



Analytical Resources, Incorporated
Analytical Chemists and Consultants

June 25, 2009

Jarred Willis
Environmental Science Corp.
12065 Lebanon Road
Mt. Juliet, TN 37122

RE: Project: JELD-WEN Nord Door
ARI Job No: PB63

Dear Mr. Willis:

Please find enclosed the Chain-of-Custody (COC) record, sample receipt documentation, and the final data package for samples from the project referenced above.

Sample receipt and details of the analyses are discussed in the Case Narrative.

An electronic copy of this data and associated raw data will be kept on file with ARI. Should you have any questions or problems, please feel free to contact me at any time.

Sincerely,

ANALYTICAL RESOURCES, INC.

A handwritten signature in black ink, appearing to read "Cheronne Oreiro", written over a horizontal line.

Cheronne Oreiro
Project Manager
(206) 695-6214
cheronneo@arilabs.com

Enclosures

cc: Efile PB63

Chain of Custody
Documentation

prepared
for

ENVIROMENTAL SCIENCE CORP.

Project: JELD-WEN NORD DOOR, 008.0228.00017

ARI JOB NO: PB63

prepared
by

Analytical Resources, Inc.

Chain of Custody Record & Laboratory Analysis Request

Analytical Resources, Incorporated
 Analytical Chemists and Consultants
 4611 South 134th Place, Suite 100
 Tukwila, WA 98168
 206-695-6200 206-695-6201 (fax)



Page: _____ of _____
 Date: 6/5/09
 Ice Present? yes
 No. of Coolers: 11
 Cooler Temps: 11.2 EE

ARI Assigned Number: PB03
 Turn-around Requested: _____
 ARI Client Company: FSC/SLR
 Phone: _____
 Client Contact: Dennis Wells / Scott Miller
 Client Project Name: JED-WEN NORD DOOR
 Client Project #: 608 0228.00017
 Samplers: C. Kramer

Sample ID	Date	Time	Matrix	No. Containers	Analysis Requested				Notes/Comments
					(SAR) Metals (SMA)	Substrate	Grain Size	Trace Metals	
3SED8-A	6/5/09	827	Sed.	7	X	X	X	X	
3SED8-B		950			X	X	X	X	
3SED8-C		1015			X	X	X	X	
3SED85-A		1138			X	X	X	X	
3SED5-B		1145			X	X	X	X	
3SED5-C		1150			X	X	X	X	
3SED10-A		1235			X	X	X	X	
3SED10-B		1242			X	X	X	X	
3SED10-C		1252			X	X	X	X	
Comments: Special Instructions					Relinquished by:		Received by:		
7 Coolers					(Signature) <u>Chris K</u>		(Signature) _____		
					Printed Name: <u>Chris Kram</u>		Printed Name: _____		
					Company: <u>SLR</u>		Company: <u>ARI</u>		
Date & Time: <u>6/5/09 1630</u>					Date & Time: <u>6/5/09 1632</u>		Date & Time: _____		

Limits of Liability: ARI will perform all requested services in accordance with appropriate methodology following ARI Standard Operating Procedures and the ARI Quality Assurance Program. This program meets standards for the industry. The total liability of ARI, its officers, agents, employees, or successors, arising out of or in connection with the requested services, shall not exceed the invoiced amount for said services. The acceptance by the client of a proposal for services by ARI release ARI from any liability in excess thereof, not withstanding any provision to the contrary in any contract, purchase order or co-signed agreement between ARI and the Client.

Sample Retention Policy: All samples submitted to ARI will be appropriately discarded no sooner than 90 days after receipt or 60 days after submission of hardcopy data, whichever is longer, unless alternate retention schedules have been established by work-order or contract.



Analytical Resources, Incorporated
Analytical Chemists and Consultants

Cooler Receipt Form

ARI Client: ESC/SLP

Project Name: Jeld-Wen Nord Door

COC No(s): _____ (NA)

Delivered by: Fed-Ex UPS Courier Hand Delivered Other: _____

Assigned ARI Job No: PB63

Tracking No: _____ (NA)

Preliminary Examination Phase:

Were intact, properly signed and dated custody seals attached to the outside of to cooler? YES (NO)

Were custody papers included with the cooler? (YES) NO

Were custody papers properly filled out (ink, signed, etc.) (YES) NO

Temperature of Cooler(s) (°C) (recommended 2.0-6.0 °C for chemistry)..... 11.2 88

If cooler temperature is out of compliance fill out form 00070F Temp Gun ID#: 101886

Cooler Accepted by: JH Date: 6/5/09 Time: 11040

Complete custody forms and attach all shipping documents

Log-In Phase:

Was a temperature blank included in the cooler? YES (NO)

What kind of packing material was used? ... (Bubble Wrap) (Wet Ice) Gel Packs (Baggies) Foam Block Paper Other: _____

Was sufficient ice used (if appropriate)? NA YES (NO)

Were all bottles sealed in individual plastic bags? (YES) NO

Did all bottles arrive in good condition (unbroken)? (YES) NO

Were all bottle labels complete and legible? (YES) NO

Did the number of containers listed on COC match with the number of containers received? (YES) NO

Did all bottle labels and tags agree with custody papers? (YES) NO

Were all bottles used correct for the requested analyses? (YES) NO

Do any of the analyses (bottles) require preservation? (attach preservation sheet, excluding VOCs)... (NA) YES NO

Were all VOC vials free of air bubbles? (NA) YES NO

Was sufficient amount of sample sent in each bottle? (YES) NO

Samples Logged by: AV Date: 6/6/09 Time: 920

**** Notify Project Manager of discrepancies or concerns ****

Sample ID on Bottle	Sample ID on COC	Sample ID on Bottle	Sample ID on COC

Additional Notes, Discrepancies, & Resolutions:

By: _____ Date: _____

Small Air Bubbles - 2mm 	Peabubbles 2-4 mm 	LARGE Air Bubbles > 4 mm
--------------------------------	--------------------------	---------------------------------

Small → "sm"
Peabubbles → "pb"
Large → "lg"
Headspace → "hs"



Cooler Temperature Compliance Form

Cooler#:	Temperature(°C):	
Sample ID	Bottle Count	Bottle Type
3SED8-A	7	2 16oz, 4 4oz, 1 2oz
3SED8-B	7	" " "
3SED8-C	7	" " "
3SED5-A	7	" " "
3SED5-A	7	" " "
3SED5-B	7	" " "
3SED5-C	7	" " "
3SED10-A	7	" " "

Cooler#:	Temperature(°C):	
Sample ID	Bottle Count	Bottle Type
3SED10-B	7	2 16oz, 4 4oz, 1 2oz
3SED10-C	7	" " "

Cooler#:	Temperature(°C):	
Sample ID	Bottle Count	Bottle Type

Cooler#:	Temperature(°C):	
Sample ID	Bottle Count	Bottle Type

Completed by: AV Date: 6/12/09 Time: 9:07

Case Narrative

prepared
for

ENVIROMENTAL SCIENCE CORP.

Project: JELD-WEN NORD DOOR, 008.0228.00017

ARI JOB NO: PB63

prepared
by

Analytical Resources, Inc.



Case Narrative

Client: Environmental Science Corp.
Project: JELD-WEN Nord Door
Matrix: Sediment
ARI Job No.: PB63

Sample receipt

Nine sediment samples were received June 5, 2009, under ARI Job PB63. The cooler temperatures measured by IR thermometer following ARI SOP were 8.8 and 11.2° C. For further details regarding sample receipt, please refer to the Cooler Receipt Form.

Semivolatiles by SW8270

The samples were initially screened to determine if there was a response that would require modification of the extraction process. Based on the screen, the extraction weight was reduced for sample **3SED5-A**. The samples and associated laboratory QC were extracted and analyzed within method recommended holding times.

Initial and continuing calibrations were within method requirements. Internal standard areas were within limits.

The surrogate percent recoveries were within control limits.

The method blank was clean at the reporting limits. The LCS percent recoveries were within control limits.

The matrix spike percent recoveries of Phenanthrene and Fluoranthene were outside the advisory control limits high for sample **3SED5-B**. No corrective action is required for matrix QC.

SIM Semivolatiles by SW8270

The samples and associated laboratory QC were extracted and analyzed within method recommended holding times.

Initial and continuing calibrations were within method requirements.

The internal standard areas of Perylene-d12 were outside the control limit low for several samples. The samples were re-analyzed at a three fold dilution and the internal standard areas were comparable to the original analysis. Both sets of data have been included in this data package for review. No further corrective action was required.



The surrogate percent recoveries were within control limits.

The method blank was clean at the reporting limits.

The LCS percent recovery of Benzyl Alcohol fell outside the control limits low for **LCS-061009**. The matrix spike and matrix spike percent recoveries were within LCS limits. No corrective action was required.

The matrix spike and matrix spike percent recoveries were within advisory control limits.

Aroclor PCBs by 8082

The samples were initially screened to determine if there was a response that would require modification of the extraction process. Based on the screen, no sample modifications were required. The samples and associated laboratory QC were extracted and analyzed within method recommended holding times.

Initial calibrations were within method requirements. Internal standard areas were within limits.

The continuing calibrations were outside the control limits low for Aroclor 1248. All samples were re-analyzed and the continuing calibrations were outside the control limits due to matrix effects. The re-analysis results were comparable to the original analysis. Only the re-analysis data have been reported. No further corrective action was required.

The surrogate percent recoveries were within control limits.

The method blank was clean at the reporting limit. The LCS percent recoveries were within control limits.

The matrix spike and matrix spike percent recoveries were within advisory control limits.

Total Metals

The samples and associated QC were digested and analyzed within method recommended holding times.

The method blank was clean at the reporting limits. The LCS percent recoveries were within control limits.

The matrix spike percent recovery of copper was outside the control limits high for sample **3SED8-A**. A post digestion spike was performed and the percent recovery was within control limit. No further corrective action was required.



The duplicate RPDs were within the control limit.

Conventional Parameters

The samples and associated laboratory QC were prepared and analyzed within method recommended holding times.

The method blanks were clean at the reporting limits. The LCS percent recoveries were within control limits.

The SRM percent recoveries were within control limits.

The matrix spike percent recoveries and replicate RPDs were within control limits.

Geotechnical Parameters

A laboratory-specific narrative follows.



Client: Environmental Science Corp.


ARI Project No.: PB63

Client Project: JELD-WEN NORD DOOR


Case Narrative

1. Nine samples were submitted for grain size analysis according to Puget Sound Estuary Protocol (PSEP) methodology on June 5, 2009.
2. The samples were run in a single batch and one sample from another job, 3SED12-A, was chosen for triplicate analysis. The triplicate data is reported on the QA summary.
3. Samples 3SED8-A, 3SED8-B, and 3SED5-B contained woody or other organic matter, which may have broken down during the sieving process, affecting grain size analysis.
4. Sample 3SED5-B and 3SED10-C contained shell fragments.
5. The data is provided in summary tables and plots.
6. There were no other noted anomalies in this project.

Approved by:


Geotechnical Laboratory Manager

Date:





Data Reporting Qualifiers

Effective 12/28/04

Inorganic Data

- U Indicates that the target analyte was not detected at the reported concentration
- * Duplicate RPD is not within established control limits
- B Reported value is less than the CRDL but \geq the Reporting Limit
- N Matrix Spike recovery not within established control limits
- NA Not Applicable, analyte not spiked
- H The natural concentration of the spiked element is so much greater than the concentration spiked that an accurate determination of spike recovery is not possible
- L Analyte concentration is ≤ 5 times the Reporting Limit and the replicate control limit defaults to ± 1 RL instead of the normal 20% RPD

Organic Data

- U Indicates that the target analyte was not detected at the reported concentration
- * Flagged value is not within established control limits
- B Analyte detected in an associated Method Blank at a concentration greater than one-half of ARI's Reporting Limit or 5% of the regulatory limit or 5% of the analyte concentration in the sample.
- J Estimated concentration when the value is less than ARI's established reporting limits
- D The spiked compound was not detected due to sample extract dilution
- NR Spiked compound recovery is not reported due to chromatographic interference
- E Estimated concentration calculated for an analyte response above the valid instrument calibration range. A dilution is required to obtain an accurate quantification of the analyte.
- S Indicates an analyte response that has saturated the detector. The calculated concentration is not valid; a dilution is required to obtain valid quantification of the analyte
- NA The flagged analyte was not analyzed for



- NS The flagged analyte was not spiked into the sample
- M Estimated value for an analyte detected and confirmed by an analyst but with low spectral match parameters. This flag is used only for GC-MS analyses
- M2 The sample contains PCB congeners that do not match any standard Aroclor pattern. The PCBs are identified and quantified as the Aroclor whose pattern most closely matches that of the sample. The reported value is an estimate.
- N The analysis indicates the presence of an analyte for which there is presumptive evidence to make a "tentative identification"
- Y The analyte is not detected at or above the reported concentration. The reporting limit is raised due to chromatographic interference. The Y flag is equivalent to the U flag with a raised reporting limit.
- C The analyte was positively identified on only one of two chromatographic columns. Chromatographic interference prevented a positive identification on the second column
- P The analyte was detected on both chromatographic columns but the quantified values differ by $\geq 40\%$ RPD with no obvious chromatographic interference

Geotechnical Data

- A The total of all fines fractions. This flag is used to report total fines when only sieve analysis is requested and balances total grain size with sample weight.
- F Samples were frozen prior to particle size determination
- SM Sample matrix was not appropriate for the requested analysis. This normally refers to samples contaminated with an organic product that interferes with the sieving process and/or moisture content, porosity and saturation calculations
- SS Sample did not contain the proportion of "fines" required to perform the pipette portion of the grain size analysis
- W Weight of sample in some pipette aliquots was below the level required for accurate weighting

LCS SOLUTIONS

05/15/09

LABESOLN ID	TEST	CONC. UG/ML	SOLVENT	EXP.
1	1549-3	PCB	20	ACETONE 10/10/09
2#	1472-3	BCOC PEST	10	ACETONE NA
3	1579-3	PEST	02/04/20	ACETONE 09/23/09
4	1594-2	LOW PEST	0.2/0.4/2	ACETONE 09/23/09
5	1580-2	EPH	1500	MECL2 01/29/10
6	1559-2	PCP	12.5/125	ACETONE 11/05/09
7	1597-2	ABN	100	ACETONE 02/01/10
8	1566-1	TBT	2.5	MECL2 12/04/09
9	1567-3	PORE TBT	.125/.25	MECL2 12/04/09
10	1596-2	ABN ACID	100/200	MEOH 10/21/09
11	1591-1	TPHD	15000	ACETONE 03/26/10
12	1597-3	ABN BASE	200	ACETONE 02/05/10
13	1573-2	LOW PCB	2	ACETONE 10/10/09
14*	1547-1	LOW ABN ACID	10/20	MEOH 04/10/10
15	1591-3	SIM PNA	15/75	MEOH 08/28/09
16*	1502-2	DIOXANE	100	MEOH 02/26/10
17#	1516-2	1248 PCB	20	ACETONE NA
18	1591-4	LOW SIM PNA	1.5	ACETONE 08/28/09
19	1574-4	AK103	7500	MECL2 12/02/09
20	1572-2	PNA	100	ACETONE 12/26/09
21	1593-3	SKY/BHT	100	MEOH 03/31/10
22	1599-1	HERB	12.5/12500	MEOH 08/18/09
23*	1505-1	LW ABN BASE	20	MEOH 03/20/10
24	1573-4	LOW ABN	10	ACETONE 08/01/09
25#	1481-1	DIPHENYL	100	MEOH NA
26*	1545-2	OP-PEST	25	MEOH 02/16/10
27#	1495-1	STEROLS	200	MEOH NA
28	1595-1	ADD. PEST	4	ACETONE 09/15/09
29#	1496-3	DECANES	100	MEOH NA
30#	1497-2	EDB/DBCP	2	ACETONE NA
31	1596-1	TERPINEOL	100	MEOH 04/03/10

LCS SOLUTIONS

05/15/09

32	1598-1	GUAIACOL	50-200	ACETONE	04/30/10
33	1522-1	RESIN ACID	250	ACETONE	06/11/09
34	1530-2	CONGENERS	1	ACETONE	07/23/09
35	1601-2	ALKYL PNA A	10	MEOH	04/03/10
36	1601-3	ALKYL PNA B	10	MEOH	05/13/10
50	1571-1	FULL RESIN	250	ACETONE	06/10/09
	*=REVERIFIED SOLUTION				
	#=PROJECT SPECIFIC SOLUTION				

SURR SOLUTIONS

05/15/09

LABEL	SOLN ID	TEST	CONC. UG/ML	SOLVENT	EXP.
A	1584-5	ABN	100/150	MEOH	02/18/10
B	1572-1	SIM PNA	15/75	MEOH	08/28/09
C*	1559-1	SIM ABN	25/37.5	MEOH	03/13/10
D	1573-3	LOW PCB	0.2	ACETONE	07/31/09
E*	1478-1	HERB	62.5	MEOH	09/21/09
F	1574-3	PCP	12.5	ACETONE	01/06/10
G*	1534-1	1,4DIOXANE	100	MEOH	02/26/10
H	1594-1	OP-PEST	25	MEOH	04/01/10
I	1559-4	LOW S. PNA	1.5	MEOH	08/28/09
J	1566-5	TBT-PORE	0.125	MECL2	12/04/09
K	1538-1	MED PCB	20	ACETONE	07/31/09
L	1584-4	TBT	2.5	MECL2	12/04/09
M	1578-1	EPH	1500	MECL2	12/09/09
N	1538-2	PCB	2	ACETONE	07/31/09
O	1567-4	TPH	450	MECL2	09/24/09
P	1598-2	HCID	2250	MECL2	01/07/10
Q#	1497-3	EDB	2	ACETONE	NA
R	1521-4	RESIN ACID	250	ACETONE	06/11/09
S	1568-5	PBDE	.25	MEOH	12/11/09
T	1601-1	ALKYL PNA	10	MEOH	11/26/09
U	* = REVERIFIED SOLUTION				
V	# = PROJECT SPECIFIC SOLUTION				
W					
X					
Y					
Z					

Data Summary Package

prepared
for

ENVIROMENTAL SCIENCE CORP.

Project: JELD-WEN NORD DOOR, 008.0228.00017

ARI JOB NO: PB63

prepared
by

Analytical Resources, Inc.

SEMIVOLATILE ANALYSIS

ORGANICS ANALYSIS DATA SHEET

PSDDA Semivolatiles by SW8270D GC/MS

Page 1 of 2


Sample ID: 3SED8-A

SAMPLE

Lab Sample ID: PB63A

LIMS ID: 09-12942

Matrix: Sediment

Data Release Authorized: 

Reported: 06/18/09

QC Report No: PB63-ENVIRONMENTAL SCIENCE CORP.

Project: JELD-WEN NORD DOOR

008.0228.00017

Date Sampled: 06/05/09

Date Received: 06/05/09

Date Extracted: 06/10/09

Date Analyzed: 06/16/09 13:32

Instrument/Analyst: NT6/LJR

GPC Cleanup: Yes

Sample Amount: 25.2 g-dry-wt

Final Extract Volume: 0.5 mL

Dilution Factor: 1.00

Percent Moisture: 38.8%

CAS Number	Analyte	RL	Result
108-95-2	Phenol	20	< 20 U
541-73-1	1,3-Dichlorobenzene	20	< 20 U
106-46-7	1,4-Dichlorobenzene	20	< 20 U
100-51-6	Benzyl Alcohol	20	< 20 U
95-50-1	1,2-Dichlorobenzene	20	< 20 U
95-48-7	2-Methylphenol	20	< 20 U
106-44-5	4-Methylphenol	20	< 20 U
67-72-1	Hexachloroethane	20	< 20 U
105-67-9	2,4-Dimethylphenol	20	< 20 U
65-85-0	Benzoic Acid	200	< 200 U
120-82-1	1,2,4-Trichlorobenzene	20	< 20 U
91-20-3	Naphthalene	20	26
87-68-3	Hexachlorobutadiene	20	< 20 U
91-57-6	2-Methylnaphthalene	20	15 J
131-11-3	Dimethylphthalate	20	< 20 U
208-96-8	Acenaphthylene	20	< 20 U
83-32-9	Acenaphthene	20	21
132-64-9	Dibenzofuran	20	21
84-66-2	Diethylphthalate	20	< 20 U
86-73-7	Fluorene	20	37
86-30-6	N-Nitrosodiphenylamine	20	< 20 U
118-74-1	Hexachlorobenzene	20	< 20 U
87-86-5	Pentachlorophenol	99	48 J
85-01-8	Phenanthrene	20	250
120-12-7	Anthracene	20	180
84-74-2	Di-n-Butylphthalate	20	35
206-44-0	Fluoranthene	20	500
129-00-0	Pyrene	20	420
85-68-7	Butylbenzylphthalate	20	< 20 U
56-55-3	Benzo (a) anthracene	20	240
117-81-7	bis (2-Ethylhexyl) phthalate	20	150
218-01-9	Chrysene	20	460
117-84-0	Di-n-Octyl phthalate	20	< 20 U
205-99-2	Benzo (b) fluoranthene	20	310
207-08-9	Benzo (k) fluoranthene	20	310
50-32-8	Benzo (a) pyrene	20	320
193-39-5	Indeno (1,2,3-cd) pyrene	20	130

ORGANICS ANALYSIS DATA SHEET
PSDDA Semivolatiles by SW8270D GC/MS
 Page 2 of 2

Sample ID: 3SED8-A
SAMPLE

Lab Sample ID: PB63A
 LIMS ID: 09-12942
 Matrix: Sediment
 Date Analyzed: 06/16/09 13:32

QC Report No: PB63-ENVIROMENTAL SCIENCE CORP.
 Project: JELD-WEN NORD DOOR
 008.0228.00017

CAS Number	Analyte	RL	Result
53-70-3	Dibenz (a,h) anthracene	20	53
191-24-2	Benzo (g,h,i) perylene	20	140
90-12-0	1-Methylnaphthalene	20	< 20 U

Reported in µg/kg (ppb)

Semivolatile Surrogate Recovery

d5-Nitrobenzene	57.2%	2-Fluorobiphenyl	68.0%
d14-p-Terphenyl	68.4%	d4-1,2-Dichlorobenzene	50.8%
d5-Phenol	63.2%	2-Fluorophenol	57.1%
2,4,6-Tribromophenol	76.5%	d4-2-Chlorophenol	60.0%

ORGANICS ANALYSIS DATA SHEET

PSDDA Semivolatiles by SW8270D GC/MS

Page 1 of 2

Sample ID: 3SED8-B

SAMPLE

Lab Sample ID: PB63B

LIMS ID: 09-12943

Matrix: Sediment

Data Release Authorized: *AB*

Reported: 06/18/09

QC Report No: PB63-ENVIRONMENTAL SCIENCE CORP.

Project: JELD-WEN NORD DOOR

008.0228.00017

Date Sampled: 06/05/09

Date Received: 06/05/09

Date Extracted: 06/10/09

Date Analyzed: 06/16/09 14:05

Instrument/Analyst: NT6/LJR

GPC Cleanup: Yes

Sample Amount: 25.2 g-dry-wt

Final Extract Volume: 0.5 mL

Dilution Factor: 1.00

Percent Moisture: 61.4%

CAS Number	Analyte	RL	Result
108-95-2	Phenol	20	< 20 U
541-73-1	1,3-Dichlorobenzene	20	< 20 U
106-46-7	1,4-Dichlorobenzene	20	< 20 U
100-51-6	Benzyl Alcohol	20	< 20 U
95-50-1	1,2-Dichlorobenzene	20	< 20 U
95-48-7	2-Methylphenol	20	< 20 U
106-44-5	4-Methylphenol	20	< 20 U
67-72-1	Hexachloroethane	20	< 20 U
105-67-9	2,4-Dimethylphenol	20	< 20 U
65-85-0	Benzoic Acid	200	< 200 U
120-82-1	1,2,4-Trichlorobenzene	20	< 20 U
91-20-3	Naphthalene	20	< 20 U
87-68-3	Hexachlorobutadiene	20	< 20 U
91-57-6	2-Methylnaphthalene	20	< 20 U
131-11-3	Dimethylphthalate	20	< 20 U
208-96-8	Acenaphthylene	20	< 20 U
83-32-9	Acenaphthene	20	16 J
132-64-9	Dibenzofuran	20	< 20 U
84-66-2	Diethylphthalate	20	< 20 U
86-73-7	Fluorene	20	16 J
86-30-6	N-Nitrosodiphenylamine	20	< 20 U
118-74-1	Hexachlorobenzene	20	< 20 U
87-86-5	Pentachlorophenol	99	< 99 U
85-01-8	Phenanthrene	20	97
120-12-7	Anthracene	20	38
84-74-2	Di-n-Butylphthalate	20	< 20 U
206-44-0	Fluoranthene	20	690
129-00-0	Pyrene	20	450
85-68-7	Butylbenzylphthalate	20	< 20 U
56-55-3	Benzo (a) anthracene	20	200
117-81-7	bis (2-Ethylhexyl) phthalate	20	46
218-01-9	Chrysene	20	380
117-84-0	Di-n-Octyl phthalate	20	< 20 U
205-99-2	Benzo (b) fluoranthene	20	180
207-08-9	Benzo (k) fluoranthene	20	180
50-32-8	Benzo (a) pyrene	20	140
193-39-5	Indeno (1,2,3-cd) pyrene	20	54

ORGANICS ANALYSIS DATA SHEET
PSDDA Semivolatiles by SW8270D GC/MS
 Page 2 of 2

Sample ID: 3SED8-B
SAMPLE

Lab Sample ID: PB63B
 LIMS ID: 09-12943
 Matrix: Sediment
 Date Analyzed: 06/16/09 14:05

QC Report No: PB63-ENVIROMENTAL SCIENCE CORP.
 Project: JELD-WEN NORD DOOR
 008.0228.00017

CAS Number	Analyte	RL	Result
53-70-3	Dibenz (a,h) anthracene	20	23
191-24-2	Benzo (g,h,i) perylene	20	57
90-12-0	1-Methylnaphthalene	20	< 20 U

Reported in µg/kg (ppb)

Semivolatile Surrogate Recovery

d5-Nitrobenzene	47.2%	2-Fluorobiphenyl	62.4%
d14-p-Terphenyl	58.8%	d4-1,2-Dichlorobenzene	40.4%
d5-Phenol	53.6%	2-Fluorophenol	47.5%
2,4,6-Tribromophenol	69.9%	d4-2-Chlorophenol	52.5%

ORGANICS ANALYSIS DATA SHEET
PSDDA Semivolatiles by SW8270D GC/MS
 Page 1 of 2

Sample ID: 3SED8-C
SAMPLE

Lab Sample ID: PB63C
 LIMS ID: 09-12944
 Matrix: Sediment
 Data Release Authorized: *[Signature]*
 Reported: 06/18/09

QC Report No: PB63-ENVIROMENTAL SCIENCE CORP.
 Project: JELD-WEN NORD DOOR
 008.0228.00017
 Date Sampled: 06/05/09
 Date Received: 06/05/09

Date Extracted: 06/10/09
 Date Analyzed: 06/16/09 14:37
 Instrument/Analyst: NT6/LJR
 GPC Cleanup: Yes

Sample Amount: 25.7 g-dry-wt
 Final Extract Volume: 0.5 mL
 Dilution Factor: 1.00
 Percent Moisture: 51.1%

CAS Number	Analyte	RL	Result
108-95-2	Phenol	20	< 20 U
541-73-1	1,3-Dichlorobenzene	20	< 20 U
106-46-7	1,4-Dichlorobenzene	20	< 20 U
100-51-6	Benzyl Alcohol	20	< 20 U
95-50-1	1,2-Dichlorobenzene	20	< 20 U
95-48-7	2-Methylphenol	20	< 20 U
106-44-5	4-Methylphenol	20	< 20 U
67-72-1	Hexachloroethane	20	< 20 U
105-67-9	2,4-Dimethylphenol	20	< 20 U
65-85-0	Benzoic Acid	200	< 200 U
120-82-1	1,2,4-Trichlorobenzene	20	< 20 U
91-20-3	Naphthalene	20	12 J
87-68-3	Hexachlorobutadiene	20	< 20 U
91-57-6	2-Methylnaphthalene	20	< 20 U
131-11-3	Dimethylphthalate	20	< 20 U
208-96-8	Acenaphthylene	20	12 J
83-32-9	Acenaphthene	20	12 J
132-64-9	Dibenzofuran	20	12 J
84-66-2	Diethylphthalate	20	< 20 U
86-73-7	Fluorene	20	19 J
86-30-6	N-Nitrosodiphenylamine	20	< 20 U
118-74-1	Hexachlorobenzene	20	< 20 U
87-86-5	Pentachlorophenol	97	< 97 U
85-01-8	Phenanthrene	20	140
120-12-7	Anthracene	20	66
84-74-2	Di-n-Butylphthalate	20	< 20 U
206-44-0	Fluoranthene	20	640
129-00-0	Pyrene	20	440
85-68-7	Butylbenzylphthalate	20	< 20 U
56-55-3	Benzo (a) anthracene	20	250
117-81-7	bis (2-Ethylhexyl) phthalate	20	67
218-01-9	Chrysene	20	460
117-84-0	Di-n-Octyl phthalate	20	< 20 U
205-99-2	Benzo (b) fluoranthene	20	220
207-08-9	Benzo (k) fluoranthene	20	220
50-32-8	Benzo (a) pyrene	20	180
193-39-5	Indeno (1,2,3-cd) pyrene	20	69

ORGANICS ANALYSIS DATA SHEET
PSDDA Semivolatiles by SW8270D GC/MS
 Page 2 of 2

Sample ID: 3SED8-C
SAMPLE

Lab Sample ID: PB63C
 LIMS ID: 09-12944
 Matrix: Sediment
 Date Analyzed: 06/16/09 14:37

QC Report No: PB63-ENVIROMENTAL SCIENCE CORP.
 Project: JELD-WEN NORD DOOR
 008.0228.00017

CAS Number	Analyte	RL	Result
53-70-3	Dibenz (a, h) anthracene	20	35
191-24-2	Benzo (g, h, i) perylene	20	69
90-12-0	1-Methylnaphthalene	20	< 20 U

Reported in µg/kg (ppb)

Semivolatile Surrogate Recovery

d5-Nitrobenzene	54.8%	2-Fluorobiphenyl	66.4%
d14-p-Terphenyl	60.0%	d4-1,2-Dichlorobenzene	48.0%
d5-Phenol	60.0%	2-Fluorophenol	56.3%
2,4,6-Tribromophenol	73.9%	d4-2-Chlorophenol	58.9%

ORGANICS ANALYSIS DATA SHEET

PSDDA Semivolatiles by SW8270D GC/MS

Page 1 of 2

Sample ID: 3SED5-A

SAMPLE

Lab Sample ID: PB63D

LIMS ID: 09-12945

Matrix: Sediment

Data Release Authorized: *AB*

Reported: 06/18/09

QC Report No: PB63-ENVIROMENTAL SCIENCE CORP.

Project: JELD-WEN NORD DOOR

008.0228.00017

Date Sampled: 06/05/09

Date Received: 06/05/09

Date Extracted: 06/10/09

Date Analyzed: 06/16/09 15:10

Instrument/Analyst: NT6/LJR

GPC Cleanup: Yes

Sample Amount: 18.3 g-dry-wt

Final Extract Volume: 0.5 mL

Dilution Factor: 3.00

Percent Moisture: 17.0%

CAS Number	Analyte	RL	Result
108-95-2	Phenol	82	< 82 U
541-73-1	1,3-Dichlorobenzene	82	< 82 U
106-46-7	1,4-Dichlorobenzene	82	< 82 U
100-51-6	Benzyl Alcohol	82	< 82 U
95-50-1	1,2-Dichlorobenzene	82	< 82 U
95-48-7	2-Methylphenol	82	< 82 U
106-44-5	4-Methylphenol	82	< 82 U
67-72-1	Hexachloroethane	82	< 82 U
105-67-9	2,4-Dimethylphenol	82	< 82 U
65-85-0	Benzoic Acid	820	< 820 U
120-82-1	1,2,4-Trichlorobenzene	82	< 82 U
91-20-3	Naphthalene	82	< 82 U
87-68-3	Hexachlorobutadiene	82	< 82 U
91-57-6	2-Methylnaphthalene	82	< 82 U
131-11-3	Dimethylphthalate	82	< 82 U
208-96-8	Acenaphthylene	82	< 82 U
83-32-9	Acenaphthene	82	< 82 U
132-64-9	Dibenzofuran	82	< 82 U
84-66-2	Diethylphthalate	82	< 82 U
86-73-7	Fluorene	82	< 82 U
86-30-6	N-Nitrosodiphenylamine	82	< 82 U
118-74-1	Hexachlorobenzene	82	< 82 U
87-86-5	Pentachlorophenol	410	< 410 U
85-01-8	Phenanthrene	82	< 82 U
120-12-7	Anthracene	82	< 82 U
84-74-2	Di-n-Butylphthalate	82	< 82 U
206-44-0	Fluoranthene	82	< 82 U
129-00-0	Pyrene	82	42 J
85-68-7	Butylbenzylphthalate	82	80 J
56-55-3	Benzo(a)anthracene	82	< 82 U
117-81-7	bis(2-Ethylhexyl)phthalate	82	580
218-01-9	Chrysene	82	82
117-84-0	Di-n-Octyl phthalate	82	< 82 U
205-99-2	Benzo(b)fluoranthene	82	< 82 U
207-08-9	Benzo(k)fluoranthene	82	< 82 U
50-32-8	Benzo(a)pyrene	82	< 82 U
193-39-5	Indeno(1,2,3-cd)pyrene	82	< 82 U

ORGANICS ANALYSIS DATA SHEET
PSDDA Semivolatiles by SW8270D GC/MS
 Page 2 of 2

Sample ID: 3SED5-A
SAMPLE

Lab Sample ID: PB63D
 LIMS ID: 09-12945
 Matrix: Sediment
 Date Analyzed: 06/16/09 15:10

QC Report No: PB63-ENVIROMENTAL SCIENCE CORP.
 Project: JELD-WEN NORD DOOR
 008.0228.00017

CAS Number	Analyte	RL	Result
53-70-3	Dibenz(a,h)anthracene	82	< 82 U
191-24-2	Benzo(g,h,i)perylene	82	< 82 U
90-12-0	1-Methylnaphthalene	82	< 82 U

Reported in µg/kg (ppb)

Semivolatile Surrogate Recovery

d5-Nitrobenzene	64.7%	2-Fluorobiphenyl	75.5%
d14-p-Terphenyl	60.2%	d4-1,2-Dichlorobenzene	55.8%
d5-Phenol	68.5%	2-Fluorophenol	63.5%
2,4,6-Tribromophenol	71.2%	d4-2-Chlorophenol	66.8%

ORGANICS ANALYSIS DATA SHEET

PSDDA Semivolatiles by SW8270D GC/MS

Page 1 of 2

Sample ID: 3SED5-B

SAMPLE

Lab Sample ID: PB63E

LIMS ID: 09-12946

Matrix: Sediment

Data Release Authorized: *[Signature]*

Reported: 06/18/09

QC Report No: PB63-ENVIROMENTAL SCIENCE CORP.

Project: JELD-WEN NORD DOOR

008.0228.00017

Date Sampled: 06/05/09

Date Received: 06/05/09

Date Extracted: 06/10/09

Date Analyzed: 06/16/09 15:43

Instrument/Analyst: NT6/LJR

GPC Cleanup: Yes

Sample Amount: 25.7 g-dry-wt

Final Extract Volume: 0.5 mL

Dilution Factor: 1.00

Percent Moisture: 35.1%

CAS Number	Analyte	RL	Result
108-95-2	Phenol	19	< 19 U
541-73-1	1,3-Dichlorobenzene	19	< 19 U
106-46-7	1,4-Dichlorobenzene	19	< 19 U
100-51-6	Benzyl Alcohol	19	< 19 U
95-50-1	1,2-Dichlorobenzene	19	< 19 U
95-48-7	2-Methylphenol	19	< 19 U
106-44-5	4-Methylphenol	19	< 19 U
67-72-1	Hexachloroethane	19	< 19 U
105-67-9	2,4-Dimethylphenol	19	< 19 U
65-85-0	Benzoic Acid	190	< 190 U
120-82-1	1,2,4-Trichlorobenzene	19	< 19 U
91-20-3	Naphthalene	19	< 19 U
87-68-3	Hexachlorobutadiene	19	< 19 U
91-57-6	2-Methylnaphthalene	19	< 19 U
131-11-3	Dimethylphthalate	19	< 19 U
208-96-8	Acenaphthylene	19	< 19 U
83-32-9	Acenaphthene	19	< 19 U
132-64-9	Dibenzofuran	19	< 19 U
84-66-2	Diethylphthalate	19	42
86-73-7	Fluorene	19	< 19 U
86-30-6	N-Nitrosodiphenylamine	19	< 19 U
118-74-1	Hexachlorobenzene	19	< 19 U
87-86-5	Pentachlorophenol	97	< 97 U
85-01-8	Phenanthrene	19	22
120-12-7	Anthracene	19	< 19 U
84-74-2	Di-n-Butylphthalate	19	14 J
206-44-0	Fluoranthene	19	130
129-00-0	Pyrene	19	72
85-68-7	Butylbenzylphthalate	19	< 19 U
56-55-3	Benzo (a) anthracene	19	24
117-81-7	bis (2-Ethylhexyl) phthalate	19	41
218-01-9	Chrysene	19	49
117-84-0	Di-n-Octyl phthalate	19	< 19 U
205-99-2	Benzo (b) fluoranthene	19	29
207-08-9	Benzo (k) fluoranthene	19	29
50-32-8	Benzo (a) pyrene	19	20
193-39-5	Indeno (1,2,3-cd) pyrene	19	< 19 U

ORGANICS ANALYSIS DATA SHEET
PSDDA Semivolatiles by SW8270D GC/MS
 Page 2 of 2

Sample ID: 3SED5-B
SAMPLE

Lab Sample ID: PB63E
 LIMS ID: 09-12946
 Matrix: Sediment
 Date Analyzed: 06/16/09 15:43

QC Report No: PB63-ENVIROMENTAL SCIENCE CORP.
 Project: JELD-WEN NORD DOOR
 008.0228.00017

CAS Number	Analyte	RL	Result
53-70-3	Dibenz(a,h)anthracene	19	< 19 U
191-24-2	Benzo(g,h,i)perylene	19	9.9 J
90-12-0	1-Methylnaphthalene	19	< 19 U


Reported in µg/kg (ppb)

Semivolatile Surrogate Recovery

d5-Nitrobenzene	61.2%	2-Fluorobiphenyl	72.4%
d14-p-Terphenyl	70.0%	d4-1,2-Dichlorobenzene	54.0%
d5-Phenol	65.6%	2-Fluorophenol	63.5%
2,4,6-Tribromophenol	73.1%	d4-2-Chlorophenol	65.1%

ORGANICS ANALYSIS DATA SHEET
PSDDA Semivolatiles by SW8270D GC/MS
 Page 1 of 2

Sample ID: 3SED5-C
SAMPLE

Lab Sample ID: PB63F
 LIMS ID: 09-12947
 Matrix: Sediment
 Data Release Authorized: 
 Reported: 06/18/09

QC Report No: PB63-ENVIROMENTAL SCIENCE CORP.
 Project: JELD-WEN NORD DOOR
 008.0228.00017
 Date Sampled: 06/05/09
 Date Received: 06/05/09

Date Extracted: 06/10/09
 Date Analyzed: 06/16/09 17:22
 Instrument/Analyst: NT6/LJR
 GPC Cleanup: Yes

Sample Amount: 25.3 g-dry-wt
 Final Extract Volume: 0.5 mL
 Dilution Factor: 1.00
 Percent Moisture: 35.6%

CAS Number	Analyte	RL	Result
108-95-2	Phenol	20	< 20 U
541-73-1	1,3-Dichlorobenzene	20	< 20 U
106-46-7	1,4-Dichlorobenzene	20	< 20 U
100-51-6	Benzyl Alcohol	20	< 20 U
95-50-1	1,2-Dichlorobenzene	20	< 20 U
95-48-7	2-Methylphenol	20	< 20 U
106-44-5	4-Methylphenol	20	< 20 U
67-72-1	Hexachloroethane	20	< 20 U
105-67-9	2,4-Dimethylphenol	20	< 20 U
65-85-0	Benzoic Acid	200	< 200 U
120-82-1	1,2,4-Trichlorobenzene	20	< 20 U
91-20-3	Naphthalene	20	< 20 U
87-68-3	Hexachlorobutadiene	20	< 20 U
91-57-6	2-Methylnaphthalene	20	< 20 U
131-11-3	Dimethylphthalate	20	< 20 U
208-96-8	Acenaphthylene	20	< 20 U
83-32-9	Acenaphthene	20	< 20 U
132-64-9	Dibenzofuran	20	< 20 U
84-66-2	Diethylphthalate	20	< 20 U
86-73-7	Fluorene	20	< 20 U
86-30-6	N-Nitrosodiphenylamine	20	< 20 U
118-74-1	Hexachlorobenzene	20	< 20 U
87-86-5	Pentachlorophenol	99	< 99 U
85-01-8	Phenanthrene	20	98
120-12-7	Anthracene	20	14 J
84-74-2	Di-n-Butylphthalate	20	< 20 U
206-44-0	Fluoranthene	20	390
129-00-0	Pyrene	20	230
85-68-7	Butylbenzylphthalate	20	< 20 U
56-55-3	Benzo (a) anthracene	20	41
117-81-7	bis (2-Ethylhexyl) phthalate	20	60
218-01-9	Chrysene	20	90
117-84-0	Di-n-Octyl phthalate	20	< 20 U
205-99-2	Benzo (b) fluoranthene	20	49
207-08-9	Benzo (k) fluoranthene	20	49
50-32-8	Benzo (a) pyrene	20	35
193-39-5	Indeno (1,2,3-cd) pyrene	20	< 20 U

ORGANICS ANALYSIS DATA SHEET
PSDDA Semivolatiles by SW8270D GC/MS
 Page 2 of 2

Sample ID: 3SED5-C
SAMPLE

Lab Sample ID: PB63F
 LIMS ID: 09-12947
 Matrix: Sediment
 Date Analyzed: 06/16/09 17:22

QC Report No: PB63-ENVIROMENTAL SCIENCE CORP.
 Project: JELD-WEN NORD DOOR
 008.0228.00017

CAS Number	Analyte	RL	Result
53-70-3	Dibenz(a,h)anthracene	20	< 20 U
191-24-2	Benzo(g,h,i)perylene	20	12 J
90-12-0	1-Methylnaphthalene	20	< 20 U

Reported in µg/kg (ppb)

Semivolatile Surrogate Recovery

d5-Nitrobenzene	61.6%	2-Fluorobiphenyl	78.0%
d14-p-Terphenyl	87.2%	d4-1,2-Dichlorobenzene	52.4%
d5-Phenol	62.9%	2-Fluorophenol	62.1%
2,4,6-Tribromophenol	72.5%	d4-2-Chlorophenol	63.7%

ORGANICS ANALYSIS DATA SHEET

PSDDA Semivolatiles by SW8270D GC/MS

Page 1 of 2

Sample ID: 3SED10-A

SAMPLE

Lab Sample ID: PB63G

LIMS ID: 09-12948

Matrix: Sediment

Data Release Authorized:

Reported: 06/18/09

QC Report No: PB63-ENVIRONMENTAL SCIENCE CORP.

Project: JELD-WEN NORD DOOR

008.0228.00017

Date Sampled: 06/05/09

Date Received: 06/05/09

Date Extracted: 06/10/09

Date Analyzed: 06/16/09 17:55

Instrument/Analyst: NT6/LJR

GPC Cleanup: Yes

Sample Amount: 26.0 g-dry-wt

Final Extract Volume: 0.5 mL

Dilution Factor: 1.00

Percent Moisture: 14.9%

CAS Number	Analyte	RL	Result
108-95-2	Phenol	19	< 19 U
541-73-1	1,3-Dichlorobenzene	19	< 19 U
106-46-7	1,4-Dichlorobenzene	19	< 19 U
100-51-6	Benzyl Alcohol	19	< 19 U
95-50-1	1,2-Dichlorobenzene	19	< 19 U
95-48-7	2-Methylphenol	19	< 19 U
106-44-5	4-Methylphenol	19	< 19 U
67-72-1	Hexachloroethane	19	< 19 U
105-67-9	2,4-Dimethylphenol	19	< 19 U
65-85-0	Benzoic Acid	190	< 190 U
120-82-1	1,2,4-Trichlorobenzene	19	< 19 U
91-20-3	Naphthalene	19	21
87-68-3	Hexachlorobutadiene	19	< 19 U
91-57-6	2-Methylnaphthalene	19	32
131-11-3	Dimethylphthalate	19	< 19 U
208-96-8	Acenaphthylene	19	31
83-32-9	Acenaphthene	19	130
132-64-9	Dibenzofuran	19	200
84-66-2	Diethylphthalate	19	< 19 U
86-73-7	Fluorene	19	230
86-30-6	N-Nitrosodiphenylamine	19	< 19 U
118-74-1	Hexachlorobenzene	19	< 19 U
87-86-5	Pentachlorophenol	96	< 96 U
85-01-8	Phenanthrene	19	1,900 E
120-12-7	Anthracene	19	61
84-74-2	Di-n-Butylphthalate	19	< 19 U
206-44-0	Fluoranthene	19	1,700 E
129-00-0	Pyrene	19	1,100
85-68-7	Butylbenzylphthalate	19	< 19 U
56-55-3	Benzo (a) anthracene	19	130
117-81-7	bis (2-Ethylhexyl) phthalate	19	18 J
218-01-9	Chrysene	19	300
117-84-0	Di-n-Octyl phthalate	19	< 19 U
205-99-2	Benzo (b) fluoranthene	19	210
207-08-9	Benzo (k) fluoranthene	19	210
50-32-8	Benzo (a) pyrene	19	77
193-39-5	Indeno (1,2,3-cd) pyrene	19	21

ORGANICS ANALYSIS DATA SHEET
PSDDA Semivolatiles by SW8270D GC/MS
 Page 2 of 2

Sample ID: 3SED10-A
SAMPLE

Lab Sample ID: PB63G
 LIMS ID: 09-12948
 Matrix: Sediment
 Date Analyzed: 06/16/09 17:55

QC Report No: PB63-ENVIROMENTAL SCIENCE CORP.
 Project: JELD-WEN NORD DOOR
 008.0228.00017

CAS Number	Analyte	RL	Result
53-70-3	Dibenz (a,h) anthracene	19	< 19 U
191-24-2	Benzo (g,h,i) perylene	19	21
90-12-0	1-Methylnaphthalene	19	30

Reported in µg/kg (ppb)

Semivolatile Surrogate Recovery

d5-Nitrobenzene	60.4%	2-Fluorobiphenyl	72.4%
d14-p-Terphenyl	88.0%	d4-1,2-Dichlorobenzene	56.4%
d5-Phenol	61.9%	2-Fluorophenol	61.6%
2,4,6-Tribromophenol	67.7%	d4-2-Chlorophenol	62.9%

ORGANICS ANALYSIS DATA SHEET

PSDDA Semivolatiles by SW8270D GC/MS

Page 1 of 2

Sample ID: 3SED10-A

DILUTION

Lab Sample ID: PB63G

LIMS ID: 09-12948

Matrix: Sediment

Data Release Authorized: 

Reported: 06/18/09

QC Report No: PB63-ENVIRONMENTAL SCIENCE CORP.

Project: JELD-WEN NORD DOOR

008.0228.00017

Date Sampled: 06/05/09

Date Received: 06/05/09

Date Extracted: 06/10/09

Date Analyzed: 06/17/09 23:35

Instrument/Analyst: NT6/LJR

GPC Cleanup: Yes

Sample Amount: 26.0 g-dry-wt

Final Extract Volume: 0.5 mL

Dilution Factor: 3.00

Percent Moisture: 14.9%

CAS Number	Analyte	RL	Result
108-95-2	Phenol	58	< 58 U
541-73-1	1,3-Dichlorobenzene	58	< 58 U
106-46-7	1,4-Dichlorobenzene	58	< 58 U
100-51-6	Benzyl Alcohol	58	< 58 U
95-50-1	1,2-Dichlorobenzene	58	< 58 U
95-48-7	2-Methylphenol	58	< 58 U
106-44-5	4-Methylphenol	58	< 58 U
67-72-1	Hexachloroethane	58	< 58 U
105-67-9	2,4-Dimethylphenol	58	< 58 U
65-85-0	Benzoic Acid	580	< 580 U
120-82-1	1,2,4-Trichlorobenzene	58	< 58 U
91-20-3	Naphthalene	58	< 58 U
87-68-3	Hexachlorobutadiene	58	< 58 U
91-57-6	2-Methylnaphthalene	58	31 J
131-11-3	Dimethylphthalate	58	< 58 U
208-96-8	Acenaphthylene	58	< 58 U
83-32-9	Acenaphthene	58	120
132-64-9	Dibenzofuran	58	190
84-66-2	Diethylphthalate	58	< 58 U
86-73-7	Fluorene	58	220
86-30-6	N-Nitrosodiphenylamine	58	< 58 U
118-74-1	Hexachlorobenzene	58	< 58 U
87-86-5	Pentachlorophenol	290	< 290 U
85-01-8	Phenanthrene	58	1,800
120-12-7	Anthracene	58	32 J
84-74-2	Di-n-Butylphthalate	58	< 58 U
206-44-0	Fluoranthene	58	1,300
129-00-0	Pyrene	58	1,200
85-68-7	Butylbenzylphthalate	58	< 58 U
56-55-3	Benzo (a) anthracene	58	120
117-81-7	bis(2-Ethylhexyl)phthalate	58	< 58 U
218-01-9	Chrysene	58	300
117-84-0	Di-n-Octyl phthalate	58	< 58 U
205-99-2	Benzo (b) fluoranthene	58	180
207-08-9	Benzo (k) fluoranthene	58	180
50-32-8	Benzo (a) pyrene	58	77
193-39-5	Indeno (1,2,3-cd) pyrene	58	36 J

ORGANICS ANALYSIS DATA SHEET
PSDDA Semivolatiles by SW8270D GC/MS
 Page 2 of 2

Sample ID: 3SED10-A
DILUTION

Lab Sample ID: PB63G
 LIMS ID: 09-12948
 Matrix: Sediment
 Date Analyzed: 06/17/09 23:35

QC Report No: PB63-ENVIRONMENTAL SCIENCE CORP.
 Project: JELD-WEN NORD DOOR
 008.0228.00017

CAS Number	Analyte	RL	Result
53-70-3	Dibenz (a, h) anthracene	58	< 58 U
191-24-2	Benzo (g, h, i) perylene	58	39 J
90-12-0	1-Methylnaphthalene	58	30 J

Reported in µg/kg (ppb)

Semivolatile Surrogate Recovery

d5-Nitrobenzene	57.5%	2-Fluorobiphenyl	67.0%
d14-p-Terphenyl	91.8%	d4-1,2-Dichlorobenzene	52.2%
d5-Phenol	61.8%	2-Fluorophenol	55.8%
2,4,6-Tribromophenol	65.8%	d4-2-Chlorophenol	57.0%

ORGANICS ANALYSIS DATA SHEET

PSDDA Semivolatiles by SW8270D GC/MS

Page 1 of 2

Sample ID: 3SED10-B

SAMPLE

Lab Sample ID: PB63H

LIMS ID: 09-12949

Matrix: Sediment

Data Release Authorized: *AB*

Reported: 06/18/09

QC Report No: PB63-ENVIROMENTAL SCIENCE CORP.

Project: JELD-WEN NORD DOOR

008.0228.00017

Date Sampled: 06/05/09

Date Received: 06/05/09

Date Extracted: 06/10/09

Date Analyzed: 06/16/09 18:28

Instrument/Analyst: NT6/LJR

GPC Cleanup: Yes

Sample Amount: 25.3 g-dry-wt

Final Extract Volume: 0.5 mL

Dilution Factor: 1.00

Percent Moisture: 47.6%

CAS Number	Analyte	RL	Result
108-95-2	Phenol	20	< 20 U
541-73-1	1,3-Dichlorobenzene	20	< 20 U
106-46-7	1,4-Dichlorobenzene	20	< 20 U
100-51-6	Benzyl Alcohol	20	< 20 U
95-50-1	1,2-Dichlorobenzene	20	< 20 U
95-48-7	2-Methylphenol	20	< 20 U
106-44-5	4-Methylphenol	20	14 J
67-72-1	Hexachloroethane	20	< 20 U
105-67-9	2,4-Dimethylphenol	20	< 20 U
65-85-0	Benzoic Acid	200	< 200 U
120-82-1	1,2,4-Trichlorobenzene	20	< 20 U
91-20-3	Naphthalene	20	< 20 U
87-68-3	Hexachlorobutadiene	20	< 20 U
91-57-6	2-Methylnaphthalene	20	< 20 U
131-11-3	Dimethylphthalate	20	< 20 U
208-96-8	Acenaphthylene	20	11 J
83-32-9	Acenaphthene	20	< 20 U
132-64-9	Dibenzofuran	20	< 20 U
84-66-2	Diethylphthalate	20	19 J
86-73-7	Fluorene	20	13 J
86-30-6	N-Nitrosodiphenylamine	20	< 20 U
118-74-1	Hexachlorobenzene	20	< 20 U
87-86-5	Pentachlorophenol	99	< 99 U
85-01-8	Phenanthrene	20	96
120-12-7	Anthracene	20	35
84-74-2	Di-n-Butylphthalate	20	< 20 U
206-44-0	Fluoranthene	20	650
129-00-0	Pyrene	20	370
85-68-7	Butylbenzylphthalate	20	< 20 U
56-55-3	Benzo (a) anthracene	20	95
117-81-7	bis (2-Ethylhexyl) phthalate	20	36
218-01-9	Chrysene	20	230
117-84-0	Di-n-Octyl phthalate	20	< 20 U
205-99-2	Benzo (b) fluoranthene	20	120
207-08-9	Benzo (k) fluoranthene	20	120
50-32-8	Benzo (a) pyrene	20	60
193-39-5	Indeno (1,2,3-cd) pyrene	20	21

ORGANICS ANALYSIS DATA SHEET
PSDDA Semivolatiles by SW8270D GC/MS
 Page 2 of 2

Sample ID: 3SED10-B
SAMPLE

Lab Sample ID: PB63H
 LIMS ID: 09-12949
 Matrix: Sediment
 Date Analyzed: 06/16/09 18:28

QC Report No: PB63-ENVIROMENTAL SCIENCE CORP.
 Project: JELD-WEN NORD DOOR
 008.0228.00017

CAS Number	Analyte	RL	Result
53-70-3	Dibenz(a,h)anthracene	20	< 20 U
191-24-2	Benzo(g,h,i)perylene	20	18 J
90-12-0	1-Methylnaphthalene	20	< 20 U

Reported in µg/kg (ppb)

Semivolatile Surrogate Recovery

d5-Nitrobenzene	53.6%	2-Fluorobiphenyl	64.4%
dl4-p-Terphenyl	71.2%	d4-1,2-Dichlorobenzene	48.0%
d5-Phenol	57.1%	2-Fluorophenol	55.5%
2,4,6-Tribromophenol	69.1%	d4-2-Chlorophenol	56.5%

ORGANICS ANALYSIS DATA SHEET

PSDDA Semivolatiles by SW8270D GC/MS

Page 1 of 2

Sample ID: 3SED10-C

SAMPLE

Lab Sample ID: PB63I

LIMS ID: 09-12950

Matrix: Sediment

Data Release Authorized: *AB*

Reported: 06/18/09

QC Report No: PB63-ENVIRONMENTAL SCIENCE CORP.

Project: JELD-WEN NORD DOOR

008.0228.00017

Date Sampled: 06/05/09

Date Received: 06/05/09

Date Extracted: 06/10/09

Date Analyzed: 06/16/09 19:01

Instrument/Analyst: NT6/LJR

GPC Cleanup: Yes

Sample Amount: 25.5 g-dry-wt

Final Extract Volume: 0.5 mL

Dilution Factor: 1.00

Percent Moisture: 39.7%

CAS Number	Analyte	RL	Result
108-95-2	Phenol	20	< 20 U
541-73-1	1,3-Dichlorobenzene	20	< 20 U
106-46-7	1,4-Dichlorobenzene	20	< 20 U
100-51-6	Benzyl Alcohol	20	< 20 U
95-50-1	1,2-Dichlorobenzene	20	< 20 U
95-48-7	2-Methylphenol	20	< 20 U
106-44-5	4-Methylphenol	20	18 J
67-72-1	Hexachloroethane	20	< 20 U
105-67-9	2,4-Dimethylphenol	20	< 20 U
65-85-0	Benzoic Acid	200	< 200 U
120-82-1	1,2,4-Trichlorobenzene	20	< 20 U
91-20-3	Naphthalene	20	< 20 U
87-68-3	Hexachlorobutadiene	20	< 20 U
91-57-6	2-Methylnaphthalene	20	11 J
131-11-3	Dimethylphthalate	20	< 20 U
208-96-8	Acenaphthylene	20	< 20 U
83-32-9	Acenaphthene	20	< 20 U
132-64-9	Dibenzofuran	20	< 20 U
84-66-2	Diethylphthalate	20	< 20 U
86-73-7	Fluorene	20	12 J
86-30-6	N-Nitrosodiphenylamine	20	< 20 U
118-74-1	Hexachlorobenzene	20	< 20 U
87-86-5	Pentachlorophenol	98	87 J
85-01-8	Phenanthrene	20	33
120-12-7	Anthracene	20	36
84-74-2	Di-n-Butylphthalate	20	< 20 U
206-44-0	Fluoranthene	20	200
129-00-0	Pyrene	20	180
85-68-7	Butylbenzylphthalate	20	< 20 U
56-55-3	Benzo (a) anthracene	20	87
117-81-7	bis (2-Ethylhexyl) phthalate	20	47
218-01-9	Chrysene	20	440
117-84-0	Di-n-Octyl phthalate	20	< 20 U
205-99-2	Benzo (b) fluoranthene	20	310
207-08-9	Benzo (k) fluoranthene	20	310
50-32-8	Benzo (a) pyrene	20	33
193-39-5	Indeno (1,2,3-cd) pyrene	20	35

ORGANICS ANALYSIS DATA SHEET
PSDDA Semivolatiles by SW8270D GC/MS
 Page 2 of 2

Sample ID: 3SED10-C
SAMPLE

Lab Sample ID: PB63I
 LIMS ID: 09-12950
 Matrix: Sediment
 Date Analyzed: 06/16/09 19:01

QC Report No: PB63-ENVIROMENTAL SCIENCE CORP.
 Project: JELD-WEN NORD DOOR
 008.0228.00017

CAS Number	Analyte	RL	Result
53-70-3	Dibenz (a,h) anthracene	20	< 20 U
191-24-2	Benzo (g,h,i) perylene	20	28
90-12-0	1-Methylnaphthalene	20	< 20 U

Reported in µg/kg (ppb)

Semivolatile Surrogate Recovery

d5-Nitrobenzene	59.6%	2-Fluorobiphenyl	73.6%
d14-p-Terphenyl	72.0%	d4-1,2-Dichlorobenzene	52.8%
d5-Phenol	61.6%	2-Fluorophenol	58.9%
2,4,6-Tribromophenol	72.3%	d4-2-Chlorophenol	61.9%

SW8270 SEMIVOLATILES SOIL/SEDIMENT SURROGATE RECOVERY SUMMARY

Matrix: Sediment

QC Report No: PB63-ENVIROMENTAL SCIENCE CORP.
Project: JELD-WEN NORD DOOR
008.0228.00017

Client ID	NBZ	FBP	TPH	DCB	PHL	2FP	TBP	2CP	TOT	OUT
3SED8-A	57.2%	68.0%	68.4%	50.8%	63.2%	57.1%	76.5%	60.0%	0	
3SED8-B	47.2%	62.4%	58.8%	40.4%	53.6%	47.5%	69.9%	52.5%	0	
3SED8-C	54.8%	66.4%	60.0%	48.0%	60.0%	56.3%	73.9%	58.9%	0	
3SED5-A	64.7%	75.5%	60.2%	55.8%	68.5%	63.5%	71.2%	66.8%	0	
MB-061009	54.8%	58.8%	80.8%	52.4%	59.2%	55.7%	62.1%	55.5%	0	
LCS-061009	55.6%	60.4%	78.4%	54.0%	62.9%	55.5%	68.8%	57.9%	0	
3SED5-B	61.2%	72.4%	70.0%	54.0%	65.6%	63.5%	73.1%	65.1%	0	
3SED5-B MS	58.4%	69.2%	68.0%	54.0%	68.0%	61.3%	72.8%	64.5%	0	
3SED5-B MSD	58.4%	74.4%	75.2%	51.6%	70.1%	60.0%	77.3%	65.6%	0	
3SED5-C	61.6%	78.0%	87.2%	52.4%	62.9%	62.1%	72.5%	63.7%	0	
3SED10-A	60.4%	72.4%	88.0%	56.4%	61.9%	61.6%	67.7%	62.9%	0	
3SED10-A DL	57.5%	67.0%	91.8%	52.2%	61.8%	55.8%	65.8%	57.0%	0	
3SED10-B	53.6%	64.4%	71.2%	48.0%	57.1%	55.5%	69.1%	56.5%	0	
3SED10-C	59.6%	73.6%	72.0%	52.8%	61.6%	58.9%	72.3%	61.9%	0	

LCS/MB LIMITS

QC LIMITS

(NBZ) = d5-Nitrobenzene	(37-85)	(29-87)
(FBP) = 2-Fluorobiphenyl	(39-82)	(32-88)
(TPH) = d14-p-Terphenyl	(38-105)	(21-97)
(DCB) = d4-1,2-Dichlorobenzene	(33-79)	(25-82)
(PHL) = d5-Phenol	(40-85)	(29-85)
(2FP) = 2-Fluorophenol	(20-93)	(10-114)
(TBP) = 2,4,6-Tribromophenol	(40-96)	(25-103)
(2CP) = d4-2-Chlorophenol	(41-81)	(30-84)

Prep Method: SW3550B
Log Number Range: 09-12942 to 09-12950

ORGANICS ANALYSIS DATA SHEET
PSDDA Semivolatiles by SW8270D GC/MS
 Page 1 of 1

Sample ID: 3SED5-B
MS/MSD

Lab Sample ID: PB63E
 LIMS ID: 09-12946
 Matrix: Sediment
 Data Release Authorized: *AS*
 Reported: 06/18/09

QC Report No: PB63-ENVIRONMENTAL SCIENCE CORP.
 Project: JELD-WEN NORD DOOR
 008.0228.00017
 Date Sampled: 06/05/09
 Date Received: 06/05/09

Date Extracted MS/MSD: 06/10/09
 Date Analyzed MS: 06/16/09 16:16
 MSD: 06/16/09 16:49
 Instrument/Analyst MS: NT6/LJR
 MSD: NT6/LJR
 GPC Cleanup: YES

Sample Amount MS: 25.4 g-dry-wt
 MSD: 25.5 g-dry-wt
 Final Extract Volume MS: 0.5 mL
 MSD: 0.5 mL
 Dilution Factor MS: 1.00
 MSD: 1.00
 Percent Moisture: 35.1 %

Analyte	Sample	MS	Spike Added-MS	MS Recovery	MSD	Spike Added-MSD	MSD Recovery	RPD
Phenol	< 19.4	315	492	64.0%	325	491	66.2%	3.1%
1,3-Dichlorobenzene	< 19.4	262	492	53.3%	253	491	51.5%	3.5%
1,4-Dichlorobenzene	< 19.4	272	492	55.3%	261	491	53.2%	4.1%
Benzyl Alcohol	< 19.4	543	984	55.2%	577	982	58.8%	6.1%
1,2-Dichlorobenzene	< 19.4	274	492	55.7%	265	491	54.0%	3.3%
2-Methylphenol	< 19.4	338	492	68.7%	345	491	70.3%	2.0%
4-Methylphenol	< 19.4	726	984	73.8%	750	982	76.4%	3.3%
Hexachloroethane	< 19.4	245	492	49.8%	236	491	48.1%	3.7%
2,4-Dimethylphenol	< 19.4	333	492	67.7%	332	491	67.6%	0.3%
Benzoic Acid	< 194	1020	1480	68.9%	1130	1470	76.9%	10.2%
1,2,4-Trichlorobenzene	< 19.4	304	492	61.8%	303	491	61.7%	0.3%
Naphthalene	< 19.4	313	492	63.6%	315	491	64.2%	0.6%
Hexachlorobutadiene	< 19.4	312	492	63.4%	319	491	65.0%	2.2%
2-Methylnaphthalene	< 19.4	329	492	66.9%	345	491	70.3%	4.7%
Dimethylphthalate	< 19.4	383	492	77.8%	401	491	81.7%	4.6%
Acenaphthylene	< 19.4	385	492	78.3%	396	491	80.7%	2.8%
Acenaphthene	< 19.4	368	492	74.8%	381	491	77.6%	3.5%
Dibenzofuran	< 19.4	372	492	75.6%	387	491	78.8%	4.0%
Diethylphthalate	42.2	408	492	74.3%	440	491	81.0%	7.5%
Fluorene	< 19.4	387	492	78.7%	393	491	80.0%	1.5%
N-Nitrosodiphenylamine	< 19.4	418	492	85.0%	432	491	88.0%	3.3%
Hexachlorobenzene	< 19.4	397	492	80.7%	413	491	84.1%	4.0%
Pentachlorophenol	< 97.2	482	492	98.0%	496	491	101%	2.9%
Phenanthrene	22.4	626	492	123%	450	491	87.1%	32.7%
Anthracene	< 19.4	398	492	80.9%	403	491	82.1%	1.2%
Di-n-Butylphthalate	14.4	429	492	84.3%	454	491	89.5%	5.7%
Fluoranthene	133	970	492	170%	614	491	98.0%	44.9%
Pyrene	72.5	643	492	116%	456	491	78.1%	34.0%
Butylbenzylphthalate	< 19.4	378	492	76.8%	417	491	84.9%	9.8%
Benzo(a)anthracene	24.1	442	492	84.9%	431	491	82.9%	2.5%
bis(2-Ethylhexyl)phthalate	41.4	398	492	72.5%	446	491	82.4%	11.4%
Chrysene	49.2	547	492	101%	458	491	83.3%	17.7%
Di-n-Octyl phthalate	< 19.4	349	492	70.9%	369	491	75.2%	5.6%
Benzo(b)fluoranthene	29.0	532	492	102%	459	491	87.6%	14.7%
Benzo(k)fluoranthene	29.0	499	492	95.5%	550	491	106%	9.7%
Benzo(a)pyrene	20.0	448	492	87.0%	441	491	85.7%	1.6%
Indeno(1,2,3-cd)pyrene	< 19.4	275	492	55.9%	266	491	54.2%	3.3%
Dibenz(a,h)anthracene	< 19.4	291	492	59.1%	287	491	58.5%	1.4%
Benzo(g,h,i)perylene	9.9	244	492	47.6%	234	491	45.6%	4.2%
1-Methylnaphthalene	< 19.4	361	492	73.4%	374	491	76.2%	3.5%

Results reported in µg/kg
 RPD calculated using sample concentrations per SW846.

ORGANICS ANALYSIS DATA SHEET

PSDDA Semivolatiles by SW8270D GC/MS

Page 1 of 2


Sample ID: 3SED5-B

MATRIX SPIKE

Lab Sample ID: PB63E

LIMS ID: 09-12946

Matrix: Sediment

Data Release Authorized: 

Reported: 06/18/09

QC Report No: PB63-ENVIROMENTAL SCIENCE CORP.

Project: JELD-WEN NORD DOOR

008.0228.00017

Date Sampled: 06/05/09

Date Received: 06/05/09

Date Extracted: 06/10/09

Date Analyzed: 06/16/09 16:16

Instrument/Analyst: NT6/LJR

GPC Cleanup: Yes

Sample Amount: 25.4 g-dry-wt

Final Extract Volume: 0.5 mL

Dilution Factor: 1.00

Percent Moisture: 35.1%

CAS Number	Analyte	RL	Result
108-95-2	Phenol	20	---
541-73-1	1,3-Dichlorobenzene	20	---
106-46-7	1,4-Dichlorobenzene	20	---
100-51-6	Benzyl Alcohol	20	---
95-50-1	1,2-Dichlorobenzene	20	---
95-48-7	2-Methylphenol	20	---
106-44-5	4-Methylphenol	20	---
67-72-1	Hexachloroethane	20	---
105-67-9	2,4-Dimethylphenol	20	---
65-85-0	Benzoic Acid	200	---
120-82-1	1,2,4-Trichlorobenzene	20	---
91-20-3	Naphthalene	20	---
87-68-3	Hexachlorobutadiene	20	---
91-57-6	2-Methylnaphthalene	20	---
131-11-3	Dimethylphthalate	20	---
208-96-8	Acenaphthylene	20	---
83-32-9	Acenaphthene	20	---
132-64-9	Dibenzofuran	20	---
84-66-2	Diethylphthalate	20	---
86-73-7	Fluorene	20	---
86-30-6	N-Nitrosodiphenylamine	20	---
118-74-1	Hexachlorobenzene	20	---
87-86-5	Pentachlorophenol	98	---
85-01-8	Phenanthrene	20	---
120-12-7	Anthracene	20	---
84-74-2	Di-n-Butylphthalate	20	---
206-44-0	Fluoranthene	20	---
129-00-0	Pyrene	20	---
85-68-7	Butylbenzylphthalate	20	---
56-55-3	Benzo (a) anthracene	20	---
117-81-7	bis (2-Ethylhexyl) phthalate	20	---
218-01-9	Chrysene	20	---
117-84-0	Di-n-Octyl phthalate	20	---
205-99-2	Benzo (b) fluoranthene	20	---
207-08-9	Benzo (k) fluoranthene	20	---
50-32-8	Benzo (a) pyrene	20	---
193-39-5	Indeno (1,2,3-cd) pyrene	20	---

ORGANICS ANALYSIS DATA SHEET
PSDDA Semivolatiles by SW8270D GC/MS
 Page 2 of 2

Sample ID: 3SED5-B
MATRIX SPIKE

Lab Sample ID: PB63E
 LIMS ID: 09-12946
 Matrix: Sediment
 Date Analyzed: 06/16/09 16:16

QC Report No: PB63-ENVIROMENTAL SCIENCE CORP.
 Project: JELD-WEN NORD DOOR
 008.0228.00017

CAS Number	Analyte	RL	Result
53-70-3	Dibenz(a,h)anthracene	20	---
191-24-2	Benzo(g,h,i)perylene	20	---
90-12-0	1-Methylnaphthalene	20	---

Reported in µg/kg (ppb)

Semivolatile Surrogate Recovery

d5-Nitrobenzene	58.4%	2-Fluorobiphenyl	69.2%
d14-p-Terphenyl	68.0%	d4-1,2-Dichlorobenzene	54.0%
d5-Phenol	68.0%	2-Fluorophenol	61.3%
2,4,6-Tribromophenol	72.8%	d4-2-Chlorophenol	64.5%

ORGANICS ANALYSIS DATA SHEET

PSDDA Semivolatiles by SW8270D GC/MS

Page 1 of 2

Sample ID: 3SED5-B

MATRIX SPIKE DUPLICATE

Lab Sample ID: PB63E

LIMS ID: 09-12946

Matrix: Sediment

Data Release Authorized: *[Signature]*

Reported: 06/18/09

QC Report No: PB63-ENVIRONMENTAL SCIENCE CORP.

Project: JELD-WEN NORD DOOR

008.0228.00017

Date Sampled: 06/05/09

Date Received: 06/05/09

Date Extracted: 06/10/09

Date Analyzed: 06/16/09 16:49

Instrument/Analyst: NT6/LJR

GPC Cleanup: Yes

Sample Amount: 25.5 g-dry-wt

Final Extract Volume: 0.5 mL

Dilution Factor: 1.00

Percent Moisture: 35.1%

CAS Number	Analyte	RL	Result
108-95-2	Phenol	20	---
541-73-1	1,3-Dichlorobenzene	20	---
106-46-7	1,4-Dichlorobenzene	20	---
100-51-6	Benzyl Alcohol	20	---
95-50-1	1,2-Dichlorobenzene	20	---
95-48-7	2-Methylphenol	20	---
106-44-5	4-Methylphenol	20	---
67-72-1	Hexachloroethane	20	---
105-67-9	2,4-Dimethylphenol	20	---
65-85-0	Benzoic Acid	200	---
120-82-1	1,2,4-Trichlorobenzene	20	---
91-20-3	Naphthalene	20	---
87-68-3	Hexachlorobutadiene	20	---
91-57-6	2-Methylnaphthalene	20	---
131-11-3	Dimethylphthalate	20	---
208-96-8	Acenaphthylene	20	---
83-32-9	Acenaphthene	20	---
132-64-9	Dibenzofuran	20	---
84-66-2	Diethylphthalate	20	---
86-73-7	Fluorene	20	---
86-30-6	N-Nitrosodiphenylamine	20	---
118-74-1	Hexachlorobenzene	20	---
87-86-5	Pentachlorophenol	98	---
85-01-8	Phenanthrene	20	---
120-12-7	Anthracene	20	---
84-74-2	Di-n-Butylphthalate	20	---
206-44-0	Fluoranthene	20	---
129-00-0	Pyrene	20	---
85-68-7	Butylbenzylphthalate	20	---
56-55-3	Benzo (a) anthracene	20	---
117-81-7	bis (2-Ethylhexyl) phthalate	20	---
218-01-9	Chrysene	20	---
117-84-0	Di-n-Octyl phthalate	20	---
205-99-2	Benzo (b) fluoranthene	20	---
207-08-9	Benzo (k) fluoranthene	20	---
50-32-8	Benzo (a) pyrene	20	---
193-39-5	Indeno (1,2,3-cd) pyrene	20	---

ORGANICS ANALYSIS DATA SHEET
PSDDA Semivolatiles by SW8270D GC/MS
 Page 2 of 2

Sample ID: 3SED5-B
MATRIX SPIKE DUPLICATE

Lab Sample ID: PB63E
 LIMS ID: 09-12946
 Matrix: Sediment
 Date Analyzed: 06/16/09 16:49

QC Report No: PB63-ENVIROMENTAL SCIENCE CORP.
 Project: JELD-WEN NORD DOOR
 008.0228.00017

CAS Number	Analyte	RL	Result
53-70-3	Dibenz(a,h)anthracene	20	---
191-24-2	Benzo(g,h,i)perylene	20	---
90-12-0	1-Methylnaphthalene	20	---


Reported in µg/kg (ppb)

Semivolatile Surrogate Recovery

d5-Nitrobenzene	58.4%	2-Fluorobiphenyl	74.4%
d14-p-Terphenyl	75.2%	d4-1,2-Dichlorobenzene	51.6%
d5-Phenol	70.1%	2-Fluorophenol	60.0%
2,4,6-Tribromophenol	77.3%	d4-2-Chlorophenol	65.6%

ORGANICS ANALYSIS DATA SHEET
PSDDA Semivolatiles by SW8270D GC/MS
 Page 1 of 2

Sample ID: LCS-061009
LAB CONTROL

Lab Sample ID: LCS-061009
 LIMS ID: 09-12946
 Matrix: Sediment
 Data Release Authorized: 
 Reported: 06/18/09

QC Report No: PB63-ENVIRONMENTAL SCIENCE CORP.
 Project: JELD-WEN NORD DOOR
 008.0228.00017
 Date Sampled: 06/05/09
 Date Received: 06/05/09

Date Extracted: 06/10/09
 Date Analyzed: 06/16/09 12:59
 Instrument/Analyst: NT6/LJR
 GPC Cleanup: YES

Sample Amount: 25.0 g
 Final Extract Volume: 0.5 mL
 Dilution Factor: 1.00
 Percent Moisture: NA

Analyte	Lab Control	Spike Added	Recovery
Phenol	246	500	49.2%
1,3-Dichlorobenzene	216	500	43.2%
1,4-Dichlorobenzene	217	500	43.4%
Benzyl Alcohol	457	1000	45.7%
1,2-Dichlorobenzene	214	500	42.8%
2-Methylphenol	233	500	46.6%
4-Methylphenol	509	1000	50.9%
Hexachloroethane	213	500	42.6%
2,4-Dimethylphenol	162	500	32.4%
Benzoic Acid	975	1500	65.0%
1,2,4-Trichlorobenzene	223	500	44.6%
Naphthalene	234	500	46.8%
Hexachlorobutadiene	236	500	47.2%
2-Methylnaphthalene	240	500	48.0%
Dimethylphthalate	277	500	55.4%
Acenaphthylene	267	500	53.4%
Acenaphthene	250	500	50.0%
Dibenzofuran	263	500	52.6%
Diethylphthalate	307	500	61.4%
Fluorene	272	500	54.4%
N-Nitrosodiphenylamine	271	500	54.2%
Hexachlorobenzene	295	500	59.0%
Pentachlorophenol	243	500	48.6%
Phenanthrene	302	500	60.4%
Anthracene	279	500	55.8%
Di-n-Butylphthalate	346	500	69.2%
Fluoranthene	331	500	66.2%
Pyrene	322	500	64.4%
Butylbenzylphthalate	330	500	66.0%
Benzo(a)anthracene	312	500	62.4%
bis(2-Ethylhexyl)phthalate	301	500	60.2%
Chrysene	329	500	65.8%
Di-n-Octyl phthalate	282	500	56.4%
Benzo(b)fluoranthene	369	500	73.8%
Benzo(k)fluoranthene	316	500	63.2%
Benzo(a)pyrene	293	500	58.6%
Indeno(1,2,3-cd)pyrene	322	500	64.4%

ORGANICS ANALYSIS DATA SHEET
PSDDA Semivolatiles by SW8270D GC/MS
 Page 2 of 2

Sample ID: LCS-061009
 LAB CONTROL

Lab Sample ID: LCS-061009
 LIMS ID: 09-12946
 Matrix: Sediment
 Date Analyzed: 06/16/09 12:59

QC Report No: PB63-ENVIROMENTAL SCIENCE CORP.
 Project: JELD-WEN NORD DOOR
 008.0228.00017

Analyte	Lab Control	Spike Added	Recovery
Dibenz (a, h) anthracene	328	500	65.6%
Benzo (g, h, i) perylene	313	500	62.6%
1-Methylnaphthalene	254	500	50.8%

Semivolatile Surrogate Recovery

d5-Nitrobenzene	55.6%
2-Fluorobiphenyl	60.4%
d14-p-Terphenyl	78.4%
d4-1,2-Dichlorobenzene	54.0%
d5-Phenol	62.9%
2-Fluorophenol	55.5%
2,4,6-Tribromophenol	68.8%
d4-2-Chlorophenol	57.9%

Results reported in µg/kg

4B
SEMIVOLATILE METHOD BLANK SUMMARY

BLANK NO.

PB63MBS1

Lab Name: ANALYTICAL RESOURCES, INC

Client: ESC

ARI Job No: PB63

Project: JELD-WEN NORD DOOR

Lab File ID: PB63MB

Date Extracted: 06/10/09

Instrument ID: NT6

Date Analyzed: 06/16/09

Matrix: SOLID

Time Analyzed: 1226

THIS METHOD BLANK APPLIES TO THE FOLLOWING SAMPLES, MS and MSD:

	CLIENT SAMPLE NO.	LAB SAMPLE ID	LAB FILE ID	DATE ANALYZED
	=====	=====	=====	=====
01	PB63LCSS1	PB63LCSS1	PB63SB	06/16/09
02	3SED8-A	PB63A	PB63A	06/16/09
03	3SED8-B	PB63B	PB63B	06/16/09
04	3SED8-C	PB63C	PB63C	06/16/09
05	3SED5-A	PB63D	PB63D	06/16/09
06	3SED5-B	PB63E	PB63E	06/16/09
07	3SED5-B MS	PB63EMS	PB63EMS	06/16/09
08	3SED5-B MSD	PB63EMSD	PB63EMD	06/16/09
09	3SED5-C	PB63F	PB63F	06/16/09
10	3SED10-A	PB63G	PB63G	06/16/09
11	3SED10-B	PB63H	PB63H	06/16/09
12	3SED10-C	PB63I	PB63I	06/16/09
13	3SED10-A	PB63G	PB63GDL	06/17/09
14				
15				
16				
17				
18				
19				
20				
21				
22				
23				
24				
25				
26				
27				
28				
29				
30				

COMMENTS:

ORGANICS ANALYSIS DATA SHEET
PSDDA Semivolatiles by SW8270D GC/MS
 Page 1 of 2

Sample ID: MB-061009
METHOD BLANK

Lab Sample ID: MB-061009
 LIMS ID: 09-12946
 Matrix: Sediment
 Data Release Authorized: *[Signature]*
 Reported: 06/18/09

QC Report No: PB63-ENVIROMENTAL SCIENCE CORP.
 Project: JELD-WEN NORD DOOR
 008.0228.00017
 Date Sampled: NA
 Date Received: NA

Date Extracted: 06/10/09
 Date Analyzed: 06/16/09 12:26
 Instrument/Analyst: NT6/LJR
 GPC Cleanup: Yes

Sample Amount: 25.0 g
 Final Extract Volume: 0.5 mL
 Dilution Factor: 1.00
 Percent Moisture: NA

CAS Number	Analyte	RL	Result
108-95-2	Phenol	20	< 20 U
541-73-1	1,3-Dichlorobenzene	20	< 20 U
106-46-7	1,4-Dichlorobenzene	20	< 20 U
100-51-6	Benzyl Alcohol	20	< 20 U
95-50-1	1,2-Dichlorobenzene	20	< 20 U
95-48-7	2-Methylphenol	20	< 20 U
106-44-5	4-Methylphenol	20	< 20 U
67-72-1	Hexachloroethane	20	< 20 U
105-67-9	2,4-Dimethylphenol	20	< 20 U
65-85-0	Benzoic Acid	200	< 200 U
120-82-1	1,2,4-Trichlorobenzene	20	< 20 U
91-20-3	Naphthalene	20	< 20 U
87-68-3	Hexachlorobutadiene	20	< 20 U
91-57-6	2-Methylnaphthalene	20	< 20 U
131-11-3	Dimethylphthalate	20	< 20 U
208-96-8	Acenaphthylene	20	< 20 U
83-32-9	Acenaphthene	20	< 20 U
132-64-9	Dibenzofuran	20	< 20 U
84-66-2	Diethylphthalate	20	< 20 U
86-73-7	Fluorene	20	< 20 U
86-30-6	N-Nitrosodiphenylamine	20	< 20 U
118-74-1	Hexachlorobenzene	20	< 20 U
87-86-5	Pentachlorophenol	100	< 100 U
85-01-8	Phenanthrene	20	< 20 U
120-12-7	Anthracene	20	< 20 U
84-74-2	Di-n-Butylphthalate	20	< 20 U
206-44-0	Fluoranthene	20	< 20 U
129-00-0	Pyrene	20	< 20 U
85-68-7	Butylbenzylphthalate	20	< 20 U
56-55-3	Benzo(a)anthracene	20	< 20 U
117-81-7	bis(2-Ethylhexyl)phthalate	20	< 20 U
218-01-9	Chrysene	20	< 20 U
117-84-0	Di-n-Octyl phthalate	20	< 20 U
205-99-2	Benzo(b)fluoranthene	20	< 20 U
207-08-9	Benzo(k)fluoranthene	20	< 20 U
50-32-8	Benzo(a)pyrene	20	< 20 U
193-39-5	Indeno(1,2,3-cd)pyrene	20	< 20 U

ORGANICS ANALYSIS DATA SHEET
PSDDA Semivolatiles by SW8270D GC/MS
 Page 2 of 2

Sample ID: MB-061009
 METHOD BLANK

Lab Sample ID: MB-061009
 LIMS ID: 09-12946
 Matrix: Sediment
 Date Analyzed: 06/16/09 12:26

QC Report No: PB63-ENVIROMENTAL SCIENCE CORP.
 Project: JELD-WEN NORD DOOR
 008.0228.00017

CAS Number	Analyte	RL	Result
53-70-3	Dibenz(a,h)anthracene	20	< 20 U
191-24-2	Benzo(g,h,i)perylene	20	< 20 U
90-12-0	1-Methylnaphthalene	20	< 20 U

Reported in µg/kg (ppb)

Semivolatile Surrogate Recovery

d5-Nitrobenzene	54.8%	2-Fluorobiphenyl	58.8%
d14-p-Terphenyl	80.8%	d4-1,2-Dichlorobenzene	52.4%
d5-Phenol	59.2%	2-Fluorophenol	55.7%
2,4,6-Tribromophenol	62.1%	d4-2-Chlorophenol	55.5%

SIM SEMIVOLATILE ANALYSIS

ORGANICS ANALYSIS DATA SHEET

Semivolatiles by Selected Ion Monitoring GC/MS

Sample ID: 3SED8-A

Page 1 of 1

SAMPLE

Lab Sample ID: PB63A

QC Report No: PB63-ENVIRONMENTAL SCIENCE CORP.

LIMS ID: 09-12942

Project: JELD-WEN NORD DOOR

Matrix: Sediment

Event: 008.0228.00017

Data Release Authorized:

Date Sampled: 06/05/09

Reported: 06/22/09

Date Received: 06/05/09

Date Extracted: 06/10/09

Sample Amount: 16.6 g-dry-wt

Date Analyzed: 06/18/09 14:56

Final Extract Volume: 1.0 mL

Instrument/Analyst: NT2/PK

Dilution Factor: 1.00

GPC Cleanup: Yes

Percent Moisture: 38.8%

Silica Gel Cleanup: No

Alumina Cleanup: No

CAS Number	Analyte	RL	Result
53-70-3	Dibenz (a, h) anthracene	6.0	160
106-46-7	1,4-Dichlorobenzene	6.0	< 6.0 U
120-82-1	1,2,4-Trichlorobenzene	6.0	< 6.0 U
118-74-1	Hexachlorobenzene	6.0	< 6.0 U
87-68-3	Hexachlorobutadiene	6.0	< 6.0 U
131-11-3	Dimethylphthalate	15	< 15 U
85-68-7	Butylbenzylphthalate	15	35
95-48-7	2-Methylphenol	6.0	< 6.0 U
105-67-9	2,4-Dimethylphenol	6.0	< 6.0 U
86-30-6	N-Nitrosodiphenylamine	6.0	< 6.0 U
100-51-6	Benzyl Alcohol	30	< 30 U
87-86-5	Pentachlorophenol	30	120
95-50-1	1,2-Dichlorobenzene	6.0	< 6.0 U
541-73-1	1,3-Dichlorobenzene	6.0	< 6.0 U

Reported in $\mu\text{g}/\text{kg}$ (ppb)

SIM Semivolatile Surrogate Recovery

2-Fluorobiphenyl	76.8%	d5-Phenol	60.5%
2-Fluorophenol	61.1%	d4-2-Chlorophenol	90.4%
d4-1,2-Dichlorobenzene	58.8%	d5-Nitrobenzene	65.2%
2,4,6-Tribromophenol	83.2%	d14-p-Terphenyl	80.0%

ORGANICS ANALYSIS DATA SHEET

Semivolatiles by Selected Ion Monitoring GC/MS

Sample ID: 3SED8-B

Page 1 of 1

SAMPLE

Lab Sample ID: PB63B

QC Report No: PB63-ENVIRONMENTAL SCIENCE CORP.

LIMS ID: 09-12943

Project: JELD-WEN NORD DOOR

Matrix: Sediment

Event: 008.0228.00017

Data Release Authorized:

Date Sampled: 06/05/09

Reported: 06/22/09

Date Received: 06/05/09

Date Extracted: 06/10/09

Sample Amount: 16.3 g-dry-wt

Date Analyzed: 06/18/09 15:30

Final Extract Volume: 1.0 mL

Instrument/Analyst: NT2/PK

Dilution Factor: 1.00

GPC Cleanup: Yes

Percent Moisture: 61.4%

Silica Gel Cleanup: No

Alumina Cleanup: No

CAS Number	Analyte	RL	Result
53-70-3	Dibenz (a, h) anthracene	6.1	26
106-46-7	1,4-Dichlorobenzene	6.1	< 6.1 U
120-82-1	1,2,4-Trichlorobenzene	6.1	< 6.1 U
118-74-1	Hexachlorobenzene	6.1	< 6.1 U
87-68-3	Hexachlorobutadiene	6.1	< 6.1 U
131-11-3	Dimethylphthalate	15	< 15 U
85-68-7	Butylbenzylphthalate	15	< 15 U
95-48-7	2-Methylphenol	6.1	< 6.1 U
105-67-9	2,4-Dimethylphenol	6.1	< 6.1 U
86-30-6	N-Nitrosodiphenylamine	6.1	< 6.1 U
100-51-6	Benzyl Alcohol	31	< 31 U
87-86-5	Pentachlorophenol	31	< 31 U
95-50-1	1,2-Dichlorobenzene	6.1	< 6.1 U
541-73-1	1,3-Dichlorobenzene	6.1	< 6.1 U

Reported in µg/kg (ppb)

SIM Semivolatile Surrogate Recovery

2-Fluorobiphenyl	75.2%	d5-Phenol	112%
2-Fluorophenol	69.3%	d4-2-Chlorophenol	104%
d4-1,2-Dichlorobenzene	66.4%	d5-Nitrobenzene	74.4%
2,4,6-Tribromophenol	89.9%	d14-p-Terphenyl	106%

ORGANICS ANALYSIS DATA SHEET

Semivolatiles by Selected Ion Monitoring GC/MS

Sample ID: 3SED8-C

Page 1 of 1

SAMPLE

Lab Sample ID: PB63C

QC Report No: PB63-ENVIRONMENTAL SCIENCE CORP.

LIMS ID: 09-12944

Project: JELD-WEN NORD DOOR

Matrix: Sediment

Event: 008.0228.00017

Data Release Authorized: 

Date Sampled: 06/05/09

Reported: 06/22/09

Date Received: 06/05/09

Date Extracted: 06/10/09

Sample Amount: 16.2 g-dry-wt

Date Analyzed: 06/18/09 16:04

Final Extract Volume: 1.0 mL

Instrument/Analyst: NT2/PK

Dilution Factor: 1.00

GPC Cleanup: Yes

Percent Moisture: 51.1%

Silica Gel Cleanup: No

Alumina Cleanup: No

CAS Number	Analyte	RL	Result
53-70-3	Dibenz(a,h)anthracene	6.2	25
106-46-7	1,4-Dichlorobenzene	6.2	< 6.2 U
120-82-1	1,2,4-Trichlorobenzene	6.2	< 6.2 U
118-74-1	Hexachlorobenzene	6.2	< 6.2 U
87-68-3	Hexachlorobutadiene	6.2	< 6.2 U
131-11-3	Dimethylphthalate	15	< 15 U
85-68-7	Butylbenzylphthalate	15	< 15 U
95-48-7	2-Methylphenol	6.2	< 6.2 U
105-67-9	2,4-Dimethylphenol	6.2	< 6.2 U
86-30-6	N-Nitrosodiphenylamine	6.2	< 6.2 U
100-51-6	Benzyl Alcohol	31	< 31 U
87-86-5	Pentachlorophenol	31	< 31 U
95-50-1	1,2-Dichlorobenzene	6.2	< 6.2 U
541-73-1	1,3-Dichlorobenzene	6.2	< 6.2 U

Reported in µg/kg (ppb)

SIM Semivolatile Surrogate Recovery

2-Fluorobiphenyl	72.4%	d5-Phenol	102%
2-Fluorophenol	68.0%	d4-2-Chlorophenol	94.1%
d4-1,2-Dichlorobenzene	64.0%	d5-Nitrobenzene	72.4%
2,4,6-Tribromophenol	89.6%	d14-p-Terphenyl	99.6%

ORGANICS ANALYSIS DATA SHEET

Semivolatiles by Selected Ion Monitoring GC/MS

Sample ID: 3SED5-A

Page 1 of 1

SAMPLE

Lab Sample ID: PB63D

QC Report No: PB63-ENVIRONMENTAL SCIENCE CORP.

LIMS ID: 09-12945

Project: JELD-WEN NORD DOOR

Matrix: Sediment

Event: 008.0228.00017

Data Release Authorized: *[Signature]*

Date Sampled: 06/05/09

Reported: 06/22/09

Date Received: 06/05/09

Date Extracted: 06/10/09

Sample Amount: 16.9 g-dry-wt

Date Analyzed: 06/18/09 16:38

Final Extract Volume: 1.0 mL

Instrument/Analyst: NT2/PK

Dilution Factor: 1.00

GPC Cleanup: Yes

Percent Moisture: 17.0%

Silica Gel Cleanup: No

Alumina Cleanup: No

CAS Number	Analyte	RL	Result
53-70-3	Dibenz (a, h) anthracene	5.9	14
106-46-7	1,4-Dichlorobenzene	5.9	< 5.9 U
120-82-1	1,2,4-Trichlorobenzene	5.9	< 5.9 U
118-74-1	Hexachlorobenzene	5.9	< 5.9 U
87-68-3	Hexachlorobutadiene	5.9	< 5.9 U
131-11-3	Dimethylphthalate	15	< 15 U
85-68-7	Butylbenzylphthalate	15	100
95-48-7	2-Methylphenol	5.9	< 5.9 U
105-67-9	2,4-Dimethylphenol	5.9	< 5.9 U
86-30-6	N-Nitrosodiphenylamine	5.9	< 5.9 U
100-51-6	Benzyl Alcohol	30	< 30 U
87-86-5	Pentachlorophenol	30	79
95-50-1	1,2-Dichlorobenzene	5.9	< 5.9 U
541-73-1	1,3-Dichlorobenzene	5.9	< 5.9 U

Reported in $\mu\text{g}/\text{kg}$ (ppb)

SIM Semivolatile Surrogate Recovery

2-Fluorobiphenyl	83.2%	d5-Phenol	73.9%
2-Fluorophenol	70.4%	d4-2-Chlorophenol	106%
d4-1,2-Dichlorobenzene	64.8%	d5-Nitrobenzene	71.2%
2,4,6-Tribromophenol	102%	d14-p-Terphenyl	153%

ORGANICS ANALYSIS DATA SHEET

Semivolatiles by Selected Ion Monitoring GC/MS

Page 1 of 1

Sample ID: 3SED5-A

DILUTION

Lab Sample ID: PB63D

LIMS ID: 09-12945

Matrix: Sediment

Data Release Authorized: *AS*

Reported: 06/22/09

QC Report No: PB63-ENVIRONMENTAL SCIENCE CORP.

Project: JELD-WEN NORD DOOR

Event: 008.0228.00017

Date Sampled: 06/05/09

Date Received: 06/05/09

Date Extracted: 06/10/09

Date Analyzed: 06/19/09 12:53

Instrument/Analyst: NT2/PK

GPC Cleanup: Yes

Silica Gel Cleanup: No

Alumina Cleanup: No

Sample Amount: 16.9 g-dry-wt

Final Extract Volume: 1.0 mL

Dilution Factor: 3.00

Percent Moisture: 17.0%

CAS Number	Analyte	RL	Result
53-70-3	Dibenz(a,h)anthracene	18	< 18 U
106-46-7	1,4-Dichlorobenzene	18	< 18 U
120-82-1	1,2,4-Trichlorobenzene	18	< 18 U
118-74-1	Hexachlorobenzene	18	< 18 U
87-68-3	Hexachlorobutadiene	18	< 18 U
131-11-3	Dimethylphthalate	44	< 44 U
85-68-7	Butylbenzylphthalate	44	69
95-48-7	2-Methylphenol	18	< 18 U
105-67-9	2,4-Dimethylphenol	18	< 18 U
86-30-6	N-Nitrosodiphenylamine	18	< 18 U
100-51-6	Benzyl Alcohol	89	< 89 U
87-86-5	Pentachlorophenol	89	< 89 U
95-50-1	1,2-Dichlorobenzene	18	< 18 U
541-73-1	1,3-Dichlorobenzene	18	< 18 U

Reported in µg/kg (ppb)

SIM Semivolatile Surrogate Recovery

2-Fluorobiphenyl	87.6%	d5-Phenol	81.6%
2-Fluorophenol	73.6%	d4-2-Chlorophenol	94.4%
d4-1,2-Dichlorobenzene	66.0%	d5-Nitrobenzene	74.4%
2,4,6-Tribromophenol	92.0%	d14-p-Terphenyl	97.2%

ORGANICS ANALYSIS DATA SHEET

Semivolatiles by Selected Ion Monitoring GC/MS

Sample ID: 3SED5-B

Page 1 of 1

SAMPLE

Lab Sample ID: PB63E


QC Report No: PB63-ENVIRONMENTAL SCIENCE CORP.

LIMS ID: 09-12946

Project: JELD-WEN NORD DOOR

Matrix: Sediment

Event: 008.0228.00017

Data Release Authorized: 

Date Sampled: 06/05/09

Reported: 06/22/09

Date Received: 06/05/09

Date Extracted: 06/10/09

Sample Amount: 16.4 g-dry-wt

Date Analyzed: 06/18/09 17:12

Final Extract Volume: 1.0 mL

Instrument/Analyst: NT2/PK

Dilution Factor: 1.00

GPC Cleanup: Yes

Percent Moisture: 35.1%

Silica Gel Cleanup: No

Alumina Cleanup: No

CAS Number	Analyte	RL	Result
53-70-3	Dibenz(a,h)anthracene	6.1	< 6.1 U
106-46-7	1,4-Dichlorobenzene	6.1	< 6.1 U
120-82-1	1,2,4-Trichlorobenzene	6.1	< 6.1 U
118-74-1	Hexachlorobenzene	6.1	< 6.1 U
87-68-3	Hexachlorobutadiene	6.1	< 6.1 U
131-11-3	Dimethylphthalate	15	< 15 U
85-68-7	Butylbenzylphthalate	15	< 15 U
95-48-7	2-Methylphenol	6.1	< 6.1 U
105-67-9	2,4-Dimethylphenol	6.1	< 6.1 U
86-30-6	N-Nitrosodiphenylamine	6.1	< 6.1 U
100-51-6	Benzyl Alcohol	30	< 30 U
87-86-5	Pentachlorophenol	30	< 30 U
95-50-1	1,2-Dichlorobenzene	6.1	< 6.1 U
541-73-1	1,3-Dichlorobenzene	6.1	< 6.1 U

Reported in $\mu\text{g}/\text{kg}$ (ppb)

SIM Semivolatile Surrogate Recovery

2-Fluorobiphenyl	76.4%	d5-Phenol	64.5%
2-Fluorophenol	71.5%	d4-2-Chlorophenol	102%
d4-1,2-Dichlorobenzene	68.8%	d5-Nitrobenzene	74.0%
2,4,6-Tribromophenol	96.3%	d14-p-Terphenyl	134%

ORGANICS ANALYSIS DATA SHEET

Semivolatiles by Selected Ion Monitoring GC/MS

Sample ID: 3SED5-B

Page 1 of 1

DILUTION

Lab Sample ID: PB63E

QC Report No: PB63-ENVIRONMENTAL SCIENCE CORP.

LIMS ID: 09-12946

Project: JELD-WEN NORD DOOR

Matrix: Sediment

Event: 008.0228.00017

Data Release Authorized: *AS*

Date Sampled: 06/05/09

Reported: 06/22/09

Date Received: 06/05/09

Date Extracted: 06/10/09

Sample Amount: 16.4 g-dry-wt

Date Analyzed: 06/19/09 13:26

Final Extract Volume: 1.0 mL

Instrument/Analyst: NT2/PK

Dilution Factor: 3.00

GPC Cleanup: Yes

Percent Moisture: 35.1%

Silica Gel Cleanup: No

Alumina Cleanup: No

CAS Number	Analyte	RL	Result
53-70-3	Dibenz (a, h) anthracene	18	< 18 U
106-46-7	1,4-Dichlorobenzene	18	< 18 U
120-82-1	1,2,4-Trichlorobenzene	18	< 18 U
118-74-1	Hexachlorobenzene	18	< 18 U
87-68-3	Hexachlorobutadiene	18	< 18 U
131-11-3	Dimethylphthalate	46	< 46 U
85-68-7	Butylbenzylphthalate	46	< 46 U
95-48-7	2-Methylphenol	18	< 18 U
105-67-9	2,4-Dimethylphenol	18	< 18 U
86-30-6	N-Nitrosodiphenylamine	18	< 18 U
100-51-6	Benzyl Alcohol	92	< 92 U
87-86-5	Pentachlorophenol	92	< 92 U
95-50-1	1,2-Dichlorobenzene	18	< 18 U
541-73-1	1,3-Dichlorobenzene	18	< 18 U

Reported in $\mu\text{g}/\text{kg}$ (ppb)

SIM Semivolatile Surrogate Recovery

2-Fluorobiphenyl	78.0%	d5-Phenol	72.8%
2-Fluorophenol	67.2%	d4-2-Chlorophenol	88.0%
d4-1,2-Dichlorobenzene	63.6%	d5-Nitrobenzene	67.2%
2,4,6-Tribromophenol	88.0%	d14-p-Terphenyl	108%

ORGANICS ANALYSIS DATA SHEET

Semivolatiles by Selected Ion Monitoring GC/MS

Sample ID: 3SED5-C

Page 1 of 1

SAMPLE

Lab Sample ID: PB63F


QC Report No: PB63-ENVIRONMENTAL SCIENCE CORP.

LIMS ID: 09-12947

Project: JELD-WEN NORD DOOR

Matrix: Sediment

Event: 008.0228.00017

Data Release Authorized: 

Date Sampled: 06/05/09

Reported: 06/22/09

Date Received: 06/05/09

Date Extracted: 06/10/09

Sample Amount: 16.2 g-dry-wt

Date Analyzed: 06/18/09 17:46

Final Extract Volume: 1.0 mL

Instrument/Analyst: NT2/PK

Dilution Factor: 1.00

GPC Cleanup: Yes

Percent Moisture: 35.6%

Silica Gel Cleanup: No

Alumina Cleanup: No

CAS Number	Analyte	RL	Result
53-70-3	Dibenz (a, h) anthracene	6.2	16
106-46-7	1,4-Dichlorobenzene	6.2	< 6.2 U
120-82-1	1,2,4-Trichlorobenzene	6.2	< 6.2 U
118-74-1	Hexachlorobenzene	6.2	< 6.2 U
87-68-3	Hexachlorobutadiene	6.2	< 6.2 U
131-11-3	Dimethylphthalate	15	< 15 U
85-68-7	Butylbenzylphthalate	15	< 15 U
95-48-7	2-Methylphenol	6.2	< 6.2 U
105-67-9	2,4-Dimethylphenol	6.2	< 6.2 U
86-30-6	N-Nitrosodiphenylamine	6.2	< 6.2 U
100-51-6	Benzyl Alcohol	31	< 31 U
87-86-5	Pentachlorophenol	31	< 31 U
95-50-1	1,2-Dichlorobenzene	6.2	< 6.2 U
541-73-1	1,3-Dichlorobenzene	6.2	< 6.2 U

Reported in µg/kg (ppb)

SIM Semivolatile Surrogate Recovery

2-Fluorobiphenyl	72.4%	d5-Phenol	68.8%
2-Fluorophenol	68.5%	d4-2-Chlorophenol	94.4%
d4-1,2-Dichlorobenzene	64.8%	d5-Nitrobenzene	69.2%
2,4,6-Tribromophenol	93.3%	d14-p-Terphenyl	141%

ORGANICS ANALYSIS DATA SHEET

Semivolatiles by Selected Ion Monitoring GC/MS

Sample ID: 3SED5-C

Page 1 of 1

DILUTION

Lab Sample ID: PB63F


QC Report No: PB63-ENVIRONMENTAL SCIENCE CORP.

LIMS ID: 09-12947

Project: JELD-WEN NORD DOOR

Matrix: Sediment

Event: 008.0228.00017

Data Release Authorized: 

Date Sampled: 06/05/09

Reported: 06/22/09

Date Received: 06/05/09

Date Extracted: 06/10/09

Sample Amount: 16.2 g-dry-wt

Date Analyzed: 06/19/09 14:01

Final Extract Volume: 1.0 mL

Instrument/Analyst: NT2/PK

Dilution Factor: 3.00

GPC Cleanup: Yes

Percent Moisture: 35.6%

Silica Gel Cleanup: No

Alumina Cleanup: No

CAS Number	Analyte	RL	Result
53-70-3	Dibenz (a, h) anthracene	18	< 18 U
106-46-7	1,4-Dichlorobenzene	18	< 18 U
120-82-1	1,2,4-Trichlorobenzene	18	< 18 U
118-74-1	Hexachlorobenzene	18	< 18 U
87-68-3	Hexachlorobutadiene	18	< 18 U
131-11-3	Dimethylphthalate	46	< 46 U
85-68-7	Butylbenzylphthalate	46	< 46 U
95-48-7	2-Methylphenol	18	< 18 U
105-67-9	2,4-Dimethylphenol	18	< 18 U
86-30-6	N-Nitrosodiphenylamine	18	< 18 U
100-51-6	Benzyl Alcohol	93	< 93 U
87-86-5	Pentachlorophenol	93	< 93 U
95-50-1	1,2-Dichlorobenzene	18	< 18 U
541-73-1	1,3-Dichlorobenzene	18	< 18 U

Reported in $\mu\text{g}/\text{kg}$ (ppb)

SIM Semivolatile Surrogate Recovery

2-Fluorobiphenyl	76.8%	d5-Phenol	69.6%
2-Fluorophenol	68.0%	d4-2-Chlorophenol	86.4%
d4-1,2-Dichlorobenzene	61.2%	d5-Nitrobenzene	66.0%
2,4,6-Tribromophenol	90.4%	d14-p-Terphenyl	113%

ORGANICS ANALYSIS DATA SHEET

Semivolatiles by Selected Ion Monitoring GC/MS

Page 1 of 1

Sample ID: 3SED10-A

SAMPLE

Lab Sample ID: PB63G

LIMS ID: 09-12948

Matrix: Sediment

Data Release Authorized: *AB*

Reported: 06/22/09

QC Report No: PB63-ENVIRONMENTAL SCIENCE CORP.

Project: JELD-WEN NORD DOOR

Event: 008.0228.00017

Date Sampled: 06/05/09

Date Received: 06/05/09

Date Extracted: 06/10/09

Date Analyzed: 06/18/09 13:13

Instrument/Analyst: NT2/PK

GPC Cleanup: Yes

Silica Gel Cleanup: No

Alumina Cleanup: No

Sample Amount: 16.5 g-dry-wt

Final Extract Volume: 1.0 mL

Dilution Factor: 1.00

Percent Moisture: 14.9%

CAS Number	Analyte	RL	Result
53-70-3	Dibenz (a, h) anthracene	6.1	< 6.1 U
106-46-7	1,4-Dichlorobenzene	6.1	< 6.1 U
120-82-1	1,2,4-Trichlorobenzene	6.1	< 6.1 U
118-74-1	Hexachlorobenzene	6.1	< 6.1 U
87-68-3	Hexachlorobutadiene	6.1	< 6.1 U
131-11-3	Dimethylphthalate	15	< 15 U
85-68-7	Butylbenzylphthalate	15	< 15 U
95-48-7	2-Methylphenol	6.1	< 6.1 U
105-67-9	2,4-Dimethylphenol	6.1	< 6.1 U
86-30-6	N-Nitrosodiphenylamine	6.1	< 6.1 U
100-51-6	Benzyl Alcohol	30	< 30 U
87-86-5	Pentachlorophenol	30	< 30 U
95-50-1	1,2-Dichlorobenzene	6.1	< 6.1 U
541-73-1	1,3-Dichlorobenzene	6.1	< 6.1 U

Reported in $\mu\text{g}/\text{kg}$ (ppb)

SIM Semivolatile Surrogate Recovery

2-Fluorobiphenyl	77.2%	d5-Phenol	65.3%
2-Fluorophenol	70.4%	d4-2-Chlorophenol	95.5%
d4-1,2-Dichlorobenzene	67.6%	d5-Nitrobenzene	72.0%
2,4,6-Tribromophenol	100%	d14-p-Terphenyl	109%

ORGANICS ANALYSIS DATA SHEET

Semivolatiles by Selected Ion Monitoring GC/MS

Sample ID: 3SED10-B

Page 1 of 1

SAMPLE

Lab Sample ID: PB63H

QC Report No: PB63-ENVIROMENTAL SCIENCE CORP.

LIMS ID: 09-12949

Project: JELD-WEN NORD DOOR

Matrix: Sediment

Event: 008.0228.00017

Data Release Authorized: *[Signature]*

Date Sampled: 06/05/09

Reported: 06/22/09

Date Received: 06/05/09

Date Extracted: 06/10/09

Sample Amount: 16.6 g-dry-wt

Date Analyzed: 06/18/09 18:21

Final Extract Volume: 1.0 mL

Instrument/Analyst: NT2/PK

Dilution Factor: 1.00

GPC Cleanup: Yes

Percent Moisture: 47.6%

Silica Gel Cleanup: No

Alumina Cleanup: No

CAS Number	Analyte	RL	Result
53-70-3	Dibenz (a,h) anthracene	6.0	18
106-46-7	1,4-Dichlorobenzene	6.0	< 6.0 U
120-82-1	1,2,4-Trichlorobenzene	6.0	< 6.0 U
118-74-1	Hexachlorobenzene	6.0	< 6.0 U
87-68-3	Hexachlorobutadiene	6.0	< 6.0 U
131-11-3	Dimethylphthalate	15	< 15 U
85-68-7	Butylbenzylphthalate	15	< 15 U
95-48-7	2-Methylphenol	6.0	< 6.0 U
105-67-9	2,4-Dimethylphenol	6.0	< 6.0 U
86-30-6	N-Nitrosodiphenylamine	6.0	< 6.0 U
100-51-6	Benzyl Alcohol	30	< 30 U
87-86-5	Pentachlorophenol	30	< 30 U
95-50-1	1,2-Dichlorobenzene	6.0	< 6.0 U
541-73-1	1,3-Dichlorobenzene	6.0	< 6.0 U

Reported in µg/kg (ppb)

SIM Semivolatile Surrogate Recovery

2-Fluorobiphenyl	71.6%	d5-Phenol	102%
2-Fluorophenol	66.4%	d4-2-Chlorophenol	95.5%
d4-1,2-Dichlorobenzene	60.8%	d5-Nitrobenzene	70.8%
2,4,6-Tribromophenol	78.4%	d14-p-Terphenyl	137%

ORGANICS ANALYSIS DATA SHEET

Semivolatiles by Selected Ion Monitoring GC/MS

Sample ID: 3SED10-B

Page 1 of 1

DILUTION

Lab Sample ID: PB63H


QC Report No: PB63-ENVIRONMENTAL SCIENCE CORP.

LIMS ID: 09-12949

Project: JELD-WEN NORD DOOR

Matrix: Sediment

Event: 008.0228.00017

Data Release Authorized: 

Date Sampled: 06/05/09

Reported: 06/22/09

Date Received: 06/05/09

Date Extracted: 06/10/09

Sample Amount: 16.6 g-dry-wt

Date Analyzed: 06/19/09 14:35

Final Extract Volume: 1.0 mL

Instrument/Analyst: NT2/PK

Dilution Factor: 3.00

GPC Cleanup: Yes

Percent Moisture: 47.6%

Silica Gel Cleanup: No

Alumina Cleanup: No

CAS Number	Analyte	RL	Result
53-70-3	Dibenz (a, h) anthracene	18	18
106-46-7	1,4-Dichlorobenzene	18	< 18 U
120-82-1	1,2,4-Trichlorobenzene	18	< 18 U
118-74-1	Hexachlorobenzene	18	< 18 U
87-68-3	Hexachlorobutadiene	18	< 18 U
131-11-3	Dimethylphthalate	45	< 45 U
85-68-7	Butylbenzylphthalate	45	< 45 U
95-48-7	2-Methylphenol	18	< 18 U
105-67-9	2,4-Dimethylphenol	18	< 18 U
86-30-6	N-Nitrosodiphenylamine	18	< 18 U
100-51-6	Benzyl Alcohol	90	< 90 U
87-86-5	Pentachlorophenol	90	< 90 U
95-50-1	1,2-Dichlorobenzene	18	< 18 U
541-73-1	1,3-Dichlorobenzene	18	< 18 U

Reported in $\mu\text{g}/\text{kg}$ (ppb)

SIM Semivolatile Surrogate Recovery

2-Fluorobiphenyl	76.8%	d5-Phenol	67.2%
2-Fluorophenol	67.2%	d4-2-Chlorophenol	88.8%
d4-1,2-Dichlorobenzene	60.0%	d5-Nitrobenzene	74.4%
2,4,6-Tribromophenol	89.6%	d14-p-Terphenyl	113%

ORGANICS ANALYSIS DATA SHEET

Semivolatiles by Selected Ion Monitoring GC/MS

Sample ID: 3SED10-C

Page 1 of 1

SAMPLE

Lab Sample ID: PB63I

QC Report No: PB63-ENVIROMENTAL SCIENCE CORP.

LIMS ID: 09-12950

Project: JELD-WEN NORD DOOR

Matrix: Sediment

Event: 008.0228.00017

Data Release Authorized: *[Signature]*

Date Sampled: 06/05/09

Reported: 06/22/09

Date Received: 06/05/09

Date Extracted: 06/10/09

Sample Amount: 16.5 g-dry-wt

Date Analyzed: 06/18/09 18:55

Final Extract Volume: 1.0 mL

Instrument/Analyst: NT2/PK

Dilution Factor: 1.00

GPC Cleanup: Yes

Percent Moisture: 39.7%

Silica Gel Cleanup: No

Alumina Cleanup: No

CAS Number	Analyte	RL	Result
53-70-3	Dibenz (a, h) anthracene	6.1	76
106-46-7	1,4-Dichlorobenzene	6.1	< 6.1 U
120-82-1	1,2,4-Trichlorobenzene	6.1	< 6.1 U
118-74-1	Hexachlorobenzene	6.1	< 6.1 U
87-68-3	Hexachlorobutadiene	6.1	< 6.1 U
131-11-3	Dimethylphthalate	15	< 15 U
85-68-7	Butylbenzylphthalate	15	< 15 U
95-48-7	2-Methylphenol	6.1	< 6.1 U
105-67-9	2,4-Dimethylphenol	6.1	< 6.1 U
86-30-6	N-Nitrosodiphenylamine	6.1	< 6.1 U
100-51-6	Benzyl Alcohol	30	< 30 U
87-86-5	Pentachlorophenol	30	< 30 U
95-50-1	1,2-Dichlorobenzene	6.1	< 6.1 U
541-73-1	1,3-Dichlorobenzene	6.1	< 6.1 U

Reported in $\mu\text{g}/\text{kg}$ (ppb)

SIM Semivolatile Surrogate Recovery

2-Fluorobiphenyl	76.8%	d5-Phenol	73.9%
2-Fluorophenol	72.5%	d4-2-Chlorophenol	118%
d4-1,2-Dichlorobenzene	68.8%	d5-Nitrobenzene	72.8%
2,4,6-Tribromophenol	88.0%	d14-p-Terphenyl	154%

ORGANICS ANALYSIS DATA SHEET

Semivolatiles by Selected Ion Monitoring GC/MS

Sample ID: 3SED10-C

Page 1 of 1

DILUTION

Lab Sample ID: PB63I


QC Report No: PB63-ENVIRONMENTAL SCIENCE CORP.

LIMS ID: 09-12950

Project: JELD-WEN NORD DOOR

Matrix: Sediment

Event: 008.0228.00017

Data Release Authorized: 

Date Sampled: 06/05/09

Reported: 06/22/09

Date Received: 06/05/09

Date Extracted: 06/10/09

Sample Amount: 16.5 g-dry-wt

Date Analyzed: 06/19/09 15:08

Final Extract Volume: 1.0 mL

Instrument/Analyst: NT2/PK

Dilution Factor: 3.00

GPC Cleanup: Yes

Percent Moisture: 39.7%

Silica Gel Cleanup: No

Alumina Cleanup: No

CAS Number	Analyte	RL	Result
53-70-3	Dibenz (a, h) anthracene	18	76
106-46-7	1,4-Dichlorobenzene	18	< 18 U
120-82-1	1,2,4-Trichlorobenzene	18	< 18 U
118-74-1	Hexachlorobenzene	18	< 18 U
87-68-3	Hexachlorobutadiene	18	< 18 U
131-11-3	Dimethylphthalate	46	< 46 U
85-68-7	Butylbenzylphthalate	46	< 46 U
95-48-7	2-Methylphenol	18	< 18 U
105-67-9	2,4-Dimethylphenol	18	< 18 U
86-30-6	N-Nitrosodiphenylamine	18	< 18 U
100-51-6	Benzyl Alcohol	91	< 91 U
87-86-5	Pentachlorophenol	91	< 91 U
95-50-1	1,2-Dichlorobenzene	18	< 18 U
541-73-1	1,3-Dichlorobenzene	18	< 18 U

Reported in $\mu\text{g}/\text{kg}$ (ppb)

SIM Semivolatile Surrogate Recovery

2-Fluorobiphenyl	82.8%	d5-Phenol	74.4%
2-Fluorophenol	72.8%	d4-2-Chlorophenol	95.2%
d4-1,2-Dichlorobenzene	70.8%	d5-Nitrobenzene	73.2%
2,4,6-Tribromophenol	96.0%	d14-p-Terphenyl	116%

SIM SW8270 SURROGATE RECOVERY SUMMARY

Matrix: Sediment

QC Report No: PB63-ENVIROMENTAL SCIENCE CORP.
Project: JELD-WEN NORD DOOR
008.0228.00017

Client ID	FBP	PHL	FPH	CPL	DCB	NBZ	TBP	TER	TOT OU
3SED8-A	76.8%	60.5%	61.1%	90.4%	58.8%	65.2%	83.2%	80.0%	0
3SED8-B	75.2%	112%	69.3%	104%	66.4%	74.4%	89.9%	106%	0
3SED8-C	72.4%	102%	68.0%	94.1%	64.0%	72.4%	89.6%	99.6%	0
3SED5-A	83.2%	73.9%	70.4%	106%	64.8%	71.2%	102%	153%	0
3SED5-A DL	87.6%	81.6%	73.6%	94.4%	66.0%	74.4%	92.0%	97.2%	0
3SED5-B	76.4%	64.5%	71.5%	102%	68.8%	74.0%	96.3%	134%	0
3SED5-B DL	78.0%	72.8%	67.2%	88.0%	63.6%	67.2%	88.0%	108%	0
3SED5-C	72.4%	68.8%	68.5%	94.4%	64.8%	69.2%	93.3%	141%	0
3SED5-C DL	76.8%	69.6%	68.0%	86.4%	61.2%	66.0%	90.4%	113%	0
MB-061009	61.2%	70.1%	58.1%	76.8%	57.6%	57.6%	77.6%	92.0%	0
LCS-061009	67.2%	68.0%	65.3%	86.7%	64.8%	65.2%	82.1%	96.8%	0
3SED10-A	77.2%	65.3%	70.4%	95.5%	67.6%	72.0%	100%	109%	0
3SED10-A MS	81.6%	67.2%	69.6%	94.4%	65.6%	69.2%	93.6%	104%	0
3SED10-A MSD	84.0%	69.9%	73.3%	101%	70.8%	76.4%	106%	108%	0
3SED10-B	71.6%	102%	66.4%	95.5%	60.8%	70.8%	78.4%	137%	0
3SED10-B DL	76.8%	67.2%	67.2%	88.8%	60.0%	74.4%	89.6%	113%	0
3SED10-C	76.8%	73.9%	72.5%	118%	68.8%	72.8%	88.0%	154%	0
3SED10-C DL	82.8%	74.4%	72.8%	95.2%	70.8%	73.2%	96.0%	116%	0

LCS/MB LIMITS QC LIMITS

(FBP) = 2-Fluorobiphenyl	(30-160)	(30-160)
(PHL) = d5-Phenol	(30-160)	(30-160)
(FPH) = 2-Fluorophenol	(30-160)	(30-160)
(CPL) = d4-2-Chlorophenol	(30-160)	(30-160)
(DCB) = d4-1,2-Dichlorobenzene	(30-160)	(30-160)
(NBZ) = d5-Nitrobenzene	(30-160)	(30-160)
(TBP) = 2,4,6-Tribromophenol	(30-160)	(30-160)
(TER) = d14-p-Terphenyl	(30-160)	(30-160)

Prep Method: SW3550B
Log Number Range: 09-12942 to 09-12950

ORGANICS ANALYSIS DATA SHEET

Semivolatiles by Selected Ion Monitoring GC/MS

Sample ID: 3SED10-A

Page 1 of 1

MATRIX SPIKE

Lab Sample ID: PB63G


QC Report No: PB63-ENVIRONMENTAL SCIENCE CORP.

LIMS ID: 09-12948

Project: JELD-WEN NORD DOOR

Matrix: Sediment

Event: 008.0228.00017

Data Release Authorized: 

Date Sampled: 06/05/09

Reported: 06/22/09

Date Received: 06/05/09

Date Extracted MS/MSD: 06/10/09

Sample Amount MS: 16.4 g-dry-wt

MSD: 16.4 g-dry-wt

Date Analyzed MS: 06/18/09 13:47

Final Extract Volume MS: 1.0 mL

MSD: 06/18/09 14:21

MSD: 1.0 mL

Instrument/Analyst MS: NT2/PK

Dilution Factor MS: 1.00

MSD: NT2/PK

MSD: 1.00

Analyte	Sample	MS	Spike Added-MS	MS Recovery	MSD	Spike Added-MSD	MSD Recovery	RPD
Dibenz(a,h)anthracene	< 6.1 U	156	152	103%	166	152	109%	6.2%
1,4-Dichlorobenzene	< 6.1 U	104	152	68.4%	112	152	73.7%	7.4%
1,2,4-Trichlorobenzene	< 6.1 U	114	152	75.0%	125	152	82.2%	9.2%
Hexachlorobenzene	< 6.1 U	141	152	92.8%	153	152	101%	8.2%
Hexachlorobutadiene	< 6.1 U	124	152	81.6%	132	152	86.8%	6.2%
Dimethylphthalate	< 15.2 U	134	152	88.2%	139	152	91.4%	3.7%
Butylbenzylphthalate	< 15.2 U	142	152	93.4%	155	152	102%	8.8%
2-Methylphenol	< 6.1 U	122	152	80.3%	119	152	78.3%	2.5%
2,4-Dimethylphenol	< 6.1 U	87.8	152	57.8%	82.9	152	54.5%	5.7%
N-Nitrosodiphenylamine	< 6.1 U	124	152	81.6%	134	152	88.2%	7.8%
Benzyl Alcohol	< 30.3 U	185	305	60.7%	246	305	80.7%	28.3%
Pentachlorophenol	< 30.3 U	121	152	79.6%	195	152	128%	46.8%
1,2-Dichlorobenzene	< 6.1 U	111	152	73.0%	119	152	78.3%	7.0%
1,3-Dichlorobenzene	< 6.1 U	107	152	70.4%	113	152	74.3%	5.5%

Reported in $\mu\text{g}/\text{kg}$ (ppb)

RPD calculated using sample concentrations per SW846.

ORGANICS ANALYSIS DATA SHEET

Semivolatiles by Selected Ion Monitoring GC/MS

Page 1 of 1


Sample ID: 3SED10-A

MATRIX SPIKE

Lab Sample ID: PB63G

LIMS ID: 09-12948

Matrix: Sediment

Data Release Authorized: 

Reported: 06/22/09

QC Report No: PB63-ENVIRONMENTAL SCIENCE CORP.

Project: JELD-WEN NORD DOOR

Event: 008.0228.00017

Date Sampled: 06/05/09

Date Received: 06/05/09

Date Extracted: 06/10/09

Date Analyzed: 06/18/09 13:47

Instrument/Analyst: NT2/PK

GPC Cleanup: Yes

Silica Gel Cleanup: No

Alumina Cleanup: No

Sample Amount: 16.4 g-dry-wt

Final Extract Volume: 1.0 mL

Dilution Factor: 1.00

Percent Moisture: 14.9%

CAS Number	Analyte	RL	Result
53-70-3	Dibenz (a, h) anthracene	6.1	---
106-46-7	1,4-Dichlorobenzene	6.1	---
120-82-1	1,2,4-Trichlorobenzene	6.1	---
118-74-1	Hexachlorobenzene	6.1	---
87-68-3	Hexachlorobutadiene	6.1	---
131-11-3	Dimethylphthalate	15	---
85-68-7	Butylbenzylphthalate	15	---
95-48-7	2-Methylphenol	6.1	---
105-67-9	2,4-Dimethylphenol	6.1	---
86-30-6	N-Nitrosodiphenylamine	6.1	---
100-51-6	Benzyl Alcohol	30	---
87-86-5	Pentachlorophenol	30	---
95-50-1	1,2-Dichlorobenzene	6.1	---
541-73-1	1,3-Dichlorobenzene	6.1	---

Reported in $\mu\text{g}/\text{kg}$ (ppb)

SIM Semivolatile Surrogate Recovery

2-Fluorobiphenyl	81.6%	d5-Phenol	67.2%
2-Fluorophenol	69.6%	d4-2-Chlorophenol	94.4%
d4-1,2-Dichlorobenzene	65.6%	d5-Nitrobenzene	69.2%
2,4,6-Tribromophenol	93.6%	d14-p-Terphenyl	104%

ORGANICS ANALYSIS DATA SHEET

Semivolatiles by Selected Ion Monitoring GC/MS

Page 1 of 1


Sample ID: 3SED10-A

MATRIX SPIKE DUPLICATE

Lab Sample ID: PB63G

LIMS ID: 09-12948

Matrix: Sediment

Data Release Authorized: 

Reported: 06/22/09

QC Report No: PB63-ENVIRONMENTAL SCIENCE CORP.

Project: JELD-WEN NORD DOOR

Event: 008.0228.00017

Date Sampled: 06/05/09

Date Received: 06/05/09

Date Extracted: 06/10/09

Date Analyzed: 06/18/09 14:21

Instrument/Analyst: NT2/PK

GPC Cleanup: Yes

Silica Gel Cleanup: No

Alumina Cleanup: No

Sample Amount: 16.4 g-dry-wt

Final Extract Volume: 1.0 mL

Dilution Factor: 1.00

Percent Moisture: 14.9%

CAS Number	Analyte	RL	Result
53-70-3	Dibenz (a, h) anthracene	6.1	---
106-46-7	1,4-Dichlorobenzene	6.1	---
120-82-1	1,2,4-Trichlorobenzene	6.1	---
118-74-1	Hexachlorobenzene	6.1	---
87-68-3	Hexachlorobutadiene	6.1	---
131-11-3	Dimethylphthalate	15	---
85-68-7	Butylbenzylphthalate	15	---
95-48-7	2-Methylphenol	6.1	---
105-67-9	2,4-Dimethylphenol	6.1	---
86-30-6	N-Nitrosodiphenylamine	6.1	---
100-51-6	Benzyl Alcohol	30	---
87-86-5	Pentachlorophenol	30	---
95-50-1	1,2-Dichlorobenzene	6.1	---
541-73-1	1,3-Dichlorobenzene	6.1	---

Reported in $\mu\text{g}/\text{kg}$ (ppb)

SIM Semivolatile Surrogate Recovery

2-Fluorobiphenyl	84.0%	d5-Phenol	69.9%
2-Fluorophenol	73.3%	d4-2-Chlorophenol	101%
d4-1,2-Dichlorobenzene	70.8%	d5-Nitrobenzene	76.4%
2,4,6-Tribromophenol	106%	d14-p-Terphenyl	108%

ORGANICS ANALYSIS DATA SHEET

Semivolatiles by Selected Ion Monitoring GC/MS

Page 1 of 1

Sample ID: LCS-061009

LAB CONTROL SAMPLE

Lab Sample ID: LCS-061009

LIMS ID: 09-12948

Matrix: Sediment

Data Release Authorized:

Reported: 06/22/09

QC Report No: PB63-ENVIRONMENTAL SCIENCE CORP.

Project: JELD-WEN NORD DOOR

Event: 008.0228.00017

Date Sampled: NA

Date Received: NA

Date Extracted: 06/10/09

Date Analyzed LCS: 06/18/09 12:39

Instrument/Analyst LCS: NT2/PK

Sample Amount LCS: 16.0 g-dry-wt

Final Extract Volume LCS: 1.0 mL

Dilution Factor LCS: 1.00

Analyte	LCS	Spike Added	Recovery
Dibenz (a,h) anthracene	176	156	113%
1,4-Dichlorobenzene	100	156	64.1%
1,2,4-Trichlorobenzene	110	156	70.5%
Hexachlorobenzene	128	156	82.1%
Hexachlorobutadiene	116	156	74.4%
Dimethylphthalate	122	156	78.2%
Butylbenzylphthalate	156	156	100%
2-Methylphenol	132	156	84.6%
2,4-Dimethylphenol	48.8	156	31.3%
N-Nitrosodiphenylamine	104	156	66.7%
Benzyl Alcohol	< 31.2 U	312	NA
Pentachlorophenol	97.5	156	62.5%
1,2-Dichlorobenzene	109	156	69.9%
1,3-Dichlorobenzene	104	156	66.7%

Reported in $\mu\text{g}/\text{kg}$ (ppb)

NA-No recovery due to high concentration of analyte in original sample, calculated negative recovery, or undetected spike.

SIM Semivolatile Surrogate Recovery

2-Fluorobiphenyl	67.2%
d5-Phenol	68.0%
2-Fluorophenol	65.3%
d4-2-Chlorophenol	86.7%
d4-1,2-Dichlorobenzene	64.8%
d5-Nitrobenzene	65.2%
2,4,6-Tribromophenol	82.1%
d14-p-Terphenyl	96.8%

4B
SEMIVOLATILE METHOD BLANK SUMMARY

BLANK NO.

PB63MBS1

Lab Name: ANALYTICAL RESOURCES, INC
 ARI Job No: PB63
 Lab File ID: 061801
 Instrument ID: NT2
 Matrix: SOLID

Client: ESC
 Project: JELD-WEN NORD DOOR
 Date Extracted: 06/10/09
 Date Analyzed: 06/18/09
 Time Analyzed: 1205

THIS METHOD BLANK APPLIES TO THE FOLLOWING SAMPLES, MS and MSD:

	CLIENT SAMPLE NO.	LAB SAMPLE ID	LAB FILE ID	DATE ANALYZED
	=====	=====	=====	=====
01	PB63LCSS1	PB63LCSS1	061802	06/18/09
02	3SED10-A	PB63G	061809	06/18/09
03	3SED10-A MS	PB63GMS	061810	06/18/09
04	3SED10-A MSD	PB63GMSD	061811	06/18/09
05	3SED8-A	PB63A	061803	06/18/09
06	3SED8-B	PB63B	061804	06/18/09
07	3SED8-C	PB63C	061805	06/18/09
08	3SED5-A	PB63D	061806	06/18/09
09	3SED5-B	PB63E	061807	06/18/09
10	3SED5-C	PB63F	061808	06/18/09
11	3SED10-B	PB63H	061812	06/18/09
12	3SED10-C	PB63I	061813	06/18/09
13	3SED5-A	PB63D	061901	06/19/09
14	3SED5-B	PB63E	061902	06/19/09
15	3SED5-C	PB63F	061903	06/19/09
16	3SED10-B	PB63H	061904	06/19/09
17	3SED10-C	PB63I	061905	06/19/09
18				
19				
20				
21				
22				
23				
24				
25				
26				
27				
28				
29				
30				

COMMENTS:

ORGANICS ANALYSIS DATA SHEET

Semivolatiles by Selected Ion Monitoring GC/MS

Sample ID: MB-061009

Page 1 of 1

METHOD BLANK

Lab Sample ID: MB-061009

QC Report No: PB63-ENVIRONMENTAL SCIENCE CORP.

LIMS ID: 09-12948

Project: JELD-WEN NORD DOOR

Matrix: Sediment

Event: 008.0228.00017

Data Release Authorized: *[Signature]*

Date Sampled: NA

Reported: 06/22/09

Date Received: NA

Date Extracted: 06/10/09

Sample Amount: 16.0 g-dry-wt

Date Analyzed: 06/18/09 12:05

Final Extract Volume: 1.0 mL

Instrument/Analyst: NT2/PK

Dilution Factor: 1.00

GPC Cleanup: Yes

Percent Moisture: NA

Silica Gel Cleanup: No

Alumina Cleanup: No

CAS Number	Analyte	RL	Result
53-70-3	Dibenz (a, h) anthracene	6.2	< 6.2 U
106-46-7	1,4-Dichlorobenzene	6.2	< 6.2 U
120-82-1	1,2,4-Trichlorobenzene	6.2	< 6.2 U
118-74-1	Hexachlorobenzene	6.2	< 6.2 U
87-68-3	Hexachlorobutadiene	6.2	< 6.2 U
131-11-3	Dimethylphthalate	16	< 16 U
85-68-7	Butylbenzylphthalate	16	< 16 U
95-48-7	2-Methylphenol	6.2	< 6.2 U
105-67-9	2,4-Dimethylphenol	6.2	< 6.2 U
86-30-6	N-Nitrosodiphenylamine	6.2	< 6.2 U
100-51-6	Benzyl Alcohol	31	< 31 U
87-86-5	Pentachlorophenol	31	< 31 U
95-50-1	1,2-Dichlorobenzene	6.2	< 6.2 U
541-73-1	1,3-Dichlorobenzene	6.2	< 6.2 U

Reported in $\mu\text{g}/\text{kg}$ (ppb)

SIM Semivolatile Surrogate Recovery

2-Fluorobiphenyl	61.2%	d5-Phenol	70.1%
2-Fluorophenol	58.1%	d4-2-Chlorophenol	76.8%
d4-1,2-Dichlorobenzene	57.6%	d5-Nitrobenzene	57.6%
2,4,6-Tribromophenol	77.6%	d14-p-Terphenyl	92.0%

PCB ANALYSIS

ORGANICS ANALYSIS DATA SHEET

PSDDA PCB by GC/ECD

Page 1 of 1

Sample ID: 3SED8-A

SAMPLE

Lab Sample ID: PB63A

LIMS ID: 09-12942

Matrix: Sediment

Data Release Authorized: *AS*

Reported: 06/22/09

QC Report No: PB63-ENVIROMENTAL SCIENCE CORP.

Project: JELD-WEN NORD DOOR

008.0228.00017

Date Sampled: 06/05/09

Date Received: 06/05/09

Date Extracted: 06/12/09

Date Analyzed: 06/19/09 01:55

Instrument/Analyst: ECD5/PKC

GPC Cleanup: No

Sulfur Cleanup: Yes

Acid Cleanup: Yes

Florisil Cleanup: No

Sample Amount: 25.2 g-dry-wt

Final Extract Volume: 1.0 mL

Dilution Factor: 1.00

Silica Gel: Yes

Percent Moisture: 38.8%

CAS Number	Analyte	RL	Result
12674-11-2	Aroclor 1016	4.0	< 4.0 U
53469-21-9	Aroclor 1242	4.0	< 4.0 U
12672-29-6	Aroclor 1248	4.0	15
11097-69-1	Aroclor 1254	4.0	35
11096-82-5	Aroclor 1260	4.0	9.4
11104-28-2	Aroclor 1221	4.0	< 4.0 U
11141-16-5	Aroclor 1232	4.0	< 4.0 U

Reported in $\mu\text{g}/\text{kg}$ (ppb)

PCB Surrogate Recovery

Decachlorobiphenyl	NR
Tetrachlorometaxylene	64.5%

ORGANICS ANALYSIS DATA SHEET

PSDDA PCB by GC/ECD

Page 1 of 1

Sample ID: 3SED8-B

SAMPLE

Lab Sample ID: PB63B

LIMS ID: 09-12943

Matrix: Sediment

Data Release Authorized: *BS*

Reported: 06/22/09

QC Report No: PB63-ENVIRONMENTAL SCIENCE CORP.

Project: JELD-WEN NORD DOOR

008.0228.00017

Date Sampled: 06/05/09

Date Received: 06/05/09

Date Extracted: 06/12/09

Date Analyzed: 06/19/09 02:12

Instrument/Analyst: ECD5/PKC

GPC Cleanup: No

Sulfur Cleanup: Yes

Acid Cleanup: Yes

Florisil Cleanup: No

Sample Amount: 25.1 g-dry-wt

Final Extract Volume: 1.0 mL

Dilution Factor: 1.00

Silica Gel: Yes

Percent Moisture: 61.4%

CAS Number	Analyte	RL	Result
12674-11-2	Aroclor 1016	4.0	< 4.0 U
53469-21-9	Aroclor 1242	4.0	10
12672-29-6	Aroclor 1248	4.0	< 4.0 U
11097-69-1	Aroclor 1254	4.0	< 4.0 U
11096-82-5	Aroclor 1260	4.0	< 4.0 U
11104-28-2	Aroclor 1221	4.0	< 4.0 U
11141-16-5	Aroclor 1232	4.0	< 4.0 U

Reported in $\mu\text{g}/\text{kg}$ (ppb)

PCB Surrogate Recovery

Decachlorobiphenyl	75.0%
Tetrachlorometaxylene	50.2%

ORGANICS ANALYSIS DATA SHEET

PSDDA PCB by GC/ECD

Page 1 of 1

Sample ID: 3SED8-C

SAMPLE

Lab Sample ID: PB63C

LIMS ID: 09-12944

Matrix: Sediment

Data Release Authorized: *[Signature]*

Reported: 06/22/09

QC Report No: PB63-ENVIROMENTAL SCIENCE CORP.

Project: JELD-WEN NORD DOOR

008.0228.00017

Date Sampled: 06/05/09

Date Received: 06/05/09

Date Extracted: 06/12/09

Date Analyzed: 06/19/09 02:29

Instrument/Analyst: ECD5/PKC

GPC Cleanup: No

Sulfur Cleanup: Yes

Acid Cleanup: Yes

Florisil Cleanup: No

Sample Amount: 25.6 g-dry-wt

Final Extract Volume: 1.0 mL

Dilution Factor: 1.00

Silica Gel: Yes

Percent Moisture: 51.1%

CAS Number	Analyte	RL	Result
12674-11-2	Aroclor 1016	3.9	< 3.9 U
53469-21-9	Aroclor 1242	3.9	9.8
12672-29-6	Aroclor 1248	3.9	< 3.9 U
11097-69-1	Aroclor 1254	3.9	10
11096-82-5	Aroclor 1260	3.9	< 3.9 U
11104-28-2	Aroclor 1221	3.9	< 3.9 U
11141-16-5	Aroclor 1232	3.9	< 3.9 U

Reported in $\mu\text{g}/\text{kg}$ (ppb)

PCB Surrogate Recovery

Decachlorobiphenyl	90.0%
Tetrachlorometaxylene	54.2%

ORGANICS ANALYSIS DATA SHEET

PSDDA PCB by GC/ECD

Page 1 of 1

Sample ID: 3SED5-A

SAMPLE

Lab Sample ID: PB63D

LIMS ID: 09-12945

Matrix: Sediment

Data Release Authorized: *AS*

Reported: 06/22/09

QC Report No: PB63-ENVIROMENTAL SCIENCE CORP.

Project: JELD-WEN NORD DOOR

008.0228.00017

Date Sampled: 06/05/09

Date Received: 06/05/09

Date Extracted: 06/12/09

Date Analyzed: 06/19/09 02:46

Instrument/Analyst: ECD5/PKC

GPC Cleanup: No

Sulfur Cleanup: Yes

Acid Cleanup: Yes

Florisil Cleanup: No

Sample Amount: 25.8 g-dry-wt

Final Extract Volume: 1.0 mL

Dilution Factor: 5.00

Silica Gel: Yes

Percent Moisture: 17.0%

CAS Number	Analyte	RL	Result
12674-11-2	Aroclor 1016	3.9	< 3.9 U
53469-21-9	Aroclor 1242	3.9	< 3.9 U
12672-29-6	Aroclor 1248	3.9	< 3.9 U
11097-69-1	Aroclor 1254	3.9	< 3.9 U
11096-82-5	Aroclor 1260	3.9	4.1
11104-28-2	Aroclor 1221	3.9	< 3.9 U
11141-16-5	Aroclor 1232	3.9	< 3.9 U

Reported in $\mu\text{g}/\text{kg}$ (ppb)

PCB Surrogate Recovery

Decachlorobiphenyl	89.2%
Tetrachlorometaxylene	51.8%

ORGANICS ANALYSIS DATA SHEET

PSDDA PCB by GC/ECD

Page 1 of 1


Sample ID: 3SED5-B

SAMPLE

Lab Sample ID: PB63E

LIMS ID: 09-12946

Matrix: Sediment

Data Release Authorized: 

Reported: 06/22/09

QC Report No: PB63-ENVIROMENTAL SCIENCE CORP.

Project: JELD-WEN NORD DOOR

008.0228.00017

Date Sampled: 06/05/09

Date Received: 06/05/09

Date Extracted: 06/12/09

Date Analyzed: 06/19/09 03:38

Instrument/Analyst: ECD5/PKC

GPC Cleanup: No

Sulfur Cleanup: Yes

Acid Cleanup: Yes

Florisil Cleanup: No

Sample Amount: 25.7 g-dry-wt

Final Extract Volume: 1.0 mL

Dilution Factor: 1.00

Silica Gel: Yes

Percent Moisture: 35.1%

CAS Number	Analyte	RL	Result
12674-11-2	Aroclor 1016	3.9	< 3.9 U
53469-21-9	Aroclor 1242	3.9	< 3.9 U
12672-29-6	Aroclor 1248	3.9	< 3.9 U
11097-69-1	Aroclor 1254	3.9	< 3.9 U
11096-82-5	Aroclor 1260	3.9	< 3.9 U
11104-28-2	Aroclor 1221	3.9	< 3.9 U
11141-16-5	Aroclor 1232	3.9	< 3.9 U

Reported in $\mu\text{g}/\text{kg}$ (ppb)

PCB Surrogate Recovery

Decachlorobiphenyl	82.5%
Tetrachlorometaxylene	52.2%



ORGANICS ANALYSIS DATA SHEET
 PSDDA PCB by GC/ECD
 Page 1 of 1

Sample ID: 3SED5-C
 SAMPLE

Lab Sample ID: PB63F
 LIMS ID: 09-12947
 Matrix: Sediment
 Data Release Authorized: *B*
 Reported: 06/22/09

QC Report No: PB63-ENVIROMENTAL SCIENCE CORP.
 Project: JELD-WEN NORD DOOR
 008.0228.00017
 Date Sampled: 06/05/09
 Date Received: 06/05/09

Date Extracted: 06/12/09
 Date Analyzed: 06/19/09 03:55
 Instrument/Analyst: ECD5/PKC
 GPC Cleanup: No
 Sulfur Cleanup: Yes
 Acid Cleanup: Yes
 Florisil Cleanup: No

Sample Amount: 25.3 g-dry-wt
 Final Extract Volume: 1.0 mL
 Dilution Factor: 1.00
 Silica Gel: Yes
 Percent Moisture: 35.6%

CAS Number	Analyte	RL	Result
12674-11-2	Aroclor 1016	4.0	< 4.0 U
53469-21-9	Aroclor 1242	4.0	< 4.0 U
12672-29-6	Aroclor 1248	4.0	< 4.0 U
11097-69-1	Aroclor 1254	4.0	< 4.0 U
11096-82-5	Aroclor 1260	4.0	< 4.0 U
11104-28-2	Aroclor 1221	4.0	< 4.0 U
11141-16-5	Aroclor 1232	4.0	< 4.0 U

Reported in $\mu\text{g}/\text{kg}$ (ppb)


PCB Surrogate Recovery

Decachlorobiphenyl	92.8%
Tetrachlorometaxylene	57.2%



ORGANICS ANALYSIS DATA SHEET
 PSDDA PCB by GC/ECD
 Page 1 of 1

Sample ID: 3SED10-A
 SAMPLE

Lab Sample ID: PB63G
 LIMS ID: 09-12948
 Matrix: Sediment
 Data Release Authorized: 
 Reported: 06/22/09

QC Report No: PB63-ENVIROMENTAL SCIENCE CORP.
 Project: JELD-WEN NORD DOOR
 008.0228.00017
 Date Sampled: 06/05/09
 Date Received: 06/05/09

Date Extracted: 06/12/09
 Date Analyzed: 06/19/09 04:12
 Instrument/Analyst: ECD5/PKC
 GPC Cleanup: No
 Sulfur Cleanup: Yes
 Acid Cleanup: Yes
 Florisil Cleanup: No

Sample Amount: 25.8 g-dry-wt
 Final Extract Volume: 1.0 mL
 Dilution Factor: 1.00
 Silica Gel: Yes
 Percent Moisture: 14.9%

CAS Number	Analyte	RL	Result
12674-11-2	Aroclor 1016	3.9	< 3.9 U
53469-21-9	Aroclor 1242	3.9	< 3.9 U
12672-29-6	Aroclor 1248	3.9	< 3.9 U
11097-69-1	Aroclor 1254	3.9	< 3.9 U
11096-82-5	Aroclor 1260	3.9	< 3.9 U
11104-28-2	Aroclor 1221	3.9	< 3.9 U
11141-16-5	Aroclor 1232	3.9	< 3.9 U

Reported in $\mu\text{g}/\text{kg}$ (ppb)

PCB Surrogate Recovery

Decachlorobiphenyl	87.8%
Tetrachlorometaxylene	55.5%

ORGANICS ANALYSIS DATA SHEET
PSDDA PCB by GC/ECD
 Page 1 of 1

Sample ID: 3SED10-B
SAMPLE

Lab Sample ID: PB63H
 LIMS ID: 09-12949
 Matrix: Sediment
 Data Release Authorized: *AB*
 Reported: 06/22/09

QC Report No: PB63-ENVIROMENTAL SCIENCE CORP.
 Project: JELD-WEN NORD DOOR
 008.0228.00017
 Date Sampled: 06/05/09
 Date Received: 06/05/09

Date Extracted: 06/12/09
 Date Analyzed: 06/19/09 04:30
 Instrument/Analyst: ECD5/PKC
 GPC Cleanup: No
 Sulfur Cleanup: Yes
 Acid Cleanup: Yes
 Florisil Cleanup: No

Sample Amount: 25.5 g-dry-wt
 Final Extract Volume: 1.0 mL
 Dilution Factor: 1.00
 Silica Gel: Yes
 Percent Moisture: 47.6%

CAS Number	Analyte	RL	Result
12674-11-2	Aroclor 1016	3.9	< 3.9 U
53469-21-9	Aroclor 1242	3.9	< 3.9 U
12672-29-6	Aroclor 1248	3.9	< 3.9 U
11097-69-1	Aroclor 1254	3.9	< 3.9 U
11096-82-5	Aroclor 1260	3.9	< 3.9 U
11104-28-2	Aroclor 1221	3.9	< 3.9 U
11141-16-5	Aroclor 1232	3.9	< 3.9 U

Reported in $\mu\text{g}/\text{kg}$ (ppb)

PCB Surrogate Recovery

Decachlorobiphenyl	86.0%
Tetrachlorometaxylene	55.5%

ORGANICS ANALYSIS DATA SHEET

PSDDA PCB by GC/ECD

Page 1 of 1

Sample ID: 3SED10-C

SAMPLE

Lab Sample ID: PB63I

LIMS ID: 09-12950

Matrix: Sediment

Data Release Authorized: *AS*

Reported: 06/22/09

QC Report No: PB63-ENVIROMENTAL SCIENCE CORP.

Project: JELD-WEN NORD DOOR

008.0228.00017

Date Sampled: 06/05/09

Date Received: 06/05/09

Date Extracted: 06/12/09

Date Analyzed: 06/19/09 04:47

Instrument/Analyst: ECD5/PKC

GPC Cleanup: No

Sulfur Cleanup: Yes

Acid Cleanup: Yes

Florisil Cleanup: No

Sample Amount: 25.9 g-dry-wt

Final Extract Volume: 1.0 mL

Dilution Factor: 1.00

Silica Gel: Yes

Percent Moisture: 39.7%

CAS Number	Analyte	RL	Result
12674-11-2	Aroclor 1016	3.9	< 3.9 U
53469-21-9	Aroclor 1242	3.9	< 3.9 U
12672-29-6	Aroclor 1248	3.9	< 3.9 U
11097-69-1	Aroclor 1254	3.9	4.5
11096-82-5	Aroclor 1260	3.9	6.2
11104-28-2	Aroclor 1221	3.9	< 3.9 U
11141-16-5	Aroclor 1232	3.9	< 3.9 U

Reported in $\mu\text{g}/\text{kg}$ (ppb)

PCB Surrogate Recovery

Decachlorobiphenyl	110%
Tetrachlorometaxylene	64.5%

SW8082/PCB SOIL/SEDIMENT SURROGATE RECOVERY SUMMARY

Matrix: Sediment


QC Report No: PB63-ENVIROMENTAL SCIENCE CORP.
Project: JELD-WEN NORD DOOR
008.0228.00017

Client ID	DCBP % REC	DCBP LCL-UCL	TCMX % REC	TCMX LCL-UCL	TOT OUT
3SED8-A	NR	34-141	64.5%	38-102	0
3SED8-B	75.0%	34-141	50.2%	38-102	0
3SED8-C	90.0%	34-141	54.2%	38-102	0
MB-061209	64.8%	40-109	44.0%	35-100	0
LCS-061209	75.5%	40-109	51.2%	35-100	0
3SED5-A	89.2%	34-141	51.8%	38-102	0
3SED5-A MS	107%	34-141	58.4%	38-102	0
3SED5-A MSD	112%	34-141	61.0%	38-102	0
3SED5-B	82.5%	34-141	52.2%	38-102	0
3SED5-C	92.8%	34-141	57.2%	38-102	0
3SED10-A	87.8%	34-141	55.5%	38-102	0
3SED10-B	86.0%	34-141	55.5%	38-102	0
3SED10-C	110%	34-141	64.5%	38-102	0

Low Level PSDDA Control Limits
Prep Method: SW3550B
Log Number Range: 09-12942 to 09-12950

ORGANICS ANALYSIS DATA SHEET
PSDDA PCB by GC/ECD
 Page 1 of 1

Sample ID: 3SED5-A
MS/MSD

Lab Sample ID: PB63D
 LIMS ID: 09-12945
 Matrix: Sediment
 Data Release Authorized: 
 Reported: 06/22/09

QC Report No: PB63-ENVIROMENTAL SCIENCE CORP.
 Project: JELD-WEN NORD DOOR
 008.0228.00017
 Date Sampled: 06/05/09
 Date Received: 06/05/09

Date Extracted MS/MSD: 06/12/09

Sample Amount MS: 25.8 g-dry-wt
 MSD: 25.8 g-dry-wt

Date Analyzed MS: 06/19/09 03:04
 MSD: 06/19/09 03:21

Final Extract Volume MS: 1.0 mL
 MSD: 1.0 mL

Instrument/Analyst MS: ECD5/PKC
 MSD: ECD5/PKC

Dilution Factor MS: 5.00
 MSD: 5.00

GPC Cleanup: No
 Sulfur Cleanup: Yes
 Acid Cleanup: Yes
 Florisil Cleanup: No

Silica Gel: Yes

Percent Moisture: 17.0%

Analyte	Sample	MS	Spike Added-MS	MS Recovery	MSD	Spike Added-MSD	MSD Recovery	RPD
Aroclor 1016	< 3.9 U	12.0	19.4	61.9%	12.2	19.4	62.9%	1.7%
Aroclor 1260	4.1	17.1	19.4	67.0%	17.6	19.4	69.6%	2.9%

Results reported in $\mu\text{g}/\text{kg}$ (ppb)
 RPD calculated using sample concentrations per SW846.

ORGANICS ANALYSIS DATA SHEET

PSDDA PCB by GC/ECD

Page 1 of 1

Sample ID: 3SED5-A

MATRIX SPIKE

Lab Sample ID: PB63D

LIMS ID: 09-12945

Matrix: Sediment

Data Release Authorized: *B*

Reported: 06/22/09

QC Report No: PB63-ENVIROMENTAL SCIENCE CORP.

Project: JELD-WEN NORD DOOR

008.0228.00017

Date Sampled: 06/05/09

Date Received: 06/05/09

Date Extracted: 06/12/09

Date Analyzed: 06/19/09 03:04

Instrument/Analyst: ECD5/PKC

GPC Cleanup: No

Sulfur Cleanup: Yes

Acid Cleanup: Yes

Florisil Cleanup: No

Sample Amount: 25.8 g-dry-wt

Final Extract Volume: 1.0 mL

Dilution Factor: 5.00

Silica Gel: Yes

Percent Moisture: 17.0%

CAS Number	Analyte	RL	Result
12674-11-2	Aroclor 1016	3.9	---
53469-21-9	Aroclor 1242	3.9	< 3.9 U
12672-29-6	Aroclor 1248	3.9	< 3.9 U
11097-69-1	Aroclor 1254	3.9	< 3.9 U
11096-82-5	Aroclor 1260	3.9	---
11104-28-2	Aroclor 1221	3.9	< 3.9 U
11141-16-5	Aroclor 1232	3.9	< 3.9 U

Reported in $\mu\text{g}/\text{kg}$ (ppb)

PCB Surrogate Recovery

Decachlorobiphenyl	107%
Tetrachlorometaxylene	58.4%

ORGANICS ANALYSIS DATA SHEET
PSDDA PCB by GC/ECD
 Page 1 of 1

Sample ID: 3SED5-A
MATRIX SPIKE DUP

Lab Sample ID: PB63D
 LIMS ID: 09-12945
 Matrix: Sediment
 Data Release Authorized: *B*
 Reported: 06/22/09

QC Report No: PB63-ENVIRONMENTAL SCIENCE CORP.
 Project: JELD-WEN NORD DOOR
 008.0228.00017
 Date Sampled: 06/05/09
 Date Received: 06/05/09

Date Extracted: 06/12/09
 Date Analyzed: 06/19/09 03:21
 Instrument/Analyst: ECD5/PKC
 GPC Cleanup: No
 Sulfur Cleanup: Yes
 Acid Cleanup: Yes
 Florisil Cleanup: No

Sample Amount: 25.8 g-dry-wt
 Final Extract Volume: 1.0 mL
 Dilution Factor: 5.00
 Silica Gel: Yes
 Percent Moisture: 17.0%

CAS Number	Analyte	RL	Result
12674-11-2	Aroclor 1016	3.9	---
53469-21-9	Aroclor 1242	3.9	< 3.9 U
12672-29-6	Aroclor 1248	3.9	< 3.9 U
11097-69-1	Aroclor 1254	3.9	< 3.9 U
11096-82-5	Aroclor 1260	3.9	---
11104-28-2	Aroclor 1221	3.9	< 3.9 U
11141-16-5	Aroclor 1232	3.9	< 3.9 U

Reported in $\mu\text{g}/\text{kg}$ (ppb)

PCB Surrogate Recovery

Decachlorobiphenyl	112%
Tetrachlorometaxylene	61.0%

ORGANICS ANALYSIS DATA SHEET

PSDDA PCB by GC/ECD

Page 1 of 1

Sample ID: LCS-061209

LAB CONTROL

Lab Sample ID: LCS-061209

LIMS ID: 09-12945

Matrix: Sediment

Data Release Authorized: *AB*

Reported: 06/22/09

QC Report No: PB63-ENVIROMENTAL SCIENCE CORP.

Project: JELD-WEN NORD DOOR

008.0228.00017

Date Sampled: NA

Date Received: NA

Date Extracted: 06/12/09

Date Analyzed: 06/19/09 01:38

Instrument/Analyst: ECD5/PKC

GPC Cleanup: No

Sulfur Cleanup: Yes

Acid Cleanup: Yes

Florisil Cleanup: No

Sample Amount: 25.0 g-dry-wt

Final Extract Volume: 1.0 mL

Dilution Factor: 1.00

Silica Gel: Yes

Percent Moisture: NA

Analyte	Lab Control	Spike Added	Recovery
Aroclor 1016	12.1	20.0	60.5%
Aroclor 1260	16.4	20.0	82.0%

PCB Surrogate Recovery

Decachlorobiphenyl	75.5%
Tetrachlorometaxylene	51.2%

Results reported in $\mu\text{g}/\text{kg}$ (ppb)

4
PCB METHOD BLANK SUMMARY

BLANK NO.

PB63MBS1

Lab Name: ANALYTICAL RESOURCES, INC

Client: ESC

ARI Job No.: PB63

Project: JELD-WEN NORD DOOR

Lab Sample ID: PB63MBS1

Lab File ID: 0617B146

Date Extracted: 06/12/09

Matrix: SOLID

Date Analyzed: 06/19/09

Instrument ID: ECD5

Time Analyzed: 0120

GC Columns: ZB5/ZB35

THIS METHOD BLANK APPLIES TO THE FOLLOWING SAMPLES, MS and MSD:

	CLIENT SAMPLE NO.	LAB SAMPLE ID	DATE ANALYZED
01	3SED8-A	PB63A	06/19/09
02	3SED8-B	PB63B	06/19/09
03	3SED8-C	PB63C	06/19/09
04	3SED5-A	PB63D	06/19/09
05	3SED5-A MS	PB63DMS	06/19/09
06	3SED5-A MSD	PB63DMSD	06/19/09
07	3SED5-B	PB63E	06/19/09
08	3SED5-C	PB63F	06/19/09
09	3SED10-A	PB63G	06/19/09
10	3SED10-B	PB63H	06/19/09
11	3SED10-C	PB63I	06/19/09

ALL RUNS ARE DUAL COLUMN

ORGANICS ANALYSIS DATA SHEET

PSDDA PCB by GC/ECD

Page 1 of 1


Sample ID: MB-061209

METHOD BLANK

Lab Sample ID: MB-061209

LIMS ID: 09-12945

Matrix: Sediment

Data Release Authorized: 

Reported: 06/22/09

QC Report No: PB63-ENVIROMENTAL SCIENCE CORP.

Project: JELD-WEN NORD DOOR

008.0228.00017

Date Sampled: NA

Date Received: NA

Date Extracted: 06/12/09

Date Analyzed: 06/19/09 01:20

Instrument/Analyst: ECD5/PKC

GPC Cleanup: No

Sulfur Cleanup: Yes

Acid Cleanup: Yes

Florisil Cleanup: No

Sample Amount: 25.0 g

Final Extract Volume: 1.0 mL

Dilution Factor: 1.00

Silica Gel: Yes

Percent Moisture: NA

CAS Number	Analyte	RL	Result
12674-11-2	Aroclor 1016	0.8	< 0.8 U
53469-21-9	Aroclor 1242	0.8	< 0.8 U
12672-29-6	Aroclor 1248	0.8	< 0.8 U
11097-69-1	Aroclor 1254	0.8	< 0.8 U
11096-82-5	Aroclor 1260	0.8	< 0.8 U
11104-28-2	Aroclor 1221	0.8	< 0.8 U
11141-16-5	Aroclor 1232	0.8	< 0.8 U

Reported in $\mu\text{g}/\text{kg}$ (ppb)

PCB Surrogate Recovery

Decachlorobiphenyl	64.8%
Tetrachlorometaxylene	44.0%

METALS ANALYSIS

INORGANICS ANALYSIS DATA SHEET

TOTAL METALS

Page 1 of 1


Sample ID: 3SED8-A

SAMPLE

Lab Sample ID: PB63A

LIMS ID: 09-12942

Matrix: Sediment

Data Release Authorized: 

Reported: 06/17/09

QC Report No: PB63-ENVIROMENTAL SCIENCE CORP.

Project: JELD-WEN NORD DOOR

008.0228.00017

Date Sampled: 06/05/09

Date Received: 06/05/09

Percent Total Solids: 64.1%

Prep Meth	Prep Date	Analysis Method	Analysis Date	CAS Number	Analyte	RL	mg/kg-dry	Q
3050B	06/10/09	6010B	06/12/09	7440-38-2	Arsenic	8	17	
3050B	06/10/09	6010B	06/12/09	7440-43-9	Cadmium	0.3	0.3	U
3050B	06/10/09	6010B	06/12/09	7440-47-3	Chromium	0.8	66.3	
3050B	06/10/09	6010B	06/12/09	7440-50-8	Copper	0.3	47.6	
3050B	06/10/09	6010B	06/12/09	7439-92-1	Lead	3	21	
CLP	06/10/09	7471A	06/12/09	7439-97-6	Mercury	0.04	0.10	
3050B	06/10/09	6010B	06/12/09	7440-22-4	Silver	0.5	0.5	U
3050B	06/10/09	6010B	06/12/09	7440-66-6	Zinc	2	94	

U-Analyte undetected at given RL

RL-Reporting Limit

INORGANICS ANALYSIS DATA SHEET

TOTAL METALS

Page 1 of 1

Sample ID: 3SED8-B
SAMPLE

Lab Sample ID: PB63B

LIMS ID: 09-12943

Matrix: Sediment

Data Release Authorized: 

Reported: 06/17/09

QC Report No: PB63-ENVIRONMENTAL SCIENCE CORP.

Project: JELD-WEN NORD DOOR

008.0228.00017

Date Sampled: 06/05/09

Date Received: 06/05/09

Percent Total Solids: 41.5%

Prep Meth	Prep Date	Analysis Method	Analysis Date	CAS Number	Analyte	RL	mg/kg-dry	Q
3050B	06/10/09	6010B	06/12/09	7440-38-2	Arsenic	10	20	
3050B	06/10/09	6010B	06/12/09	7440-43-9	Cadmium	0.4	0.4	U
3050B	06/10/09	6010B	06/12/09	7440-47-3	Chromium	1	55	
3050B	06/10/09	6010B	06/12/09	7440-50-8	Copper	0.4	55.1	
3050B	06/10/09	6010B	06/12/09	7439-92-1	Lead	4	10	
CLP	06/10/09	7471A	06/12/09	7439-97-6	Mercury	0.04	0.10	
3050B	06/10/09	6010B	06/12/09	7440-22-4	Silver	0.7	0.7	U
3050B	06/10/09	6010B	06/12/09	7440-66-6	Zinc	2	214	

U-Analyte undetected at given RL

RL-Reporting Limit

INORGANICS ANALYSIS DATA SHEET

TOTAL METALS


Page 1 of 1

Sample ID: 3SED8-C
SAMPLE

Lab Sample ID: PB63C

LIMS ID: 09-12944

Matrix: Sediment

Data Release Authorized: 

Reported: 06/17/09

QC Report No: PB63-ENVIRONMENTAL SCIENCE CORP.

Project: JELD-WEN NORD DOOR

008.0228.00017

Date Sampled: 06/05/09

Date Received: 06/05/09

Percent Total Solids 47.0%

Prep Meth	Prep Date	Analysis Method	Analysis Date	CAS Number	Analyte	RL	mg/kg-dry	Q
3050B	06/10/09	6010B	06/12/09	7440-38-2	Arsenic	10	20	
3050B	06/10/09	6010B	06/12/09	7440-43-9	Cadmium	0.4	0.4	U
3050B	06/10/09	6010B	06/12/09	7440-47-3	Chromium	1	66	
3050B	06/10/09	6010B	06/12/09	7440-50-8	Copper	0.4	63.2	
3050B	06/10/09	6010B	06/12/09	7439-92-1	Lead	4	13	
CLP	06/10/09	7471A	06/12/09	7439-97-6	Mercury	0.04	0.11	
3050B	06/10/09	6010B	06/12/09	7440-22-4	Silver	0.6	0.6	U
3050B	06/10/09	6010B	06/12/09	7440-66-6	Zinc	2	98	

U-Analyte undetected at given RL

RL-Reporting Limit

INORGANICS ANALYSIS DATA SHEET

TOTAL METALS

Page 1 of 1

Sample ID: 3SED5-A
SAMPLE

Lab Sample ID: PB63D

LIMS ID: 09-12945

Matrix: Sediment

Data Release Authorized: 

Reported: 06/17/09

QC Report No: PB63-ENVIRONMENTAL SCIENCE CORP.

Project: JELD-WEN NORD DOOR

008.0228.00017

Date Sampled: 06/05/09

Date Received: 06/05/09

Percent Total Solids: 78.8%

Prep Meth	Prep Date	Analysis Method	Analysis Date	CAS Number	Analyte	RL	mg/kg-dry	Q
3050B	06/10/09	6010B	06/12/09	7440-38-2	Arsenic	6	10	
3050B	06/10/09	6010B	06/12/09	7440-43-9	Cadmium	0.2	0.2	U
3050B	06/10/09	6010B	06/12/09	7440-47-3	Chromium	0.6	26.6	
3050B	06/10/09	6010B	06/12/09	7440-50-8	Copper	0.2	19.5	
3050B	06/10/09	6010B	06/12/09	7439-92-1	Lead	2	12	
CLP	06/10/09	7471A	06/12/09	7439-97-6	Mercury	0.03	0.03	U
3050B	06/10/09	6010B	06/12/09	7440-22-4	Silver	0.4	0.4	U
3050B	06/10/09	6010B	06/12/09	7440-66-6	Zinc	1	55	

U-Analyte undetected at given RL
RL-Reporting Limit

INORGANICS ANALYSIS DATA SHEET

TOTAL METALS


Page 1 of 1

Sample ID: 3SED5-B
SAMPLE

Lab Sample ID: PB63E

LIMS ID: 09-12946

Matrix: Sediment

Data Release Authorized: 

Reported: 06/17/09

QC Report No: PB63-ENVIRONMENTAL SCIENCE CORP.

Project: JELD-WEN NORD DOOR

008.0228.00017

Date Sampled: 06/05/09

Date Received: 06/05/09

Percent Total Solids: 68.2%

Prep Meth	Prep Date	Analysis Method	Analysis Date	CAS Number	Analyte	RL	mg/kg-dry	Q
3050B	06/10/09	6010B	06/12/09	7440-38-2	Arsenic	7	16	
3050B	06/10/09	6010B	06/12/09	7440-43-9	Cadmium	0.3	0.3	U
3050B	06/10/09	6010B	06/12/09	7440-47-3	Chromium	0.7	39.8	
3050B	06/10/09	6010B	06/12/09	7440-50-8	Copper	0.3	31.5	
3050B	06/10/09	6010B	06/12/09	7439-92-1	Lead	3	5	
CLP	06/10/09	7471A	06/12/09	7439-97-6	Mercury	0.03	0.05	
3050B	06/10/09	6010B	06/12/09	7440-22-4	Silver	0.4	0.4	U
3050B	06/10/09	6010B	06/12/09	7440-66-6	Zinc	1	55	

U-Analyte undetected at given RL
RL-Reporting Limit

INORGANICS ANALYSIS DATA SHEET

TOTAL METALS


Page 1 of 1

Sample ID: 3SED5-C
SAMPLE

Lab Sample ID: PB63F

LIMS ID: 09-12947

Matrix: Sediment

Data Release Authorized: 

Reported: 06/17/09

QC Report No: PB63-ENVIRONMENTAL SCIENCE CORP.

Project: JELD-WEN NORD DOOR

008.0228.00017

Date Sampled: 06/05/09

Date Received: 06/05/09

Percent Total Solids: 64.0%

Prep Meth	Prep Date	Analysis Method	Analysis Date	CAS Number	Analyte	RL	mg/kg-dry	Q
3050B	06/10/09	6010B	06/12/09	7440-38-2	Arsenic	8	18	
3050B	06/10/09	6010B	06/12/09	7440-43-9	Cadmium	0.3	0.3	U
3050B	06/10/09	6010B	06/12/09	7440-47-3	Chromium	0.8	42.4	
3050B	06/10/09	6010B	06/12/09	7440-50-8	Copper	0.3	34.2	
3050B	06/10/09	6010B	06/12/09	7439-92-1	Lead	3	7	
CLP	06/10/09	7471A	06/12/09	7439-97-6	Mercury	0.03	0.05	
3050B	06/10/09	6010B	06/12/09	7440-22-4	Silver	0.5	0.5	U
3050B	06/10/09	6010B	06/12/09	7440-66-6	Zinc	2	60	

U-Analyte undetected at given RL

RL-Reporting Limit

INORGANICS ANALYSIS DATA SHEET

TOTAL METALS


Page 1 of 1

Sample ID: 3SED10-A
SAMPLE

Lab Sample ID: PB63G

LIMS ID: 09-12948

Matrix: Sediment

Data Release Authorized: 

Reported: 06/17/09

QC Report No: PB63-ENVIRONMENTAL SCIENCE CORP.

Project: JELD-WEN NORD DOOR

008.0228.00017

Date Sampled: 06/05/09

Date Received: 06/05/09

Percent Total Solids: 84.0%

Prep Meth	Prep Date	Analysis Method	Analysis Date	CAS Number	Analyte	RL	mg/kg-dry	Q
3050B	06/10/09	6010B	06/12/09	7440-38-2	Arsenic	6	13	
3050B	06/10/09	6010B	06/12/09	7440-43-9	Cadmium	0.2	0.2	U
3050B	06/10/09	6010B	06/12/09	7440-47-3	Chromium	0.6	28.5	
3050B	06/10/09	6010B	06/12/09	7440-50-8	Copper	0.2	20.5	
3050B	06/10/09	6010B	06/12/09	7439-92-1	Lead	2	9	
CLP	06/10/09	7471A	06/12/09	7439-97-6	Mercury	0.03	0.03	U
3050B	06/10/09	6010B	06/12/09	7440-22-4	Silver	0.3	0.3	U
3050B	06/10/09	6010B	06/12/09	7440-66-6	Zinc	1	46	

U-Analyte undetected at given RL
RL-Reporting Limit

INORGANICS ANALYSIS DATA SHEET

TOTAL METALS


Page 1 of 1

Sample ID: 3SED10-B
SAMPLE

Lab Sample ID: PB63H

LIMS ID: 09-12949

Matrix: Sediment

Data Release Authorized: 

Reported: 06/17/09

QC Report No: PB63-ENVIRONMENTAL SCIENCE CORP.

Project: JELD-WEN NORD DOOR

008.0228.00017

Date Sampled: 06/05/09

Date Received: 06/05/09

Percent Total Solids: 53.7%

Prep Meth	Prep Date	Analysis Method	Analysis Date	CAS Number	Analyte	RL	mg/kg-dry	Q
3050B	06/10/09	6010B	06/12/09	7440-38-2	Arsenic	9	21	
3050B	06/10/09	6010B	06/12/09	7440-43-9	Cadmium	0.4	0.4	U
3050B	06/10/09	6010B	06/12/09	7440-47-3	Chromium	0.9	54.7	
3050B	06/10/09	6010B	06/12/09	7440-50-8	Copper	0.4	61.9	
3050B	06/10/09	6010B	06/12/09	7439-92-1	Lead	4	15	
CLP	06/10/09	7471A	06/12/09	7439-97-6	Mercury	0.04	0.09	
3050B	06/10/09	6010B	06/12/09	7440-22-4	Silver	0.5	0.5	U
3050B	06/10/09	6010B	06/12/09	7440-66-6	Zinc	2	98	

U-Analyte undetected at given RL

RL-Reporting Limit

INORGANICS ANALYSIS DATA SHEET

TOTAL METALS


Page 1 of 1

Sample ID: 3SED10-C
SAMPLE

Lab Sample ID: PB63I

LIMS ID: 09-12950

Matrix: Sediment

Data Release Authorized: 

Reported: 06/17/09

QC Report No: PB63-ENVIROMENTAL SCIENCE CORP.

Project: JELD-WEN NORD DOOR

008.0228.00017

Date Sampled: 06/05/09

Date Received: 06/05/09

Percent Total Solids: 60.7%

Prep Meth	Prep Date	Analysis Method	Analysis Date	CAS Number	Analyte	RL	mg/kg-dry	Q
3050B	06/10/09	6010B	06/16/09	7440-38-2	Arsenic	20	40	
3050B	06/10/09	6010B	06/16/09	7440-43-9	Cadmium	0.8	0.8	U
3050B	06/10/09	6010B	06/16/09	7440-47-3	Chromium	2	66	
3050B	06/10/09	6010B	06/16/09	7440-50-8	Copper	0.8	89.7	
3050B	06/10/09	6010B	06/16/09	7439-92-1	Lead	8	31	
CLP	06/10/09	7471A	06/12/09	7439-97-6	Mercury	0.03	0.11	
3050B	06/10/09	6010B	06/16/09	7440-22-4	Silver	1	1	U
3050B	06/10/09	6010B	06/16/09	7440-66-6	Zinc	4	119	

U-Analyte undetected at given RL

RL-Reporting Limit

INORGANICS ANALYSIS DATA SHEET

TOTAL METALS

Page 1 of 1

Sample ID: 3SED8-A

MATRIX SPIKE

Lab Sample ID: PB63A

LIMS ID: 09-12942

Matrix: Sediment

Data Release Authorized:

Reported: 06/17/09

QC Report No: PB63-ENVIRONMENTAL SCIENCE CORP.

Project: JELD-WEN NORD DOOR

008.0228.00017

Date Sampled: 06/05/09

Date Received: 06/05/09

MATRIX SPIKE QUALITY CONTROL REPORT

Analyte	Analysis Method	Sample	Spike	Spike Added	% Recovery	Q
Arsenic	6010B	17	314	303	98.0%	
Cadmium	6010B	0.3 U	74.1	75.6	98.0%	
Chromium	6010B	66.3	137	75.6	93.5%	
Copper	6010B	47.6	148	75.6	133%	N
Lead	6010B	21	304	303	93.4%	
Mercury	7471A	0.10	0.47	0.370	100%	
Silver	6010B	0.5 U	74.5	75.6	98.5%	
Zinc	6010B	94	171	75.6	102%	

Reported in mg/kg-dry

N-Control Limit Not Met

H-% Recovery Not Applicable, Sample Concentration Too High

NA-Not Applicable, Analyte Not Spiked

Percent Recovery Limits: 75-125%

INORGANICS ANALYSIS DATA SHEET

TOTAL METALS


Page 1 of 1

Sample ID: 3SED8-A
DUPLICATE

Lab Sample ID: PB63A

LIMS ID: 09-12942

Matrix: Sediment

Data Release Authorized: 

Reported: 06/17/09

QC Report No: PB63-ENVIRONMENTAL SCIENCE CORP.

Project: JELD-WEN NORD DOOR

008.0228.00017

Date Sampled: 06/05/09

Date Received: 06/05/09

MATRIX DUPLICATE QUALITY CONTROL REPORT

Analyte	Analysis Method	Sample	Duplicate	RPD	Control Limit	Q
Arsenic	6010B	17	18	5.7%	+/- 8	L
Cadmium	6010B	0.3 U	0.3 U	0.0%	+/- 0.3	L
Chromium	6010B	66.3	58.2	13.0%	+/- 20%	
Copper	6010B	47.6	47.0	1.3%	+/- 20%	
Lead	6010B	21	18	15.4%	+/- 20%	
Mercury	7471A	0.10	0.13	26.1%	+/- 0.04	L
Silver	6010B	0.5 U	0.5 U	0.0%	+/- 0.5	L
Zinc	6010B	94	95	1.1%	+/- 20%	

Reported in mg/kg-dry

*-Control Limit Not Met

L-RPD Invalid, Limit = Detection Limit

INORGANICS ANALYSIS DATA SHEET

TOTAL METALS


Page 1 of 1

Sample ID: LAB CONTROL

Lab Sample ID: PB63LCS

LIMS ID: 09-12943

Matrix: Sediment

Data Release Authorized: 

Reported: 06/17/09

QC Report No: PB63-ENVIROMENTAL SCIENCE CORP.

Project: JELD-WEN NORD DOOR

008.0228.00017

Date Sampled: NA

Date Received: NA

BLANK SPIKE QUALITY CONTROL REPORT

Analyte	Analysis Method	Spike Found	Spike Added	% Recovery	Q
Arsenic	6010B	207	200	104%	
Cadmium	6010B	50.0	50.0	100%	
Chromium	6010B	50.6	50.0	101%	
Copper	6010B	48.8	50.0	97.6%	
Lead	6010B	195	200	97.5%	
Mercury	7471A	0.53	0.50	106%	
Silver	6010B	50.8	50.0	102%	
Zinc	6010B	49	50	98.0%	

Reported in mg/kg-dry

N-Control limit not met

NA-Not Applicable, Analyte Not Spiked

Control Limits: 80-120%

INORGANICS ANALYSIS DATA SHEET

TOTAL METALS

Sample ID: METHOD BLANK

Page 1 of 1

Lab Sample ID: PB63MB


QC Report No: PB63-ENVIROMENTAL SCIENCE CORP.

LIMS ID: 09-12943

Project: JELD-WEN NORD DOOR

Matrix: Sediment

008.0228.00017

Data Release Authorized: 

Date Sampled: NA

Reported: 06/17/09

Date Received: NA

Percent Total Solids: NA

Prep Meth	Prep Date	Analysis Method	Analysis Date	CAS Number	Analyte	RL	mg/kg-dry	Q
3050B	06/10/09	6010B	06/12/09	7440-38-2	Arsenic	5	5	U
3050B	06/10/09	6010B	06/12/09	7440-43-9	Cadmium	0.2	0.2	U
3050B	06/10/09	6010B	06/12/09	7440-47-3	Chromium	0.5	0.5	U
3050B	06/10/09	6010B	06/12/09	7440-50-8	Copper	0.2	0.2	U
3050B	06/10/09	6010B	06/12/09	7439-92-1	Lead	2	2	U
CLP	06/10/09	7471A	06/12/09	7439-97-6	Mercury	0.02	0.02	U
3050B	06/10/09	6010B	06/12/09	7440-22-4	Silver	0.3	0.3	U
3050B	06/10/09	6010B	06/12/09	7440-66-6	Zinc	1	1	U


U-Analyte undetected at given RL

RL-Reporting Limit

GENERAL CHEMISTRY ANALYSIS

SAMPLE RESULTS-CONVENTIONALS
PB63-ENVIROMENTAL SCIENCE CORP.



Matrix: Sediment
Data Release Authorized: 
Reported: 06/12/09

Project: JELD-WEN NORD DOOR
Event: 008.0228.00017
Date Sampled: 06/05/09
Date Received: 06/05/09

Client ID: 3SED8-A
ARI ID: 09-12942 PB63A

Analyte	Date	Method	Units	RL	Sample
Total Solids	06/08/09 060809#1	EPA 160.3	Percent	0.01	62.30
Preserved Total Solids	06/08/09 060809#1	EPA 160.3	Percent	0.01	57.10
Total Volatile Solids	06/08/09 060809#1	EPA 160.4	Percent	0.01	6.67
N-Ammonia	06/09/09 060909#1	EPA 350.1M	mg-N/kg	0.15	2.13
Sulfide	06/10/09 061009#1	EPA 376.2	mg/kg	17.3	132
Total Organic Carbon	06/11/09 061109#1	Plumb, 1981	Percent	0.020	4.88

RL Analytical reporting limit
U Undetected at reported detection limit

Ammonia determined on 2N KCl extracts.

SAMPLE RESULTS-CONVENTIONALS
PB63-ENVIROMENTAL SCIENCE CORP.



Matrix: Sediment
Data Release Authorized: *[Signature]*
Reported: 06/12/09

Project: JELD-WEN NORD DOOR
Event: 008.0228.00017
Date Sampled: 06/05/09
Date Received: 06/05/09

Client ID: 3SED8-B
ARI ID: 09-12943 PB63B

Analyte	Date	Method	Units	RL	Sample
Total Solids	06/08/09 060809#1	EPA 160.3	Percent	0.01	40.00
Preserved Total Solids	06/08/09 060809#1	EPA 160.3	Percent	0.01	38.40
Total Volatile Solids	06/08/09 060809#1	EPA 160.4	Percent	0.01	10.53
N-Ammonia	06/09/09 060909#1	EPA 350.1M	mg-N/kg	0.23	10.5
Sulfide	06/10/09 061009#1	EPA 376.2	mg/kg	13.8	97.9
Total Organic Carbon	06/11/09 061109#1	Plumb,1981	Percent	0.020	4.14

RL Analytical reporting limit
U Undetected at reported detection limit

Ammonia determined on 2N KCl extracts.

SAMPLE RESULTS-CONVENTIONALS
PB63-ENVIROMENTAL SCIENCE CORP.



Matrix: Sediment
Data Release Authorized
Reported: 06/12/09

A handwritten signature in black ink, appearing to be 'WJ' or similar, written over the 'Data Release Authorized' text.

Project: JELD-WEN NORD DOOR
Event: 008.0228.00017
Date Sampled: 06/05/09
Date Received: 06/05/09

Client ID: 3SED8-C
ARI ID: 09-12944 PB63C

Analyte	Date	Method	Units	RL	Sample
Total Solids	06/08/09 060809#1	EPA 160.3	Percent	0.01	48.30
Preserved Total Solids	06/08/09 060809#1	EPA 160.3	Percent	0.01	48.10
Total Volatile Solids	06/08/09 060809#1	EPA 160.4	Percent	0.01	8.45
N-Ammonia	06/09/09 060909#1	EPA 350.1M	mg-N/kg	0.21	7.81
Sulfide	06/10/09 061009#1	EPA 376.2	mg/kg	20.0	221
Total Organic Carbon	06/11/09 061109#1	Plumb, 1981	Percent	0.020	3.98

RL Analytical reporting limit
U Undetected at reported detection limit

Ammonia determined on 2N KCl extracts.

SAMPLE RESULTS-CONVENTIONALS
PB63-ENVIROMENTAL SCIENCE CORP.



Matrix: Sediment
Data Release Authorized
Reported: 06/12/09

Project: JELD-WEN NORD DOOR
Event: 008.0228.00017
Date Sampled: 06/05/09
Date Received: 06/05/09

Client ID: 3SED5-A
ARI ID: 09-12945 PB63D

Analyte	Date	Method	Units	RL	Sample
Total Solids	06/08/09 060809#1	EPA 160.3	Percent	0.01	82.50
Preserved Total Solids	06/08/09 060809#1	EPA 160.3	Percent	0.01	83.30
Total Volatile Solids	06/08/09 060809#1	EPA 160.4	Percent	0.01	3.21
N-Ammonia	06/09/09 060909#1	EPA 350.1M	mg-N/kg	0.12	0.80
Sulfide	06/10/09 061009#1	EPA 376.2	mg/kg	1.22	< 1.22 U
Total Organic Carbon	06/11/09 061109#1	Plumb, 1981	Percent	0.020	4.92

RL Analytical reporting limit
U Undetected at reported detection limit

Ammonia determined on 2N KCl extracts.

SAMPLE RESULTS-CONVENTIONALS
PB63-ENVIROMENTAL SCIENCE CORP.



Matrix: Sediment
Data Release Authorized
Reported: 06/12/09

Project: JELD-WEN NORD DOOR
Event: 008.0228.00017
Date Sampled: 06/05/09
Date Received: 06/05/09

Client ID: 3SED5-B
ARI ID: 09-12946 PB63E

Analyte	Date	Method	Units	RL	Sample
Total Solids	06/08/09 060809#1	EPA 160.3	Percent	0.01	68.70
Preserved Total Solids	06/08/09 060809#1	EPA 160.3	Percent	0.01	72.00
Total Volatile Solids	06/08/09 060809#1	EPA 160.4	Percent	0.01	3.97
N-Ammonia	06/09/09 060909#1	EPA 350.1M	mg-N/kg	0.14	4.01
Sulfide	06/10/09 061009#1	EPA 376.2	mg/kg	27.7	163
Total Organic Carbon	06/11/09 061109#1	Plumb, 1981	Percent	0.020	1.01

RL Analytical reporting limit
U Undetected at reported detection limit

Ammonia determined on 2N KCl extracts.

SAMPLE RESULTS-CONVENTIONALS
PB63-ENVIROMENTAL SCIENCE CORP.



Matrix: Sediment
Data Release Authorized: *[Signature]*
Reported: 06/12/09

Project: JELD-WEN NORD DOOR
Event: 008.0228.00017
Date Sampled: 06/05/09
Date Received: 06/05/09

Client ID: 3SED5-C
ARI ID: 09-12947 PB63F


Analyte	Date	Method	Units	RL	Sample
Total Solids	06/08/09 060809#1	EPA 160.3	Percent	0.01	60.40
Preserved Total Solids	06/08/09 060809#1	EPA 160.3	Percent	0.01	61.00
Total Volatile Solids	06/08/09 060809#1	EPA 160.4	Percent	0.01	4.50
N-Ammonia	06/09/09 060909#1	EPA 350.1M	mg-N/kg	0.15	4.25
Sulfide	06/10/09 061009#1	EPA 376.2	mg/kg	1.70	12.4
Total Organic Carbon	06/11/09 061109#1	Plumb, 1981	Percent	0.020	1.29

RL Analytical reporting limit
U Undetected at reported detection limit

Ammonia determined on 2N KCl extracts.

SAMPLE RESULTS-CONVENTIONALS
PB63-ENVIROMENTAL SCIENCE CORP.



Matrix: Sediment
Data Release Authorized: 
Reported: 06/12/09

Project: JELD-WEN NORD DOOR
Event: 008.0228.00017
Date Sampled: 06/05/09
Date Received: 06/05/09

Client ID: 3SED10-A
ARI ID: 09-12948 PB63G

Analyte	Date	Method	Units	RL	Sample
Total Solids	06/08/09 060809#1	EPA 160.3	Percent	0.01	86.20
Preserved Total Solids	06/08/09 060809#1	EPA 160.3	Percent	0.01	85.40
Total Volatile Solids	06/08/09 060809#1	EPA 160.4	Percent	0.01	1.69
N-Ammonia	06/09/09 060909#1	EPA 350.1M	mg-N/kg	0.11	0.50
Sulfide	06/10/09 061009#1	EPA 376.2	mg/kg	1.16	< 1.16 U
Total Organic Carbon	06/11/09 061109#1	Plumb, 1981	Percent	0.020	0.713

RL Analytical reporting limit
U Undetected at reported detection limit

Ammonia determined on 2N KCl extracts.

SAMPLE RESULTS-CONVENTIONALS
PB63-ENVIROMENTAL SCIENCE CORP.



Matrix: Sediment
Data Release Authorized:
Reported: 06/12/09

A handwritten signature in black ink, appearing to be 'M. J.', written over the 'Data Release Authorized' line.

Project: JELD-WEN NORD DOOR
Event: 008.0228.00017
Date Sampled: 06/05/09
Date Received: 06/05/09

Client ID: 3SED10-B
ARI ID: 09-12949 PB63H

Analyte	Date	Method	Units	RL	Sample
Total Solids	06/08/09 060809#1	EPA 160.3	Percent	0.01	54.20
Preserved Total Solids	06/08/09 060809#1	EPA 160.3	Percent	0.01	51.30
Total Volatile Solids	06/08/09 060809#1	EPA 160.4	Percent	0.01	7.77
N-Ammonia	06/09/09 060909#1	EPA 350.1M	mg-N/kg	0.35	20.9
Sulfide	06/10/09 061009#1	EPA 376.2	mg/kg	1.93	29.6
Total Organic Carbon	06/11/09 061109#1	Plumb,1981	Percent	0.020	0.952

RL Analytical reporting limit
U Undetected at reported detection limit

Ammonia determined on 2N KCl extracts.

SAMPLE RESULTS-CONVENTIONALS
PB63-ENVIROMENTAL SCIENCE CORP.



Matrix: Sediment
Data Release Authorized
Reported: 06/12/09

A handwritten signature or initials, possibly 'JW', written in black ink over the 'Data Release Authorized' text.

Project: JELD-WEN NORD DOOR
Event: 008.0228.00017
Date Sampled: 06/05/09
Date Received: 06/05/09

Client ID: 3SED10-C
ARI ID: 09-12950 PB63I


Analyte	Date	Method	Units	RL	Sample
Total Solids	06/08/09 060809#1	EPA 160.3	Percent	0.01	62.30
Preserved Total Solids	06/08/09 060809#1	EPA 160.3	Percent	0.01	58.60
Total Volatile Solids	06/08/09 060809#1	EPA 160.4	Percent	0.01	7.14
N-Ammonia	06/09/09 060909#1	EPA 350.1M	mg-N/kg	0.15	2.57
Sulfide	06/10/09 061009#1	EPA 376.2	mg/kg	1.69	7.75
Total Organic Carbon	06/11/09 061109#1	Plumb,1981	Percent	0.020	1.83

RL Analytical reporting limit
U Undetected at reported detection limit

Ammonia determined on 2N KCl extracts.

MS/MSD RESULTS-CONVENTIONALS
PB63-ENVIROMENTAL SCIENCE CORP.




Matrix: Sediment
Data Release Authorized: 
Reported: 06/12/09

Project: JELD-WEN NORD DOOR
Event: 008.0228.00017
Date Sampled: 06/05/09
Date Received: 06/05/09

Analyte	Date	Units	Sample	Spike	Spike Added	Recovery
ARI ID: PB63A Client ID: 3SED8-A						
Sulfide	06/10/09	mg/kg	132	282	184	81.5%
Total Organic Carbon	06/11/09	Percent	4.88	10.3	5.57	97.4%

REPLICATE RESULTS-CONVENTIONALS
PB63-ENVIROMENTAL SCIENCE CORP.



Matrix: Sediment
Data Release Authorized: 
Reported: 06/12/09

Project: JELD-WEN NORD DOOR
Event: 008.0228.00017
Date Sampled: 06/05/09
Date Received: 06/05/09

Analyte	Date	Units	Sample	Replicate(s)	RPD/RSD
ARI ID: PB63A Client ID: 3SED8-A					
Total Solids	06/08/09	Percent	62.30	62.70 61.60	0.9%
Preserved Total Solids	06/08/09	Percent	57.10	60.40 55.80	4.1%
Total Volatile Solids	06/08/09	Percent	6.67	7.11 6.86	3.2%
Sulfide	06/10/09	mg/kg	132	119	10.4%
Total Organic Carbon	06/11/09	Percent	4.88	4.50 4.51	4.7%

LAB CONTROL RESULTS-CONVENTIONALS
PB63-ENVIROMENTAL SCIENCE CORP.



Matrix: Sediment
Data Release Authorized *[Signature]*
Reported: 06/12/09

Project: JELD-WEN NORD DOOR
Event: 008.0228.00017
Date Sampled: NA
Date Received: NA

Analyte	Date	Units	LCS	Spike Added	Recovery
Sulfide	06/10/09	mg/kg	55.6	53.3	104.3%
Total Organic Carbon	06/11/09	Percent	0.488	0.500	97.6%

METHOD BLANK RESULTS-CONVENTIONALS
PB63-ENVIROMENTAL SCIENCE CORP.




Matrix: Sediment
Data Release Authorized *OK*
Reported: 06/12/09

Project: JELD-WEN NORD DOOR
Event: 008.0228.00017
Date Sampled: NA
Date Received: NA

Analyte	Date	Units	Blank
Total Solids	06/08/09	Percent	< 0.01 U
Preserved Total Solids	06/08/09	Percent	< 0.01 U
Total Volatile Solids	06/08/09	Percent	< 0.01 U
N-Ammonia	06/09/09	mg-N/kg	< 0.10 U
Sulfide	06/10/09	mg/kg	< 1.00 U
Total Organic Carbon	06/11/09	Percent	< 0.020 U

STANDARD REFERENCE RESULTS-CONVENTIONALS
PB63-ENVIROMENTAL SCIENCE CORP.



Matrix: Sediment
Data Release Authorized 
Reported: 06/12/09

Project: JELD-WEN NORD DOOR
Event: 008.0228.00017
Date Sampled: NA
Date Received: NA

Analyte/SRM ID	Date	Units	SRM	True Value	Recovery
N-Ammonia SPEX 28-24AS	06/09/09	mg-N/kg	102	100	102.0%
Total Organic Carbon NIST #8704	06/11/09	Percent	3.07	3.35	91.6%

GEOTECHNICAL ANALYSIS

Environmental Science Corp.
JELD-WEN NORD DOOR

Apparent Grain Size Distribution Summary
Percent Finer Than Indicated Size

Sample No.	Gravel			Very Coarse Sand	Coarse Sand	Medium Sand	Fine Sand	Very Fine Sand	Silt					Clay					
	-3	-2	-1						0	1	2	3	4	5	6	7	8	9	10
Phi Size																			
Sieve Size (microns)	3/8"	#4 (4750)	#10 (2000)	#18 (1000)	#35 (500)	#60 (250)	#120 (125)	#230 (63)											
3SED12-A	100.0	99.8	99.7	99.4	98.9	97.7	90.0	57.3	31.8	18.7	10.6	7.2	5.2	3.1					
	100.0	100.0	99.8	99.6	99.0	97.8	90.7	56.6	30.3	16.8	9.7	6.7	4.9	2.9					
	100.0	99.9	99.8	99.4	98.8	98.0	91.5	58.0	31.9	18.8	10.4	7.3	5.1	3.1					
3SED8-A	100.0	92.8	86.6	79.6	67.9	49.4	42.5	40.9	37.9	29.9	20.1	11.9	7.5	4.8					
3SED8-B	100.0	100.0	99.6	99.4	99.1	98.8	98.5	98.0	92.9	65.9	37.1	20.6	14.8	10.0					
3SED8-C	100.0	99.3	97.8	94.8	87.9	78.7	75.1	73.9	69.4	52.2	31.4	18.8	13.2	8.5					
3SED5-A	100.0	71.0	60.9	50.9	34.1	15.9	8.5	6.8	3.6	2.7	1.9	1.4	0.9	0.6					
3SED5-B	100.0	86.8	78.0	72.2	66.0	56.8	51.6	45.1	26.2	15.8	10.2	7.0	5.2	3.5					
3SED5-C	100.0	95.8	93.9	90.8	85.4	74.1	65.6	55.2	33.3	20.1	12.8	8.7	6.5	4.3					
3SED10-A	100.0	56.9	49.9	42.9	28.1	11.5	5.3	4.2	2.5	2.0	1.4	0.8	0.5	0.3					
3SED10-B	100.0	98.6	97.8	95.3	92.8	89.8	85.9	79.0	62.6	40.9	26.4	16.2	10.2	6.9					
3SED10-C	100.0	95.0	86.0	80.0	76.8	70.7	64.8	58.5	45.0	30.4	20.3	13.4	9.3	6.0					

Notes to the Testing:

1. Organic matter was not removed prior to testing, thus the reported values are the "apparent" grain size distribution. See narrative for discussion of the testing.

Environmental Science Corp.
JELD-WEN NORD DOOR

Apparent Grain Size Distribution Summary
Percent Retained in Each Size Fraction

Sample No.	Gravel > #10 (2000)	Very Coarse Sand -1 to 0 (2000-1000)	Coarse Sand 0 to 1 (1000-500)	Medium Sand 1 to 2 (500-250)	Fine Sand 2 to 3 (250-125)	Very Fine Sand 3 to 4 (125-62)	Coarse Silt 4 to 5 (62.5-31.0)	Medium Silt 5 to 6 (31.0-15.6)	Fine Silt 6 to 7 (15.6-7.8)	Very Fine Silt 7 to 8 (7.8-3.9)	Clay			Total Fines <4 (<62)
											8 to 9 (3.9-2.0)	9 to 10 (2.0-1.0)	< 10	
Phi Size	> -1	-1 to 0	0 to 1	1 to 2	2 to 3	3 to 4	4 to 5	5 to 6	6 to 7	7 to 8	8 to 9	9 to 10	< 10	<4
Sieve Size (microns)	> #10 (2000)	10 to 18 (2000-1000)	18-35 (1000-500)	35-60 (500-250)	60-120 (250-125)	120-230 (125-62)	62.5-31.0	31.0-15.6	15.6-7.8	7.8-3.9	3.9-2.0	2.0-1.0	<1.0	<230 (<62)
3SED12-A	0.3	0.3	0.5	1.2	7.7	32.7	25.6	13.1	8.1	3.4	2.0	2.1	3.1	57.3
	0.2	0.3	0.6	1.2	7.1	34.1	26.4	13.5	7.1	3.0	1.9	2.0	2.9	56.6
	0.2	0.4	0.6	0.8	6.5	33.5	26.1	13.1	8.4	3.1	2.2	2.0	3.1	58.0
3SED8-A	13.4	7.0	11.7	18.5	6.9	1.6	3.0	8.0	9.8	8.2	4.4	2.7	4.8	40.9
3SED8-B	0.4	0.2	0.3	0.3	0.3	0.5	5.1	27.0	28.8	16.4	5.8	4.8	10.0	98.0
3SED8-C	2.2	3.1	6.9	9.1	3.7	1.2	4.5	17.2	20.8	12.6	5.6	4.7	8.5	73.9
3SED5-A	39.1	10.1	16.8	18.2	7.3	1.8	3.1	0.9	0.8	0.5	0.5	0.3	0.6	6.8
3SED5-B	22.0	5.8	6.2	9.2	5.2	6.5	19.0	10.4	5.7	3.2	1.8	1.7	3.5	45.1
3SED5-C	6.1	3.1	5.4	11.3	8.5	10.3	22.0	13.1	7.3	4.1	2.3	2.1	4.3	55.2
3SED10-A	50.1	7.0	14.8	16.6	6.3	1.1	1.7	0.5	0.6	0.5	0.4	0.2	0.3	4.2
3SED10-B	2.2	2.5	2.5	3.0	3.9	6.9	16.4	21.6	14.5	10.2	6.0	3.3	6.9	79.0
3SED10-C	14.0	5.9	3.2	6.1	6.0	6.3	13.5	14.6	10.1	6.9	4.1	3.3	6.0	58.5

Notes to the Testing:

1. Organic matter was not removed prior to testing, thus the reported values are the "apparent" grain size distribution. See narrative for discussion of the testing.

QA SUMMARY

Client:	Environmental Science Corp.	Client Project No.:	JELD-WEN NORD DOOR
ARI Trip, Sample ID:	PB35 O	Client Project Name:	0
Client Trip, Sample ID:	3SED12-A	Batch No.:	PB63-1
		Page:	1 of 1

Sample ID	Relative Standard Deviation, By Phi Size												
	-3	-2	-1	0	1	2	3	4	5	6	7	8	9
100.0	99.8	99.7	99.4	98.9	97.7	90.0	57.3	31.8	18.7	10.6	7.2	5.2	3.1
3SED12-A	100.0	99.8	99.6	99.0	97.8	90.7	56.6	30.3	16.8	9.7	6.7	4.9	2.9
100.0	99.9	99.8	99.4	98.8	98.0	91.5	58.0	31.9	18.8	10.4	7.3	5.1	3.1
AVE	99.90	99.78	99.43	98.88	97.81	90.74	57.33	31.30	18.07	10.23	7.09	5.06	3.02
STDEV	NA	0.09	0.07	0.11	0.08	0.16	0.68	0.88	1.14	0.48	0.31	0.18	0.11
%RSD	NA	0.09	0.07	0.11	0.08	0.16	1.18	2.82	6.29	4.71	4.44	3.58	3.69

The Triplicate Applies To The Following Samples

Client ID	Date Sampled	Date Extracted	Date Complete	QA Ratio (95-105)	Data Qualifiers	Pipette Portion (5.0-25.0g)
3SED12-A	6/3/2009	6/15/2009	6/19/2009	104.4		22.4
	6/3/2009	6/15/2009	6/19/2009	95.9		21.9
	6/3/2009	6/15/2009	6/19/2009	102.7		22.2
3SED8-A	6/5/2009	6/15/2009	6/23/2009	101.0		15.9
3SED8-B	6/5/2009	6/15/2009	6/23/2009	101.2		14.5
3SED8-C	6/5/2009	6/15/2009	6/23/2009	100.1		19.2
3SED5-A	6/5/2009	6/15/2009	6/23/2009	102.1		8.7
3SED5-B	6/5/2009	6/16/2009	6/23/2009	98.0		18.3
3SED5-C	6/5/2009	6/16/2009	6/23/2009	102.3		21.1
3SED10-A	6/5/2009	6/16/2009	6/23/2009	101.3		5.9
3SED10-B	6/5/2009	6/16/2009	6/23/2009	103.7		14.5
3SED10-C	6/5/2009	6/16/2009	6/23/2009	100.0		20.7

* ARI Internal QA limits = 95-105%

Notes to the Testing:

1. Organic matter was not removed prior to testing, thus the reported values are the "apparent" grain size distribution. See narrative for discussion of the testing.

TOTAL SOLIDS

Extractions Total Solids-exttts
Data By: Alex Choeng
Created: 6/ 8/09

Worklist: 373
Analyst: RVR
Comments:

	ARI ID CLIENT ID	Tare Wt (g)	Wet Wt (g)	Dry Wt (g)	% Solids	pH
1.	PB63A 09-12942 3SED8-A	1.19	12.74	8.26	61.2	NR
2.	PB63B 09-12943 3SED8-B	1.18	12.27	5.46	38.6	NR
3.	PB63C 09-12944 3SED8-C	1.16	12.36	6.64	48.9	NR
4.	PB63D 09-12945 3SED5-A	1.16	14.06	11.87	83.0	NR
5.	PB63E 09-12946 3SED5-B	1.18	12.19	8.33	64.9	NR
6.	PB63F 09-12947 3SED5-C	1.18	12.35	8.37	64.4	NR
7.	PB63G 09-12948 3SED10-A	1.17	12.46	10.78	85.1	NR
8.	PB63H 09-12949 3SED10-B	1.18	12.15	6.93	52.4	NR
9.	PB63I 09-12950 3SED10-C	1.15	13.92	8.85	60.3	NR

Solids Data Entry Report
Date: 06/11/09

Checked by: JKM Date: 6/11/09
Data Analyst: MH

Solids Determination performed on 06/10/09 by DM

JOB	SAMPLE	CLIENTID	TAREWEIGHT	SAMPDISH	DRYWEIGHT	SOLIDS
PB63	A	3SED8-A	0.984	10.396	7.018	64.11
PB63	B	3SED8-B	0.958	10.255	4.820	41.54
PB63	C	3SED8-C	0.975	10.885	5.632	46.99
PB63	D	3SED5-A	0.984	10.852	8.756	78.76
PB63	E	3SED5-B	0.970	10.612	7.547	68.21
PB63	F	3SED5-C	0.969	10.761	7.237	64.01
PB63	G	3SED10-A	1.008	10.349	8.856	84.02
PB63	H	3SED10-B	0.958	10.525	6.094	53.68
PB63	I	3SED10-C	0.972	10.967	7.040	60.71

Laboratory Data Package

prepared
for

ENVIROMENTAL SCIENCE CORP.

Project: JELD-WEN NORD DOOR, 008.0228.00017

ARI JOB NO: PB63

prepared
by

Analytical Resources, Inc.

Semivolatile Analysis
QC Summary Data

prepared
for

ENVIROMENTAL SCIENCE CORP.

Project: JELD-WEN NORD DOOR, 008.0228.00017

ARI JOB NO: PB63

prepared
by

Analytical Resources, Inc.

SW8270 SEMIVOLATILES SOIL/SEDIMENT SURROGATE RECOVERY SUMMARY

Matrix: Sediment

QC Report No: PB63-ENVIRONMENTAL SCIENCE CORP.
Project: JELD-WEN NORD DOOR
008.0228.00017

Client ID	NBZ	FBP	TPH	DCB	PHL	2FP	TBP	2CP	TOT	OUT
3SED8-A	57.2%	68.0%	68.4%	50.8%	63.2%	57.1%	76.5%	60.0%	0	
3SED8-B	47.2%	62.4%	58.8%	40.4%	53.6%	47.5%	69.9%	52.5%	0	
3SED8-C	54.8%	66.4%	60.0%	48.0%	60.0%	56.3%	73.9%	58.9%	0	
3SED5-A	64.7%	75.5%	60.2%	55.8%	68.5%	63.5%	71.2%	66.8%	0	
MB-061009	54.8%	58.8%	80.8%	52.4%	59.2%	55.7%	62.1%	55.5%	0	
LCS-061009	55.6%	60.4%	78.4%	54.0%	62.9%	55.5%	68.8%	57.9%	0	
3SED5-B	61.2%	72.4%	70.0%	54.0%	65.6%	63.5%	73.1%	65.1%	0	
3SED5-B MS	58.4%	69.2%	68.0%	54.0%	68.0%	61.3%	72.8%	64.5%	0	
3SED5-B MSD	58.4%	74.4%	75.2%	51.6%	70.1%	60.0%	77.3%	65.6%	0	
3SED5-C	61.6%	78.0%	87.2%	52.4%	62.9%	62.1%	72.5%	63.7%	0	
3SED10-A	60.4%	72.4%	88.0%	56.4%	61.9%	61.6%	67.7%	62.9%	0	
3SED10-A DL	57.5%	67.0%	91.8%	52.2%	61.8%	55.8%	65.8%	57.0%	0	
3SED10-B	53.6%	64.4%	71.2%	48.0%	57.1%	55.5%	69.1%	56.5%	0	
3SED10-C	59.6%	73.6%	72.0%	52.8%	61.6%	58.9%	72.3%	61.9%	0	

	LCS/MB LIMITS	QC LIMITS
(NBZ) = d5-Nitrobenzene	(37-85)	(29-87)
(FBP) = 2-Fluorobiphenyl	(39-82)	(32-88)
(TPH) = d14-p-Terphenyl	(38-105)	(21-97)
(DCB) = d4-1,2-Dichlorobenzene	(33-79)	(25-82)
(PHL) = d5-Phenol	(40-85)	(29-85)
(2FP) = 2-Fluorophenol	(20-93)	(10-114)
(TBP) = 2,4,6-Tribromophenol	(40-96)	(25-103)
(2CP) = d4-2-Chlorophenol	(41-81)	(30-84)

Prep Method: SW3550B
Log Number Range: 09-12942 to 09-12950

ORGANICS ANALYSIS DATA SHEET

PSDDA Semivolatiles by SW8270D GC/MS

Page 1 of 1

Sample ID: 3SED5-B

MS/MSD

Lab Sample ID: PB63E

LIMS ID: 09-12946

Matrix: Sediment

Data Release Authorized: *[Signature]*

Reported: 06/18/09

QC Report No: PB63-ENVIRONMENTAL SCIENCE CORP.

Project: JELD-WEN NORD DOOR

008.0228.00017

Date Sampled: 06/05/09

Date Received: 06/05/09

Date Extracted MS/MSD: 06/10/09

Sample Amount MS: 25.4 g-dry-wt

MSD: 25.5 g-dry-wt

Date Analyzed MS: 06/16/09 16:16

Final Extract Volume MS: 0.5 mL

MSD: 06/16/09 16:49

MSD: 0.5 mL

Instrument/Analyst MS: NT6/LJR

Dilution Factor MS: 1.00

MSD: NT6/LJR

MSD: 1.00

GPC Cleanup: YES

Percent Moisture: 35.1 %


Analyte	Sample	MS	Spike Added-MS	MS Recovery	MSD	Spike Added-MSD	MSD Recovery	RPD
Phenol	< 19.4	315	492	64.0%	325	491	66.2%	3.1%
1,3-Dichlorobenzene	< 19.4	262	492	53.3%	253	491	51.5%	3.5%
1,4-Dichlorobenzene	< 19.4	272	492	55.3%	261	491	53.2%	4.1%
Benzyl Alcohol	< 19.4	543	984	55.2%	577	982	58.8%	6.1%
1,2-Dichlorobenzene	< 19.4	274	492	55.7%	265	491	54.0%	3.3%
2-Methylphenol	< 19.4	338	492	68.7%	345	491	70.3%	2.0%
4-Methylphenol	< 19.4	726	984	73.8%	750	982	76.4%	3.3%
Hexachloroethane	< 19.4	245	492	49.8%	236	491	48.1%	3.7%
2,4-Dimethylphenol	< 19.4	333	492	67.7%	332	491	67.6%	0.3%
Benzoic Acid	< 19.4	1020	1480	68.9%	1130	1470	76.9%	10.2%
1,2,4-Trichlorobenzene	< 19.4	304	492	61.8%	303	491	61.7%	0.3%
Naphthalene	< 19.4	313	492	63.6%	315	491	64.2%	0.6%
Hexachlorobutadiene	< 19.4	312	492	63.4%	319	491	65.0%	2.2%
2-Methylnaphthalene	< 19.4	329	492	66.9%	345	491	70.3%	4.7%
Dimethylphthalate	< 19.4	383	492	77.8%	401	491	81.7%	4.6%
Acenaphthylene	< 19.4	385	492	78.3%	396	491	80.7%	2.8%
Acenaphthene	< 19.4	368	492	74.8%	381	491	77.6%	3.5%
Dibenzofuran	< 19.4	372	492	75.6%	387	491	78.8%	4.0%
Diethylphthalate	42.2	408	492	74.3%	440	491	81.0%	7.5%
Fluorene	< 19.4	387	492	78.7%	393	491	80.0%	1.5%
N-Nitrosodiphenylamine	< 19.4	418	492	85.0%	432	491	88.0%	3.3%
Hexachlorobenzene	< 19.4	397	492	80.7%	413	491	84.1%	4.0%
Pentachlorophenol	< 97.2	482	492	98.0%	496	491	101%	2.9%
Phenanthrene	22.4	626	492	123%	450	491	87.1%	32.7%
Anthracene	< 19.4	398	492	80.9%	403	491	82.1%	1.2%
Di-n-Butylphthalate	14.4	429	492	84.3%	454	491	89.5%	5.7%
Fluoranthene	133	970	492	170%	614	491	98.0%	44.9%
Pyrene	72.5	643	492	116%	456	491	78.1%	34.0%
Butylbenzylphthalate	< 19.4	378	492	76.8%	417	491	84.9%	9.8%
Benzo(a)anthracene	24.1	442	492	84.9%	431	491	82.9%	2.5%
bis(2-Ethylhexyl)phthalate	41.4	398	492	72.5%	446	491	82.4%	11.4%
Chrysene	49.2	547	492	101%	458	491	83.3%	17.7%
Di-n-Octyl phthalate	< 19.4	349	492	70.9%	369	491	75.2%	5.6%
Benzo(b)fluoranthene	29.0	532	492	102%	459	491	87.6%	14.7%
Benzo(k)fluoranthene	29.0	499	492	95.5%	550	491	106%	9.7%
Benzo(a)pyrene	20.0	448	492	87.0%	441	491	85.7%	1.6%
Indeno(1,2,3-cd)pyrene	< 19.4	275	492	55.9%	266	491	54.2%	3.3%
Dibenz(a,h)anthracene	< 19.4	291	492	59.1%	287	491	58.5%	1.4%
Benzo(g,h,i)perylene	9.9	244	492	47.6%	234	491	45.6%	4.2%
1-Methylnaphthalene	< 19.4	361	492	73.4%	374	491	76.2%	3.5%

Results reported in µg/kg

RPD calculated using sample concentrations per SW846.

ORGANICS ANALYSIS DATA SHEET
PSDDA Semivolatiles by SW8270D GC/MS
 Page 1 of 2

Sample ID: LCS-061009
LAB CONTROL

Lab Sample ID: LCS-061009
 LIMS ID: 09-12946
 Matrix: Sediment
 Data Release Authorized: 
 Reported: 06/18/09

QC Report No: PB63-ENVIRONMENTAL SCIENCE CORP.
 Project: JELD-WEN NORD DOOR
 008.0228.00017
 Date Sampled: 06/05/09
 Date Received: 06/05/09

Date Extracted: 06/10/09
 Date Analyzed: 06/16/09 12:59
 Instrument/Analyst: NT6/LJR
 GPC Cleanup: YES

Sample Amount: 25.0 g
 Final Extract Volume: 0.5 mL
 Dilution Factor: 1.00
 Percent Moisture: NA

Analyte	Lab Control	Spike Added	Recovery
Phenol	246	500	49.2%
1,3-Dichlorobenzene	216	500	43.2%
1,4-Dichlorobenzene	217	500	43.4%
Benzyl Alcohol	457	1000	45.7%
1,2-Dichlorobenzene	214	500	42.8%
2-Methylphenol	233	500	46.6%
4-Methylphenol	509	1000	50.9%
Hexachloroethane	213	500	42.6%
2,4-Dimethylphenol	162	500	32.4%
Benzoic Acid	975	1500	65.0%
1,2,4-Trichlorobenzene	223	500	44.6%
Naphthalene	234	500	46.8%
Hexachlorobutadiene	236	500	47.2%
2-Methylnaphthalene	240	500	48.0%
Dimethylphthalate	277	500	55.4%
Acenaphthylene	267	500	53.4%
Acenaphthene	250	500	50.0%
Dibenzofuran	263	500	52.6%
Diethylphthalate	307	500	61.4%
Fluorene	272	500	54.4%
N-Nitrosodiphenylamine	271	500	54.2%
Hexachlorobenzene	295	500	59.0%
Pentachlorophenol	243	500	48.6%
Phenanthrene	302	500	60.4%
Anthracene	279	500	55.8%
Di-n-Butylphthalate	346	500	69.2%
Fluoranthene	331	500	66.2%
Pyrene	322	500	64.4%
Butylbenzylphthalate	330	500	66.0%
Benzo(a)anthracene	312	500	62.4%
bis(2-Ethylhexyl)phthalate	301	500	60.2%
Chrysene	329	500	65.8%
Di-n-Octyl phthalate	282	500	56.4%
Benzo(b)fluoranthene	369	500	73.8%
Benzo(k)fluoranthene	316	500	63.2%
Benzo(a)pyrene	293	500	58.6%
Indeno(1,2,3-cd)pyrene	322	500	64.4%

ORGANICS ANALYSIS DATA SHEET
PSDDA Semivolatiles by SW8270D GC/MS
 Page 2 of 2

Sample ID: LCS-061009
LAB CONTROL

Lab Sample ID: LCS-061009
 LIMS ID: 09-12946
 Matrix: Sediment
 Date Analyzed: 06/16/09 12:59

QC Report No: PB63-ENVIROMENTAL SCIENCE CORP.
 Project: JELD-WEN NORD DOOR
 008.0228.00017

Analyte	Lab Control	Spike Added	Recovery
Dibenz(a,h)anthracene	328	500	65.6%
Benzo(g,h,i)perylene	313	500	62.6%
1-Methylnaphthalene	254	500	50.8%

Semivolatile Surrogate Recovery

d5-Nitrobenzene	55.6%
2-Fluorobiphenyl	60.4%
d14-p-Terphenyl	78.4%
d4-1,2-Dichlorobenzene	54.0%
d5-Phenol	62.9%
2-Fluorophenol	55.5%
2,4,6-Tribromophenol	68.8%
d4-2-Chlorophenol	57.9%

Results reported in µg/kg

4B
SEMIVOLATILE METHOD BLANK SUMMARY

BLANK NO.

PB63MBS1

Lab Name: ANALYTICAL RESOURCES, INC

Client: ESC

ARI Job No: PB63

Project: JELD-WEN NORD DOOR

Lab File ID: PB63MB

Date Extracted: 06/10/09

Instrument ID: NT6

Date Analyzed: 06/16/09

Matrix: SOLID

Time Analyzed: 1226

THIS METHOD BLANK APPLIES TO THE FOLLOWING SAMPLES, MS and MSD:

	CLIENT SAMPLE NO.	LAB SAMPLE ID	LAB FILE ID	DATE ANALYZED
	=====	=====	=====	=====
01	PB63LCSS1	PB63LCSS1	PB63SB	06/16/09
02	3SED8-A	PB63A	PB63A	06/16/09
03	3SED8-B	PB63B	PB63B	06/16/09
04	3SED8-C	PB63C	PB63C	06/16/09
05	3SED5-A	PB63D	PB63D	06/16/09
06	3SED5-B	PB63E	PB63E	06/16/09
07	3SED5-B MS	PB63EMS	PB63EMS	06/16/09
08	3SED5-B MSD	PB63EMSD	PB63EMD	06/16/09
09	3SED5-C	PB63F	PB63F	06/16/09
10	3SED10-A	PB63G	PB63G	06/16/09
11	3SED10-B	PB63H	PB63H	06/16/09
12	3SED10-C	PB63I	PB63I	06/16/09
13	3SED10-A	PB63G	PB63GDL	06/17/09
14				
15				
16				
17				
18				
19				
20				
21				
22				
23				
24				
25				
26				
27				
28				
29				
30				

COMMENTS:

5B
SEMIVOLATILE ORGANIC INSTRUMENT PERFORMANCE CHECK
DECAFLUOROTRIPHENYLPHOSPHINE (DFTPP)

Lab Name: ANALYTICAL RESOURCES, INC

Client: ESC

Instrument ID: NT6

Project: JELD-WEN NORD DOOR

DFTPP Injection Date: 06/11/09

DFTPP Injection Time: 1027

m/e	ION ABUNDANCE CRITERIA	% RELATIVE ABUNDANCE
51	30.0 - 80.0% of mass 198	57.8
68	Less than 2.0% of mass 69	0.0 (0.0)1
69	Mass 69 relative abundance	65.7
70	Less than 2.0% of mass 69	0.3 (0.5)1
127	25.0 - 75.0% of mass 198	51.9
197	Less than 1.0% of mass 198	0.0
198	Base Peak, 100% relative abundance	100.0
199	5.0 to 9.0% of mass 198	6.0
275	10.0 - 30.0% of mass 198	22.5
365	Greater than 0.75% of mass 198	3.77
441	Present, but less than mass 443	9.1
442	40.0 - 110.0% of mass 198	57.5
443	15.0 - 24.0% of mass 442	12.4 (21.6)2

1-Value is % mass 69

2-Value is % mass 442

THIS CHECK APPLIES TO THE FOLLOWING SAMPLES, MS, MSD, BLANKS, AND STANDARDS:

	CLIENT SAMPLE NO.	LAB SAMPLE ID	LAB FILE ID	DATE ANALYZED	TIME ANALYZED
01	ABN 25	ABN 25	0250611	06/11/09	1027
02	ABN 80	ABN 80	0800611	06/11/09	1104
03	ABN 40	ABN 40	0400611	06/11/09	1210
04	ABN 10	ABN 10	0100611	06/11/09	1315
05	ABN 1	ABN 1	0010611A	06/11/09	1348
06	ABN 5	ABN 5	0050611A	06/11/09	1421
07					
08					
09					
10					
11					
12					
13					
14					
15					
16					
17					
18					
19					
20					
21					
22					

5B
SEMIVOLATILE ORGANIC INSTRUMENT PERFORMANCE CHECK
DECAFLUOROTRIPHENYLPHOSPHINE (DFTPP)

Lab Name: ANALYTICAL RESOURCES, INC

Client: ESC

Instrument ID: NT6

Project: JELD-WEN NORD DOOR

DFTPP Injection Date: 06/16/09

DFTPP Injection Time: 1154

m/e	ION ABUNDANCE CRITERIA	% RELATIVE ABUNDANCE
51	30.0 - 80.0% of mass 198	58.7
68	Less than 2.0% of mass 69	0.0 (0.0)1
69	Mass 69 relative abundance	64.8
70	Less than 2.0% of mass 69	0.2 (0.3)1
127	25.0 - 75.0% of mass 198	52.2
197	Less than 1.0% of mass 198	0.0
198	Base Peak, 100% relative abundance	100.0
199	5.0 to 9.0% of mass 198	6.4
275	10.0 - 30.0% of mass 198	25.3
365	Greater than 0.75% of mass 198	3.69
441	Present, but less than mass 443	9.4
442	40.0 - 110.0% of mass 198	62.2
443	15.0 - 24.0% of mass 442	11.7 (18.8)2

1-Value is % mass 69

2-Value is % mass 442

THIS CHECK APPLIES TO THE FOLLOWING SAMPLES, MS, MSD, BLANKS, AND STANDARDS:

	CLIENT SAMPLE NO.	LAB SAMPLE ID	LAB FILE ID	DATE ANALYZED	TIME ANALYZED
01	ABN CCAL	ABN 25	CC0616	06/16/09	1154
02	PB63MBS1	PB63MBS1	PB63MB	06/16/09	1226
03	PB63LCSS1	PB63LCSS1	PB63SB	06/16/09	1259
04	3SED8-A	PB63A	PB63A	06/16/09	1332
05	3SED8-B	PB63B	PB63B	06/16/09	1405
06	3SED8-C	PB63C	PB63C	06/16/09	1437
07	3SED5-A	PB63D	PB63D	06/16/09	1510
08	3SED5-B	PB63E	PB63E	06/16/09	1543
09	3SED5-B MS	PB63EMS	PB63EMS	06/16/09	1616
10	3SED5-B MSD	PB63EMSD	PB63EMD	06/16/09	1649
11	3SED5-C	PB63F	PB63F	06/16/09	1722
12	3SED10-A	PB63G	PB63G	06/16/09	1755
13	3SED10-B	PB63H	PB63H	06/16/09	1828
14	3SED10-C	PB63I	PB63I	06/16/09	1901
15					
16					
17					
18					
19					
20					
21					
22					

5B
SEMIVOLATILE ORGANIC INSTRUMENT PERFORMANCE CHECK
DECAFLUOROTRIPHENYLPHOSPHINE (DFTPP)

Lab Name: ANALYTICAL RESOURCES, INC

Client: ESC

Instrument ID: NT6

Project: JELD-WEN NORD DOOR

DFTPP Injection Date: 06/17/09

DFTPP Injection Time: 1344

m/e	ION ABUNDANCE CRITERIA	% RELATIVE ABUNDANCE
51	30.0 - 80.0% of mass 198	65.7
68	Less than 2.0% of mass 69	0.5 (0.7)1
69	Mass 69 relative abundance	71.6
70	Less than 2.0% of mass 69	0.0 (0.0)1
127	25.0 - 75.0% of mass 198	58.2
197	Less than 1.0% of mass 198	0.0
198	Base Peak, 100% relative abundance	100.0
199	5.0 to 9.0% of mass 198	7.4
275	10.0 - 30.0% of mass 198	26.1
365	Greater than 0.75% of mass 198	2.82
441	Present, but less than mass 443	9.2
442	40.0 - 110.0% of mass 198	63.9
443	15.0 - 24.0% of mass 442	11.6 (18.1)2

1-Value is % mass 69

2-Value is % mass 442

THIS CHECK APPLIES TO THE FOLLOWING SAMPLES, MS, MSD, BLANKS, AND STANDARDS:

	CLIENT SAMPLE NO.	LAB SAMPLE ID	LAB FILE ID	DATE ANALYZED	TIME ANALYZED
01	ABN CCAL	ABN 25	CC0617	06/17/09	1344
02	3SED10-A	PB63G	PB63GDL	06/17/09	2335
03					
04					
05					
06					
07					
08					
09					
10					
11					
12					
13					
14					
15					
16					
17					
18					
19					
20					
21					
22					

8B
SEMIVOLATILE INTERNAL STANDARD AREA AND RT SUMMARY

Lab Name: ANALYTICAL RESOURCES, INC

Client: ESC

ARI Job No: PB63

Project: JELD-WEN NORD DOOR

Ical Midpoint ID: 0250611

Ical Date: 06/11/09

Instrument ID: NT6

Cont. Cal Date: 06/16/09

	IS1 (DCB) AREA #	RT #	IS2 (NPT) AREA #	RT #	IS3 (ANT) AREA #	RT #
ICAL MIDPT	112389	7.13	384492	9.19	217478	12.03
UPPER LIMIT	224778	7.63	768984	9.69	434956	12.53
LOWER LIMIT	56194	6.63	192246	8.69	108739	11.53
Sample ID						
00 CC0616	105993	6.73	373044	8.80	215201	11.64
01 PB63MBS1	97409	6.73	351858	8.80	197419	11.63
02 PB63LCSS1	96178	6.73	330128	8.80	185433	11.63
03 3SED8-A	101392	6.74	363778	8.80	203429	11.64
04 3SED8-B	94458	6.74	332577	8.80	178995	11.63
05 3SED8-C	103788	6.74	368912	8.80	204436	11.63
06 3SED5-A	107476	6.74	373577	8.80	202932	11.64
07 3SED5-B	98021	6.74	342608	8.80	189465	11.64
08 3SED5-B MS	99634	6.75	343626	8.81	191223	11.65
09 3SED5-B MSD	94634	6.74	328285	8.81	178069	11.65
10 3SED5-C	93100	6.74	318059	8.80	162375	11.64
11 3SED10-A	96391	6.74	341488	8.81	184708	11.64
12 3SED10-B	94233	6.74	329842	8.81	181692	11.64
13 3SED10-C	93310	6.74	324596	8.81	167993	11.64
14						
15						
16						
17						
18						
19						
20						
21						
22						

IS1 = 1,4-Dichlorobenzene-d4
IS2 = Naphthalene-d8
IS3 = Acenaphthene-d10

AREA UPPER LIMIT = +100% of internal standard area from Ical midpoint
AREA LOWER LIMIT = - 50% of internal standard area from Ical midpoint
RT UPPER LIMIT = + 0.50 minutes of internal standard RT from Cont. Cal
RT LOWER LIMIT = - 0.50 minutes of internal standard RT from Cont. Cal

* Values outside of QC limits.

8C
SEMIVOLATILE INTERNAL STANDARD AREA AND RT SUMMARY

Lab Name: ANALYTICAL RESOURCES, INC
ARI Job No: PB63
Ical Midpoint ID: PB63I
Instrument ID: NT6

Client: ESC
Project: JELD-WEN NORD DOOR
Ical Date: 06/11/09
Cont. Cal Date: 06/16/09

	IS4 (PHN) AREA #	RT #	IS5 (CRY) AREA #	RT #	IS6 (PRY) AREA #	RT #
ICAL MIDPT	336594	14.38	247160	18.66	232938	20.78
UPPER LIMIT	673188	14.88	494320	19.16	465876	21.28
LOWER LIMIT	168297	13.88	123580	18.16	116469	20.28
Sample ID						
00 CC0616	347222	13.96	286167	18.21	253361	20.32
01 PB63MBS1	312850	13.96	252536	18.20	223186	20.32
02 PB63LCSS1	285770	13.96	232231	18.20	241624	20.32
03 3SED8-A	301640	13.96	266431	18.21	234696	20.34
04 3SED8-B	270182	13.96	291939	18.21	309474	20.34
05 3SED8-C	301339	13.96	316017	18.22	321029	20.35
06 3SED5-A	299110	13.96	399704	18.23	379169	20.38
07 3SED5-B	275469	13.97	301735	18.22	279121	20.35
08 3SED5-B MS	282035	13.97	304091	18.23	257299	20.36
09 3SED5-B MSD	257935	13.97	276773	18.23	217299	20.36
10 3SED5-C	239738	13.97	213594	18.22	149040	20.35
11 3SED10-A	260586	13.97	222993	18.22	142753	20.34
12 3SED10-B	261456	13.97	265485	18.22	205311	20.35
13 3SED10-C	260789	13.97	280020	18.24	210337	20.37
14						
15						
16						
17						
18						
19						
20						
21						
22						

IS4 = Phenanthrene-d10
IS5 = Chrysene-d12
IS6 = Perylene-d12

AREA UPPER LIMIT = +100% of internal standard area from Ical midpoint
AREA LOWER LIMIT = - 50% of internal standard area from Ical midpoint
RT UPPER LIMIT = + 0.50 minutes of internal standard RT from Cont. Cal
RT LOWER LIMIT = - 0.50 minutes of internal standard RT from Cont. Cal

* Values outside of QC limits.

8C
SEMIVOLATILE INTERNAL STANDARD AREA AND RT SUMMARY

Lab Name: ANALYTICAL RESOURCES, INC

Client: ESC

ARI Job No: PB63

Project: JELD-WEN NORD DOOR

Ical Midpoint ID: PB63I

Ical Date: 06/11/09

Instrument ID: NT6

Cont. Cal Date: 06/16/09

	IS7 AREA #	RT #	AREA #	RT #	AREA #	RT #
=====	=====	=====	=====	=====	=====	=====
ICAL MIDPT	347036	19.89				
UPPER LIMIT	694072	20.39				
LOWER LIMIT	173518	19.39				
=====	=====	=====	=====	=====	=====	=====
Sample ID						
=====	=====	=====	=====	=====	=====	=====
00 CC0616	401133	19.49				
01 PB63MBS1	350781	19.48				
02 PB63LCSS1	331444	19.48				
03 3SED8-A	365553	19.49				
04 3SED8-B	427047	19.49				
05 3SED8-C	457767	19.50				
06 3SED5-A	590531	19.52				
07 3SED5-B	455967	19.50				
08 3SED5-B MS	455943	19.51				
09 3SED5-B MSD	411532	19.50				
10 3SED5-C	314993	19.50				
11 3SED10-A	318436	19.50				
12 3SED10-B	391772	19.50				
13 3SED10-C	399247	19.52				
14						
15						
16						
17						
18						
19						
20						
21						
22						

IS7 = Di-n-octylphthalate-d4

AREA UPPER LIMIT = +100% of internal standard area from Ical midpoint
 AREA LOWER LIMIT = - 50% of internal standard area from Ical midpoint
 RT UPPER LIMIT = + 0.50 minutes of internal standard RT from Cont. Cal
 RT LOWER LIMIT = - 0.50 minutes of internal standard RT from Cont. Cal

* Values outside of QC limits.

8B
SEMIVOLATILE INTERNAL STANDARD AREA AND RT SUMMARY

Lab Name: ANALYTICAL RESOURCES, INC
ARI Job No: PB63
Ical Midpoint ID: 0250611
Instrument ID: NT6

Client: ESC
Project: JELD-WEN NORD DOOR
Ical Date: 06/11/09
Cont. Cal Date: 06/17/09

	IS1 (DCB) AREA #	RT #	IS2 (NPT) AREA #	RT #	IS3 (ANT) AREA #	RT #
=====	=====	=====	=====	=====	=====	=====
ICAL MIDPT	112389	7.13	384492	9.19	217478	12.03
UPPER LIMIT	224778	7.63	768984	9.69	434956	12.53
LOWER LIMIT	56194	6.63	192246	8.69	108739	11.53
=====	=====	=====	=====	=====	=====	=====
Sample ID						
=====	=====	=====	=====	=====	=====	=====
00 CC0617	77513	6.57	261230	8.65	142476	11.47
01 3SED10-A	89062	6.57	321032	8.64	181931	11.46
02						
03						
04						
05						
06						
07						
08						
09						
10						
11						
12						
13						
14						
15						
16						
17						
18						
19						
20						
21						
22						

IS1 = 1,4-Dichlorobenzene-d4
IS2 = Naphthalene-d8
IS3 = Acenaphthene-d10

AREA UPPER LIMIT = +100% of internal standard area from Ical midpoint
AREA LOWER LIMIT = - 50% of internal standard area from Ical midpoint
RT UPPER LIMIT = + 0.50 minutes of internal standard RT from Cont. Cal
RT LOWER LIMIT = - 0.50 minutes of internal standard RT from Cont. Cal

* Values outside of QC limits.

8C
SEMIVOLATILE INTERNAL STANDARD AREA AND RT SUMMARY

Lab Name: ANALYTICAL RESOURCES, INC
ARI Job No: PB63
Ical Midpoint ID: PB63GDL
Instrument ID: NT6

Client: ESC
Project: JELD-WEN NORD DOOR
Ical Date: 06/11/09
Cont. Cal Date: 06/17/09

	IS4 (PHN) AREA #	RT #	IS5 (CRY) AREA #	RT #	IS6 (PRY) AREA #	RT #
=====	=====	=====	=====	=====	=====	=====
ICAL MIDPT	336594	14.38	247160	18.66	232938	20.78
UPPER LIMIT	673188	14.88	494320	19.16	465876	21.28
LOWER LIMIT	168297	13.88	123580	18.16	116469	20.28
=====	=====	=====	=====	=====	=====	=====
Sample ID						
=====	=====	=====	=====	=====	=====	=====
00 CC0617	216552	13.79	155383	18.02	155728	20.12
01 3SED10-A	267818	13.78	155337	18.01	123945	20.12
02						
03						
04						
05						
06						
07						
08						
09						
10						
11						
12						
13						
14						
15						
16						
17						
18						
19						
20						
21						
22						

IS4 = Phenanthrene-d10
IS5 = Chrysene-d12
IS6 = Perylene-d12

AREA UPPER LIMIT = +100% of internal standard area from Ical midpoint
AREA LOWER LIMIT = - 50% of internal standard area from Ical midpoint
RT UPPER LIMIT = + 0.50 minutes of internal standard RT from Cont. Cal
RT LOWER LIMIT = - 0.50 minutes of internal standard RT from Cont. Cal

* Values outside of QC limits.

8C
SEMIVOLATILE INTERNAL STANDARD AREA AND RT SUMMARY

Lab Name: ANALYTICAL RESOURCES, INC
ARI Job No: PB63
Ical Midpoint ID: PB63GDL
Instrument ID: NT6

Client: ESC
Project: JELD-WEN NORD DOOR
Ical Date: 06/11/09
Cont. Cal Date: 06/17/09

	IS7 AREA #	RT #	AREA #	RT #	AREA #	RT #
=====	=====	=====	=====	=====	=====	=====
ICAL MIDPT	347036	19.89				
UPPER LIMIT	694072	20.39				
LOWER LIMIT	173518	19.39				
=====	=====	=====	=====	=====	=====	=====
Sample ID						
=====	=====	=====	=====	=====	=====	=====
00 CC0617	216672	19.31				
01 3SED10-A	206460	19.31				
02						
03						
04						
05						
06						
07						
08						
09						
10						
11						
12						
13						
14						
15						
16						
17						
18						
19						
20						
21						
22						

IS7 = Di-n-octylphthalate-d4

AREA UPPER LIMIT = +100% of internal standard area from Ical midpoint
 AREA LOWER LIMIT = - 50% of internal standard area from Ical midpoint
 RT UPPER LIMIT = + 0.50 minutes of internal standard RT from Cont. Cal
 RT LOWER LIMIT = - 0.50 minutes of internal standard RT from Cont. Cal

* Values outside of QC limits.

Semivolatile Analysis
Sample Data

prepared
for

ENVIROMENTAL SCIENCE CORP.

Project: JELD-WEN NORD DOOR, 008.0228.00017

ARI JOB NO: PB63

prepared
by

Analytical Resources, Inc.

ORGANICS ANALYSIS DATA SHEET

PSDDA Semivolatiles by SW8270D GC/MS

Page 1 of 2

Sample ID: 3SED8-A
SAMPLE

Lab Sample ID: PB63A

LIMS ID: 09-12942

Matrix: Sediment

Data Release Authorized: *[Signature]*

Reported: 06/18/09

QC Report No: PB63-ENVIRONMENTAL SCIENCE CORP.

Project: JELD-WEN NORD DOOR

008.0228.00017

Date Sampled: 06/05/09

Date Received: 06/05/09

Date Extracted: 06/10/09

Date Analyzed: 06/16/09 13:32

Instrument/Analyst: NT6/LJR

GPC Cleanup: Yes

Sample Amount: 25.2 g-dry-wt

Final Extract Volume: 0.5 mL

Dilution Factor: 1.00

Percent Moisture: 38.8%

CAS Number	Analyte	RL	Result
108-95-2	Phenol	20	< 20 U
541-73-1	1,3-Dichlorobenzene	20	< 20 U
106-46-7	1,4-Dichlorobenzene	20	< 20 U
100-51-6	Benzyl Alcohol	20	< 20 U
95-50-1	1,2-Dichlorobenzene	20	< 20 U
95-48-7	2-Methylphenol	20	< 20 U
106-44-5	4-Methylphenol	20	< 20 U
67-72-1	Hexachloroethane	20	< 20 U
105-67-9	2,4-Dimethylphenol	20	< 20 U
65-85-0	Benzoic Acid	200	< 200 U
120-82-1	1,2,4-Trichlorobenzene	20	< 20 U
91-20-3	Naphthalene	20	26
87-68-3	Hexachlorobutadiene	20	< 20 U
91-57-6	2-Methylnaphthalene	20	15 J
131-11-3	Dimethylphthalate	20	< 20 U
208-96-8	Acenaphthylene	20	< 20 U
83-32-9	Acenaphthene	20	21
132-64-9	Dibenzofuran	20	21
84-66-2	Diethylphthalate	20	< 20 U
86-73-7	Fluorene	20	37
86-30-6	N-Nitrosodiphenylamine	20	< 20 U
118-74-1	Hexachlorobenzene	20	< 20 U
87-86-5	Pentachlorophenol	99	48 J
85-01-8	Phenanthrene	20	250
120-12-7	Anthracene	20	180
84-74-2	Di-n-Butylphthalate	20	35
206-44-0	Fluoranthene	20	500
129-00-0	Pyrene	20	420
85-68-7	Butylbenzylphthalate	20	< 20 U
56-55-3	Benzo (a) anthracene	20	240
117-81-7	bis (2-Ethylhexyl) phthalate	20	150
218-01-9	Chrysene	20	460
117-84-0	Di-n-Octyl phthalate	20	< 20 U
205-99-2	Benzo (b) fluoranthene	20	310
207-08-9	Benzo (k) fluoranthene	20	310
50-32-8	Benzo (a) pyrene	20	320
193-39-5	Indeno (1,2,3-cd) pyrene	20	130

ORGANICS ANALYSIS DATA SHEET
PSDDA Semivolatiles by SW8270D GC/MS
 Page 2 of 2

Sample ID: 3SED8-A
SAMPLE

Lab Sample ID: PB63A
 LIMS ID: 09-12942
 Matrix: Sediment
 Date Analyzed: 06/16/09 13:32

QC Report No: PB63-ENVIROMENTAL SCIENCE CORP.
 Project: JELD-WEN NORD DOOR
 008.0228.00017

CAS Number	Analyte	RL	Result
53-70-3	Dibenz(a,h)anthracene	20	53
191-24-2	Benzo(g,h,i)perylene	20	140
90-12-0	1-Methylnaphthalene	20	< 20 U

Reported in µg/kg (ppb)

Semivolatile Surrogate Recovery

d5-Nitrobenzene	57.2%	2-Fluorobiphenyl	68.0%
d14-p-Terphenyl	68.4%	d4-1,2-Dichlorobenzene	50.8%
d5-Phenol	63.2%	2-Fluorophenol	57.1%
2,4,6-Tribromophenol	76.5%	d4-2-Chlorophenol	60.0%

Analytical Resources, Inc.

Semivolatiles Report SW846 Method 8270D

Data file : /chem1/nt6.i/20090616.b/pb63a.d
 Lab Smp Id: PB63A Client Smp ID: 3SED8-A
 Inj Date : 16-JUN-2009 13:32
 Operator : LJR/VTS Inst ID: nt6.i
 Smp Info : PB63A
 Misc Info : 09-12942
 Comment : 1ul Injection
 Method : /chem1/nt6.i/20090616.b/SW846.m
 Meth Date : 17-Jun-2009 11:06 jeff Quant Type: ISTD
 Cal Date : 11-JUN-2009 14:21 Cal File: 0050611a.d
 Als bottle: 4
 Dil Factor: 1.00000
 Integrator: HP RTE Compound Sublist: PSDDA.sub
 Target Version: 3.50

LJR
6/17/09

Concentration Formula: Amt * DF * Vt / (Ws * (100 - M) / 100) * CpndVariable

Name	Value	Description
DF	1.00000	Dilution Factor
Vt	500.00000	Volume of final extract (uL)
Ws	41.10000	Weight of sample extracted (g)
M	38.80000	% Moisture

Cpnd Variable

Local Compound Variable

Compounds	QUANT SIG	RT	EXP RT	REL RT	RESPONSE	CONCENTRATIONS	
						ON-COLUMN (ug/mL)	FINAL (ug/kg)
\$ 1 2-Fluorophenol	112	4.681	4.638	(0.694)	179245	21.4430	426.2
\$ 2 Phenol-d5	99	6.502	6.428	(0.964)	265578	23.6590	470.3
3 Phenol	94	Compound Not Detected.					
\$ 5 2-Chlorophenol-d4	132	6.454	6.438	(0.957)	154222	22.5462	448.2
4 Bis(2-Chloroethyl) ether	93	Compound Not Detected.					
6 2-Chlorophenol	128	Compound Not Detected.					
7 1,3-Dichlorobenzene	146	Compound Not Detected.					
* 8 1,4-Dichlorobenzene-d4	152	6.743	6.732	(1.000)	101392	20.0000	
9 1,4-Dichlorobenzene	146	Compound Not Detected.					
\$ 10 1,2-Dichlorobenzene-d4	152	7.042	7.036	(1.044)	63955	12.6673	251.8
12 1,2-Dichlorobenzene	146	Compound Not Detected.					
11 Benzyl alcohol	108	Compound Not Detected.					
14 2,2'-oxybis(1-Chloropropane)	45	Compound Not Detected.					
13 2-Methylphenol	108	Compound Not Detected.					
17 Hexachloroethane	117	Compound Not Detected.					

Compounds	QUANT SIG MASS	RT	EXP RT	REL RT	RESPONSE	CONCENTRATIONS	
						ON-COLUMN (ug/mL)	FINAL (ug/kg)
16 N-Nitroso-di-n-propylamine	70				Compound Not Detected.		
15 4-Methylphenol	108				Compound Not Detected.		
\$ 18 Nitrobenzene-d5	82	7.699	7.704	(0.874)	159527	14.2789	283.8
19 Nitrobenzene	77				Compound Not Detected.		
20 Isophorone	82				Compound Not Detected.		
21 2-Nitrophenol	139				Compound Not Detected.		
22 2,4-Dimethylphenol	107				Compound Not Detected.		
23 Bis(2-Chloroethoxy)methane	93				Compound Not Detected.		
24 Benzoic acid	105				Compound Not Detected.		
25 2,4-Dichlorophenol	162				Compound Not Detected.		
26 1,2,4-Trichlorobenzene	180				Compound Not Detected.		
* 27 Naphthalene-d8	136	8.804	8.804	(1.000)	363778	20.0000	
28 Naphthalene	128	8.831	8.836	(1.003)	28158	1.30207	25.88
29 4-Chloroaniline	127				Compound Not Detected.		
30 Hexachlorobutadiene	225				Compound Not Detected.		
31 4-Chloro-3-methylphenol	107				Compound Not Detected.		
32 2-Methylnaphthalene	141	9.958	9.958	(1.131)	9065	0.76950 LAL	15.30
33 Hexachlorocyclopentadiene	237				Compound Not Detected.		
34 2,4,6-Trichlorophenol	196				Compound Not Detected.		
35 2,4,5-Trichlorophenol	196				Compound Not Detected.		
\$ 36 2-Fluorobiphenyl	172	10.620	10.626	(0.913)	257486	17.0405	338.7
37 2-Chloronaphthalene	162				Compound Not Detected.		
38 2-Nitroaniline	65				Compound Not Detected.		
39 Dimethylphthalate	163				Compound Not Detected.		
40 Acenaphthylene	152				Compound Not Detected.		
41 2,6-Dinitrotoluene	165				Compound Not Detected.		
* 42 Acenaphthene-d10	164	11.635	11.635	(1.000)	203429	20.0000	
43 3-Nitroaniline	138				Compound Not Detected.		
44 Acenaphthene	153	11.683	11.683	(1.004)	13438	1.05311	20.93
45 2,4-Dinitrophenol	184				Compound Not Detected.		
46 Dibenzofuran	168	11.945	11.950	(1.027)	19164	1.03942	20.66
47 4-Nitrophenol	109				Compound Not Detected.		
48 2,4-Dinitrotoluene	165				Compound Not Detected.		
50 Diethylphthalate	149	12.527	12.543	(1.077)	7685	0.56890 LAL	11.31
49 Fluorene	166	12.490	12.495	(1.073)	28073	1.86148	37.00
51 4-Chlorophenyl-phenylether	204				Compound Not Detected.		
52 4-Nitroaniline	138				Compound Not Detected.		
53 4,6-Dinitro-2-methylphenol	198				Compound Not Detected.		
54 N-Nitrosodiphenylamine	169				Compound Not Detected.		
\$ 55 2,4,6-Tribromophenol	330	12.917	12.917	(1.110)	55664	28.6974	570.5
56 4-Bromophenyl-phenylether	248				Compound Not Detected.		
57 Hexachlorobenzene	284				Compound Not Detected.		
58 Pentachlorophenol	266	13.820	13.825	(0.990)	4327	2.42001 LAL	48.11
* 59 Phenanthrene-d10	188	13.959	13.964	(1.000)	301640	20.0000	
60 Phenanthrene	178	13.996	14.001	(1.003)	243370	12.7114	252.7
61 Anthracene	178	14.065	14.071	(1.008)	178916	9.21974	183.2
62 Carbazole	167	14.381	14.386	(1.030)	49116	3.07932	61.21

Compounds	QUANT SIG		CONCENTRATIONS					
	MASS	RT	EXP RT	REL RT	RESPONSE	ON-COLUMN (ug/mL)	FINAL (ug/kg)	
63 Di-n-butylphthalate	149	15.171	15.165	(1.087)	33459	1.75331	34.85	
64 Fluoranthene	202	15.908	15.903	(1.140)	491303	25.1348	499.6	
65 Pyrene	202	16.239	16.239	(0.892)	461190	20.8946	415.3	
\$ 66 Terphenyl-d14	244	16.613	16.613	(0.912)	243668	17.1231	340.4	
67 Butylbenzylphthalate	149	Compound Not Detected.						
68 Benzo(a)anthracene	228	18.189	18.183	(0.999)	235926	11.9975	238.5	
* 69 Chrysene-d12	240	18.210	18.210	(1.000)	266431	20.0000		
70 3,3'-Dichlorobenzidine	252	Compound Not Detected.						
71 Chrysene	228	18.253	18.247	(1.002)	437710	23.2467	462.1	
72 bis(2-Ethylhexyl)phthalate	149	18.563	18.557	(0.952)	87541	7.72126	153.5	
* 134 Di-n-octylphthalate-d4	153	19.492	19.486	(1.000)	365553	20.0000		
73 Di-n-octylphthalate	149	Compound Not Detected.						
74 Benzo(b)fluoranthene	252	19.834	19.812	(0.975)	537511	31.6045	628.2 15.594	
75 Benzo(k)fluoranthene	252	19.834	19.844	(0.975)	537506	30.7699	611.7 15.594	
76 Benzo(a)pyrene	252	20.256	20.245	(0.996)	245070	15.9181	316.4	
* 77 Perylene-d12	264	20.336	20.325	(1.000)	234696	20.0000		
78 Indeno(1,2,3-cd)pyrene	276	21.676	21.660	(1.066)	136642	6.65782	132.3	
79 Dibenzo(a,h)anthracene	278	21.703	21.698	(1.067)	41582	2.66868	53.05 (M)	
80 Benzo(g,h,i)perylene	276	21.965	21.954	(1.080)	126758	7.06699	140.5	
90 N-Nitrosodimethylamine	74	Compound Not Detected.						
91 Aniline	93	Compound Not Detected.						
93 Benzidine	184	Compound Not Detected.						
103 Pyridine	79	Compound Not Detected.						
105 1-methylnaphthalene	141	Compound Not Detected.						
111 Azobenzene (1,2-DP-Hydrazine)	77	Compound Not Detected.						

QC Flag Legend

M - Compound response manually integrated.

Analytical Resources, Inc.

INTERNAL STANDARD COMPOUNDS
 AREA AND RT SUMMARY

Instrument ID: nt6.i
 Lab File ID: pb63a.d
 Lab Smp Id: PB63A
 Analysis Type: SV
 Quant Type: ISTD
 Operator: LJR/VTS
 Method File: /chem1/nt6.i/20090616.b/SW846.m
 Misc Info: 09-12942

Calibration Date: 16-JUN-2009
 Calibration Time: 11:54
 Client Smp ID: 3SED8-A
 Level: LOW
 Sample Type: Sediment

Test Mode:
 Use Initial Calibration Level 4.

COMPOUND	STANDARD	AREA LIMIT		SAMPLE	%DIFF
		LOWER	UPPER		
8 1,4-Dichlorobenze	112389	56194	224778	101392	-9.78
27 Naphthalene-d8	384492	192246	768984	363778	-5.39
42 Acenaphthene-d10	217478	108739	434956	203429	-6.46
59 Phenanthrene-d10	336594	168297	673188	301640	-10.38
69 Chrysene-d12	247160	123580	494320	266431	7.80
134 Di-n-octylphthala	347036	173518	694072	365553	5.34
77 Perylene-d12	232938	116469	465876	234696	0.75

COMPOUND	STANDARD	RT LIMIT		SAMPLE	%DIFF
		LOWER	UPPER		
8 1,4-Dichlorobenze	6.73	6.23	7.23	6.74	0.16
27 Naphthalene-d8	8.80	8.30	9.30	8.80	0.00
42 Acenaphthene-d10	11.64	11.14	12.14	11.64	0.00
59 Phenanthrene-d10	13.96	13.46	14.46	13.96	-0.04
69 Chrysene-d12	18.21	17.71	18.71	18.21	0.00
134 Di-n-octylphthala	19.49	18.99	19.99	19.49	0.03
77 Perylene-d12	20.32	19.82	20.82	20.34	0.05

AREA UPPER LIMIT = +100% of internal standard area.
 AREA LOWER LIMIT = - 50% of internal standard area.
 RT UPPER LIMIT = + 0.50 minutes of internal standard RT.
 RT LOWER LIMIT = - 0.50 minutes of internal standard RT.

Analytical Resources, Inc.

RECOVERY REPORT

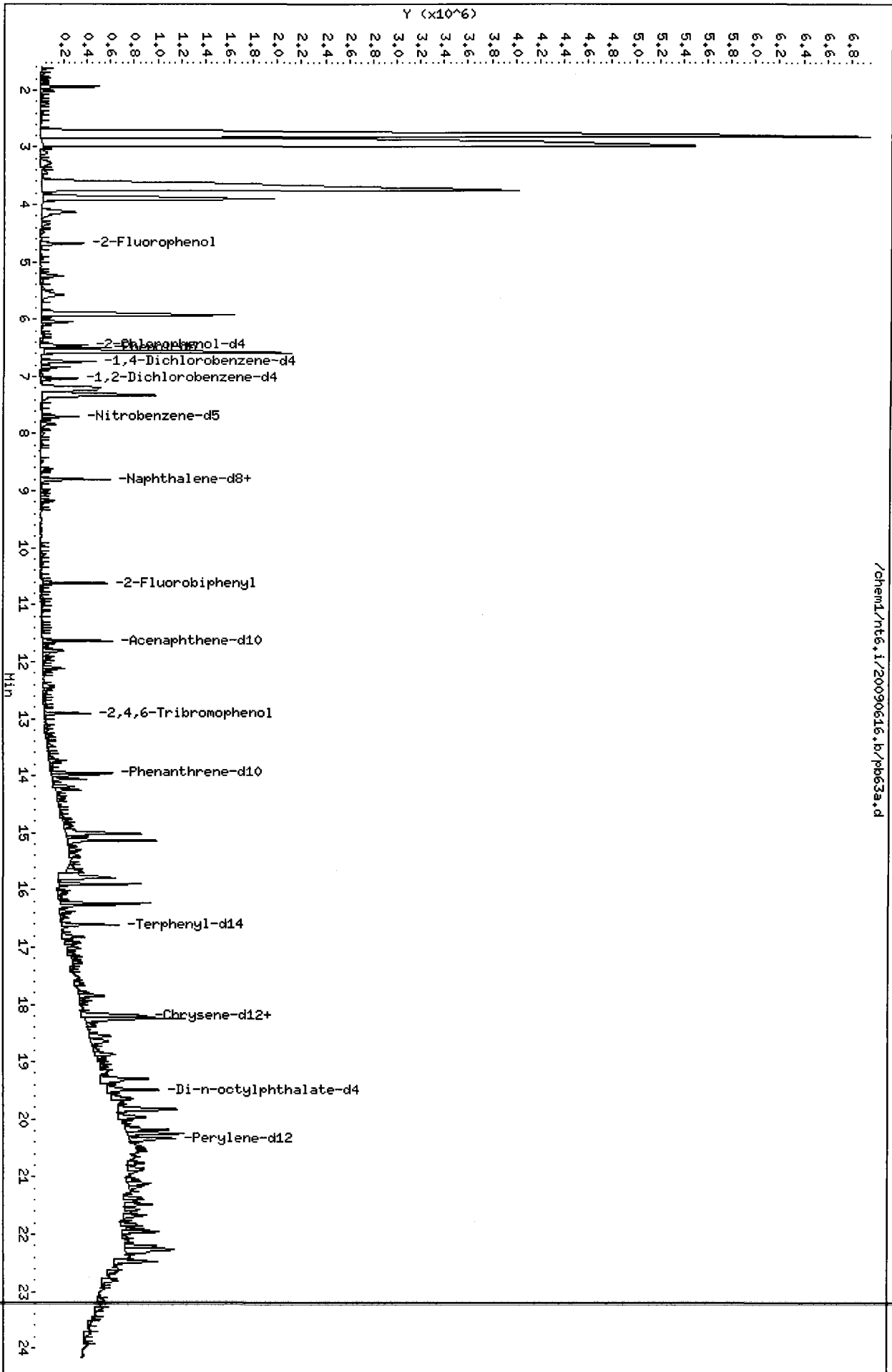
Client Name: ESC Client SDG: PB63
 Sample Matrix: SOLID Fraction: SV
 Lab Smp Id: PB63A Client Smp ID: 3SED8-A
 Level: LOW Operator: LJR/VTS
 Data Type: MS DATA SampleType: SAMPLE
 SpikeList File: PSDDALCS.spk Quant Type: ISTD
 Sublist File: PSDDA.sub
 Method File: /chem1/nt6.i/20090616.b/SW846.m
 Misc Info: 09-12942

SURROGATE COMPOUND	CONC ADDED ug/kg	CONC RECOVERED ug/kg	% RECOVERED	LIMITS
\$ 1 2-Fluorophenol	745.4	426.2	57.18	21-100
\$ 2 Phenol-d5	745.4	470.3	63.09	10-100
\$ 5 2-Chlorophenol-d4	745.4	448.2	60.12	30-100
\$ 10 1,2-Dichlorobenzen	497.0	251.8	50.67	24-100
\$ 18 Nitrobenzene-d5	497.0	283.8	57.12	26-100
\$ 36 2-Fluorobiphenyl	497.0	338.7	68.16	32-100
\$ 55 2,4,6-Tribromophen	745.4	570.5	76.53	33-118
\$ 66 Terphenyl-d14	497.0	340.4	68.49	21-97

Data File: /chem1/nt6.i/20090616.b/pb63a.d
Date: 16-JUN-2009 13:32
Client ID: 3SEED8-A
Sample Info: PB63a
Volume Injected (uL): 1.0
Column phase: ZB-5

Instrument: nt6.i
Operator: LJR/VTS
Column diameter: 0.32

/chem1/nt6.i/20090616.b/pb63a.d



Date : 16-JUN-2009 13:32

Client ID: 3SED8-A

Instrument: nt6.i

Sample Info: PB63A

Volume Injected (uL): 1.0

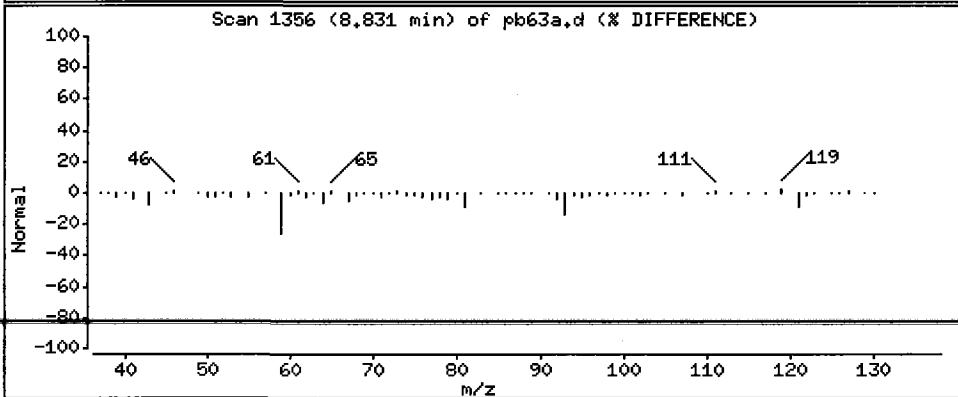
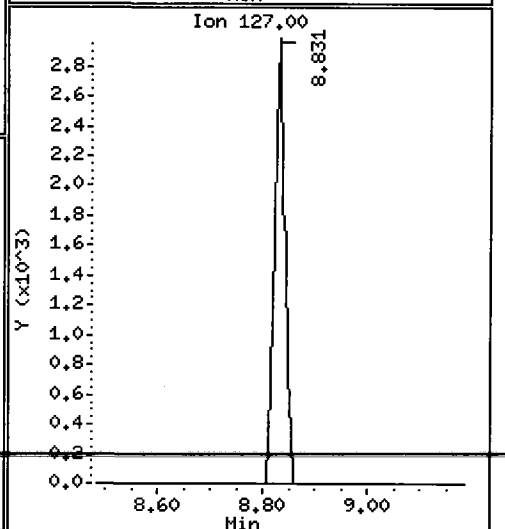
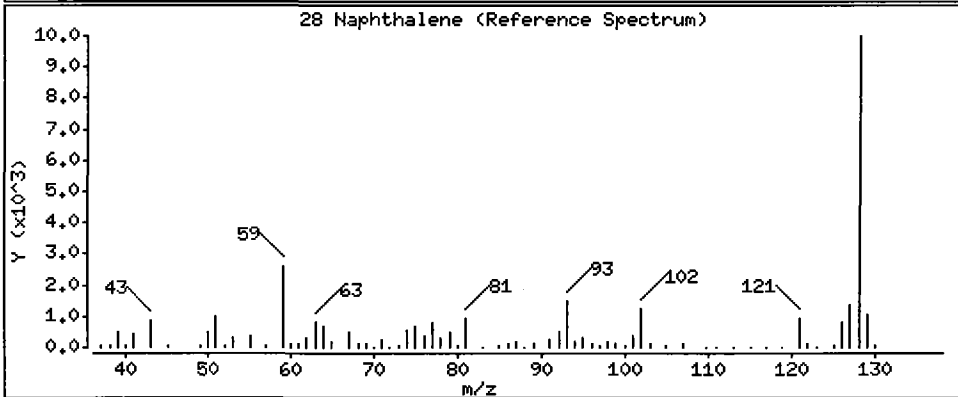
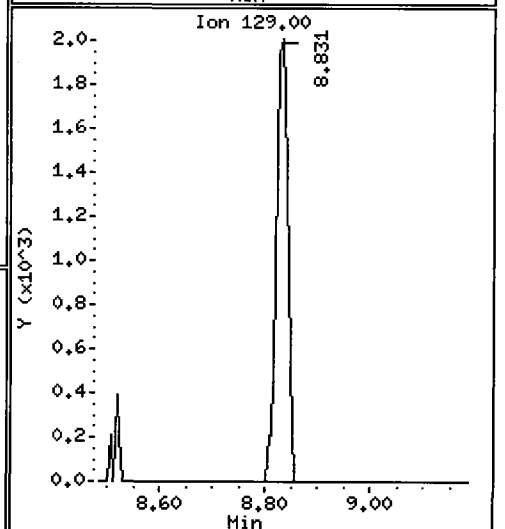
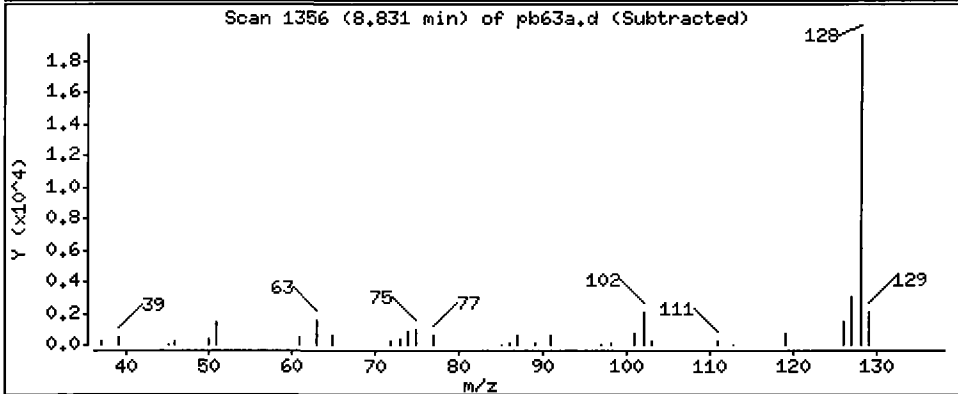
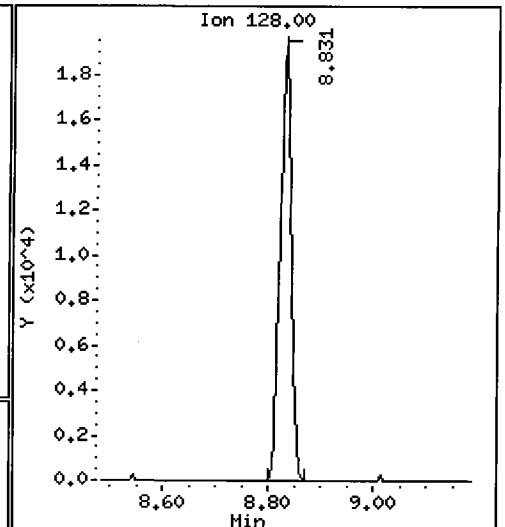
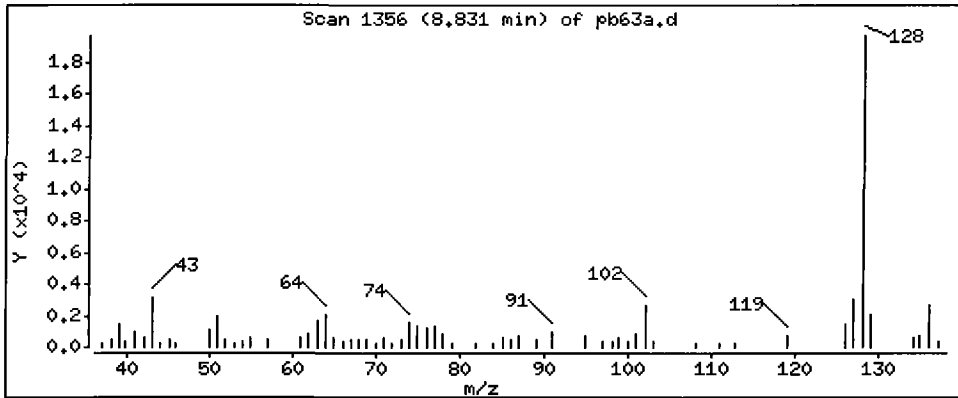
Operator: LJR/VTS

Column phase: ZB-5

Column diameter: 0.32

28 Naphthalene

Concentration: 25.88 ug/kg



Date: 16-JUN-2009 13:32

Client ID: 3SED8-A

Instrument: nt6.i

Sample Info: PB63A

Volume Injected (uL): 1.0

Operator: LJR/VTS

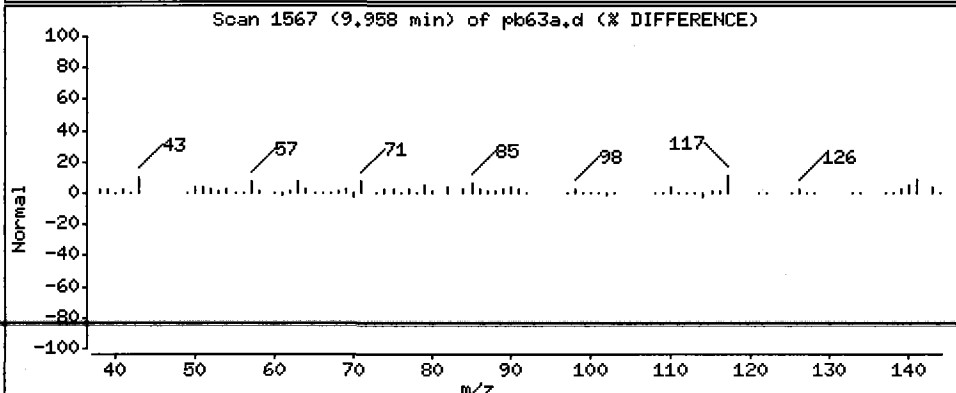
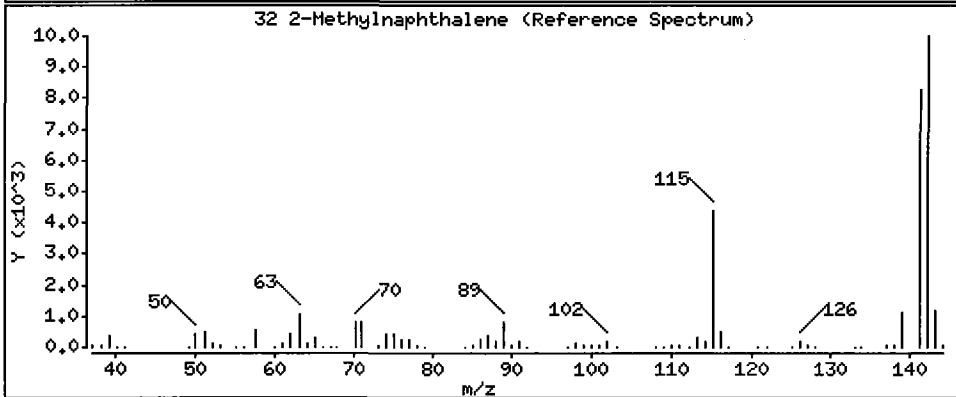
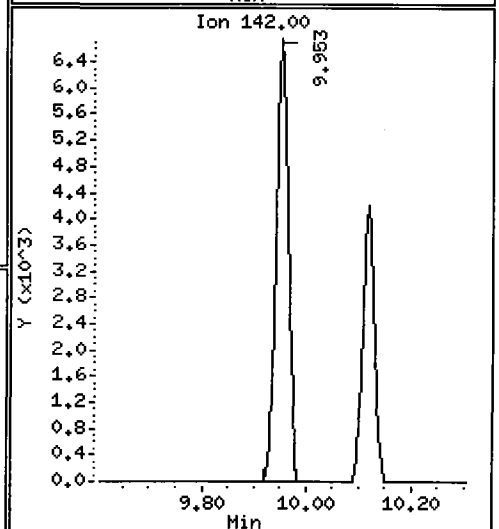
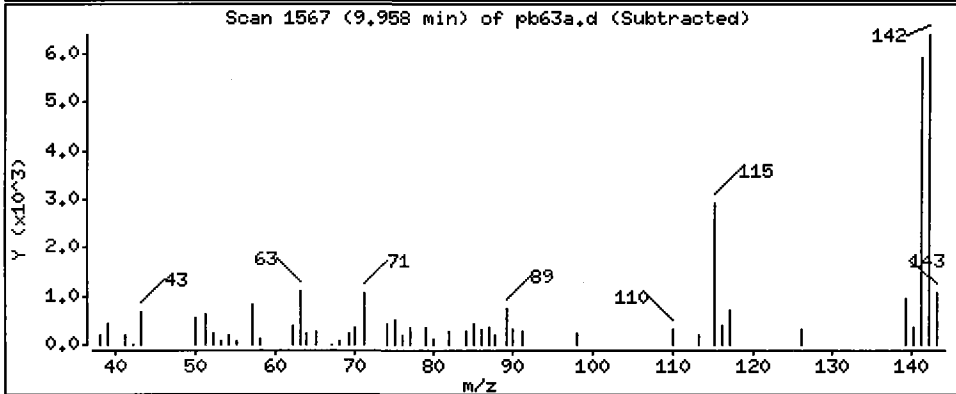
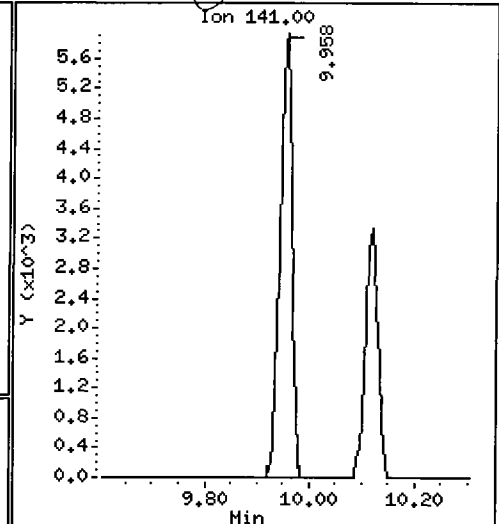
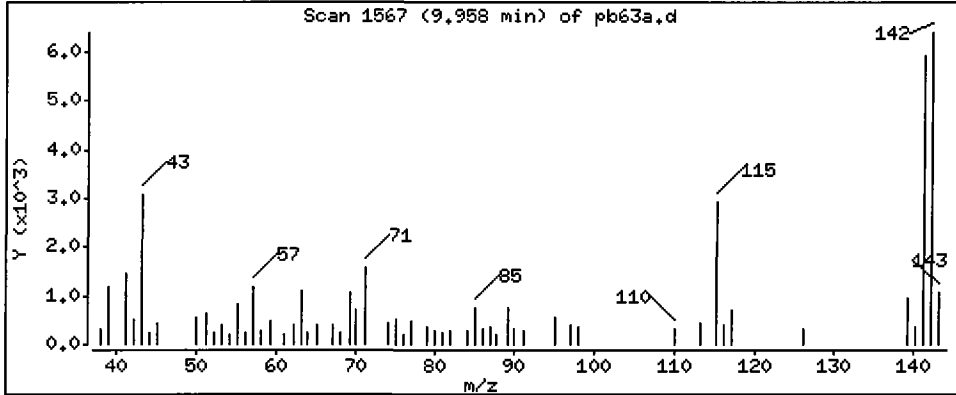
Column phase: ZB-5

Column diameter: 0.32

32 2-Methylnaphthalene

Concentration: 15.30 ug/kg

Handwritten signature



Date : 16-JUN-2009 13:32

Client ID: 3SED8-A

Instrument: nt6.i

Sample Info: PB63A

Volume Injected (uL): 1.0

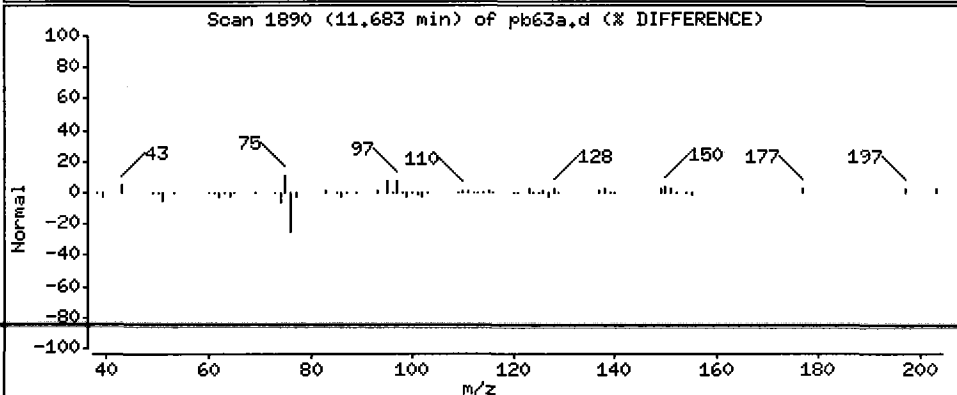
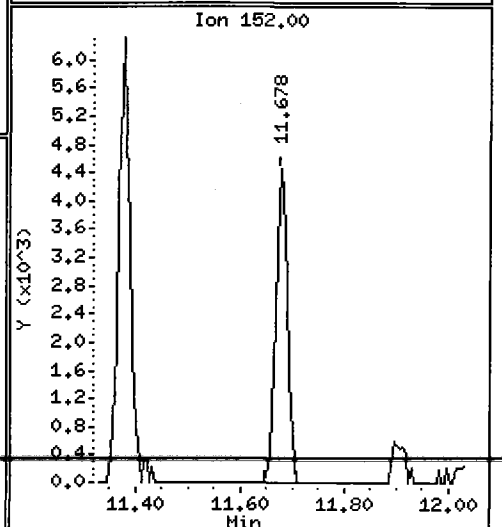
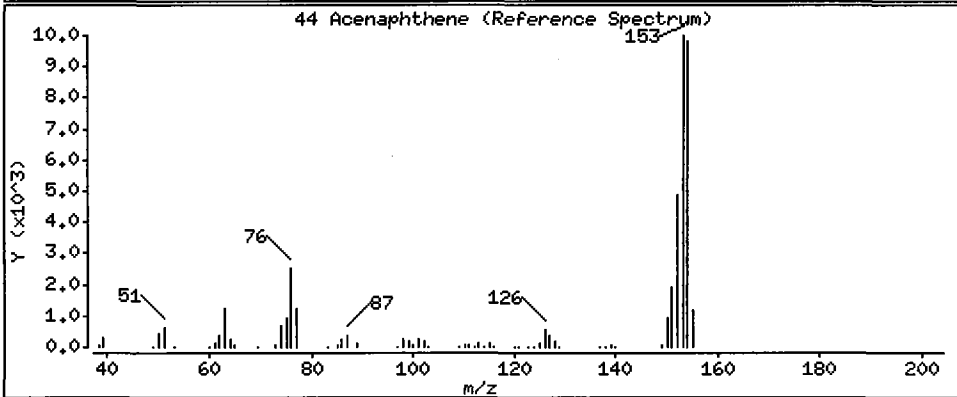
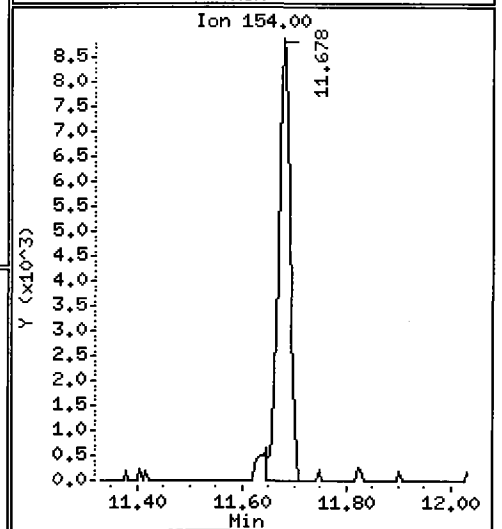
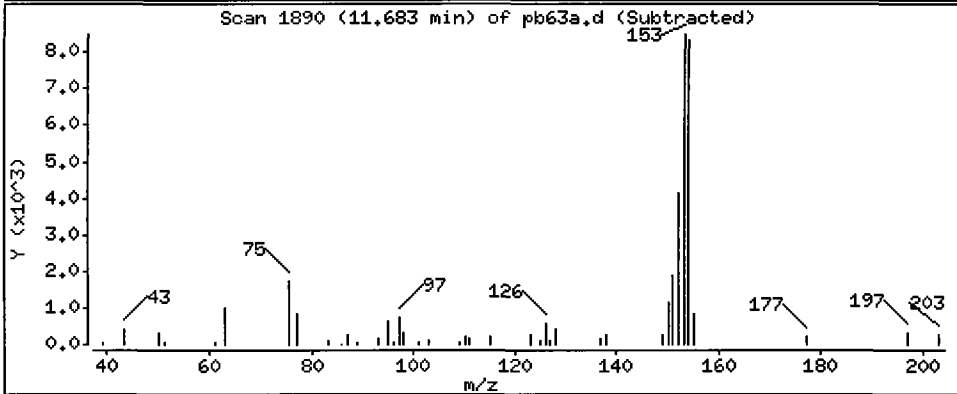
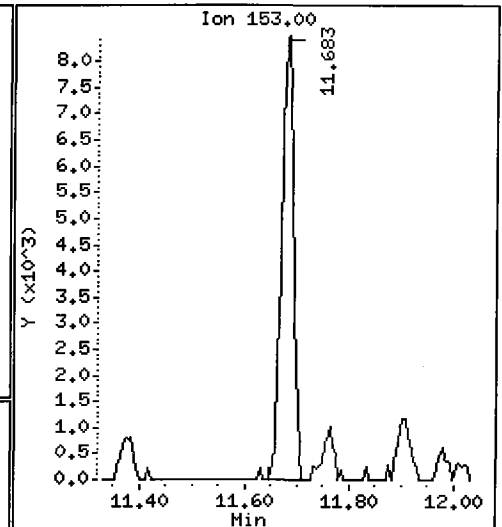
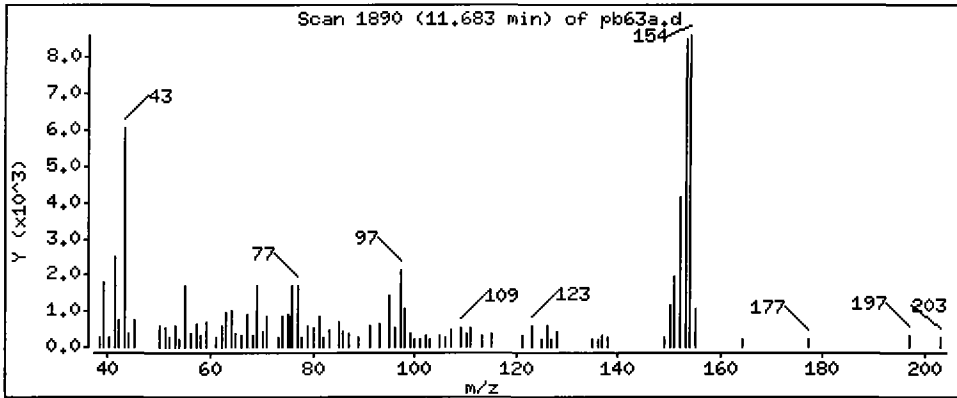
Operator: LJR/VTS

Column phase: ZB-5

Column diameter: 0.32

44 Acenaphthene

Concentration: 20.93 ug/kg



Date: 16-JUN-2009 13:32

Client ID: 3SED8-A

Instrument: nt6.i

Sample Info: PB63A

Volume Injected (uL): 1.0

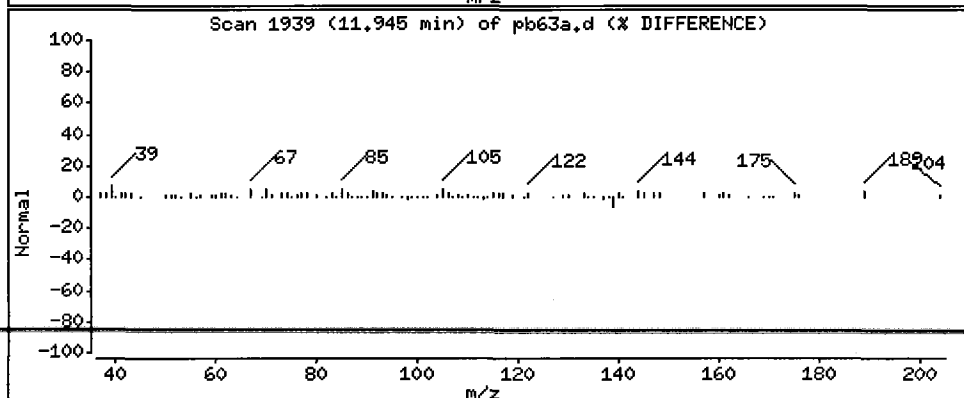
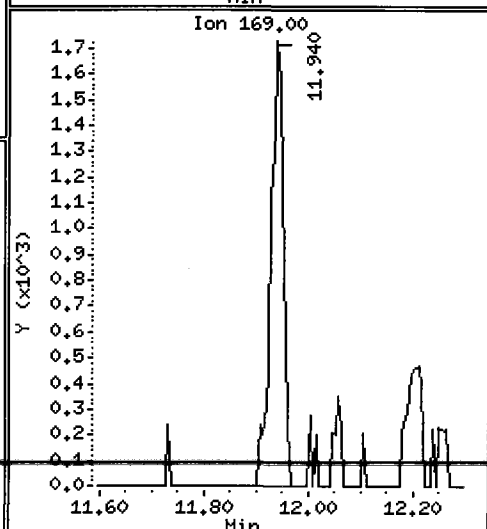
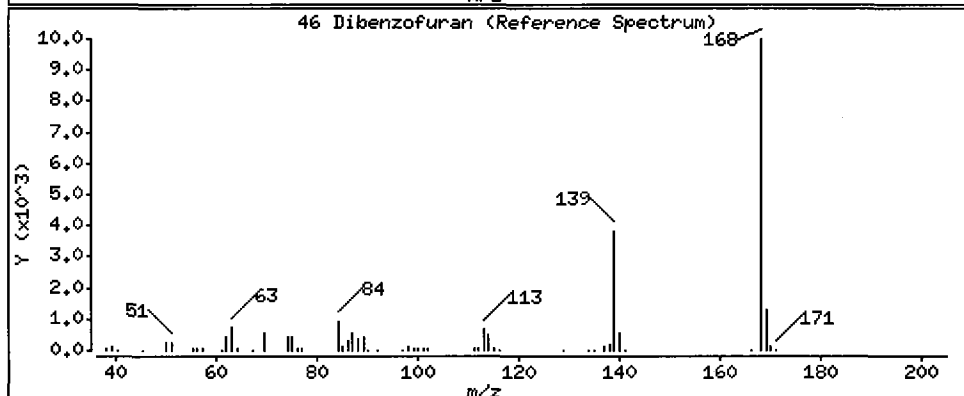
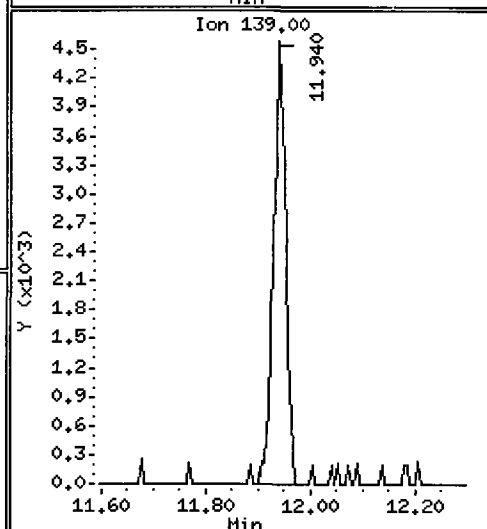
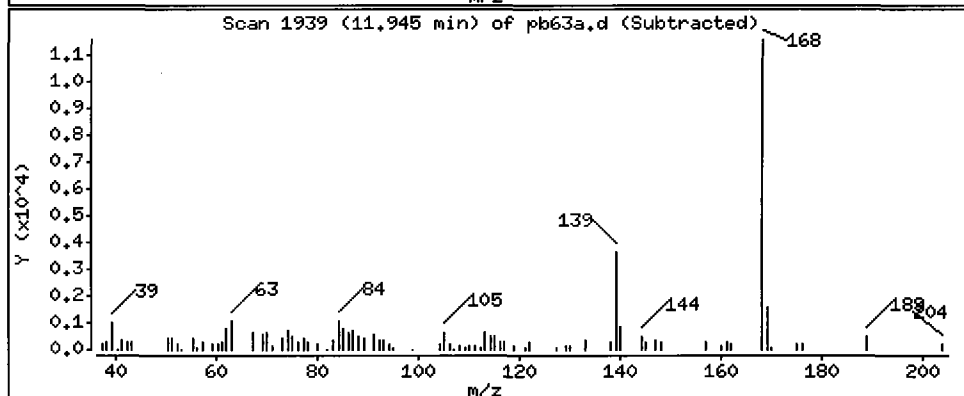
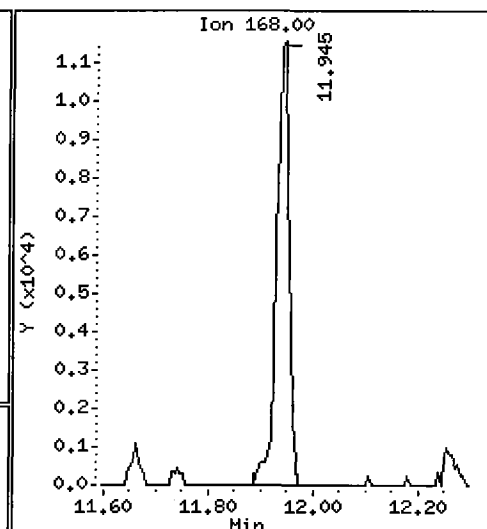
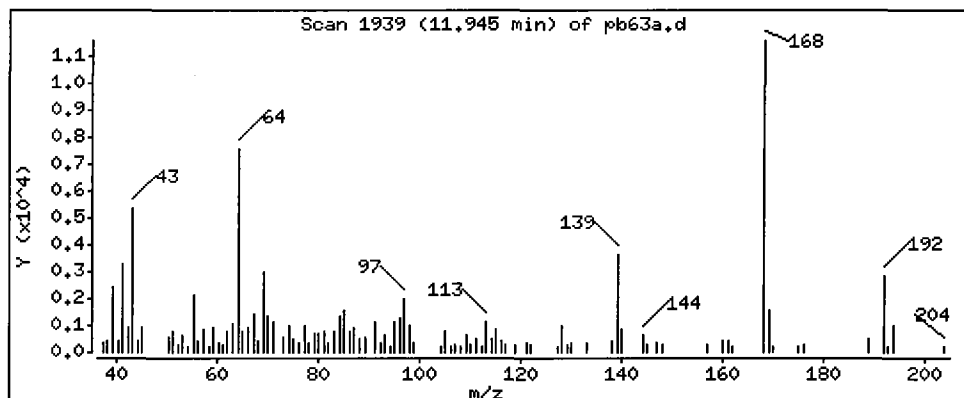
Operator: LJR/VTS

Column phase: ZB-5

Column diameter: 0.32

46 Dibenzofuran

Concentration: 20.66 ug/kg



Date : 16-JUN-2009 13:32

Client ID: 3SED8-A

Instrument: nt6.i

Sample Info: PB63A

Volume Injected (uL): 1.0

Operator: LJR/VTS

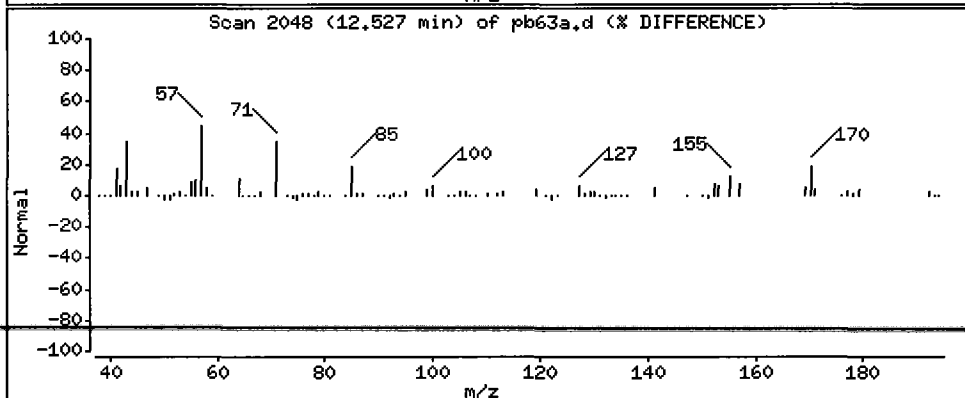
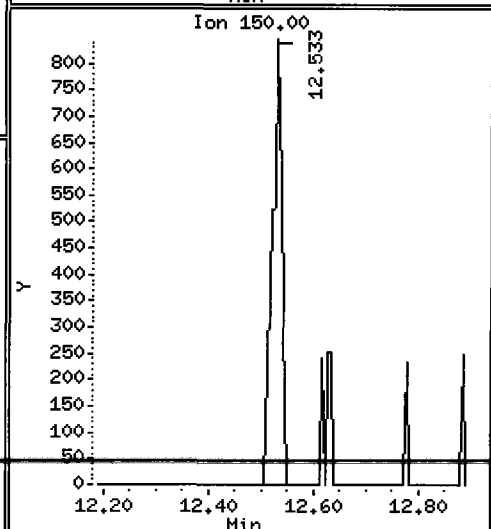
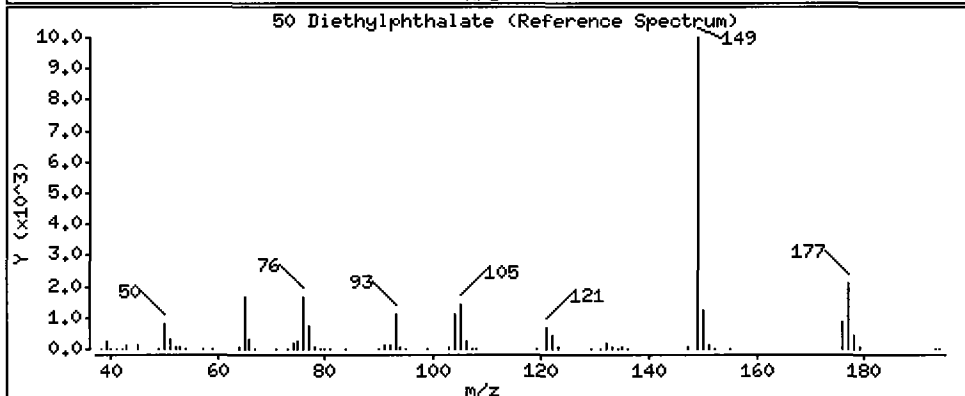
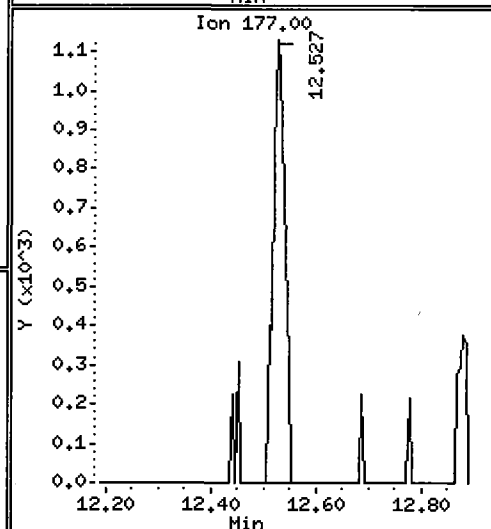
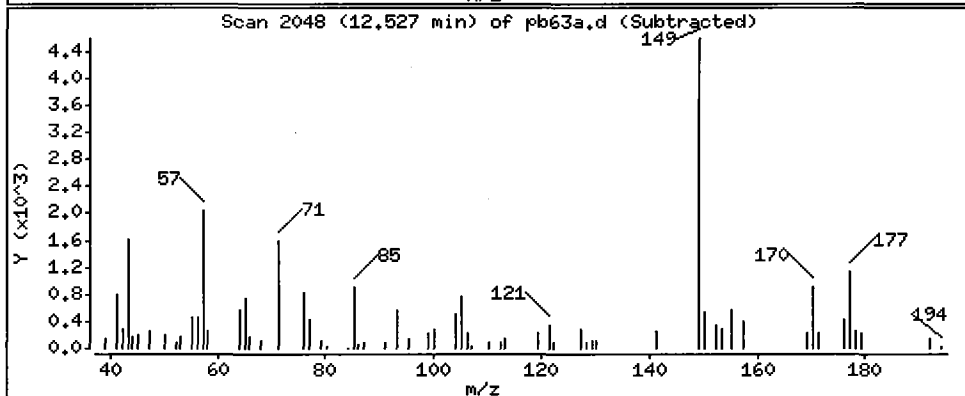
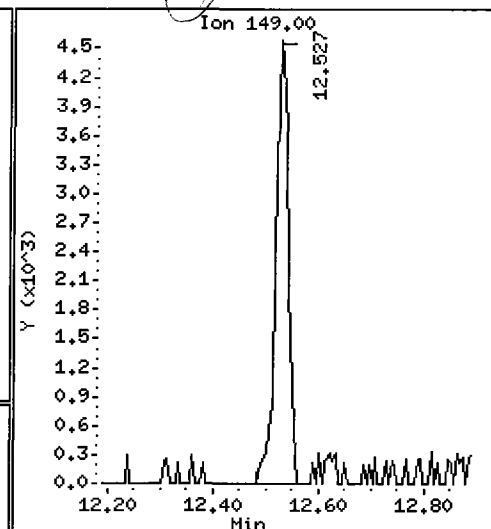
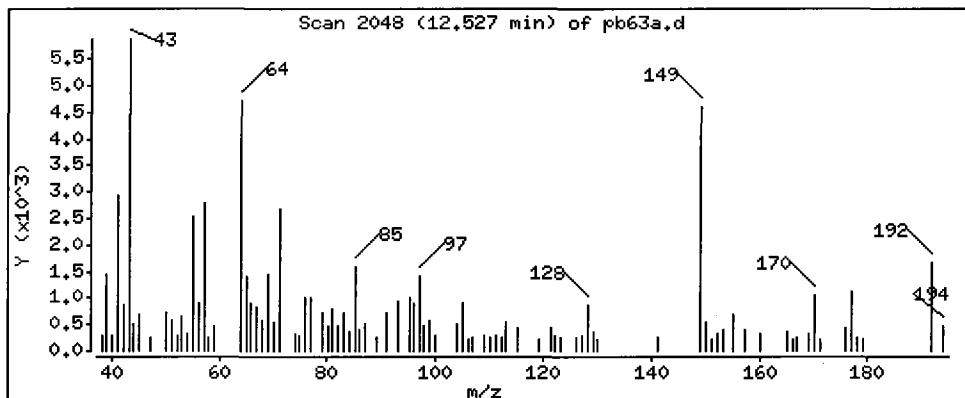
Column phase: ZB-5

Column diameter: 0.32

50 Diethylphthalate

Concentration: 11.31 ug/kg

FLUC



Date : 16-JUN-2009 13:32

Client ID: 3SED8-A

Instrument: nt6.i

Sample Info: PB63A

Volume Injected (uL): 1.0

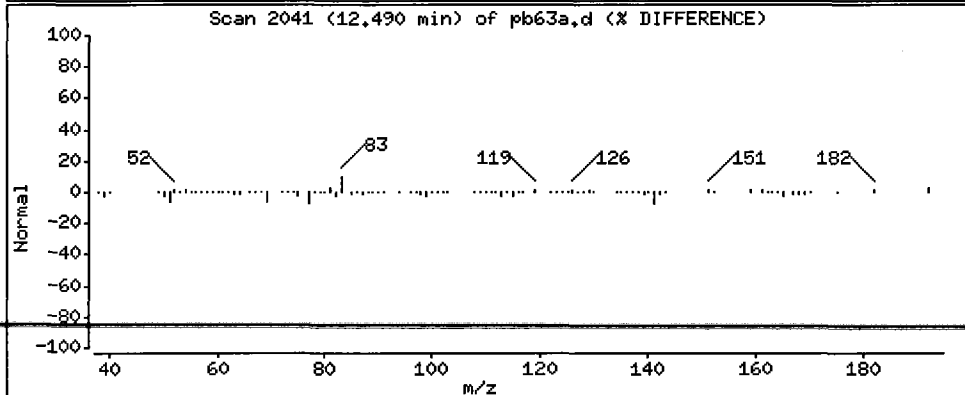
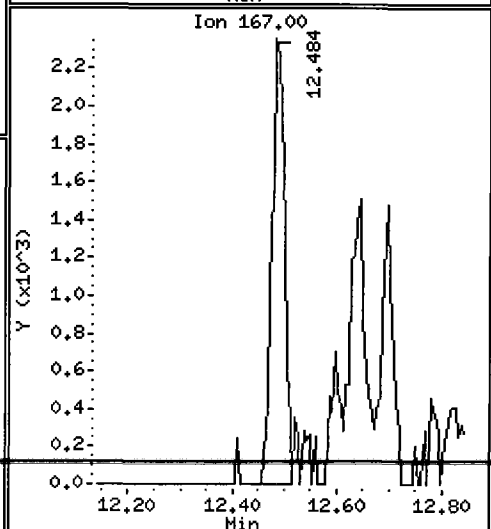
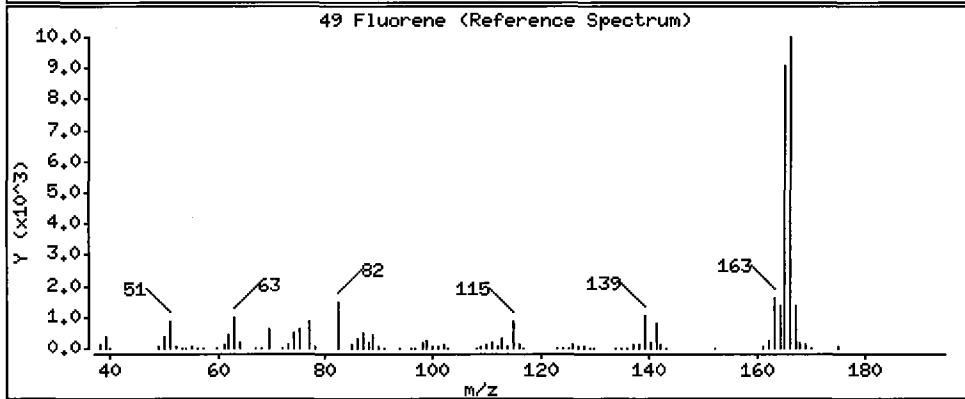
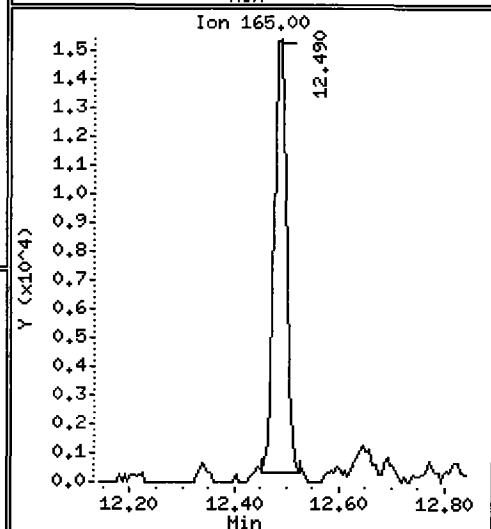
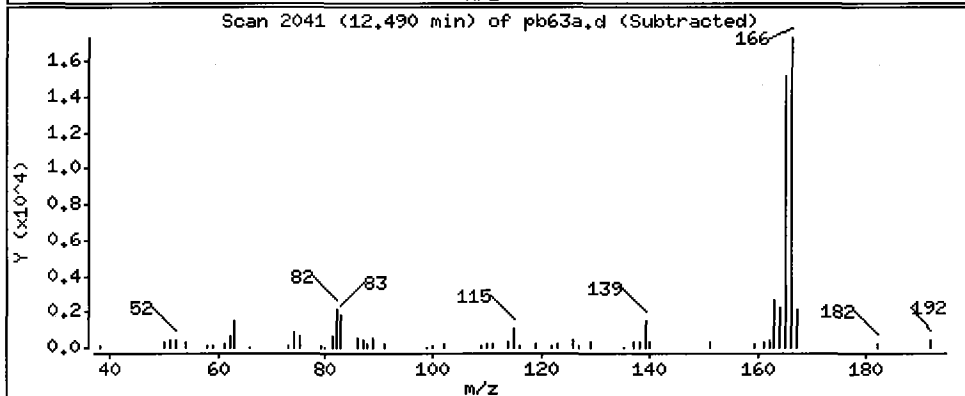
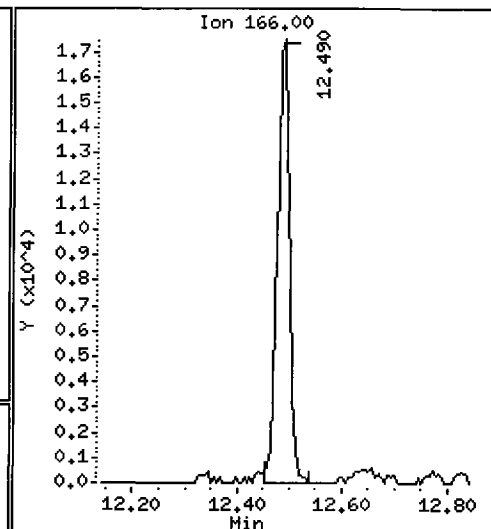
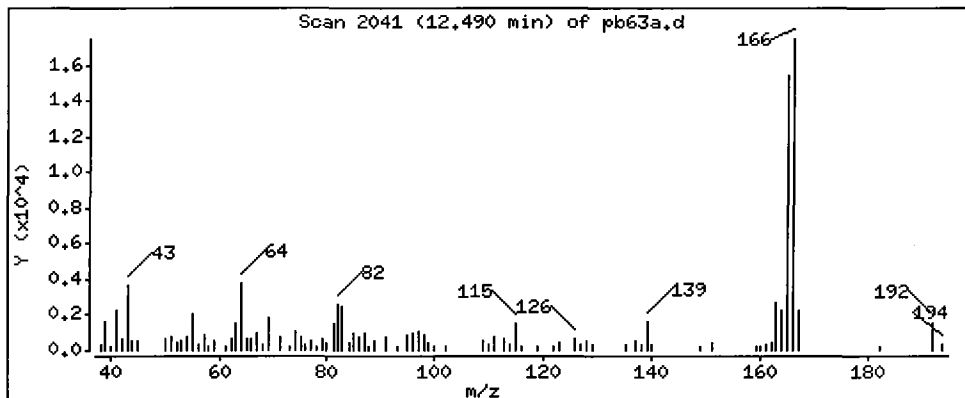
Operator: LJR/VTS

Column phase: ZB-5

Column diameter: 0.32

49 Fluorene

Concentration: 37.00 ug/kg



Date: 16-JUN-2009 13:32

Client ID: 3SED8-A

Instrument: nt6.i

Sample Info: PB63A

Volume Injected (uL): 1.0

Operator: LJR/VTS

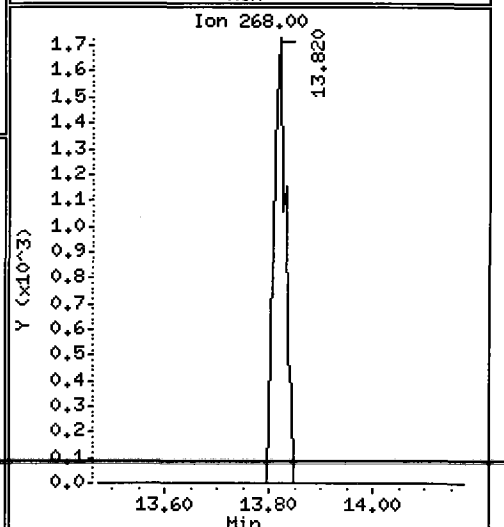
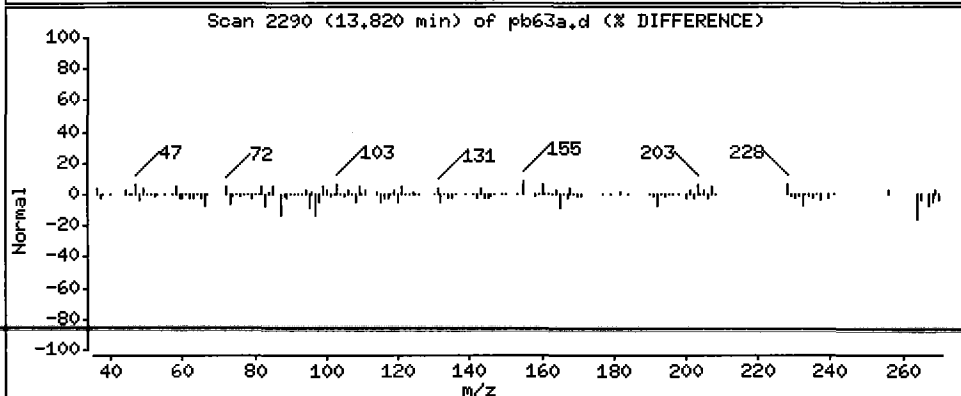
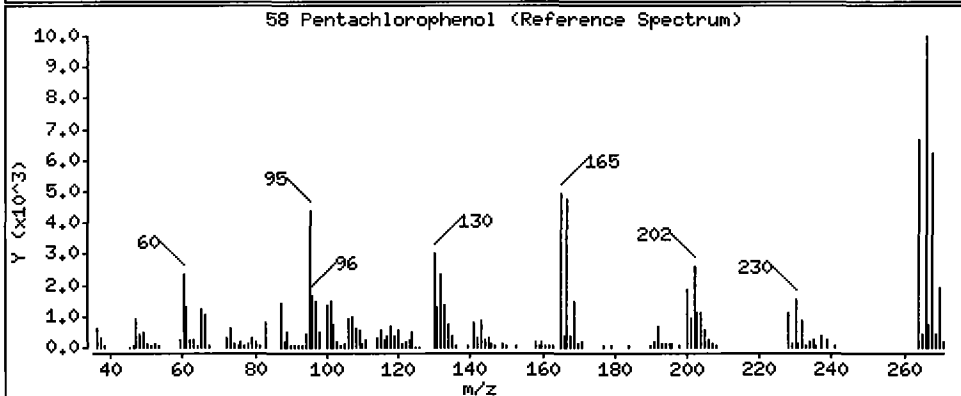
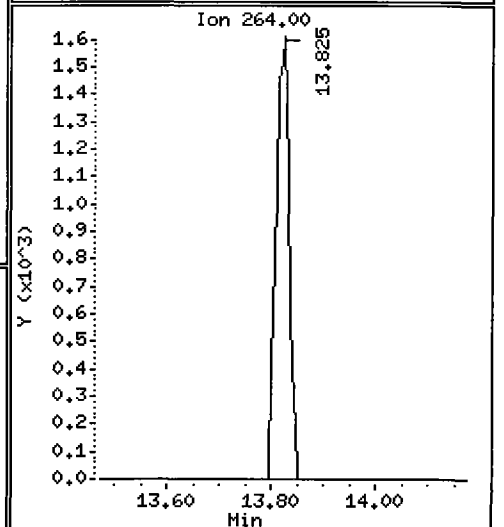
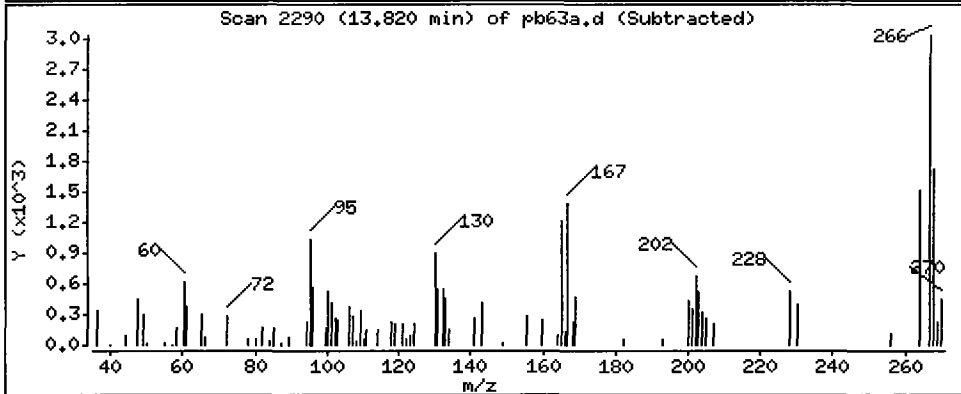
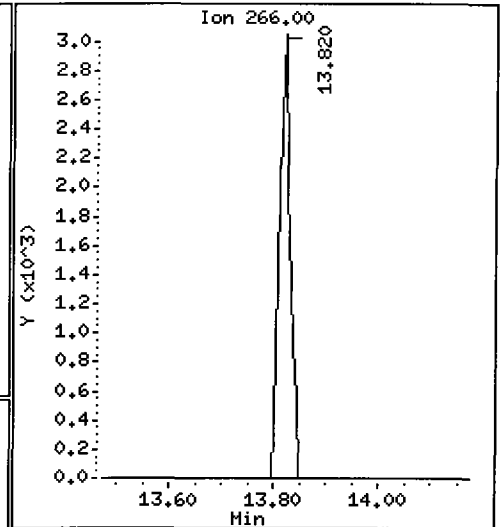
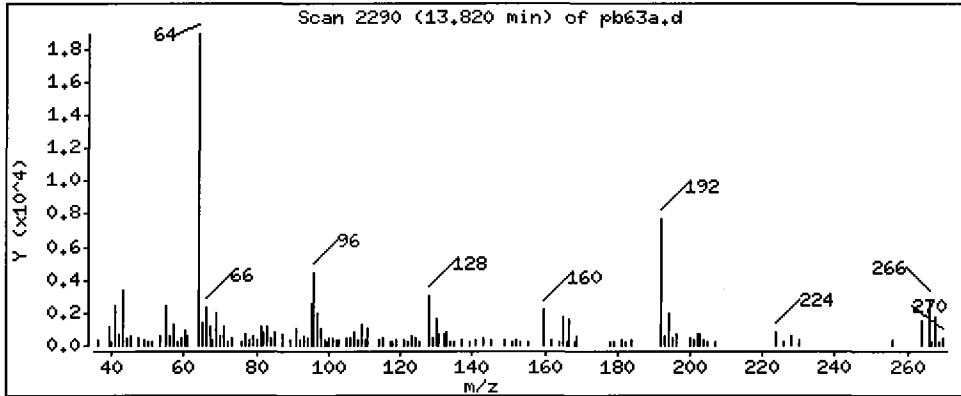
Column phase: ZB-5

Column diameter: 0.32

58 Pentachlorophenol

Concentration: 48.11 ug/kg

OLN



Date : 16-JUN-2009 13:32

Client ID: 3SED8-A

Instrument: nt6.i

Sample Info: PB63A

Volume Injected (uL): 1.0

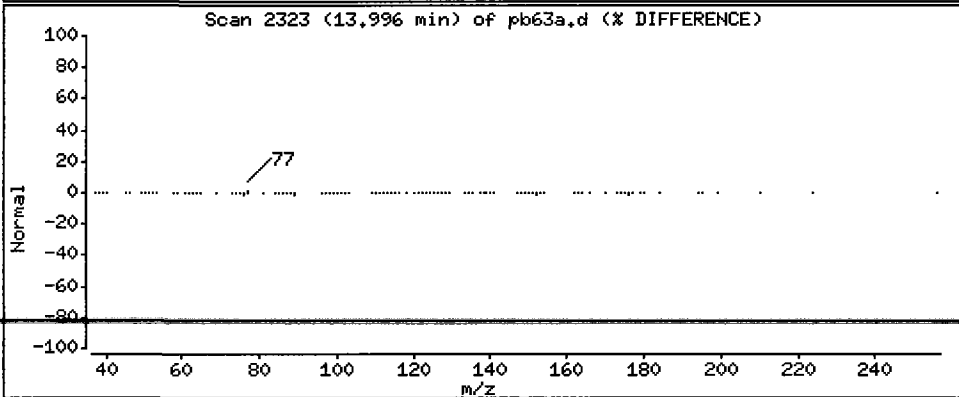
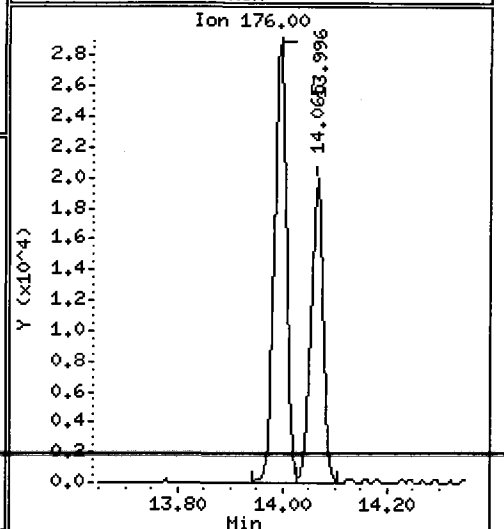
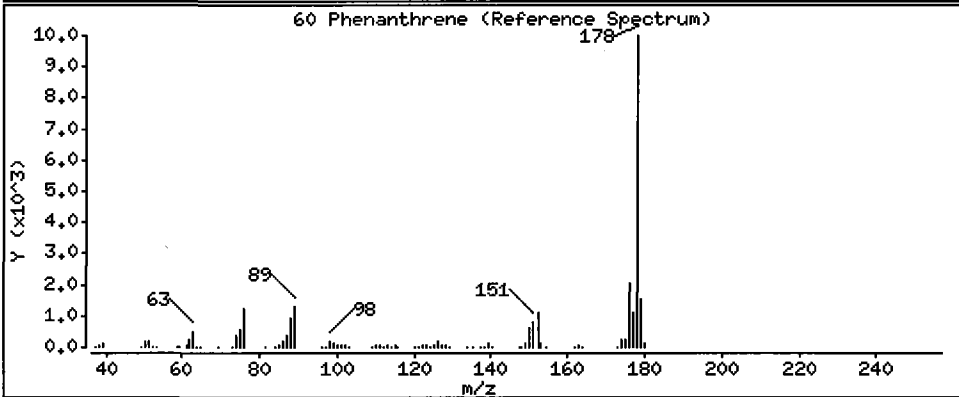
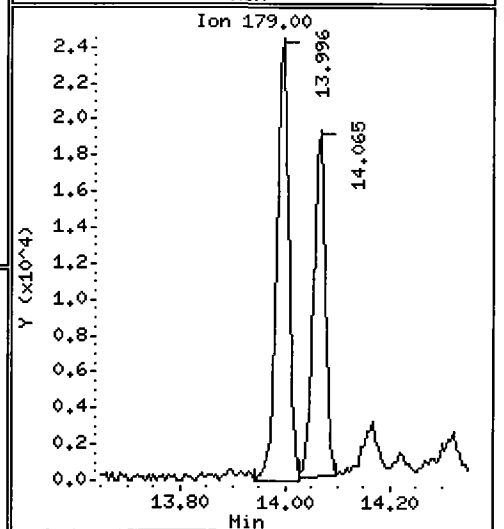
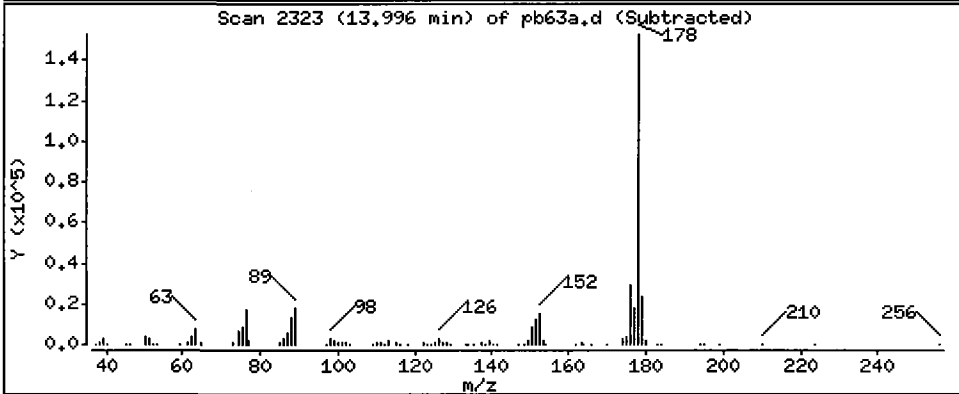
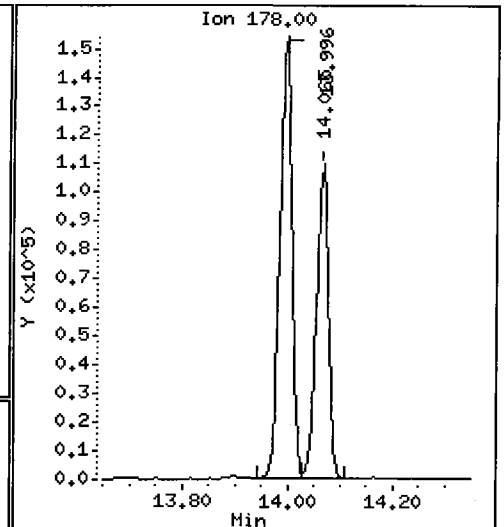
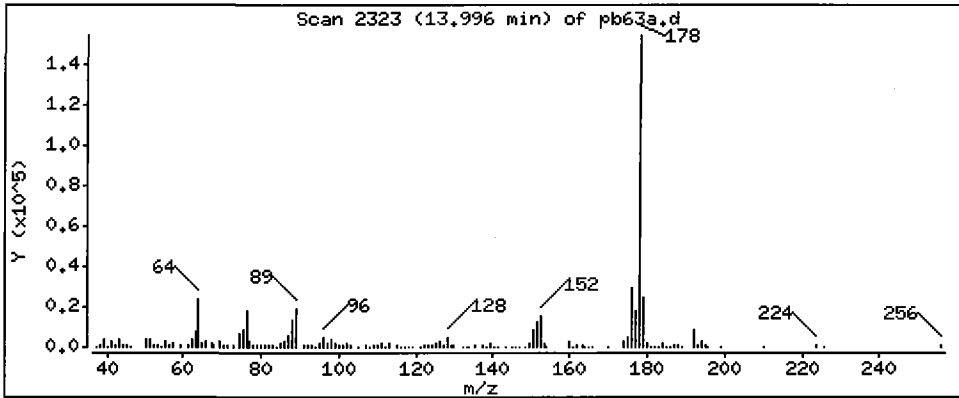
Operator: LJR/VTS

Column phase: ZB-5

Column diameter: 0.32

60 Phenanthrene

Concentration: 252.7 ug/kg



Date : 16-JUN-2009 13:32

Client ID: 3SED8-A

Instrument: nt6.i

Sample Info: PB63A

Volume Injected (uL): 1.0

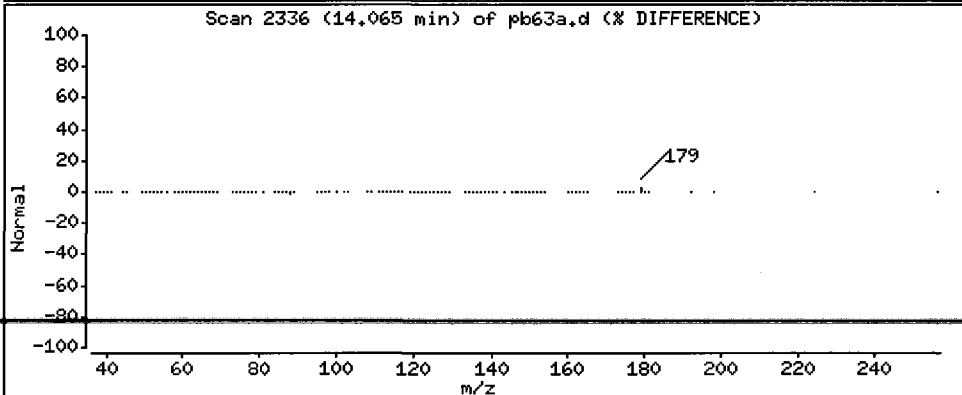
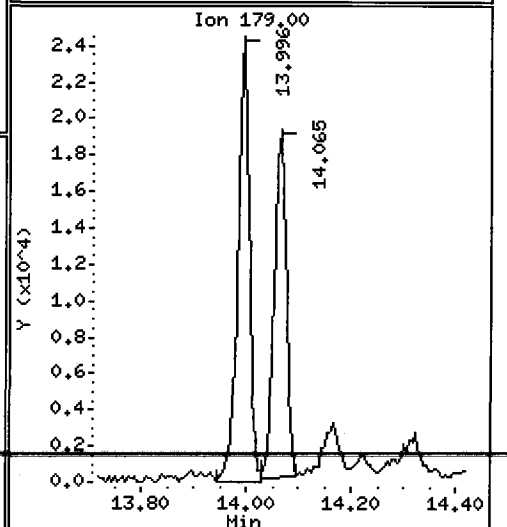
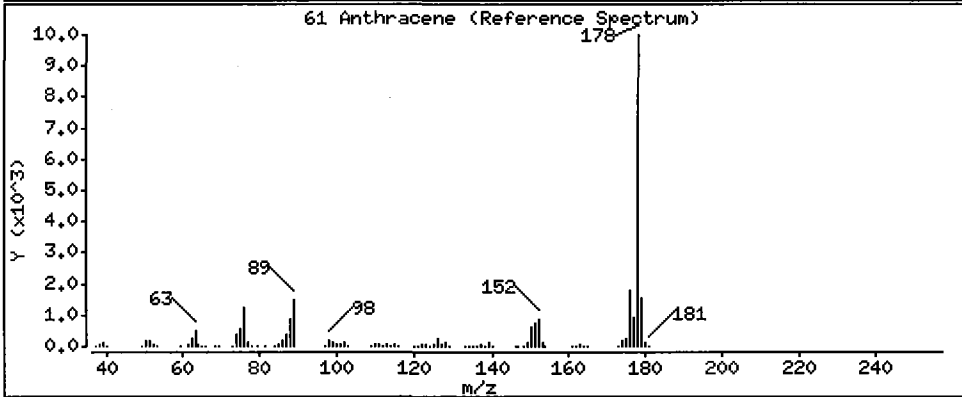
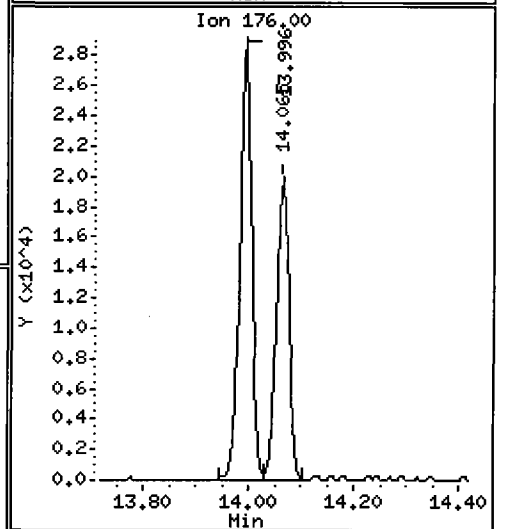
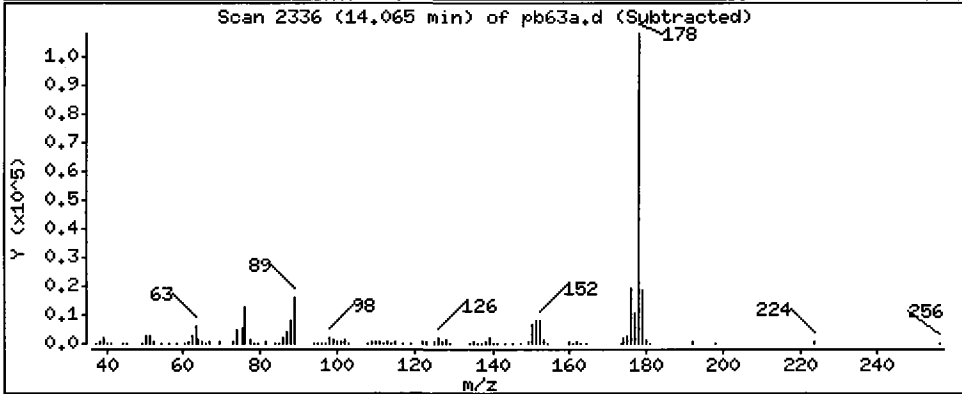
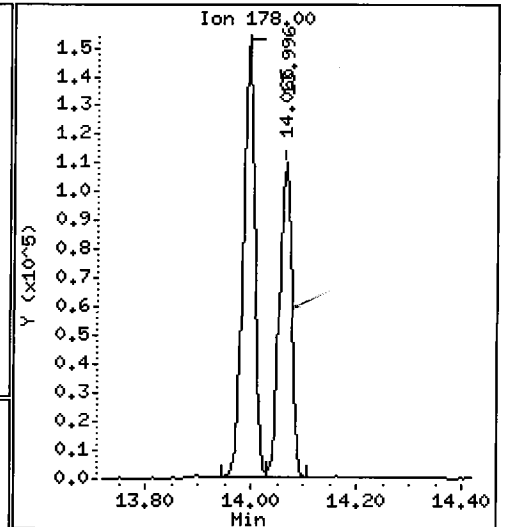
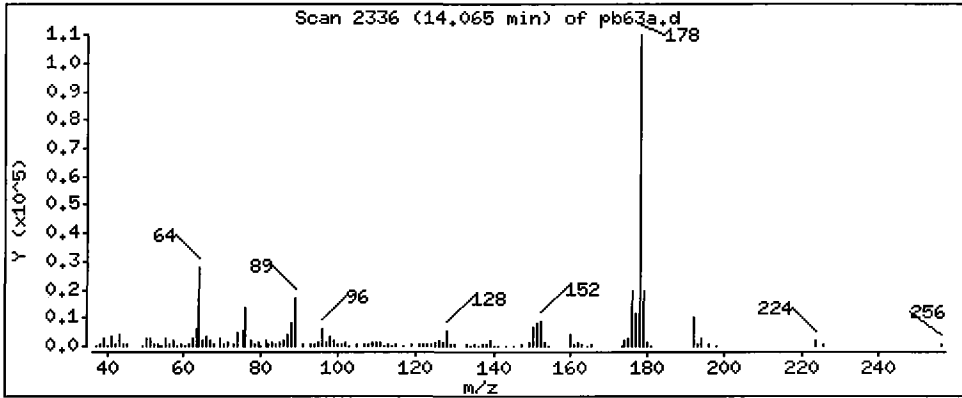
Operator: LJR/VTS

Column phase: ZB-5

Column diameter: 0.32

61 Anthracene

Concentration: 183.2 ug/kg



Date : 16-JUN-2009 13:32

Client ID: 3SED8-A

Instrument: nt6.i

Sample Info: PB63A

Volume Injected (uL): 1.0

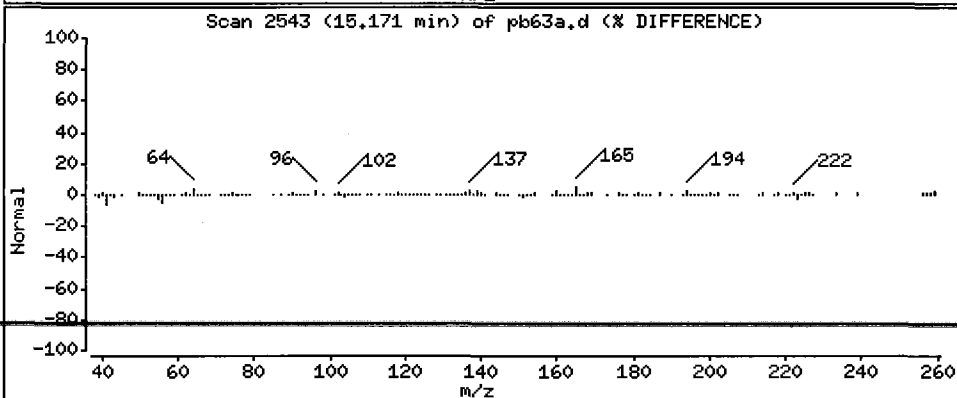
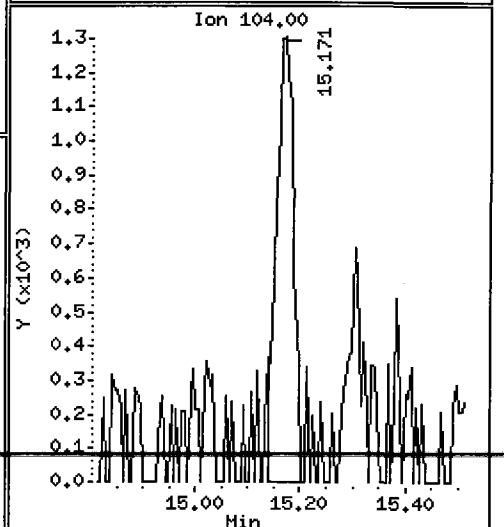
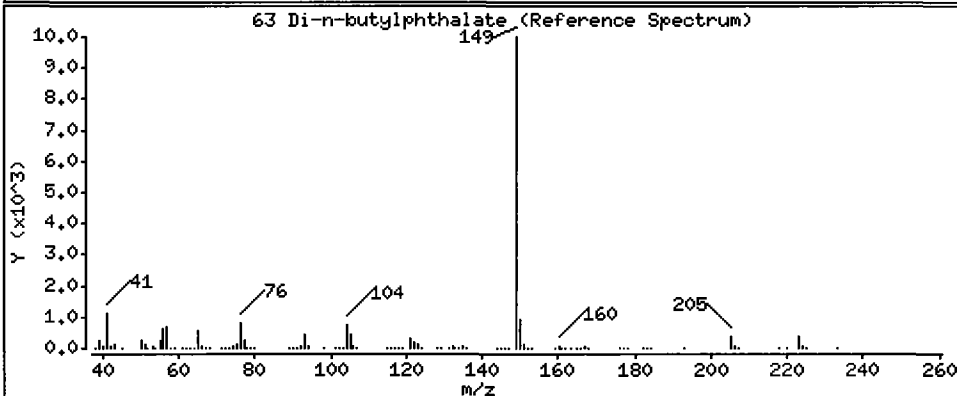
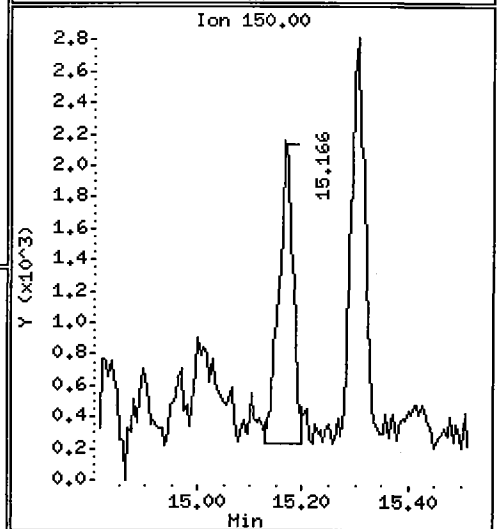
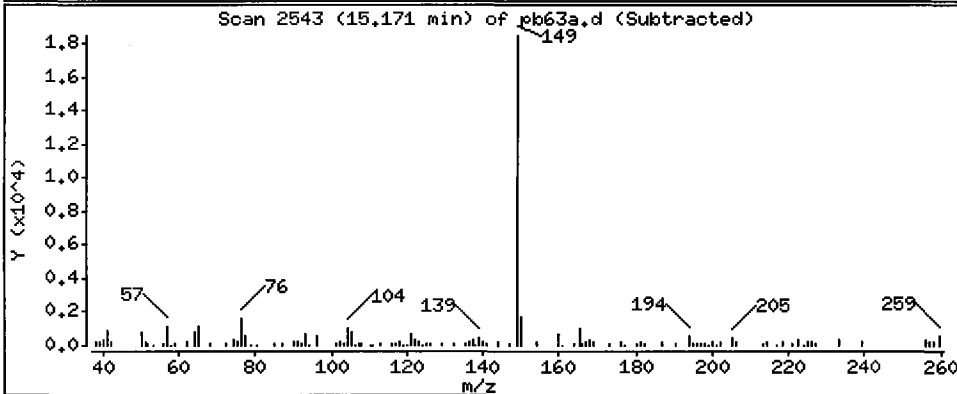
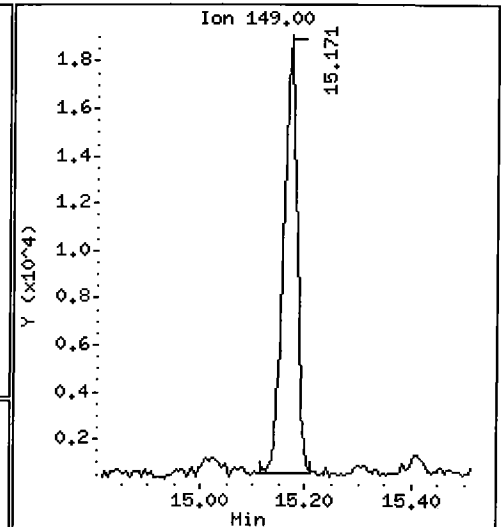
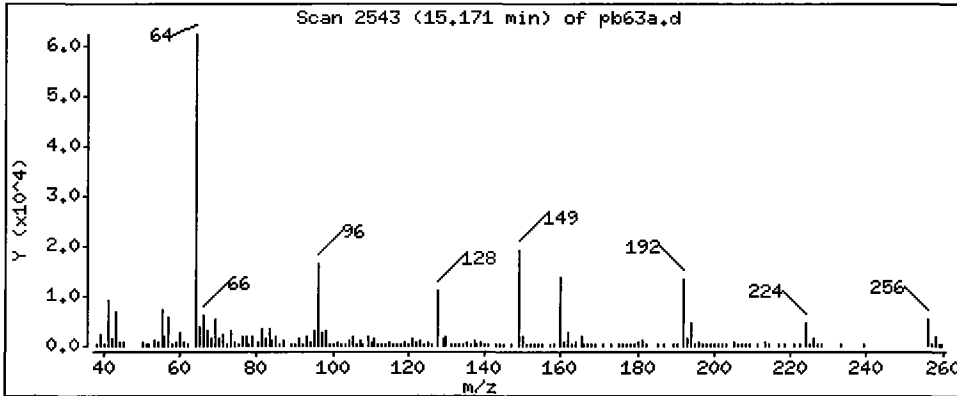
Operator: LJR/VTS

Column phase: ZB-5

Column diameter: 0.32

63 Di-n-butylphthalate

Concentration: 34.85 ug/kg



Date : 16-JUN-2009 13:32

Client ID: 3SED8-A

Instrument: nt6.i

Sample Info: PB63A

Volume Injected (uL): 1.0

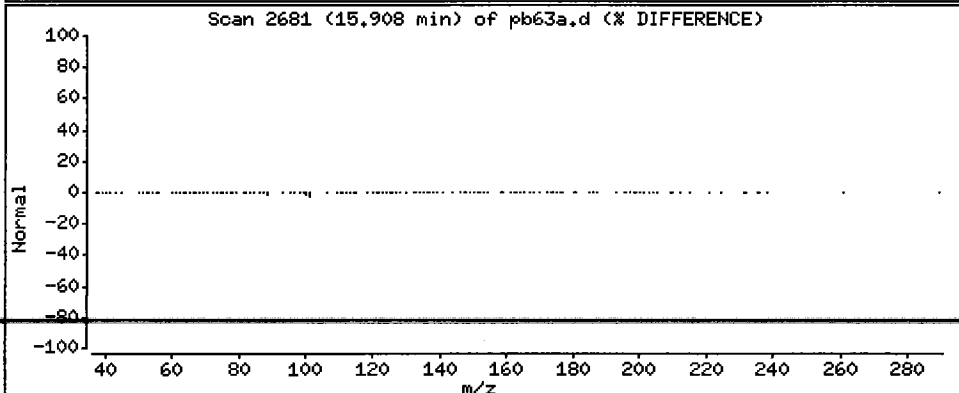
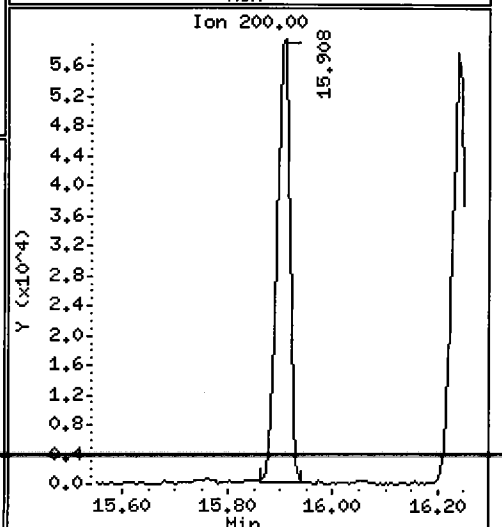
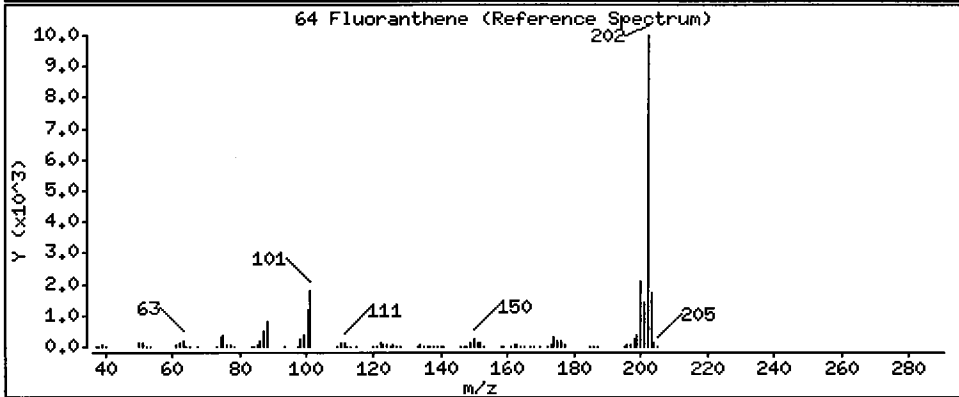
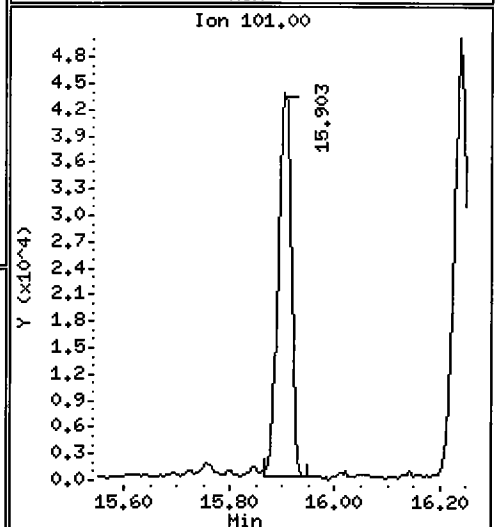
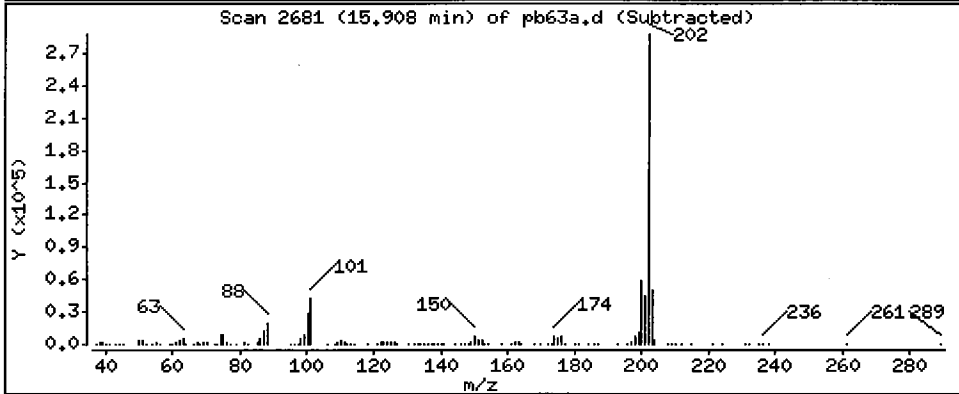
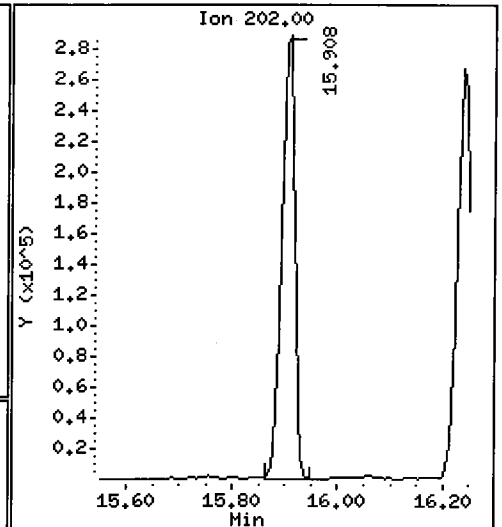
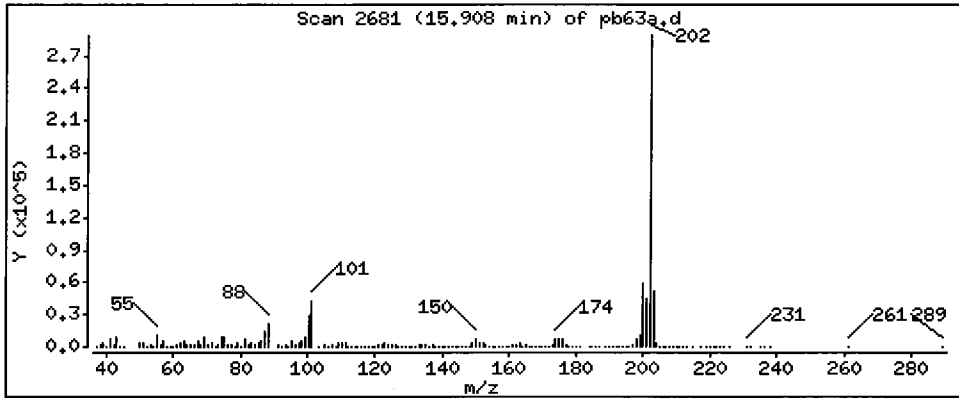
Operator: LJR/VTS

Column phase: ZB-5

Column diameter: 0.32

64 Fluoranthene

Concentration: 499.6 ug/kg



Date : 16-JUN-2009 13:32

Client ID: 3SED8-A

Instrument: nt6.i

Sample Info: PB63A

Volume Injected (uL): 1.0

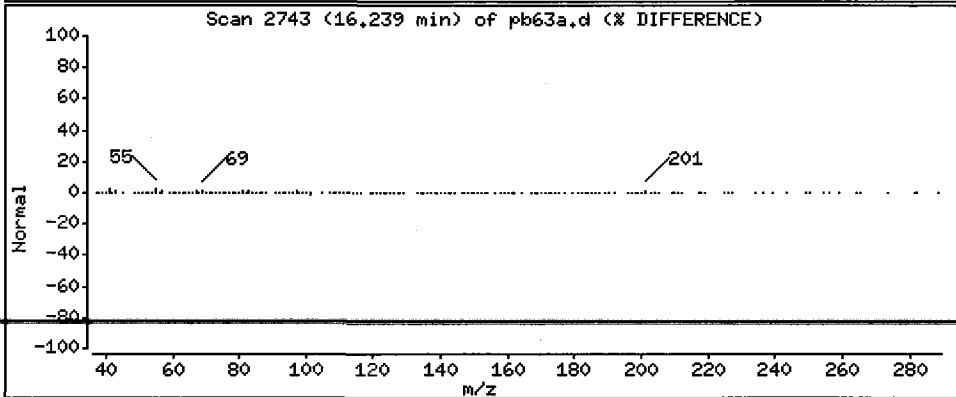
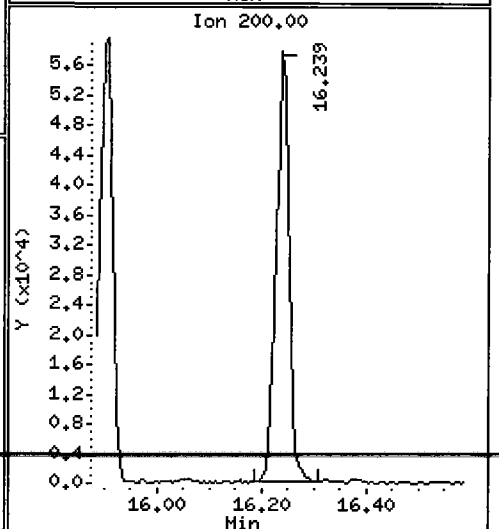
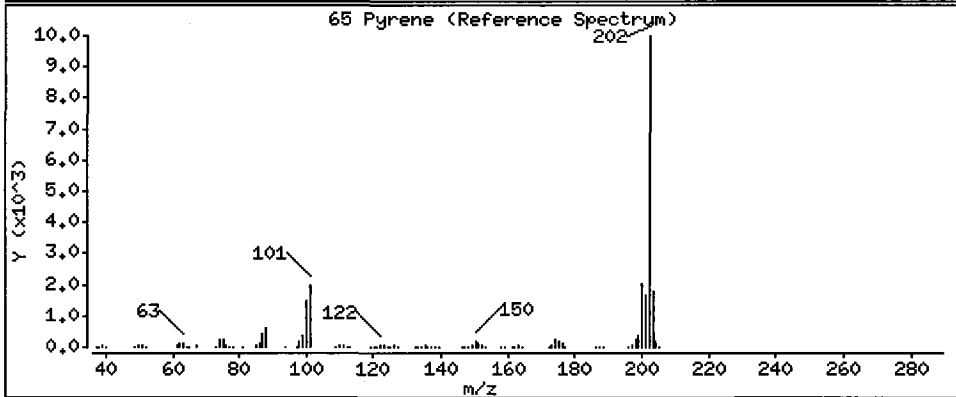
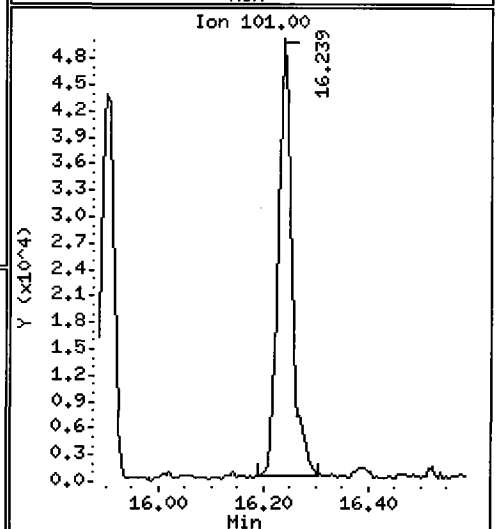
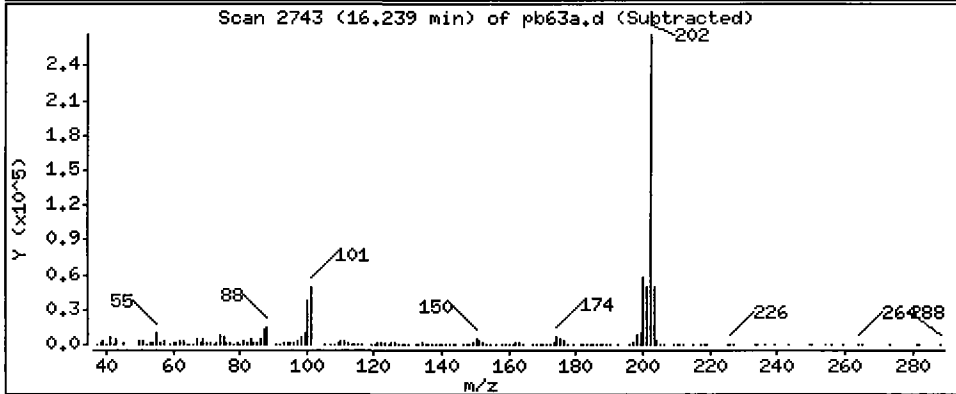
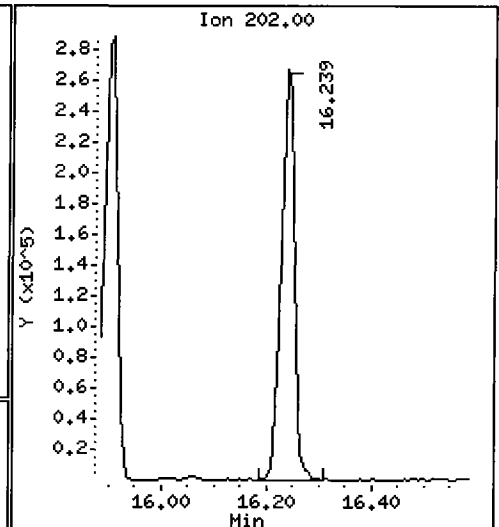
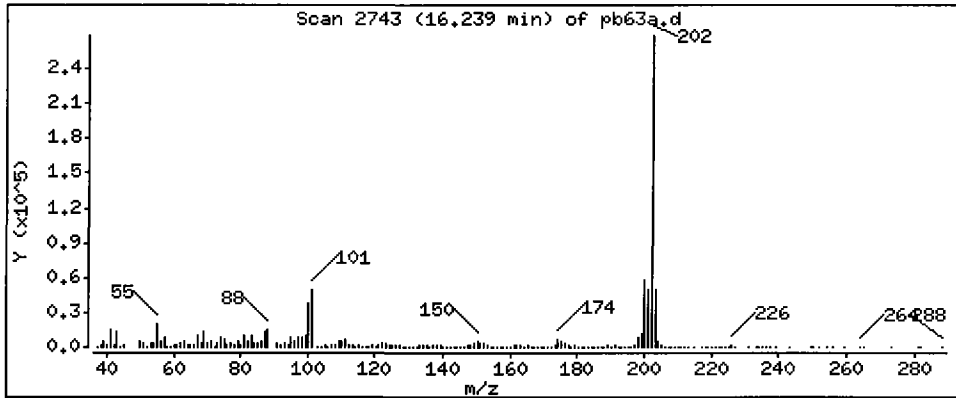
Operator: LJR/VTS

Column phase: ZB-5

Column diameter: 0.32

65 Pyrene

Concentration: 415.3 ug/kg



Date : 16-JUN-2009 13:32

Client ID: 3SED8-A

Instrument: nt6.i

Sample Info: PB63A

Volume Injected (uL): 1.0

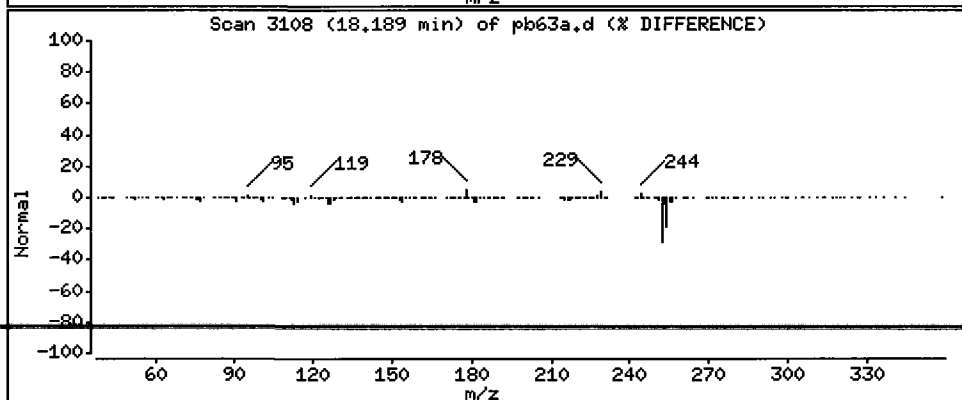
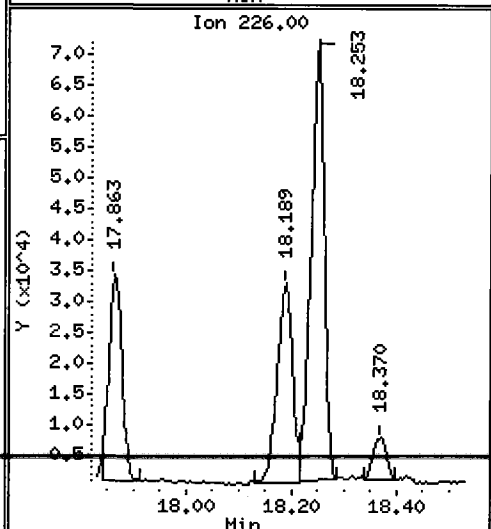
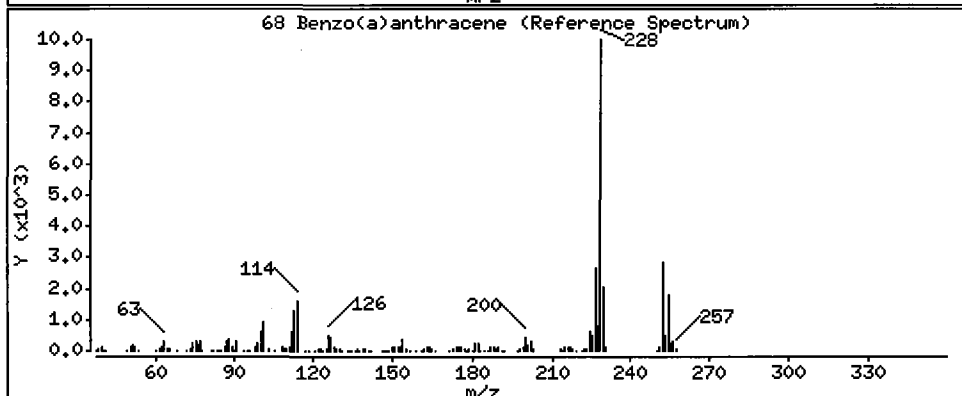
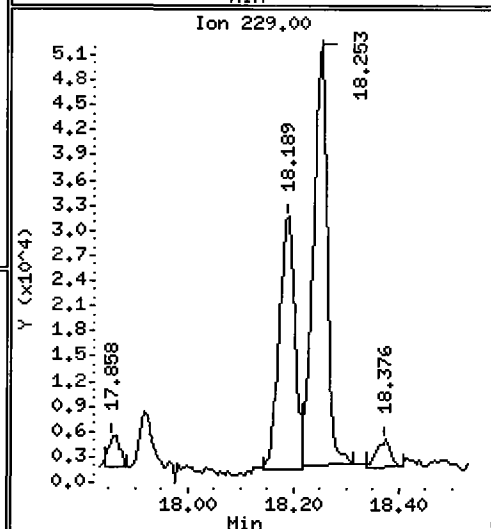
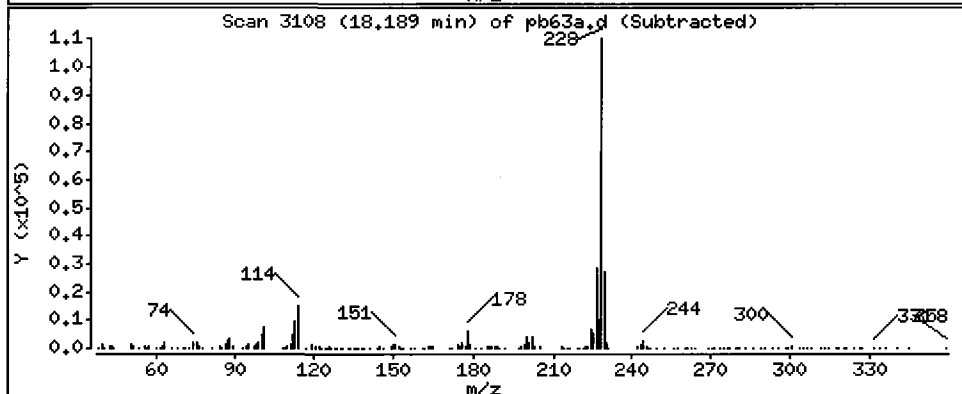
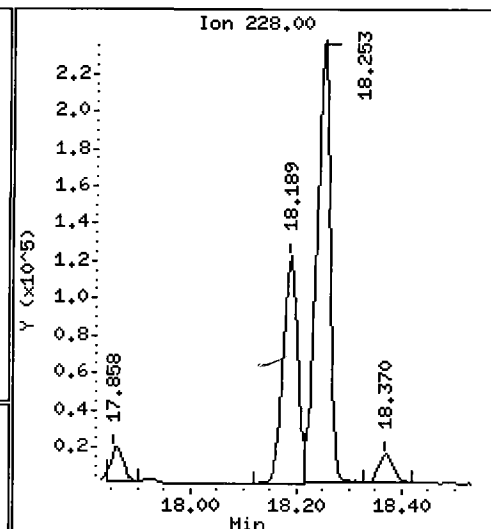
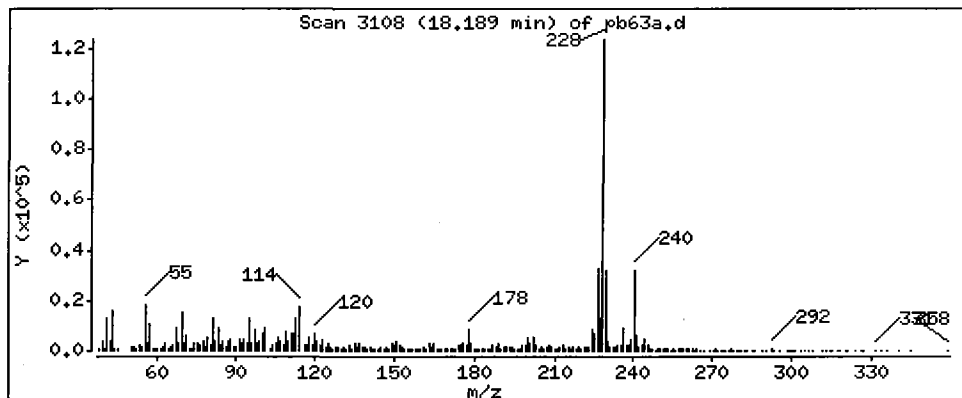
Operator: LJR/VTS

Column phase: ZB-5

Column diameter: 0.32

68 Benzo(a)anthracene

Concentration: 238.5 ug/kg



Date : 16-JUN-2009 13:32

Client ID: 3SED8-A

Instrument: nt6.i

Sample Info: PB63A

Volume Injected (uL): 1.0

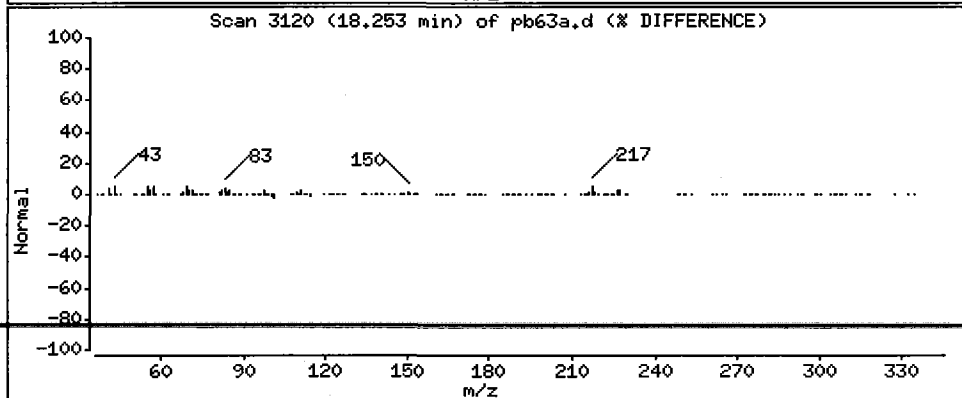
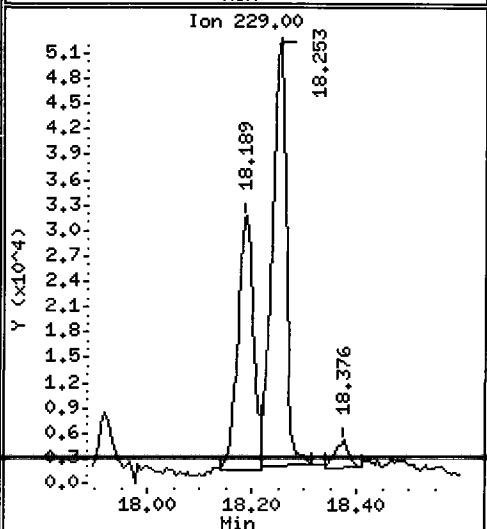
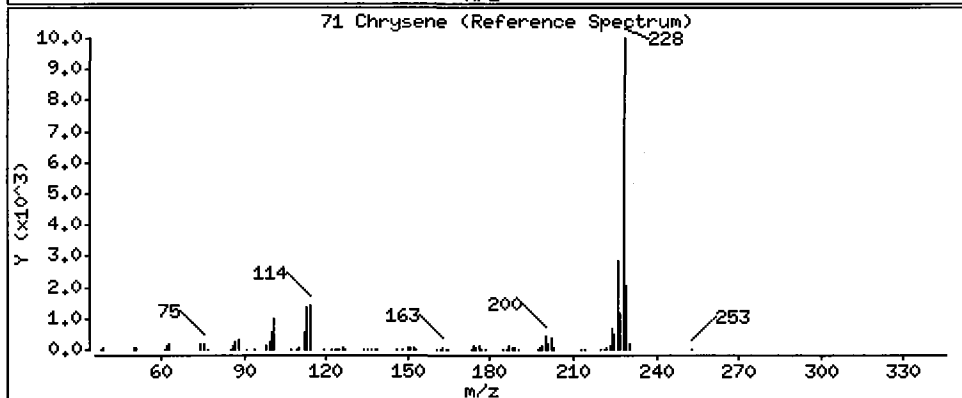
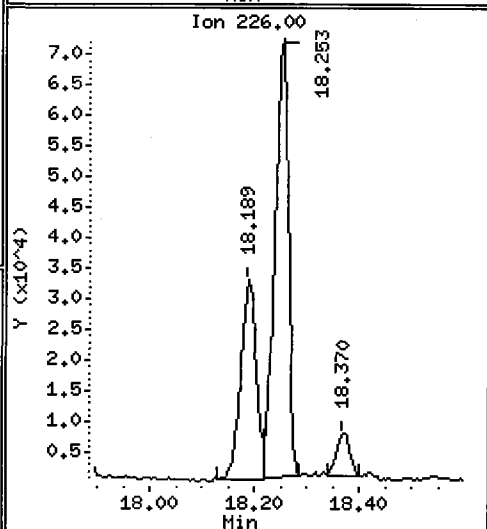
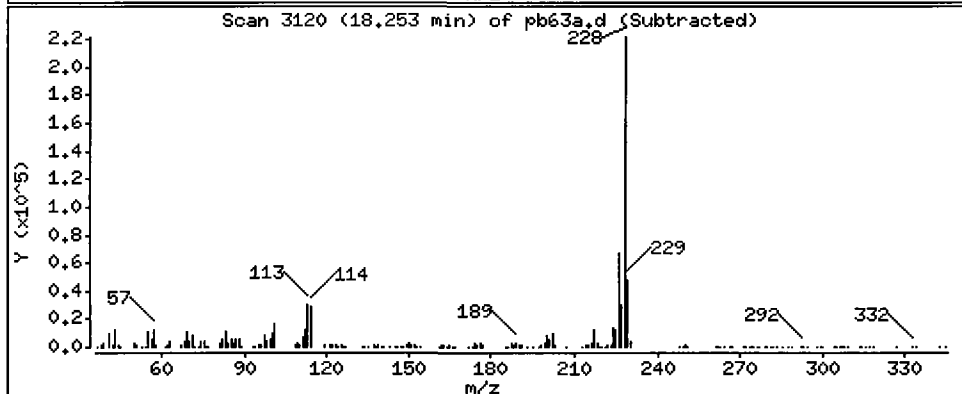
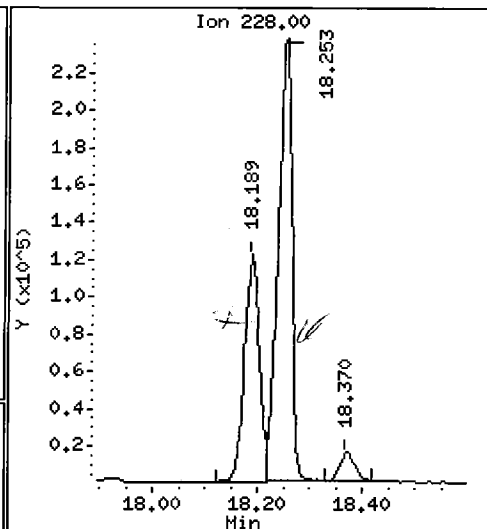
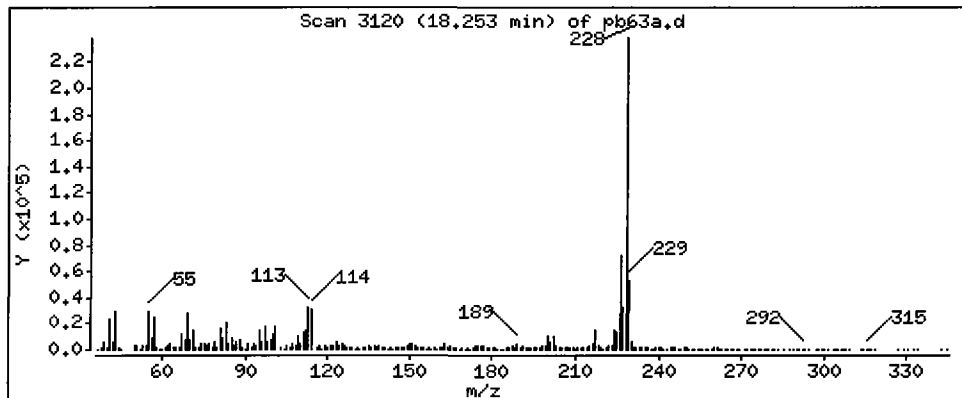
Operator: LJR/VTS

Column phase: ZB-5

Column diameter: 0.32

71 Chrysene

Concentration: 462.1 ug/kg



Date : 16-JUN-2009 13:32

Client ID: 3SED8-A

Instrument: nt6.i

Sample Info: PB63A

Volume Injected (uL): 1.0

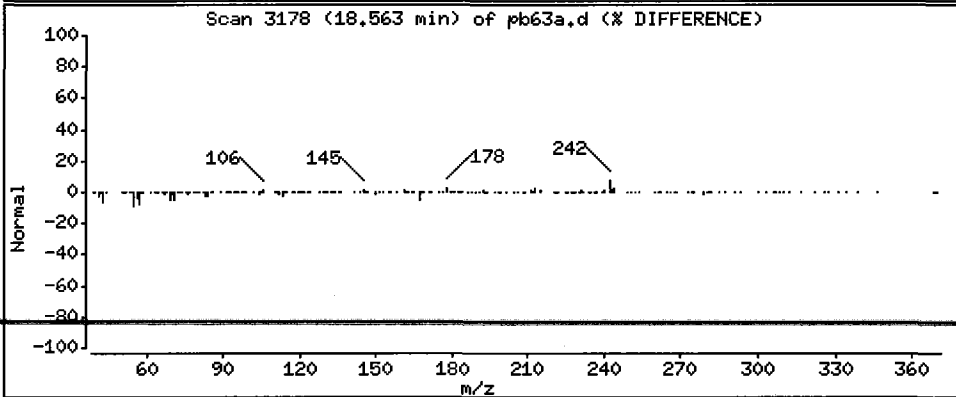
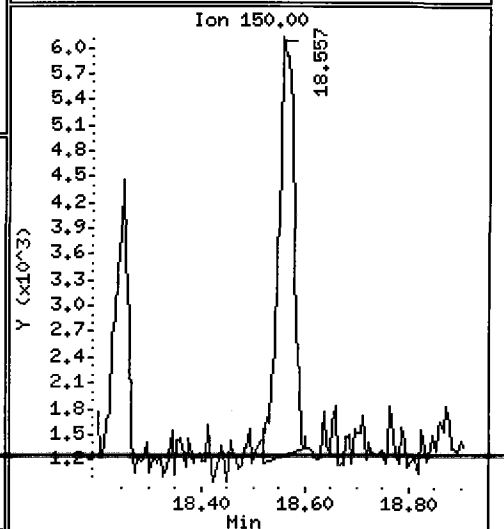
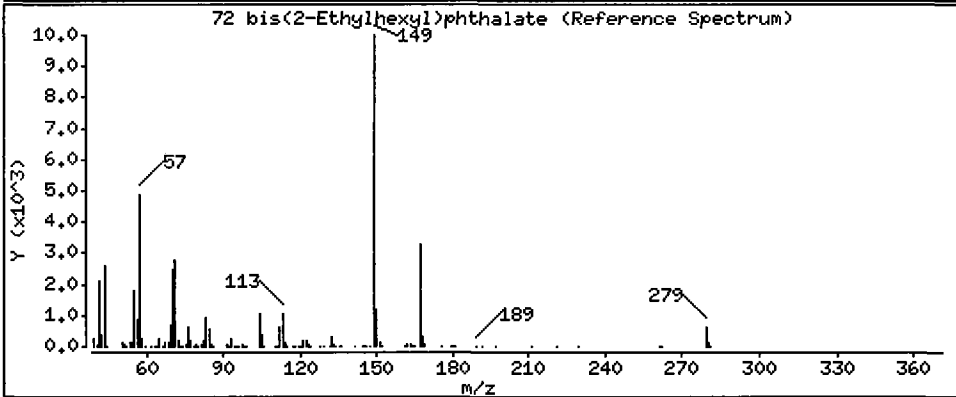
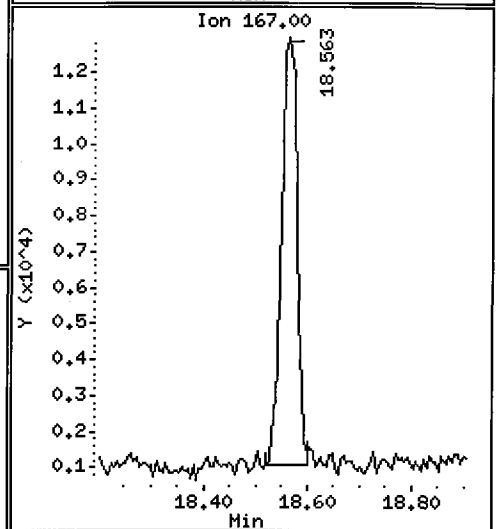
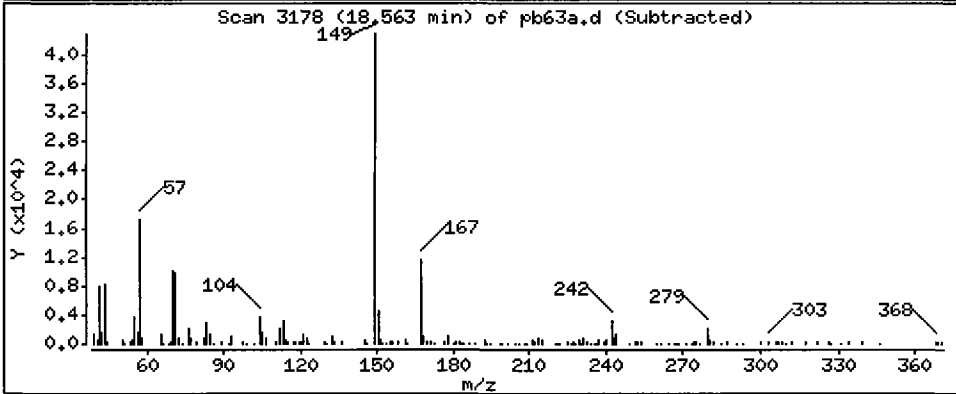
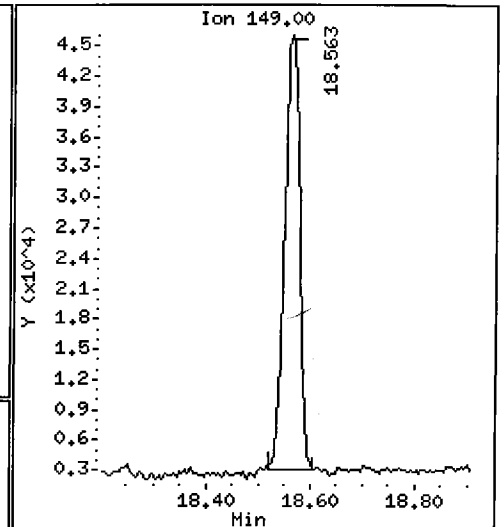
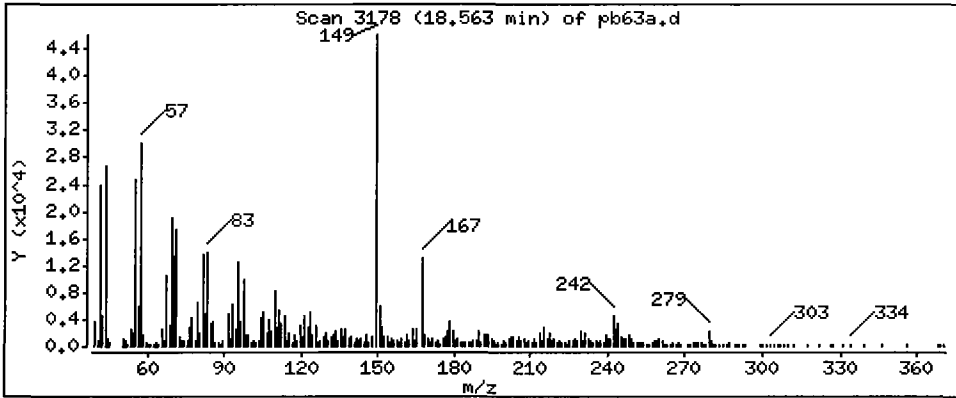
Operator: LJR/VTS

Column phase: ZB-5

Column diameter: 0.32

72 bis(2-Ethylhexyl)phthalate

Concentration: 153.5 ug/kg



Date: 16-JUN-2009 13:32

Client ID: 3SED8-A

Instrument: nt6.i

Sample Info: PB63A

Volume Injected (uL): 1.0

Operator: LJR/VTS

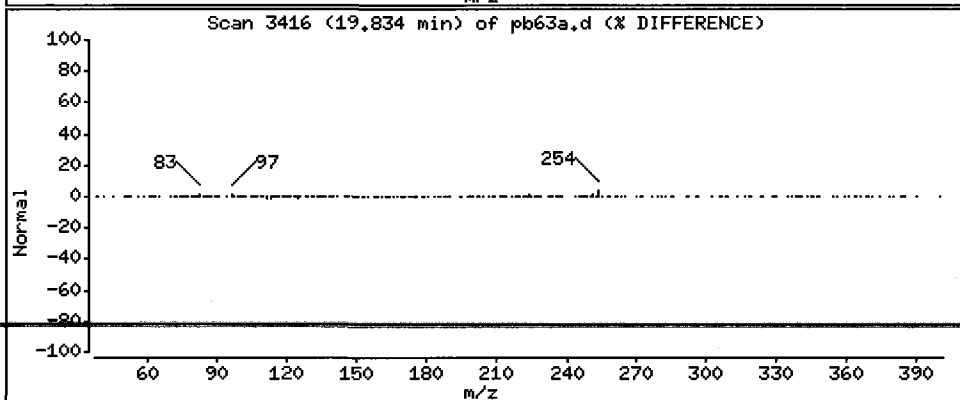
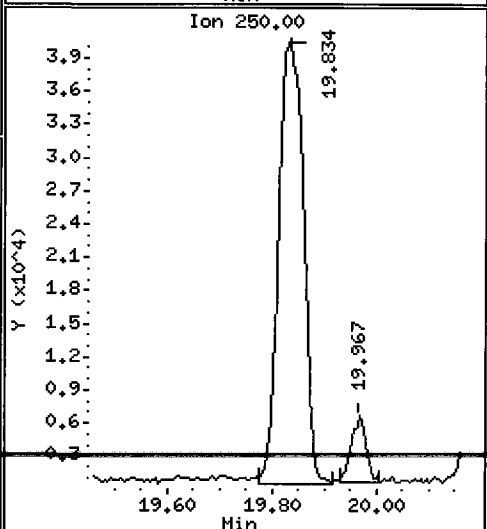
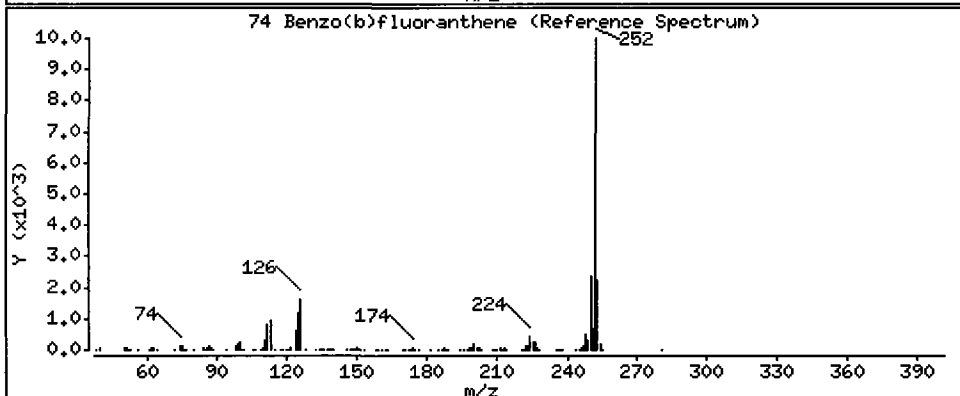
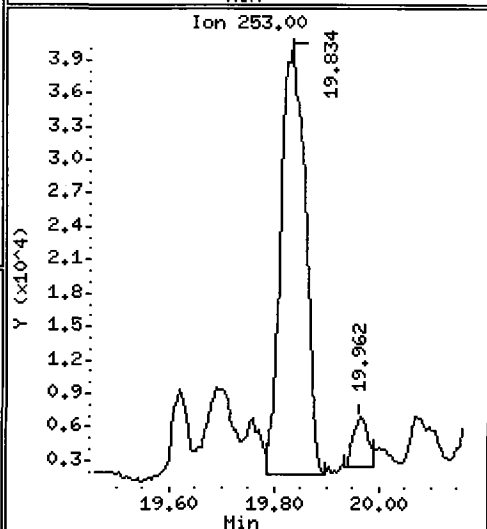
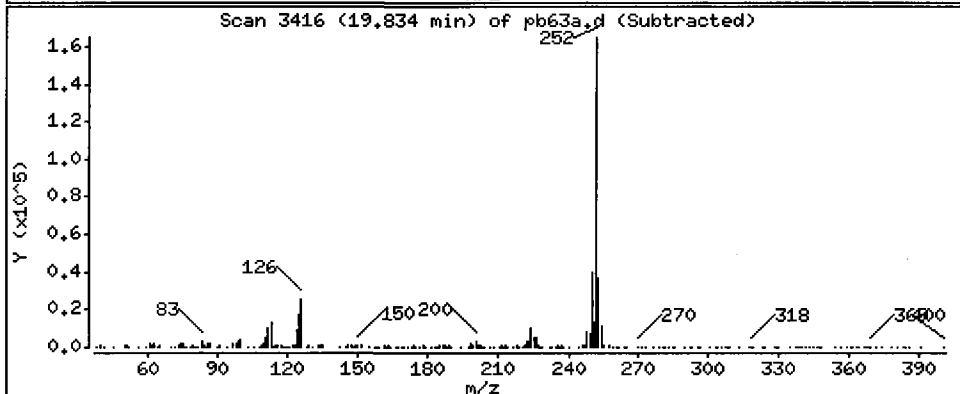
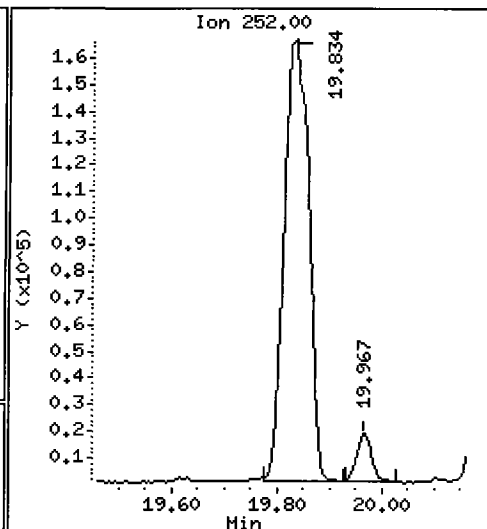
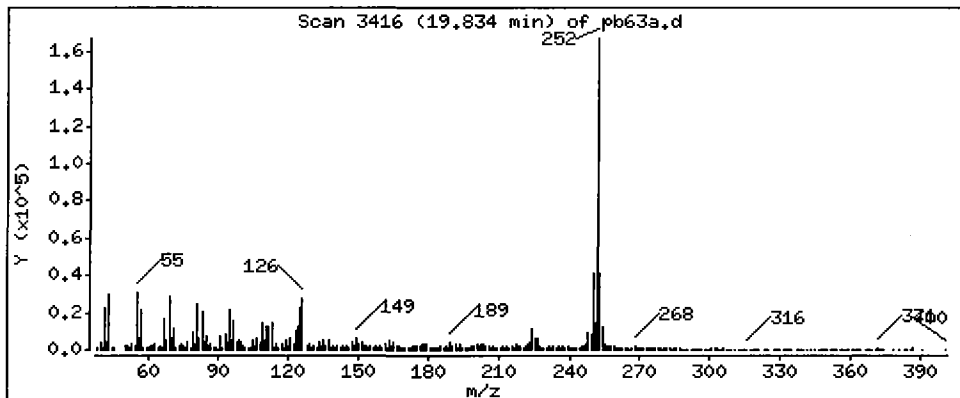
Column phase: ZB-5

Column diameter: 0.32

1/2

74 Benzo(b)fluoranthene

Concentration: 628.2 ug/kg



Date: 16-JUN-2009 13:32

Client ID: 3SED8-A

Instrument: nt6.i

Sample Info: PB63A

Volume Injected (uL): 1.0

Operator: LJR/VTS

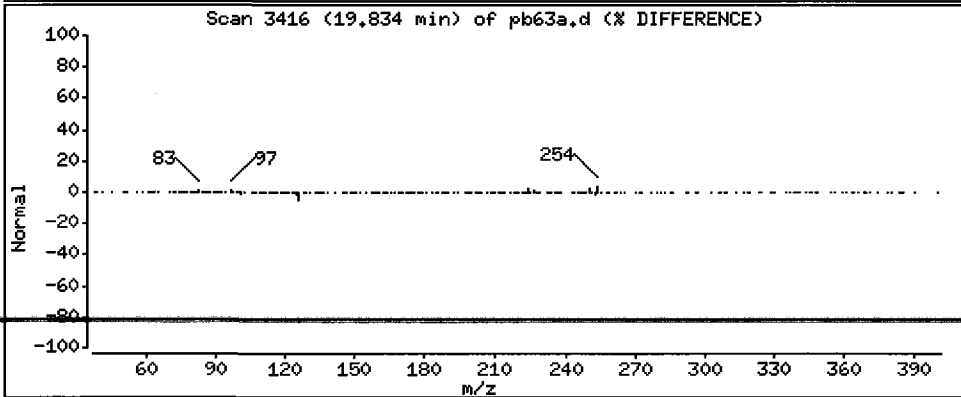
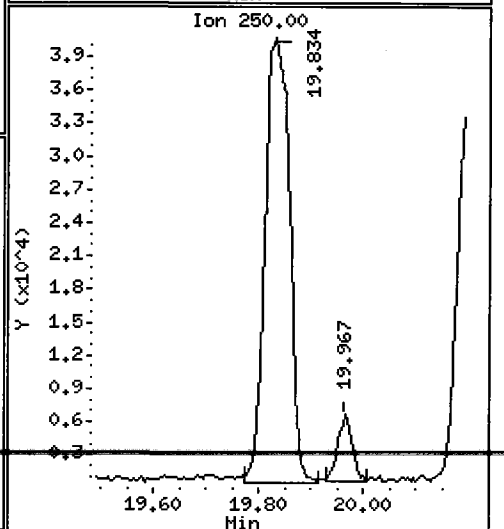
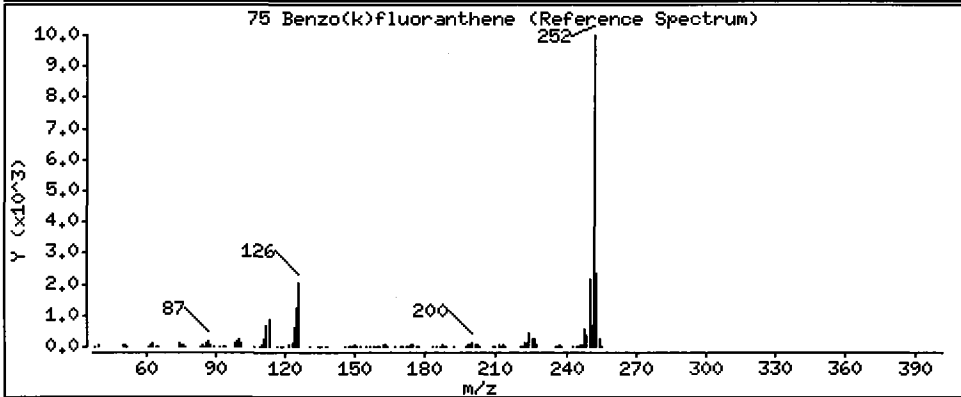
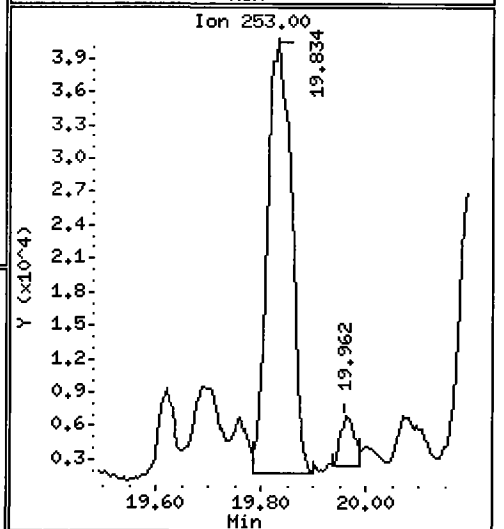
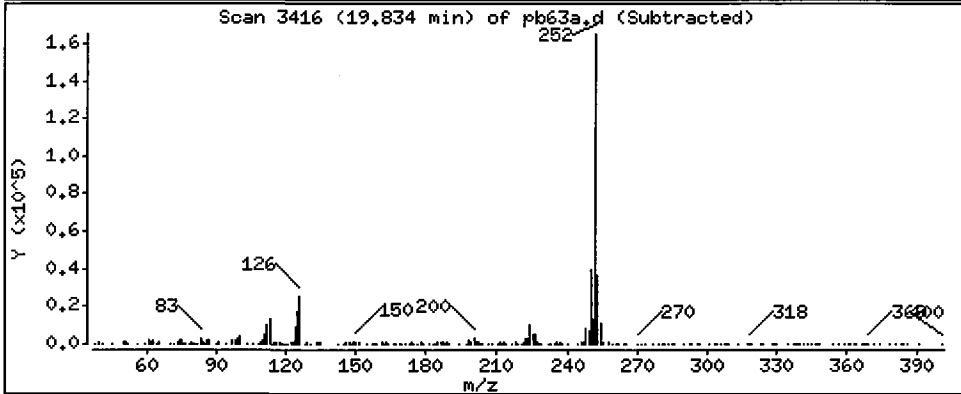
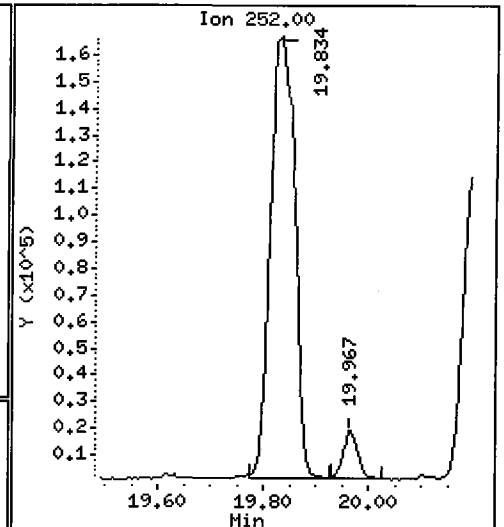
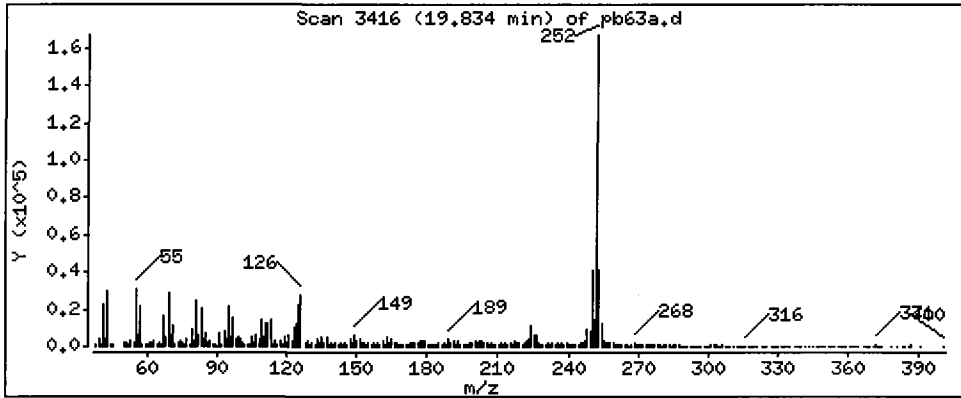
Column phase: ZB-5

Column diameter: 0.32

75 Benzo(k)fluoranthene

Concentration: 611.7 ug/kg

V/C



Date : 16-JUN-2009 13:32

Client ID: 3SED8-A

Instrument: nt6.i

Sample Info: PB63A

Volume Injected (uL): 1.0

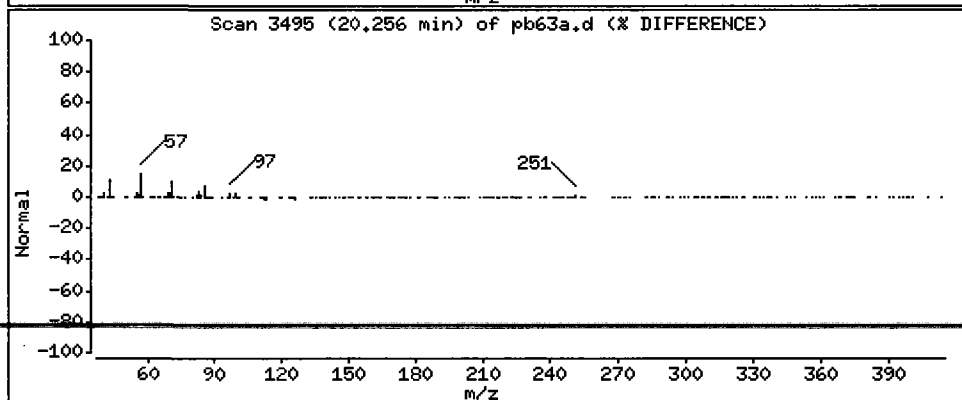
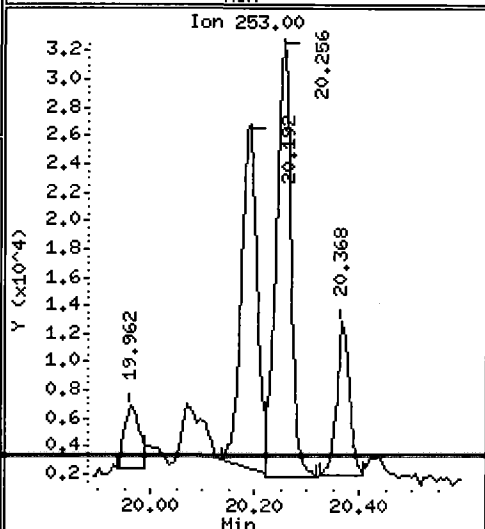
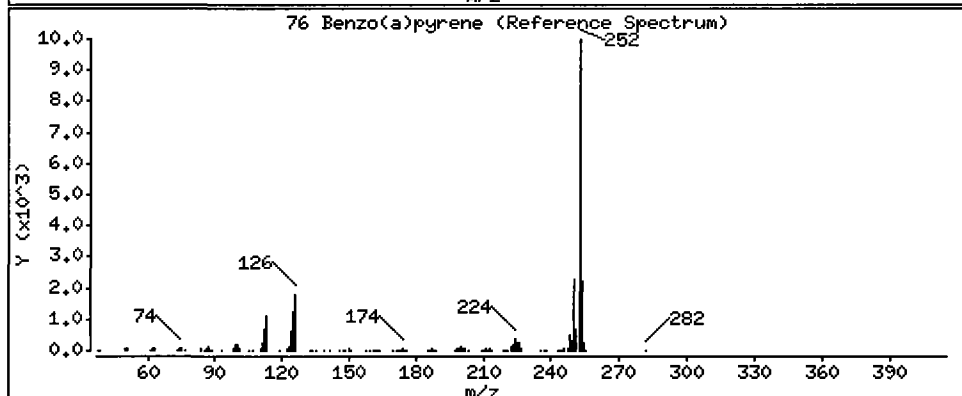
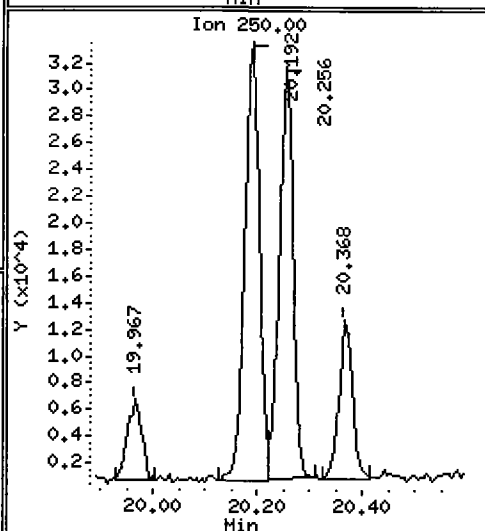
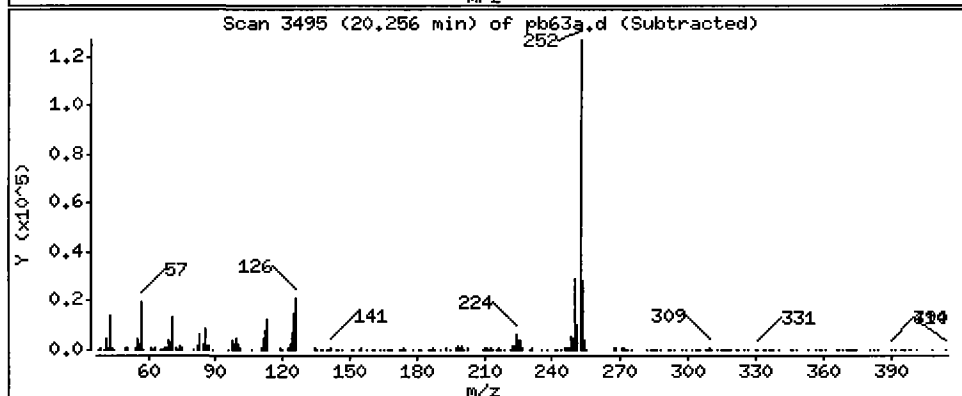
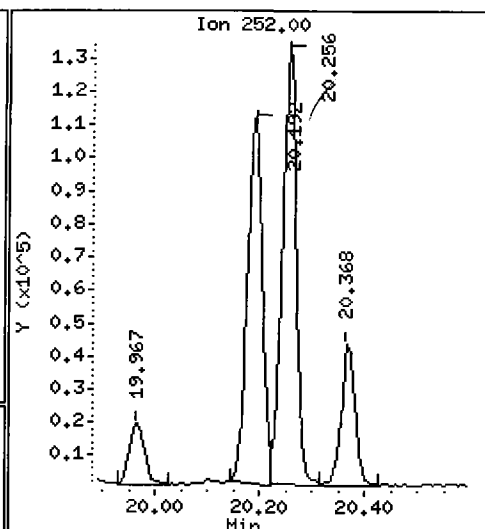
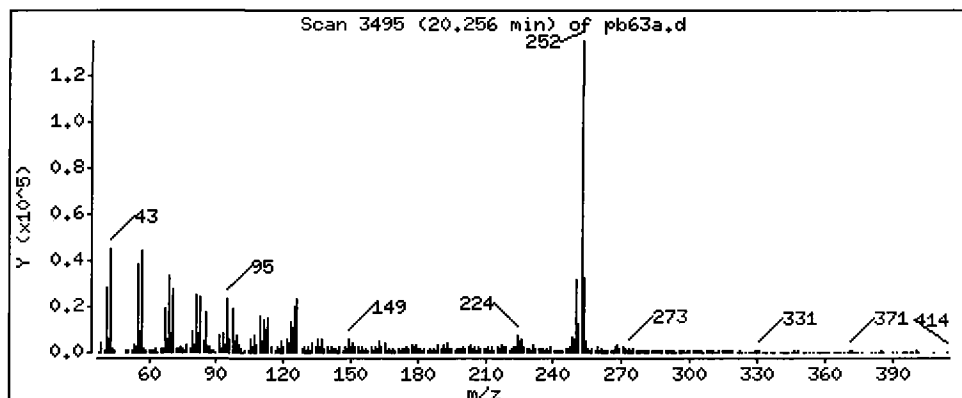
Operator: LJR/VTS

Column phase: ZB-5

Column diameter: 0.32

76 Benzo(a)pyrene

Concentration: 316.4 ug/kg



Date: 16-JUN-2009 13:32

Client ID: 3SED8-A

Instrument: nt6.i

Sample Info: PB63A

Volume Injected (uL): 1.0

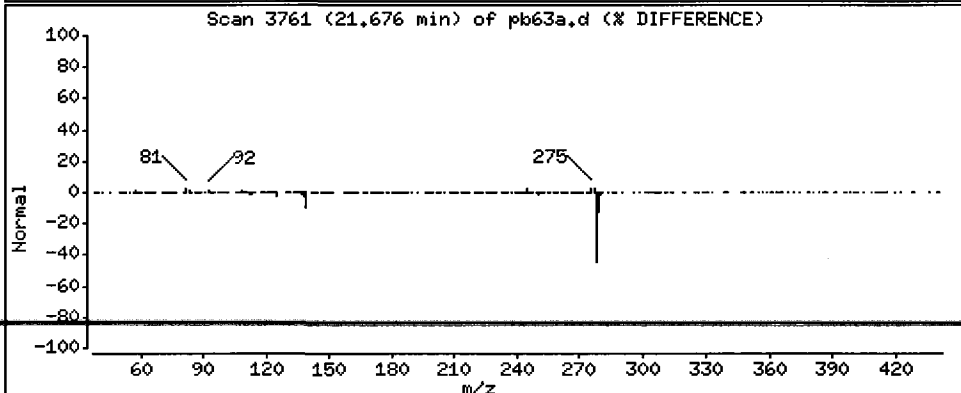
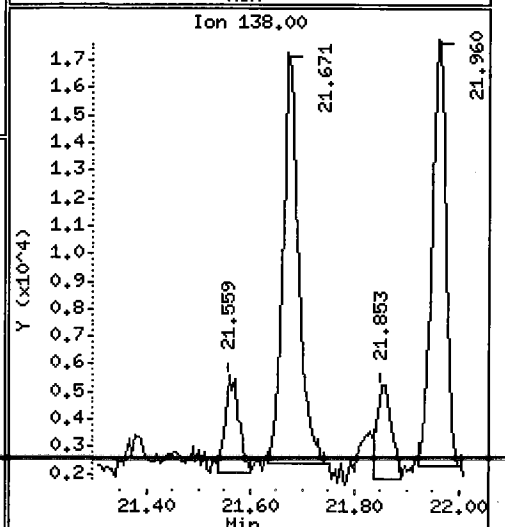
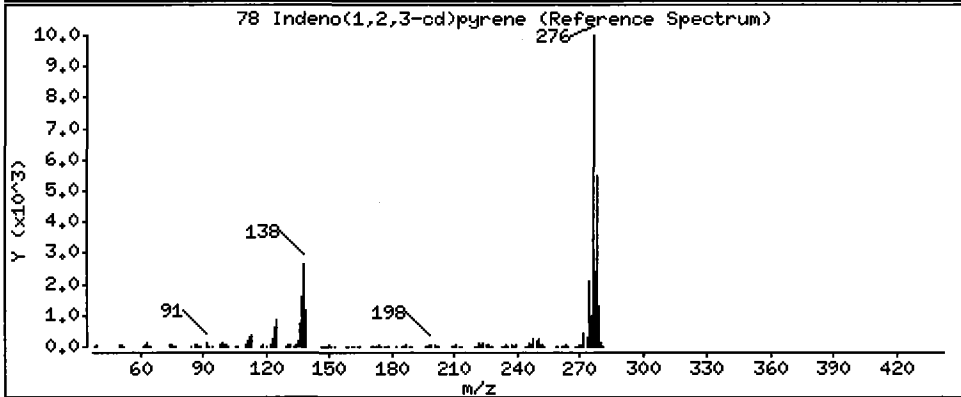
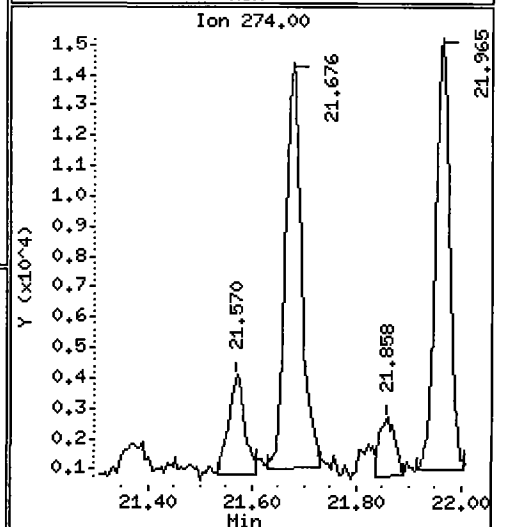
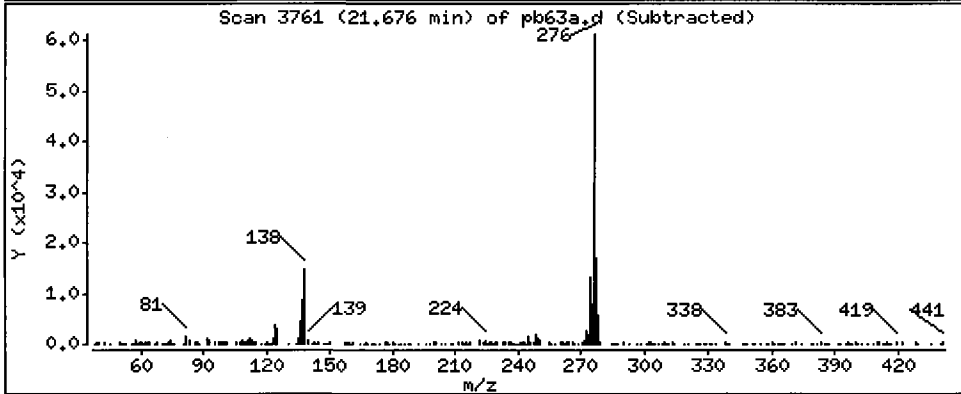
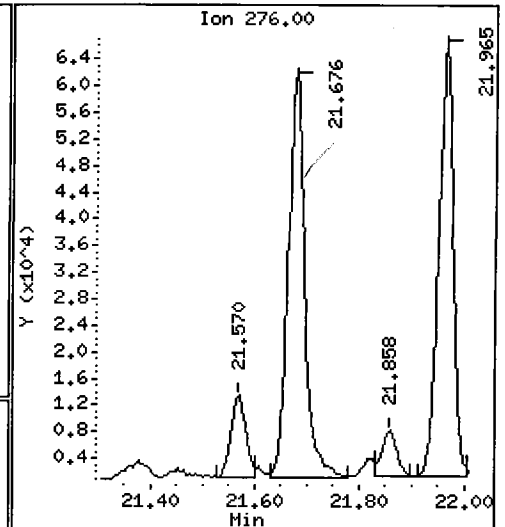
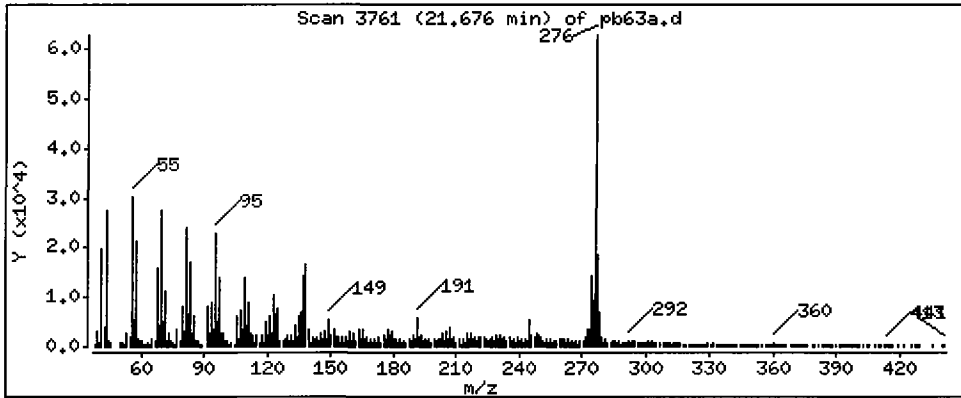
Operator: LJR/VTS

Column phase: ZB-5

Column diameter: 0.32

78 Indeno(1,2,3-cd)pyrene

Concentration: 132.3 ug/kg



Date : 16-JUN-2009 13:32

Client ID: 3SED8-A

Instrument: nt6.i

Sample Info: PB63A

Volume Injected (uL): 1.0

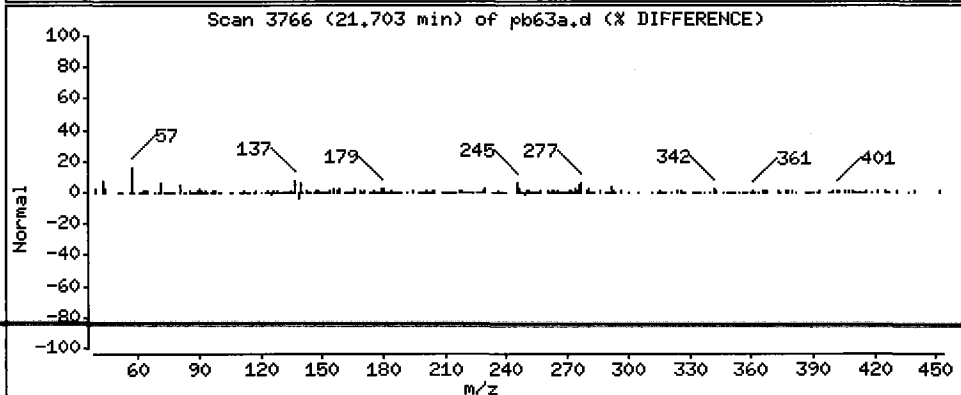
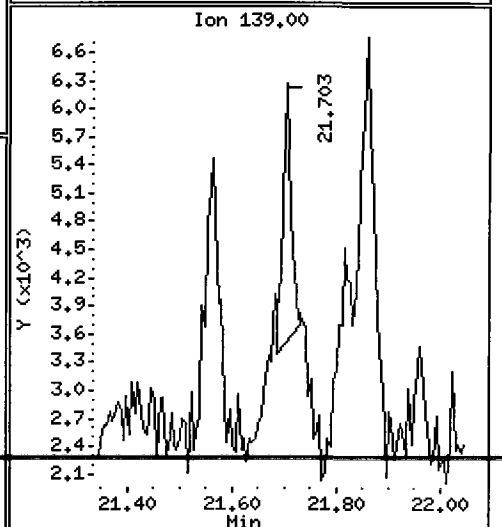
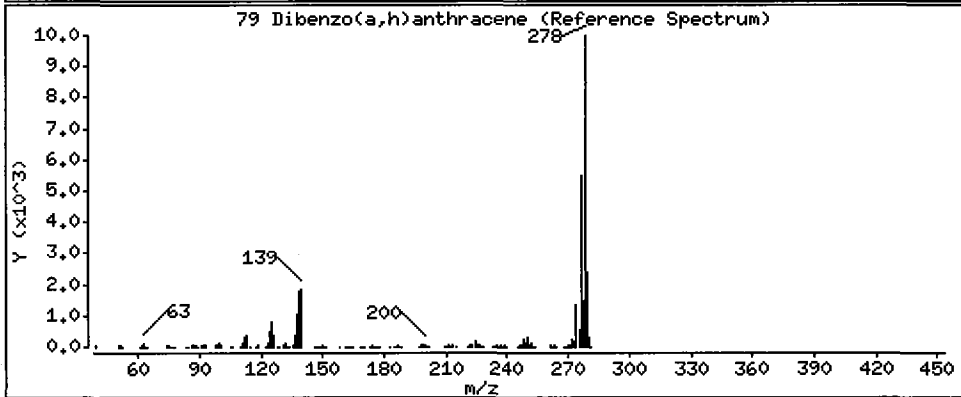
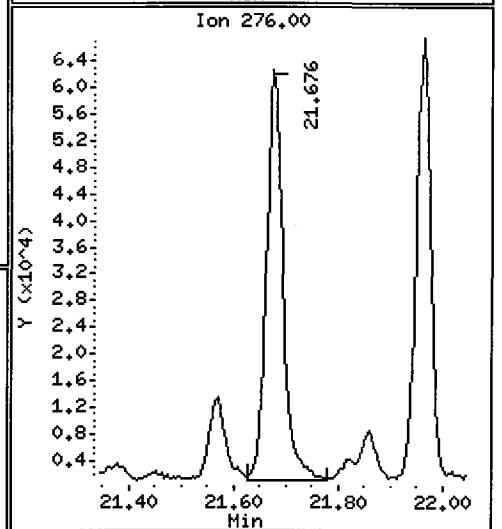
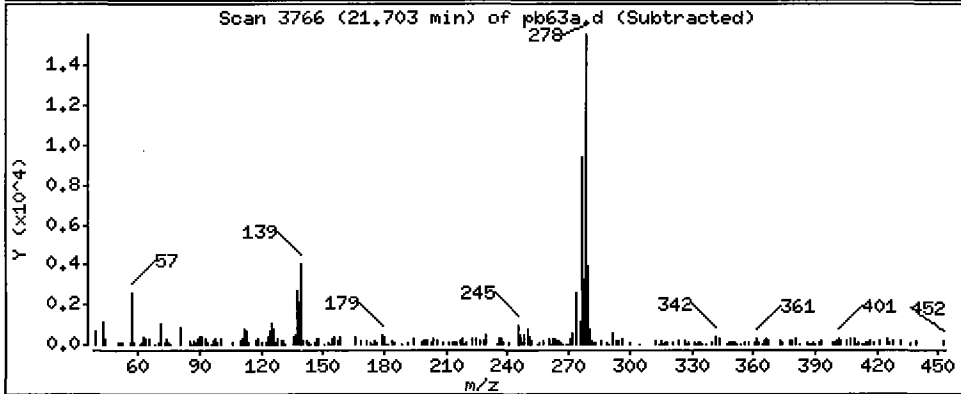
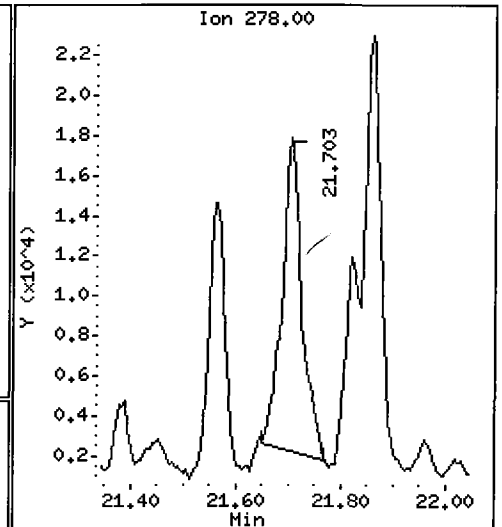
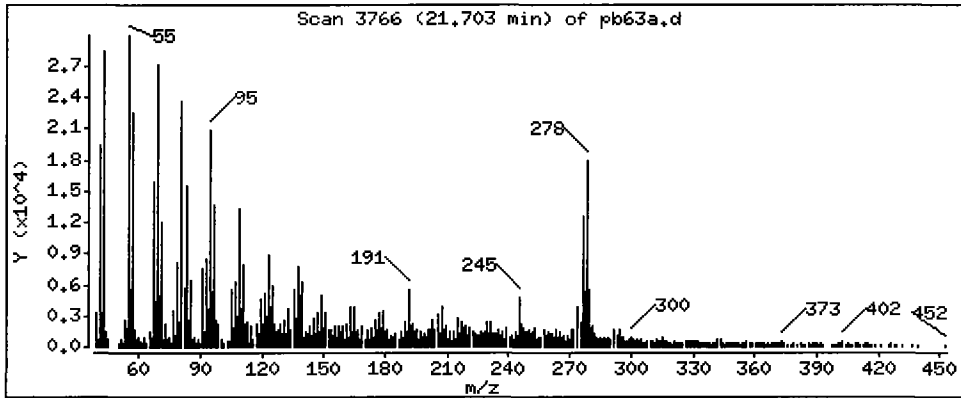
Operator: LJR/VTS

Column phase: ZB-5

Column diameter: 0.32

79 Dibenzo(a,h)anthracene

Concentration: 53.05 ug/kg



Date : 16-JUN-2009 13:32

Client ID: 3SED8-A

Instrument: nt6.i

Sample Info: PB63A

Volume Injected (uL): 1.0

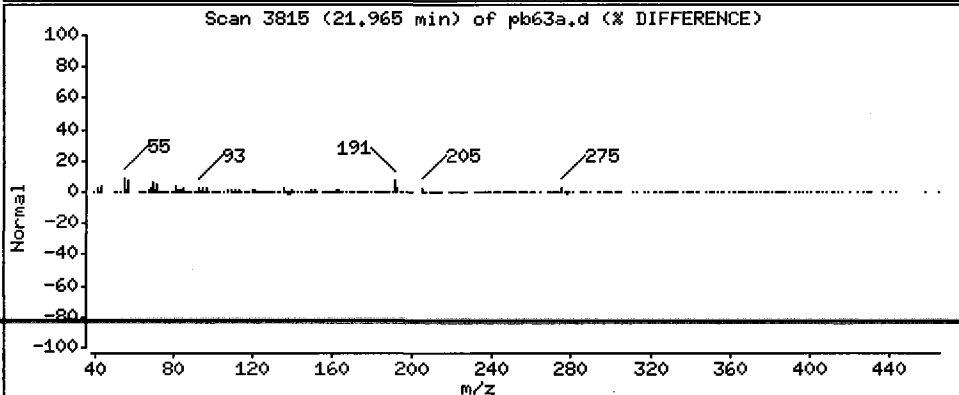
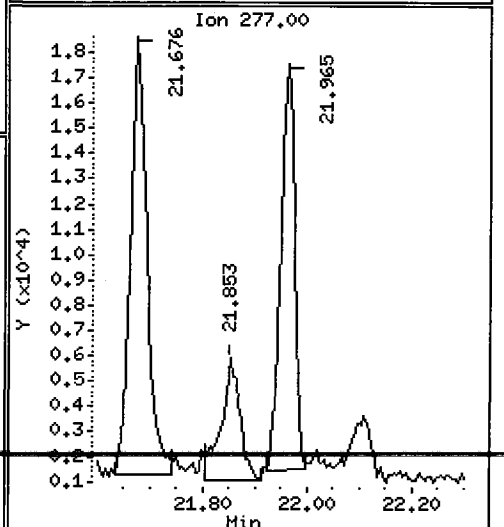
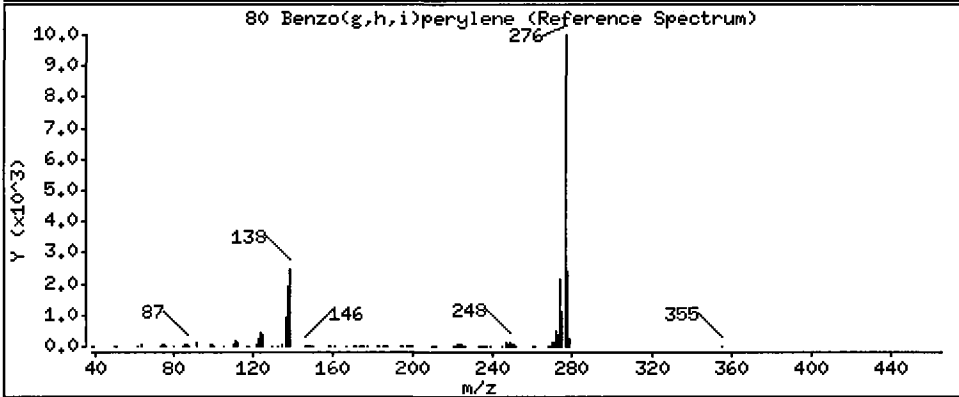
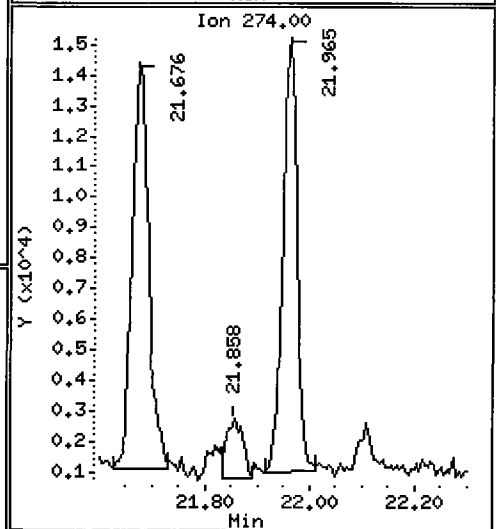
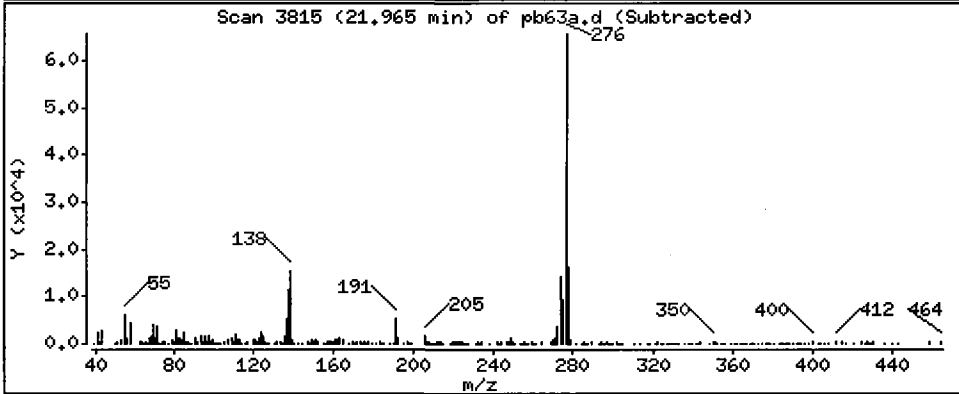
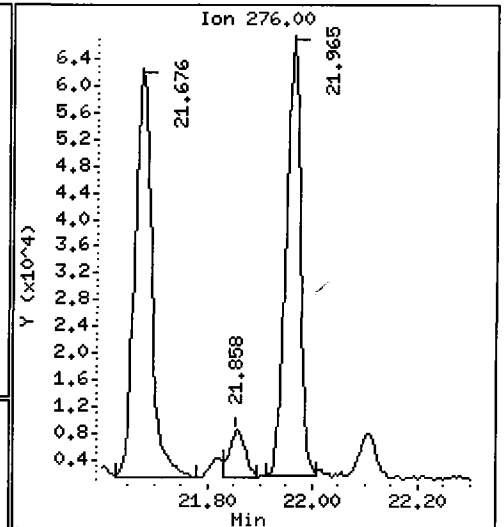
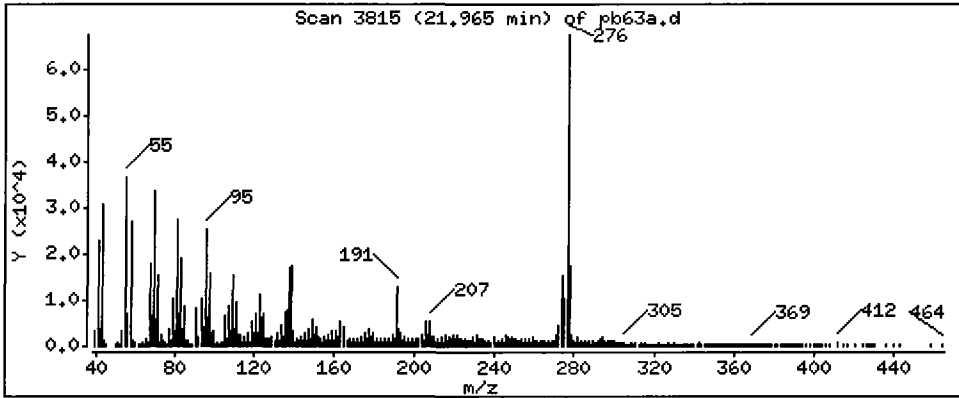
Operator: LJR/VTS

Column phase: ZB-5

Column diameter: 0.32

80 Benzo(g,h,i)perylene

Concentration: 140.5 ug/kg



ORGANICS ANALYSIS DATA SHEET

PSDDA Semivolatiles by SW8270D GC/MS

Page 1 of 2

Sample ID: 3SED8-B

SAMPLE

Lab Sample ID: PB63B

LIMS ID: 09-12943

Matrix: Sediment

Data Release Authorized: *AS*

Reported: 06/18/09

QC Report No: PB63-ENVIRONMENTAL SCIENCE CORP.

Project: JELD-WEN NORD DOOR

008.0228.00017

Date Sampled: 06/05/09

Date Received: 06/05/09

Date Extracted: 06/10/09

Date Analyzed: 06/16/09 14:05

Instrument/Analyst: NT6/LJR

GPC Cleanup: Yes

Sample Amount: 25.2 g-dry-wt

Final Extract Volume: 0.5 mL

Dilution Factor: 1.00

Percent Moisture: 61.4%

CAS Number	Analyte	RL	Result
108-95-2	Phenol	20	< 20 U
541-73-1	1,3-Dichlorobenzene	20	< 20 U
106-46-7	1,4-Dichlorobenzene	20	< 20 U
100-51-6	Benzyl Alcohol	20	< 20 U
95-50-1	1,2-Dichlorobenzene	20	< 20 U
95-48-7	2-Methylphenol	20	< 20 U
106-44-5	4-Methylphenol	20	< 20 U
67-72-1	Hexachloroethane	20	< 20 U
105-67-9	2,4-Dimethylphenol	20	< 20 U
65-85-0	Benzoic Acid	200	< 200 U
120-82-1	1,2,4-Trichlorobenzene	20	< 20 U
91-20-3	Naphthalene	20	< 20 U
87-68-3	Hexachlorobutadiene	20	< 20 U
91-57-6	2-Methylnaphthalene	20	< 20 U
131-11-3	Dimethylphthalate	20	< 20 U
208-96-8	Acenaphthylene	20	< 20 U
83-32-9	Acenaphthene	20	16 J
132-64-9	Dibenzofuran	20	< 20 U
84-66-2	Diethylphthalate	20	< 20 U
86-73-7	Fluorene	20	16 J
86-30-6	N-Nitrosodiphenylamine	20	< 20 U
118-74-1	Hexachlorobenzene	20	< 20 U
87-86-5	Pentachlorophenol	99	< 99 U
85-01-8	Phenanthrene	20	97
120-12-7	Anthracene	20	38
84-74-2	Di-n-Butylphthalate	20	< 20 U
206-44-0	Fluoranthene	20	690
129-00-0	Pyrene	20	450
85-68-7	Butylbenzylphthalate	20	< 20 U
56-55-3	Benzo (a) anthracene	20	200
117-81-7	bis (2-Ethylhexyl) phthalate	20	46
218-01-9	Chrysene	20	380
117-84-0	Di-n-Octyl phthalate	20	< 20 U
205-99-2	Benzo (b) fluoranthene	20	180
207-08-9	Benzo (k) fluoranthene	20	180
50-32-8	Benzo (a) pyrene	20	140
193-39-5	Indeno (1,2,3-cd) pyrene	20	54

ORGANICS ANALYSIS DATA SHEET
PSDDA Semivolatiles by SW8270D GC/MS
 Page 2 of 2

Sample ID: 3SED8-B
SAMPLE

Lab Sample ID: PB63B
 LIMS ID: 09-12943
 Matrix: Sediment
 Date Analyzed: 06/16/09 14:05

QC Report No: PB63-ENVIRONMENTAL SCIENCE CORP.
 Project: JELD-WEN NORD DOOR
 008.0228.00017

CAS Number	Analyte	RL	Result
53-70-3	Dibenz (a, h) anthracene	20	23
191-24-2	Benzo (g, h, i) perylene	20	57
90-12-0	1-Methylnaphthalene	20	< 20 U

Reported in µg/kg (ppb)

Semivolatile Surrogate Recovery

d5-Nitrobenzene	47.2%	2-Fluorobiphenyl	62.4%
d14-p-Terphenyl	58.8%	d4-1,2-Dichlorobenzene	40.4%
d5-Phenol	53.6%	2-Fluorophenol	47.5%
2,4,6-Tribromophenol	69.9%	d4-2-Chlorophenol	52.5%

Analytical Resources, Inc.

Semivolatiles Report SW846 Method 8270D

Data file : /chem1/nt6.i/20090616.b/pb63b.d
 Lab Smp Id: PB63B Client Smp ID: 3SED8-B
 Inj Date : 16-JUN-2009 14:05 Inst ID: nt6.i
 Operator : LJR/VTS
 Smp Info : PB63B
 Misc Info : 09-12943
 Comment : 1ul Injection
 Method : /chem1/nt6.i/20090616.b/SW846.m
 Meth Date : 17-Jun-2009 11:06 jeff Quant Type: ISTD
 Cal Date : 11-JUN-2009 14:21 Cal File: 0050611a.d
 Als bottle: 5
 Dil Factor: 1.00000
 Integrator: HP RTE Compound Sublist: PSDDA.sub
 Target Version: 3.50

LJR
6/17/09

Concentration Formula: Amt * DF * Vt / (Ws * (100 - M) / 100) * CpndVariable

Name	Value	Description
DF	1.00000	Dilution Factor
Vt	500.00000	Volume of final extract (uL)
Ws	65.40000	Weight of sample extracted (g)
M	61.40000	% Moisture

Cpnd Variable

Local Compound Variable

Compounds	QUANT SIG	RT	EXP RT	REL RT	RESPONSE	CONCENTRATIONS	
						ON-COLUMN (ug/mL)	FINAL (ug/kg)
\$ 1 2-Fluorophenol	112	4.681	4.638	(0.695)	138259	17.7540	351.6
\$ 2 Phenol-d5	99	6.491	6.428	(0.964)	210404	20.1198	398.5
3 Phenol	94	Compound Not Detected.					
\$ 5 2-Chlorophenol-d4	132	6.454	6.438	(0.958)	125261	19.6566	389.3
4 Bis(2-Chloroethyl) ether	93	Compound Not Detected.					
6 2-Chlorophenol	128	Compound Not Detected.					
7 1,3-Dichlorobenzene	146	Compound Not Detected.					
* 8 1,4-Dichlorobenzene-d4	152	6.737	6.732	(1.000)	94458	20.0000	
9 1,4-Dichlorobenzene	146	Compound Not Detected.					
\$ 10 1,2-Dichlorobenzene-d4	152	7.041	7.036	(1.045)	47574	10.1145	200.3
12 1,2-Dichlorobenzene	146	Compound Not Detected.					
11 Benzyl alcohol	108	Compound Not Detected.					
14 2,2'-oxybis(1-Chloropropane)	45	Compound Not Detected.					
13 2-Methylphenol	108	Compound Not Detected.					
17 Hexachloroethane	117	Compound Not Detected.					

Compounds	QUANT SIG MASS	RT	EXP RT	REL RT	RESPONSE	CONCENTRATIONS	
						ON-COLUMN (ug/mL)	FINAL (ug/kg)
16 N-Nitroso-di-n-propylamine	70						
15 4-Methylphenol	108						
\$ 18 Nitrobenzene-d5	82	7.698	7.704	(0.874)	120654	11.8126	234.0
19 Nitrobenzene	77						
20 Isophorone	82						
21 2-Nitrophenol	139						
22 2,4-Dimethylphenol	107						
23 Bis(2-Chloroethoxy)methane	93						
24 Benzoic acid	105						
25 2,4-Dichlorophenol	162						
26 1,2,4-Trichlorobenzene	180						
* 27 Naphthalene-d8	136	8.804	8.804	(1.000)	332577	20.0000	
28 Naphthalene	128						
29 4-Chloroaniline	127						
30 Hexachlorobutadiene	225						
31 4-Chloro-3-methylphenol	107						
32 2-Methylnaphthalene	141						
33 Hexachlorocyclopentadiene	237						
34 2,4,6-Trichlorophenol	196						
35 2,4,5-Trichlorophenol	196						
\$ 36 2-Fluorobiphenyl	172	10.620	10.626	(0.913)	206771	15.5521	308.0
37 2-Chloronaphthalene	162						
38 2-Nitroaniline	65						
39 Dimethylphthalate	163						
40 Acenaphthylene	152						
41 2,6-Dinitrotoluene	165						
* 42 Acenaphthene-d10	164	11.635	11.635	(1.000)	178995	20.0000	
43 3-Nitroaniline	138						
44 Acenaphthene	153	11.677	11.683	(1.004)	9228	0.82190 <i>LSL</i>	16.28
45 2,4-Dinitrophenol	184						
46 Dibenzofuran	168						
47 4-Nitrophenol	109						
48 2,4-Dinitrotoluene	165						
50 Diethylphthalate	149	12.532	12.543	(1.077)	7697	0.64757	12.83 <i>LSL</i>
49 Fluorene	166	12.489	12.495	(1.073)	11025	0.83085	16.46
51 4-Chlorophenyl-phenylether	204						
52 4-Nitroaniline	138						
53 4,6-Dinitro-2-methylphenol	198						
54 N-Nitrosodiphenylamine	169						
\$ 55 2,4,6-Tribromophenol	330	12.917	12.917	(1.110)	44652	26.1628	518.2
56 4-Bromophenyl-phenylether	248						
57 Hexachlorobenzene	284						
58 Pentachlorophenol	266						
* 59 Phenanthrene-d10	188	13.963	13.964	(1.000)	270182	20.0000	
60 Phenanthrene	178	13.995	14.001	(1.002)	83728	4.88237	96.70
61 Anthracene	178	14.065	14.071	(1.007)	33140	1.90616	37.75
62 Carbazole	167	14.380	14.386	(1.030)	9437	0.66054 <i>LSL</i>	13.08
63 Di-n-butylphthalate	149						

Compounds	QUANT SIG		CONCENTRATIONS					
	MASS	RT	EXP RT	REL RT	RESPONSE	ON-COLUMN (ug/mL)	FINAL (ug/kg)	
=====	=====	==	=====	=====	=====	=====	=====	
64 Fluoranthene	202	15.913	15.903	(1.140)	611537	34.9286	691.8	
65 Pyrene	202	16.244	16.239	(0.892)	546742	22.6063	447.7	
\$ 66 Terphenyl-d14	244	16.618	16.613	(0.912)	228833	14.6755	290.7	
67 Butylbenzylphthalate	149	Compound Not Detected.						
68 Benzo(a)anthracene	228	18.194	18.183	(0.999)	213197	9.89442	196.0	
* 69 Chrysene-d12	240	18.215	18.210	(1.000)	291939	20.0000		
70 3,3'-Dichlorobenzidine	252	Compound Not Detected.						
71 Chrysene	228	18.252	18.247	(1.002)	391287	18.9654	375.6	
72 bis(2-Ethylhexyl)phthalate	149	18.562	18.557	(0.952)	30705	2.31825	45.92	
* 134 Di-n-octylphthalate-d4	153	19.491	19.486	(1.000)	427047	20.0000		
73 Di-n-octylphthalate	149	Compound Not Detected.						
74 Benzo(b)fluoranthene	252	19.828	19.812	(0.975)	415424	18.5240	366.9 9.140	
75 Benzo(k)fluoranthene	252	19.828	19.844	(0.975)	415424	18.0350	357.2 9.140	
76 Benzo(a)pyrene	252	20.255	20.245	(0.996)	139073	6.85056	135.7	
* 77 Perylene-d12	264	20.341	20.325	(1.000)	309474	20.0000		
78 Indeno(1,2,3-cd)pyrene	276	21.692	21.660	(1.066)	74031	2.73554	54.18	
79 Dibenzo(a,h)anthracene	278	21.719	21.698	(1.068)	23867	1.16164	23.01	
80 Benzo(g,h,i)perylene	276	21.975	21.954	(1.080)	68458	2.89444	57.33	
90 N-Nitrosodimethylamine	74	Compound Not Detected.						
91 Aniline	93	Compound Not Detected.						
93 Benzidine	184	Compound Not Detected.						
103 Pyridine	79	Compound Not Detected.						
105 1-methylnaphthalene	141	Compound Not Detected.						
111 Azobenzene (1,2-DP-Hydrazine)	77	Compound Not Detected.						

Analytical Resources, Inc.

INTERNAL STANDARD COMPOUNDS
 AREA AND RT SUMMARY

Instrument ID: nt6.i
 Lab File ID: pb63b.d
 Lab Smp Id: PB63B
 Analysis Type: SV
 Quant Type: ISTD
 Operator: LJR/VTS
 Method File: /chem1/nt6.i/20090616.b/SW846.m
 Misc Info: 09-12943

Calibration Date: 16-JUN-2009
 Calibration Time: 11:54
 Client Smp ID: 3SED8-B
 Level: LOW
 Sample Type: Sediment

Test Mode:
 Use Initial Calibration Level 4.

COMPOUND	STANDARD	AREA LIMIT		SAMPLE	%DIFF
		LOWER	UPPER		
8 1,4-Dichlorobenze	112389	56194	224778	94458	-15.95
27 Naphthalene-d8	384492	192246	768984	332577	-13.50
42 Acenaphthene-d10	217478	108739	434956	178995	-17.70
59 Phenanthrene-d10	336594	168297	673188	270182	-19.73
69 Chrysene-d12	247160	123580	494320	291939	18.12
134 Di-n-octylphthala	347036	173518	694072	427047	23.06
77 Perylene-d12	232938	116469	465876	309474	32.86

COMPOUND	STANDARD	RT LIMIT		SAMPLE	%DIFF
		LOWER	UPPER		
8 1,4-Dichlorobenze	6.73	6.23	7.23	6.74	0.08
27 Naphthalene-d8	8.80	8.30	9.30	8.80	0.00
42 Acenaphthene-d10	11.64	11.14	12.14	11.63	0.00
59 Phenanthrene-d10	13.96	13.46	14.46	13.96	0.00
69 Chrysene-d12	18.21	17.71	18.71	18.21	0.03
134 Di-n-octylphthala	19.49	18.99	19.99	19.49	0.03
77 Perylene-d12	20.32	19.82	20.82	20.34	0.08

AREA UPPER LIMIT = +100% of internal standard area.
 AREA LOWER LIMIT = - 50% of internal standard area.
 RT UPPER LIMIT = + 0.50 minutes of internal standard RT.
 RT LOWER LIMIT = - 0.50 minutes of internal standard RT.

Analytical Resources, Inc.

RECOVERY REPORT

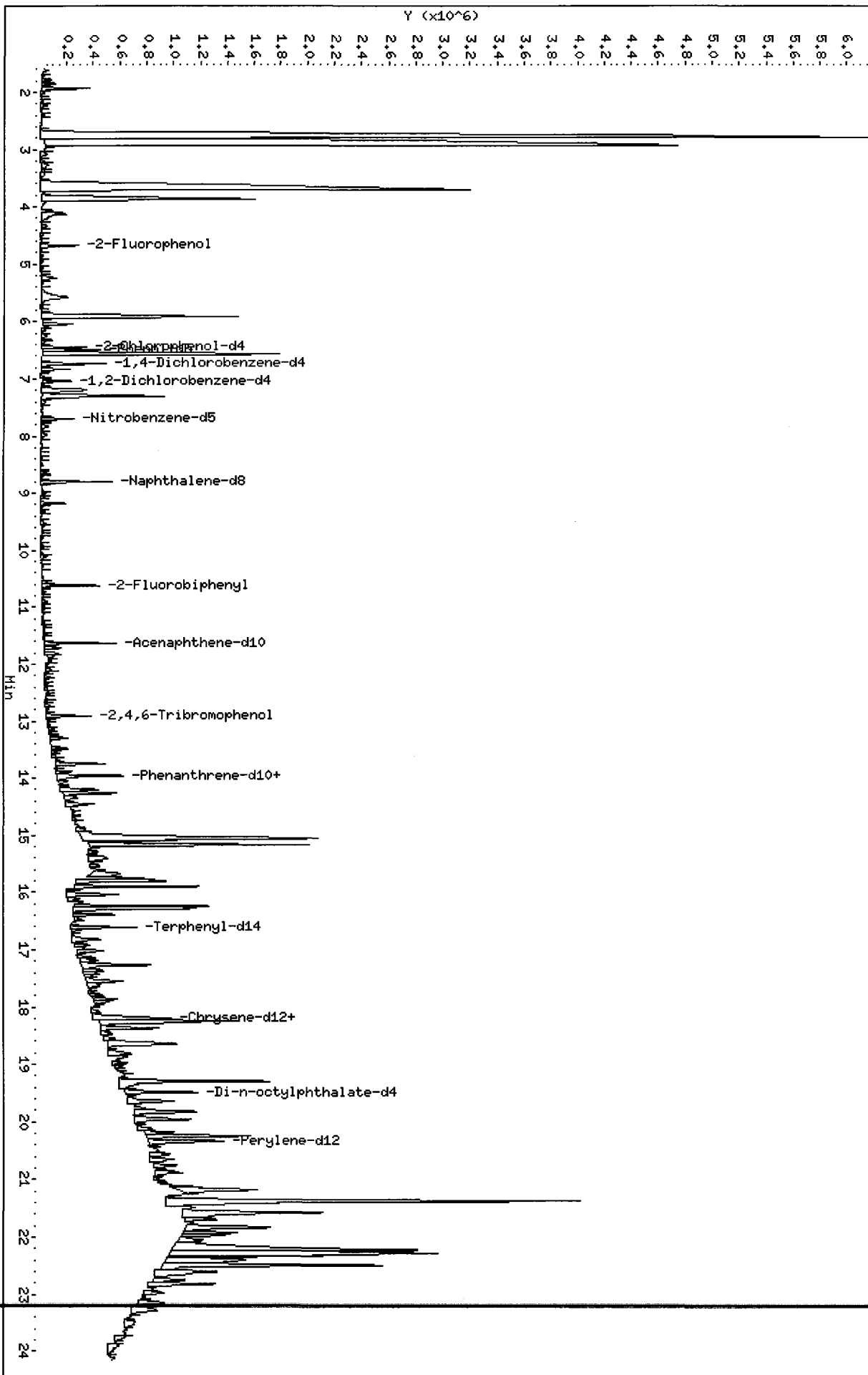
Client Name: ESC Client SDG: PB63
 Sample Matrix: SOLID Fraction: SV
 Lab Smp Id: PB63B Client Smp ID: 3SED8-B
 Level: LOW Operator: LJR/VTS
 Data Type: MS DATA SampleType: SAMPLE
 SpikeList File: PSDDALCS.spk Quant Type: ISTD
 Sublist File: PSDDA.sub
 Method File: /chem1/nt6.i/20090616.b/SW846.m
 Misc Info: 09-12943

SURROGATE COMPOUND	CONC ADDED ug/kg	CONC RECOVERED ug/kg	% RECOVERED	LIMITS
\$ 1 2-Fluorophenol	742.7	351.6	47.34	21-100
\$ 2 Phenol-d5	742.7	398.5	53.65	10-100
\$ 5 2-Chlorophenol-d4	742.7	389.3	52.42	30-100
\$ 10 1,2-Dichlorobenzen	495.2	200.3	40.46	24-100
\$ 18 Nitrobenzene-d5	495.2	234.0	47.25	26-100
\$ 36 2-Fluorobiphenyl	495.2	308.0	62.21	32-100
\$ 55 2,4,6-Tribromophen	742.7	518.2	69.77	33-118
\$ 66 Terphenyl-d14	495.2	290.7	58.70	21-97

Data File: /chem1/nt6.i/20090616.b/pb63b.d
Date: 16-JUN-2009 14:05
Client ID: 3SEED8-B
Sample Info: PB63B
Volume Injected (uL): 1.0
Column phase: ZB-5

Instrument: nt6.i
Operator: LJR/VTS
Column diameter: 0.32

/chem1/nt6.i/20090616.b/pb63b.d



Date : 16-JUN-2009 14:05

Client ID: 3SED8-B

Instrument: nt6.i

Sample Info: PB63B

Volume Injected (uL): 1.0

Operator: LJR/VTS

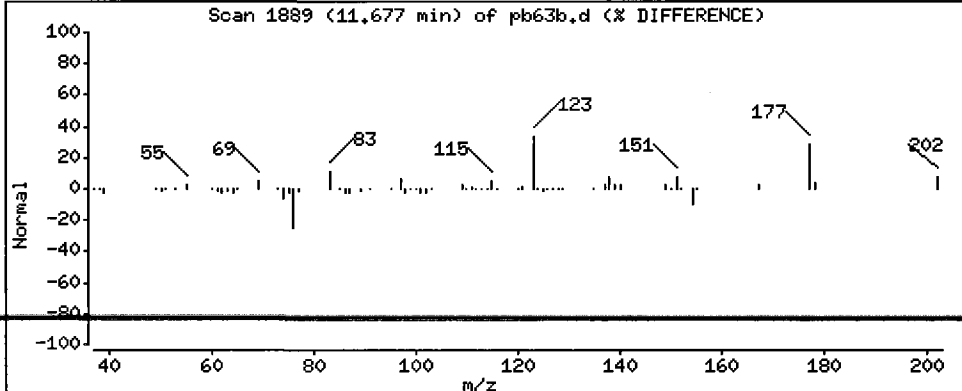
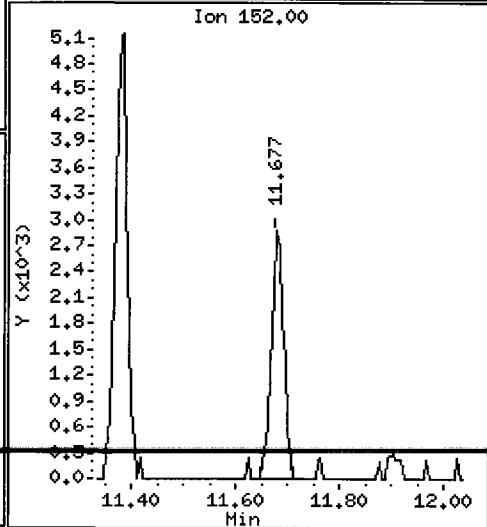
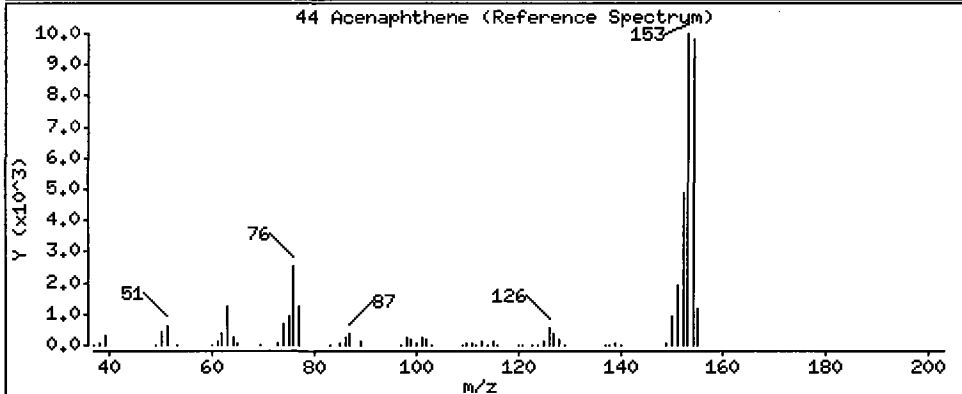
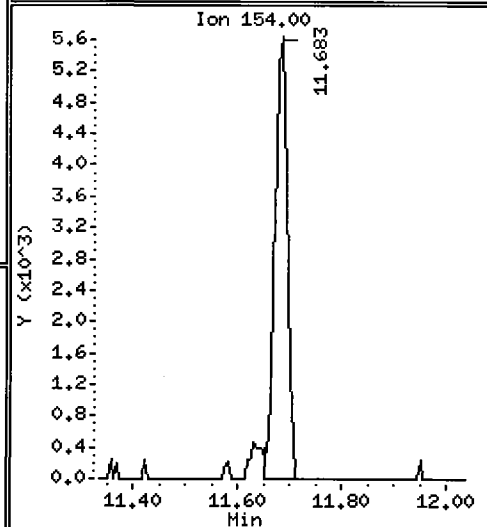
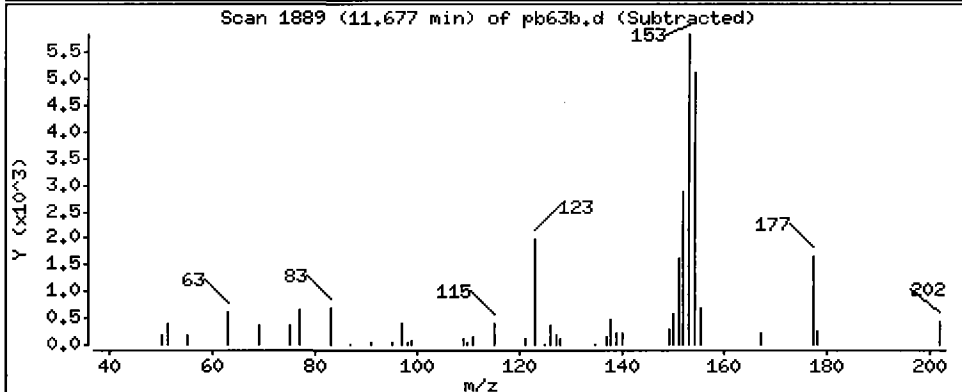
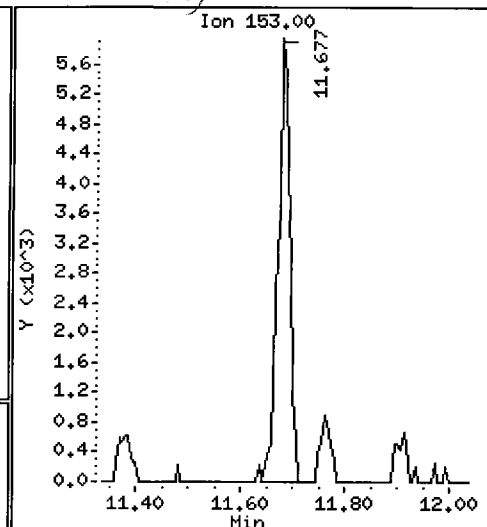
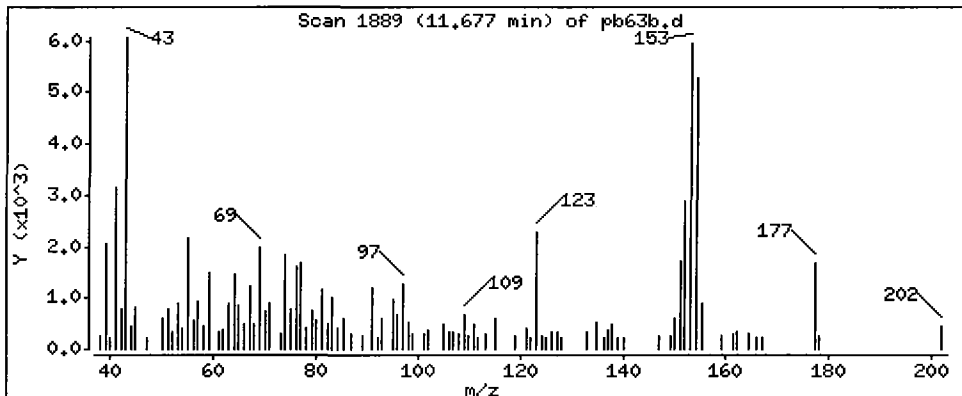
Column phase: ZB-5

Column diameter: 0.32

44 Acenaphthene

Concentration: 16.28 ug/kg

JLR



Date : 16-JUN-2009 14:05

Client ID: 3SED8-B

Instrument: nt6.i

Sample Info: PB63B

Volume Injected (uL): 1.0

Operator: LJR/VTS

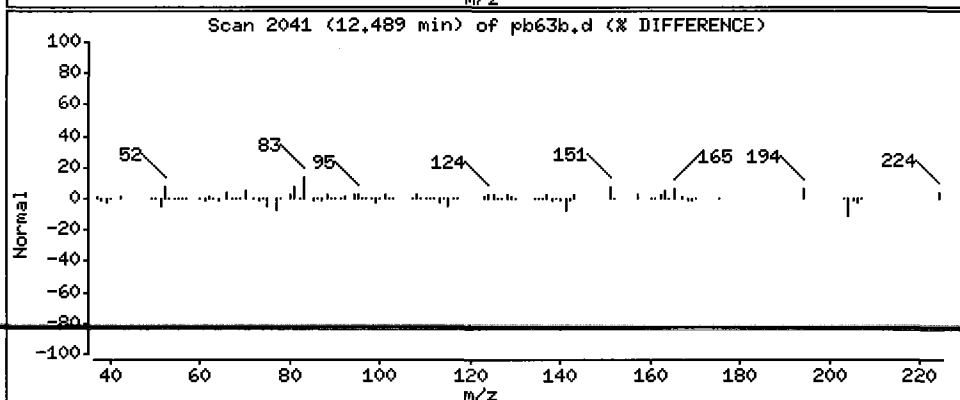
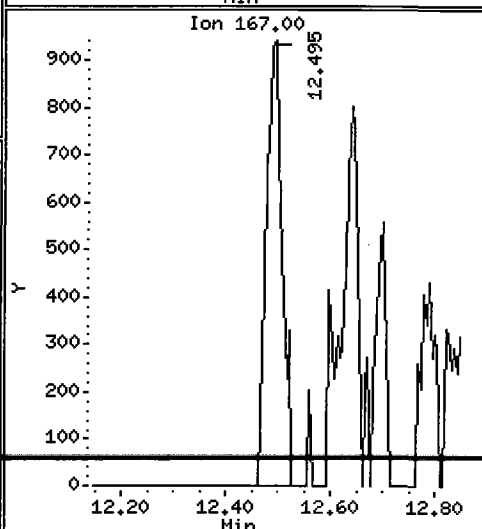
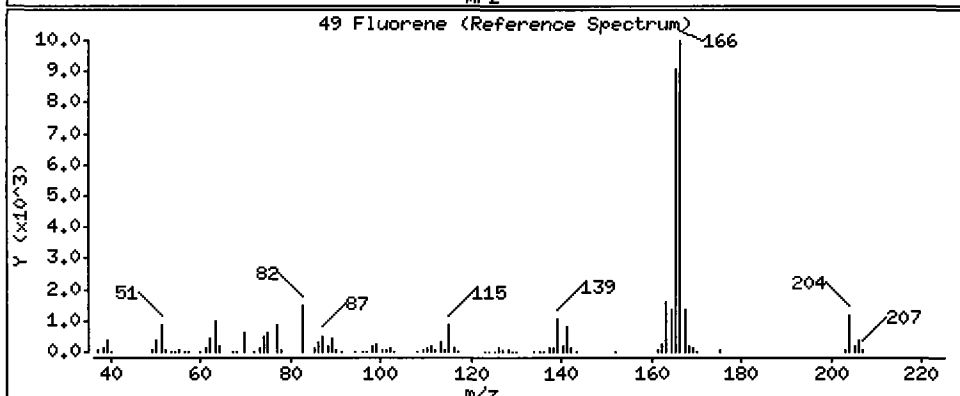
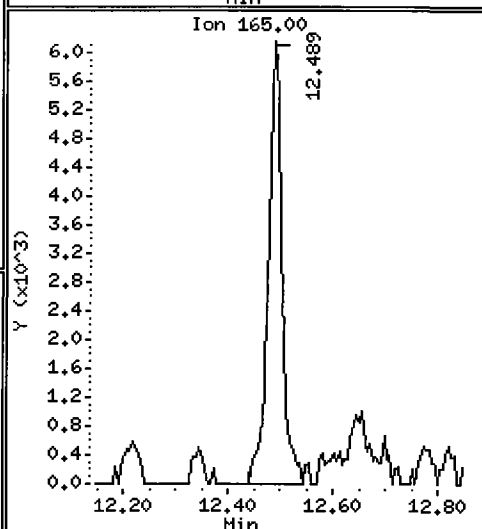
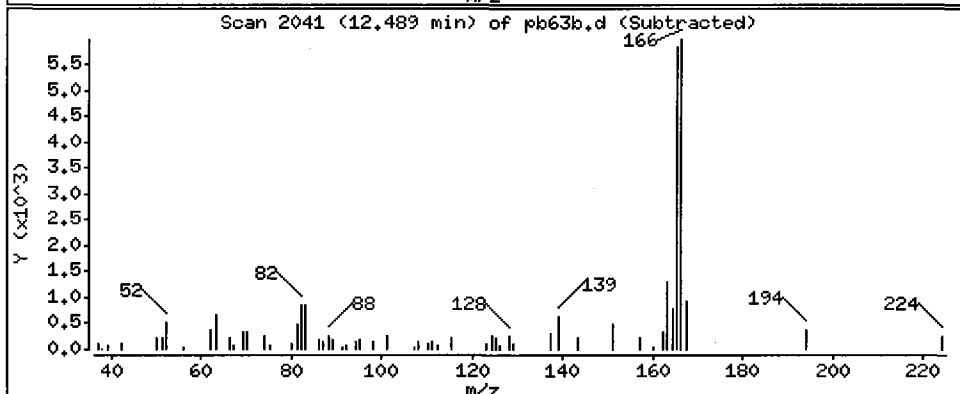
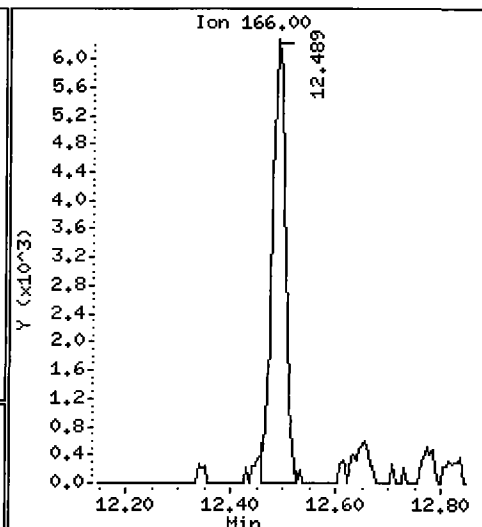
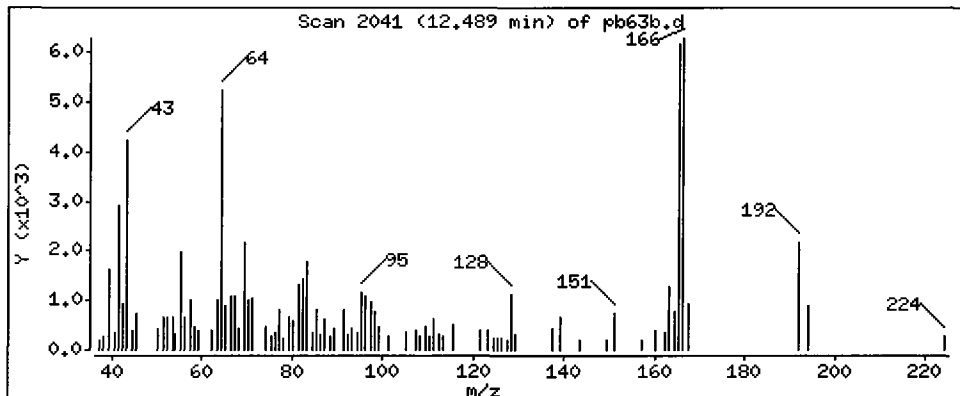
Column phase: ZB-5

Column diameter: 0.32

Over

49 Fluorene

Concentration: 16.46 ug/kg



Date : 16-JUN-2009 14:05

Client ID: 3SED8-B

Instrument: nt6.i

Sample Info: PB63B

Volume Injected (uL): 1.0

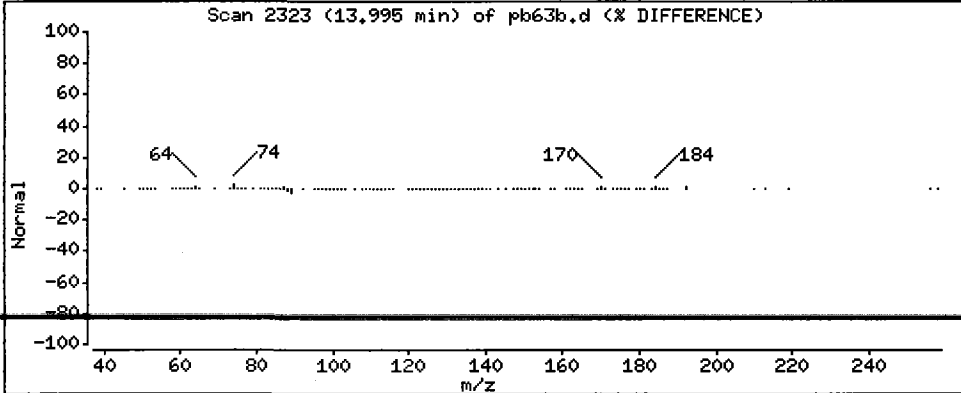
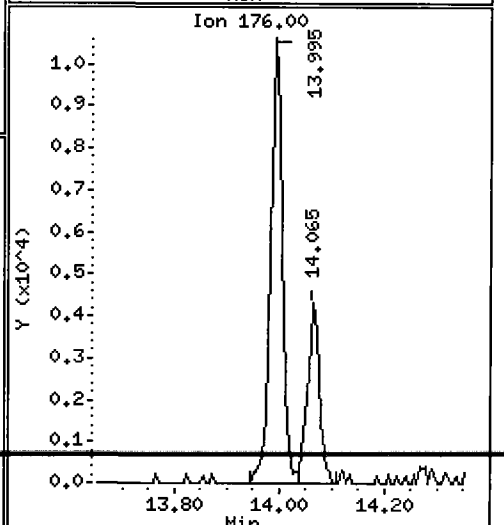
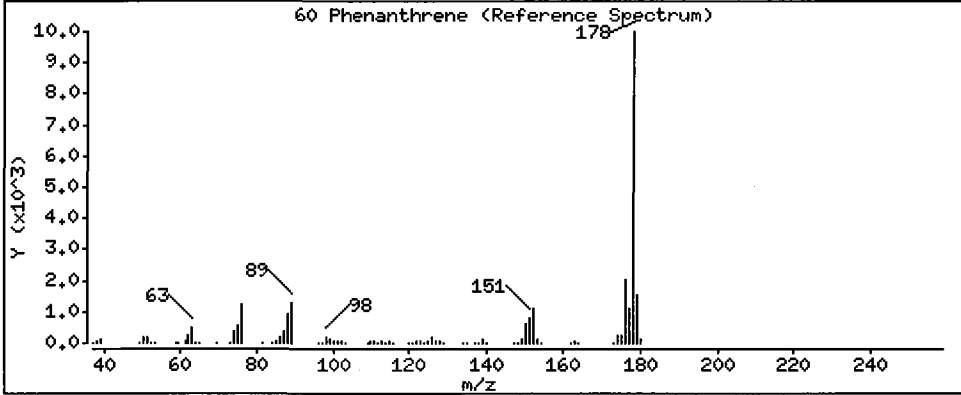
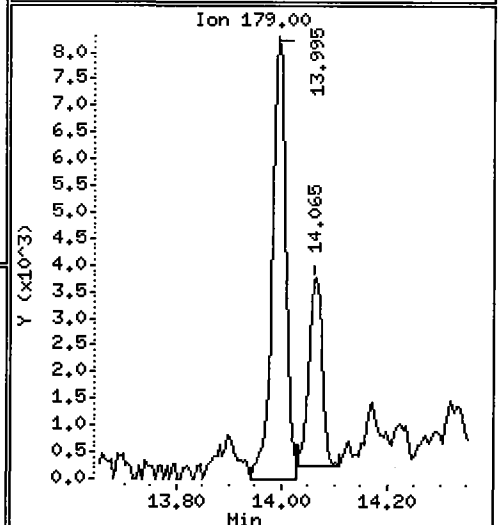
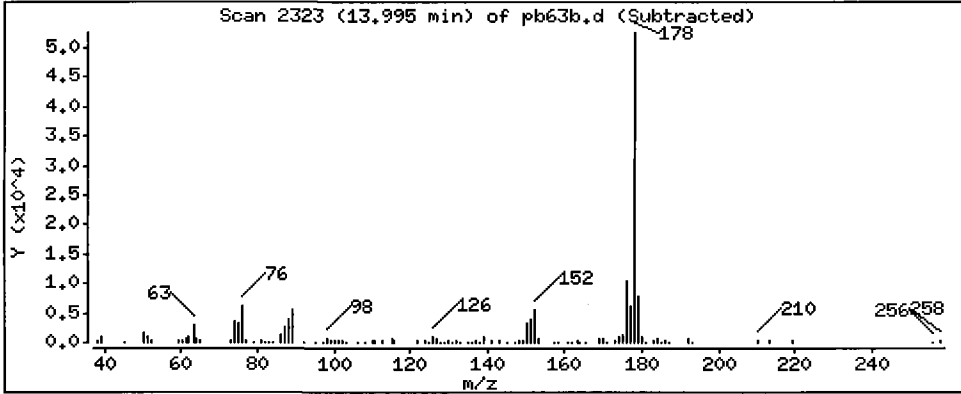
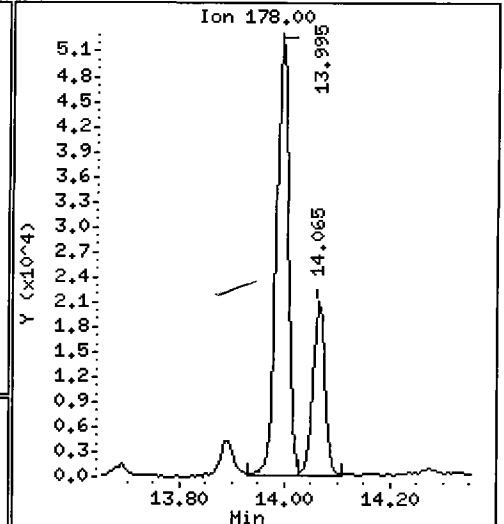
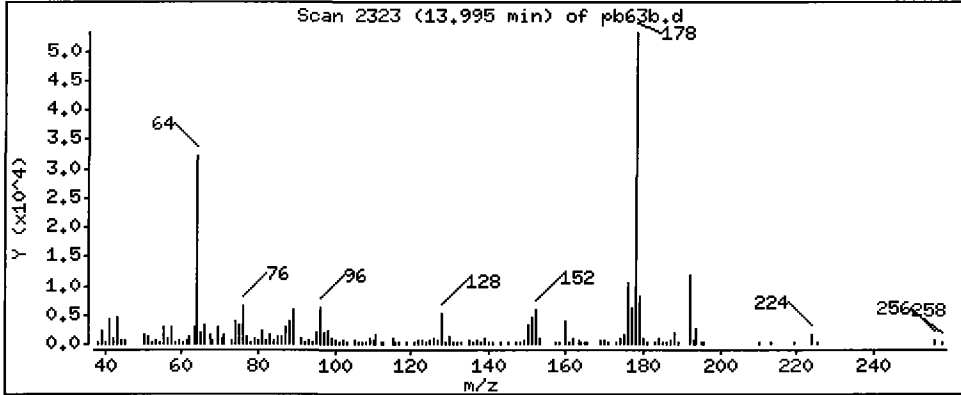
Operator: LJR/VTS

Column phase: ZB-5

Column diameter: 0.32

60 Phenanthrene

Concentration: 96.70 ug/kg



Date: 16-JUN-2009 14:05

Client ID: 3SED8-B

Instrument: nt6.i

Sample Info: PB63B

Volume Injected (uL): 1.0

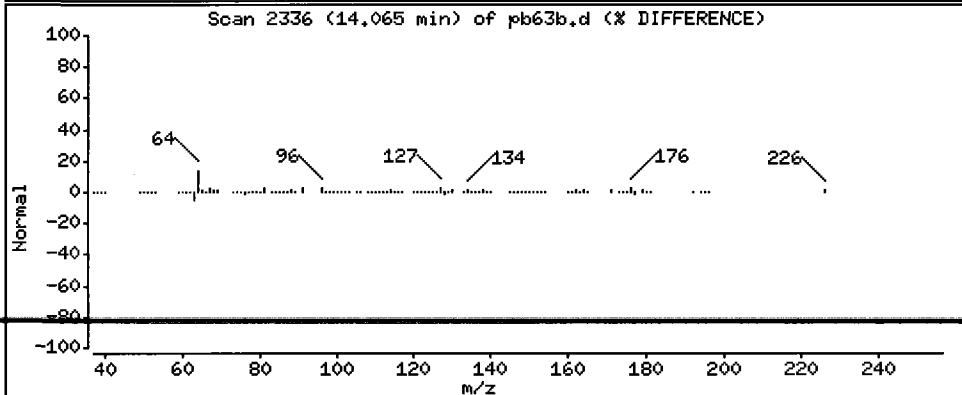
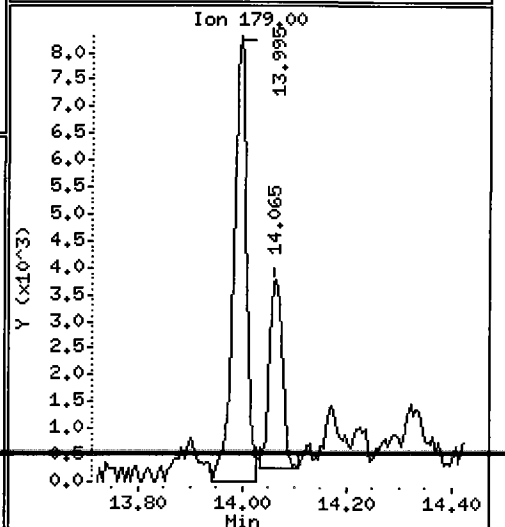
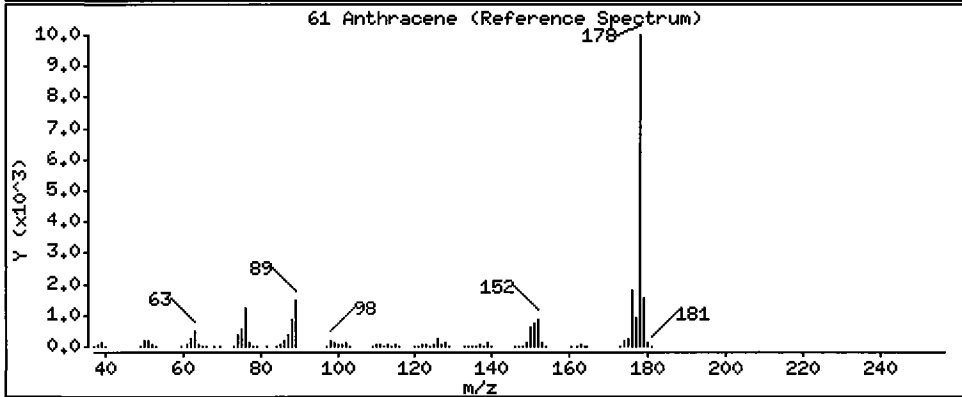
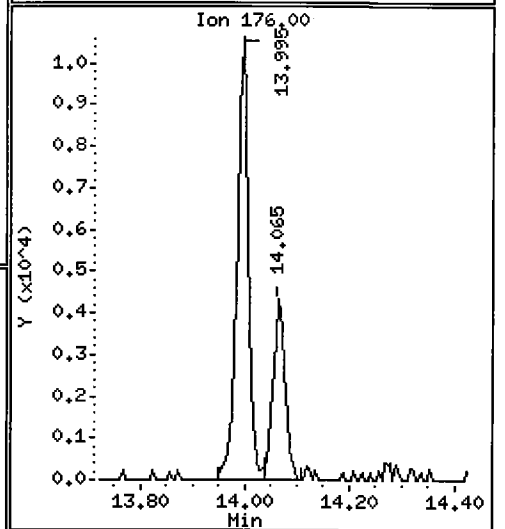
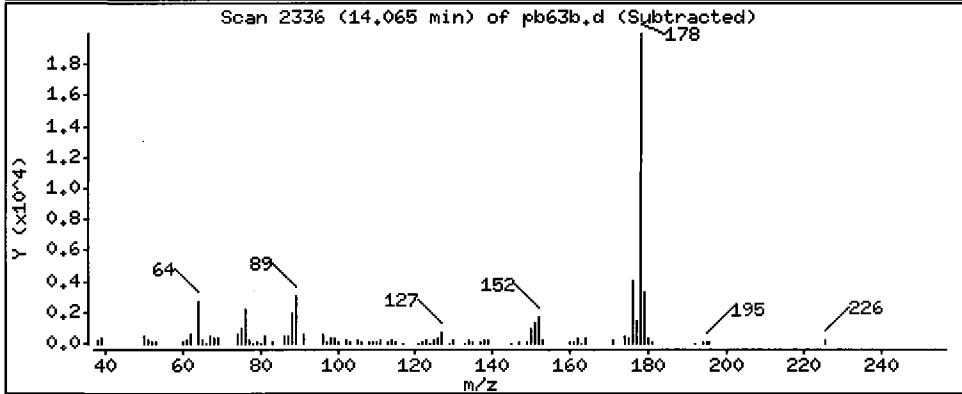
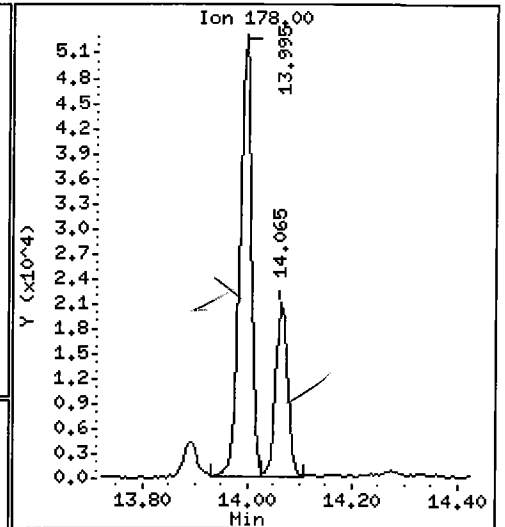
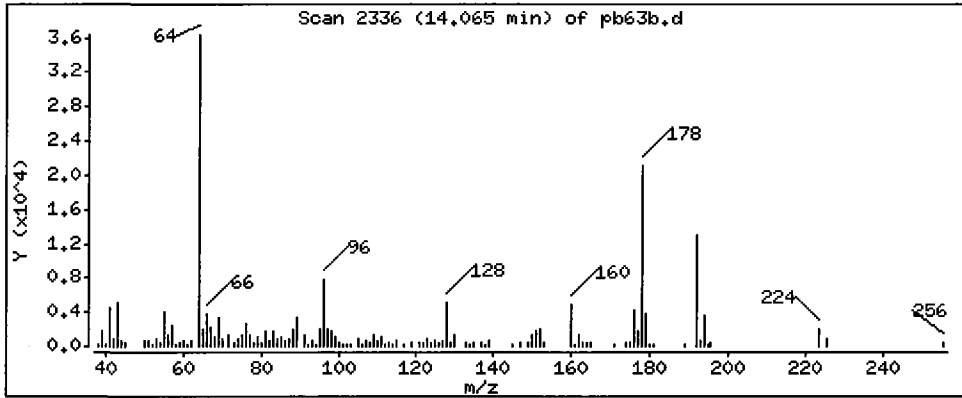
Operator: LJR/VTS

Column phase: ZB-5

Column diameter: 0.32

61 Anthracene

Concentration: 37.75 ug/kg



Date : 16-JUN-2009 14:05

Client ID: 3SED8-B

Instrument: nt6.i

Sample Info: PB63B

Volume Injected (uL): 1.0

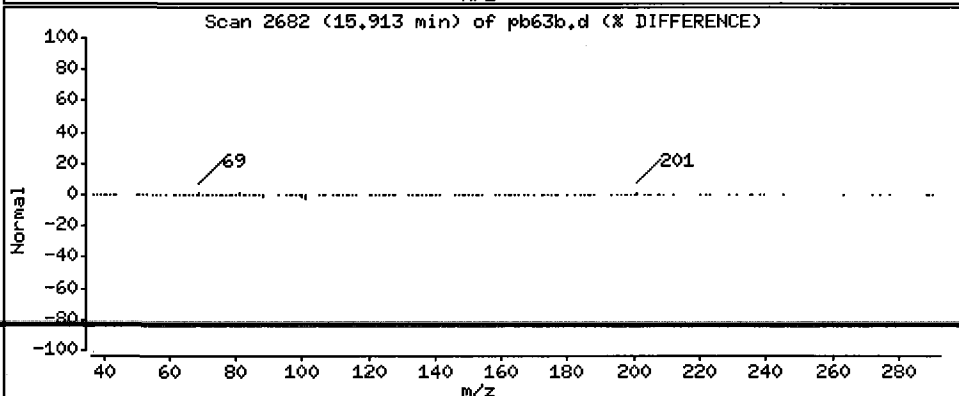
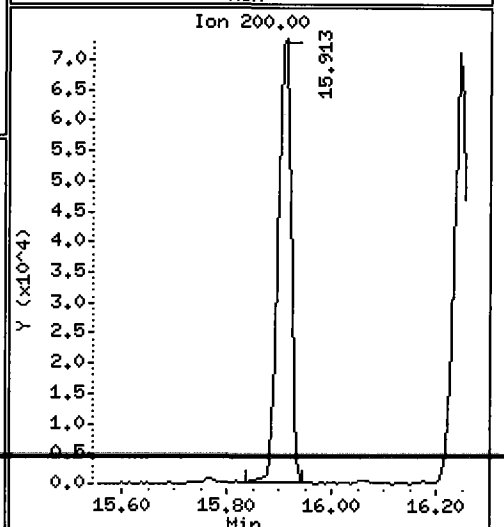
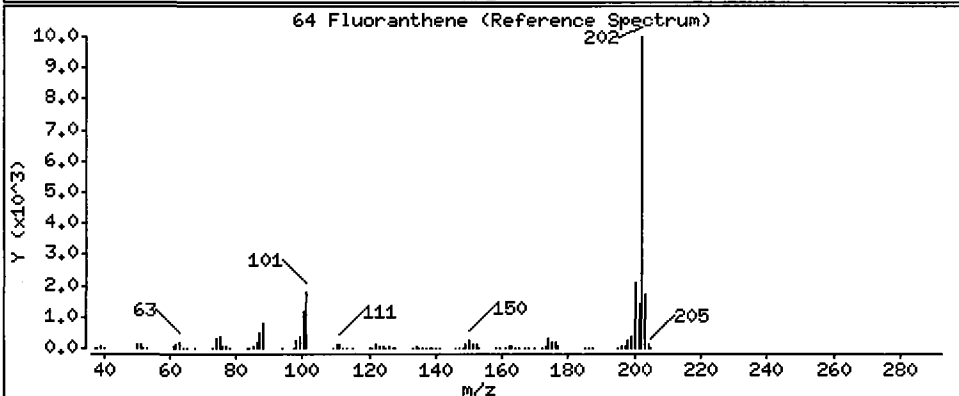
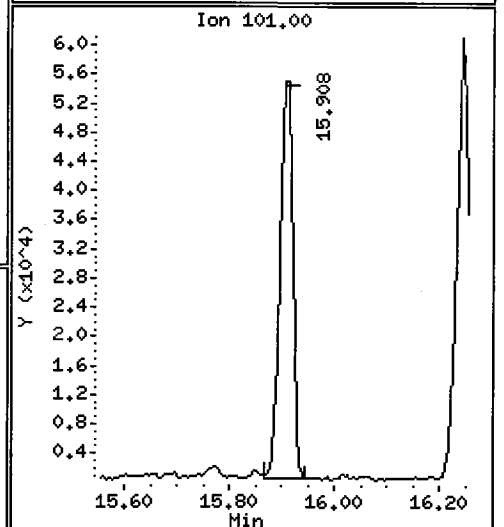
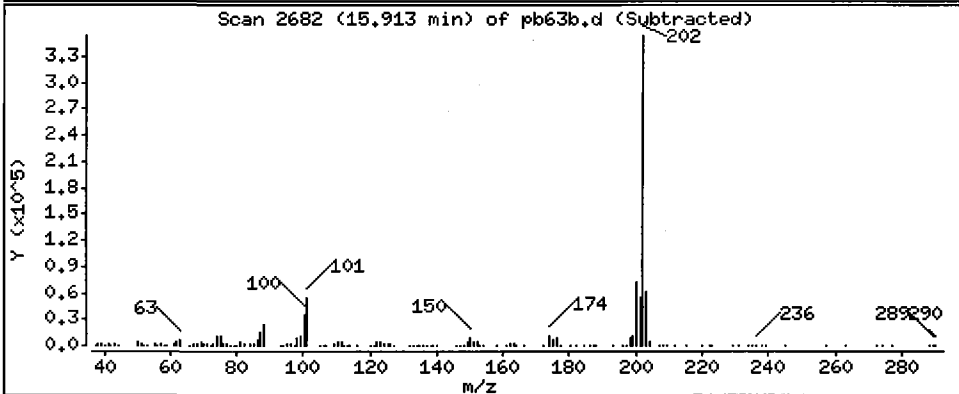
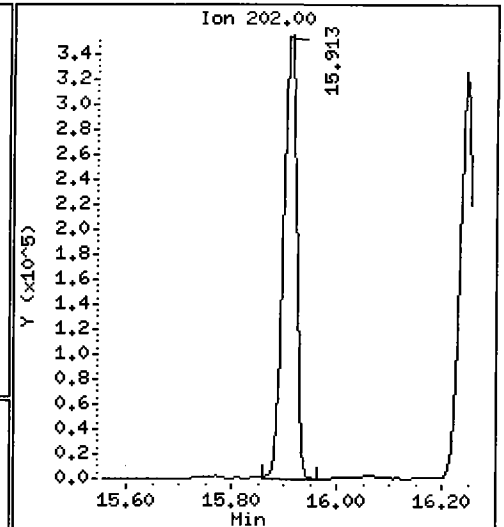
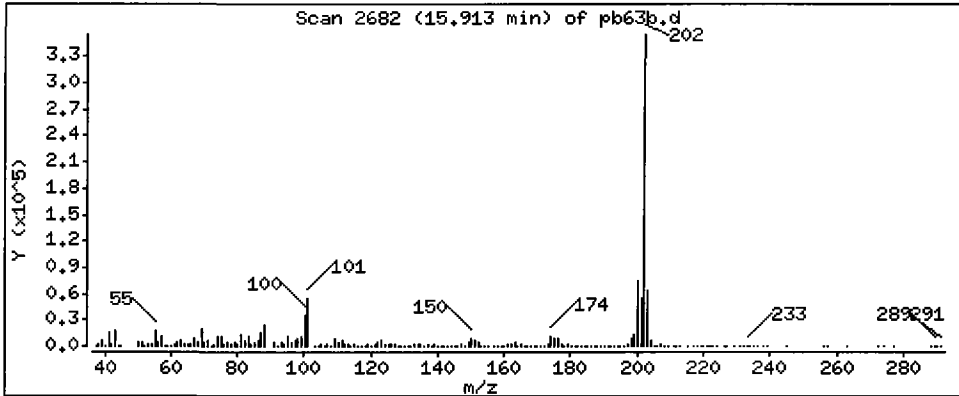
Operator: LJR/VTS

Column phase: ZB-5

Column diameter: 0.32

64 Fluoranthene

Concentration: 691.8 ug/kg



Date : 16-JUN-2009 14:05

Client ID: 3SED8-B

Instrument: nt6.i

Sample Info: PB63B

Volume Injected (uL): 1.0

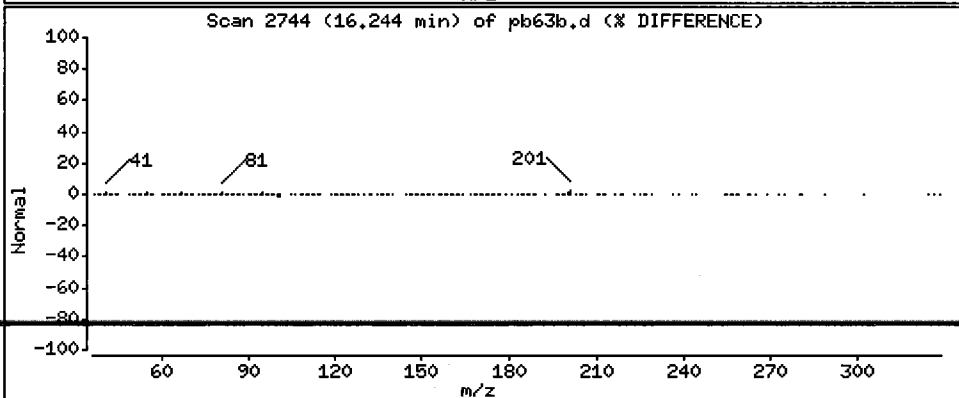
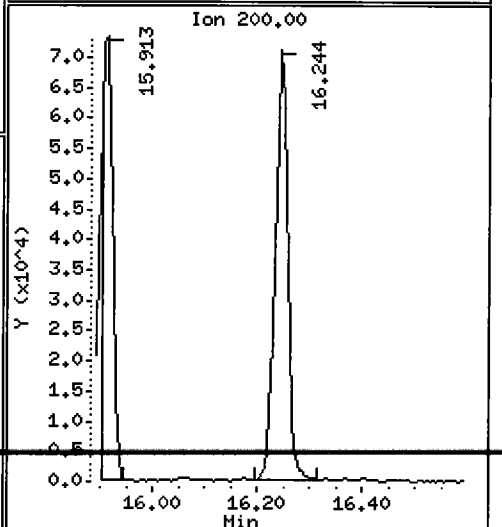
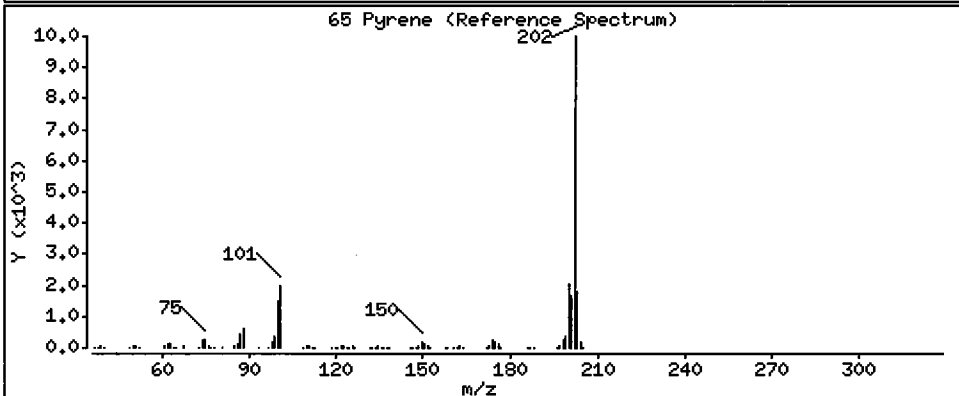
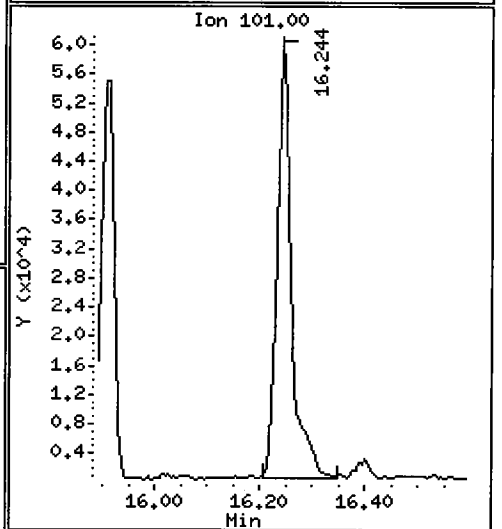
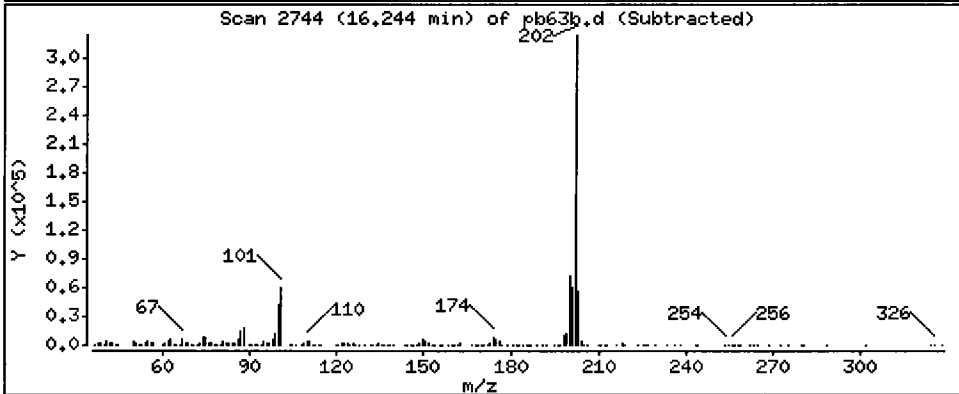
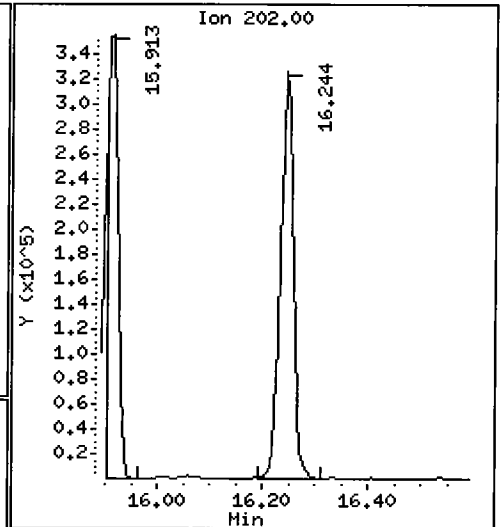
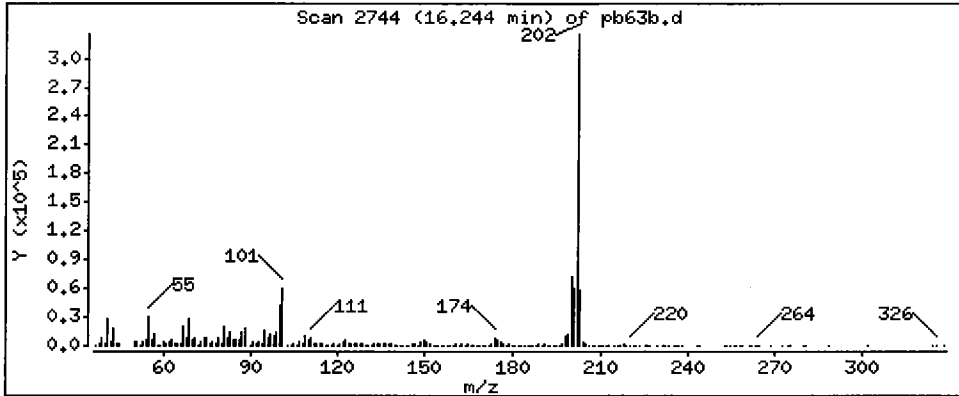
Operator: LJR/VTS

Column phase: ZB-5

Column diameter: 0.32

65 Pyrene

Concentration: 447.7 ug/kg



Date : 16-JUN-2009 14:05

Client ID: 3SED8-B

Instrument: nt6.i

Sample Info: PB63B

Volume Injected (uL): 1.0

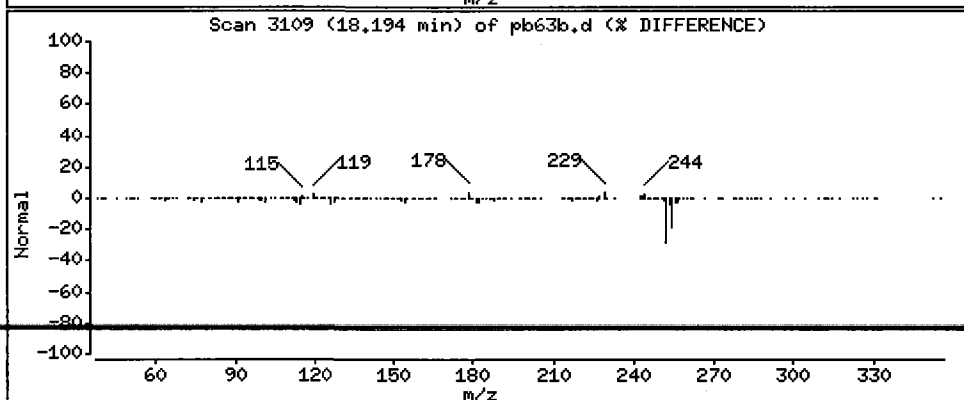
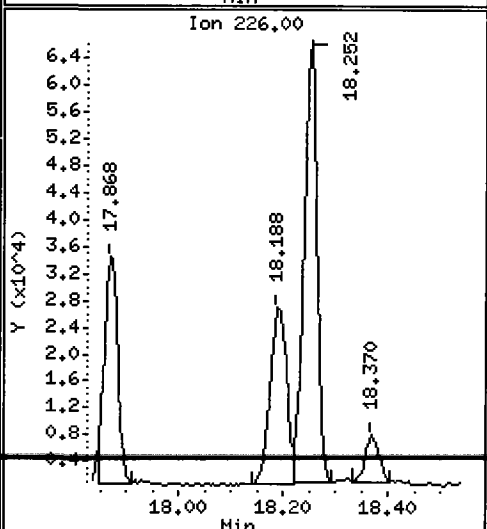
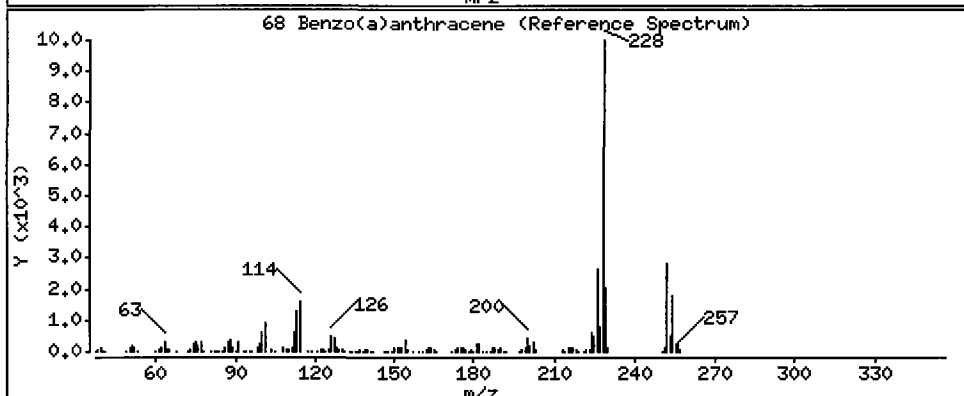
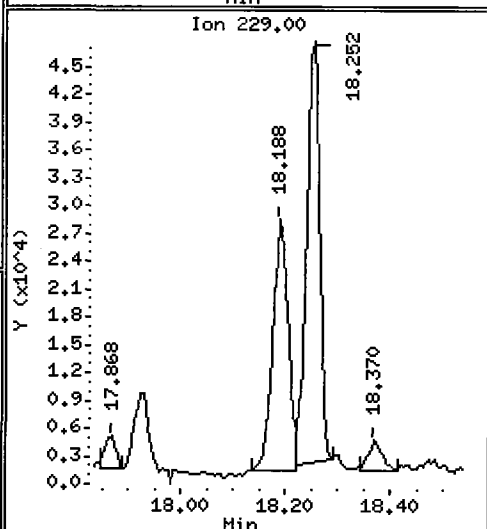
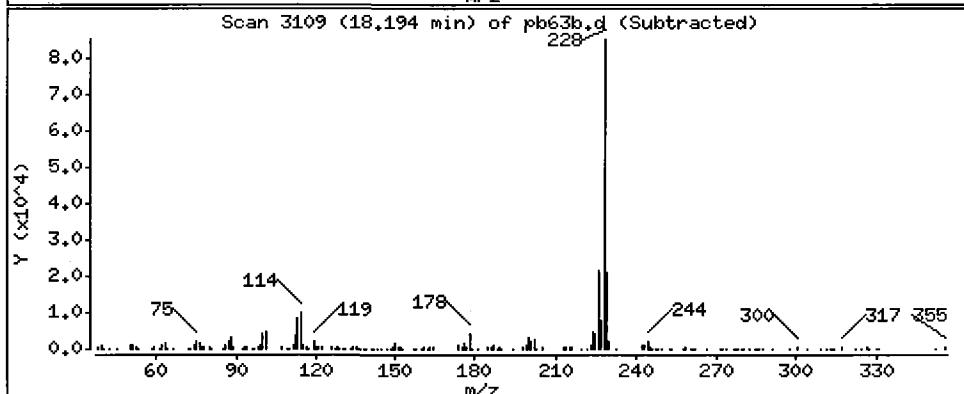
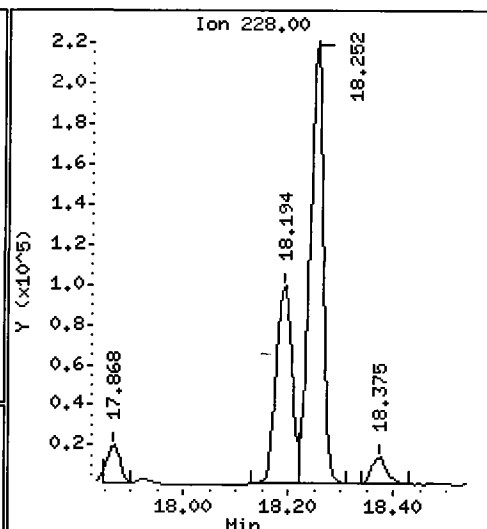
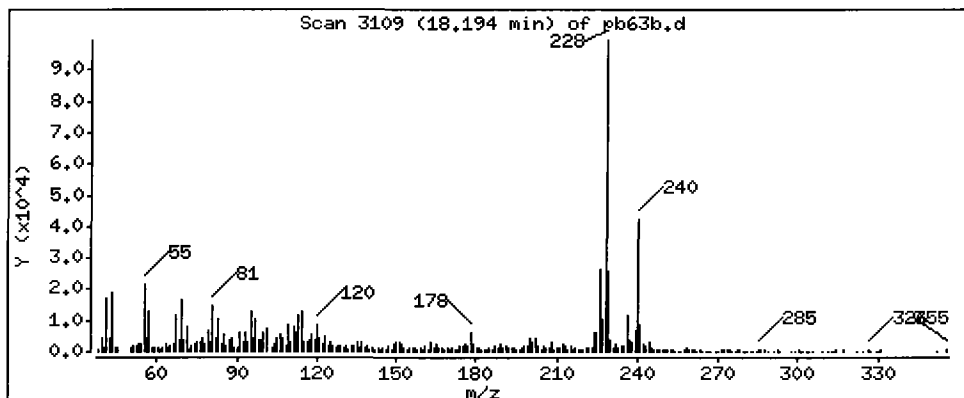
Operator: LJR/VTS

Column phase: ZB-5

Column diameter: 0.32

68 Benzo(a)anthracene

Concentration: 196.0 ug/kg



Date : 16-JUN-2009 14:05

Client ID: 3SED8-B

Instrument: nt6.i

Sample Info: PB63B

Volume Injected (uL): 1.0

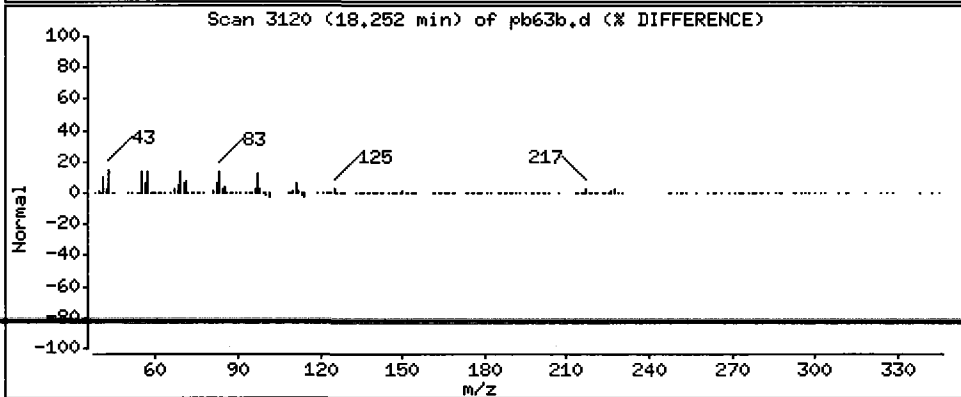
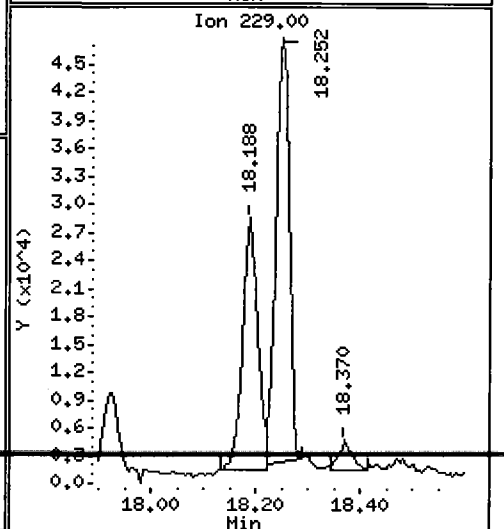
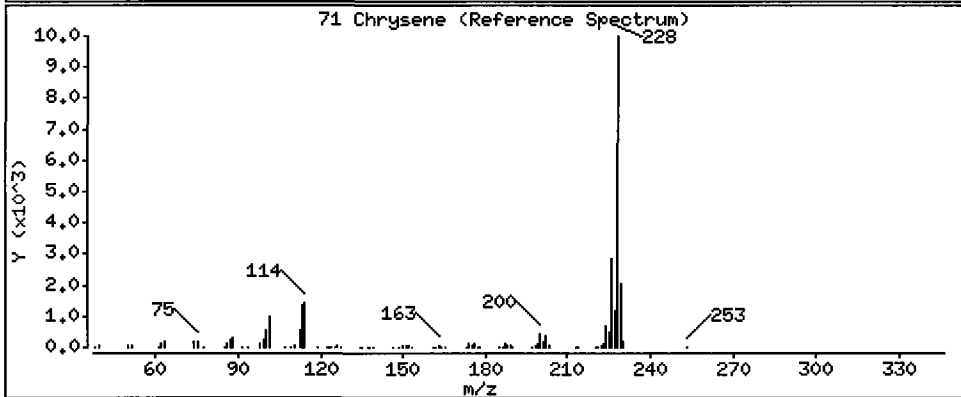
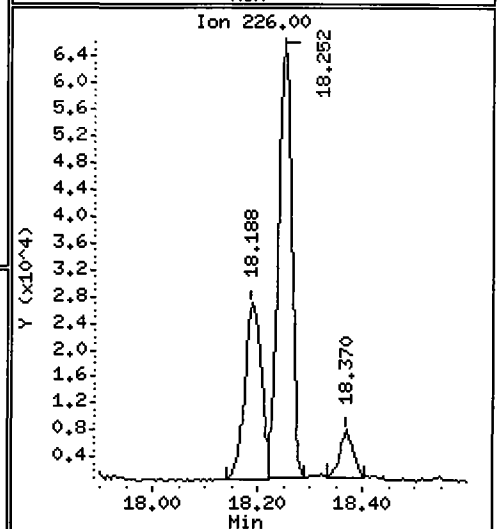
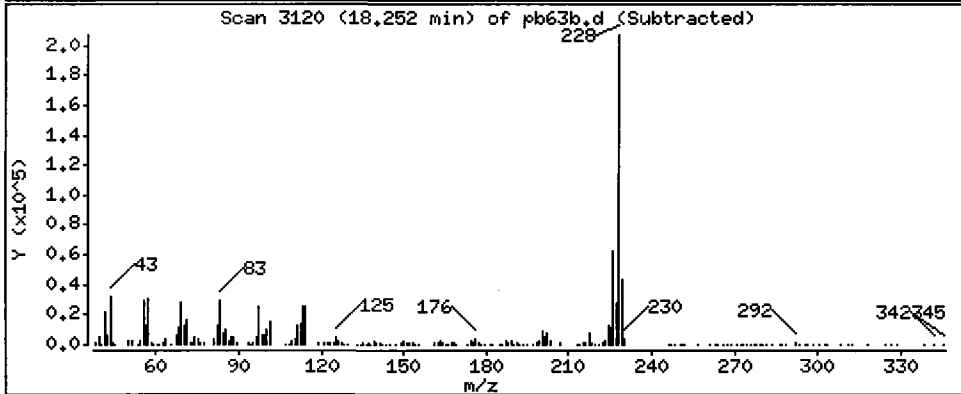
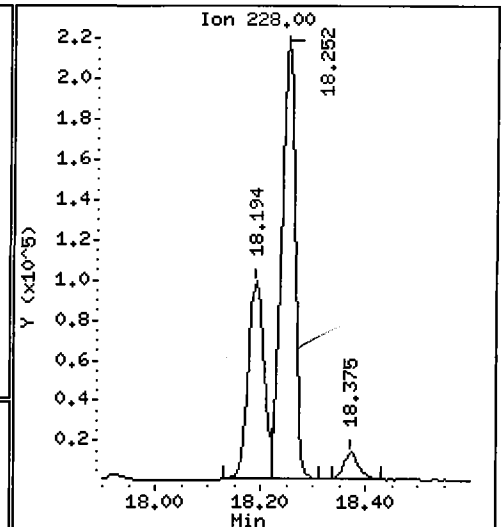
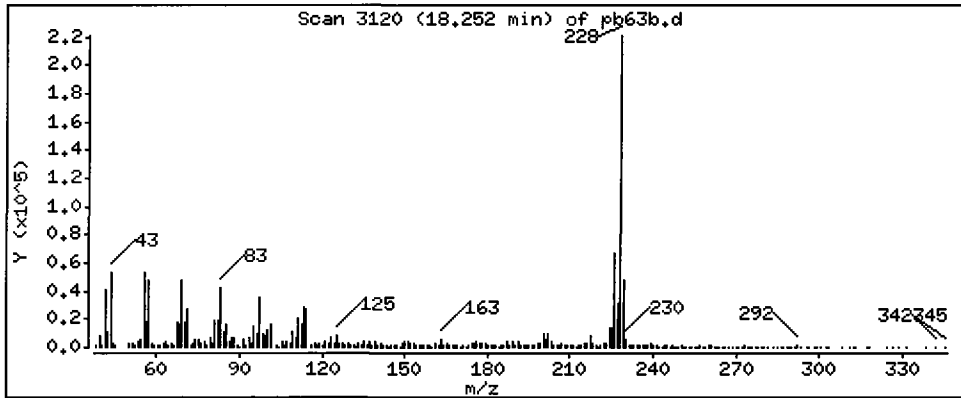
Operator: LJR/VTS

Column phase: ZB-5

Column diameter: 0.32

71 Chrysene

Concentration: 375.6 ug/kg



Date : 16-JUN-2009 14:05

Client ID: 3SED8-B

Instrument: nt6.i

Sample Info: PB63B

Volume Injected (uL): 1.0

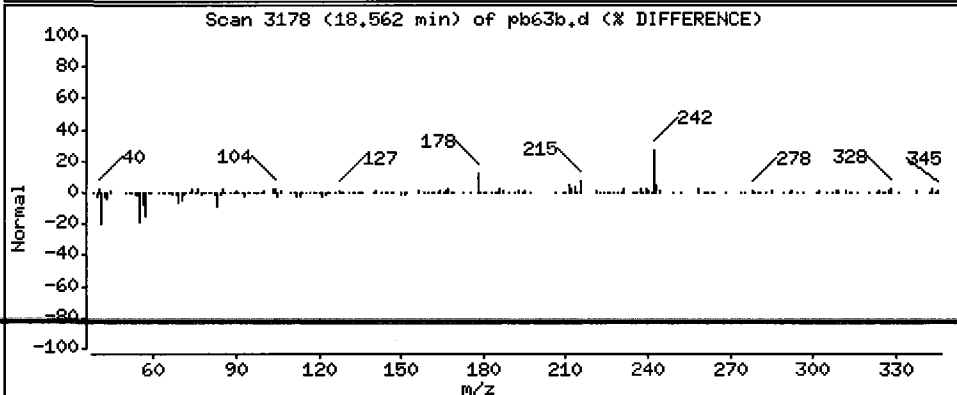
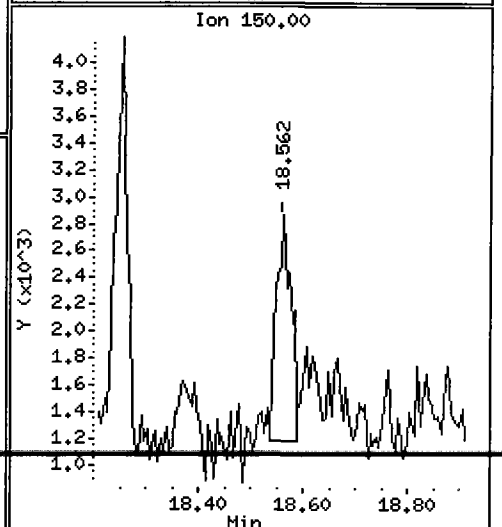
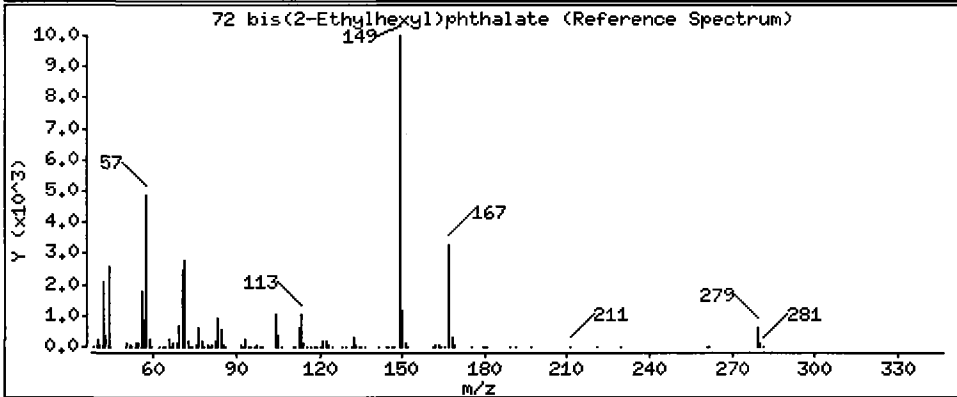
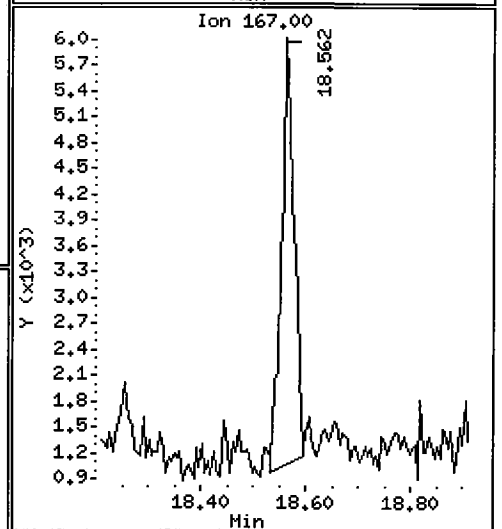
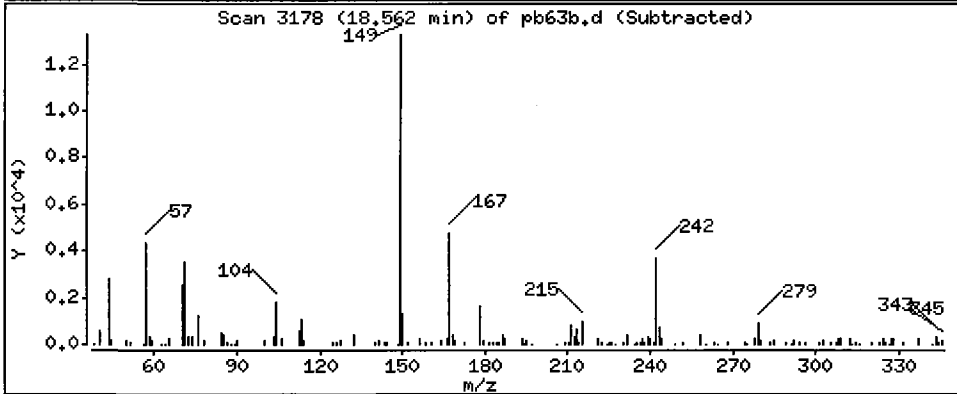
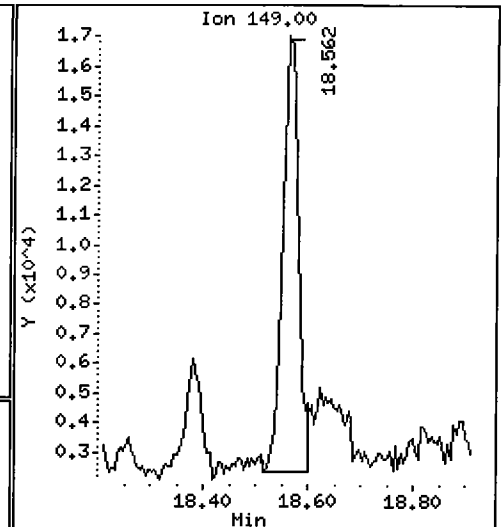
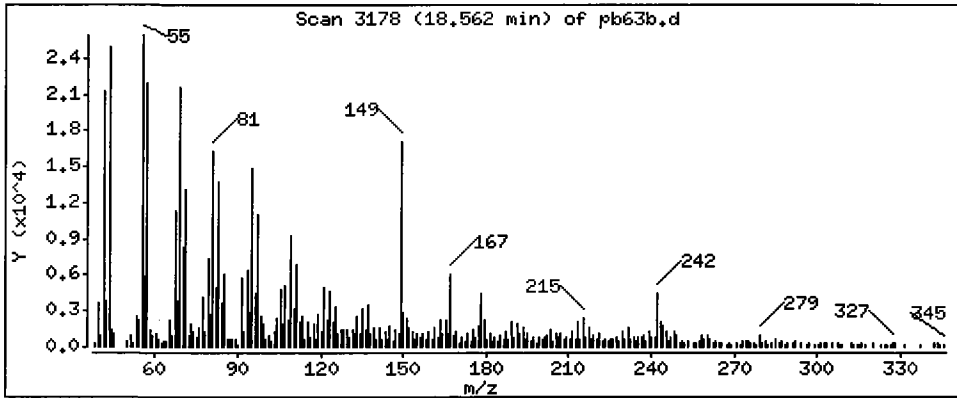
Operator: LJR/VTS

Column phase: ZB-5

Column diameter: 0.32

72 bis(2-Ethylhexyl)phthalate

Concentration: 45.92 ug/kg



Date : 16-JUN-2009 14:05

Client ID: 3SED8-B

Instrument: nt6.i

Sample Info: PB63B

Volume Injected (uL): 1.0

Operator: LJR/VTS

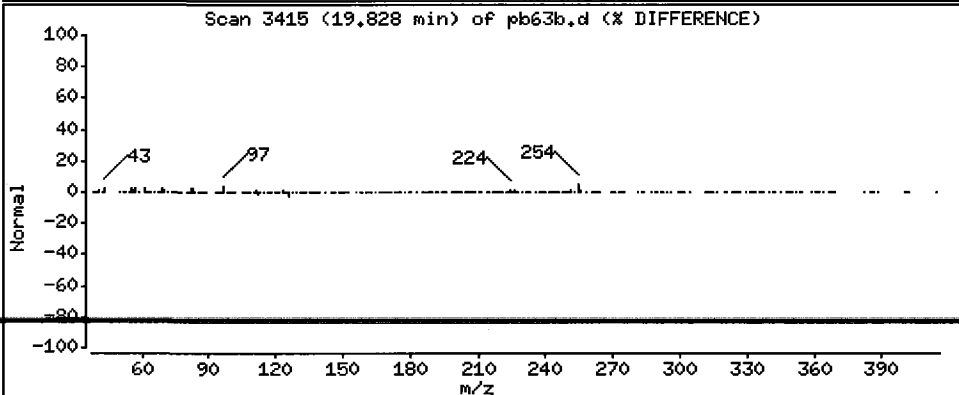
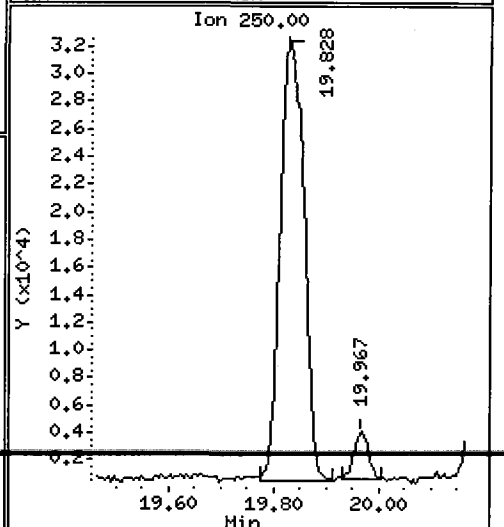
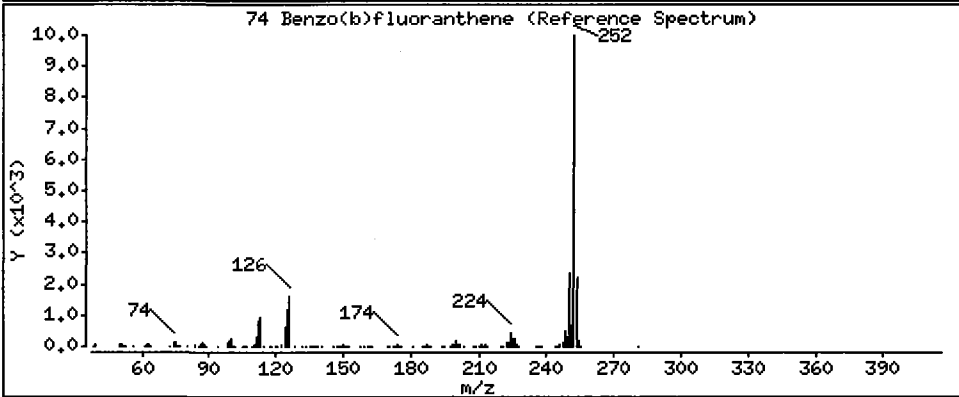
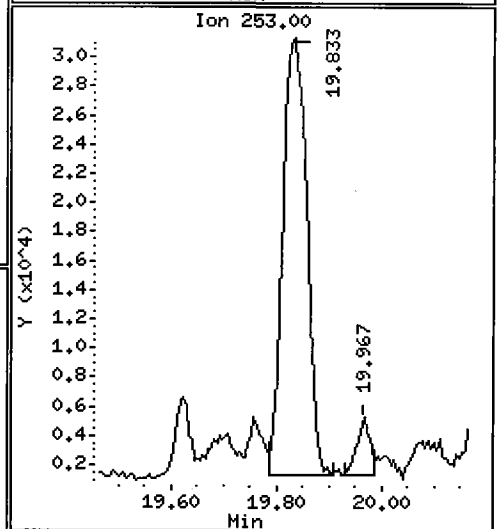
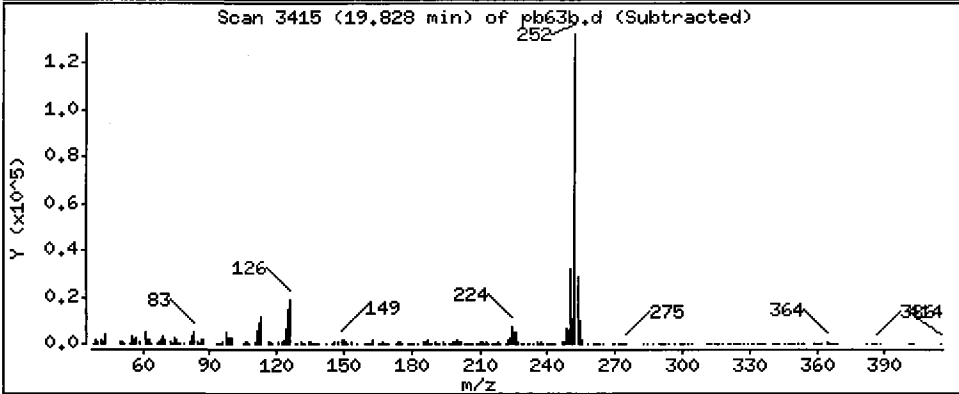
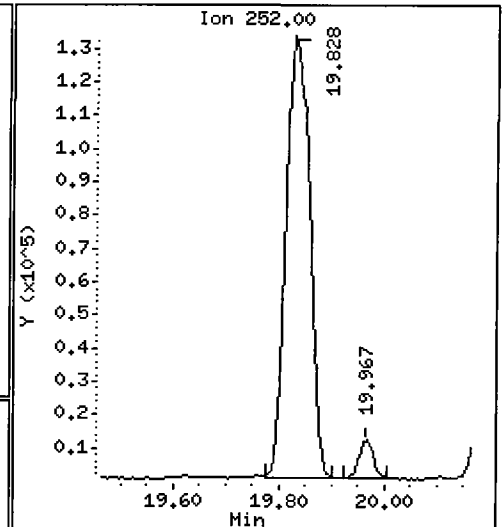
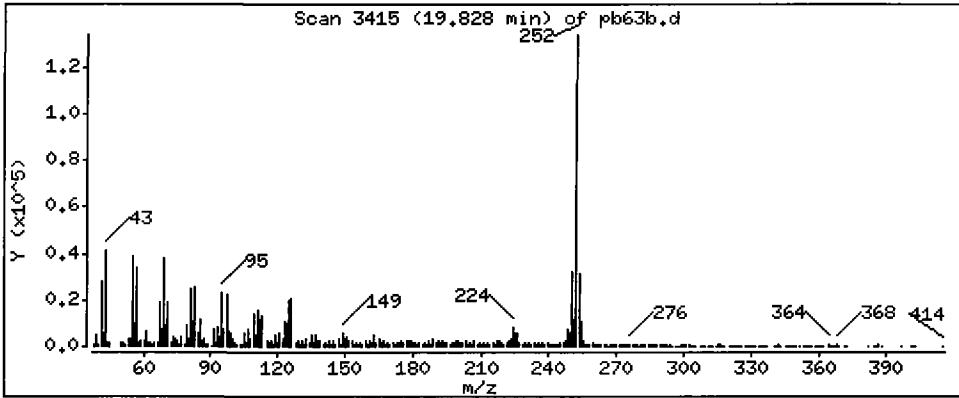
Column phase: ZB-5

Column diameter: 0.32

74 Benzo(b)fluoranthene

Concentration: 366.9 ug/kg

1/2



Date: 16-JUN-2009 14:05

Client ID: 3SED8-B

Instrument: nt6.i

Sample Info: PB63B

Volume Injected (uL): 1.0

Operator: LJR/VTS

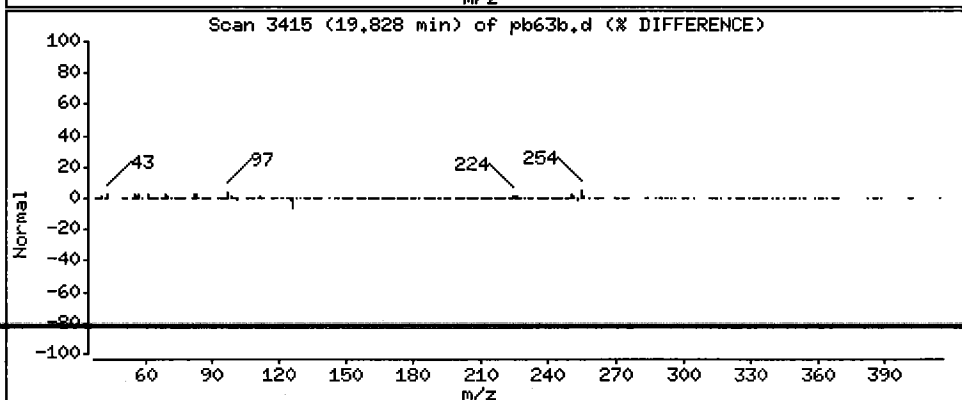
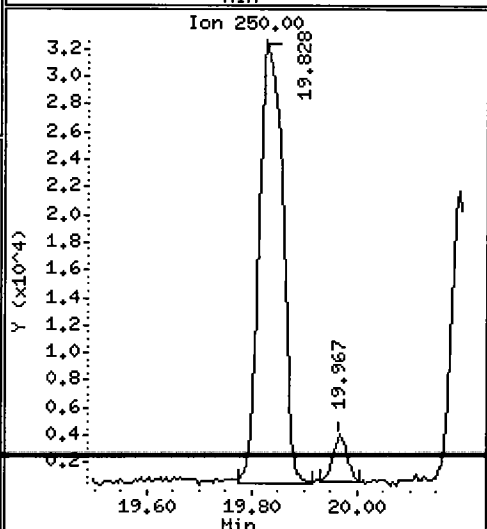
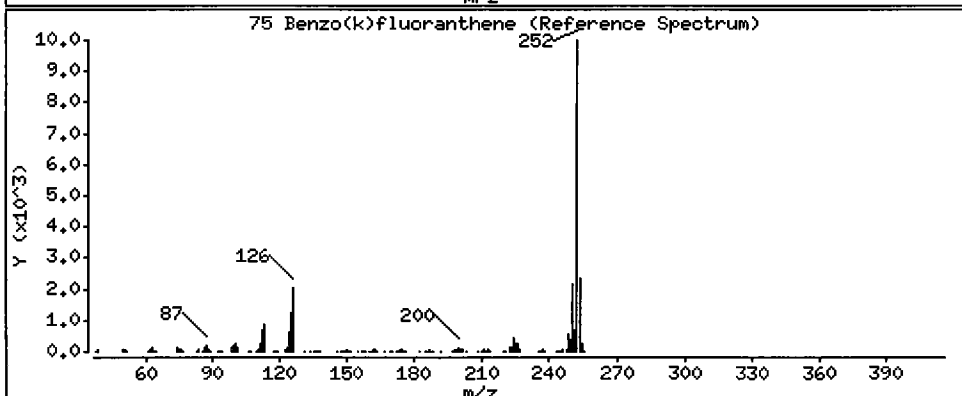
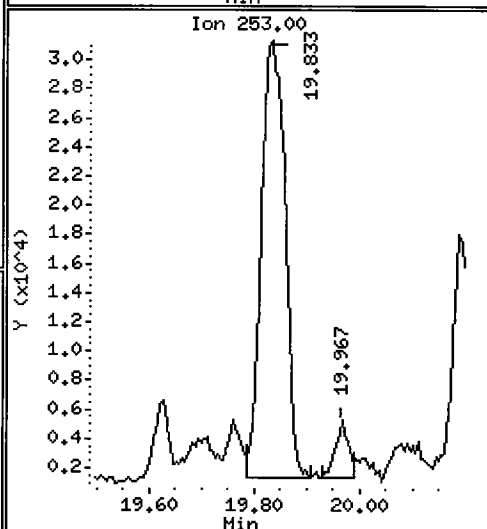
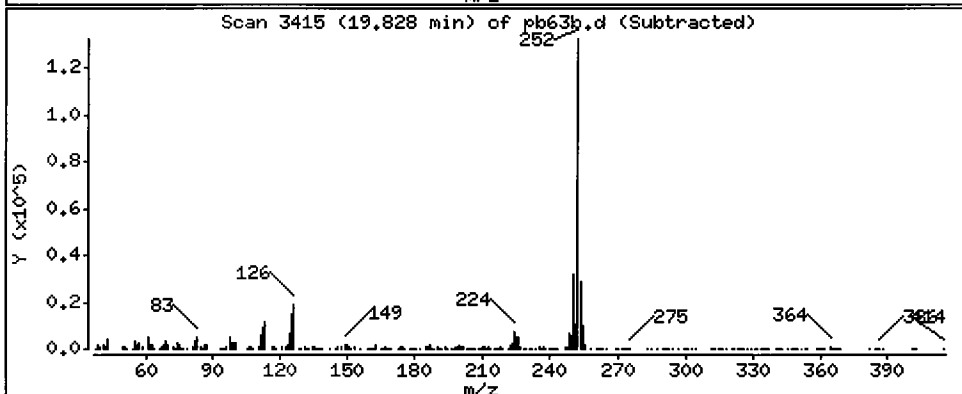
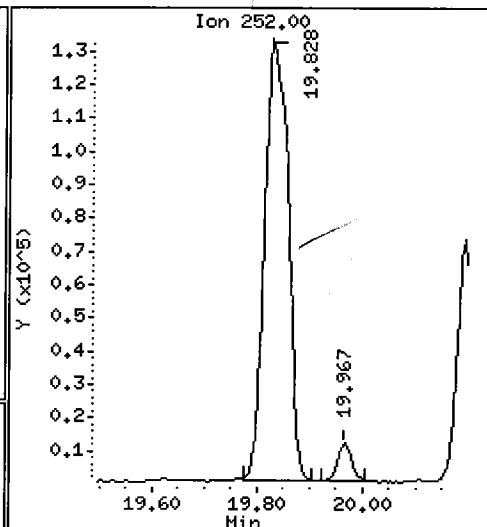
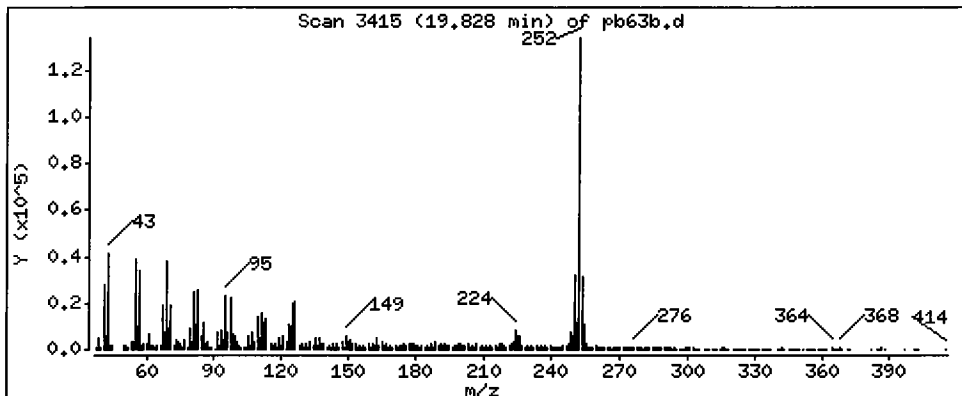
Column phase: ZB-5

Column diameter: 0.32

Handwritten mark

75 Benzo(k)fluoranthene

Concentration: 357.2 ug/kg



Date : 16-JUN-2009 14:05

Client ID: 3SED8-B

Instrument: nt6.i

Sample Info: PB63B

Volume Injected (uL): 1.0

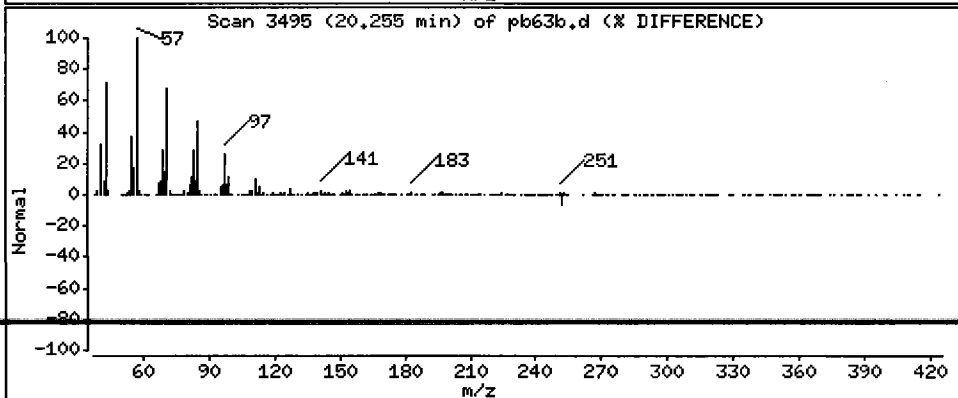
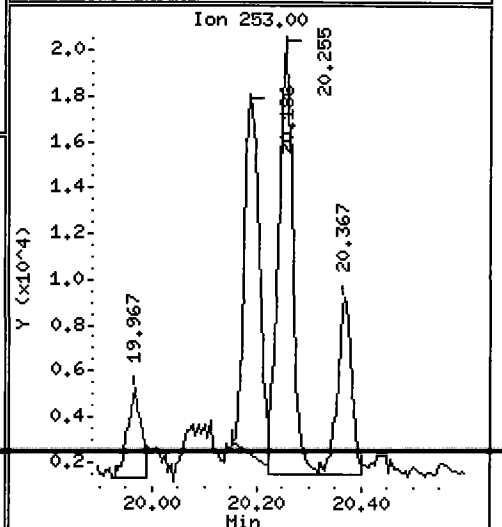
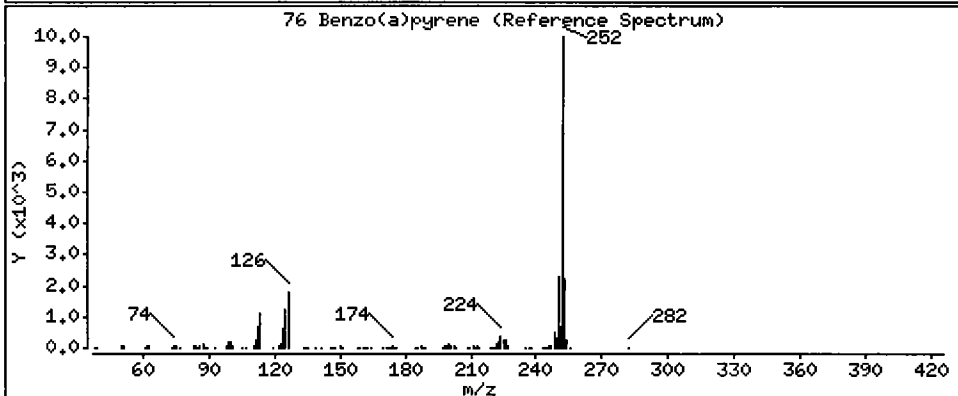
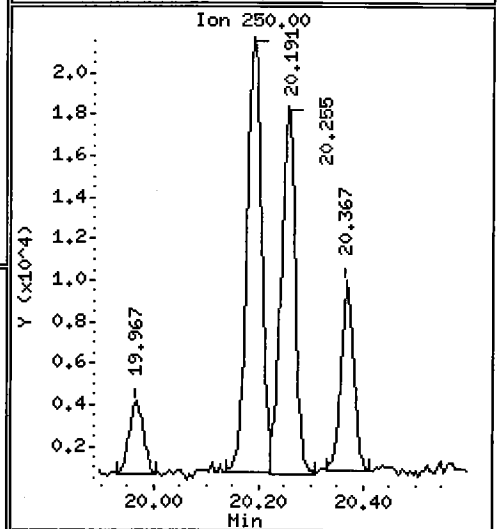
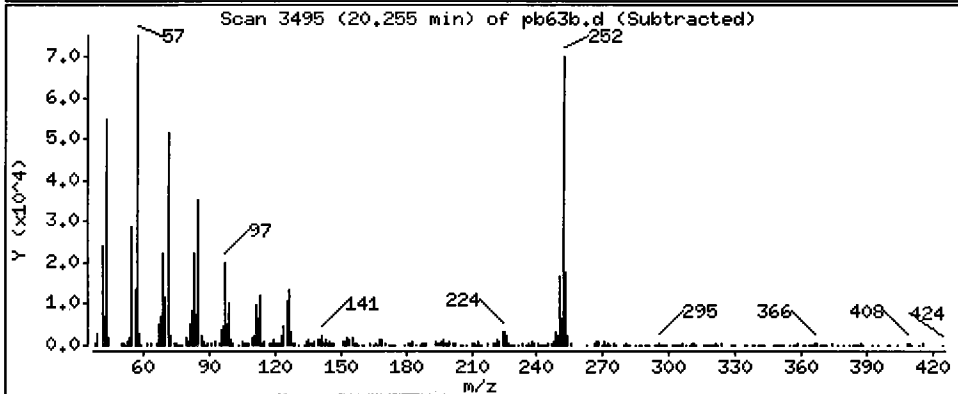
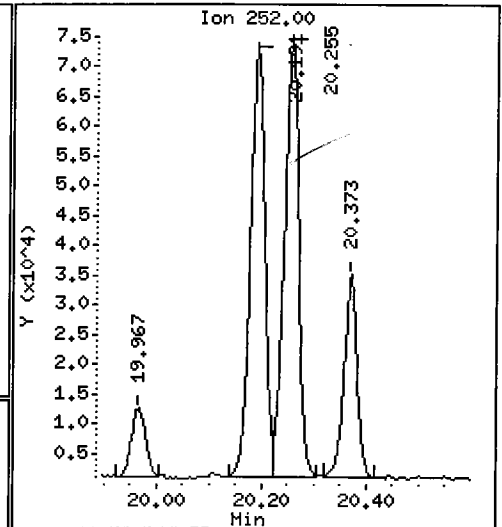
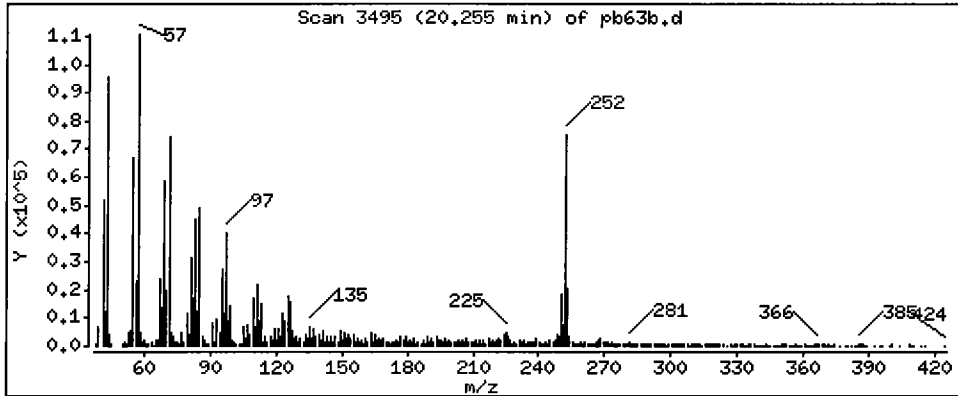
Operator: LJR/VTS

Column phase: ZB-5

Column diameter: 0.32

76 Benzo(a)pyrene

Concentration: 135.7 ug/kg



Date : 16-JUN-2009 14:05

Client ID: 3SED8-B

Instrument: nt6.i

Sample Info: PB63B

Volume Injected (uL): 1.0

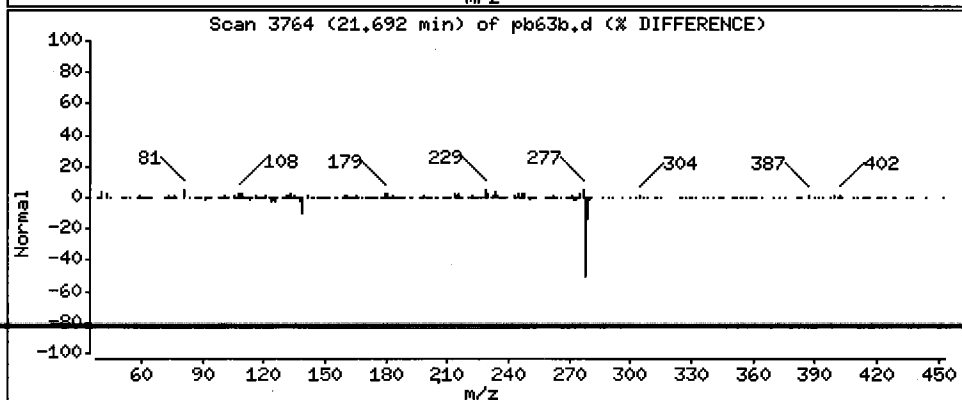
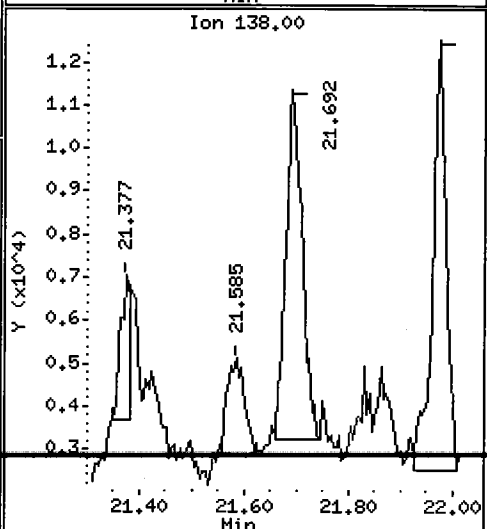
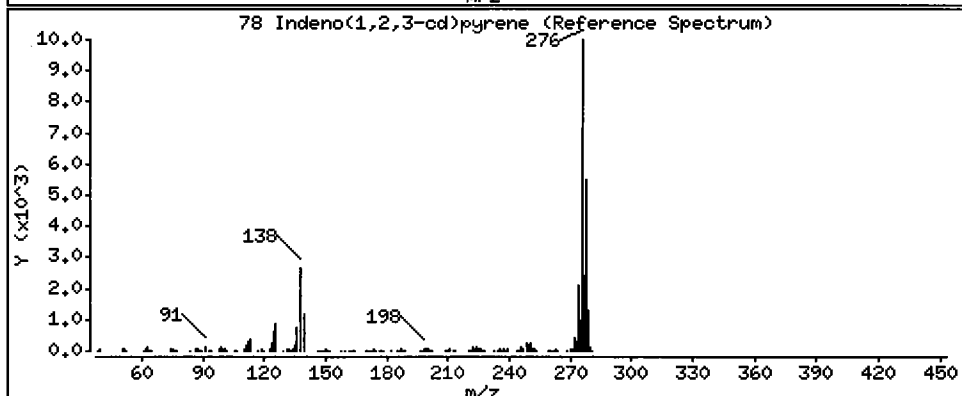
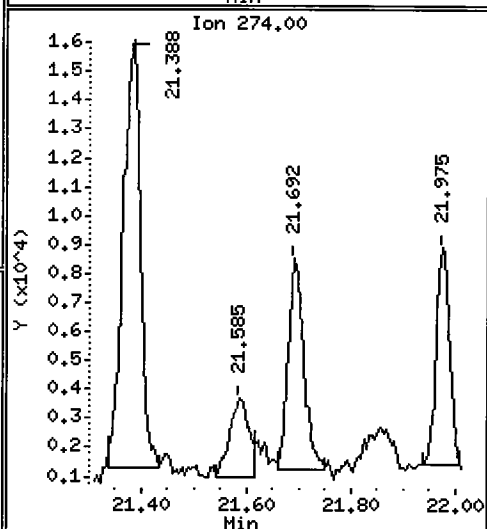
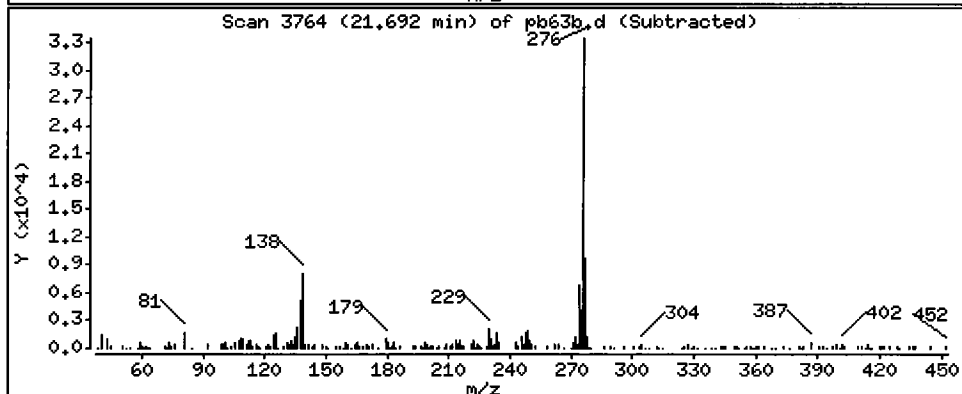
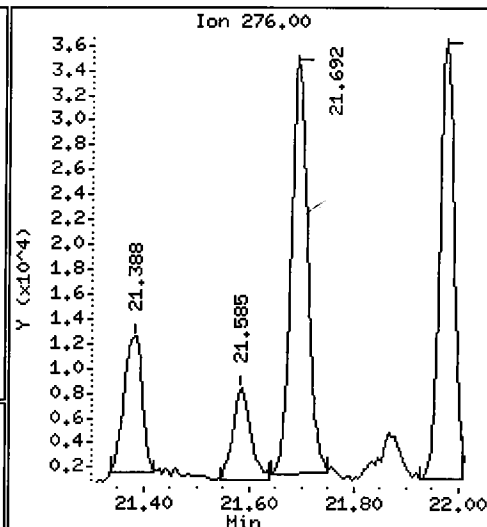
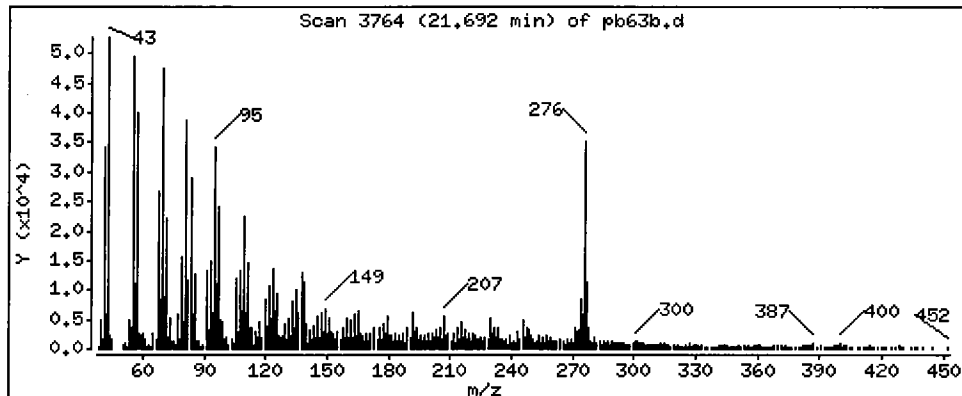
Operator: LJR/VTS

Column phase: ZB-5

Column diameter: 0.32

78 Indeno(1,2,3-cd)pyrene

Concentration: 54.18 ug/kg



Date: 16-JUN-2009 14:05

Client ID: 3SED8-B

Instrument: nt6.i

Sample Info: PB63B

Volume Injected (uL): 1.0

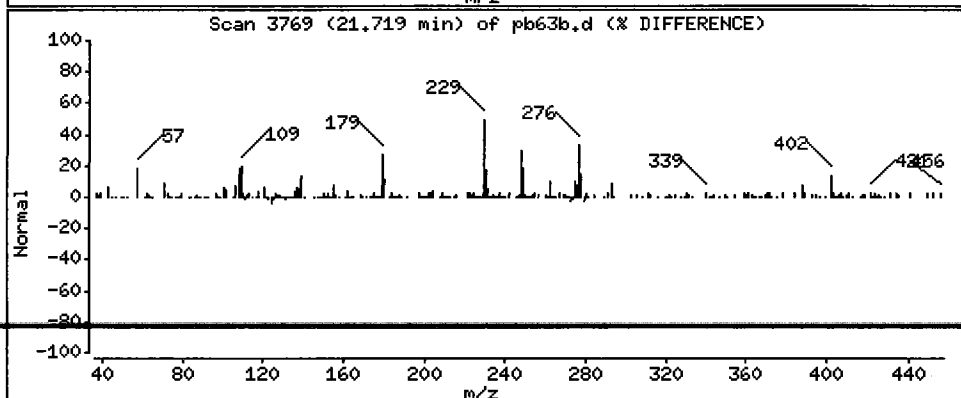
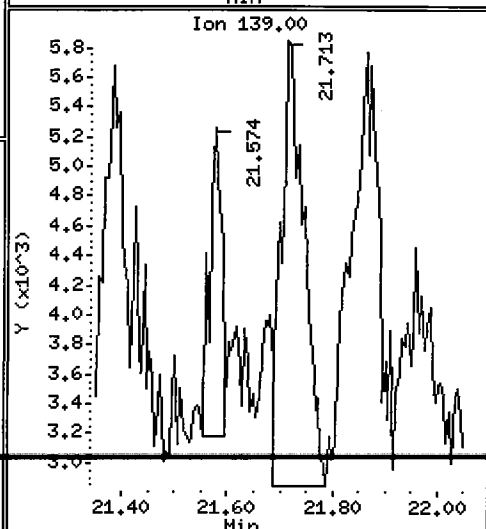
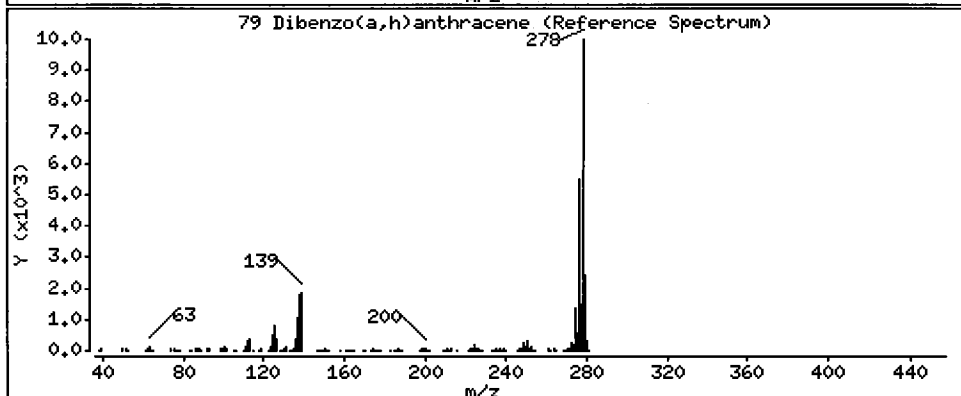
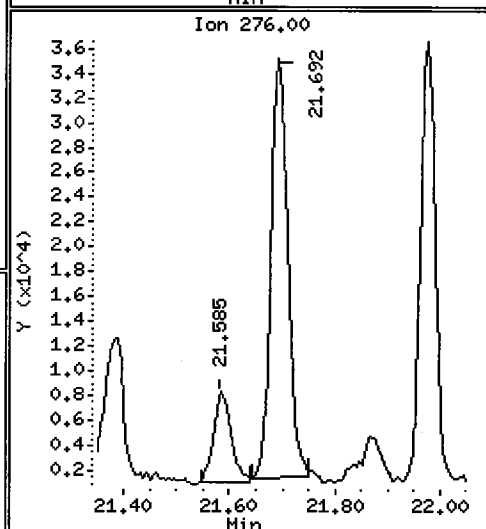
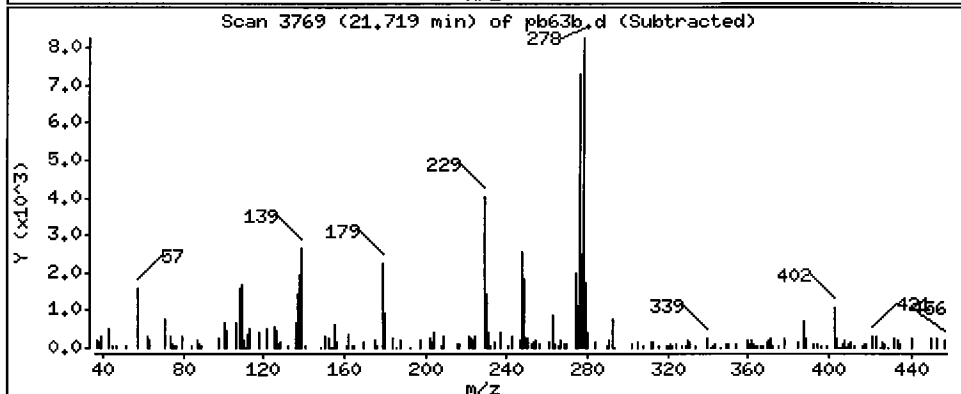
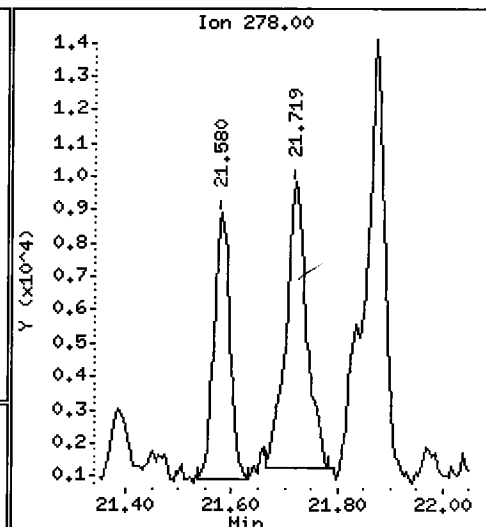
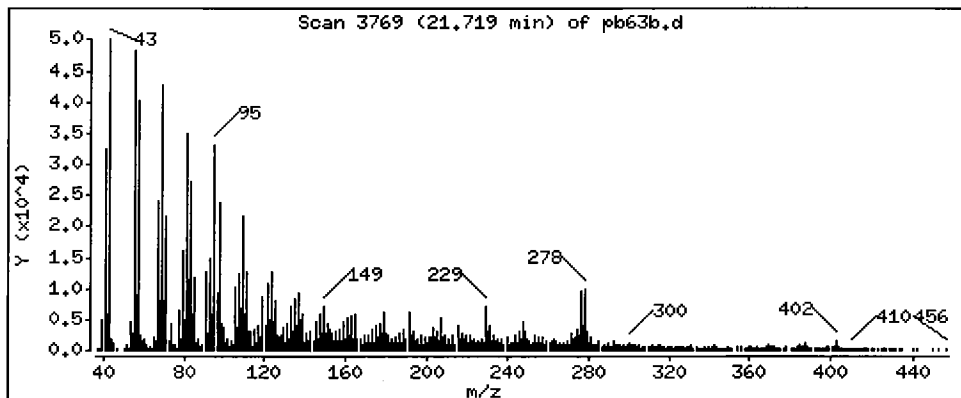
Operator: LJR/VTS

Column phase: ZB-5

Column diameter: 0.32

79 Dibenzo(a,h)anthracene

Concentration: 23.01 ug/kg



Date : 16-JUN-2009 14:05

Client ID: 3SED8-B

Instrument: nt6.i

Sample Info: PB63B

Volume Injected (uL): 1.0

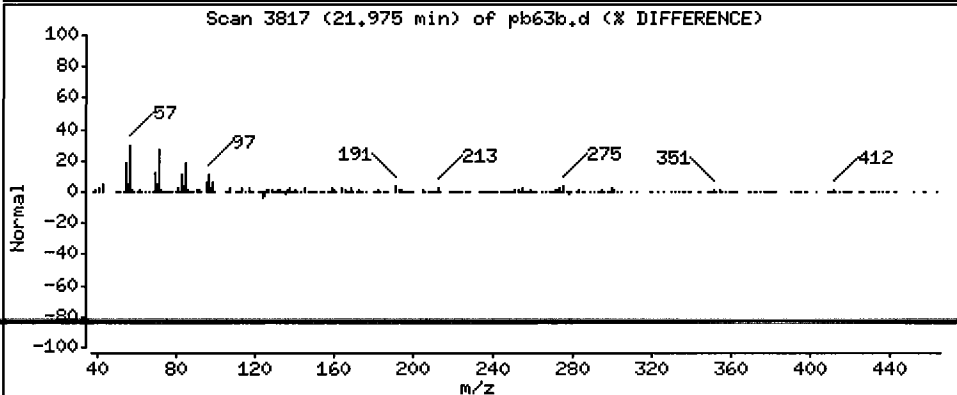
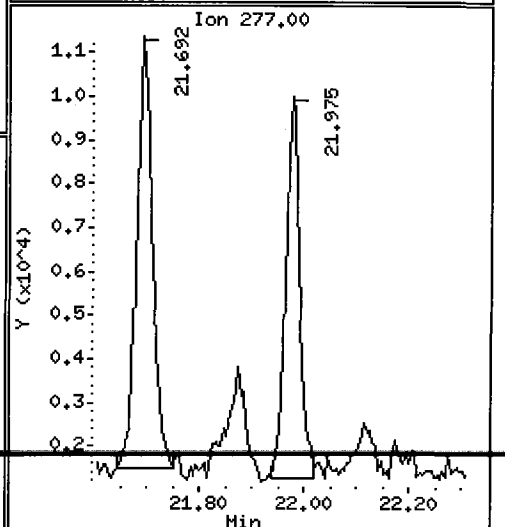
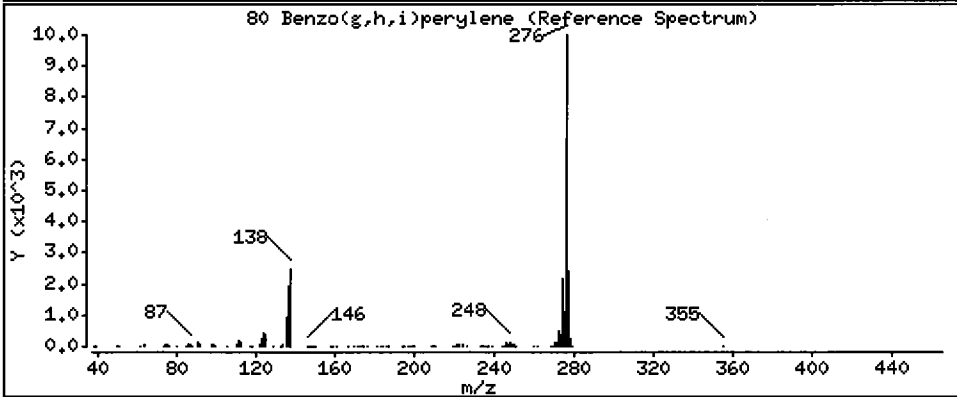
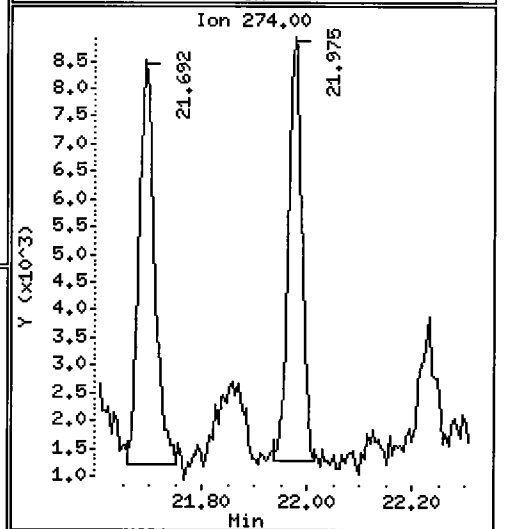
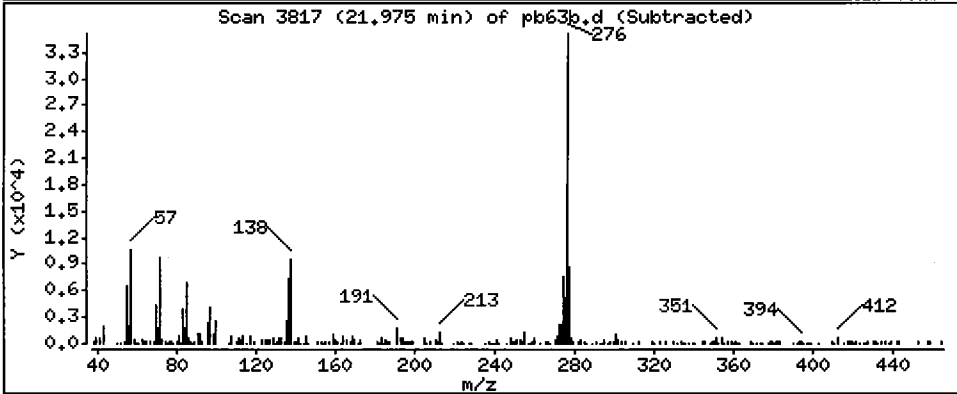
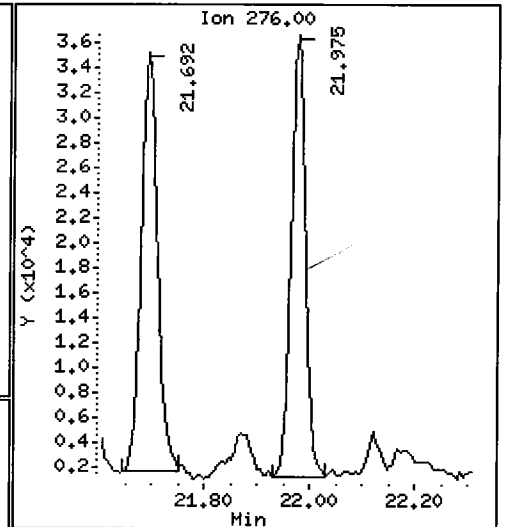
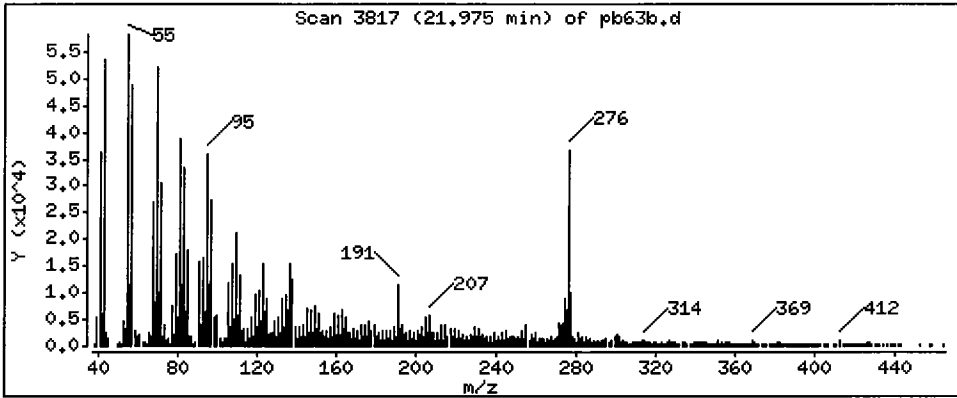
Operator: LJR/VTS

Column phase: ZB-5

Column diameter: 0.32

80 Benzo(g,h,i)perylene

Concentration: 57.33 ug/kg



ORGANICS ANALYSIS DATA SHEET

PSDDA Semivolatiles by SW8270D GC/MS

Page 1 of 2

Sample ID: 3SED8-C

SAMPLE

Lab Sample ID: PB63C

LIMS ID: 09-12944

Matrix: Sediment

Data Release Authorized: *AS*

Reported: 06/18/09

QC Report No: PB63-ENVIRONMENTAL SCIENCE CORP.

Project: JELD-WEN NORD DOOR

008.0228.00017

Date Sampled: 06/05/09

Date Received: 06/05/09

Date Extracted: 06/10/09

Date Analyzed: 06/16/09 14:37

Instrument/Analyst: NT6/LJR

GPC Cleanup: Yes

Sample Amount: 25.7 g-dry-wt

Final Extract Volume: 0.5 mL

Dilution Factor: 1.00

Percent Moisture: 51.1%

CAS Number	Analyte	RL	Result
108-95-2	Phenol	20	< 20 U
541-73-1	1,3-Dichlorobenzene	20	< 20 U
106-46-7	1,4-Dichlorobenzene	20	< 20 U
100-51-6	Benzyl Alcohol	20	< 20 U
95-50-1	1,2-Dichlorobenzene	20	< 20 U
95-48-7	2-Methylphenol	20	< 20 U
106-44-5	4-Methylphenol	20	< 20 U
67-72-1	Hexachloroethane	20	< 20 U
105-67-9	2,4-Dimethylphenol	20	< 20 U
65-85-0	Benzoic Acid	200	< 200 U
120-82-1	1,2,4-Trichlorobenzene	20	< 20 U
91-20-3	Naphthalene	20	12 J
87-68-3	Hexachlorobutadiene	20	< 20 U
91-57-6	2-Methylnaphthalene	20	< 20 U
131-11-3	Dimethylphthalate	20	< 20 U
208-96-8	Acenaphthylene	20	12 J
83-32-9	Acenaphthene	20	12 J
132-64-9	Dibenzofuran	20	12 J
84-66-2	Diethylphthalate	20	< 20 U
86-73-7	Fluorene	20	19 J
86-30-6	N-Nitrosodiphenylamine	20	< 20 U
118-74-1	Hexachlorobenzene	20	< 20 U
87-86-5	Pentachlorophenol	97	< 97 U
85-01-8	Phenanthrene	20	140
120-12-7	Anthracene	20	66
84-74-2	Di-n-Butylphthalate	20	< 20 U
206-44-0	Fluoranthene	20	640
129-00-0	Pyrene	20	440
85-68-7	Butylbenzylphthalate	20	< 20 U
56-55-3	Benzo (a) anthracene	20	250
117-81-7	bis (2-Ethylhexyl) phthalate	20	67
218-01-9	Chrysene	20	460
117-84-0	Di-n-Octyl phthalate	20	< 20 U
205-99-2	Benzo (b) fluoranthene	20	220
207-08-9	Benzo (k) fluoranthene	20	220
50-32-8	Benzo (a) pyrene	20	180
193-39-5	Indeno (1,2,3-cd) pyrene	20	69

ORGANICS ANALYSIS DATA SHEET
PSDDA Semivolatiles by SW8270D GC/MS
 Page 2 of 2

Sample ID: 3SED8-C
SAMPLE

Lab Sample ID: PB63C
 LIMS ID: 09-12944
 Matrix: Sediment
 Date Analyzed: 06/16/09 14:37

QC Report No: PB63-ENVIROMENTAL SCIENCE CORP.
 Project: JELD-WEN NORD DOOR
 008.0228.00017

CAS Number	Analyte	RL	Result
53-70-3	Dibenz (a, h) anthracene	20	35
191-24-2	Benzo (g, h, i) perylene	20	69
90-12-0	1-Methylnaphthalene	20	< 20 U

Reported in µg/kg (ppb)

Semivolatile Surrogate Recovery

d5-Nitrobenzene	54.8%	2-Fluorobiphenyl	66.4%
d14-p-Terphenyl	60.0%	d4-1,2-Dichlorobenzene	48.0%
d5-Phenol	60.0%	2-Fluorophenol	56.3%
2,4,6-Tribromophenol	73.9%	d4-2-Chlorophenol	58.9%

Analytical Resources, Inc.

Semivolatiles Report SW846 Method 8270D

Data file : /chem1/nt6.i/20090616.b/pb63c.d
 Lab Smp Id: PB63C Client Smp ID: 3SED8-C
 Inj Date : 16-JUN-2009 14:37
 Operator : LJR/VTS Inst ID: nt6.i
 Smp Info : PB63C
 Misc Info : 09-12944
 Comment : 1ul Injection
 Method : /chem1/nt6.i/20090616.b/SW846.m
 Meth Date : 17-Jun-2009 11:06 jeff Quant Type: ISTD
 Cal Date : 11-JUN-2009 14:21 Cal File: 0050611a.d
 Als bottle: 6
 Dil Factor: 1.00000
 Integrator: HP RTE Compound Sublist: PSDDA.sub
 Target Version: 3.50

LJR
6/17/09

Concentration Formula: Amt * DF * Vt / (Ws * (100 - M) / 100) * CpndVariable

Name	Value	Description
DF	1.00000	Dilution Factor
Vt	500.00000	Volume of final extract (uL)
Ws	52.50000	Weight of sample extracted (g)
M	51.10000	% Moisture

Cpnd Variable

Local Compound Variable

Compounds	QUANT SIG	RT	EXP RT	REL RT	RESPONSE	CONCENTRATIONS	
						ON-COLUMN (ug/mL)	FINAL (ug/kg)
\$ 1 2-Fluorophenol	112	4.685	4.638	(0.695)	180457	21.0896	410.7
\$ 2 Phenol-d5	99	6.501	6.428	(0.964)	258864	22.5285	438.8
3 Phenol	94	Compound Not Detected.					
\$ 5 2-Chlorophenol-d4	132	6.459	6.438	(0.958)	154682	22.0914	430.3
4 Bis(2-Chloroethyl) ether	93	Compound Not Detected.					
6 2-Chlorophenol	128	Compound Not Detected.					
7 1,3-Dichlorobenzene	146	Compound Not Detected.					
* 8 1,4-Dichlorobenzene-d4	152	6.742	6.732	(1.000)	103788	20.0800	
9 1,4-Dichlorobenzene	146	Compound Not Detected.					
\$ 10 1,2-Dichlorobenzene-d4	152	7.041	7.036	(1.044)	62031	12.0026	233.8
12 1,2-Dichlorobenzene	146	Compound Not Detected.					
11 Benzyl alcohol	108	Compound Not Detected.					
14 2,2'-oxybis(1-Chloropropane)	45	Compound Not Detected.					
13 2-Methylphenol	108	Compound Not Detected.					
17 Hexachloroethane	117	Compound Not Detected.					

Compounds	QUANT SIG MASS	RT	EXP RT	REL RT	RESPONSE	CONCENTRATIONS	
						ON-COLUMN (ug/mL)	FINAL (ug/kg)
16 N-Nitroso-di-n-propylamine	70						
15 4-Methylphenol	108						
\$ 18 Nitrobenzene-d5	82	7.703	7.704	(0.875)	155740	13.7460	267.7
19 Nitrobenzene	77						
20 Isophorone	82						
21 2-Nitrophenol	139						
22 2,4-Dimethylphenol	107						
23 Bis(2-Chloroethoxy)methane	93						
24 Benzoic acid	105						
25 2,4-Dichlorophenol	162						
26 1,2,4-Trichlorobenzene	180						
* 27 Naphthalene-d8	136	8.803	8.804	(1.000)	368912	20.0000	
28 Naphthalene	128	8.835	8.836	(1.004)	13318	0.60727LDC	11.83
29 4-Chloroaniline	127						
30 Hexachlorobutadiene	225						
31 4-Chloro-3-methylphenol	107						
32 2-Methylnaphthalene	141						
33 Hexachlorocyclopentadiene	237						
34 2,4,6-Trichlorophenol	196						
35 2,4,5-Trichlorophenol	196						
\$ 36 2-Fluorobiphenyl	172	10.619	10.626	(0.913)	252240	16.6111	323.5
37 2-Chloronaphthalene	162						
38 2-Nitroaniline	65						
39 Dimethylphthalate	163						
40 Acenaphthylene	152	11.383	11.384	(0.978)	12332	0.60693LDC	11.82 <i>LMC</i>
41 2,6-Dinitrotoluene	165						
* 42 Acenaphthene-d10	164	11.634	11.635	(1.000)	204436	20.0000	
43 3-Nitroaniline	138						
44 Acenaphthene	153	11.682	11.683	(1.004)	7887	0.61504LDC	11.98
45 2,4-Dinitrophenol	184						
46 Dibenzofuran	168	11.944	11.950	(1.027)	10979	0.59255	11.54
47 4-Nitrophenol	109						
48 2,4-Dinitrotoluene	165						
50 Diethylphthalate	149	12.531	12.543	(1.077)	9356	0.68919	13.42
49 Fluorene	166	12.489	12.495	(1.073)	14822	0.97799	19.05
51 4-Chlorophenyl-phenylether	204						
52 4-Nitroaniline	138						
53 4,6-Dinitro-2-methylphenol	198						
54 N-Nitrosodiphenylamine	169						
\$ 55 2,4,6-Tribromophenol	330	12.916	12.917	(1.110)	53941	27.6722	538.9
56 4-Bromophenyl-phenylether	248						
57 Hexachlorobenzene	284						
58 Pentachlorophenol	266						
* 59 Phenanthrene-d10	188	13.963	13.964	(1.000)	301339	20.0000	
60 Phenanthrene	178	13.995	14.001	(1.002)	136959	7.16064	139.5
61 Anthracene	178	14.064	14.071	(1.007)	65893	3.39819	66.18
62 Carbazole	167	14.385	14.386	(1.030)	14553	0.91331LDC	17.79 <i>LMC</i>

Compounds	QUANT SIG				RESPONSE	CONCENTRATIONS		
	MASS	RT	EXP RT	REL RT		ON-COLUMN (ug/mL)	FINAL (ug/kg)	
63 Di-n-butylphthalate	149	15.170	15.165	(1.086)	11493	0.60286 15.74	11.74 <i>OML</i>	
64 Fluoranthene	202	15.912	15.903	(1.140)	637472	32.6453	635.8	
65 Pyrene	202	16.249	16.239	(0.892)	584607	22.3302	434.9	
\$ 66 Terphenyl-d14	244	16.617	16.613	(0.912)	253751	15.0337	292.8	
67 Butylbenzylphthalate	149	Compound Not Detected.						
68 Benzo(a)anthracene	228	18.193	18.183	(0.999)	299175	12.8257	249.8	
* 69 Chrysene-d12	240	18.220	18.210	(1.000)	316017	20.0000		
70 3,3'-Dichlorobenzidine	252	Compound Not Detected.						
71 Chrysene	228	18.257	18.247	(1.002)	532189	23.8295	464.1	
72 bis(2-Ethylhexyl)phthalate	149	18.567	18.557	(0.952)	48840	3.44000	67.00	
* 134 Di-n-octylphthalate-d4	153	19.496	19.486	(1.000)	457767	20.0000		
73 Di-n-octylphthalate	149	Compound Not Detected.						
74 Benzo(b)fluoranthene	252	19.833	19.812	(0.975)	525370	22.5833	439.8 <i>11.143</i>	
75 Benzo(k)fluoranthene	252	19.833	19.844	(0.975)	525370	21.9872	420.2 <i>11.143</i>	
76 Benzo(a)pyrene	252	20.260	20.245	(0.996)	200048	9.49942	185.0	
* 77 Perylene-d12	264	20.345	20.325	(1.000)	321029	20.0000		
78 Indeno(1,2,3-cd)pyrene	276	21.691	21.660	(1.066)	98916	3.52351	68.62	
79 Dibenzo(a,h)anthracene	278	21.718	21.698	(1.067)	38140	1.78950	34.85	
80 Benzo(g,h,i)perylene	276	21.974	21.954	(1.080)	86981	3.54524	69.05	
90 N-Nitrosodimethylamine	74	Compound Not Detected.						
91 Aniline	93	Compound Not Detected.						
93 Benzidine	184	Compound Not Detected.						
103 Pyridine	79	Compound Not Detected.						
105 1-methylnaphthalene	141	Compound Not Detected.						
111 Azobenzene (1,2-DP-Hydrazine)	77	Compound Not Detected.						

Analytical Resources, Inc.

INTERNAL STANDARD COMPOUNDS
 AREA AND RT SUMMARY

Instrument ID: nt6.i
 Lab File ID: pb63c.d
 Lab Smp Id: PB63C
 Analysis Type: SV
 Quant Type: ISTD
 Operator: LJR/VTS
 Method File: /chem1/nt6.i/20090616.b/SW846.m
 Misc Info: 09-12944

Calibration Date: 16-JUN-2009
 Calibration Time: 11:54
 Client Smp ID: 3SED8-C
 Level: LOW
 Sample Type: Sediment

Test Mode:
 Use Initial Calibration Level 4.

COMPOUND	STANDARD	AREA LIMIT		SAMPLE	%DIFF
		LOWER	UPPER		
8 1,4-Dichlorobenze	112389	56194	224778	103788	-7.65
27 Naphthalene-d8	384492	192246	768984	368912	-4.05
42 Acenaphthene-d10	217478	108739	434956	204436	-6.00
59 Phenanthrene-d10	336594	168297	673188	301339	-10.47
69 Chrysene-d12	247160	123580	494320	316017	27.86
134 Di-n-octylphthala	347036	173518	694072	457767	31.91
77 Perylene-d12	232938	116469	465876	321029	37.82

COMPOUND	STANDARD	RT LIMIT		SAMPLE	%DIFF
		LOWER	UPPER		
8 1,4-Dichlorobenze	6.73	6.23	7.23	6.74	0.14
27 Naphthalene-d8	8.80	8.30	9.30	8.80	-0.01
42 Acenaphthene-d10	11.64	11.14	12.14	11.63	-0.01
59 Phenanthrene-d10	13.96	13.46	14.46	13.96	-0.01
69 Chrysene-d12	18.21	17.71	18.71	18.22	0.05
134 Di-n-octylphthala	19.49	18.99	19.99	19.50	0.05
77 Perylene-d12	20.32	19.82	20.82	20.35	0.10

AREA UPPER LIMIT = +100% of internal standard area.
 AREA LOWER LIMIT = - 50% of internal standard area.
 RT UPPER LIMIT = + 0.50 minutes of internal standard RT.
 RT LOWER LIMIT = - 0.50 minutes of internal standard RT.

Analytical Resources, Inc.

RECOVERY REPORT

Client Name: ESC
 Sample Matrix: SOLID
 Lab Smp Id: PB63C
 Level: LOW
 Data Type: MS DATA
 SpikeList File: PSDDALCS.spk
 Sublist File: PSDDA.sub
 Method File: /chem1/nt6.i/20090616.b/SW846.m
 Misc Info: 09-12944

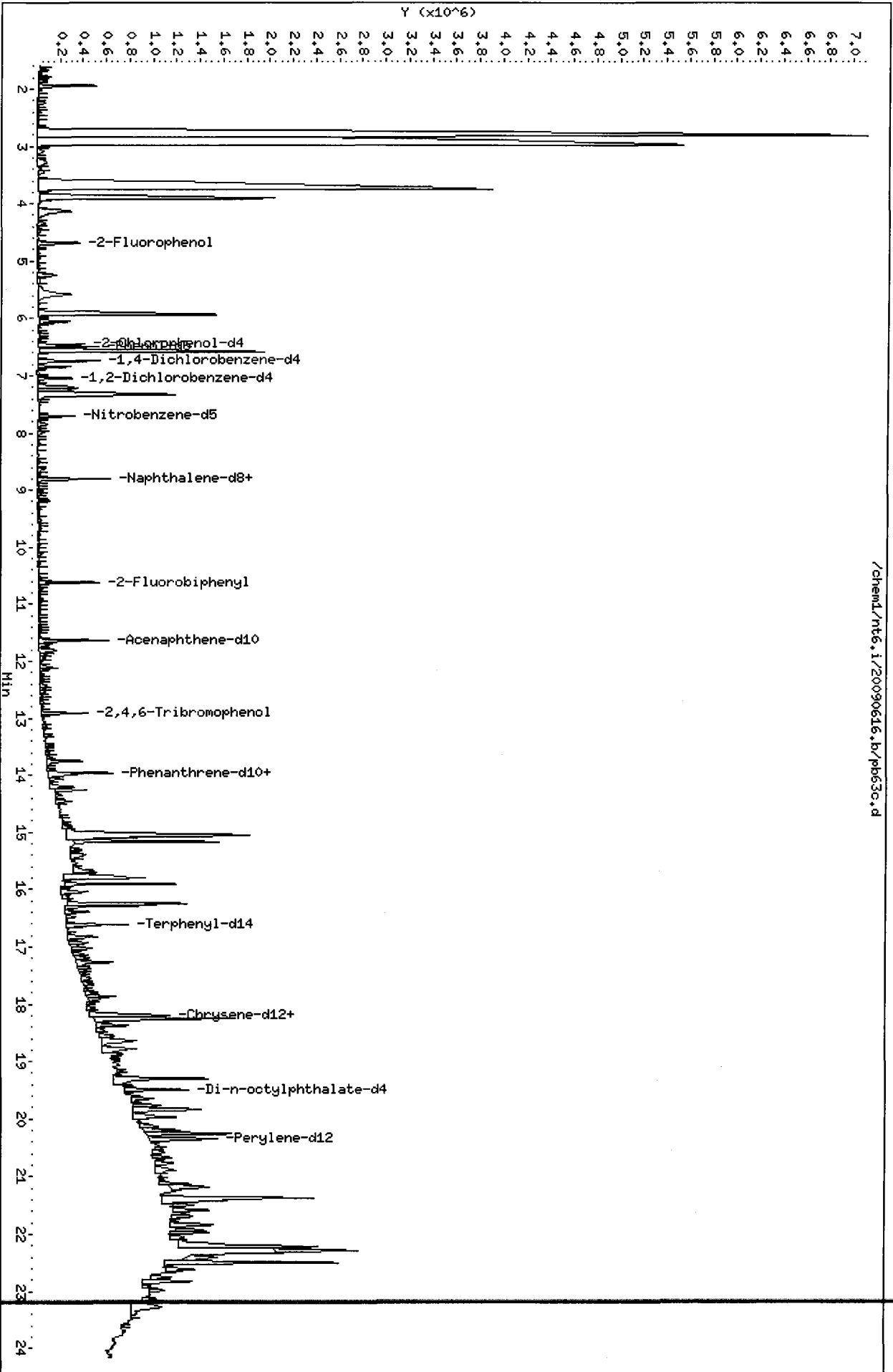
Client SDG: PB63
 Fraction: SV
 Client Smp ID: 3SED8-C
 Operator: LJR/VTS
 SampleType: SAMPLE
 Quant Type: ISTD

SURROGATE COMPOUND	CONC ADDED ug/kg	CONC RECOVERED ug/kg	% RECOVERED	LIMITS
\$ 1 2-Fluorophenol	730.4	410.7	56.24	21-100
\$ 2 Phenol-d5	730.4	438.8	60.08	10-100
\$ 5 2-Chlorophenol-d4	730.4	430.3	58.91	30-100
\$ 10 1,2-Dichlorobenzen	486.9	233.8	48.01	24-100
\$ 18 Nitrobenzene-d5	486.9	267.7	54.98	26-100
\$ 36 2-Fluorobiphenyl	486.9	323.5	66.44	32-100
\$ 55 2,4,6-Tribromophen	730.4	538.9	73.79	33-118
\$ 66 Terphenyl-d14	486.9	292.8	60.13	21-97

Data File: /chem1/nt6.i/20090616.b/pb63c.d
Date : 16-JUN-2009 14:37
Client ID: 35ED8-C
Sample Info: PB63C
Volume Injected (uL): 1.0
Column phase: ZB-5

Instrument: nt6.i
Operator: LJR/VTS
Column diameter: 0.32

/chem1/nt6.i/20090616.b/pb63c.d



PB63 : 06100

Date : 16-JUN-2009 14:37

Client ID: 3SED8-C

Instrument: nt6.i

Sample Info: PB63C

Volume Injected (uL): 1.0

Operator: LJR/VTS

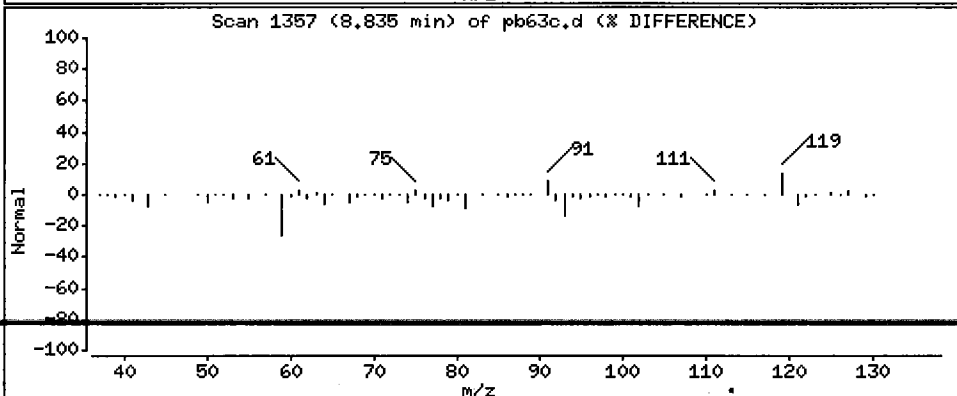
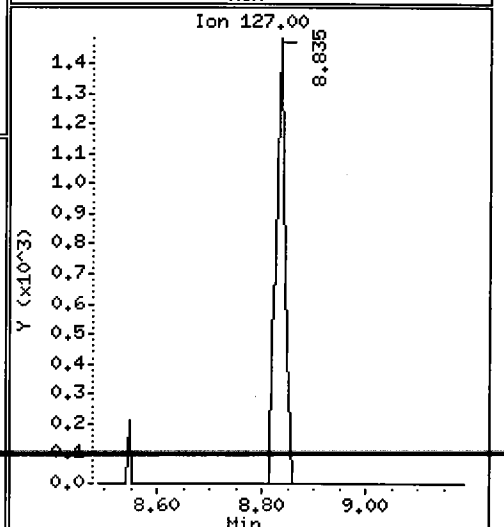
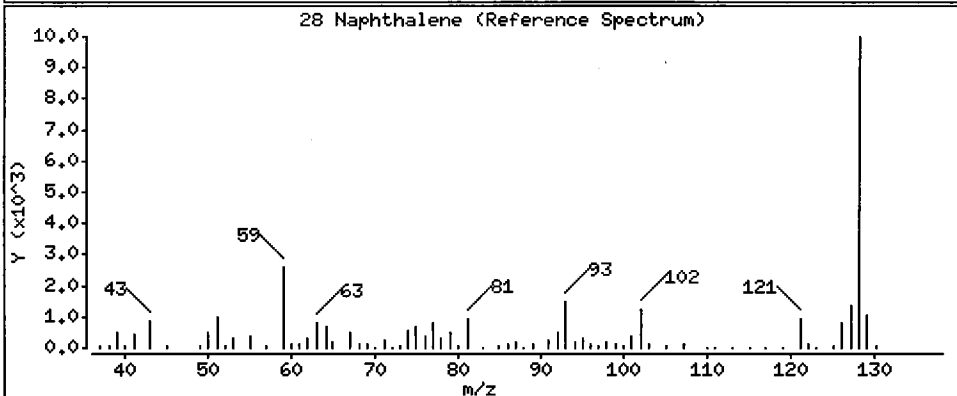
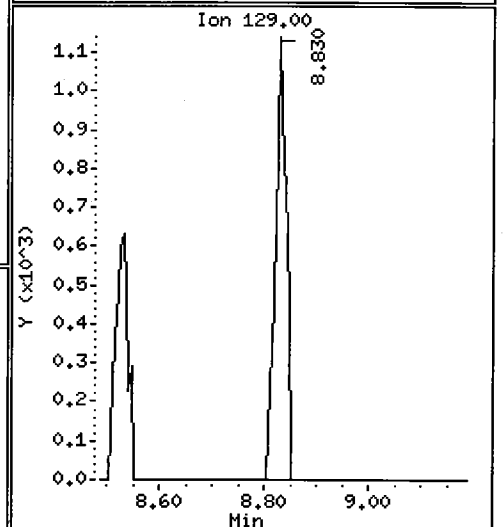
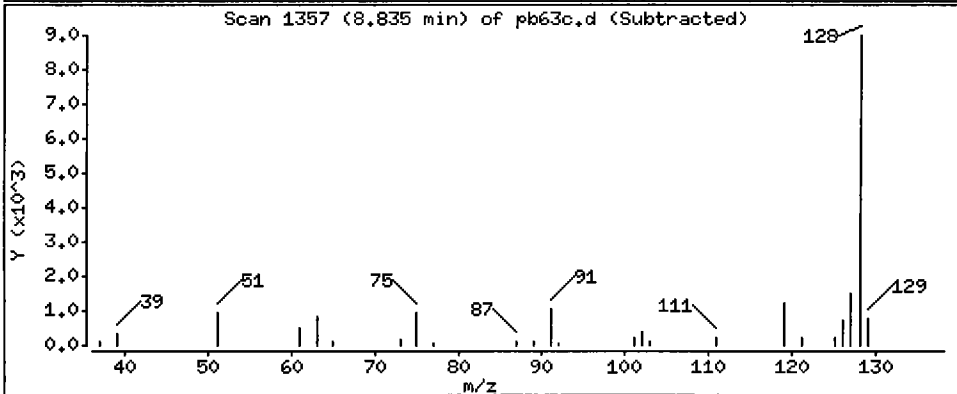
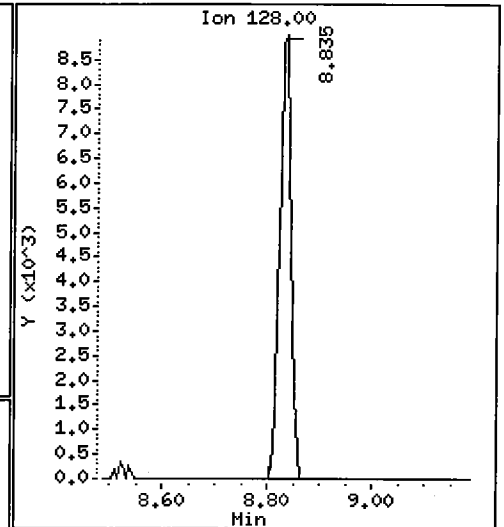
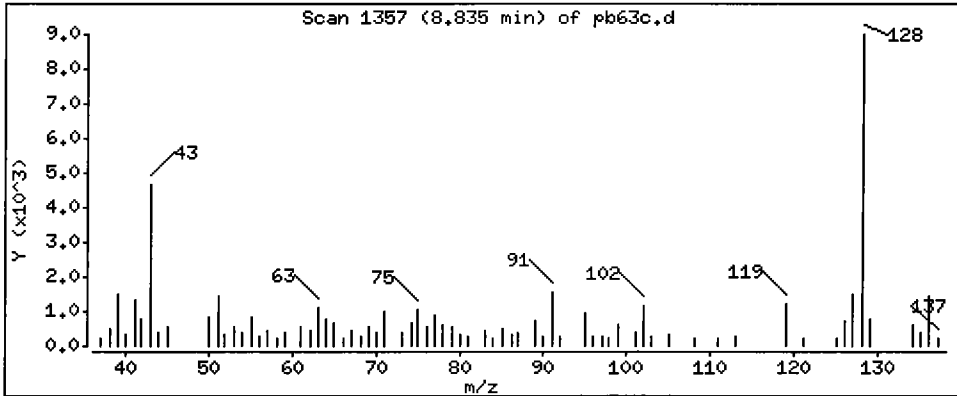
Column phase: ZB-5

Column diameter: 0.32

LJR

28 Naphthalene

Concentration: 11.83 ug/kg



Date : 16-JUN-2009 14:37

Client ID: 3SED8-C

Instrument: nt6.i

Sample Info: PB63C

Volume Injected (uL): 1.0

Operator: LJR/VTS

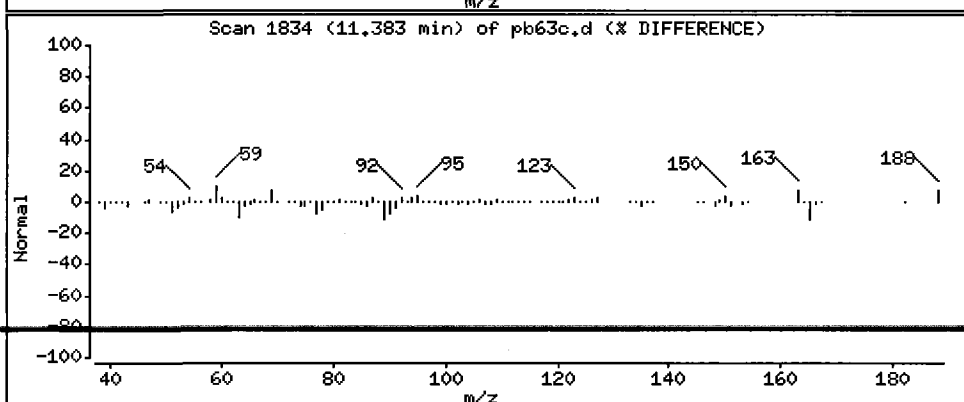
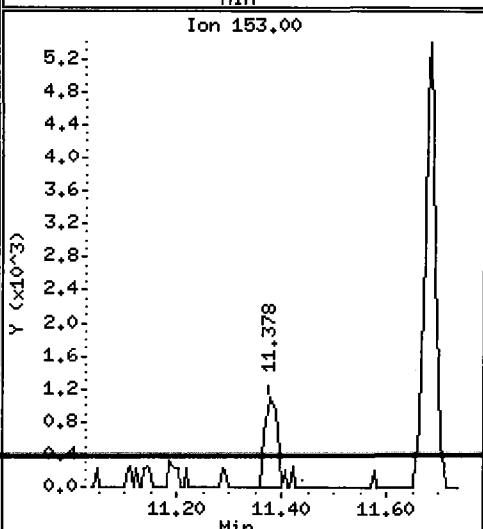
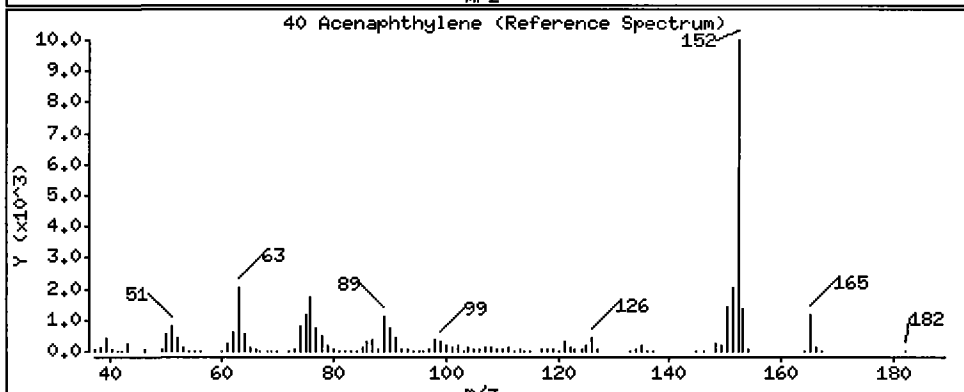
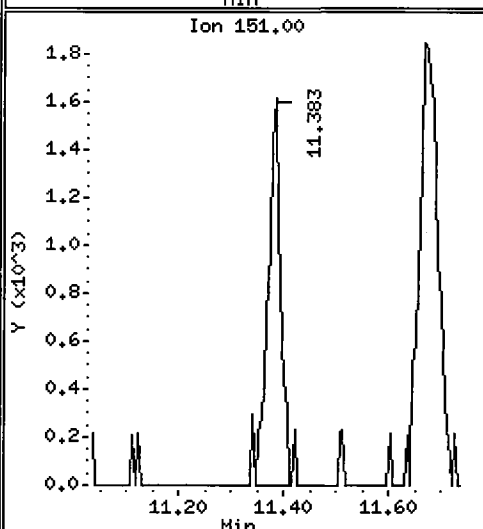
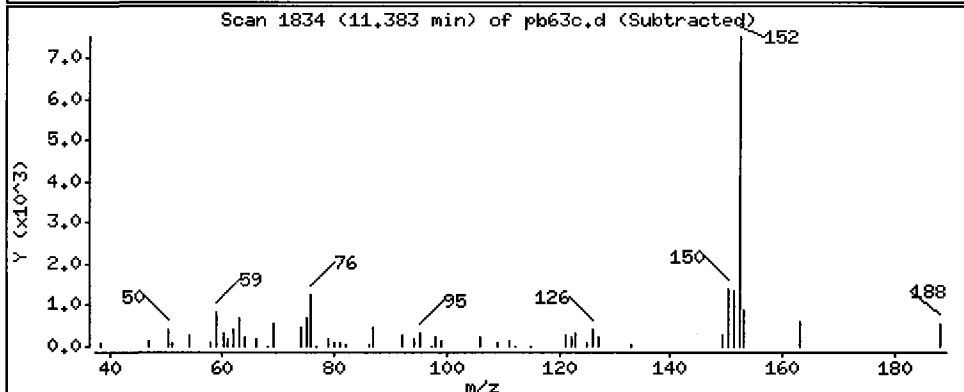
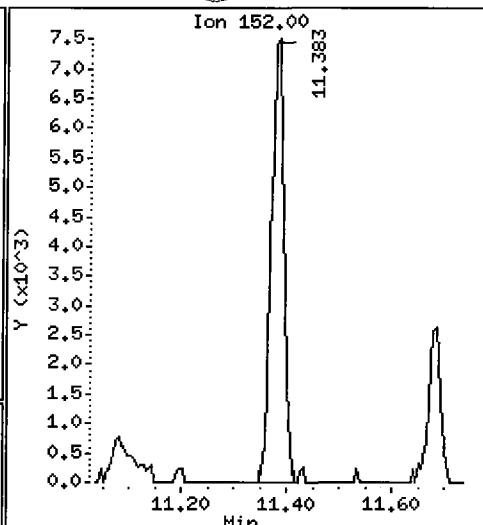
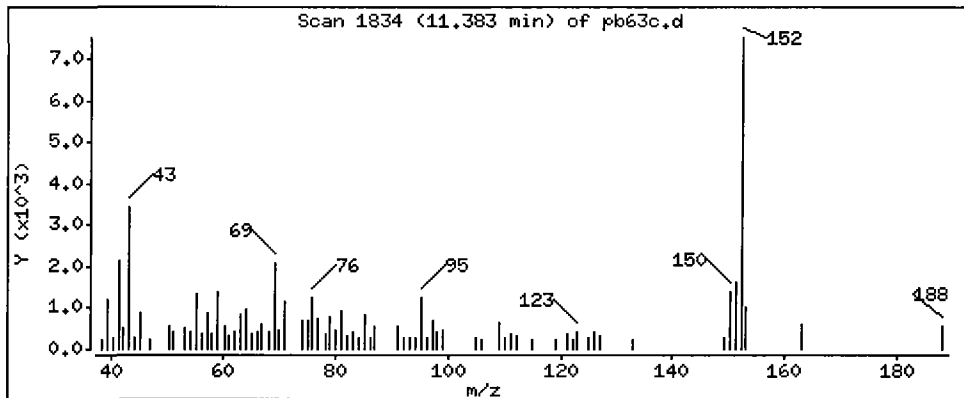
Column phase: ZB-5

Column diameter: 0.32

40 Acenaphthylene

Concentration: 11.82 ug/kg

Full



Date : 16-JUN-2009 14:37

Client ID: 3SED8-C

Instrument: nt6.i

Sample Info: PB63C

Volume Injected (uL): 1.0

Operator: LJR/VTS

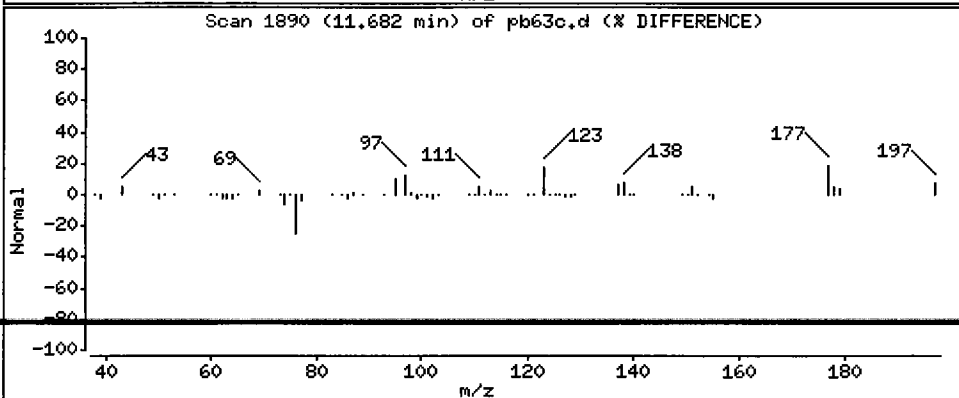
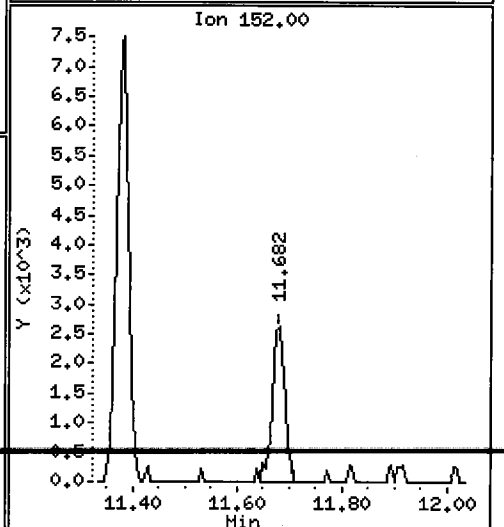
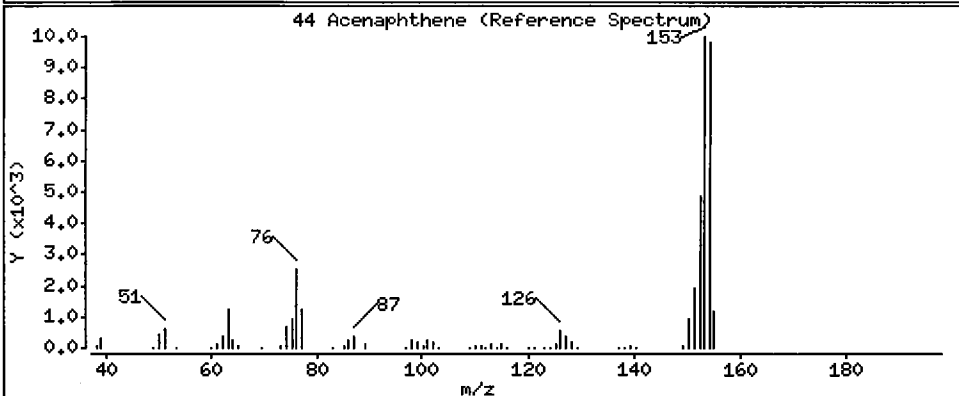
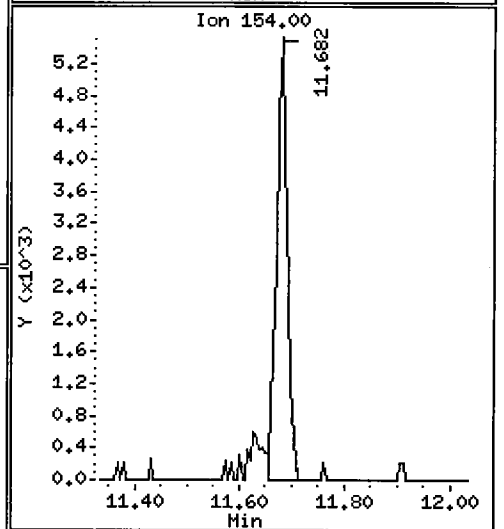
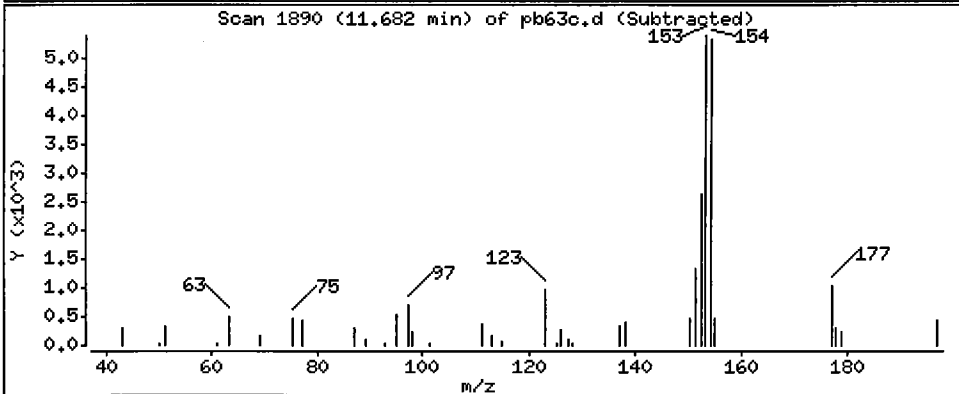
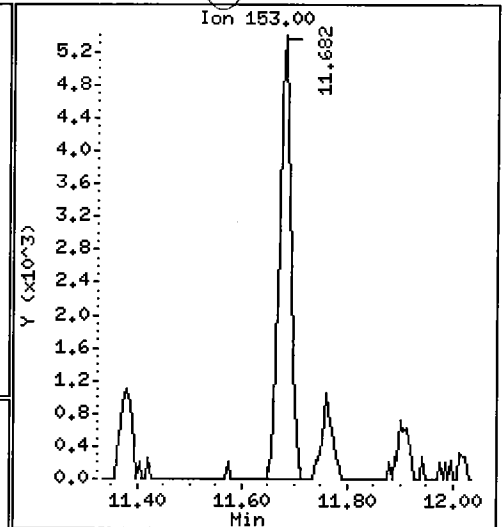
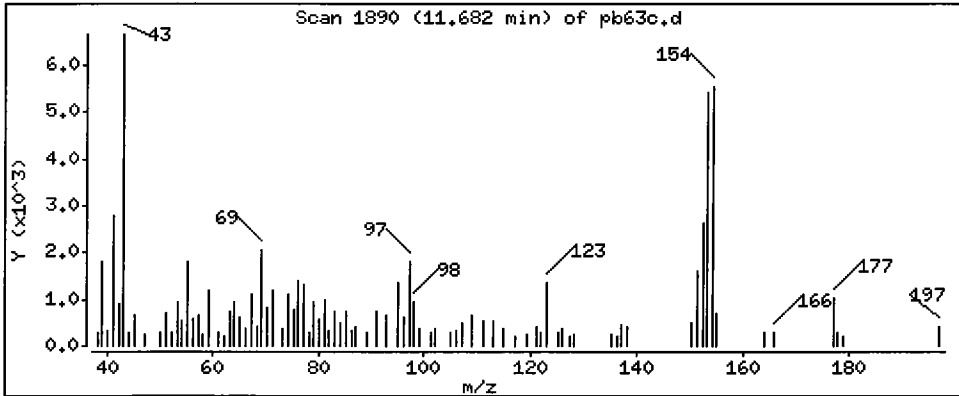
Column phase: ZB-5

Column diameter: 0.32

44 Acenaphthene

Concentration: 11.98 ug/kg

FLA



Date: 16-JUN-2009 14:37

Client ID: 3SED8-C

Instrument: nt6.i

Sample Info: PB63C

Volume Injected (uL): 1.0

Operator: LJR/VTS

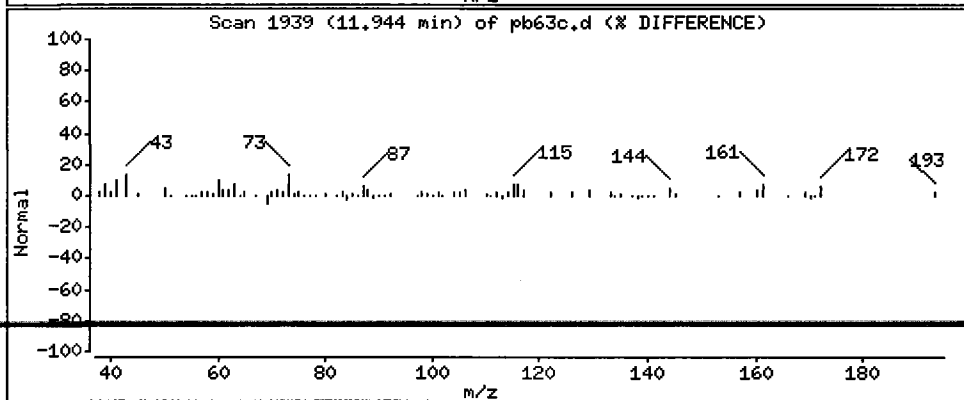
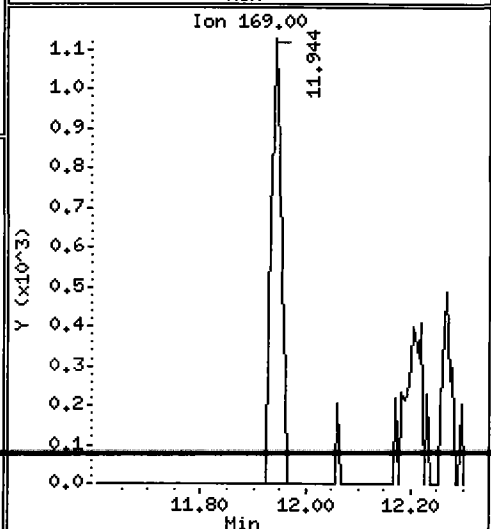
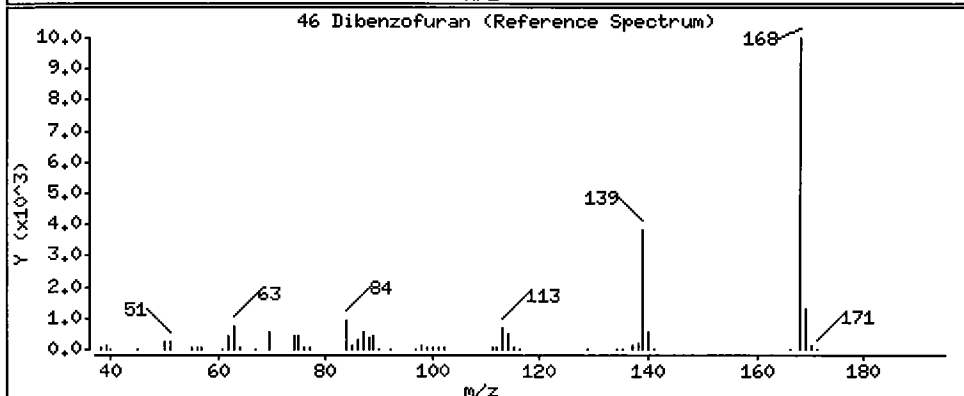
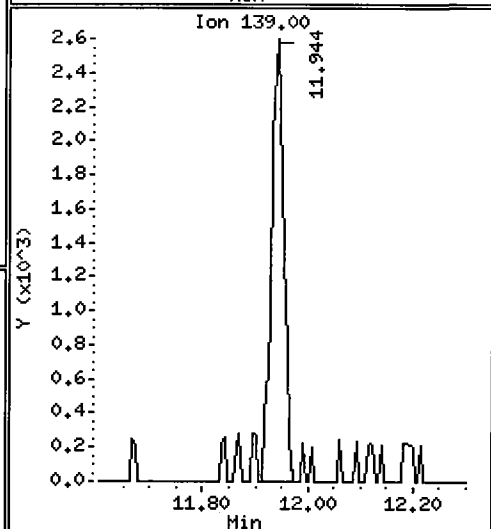
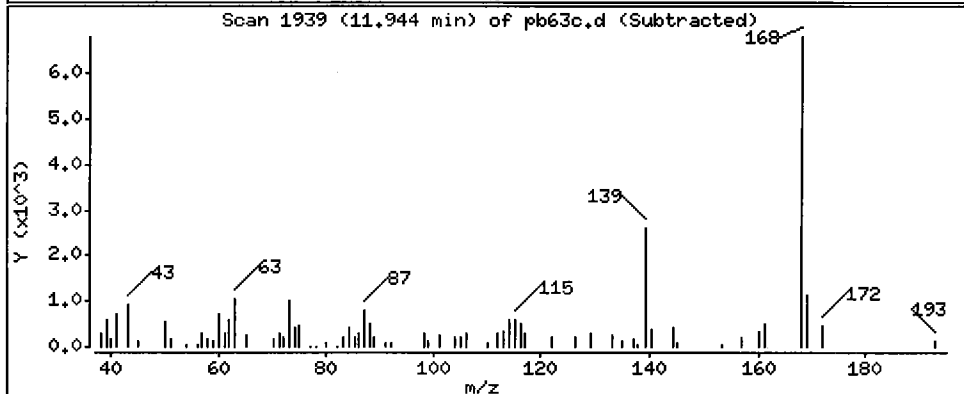
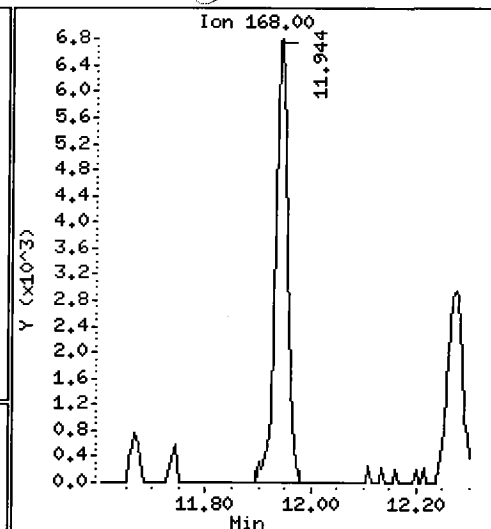
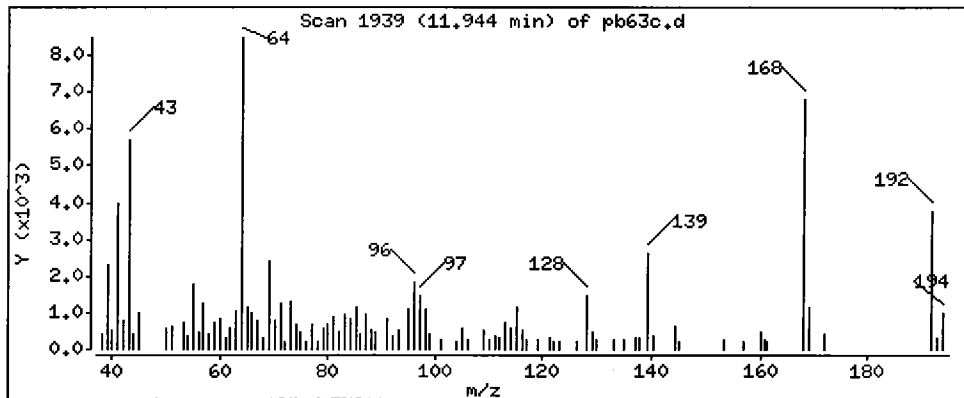
Column phase: ZB-5

Column diameter: 0.32

46 Dibenzofuran

Concentration: 11.54 ug/kg

JLR



Date: 16-JUN-2009 14:37

Client ID: 3SED8-C

Instrument: nt6.i

Sample Info: PB63C

Volume Injected (uL): 1.0

Operator: LJR/VTS

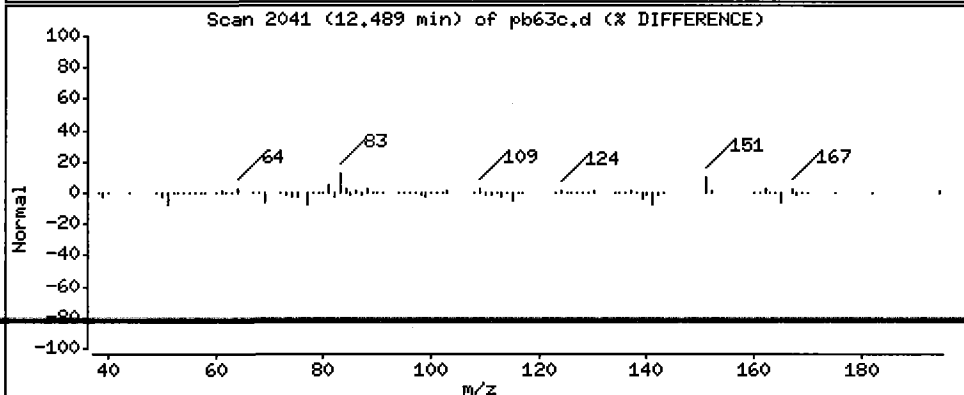
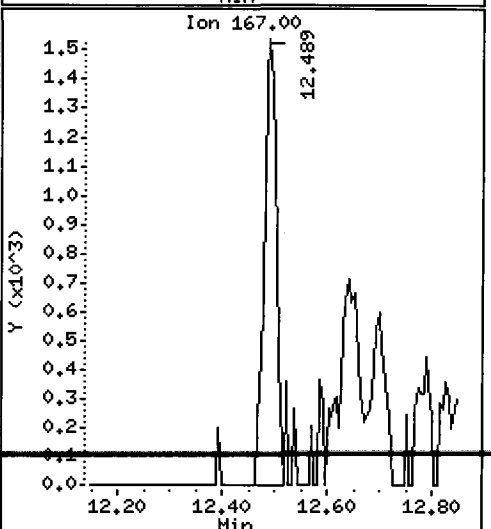
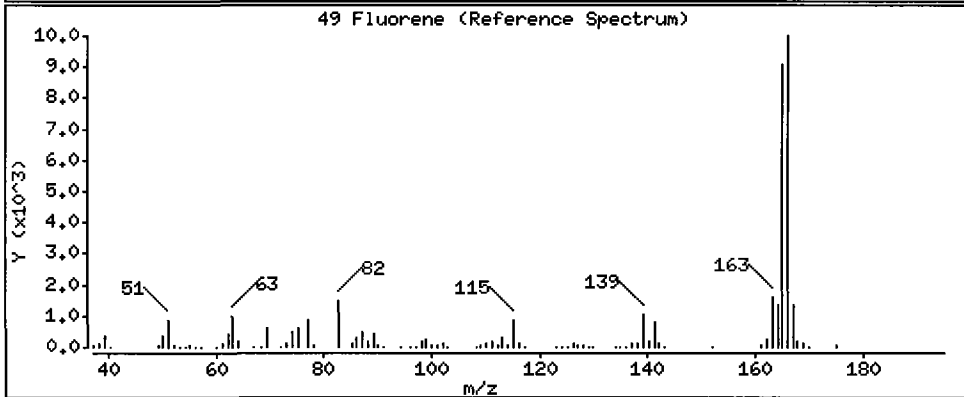
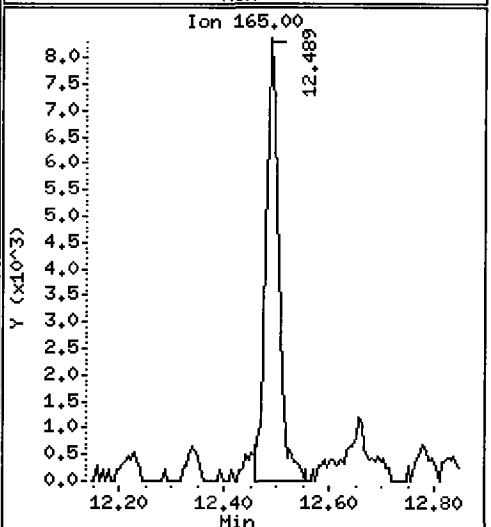
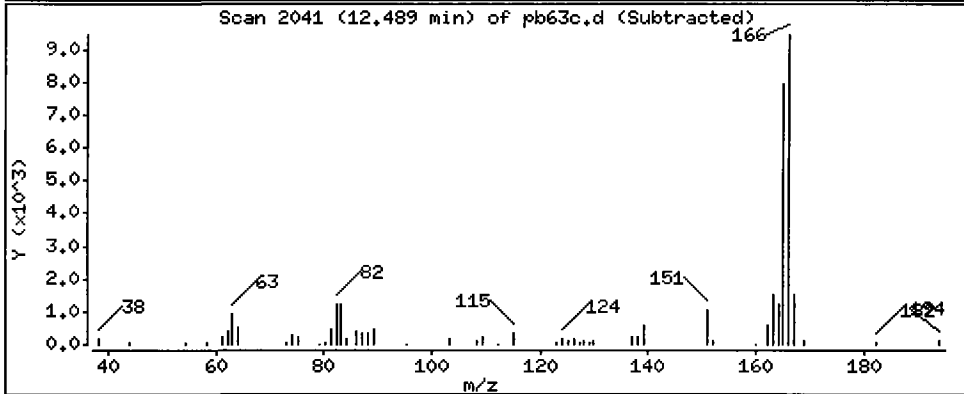
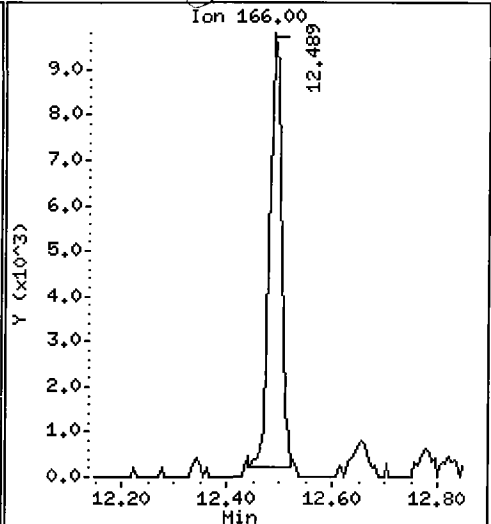
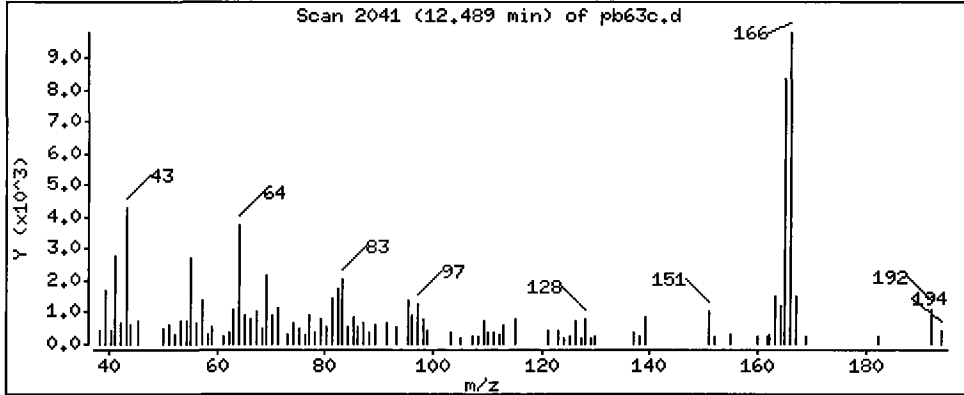
Column phase: ZB-5

Column diameter: 0.32

49 Fluorene

Concentration: 19.05 ug/kg

JLR



Date : 16-JUN-2009 14:37

Client ID: 3SED8-C

Instrument: nt6.i

Sample Info: PB63C

Volume Injected (uL): 1.0

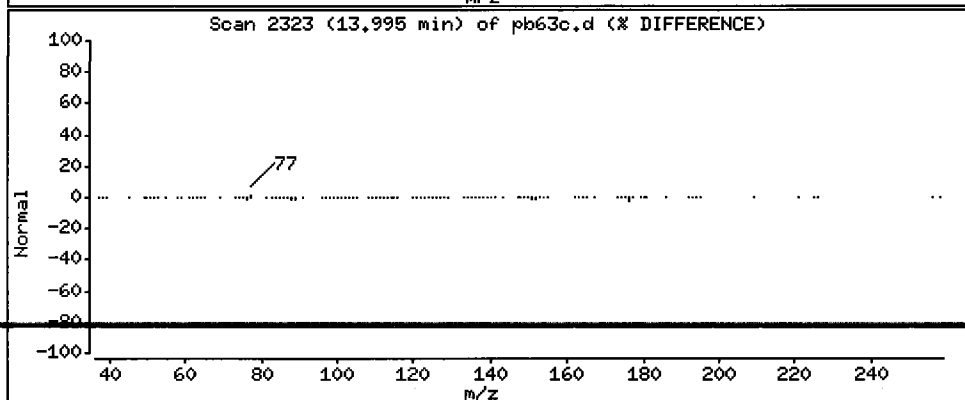
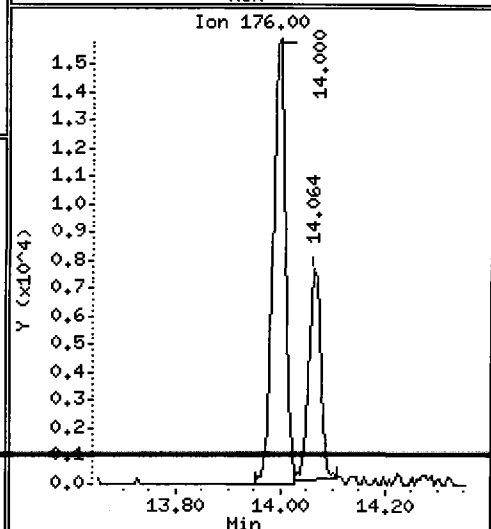
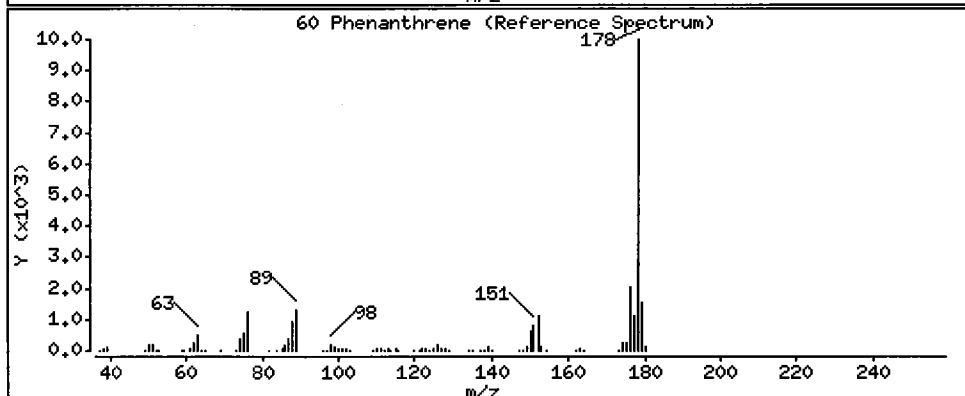
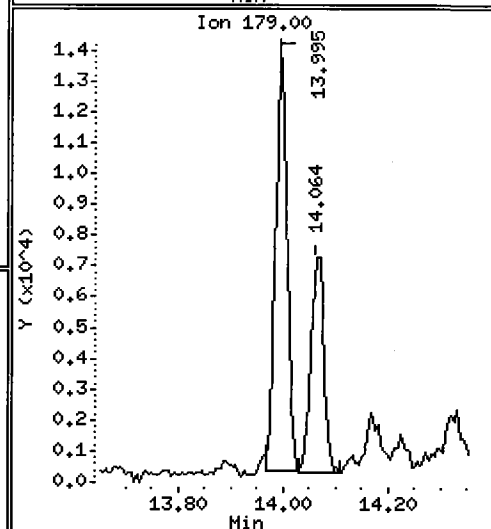
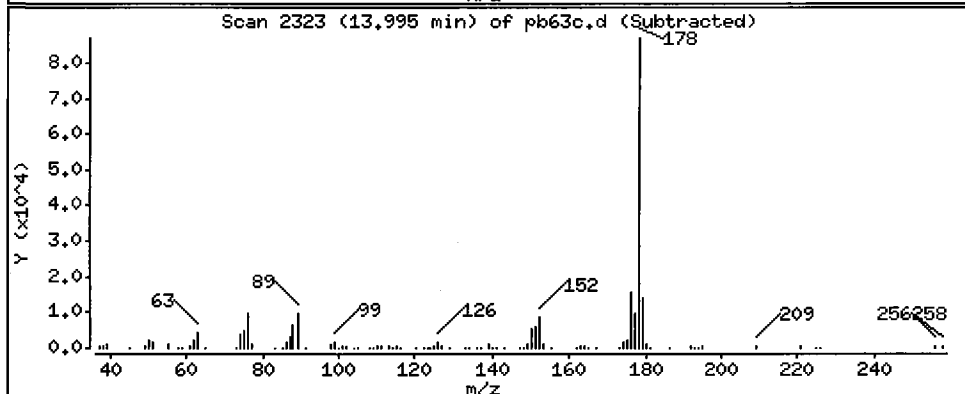
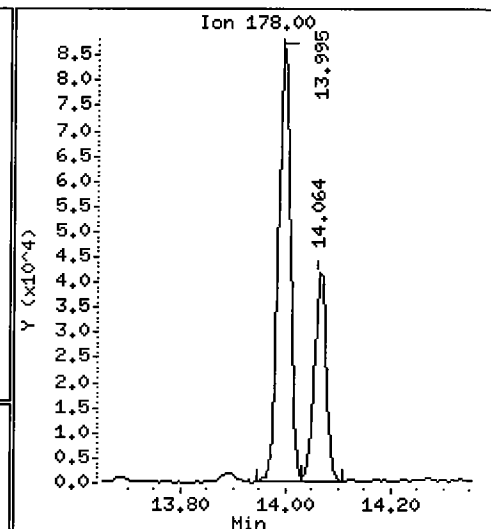
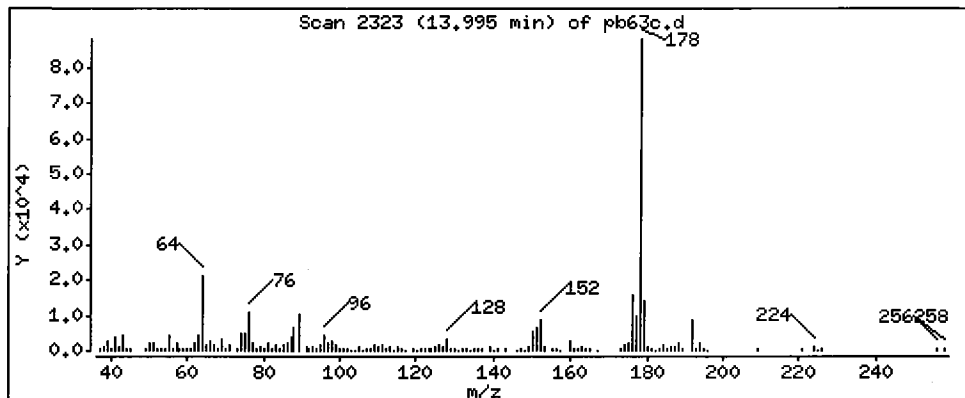
Operator: LJR/VTS

Column phase: ZB-5

Column diameter: 0.32

60 Phenanthrene

Concentration: 139,5 ug/kg



Date: 16-JUN-2009 14:37

Client ID: 3SED8-C

Instrument: nt6.i

Sample Info: PB63C

Volume Injected (uL): 1.0

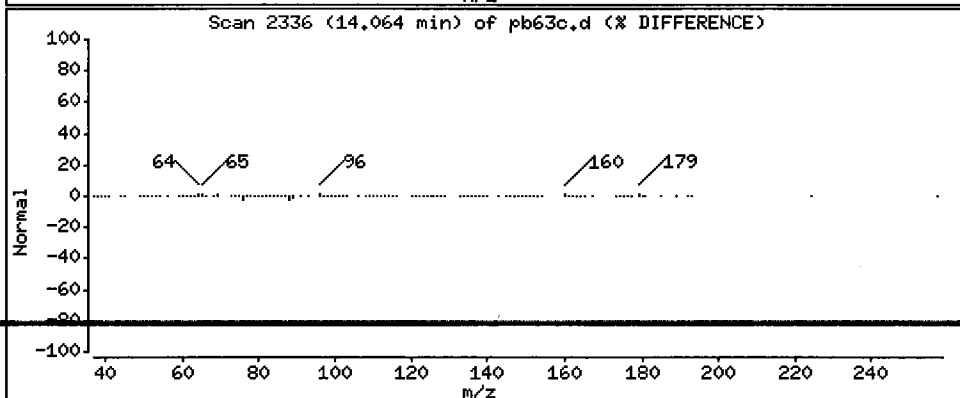
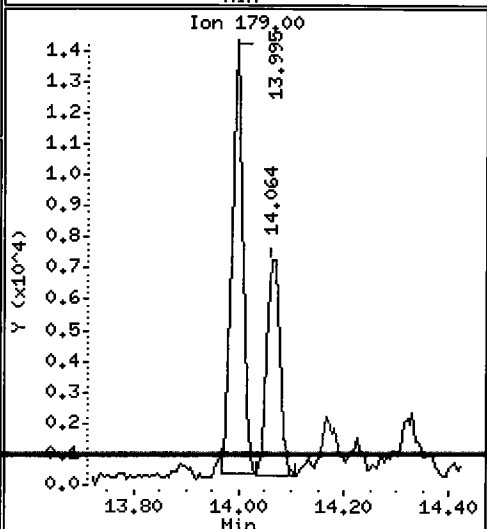
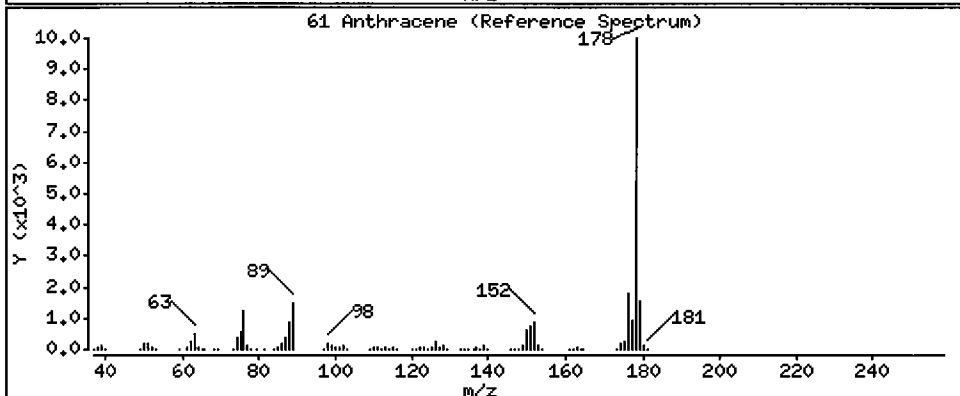
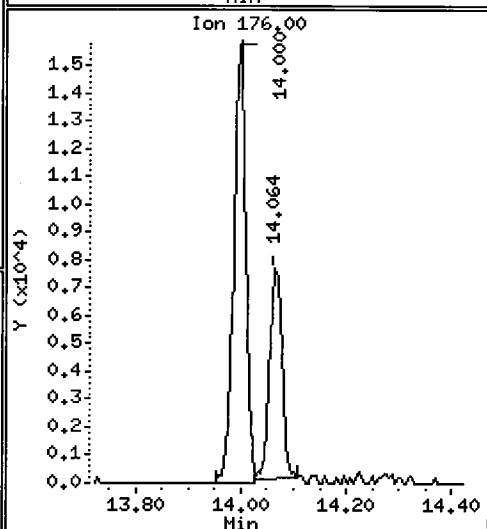
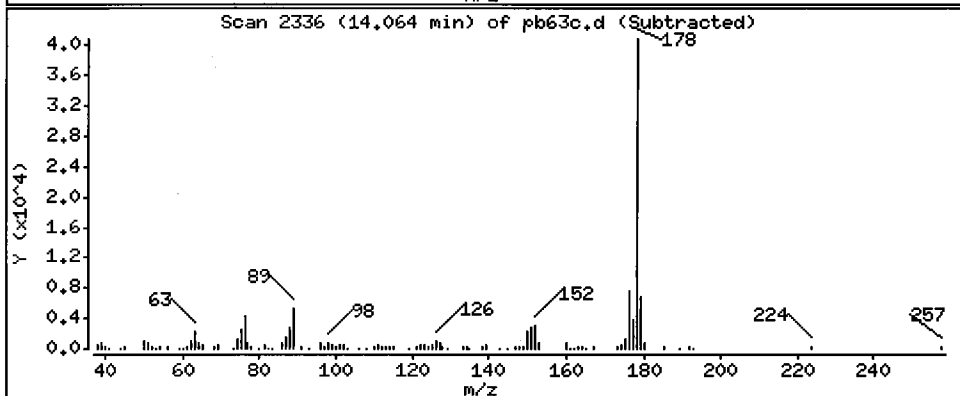
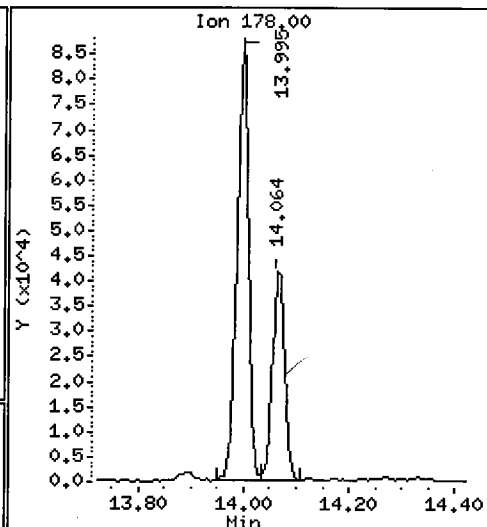
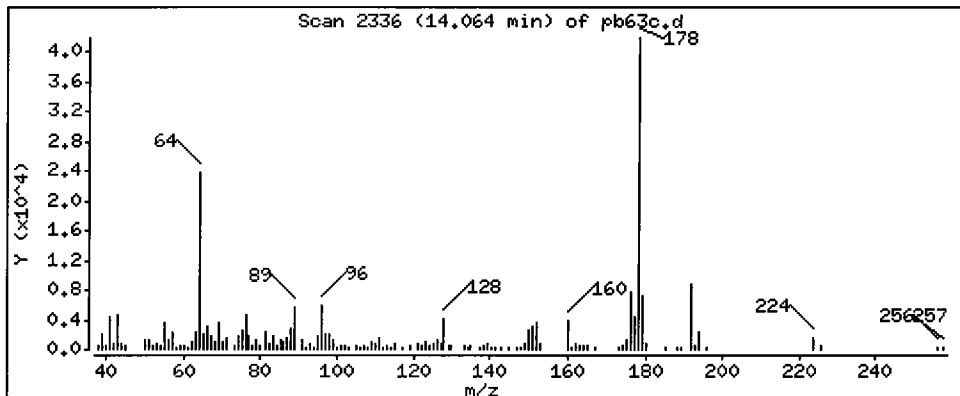
Operator: LJR/VTS

Column phase: ZB-5

Column diameter: 0.32

61 Anthracene

Concentration: 66.18 ug/kg



Date : 16-JUN-2009 14:37

Client ID: 3SED8-C

Instrument: nt6.i

Sample Info: PB63C

Volume Injected (uL): 1.0

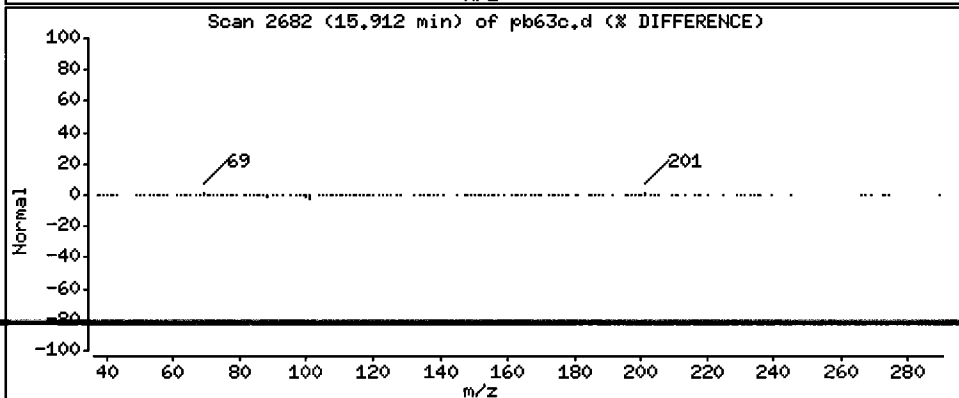
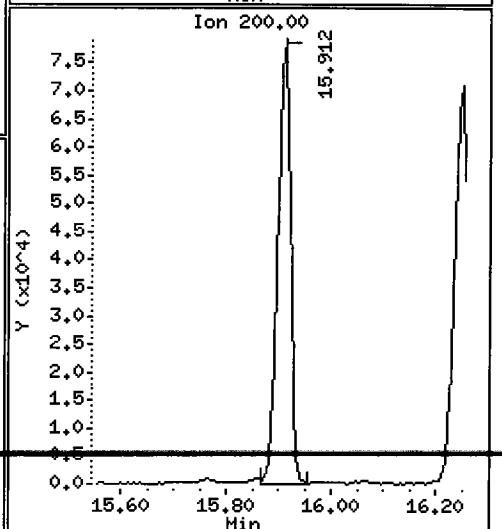
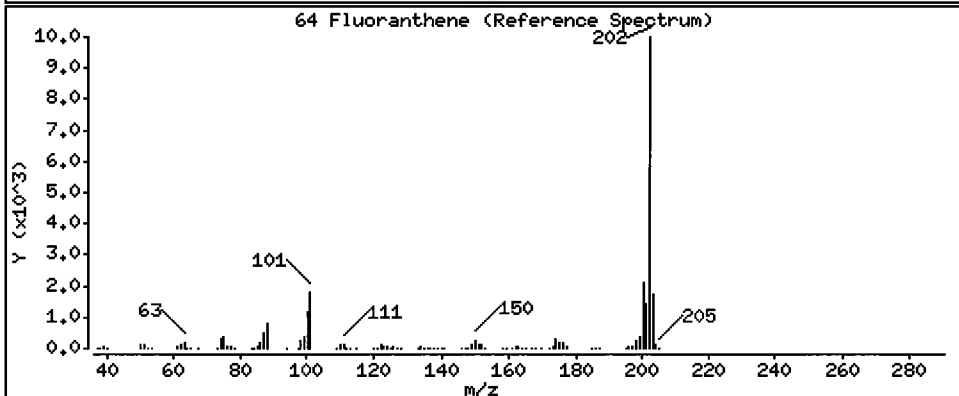
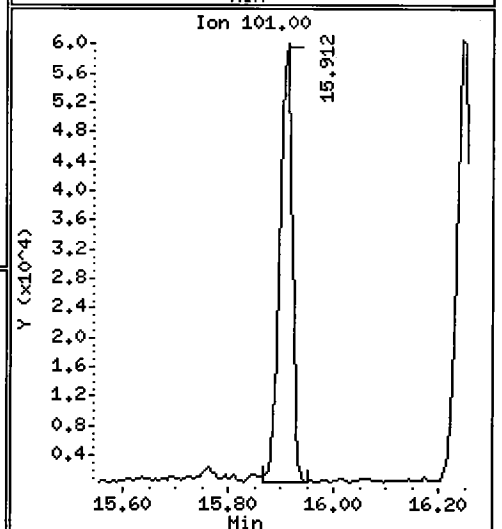
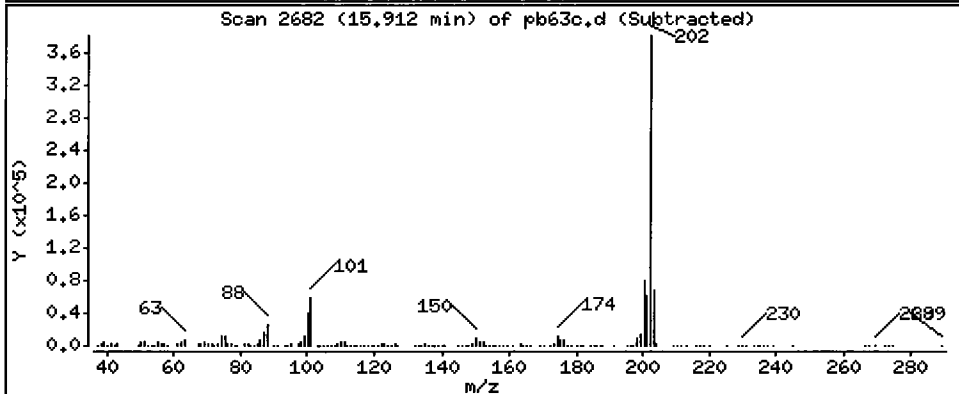
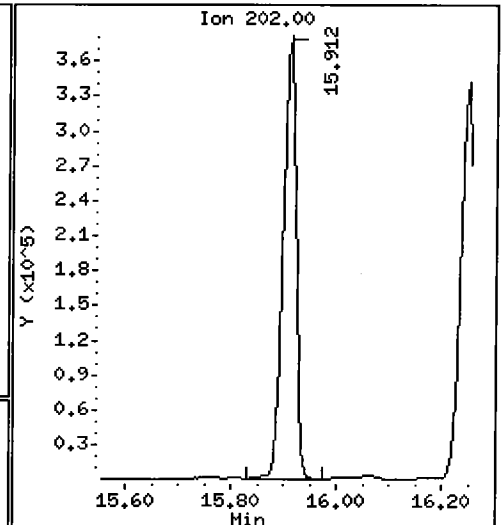
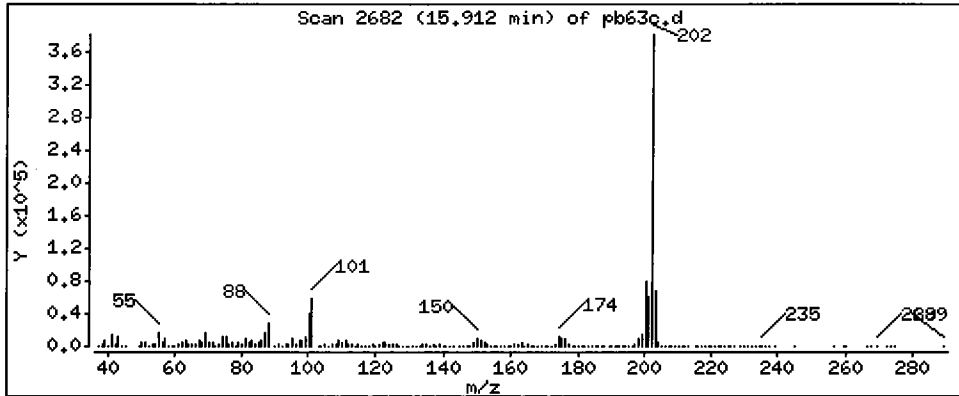
Operator: LJR/VTS

Column phase: ZB-5

Column diameter: 0,32

64 Fluoranthene

Concentration: 635,8 ug/kg



Date : 16-JUN-2009 14:37

Client ID: 3SED8-C

Instrument: nt6.i

Sample Info: PB63C

Volume Injected (uL): 1.0

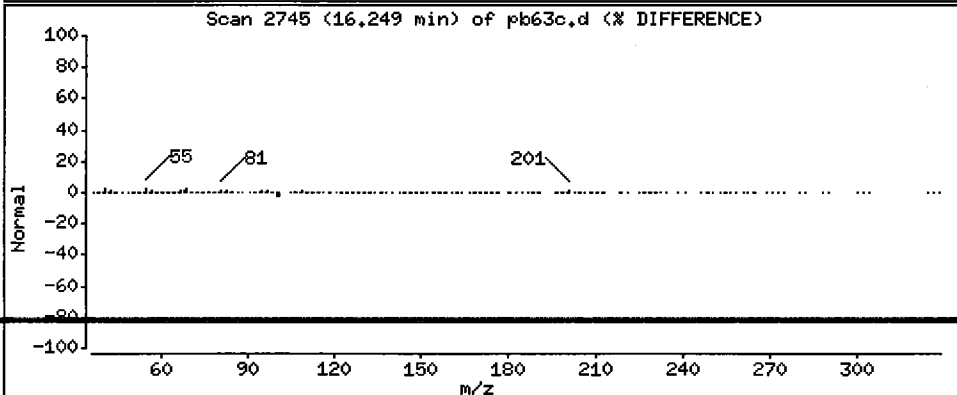
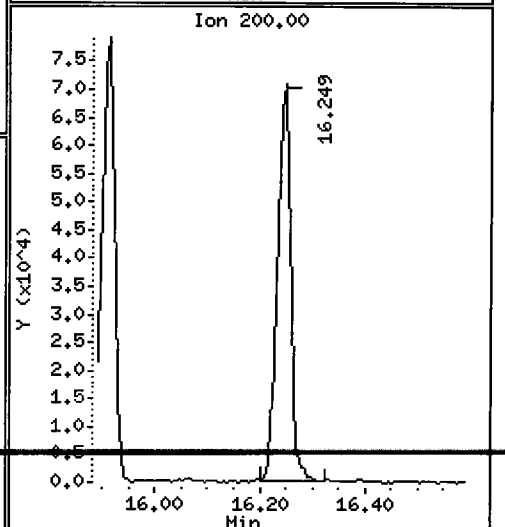
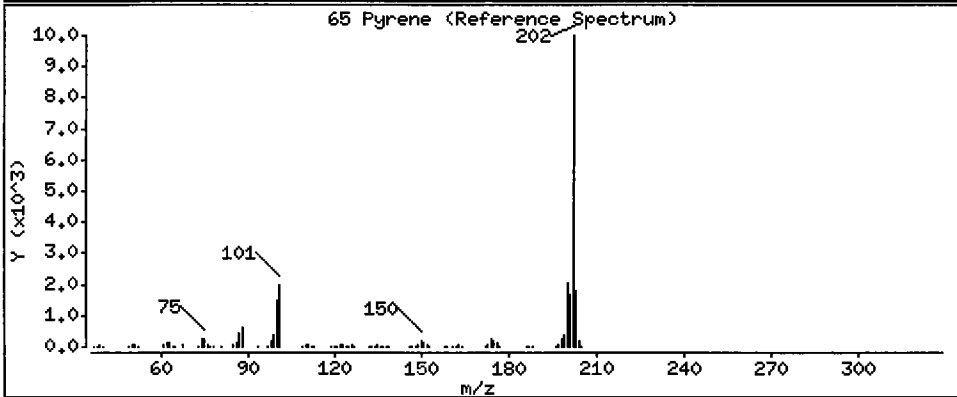
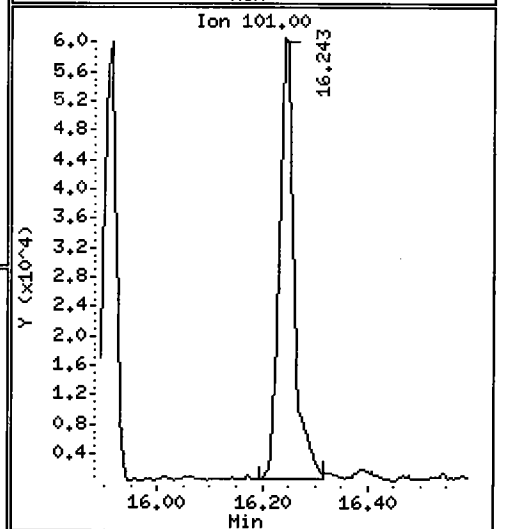
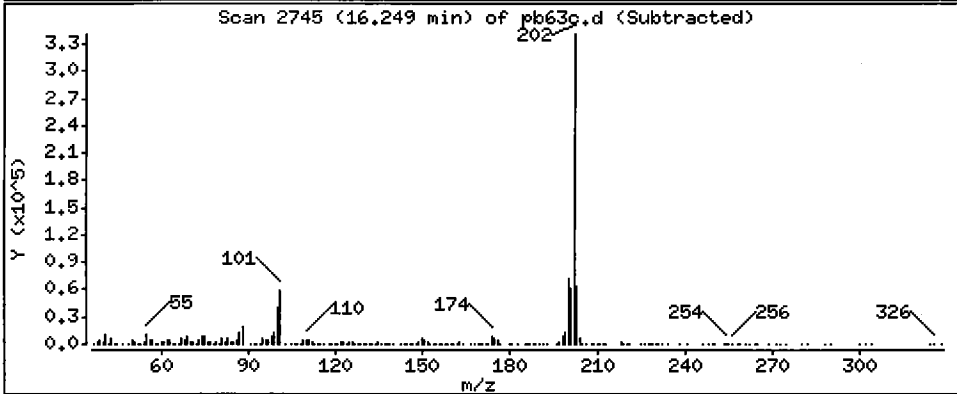
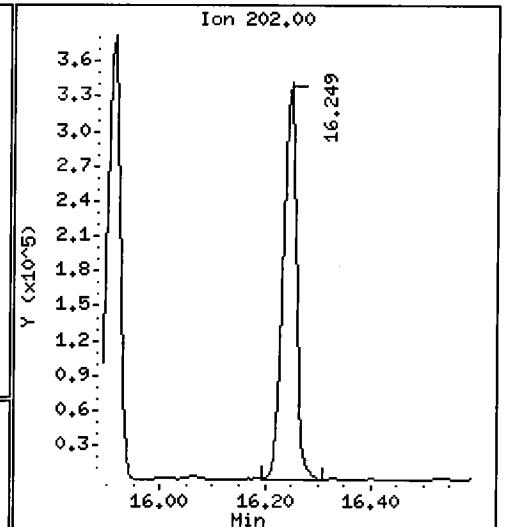
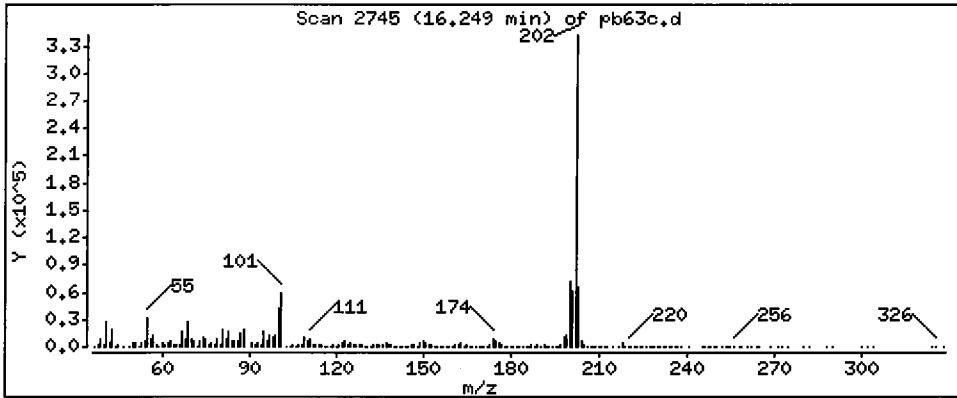
Operator: LJR/VTS

Column phase: ZB-5

Column diameter: 0.32

65 Pyrene

Concentration: 434.9 ug/kg



Date : 16-JUN-2009 14:37

Client ID: 3SED8-C

Instrument: nt6.i

Sample Info: PB63C

Volume Injected (uL): 1.0

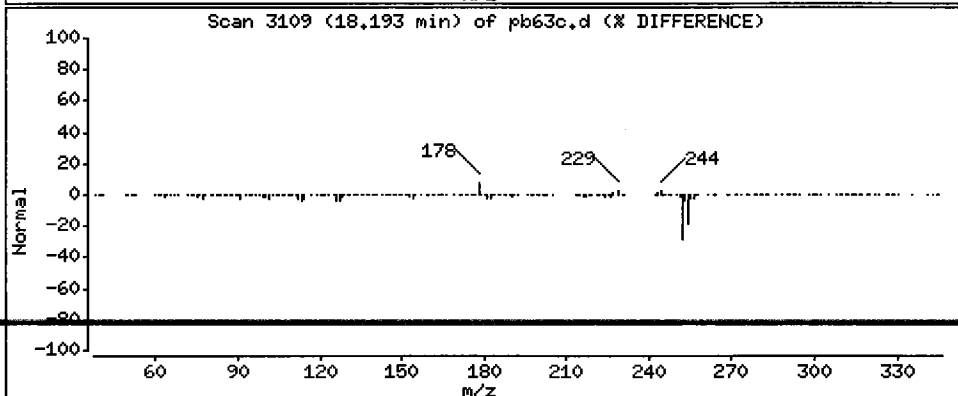
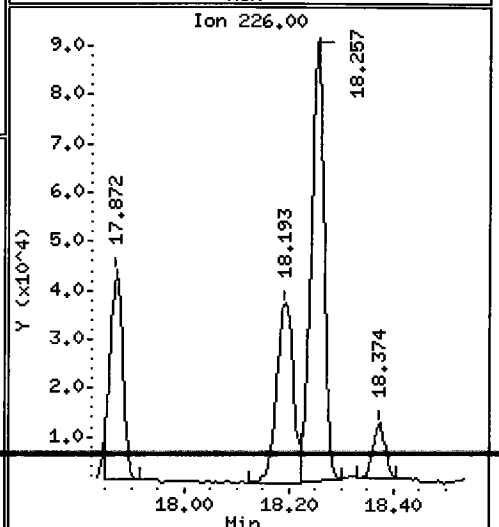
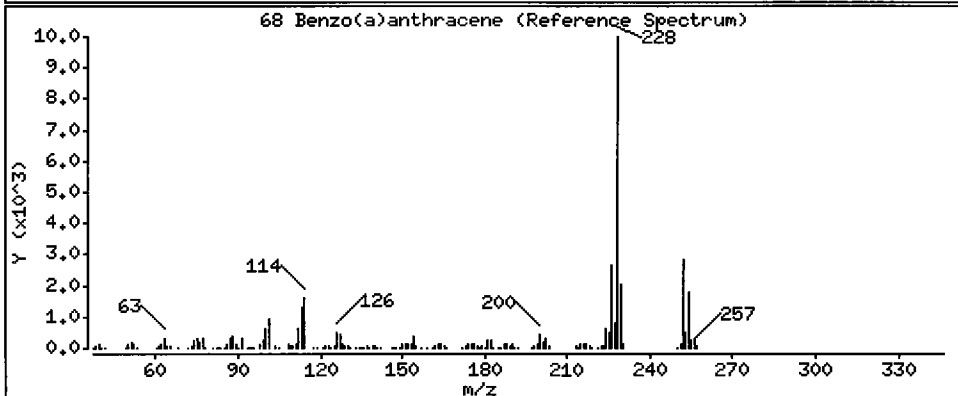
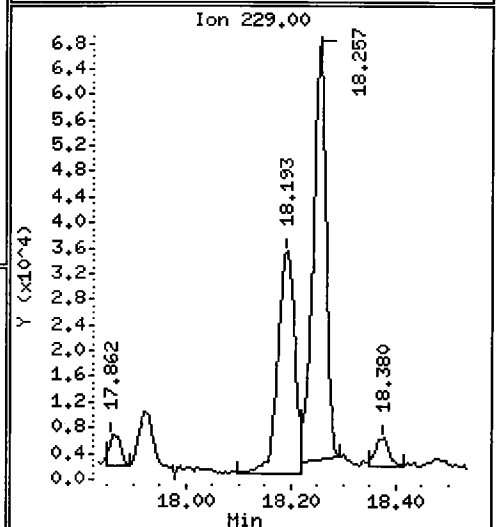
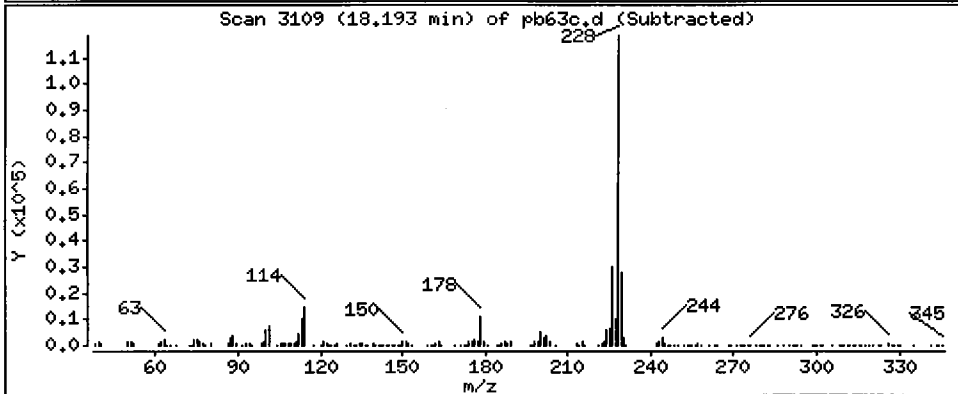
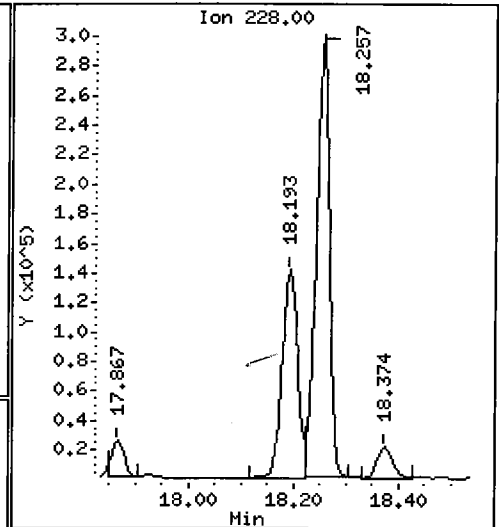
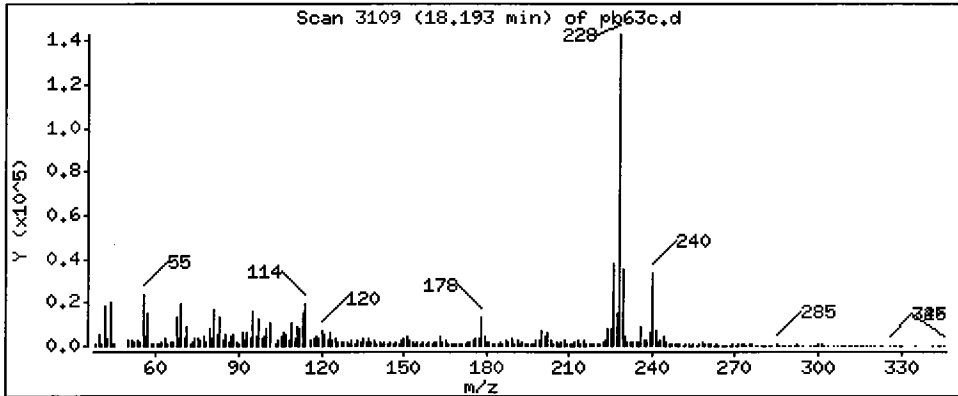
Operator: LJR/VTS

Column phase: ZB-5

Column diameter: 0.32

68 Benzo(a)anthracene

Concentration: 249.8 ug/kg



Date : 16-JUN-2009 14:37

Client ID: 3SED8-C

Instrument: nt6.i

Sample Info: PB63C

Volume Injected (uL): 1.0

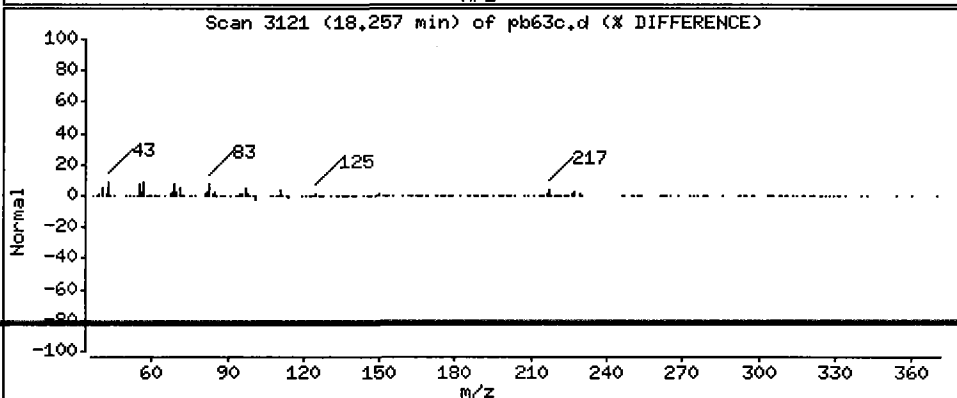
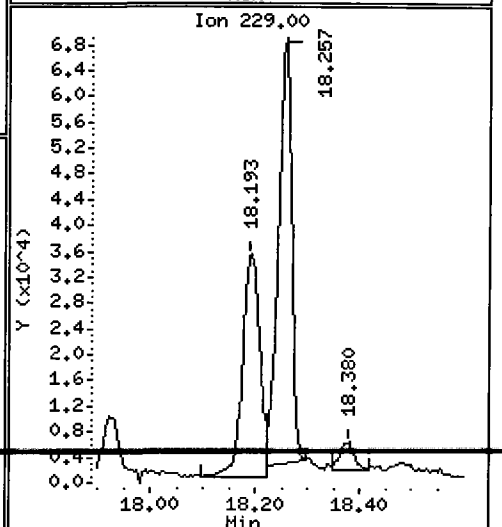
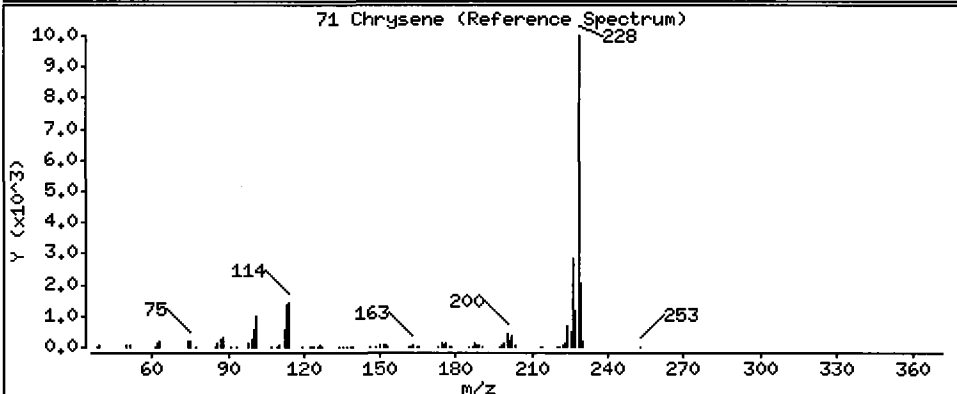
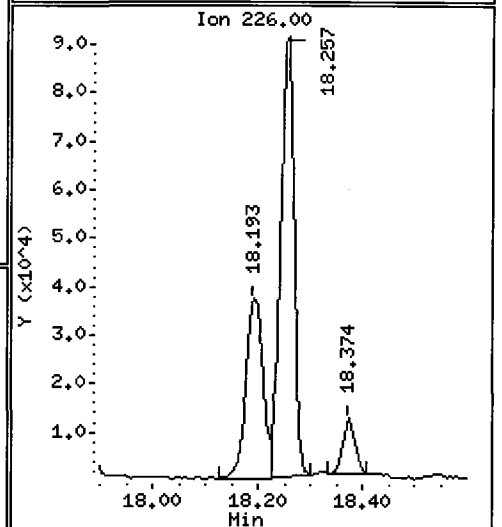
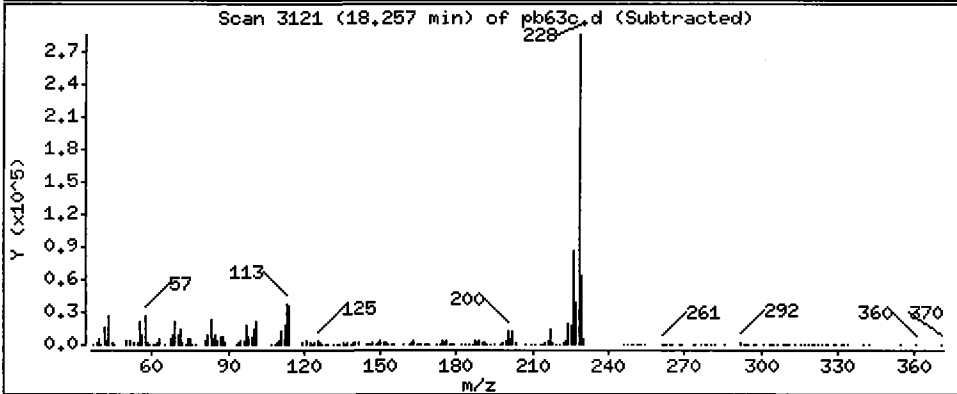
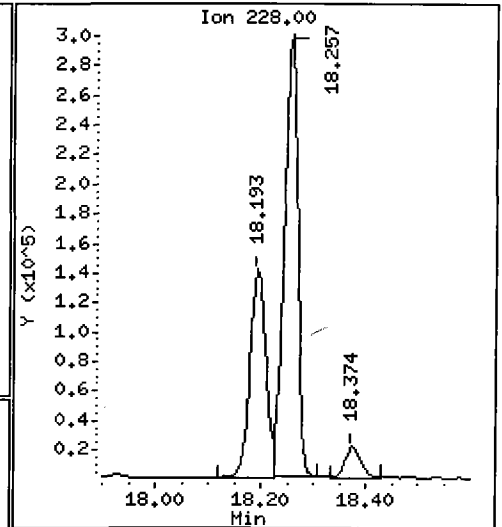
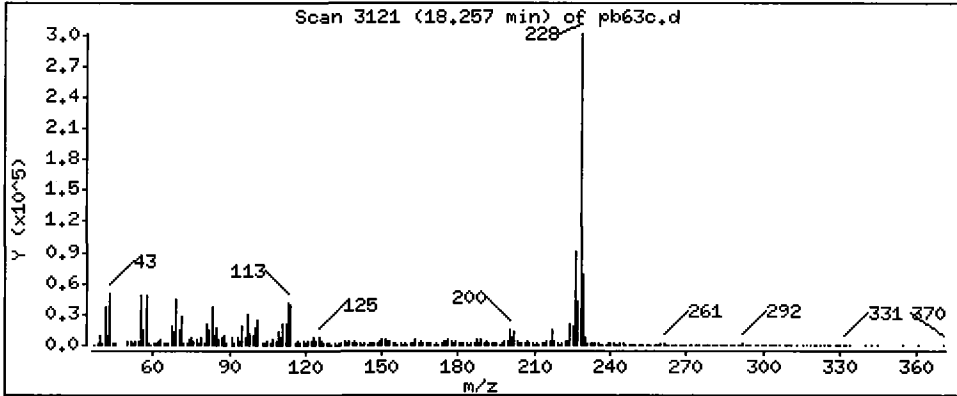
Operator: LJR/VTS

Column phase: ZB-5

Column diameter: 0,32

71 Chrysene

Concentration: 464,1 ug/kg



Date : 16-JUN-2009 14:37

Client ID: 3SED8-C

Instrument: nt6.i

Sample Info: PB63C

Volume Injected (uL): 1.0

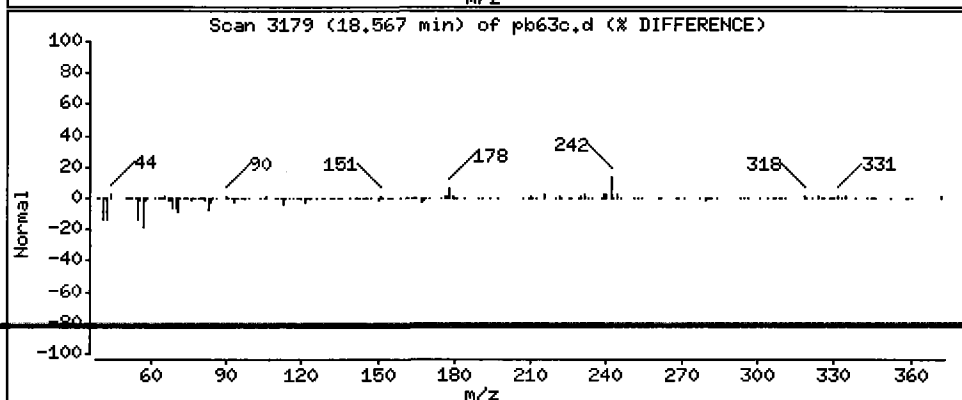
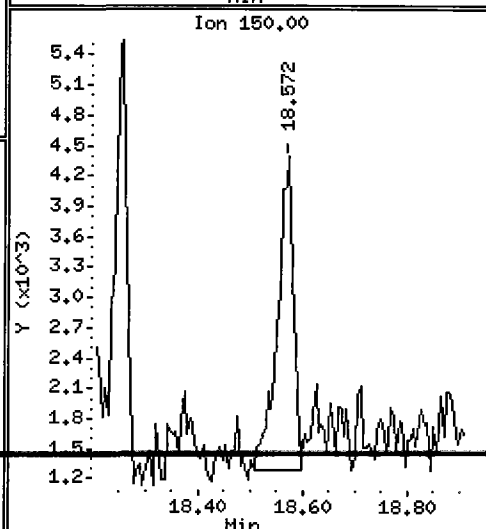
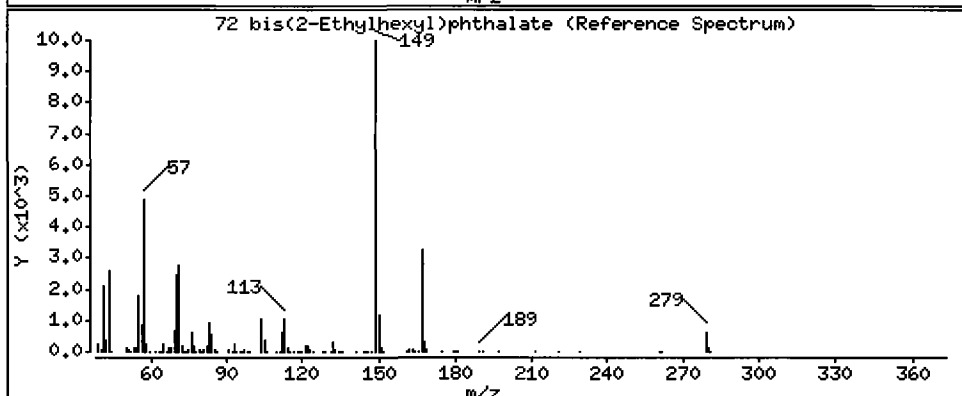
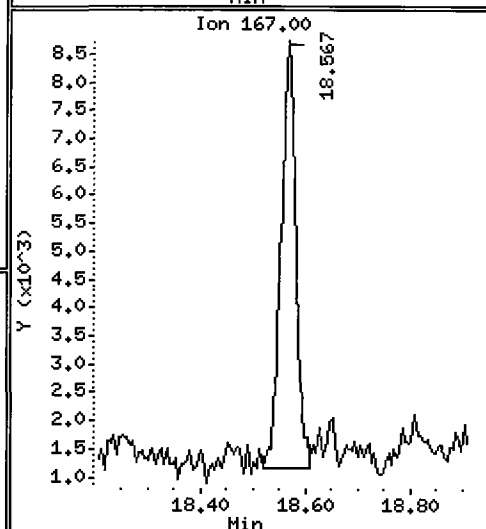
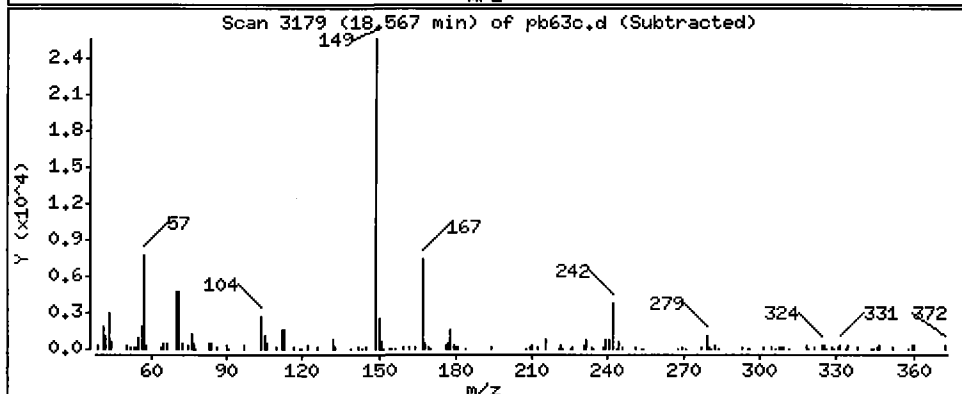
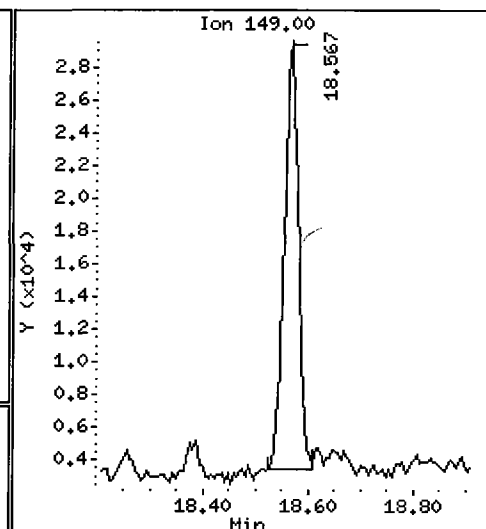
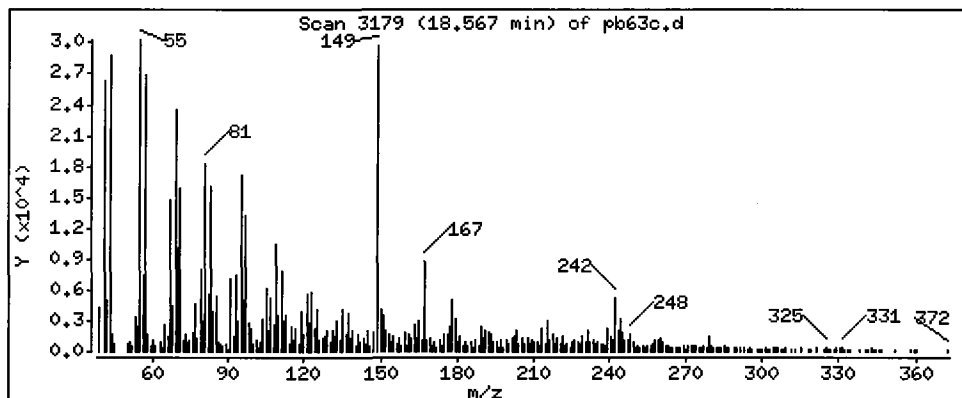
Operator: LJR/VTS

Column phase: ZB-5

Column diameter: 0.32

72 bis(2-Ethylhexyl)phthalate

Concentration: 67.00 ug/kg



Date : 16-JUN-2009 14:37

Client ID: 3SED8-C

Instrument: nt6.i

Sample Info: PB63C

Volume Injected (uL): 1.0

Operator: LJR/VTS

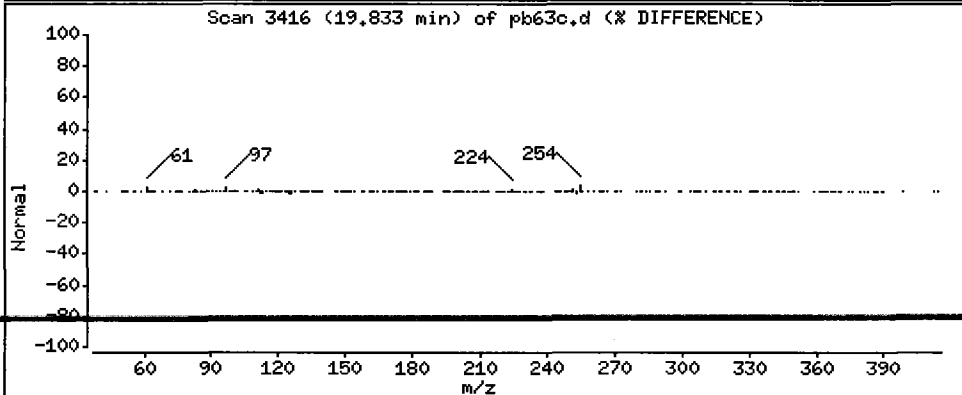
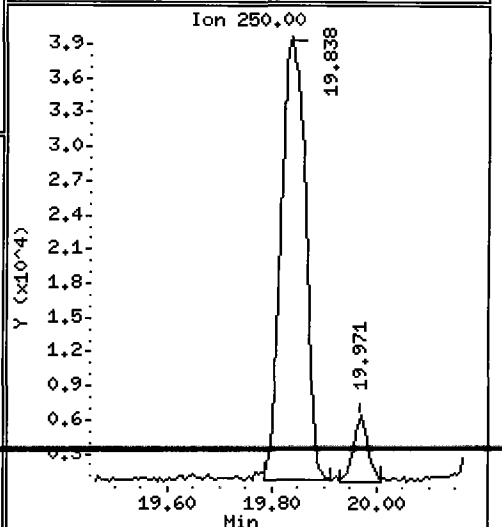
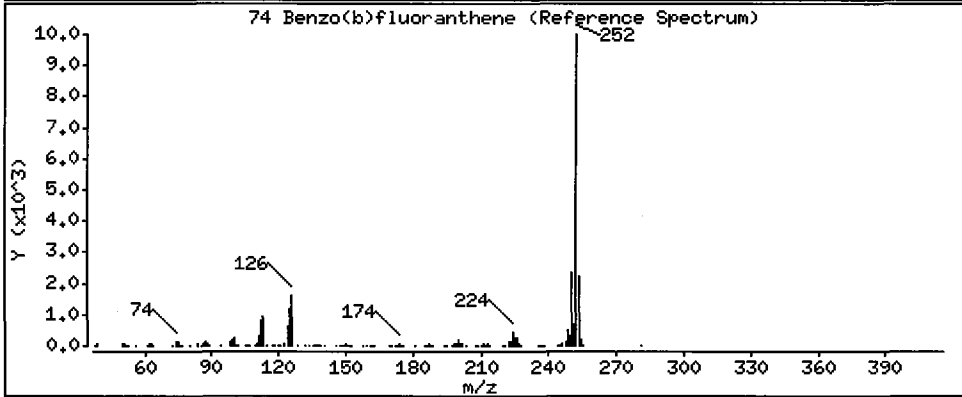
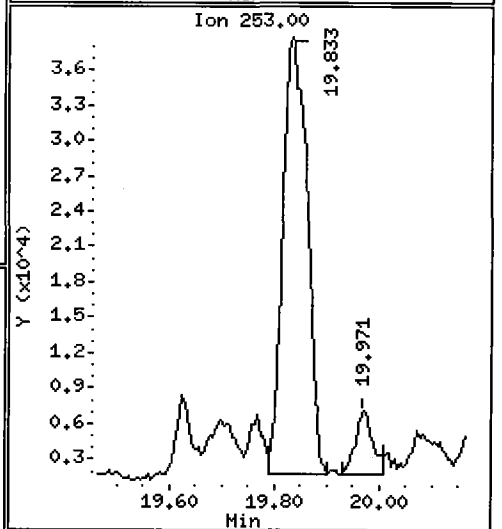
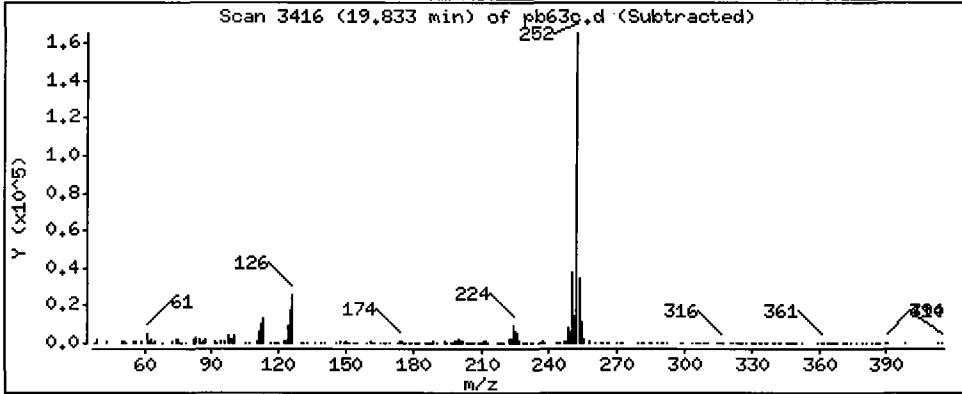
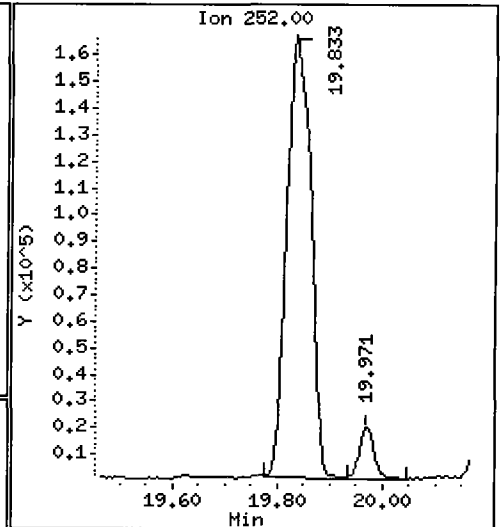
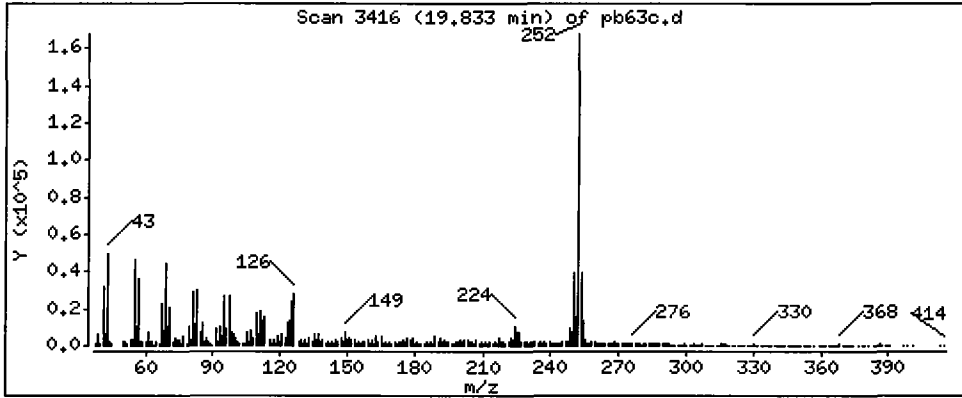
Column phase: ZB-5

Column diameter: 0,32

74 Benzo(b)fluoranthene

Concentration: 439.8 ug/kg

112



Date: 16-JUN-2009 14:37

Client ID: 3SED8-C

Instrument: nt6.i

Sample Info: PB63C

Volume Injected (uL): 1.0

Operator: LJR/VTS

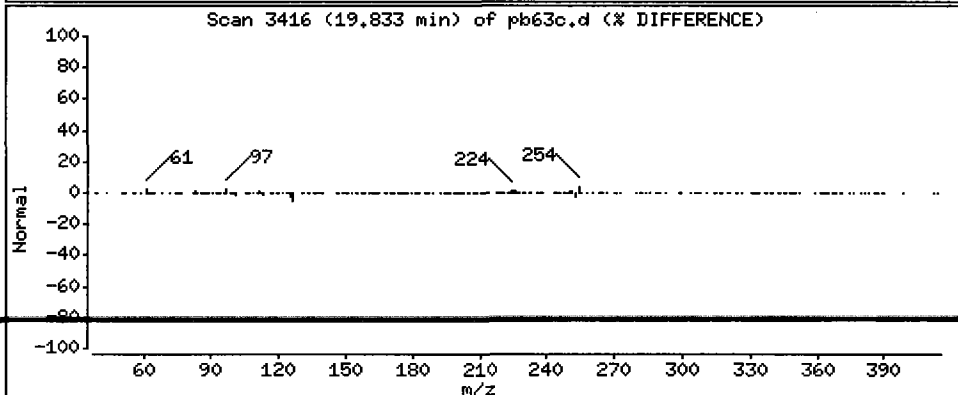
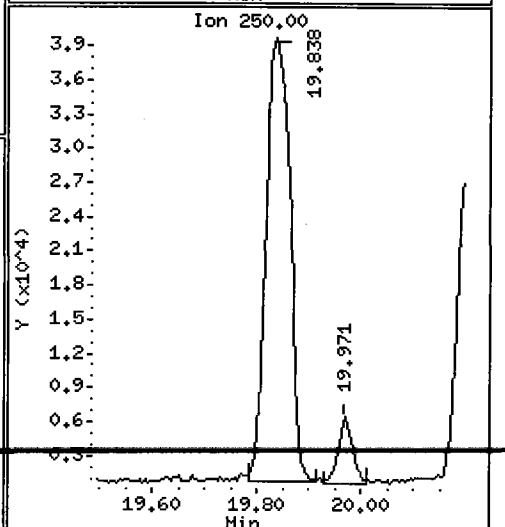
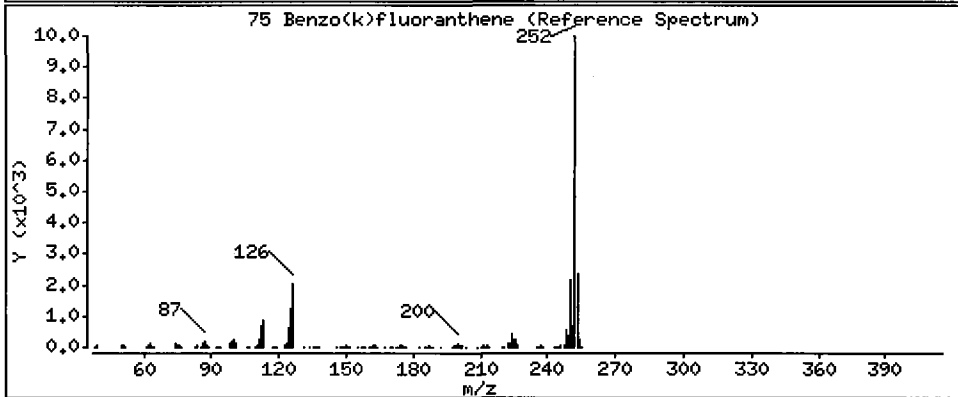
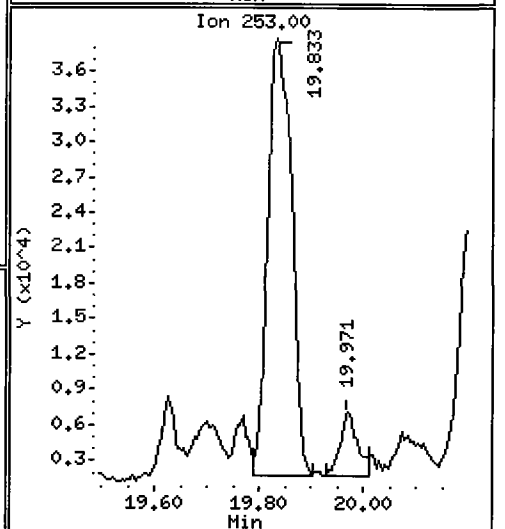
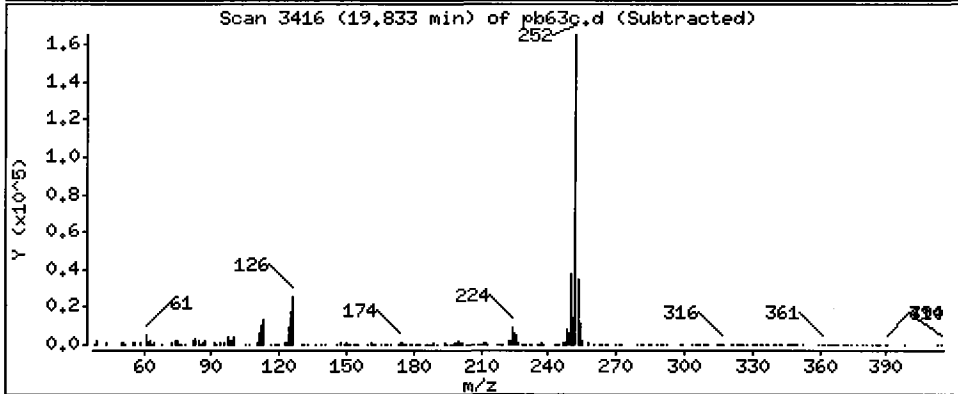
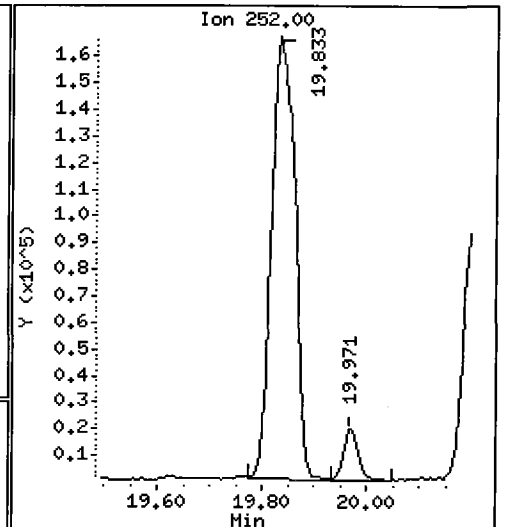
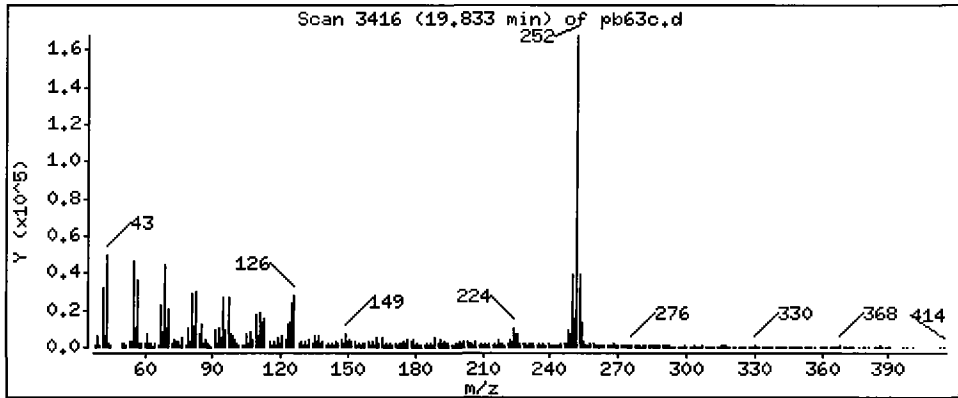
Column phase: ZB-5

Column diameter: 0.32

75 Benzo(k)fluoranthene

Concentration: 428.2 ug/kg

1/2



Date: 16-JUN-2009 14:37

Client ID: 3SED8-C

Instrument: nt6.i

Sample Info: PB63C

Volume Injected (uL): 1.0

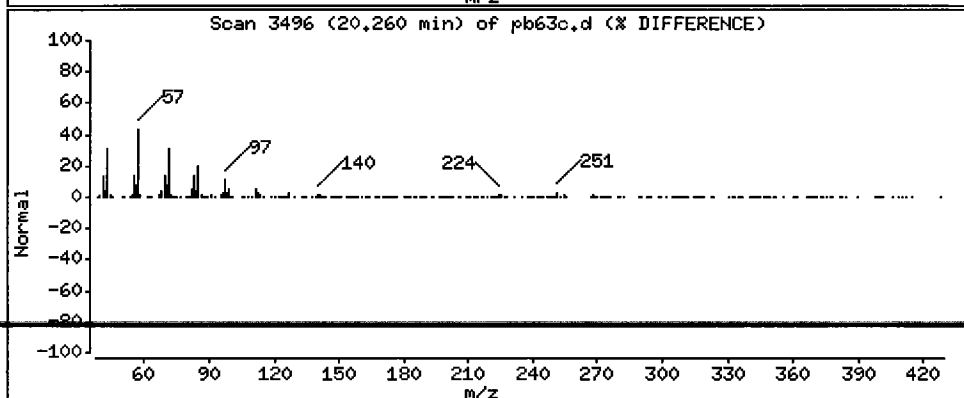
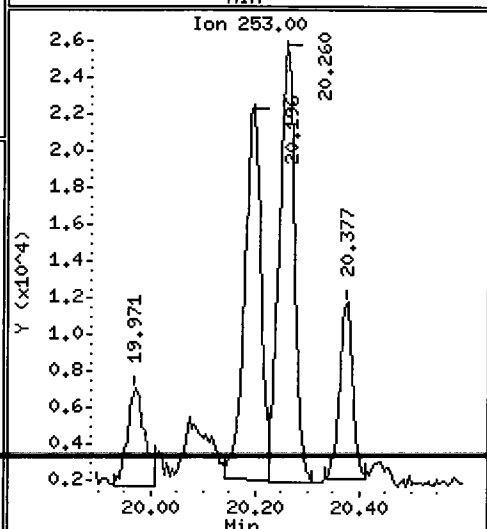
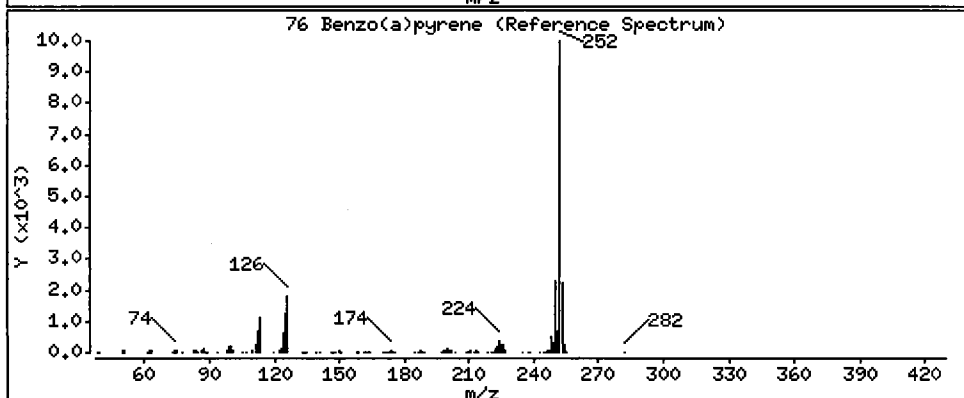
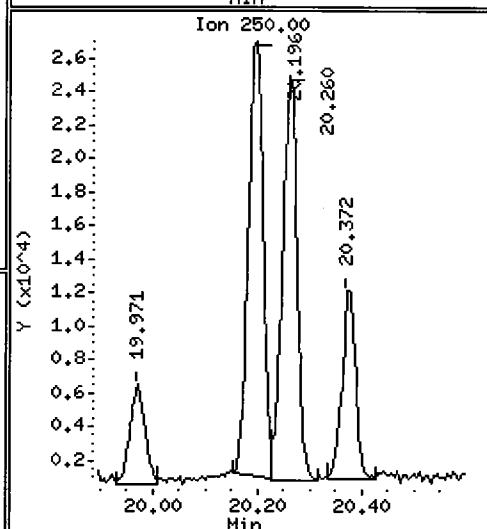
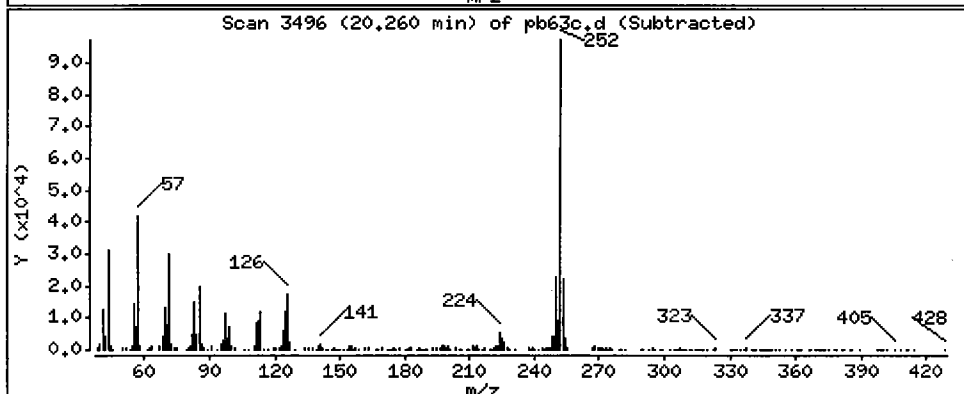
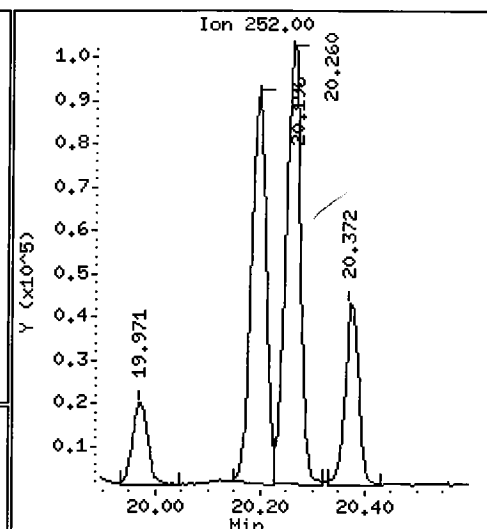
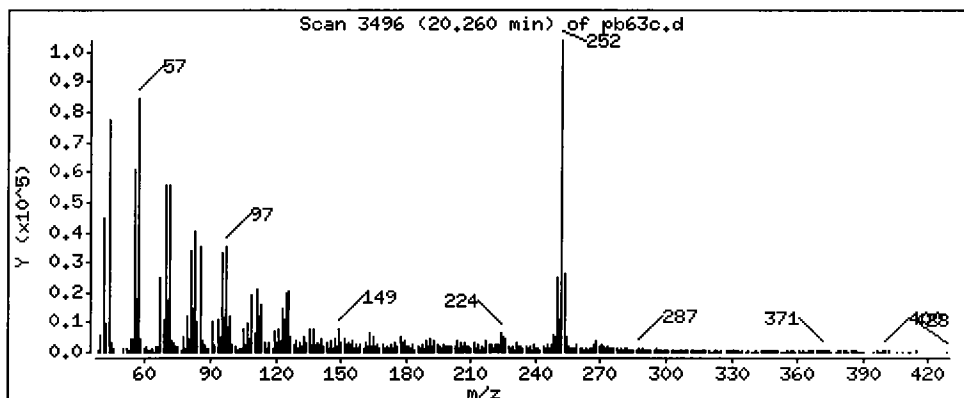
Operator: LJR/VTS

Column phase: ZB-5

Column diameter: 0.32

76 Benzo(a)pyrene

Concentration: 185.0 ug/kg



Date : 16-JUN-2009 14:37

Client ID: 3SED8-C

Instrument: nt6.i

Sample Info: PB63C

Volume Injected (uL): 1.0

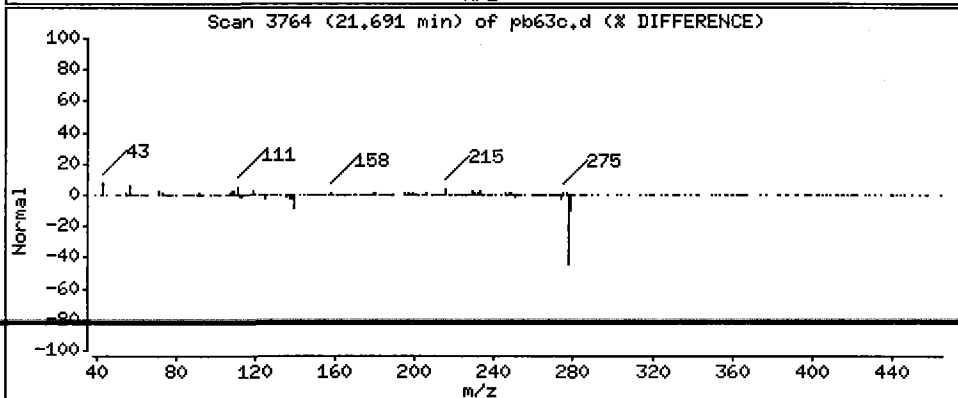
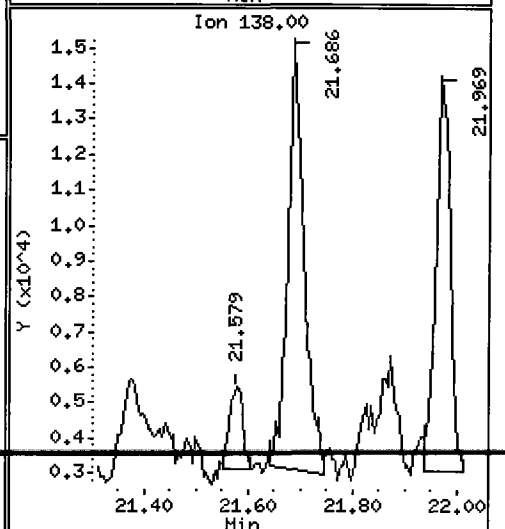
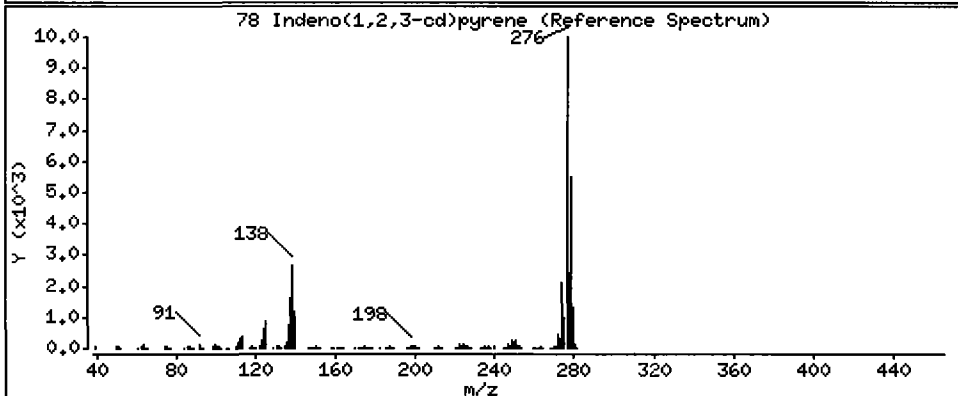
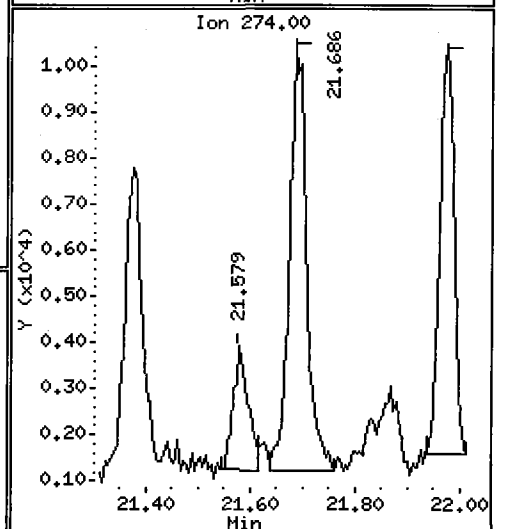
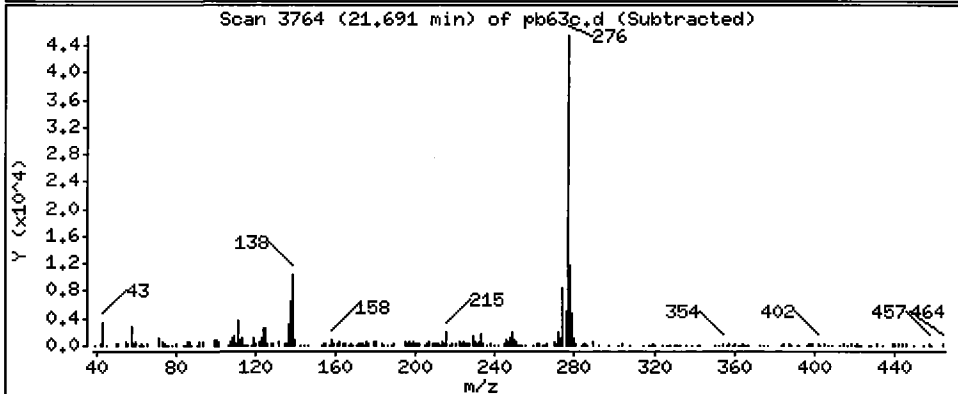
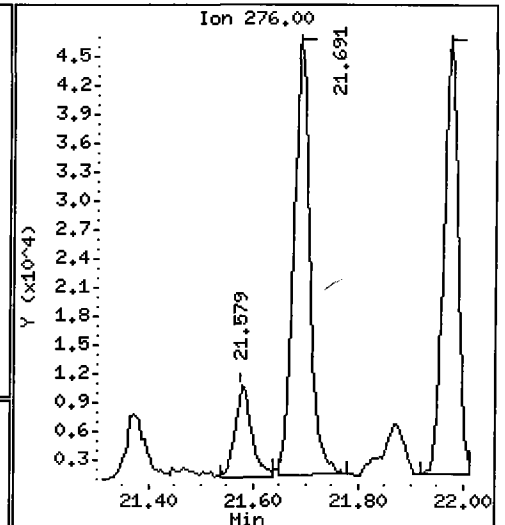
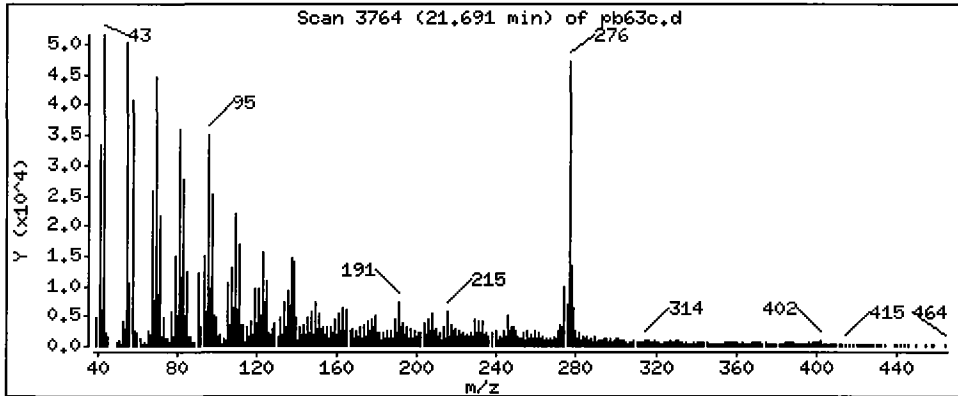
Operator: LJR/VTS

Column phase: ZB-5

Column diameter: 0.32

78 Indeno(1,2,3-cd)pyrene

Concentration: 68.62 ug/kg



Date : 16-JUN-2009 14:37

Client ID: 3SED8-C

Instrument: nt6.i

Sample Info: PB63C

Volume Injected (uL): 1.0

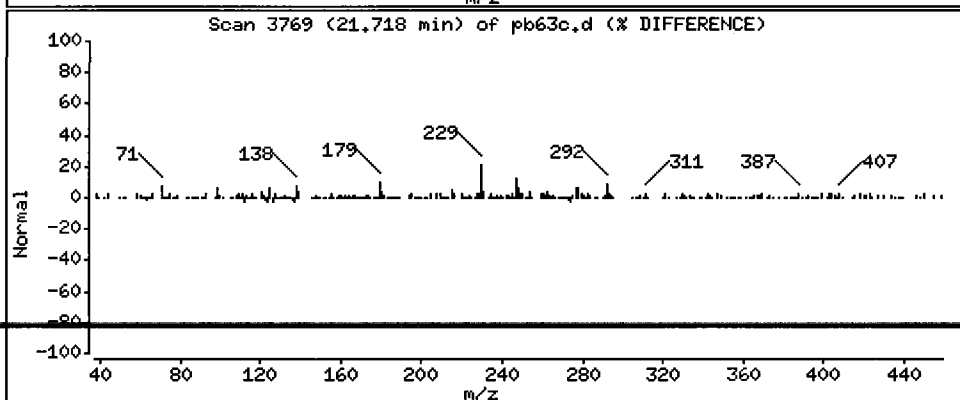
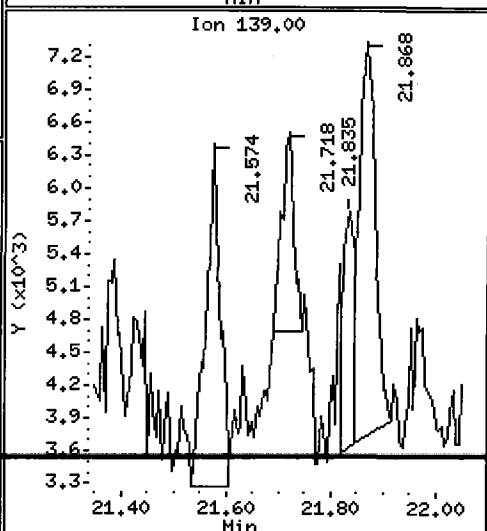
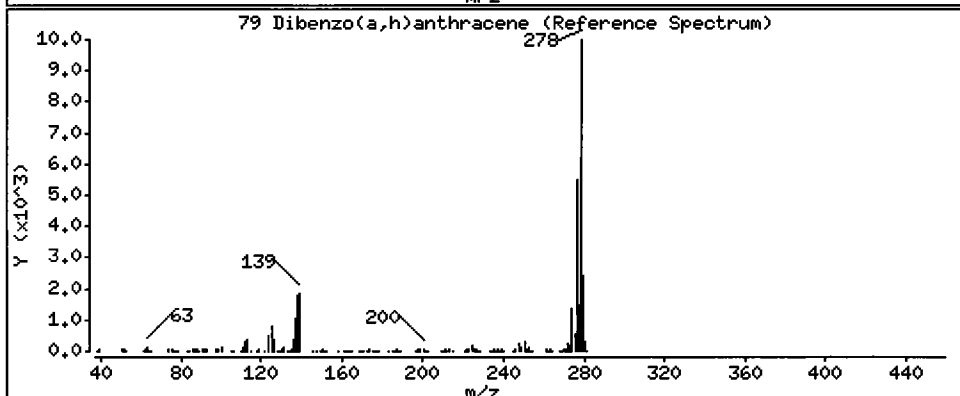
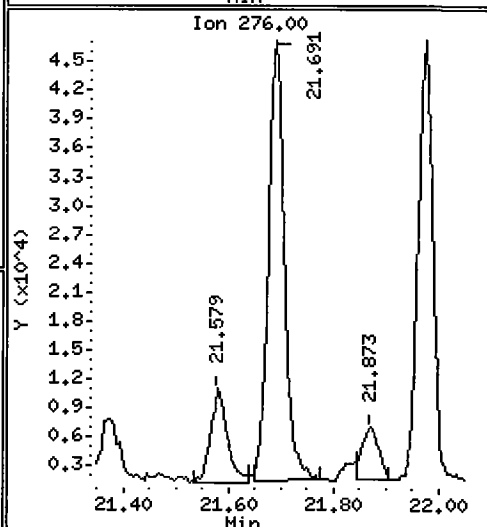
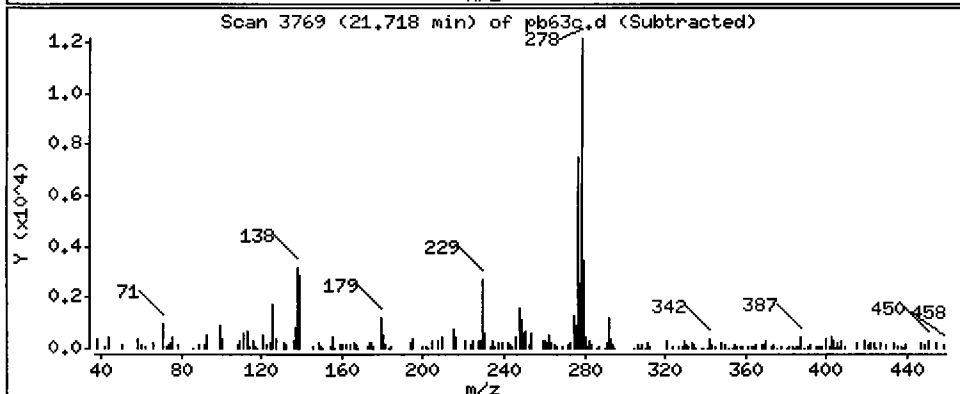
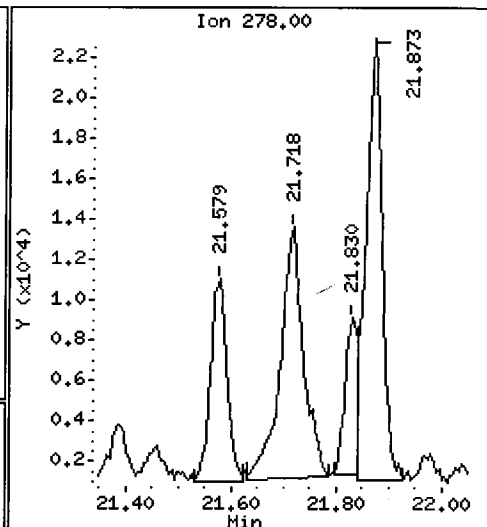
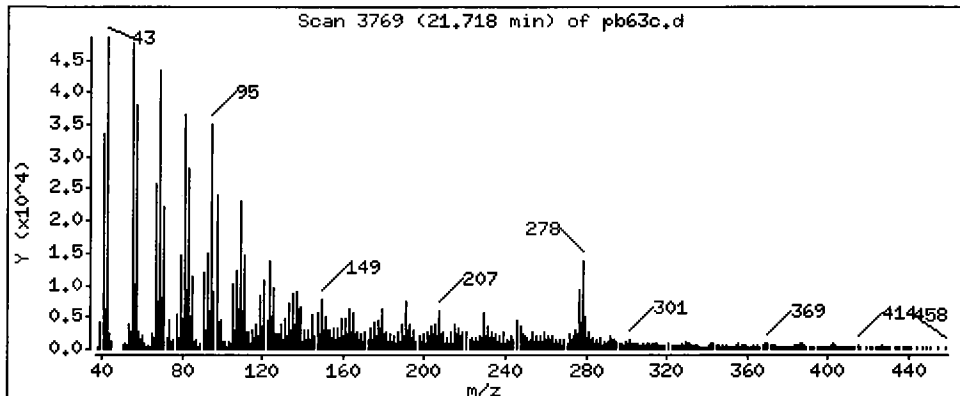
Operator: LJR/VTS

Column phase: ZB-5

Column diameter: 0.32

79 Dibenzo(a,h)anthracene

Concentration: 34.85 ug/kg



Date: 16-JUN-2009 14:37

Client ID: 3SED8-C

Instrument: nt6.i

Sample Info: PB63C

Volume Injected (uL): 1.0

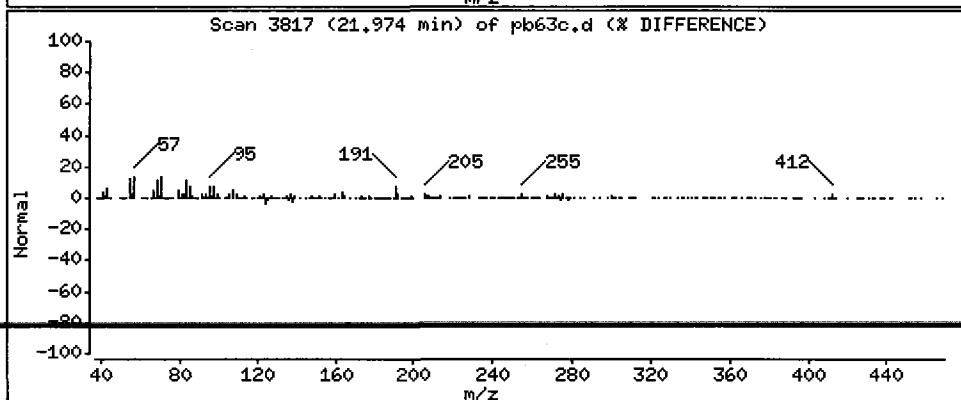
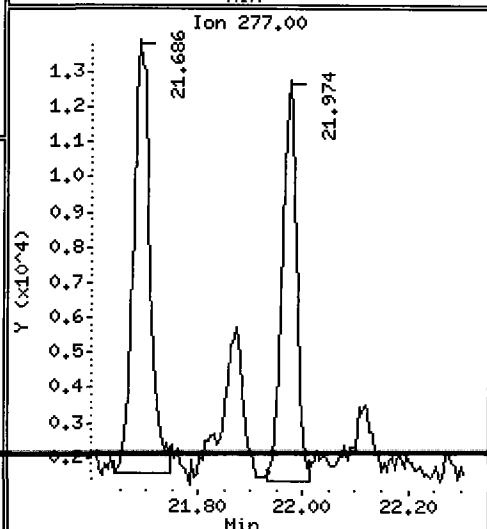
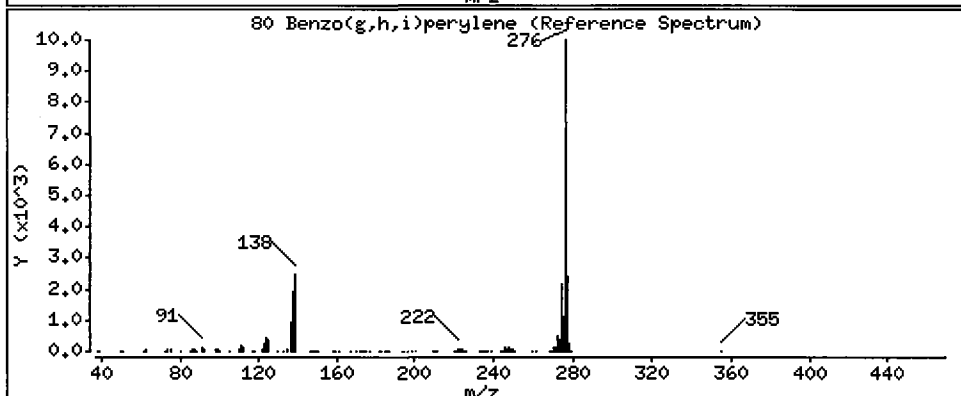
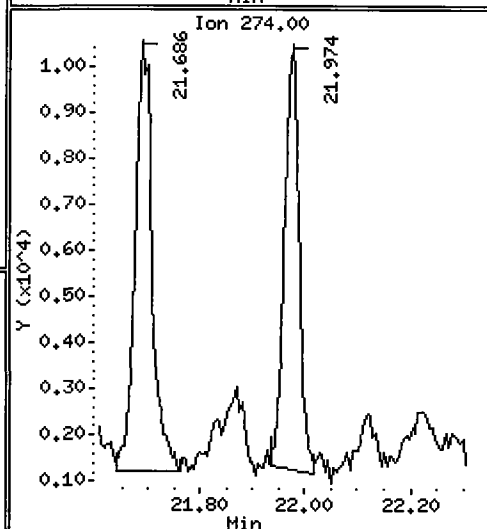
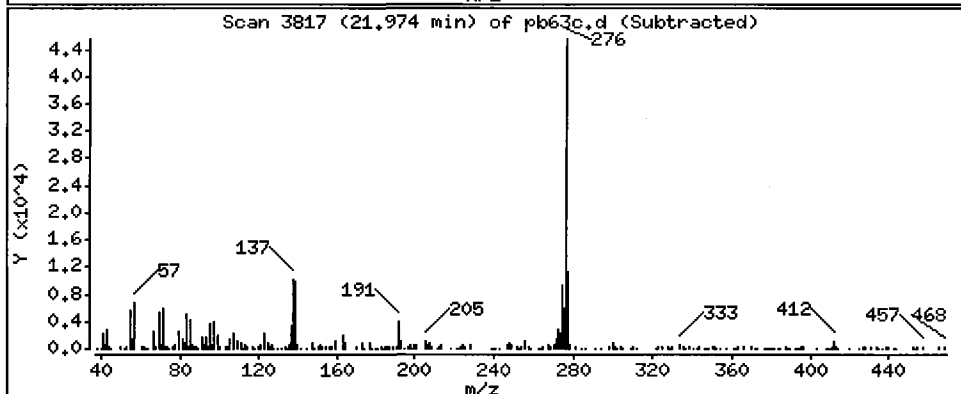
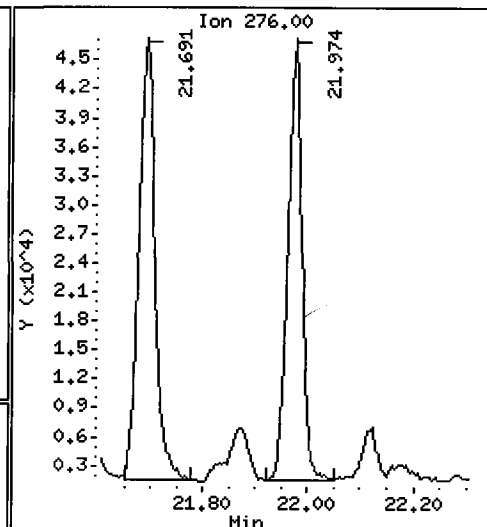
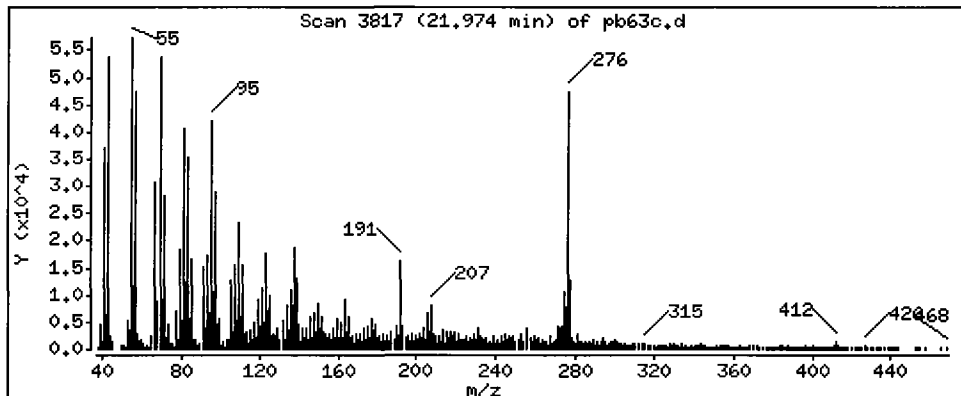
Operator: LJR/VTS

Column phase: ZB-5

Column diameter: 0.32

80 Benzo(g,h,i)perylene

Concentration: 69.05 ug/kg



ORGANICS ANALYSIS DATA SHEET
PSDDA Semivolatiles by SW8270D GC/MS
 Page 1 of 2

Sample ID: 3SED5-A
SAMPLE

Lab Sample ID: PB63D
 LIMS ID: 09-12945
 Matrix: Sediment
 Data Release Authorized: *[Signature]*
 Reported: 06/18/09

QC Report No: PB63-ENVIRONMENTAL SCIENCE CORP.
 Project: JELD-WEN NORD DOOR
 008.0228.00017
 Date Sampled: 06/05/09
 Date Received: 06/05/09

Date Extracted: 06/10/09
 Date Analyzed: 06/16/09 15:10
 Instrument/Analyst: NT6/LJR
 GPC Cleanup: Yes

Sample Amount: 18.3 g-dry-wt
 Final Extract Volume: 0.5 mL
 Dilution Factor: 3.00
 Percent Moisture: 17.0%

CAS Number	Analyte	RL	Result
108-95-2	Phenol	82	< 82 U
541-73-1	1,3-Dichlorobenzene	82	< 82 U
106-46-7	1,4-Dichlorobenzene	82	< 82 U
100-51-6	Benzyl Alcohol	82	< 82 U
95-50-1	1,2-Dichlorobenzene	82	< 82 U
95-48-7	2-Methylphenol	82	< 82 U
106-44-5	4-Methylphenol	82	< 82 U
67-72-1	Hexachloroethane	82	< 82 U
105-67-9	2,4-Dimethylphenol	82	< 82 U
65-85-0	Benzoic Acid	820	< 820 U
120-82-1	1,2,4-Trichlorobenzene	82	< 82 U
91-20-3	Naphthalene	82	< 82 U
87-68-3	Hexachlorobutadiene	82	< 82 U
91-57-6	2-Methylnaphthalene	82	< 82 U
131-11-3	Dimethylphthalate	82	< 82 U
208-96-8	Acenaphthylene	82	< 82 U
83-32-9	Acenaphthene	82	< 82 U
132-64-9	Dibenzofuran	82	< 82 U
84-66-2	Diethylphthalate	82	< 82 U
86-73-7	Fluorene	82	< 82 U
86-30-6	N-Nitrosodiphenylamine	82	< 82 U
118-74-1	Hexachlorobenzene	82	< 82 U
87-86-5	Pentachlorophenol	410	< 410 U
85-01-8	Phenanthrene	82	< 82 U
120-12-7	Anthracene	82	< 82 U
84-74-2	Di-n-Butylphthalate	82	< 82 U
206-44-0	Fluoranthene	82	< 82 U
129-00-0	Pyrene	82	42 J
85-68-7	Butylbenzylphthalate	82	80 J
56-55-3	Benzo(a)anthracene	82	< 82 U
117-81-7	bis(2-Ethylhexyl)phthalate	82	580
218-01-9	Chrysene	82	82
117-84-0	Di-n-Octyl phthalate	82	< 82 U
205-99-2	Benzo(b)fluoranthene	82	< 82 U
207-08-9	Benzo(k)fluoranthene	82	< 82 U
50-32-8	Benzo(a)pyrene	82	< 82 U
193-39-5	Indeno(1,2,3-cd)pyrene	82	< 82 U

ORGANICS ANALYSIS DATA SHEET
PSDDA Semivolatiles by SW8270D GC/MS
 Page 2 of 2

Sample ID: 3SED5-A
SAMPLE

Lab Sample ID: PB63D
 LIMS ID: 09-12945
 Matrix: Sediment
 Date Analyzed: 06/16/09 15:10

QC Report No: PB63-ENVIROMENTAL SCIENCE CORP.
 Project: JELD-WEN NORD DOOR
 008.0228.00017

CAS Number	Analyte	RL	Result
53-70-3	Dibenz (a,h) anthracene	82	< 82 U
191-24-2	Benzo (g,h,i) perylene	82	< 82 U
90-12-0	1-Methylnaphthalene	82	< 82 U

Reported in µg/kg (ppb)

Semivolatile Surrogate Recovery

d5-Nitrobenzene	64.7%	2-Fluorobiphenyl	75.5%
d14-p-Terphenyl	60.2%	d4-1,2-Dichlorobenzene	55.8%
d5-Phenol	68.5%	2-Fluorophenol	63.5%
2,4,6-Tribromophenol	71.2%	d4-2-Chlorophenol	66.8%

Analytical Resources, Inc.

Semivolatiles Report SW846 Method 8270D

Data file : /chem1/nt6.i/20090616.b/pb63d.d
 Lab Smp Id: PB63D Client Smp ID: 3SED5-A
 Inj Date : 16-JUN-2009 15:10 Inst ID: nt6.i
 Operator : LJR/VTS
 Smp Info : PB63D,3
 Misc Info : 09-12945
 Comment : 1ul Injection
 Method : /chem1/nt6.i/20090616.b/SW846.m
 Meth Date : 17-Jun-2009 11:06 jeff Quant Type: ISTD
 Cal Date : 11-JUN-2009 14:21 Cal File: 0050611a.d
 Als bottle: 7
 Dil Factor: 3.00000
 Integrator: HP RTE Compound Sublist: PSDDA.sub
 Target Version: 3.50

LJR
6/17/09

Concentration Formula: Amt * DF * Vt / (Ws * (100 - M) / 100) * CpndVariable

Name	Value	Description
DF	3.00000	Dilution Factor
Vt	500.00000	Volume of final extract (uL)
Ws	22.10000	Weight of sample extracted (g)
M	17.00000	% Moisture

Cpnd Variable

Local Compound Variable

Compounds	QUANT SIG	RT	EXP RT	REL RT	RESPONSE	CONCENTRATIONS	
						ON-COLUMN (ug/mL)	FINAL (ug/kg)
\$ 1 2-Fluorophenol	112	4.671	4.638	(0.693)	70325	7.93671	649.0
\$ 2 Phenol-d5	99	6.454	6.428	(0.958)	101875	8.56177	700.1
3 Phenol	94	Compound Not Detected.					
\$ 5 2-Chlorophenol-d4	132	6.449	6.438	(0.957)	60539	8.34939	682.8
4 Bis(2-Chloroethyl) ether	93	Compound Not Detected.					
6 2-Chlorophenol	128	Compound Not Detected.					
7 1,3-Dichlorobenzene	146	Compound Not Detected.					
* 8 1,4-Dichlorobenzene-d4	152	6.738	6.732	(1.000)	107476	20.0060	
9 1,4-Dichlorobenzene	146	Compound Not Detected.					
\$ 10 1,2-Dichlorobenzene-d4	152	7.037	7.036	(1.044)	24906	4.65378	380.6
12 1,2-Dichlorobenzene	146	Compound Not Detected.					
11 Benzyl alcohol	108	Compound Not Detected.					
14 2,2'-oxybis(1-Chloropropane)	45	Compound Not Detected.					
13 2-Methylphenol	108	Compound Not Detected.					
17 Hexachloroethane	117	Compound Not Detected.					

Compounds	QUANT SIG MASS	RT	EXP RT	REL RT	RESPONSE	CONCENTRATIONS	
						ON-COLUMN (ug/mL)	FINAL (ug/kg)
16 N-Nitroso-di-n-propylamine	70						
15 4-Methylphenol	108						
\$ 18 Nitrobenzene-d5	82	7.699	7.704	(0.874)	61819	5.38815	440.6
19 Nitrobenzene	77						
20 Isophorone	82						
21 2-Nitrophenol	139						
22 2,4-Dimethylphenol	107						
23 Bis(2-Chloroethoxy)methane	93						
24 Benzoic acid	105						
25 2,4-Dichlorophenol	162						
26 1,2,4-Trichlorobenzene	180						
* 27 Naphthalene-d8	136	8.805	8.804	(1.000)	373577	20.0000	
28 Naphthalene	128						
29 4-Chloroaniline	127						
30 Hexachlorobutadiene	225						
31 4-Chloro-3-methylphenol	107						
32 2-Methylnaphthalene	141						
33 Hexachlorocyclopentadiene	237						
34 2,4,6-Trichlorophenol	196						
35 2,4,5-Trichlorophenol	196						
\$ 36 2-Fluorobiphenyl	172	10.620	10.626	(0.913)	94825	6.29091	514.4
37 2-Chloronaphthalene	162						
38 2-Nitroaniline	65						
39 Dimethylphthalate	163						
40 Acenaphthylene	152						
41 2,6-Dinitrotoluene	165						
* 42 Acenaphthene-d10	164	11.635	11.635	(1.000)	202932	20.0000	
43 3-Nitroaniline	138						
44 Acenaphthene	153						
45 2,4-Dinitrophenol	184						
46 Dibenzofuran	168						
47 4-Nitrophenol	109						
48 2,4-Dinitrotoluene	165						
50 Diethylphthalate	149						
49 Fluorene	166						
51 4-Chlorophenyl-phenylether	204						
52 4-Nitroaniline	138						
53 4,6-Dinitro-2-methylphenol	198						
54 N-Nitrosodiphenylamine	169						
\$ 55 2,4,6-Tribromophenol	330	12.917	12.917	(1.110)	17227	8.90309	728.1
56 4-Bromophenyl-phenylether	248						
57 Hexachlorobenzene	284						
58 Pentachlorophenol	266	13.825	13.825	(0.990)	3020	1.70332 LCL	139.3 /MPL
* 59 Phenanthrene-d10	188	13.964	13.964	(1.000)	299110	20.0000	
60 Phenanthrene	178						
61 Anthracene	178						
62 Carbazole	167						

Compounds	QUANT SIG MASS	RT	EXP RT	REL RT	RESPONSE	CONCENTRATIONS	
						ON-COLUMN (ug/mL)	FINAL (ug/kg)
63 Di-n-butylphthalate	149						
64 Fluoranthene	202						
65 Pyrene	202	16.239	16.239	(0.891)	16755	0.50599 LAL	41.38
\$ 66 Terphenyl-d14	244	16.619	16.613	(0.912)	107117	5.01750 LAL	410.3
67 Butylbenzylphthalate	149	17.500	17.532	(0.960)	13048	0.97571 LAL	79.79 (M)
68 Benzo(a)anthracene	228						
* 69 Chrysene-d12	240	18.232	18.210	(1.000)	399704	20.0000 LAL	
70 3,3'-Dichlorobenzidine	252						
71 Chrysene	228	18.264	18.247	(1.002)	28231	0.99942 LAL	81.73
72 bis(2-Ethylhexyl)phthalate	149	18.584	18.557	(0.952)	130461	7.12304 LAL	582.5
* 134 Di-n-octylphthalate-d4	153	19.524	19.486	(1.000)	590531	20.0000 LAL	
73 Di-n-octylphthalate	149						
74 Benzo(b)fluoranthene	252						
75 Benzo(k)fluoranthene	252						
76 Benzo(a)pyrene	252						
* 77 Perylene-d12	264	20.384	20.325	(1.000)	379169	20.0000 LAL	
78 Indeno(1,2,3-cd)pyrene	276						
79 Dibenzo(a,h)anthracene	278						
80 Benzo(g,h,i)perylene	276						
90 N-Nitrosodimethylamine	74						
91 Aniline	93						
93 Benzidine	184						
103 Pyridine	79						
105 1-methylnaphthalene	141						
111 Azobenzene (1,2-DP-Hydrazine)	77						

QC Flag Legend

M - Compound response manually integrated.

Analytical Resources, Inc.

INTERNAL STANDARD COMPOUNDS
 AREA AND RT SUMMARY

Instrument ID: nt6.i
 Lab File ID: pb63d.d
 Lab Smp Id: PB63D
 Analysis Type: SV
 Quant Type: ISTD
 Operator: LJR/VTS
 Method File: /chem1/nt6.i/20090616.b/SW846.m
 Misc Info: 09-12945

Calibration Date: 16-JUN-2009
 Calibration Time: 11:54
 Client Smp ID: 3SED5-A
 Level: LOW
 Sample Type: Sediment

Test Mode:
 Use Initial Calibration Level 4.

COMPOUND	STANDARD	AREA LIMIT		SAMPLE	%DIFF
		LOWER	UPPER		
8 1,4-Dichlorobenze	112389	56194	224778	107476	-4.37
27 Naphthalene-d8	384492	192246	768984	373577	-2.84
42 Acenaphthene-d10	217478	108739	434956	202932	-6.69
59 Phenanthrene-d10	336594	168297	673188	299110	-11.14
69 Chrysene-d12	247160	123580	494320	399704	61.72
134 Di-n-octylphthala	347036	173518	694072	590531	70.16
77 Perylene-d12	232938	116469	465876	379169	62.78

COMPOUND	STANDARD	RT LIMIT		SAMPLE	%DIFF
		LOWER	UPPER		
8 1,4-Dichlorobenze	6.73	6.23	7.23	6.74	0.08
27 Naphthalene-d8	8.80	8.30	9.30	8.80	0.00
42 Acenaphthene-d10	11.64	11.14	12.14	11.64	0.00
59 Phenanthrene-d10	13.96	13.46	14.46	13.96	0.00
69 Chrysene-d12	18.21	17.71	18.71	18.23	0.12
134 Di-n-octylphthala	19.49	18.99	19.99	19.52	0.19
77 Perylene-d12	20.32	19.82	20.82	20.38	0.29

AREA UPPER LIMIT = +100% of internal standard area.
 AREA LOWER LIMIT = - 50% of internal standard area.
 RT UPPER LIMIT = + 0.50 minutes of internal standard RT.
 RT LOWER LIMIT = - 0.50 minutes of internal standard RT.

Analytical Resources, Inc.

RECOVERY REPORT

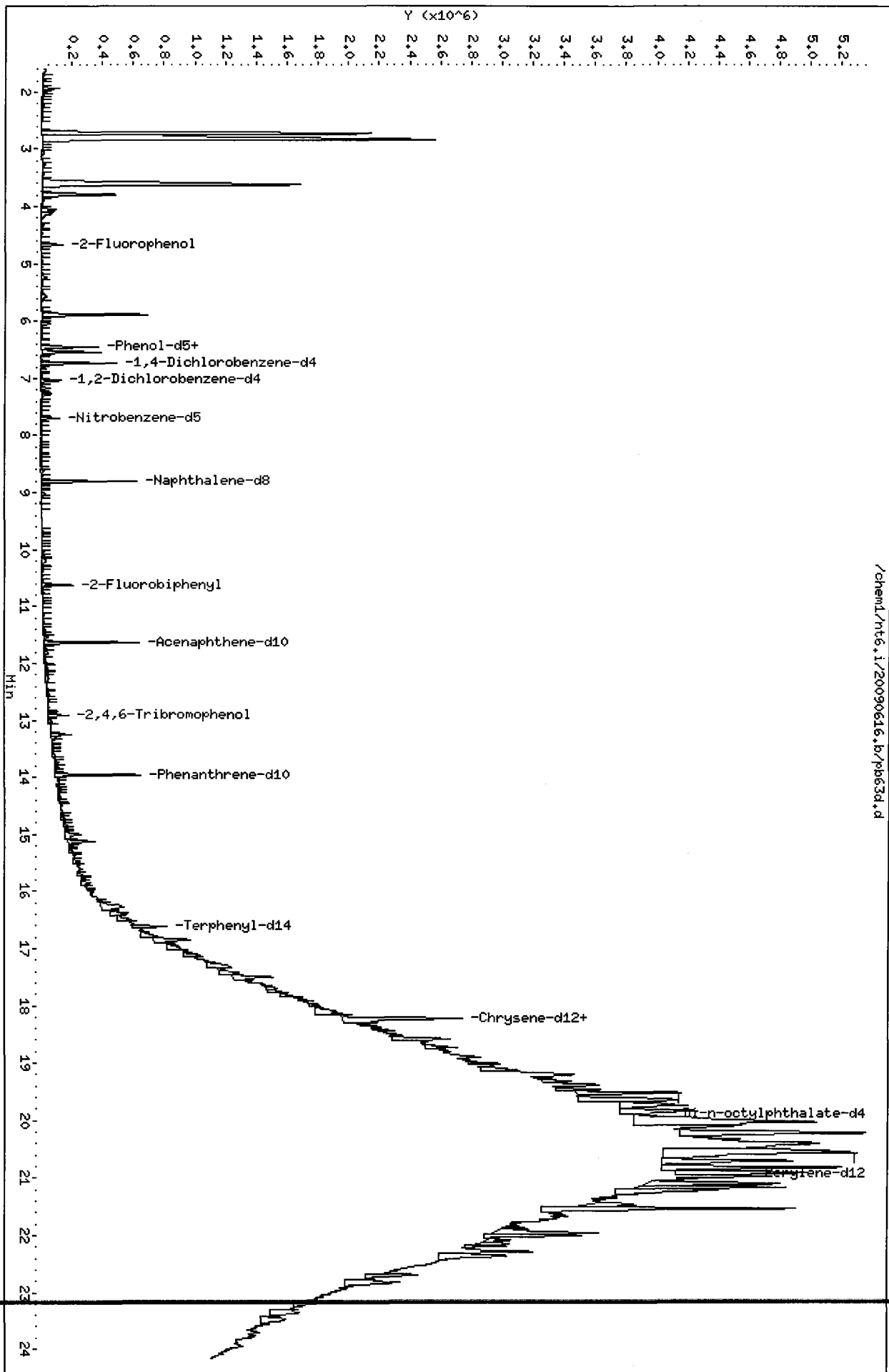
Client Name: ESC Client SDG: PB63
 Sample Matrix: SOLID Fraction: SV
 Lab Smp Id: PB63D Client Smp ID: 3SED5-A
 Level: LOW Operator: LJR/VTS
 Data Type: MS DATA SampleType: SAMPLE
 SpikeList File: PSDDALCS.spk Quant Type: ISTD
 Sublist File: PSDDA.sub
 Method File: /chem1/nt6.i/20090616.b/SW846.m
 Misc Info: 09-12945

SURROGATE COMPOUND	CONC ADDED ug/kg	CONC RECOVERED ug/kg	% RECOVERED	LIMITS
\$ 1 2-Fluorophenol	1022	649.0	63.49	21-100
\$ 2 Phenol-d5	1022	700.1	68.49	10-100
\$ 5 2-Chlorophenol-d4	1022	682.8	66.80	30-100
\$ 10 1,2-Dichlorobenzen	681.5	380.6	55.85	24-100
\$ 18 Nitrobenzene-d5	681.5	440.6	64.66	26-100
\$ 36 2-Fluorobiphenyl	681.5	514.4	75.49	32-100
\$ 55 2,4,6-Tribromophen	1022	728.1	71.22	33-118
\$ 66 Terphenyl-d14	681.5	410.3	60.21	21-97

Data File: /chem1/nt6.i/20090616.b/pb63d.d
Date: 16-JUN-2009 15:10
Client ID: 3SEDS-4
Sample Info: PB63D_3
Volume Injected (uL): 1.0
Column phase: ZB-5

Instrument: nt6.i
Operator: LJR/VTS
Column diameter: 0.32

/chem1/nt6.i/20090616.b/pb63d.d



Date: 16-JUN-2009 15:10

Client ID: 3SED5-A

Instrument: nt6.i

Sample Info: PB63D,3

Volume Injected (uL): 1.0

Operator: LJR/VTS

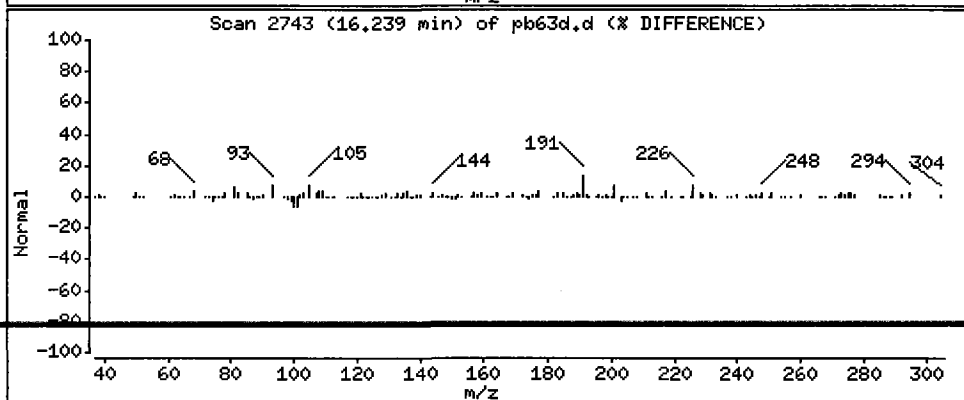
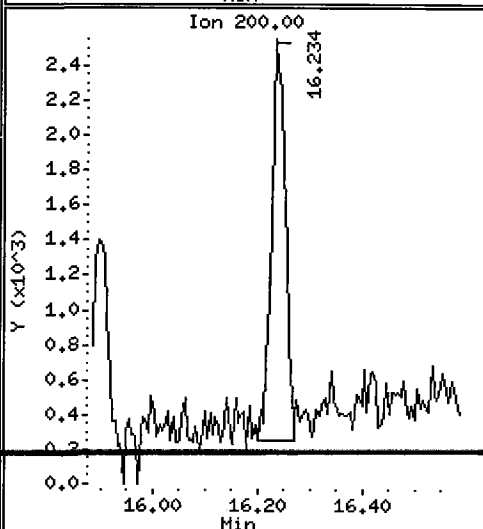
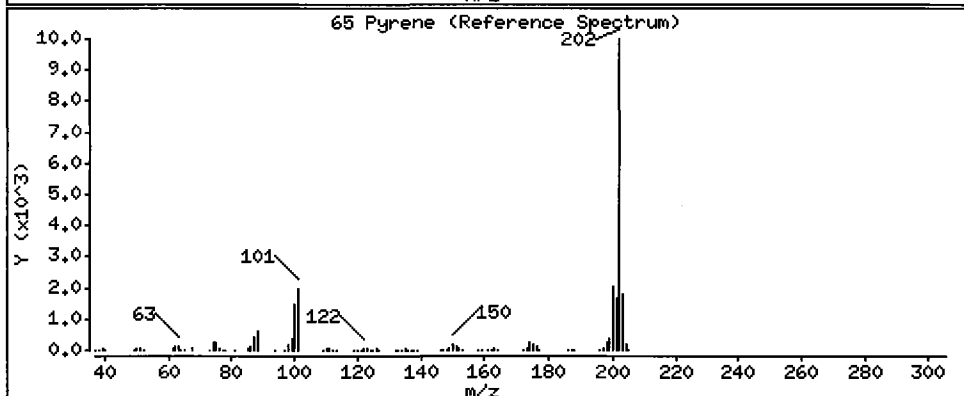
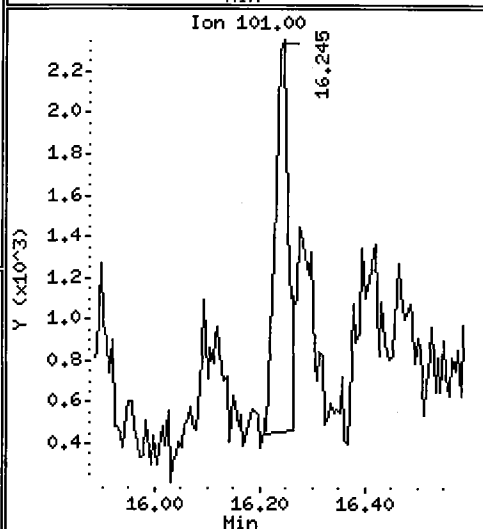
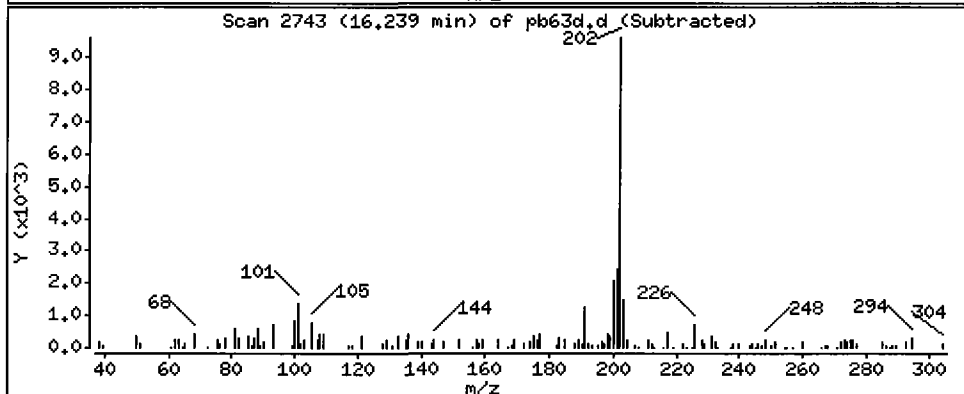
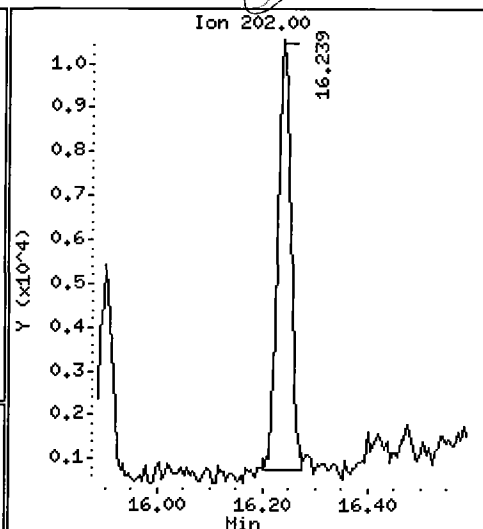
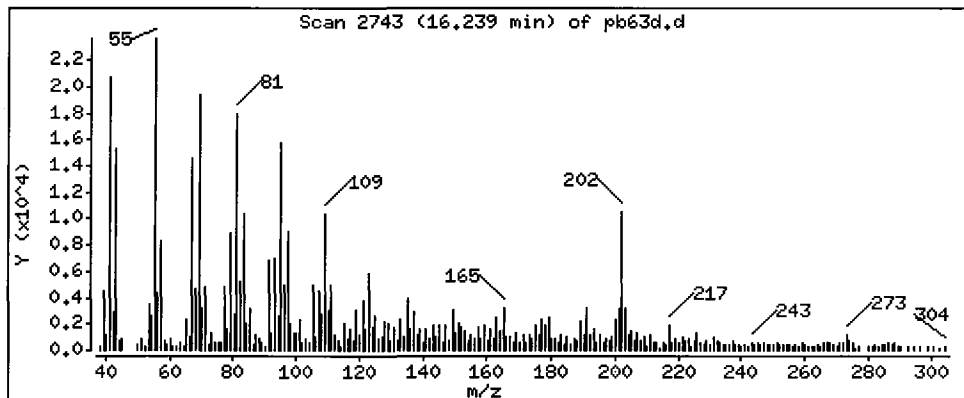
Column phase: ZB-5

Column diameter: 0.32

65 Pyrene

Concentration: 41.38 ug/kg

GLM



Date: 16-JUN-2009 15:10

Client ID: 3SED5-A

Instrument: nt6.i

Sample Info: PB63D,3

Volume Injected (uL): 1.0

Operator: LJR/VTS

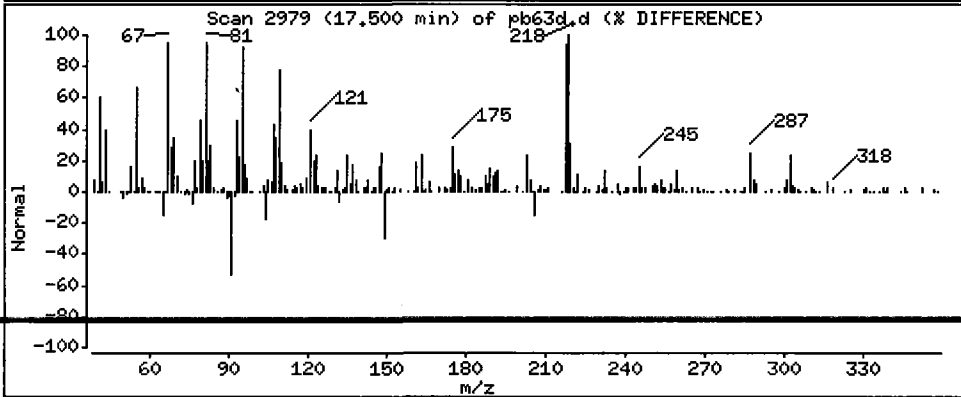
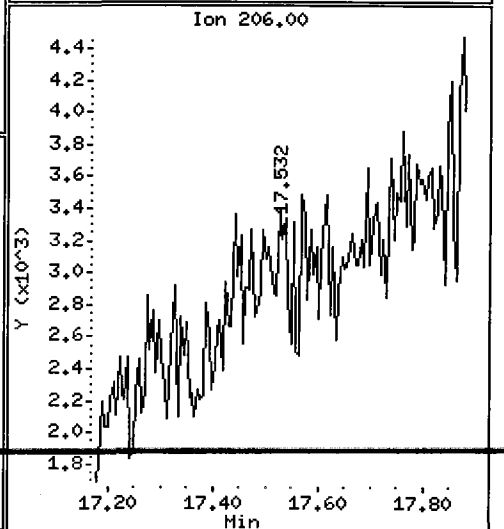
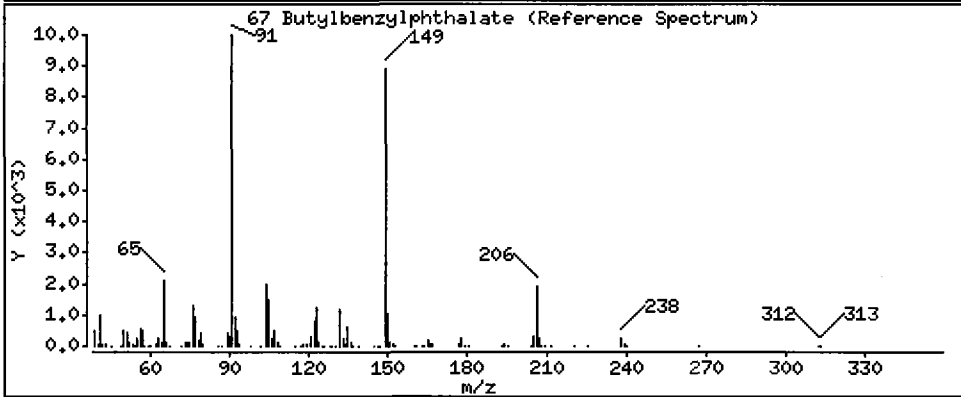
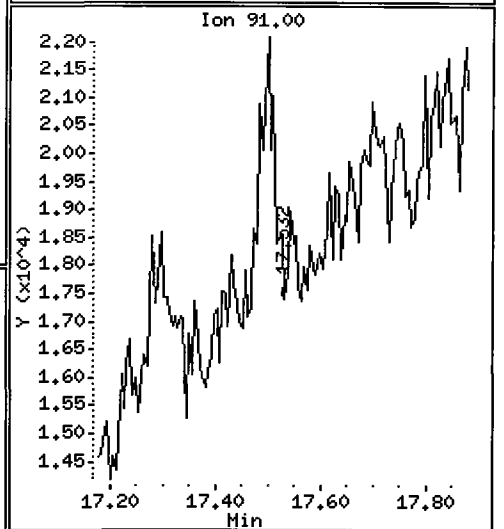
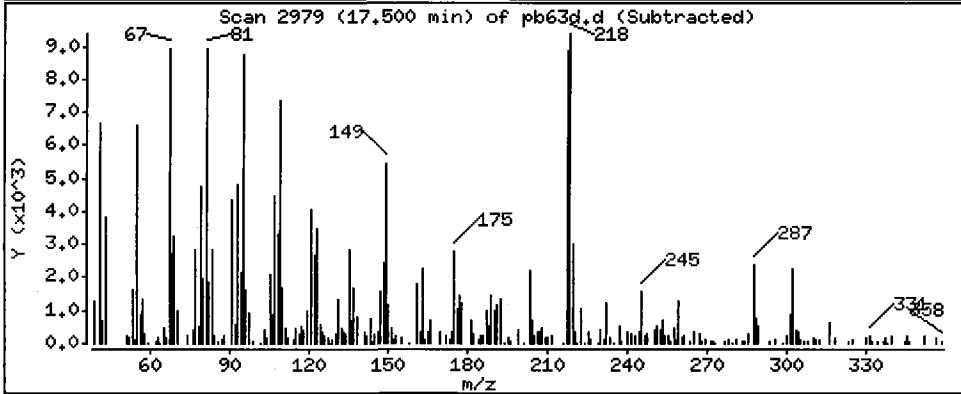
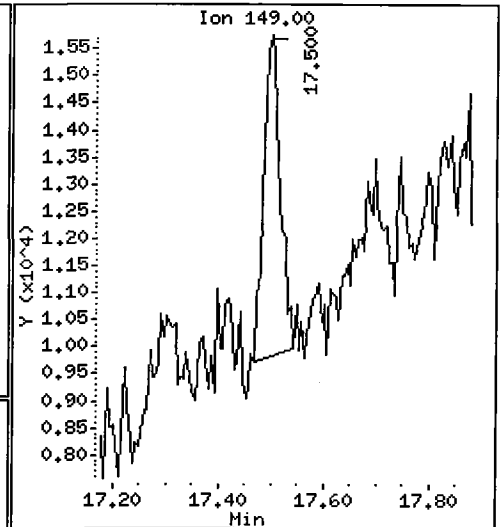
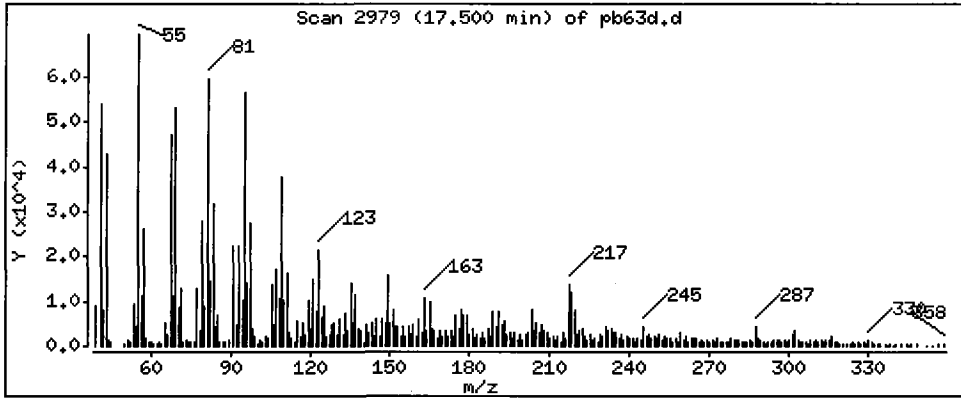
Column phase: ZB-5

Column diameter: 0.32

500

67 Butylbenzylphthalate

Concentration: 79.79 ug/kg



Date : 16-JUN-2009 15:10

Client ID: 3SED5-A

Instrument: nt6.i

Sample Info: PB63D,3

Volume Injected (uL): 1.0

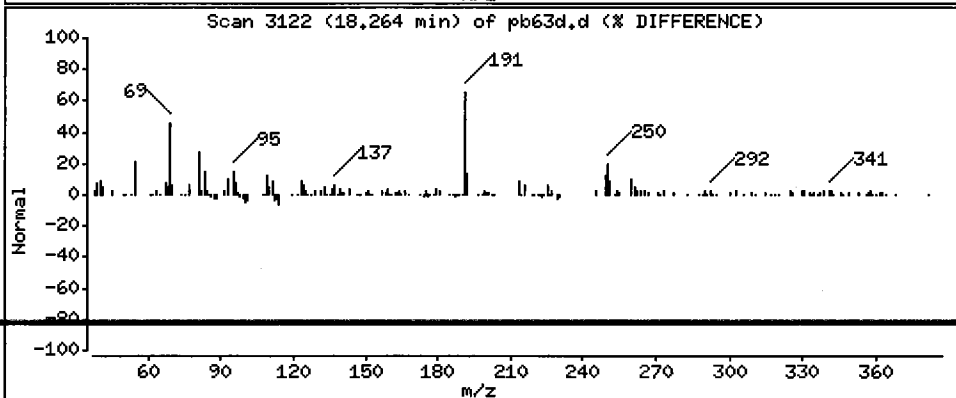
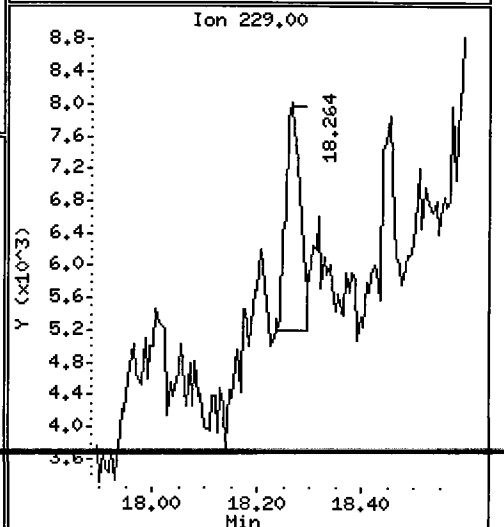
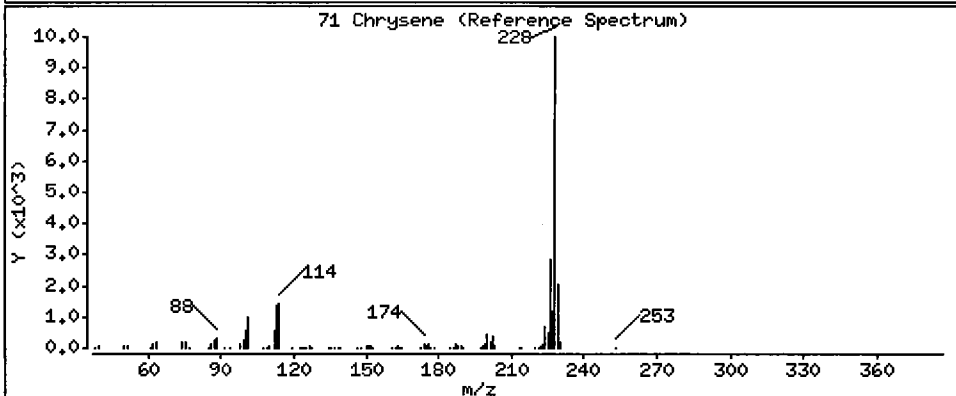
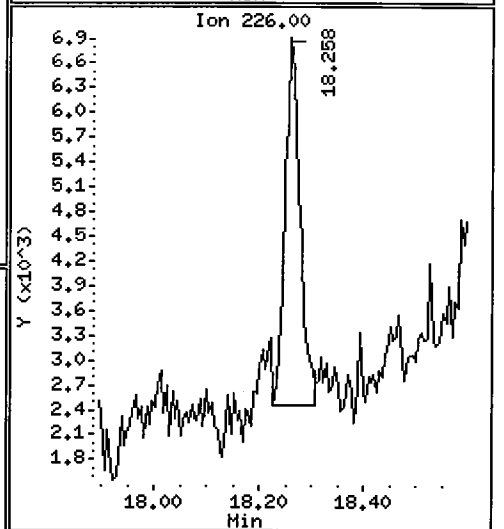
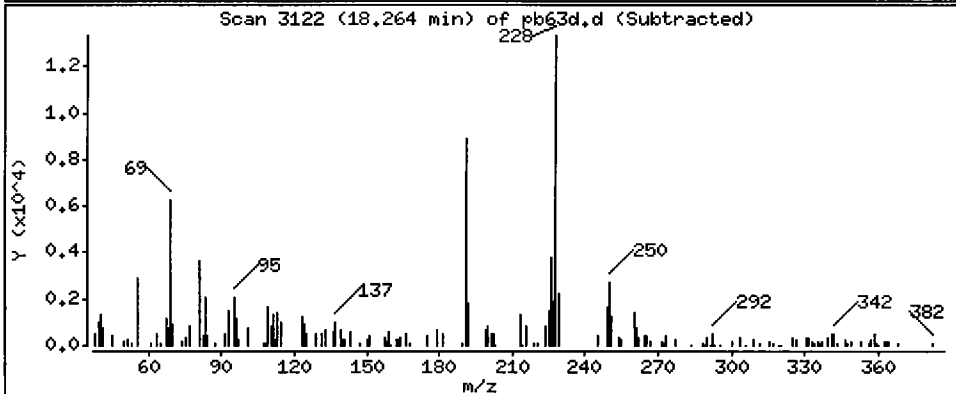
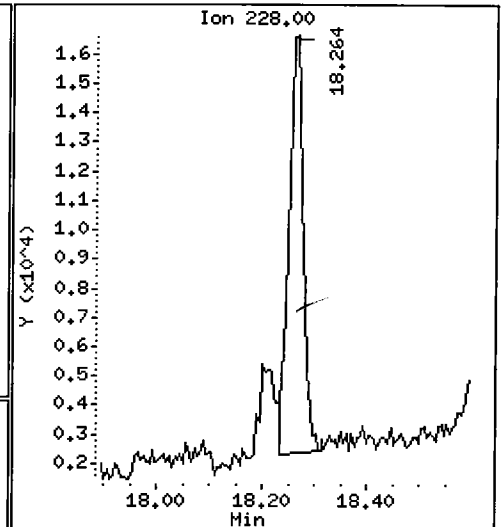
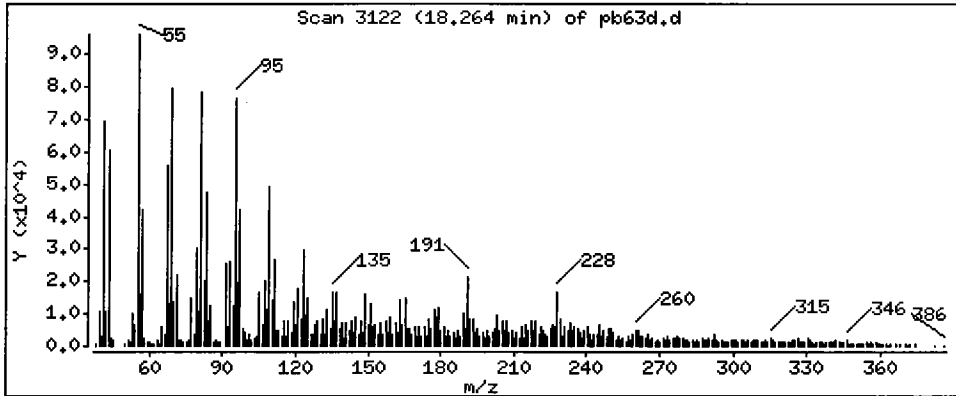
Operator: LJR/VTS

Column phase: ZB-5

Column diameter: 0.32

71 Chrysene

Concentration: 81.73 ug/kg



Date : 16-JUN-2009 15:10

Client ID: 3SED5-A

Instrument: nt6.i

Sample Info: PB63D,3

Volume Injected (uL): 1.0

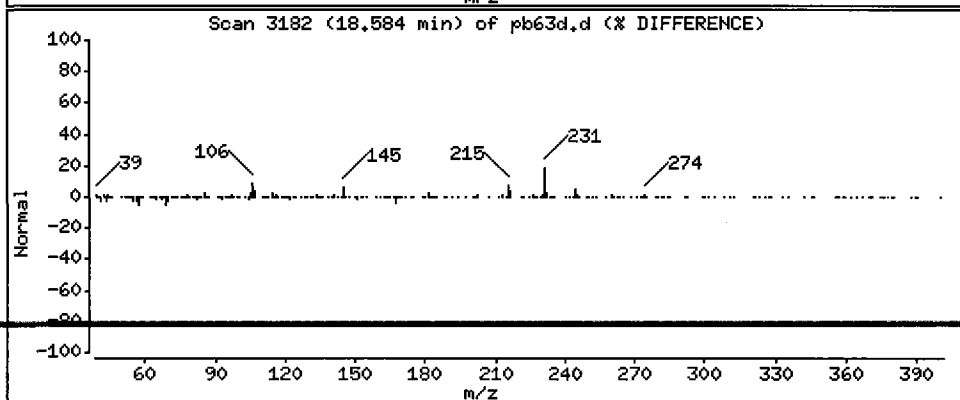
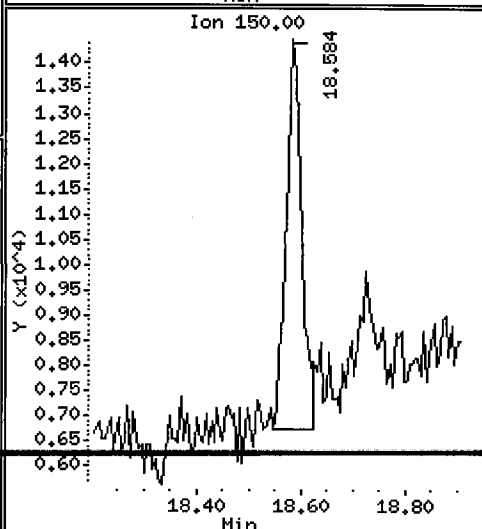
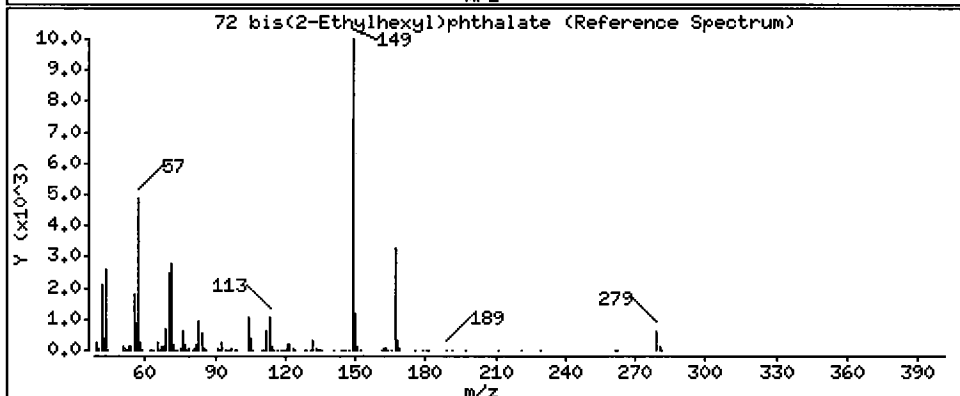
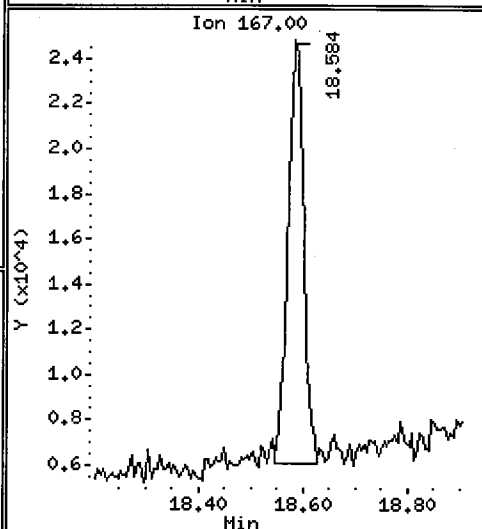
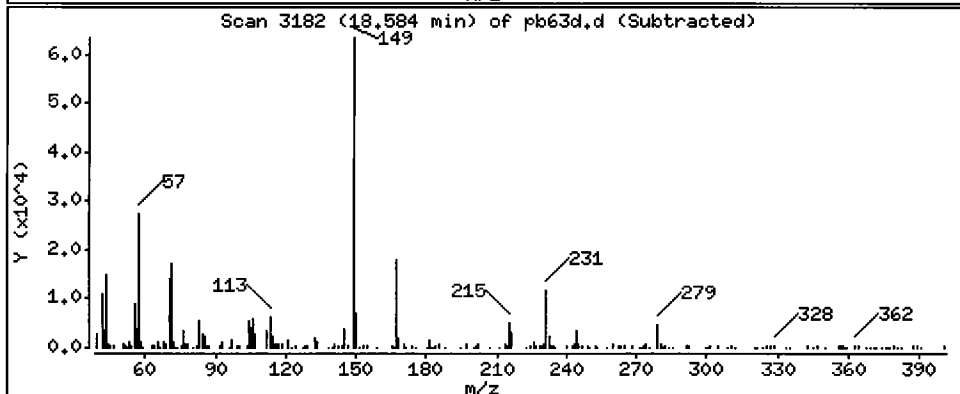
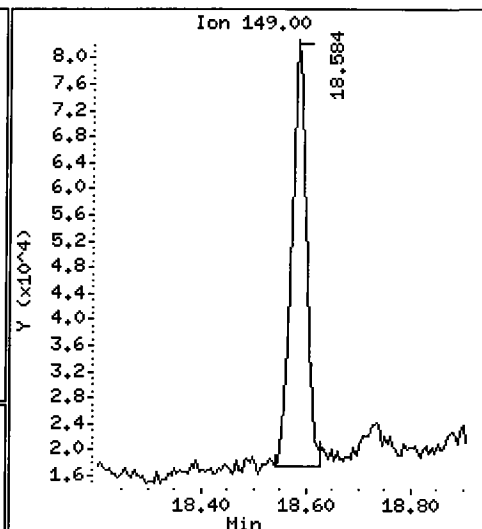
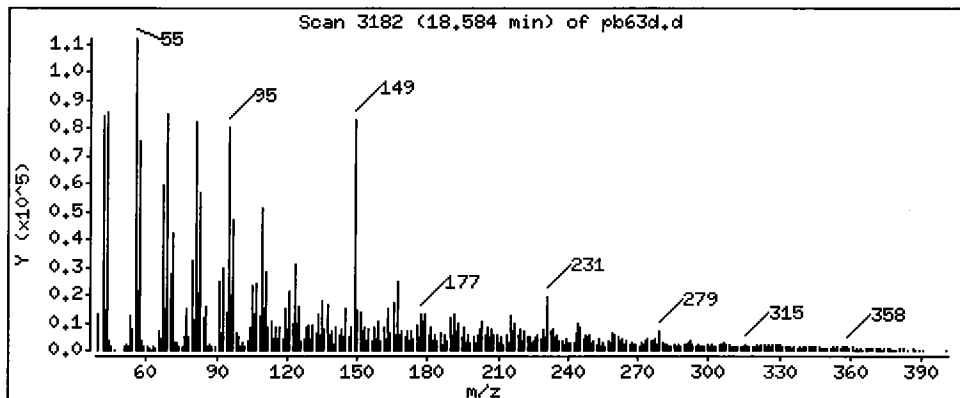
Operator: LJR/VTS

Column phase: ZB-5

Column diameter: 0.32

72 bis(2-Ethylhexyl)phthalate

Concentration: 582.5 ug/kg



ORGANICS ANALYSIS DATA SHEET

PSDDA Semivolatiles by SW8270D GC/MS

Page 1 of 2

**Sample ID: 3SED5-B
SAMPLE**

Lab Sample ID: PB63E

LIMS ID: 09-12946

Matrix: Sediment

Data Release Authorized: *AS*

Reported: 06/18/09

QC Report No: PB63-ENVIRONMENTAL SCIENCE CORP.

Project: JELD-WEN NORD DOOR

008.0228.00017

Date Sampled: 06/05/09

Date Received: 06/05/09

Date Extracted: 06/10/09

Date Analyzed: 06/16/09 15:43

Instrument/Analyst: NT6/LJR

GPC Cleanup: Yes

Sample Amount: 25.7 g-dry-wt

Final Extract Volume: 0.5 mL

Dilution Factor: 1.00

Percent Moisture: 35.1%

CAS Number	Analyte	RL	Result
108-95-2	Phenol	19	< 19 U
541-73-1	1,3-Dichlorobenzene	19	< 19 U
106-46-7	1,4-Dichlorobenzene	19	< 19 U
100-51-6	Benzyl Alcohol	19	< 19 U
95-50-1	1,2-Dichlorobenzene	19	< 19 U
95-48-7	2-Methylphenol	19	< 19 U
106-44-5	4-Methylphenol	19	< 19 U
67-72-1	Hexachloroethane	19	< 19 U
105-67-9	2,4-Dimethylphenol	19	< 19 U
65-85-0	Benzoic Acid	190	< 190 U
120-82-1	1,2,4-Trichlorobenzene	19	< 19 U
91-20-3	Naphthalene	19	< 19 U
87-68-3	Hexachlorobutadiene	19	< 19 U
91-57-6	2-Methylnaphthalene	19	< 19 U
131-11-3	Dimethylphthalate	19	< 19 U
208-96-8	Acenaphthylene	19	< 19 U
83-32-9	Acenaphthene	19	< 19 U
132-64-9	Dibenzofuran	19	< 19 U
84-66-2	Diethylphthalate	19	42
86-73-7	Fluorene	19	< 19 U
86-30-6	N-Nitrosodiphenylamine	19	< 19 U
118-74-1	Hexachlorobenzene	19	< 19 U
87-86-5	Pentachlorophenol	97	< 97 U
85-01-8	Phenanthrene	19	22
120-12-7	Anthracene	19	< 19 U
84-74-2	Di-n-Butylphthalate	19	14 J
206-44-0	Fluoranthene	19	130
129-00-0	Pyrene	19	72
85-68-7	Butylbenzylphthalate	19	< 19 U
56-55-3	Benzo (a) anthracene	19	24
117-81-7	bis (2-Ethylhexyl) phthalate	19	41
218-01-9	Chrysene	19	49
117-84-0	Di-n-Octyl phthalate	19	< 19 U
205-99-2	Benzo (b) fluoranthene	19	29
207-08-9	Benzo (k) fluoranthene	19	29
50-32-8	Benzo (a) pyrene	19	20
193-39-5	Indeno (1,2,3-cd) pyrene	19	< 19 U

ORGANICS ANALYSIS DATA SHEET
PSDDA Semivolatiles by SW8270D GC/MS
 Page 2 of 2

Sample ID: 3SED5-B
SAMPLE

Lab Sample ID: PB63E
 LIMS ID: 09-12946
 Matrix: Sediment
 Date Analyzed: 06/16/09 15:43

QC Report No: PB63-ENVIROMENTAL SCIENCE CORP.
 Project: JELD-WEN NORD DOOR
 008.0228.00017

CAS Number	Analyte	RL	Result
53-70-3	Dibenz (a,h) anthracene	19	< 19 U
191-24-2	Benzo (g,h,i) perylene	19	9.9 J
90-12-0	1-Methylnaphthalene	19	< 19 U

Reported in µg/kg (ppb)

Semivolatile Surrogate Recovery

d5-Nitrobenzene	61.2%	2-Fluorobiphenyl	72.4%
d14-p-Terphenyl	70.0%	d4-1,2-Dichlorobenzene	54.0%
d5-Phenol	65.6%	2-Fluorophenol	63.5%
2,4,6-Tribromophenol	73.1%	d4-2-Chlorophenol	65.1%

Analytical Resources, Inc.

Semivolatiles Report SW846 Method 8270D

Data file : /chem1/nt6.i/20090616.b/pb63e.d
 Lab Smp Id: PB63E Client Smp ID: 3SED5-B
 Inj Date : 16-JUN-2009 15:43
 Operator : LJR/VTS Inst ID: nt6.i
 Smp Info : PB63E
 Misc Info : 09-12946
 Comment : 1ul Injection
 Method : /chem1/nt6.i/20090616.b/SW846.m
 Meth Date : 17-Jun-2009 11:06 jeff Quant Type: ISTD
 Cal Date : 11-JUN-2009 14:21 Cal File: 0050611a.d
 Als bottle: 8
 Dil Factor: 1.00000
 Integrator: HP RTE Compound Sublist: PSDDA.sub
 Target Version: 3.50

LJR
6/17/09

Concentration Formula: Amt * DF * Vt / (Ws * (100 - M) / 100) * CpndVariable

Name	Value	Description
DF	1.00000	Dilution Factor
Vt	500.00000	Volume of final extract (uL)
Ws	39.60000	Weight of sample extracted (g)
M	35.10000	% Moisture

Cpnd Variable

Local Compound Variable

Compounds	QUANT SIG	RT	EXP RT	REL RT	RESPONSE	CONCENTRATIONS	
						ON-COLUMN (ug/mL)	FINAL (ug/kg)
\$ 1 2-Fluorophenol	112	4.692	4.638	(0.696)	192710	23.8466	463.9
\$ 2 Phenol-d5	99	6.492	6.428	(0.963)	267261	24.6277	479.1
3 Phenol	94	Compound Not Detected.					
\$ 5 2-Chlorophenol-d4	132	6.465	6.438	(0.959)	161601	24.4374	475.4
4 Bis(2-Chloroethyl)ether	93	Compound Not Detected.					
6 2-Chlorophenol	128	Compound Not Detected.					
7 1,3-Dichlorobenzene	146	Compound Not Detected.					
* 8 1,4-Dichlorobenzene-d4	152	6.743	6.732	(1.000)	98021	20.0000	
9 1,4-Dichlorobenzene	146	Compound Not Detected.					
\$ 10 1,2-Dichlorobenzene-d4	152	7.042	7.036	(1.044)	65929	13.5074	262.8
12 1,2-Dichlorobenzene	146	Compound Not Detected.					
11 Benzyl alcohol	108	Compound Not Detected.					
14 2,2'-oxybis(1-Chloropropane)	45	Compound Not Detected.					
13 2-Methylphenol	108	Compound Not Detected.					
17 Hexachloroethane	117	Compound Not Detected.					

Compounds	QUANT SIG MASS	RT	EXP RT	REL RT	RESPONSE	CONCENTRATIONS	
						ON-COLUMN (ug/mL)	FINAL (ug/kg)
16 N-Nitroso-di-n-propylamine	70						
15 4-Methylphenol	108						
\$ 18 Nitrobenzene-d5	82	7.704	7.704	(0.875)	161301	15.3298	298.2
19 Nitrobenzene	77						
20 Isophorone	82						
21 2-Nitrophenol	139						
22 2,4-Dimethylphenol	107						
23 Bis(2-Chloroethoxy)methane	93						
24 Benzoic acid	105						
25 2,4-Dichlorophenol	162						
26 1,2,4-Trichlorobenzene	180						
* 27 Naphthalene-d8	136	8.804	8.804	(1.000)	342608	20.0000	
28 Naphthalene	128						
29 4-Chloroaniline	127						
30 Hexachlorobutadiene	225						
31 4-Chloro-3-methylphenol	107						
32 2-Methylnaphthalene	141						
33 Hexachlorocyclopentadiene	237						
34 2,4,6-Trichlorophenol	196						
35 2,4,5-Trichlorophenol	196						
\$ 36 2-Fluorobiphenyl	172	10.626	10.626	(0.913)	255328	18.1431	353.0
37 2-Chloronaphthalene	162						
38 2-Nitroaniline	65						
39 Dimethylphthalate	163						
40 Acenaphthylene	152						
41 2,6-Dinitrotoluene	165						
* 42 Acenaphthene-d10	164	11.640	11.635	(1.000)	189465	20.0000	
43 3-Nitroaniline	138						
44 Acenaphthene	153						
45 2,4-Dinitrophenol	184						
46 Dibenzofuran	168						
47 4-Nitrophenol	109						
48 2,4-Dinitrotoluene	165						
50 Diethylphthalate	149	12.532	12.543	(1.077)	27256	2.16640	42.15
49 Fluorene	166						
51 4-Chlorophenyl-phenylether	204						
52 4-Nitroaniline	138						
53 4,6-Dinitro-2-methylphenol	198						
54 N-Nitrosodiphenylamine	169						
\$ 55 2,4,6-Tribromophenol	330	12.922	12.917	(1.110)	49444	27.3695	532.5
56 4-Bromophenyl-phenylether	248						
57 Hexachlorobenzene	284						
58 Pentachlorophenol	266						
* 59 Phenanthrene-d10	188	13.969	13.964	(1.000)	275469	20.0000	
60 Phenanthrene	178	14.001	14.001	(1.002)	20054	1.14695	22.31
61 Anthracene	178						
62 Carbazole	167						

Compounds	QUANT SIG				CONCENTRATIONS		
	MASS	RT	EXP RT	REL RT	RESPONSE	ON-COLUMN (ug/mL)	FINAL (ug/kg)
63 Di-n-butylphthalate	149	15.176	15.165	(1.086)	12942	0.74262 LDL	14.45
64 Fluoranthene	202	15.908	15.903	(1.139)	122066	6.83813	133.0
65 Pyrene	202	16.244	16.239	(0.892)	93329	3.73362	72.64
\$ 66 Terphenyl-d14	244	16.624	16.613	(0.912)	282332	17.5187	340.8
67 Butylbenzylphthalate	149	Compound Not Detected.					
68 Benzo(a)anthracene	228	18.199	18.183	(0.999)	27503	1.23497	24.03
* 69 Chrysene-d12	240	18.221	18.210	(1.000)	301735	20.0000	
70 3,3'-Dichlorobenzidine	252	Compound Not Detected.					
71 Chrysene	228	18.253	18.247	(1.002)	53907	2.52801	49.18
72 bis(2-Ethylhexyl)phthalate	149	18.568	18.557	(0.952)	30088	2.12759	41.39
* 134 Di-n-octylphthalate-d4	153	19.497	19.486	(1.000)	455967	20.0000	
73 Di-n-octylphthalate	149	Compound Not Detected.					
74 Benzo(b)fluoranthene	252	19.834	19.812	(0.975)	59212	2.92741	56.95 1.444
75 Benzo(k)fluoranthene	252	19.834	19.844	(0.975)	59212	2.85014	55.45 1.444
76 Benzo(a)pyrene	252	20.266	20.245	(0.996)	18784	1.02589	19.96
* 77 Perylene-d12	264	20.352	20.325	(1.000)	279121	20.0000	
78 Indeno(1,2,3-cd)pyrene	276	Compound Not Detected.					
79 Dibenzo(a,h)anthracene	278	Compound Not Detected.					
80 Benzo(g,h,i)perylene	276	21.986	21.954	(1.080)	10897	0.51083 LDL	9.938
90 N-Nitrosodimethylamine	74	Compound Not Detected.					
91 Aniline	93	Compound Not Detected.					
93 Benzidine	184	Compound Not Detected.					
103 Pyridine	79	Compound Not Detected.					
105 1-methylnaphthalene	141	Compound Not Detected.					
111 Azobenzene (1,2-DP-Hydrazine)	77	Compound Not Detected.					

Analytical Resources, Inc.

INTERNAL STANDARD COMPOUNDS
 AREA AND RT SUMMARY

Instrument ID: nt6.i	Calibration Date: 16-JUN-2009
Lab File ID: pb63e.d	Calibration Time: 11:54
Lab Smp Id: PB63E	Client Smp ID: 3SED5-B
Analysis Type: SV	Level: LOW
Quant Type: ISTD	Sample Type: Sediment
Operator: LJR/VTS	
Method File: /chem1/nt6.i/20090616.b/SW846.m	
Misc Info: 09-12946	

Test Mode: Use Initial Calibration Level 4.

COMPOUND	STANDARD	AREA LIMIT		SAMPLE	%DIFF
		LOWER	UPPER		
8 1,4-Dichlorobenze	112389	56194	224778	98021	-12.78
27 Naphthalene-d8	384492	192246	768984	342608	-10.89
42 Acenaphthene-d10	217478	108739	434956	189465	-12.88
59 Phenanthrene-d10	336594	168297	673188	275469	-18.16
69 Chrysene-d12	247160	123580	494320	301735	22.08
134 Di-n-octylphthala	347036	173518	694072	455967	31.39
77 Perylene-d12	232938	116469	465876	279121	19.83

COMPOUND	STANDARD	RT LIMIT		SAMPLE	%DIFF
		LOWER	UPPER		
8 1,4-Dichlorobenze	6.73	6.23	7.23	6.74	0.16
27 Naphthalene-d8	8.80	8.30	9.30	8.80	0.00
42 Acenaphthene-d10	11.64	11.14	12.14	11.64	0.05
59 Phenanthrene-d10	13.96	13.46	14.46	13.97	0.04
69 Chrysene-d12	18.21	17.71	18.71	18.22	0.06
134 Di-n-octylphthala	19.49	18.99	19.99	19.50	0.05
77 Perylene-d12	20.32	19.82	20.82	20.35	0.13

AREA UPPER LIMIT = +100% of internal standard area.
 AREA LOWER LIMIT = - 50% of internal standard area.
 RT UPPER LIMIT = + 0.50 minutes of internal standard RT.
 RT LOWER LIMIT = - 0.50 minutes of internal standard RT.

Analytical Resources, Inc.

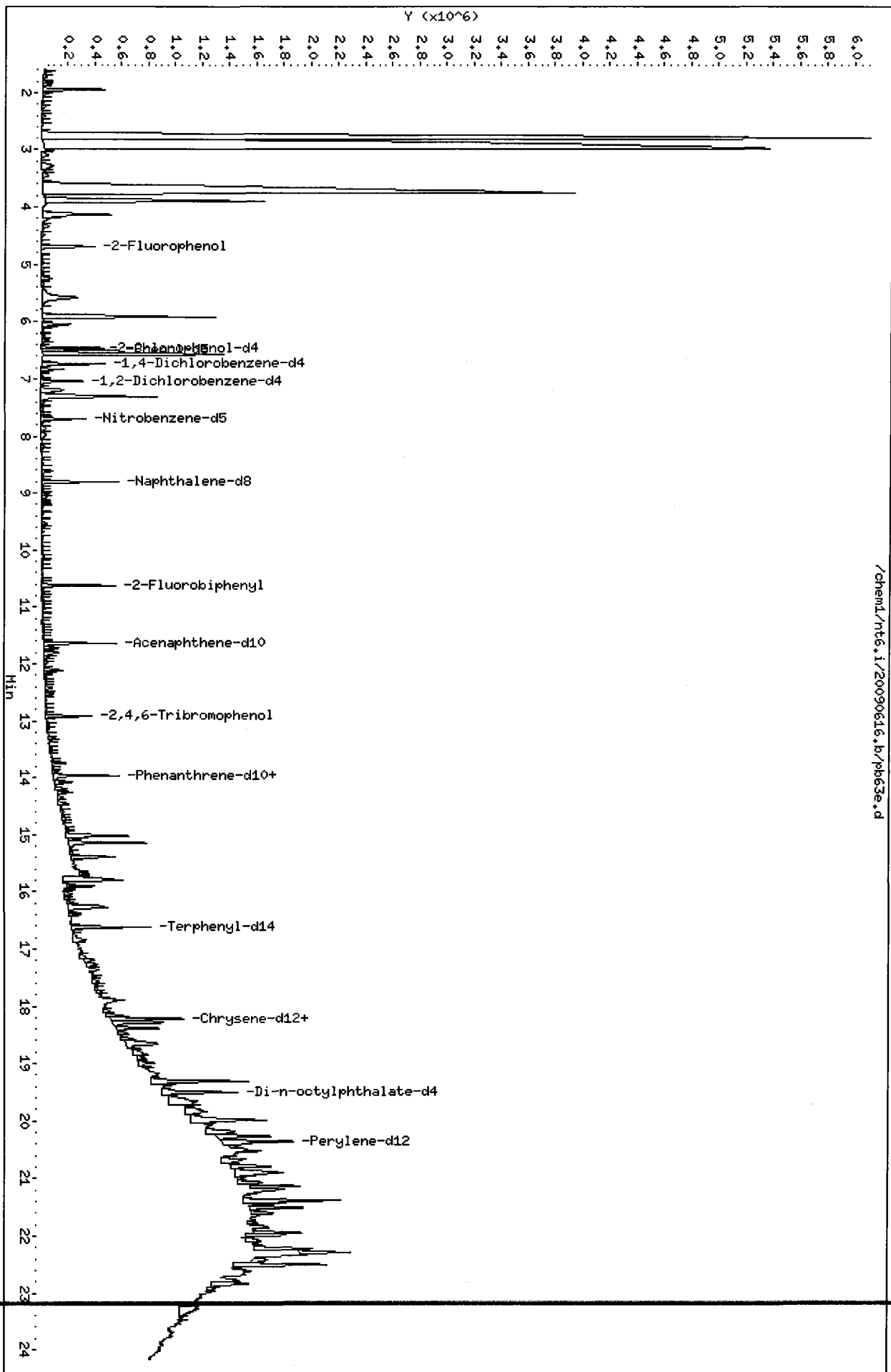
RECOVERY REPORT

Client Name: ESC Client SDG: PB63
 Sample Matrix: SOLID Fraction: SV
 Lab Smp Id: PB63E Client Smp ID: 3SED5-B
 Level: LOW Operator: LJR/VTS
 Data Type: MS DATA SampleType: SAMPLE
 SpikeList File: PSDDALCS.spk Quant Type: ISTD
 Sublist File: PSDDA.sub
 Method File: /chem1/nt6.i/20090616.b/SW846.m
 Misc Info: 09-12946

SURROGATE COMPOUND	CONC ADDED ug/kg	CONC RECOVERED ug/kg	% RECOVERED	LIMITS
\$ 1 2-Fluorophenol	729.6	463.9	63.59	21-100
\$ 2 Phenol-d5	729.6	479.1	65.67	10-100
\$ 5 2-Chlorophenol-d4	729.6	475.4	65.17	30-100
\$ 10 1,2-Dichlorobenzen	486.4	262.8	54.03	24-100
\$ 18 Nitrobenzene-d5	486.4	298.2	61.32	26-100
\$ 36 2-Fluorobiphenyl	486.4	353.0	72.57	32-100
\$ 55 2,4,6-Tribromophen	729.6	532.5	72.99	33-118
\$ 66 Terphenyl-d14	486.4	340.8	70.07	21-97

Data File: /chem1/nt6.i/20090616.b/pb63e.d
Date: 16-JUN-2009 15:43
Client ID: 3SEDS-B
Sample Info: PB63E
Volume Injected (uL): 1.0
Column phase: ZB-5

Instrument: nt6.i
Operator: LJR/VTS
Column diameter: 0.32



Date : 16-JUN-2009 15:43

Client ID: 3SED5-B

Instrument: nt6.i

Sample Info: PB63E

Volume Injected (uL): 1.0

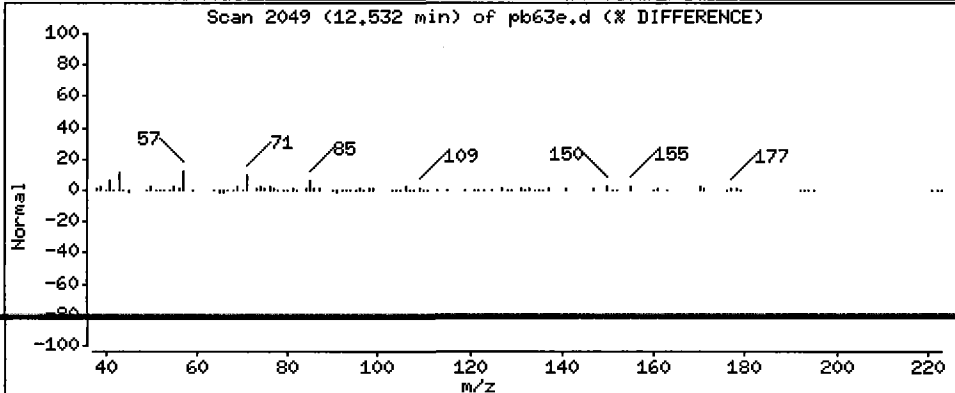
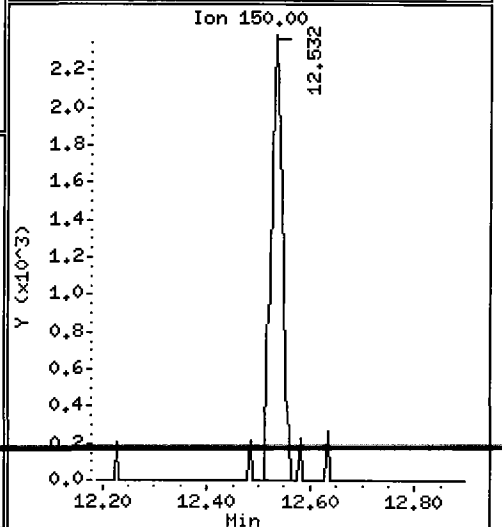
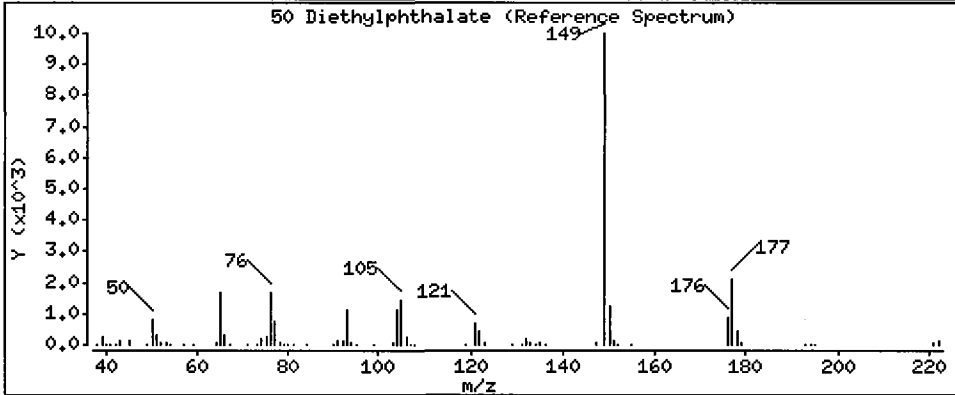
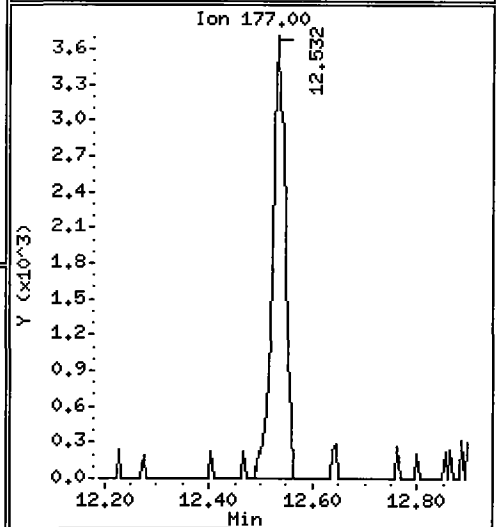
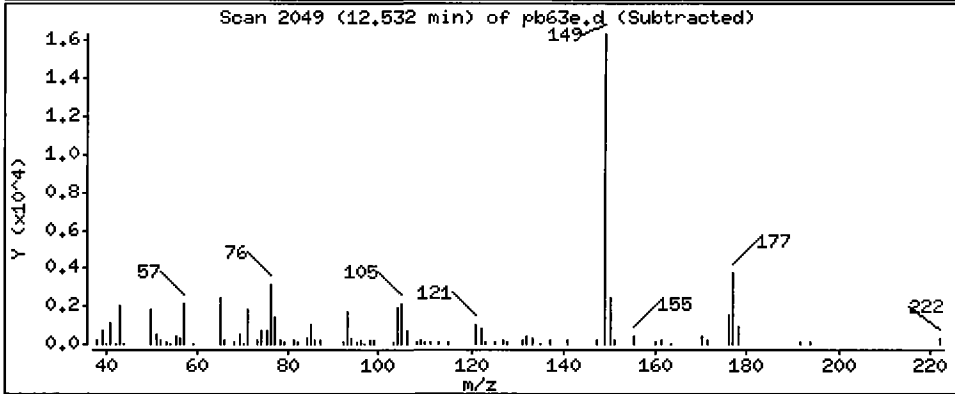
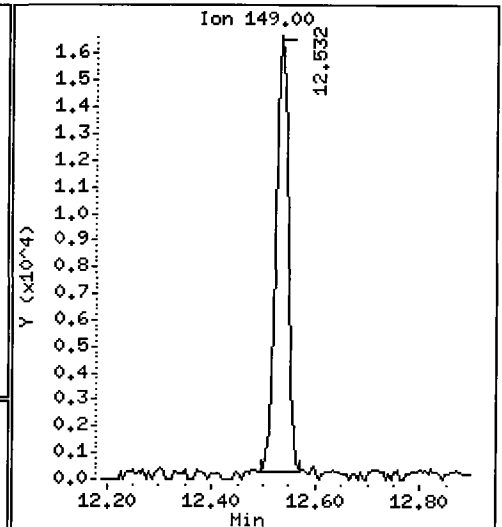
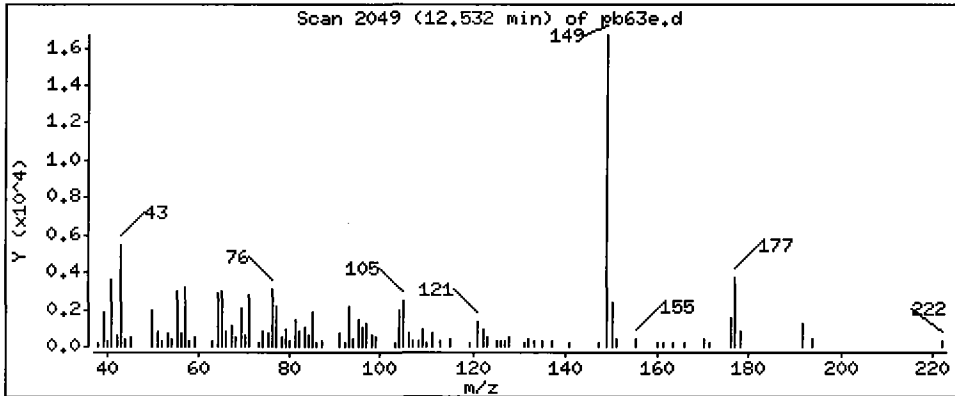
Operator: LJR/VTS

Column phase: ZB-5

Column diameter: 0.32

50 Diethylphthalate

Concentration: 42.15 ug/kg



Date: 16-JUN-2009 15:43

Client ID: 3SED5-B

Instrument: nt6.i

Sample Info: PB63E

Volume Injected (uL): 1.0

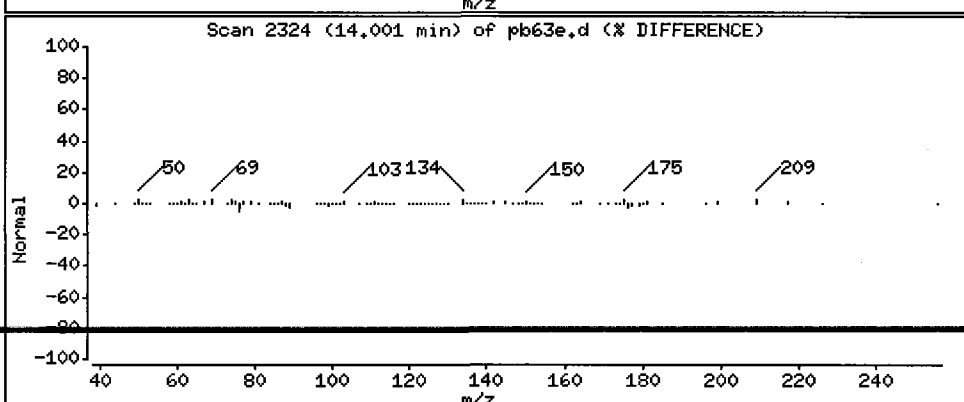
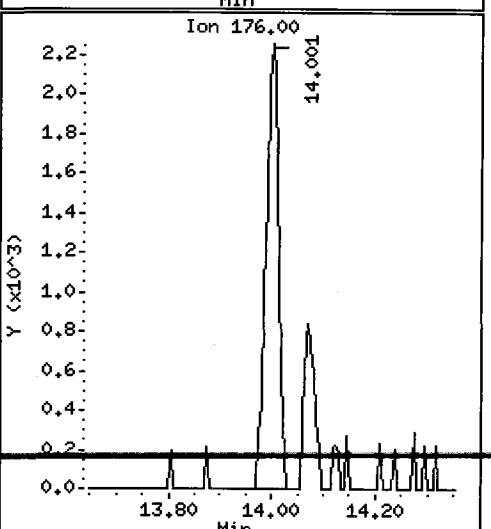
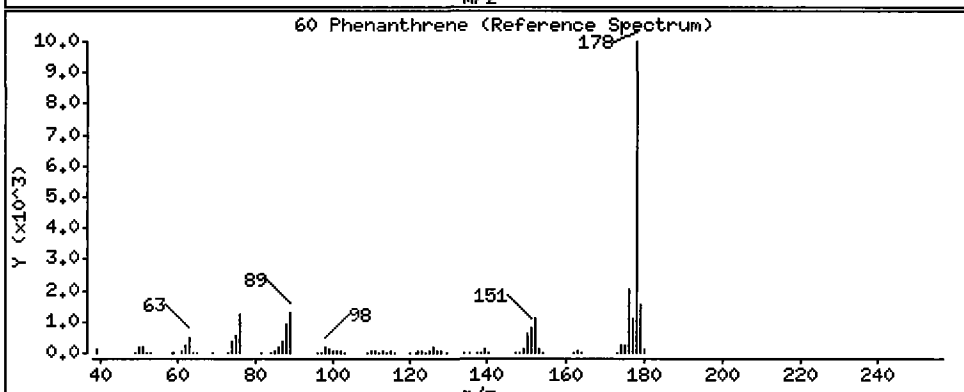
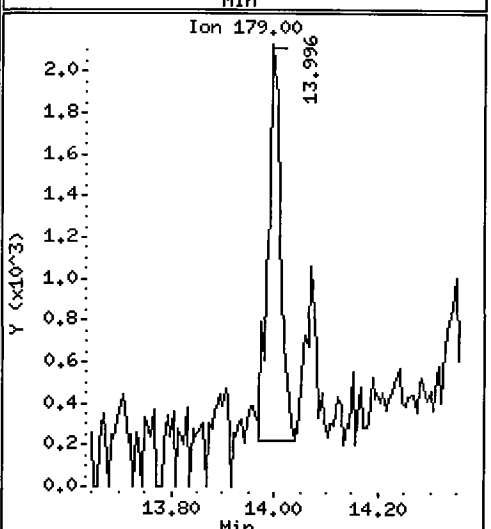
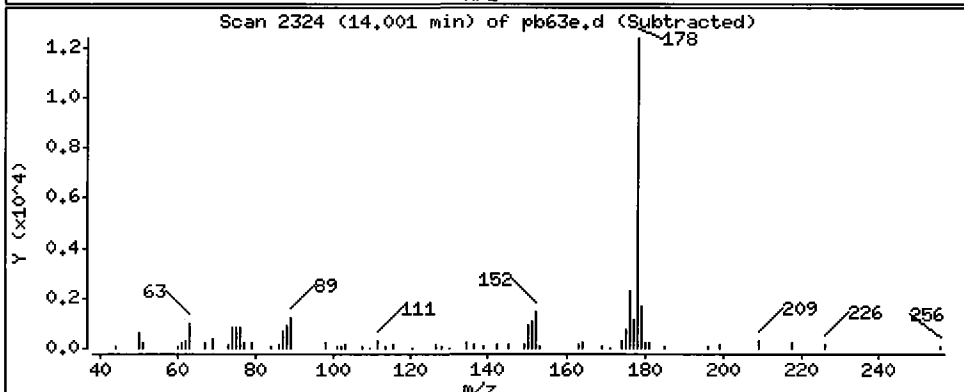
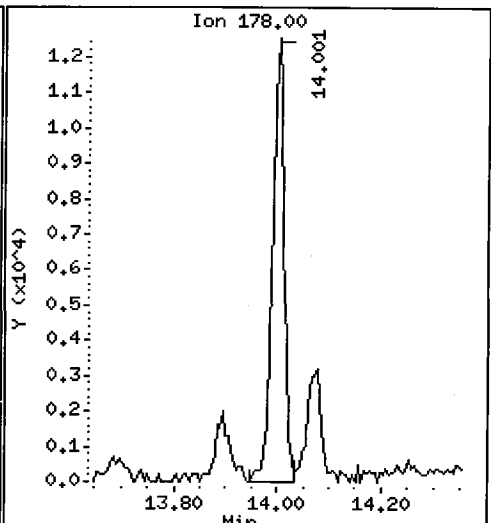
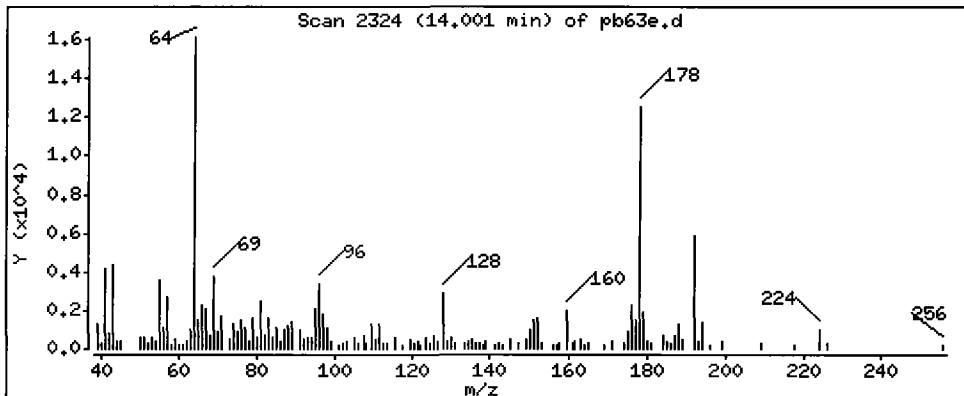
Operator: LJR/VTS

Column phase: ZB-5

Column diameter: 0.32

60 Phenanthrene

Concentration: 22.31 ug/kg



Date: 16-JUN-2009 15:43

Client ID: 3SED5-B

Instrument: nt6.i

Sample Info: PB63E

Volume Injected (uL): 1.0

Operator: LJR/VTS

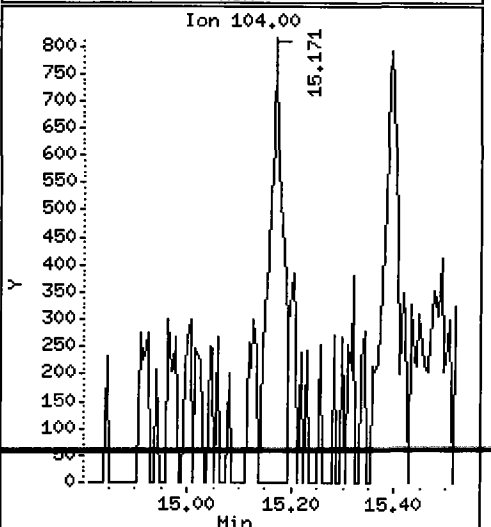
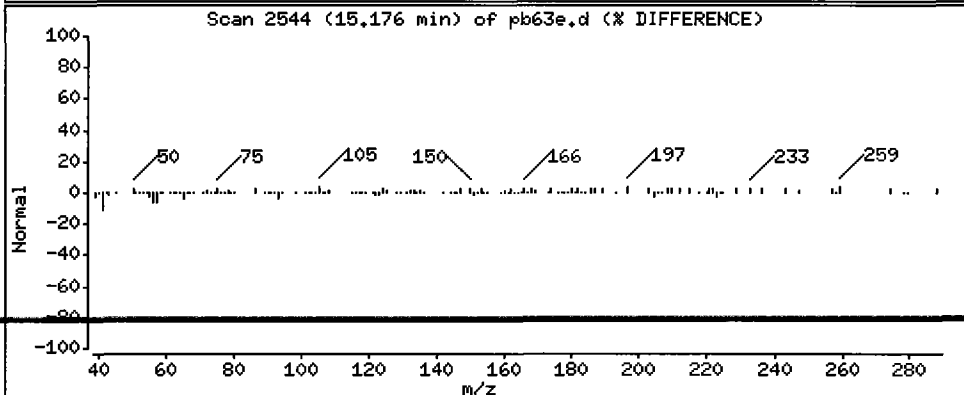
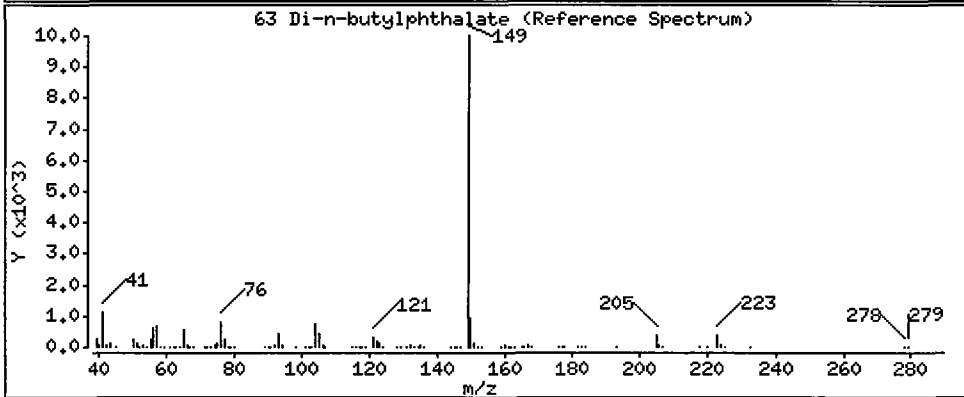
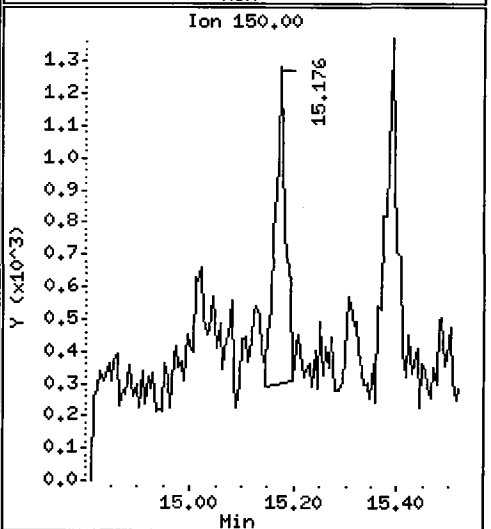
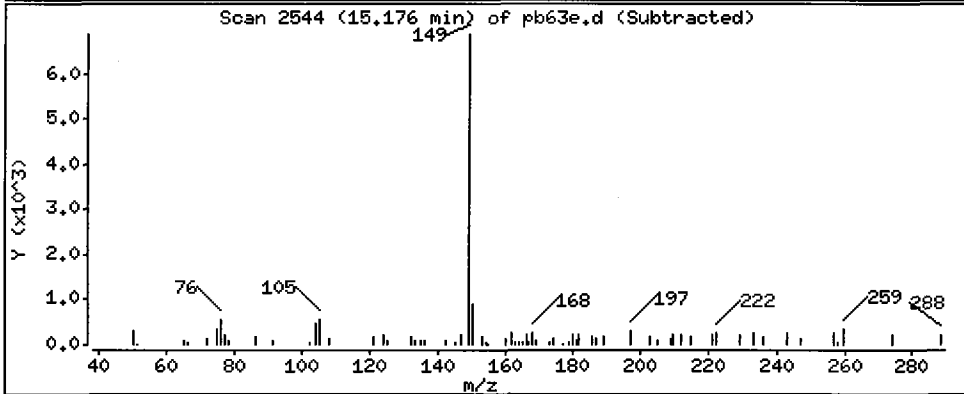
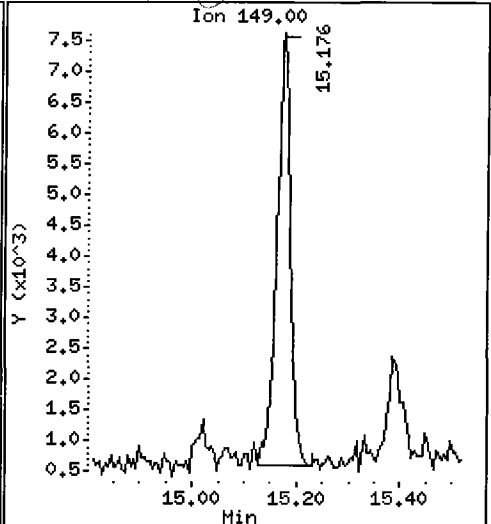
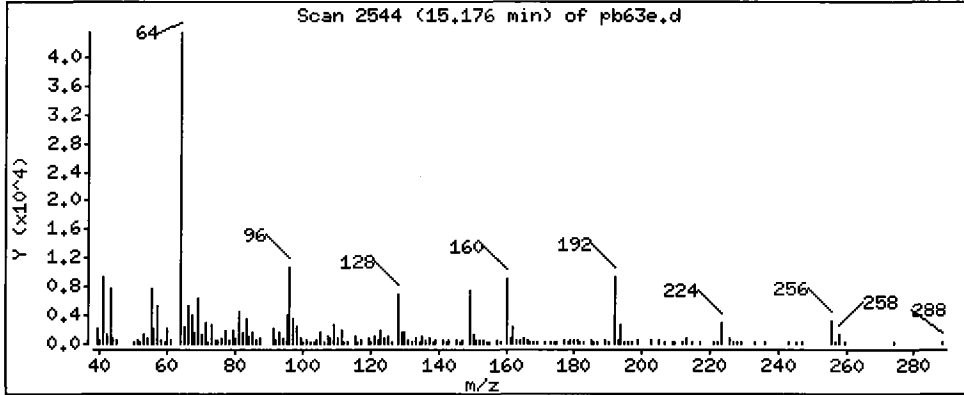
Column phase: ZB-5

Column diameter: 0.32

63 Di-n-butylphthalate

Concentration: 14.45 ug/kg

Juan



Date : 16-JUN-2009 15:43

Client ID: 3SED5-B

Instrument: nt6.i

Sample Info: PB63E

Volume Injected (uL): 1.0

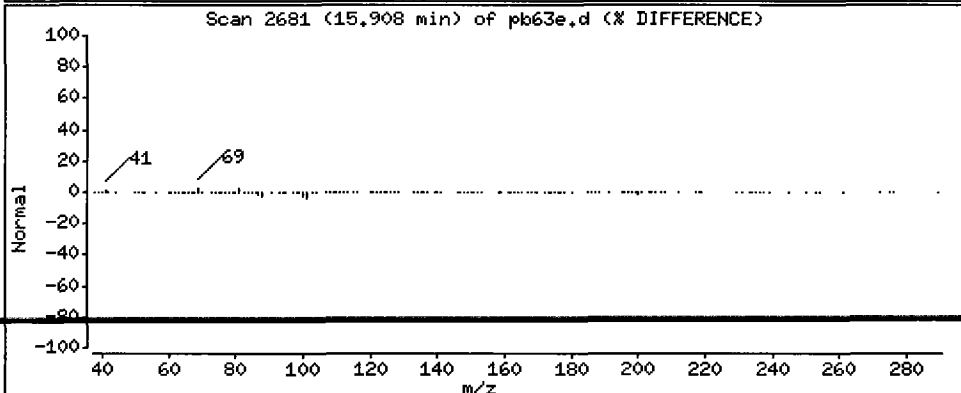
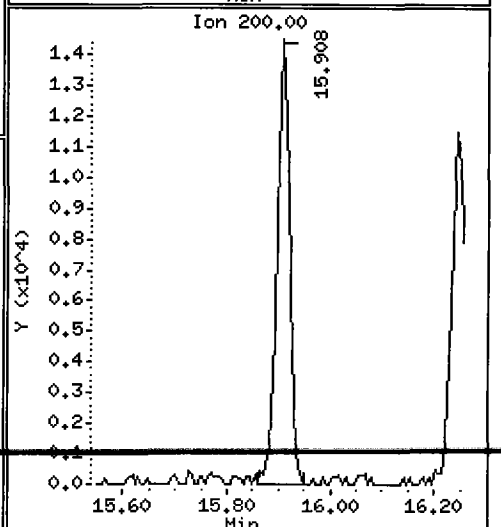
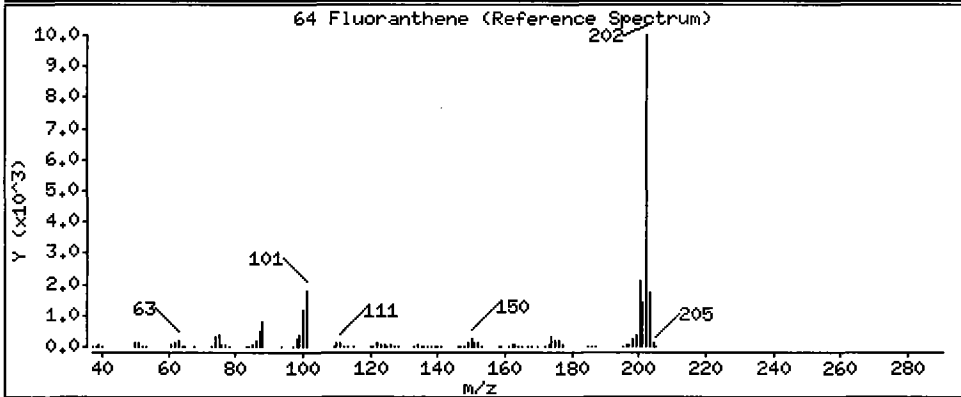
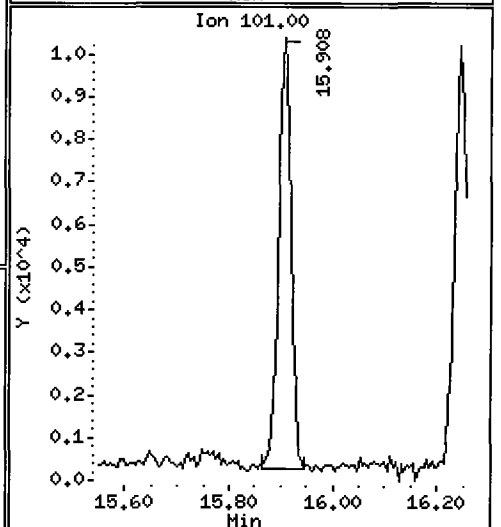
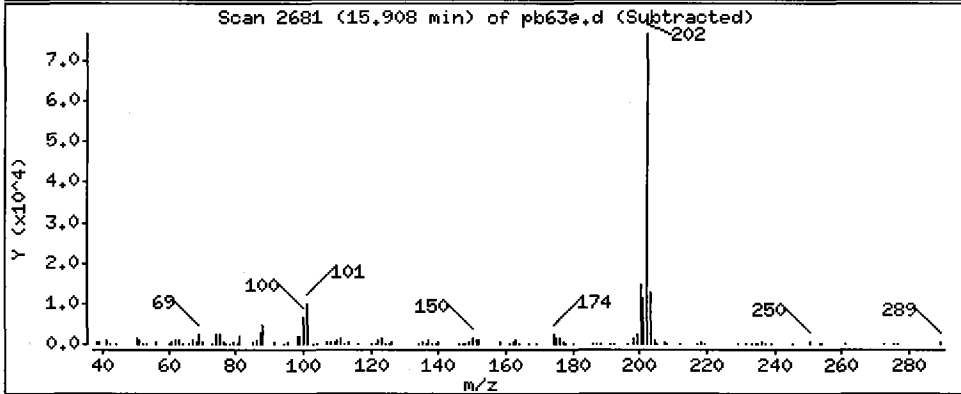
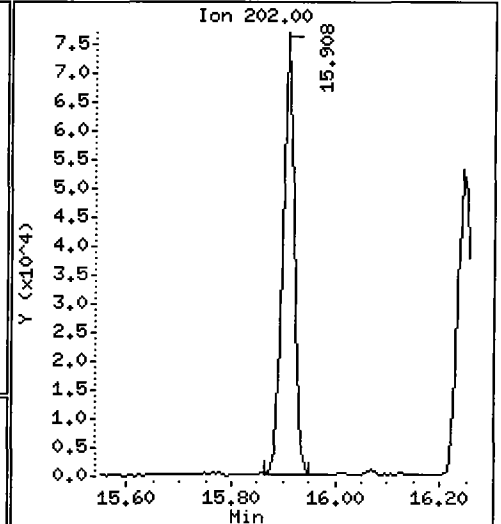
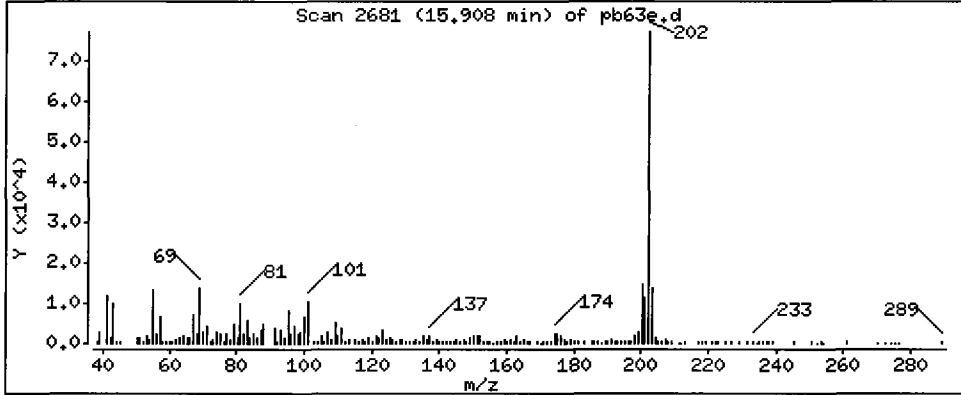
Operator: LJR/VTS

Column phase: ZB-5

Column diameter: 0.32

64 Fluoranthene

Concentration: 133.0 ug/kg



Date : 16-JUN-2009 15:43

Client ID: 3SED5-B

Instrument: nt6.i

Sample Info: PB63E

Volume Injected (uL): 1.0

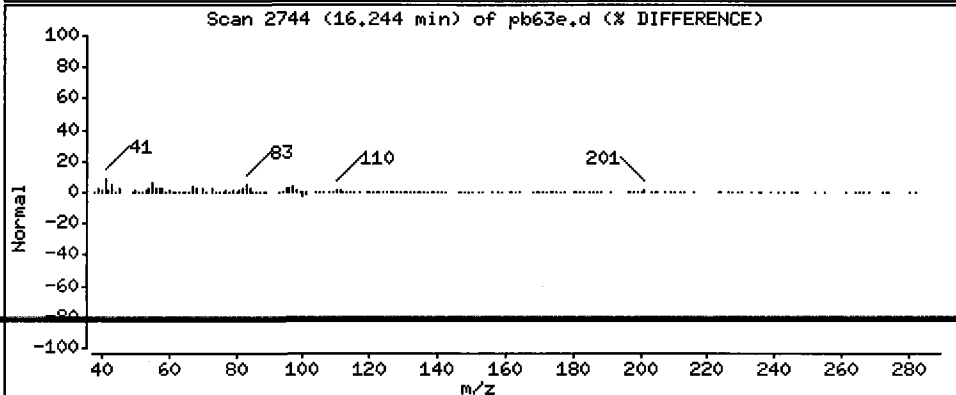
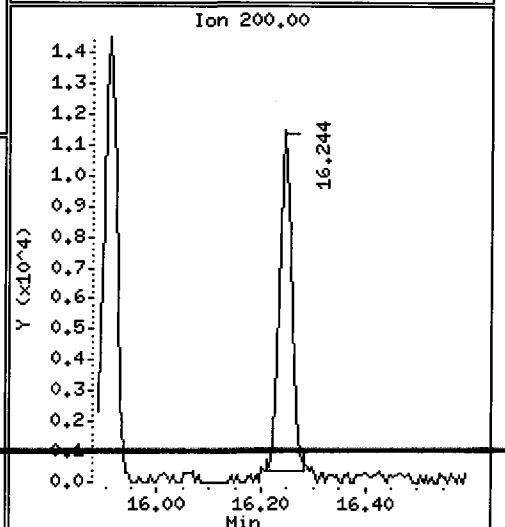
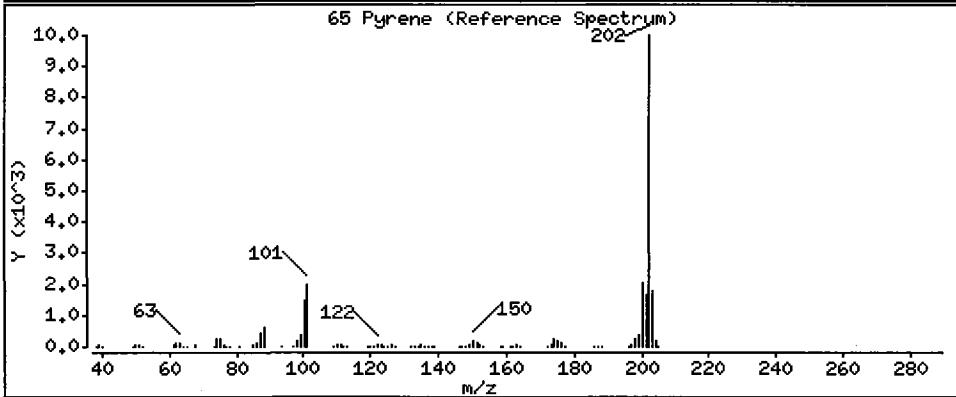
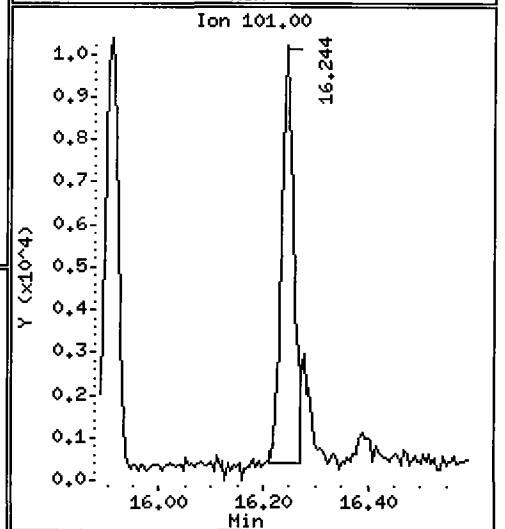
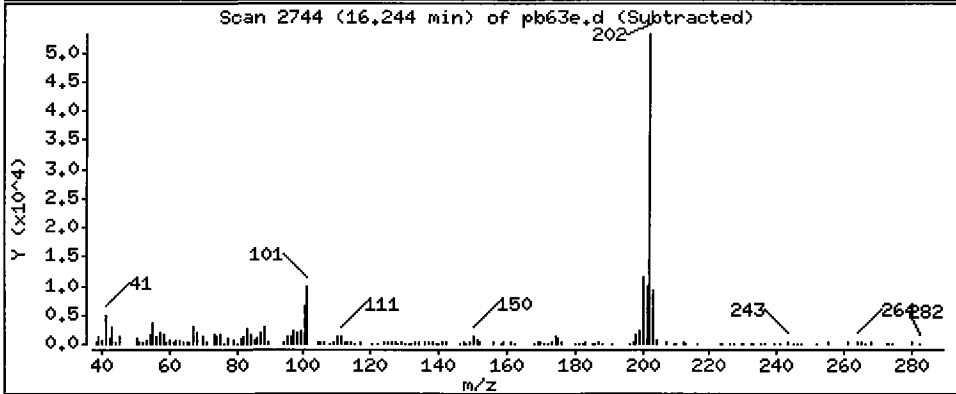
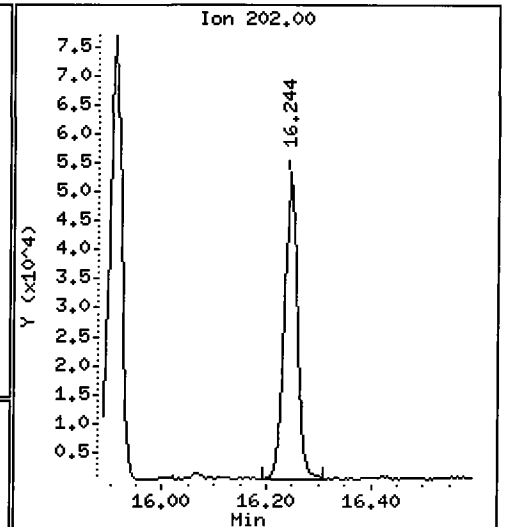
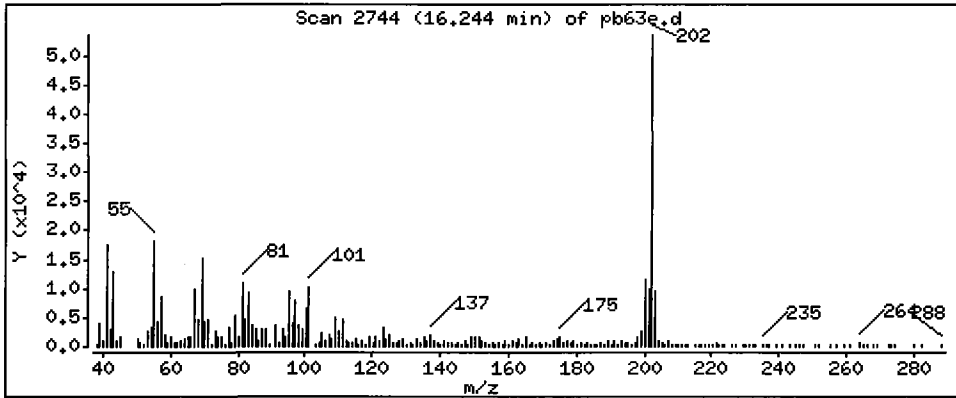
Operator: LJR/VTS

Column phase: ZB-5

Column diameter: 0.32

65 Pyrene

Concentration: 72.64 ug/kg



Date : 16-JUN-2009 15:43

Client ID: 3SED5-B

Instrument: nt6.i

Sample Info: PB63E

Volume Injected (uL): 1.0

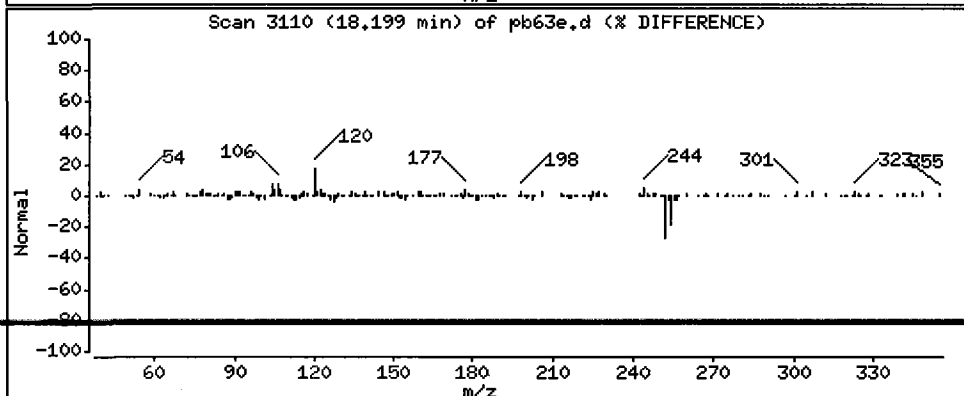
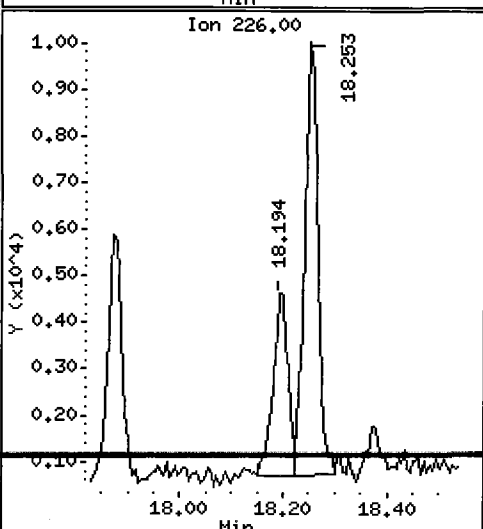
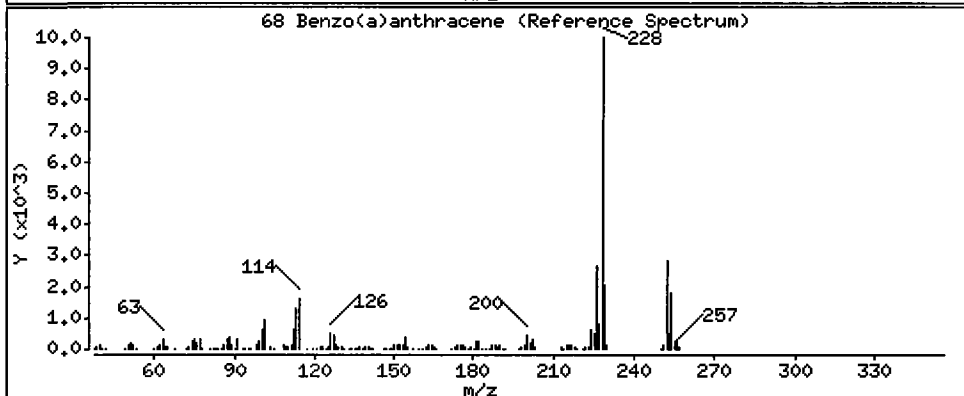
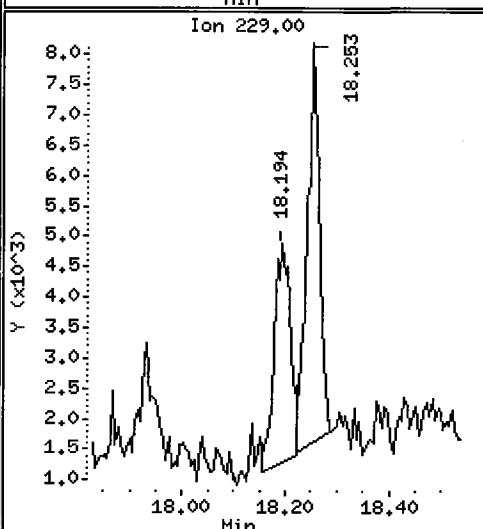
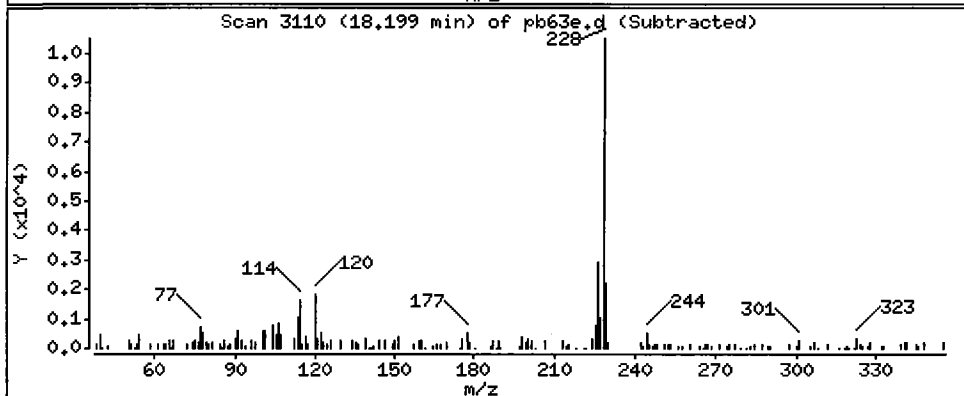
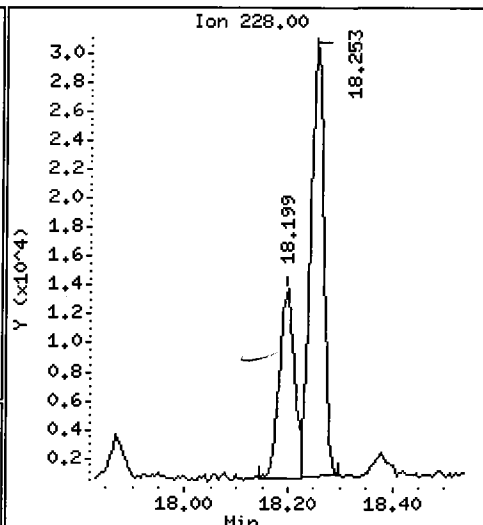
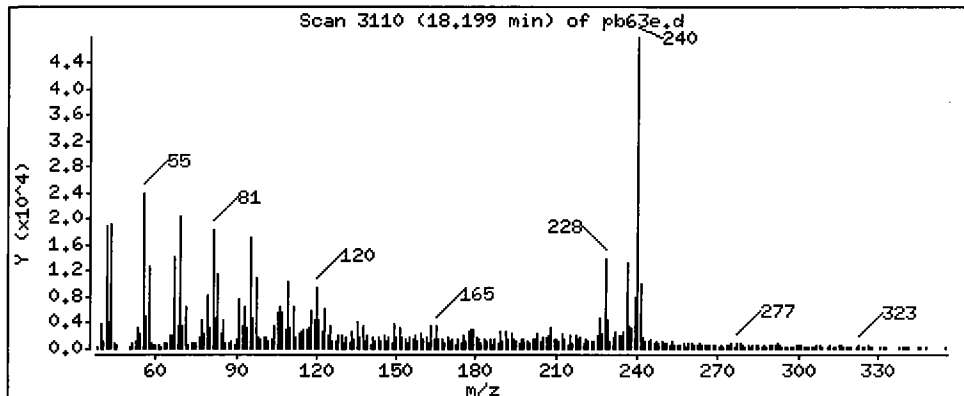
Operator: LJR/VTS

Column phase: ZB-5

Column diameter: 0,32

68 Benzo(a)anthracene

Concentration: 24,03 ug/kg



Date : 16-JUN-2009 15:43

Client ID: 3SED5-B

Instrument: nt6.i

Sample Info: PB63E

Volume Injected (uL): 1.0

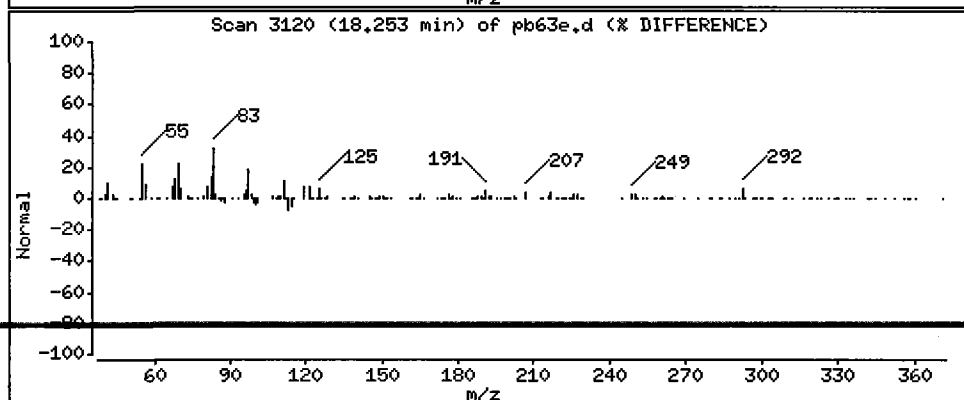
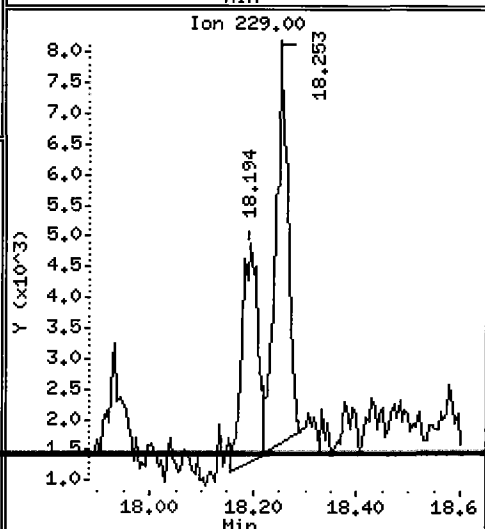
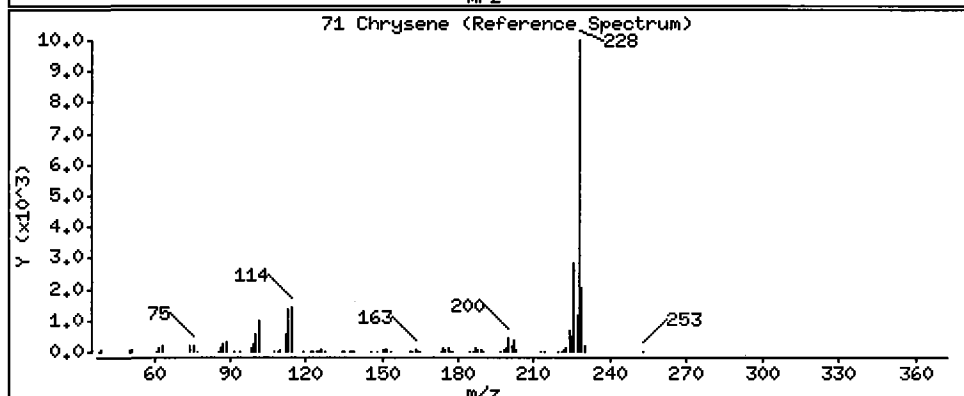
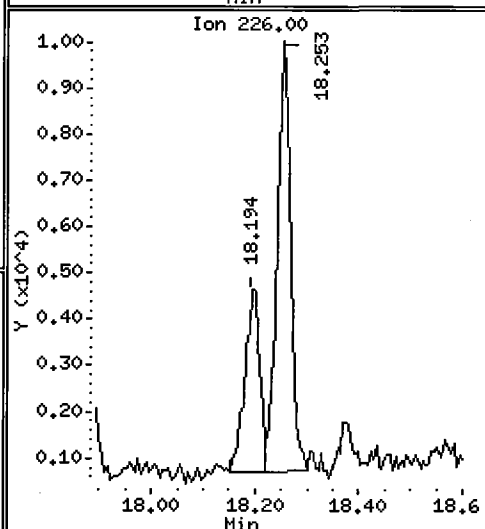
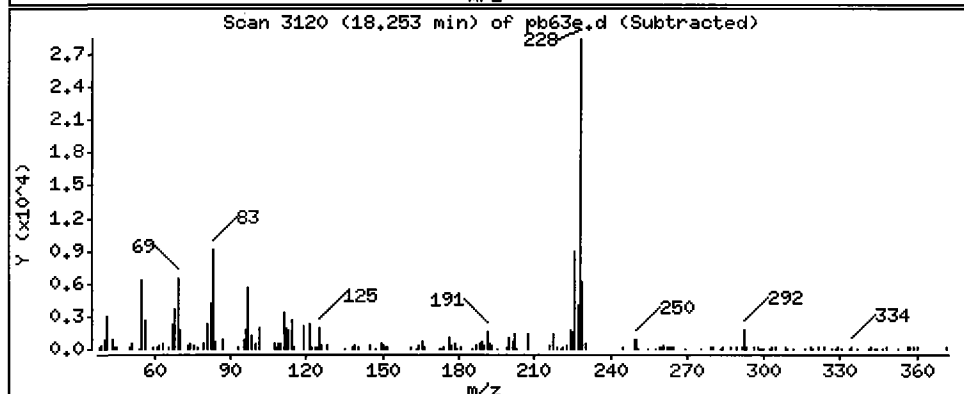
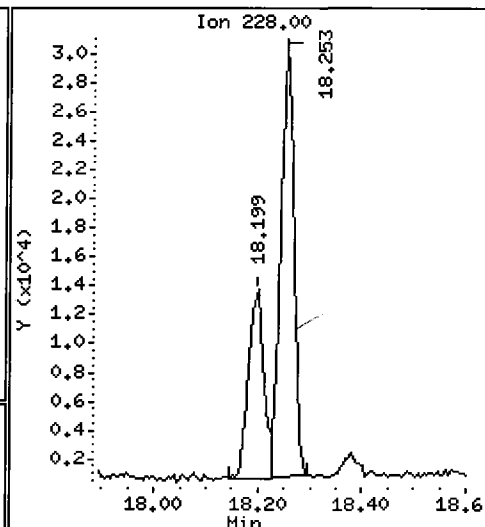
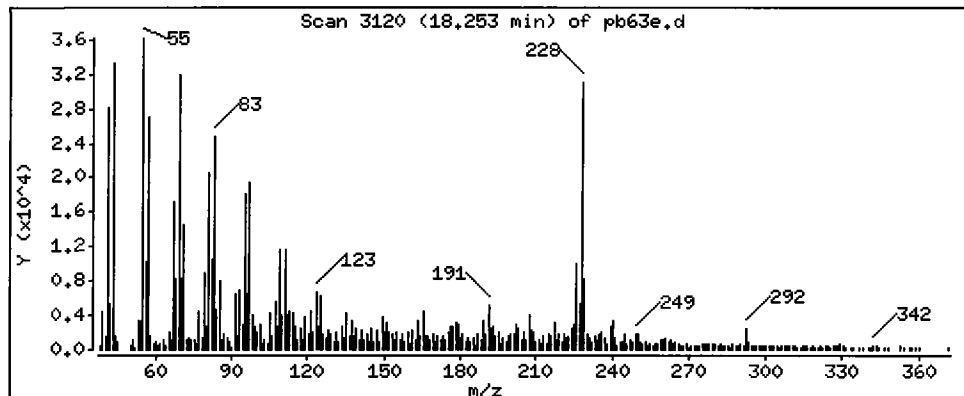
Operator: LJR/VTS

Column phase: ZB-5

Column diameter: 0.32

71 Chrysene

Concentration: 49.18 ug/kg



Date : 16-JUN-2009 15:43

Client ID: 3SED5-B

Instrument: nt6.i

Sample Info: PB63E

Volume Injected (uL): 1.0

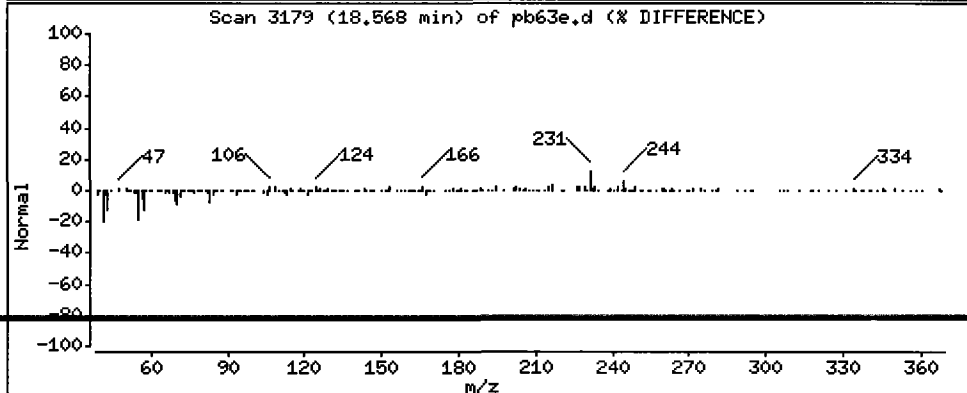
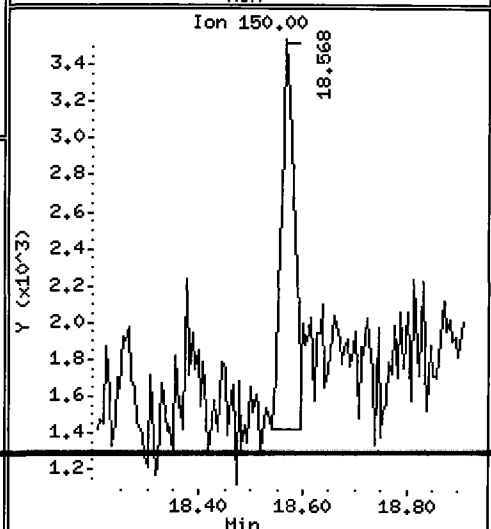
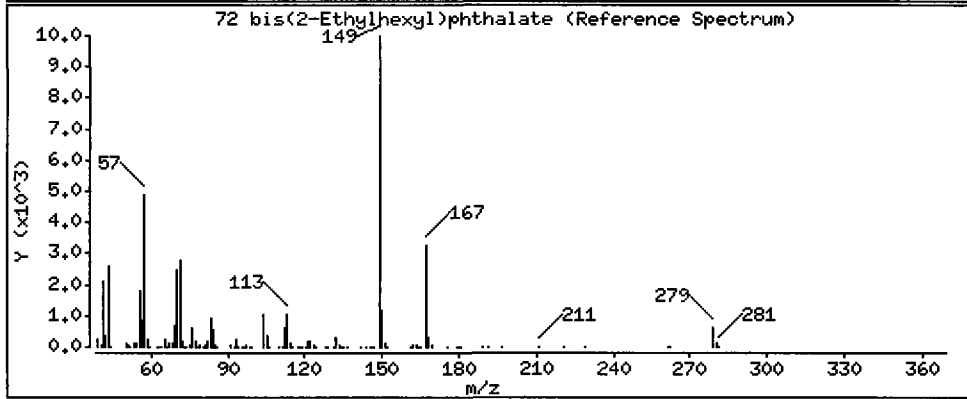
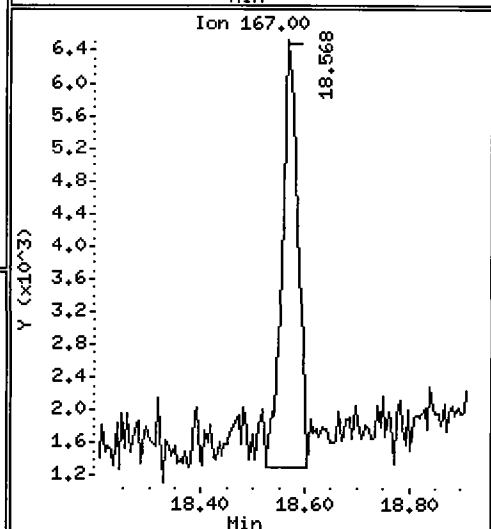
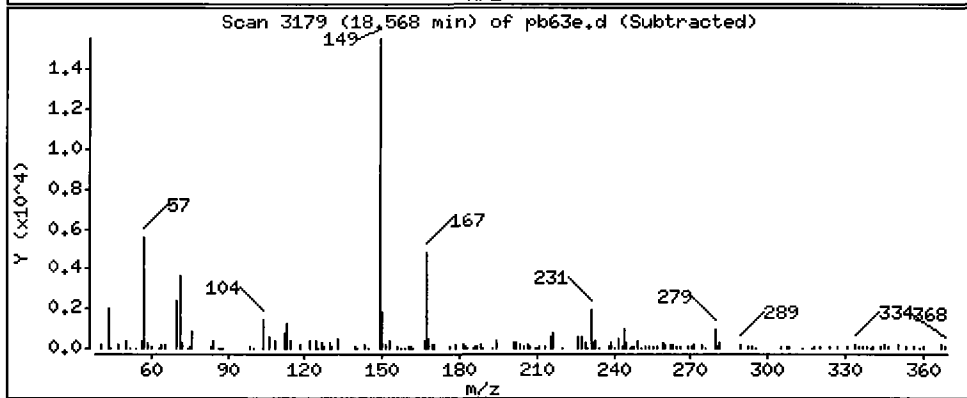
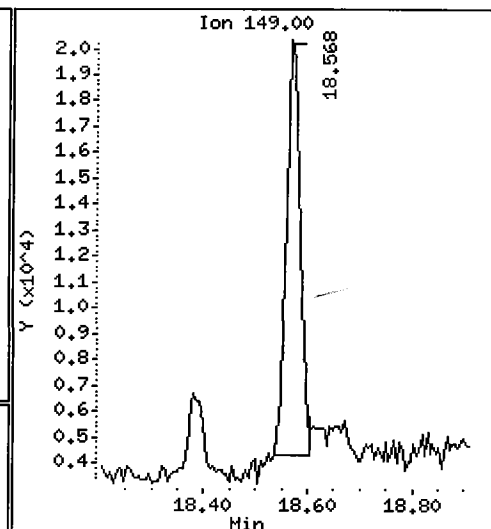
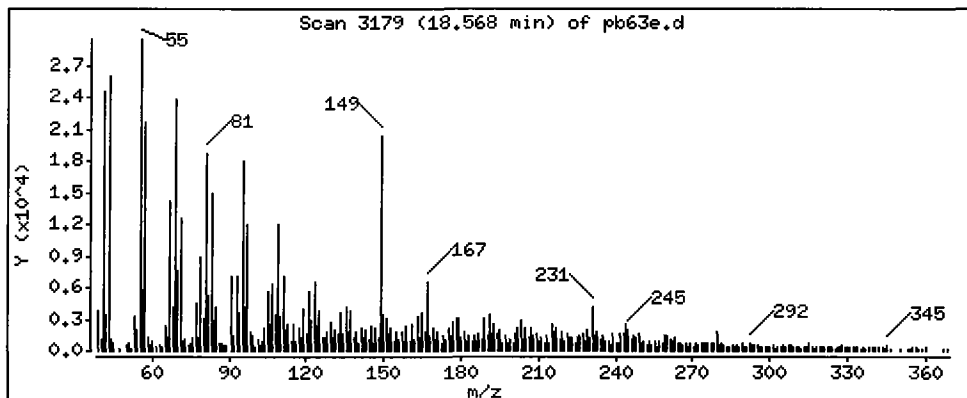
Operator: LJR/VTS

Column phase: ZB-5

Column diameter: 0.32

72 bis(2-Ethylhexyl)phthalate

Concentration: 41.39 ug/kg



Date: 16-JUN-2009 15:43

Client ID: 3SED5-B

Instrument: nt6.i

Sample Info: PB63E

Volume Injected (uL): 1.0

Operator: LJR/VTS

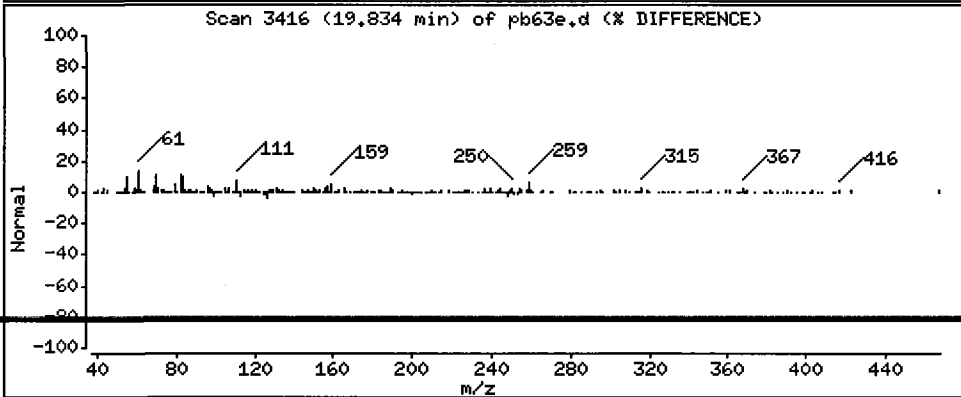
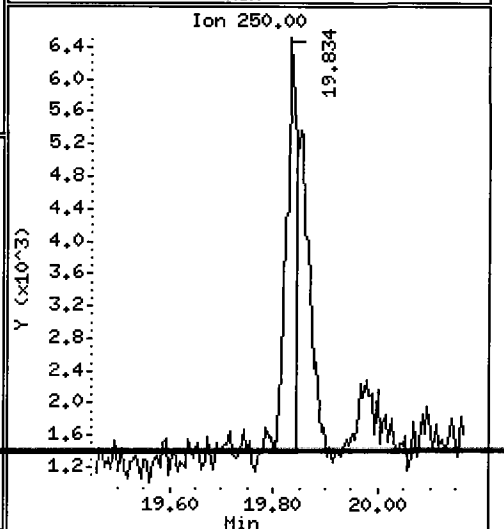
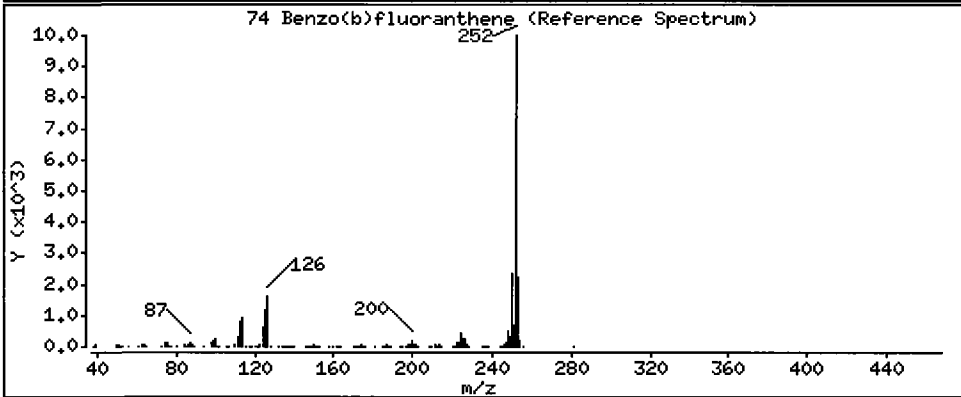
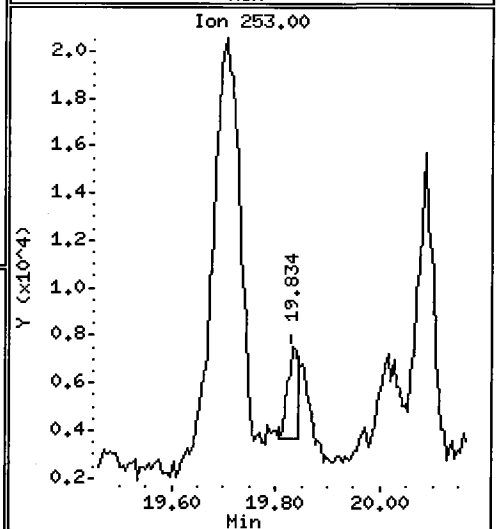
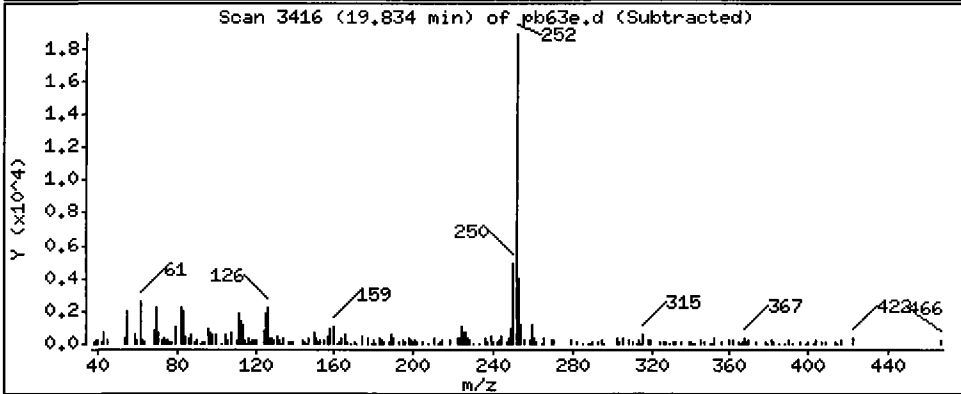
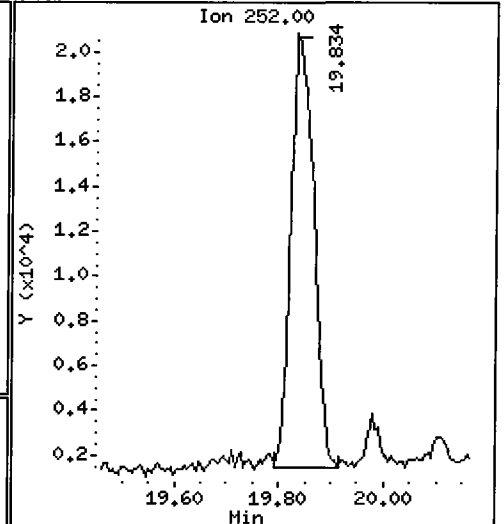
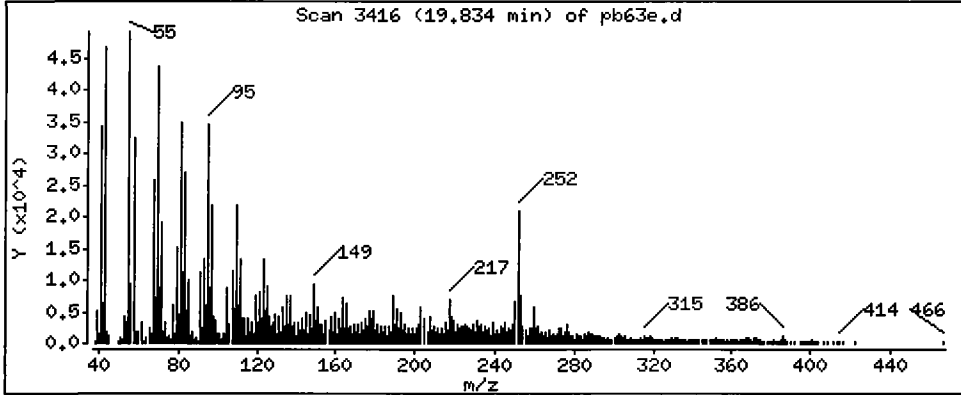
Column phase: ZB-5

Column diameter: 0.32

1/2

74 Benzo(b)fluoranthene

Concentration: 56.95 ug/kg



Date : 16-JUN-2009 15:43

Client ID: 3SED5-B

Instrument: nt6.i

Sample Info: PB63E

Volume Injected (uL): 1.0

Operator: LJR/VTS

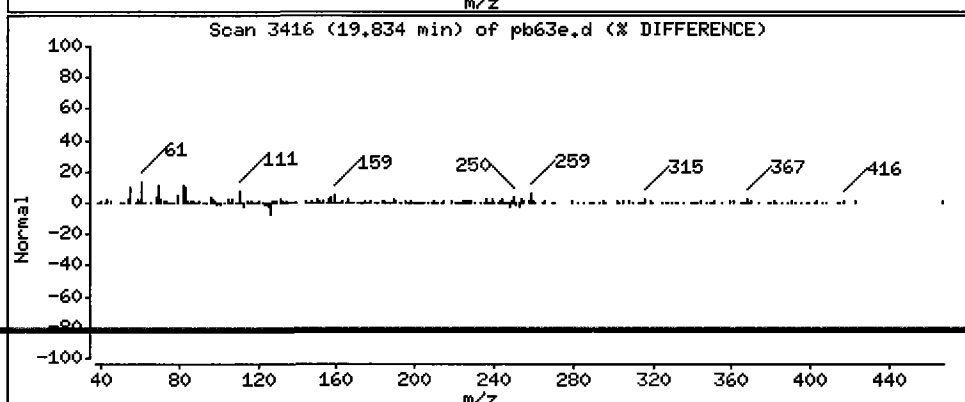
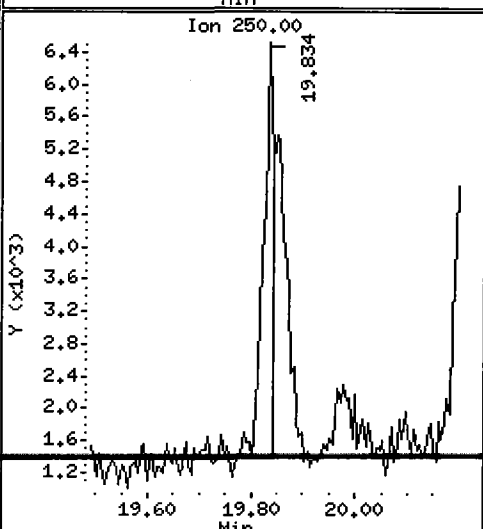
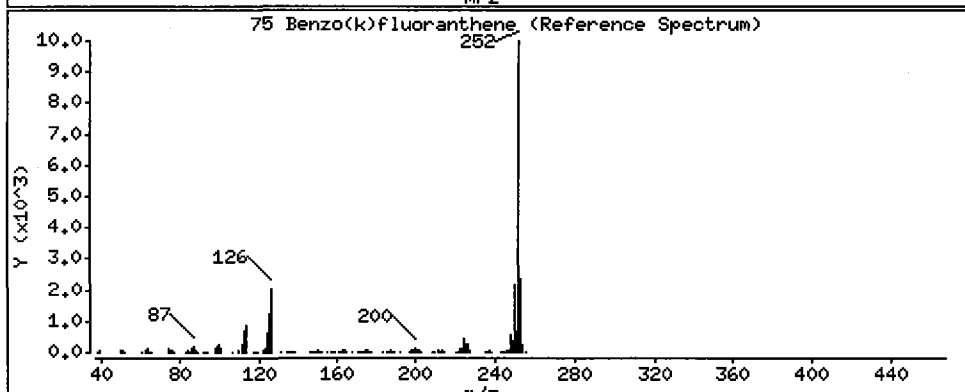
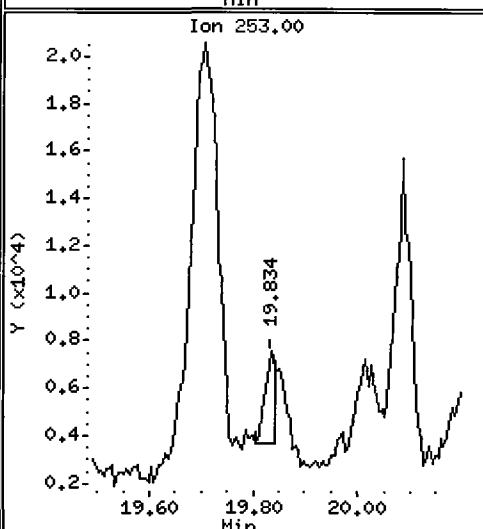
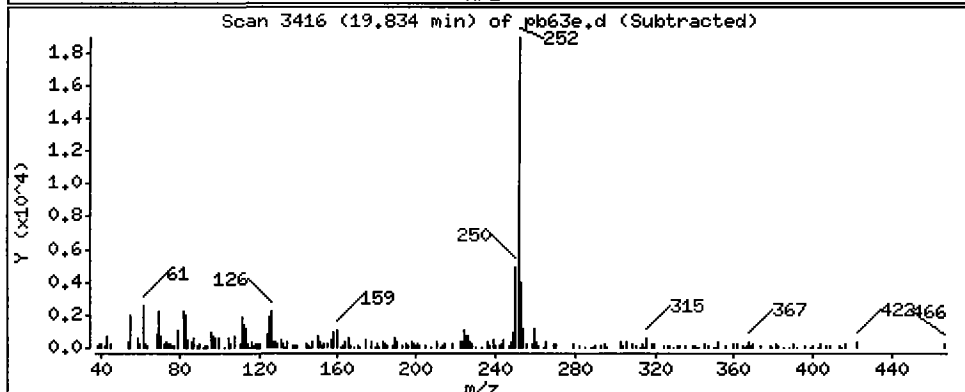
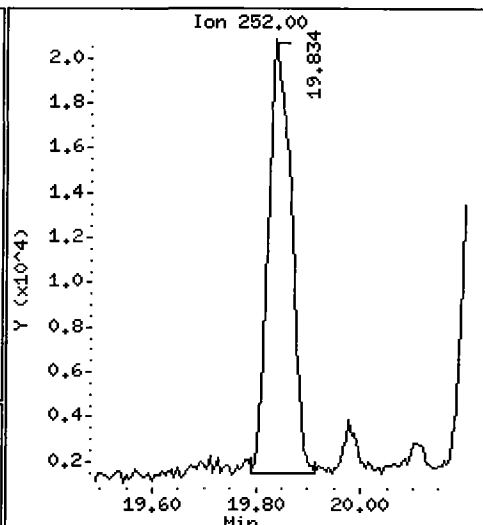
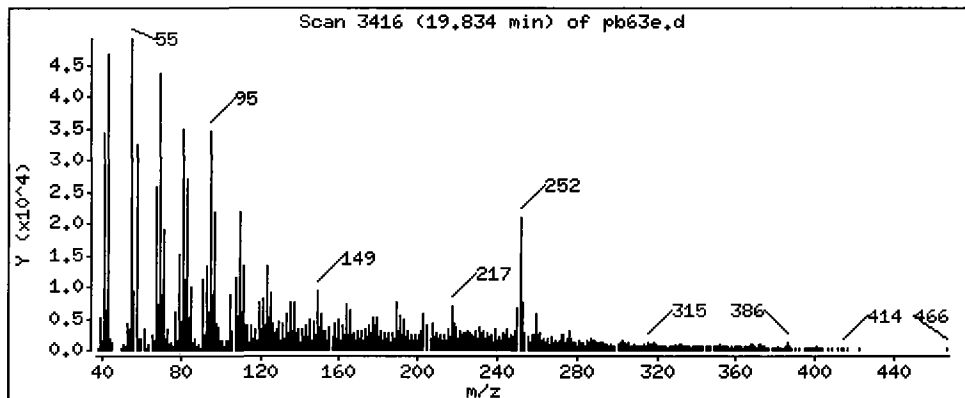
Column phase: ZB-5

Column diameter: 0.32

75 Benzo(k)fluoranthene

Concentration: 55.45 ug/kg

1/2



Date : 16-JUN-2009 15:43

Client ID: 3SED5-B

Instrument: nt6.i

Sample Info: PB63E

Volume Injected (uL): 1.0

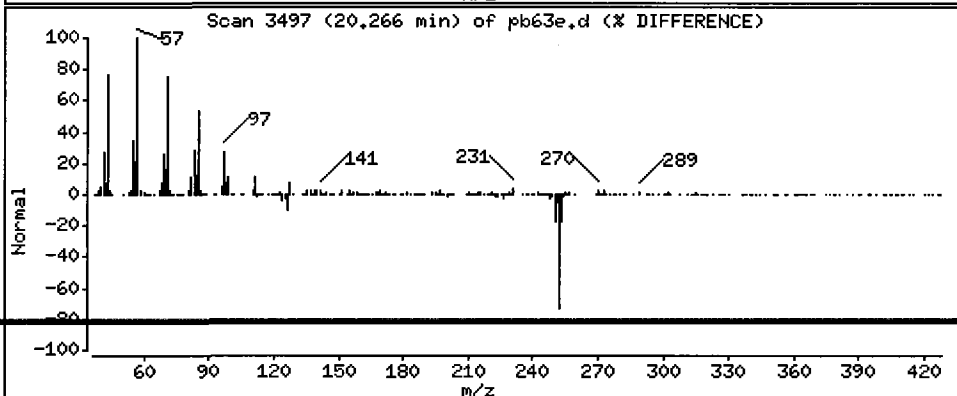
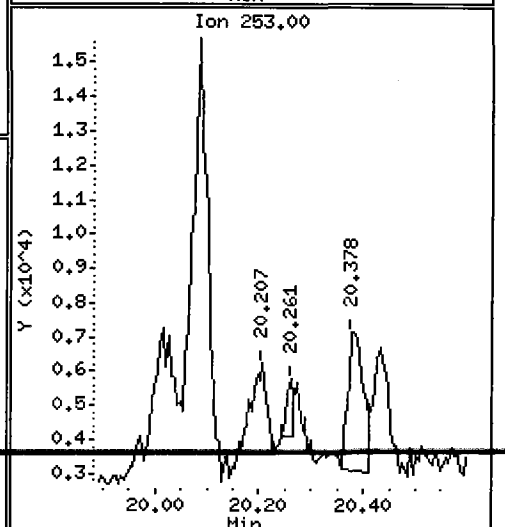
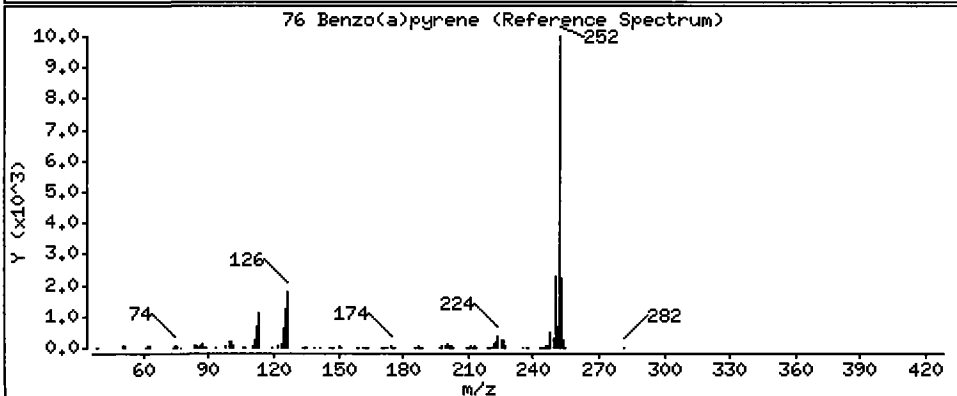
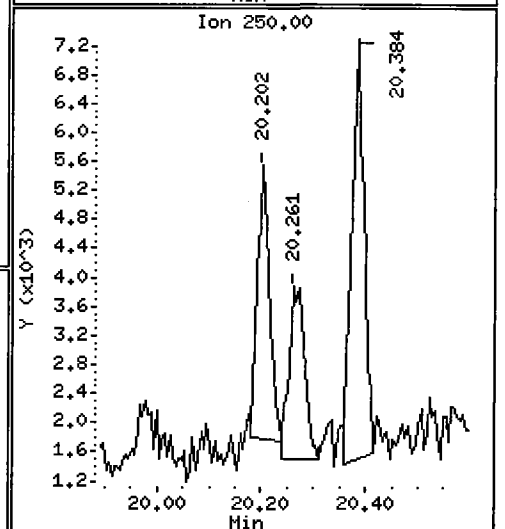
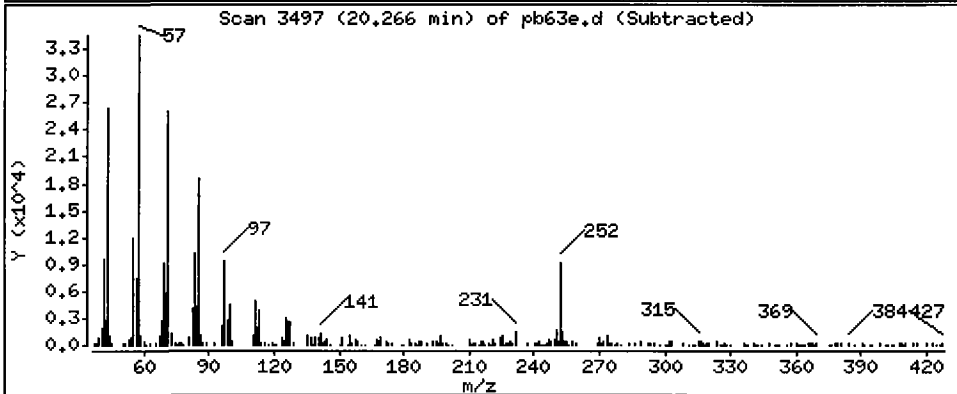
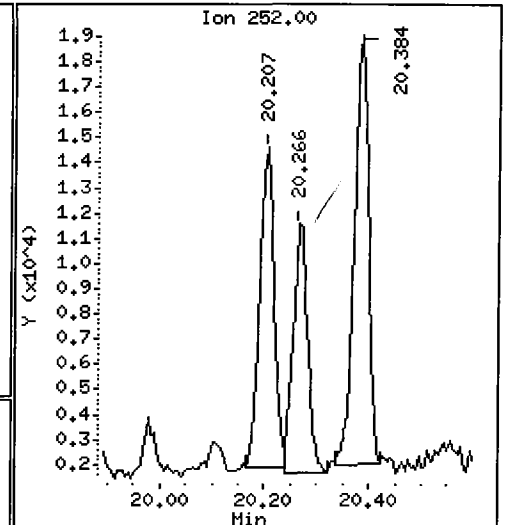
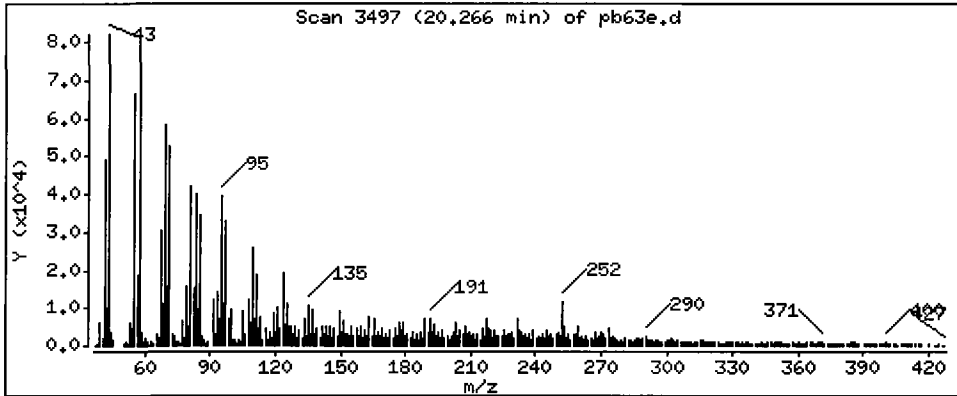
Operator: LJR/VTS

Column phase: ZB-5

Column diameter: 0.32

76 Benzo(a)pyrene

Concentration: 19.96 ug/kg



Date : 16-JUN-2009 15:43

Client ID: 3SED5-B

Instrument: nt6.i

Sample Info: PB63E

Volume Injected (uL): 1.0

Operator: LJR/VTS

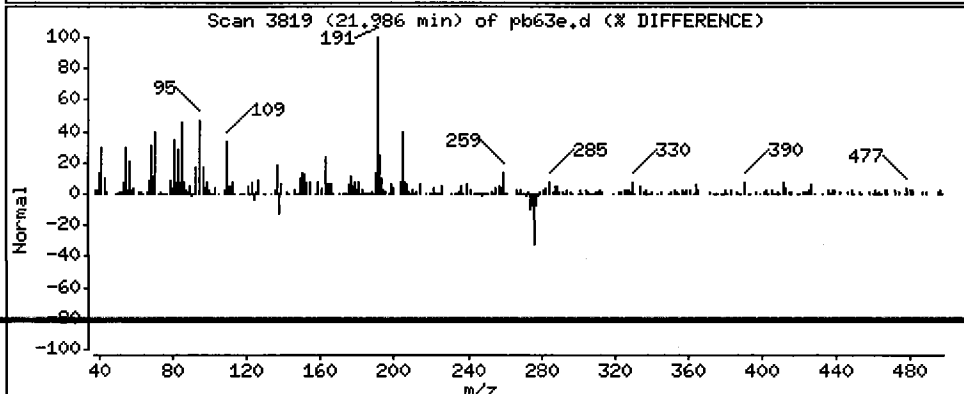
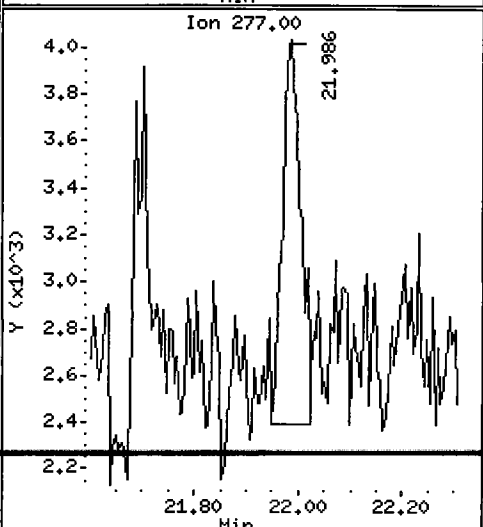
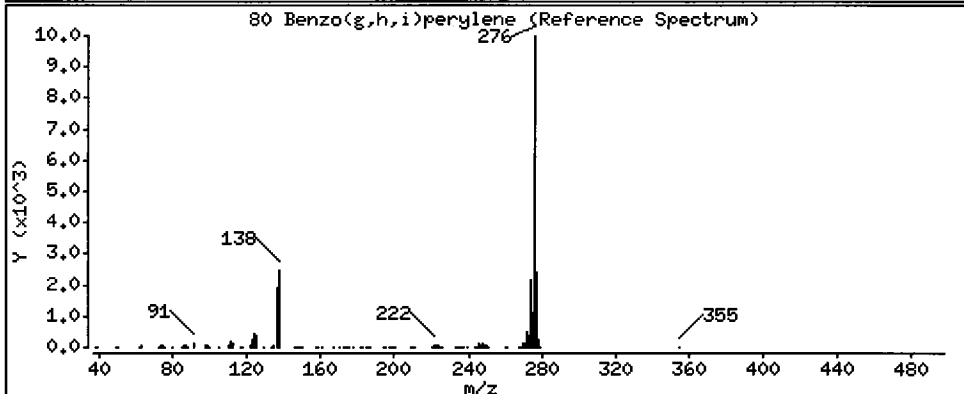
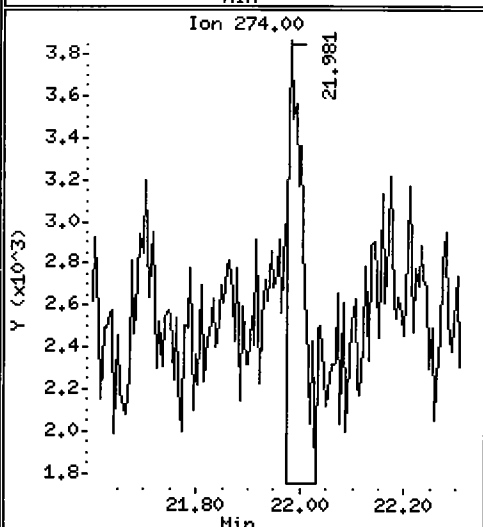
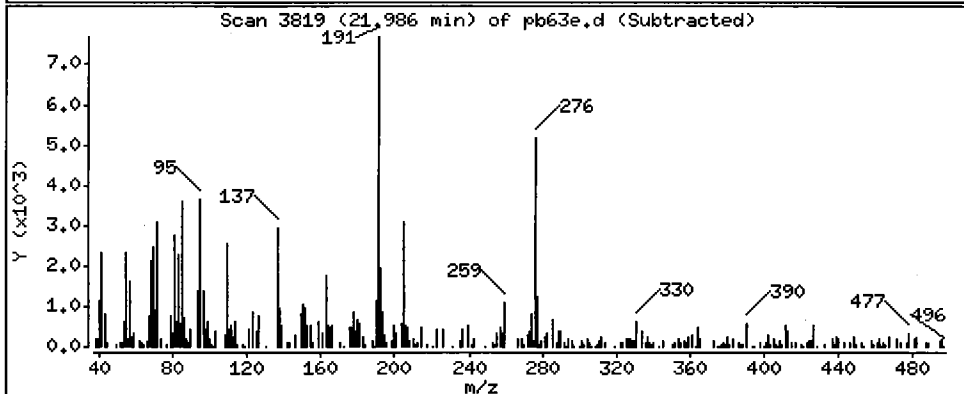
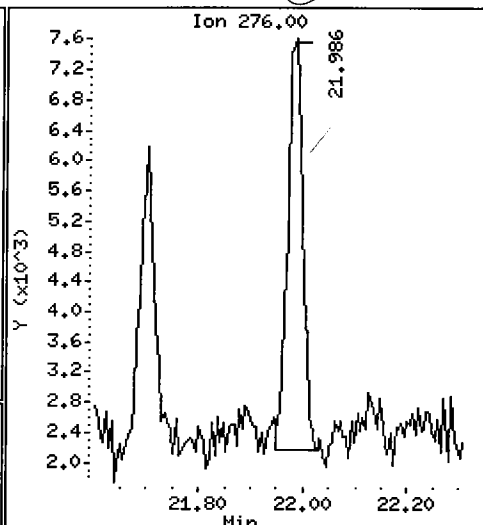
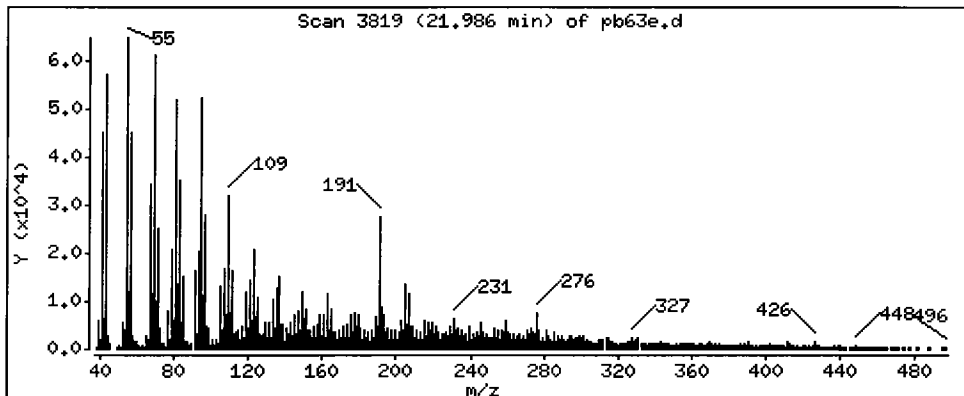
Column phase: ZB-5

Column diameter: 0.32

80 Benzo(g,h,i)perylene

Concentration: 9.938 ug/kg

Peak



ORGANICS ANALYSIS DATA SHEET
PSDDA Semivolatiles by SW8270D GC/MS
 Page 1 of 2

Sample ID: 3SED5-C
SAMPLE

Lab Sample ID: PB63F
 LIMS ID: 09-12947
 Matrix: Sediment
 Data Release Authorized: *AB*
 Reported: 06/18/09

QC Report No: PB63-ENVIRONMENTAL SCIENCE CORP.
 Project: JELD-WEN NORD DOOR
 008.0228.00017
 Date Sampled: 06/05/09
 Date Received: 06/05/09

Date Extracted: 06/10/09
 Date Analyzed: 06/16/09 17:22
 Instrument/Analyst: NT6/LJR
 GPC Cleanup: Yes

Sample Amount: 25.3 g-dry-wt
 Final Extract Volume: 0.5 mL
 Dilution Factor: 1.00
 Percent Moisture: 35.6%

CAS Number	Analyte	RL	Result
108-95-2	Phenol	20	< 20 U
541-73-1	1,3-Dichlorobenzene	20	< 20 U
106-46-7	1,4-Dichlorobenzene	20	< 20 U
100-51-6	Benzyl Alcohol	20	< 20 U
95-50-1	1,2-Dichlorobenzene	20	< 20 U
95-48-7	2-Methylphenol	20	< 20 U
106-44-5	4-Methylphenol	20	< 20 U
67-72-1	Hexachloroethane	20	< 20 U
105-67-9	2,4-Dimethylphenol	20	< 20 U
65-85-0	Benzoic Acid	200	< 200 U
120-82-1	1,2,4-Trichlorobenzene	20	< 20 U
91-20-3	Naphthalene	20	< 20 U
87-68-3	Hexachlorobutadiene	20	< 20 U
91-57-6	2-Methylnaphthalene	20	< 20 U
131-11-3	Dimethylphthalate	20	< 20 U
208-96-8	Acenaphthylene	20	< 20 U
83-32-9	Acenaphthene	20	< 20 U
132-64-9	Dibenzofuran	20	< 20 U
84-66-2	Diethylphthalate	20	< 20 U
86-73-7	Fluorene	20	< 20 U
86-30-6	N-Nitrosodiphenylamine	20	< 20 U
118-74-1	Hexachlorobenzene	20	< 20 U
87-86-5	Pentachlorophenol	99	< 99 U
85-01-8	Phenanthrene	20	98
120-12-7	Anthracene	20	14 J
84-74-2	Di-n-Butylphthalate	20	< 20 U
206-44-0	Fluoranthene	20	390
129-00-0	Pyrene	20	230
85-68-7	Butylbenzylphthalate	20	< 20 U
56-55-3	Benzo (a) anthracene	20	41
117-81-7	bis (2-Ethylhexyl) phthalate	20	60
218-01-9	Chrysene	20	90
117-84-0	Di-n-Octyl phthalate	20	< 20 U
205-99-2	Benzo (b) fluoranthene	20	49
207-08-9	Benzo (k) fluoranthene	20	49
50-32-8	Benzo (a) pyrene	20	35
193-39-5	Indeno (1,2,3-cd) pyrene	20	< 20 U

ORGANICS ANALYSIS DATA SHEET
PSDDA Semivolatiles by SW8270D GC/MS
 Page 2 of 2

Sample ID: 3SED5-C
SAMPLE

Lab Sample ID: PB63F
 LIMS ID: 09-12947
 Matrix: Sediment
 Date Analyzed: 06/16/09 17:22

QC Report No: PB63-ENVIROMENTAL SCIENCE CORP.
 Project: JELD-WEN NORD DOOR
 008.0228.00017

CAS Number	Analyte	RL	Result
53-70-3	Dibenz (a,h) anthracene	20	< 20 U
191-24-2	Benzo (g,h,i) perylene	20	12 J
90-12-0	1-Methylnaphthalene	20	< 20 U

Reported in µg/kg (ppb)

Semivolatile Surrogate Recovery

d5-Nitrobenzene	61.6%	2-Fluorobiphenyl	78.0%
d14-p-Terphenyl	87.2%	d4-1,2-Dichlorobenzene	52.4%
d5-Phenol	62.9%	2-Fluorophenol	62.1%
2,4,6-Tribromophenol	72.5%	d4-2-Chlorophenol	63.7%

Analytical Resources, Inc.

Semivolatiles Report SW846 Method 8270D

Data file : /chem1/nt6.i/20090616.b/pb63f.d
 Lab Smp Id: PB63F Client Smp ID: 3SED5-C
 Inj Date : 16-JUN-2009 17:22 Inst ID: nt6.i
 Operator : LJR/VTS
 Smp Info : PB63F
 Misc Info : 09-12947
 Comment : 1ul Injection
 Method : /chem1/nt6.i/20090616.b/SW846.m
 Meth Date : 17-Jun-2009 11:06 jeff Quant Type: ISTD
 Cal Date : 11-JUN-2009 14:21 Cal File: 0050611a.d
 Als bottle: 11
 Dil Factor: 1.00000
 Integrator: HP RTE Compound Sublist: PSDDA.sub
 Target Version: 3.50

LJR
6/17/09

Concentration Formula: Amt * DF * Vt / (Ws * (100 - M) / 100) * CpndVariable

Name	Value	Description
DF	1.00000	Dilution Factor
Vt	500.00000	Volume of final extract (uL)
Ws	39.20000	Weight of sample extracted (g)
M	35.60000	% Moisture

Cpnd Variable

Local Compound Variable

Compounds	QUANT SIG	RT	EXP RT	REL RT	RESPONSE	CONCENTRATIONS	
						ON-COLUMN (ug/mL)	FINAL (ug/kg)
\$ 1 2-Fluorophenol	112	4.697	4.638	(0.697)	178850	23.3014	461.5
\$ 2 Phenol-d5	99	6.497	6.428	(0.964)	243752	23.6486	468.4
3 Phenol	94	Compound Not Detected.					
\$ 5 2-Chlorophenol-d4	132	6.465	6.438	(0.959)	150219	23.9170	473.7
4 Bis(2-Chloroethyl) ether	93	Compound Not Detected.					
6 2-Chlorophenol	128	Compound Not Detected.					
7 1,3-Dichlorobenzene	146	Compound Not Detected.					
* 8 1,4-Dichlorobenzene-d4	152	6.743	6.732	(1.000)	93100	20.0000	
9 1,4-Dichlorobenzene	146	Compound Not Detected.					
\$ 10 1,2-Dichlorobenzene-d4	152	7.047	7.036	(1.045)	60838	13.1232	259.9
12 1,2-Dichlorobenzene	146	Compound Not Detected.					
11 Benzyl alcohol	108	Compound Not Detected.					
14 2,2'-oxybis(1-Chloropropane)	45	Compound Not Detected.					
13 2-Methylphenol	108	Compound Not Detected.					
17 Hexachloroethane	117	Compound Not Detected.					

Compounds	QUANT SIG MASS	RT	EXP RT	REL RT	RESPONSE	CONCENTRATIONS	
						ON-COLUMN (ug/mL)	FINAL (ug/kg)
16 N-Nitroso-di-n-propylamine	70						
15 4-Methylphenol	108						
\$ 18 Nitrobenzene-d5	82	7.704	7.704	(0.875)	149957	15.3517	304.1
19 Nitrobenzene	77						
20 Isophorone	82						
21 2-Nitrophenol	139						
22 2,4-Dimethylphenol	107						
23 Bis(2-Chloroethoxy)methane	93						
24 Benzoic acid	105						
25 2,4-Dichlorophenol	162						
26 1,2,4-Trichlorobenzene	180						
* 27 Naphthalene-d8	136	8.804	8.804	(1.000)	318059	20.0000	
28 Naphthalene	128						
29 4-Chloroaniline	127						
30 Hexachlorobutadiene	225						
31 4-Chloro-3-methylphenol	107						
32 2-Methylnaphthalene	141						
33 Hexachlorocyclopentadiene	237						
34 2,4,6-Trichlorophenol	196						
35 2,4,5-Trichlorophenol	196						
\$ 36 2-Fluorobiphenyl	172	10.626	10.626	(0.913)	235051	19.4887	386.0
37 2-Chloronaphthalene	162						
38 2-Nitroaniline	65						
39 Dimethylphthalate	163						
40 Acenaphthylene	152						
41 2,6-Dinitrotoluene	165						
* 42 Acenaphthene-d10	164	11.640	11.635	(1.000)	162375	20.0000	
43 3-Nitroaniline	138						
44 Acenaphthene	153						
45 2,4-Dinitrophenol	184						
46 Dibenzofuran	168						
47 4-Nitrophenol	109						
48 2,4-Dinitrotoluene	165						
50 Diethylphthalate	149						
49 Fluorene	166						
51 4-Chlorophenyl-phenylether	204						
52 4-Nitroaniline	138						
53 4,6-Dinitro-2-methylphenol	198						
54 N-Nitrosodiphenylamine	169						
\$ 55 2,4,6-Tribromophenol	330	12.928	12.917	(1.111)	42066	27.1702	538.1
56 4-Bromophenyl-phenylether	248						
57 Hexachlorobenzene	284						
58 Pentachlorophenol	266						
* 59 Phenanthrene-d10	188	13.969	13.964	(1.000)	239738	20.0000	
60 Phenanthrene	178	14.001	14.001	(1.002)	75108	4.93589	97.76
61 Anthracene	178	14.076	14.071	(1.008)	10421	0.67552	13.38
62 Carbazole	167						

Compounds	QUANT SIG MASS	RT	EXP RT	REL RT	RESPONSE	CONCENTRATIONS	
						ON-COLUMN (ug/mL)	FINAL (ug/kg)
63 Di-n-butylphthalate	149						
64 Fluoranthene	202	15.913	15.903	(1.139)	308356	19.8486	393.1
65 Pyrene	202	16.250	16.239	(0.892)	209263	11.8251	234.2
\$ 66 Terphenyl-d14	244	16.624	16.613	(0.912)	248808	21.8094	432.0
67 Butylbenzylphthalate	149						
68 Benzo(a)anthracene	228	18.199	18.183	(0.999)	32348	2.05192	40.64
* 69 Chrysene-d12	240	18.221	18.210	(1.000)	213594	20.0000	
70 3,3'-Dichlorobenzidine	252						
71 Chrysene	228	18.258	18.247	(1.002)	68714	4.55214	90.16
72 bis(2-Ethylhexyl)phthalate	149	18.573	18.557	(0.953)	29908	3.06135	60.63
* 134 Di-n-octylphthalate-d4	153	19.497	19.486	(1.000)	314993	20.0000	
73 Di-n-octylphthalate	149						
74 Benzo(b)fluoranthene	252	19.844	19.812	(0.975)	54510	5.04708	99.96-2.110
75 Benzo(k)fluoranthene	252	19.844	19.844	(0.975)	54510	4.91385	97.32-2.110
76 Benzo(a)pyrene	252	20.266	20.245	(0.996)	17396	1.77932	35.24
* 77 Perylene-d12	264	20.352	20.325	(1.000)	149040	20.0000	
78 Indeno(1,2,3-cd)pyrene	276						
79 Dibenzo(a,h)anthracene	278						
80 Benzo(g,h,i)perylene	276	21.981	21.954	(1.080)	7035	0.61763 LDL	12.23 (M)
90 N-Nitrosodimethylamine	74						
91 Aniline	93						
93 Benzidine	184						
103 Pyridine	79						
105 1-methylnaphthalene	141						
111 Azobenzene (1,2-DP-Hydrazine)	77						

QC Flag Legend

M - Compound response manually integrated.

Analytical Resources, Inc.

INTERNAL STANDARD COMPOUNDS
 AREA AND RT SUMMARY

Instrument ID: nt6.i
 Lab File ID: pb63f.d
 Lab Smp Id: PB63F
 Analysis Type: SV
 Quant Type: ISTD
 Operator: LJR/VTS
 Method File: /chem1/nt6.i/20090616.b/SW846.m
 Misc Info: 09-12947

Calibration Date: 16-JUN-2009
 Calibration Time: 11:54
 Client Smp ID: 3SED5-C
 Level: LOW
 Sample Type: Sediment

Test Mode:
 Use Initial Calibration Level 4.

COMPOUND	STANDARD	AREA LIMIT		SAMPLE	%DIFF
		LOWER	UPPER		
8 1,4-Dichlorobenze	112389	56194	224778	93100	-17.16
27 Naphthalene-d8	384492	192246	768984	318059	-17.28
42 Acenaphthene-d10	217478	108739	434956	162375	-25.34
59 Phenanthrene-d10	336594	168297	673188	239738	-28.78
69 Chrysene-d12	247160	123580	494320	213594	-13.58
134 Di-n-octylphthala	347036	173518	694072	314993	-9.23
77 Perylene-d12	232938	116469	465876	149040	-36.02

COMPOUND	STANDARD	RT LIMIT		SAMPLE	%DIFF
		LOWER	UPPER		
8 1,4-Dichlorobenze	6.73	6.23	7.23	6.74	0.16
27 Naphthalene-d8	8.80	8.30	9.30	8.80	0.00
42 Acenaphthene-d10	11.64	11.14	12.14	11.64	0.05
59 Phenanthrene-d10	13.96	13.46	14.46	13.97	0.04
69 Chrysene-d12	18.21	17.71	18.71	18.22	0.06
134 Di-n-octylphthala	19.49	18.99	19.99	19.50	0.05
77 Perylene-d12	20.32	19.82	20.82	20.35	0.13

AREA UPPER LIMIT = +100% of internal standard area.
 AREA LOWER LIMIT = - 50% of internal standard area.
 RT UPPER LIMIT = + 0.50 minutes of internal standard RT.
 RT LOWER LIMIT = - 0.50 minutes of internal standard RT.

Analytical Resources, Inc.

RECOVERY REPORT

Client Name: ESC
 Sample Matrix: SOLID
 Lab Smp Id: PB63F
 Level: LOW
 Data Type: MS DATA
 SpikeList File: PSDDALCS.spk
 Sublist File: PSDDA.sub
 Method File: /chem1/nt6.i/20090616.b/SW846.m
 Misc Info: 09-12947

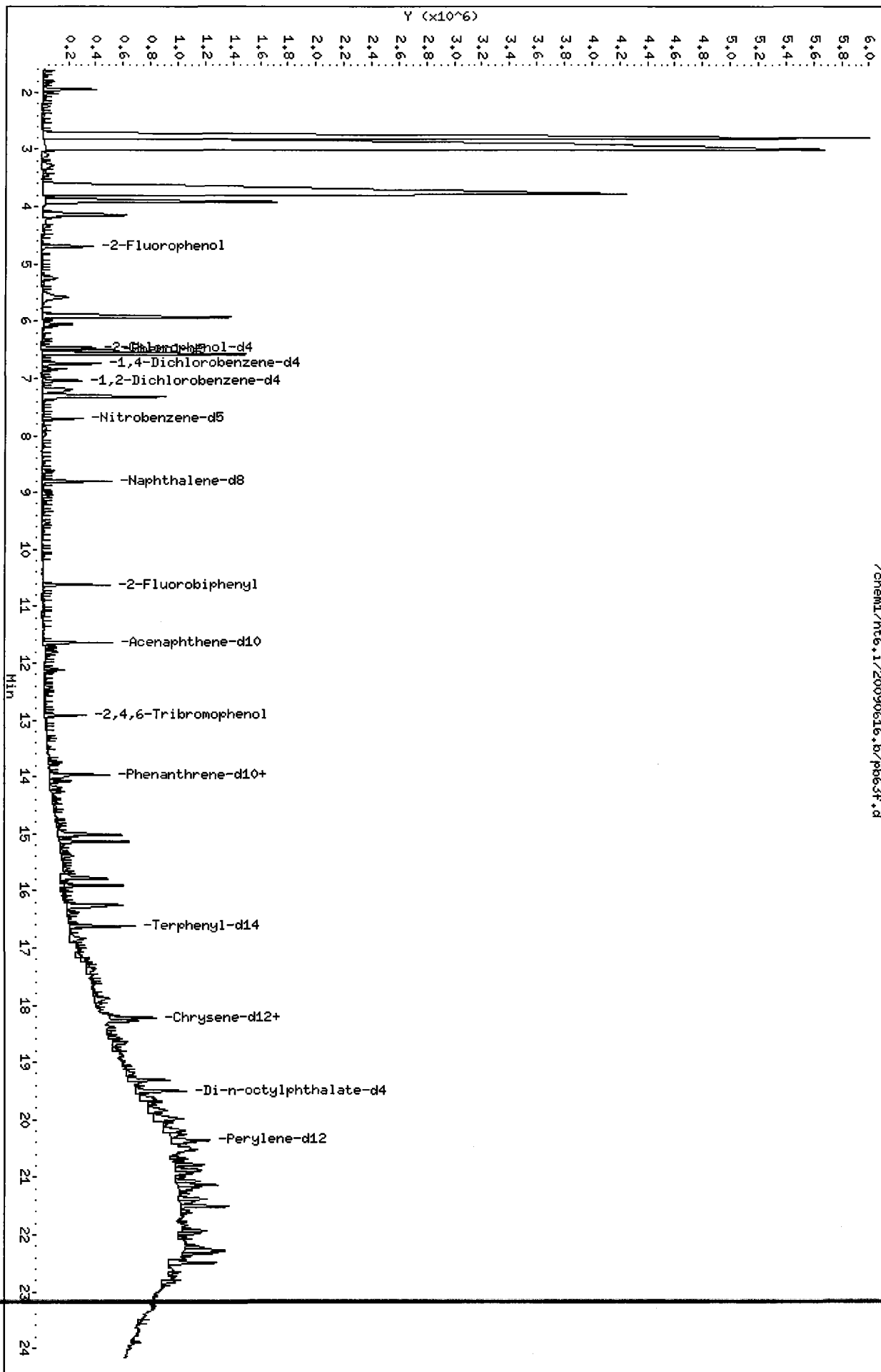
Client SDG: PB63
 Fraction: SV
 Client Smp ID: 3SED5-C
 Operator: LJR/VTS
 SampleType: SAMPLE
 Quant Type: ISTD

SURROGATE COMPOUND	CONC ADDED ug/kg	CONC RECOVERED ug/kg	% RECOVERED	LIMITS
\$ 1 2-Fluorophenol	742.7	461.5	62.14	21-100
\$ 2 Phenol-d5	742.7	468.4	63.06	10-100
\$ 5 2-Chlorophenol-d4	742.7	473.7	63.78	30-100
\$ 10 1,2-Dichlorobenzen	495.2	259.9	52.49	24-100
\$ 18 Nitrobenzene-d5	495.2	304.1	61.41	26-100
\$ 36 2-Fluorobiphenyl	495.2	386.0	77.95	32-100
\$ 55 2,4,6-Tribromophen	742.7	538.1	72.45	33-118
\$ 66 Terphenyl-d14	495.2	432.0	87.24	21-97

Data File: /chem1/nt6.i/20090616.b/pb63f.d
Date: 16-JUN-2009 17:22
Client ID: 3SEDS-C
Sample Info: PB63F
Volume Injected (uL): 1.0
Column phase: ZB-5

Instrument: nt6.i
Operator: LJR/VTS
Column diameter: 0.32

/chem1/nt6.i/20090616.b/pb63f.d



Date : 16-JUN-2009 17:22

Client ID: 3SED5-C

Instrument: nt6.i

Sample Info: PB63F

Volume Injected (uL): 1.0

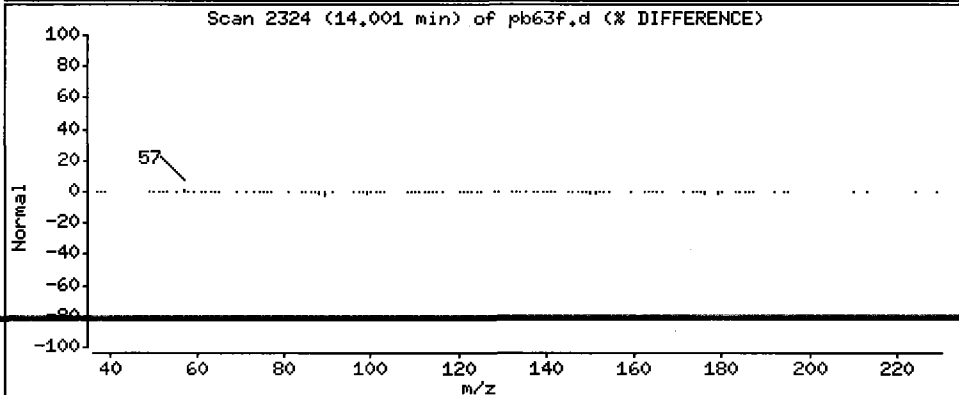
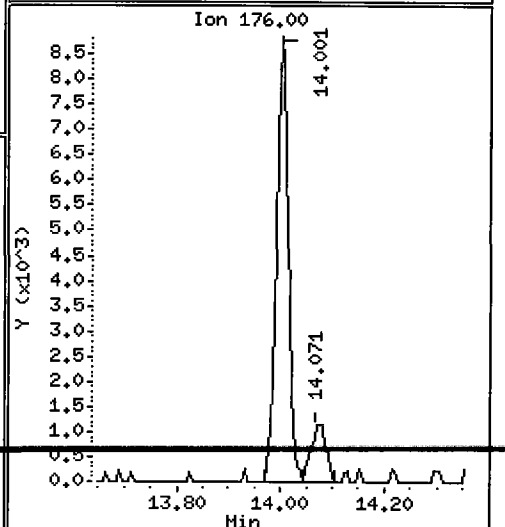
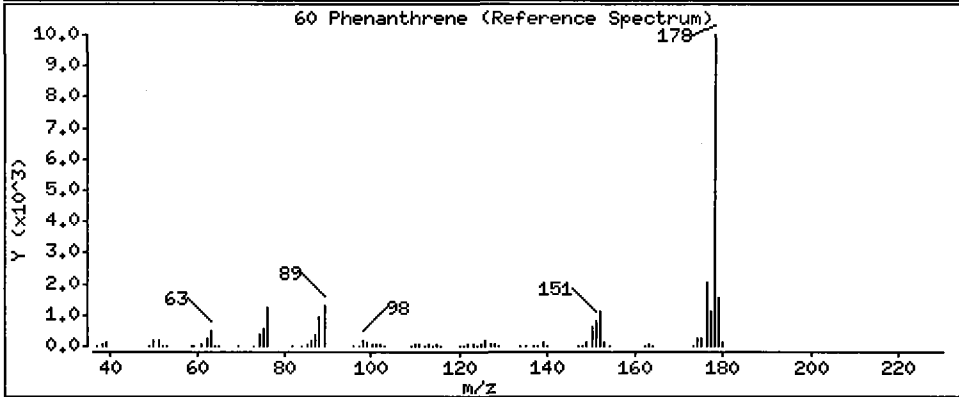
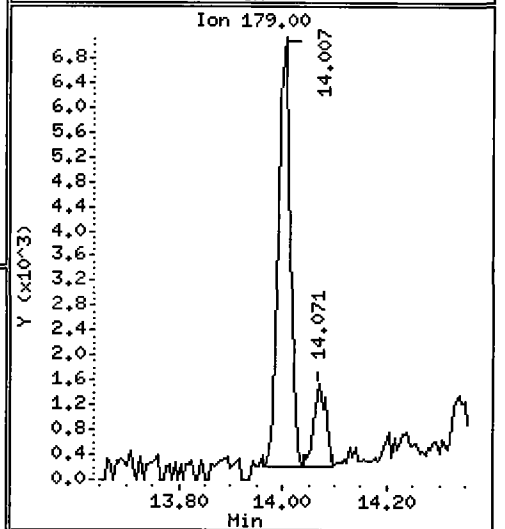
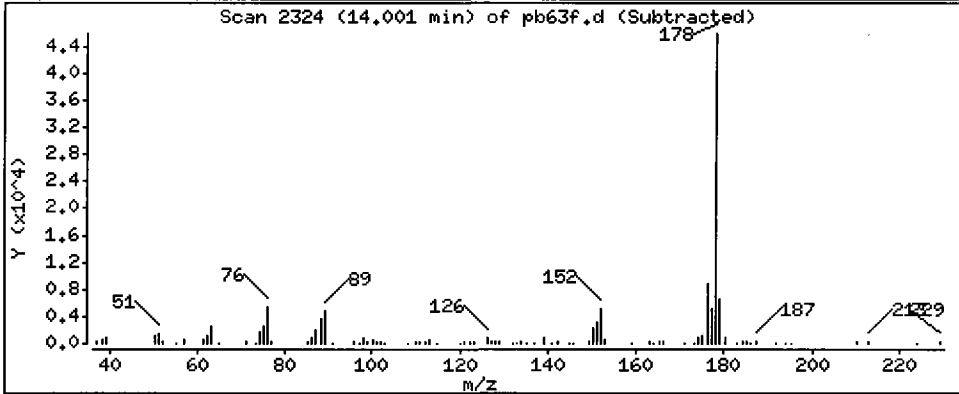
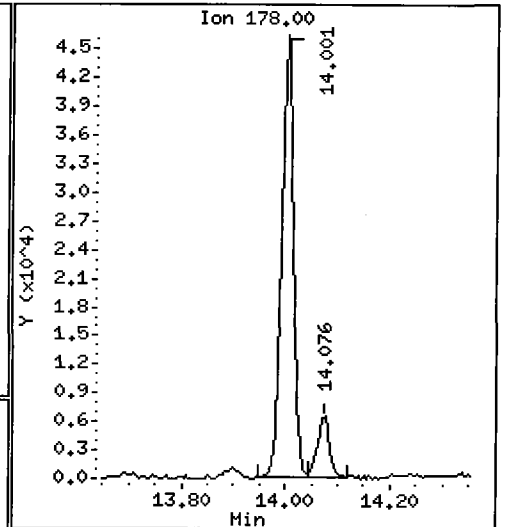
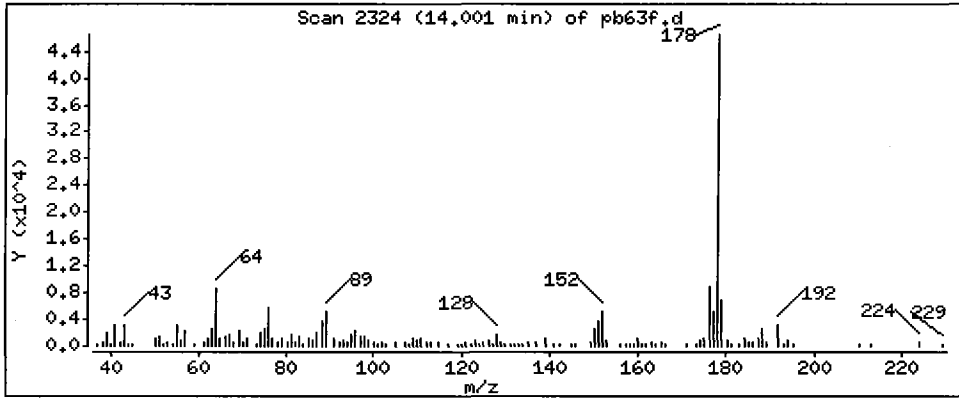
Operator: LJR/VTS

Column phase: ZB-5

Column diameter: 0.32

60 Phenanthrene

Concentration: 97.76 ug/kg



Date: 16-JUN-2009 17:22

Client ID: 3SED5-C

Instrument: nt6.i

Sample Info: PB63F

Volume Injected (uL): 1.0

Operator: LJR/VTS

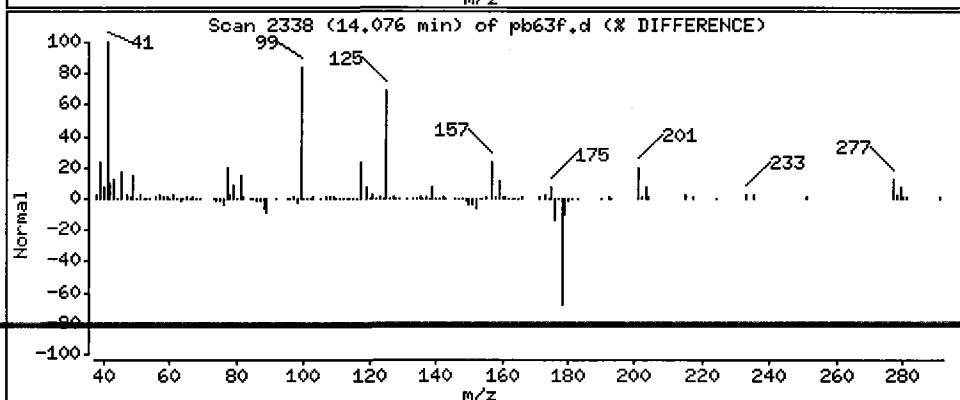
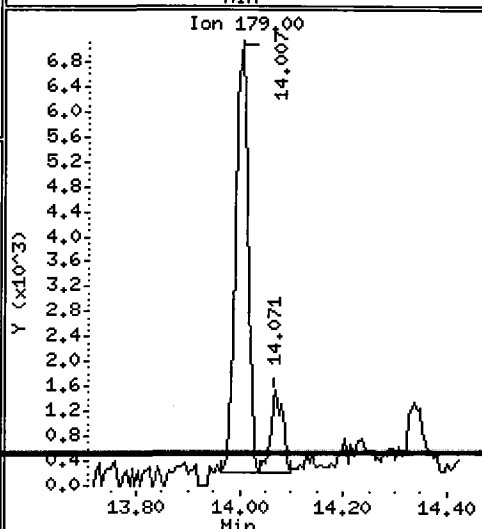
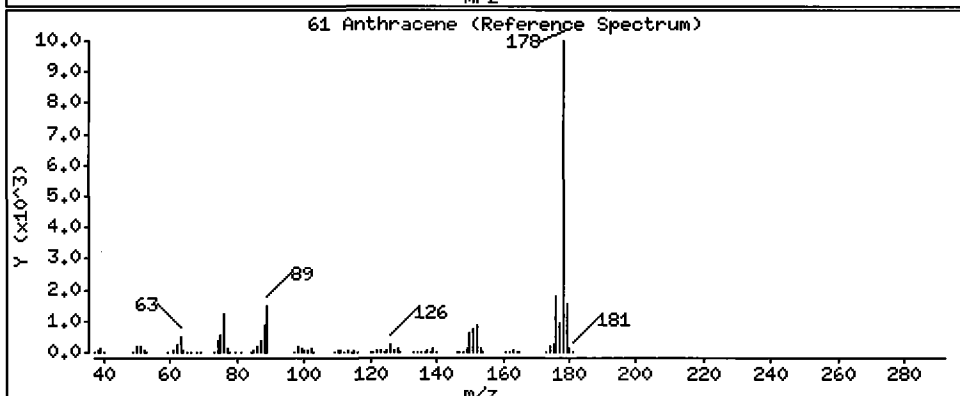
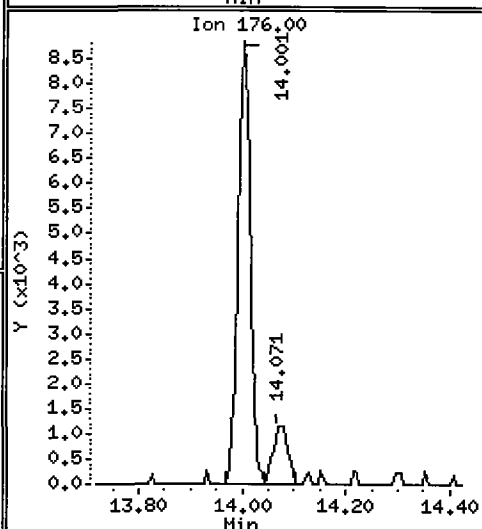
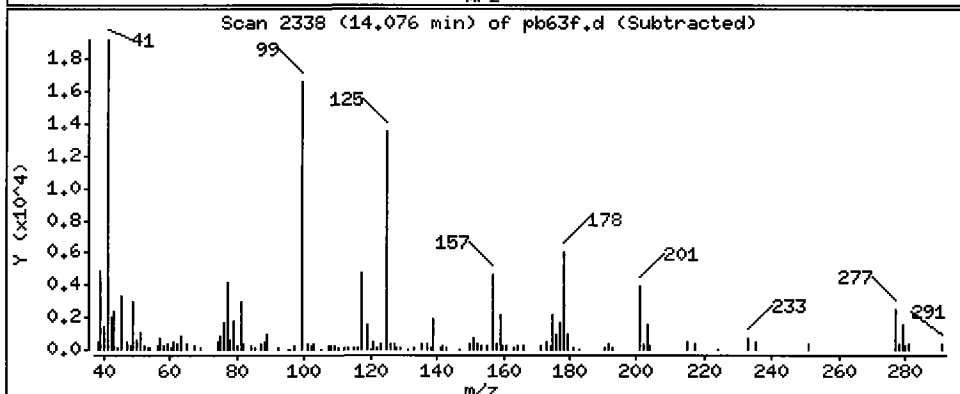
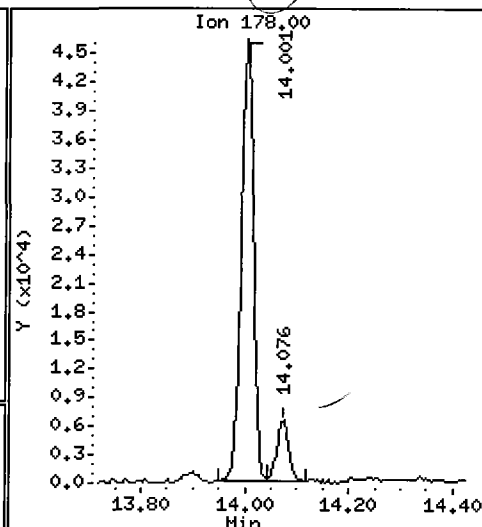
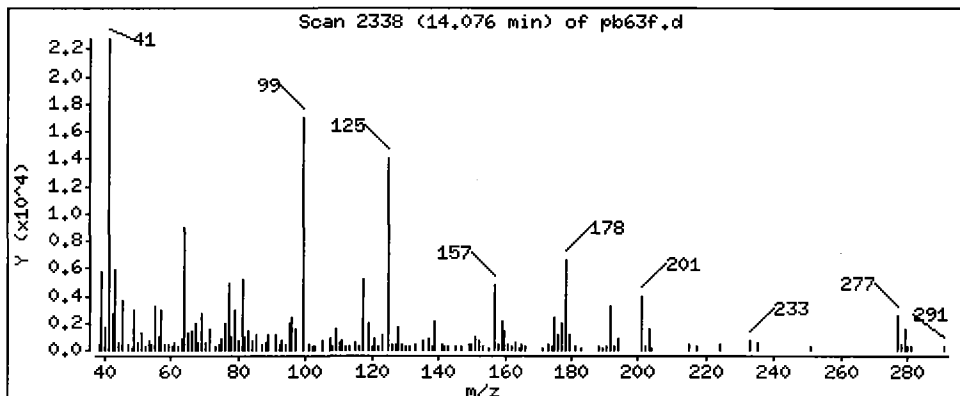
Column phase: ZB-5

Column diameter: 0.32

Handwritten signature

61 Anthracene

Concentration: 13.38 ug/kg



Date : 16-JUN-2009 17:22

Client ID: 3SED5-C

Instrument: nt6.i

Sample Info: PB63F

Volume Injected (uL): 1.0

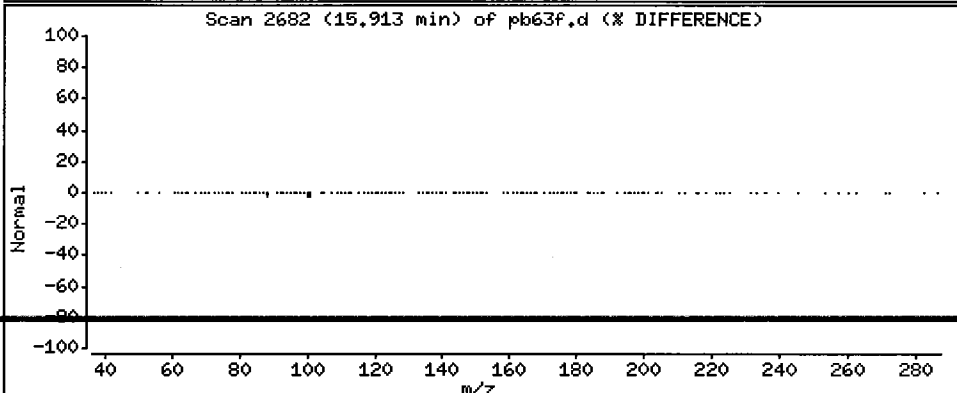
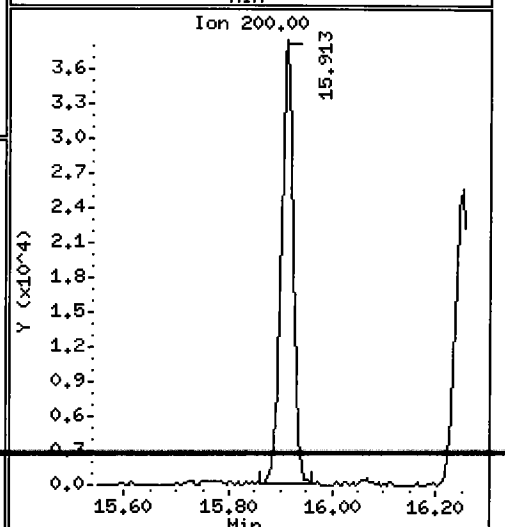
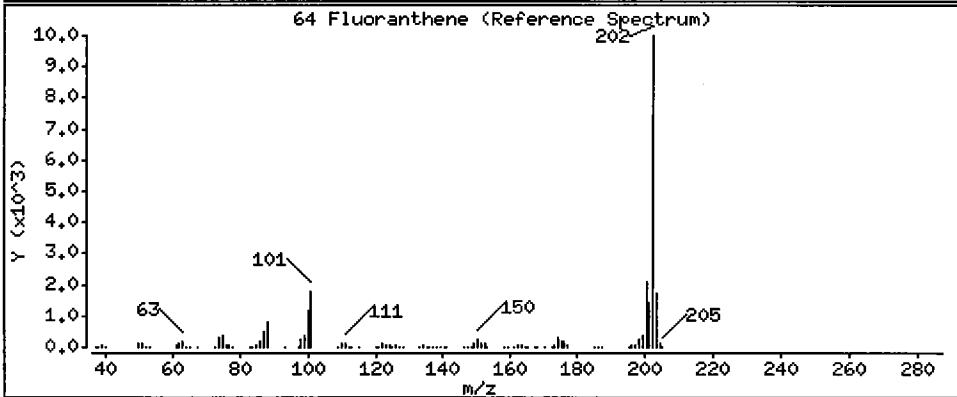
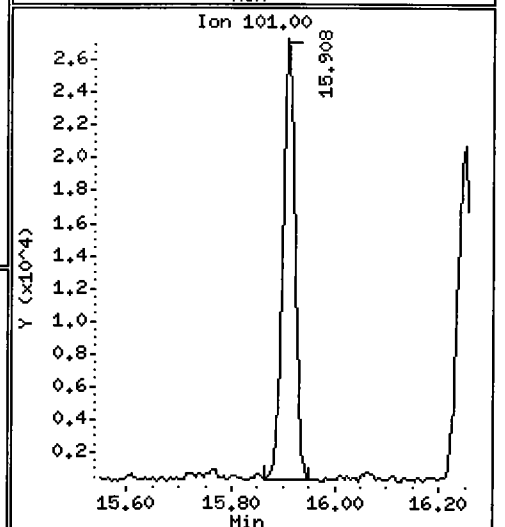
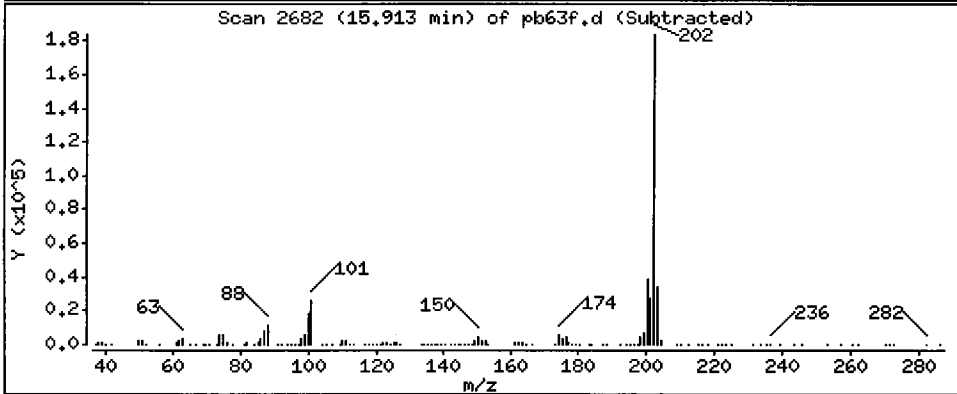
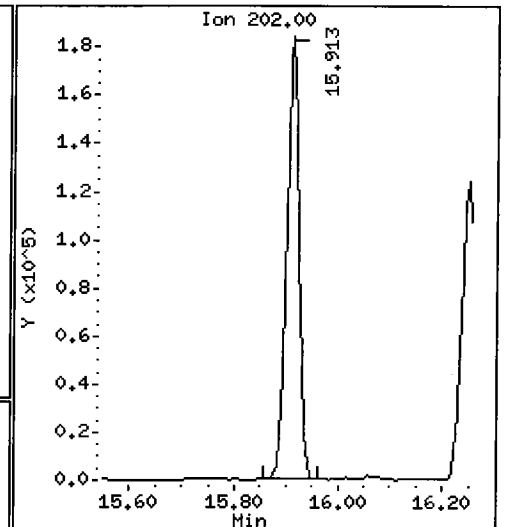
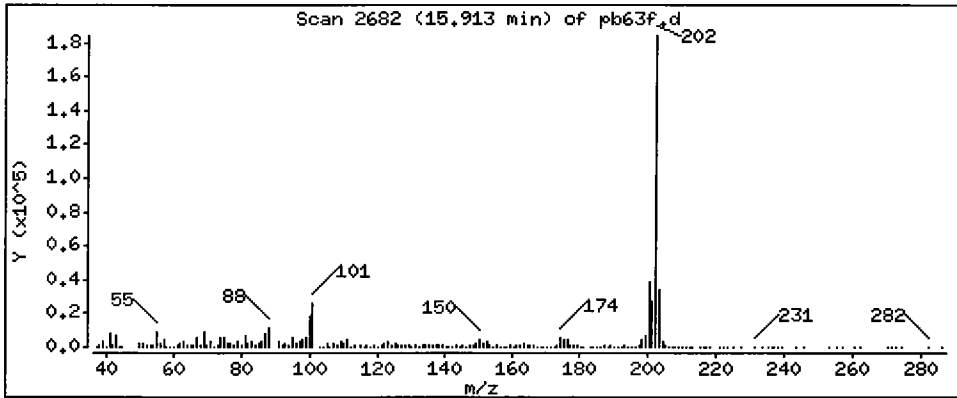
Operator: LJR/VTS

Column phase: ZB-5

Column diameter: 0.32

64 Fluoranthene

Concentration: 393.1 ug/kg



Date : 16-JUN-2009 17:22

Client ID: 3SED5-C

Instrument: nt6.i

Sample Info: PB63F

Volume Injected (uL): 1.0

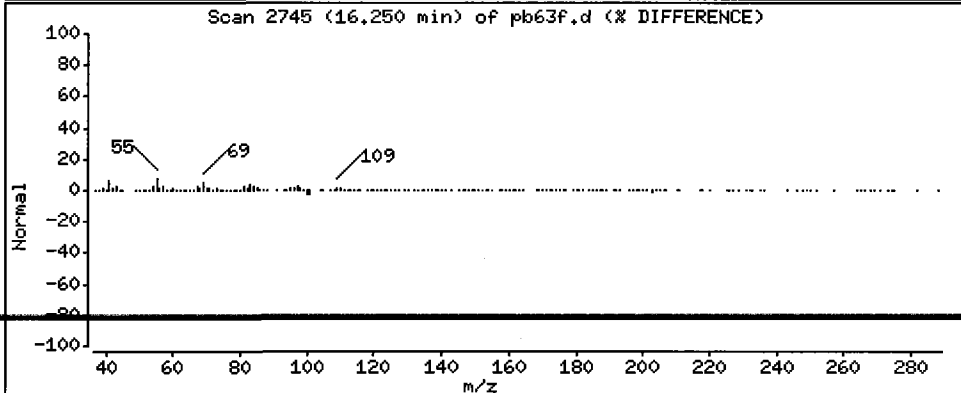
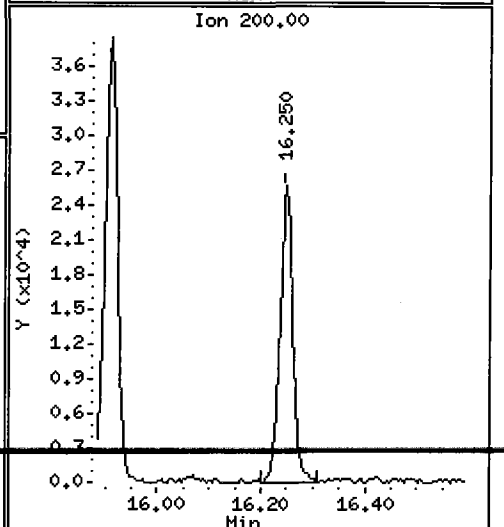
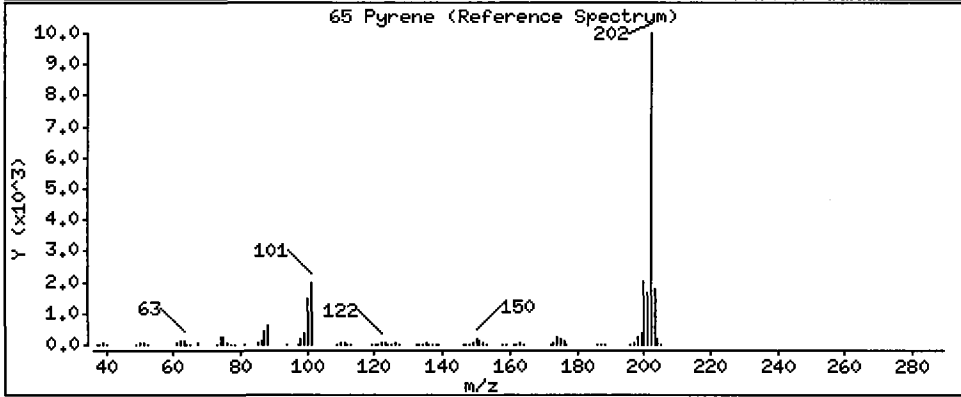
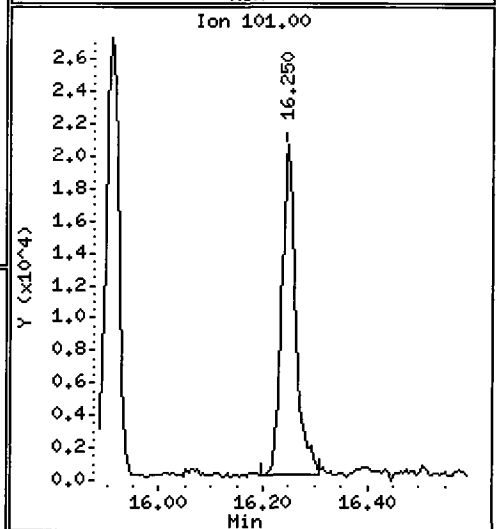
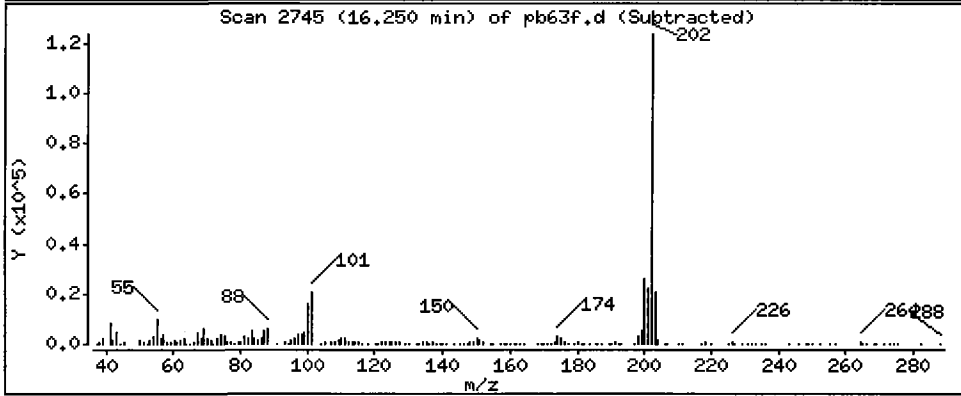
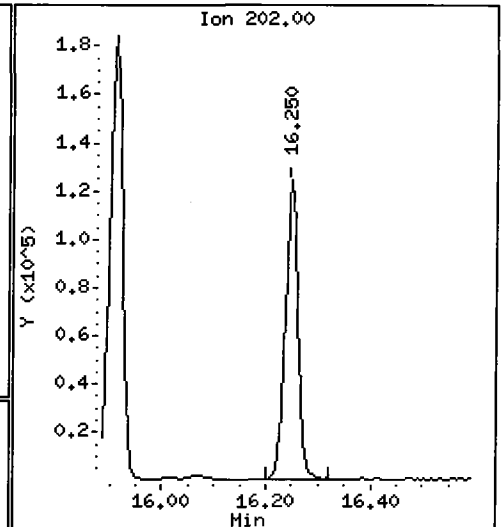
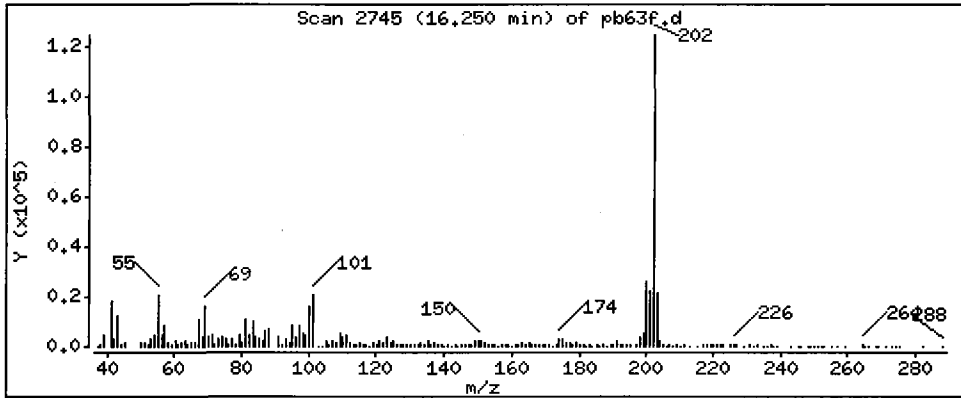
Operator: LJR/VTS

Column phase: ZB-5

Column diameter: 0.32

65 Pyrene

Concentration: 234.2 ug/kg



Date : 16-JUN-2009 17:22

Client ID: 3SED5-C

Instrument: nt6.i

Sample Info: PB63F

Volume Injected (uL): 1.0

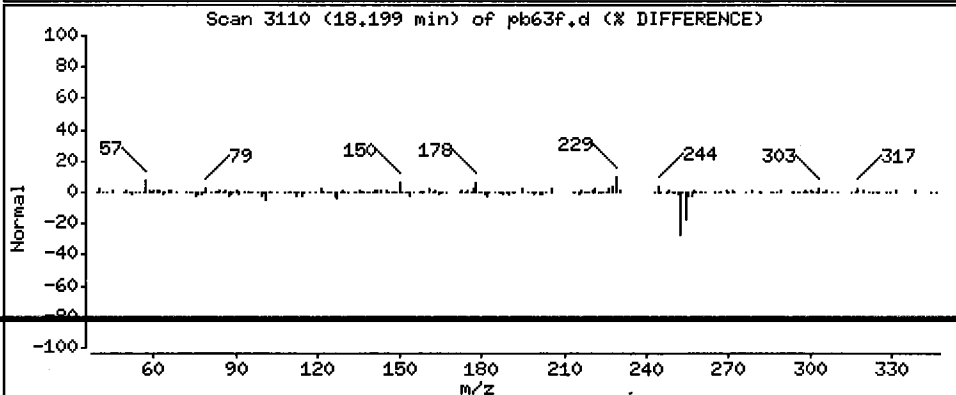
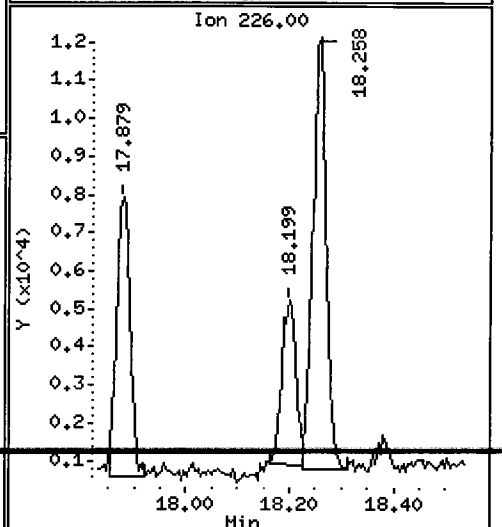
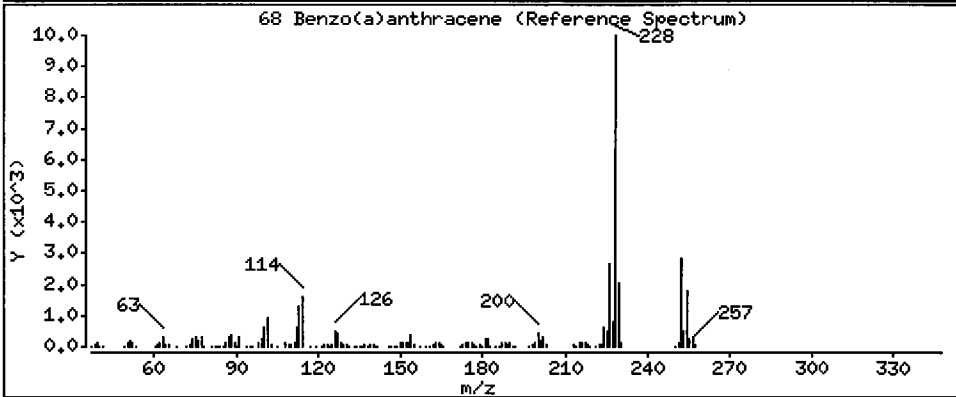
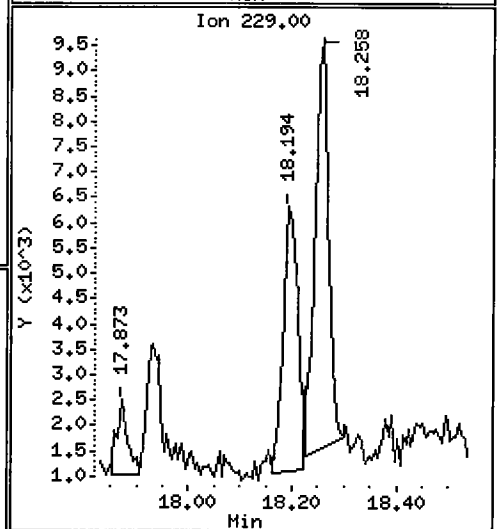
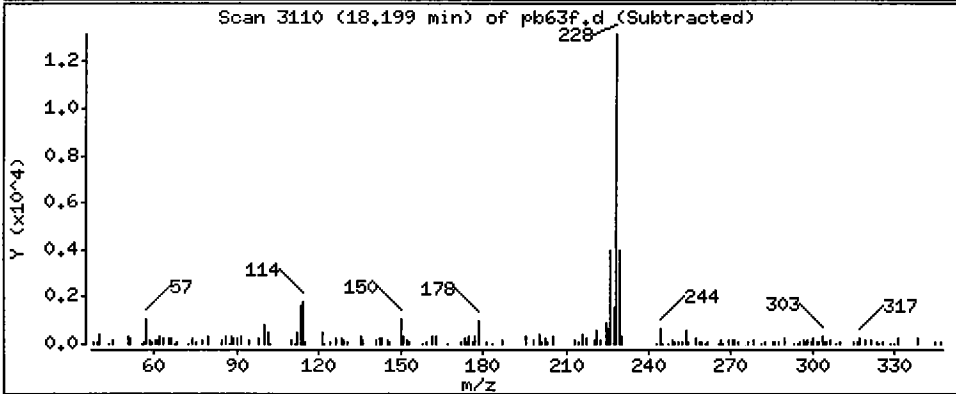
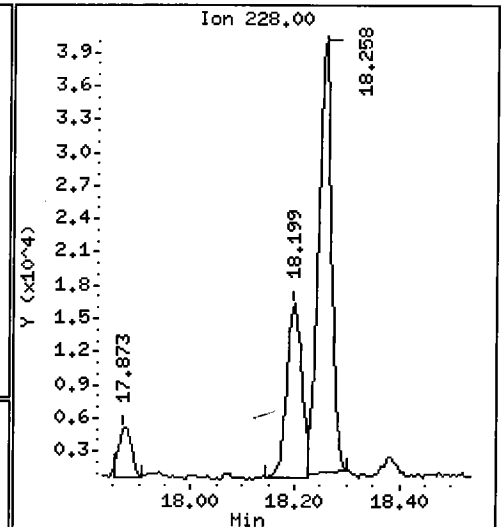
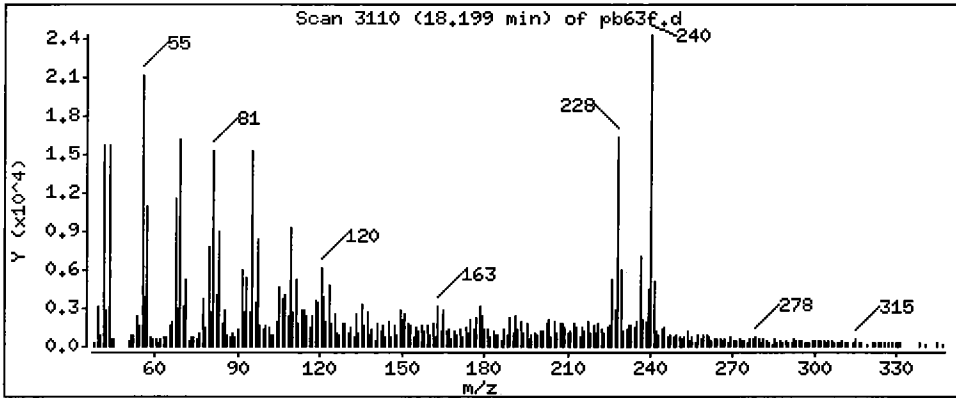
Operator: LJR/VTS

Column phase: ZB-5

Column diameter: 0.32

68 Benzo(a)anthracene

Concentration: 40.64 ug/kg



Date : 16-JUN-2009 17:22

Client ID: 3SED5-C

Instrument: nt6.i

Sample Info: PB63F

Volume Injected (uL): 1.0

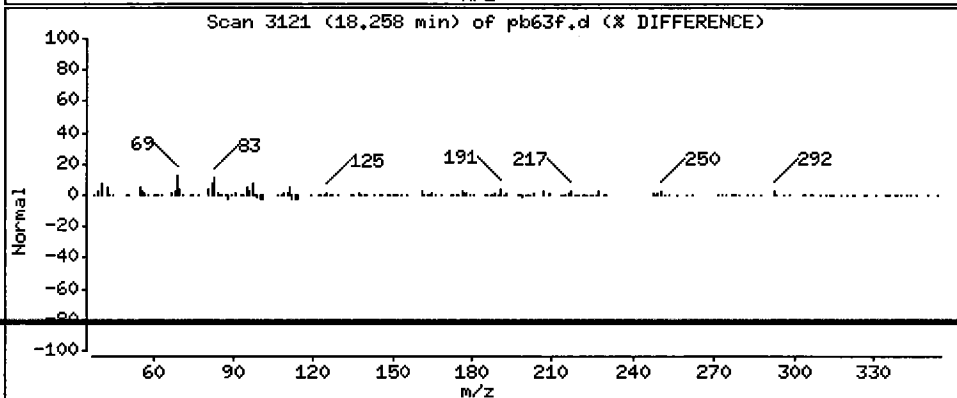
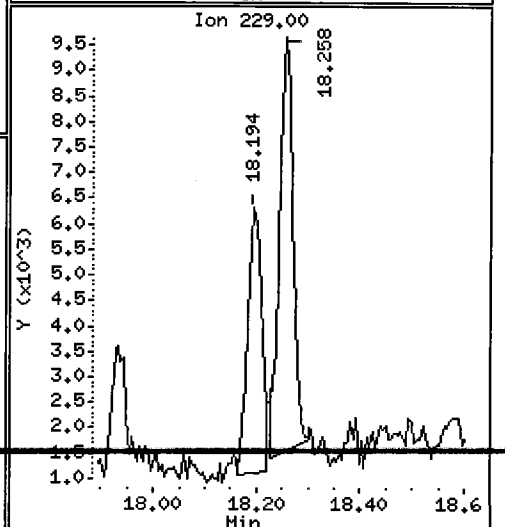
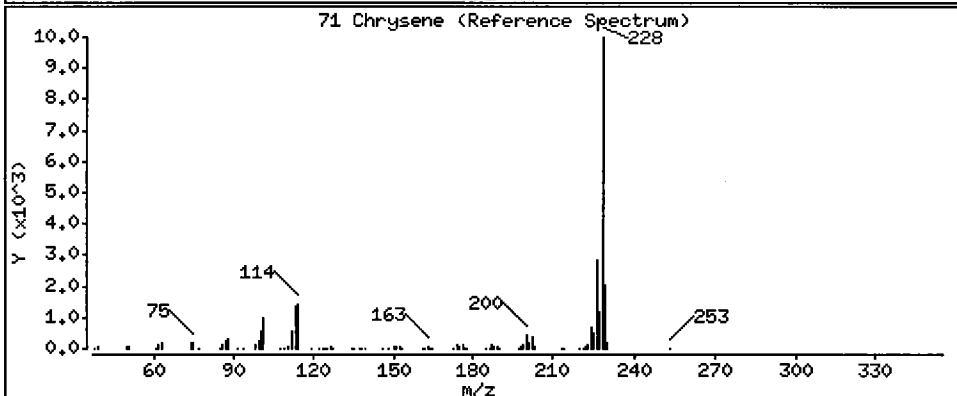
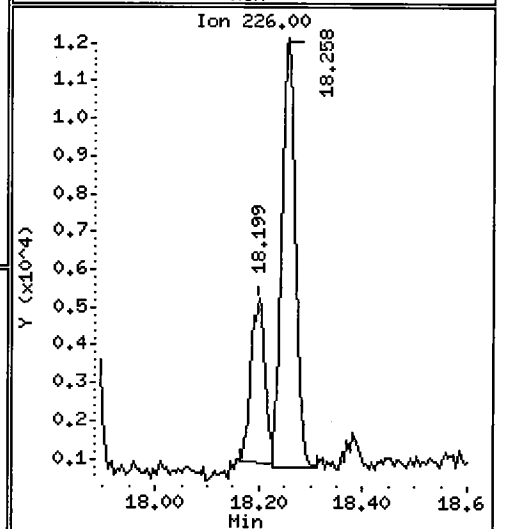
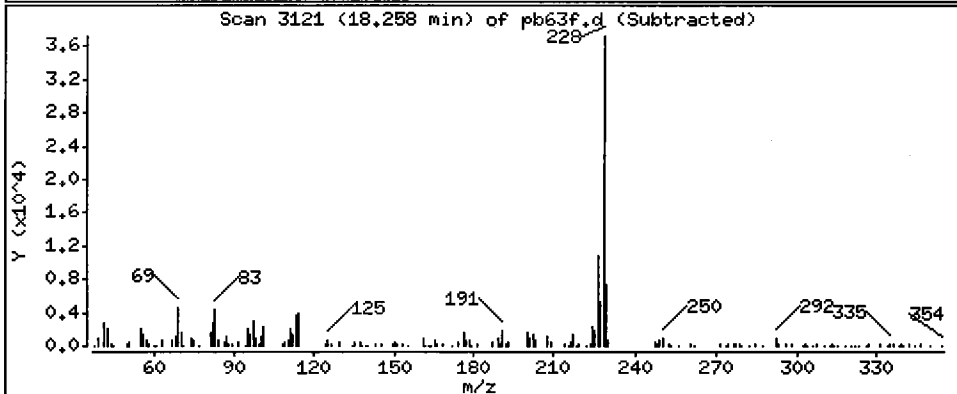
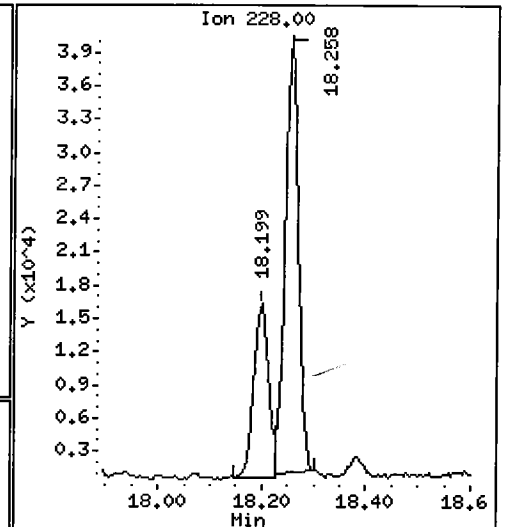
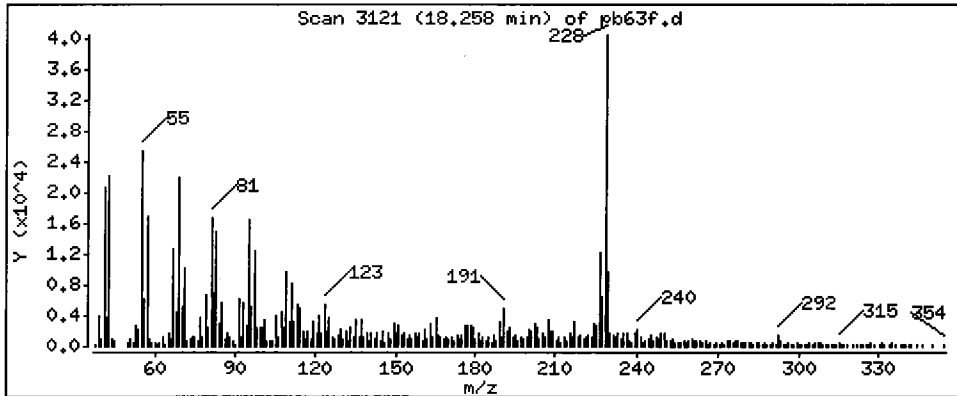
Operator: LJR/VTS

Column phase: ZB-5

Column diameter: 0.32

71 Chrysene

Concentration: 90.16 ug/kg



Date : 16-JUN-2009 17:22

Client ID: 3SED5-C

Instrument: nt6.i

Sample Info: PB63F

Volume Injected (uL): 1.0

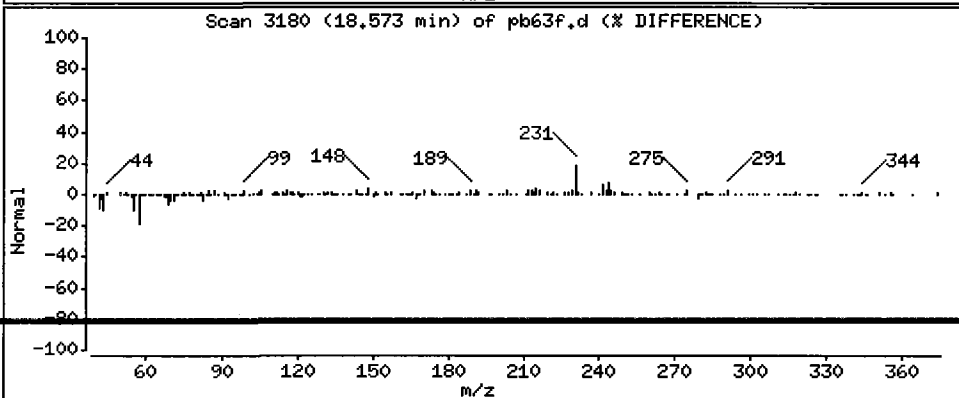
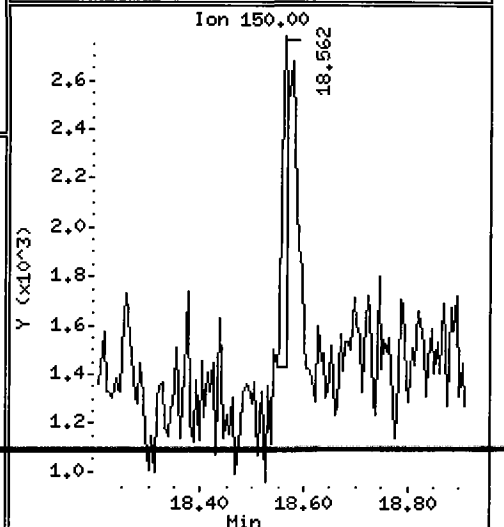
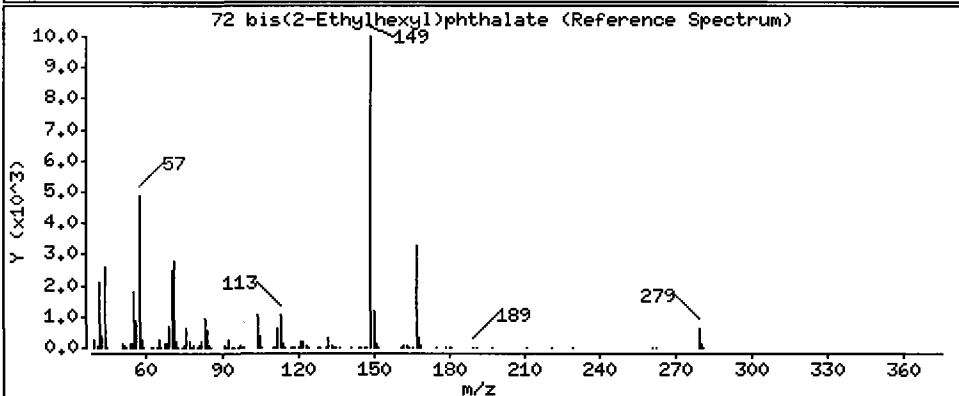
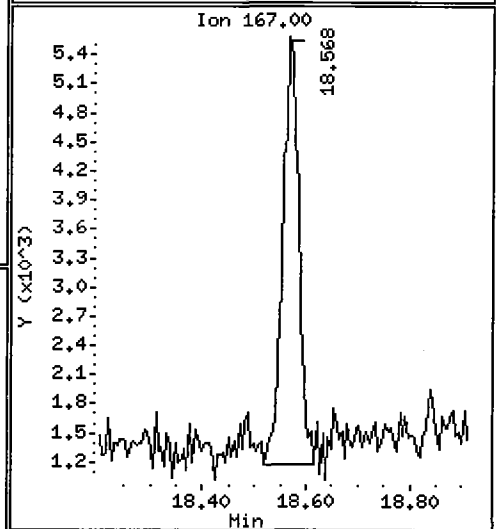
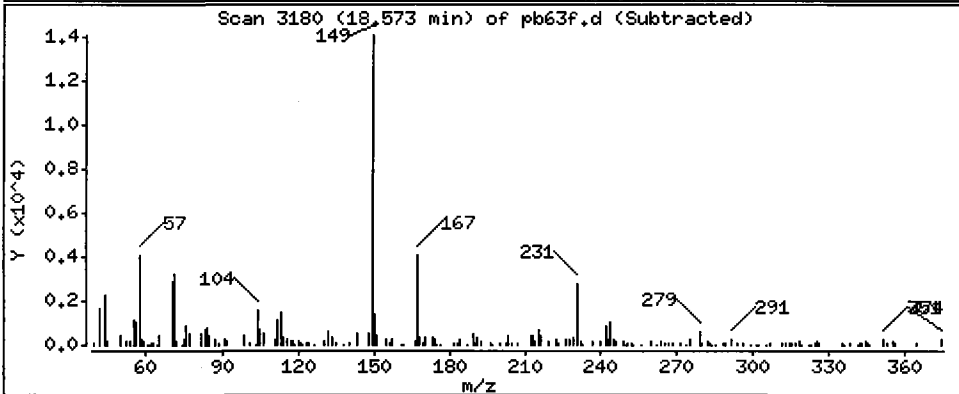
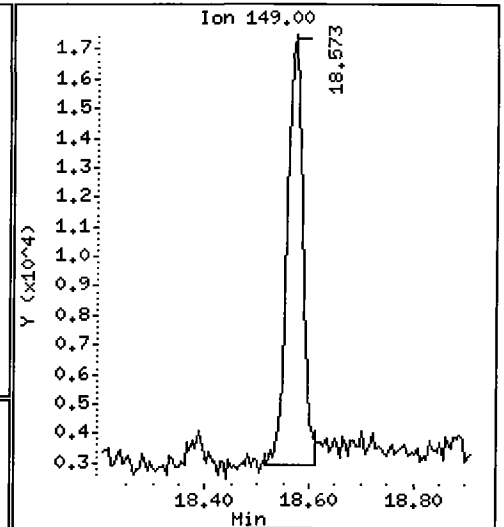
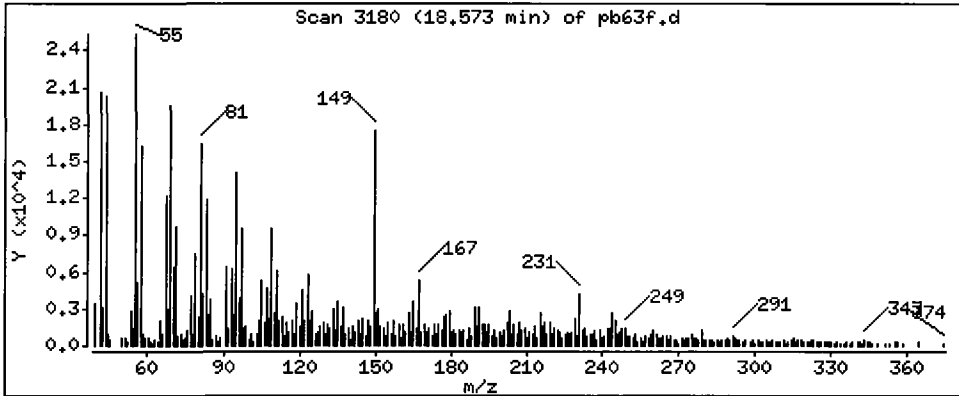
Operator: LJR/VTS

Column phase: ZB-5

Column diameter: 0.32

72 bis(2-Ethylhexyl)phthalate

Concentration: 60.63 ug/kg



Date : 16-JUN-2009 17:22

Client ID: 3SED5-C

Instrument: nt6.i

Sample Info: PB63F

Volume Injected (uL): 1.0

Operator: LJR/VTS

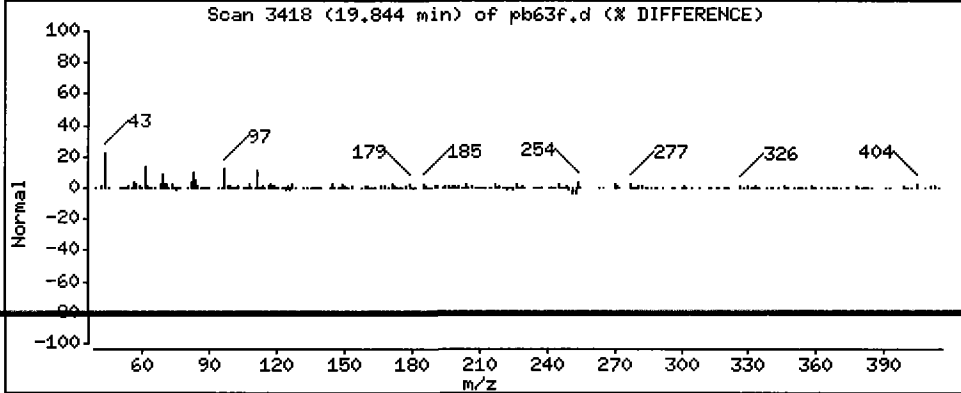
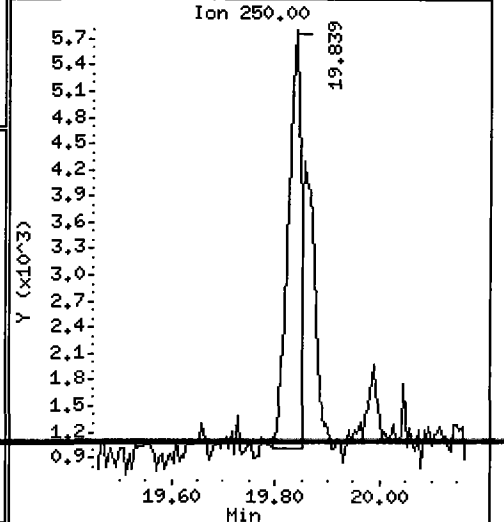
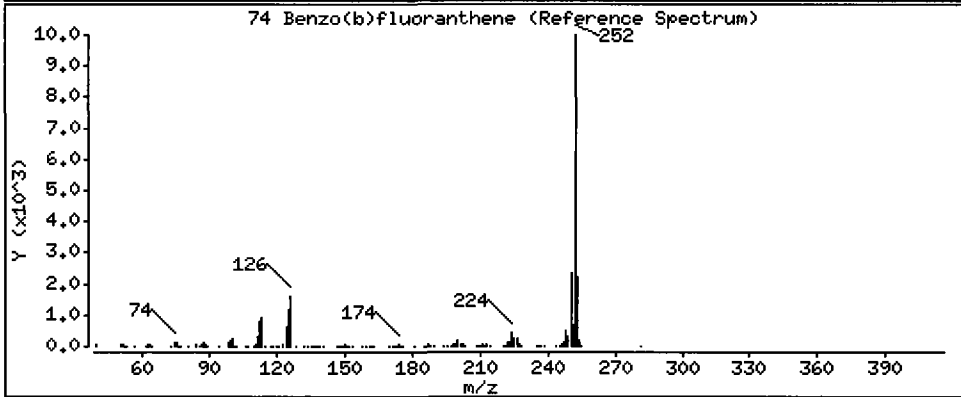
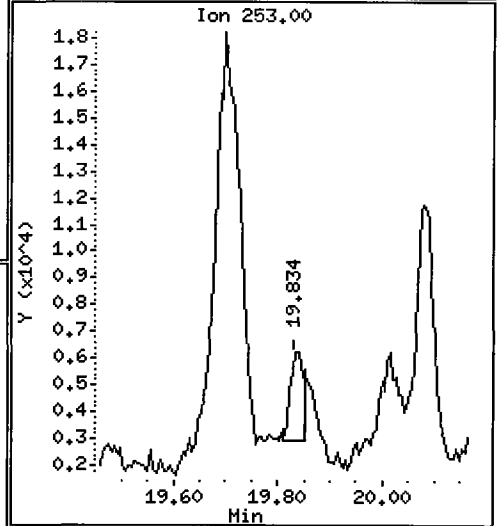
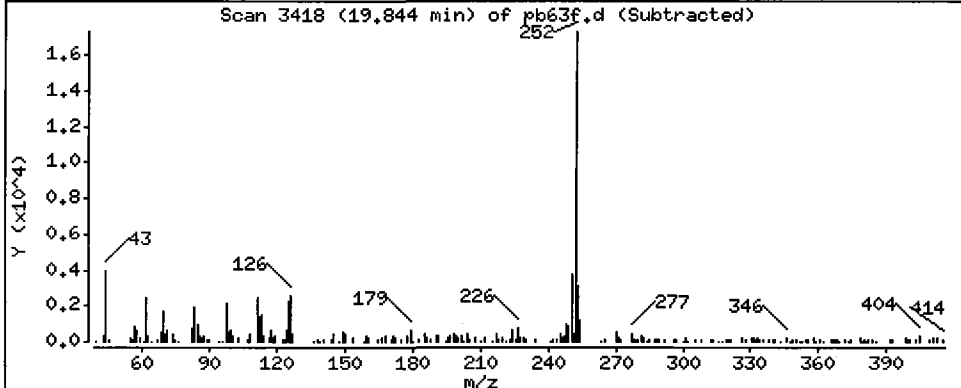
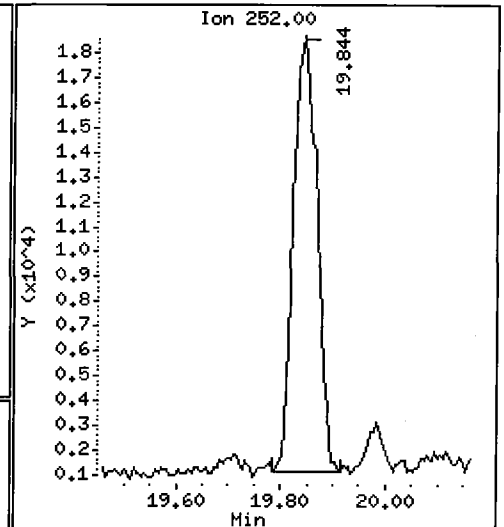
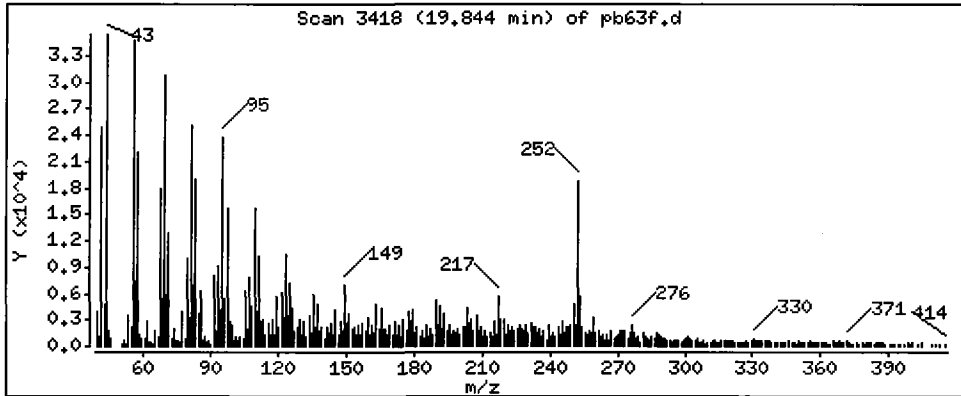
Column phase: ZB-5

Column diameter: 0.32

74 Benzo(b)fluoranthene

Concentration: 99.96 ug/kg

1/2



Date : 16-JUN-2009 17:22

Client ID: 3SED5-C

Instrument: nt6.i

Sample Info: PB63F

Volume Injected (uL): 1.0

Operator: LJR/VTS

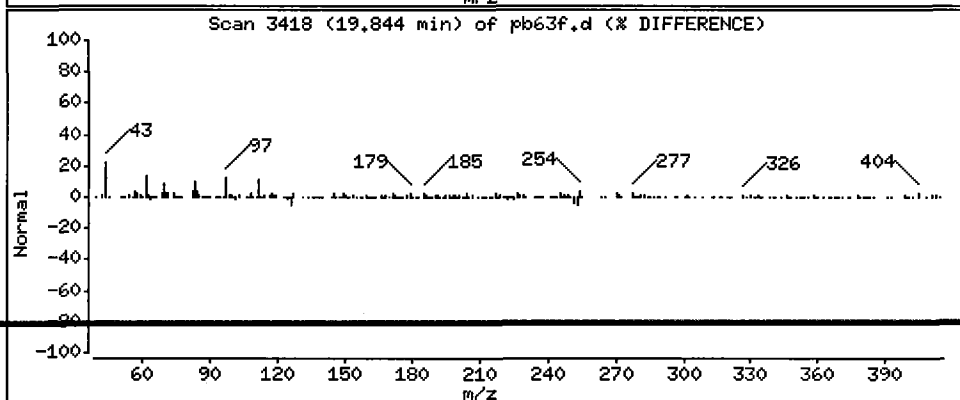
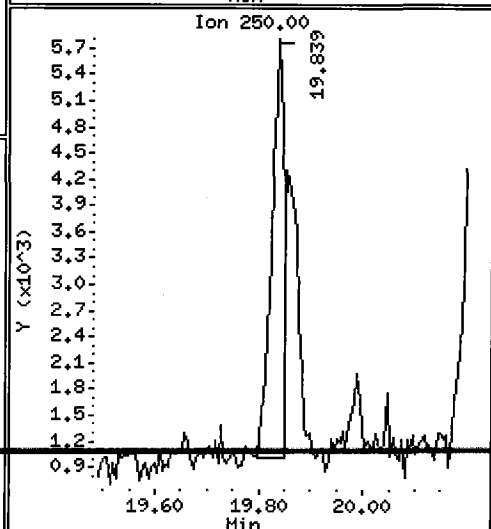
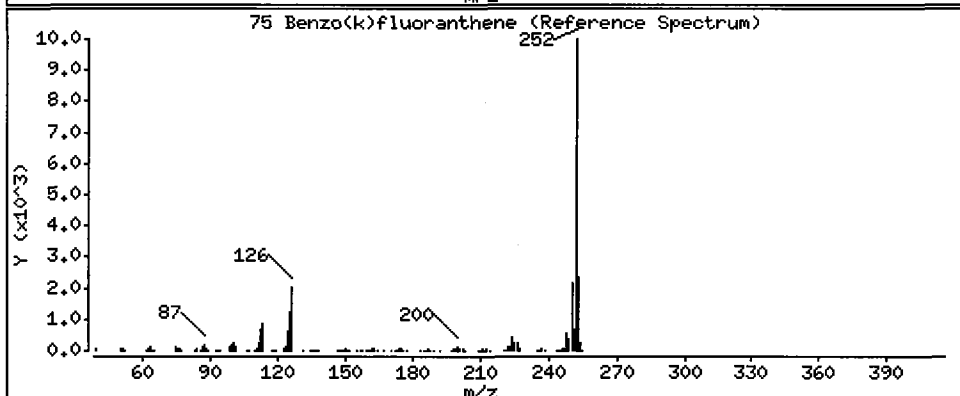
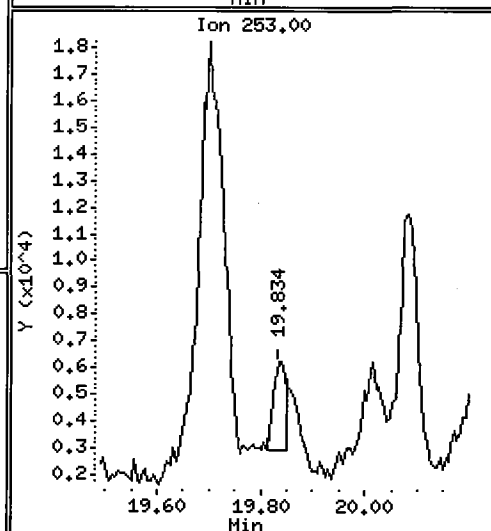
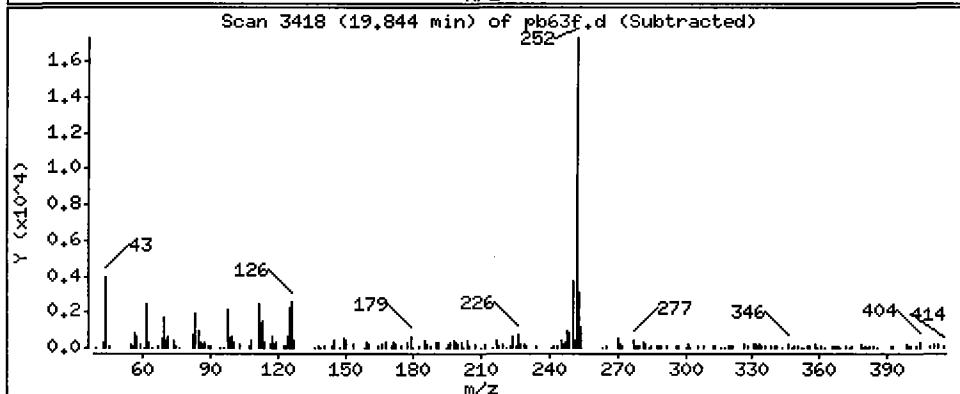
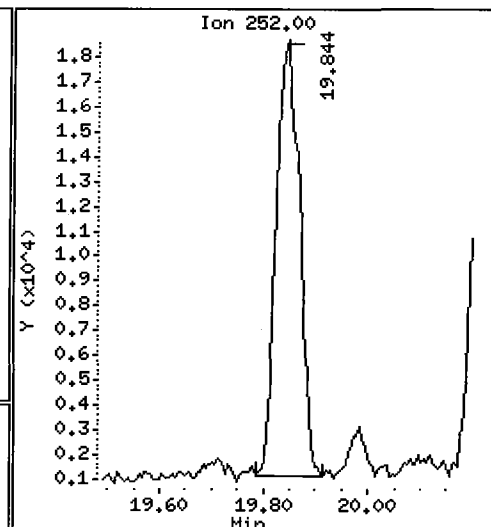
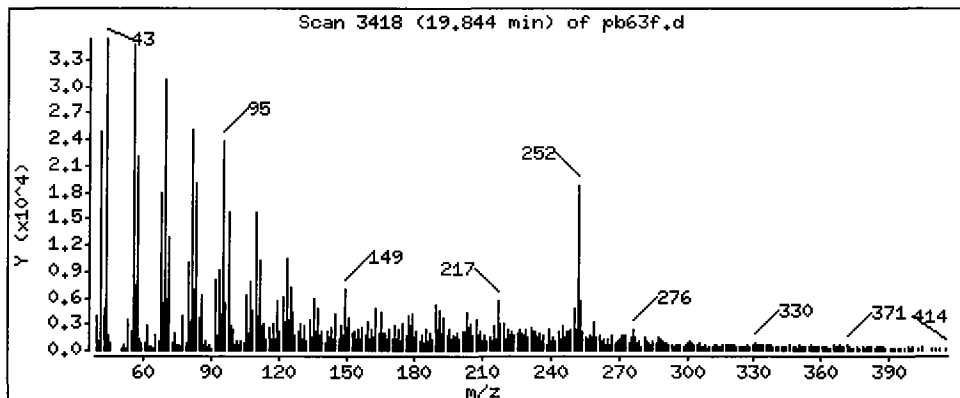
Column phase: ZB-5

Column diameter: 0.32

1/2

75 Benzo(k)fluoranthene

Concentration: 97.32 ug/kg



Date : 16-JUN-2009 17:22

Client ID: 3SED5-C

Instrument: nt6.i

Sample Info: PB63F

Volume Injected (uL): 1.0

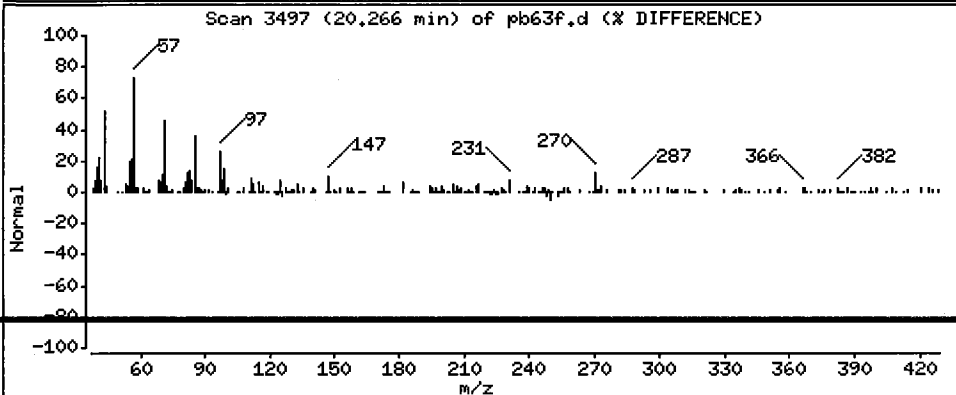
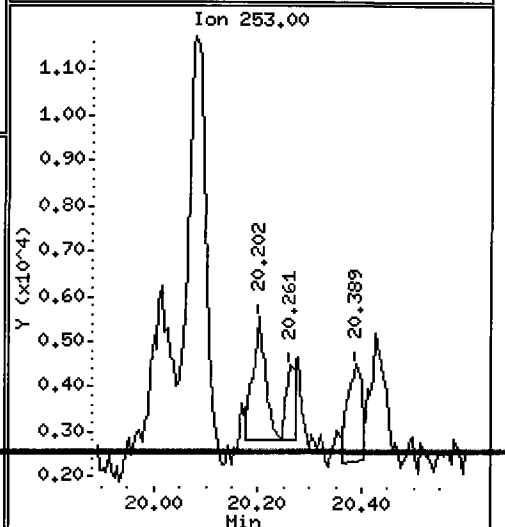
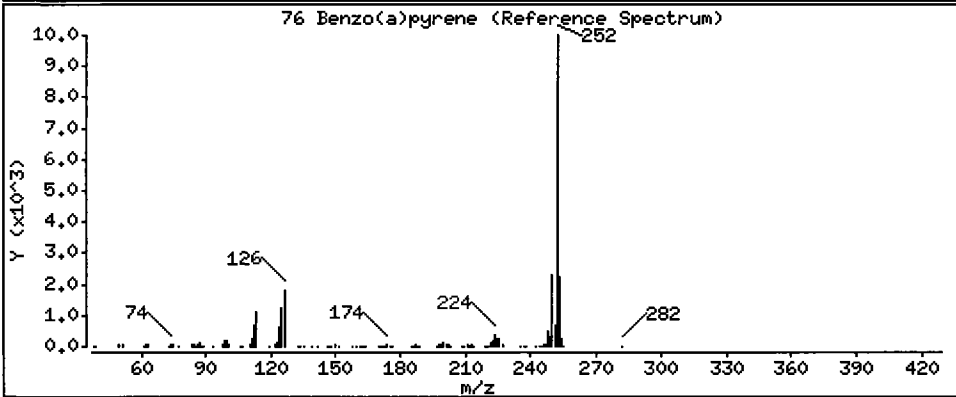
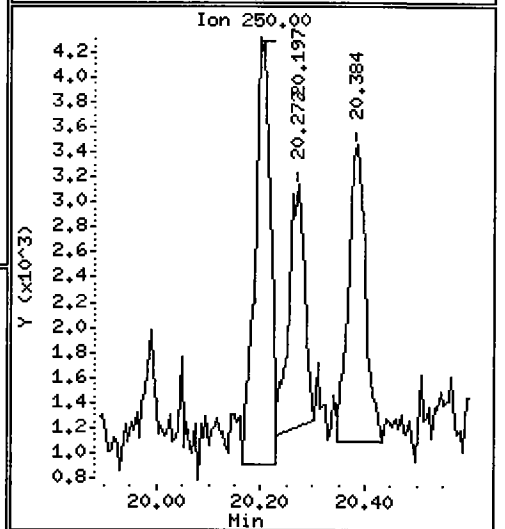
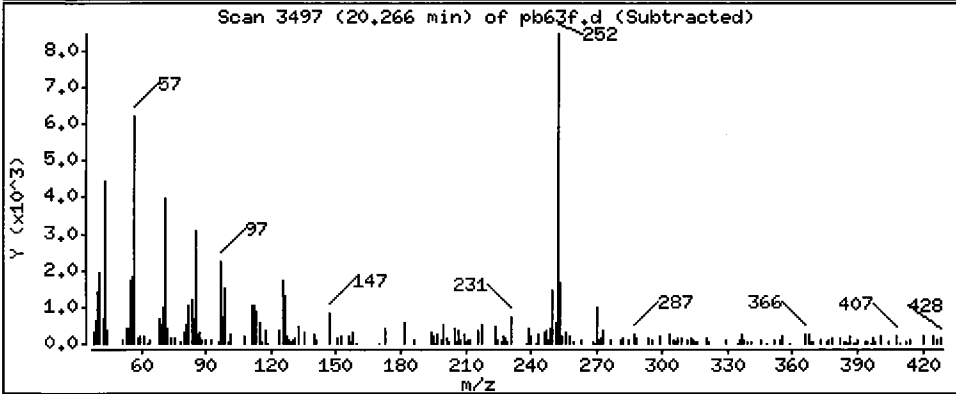
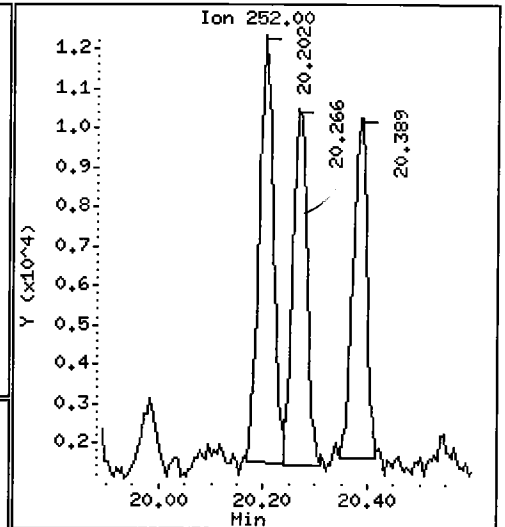
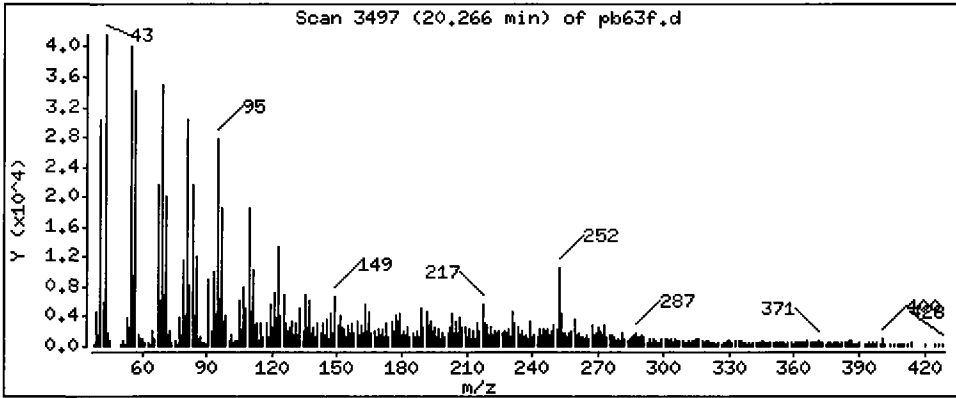
Operator: LJR/VTS

Column phase: ZB-5

Column diameter: 0.32

76 Benzo(a)pyrene

Concentration: 35.24 ug/kg



Date: 16-JUN-2009 17:22

Client ID: 3SED5-C

Instrument: nt6.i

Sample Info: PB63F

Volume Injected (uL): 1.0

Operator: LJR/VTS

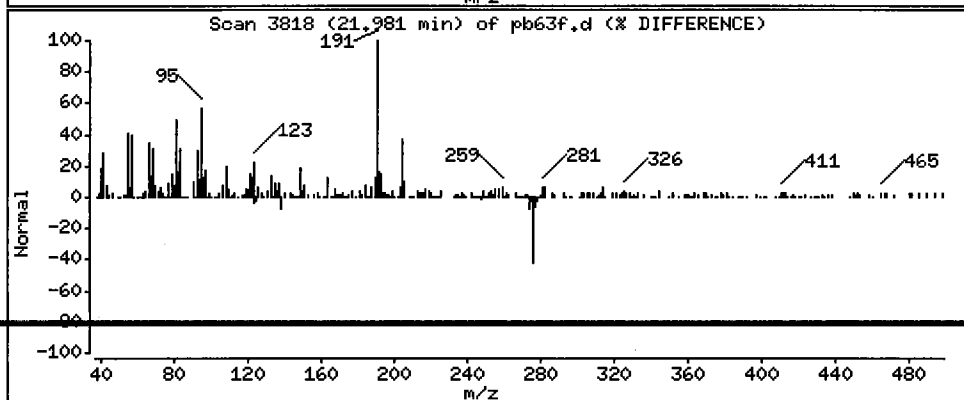
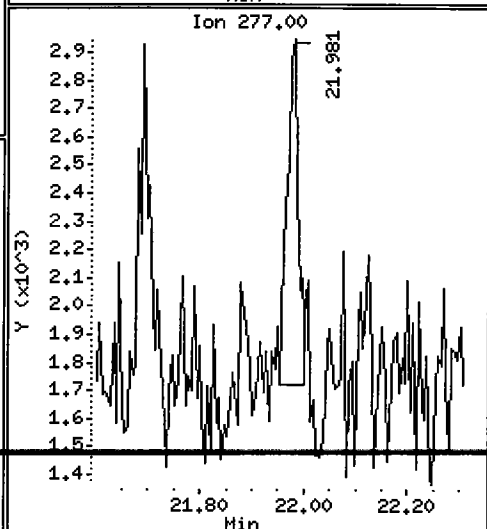
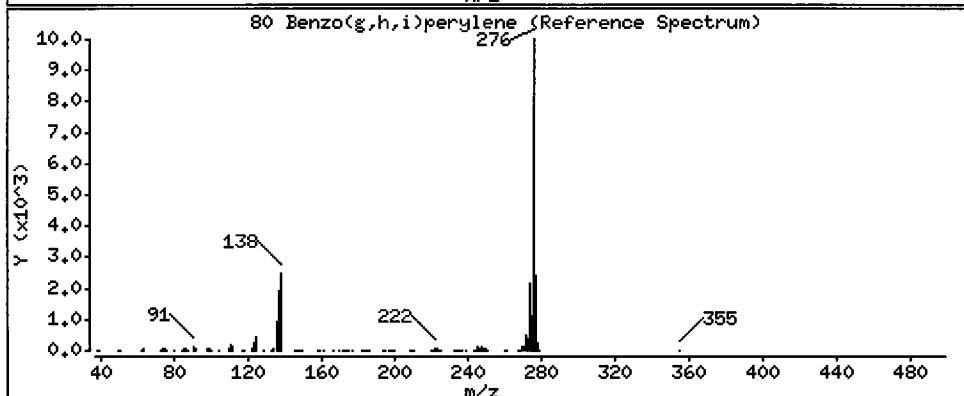
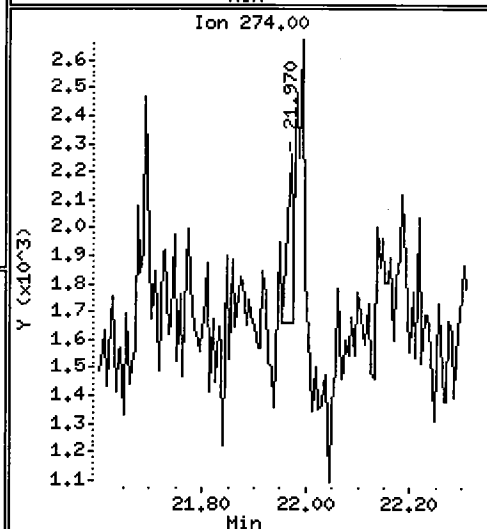
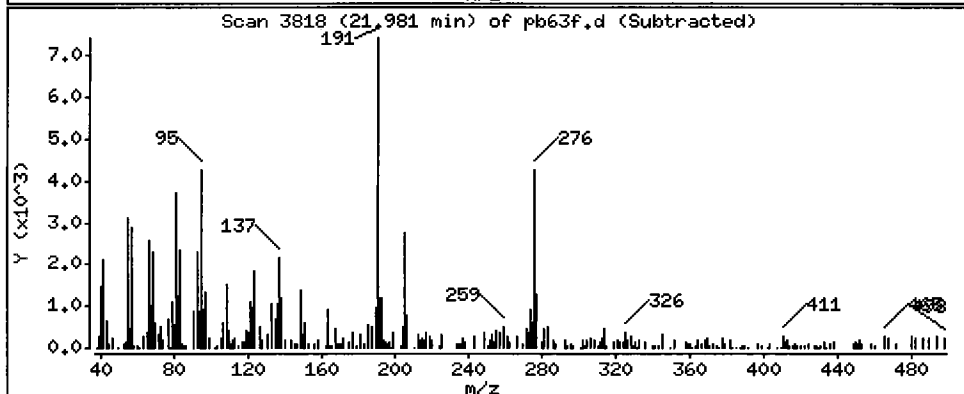
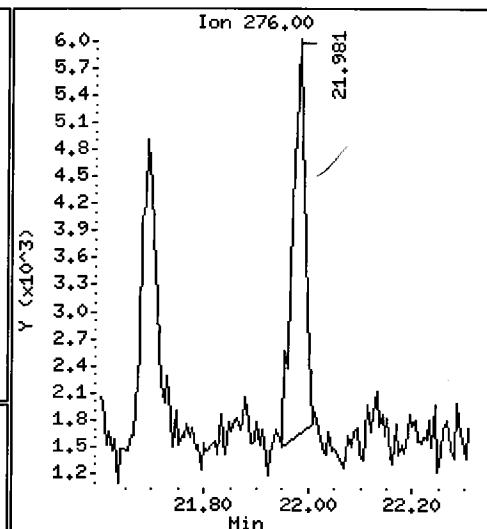
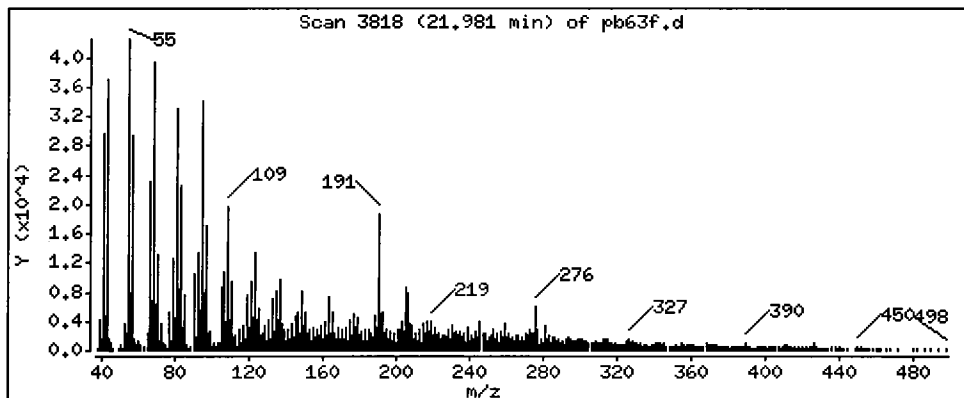
Column phase: ZB-5

Column diameter: 0.32

GLA

80 Benzo(g,h,i)perylene

Concentration: 12.23 ug/kg



ORGANICS ANALYSIS DATA SHEET

PSDDA Semivolatiles by SW8270D GC/MS

Page 1 of 2

**Sample ID: 3SED10-A
SAMPLE**

Lab Sample ID: PB63G

LIMS ID: 09-12948

Matrix: Sediment

Data Release Authorized:

Reported: 06/18/09

QC Report No: PB63-ENVIRONMENTAL SCIENCE CORP.

Project: JELD-WEN NORD DOOR

008.0228.00017

Date Sampled: 06/05/09

Date Received: 06/05/09

Date Extracted: 06/10/09

Date Analyzed: 06/16/09 17:55

Instrument/Analyst: NT6/LJR

GPC Cleanup: Yes

Sample Amount: 26.0 g-dry-wt

Final Extract Volume: 0.5 mL

Dilution Factor: 1.00

Percent Moisture: 14.9%

CAS Number	Analyte	RL	Result
108-95-2	Phenol	19	< 19 U
541-73-1	1,3-Dichlorobenzene	19	< 19 U
106-46-7	1,4-Dichlorobenzene	19	< 19 U
100-51-6	Benzyl Alcohol	19	< 19 U
95-50-1	1,2-Dichlorobenzene	19	< 19 U
95-48-7	2-Methylphenol	19	< 19 U
106-44-5	4-Methylphenol	19	< 19 U
67-72-1	Hexachloroethane	19	< 19 U
105-67-9	2,4-Dimethylphenol	19	< 19 U
65-85-0	Benzoic Acid	190	< 190 U
120-82-1	1,2,4-Trichlorobenzene	19	< 19 U
91-20-3	Naphthalene	19	21
87-68-3	Hexachlorobutadiene	19	< 19 U
91-57-6	2-Methylnaphthalene	19	32
131-11-3	Dimethylphthalate	19	< 19 U
208-96-8	Acenaphthylene	19	31
83-32-9	Acenaphthene	19	130
132-64-9	Dibenzofuran	19	200
84-66-2	Diethylphthalate	19	< 19 U
86-73-7	Fluorene	19	230
86-30-6	N-Nitrosodiphenylamine	19	< 19 U
118-74-1	Hexachlorobenzene	19	< 19 U
87-86-5	Pentachlorophenol	96	< 96 U
85-01-8	Phenanthrene	19	1,900 E
120-12-7	Anthracene	19	61
84-74-2	Di-n-Butylphthalate	19	< 19 U
206-44-0	Fluoranthene	19	1,700 E
129-00-0	Pyrene	19	1,100
85-68-7	Butylbenzylphthalate	19	< 19 U
56-55-3	Benzo (a) anthracene	19	130
117-81-7	bis (2-Ethylhexyl) phthalate	19	18 J
218-01-9	Chrysene	19	300
117-84-0	Di-n-Octyl phthalate	19	< 19 U
205-99-2	Benzo (b) fluoranthene	19	210
207-08-9	Benzo (k) fluoranthene	19	210
50-32-8	Benzo (a) pyrene	19	77
193-39-5	Indeno (1,2,3-cd) pyrene	19	21

ORGANICS ANALYSIS DATA SHEET
PSDDA Semivolatiles by SW8270D GC/MS
 Page 2 of 2

Sample ID: 3SED10-A
SAMPLE

Lab Sample ID: PB63G
 LIMS ID: 09-12948
 Matrix: Sediment
 Date Analyzed: 06/16/09 17:55

QC Report No: PB63-ENVIROMENTAL SCIENCE CORP.
 Project: JELD-WEN NORD DOOR
 008.0228.00017

CAS Number	Analyte	RL	Result
53-70-3	Dibenz(a,h)anthracene	19	< 19 U
191-24-2	Benzo(g,h,i)perylene	19	21
90-12-0	1-Methylnaphthalene	19	30

Reported in µg/kg (ppb)

Semivolatile Surrogate Recovery

d5-Nitrobenzene	60.4%	2-Fluorobiphenyl	72.4%
d14-p-Terphenyl	88.0%	d4-1,2-Dichlorobenzene	56.4%
d5-Phenol	61.9%	2-Fluorophenol	61.6%
2,4,6-Tribromophenol	67.7%	d4-2-Chlorophenol	62.9%

Analytical Resources, Inc.

Semivolatile Report SW846 Method 8270D

Data file : /chem1/nt6.i/20090616.b/pb63g.d
 Lab Smp Id: PB63G Client Smp ID: 3SED10-A
 Inj Date : 16-JUN-2009 17:55
 Operator : LJR/VTS Inst ID: nt6.i
 Smp Info : PB63G
 Misc Info : 09-12948
 Comment : 1ul Injection
 Method : /chem1/nt6.i/20090616.b/SW846.m
 Meth Date : 17-Jun-2009 11:06 jeff Quant Type: ISTD
 Cal Date : 11-JUN-2009 14:21 Cal File: 0050611a.d
 Als bottle: 12
 Dil Factor: 1.00000
 Integrator: HP RTE Compound Sublist: PSDDA.sub
 Target Version: 3.50

LJR
6/17/09

Concentration Formula: Amt * DF * Vt / (Ws * (100 - M) / 100) * CpndVariable

Name	Value	Description
DF	1.00000	Dilution Factor
Vt	500.00000	Volume of final extract (uL)
Ws	30.50000	Weight of sample extracted (g)
M	14.90000	% Moisture

Cpnd Variable

Local Compound Variable

Compounds	QUANT SIG	RT	EXP RT	REL RT	RESPONSE	CONCENTRATIONS	
						ON-COLUMN (ug/mL)	FINAL (ug/kg)
\$ 1 2-Fluorophenol	112	4.691	4.638	(0.696)	183728	23.1196	445.4
\$ 2 Phenol-d5	99	6.496	6.428	(0.964)	247783	23.2189	447.3
3 Phenol	94	Compound Not Detected.					
\$ 5 2-Chlorophenol-d4	132	6.459	6.438	(0.958)	153760	23.6449	455.5
4 Bis(2-Chloroethyl) ether	93	Compound Not Detected.					
6 2-Chlorophenol	128	Compound Not Detected.					
7 1,3-Dichlorobenzene	146	Compound Not Detected.					
* 8 1,4-Dichlorobenzene-d4	152	6.742	6.732	(1.000)	96391	20.0000	
9 1,4-Dichlorobenzene	146	Compound Not Detected.					
\$ 10 1,2-Dichlorobenzene-d4	152	7.041	7.036	(1.044)	67466	14.0560	270.8
12 1,2-Dichlorobenzene	146	Compound Not Detected.					
11 Benzyl alcohol	108	Compound Not Detected.					
14 2,2'-oxybis(1-Chloropropane)	45	Compound Not Detected.					
13 2-Methylphenol	108	Compound Not Detected.					
17 Hexachloroethane	117	Compound Not Detected.					

Compounds	QUANT SIG MASS	RT	EXP RT	REL RT	RESPONSE	CONCENTRATIONS	
						ON-COLUMN (ug/mL)	FINAL (ug/kg)
16 N-Nitroso-di-n-propylamine	70						
15 4-Methylphenol	108						
\$ 18 Nitrobenzene-d5	82	7.703	7.704	(0.874)	157882	15.0541	290.0
19 Nitrobenzene	77						
20 Isophorone	82						
21 2-Nitrophenol	139						
22 2,4-Dimethylphenol	107						
23 Bis(2-Chloroethoxy)methane	93						
24 Benzoic acid	105						
25 2,4-Dichlorophenol	162						
26 1,2,4-Trichlorobenzene	180						
* 27 Naphthalene-d8	136	8.809	8.804	(1.000)	341488	20.0000	
28 Naphthalene	128	8.836	8.836	(1.003)	22321	1.09953	21.18
29 4-Chloroaniline	127						
30 Hexachlorobutadiene	225						
31 4-Chloro-3-methylphenol	107						
32 2-Methylnaphthalene	141	9.963	9.958	(1.131)	18411	1.66486	32.07
33 Hexachlorocyclopentadiene	237						
34 2,4,6-Trichlorophenol	196						
35 2,4,5-Trichlorophenol	196						
\$ 36 2-Fluorobiphenyl	172	10.625	10.626	(0.913)	248542	18.1157	349.0
37 2-Chloronaphthalene	162						
38 2-Nitroaniline	65						
39 Dimethylphthalate	163						
40 Acenaphthylene	152	11.383	11.384	(0.978)	29840	1.62545	31.31
41 2,6-Dinitrotoluene	165						
* 42 Acenaphthene-d10	164	11.640	11.635	(1.000)	184708	20.0000	
43 3-Nitroaniline	138						
44 Acenaphthene	153	11.688	11.683	(1.004)	78290	6.75727	130.2
45 2,4-Dinitrophenol	184						
46 Dibenzofuran	168	11.950	11.950	(1.027)	170375	10.1774	196.1
47 4-Nitrophenol	109						
48 2,4-Dinitrotoluene	165						
50 Diethylphthalate	149						
49 Fluorene	166	12.500	12.495	(1.074)	164937	12.0452	232.0
51 4-Chlorophenyl-phenylether	204						
52 4-Nitroaniline	138						
53 4,6-Dinitro-2-methylphenol	198						
54 N-Nitrosodiphenylamine	169						
\$ 55 2,4,6-Tribromophenol	330	12.927	12.917	(1.111)	44651	25.3529	488.4
56 4-Bromophenyl-phenylether	248						
57 Hexachlorobenzene	284						
58 Pentachlorophenol	266						
* 59 Phenanthrene-d10	188	13.974	13.964	(1.000)	260586	20.0000	
60 Phenanthrene	178	14.017	14.001	(1.003)	1662330	100.504 E	1936
61 Anthracene	178	14.081	14.071	(1.008)	53353	3.18179	61.29(M)
62 Carbazole	167	14.406	14.386	(1.031)	64142	4.65491	89.67
63 Di-n-butylphthalate	149						

Compounds	QUANT SIG		CONCENTRATIONS				
	MASS	RT	EXP RT	REL RT	RESPONSE	ON-COLUMN (ug/mL)	FINAL (ug/kg)
64 Fluoranthene	202	15.923	15.903	(1.139)	1471986	87.1701E	1679
65 Pyrene	202	16.255	16.239	(0.892)	1023347	55.3951	1067
\$ 66 Terphenyl-d14	244	16.623	16.613	(0.912)	262054	22.0023	423.8
67 Butylbenzylphthalate	149	Compound Not Detected.					
68 Benzo(a)anthracene	228	18.199	18.183	(0.999)	108458	6.58979	126.9
* 69 Chrysene-d12	240	18.220	18.210	(1.000)	222993	20.0000	
70 3,3'-Dichlorobenzidine	252	Compound Not Detected.					
71 Chrysene	228	18.257	18.247	(1.002)	249471	15.8303	304.9
72 bis(2-Ethylhexyl)phthalate	149	18.567	18.557	(0.952)	9100	0.92140	17.75
* 134 Di-n-octylphthalate-d4	153	19.497	19.486	(1.000)	318436	20.0000	
73 Di-n-octylphthalate	149	Compound Not Detected.					
74 Benzo(b)fluoranthene	252	19.833	19.812	(0.975)	230886	22.3192	430.011.012
75 Benzo(k)fluoranthene	252	19.833	19.844	(0.975)	230886	21.7301	418.611.012
76 Benzo(a)pyrene	252	20.260	20.245	(0.996)	37294	3.98255	76.72
* 77 Perylene-d12	264	20.340	20.325	(1.000)	142753	20.0000	
78 Indeno(1,2,3-cd)pyrene	276	21.681	21.660	(1.066)	13657	1.09402	21.07
79 Dibenzo(a,h)anthracene	278	Compound Not Detected.					
80 Benzo(g,h,i)perylene	276	21.969	21.954	(1.080)	11973	1.09744	21.14
90 N-Nitrosodimethylamine	74	Compound Not Detected.					
91 Aniline	93	Compound Not Detected.					
93 Benzidine	184	Compound Not Detected.					
103 Pyridine	79	Compound Not Detected.					
105 1-methylnaphthalene	141	10.128	10.124	(1.150)	16281	1.53734	29.61
111 Azobenzene (1,2-DP-Hydrazine)	77	Compound Not Detected.					

QC Flag Legend

M - Compound response manually integrated.

Analytical Resources, Inc.

INTERNAL STANDARD COMPOUNDS
 AREA AND RT SUMMARY

Instrument ID: nt6.i
 Lab File ID: pb63g.d
 Lab Smp Id: PB63G
 Analysis Type: SV
 Quant Type: ISTD
 Operator: LJR/VTS
 Method File: /chem1/nt6.i/20090616.b/SW846.m
 Misc Info: 09-12948

Calibration Date: 16-JUN-2009
 Calibration Time: 11:54
 Client Smp ID: 3SED10-A
 Level: LOW
 Sample Type: Sediment

Test Mode:
 Use Initial Calibration Level 4.

COMPOUND	STANDARD	AREA LIMIT		SAMPLE	%DIFF
		LOWER	UPPER		
8 1,4-Dichlorobenze	112389	56194	224778	96391	-14.23
27 Naphthalene-d8	384492	192246	768984	341488	-11.18
42 Acenaphthene-d10	217478	108739	434956	184708	-15.07
59 Phenanthrene-d10	336594	168297	673188	260586	-22.58
69 Chrysene-d12	247160	123580	494320	222993	-9.78
134 Di-n-octylphthala	347036	173518	694072	318436	-8.24
77 Perylene-d12	232938	116469	465876	142753	-38.72

COMPOUND	STANDARD	RT LIMIT		SAMPLE	%DIFF
		LOWER	UPPER		
8 1,4-Dichlorobenze	6.73	6.23	7.23	6.74	0.15
27 Naphthalene-d8	8.80	8.30	9.30	8.81	0.05
42 Acenaphthene-d10	11.64	11.14	12.14	11.64	0.04
59 Phenanthrene-d10	13.96	13.46	14.46	13.97	0.07
69 Chrysene-d12	18.21	17.71	18.71	18.22	0.06
134 Di-n-octylphthala	19.49	18.99	19.99	19.50	0.05
77 Perylene-d12	20.32	19.82	20.82	20.34	0.08

AREA UPPER LIMIT = +100% of internal standard area.
 AREA LOWER LIMIT = - 50% of internal standard area.
 RT UPPER LIMIT = + 0.50 minutes of internal standard RT.
 RT LOWER LIMIT = - 0.50 minutes of internal standard RT.

Analytical Resources, Inc.

RECOVERY REPORT

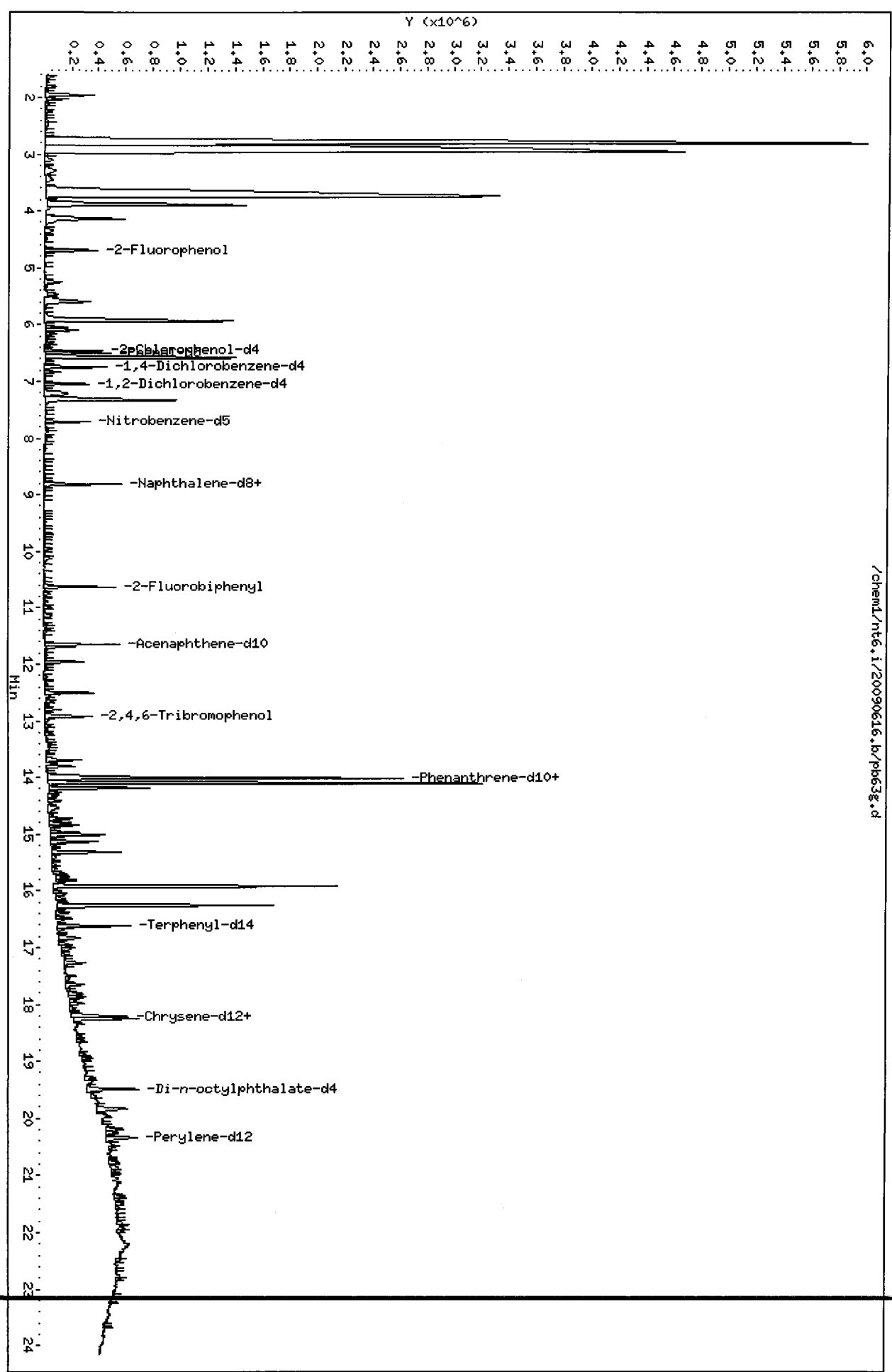
Client Name: ESC Client SDG: PB63
 Sample Matrix: SOLID Fraction: SV
 Lab Smp Id: PB63G Client Smp ID: 3SED10-A
 Level: LOW Operator: LJR/VTS
 Data Type: MS DATA SampleType: SAMPLE
 SpikeList File: PSDDALCS.spk Quant Type: ISTD
 Sublist File: PSDDA.sub
 Method File: /chem1/nt6.i/20090616.b/SW846.m
 Misc Info: 09-12948

SURROGATE COMPOUND	CONC ADDED ug/kg	CONC RECOVERED ug/kg	% RECOVERED	LIMITS
\$ 1 2-Fluorophenol	722.4	445.4	61.65	21-100
\$ 2 Phenol-d5	722.4	447.3	61.92	10-100
\$ 5 2-Chlorophenol-d4	722.4	455.5	63.05	30-100
\$ 10 1,2-Dichlorobenzen	481.6	270.8	56.22	24-100
\$ 18 Nitrobenzene-d5	481.6	290.0	60.22	26-100
\$ 36 2-Fluorobiphenyl	481.6	349.0	72.46	32-100
\$ 55 2,4,6-Tribromophen	722.4	488.4	67.61	33-118
\$ 66 Terphenyl-d14	481.6	423.8	88.01	21-97

Data File: /chem1/nt6.i/20090616.b/pb63g.d
Date: 16-JUN-2009 17:55
Client ID: 3SEED10-A
Sample Info: PB63G
Volume Injected (uL): 1.0
Column phase: ZB-5

Instrument: nt6.i
Operator: LJR/VTS
Column diameter: 0.32

/chem1/nt6.i/20090616.b/pb63g.d



Date : 16-JUN-2009 17:55

Client ID: 3SED10-A

Instrument: nt6.i

Sample Info: PB63G

Volume Injected (uL): 1.0

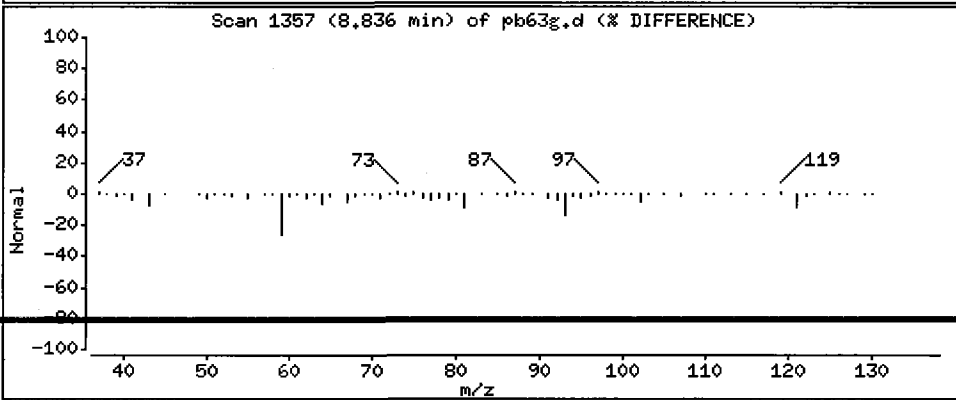
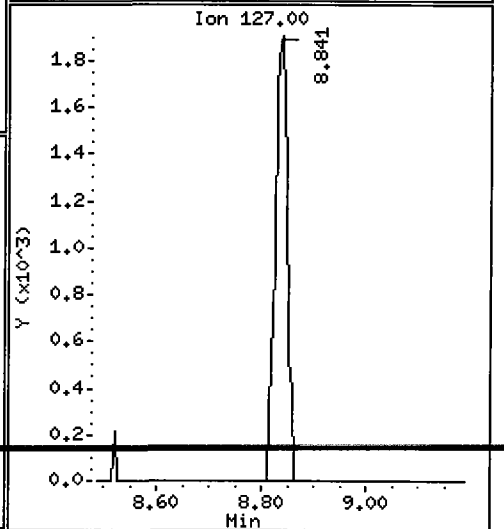
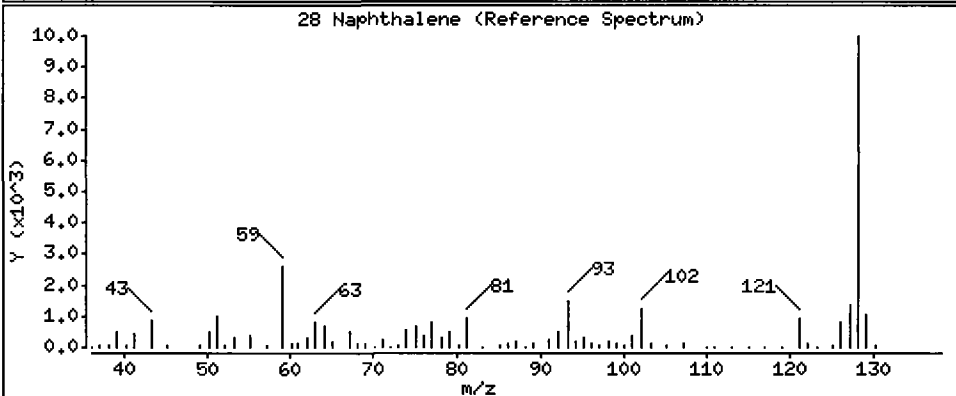
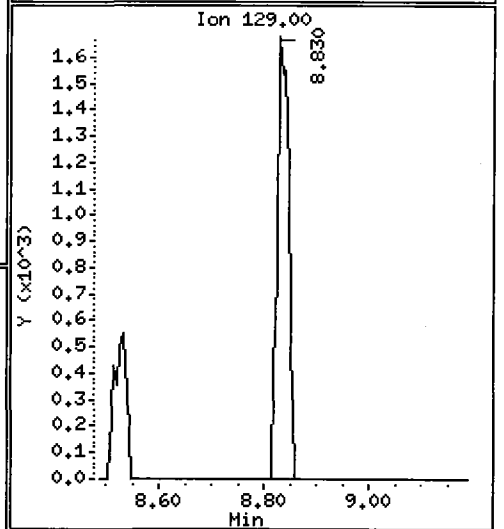
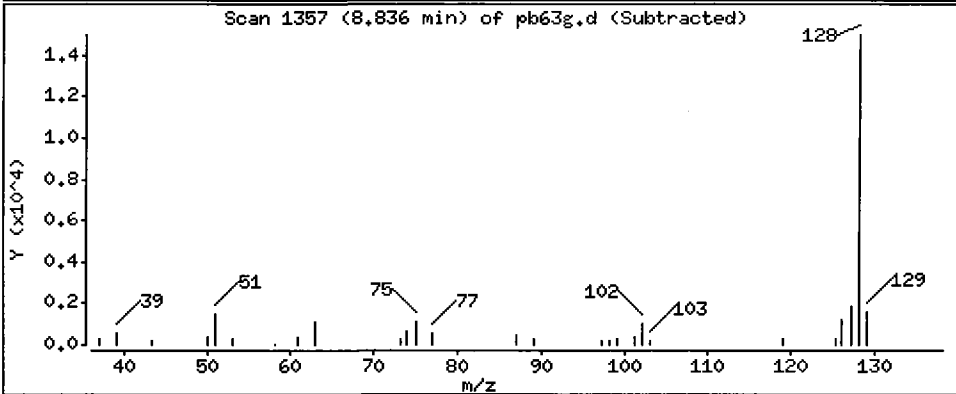
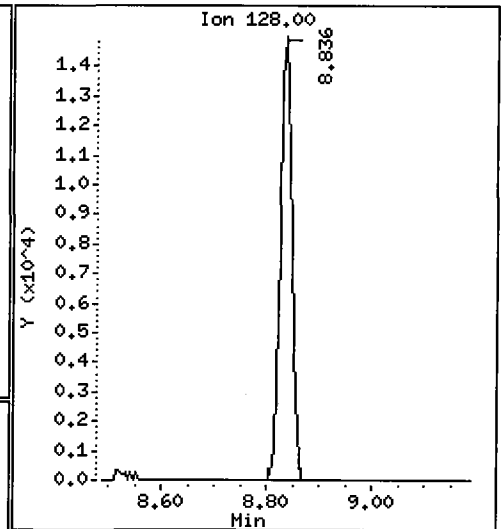
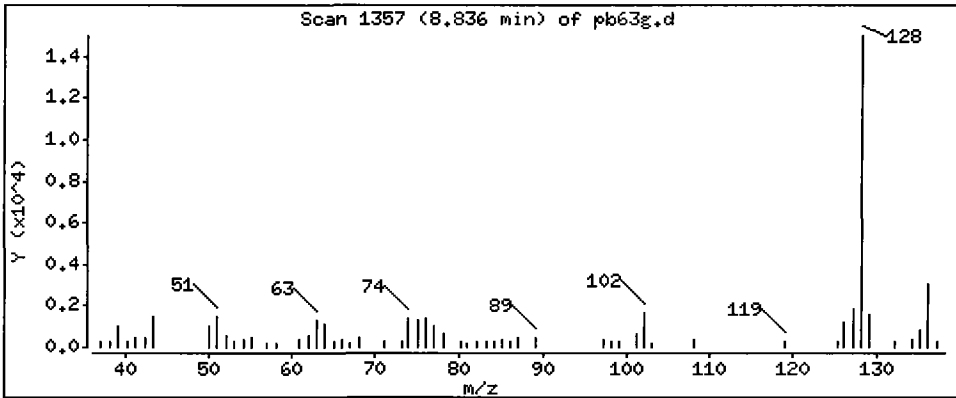
Operator: LJR/VTS

Column phase: ZB-5

Column diameter: 0.32

28 Naphthalene

Concentration: 21.18 ug/kg



Date : 16-JUN-2009 17:55

Client ID: 3SED10-A

Instrument: nt6.i

Sample Info: PB63G

Volume Injected (uL): 1.0

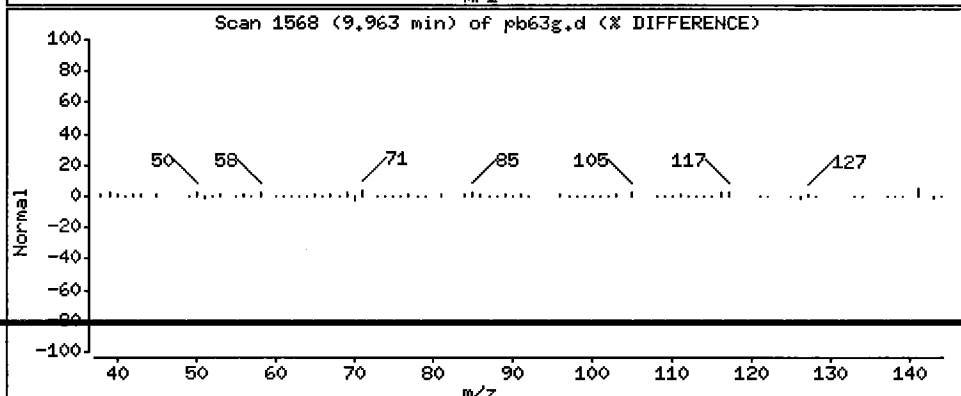
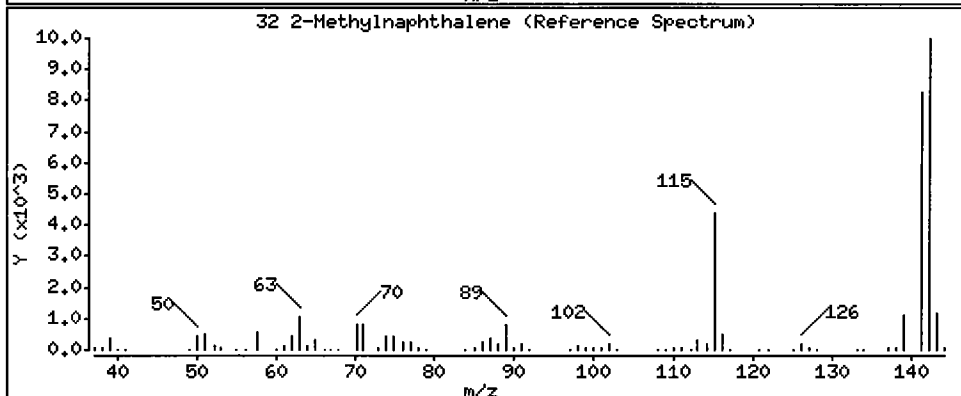
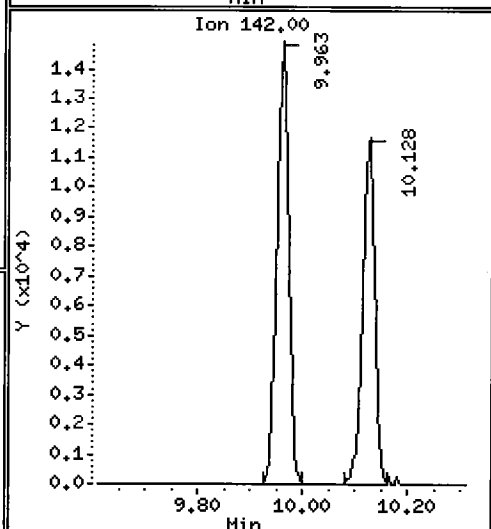
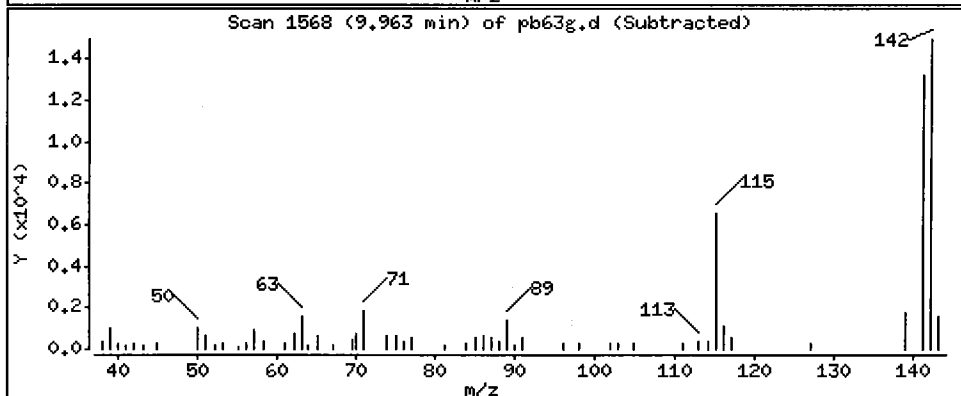
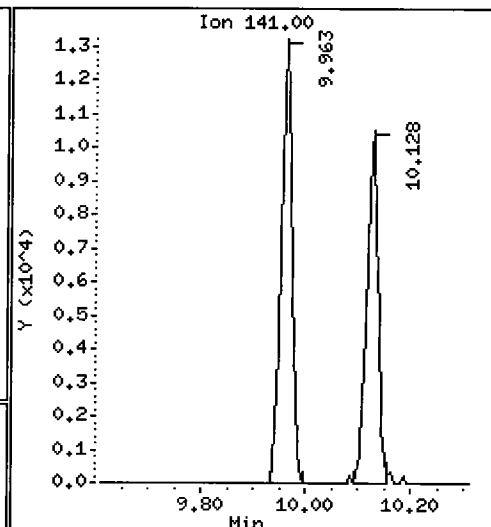
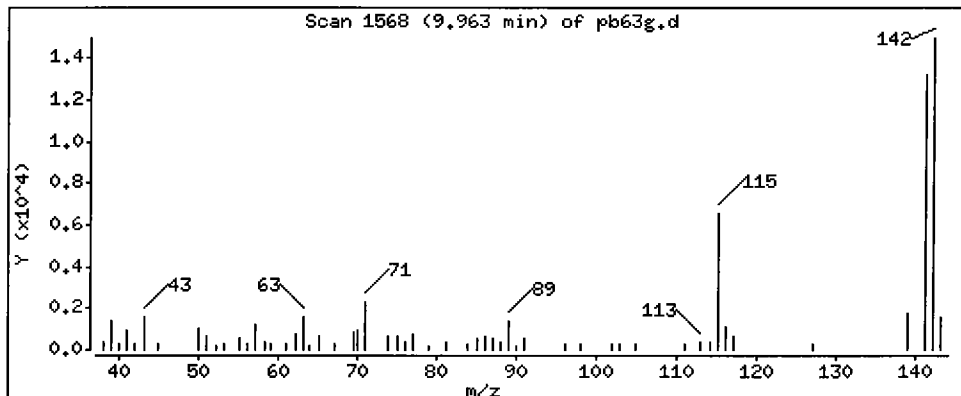
Operator: LJR/VTS

Column phase: ZB-5

Column diameter: 0.32

32 2-Methylnaphthalene

Concentration: 32.07 ug/kg



Date: 16-JUN-2009 17:55

Client ID: 3SED10-A

Instrument: nt6.i

Sample Info: PB63G

Volume Injected (uL): 1.0

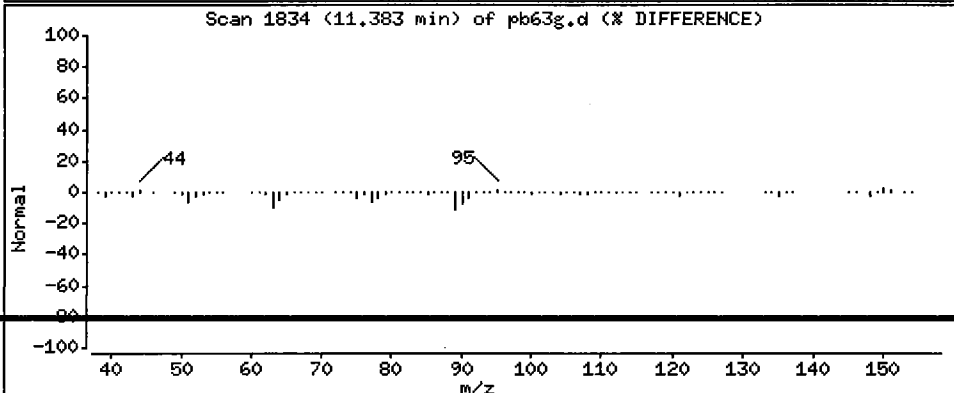
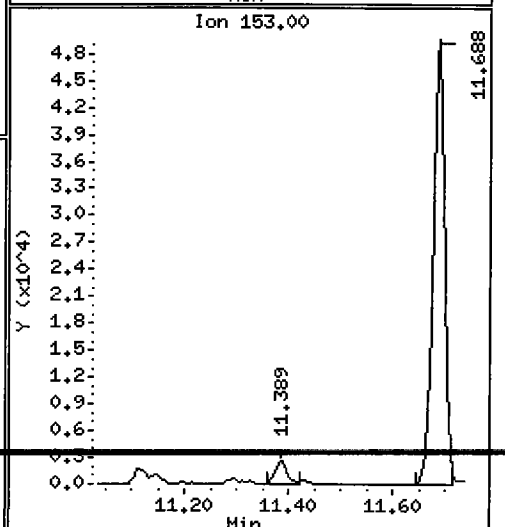
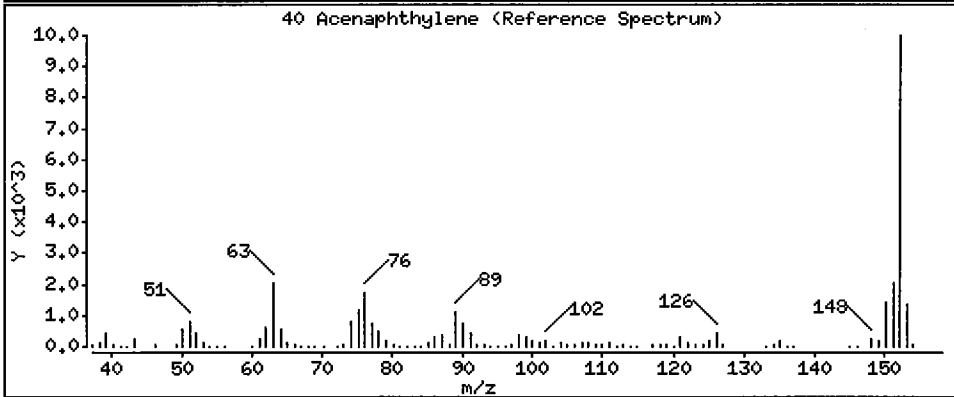
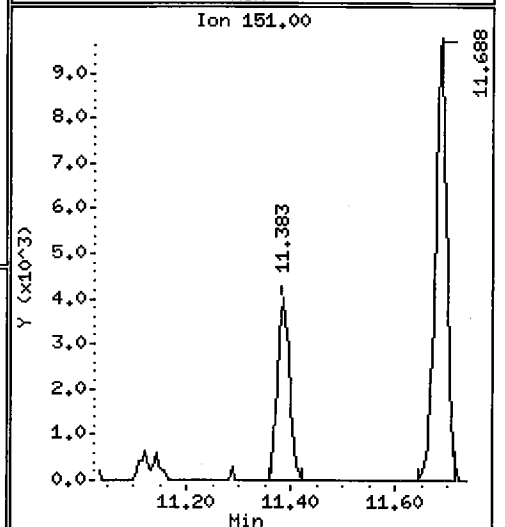
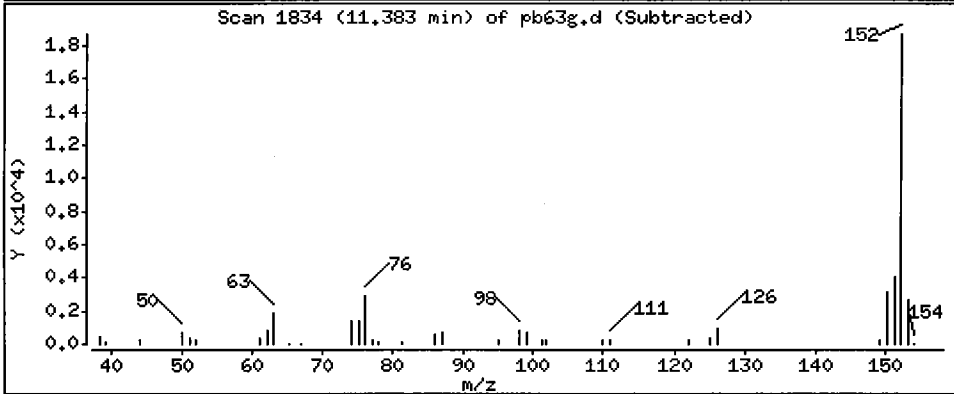
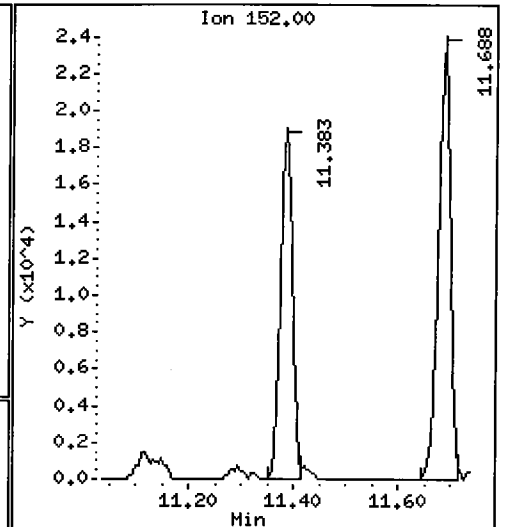
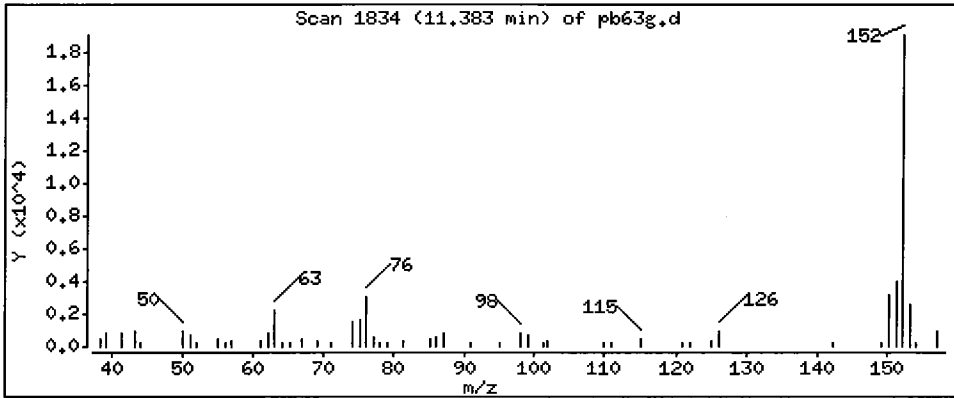
Operator: LJR/VTS

Column phase: ZB-5

Column diameter: 0.32

40 Acenaphthylene

Concentration: 31.31 ug/kg



Date : 16-JUN-2009 17:55

Client ID: 3SED10-A

Instrument: nt6.i

Sample Info: PB63G

Volume Injected (uL): 1.0

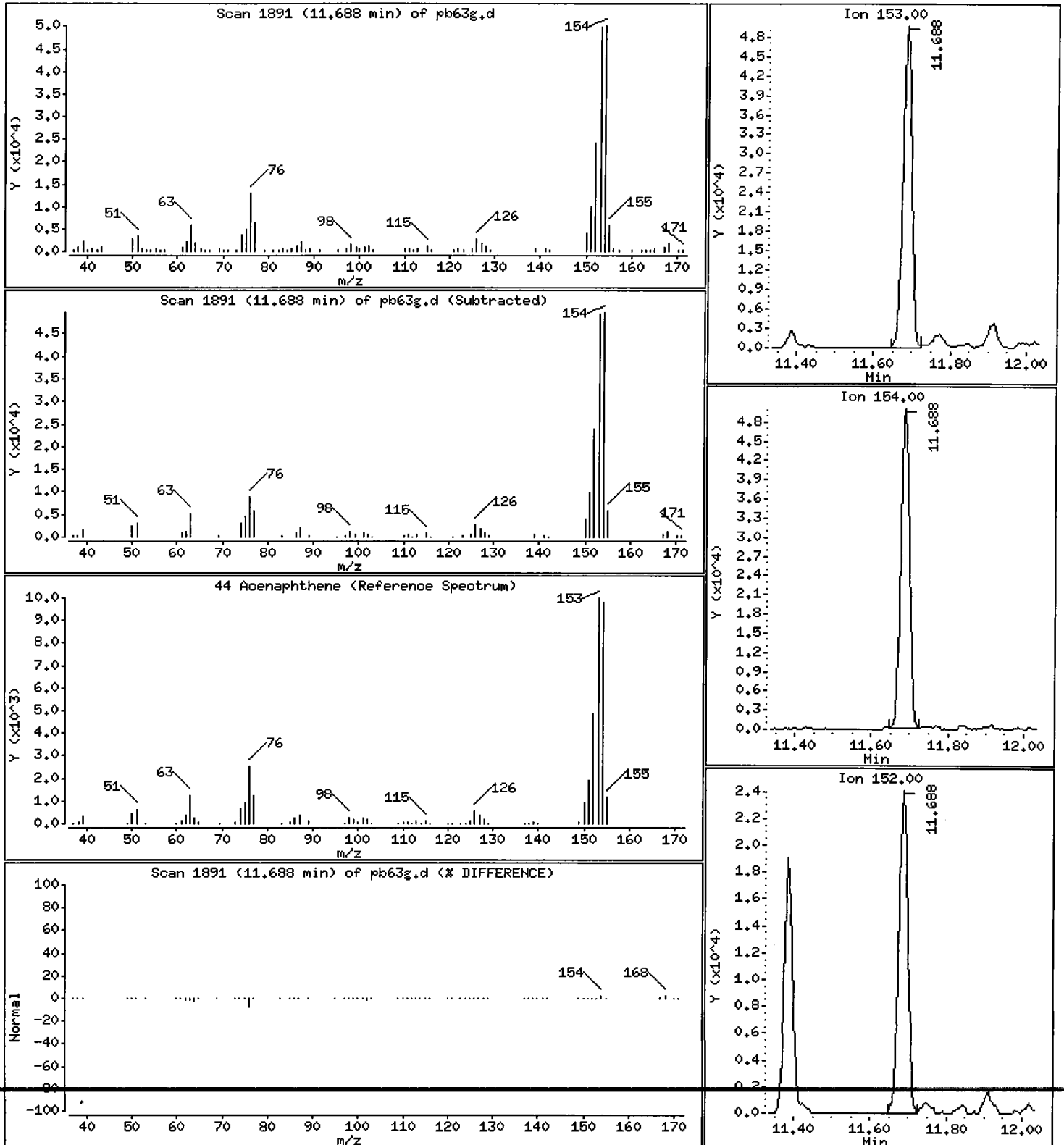
Operator: LJR/VTS

Column phase: ZB-5

Column diameter: 0.32

44 Acenaphthene

Concentration: 130.2 ug/kg



Date : 16-JUN-2009 17:55

Client ID: 3SED10-A

Instrument: nt6.i

Sample Info: PB63G

Volume Injected (uL): 1.0

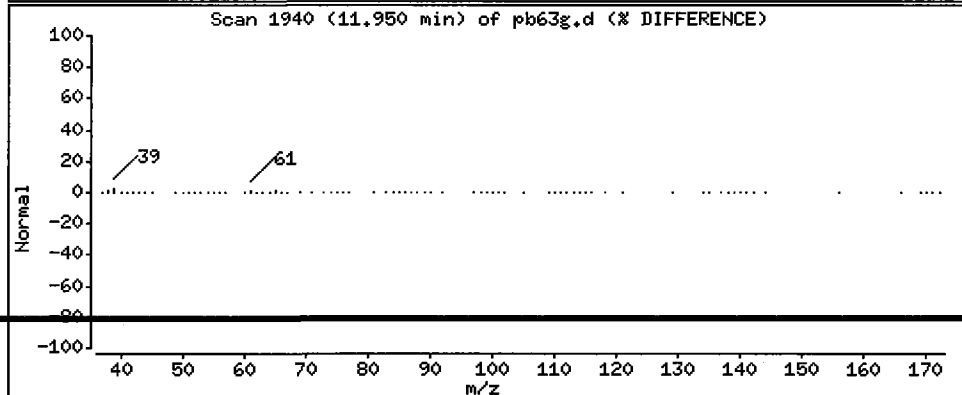
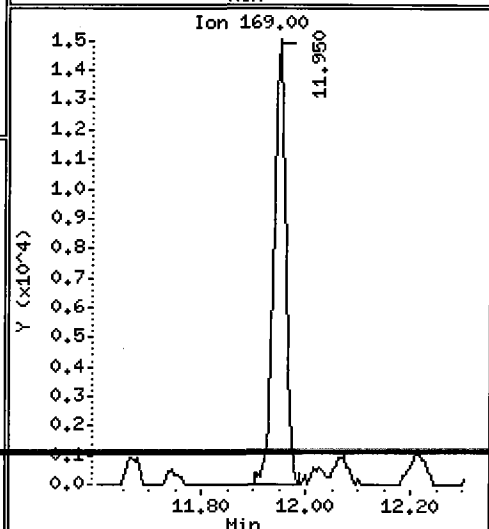
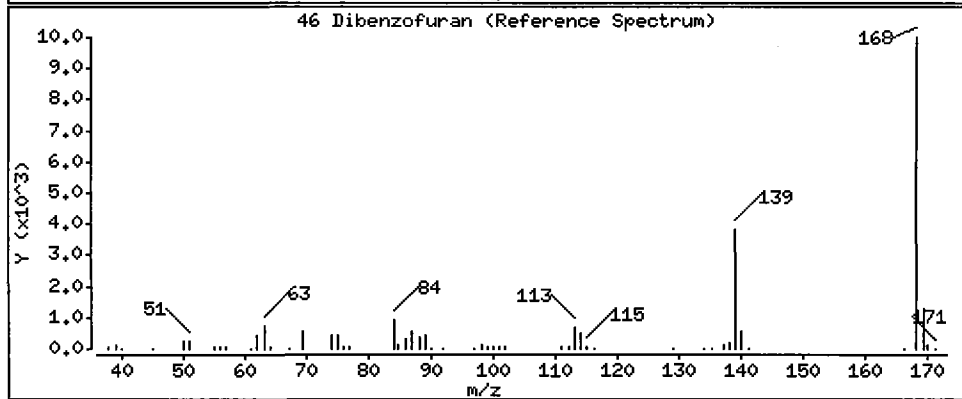
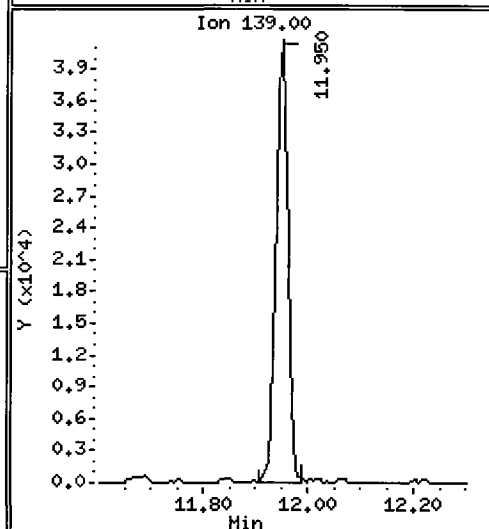
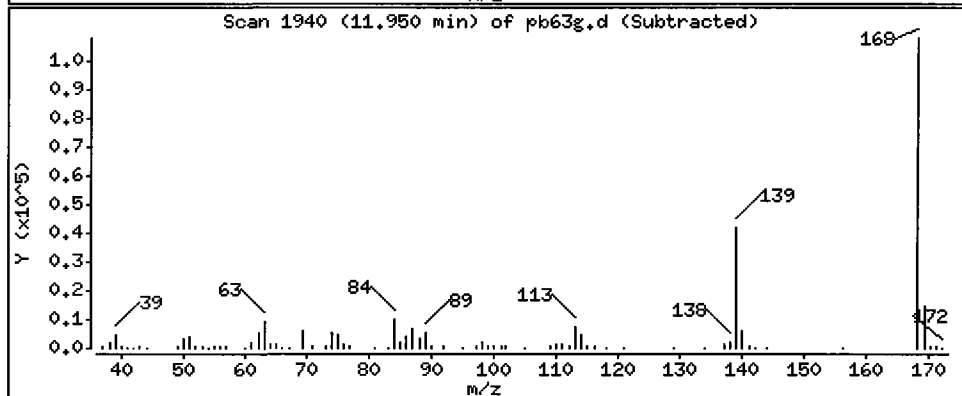
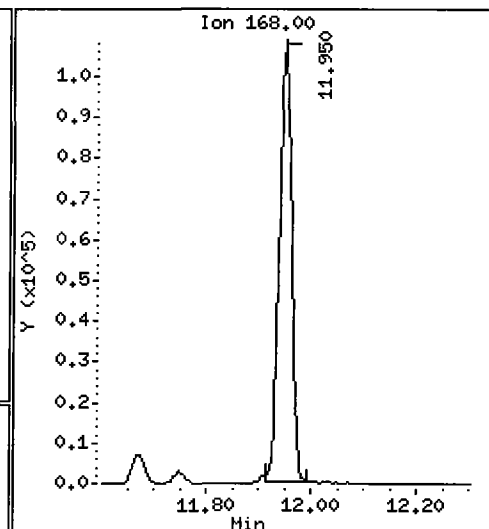
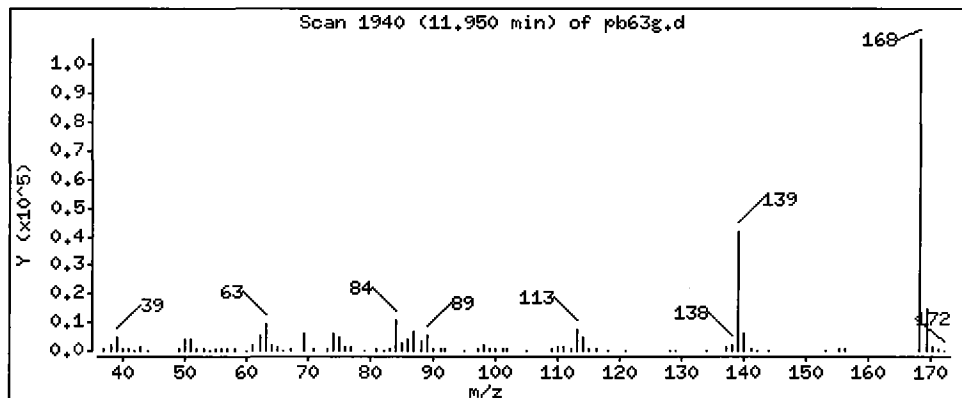
Operator: LJR/VTS

Column phase: ZB-5

Column diameter: 0.32

46 Dibenzofuran

Concentration: 196.1 ug/kg



Date : 16-JUN-2009 17:55

Client ID: 3SED10-A

Instrument: nt6.i

Sample Info: PB63G

Volume Injected (uL): 1.0

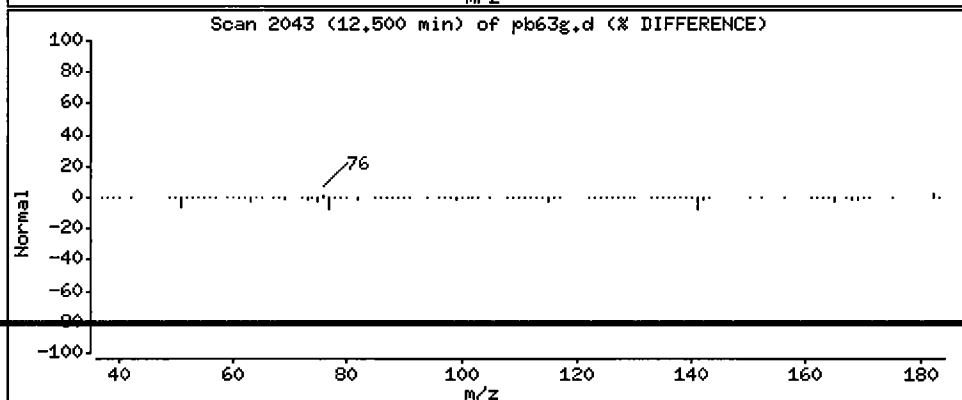
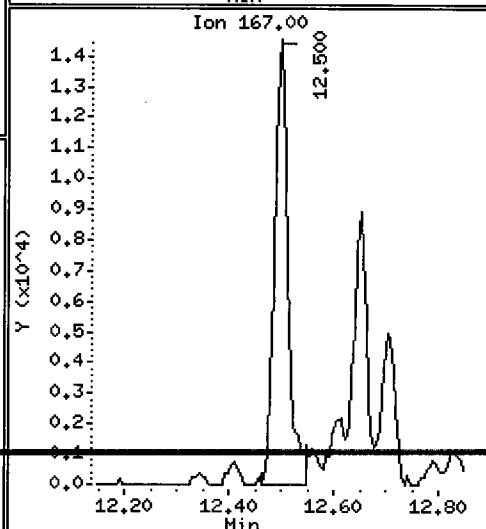
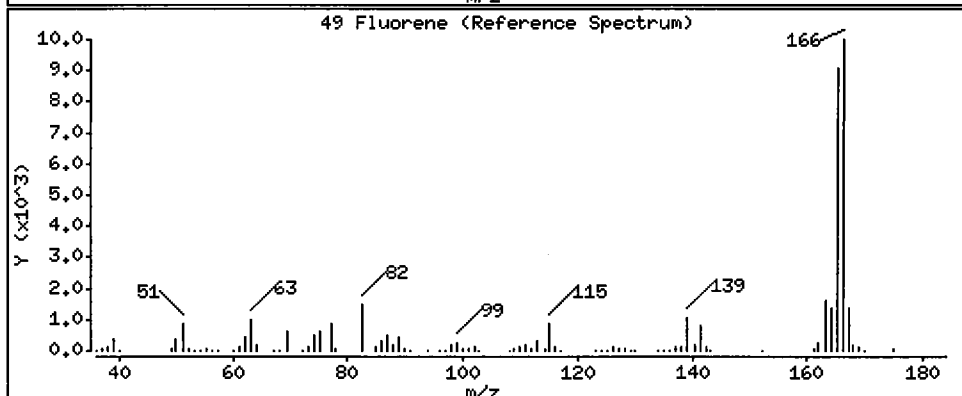
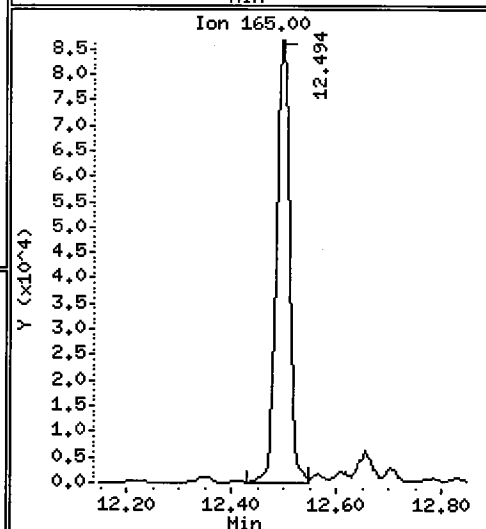
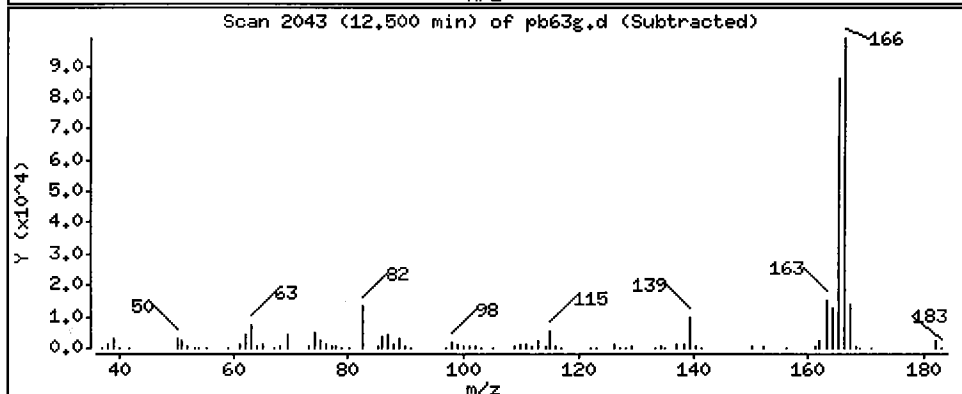
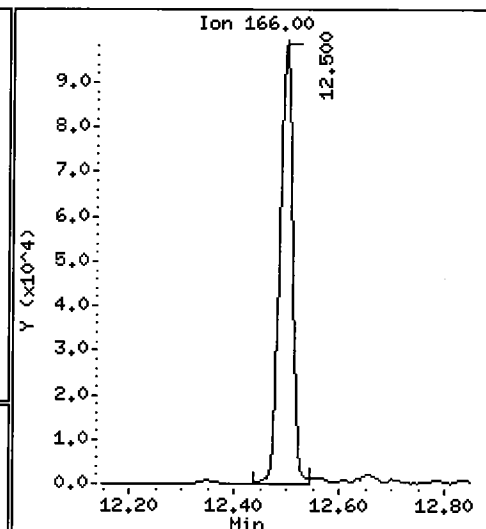
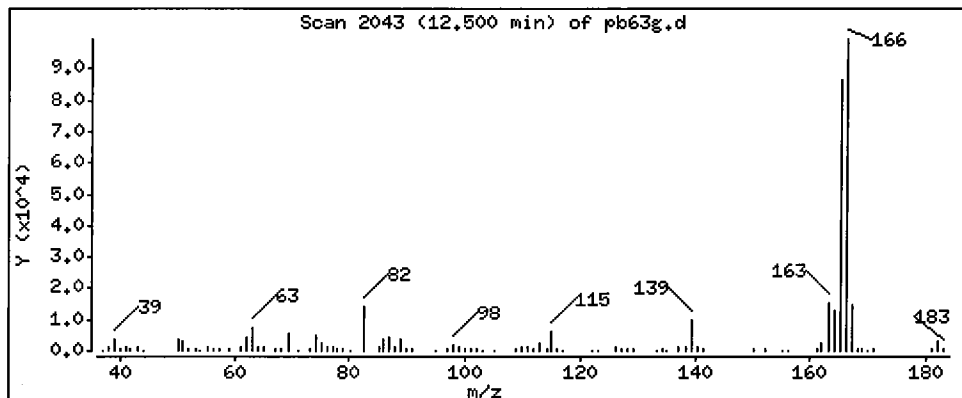
Operator: LJR/VTS

Column phase: ZB-5

Column diameter: 0.32

49 Fluorene

Concentration: 232.0 ug/kg



Date: 16-JUN-2009 17:55

Client ID: 3SED10-A

Instrument: nt6.i

Sample Info: PB63G

Volume Injected (uL): 1.0

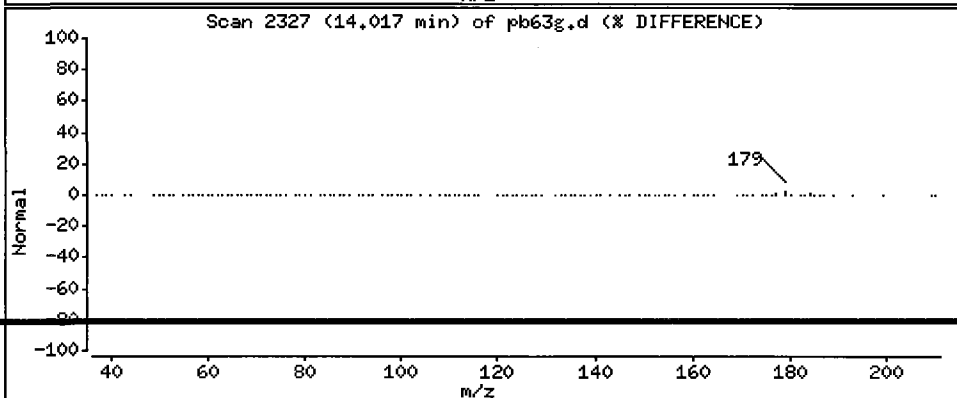
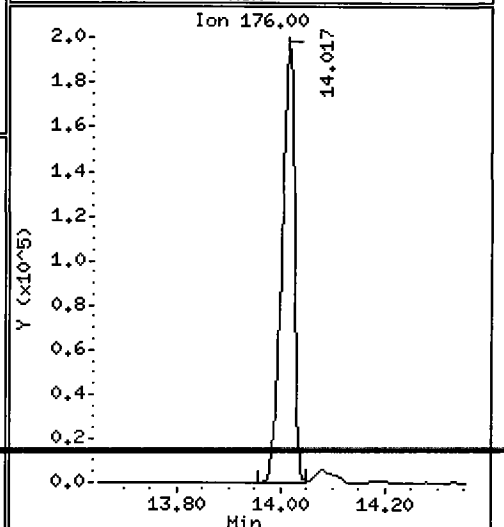
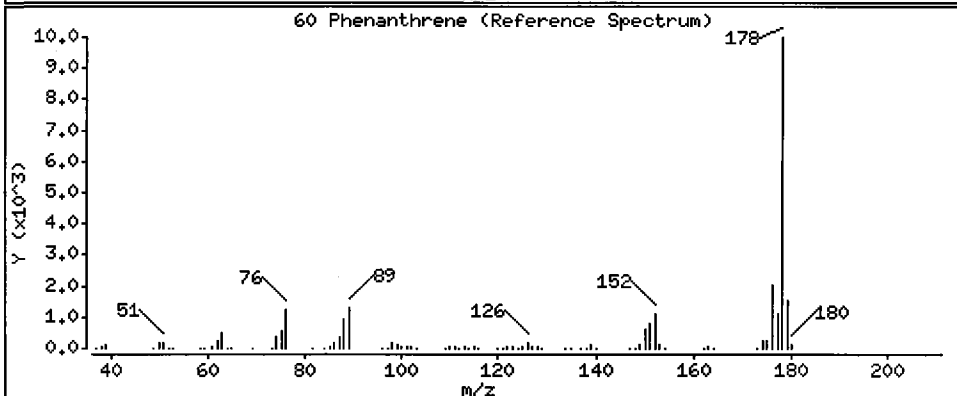
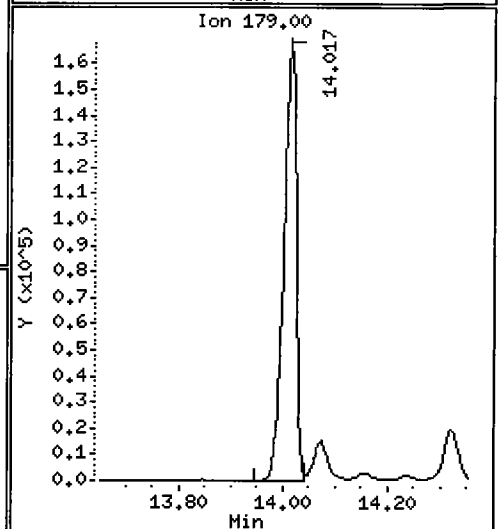
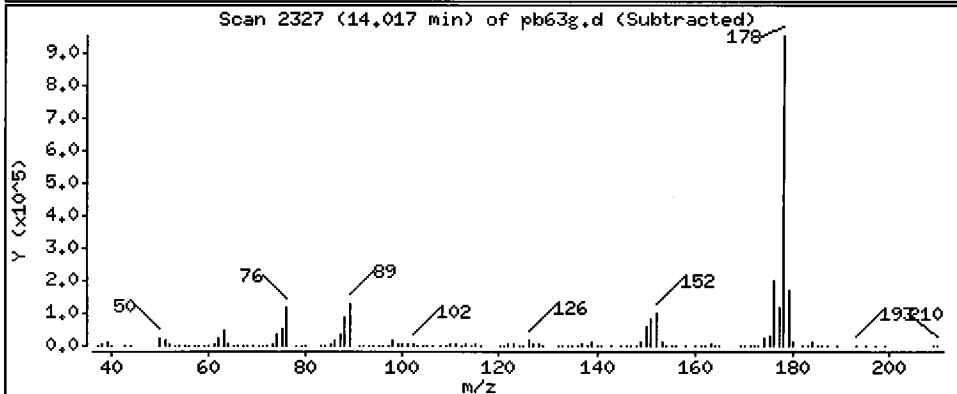
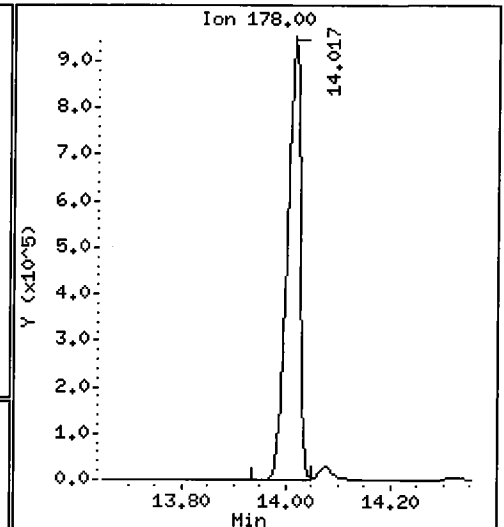
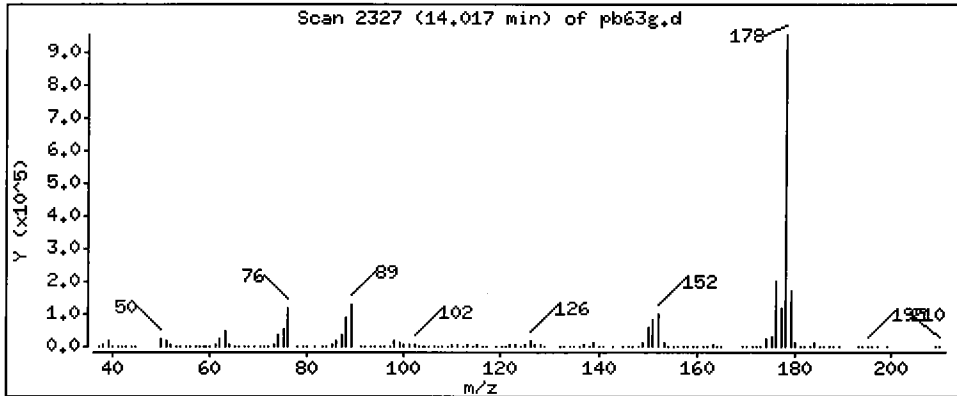
Operator: LJR/VTS

Column phase: ZB-5

Column diameter: 0.32

60 Phenanthrene

Concentration: 1936 ug/kg



Date: 16-JUN-2009 17:55

Client ID: 3SED10-A

Instrument: nt6.i

Sample Info: PB63G

Volume Injected (uL): 1.0

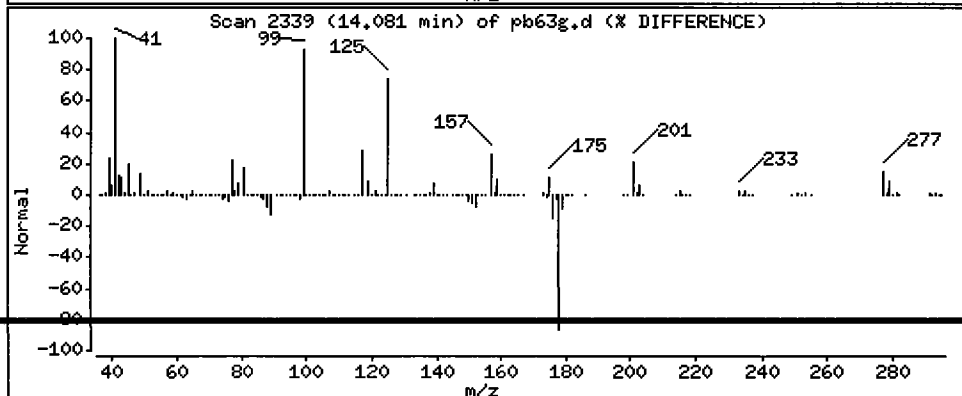
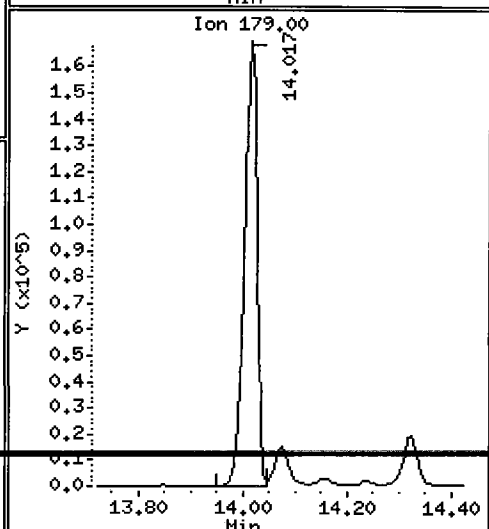
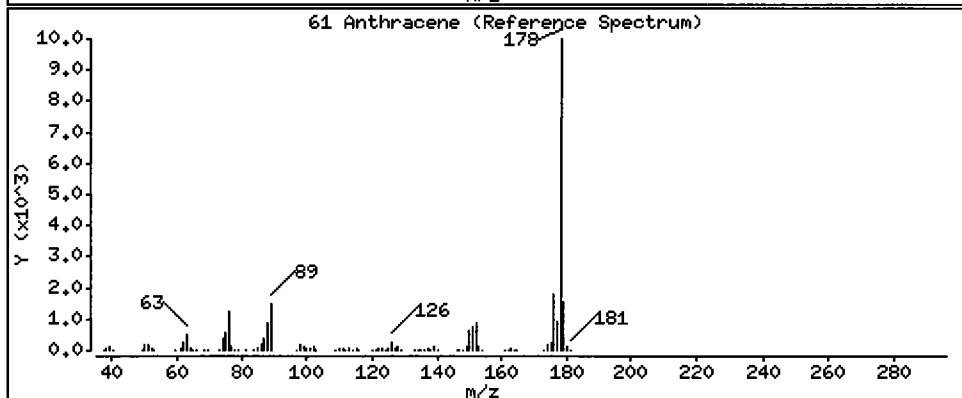
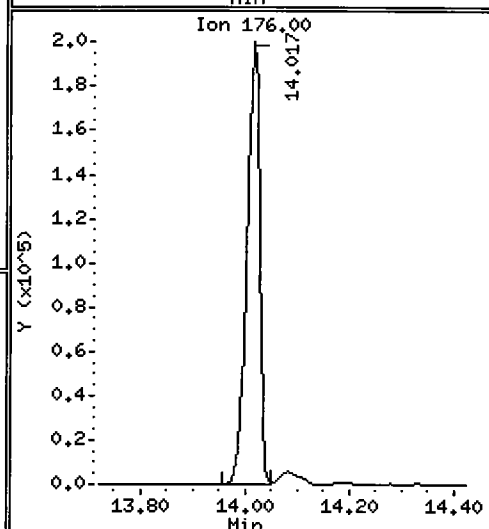
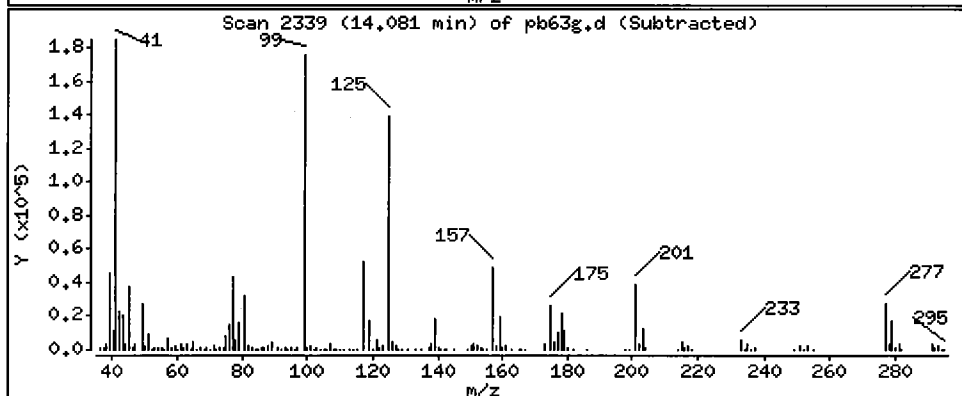
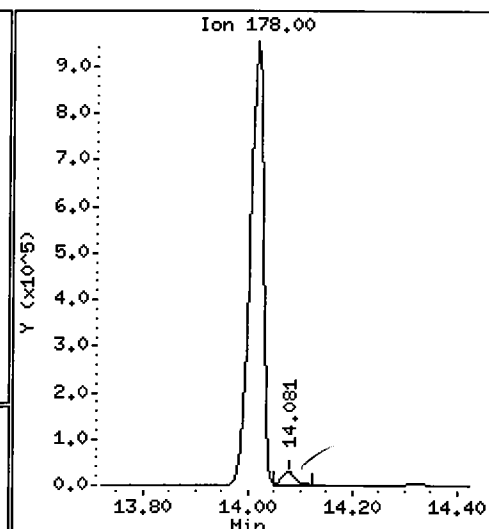
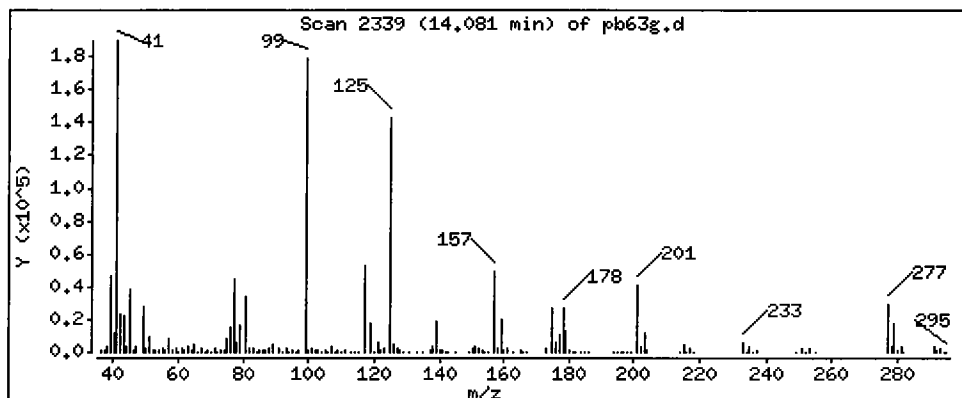
Operator: LJR/VTS

Column phase: ZB-5

Column diameter: 0.32

61 Anthracene

Concentration: 61.29 ug/kg



Date : 16-JUN-2009 17:55

Client ID: 3SED10-A

Instrument: nt6.i

Sample Info: PB63G

Volume Injected (uL): 1.0

Operator: LJR/VTS

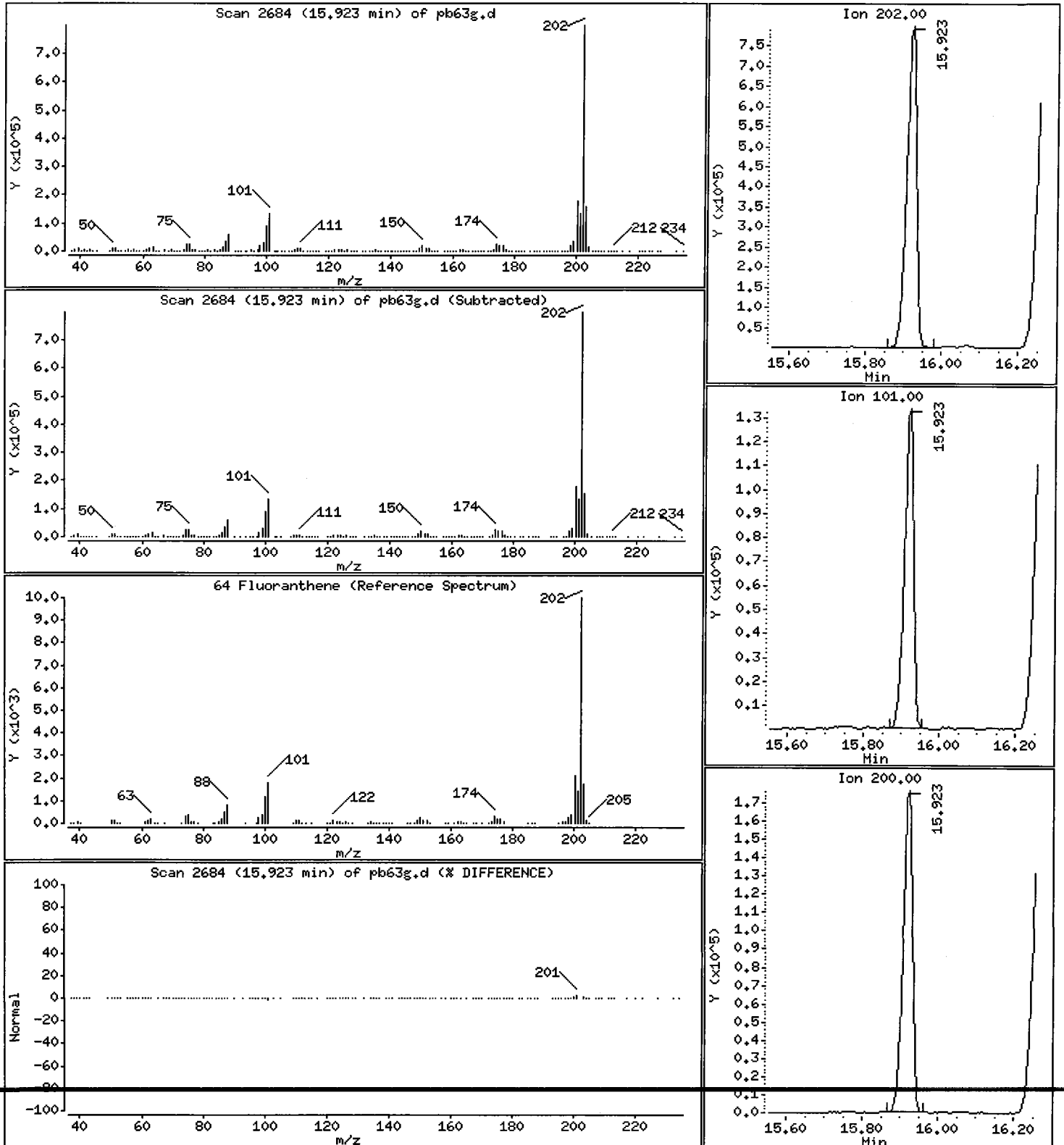
Column phase: ZB-5

Column diameter: 0.32

64 Fluoranthene

Concentration: 1679 ug/kg

E



Date : 16-JUN-2009 17:55

Client ID: 3SED10-A

Instrument: nt6.i

Sample Info: PB63G

Volume Injected (uL): 1.0

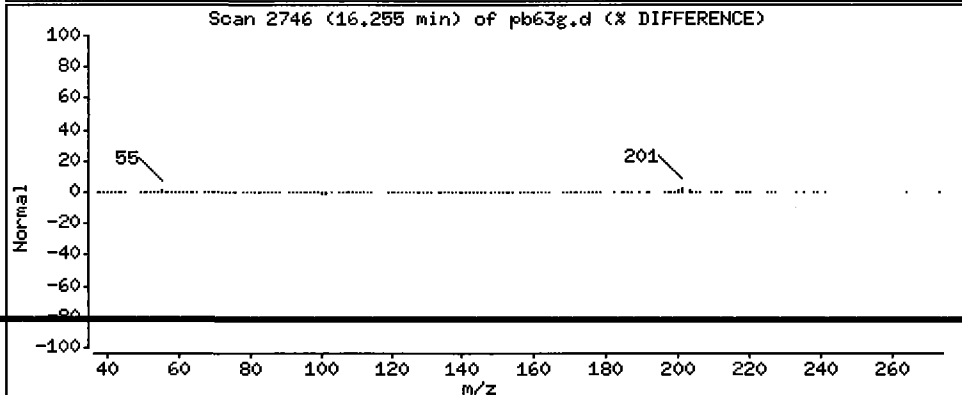
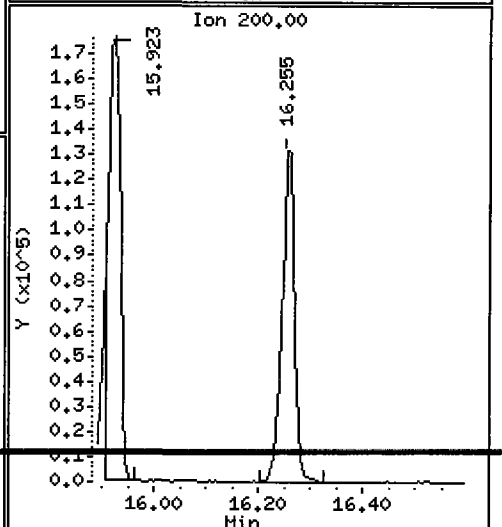
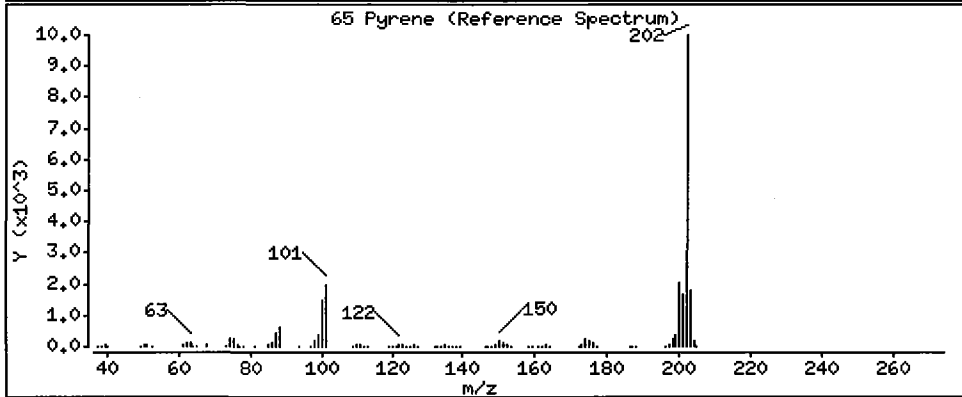
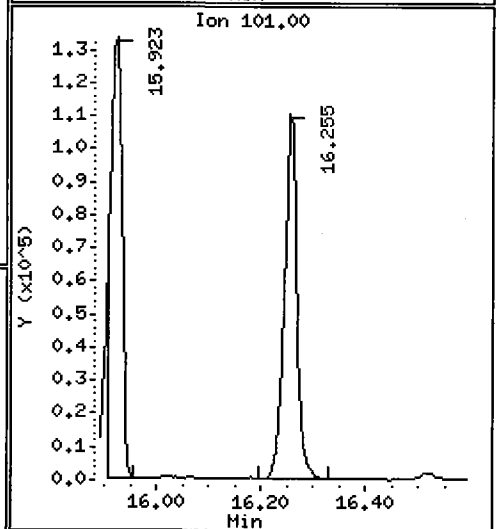
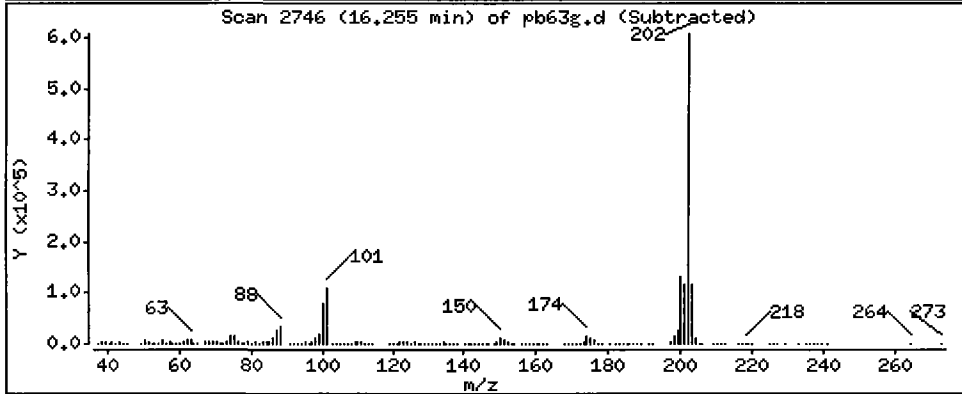
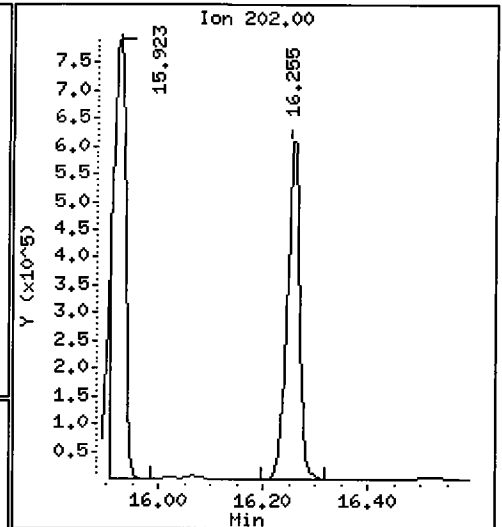
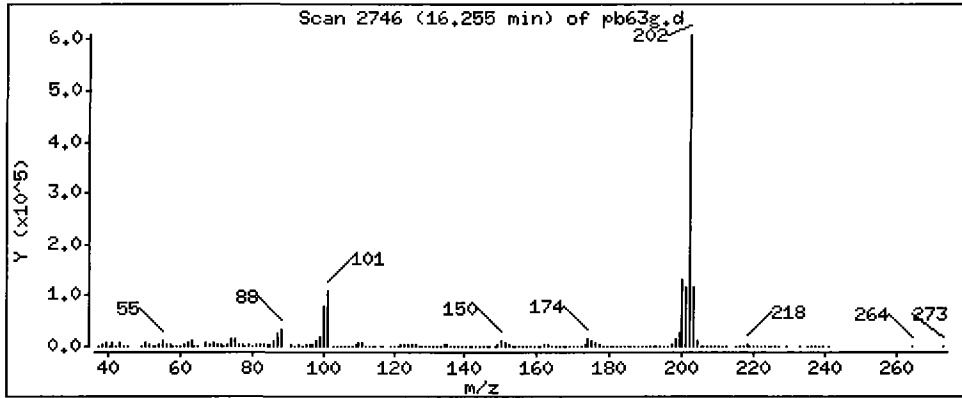
Operator: LJR/VTS

Column phase: ZB-5

Column diameter: 0.32

65 Pyrene

Concentration: 1067 ug/kg



Date : 16-JUN-2009 17:55

Client ID: 3SED10-A

Instrument: nt6.i

Sample Info: PB63G

Volume Injected (uL): 1.0

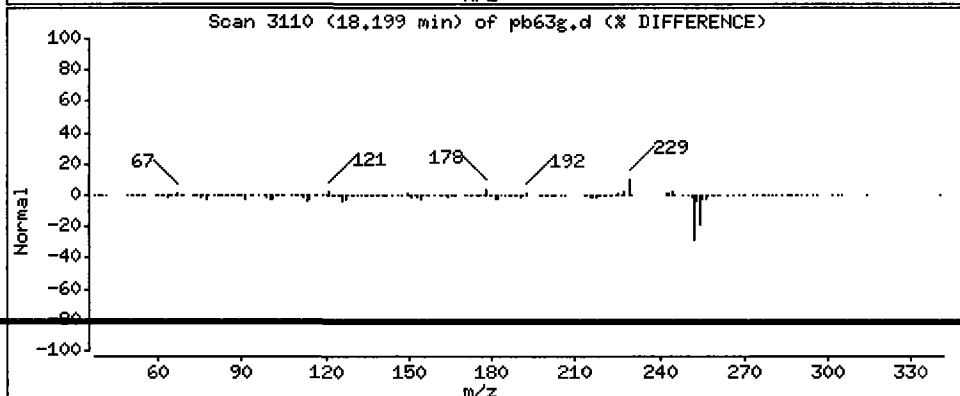
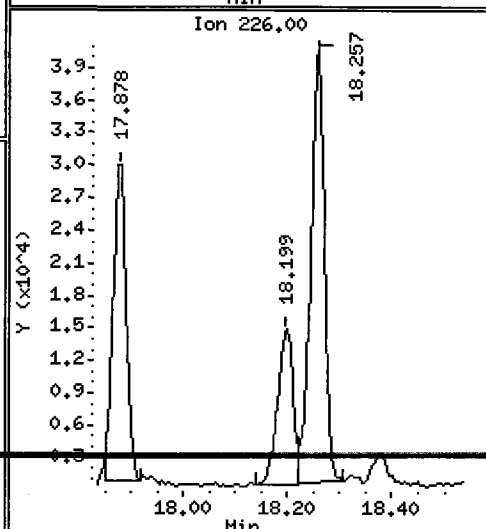
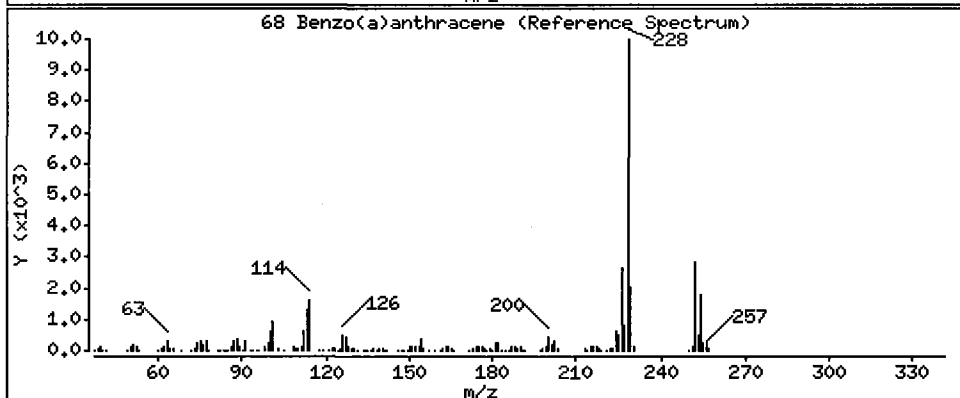
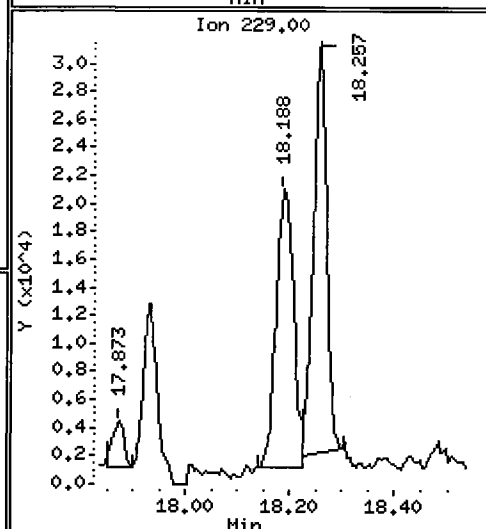
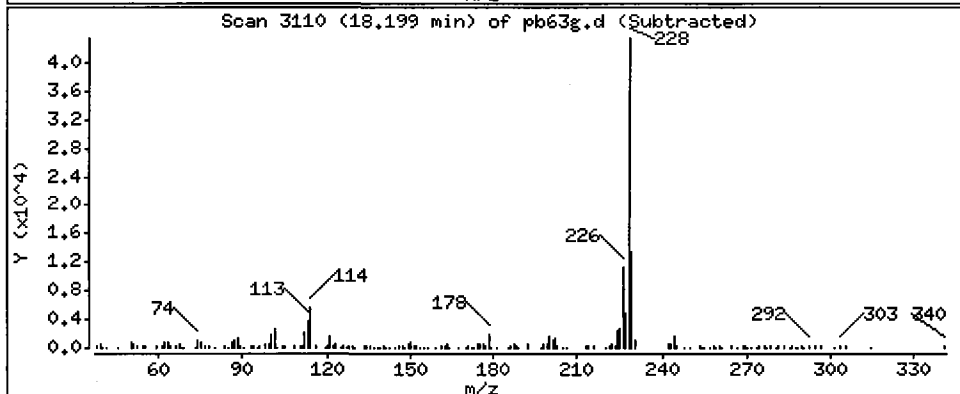
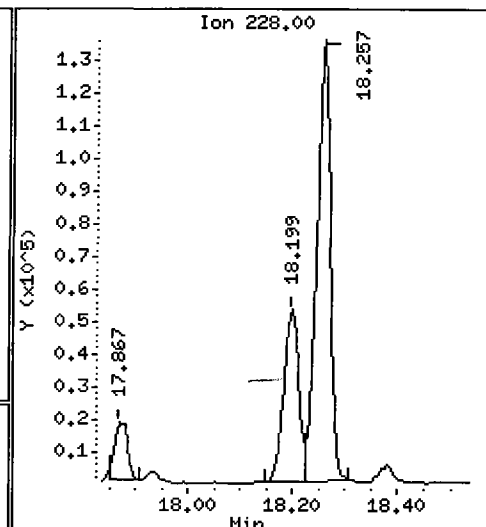
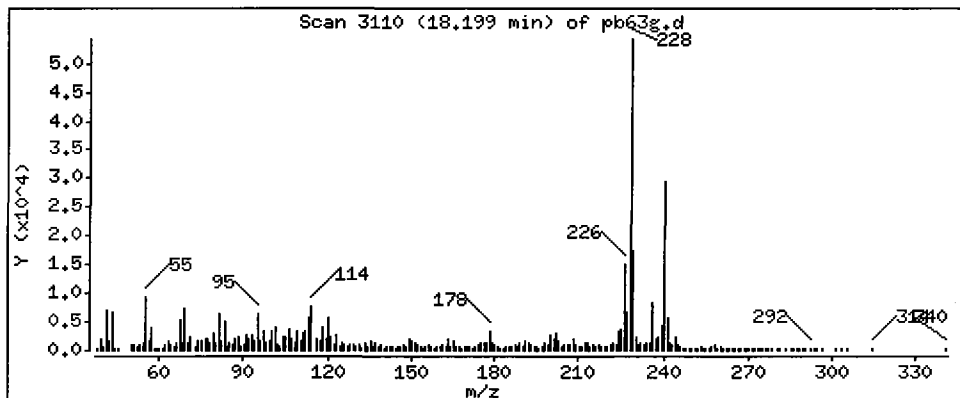
Operator: LJR/VTS

Column phase: ZB-5

Column diameter: 0.32

68 Benzo(a)anthracene

Concentration: 126.9 ug/kg



Date: 16-JUN-2009 17:55

Client ID: 3SED10-A

Instrument: nt6.i

Sample Info: PB63G

Volume Injected (uL): 1.0

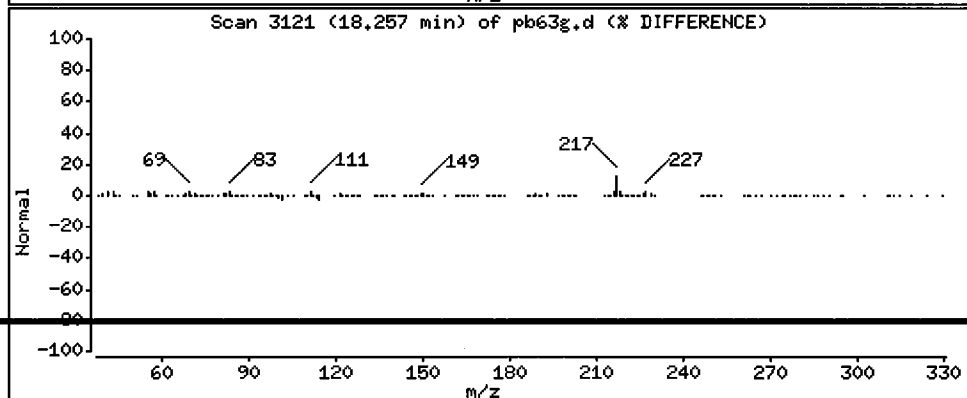
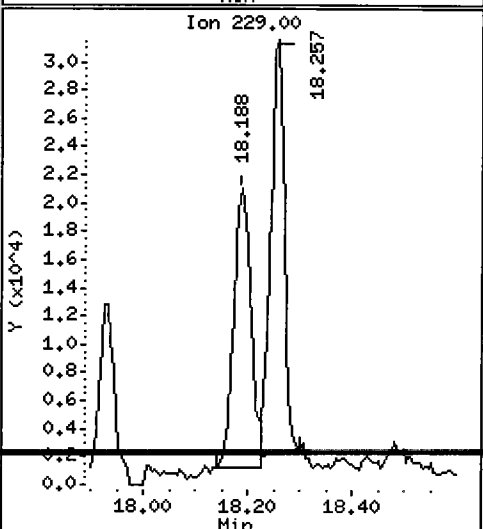
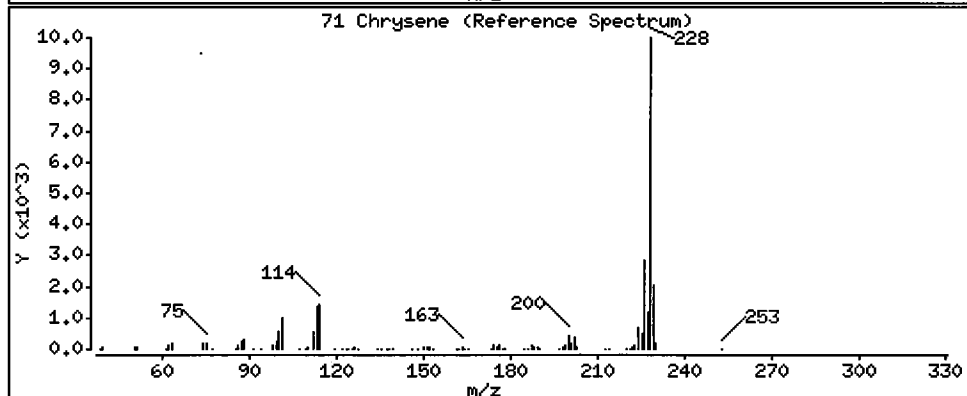
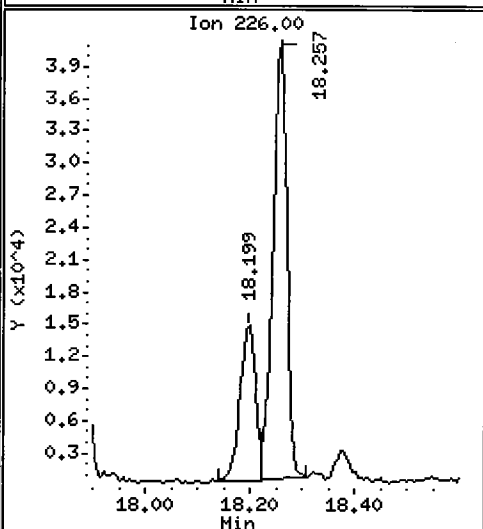
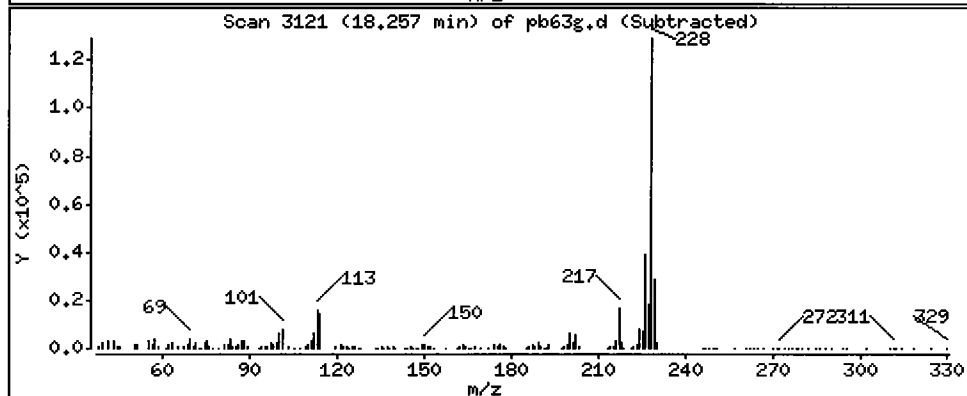
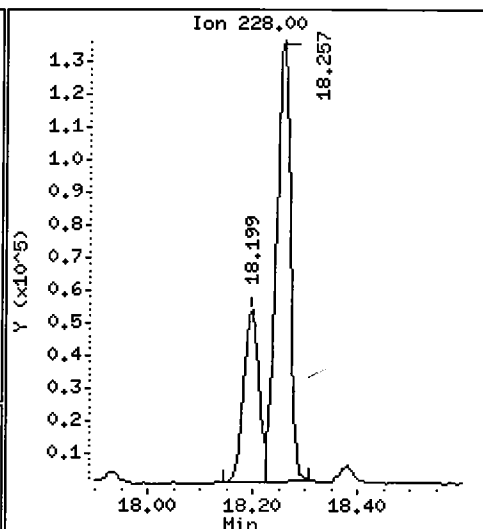
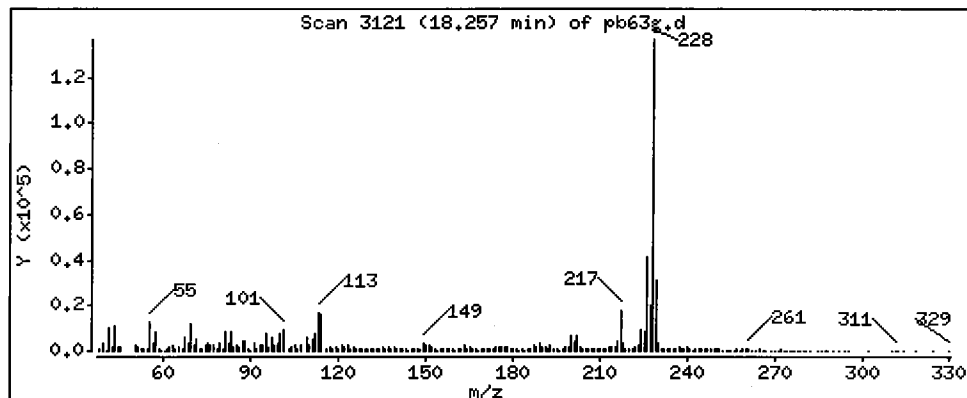
Operator: LJR/VTS

Column phase: ZB-5

Column diameter: 0.32

71 Chrysene

Concentration: 304.9 ug/kg



Date : 16-JUN-2009 17:55

Client ID: 3SED10-A

Instrument: nt6.i

Sample Info: PB63G

Volume Injected (uL): 1.0

Operator: LJR/VTS

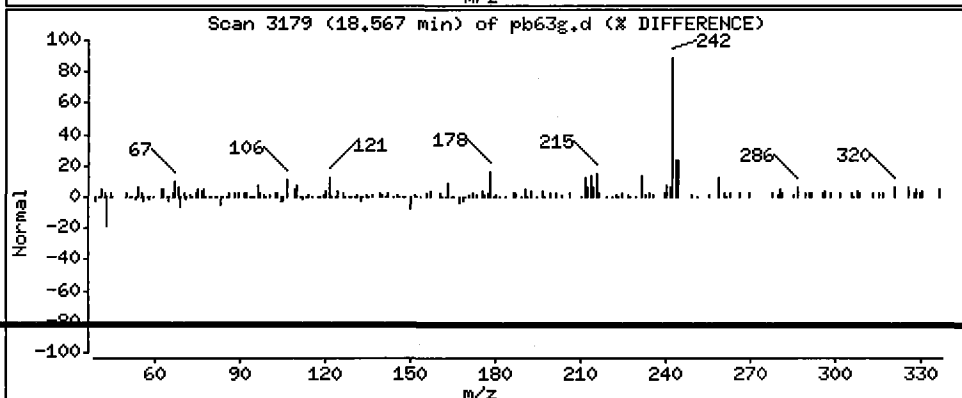
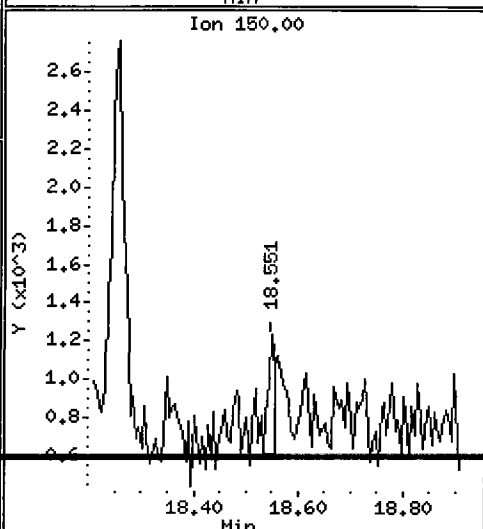
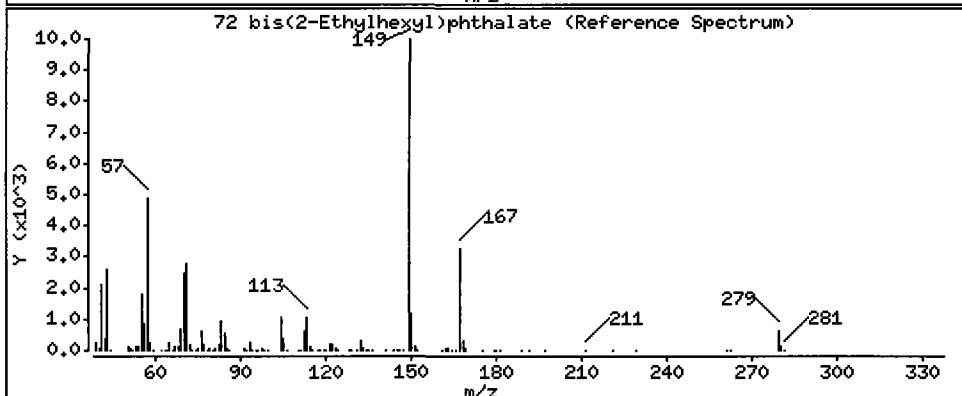
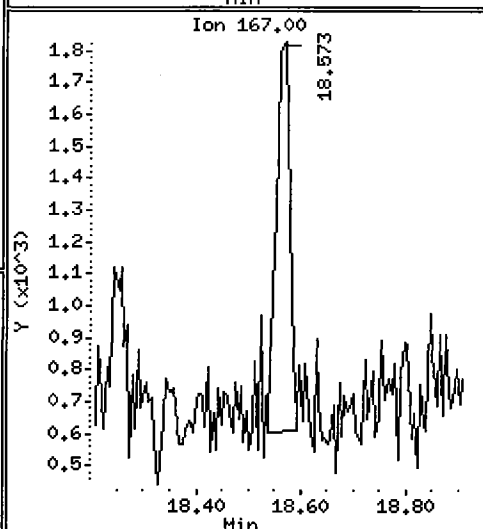
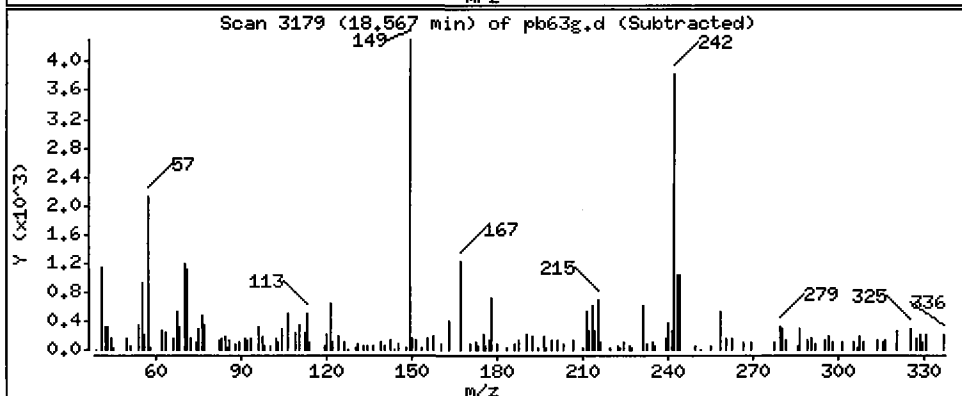
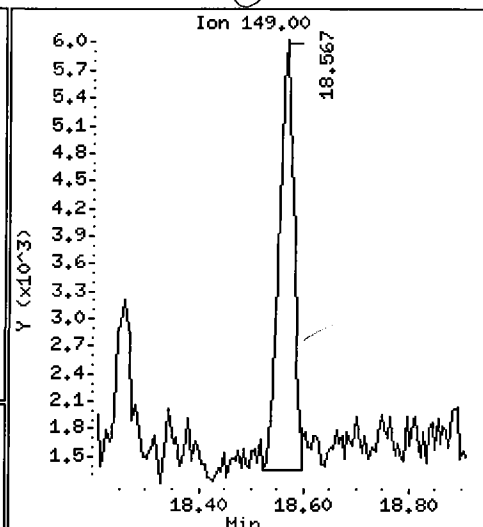
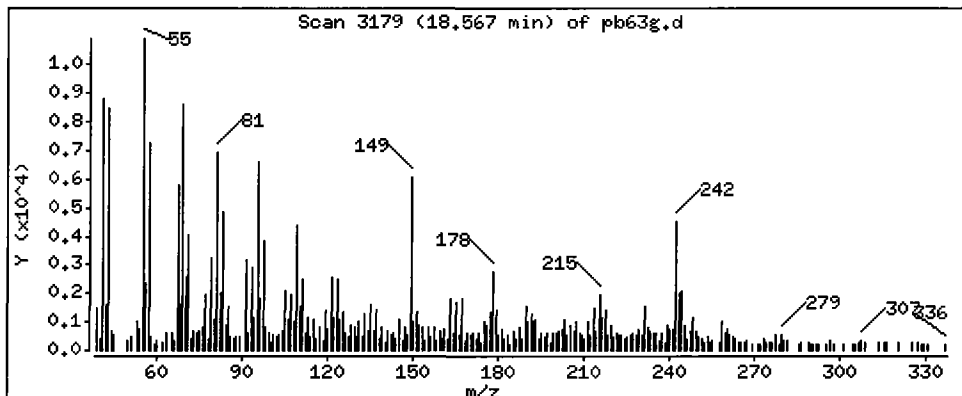
Column phase: ZB-5

Column diameter: 0.32

72 bis(2-Ethylhexyl)phthalate

Concentration: 17.75 ug/kg

Gu



Date: 16-JUN-2009 17:55

Client ID: 3SED10-A

Instrument: nt6.i

Sample Info: PB63G

Volume Injected (uL): 1.0

Operator: LJR/VTS

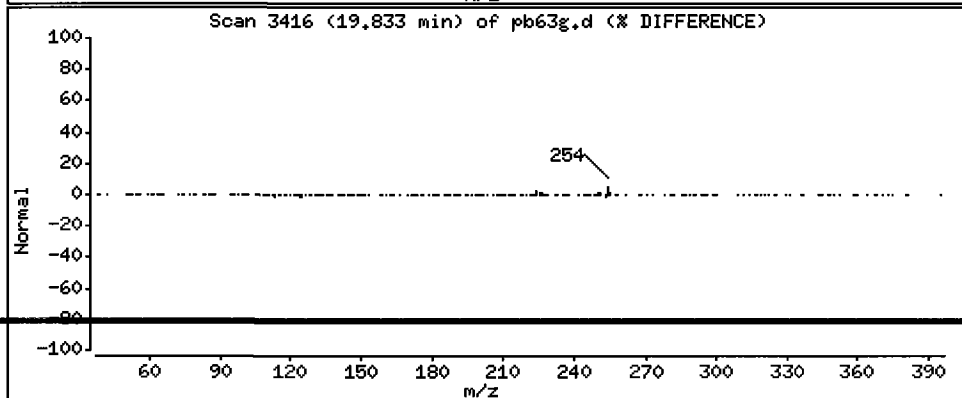
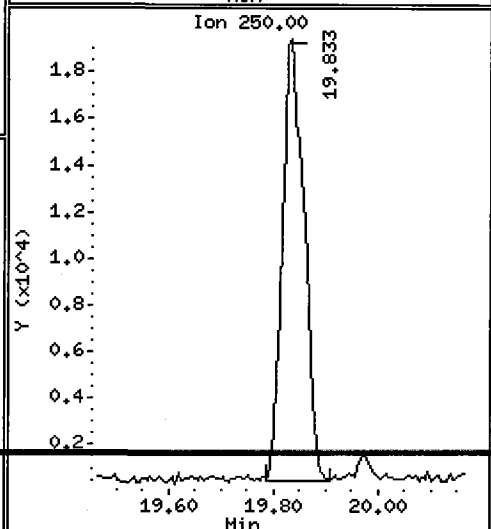
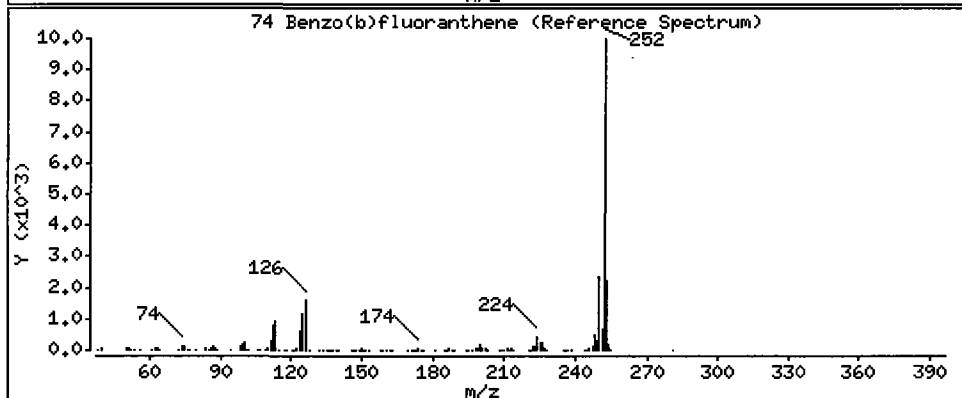
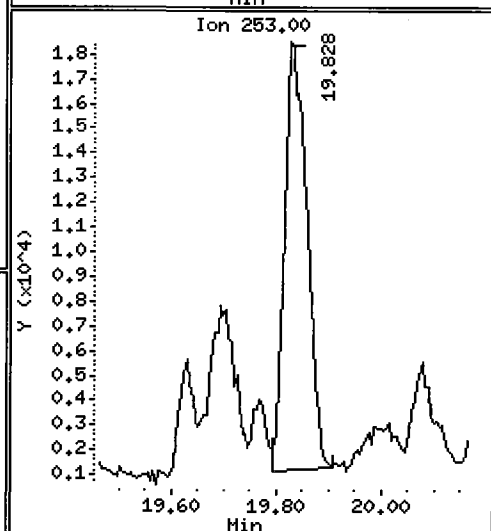
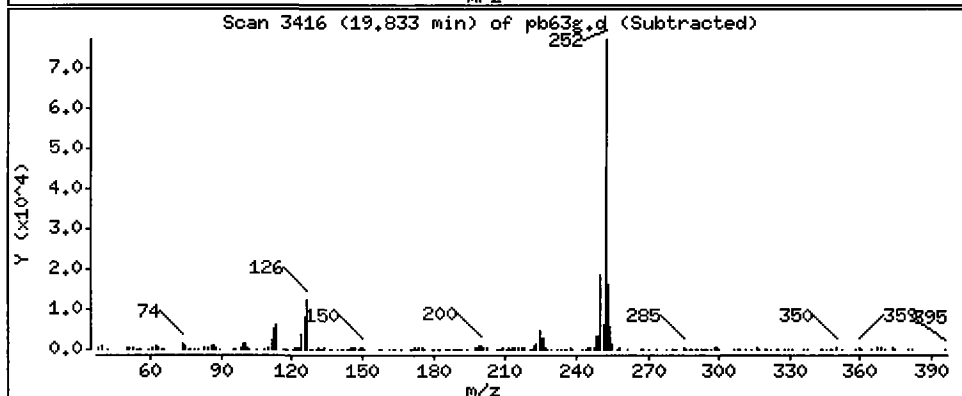
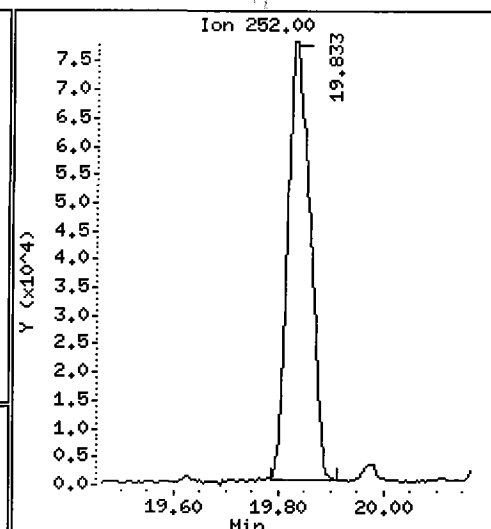
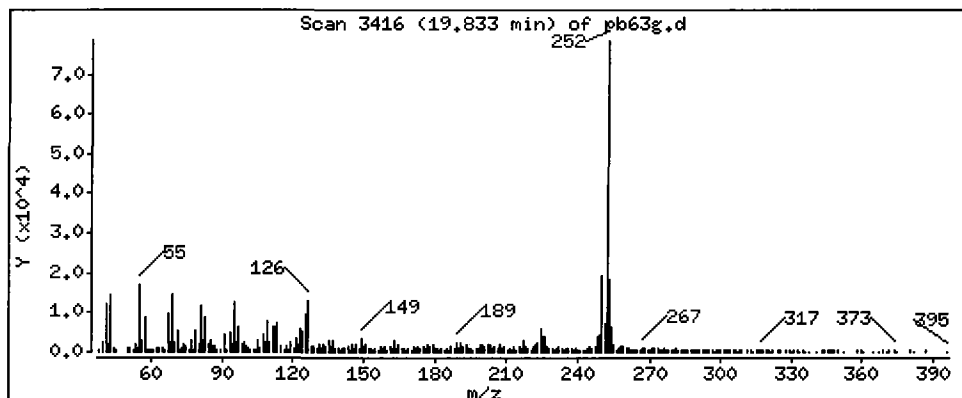
Column phase: ZB-5

Column diameter: 0.32

112

74 Benzo(b)fluoranthene

Concentration: 430.0 ug/kg



Date : 16-JUN-2009 17:55

Client ID: 3SED10-A

Instrument: nt6.i

Sample Info: PB63G

Volume Injected (uL): 1.0

Operator: LJR/VTS

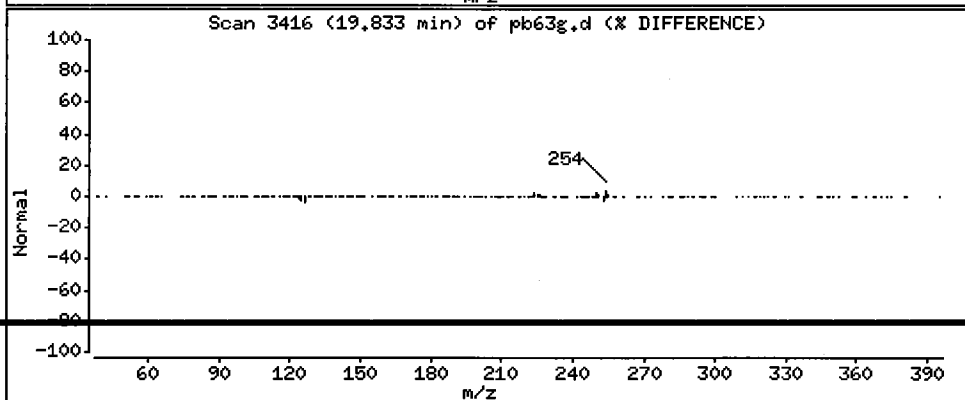
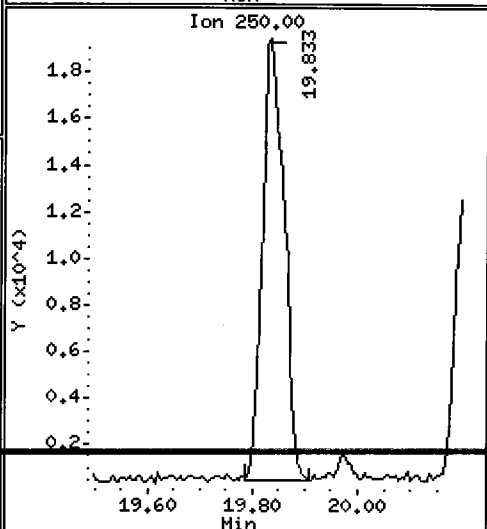
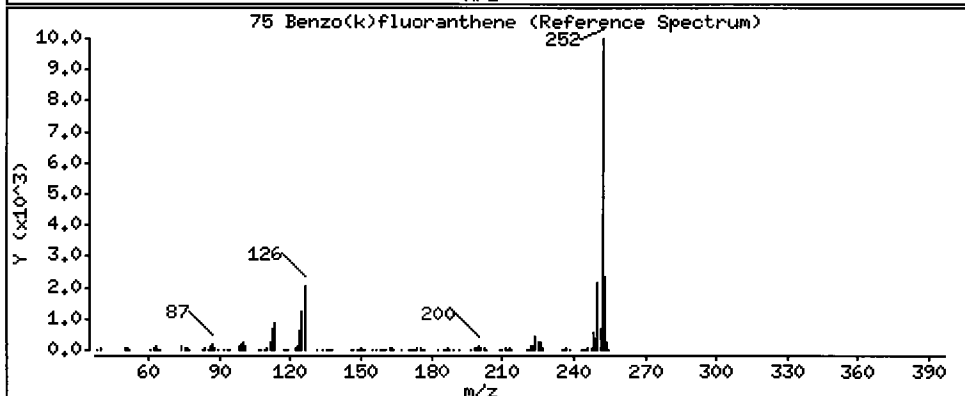
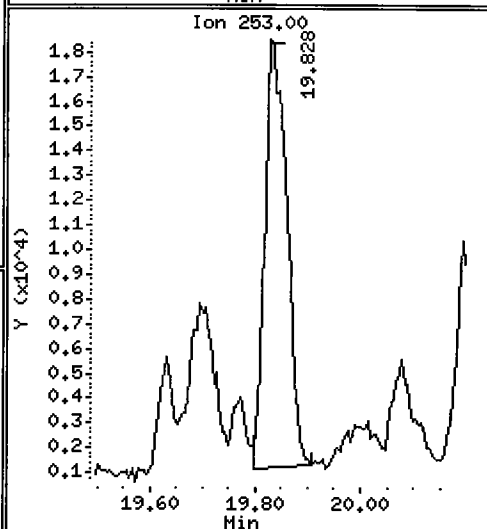
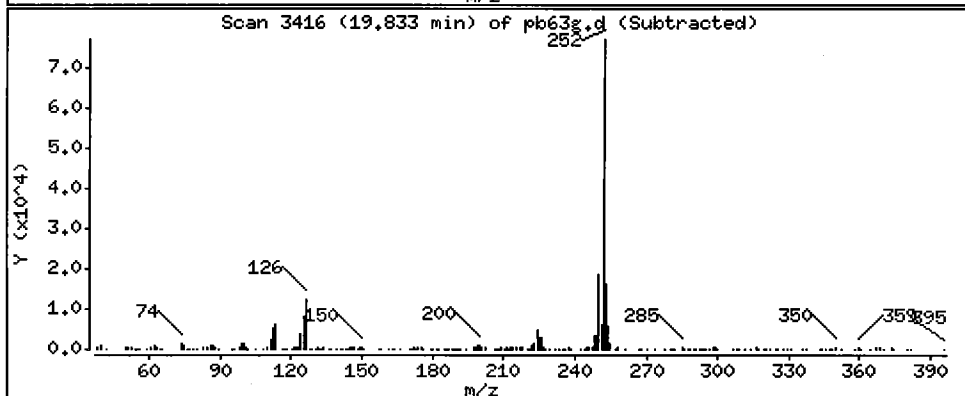
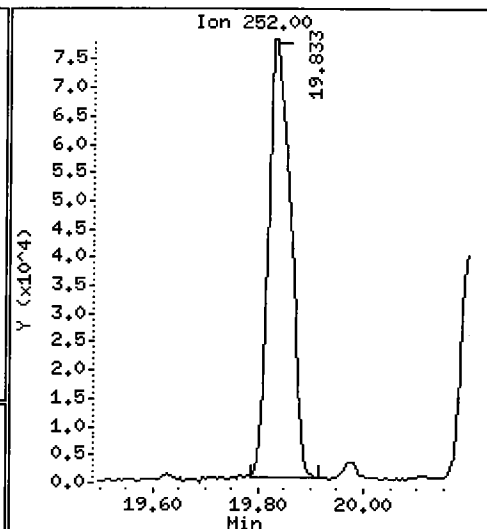
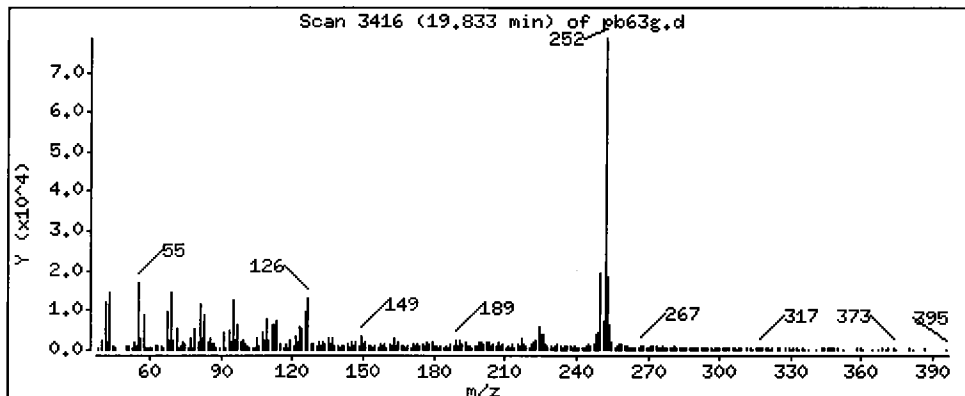
Column phase: ZB-5

Column diameter: 0.32

75 Benzo(k)fluoranthene

Concentration: 418.6 ug/kg

1/2



Date : 16-JUN-2009 17:55

Client ID: 3SED10-A

Instrument: nt6.i

Sample Info: PB63G

Volume Injected (uL): 1.0

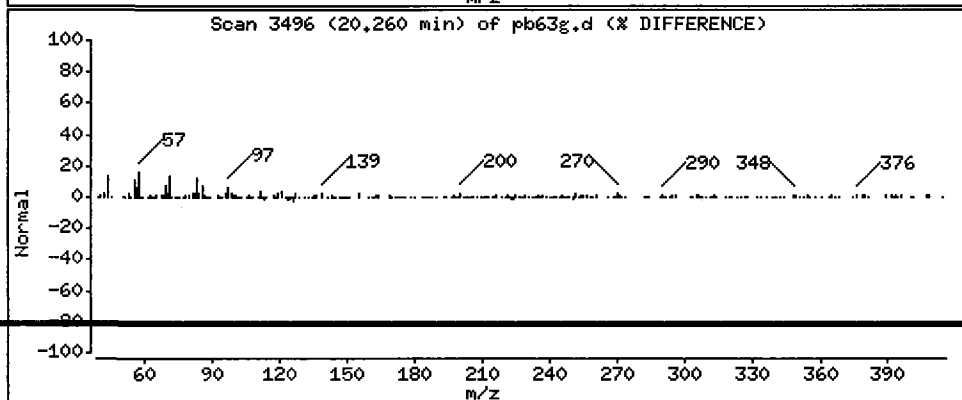
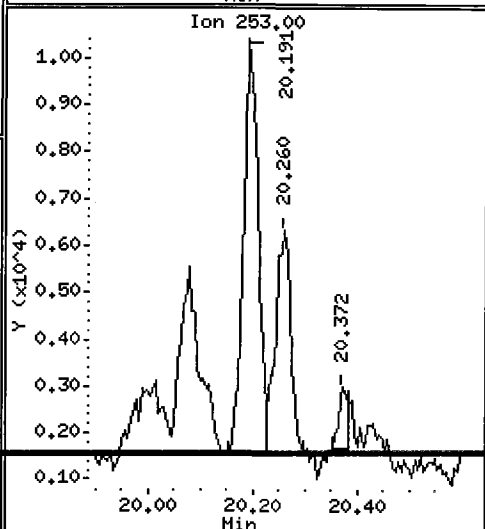
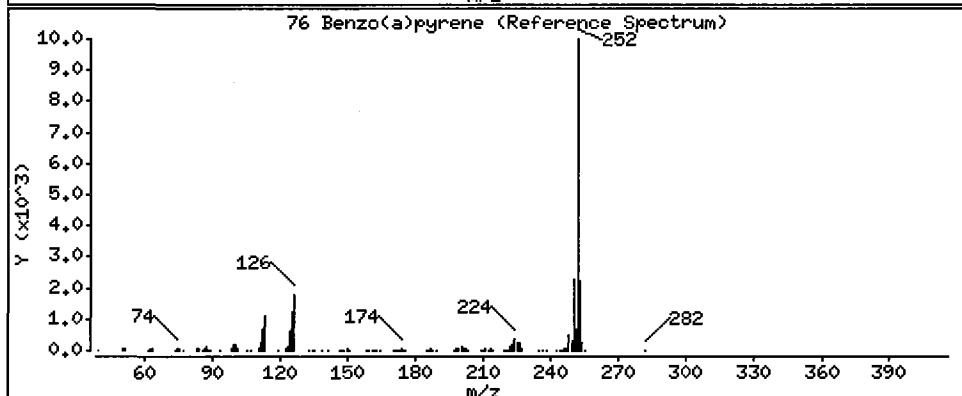
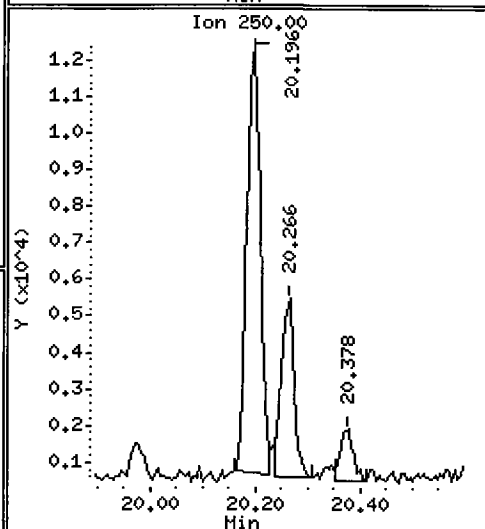
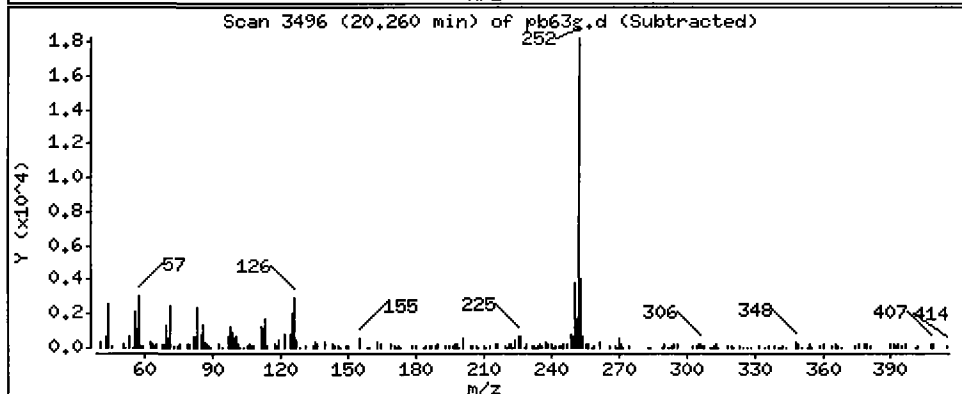
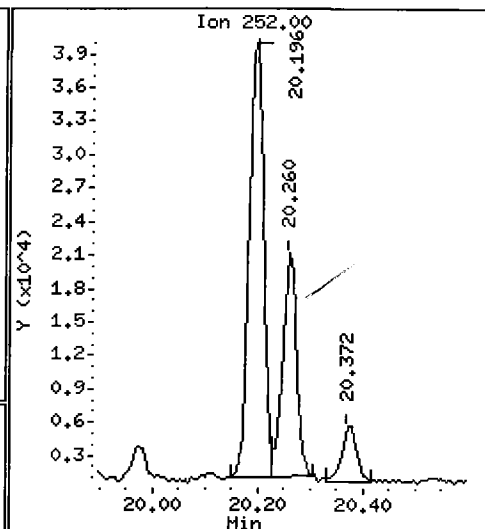
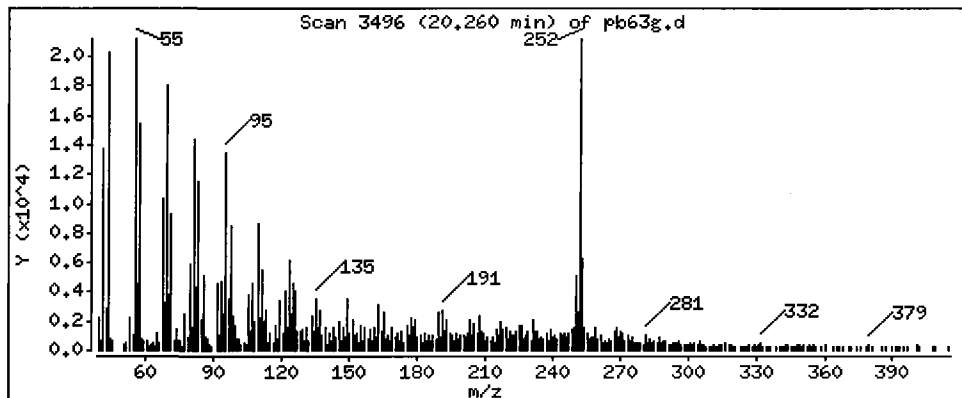
Operator: LJR/VTS

Column phase: ZB-5

Column diameter: 0.32

76 Benzo(a)pyrene

Concentration: 76.72 ug/kg



Date : 16-JUN-2009 17:55

Client ID: 3SED10-A

Instrument: nt6.i

Sample Info: PB63G

Volume Injected (uL): 1.0

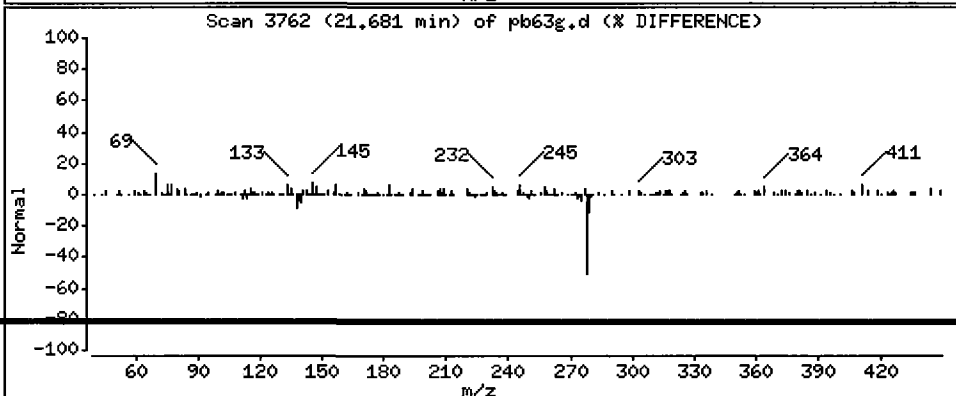
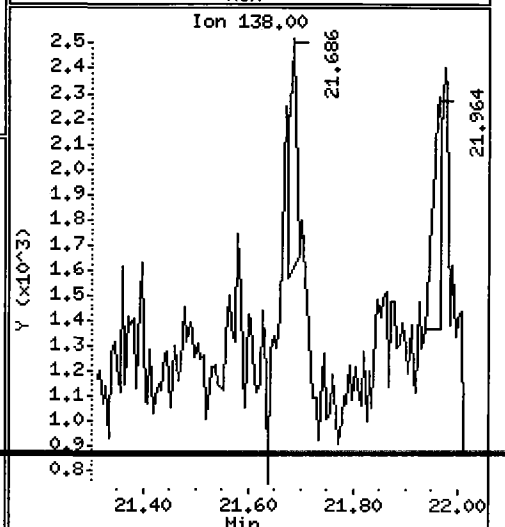
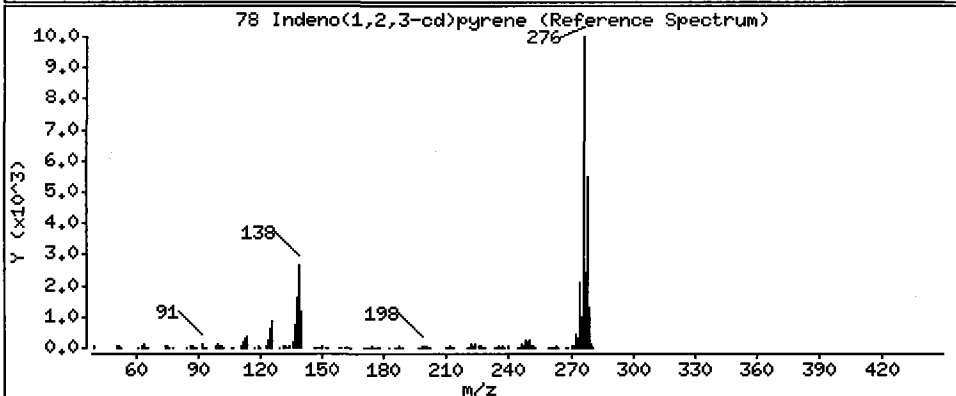
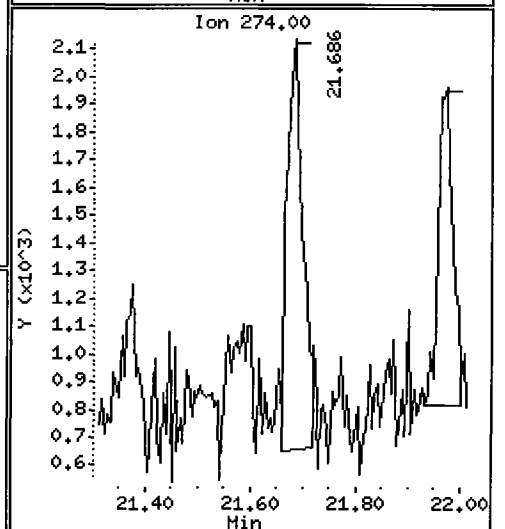
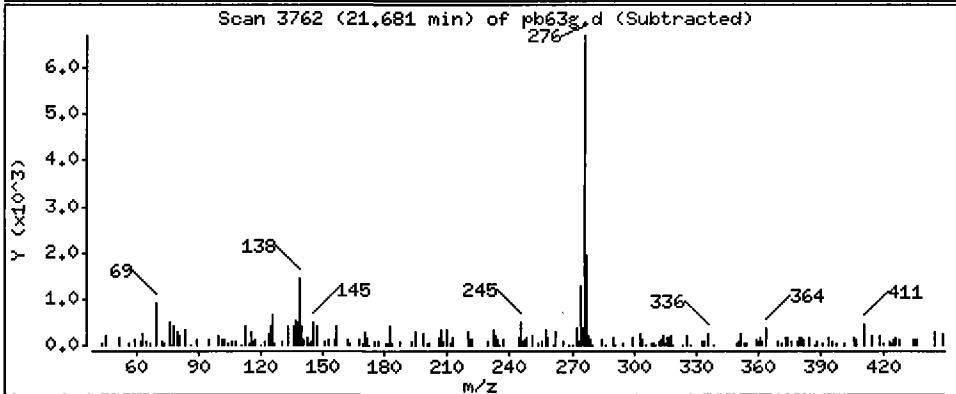
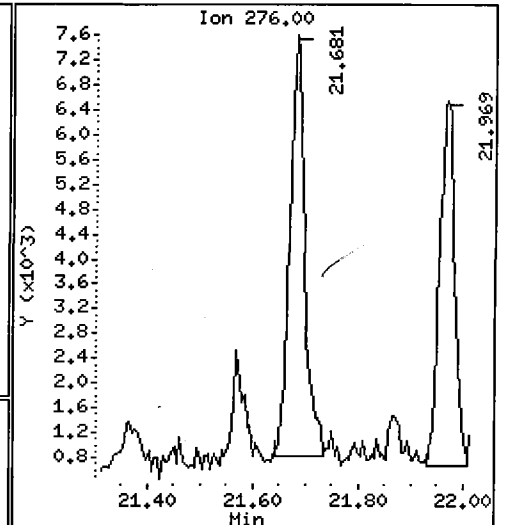
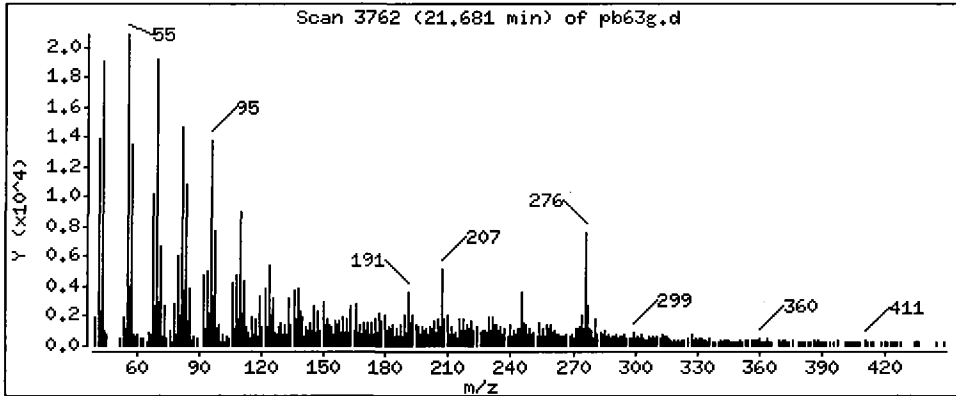
Operator: LJR/VTS

Column phase: ZB-5

Column diameter: 0.32

78 Indeno(1,2,3-cd)pyrene

Concentration: 21.07 ug/kg



Date : 16-JUN-2009 17:55

Client ID: 3SED10-A

Instrument: nt6.i

Sample Info: PB63G

Volume Injected (uL): 1.0

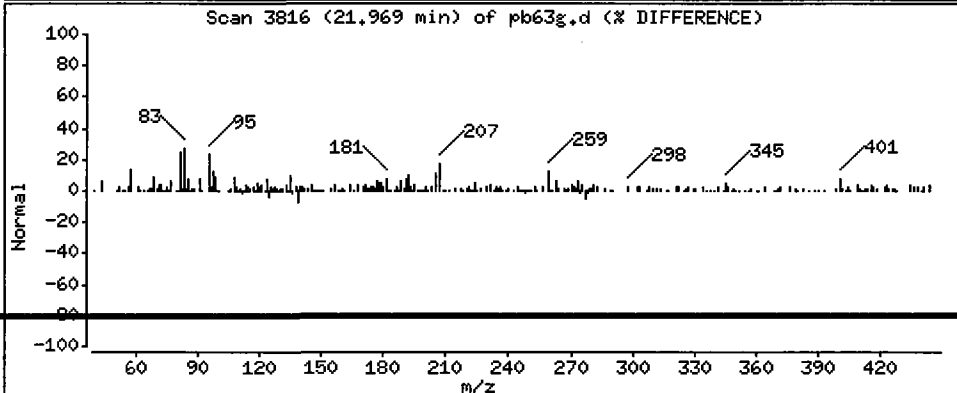
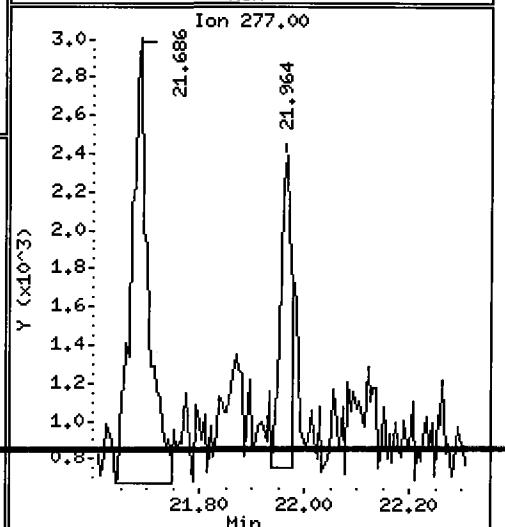
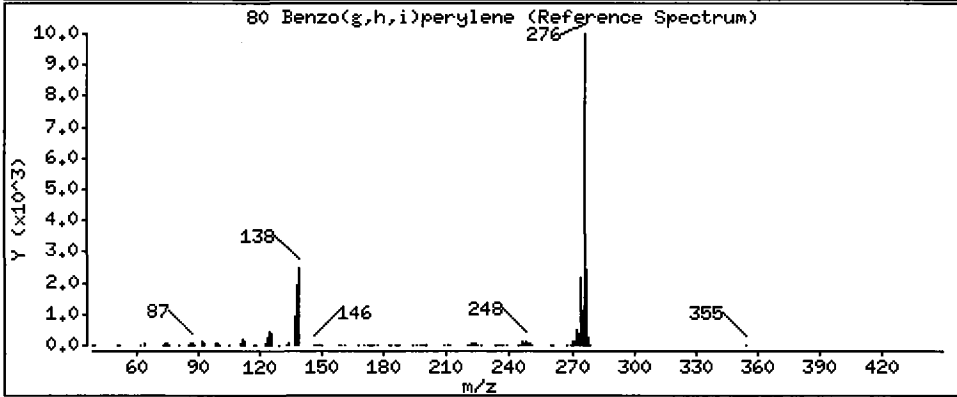
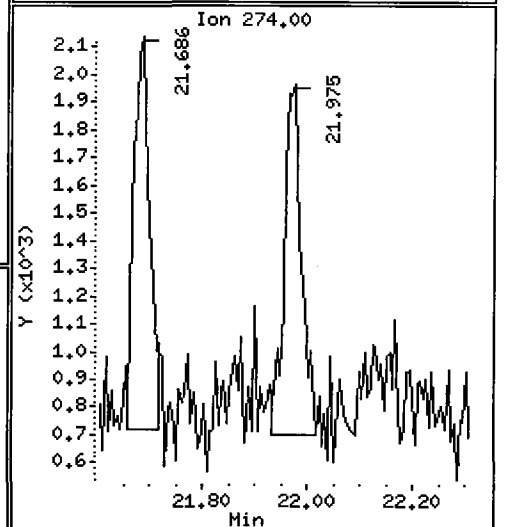
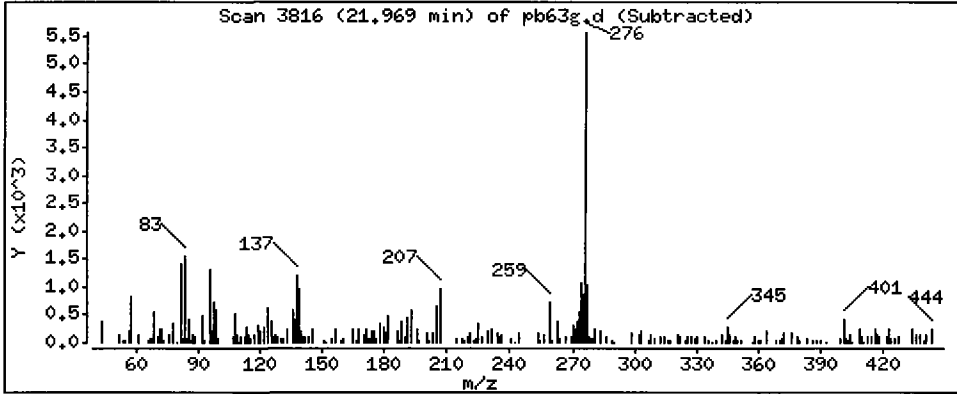
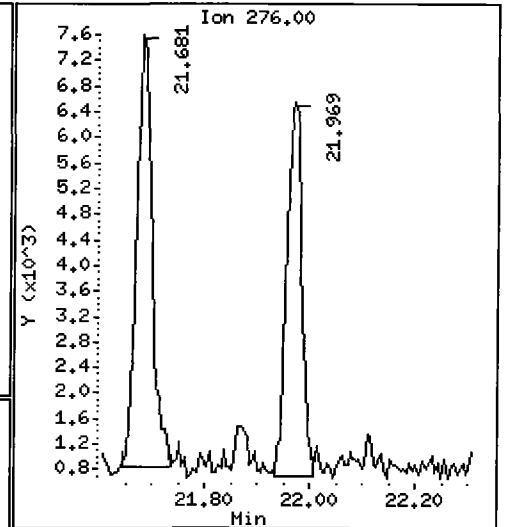
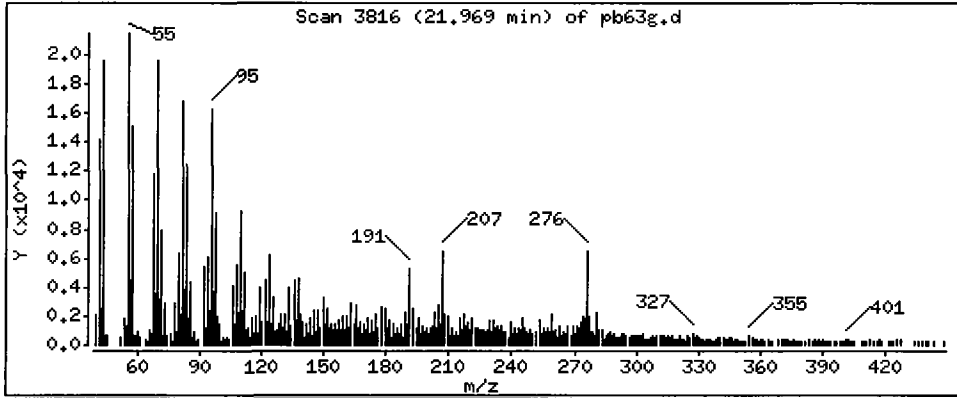
Operator: LJR/VTS

Column phase: ZB-5

Column diameter: 0,32

80 Benzo(g,h,i)perylene

Concentration: 21.14 ug/kg



Date : 16-JUN-2009 17:55

Client ID: 3SED10-A

Instrument: nt6.i

Sample Info: PB63G

Volume Injected (uL): 1.0

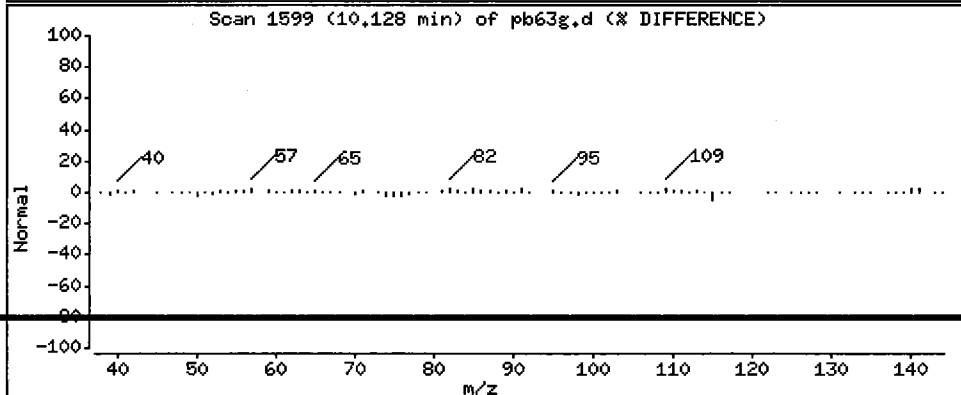
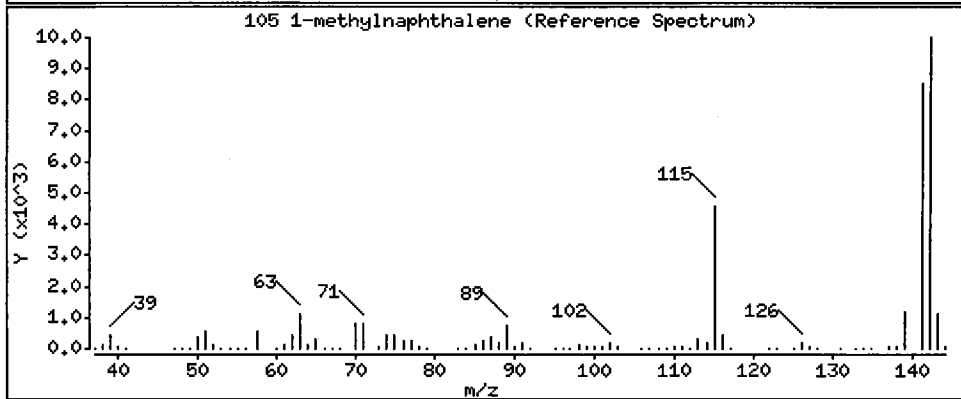
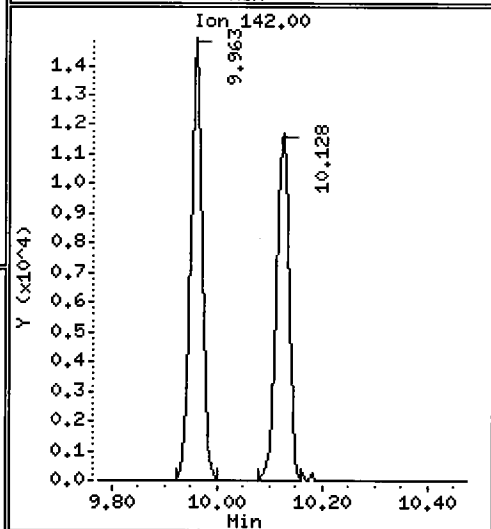
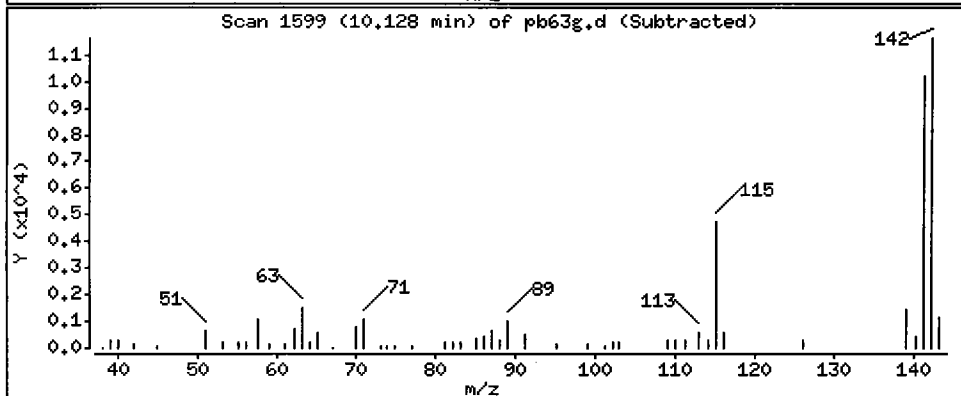
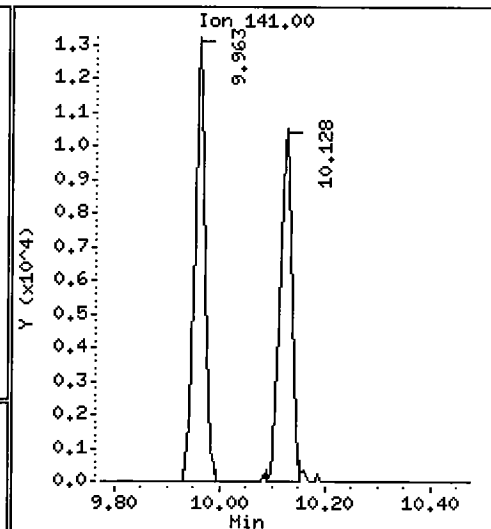
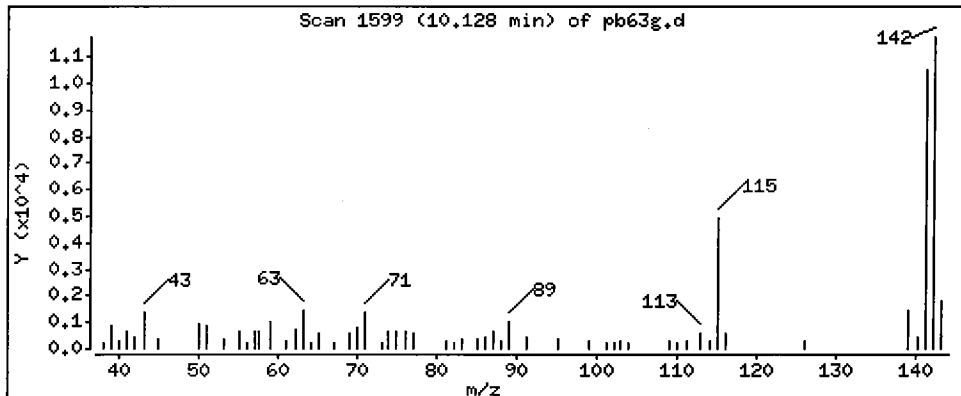
Operator: LJR/VTS

Column phase: ZB-5

Column diameter: 0.32

105 1-methylnaphthalene

Concentration: 29.61 ug/kg



ORGANICS ANALYSIS DATA SHEET

PSDDA Semivolatiles by SW8270D GC/MS

Page 1 of 2

Sample ID: 3SED10-A

DILUTION

Lab Sample ID: PB63G

LIMS ID: 09-12948

Matrix: Sediment

Data Release Authorized: *[Signature]*

Reported: 06/18/09

QC Report No: PB63-ENVIRONMENTAL SCIENCE CORP.

Project: JELD-WEN NORD DOOR

008.0228.00017

Date Sampled: 06/05/09

Date Received: 06/05/09

Date Extracted: 06/10/09

Date Analyzed: 06/17/09 23:35

Instrument/Analyst: NT6/LJR

GPC Cleanup: Yes

Sample Amount: 26.0 g-dry-wt

Final Extract Volume: 0.5 mL

Dilution Factor: 3.00

Percent Moisture: 14.9%

CAS Number	Analyte	RL	Result
108-95-2	Phenol	58	< 58 U
541-73-1	1,3-Dichlorobenzene	58	< 58 U
106-46-7	1,4-Dichlorobenzene	58	< 58 U
100-51-6	Benzyl Alcohol	58	< 58 U
95-50-1	1,2-Dichlorobenzene	58	< 58 U
95-48-7	2-Methylphenol	58	< 58 U
106-44-5	4-Methylphenol	58	< 58 U
67-72-1	Hexachloroethane	58	< 58 U
105-67-9	2,4-Dimethylphenol	58	< 58 U
65-85-0	Benzoic Acid	580	< 580 U
120-82-1	1,2,4-Trichlorobenzene	58	< 58 U
91-20-3	Naphthalene	58	< 58 U
87-68-3	Hexachlorobutadiene	58	< 58 U
91-57-6	2-Methylnaphthalene	58	31 J
131-11-3	Dimethylphthalate	58	< 58 U
208-96-8	Acenaphthylene	58	< 58 U
83-32-9	Acenaphthene	58	120
132-64-9	Dibenzofuran	58	190
84-66-2	Diethylphthalate	58	< 58 U
86-73-7	Fluorene	58	220
86-30-6	N-Nitrosodiphenylamine	58	< 58 U
118-74-1	Hexachlorobenzene	58	< 58 U
87-86-5	Pentachlorophenol	290	< 290 U
85-01-8	Phenanthrene	58	1,800
120-12-7	Anthracene	58	32 J
84-74-2	Di-n-Butylphthalate	58	< 58 U
206-44-0	Fluoranthene	58	1,300
129-00-0	Pyrene	58	1,200
85-68-7	Butylbenzylphthalate	58	< 58 U
56-55-3	Benzo (a) anthracene	58	120
117-81-7	bis(2-Ethylhexyl)phthalate	58	< 58 U
218-01-9	Chrysene	58	300
117-84-0	Di-n-Octyl phthalate	58	< 58 U
205-99-2	Benzo (b) fluoranthene	58	180
207-08-9	Benzo (k) fluoranthene	58	180
50-32-8	Benzo (a) pyrene	58	77
193-39-5	Indeno (1,2,3-cd) pyrene	58	36 J

ORGANICS ANALYSIS DATA SHEET
PSDDA Semivolatiles by SW8270D GC/MS
 Page 2 of 2

Sample ID: 3SED10-A
DILUTION

Lab Sample ID: PB63G
 LIMS ID: 09-12948
 Matrix: Sediment
 Date Analyzed: 06/17/09 23:35

QC Report No: PB63-ENVIRONMENTAL SCIENCE CORP.
 Project: JELD-WEN NORD DOOR
 008.0228.00017

CAS Number	Analyte	RL	Result
53-70-3	Dibenz (a, h) anthracene	58	< 58 U
191-24-2	Benzo (g, h, i) perylene	58	39 J
90-12-0	1-Methylnaphthalene	58	30 J

Reported in µg/kg (ppb)

Semivolatile Surrogate Recovery

d5-Nitrobenzene	57.5%	2-Fluorobiphenyl	67.0%
d14-p-Terphenyl	91.8%	d4-1,2-Dichlorobenzene	52.2%
d5-Phenol	61.8%	2-Fluorophenol	55.8%
2,4,6-Tribromophenol	65.8%	d4-2-Chlorophenol	57.0%

Analytical Resources, Inc.

Semivolatle Report SW846 Method 8270D

Data file : /chem1/nt6.i/20090617.b/pb63gdl.d
 Lab Smp Id: PB63G Client Smp ID: 3SED10-A
 Inj Date : 17-JUN-2009 23:35
 Operator : LJR/VTS Inst ID: nt6.i
 Smp Info : PB63G,3
 Misc Info : 09-12948
 Comment : 1ul Injection
 Method : /chem1/nt6.i/20090617.b/SW846.m
 Meth Date : 18-Jun-2009 11:00 jeff Quant Type: ISTD
 Cal Date : 11-JUN-2009 14:21 Cal File: 0050611a.d
 Als bottle: 22
 Dil Factor: 3.00000
 Integrator: HP RTE Compound Sublist: PSDDA.sub
 Target Version: 3.50

LJR
6/18/09

Concentration Formula: Amt * DF * Vt / (Ws * (100 - M) / 100) * CpndVariable

Name	Value	Description
DF	3.00000	Dilution Factor
Vt	500.00000	Volume of final extract (uL)
Ws	30.50000	Weight of sample extracted (g)
M	14.90000	% Moisture

Cpnd Variable

Local Compound Variable

Compounds	QUANT SIG	RT	EXP RT	REL RT	RESPONSE	CONCENTRATIONS	
						ON-COLUMN (ug/mL)	FINAL (ug/kg)
\$ 1 2-Fluorophenol	112	4.462	4.443	(0.679)	51163	6.96796	402.7
\$ 2 Phenol-d5	99	6.299	6.275	(0.959)	76142	7.72217	446.3
3 Phenol	94	Compound Not Detected.					
\$ 5 2-Chlorophenol-d4	132	6.278	6.275	(0.955)	42773	7.11882	411.4
4 Bis(2-Chloroethyl)ether	93	Compound Not Detected.					
6 2-Chlorophenol	128	Compound Not Detected.					
7 1,3-Dichlorobenzene	146	Compound Not Detected.					
* 8 1,4-Dichlorobenzene-d4	152	6.572	6.569	(1.000)	89062	20.0000	
9 1,4-Dichlorobenzene	146	Compound Not Detected.					
\$ 10 1,2-Dichlorobenzene-d4	152	6.871	6.873	(1.046)	19293	4.35031	251.4
12 1,2-Dichlorobenzene	146	Compound Not Detected.					
11 Benzyl alcohol	108	Compound Not Detected.					
14 2,2'-oxybis(1-Chloropropane)	45	Compound Not Detected.					
13 2-Methylphenol	108	Compound Not Detected.					
17 Hexachloroethane	117	Compound Not Detected.					

Compounds	QUANT SIG MASS	RT	EXP RT	REL RT	RESPONSE	CONCENTRATIONS	
						ON-COLUMN (ug/mL)	FINAL (ug/kg)
16 N-Nitroso-di-n-propylamine	70						
15 4-Methylphenol	108						
\$ 18 Nitrobenzene-d5	82	7.533	7.546	(0.871)	47178	4.78508	276.5
19 Nitrobenzene	77						
20 Isophorone	82						
21 2-Nitrophenol	139						
22 2,4-Dimethylphenol	107						
23 Bis(2-Chloroethoxy)methane	93						
24 Benzoic acid	105						
25 2,4-Dichlorophenol	162						
26 1,2,4-Trichlorobenzene	180						
* 27 Naphthalene-d8	136	8.644	8.646	(1.000)	321032	20.0000	
28 Naphthalene	128						
29 4-Chloroaniline	127						
30 Hexachlorobutadiene	225						
31 4-Chloro-3-methylphenol	107						
32 2-Methylnaphthalene	141	9.798	9.800	(1.133)	5666	0.54501 LDL	31.50
33 Hexachlorocyclopentadiene	237						
34 2,4,6-Trichlorophenol	196						
35 2,4,5-Trichlorophenol	196						
\$ 36 2-Fluorobiphenyl	172	10.460	10.468	(0.912)	75417	5.58089	322.5
37 2-Chloronaphthalene	162						
38 2-Nitroaniline	65						
39 Dimethylphthalate	163						
40 Acenaphthylene	152						
41 2,6-Dinitrotoluene	165						
* 42 Acenaphthene-d10	164	11.464	11.472	(1.000)	181931	20.0000	
43 3-Nitroaniline	138						
44 Acenaphthene	153	11.512	11.515	(1.004)	23774	2.08327	120.4
45 2,4-Dinitrophenol	184						
46 Dibenzofuran	168	11.774	11.782	(1.027)	53692	3.25628	188.2
47 4-Nitrophenol	109						
48 2,4-Dinitrotoluene	165						
50 Diethylphthalate	149						
49 Fluorene	166	12.319	12.326	(1.075)	50993	3.78083	218.5
51 4-Chlorophenyl-phenylether	204						
52 4-Nitroaniline	138						
53 4,6-Dinitro-2-methylphenol	198						
54 N-Nitrosodiphenylamine	169						
\$ 55 2,4,6-Tribromophenol	330	12.741	12.748	(1.111)	14253	8.21639	474.8
56 4-Bromophenyl-phenylether	248						
57 Hexachlorobenzene	284						
58 Pentachlorophenol	266						
* 59 Phenanthrene-d10	188	13.782	13.790	(1.000)	267818	20.0000	
60 Phenanthrene	178	13.819	13.822	(1.003)	539398	31.7312	1834
61 Anthracene	178	13.884	13.891	(1.007)	9679	0.56164 LDL	32.46 (M)
62 Carbazole	167	14.209	14.212	(1.031)	16316	1.15211	66.58
63 Di-n-butylphthalate	149						

Compounds	QUANT SIG				RESPONSE	CONCENTRATIONS		
	MASS	RT	EXP RT	REL RT		ON-COLUMN (ug/mL)	FINAL (ug/kg)	
64 Fluoranthene	202	15.716	15.718	(1.140)	396336	22.8370	1320	
65 Pyrene	202	16.047	16.055	(0.891)	257254	19.9907	1155	
\$ 66 Terphenyl-d14	244	16.426	16.439	(0.912)	63497	7.65325	442.3	
67 Butylbenzylphthalate	149	Compound Not Detected.						
68 Benzo(a)anthracene	228	17.986	17.999	(0.999)	24254	2.11548	122.3	
* 69 Chrysene-d12	240	18.007	18.020	(1.000)	155337	20.0000		
70 3,3'-Dichlorobenzidine	252	Compound Not Detected.						
71 Chrysene	228	18.044	18.057	(1.002)	56634	5.15895	298.1	
72 bis(2-Ethylhexyl)phthalate	149	Compound Not Detected.						
* 134 Di-n-octylphthalate-d4	153	19.310	19.313	(1.000)	206460	20.0000		
73 Di-n-octylphthalate	149	Compound Not Detected.						
74 Benzo(b)fluoranthene	252	19.609	19.617	(0.975)	56071	6.24275	360.0 3.000	
75 Benzo(k)fluoranthene	252	19.609	19.649	(0.975)	56071	6.07796	351.3 3.000	
76 Benzo(a)pyrene	252	20.036	20.044	(0.996)	10933	1.34468	77.71	
* 77 Perylene-d12	264	20.122	20.124	(1.000)	123945	20.0000		
78 Indeno(1,2,3-cd)pyrene	276	21.452	21.460	(1.066)	6761	0.62379	LDL 36.05(M)	
79 Dibenzo(a,h)anthracene	278	Compound Not Detected.						
80 Benzo(g,h,i)perylene	276	21.735	21.748	(1.080)	6344	0.66973	38.70	
90 N-Nitrosodimethylamine	74	Compound Not Detected.						
91 Aniline	93	Compound Not Detected.						
93 Benzidine	184	Compound Not Detected.						
103 Pyridine	79	Compound Not Detected.						
105 1-methylnaphthalene	141	9.958	9.966	(1.152)	5038	0.50603	LDL 29.24	
111 Azobenzene (1,2-DP-Hydrazine)	77	Compound Not Detected.						

QC Flag Legend

M - Compound response manually integrated.

Analytical Resources, Inc.

INTERNAL STANDARD COMPOUNDS
 AREA AND RT SUMMARY

Instrument ID: nt6.i
 Lab File ID: pb63gdl.d
 Lab Smp Id: PB63G
 Analysis Type: SV
 Quant Type: ISTD
 Operator: LJR/VTS
 Method File: /chem1/nt6.i/20090617.b/SW846.m
 Misc Info: 09-12948

Calibration Date: 17-JUN-2009
 Calibration Time: 13:44
 Client Smp ID: 3SED10-A
 Level: LOW
 Sample Type: Sediment

Test Mode:
 Use Initial Calibration Level 4.

COMPOUND	STANDARD	AREA LIMIT		SAMPLE	%DIFF
		LOWER	UPPER		
8 1,4-Dichlorobenze	112389	56194	224778	89062	-20.76
27 Naphthalene-d8	384492	192246	768984	321032	-16.50
42 Acenaphthene-d10	217478	108739	434956	181931	-16.35
59 Phenanthrene-d10	336594	168297	673188	267818	-20.43
69 Chrysene-d12	247160	123580	494320	155337	-37.15
134 Di-n-octylphthala	347036	173518	694072	206460	-40.51
77 Perylene-d12	232938	116469	465876	123945	-46.79

COMPOUND	STANDARD	RT LIMIT		SAMPLE	%DIFF
		LOWER	UPPER		
8 1,4-Dichlorobenze	6.57	6.07	7.07	6.57	0.04
27 Naphthalene-d8	8.65	8.15	9.15	8.64	-0.03
42 Acenaphthene-d10	11.47	10.97	11.97	11.46	-0.07
59 Phenanthrene-d10	13.79	13.29	14.29	13.78	-0.06
69 Chrysene-d12	18.02	17.52	18.52	18.01	-0.07
134 Di-n-octylphthala	19.31	18.81	19.81	19.31	-0.01
77 Perylene-d12	20.12	19.62	20.62	20.12	-0.01

AREA UPPER LIMIT = +100% of internal standard area.
 AREA LOWER LIMIT = - 50% of internal standard area.
 RT UPPER LIMIT = + 0.50 minutes of internal standard RT.
 RT LOWER LIMIT = - 0.50 minutes of internal standard RT.

Analytical Resources, Inc.

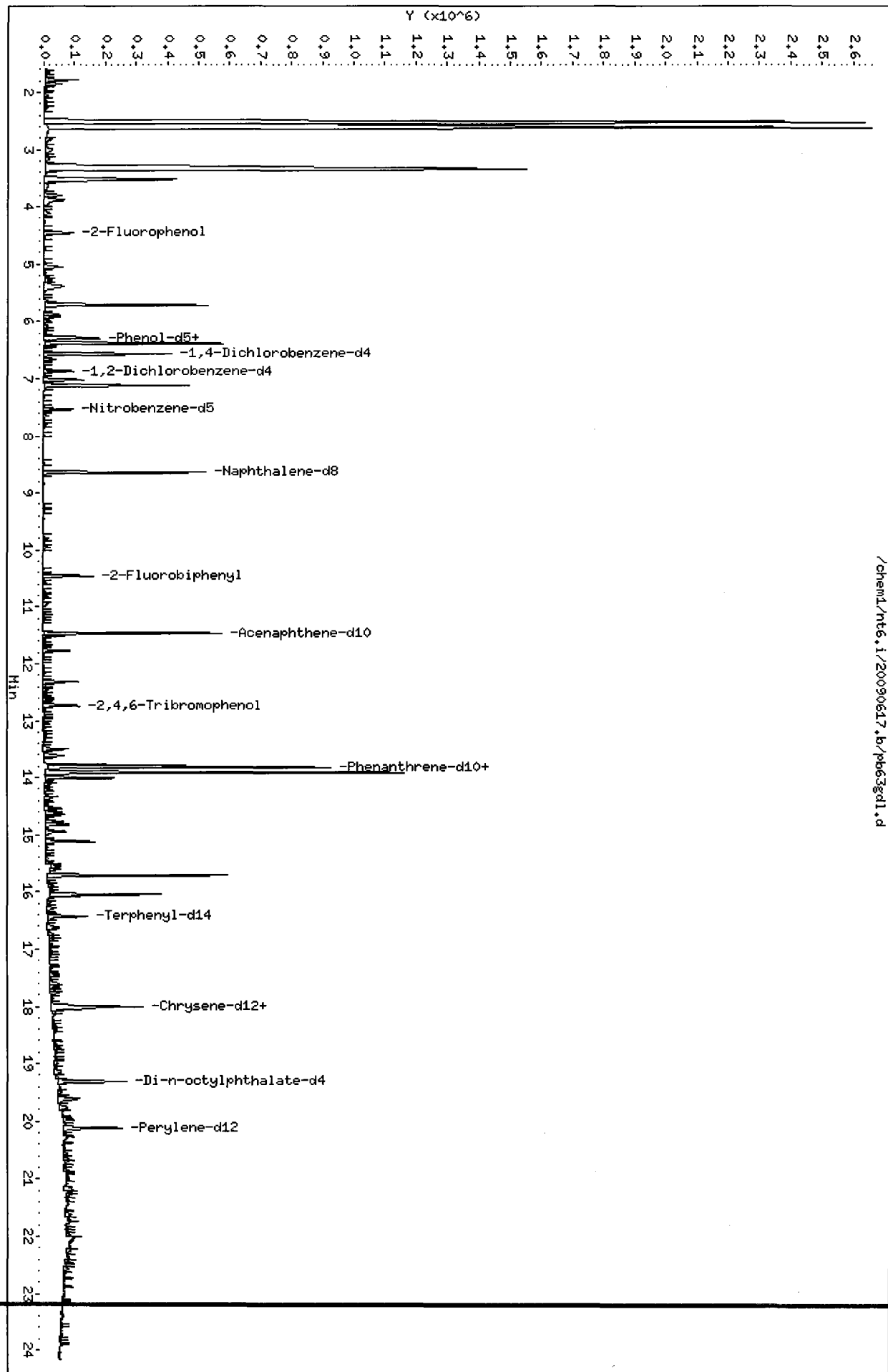
RECOVERY REPORT

Client Name: ESC
 Sample Matrix: SOLID
 Lab Smp Id: PB63G
 Level: LOW
 Data Type: MS DATA
 SpikeList File: SONICLCS.spk
 Sublist File: PSDDA.sub
 Method File: /chem1/nt6.i/20090617.b/SW846.m
 Misc Info: 09-12948

Client SDG: PB63
 Fraction: SV
 Client Smp ID: 3SED10-A
 Operator: LJR/VTS
 SampleType: SAMPLE
 Quant Type: ISTD

SURROGATE COMPOUND	CONC ADDED ug/kg	CONC RECOVERED ug/kg	% RECOVERED	LIMITS
\$ 1 2-Fluorophenol	722.4	402.7	55.74	21-100
\$ 2 Phenol-d5	722.4	446.3	61.78	10-100
\$ 5 2-Chlorophenol-d4	722.4	411.4	56.95	30-100
\$ 10 1,2-Dichlorobenzen	481.6	251.4	52.20	24-100
\$ 18 Nitrobenzene-d5	481.6	276.5	57.42	26-100
\$ 36 2-Fluorobiphenyl	481.6	322.5	66.97	32-100
\$ 55 2,4,6-Tribromophen	722.4	474.8	65.73	33-118
\$ 66 Terphenyl-d14	481.6	442.3	91.84	21-97

/chem1/nt6.1/20090617.b/pb63gd1.d



Date : 17-JUN-2009 23:35

Client ID: 3SED10-A

Instrument: nt6.i

Sample Info: PB63G,3

Volume Injected (uL): 1.0

Operator: LJR/VTS

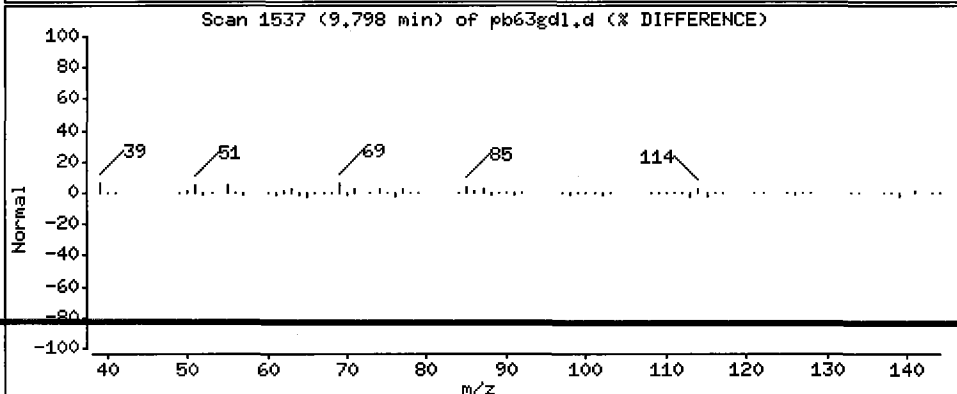
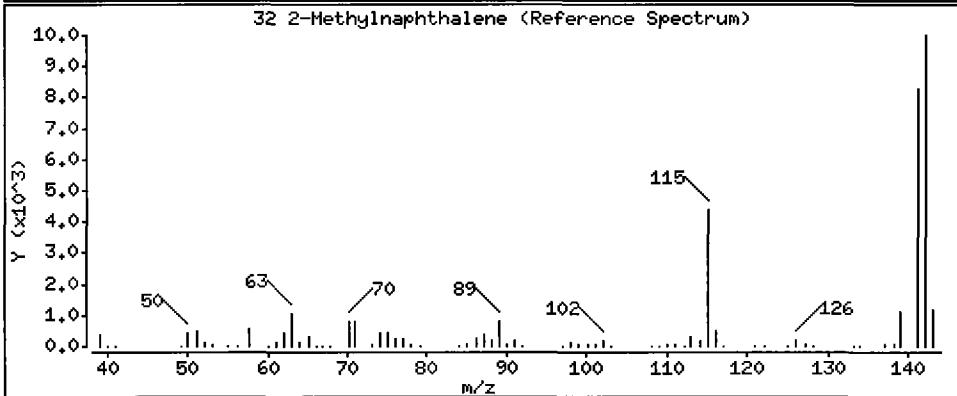
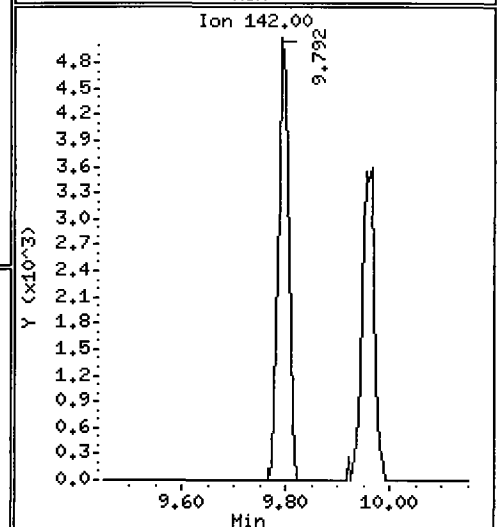
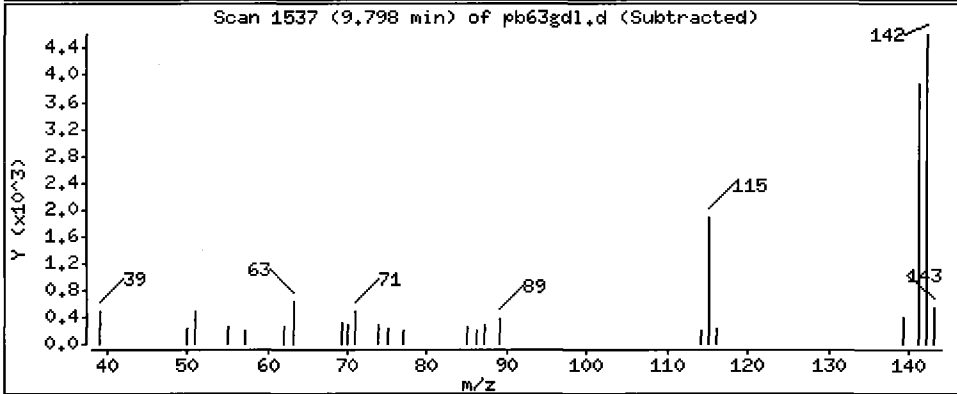
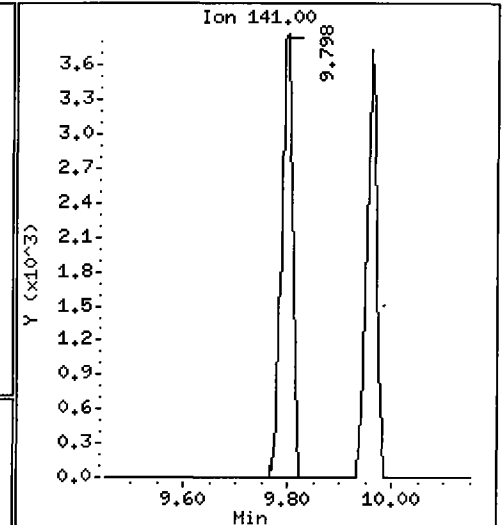
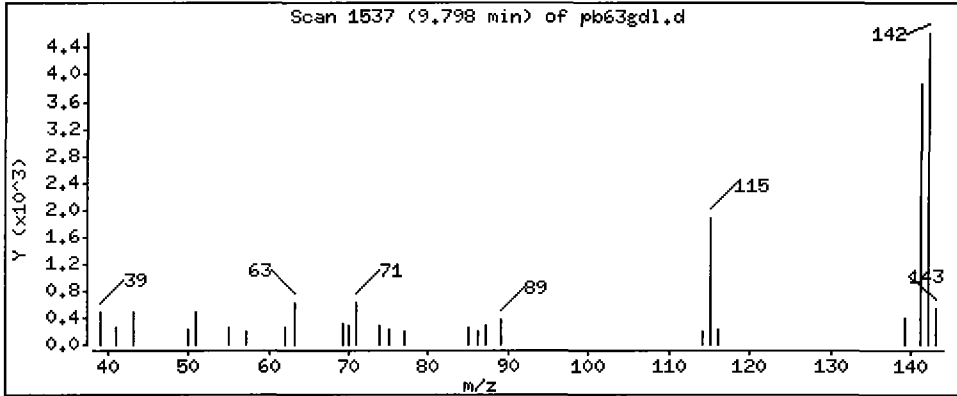
Column phase: ZB-5

Column diameter: 0.32

Handwritten signature

32 2-Methylnaphthalene

Concentration: 31.50 ug/kg



Date : 17-JUN-2009 23:35

Client ID: 3SED10-A

Instrument: nt6.i

Sample Info: PB63G,3

Volume Injected (uL): 1.0

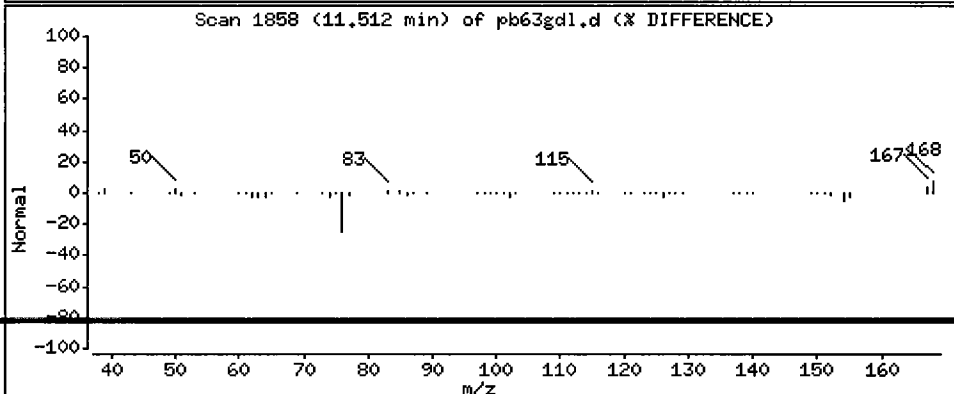
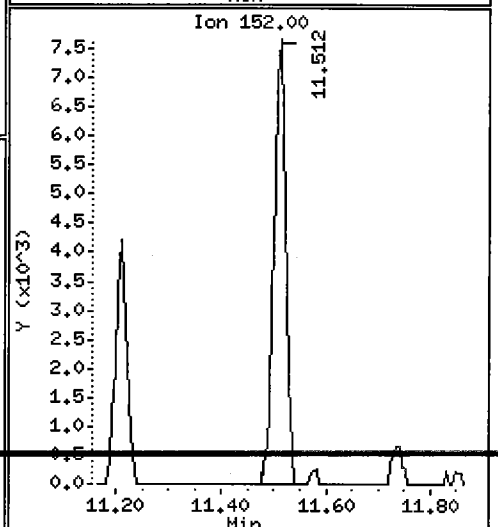
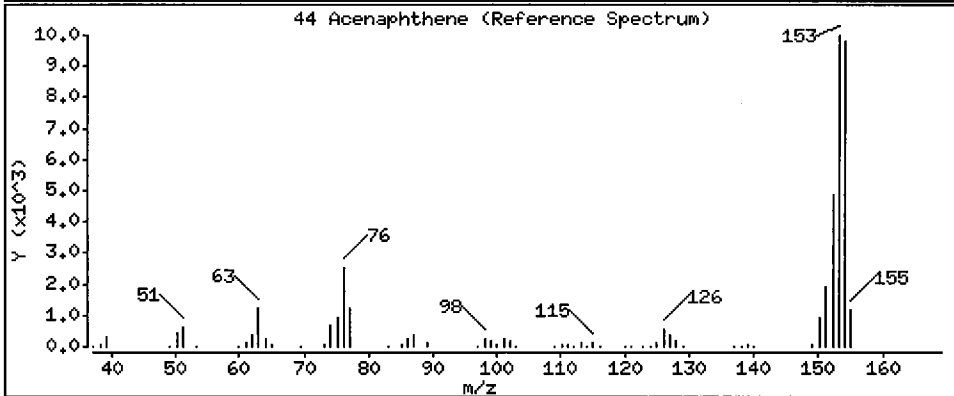
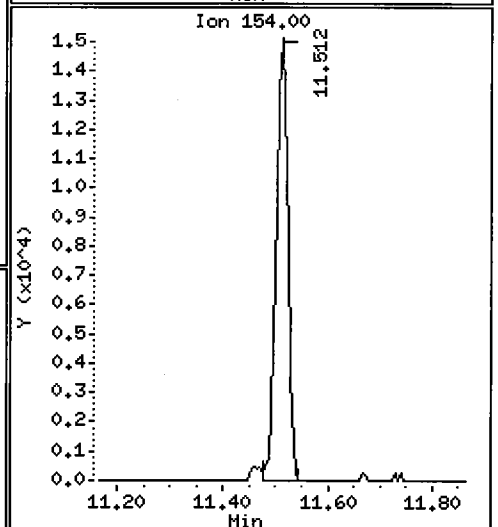
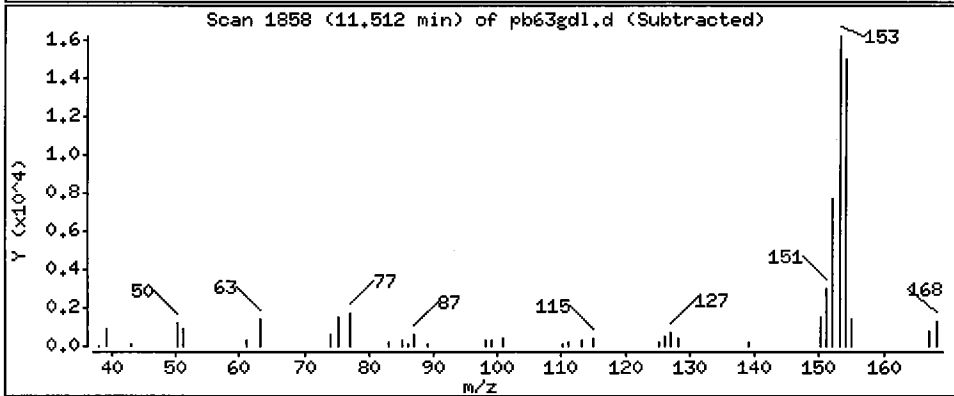
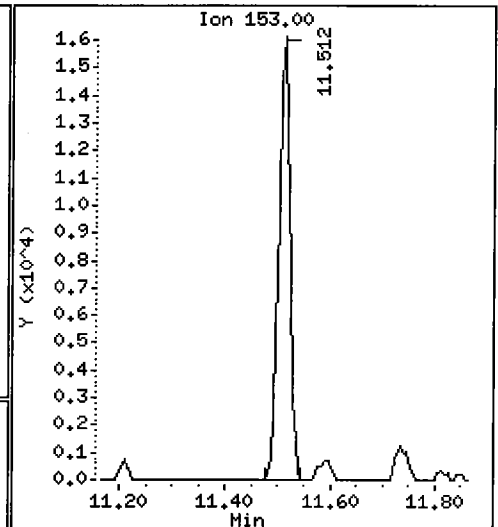
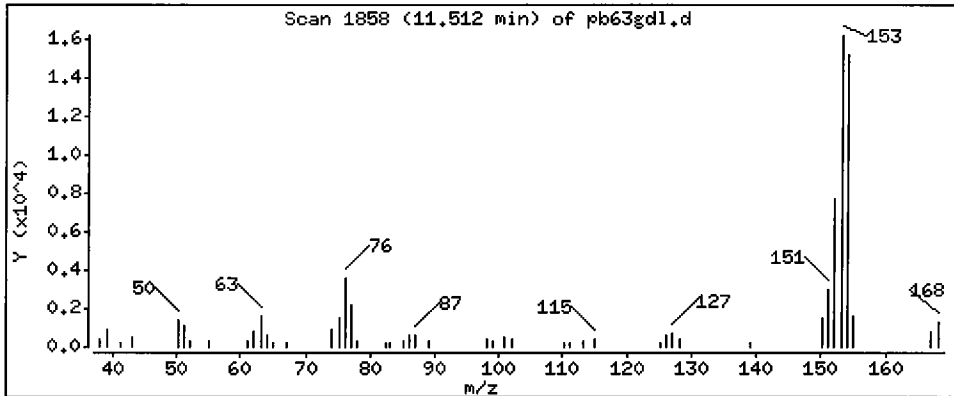
Operator: LJR/VTS

Column phase: ZB-5

Column diameter: 0.32

44 Acenaphthene

Concentration: 120.4 ug/kg



Date: 17-JUN-2009 23:35

Client ID: 3SED10-A

Instrument: nt6.i

Sample Info: PB63G,3

Volume Injected (uL): 1.0

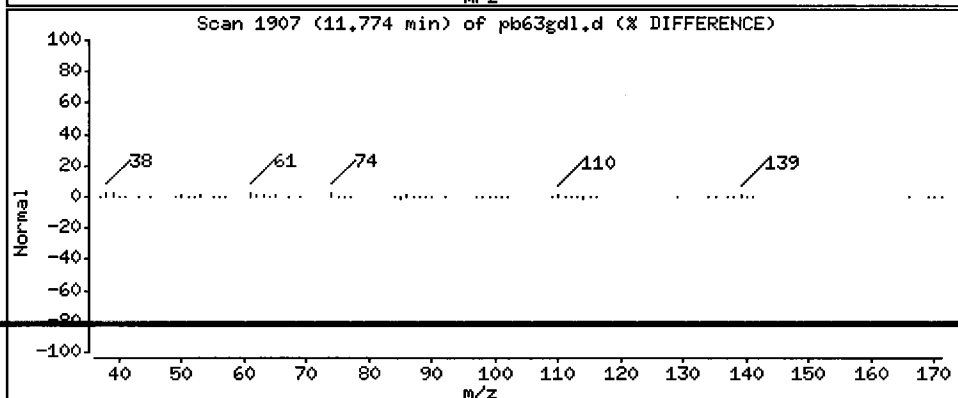
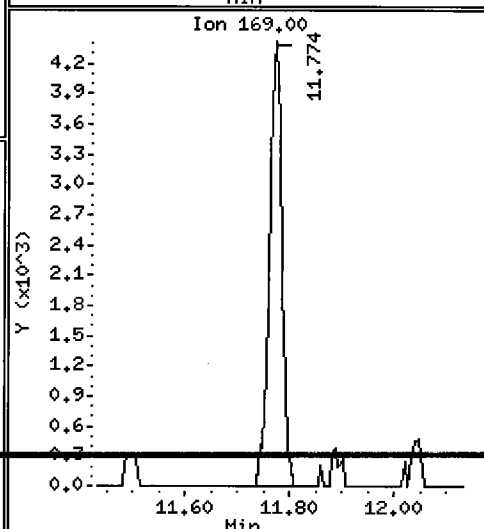
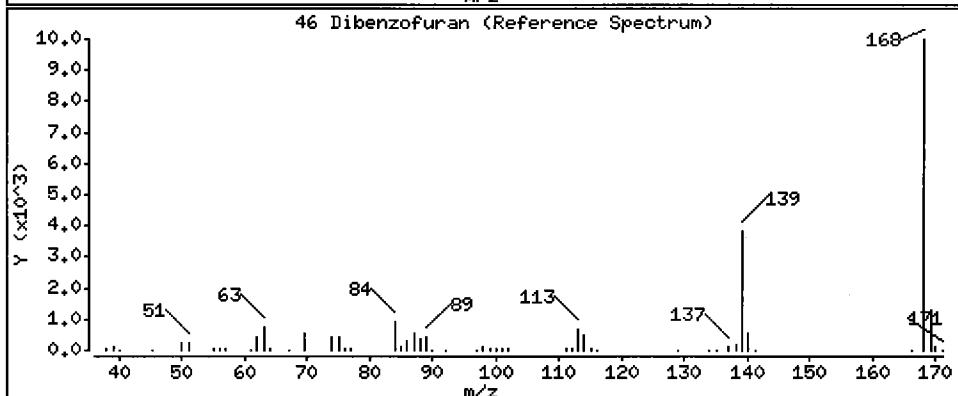
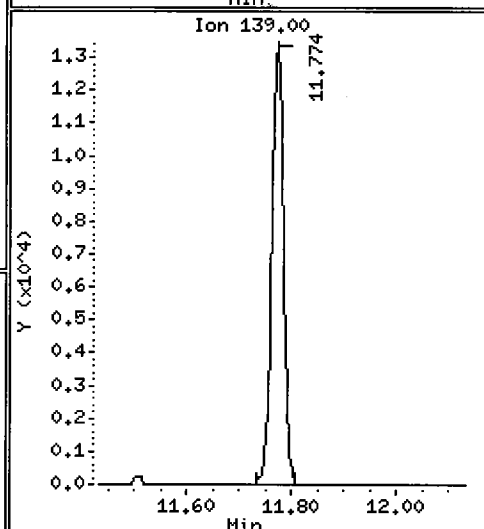
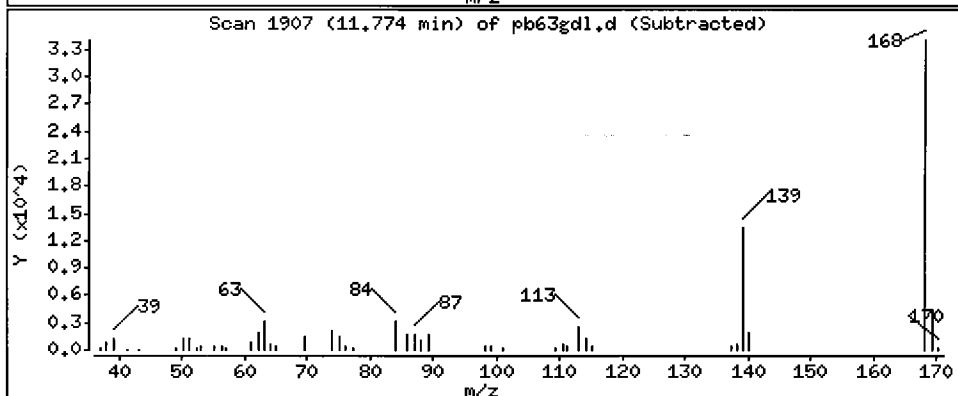
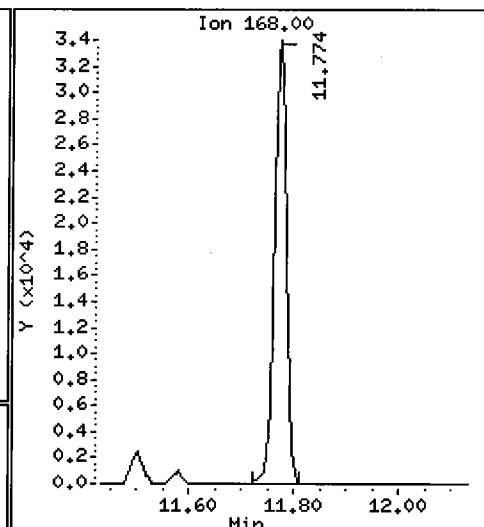
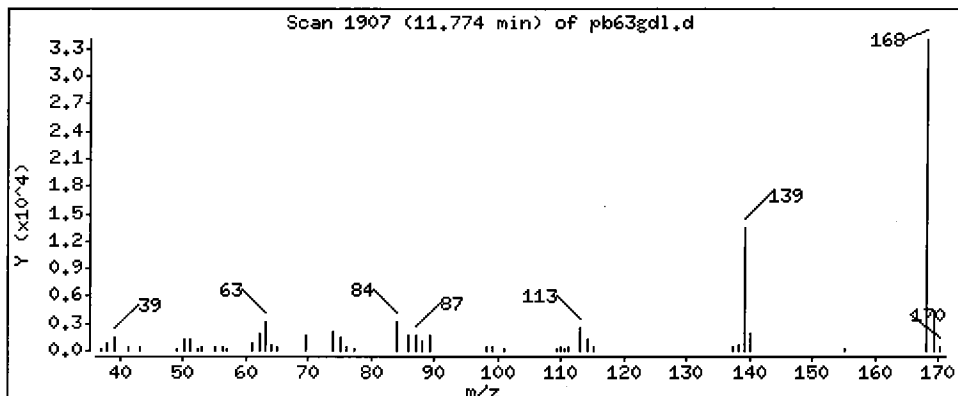
Operator: LJR/VTS

Column phase: ZB-5

Column diameter: 0.32

46 Dibenzofuran

Concentration: 188.2 ug/kg



Date : 17-JUN-2009 23:35

Client ID: 3SED10-A

Instrument: nt6.i

Sample Info: PB63G,3

Volume Injected (uL): 1.0

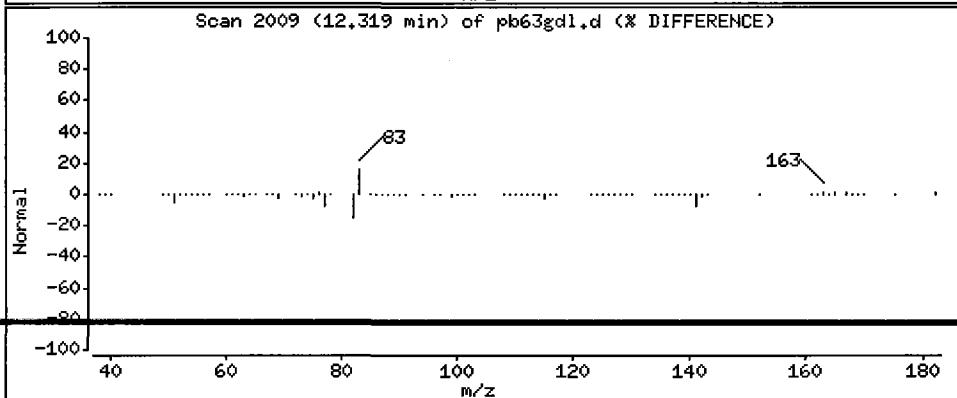
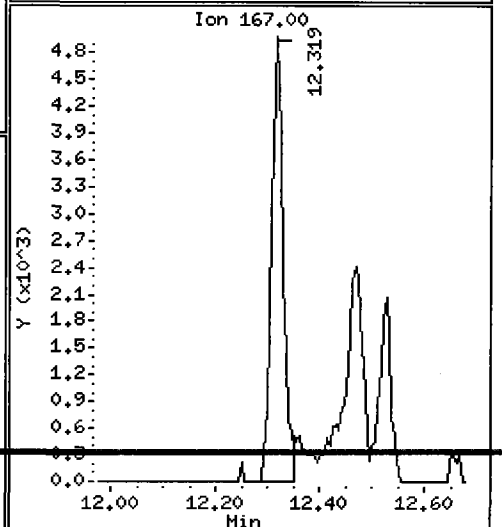
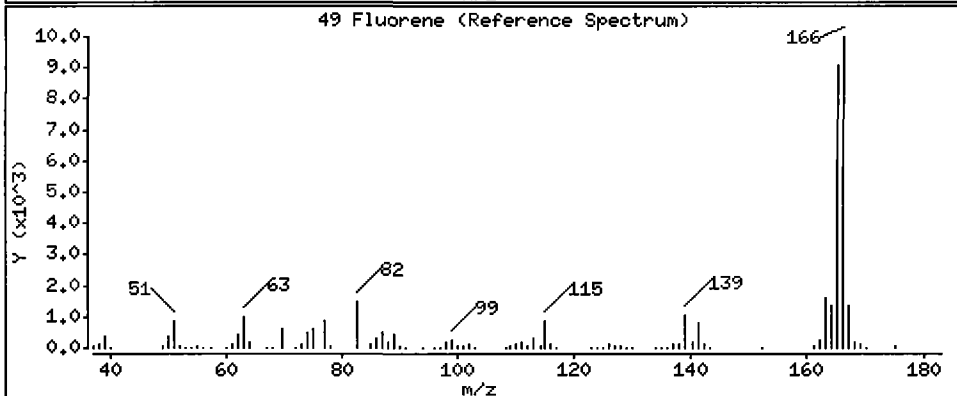
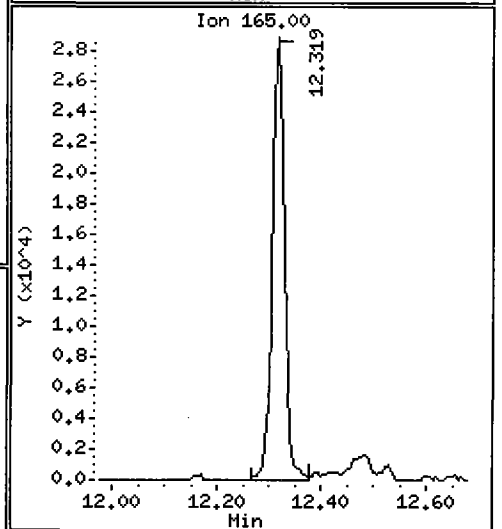
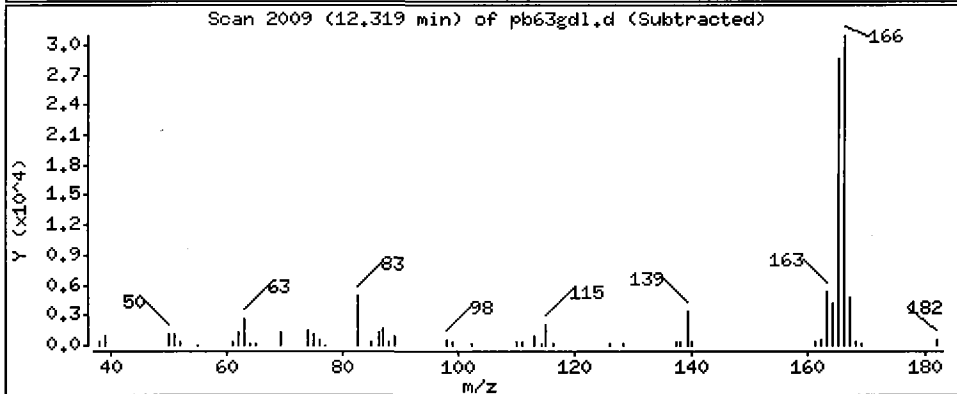
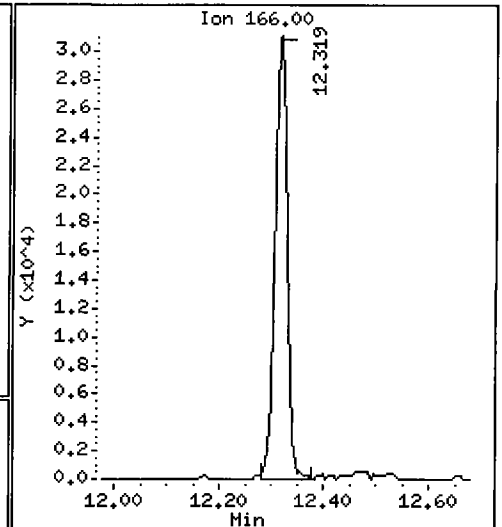
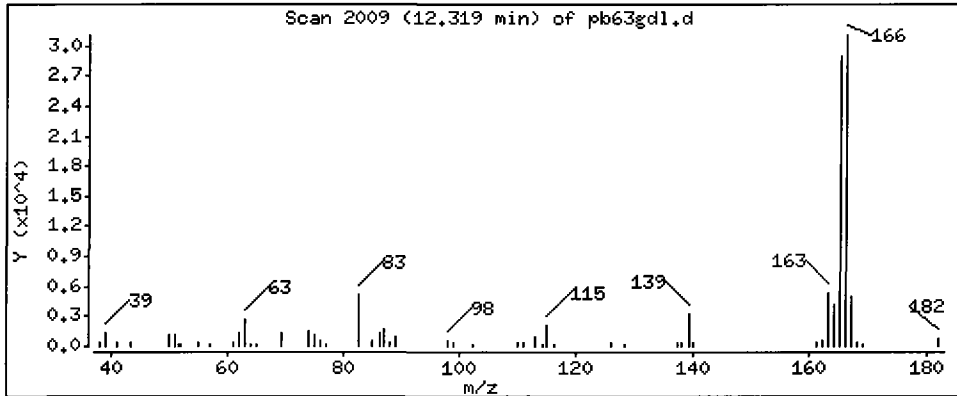
Operator: LJR/VTS

Column phase: ZB-5

Column diameter: 0.32

49 Fluorene

Concentration: 218.5 ug/kg



Date : 17-JUN-2009 23:35

Client ID: 3SED10-A

Instrument: nt6.i

Sample Info: PB63G,3

Volume Injected (uL): 1.0

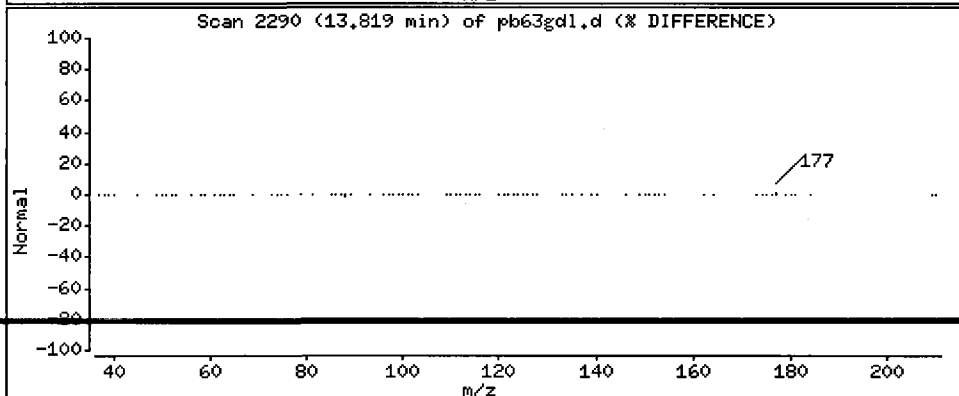
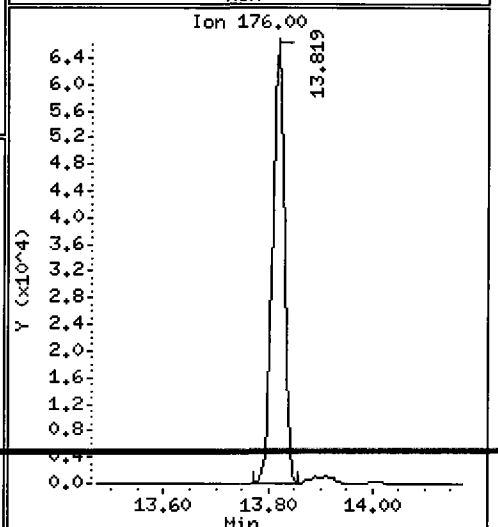
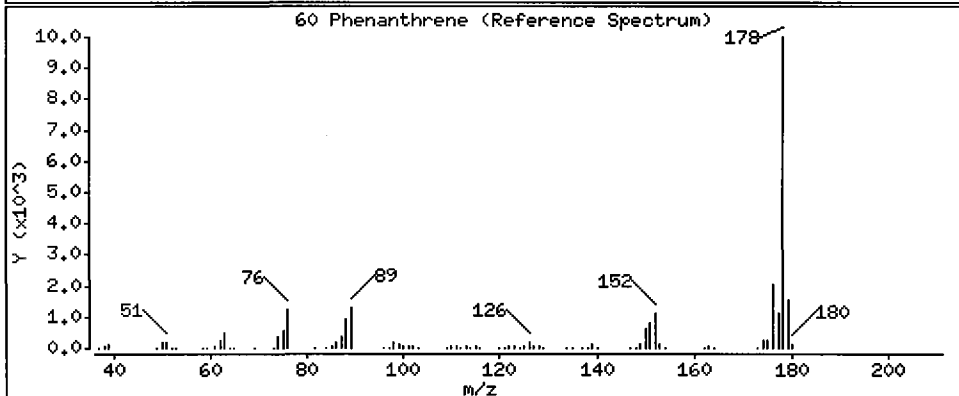
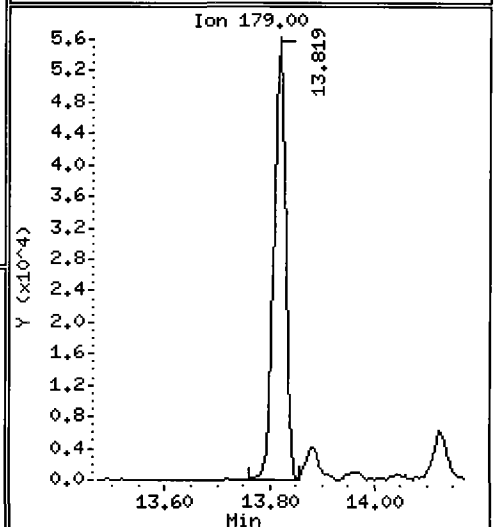
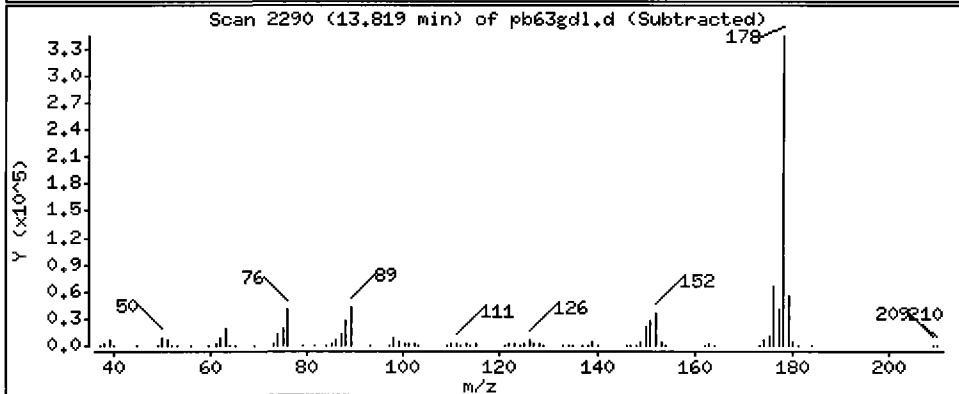
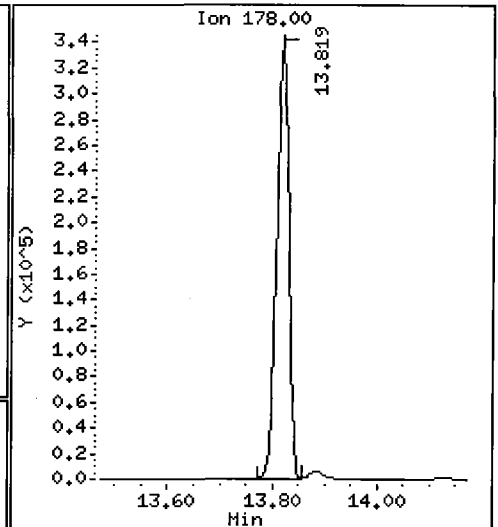
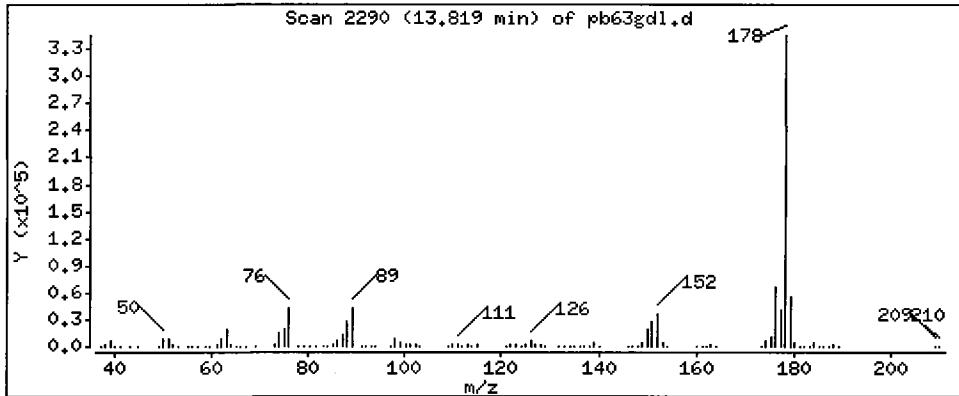
Operator: LJR/VTS

Column phase: ZB-5

Column diameter: 0.32

60 Phenanthrene

Concentration: 1834 ug/kg



Date : 17-JUN-2009 23:35

Client ID: 3SED10-A

Instrument: nt6.i

Sample Info: PB63G,3

Volume Injected (uL): 1.0

Operator: LJR/VTS

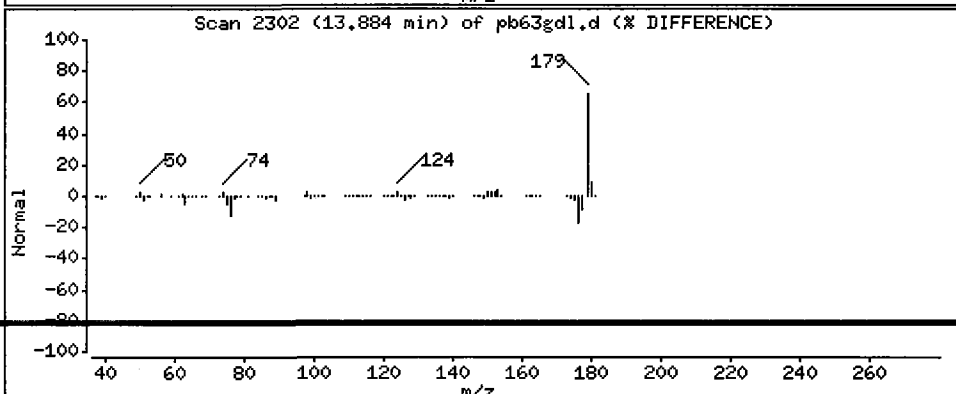
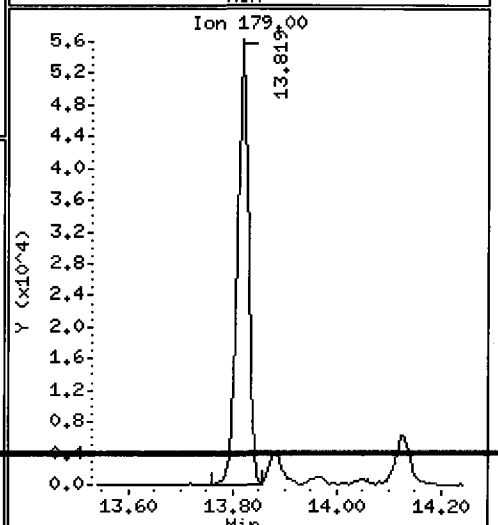
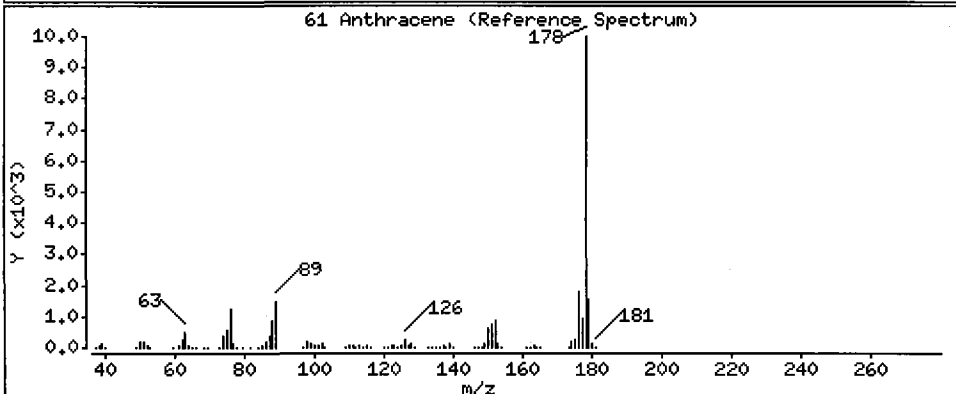
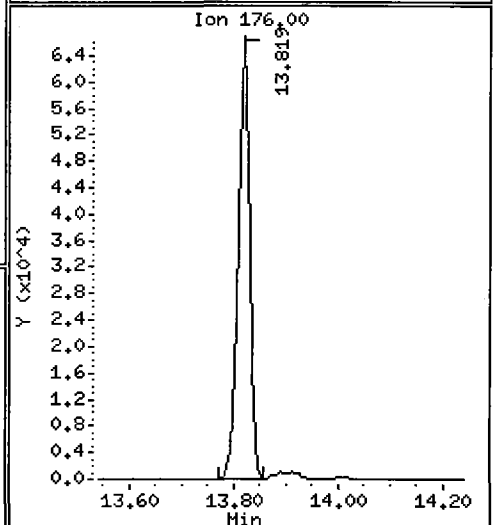
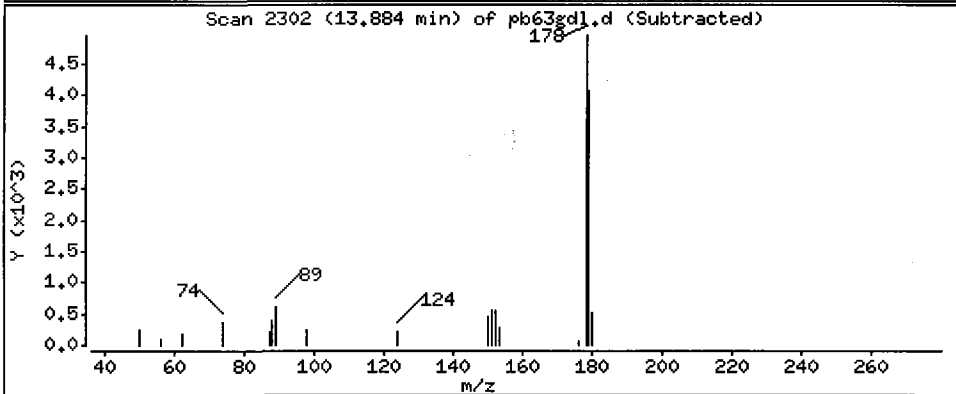
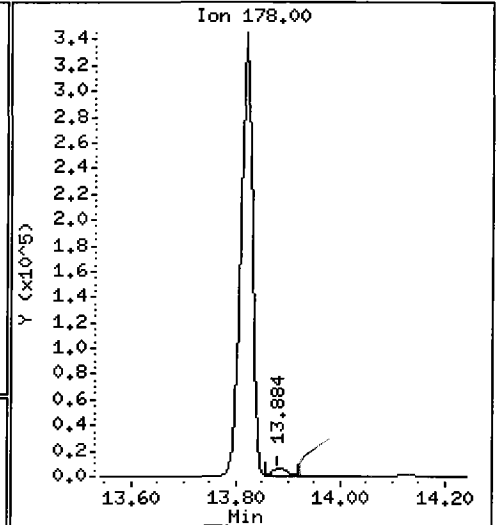
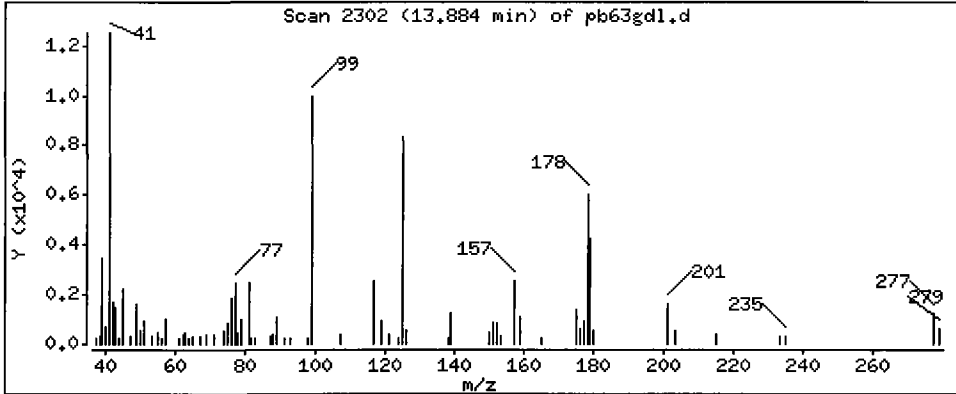
Column phase: ZB-5

Column diameter: 0.32

61 Anthracene

Concentration: 32.46 ug/kg

CEL



Date : 17-JUN-2009 23:35

Client ID: 3SED10-A

Instrument: nt6.i

Sample Info: PB63G,3

Volume Injected (uL): 1.0

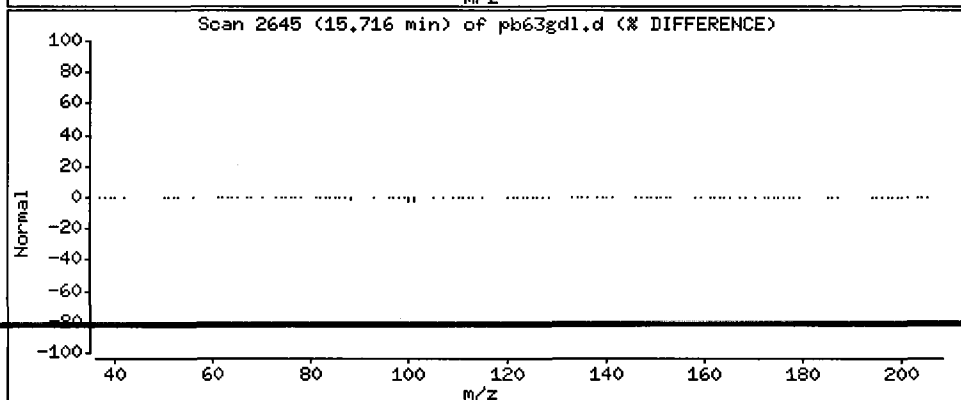
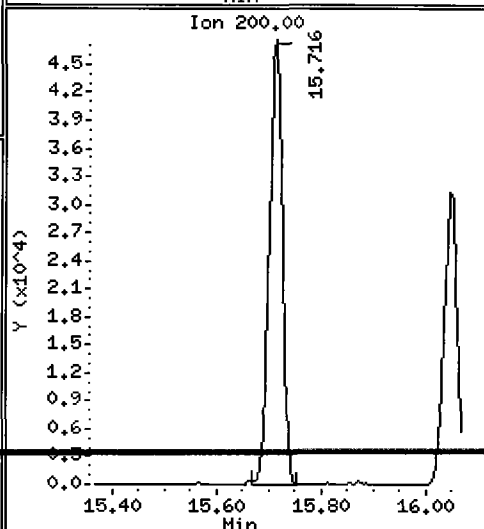
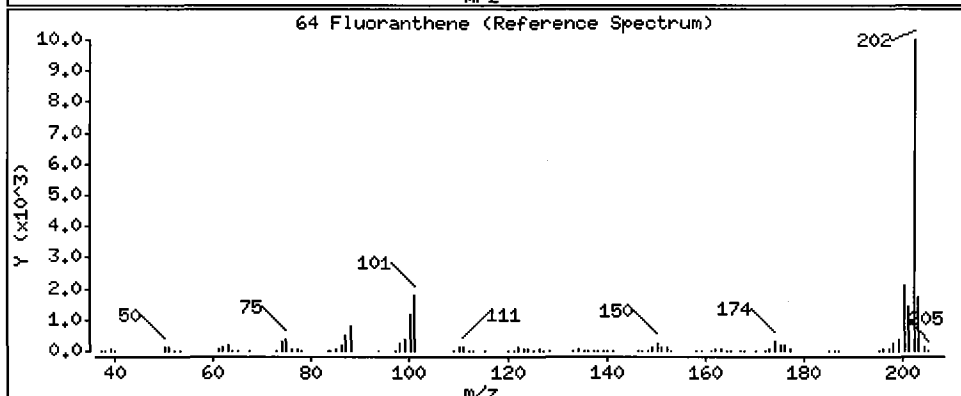
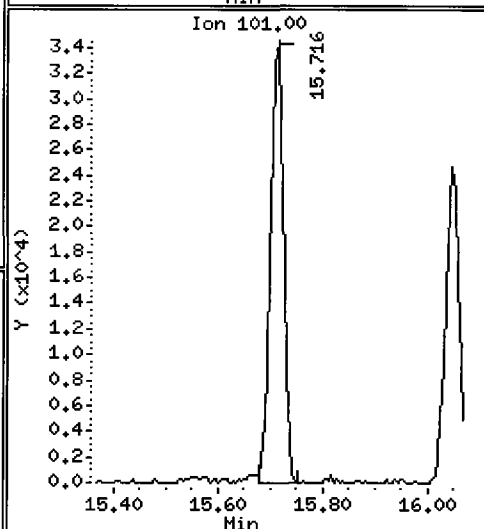
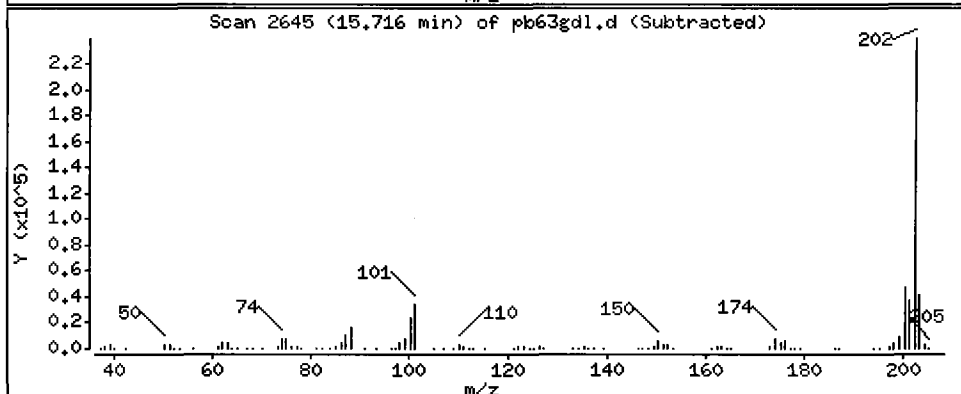
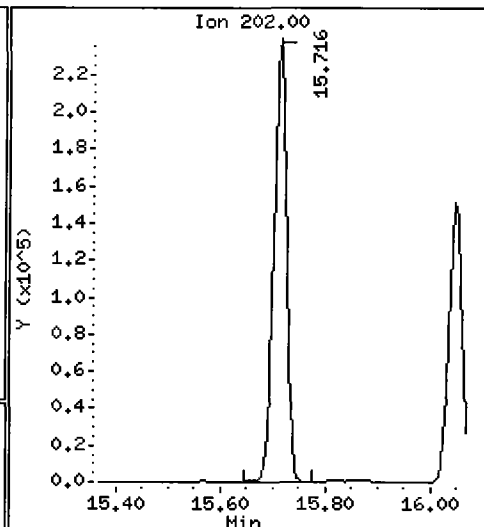
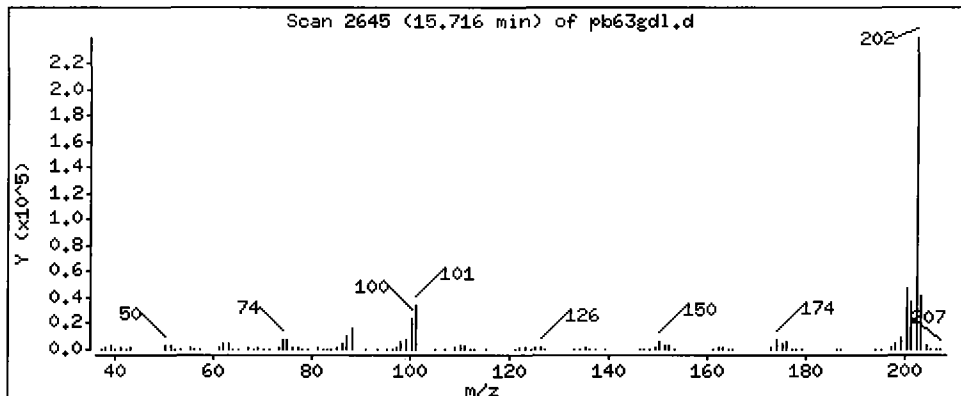
Operator: LJR/VTS

Column phase: ZB-5

Column diameter: 0.32

64 Fluoranthene

Concentration: 1320 ug/kg



Date : 17-JUN-2009 23:35

Client ID: 3SED10-A

Instrument: nt6.i

Sample Info: PB63G,3

Volume Injected (uL): 1.0

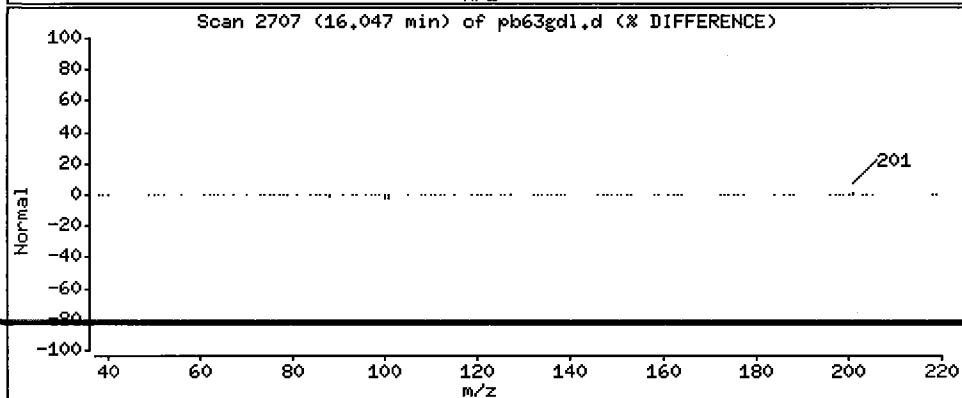
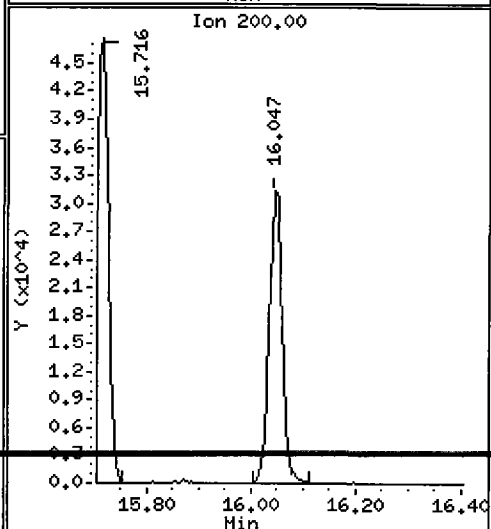
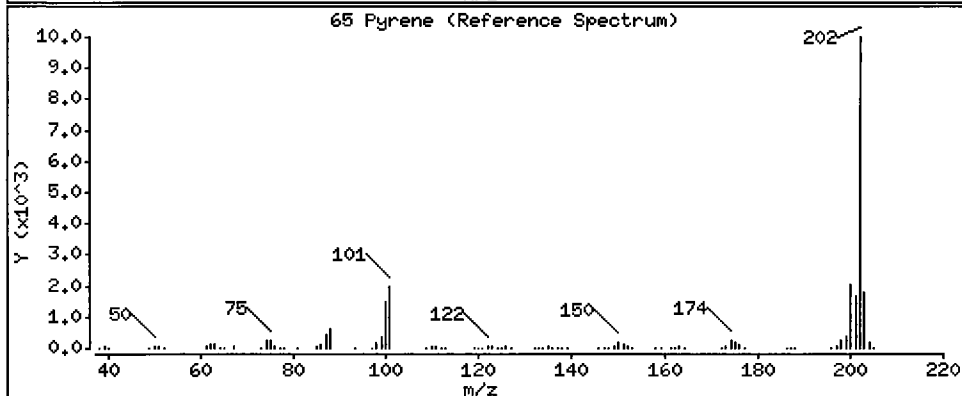
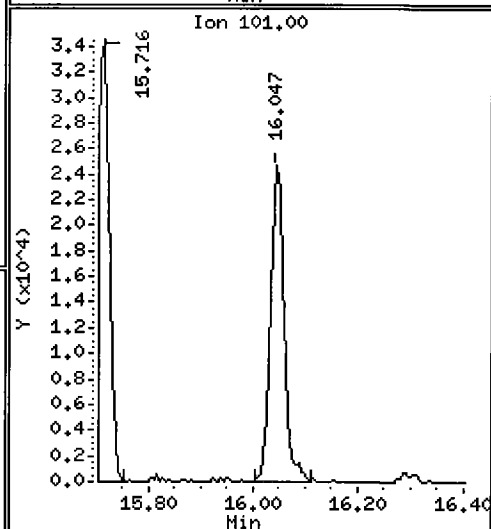
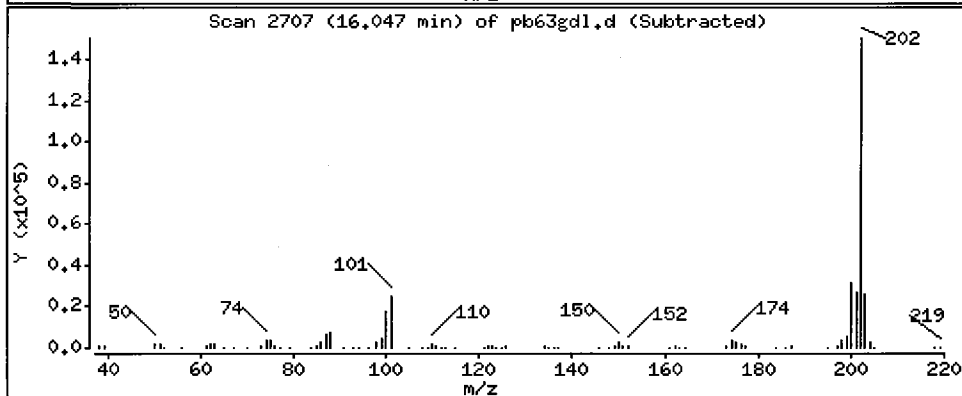
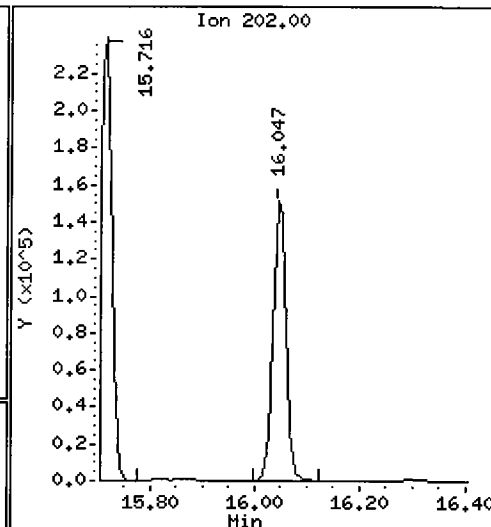
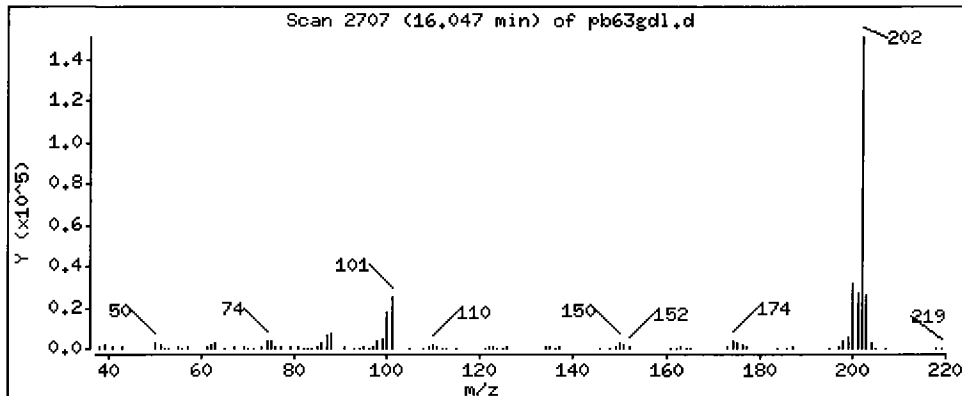
Operator: LJR/VTS

Column phase: ZB-5

Column diameter: 0.32

65 Pyrene

Concentration: 1155 ug/kg



Date : 17-JUN-2009 23:35

Client ID: 3SED10-A

Instrument: nt6.i

Sample Info: PB63G,3

Volume Injected (uL): 1.0

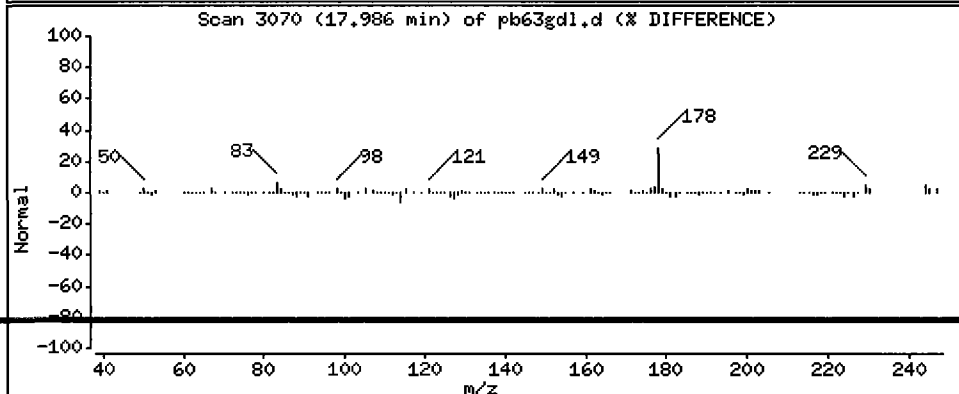
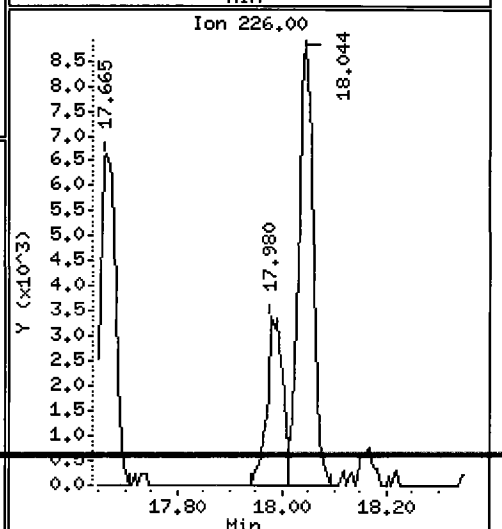
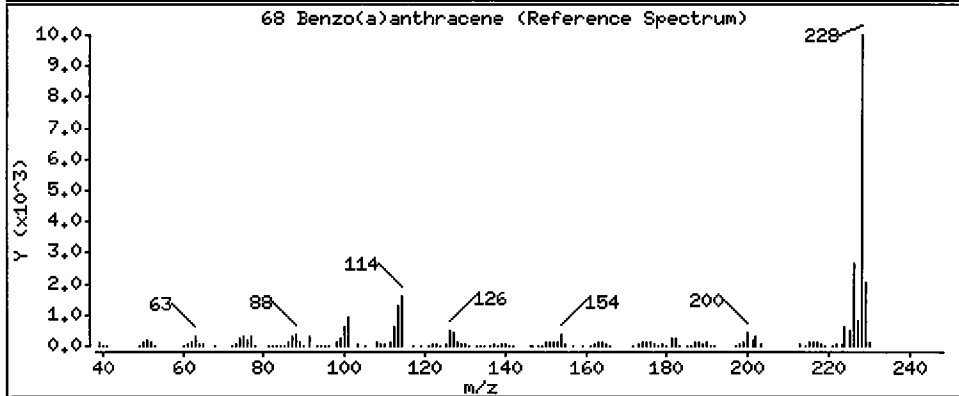
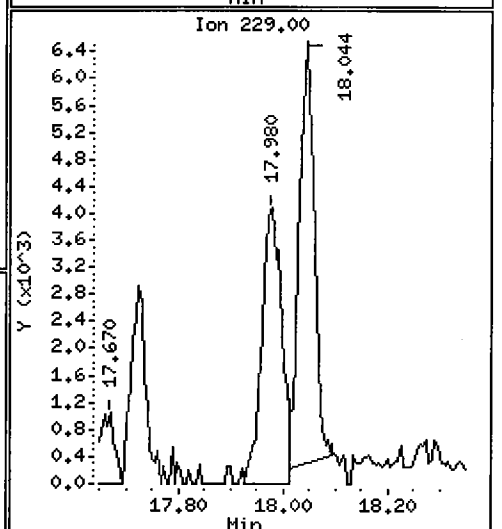
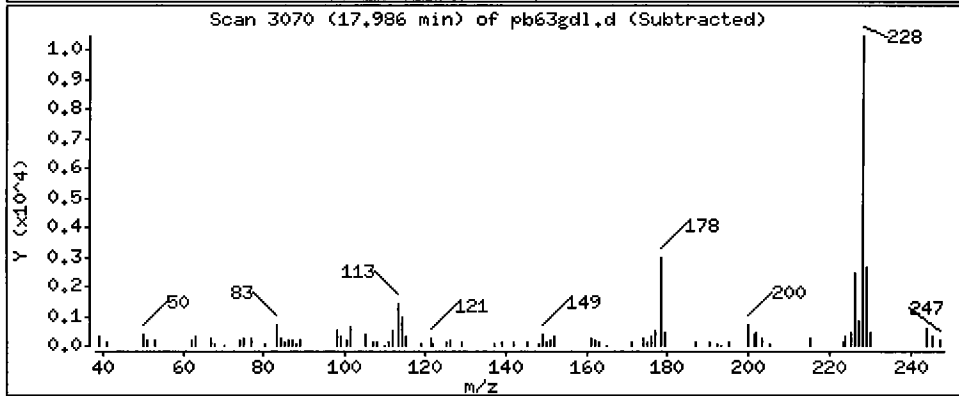
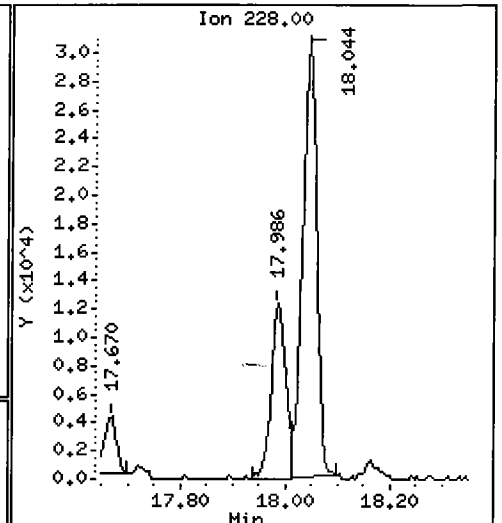
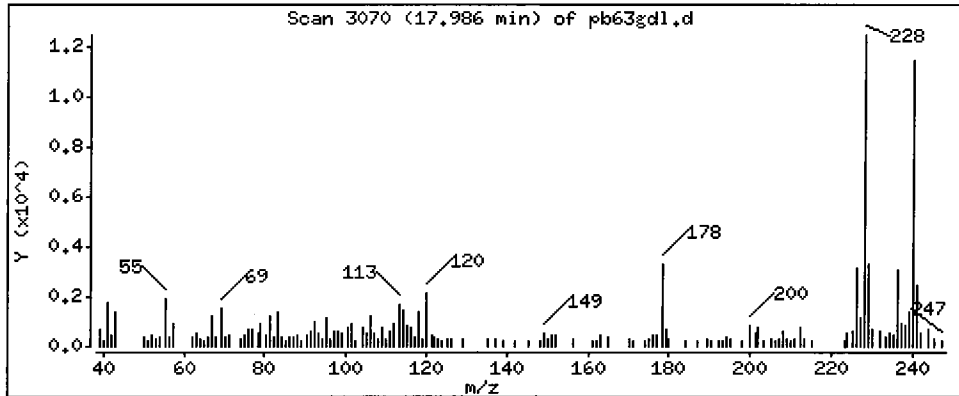
Operator: LJR/VTS

Column phase: ZB-5

Column diameter: 0.32

68 Benzo(a)anthracene

Concentration: 122.3 ug/kg



Date : 17-JUN-2009 23:35

Client ID: 3SED10-A

Instrument: nt6.i

Sample Info: PB63G,3

Volume Injected (uL): 1.0

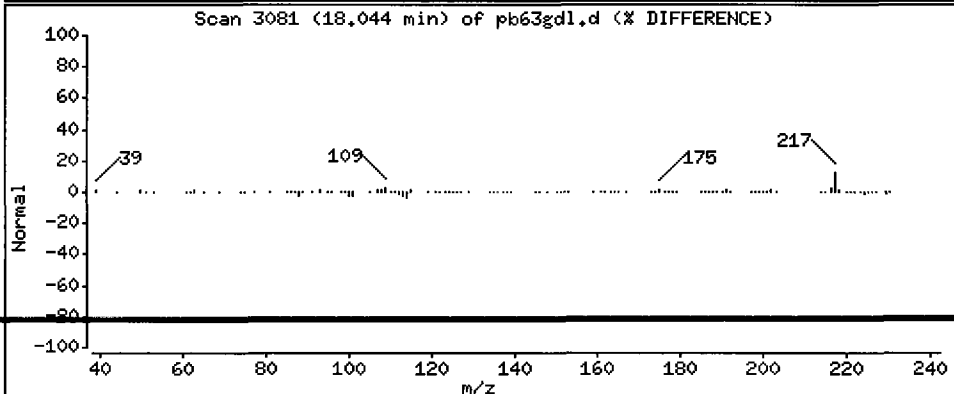
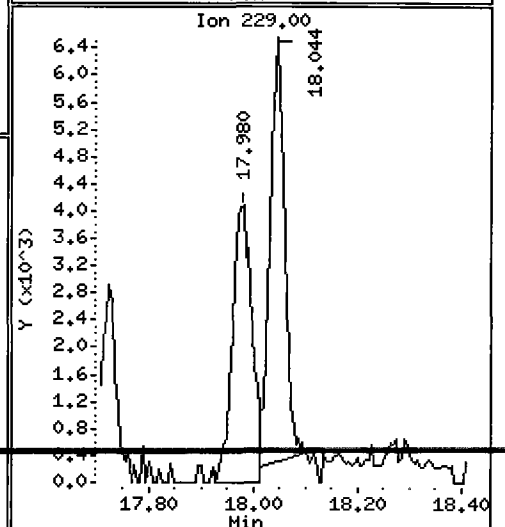
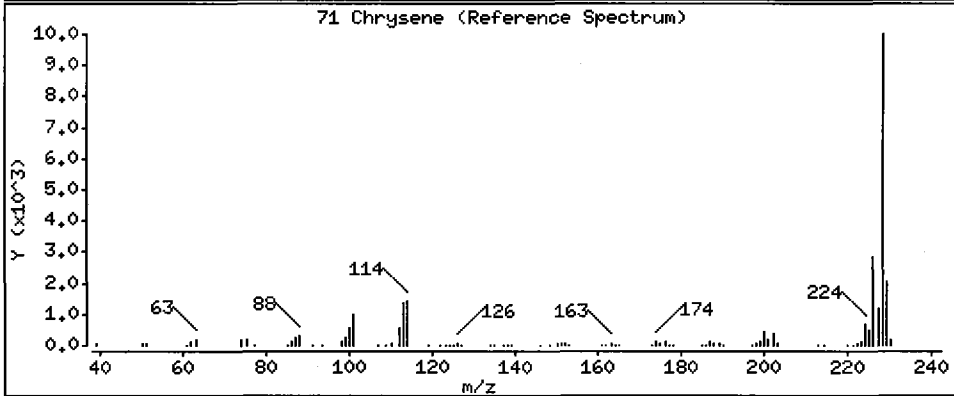
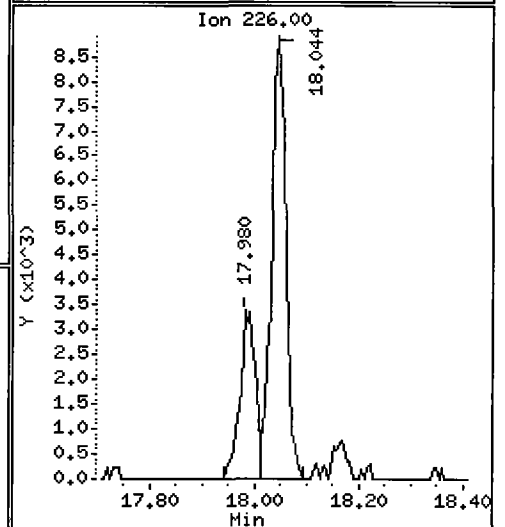
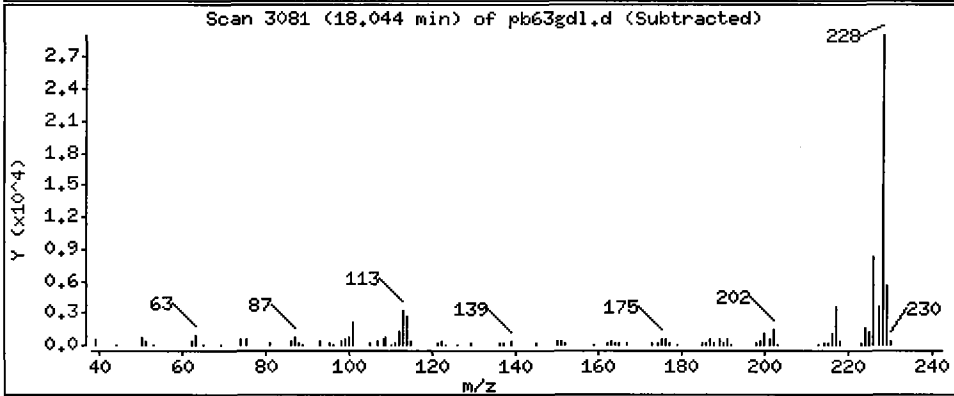
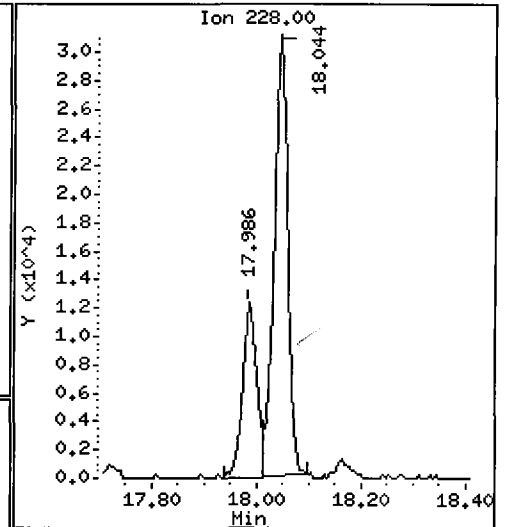
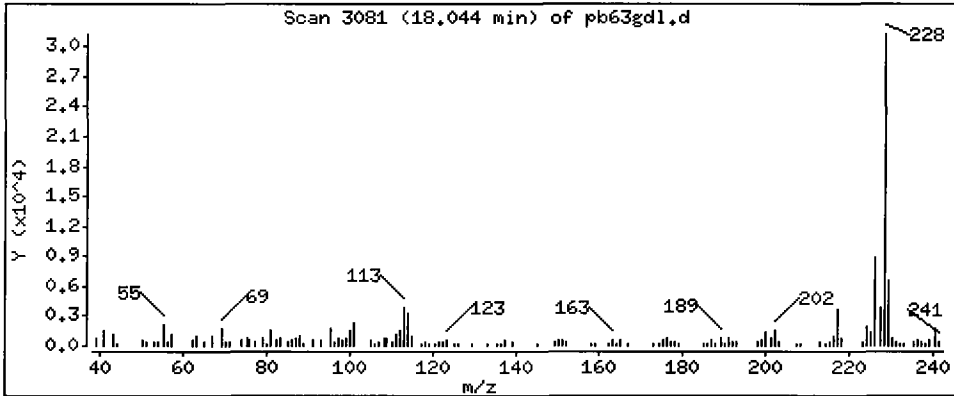
Operator: LJR/VTS

Column phase: ZB-5

Column diameter: 0.32

71 Chrysene

Concentration: 298.1 ug/kg



Date : 17-JUN-2009 23:35

Client ID: 3SED10-A

Instrument: nt6.i

Sample Info: PB63G,3

Volume Injected (uL): 1.0

Operator: LJR/VTS

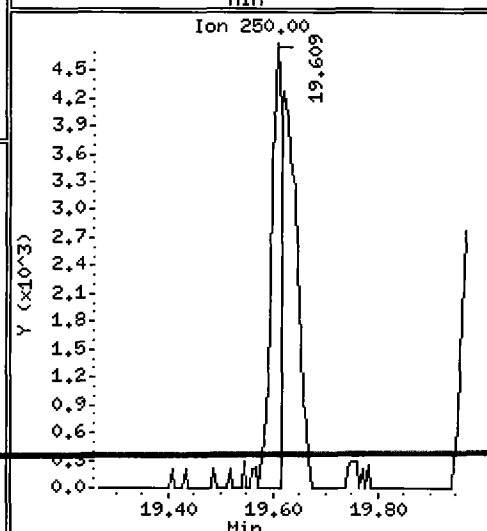
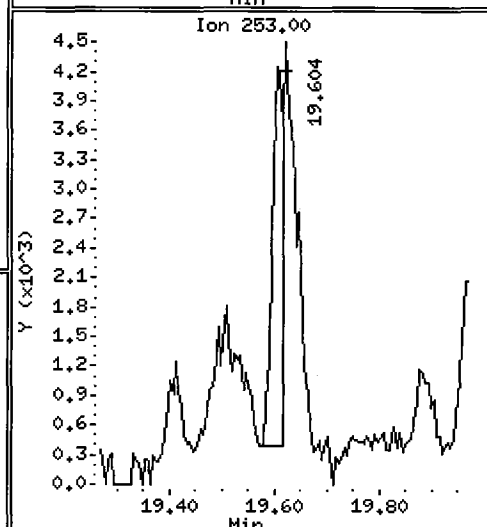
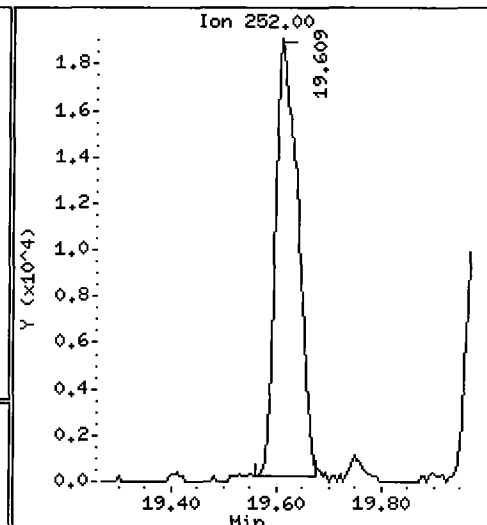
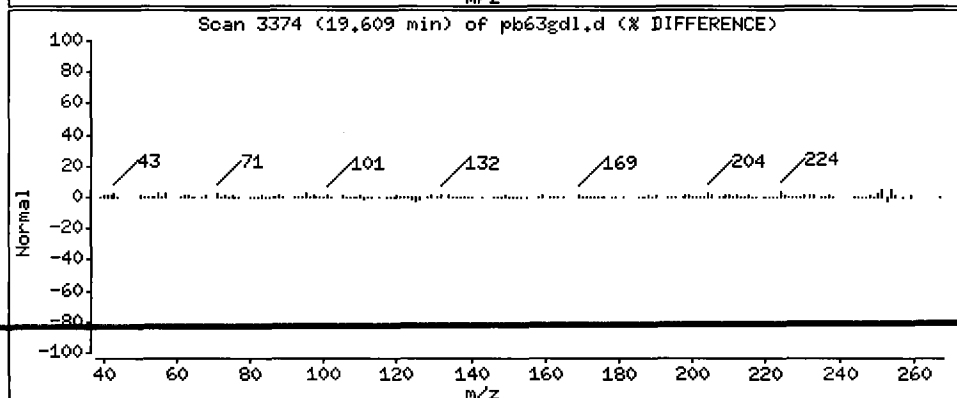
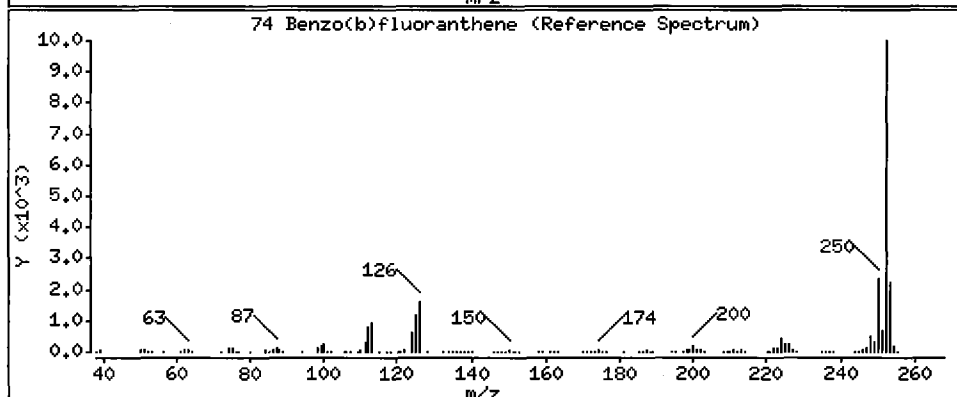
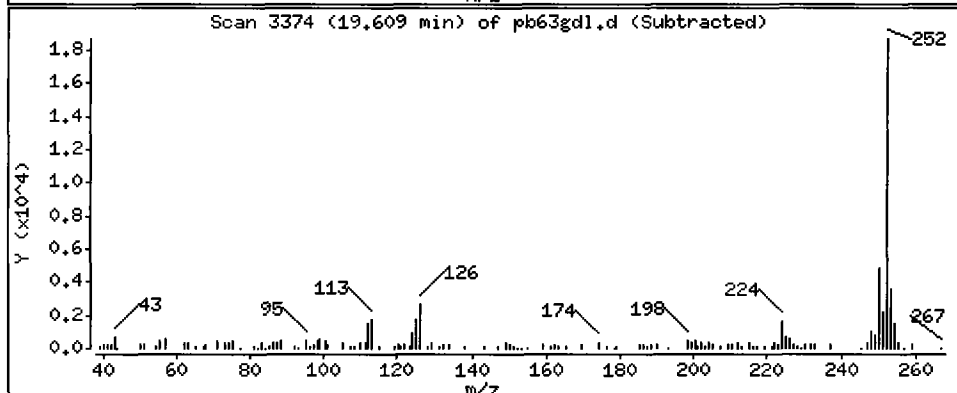
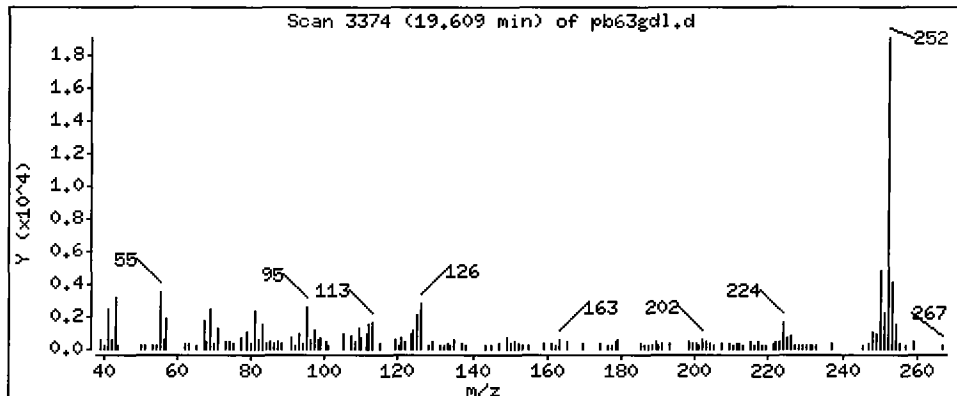
Column phase: ZB-5

Column diameter: 0.32

74 Benzo(b)fluoranthene

Concentration: 360.8 ug/kg

1/2



Date : 17-JUN-2009 23:35

Client ID: 3SED10-A

Instrument: nt6.i

Sample Info: PB63G,3

Volume Injected (uL): 1.0

Operator: LJR/VTS

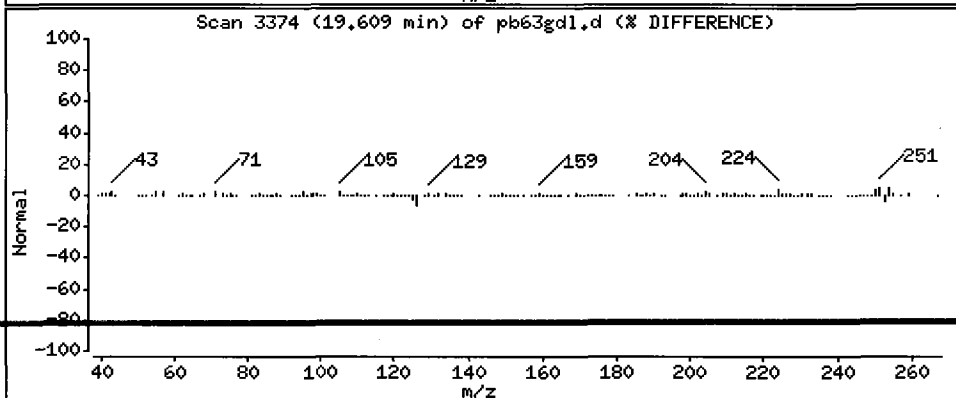
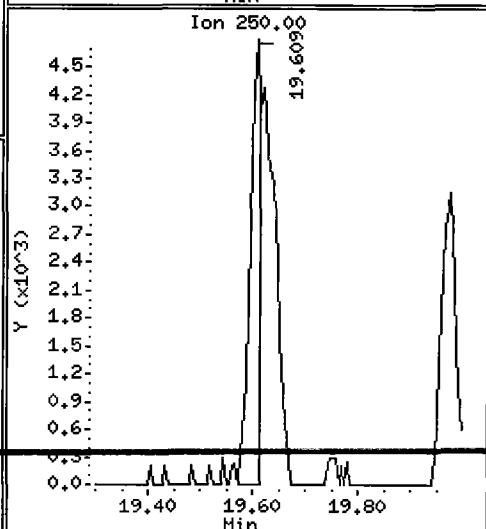
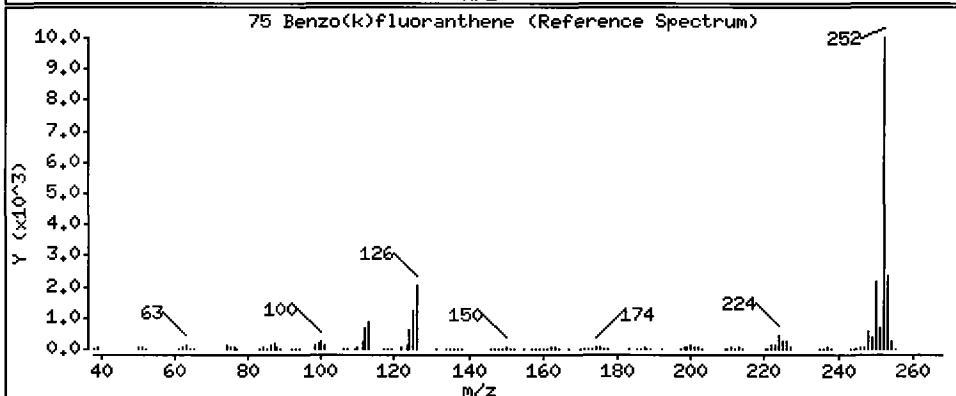
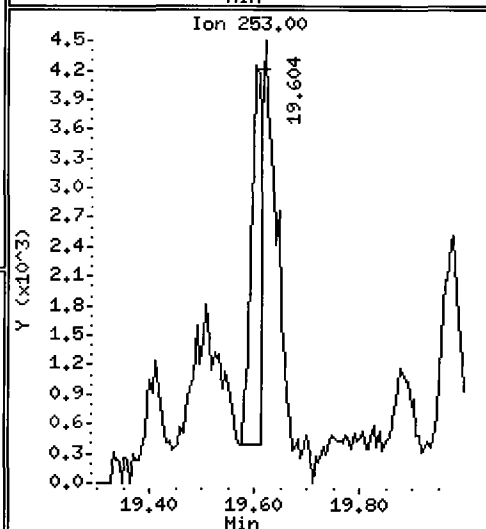
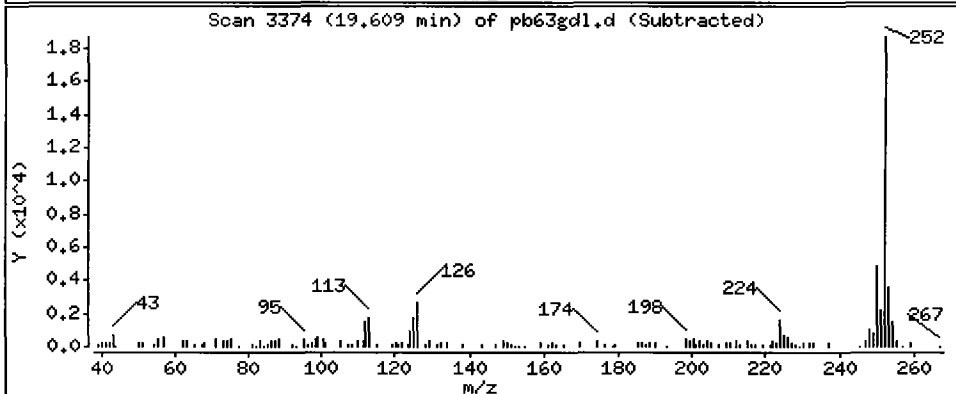
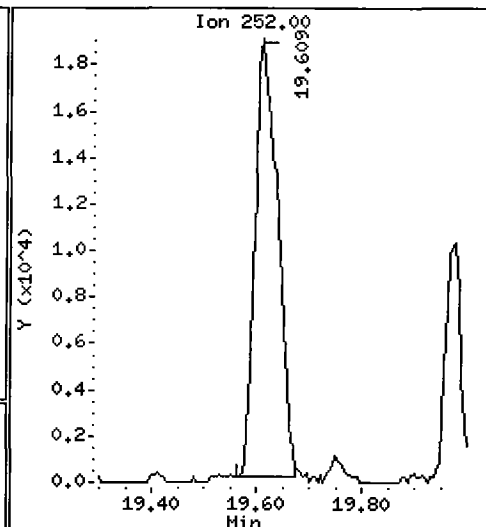
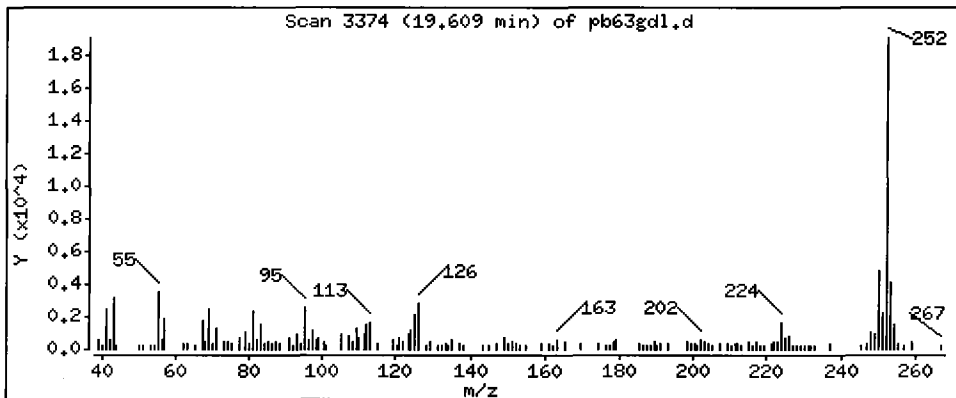
Column phase: ZB-5

Column diameter: 0.32

112

75 Benzo(k)fluoranthene

Concentration: 351.3 ug/kg



Date : 17-JUN-2009 23:35

Client ID: 3SED10-A

Instrument: nt6.i

Sample Info: PB63G,3

Volume Injected (uL): 1.0

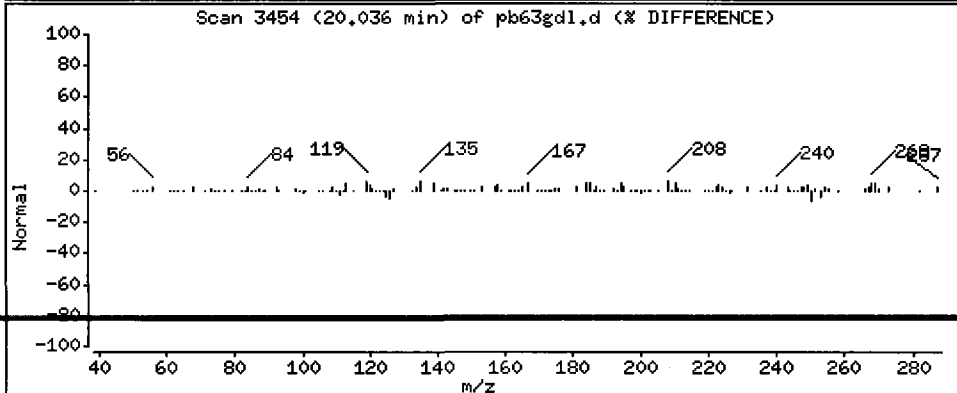
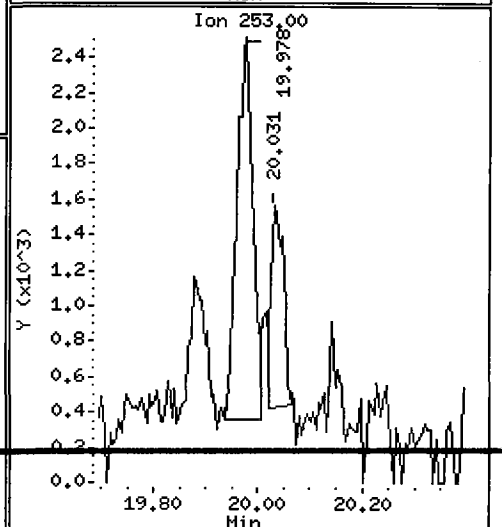
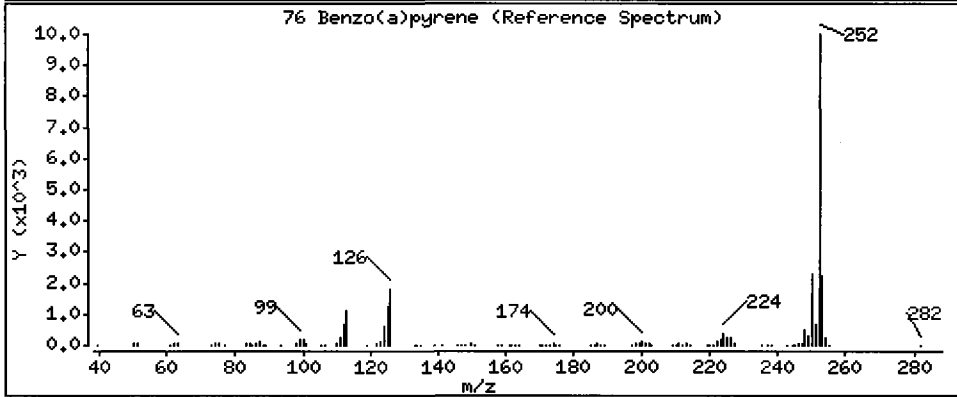
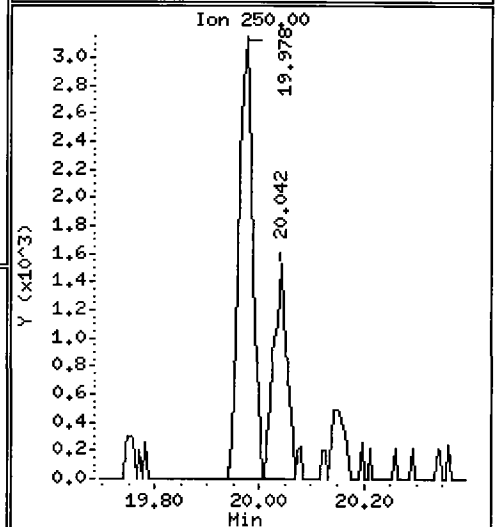
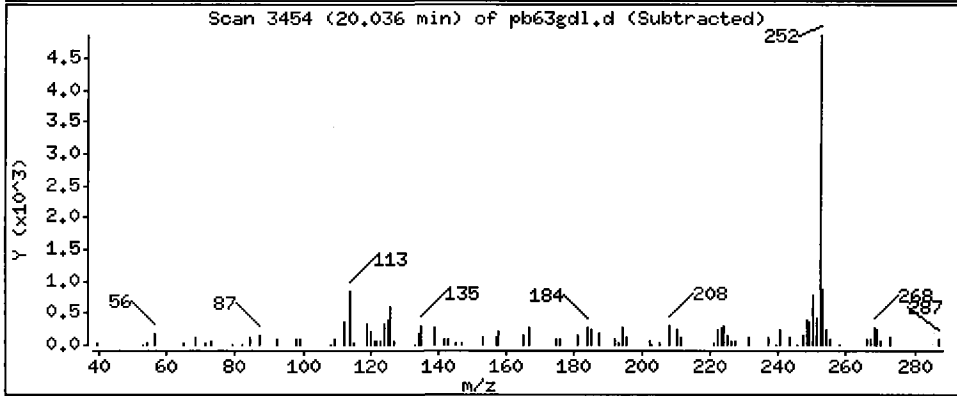
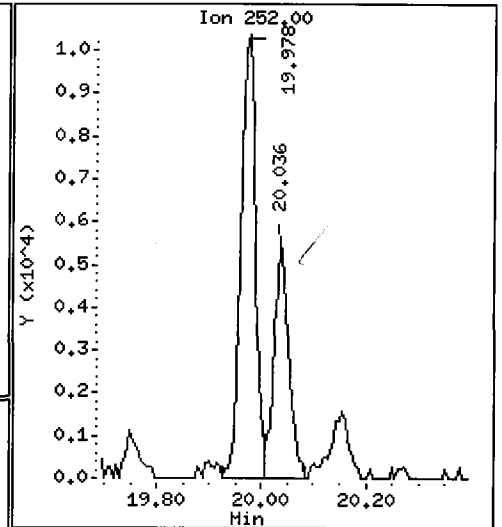
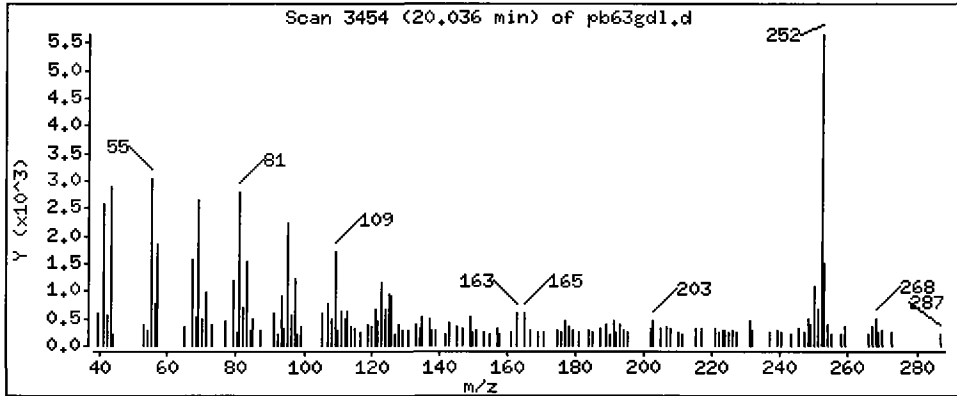
Operator: LJR/VTS

Column phase: ZB-5

Column diameter: 0.32

76 Benzo(a)pyrene

Concentration: 77.71 ug/kg



Date : 17-JUN-2009 23:35

Client ID: 3SED10-A

Instrument: nt6.i

Sample Info: PB63G,3

Volume Injected (uL): 1.0

Operator: LJR/VTS

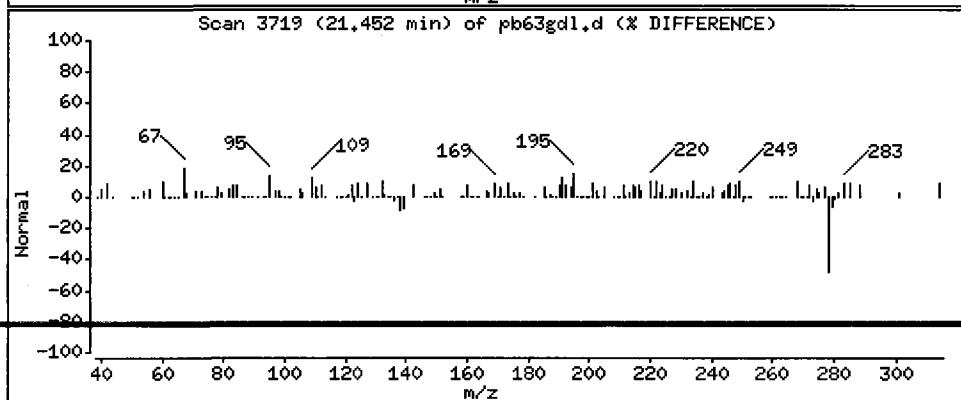
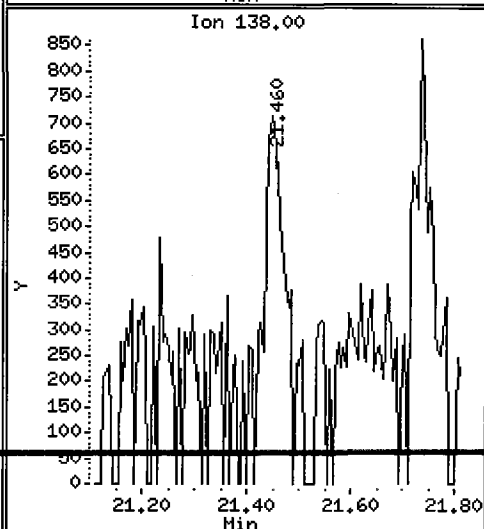
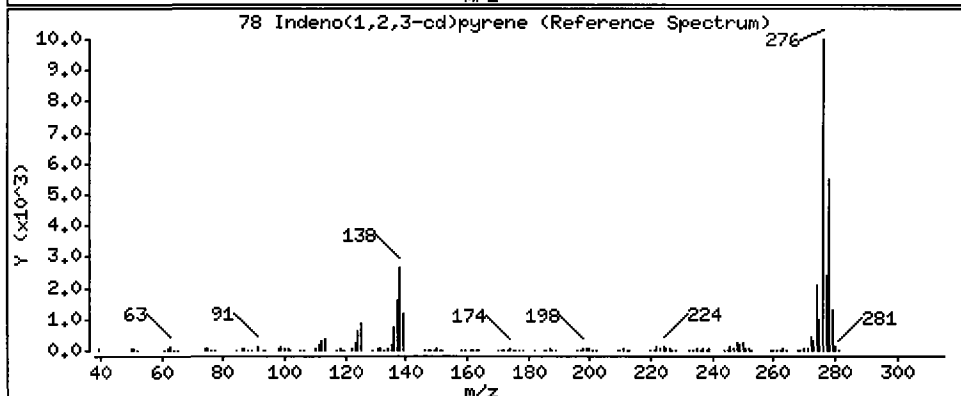
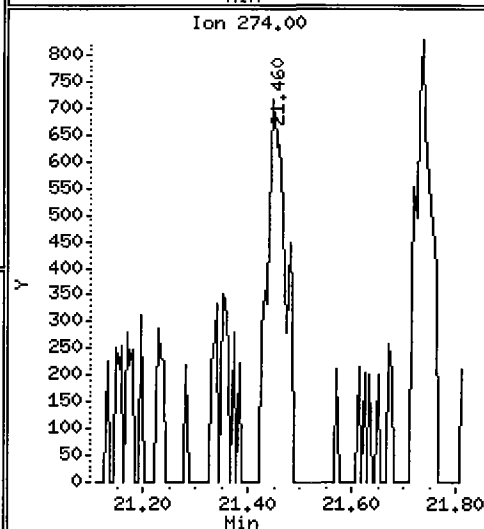
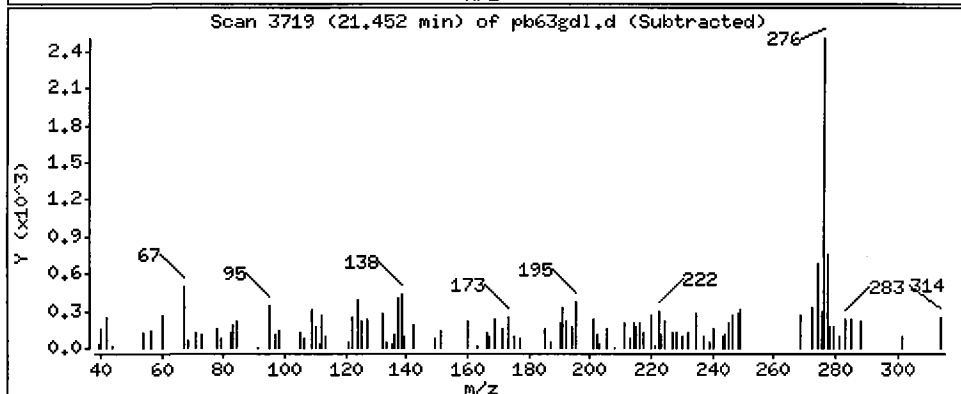
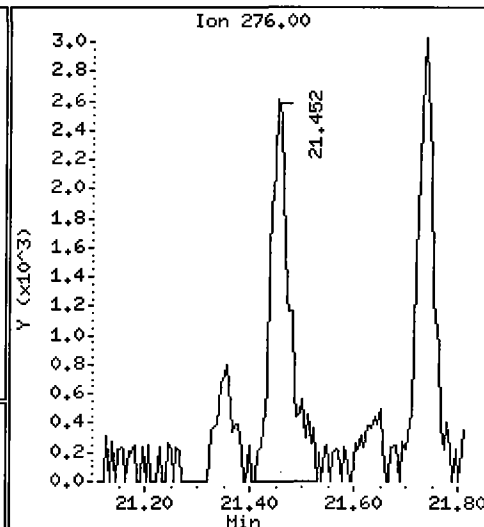
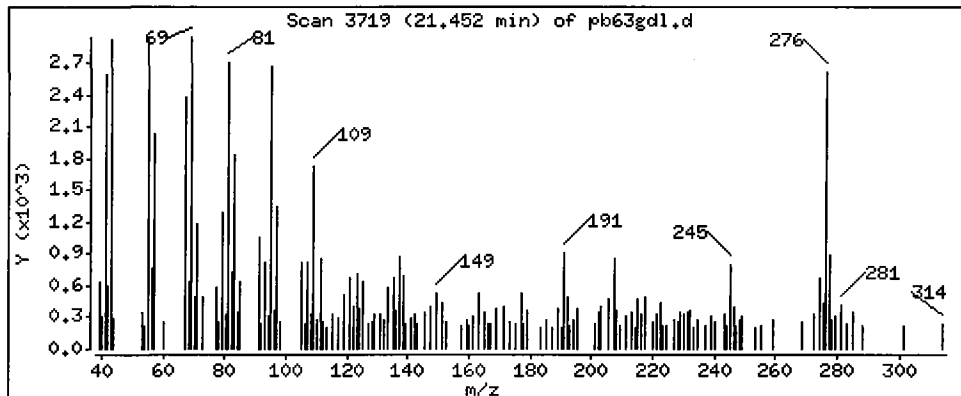
Column phase: ZB-5

Column diameter: 0.32

78 Indeno(1,2,3-cd)pyrene

Concentration: 36.05 ug/kg

JUR



Date : 17-JUN-2009 23:35

Client ID: 3SED10-A

Instrument: nt6.i

Sample Info: PB63G,3

Volume Injected (uL): 1.0

Operator: LJR/VTS

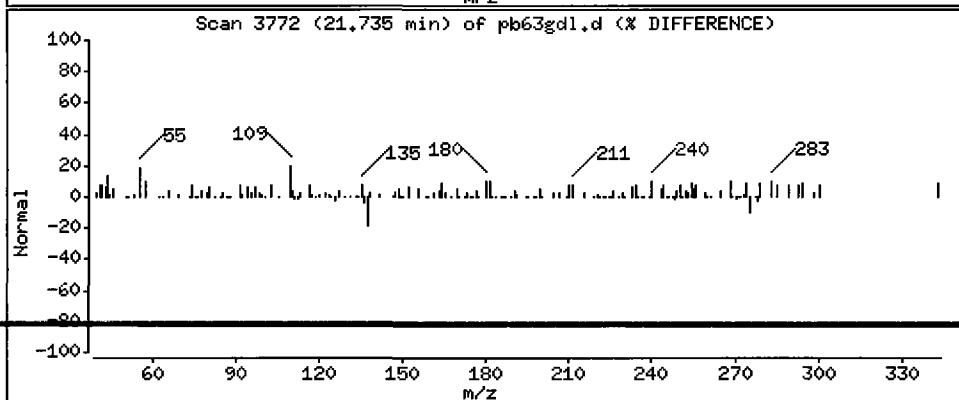
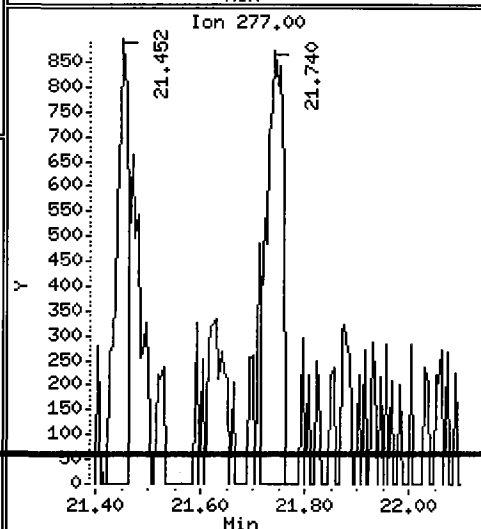
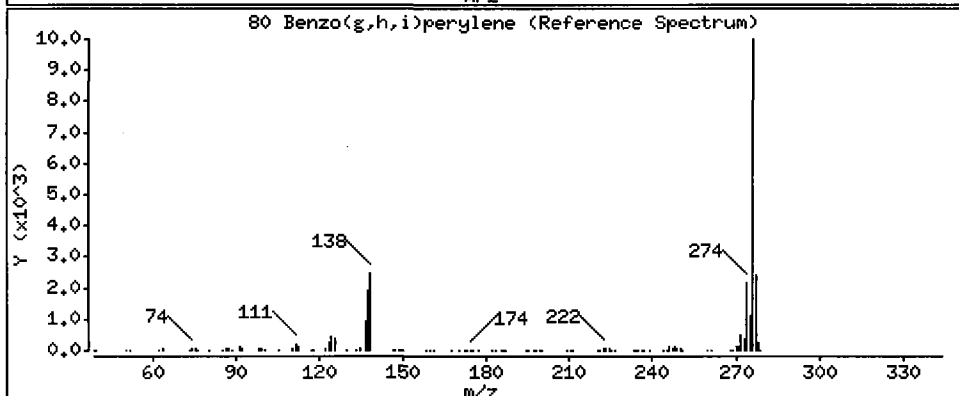
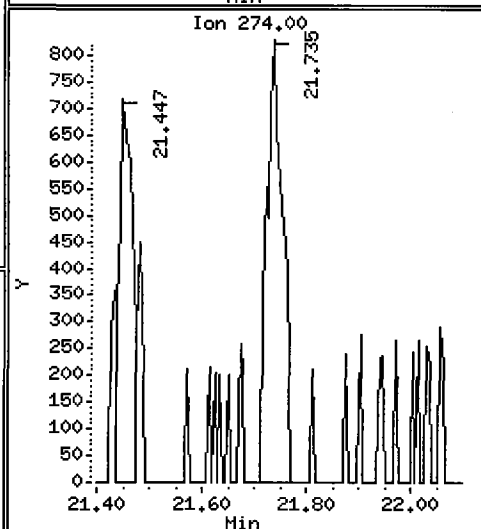
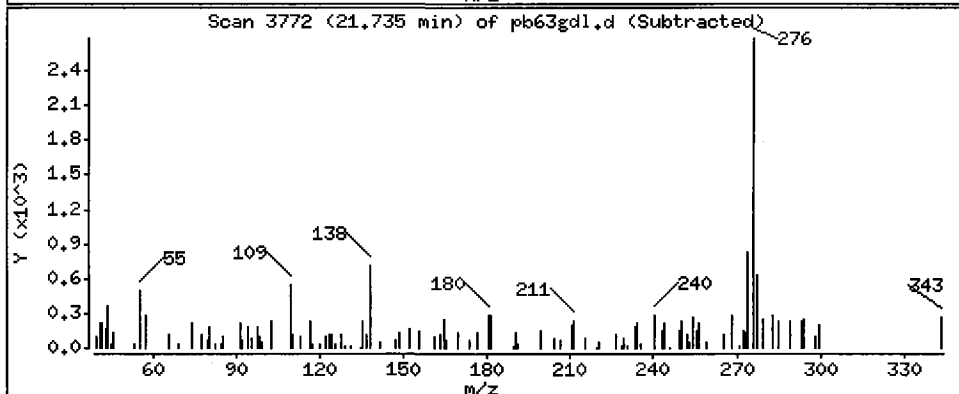
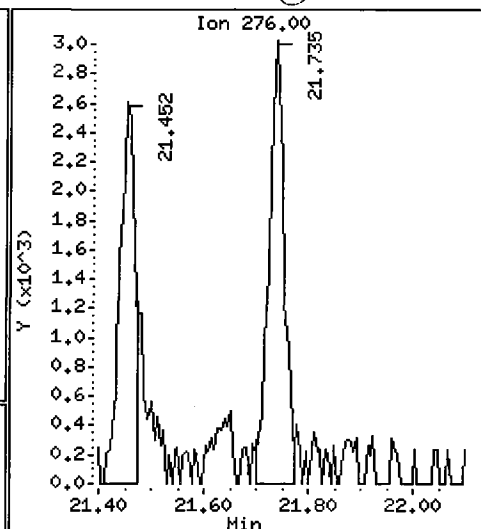
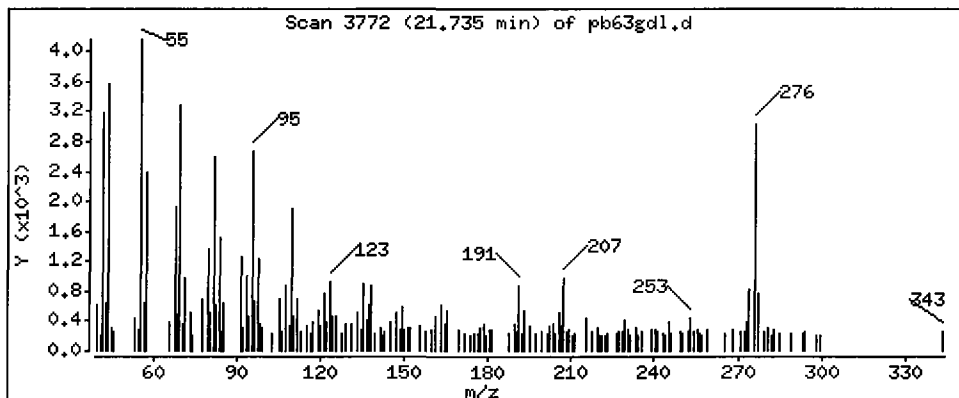
Column phase: ZB-5

Column diameter: 0.32

Handwritten signature

80 Benzo(g,h,i)perylene

Concentration: 38.70 ug/kg



Date : 17-JUN-2009 23:35

Client ID: 3SED10-A

Instrument: nt6.i

Sample Info: PB63G,3

Volume Injected (uL): 1.0

Operator: LJR/VTS

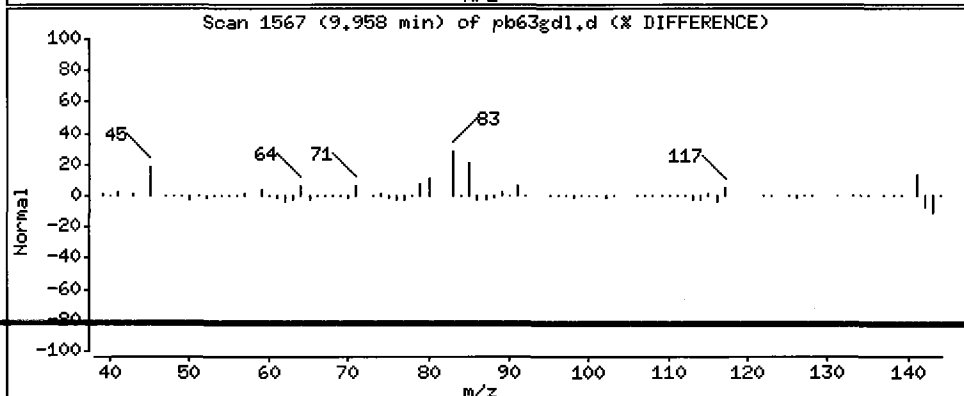
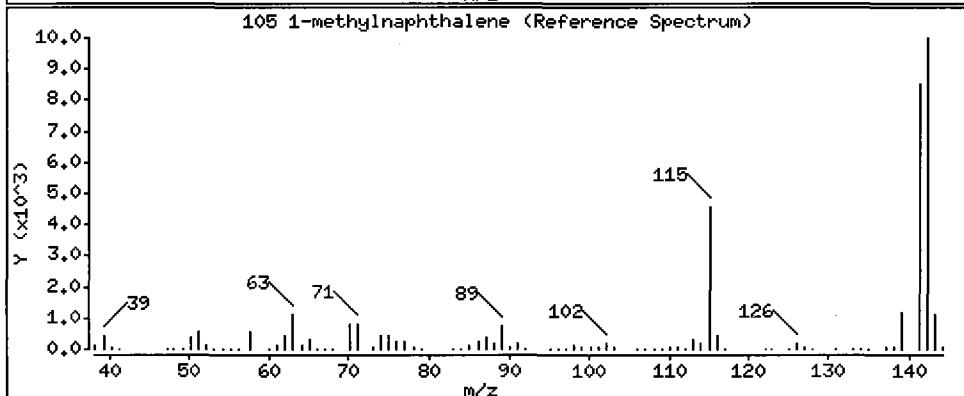
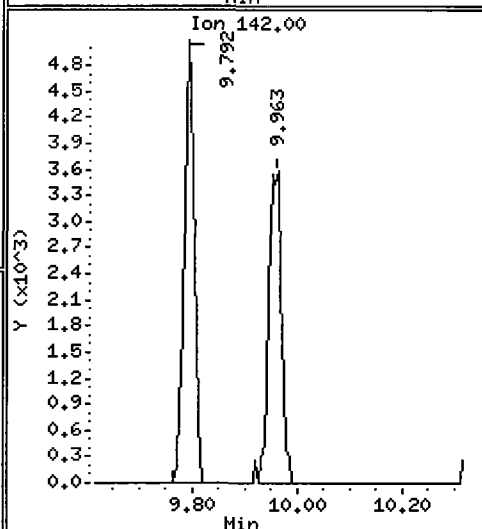
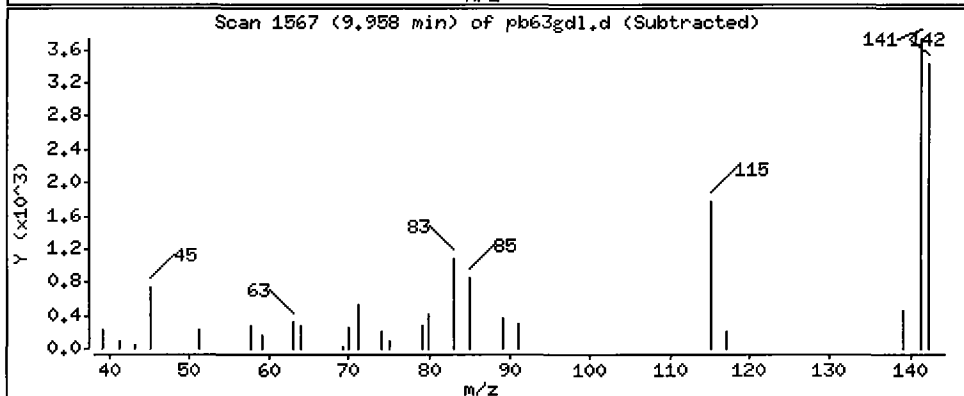
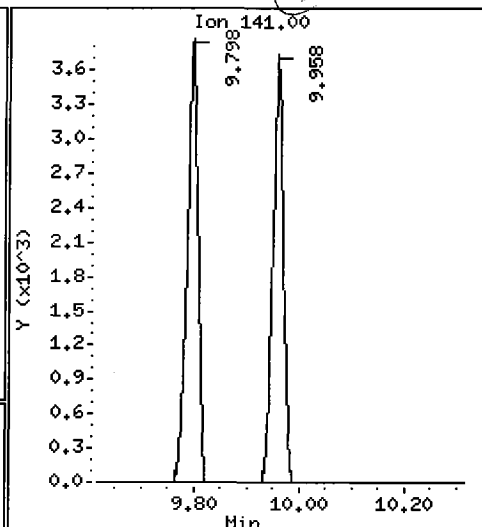
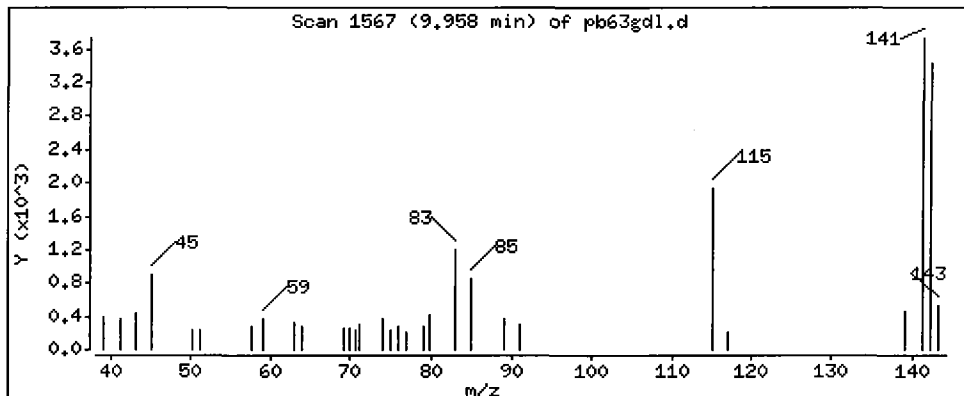
Column phase: ZB-5

Column diameter: 0.32

105 1-methylnaphthalene

Concentration: 29.24 ug/kg

6.12



ORGANICS ANALYSIS DATA SHEET

PSDDA Semivolatiles by SW8270D GC/MS

Page 1 of 2

Sample ID: 3SED10-B
SAMPLE

Lab Sample ID: PB63H

LIMS ID: 09-12949

Matrix: Sediment

Data Release Authorized: *AS*

Reported: 06/18/09

QC Report No: PB63-ENVIRONMENTAL SCIENCE CORP.

Project: JELD-WEN NORD DOOR

008.0228.00017

Date Sampled: 06/05/09

Date Received: 06/05/09

Date Extracted: 06/10/09

Date Analyzed: 06/16/09 18:28

Instrument/Analyst: NT6/LJR

GPC Cleanup: Yes

Sample Amount: 25.3 g-dry-wt

Final Extract Volume: 0.5 mL

Dilution Factor: 1.00

Percent Moisture: 47.6%

CAS Number	Analyte	RL	Result
108-95-2	Phenol	20	< 20 U
541-73-1	1,3-Dichlorobenzene	20	< 20 U
106-46-7	1,4-Dichlorobenzene	20	< 20 U
100-51-6	Benzyl Alcohol	20	< 20 U
95-50-1	1,2-Dichlorobenzene	20	< 20 U
95-48-7	2-Methylphenol	20	< 20 U
106-44-5	4-Methylphenol	20	14 J
67-72-1	Hexachloroethane	20	< 20 U
105-67-9	2,4-Dimethylphenol	20	< 20 U
65-85-0	Benzoic Acid	200	< 200 U
120-82-1	1,2,4-Trichlorobenzene	20	< 20 U
91-20-3	Naphthalene	20	< 20 U
87-68-3	Hexachlorobutadiene	20	< 20 U
91-57-6	2-Methylnaphthalene	20	< 20 U
131-11-3	Dimethylphthalate	20	< 20 U
208-96-8	Acenaphthylene	20	11 J
83-32-9	Acenaphthene	20	< 20 U
132-64-9	Dibenzofuran	20	< 20 U
84-66-2	Diethylphthalate	20	19 J
86-73-7	Fluorene	20	13 J
86-30-6	N-Nitrosodiphenylamine	20	< 20 U
118-74-1	Hexachlorobenzene	20	< 20 U
87-86-5	Pentachlorophenol	99	< 99 U
85-01-8	Phenanthrene	20	96
120-12-7	Anthracene	20	35
84-74-2	Di-n-Butylphthalate	20	< 20 U
206-44-0	Fluoranthene	20	650
129-00-0	Pyrene	20	370
85-68-7	Butylbenzylphthalate	20	< 20 U
56-55-3	Benzo (a) anthracene	20	95
117-81-7	bis (2-Ethylhexyl) phthalate	20	36
218-01-9	Chrysene	20	230
117-84-0	Di-n-Octyl phthalate	20	< 20 U
205-99-2	Benzo (b) fluoranthene	20	120
207-08-9	Benzo (k) fluoranthene	20	120
50-32-8	Benzo (a) pyrene	20	60
193-39-5	Indeno (1,2,3-cd) pyrene	20	21

ORGANICS ANALYSIS DATA SHEET
PSDDA Semivolatiles by SW8270D GC/MS
 Page 2 of 2

**Sample ID: 3SED10-B
 SAMPLE**

Lab Sample ID: PB63H
 LIMS ID: 09-12949
 Matrix: Sediment
 Date Analyzed: 06/16/09 18:28

QC Report No: PB63-ENVIROMENTAL SCIENCE CORP.
 Project: JELD-WEN NORD DOOR
 008.0228.00017

CAS Number	Analyte	RL	Result
53-70-3	Dibenz (a, h) anthracene	20	< 20 U
191-24-2	Benzo (g, h, i) perylene	20	18 J
90-12-0	1-Methylnaphthalene	20	< 20 U

Reported in µg/kg (ppb)

Semivolatile Surrogate Recovery

d5-Nitrobenzene	53.6%	2-Fluorobiphenyl	64.4%
d14-p-Terphenyl	71.2%	d4-1,2-Dichlorobenzene	48.0%
d5-Phenol	57.1%	2-Fluorophenol	55.5%
2,4,6-Tribromophenol	69.1%	d4-2-Chlorophenol	56.5%

Analytical Resources, Inc.

Semivolatiles Report SW846 Method 8270D

Data file : /chem1/nt6.i/20090616.b/pb63h.d
 Lab Smp Id: PB63H Client Smp ID: 3SED10-B
 Inj Date : 16-JUN-2009 18:28
 Operator : LJR/VTS Inst ID: nt6.i
 Smp Info : PB63H
 Misc Info : 09-12949
 Comment : 1ul Injection
 Method : /chem1/nt6.i/20090616.b/SW846.m
 Meth Date : 17-Jun-2009 11:06 jeff Quant Type: ISTD
 Cal Date : 11-JUN-2009 14:21 Cal File: 0050611a.d
 Als bottle: 13
 Dil Factor: 1.00000
 Integrator: HP RTE Compound Sublist: PSDDA.sub
 Target Version: 3.50

LJR
6/17/09

Concentration Formula: Amt * DF * Vt / (Ws * (100 - M) / 100) * CpndVariable

Name	Value	Description
DF	1.00000	Dilution Factor
Vt	500.00000	Volume of final extract (uL)
Ws	48.20000	Weight of sample extracted (g)
M	47.60000	% Moisture

Cpnd Variable

Local Compound Variable

Compounds	QUANT SIG	RT	EXP RT	REL RT	RESPONSE	CONCENTRATIONS	
						ON-COLUMN (ug/mL)	FINAL (ug/kg)
\$ 1 2-Fluorophenol	112	4.692	4.638	(0.696)	161540	20.7931	411.6
\$ 2 Phenol-d5	99	6.508	6.428	(0.965)	222940	21.3694	423.0
3 Phenol	94	Compound Not Detected.					
\$ 5 2-Chlorophenol-d4	132	6.465	6.438	(0.959)	134790	21.2024	419.7
4 Bis(2-Chloroethyl) ether	93	Compound Not Detected.					
6 2-Chlorophenol	128	Compound Not Detected.					
7 1,3-Dichlorobenzene	146	Compound Not Detected.					
* 8 1,4-Dichlorobenzene-d4	152	6.743	6.732	(1.000)	94233	20.0000	
9 1,4-Dichlorobenzene	146	Compound Not Detected.					
\$ 10 1,2-Dichlorobenzene-d4	152	7.042	7.036	(1.044)	56392	12.0179	237.9
12 1,2-Dichlorobenzene	146	Compound Not Detected.					
11 Benzyl alcohol	108	Compound Not Detected.					
14 2,2'-oxybis(1-Chloropropane)	45	Compound Not Detected.					
13 2-Methylphenol	108	Compound Not Detected.					
17 Hexachloroethane	117	Compound Not Detected.					

Compounds	QUANT SIG MASS	RT	EXP RT	REL RT	RESPONSE	CONCENTRATIONS	
						ON-COLUMN (ug/mL)	FINAL (ug/kg)
16 N-Nitroso-di-n-propylamine	70				Compound Not Detected.		
15 4-Methylphenol	108	7.651	7.629	(1.135)	5115	0.67814 LDL	13.42
\$ 18 Nitrobenzene-d5	82	7.704	7.704	(0.874)	136216	13.4468	266.2
19 Nitrobenzene	77				Compound Not Detected.		
20 Isophorone	82				Compound Not Detected.		
21 2-Nitrophenol	139				Compound Not Detected.		
22 2,4-Dimethylphenol	107				Compound Not Detected.		
23 Bis(2-Chloroethoxy)methane	93				Compound Not Detected.		
24 Benzoic acid	105				Compound Not Detected.		
25 2,4-Dichlorophenol	162				Compound Not Detected.		
26 1,2,4-Trichlorobenzene	180				Compound Not Detected.		
* 27 Naphthalene-d8	136	8.810	8.804	(1.000)	329842	20.0000	
28 Naphthalene	128				Compound Not Detected.		
29 4-Chloroaniline	127				Compound Not Detected.		
30 Hexachlorobutadiene	225				Compound Not Detected.		
31 4-Chloro-3-methylphenol	107				Compound Not Detected.		
32 2-Methylnaphthalene	141				Compound Not Detected.		
33 Hexachlorocyclopentadiene	237				Compound Not Detected.		
34 2,4,6-Trichlorophenol	196				Compound Not Detected.		
35 2,4,5-Trichlorophenol	196				Compound Not Detected.		
\$ 36 2-Fluorobiphenyl	172	10.626	10.626	(0.913)	217684	16.1299	319.3
37 2-Chloronaphthalene	162				Compound Not Detected.		
38 2-Nitroaniline	65				Compound Not Detected.		
39 Dimethylphthalate	163				Compound Not Detected.		
40 Acenaphthylene	152	11.384	11.384	(0.978)	9794	0.54236 LDL	10.74
41 2,6-Dinitrotoluene	165				Compound Not Detected.		
* 42 Acenaphthene-d10	164	11.641	11.635	(1.000)	181692	20.0000	
43 3-Nitroaniline	138				Compound Not Detected.		
44 Acenaphthene	153				Compound Not Detected.		
45 2,4-Dinitrophenol	184				Compound Not Detected.		
46 Dibenzofuran	168				Compound Not Detected.		
47 4-Nitrophenol	109				Compound Not Detected.		
48 2,4-Dinitrotoluene	165				Compound Not Detected.		
50 Diethylphthalate	149	12.538	12.543	(1.077)	11513	0.95424 LDL	18.89
49 Fluorene	166	12.490	12.495	(1.073)	9072	0.67352	13.33
51 4-Chlorophenyl-phenylether	204				Compound Not Detected.		
52 4-Nitroaniline	138				Compound Not Detected.		
53 4,6-Dinitro-2-methylphenol	198				Compound Not Detected.		
54 N-Nitrosodiphenylamine	169				Compound Not Detected.		
\$ 55 2,4,6-Tribromophenol	330	12.928	12.917	(1.111)	44938	25.9394	513.5
56 4-Bromophenyl-phenylether	248				Compound Not Detected.		
57 Hexachlorobenzene	284				Compound Not Detected.		
58 Pentachlorophenol	266				Compound Not Detected.		
* 59 Phenanthrene-d10	188	13.969	13.964	(1.000)	261456	20.0000	
60 Phenanthrene	178	14.001	14.001	(1.002)	80087	4.82592	95.54
61 Anthracene	178	14.076	14.071	(1.008)	29946	1.77994	35.24
62 Carbazole	167	14.407	14.386	(1.031)	11838	0.85625 LDL	16.95(M)
63 Di-n-butylphthalate	149				Compound Not Detected.		

Compounds	QUANT SIG MASS	RT	EXP RT	REL RT	RESPONSE	CONCENTRATIONS	
						ON-COLUMN (ug/mL)	FINAL (ug/kg)
64 Fluoranthene	202	15.924	15.903	(1.140)	557587	32.9101	651.5
65 Pyrene	202	16.255	16.239	(0.892)	413021	18.7790	371.8
\$ 66 Terphenyl-d14	244	16.624	16.613	(0.912)	251833	17.7599	351.6
67 Butylbenzylphthalate	149	Compound Not Detected.					
68 Benzo(a)anthracene	228	18.200	18.183	(0.999)	94003	4.79737	94.97
* 69 Chrysene-d12	240	18.221	18.210	(1.000)	265485	20.0000	
70 3,3'-Dichlorobenzidine	252	Compound Not Detected.					
71 Chrysene	228	18.258	18.247	(1.002)	222222	11.8442	234.5
72 bis(2-Ethylhexyl)phthalate	149	18.568	18.557	(0.952)	21813	1.79518	35.54 (M)
* 134 Di-n-octylphthalate-d4	153	19.497	19.486	(1.000)	391772	20.0000	
73 Di-n-octylphthalate	149	Compound Not Detected.					
74 Benzo(b)fluoranthene	252	19.839	19.812	(0.975)	183498	12.3335	244-26.085
75 Benzo(k)fluoranthene	252	19.839	19.844	(0.975)	183498	12.0079	237-76.085
76 Benzo(a)pyrene	252	20.267	20.245	(0.996)	41036	3.04691	60.32
* 77 Perylene-d12	264	20.352	20.325	(1.000)	205311	20.0000	
78 Indeno(1,2,3-cd)pyrene	276	21.687	21.660	(1.066)	19171	1.06779	21.14
79 Dibenzo(a,h)anthracene	278	Compound Not Detected.					
80 Benzo(g,h,i)perylene	276	21.976	21.954	(1.080)	14540	0.92665	18.34
90 N-Nitrosodimethylamine	74	Compound Not Detected.					
91 Aniline	93	Compound Not Detected.					
93 Benzidine	184	Compound Not Detected.					
103 Pyridine	79	Compound Not Detected.					
105 1-methylnaphthalene	141	Compound Not Detected.					
111 Azobenzene (1,2-DP-Hydrazine)	77	Compound Not Detected.					

QC Flag Legend

M - Compound response manually integrated.

Analytical Resources, Inc.

INTERNAL STANDARD COMPOUNDS
 AREA AND RT SUMMARY

Instrument ID: nt6.i	Calibration Date: 16-JUN-2009
Lab File ID: pb63h.d	Calibration Time: 11:54
Lab Smp Id: PB63H	Client Smp ID: 3SED10-B
Analysis Type: SV	Level: LOW
Quant Type: ISTD	Sample Type: Sediment
Operator: LJR/VTS	
Method File: /chem1/nt6.i/20090616.b/SW846.m	
Misc Info: 09-12949	

Test Mode: Use Initial Calibration Level 4.

COMPOUND	STANDARD	AREA LIMIT		SAMPLE	%DIFF
		LOWER	UPPER		
8 1,4-Dichlorobenze	112389	56194	224778	94233	-16.15
27 Naphthalene-d8	384492	192246	768984	329842	-14.21
42 Acenaphthene-d10	217478	108739	434956	181692	-16.45
59 Phenanthrene-d10	336594	168297	673188	261456	-22.32
69 Chrysene-d12	247160	123580	494320	265485	7.41
134 Di-n-octylphthala	347036	173518	694072	391772	12.89
77 Perylene-d12	232938	116469	465876	205311	-11.86

COMPOUND	STANDARD	RT LIMIT		SAMPLE	%DIFF
		LOWER	UPPER		
8 1,4-Dichlorobenze	6.73	6.23	7.23	6.74	0.16
27 Naphthalene-d8	8.80	8.30	9.30	8.81	0.06
42 Acenaphthene-d10	11.64	11.14	12.14	11.64	0.05
59 Phenanthrene-d10	13.96	13.46	14.46	13.97	0.04
69 Chrysene-d12	18.21	17.71	18.71	18.22	0.06
134 Di-n-octylphthala	19.49	18.99	19.99	19.50	0.06
77 Perylene-d12	20.32	19.82	20.82	20.35	0.13

AREA UPPER LIMIT = +100% of internal standard area.
 AREA LOWER LIMIT = - 50% of internal standard area.
 RT UPPER LIMIT = + 0.50 minutes of internal standard RT.
 RT LOWER LIMIT = - 0.50 minutes of internal standard RT.

Analytical Resources, Inc.

RECOVERY REPORT

Client Name: ESC
 Sample Matrix: SOLID
 Lab Smp Id: PB63H
 Level: LOW
 Data Type: MS DATA
 SpikeList File: PSDDALCS.spk
 Sublist File: PSDDA.sub
 Method File: /chem1/nt6.i/20090616.b/SW846.m
 Misc Info: 09-12949


Client SDG: PB63
 Fraction: SV
 Client Smp ID: 3SED10-B
 Operator: LJR/VTS
 SampleType: SAMPLE
 Quant Type: ISTD

SURROGATE COMPOUND	CONC ADDED ug/kg	CONC RECOVERED ug/kg	% RECOVERED	LIMITS
\$ 1 2-Fluorophenol	742.4	411.6	55.45	21-100
\$ 2 Phenol-d5	742.4	423.0	56.99	10-100
\$ 5 2-Chlorophenol-d4	742.4	419.7	56.54	30-100
\$ 10 1,2-Dichlorobenzen	494.9	237.9	48.07	24-100
\$ 18 Nitrobenzene-d5	494.9	266.2	53.79	26-100
\$ 36 2-Fluorobiphenyl	494.9	319.3	64.52	32-100
\$ 55 2,4,6-Tribromophen	742.4	513.5	69.17	33-118
\$ 66 Terphenyl-d14	494.9	351.6	71.04	21-97

Data File: /chem1/nt6.i/20090616.b/pb63h.d
 Date: 16-JUN-2009 18:28
 Client ID: 3SEDI0-B
 Sample Info: PB63H
 Volume Injected (ul): 1.0
 Column phase: ZB-5

Instrument: nt6.i
 Operator: LJR/VTS
 Column diameter: 0.32

/chem1/nt6.i/20090616.b/pb63h.d



Date : 16-JUN-2009 18:28

Client ID: 3SED10-B

Instrument: nt6.i

Sample Info: PB63H

Volume Injected (uL): 1.0

Operator: LJR/VTS

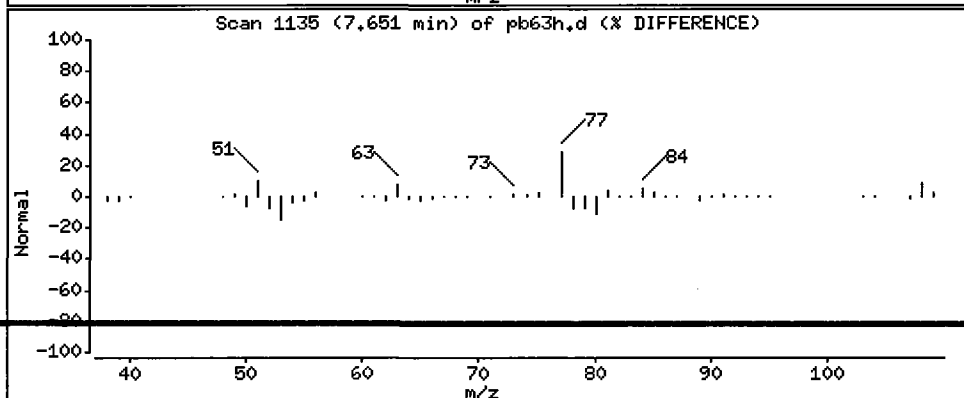
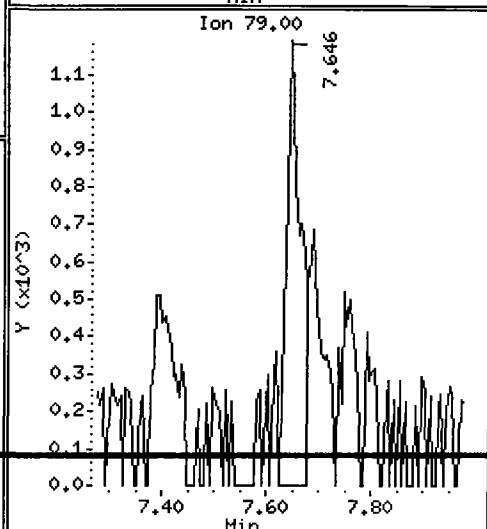
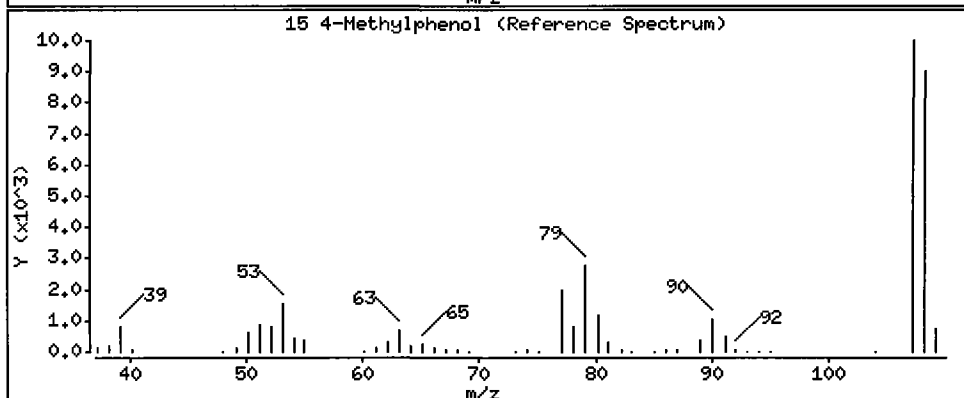
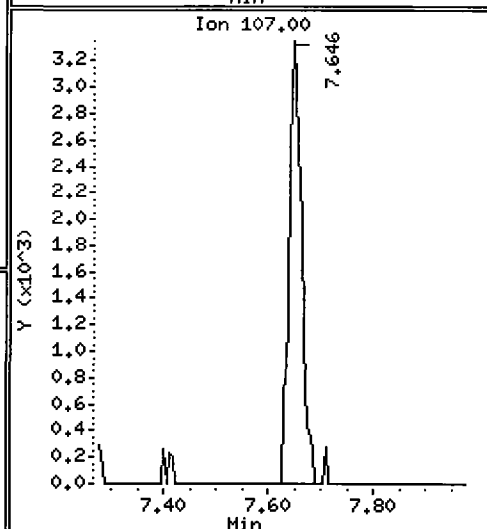
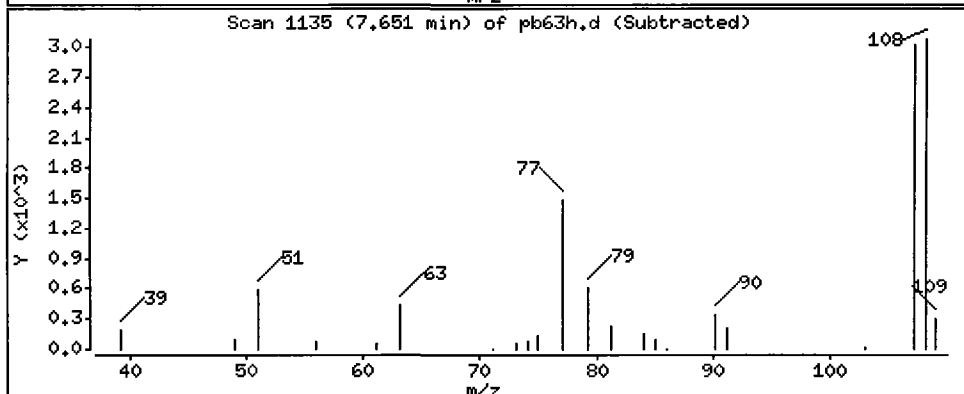
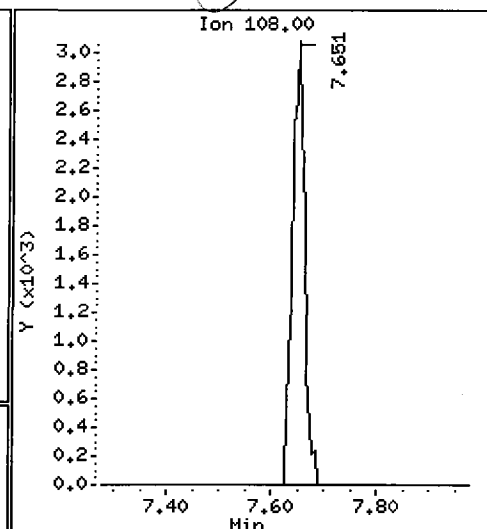
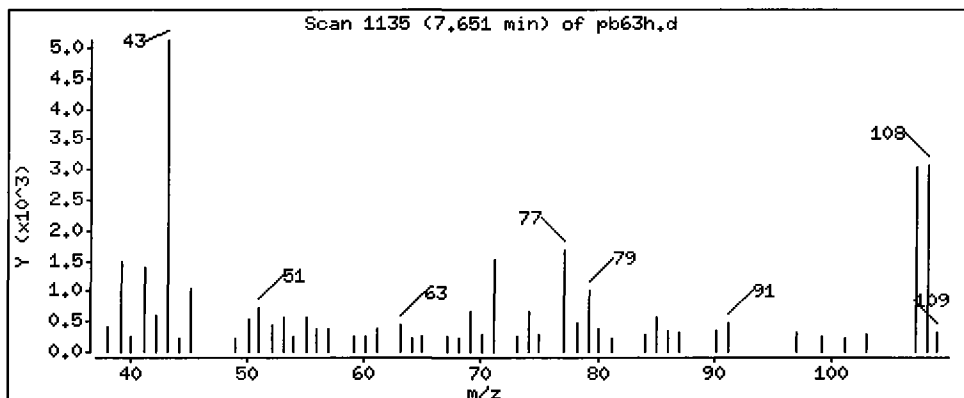
Column phase: ZB-5

Column diameter: 0.32

15 4-Methylphenol

Concentration: 13.42 ug/kg

Good



Date : 16-JUN-2009 18:28

Client ID: 3SED10-B

Instrument: nt6.i

Sample Info: PB63H

Volume Injected (uL): 1.0

Operator: LJR/VTS

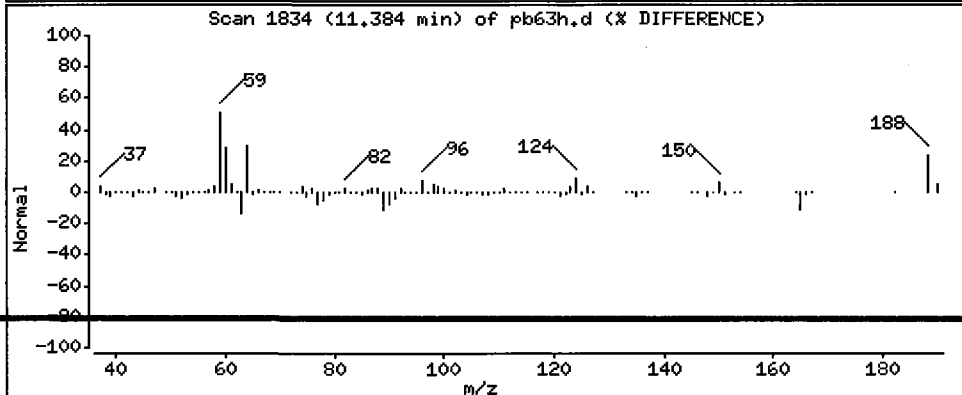
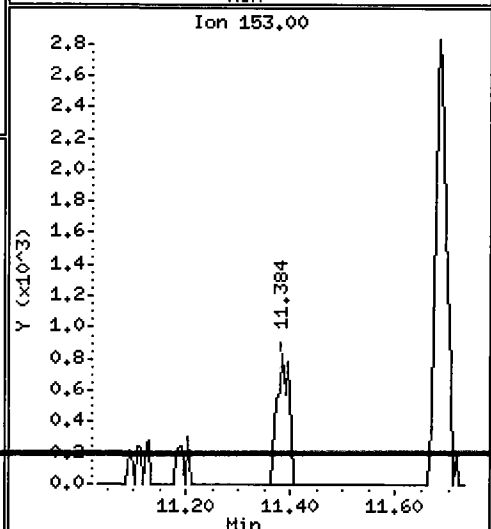
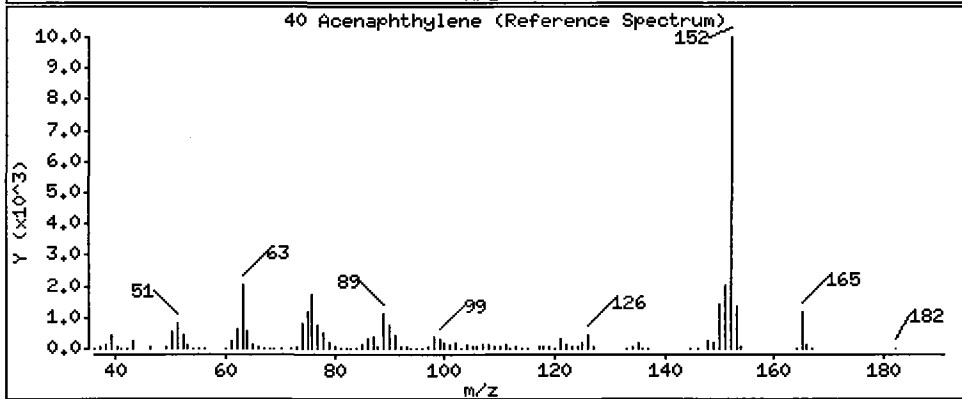
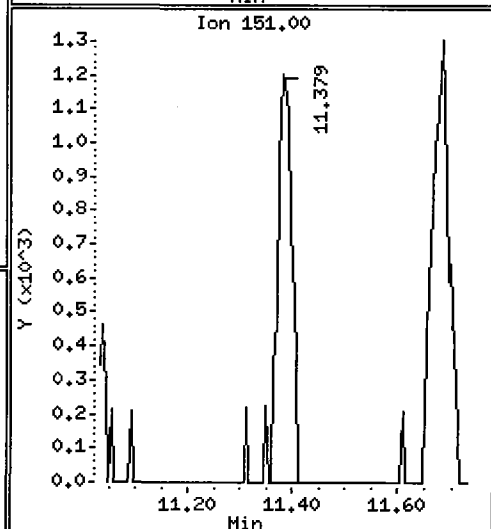
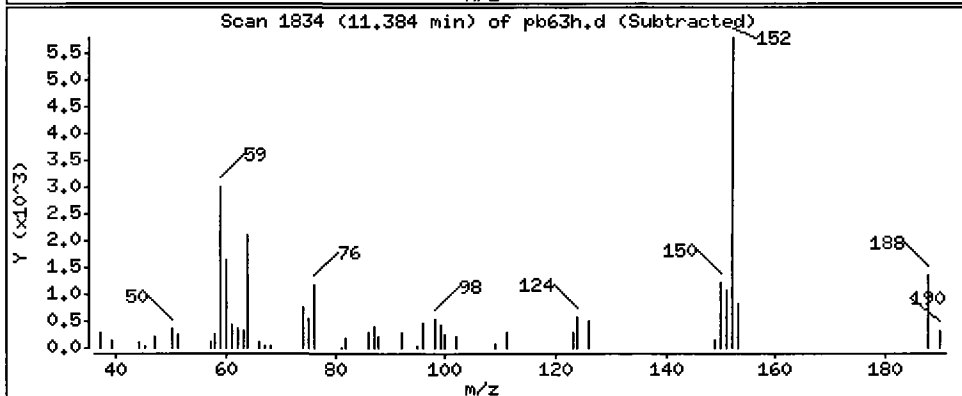
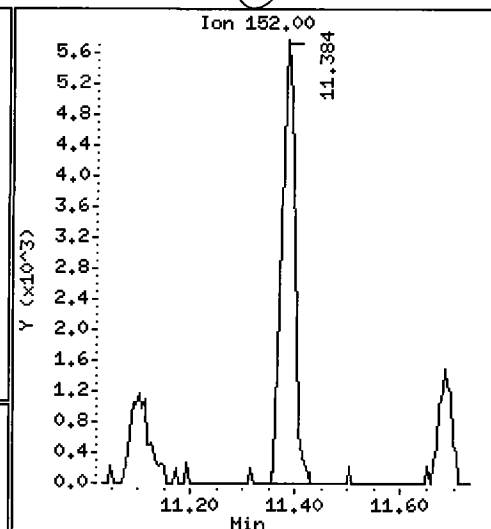
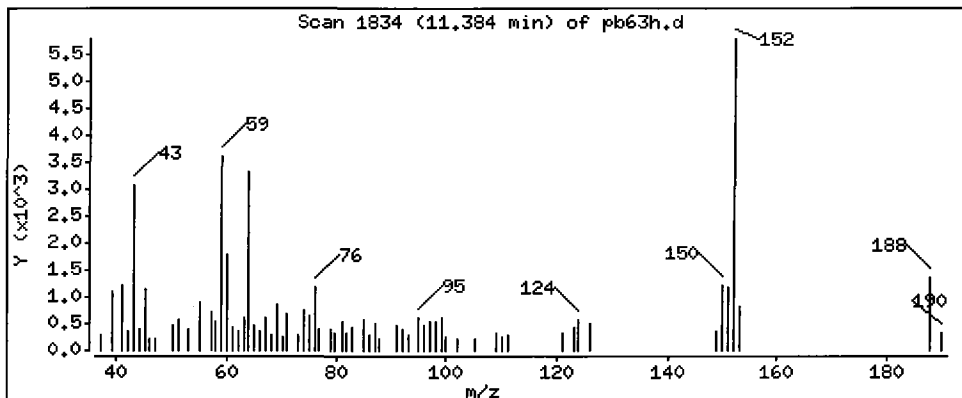
Column phase: ZB-5

Column diameter: 0.32

40 Acenaphthylene

Concentration: 10.74 ug/kg

GC



Date : 16-JUN-2009 18:28

Client ID: 3SED10-B

Instrument: nt6.i

Sample Info: PB63H

Volume Injected (uL): 1.0

Operator: LJR/VTS

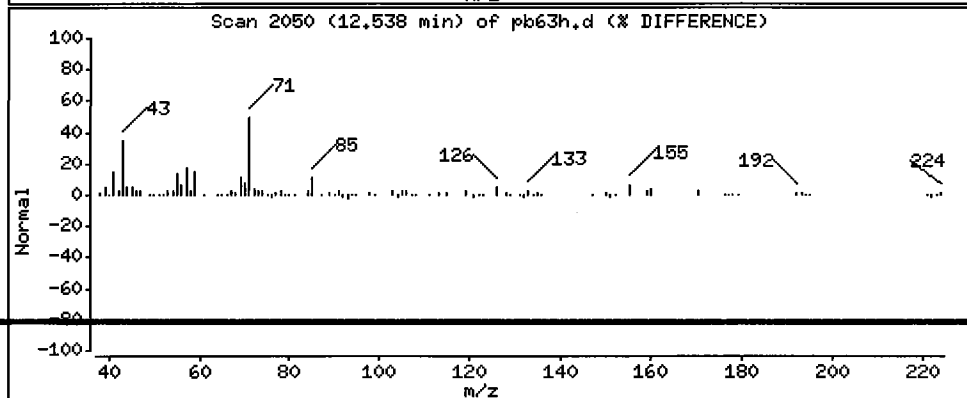
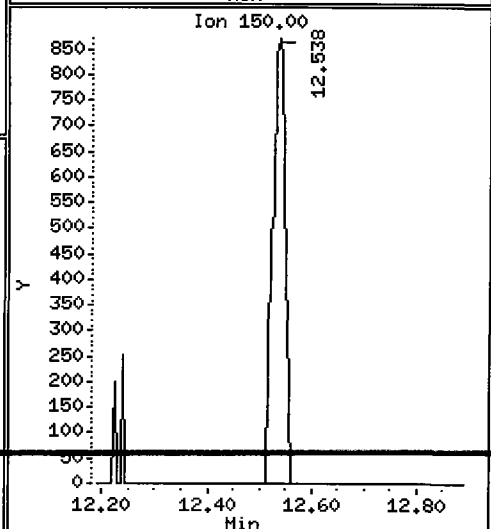
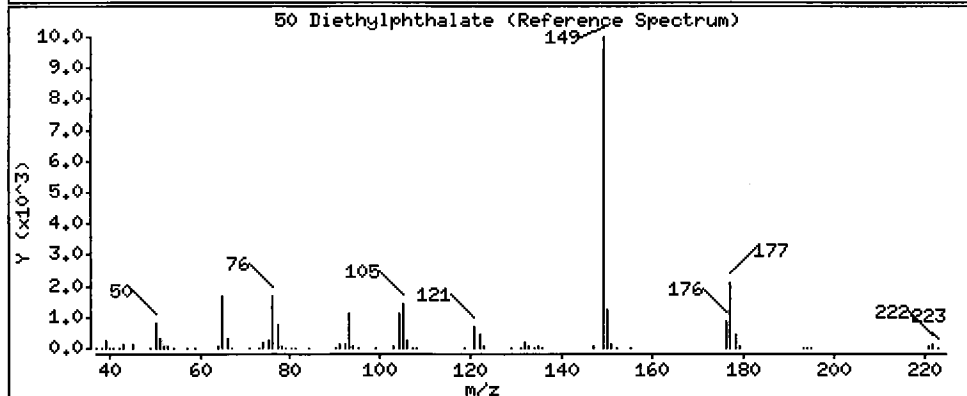
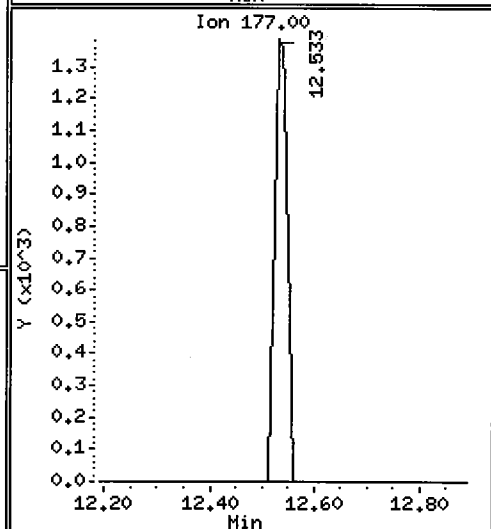
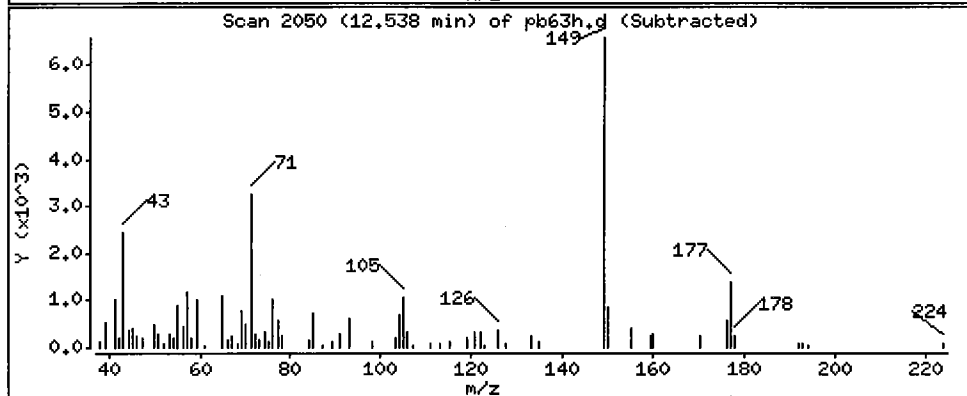
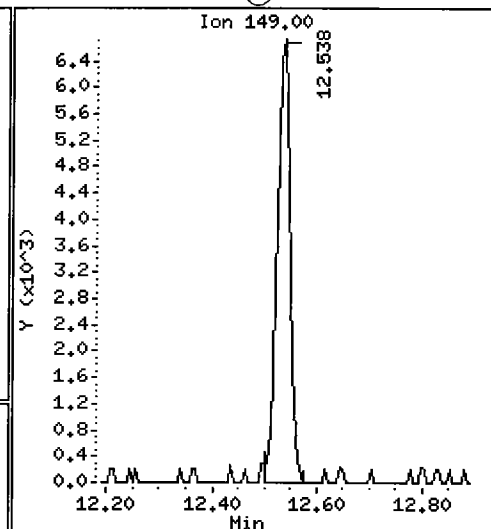
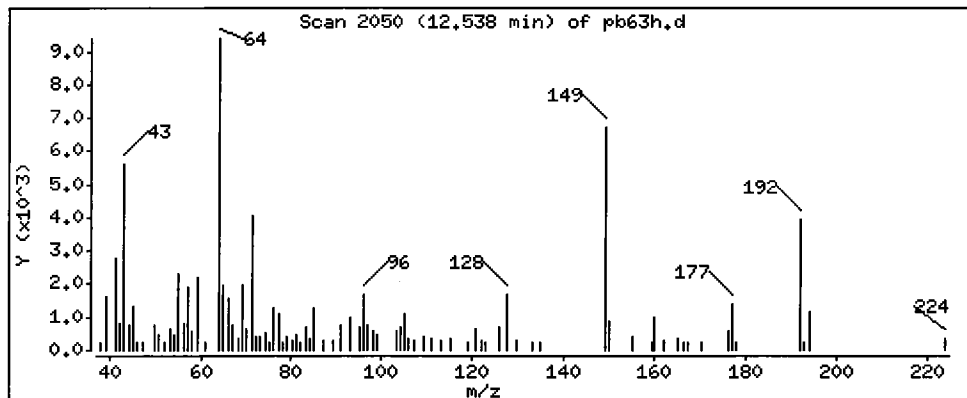
Column phase: ZB-5

Column diameter: 0.32

John

50 Diethylphthalate

Concentration: 18.89 ug/kg



Date: 16-JUN-2009 18:28

Client ID: 3SED10-B

Instrument: nt6.i

Sample Info: PB63H

Volume Injected (uL): 1.0

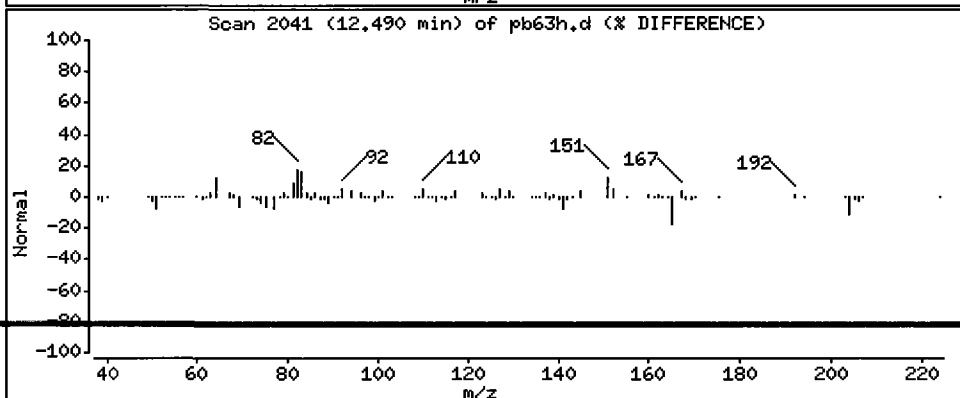
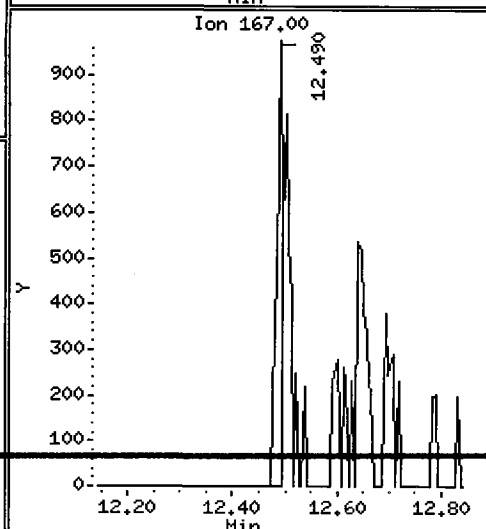
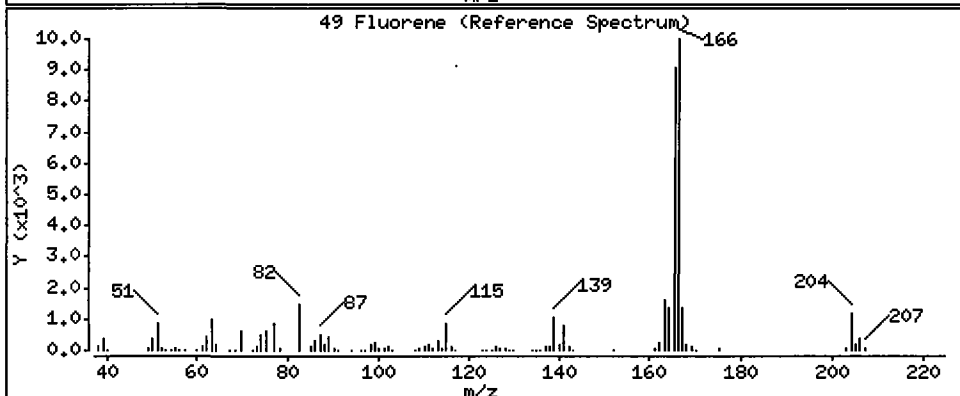
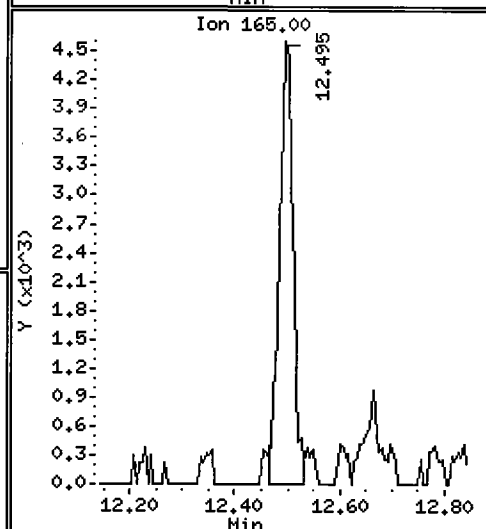
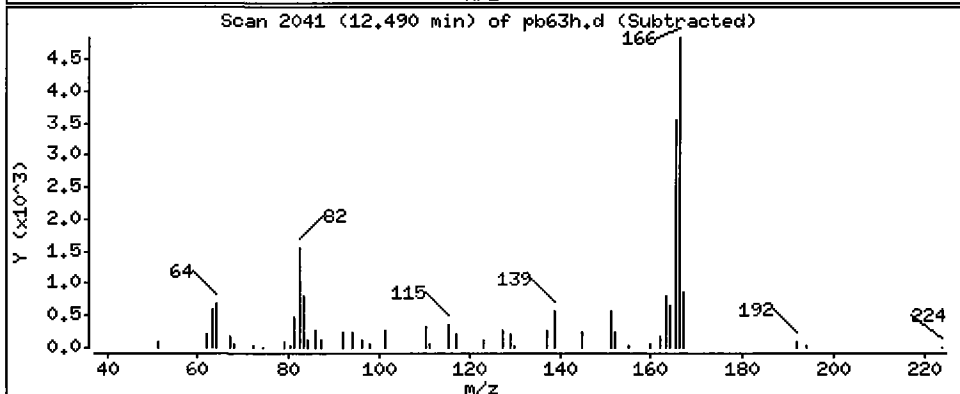
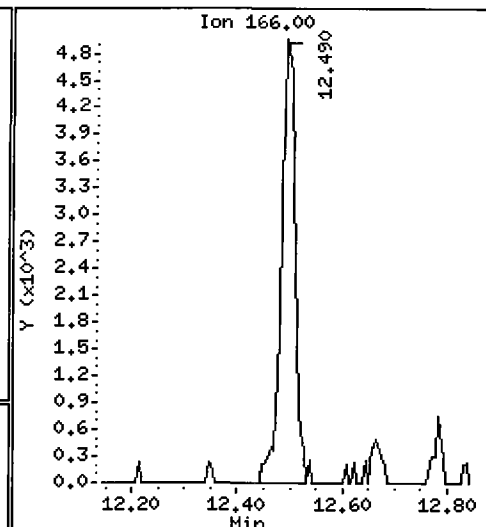
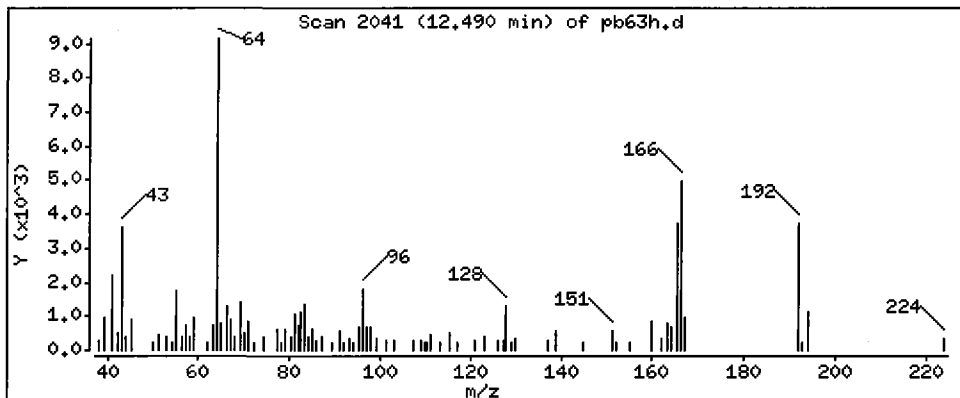
Operator: LJR/VTS

Column phase: ZB-5

Column diameter: 0.32

49 Fluorene

Concentration: 13.33 ug/kg



Date : 16-JUN-2009 18:28

Client ID: 3SED10-B

Instrument: nt6.i

Sample Info: PB63H

Volume Injected (uL): 1.0

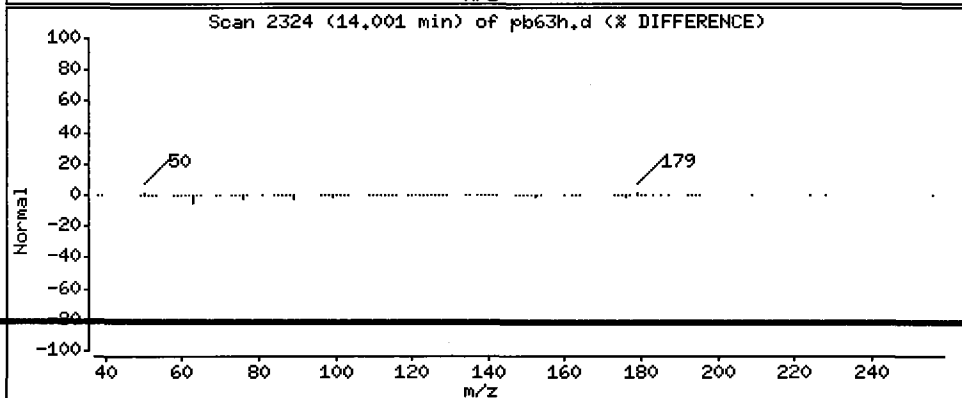
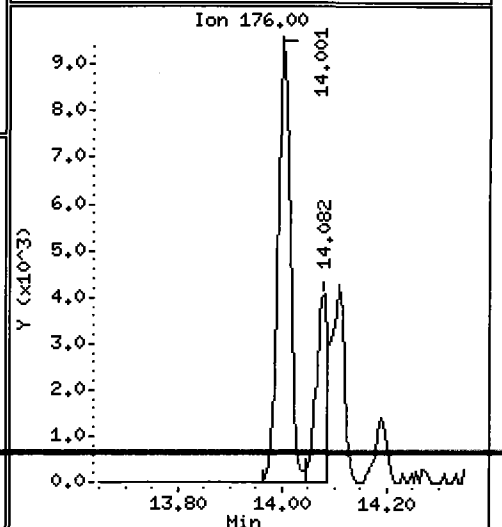
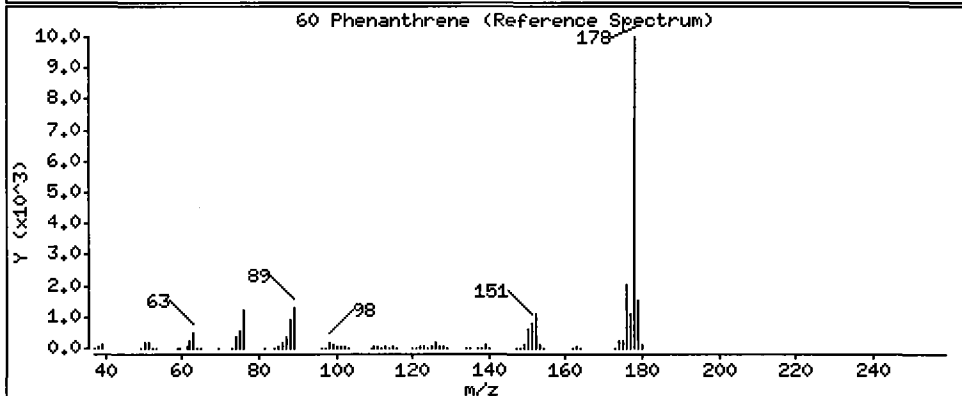
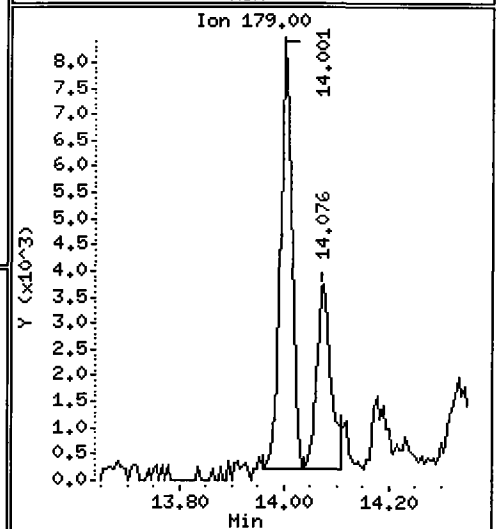
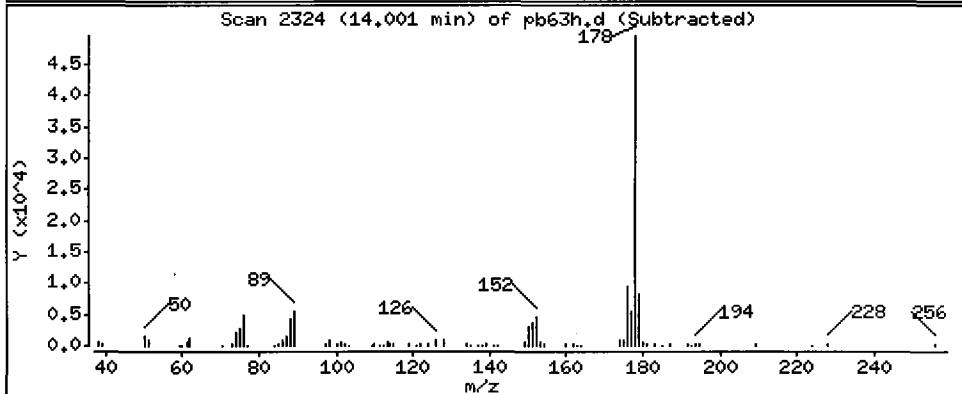
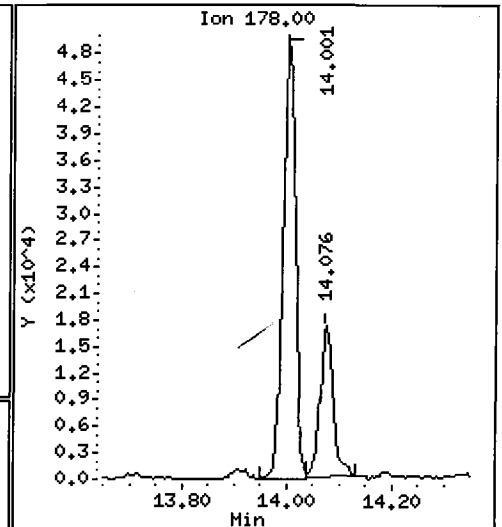
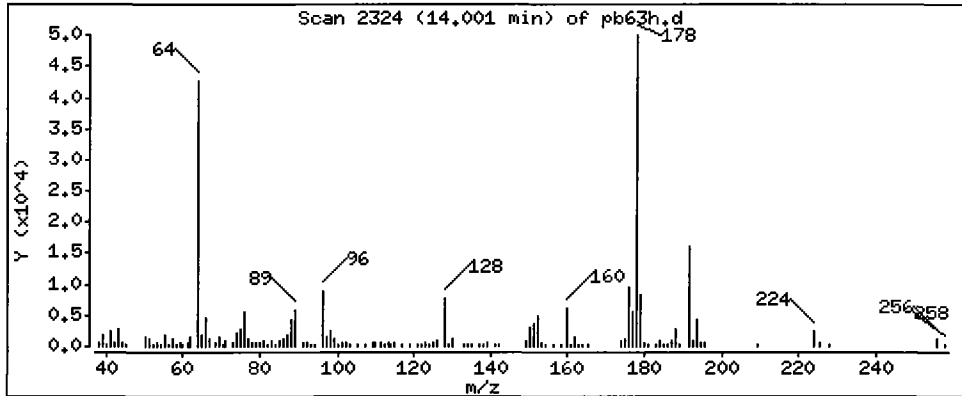
Operator: LJR/VTS

Column phase: ZB-5

Column diameter: 0.32

60 Phenanthrene

Concentration: 95.54 ug/kg



Date : 16-JUN-2009 18:28

Client ID: 3SED10-B

Instrument: nt6.i

Sample Info: PB63H

Volume Injected (uL): 1.0

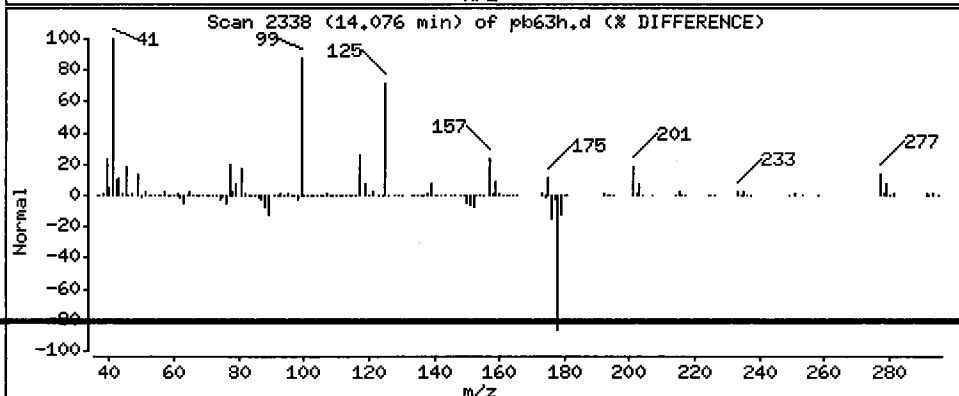
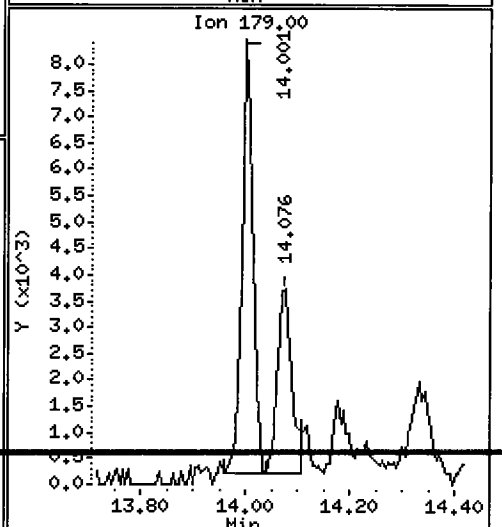
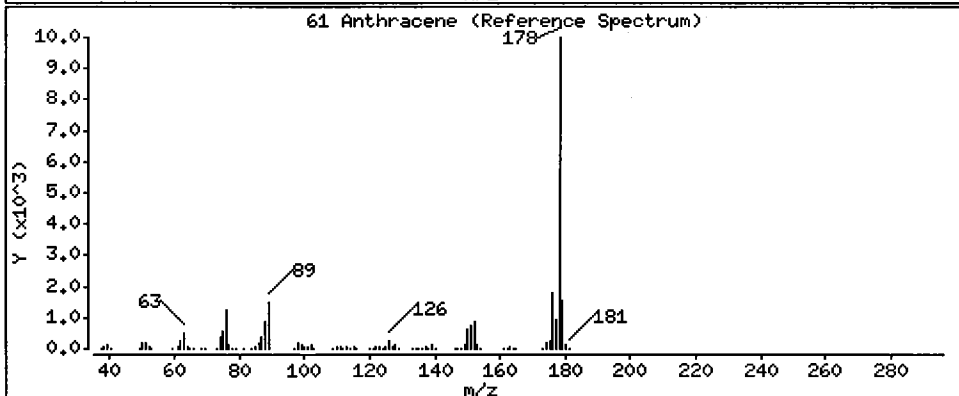
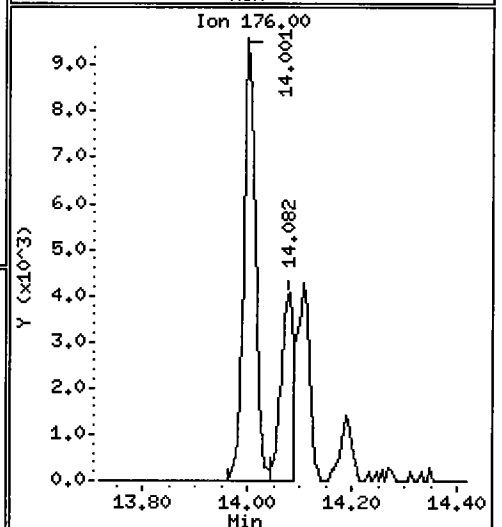
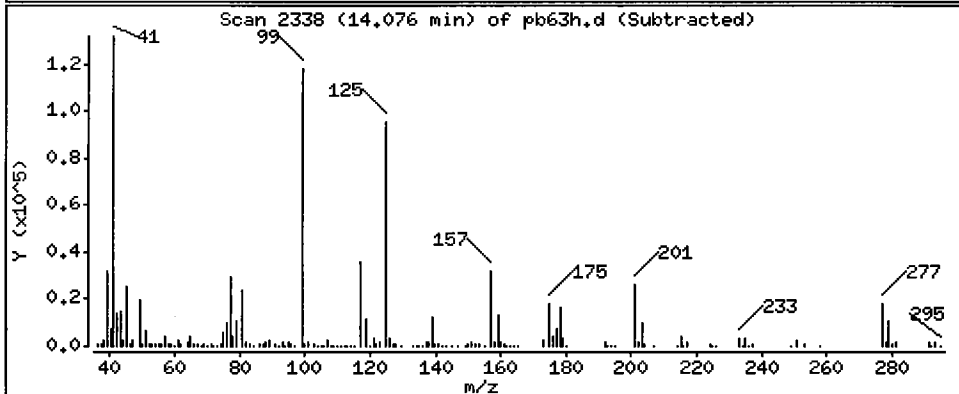
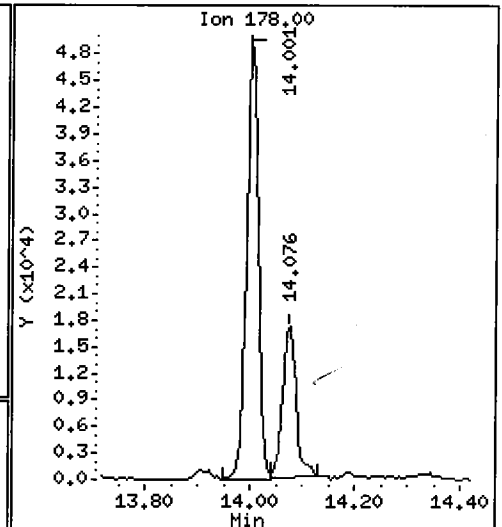
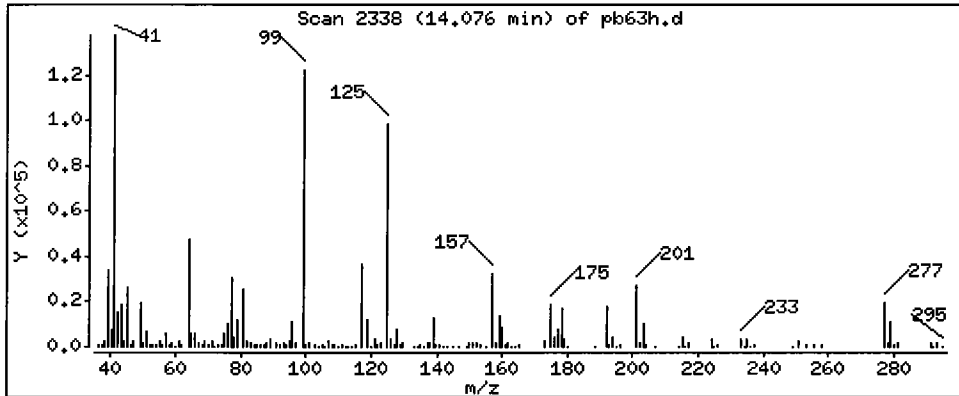
Operator: LJR/VTS

Column phase: ZB-5

Column diameter: 0.32

61 Anthracene

Concentration: 35.24 ug/kg



Date: 16-JUN-2009 18:28

Client ID: 3SED10-B

Instrument: nt6.i

Sample Info: PB63H

Volume Injected (uL): 1.0

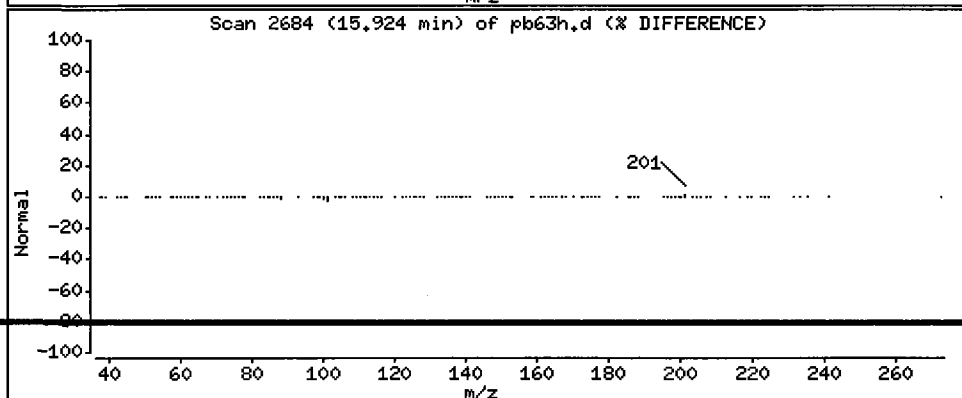
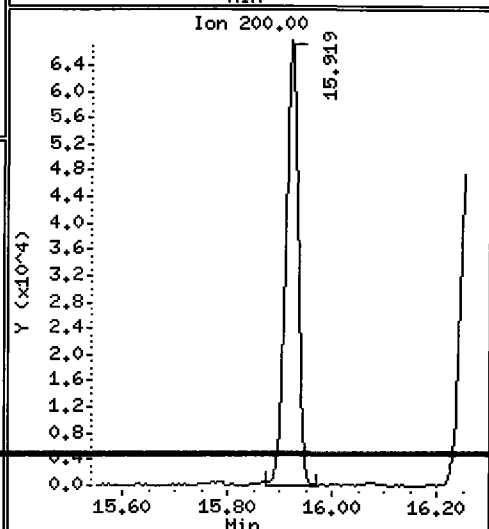
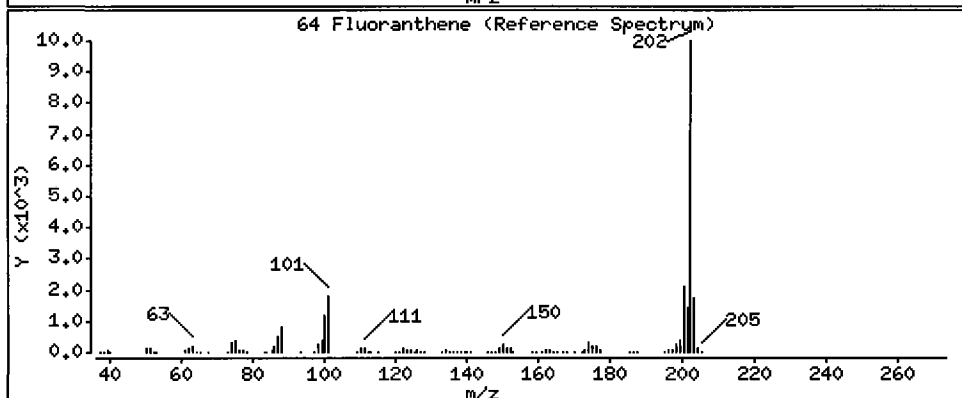
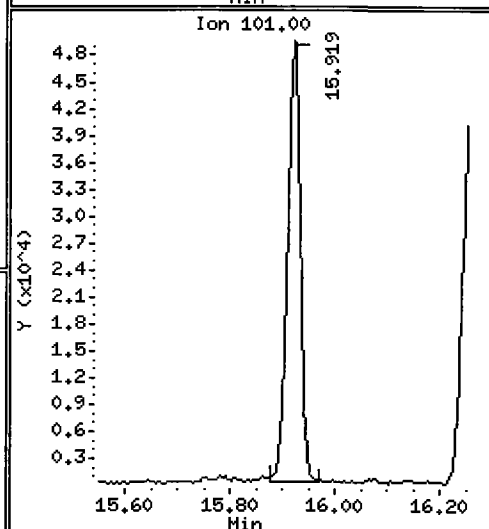
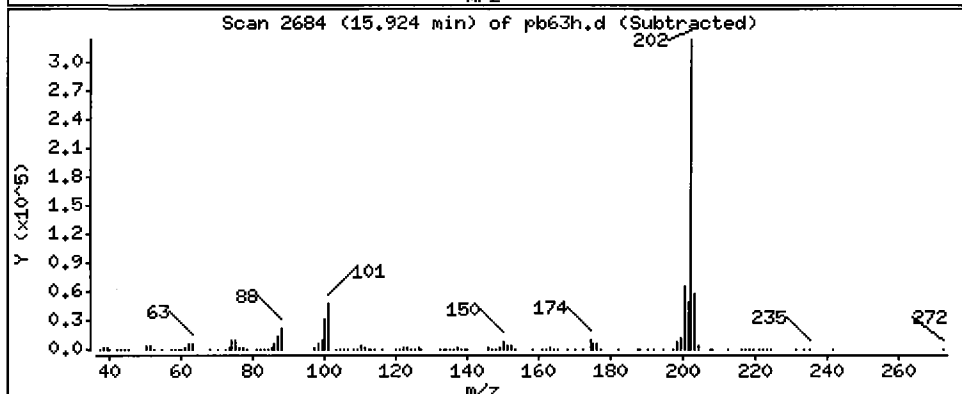
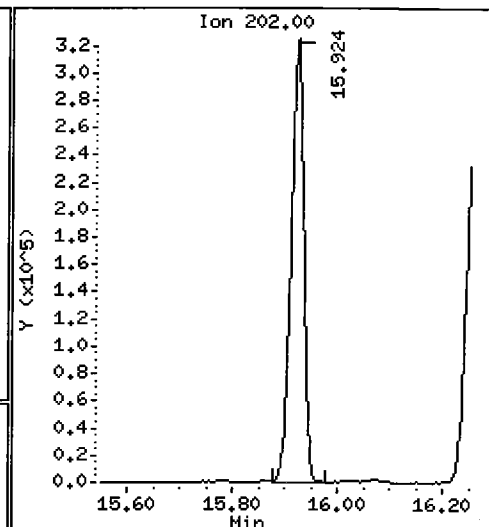
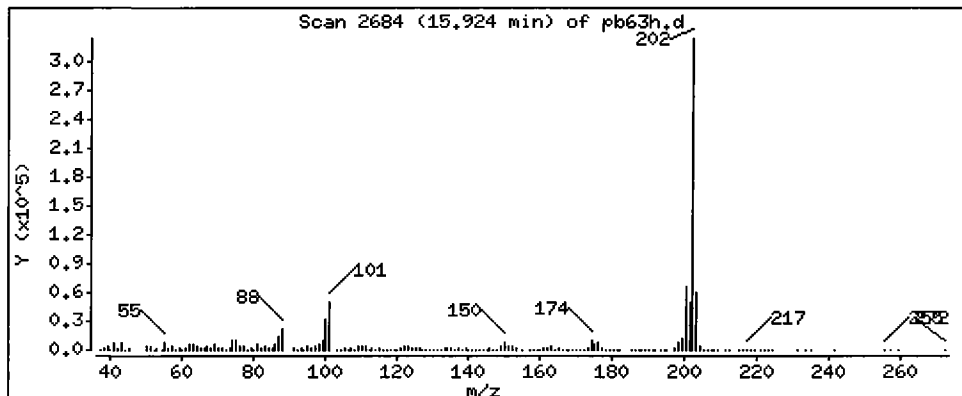
Operator: LJR/VTS

Column phase: ZB-5

Column diameter: 0.32

64 Fluoranthene

Concentration: 651.5 ug/kg



Date : 16-JUN-2009 18:28

Client ID: 3SED10-B

Instrument: nt6.i

Sample Info: PB63H

Volume Injected (uL): 1.0

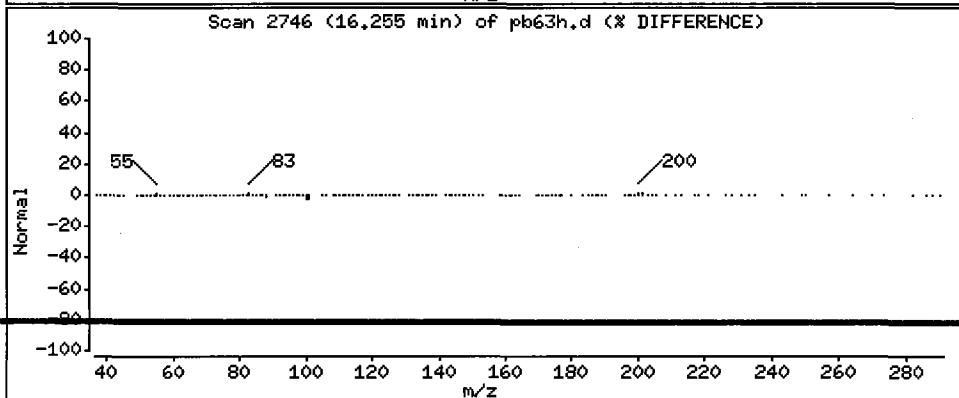
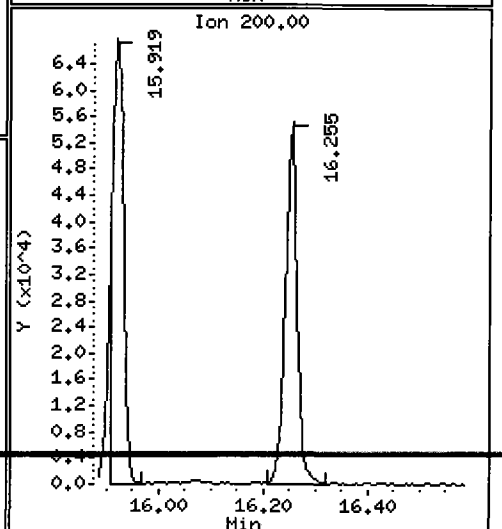
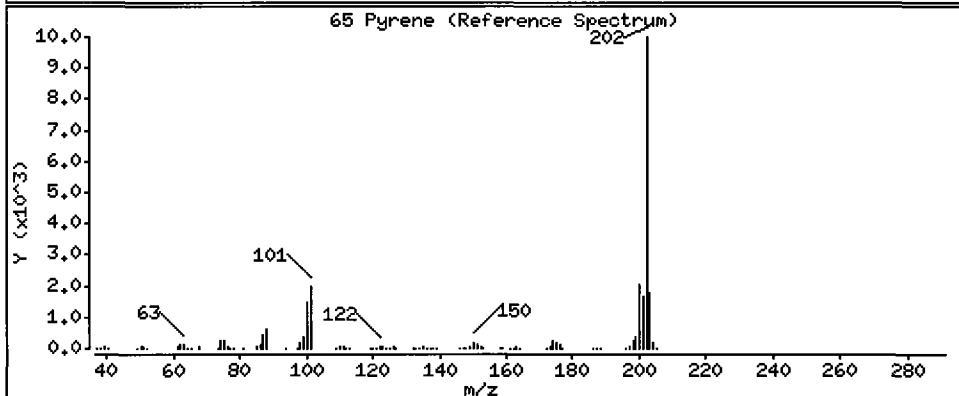
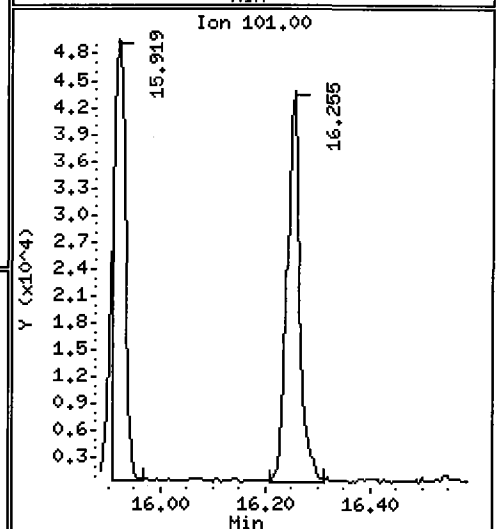
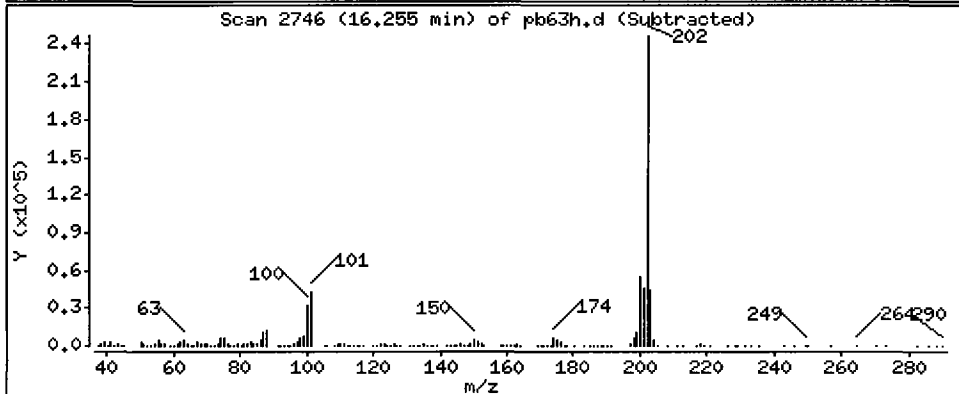
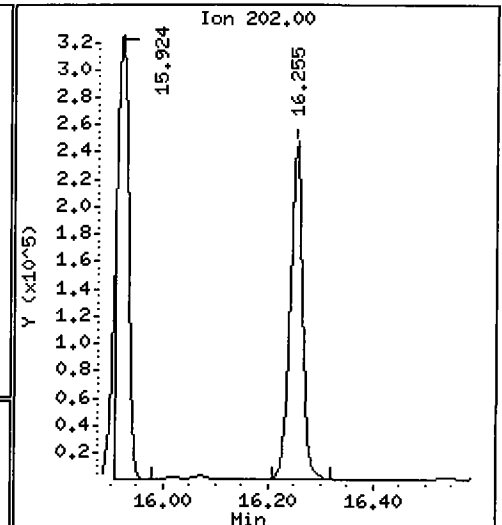
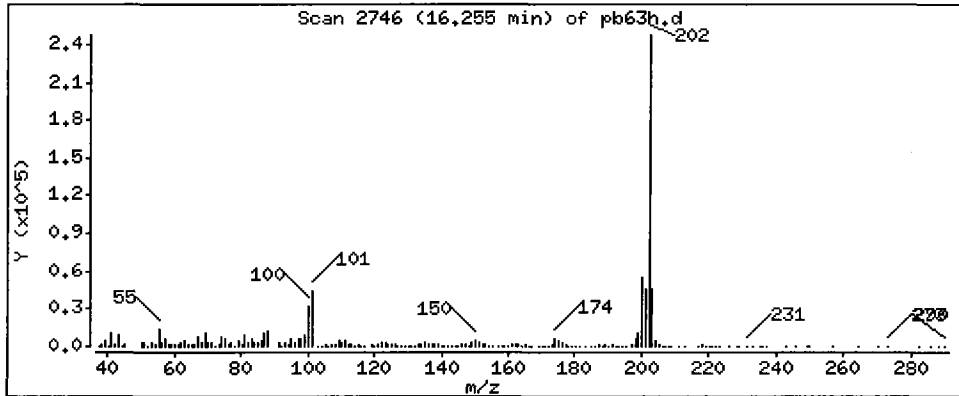
Operator: LJR/VTS

Column phase: ZB-5

Column diameter: 0.32

65 Pyrene

Concentration: 371.8 ug/kg



Date : 16-JUN-2009 18:28

Client ID: 3SED10-B

Instrument: nt6.i

Sample Info: PB63H

Volume Injected (uL): 1.0

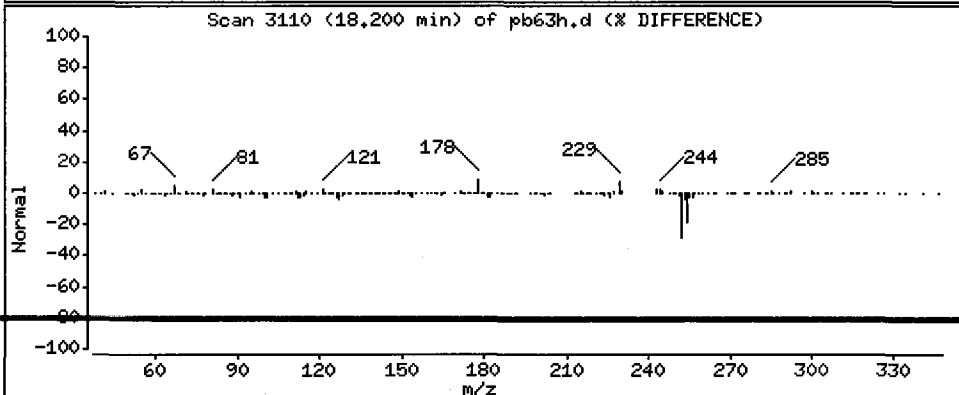
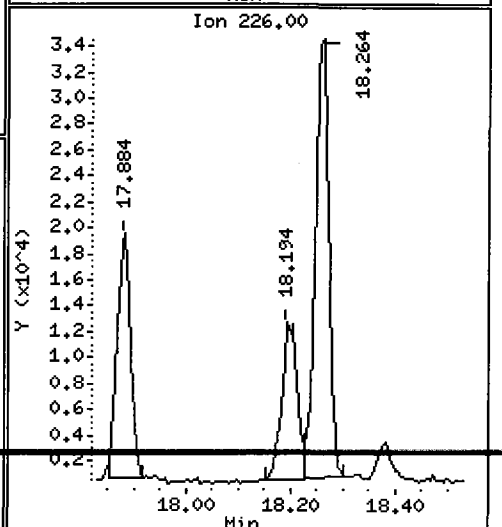
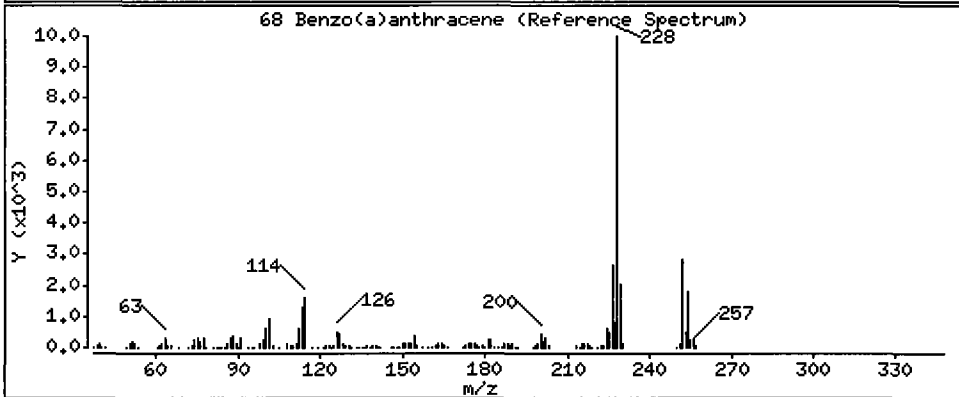
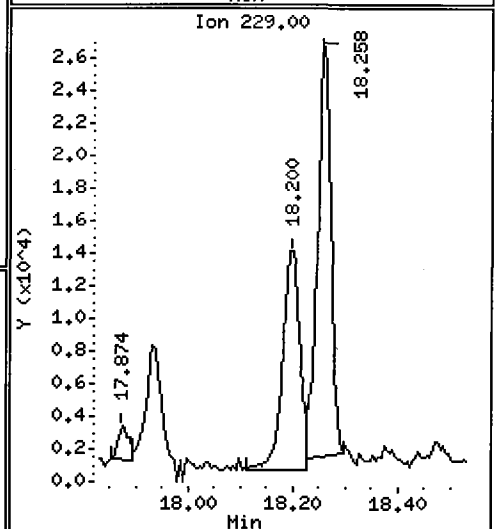
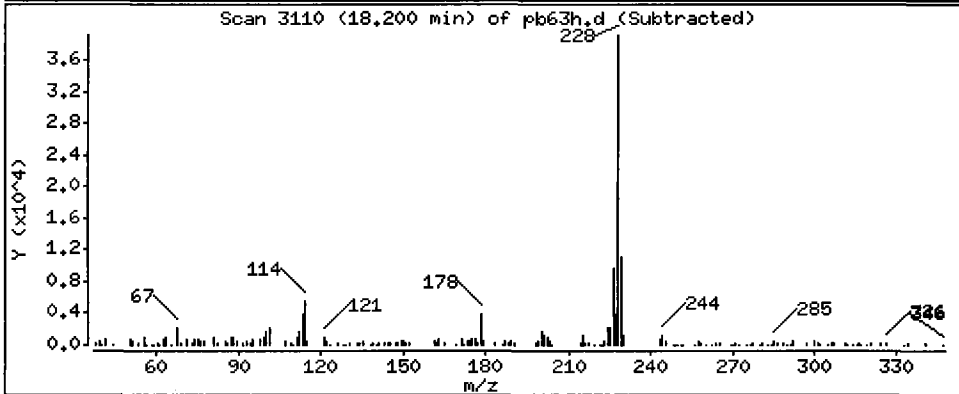
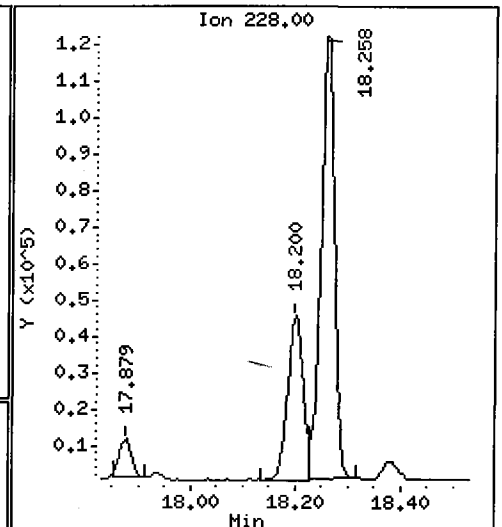
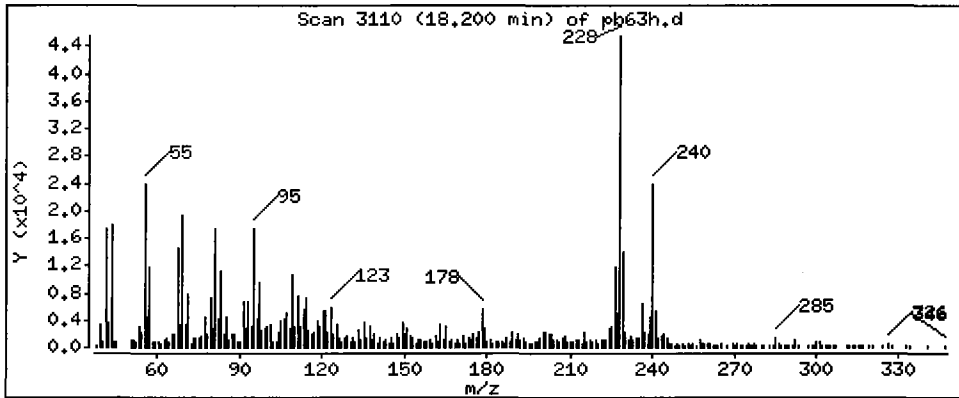
Operator: LJR/VTS

Column phase: ZB-5

Column diameter: 0.32

68 Benzo(a)anthracene

Concentration: 94.97 ug/kg



Date : 16-JUN-2009 18:28

Client ID: 3SED10-B

Instrument: nt6.i

Sample Info: PB63H

Volume Injected (uL): 1.0

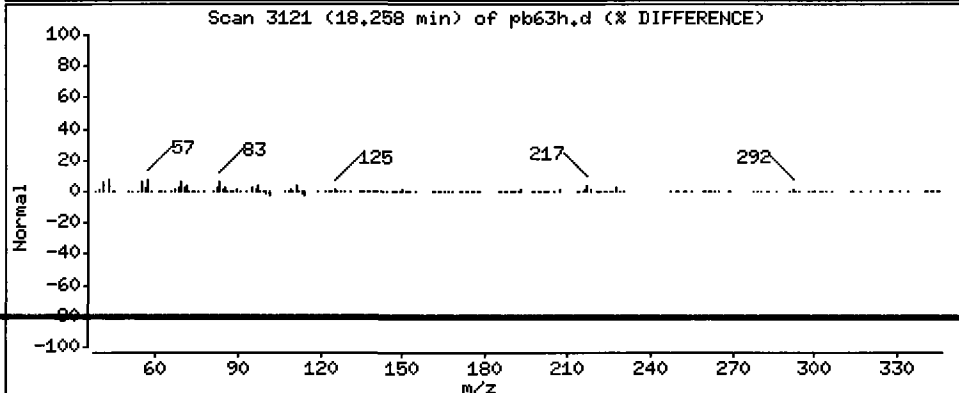
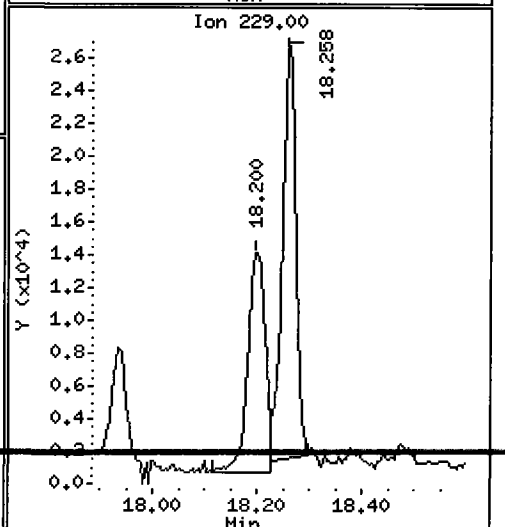
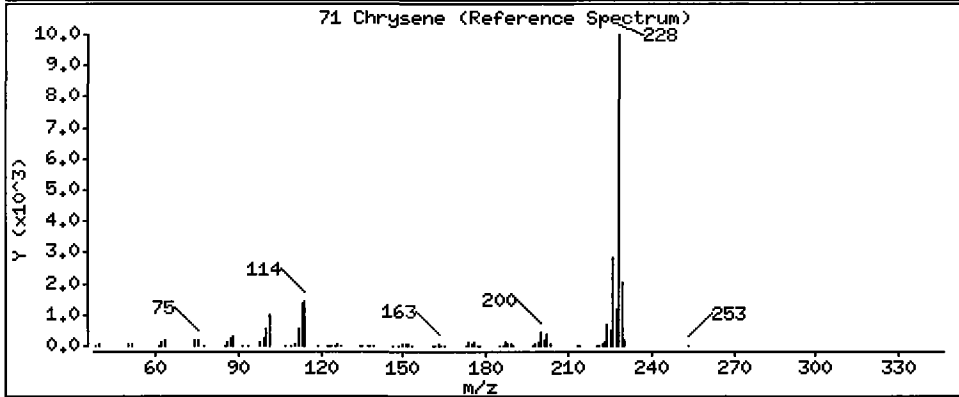
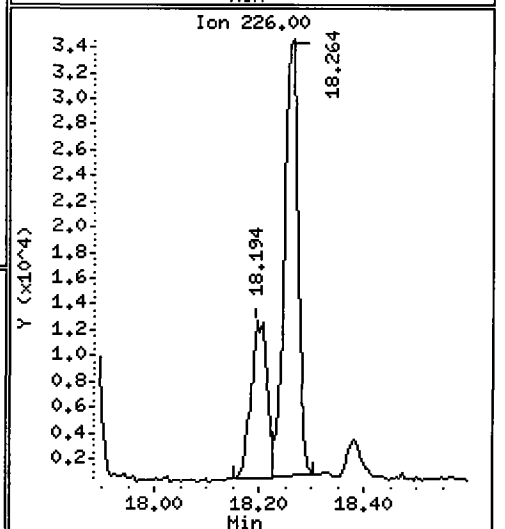
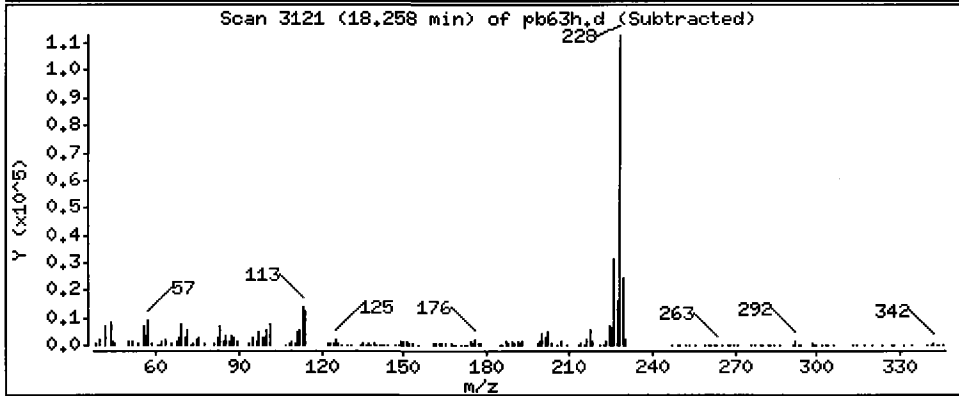
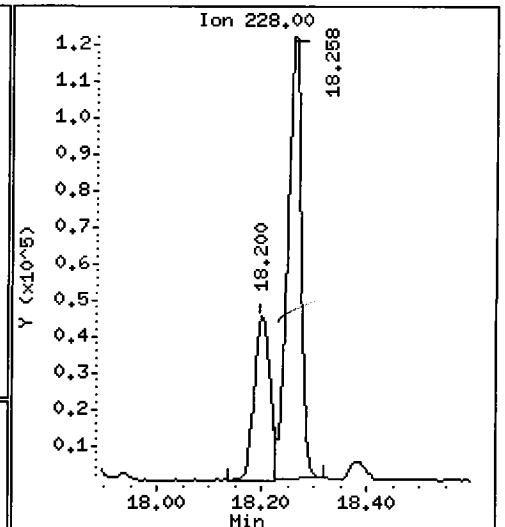
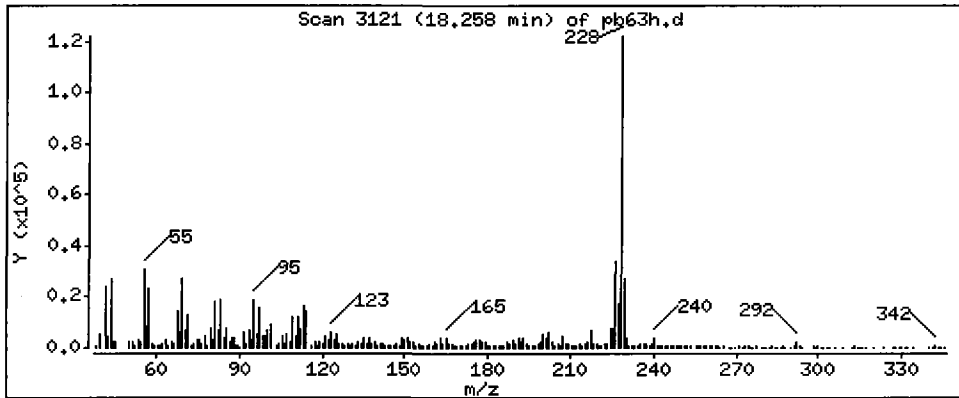
Operator: LJR/VTS

Column phase: ZB-5

Column diameter: 0.32

71 Chrysene

Concentration: 234.5 ug/kg



Date: 16-JUN-2009 18:28

Client ID: 3SED10-B

Instrument: nt6.i

Sample Info: PB63H

Volume Injected (uL): 1.0

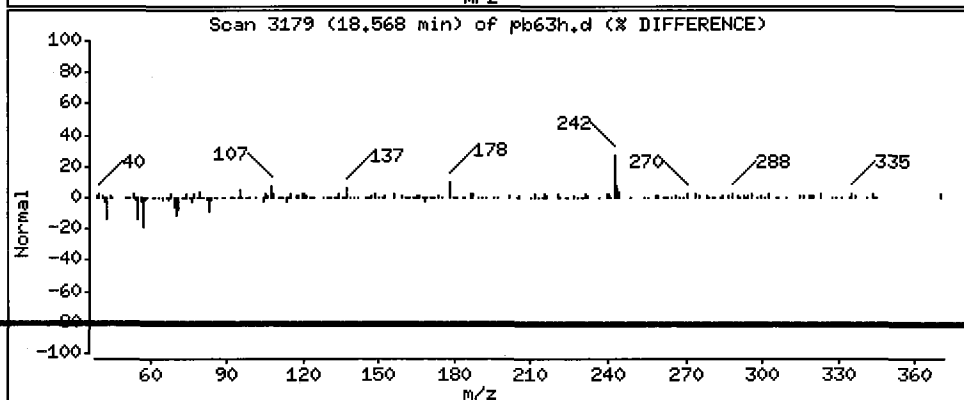
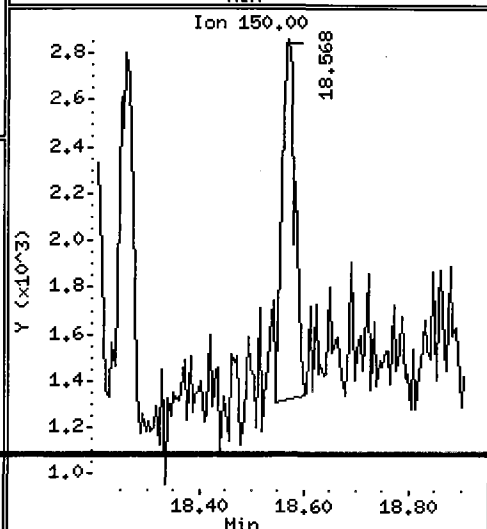
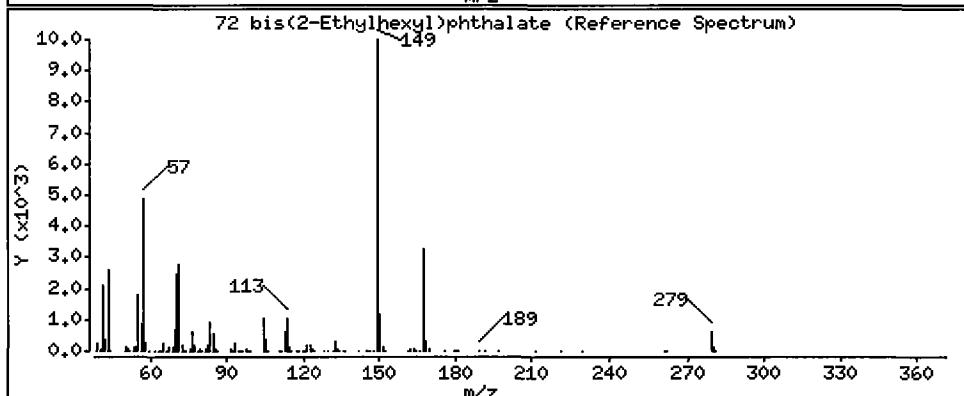
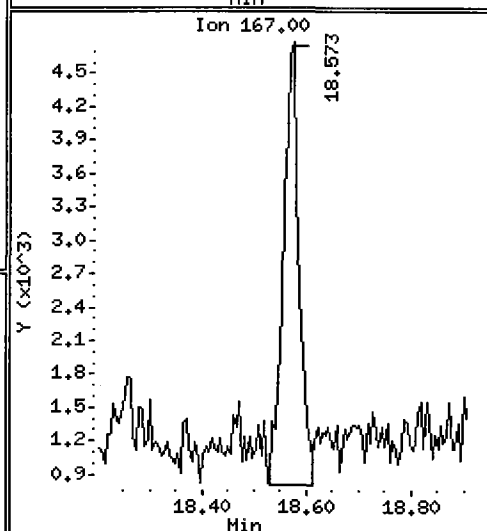
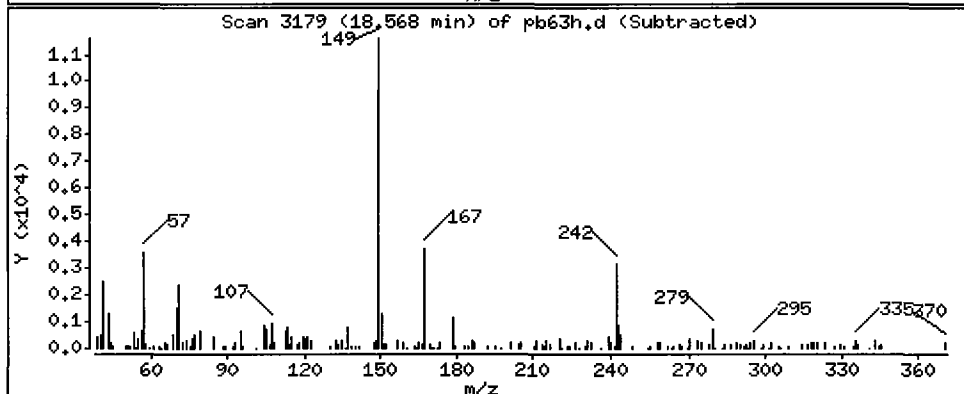
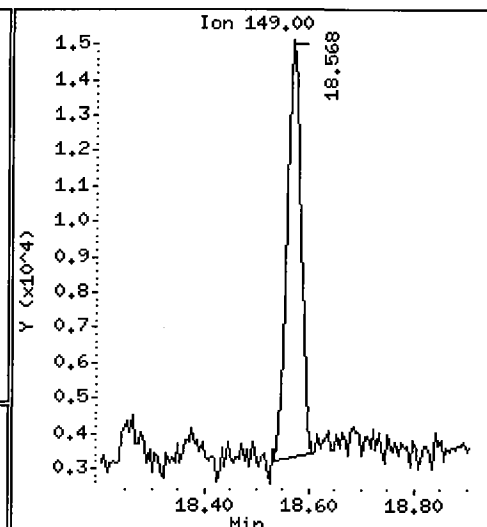
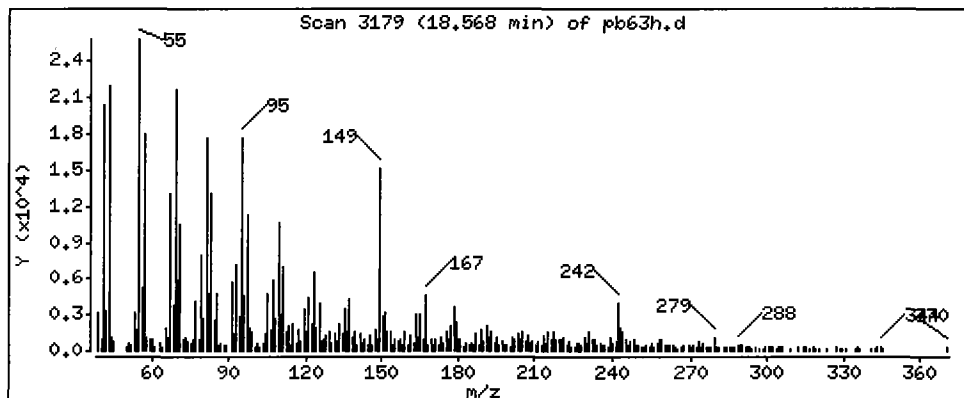
Operator: LJR/VTS

Column phase: ZB-5

Column diameter: 0.32

72 bis(2-Ethylhexyl)phthalate

Concentration: 35.54 ug/kg



Date: 16-JUN-2009 18:28

Client ID: 3SED10-B

Instrument: nt6.i

Sample Info: PB63H

Volume Injected (uL): 1.0

Operator: LJR/VTS

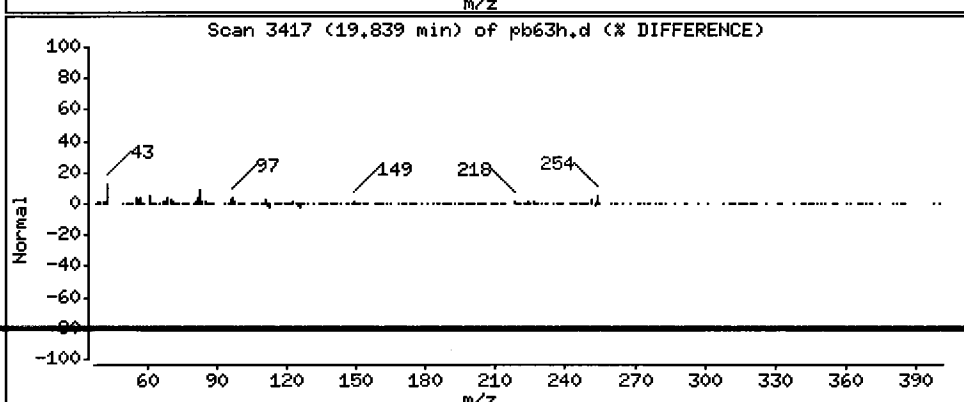
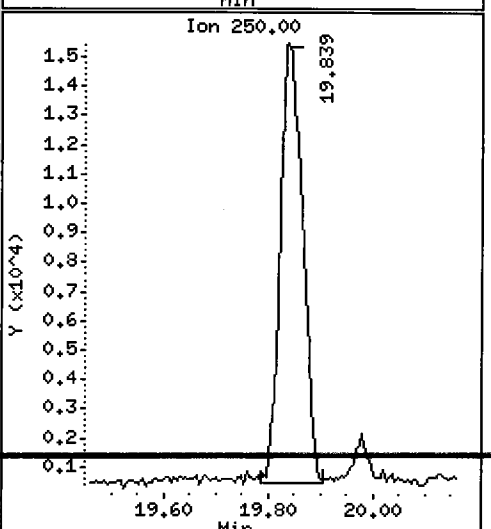
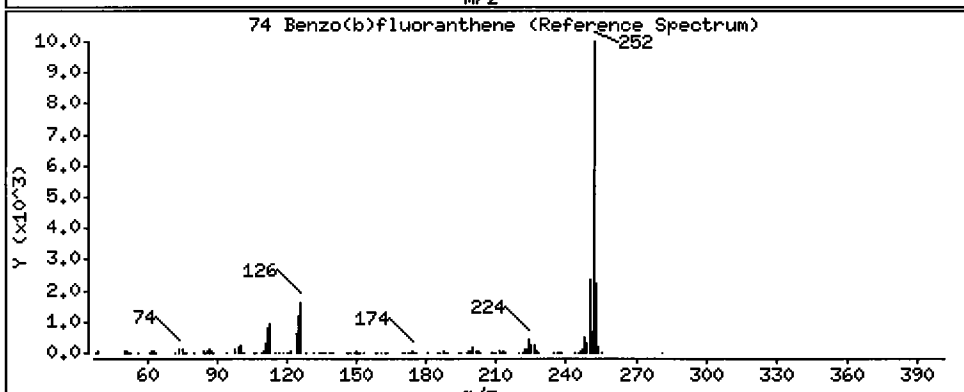
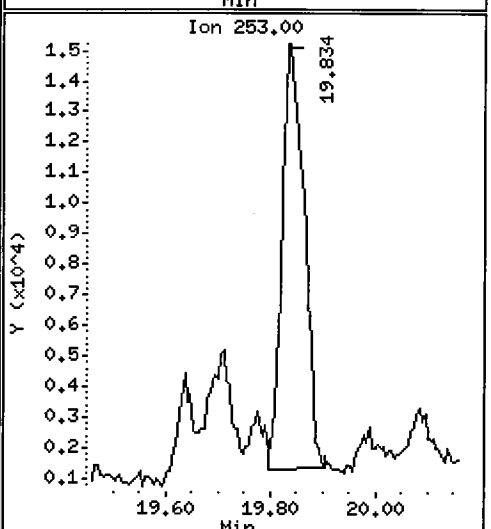
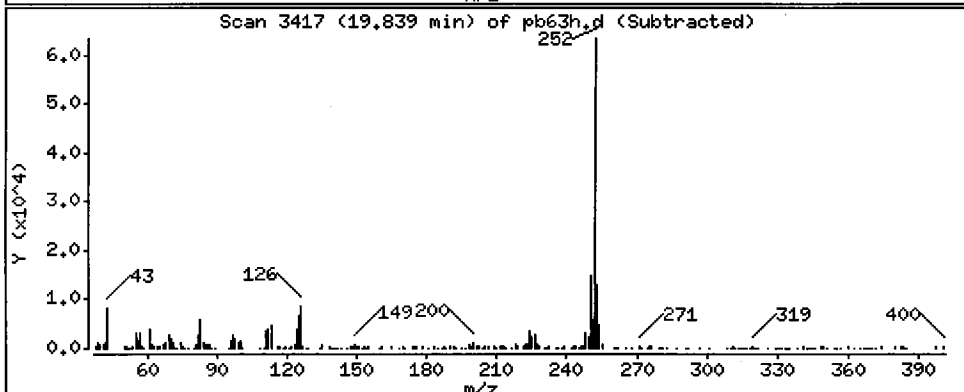
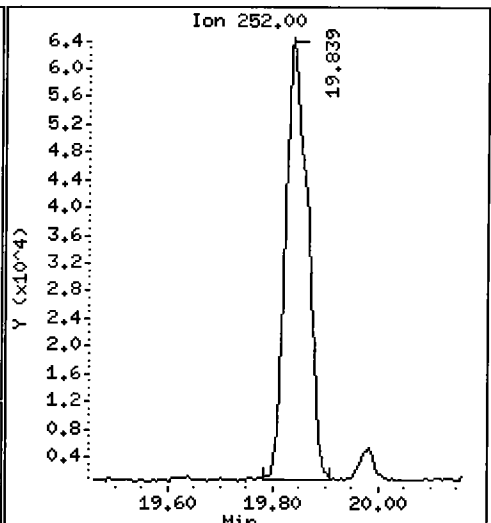
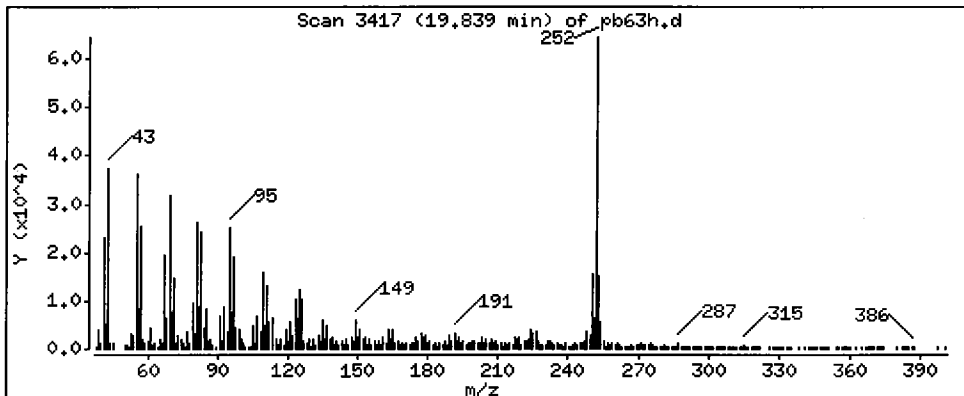
Column phase: ZB-5

Column diameter: 0.32

112

74 Benzo(b)fluoranthene

Concentration: 244.2 ug/kg



Date : 16-JUN-2009 18:28

Client ID: 3SED10-B

Instrument: nt6.i

Sample Info: PB63H

Volume Injected (uL): 1.0

Operator: LJR/VTS

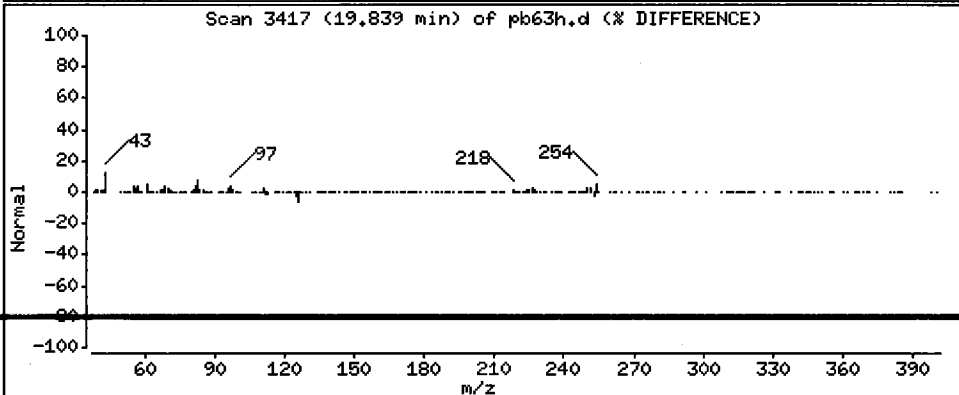
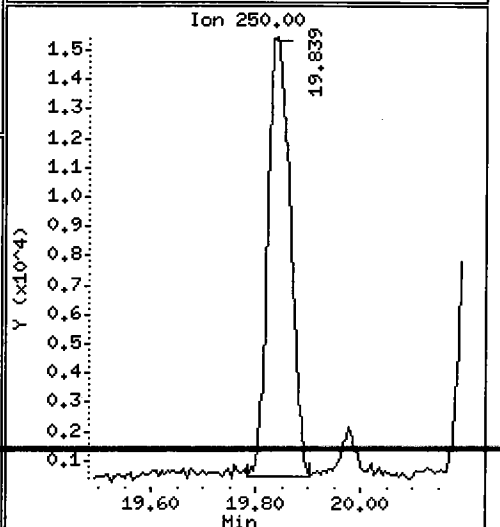
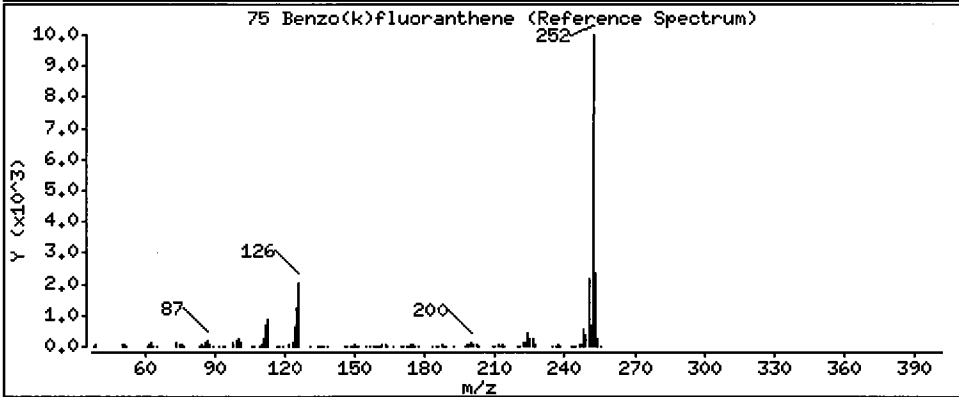
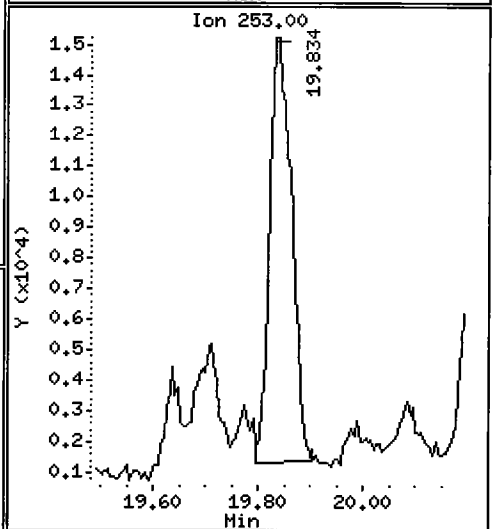
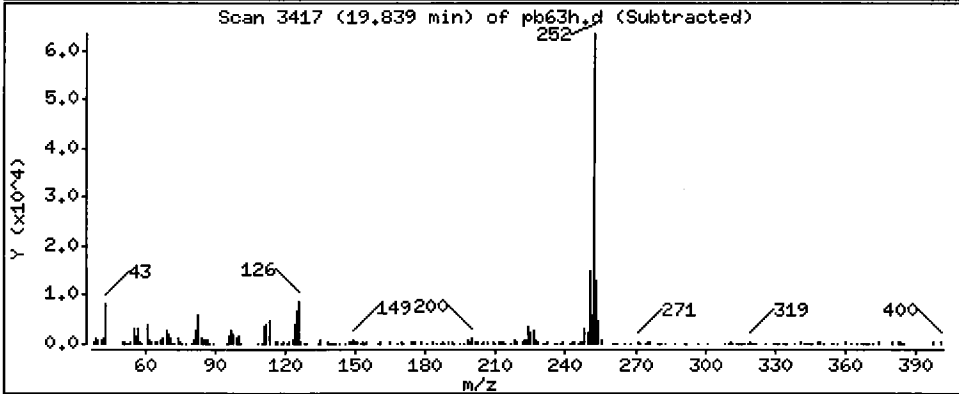
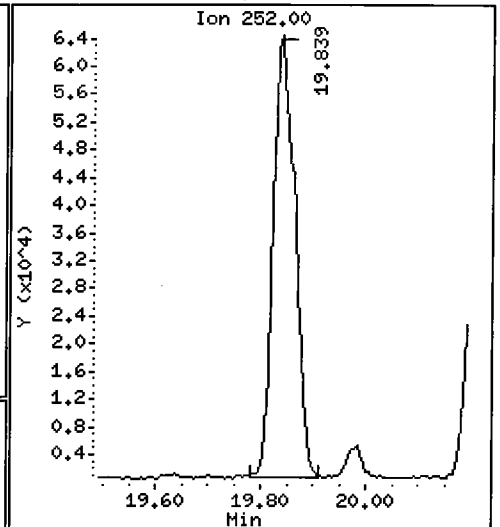
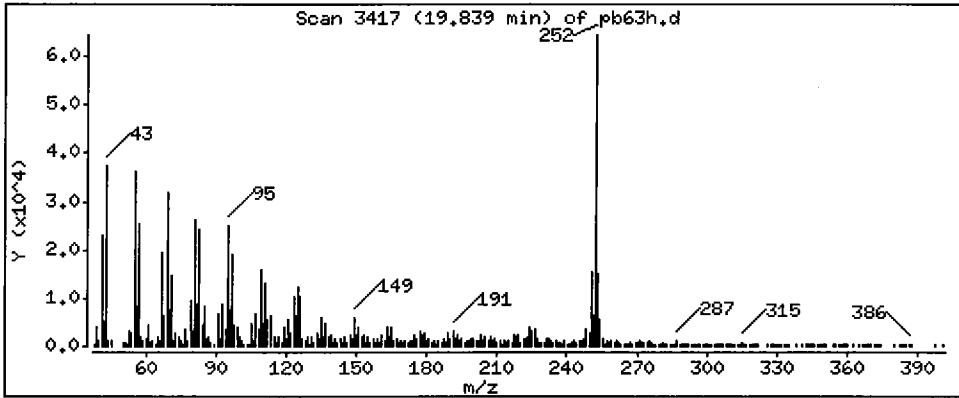
Column phase: ZB-5

Column diameter: 0.32

75 Benzo(k)fluoranthene

Concentration: 237.7 ug/kg

KL



Date : 16-JUN-2009 18:28

Client ID: 3SED10-B

Instrument: nt6.i

Sample Info: PB63H

Volume Injected (uL): 1.0

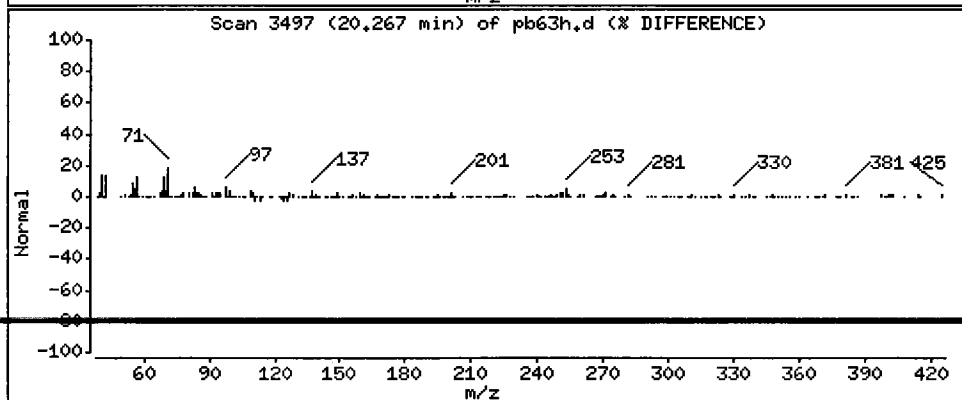
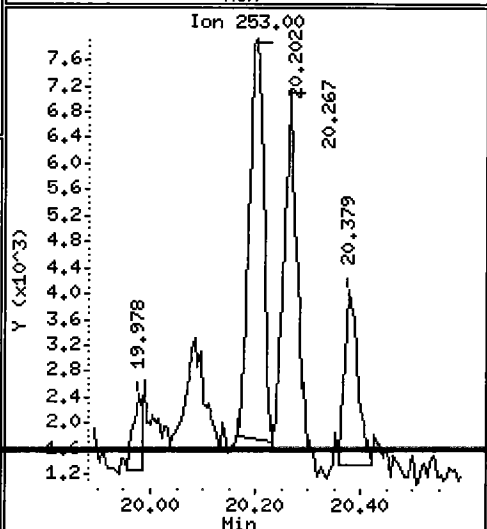
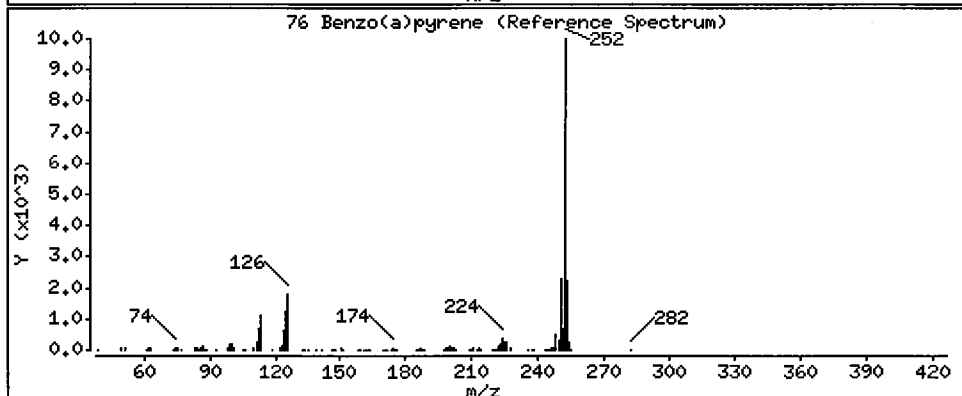
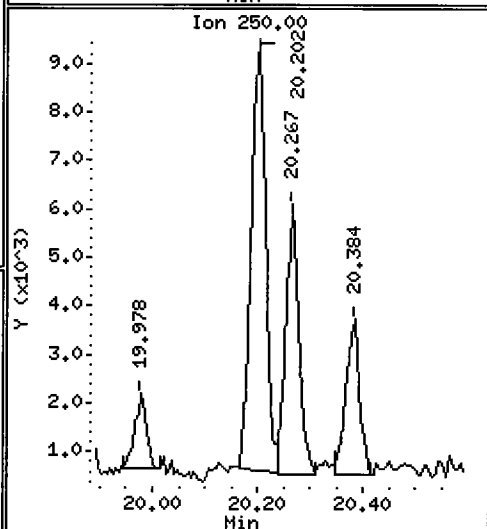
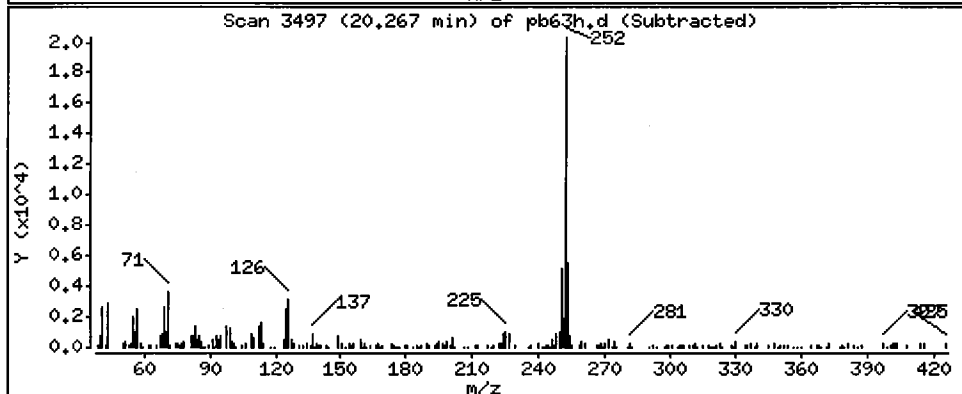
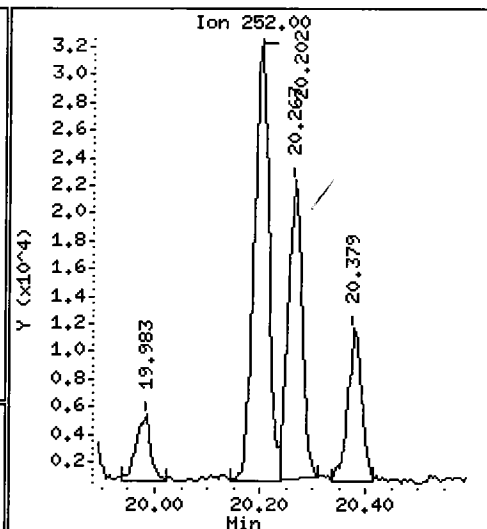
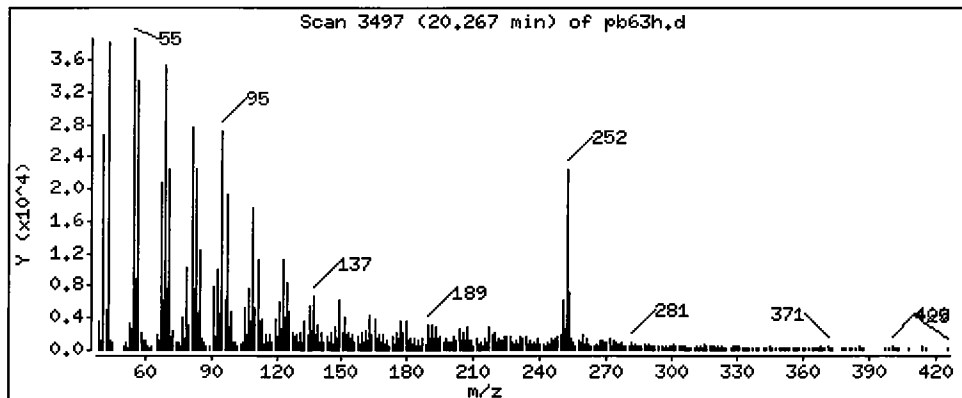
Operator: LJR/VTS

Column phase: ZB-5

Column diameter: 0.32

76 Benzo(a)pyrene

Concentration: 60.32 ug/kg



Date: 16-JUN-2009 18:28

Client ID: 3SED10-B

Instrument: nt6.i

Sample Info: PB63H

Volume Injected (uL): 1.0

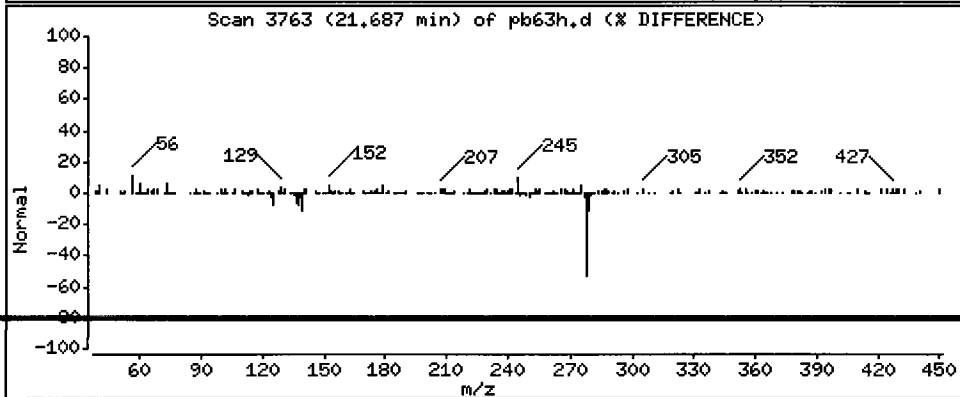
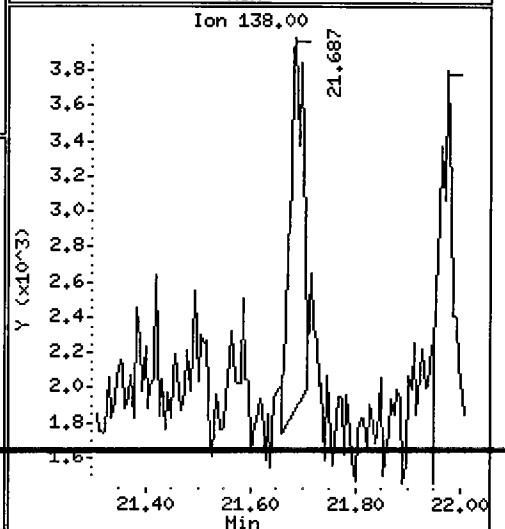
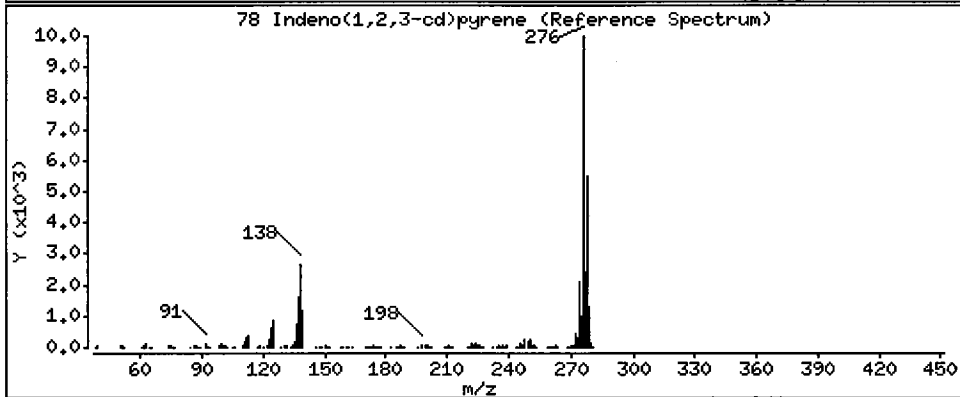
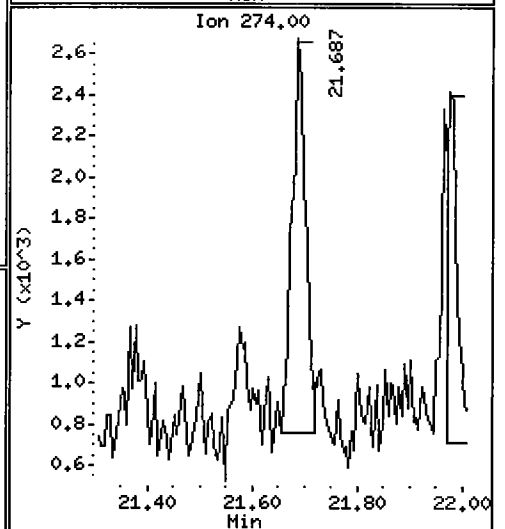
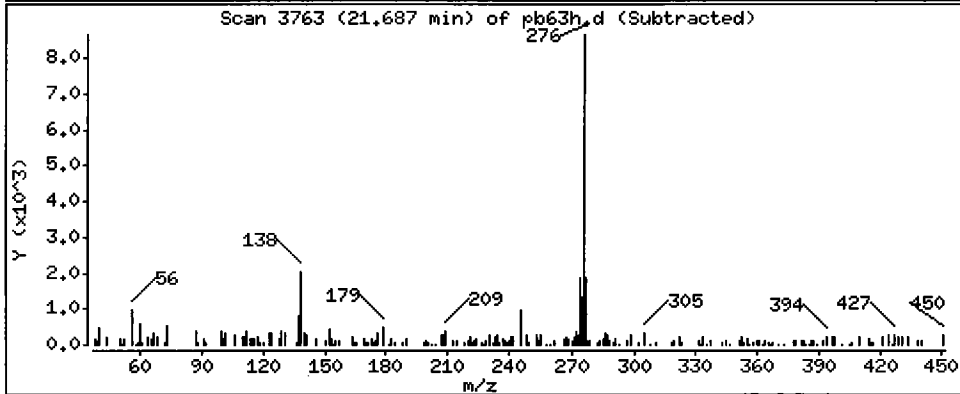
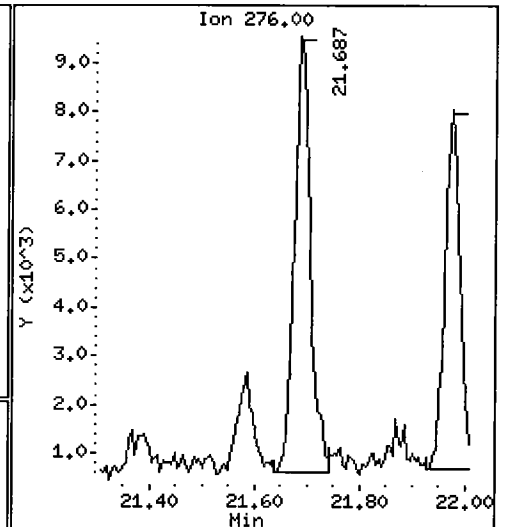
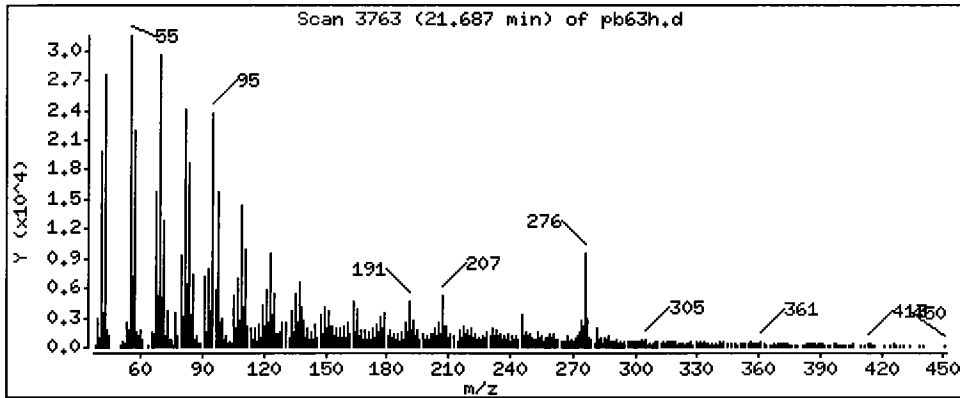
Operator: LJR/VTS

Column phase: ZB-5

Column diameter: 0.32

78 Indeno(1,2,3-cd)pyrene

Concentration: 21.14 ug/kg



Date: 16-JUN-2009 18:28

Client ID: 3SED10-B

Instrument: nt6.i

Sample Info: PB63H

Volume Injected (uL): 1.0

Operator: LJR/VTS

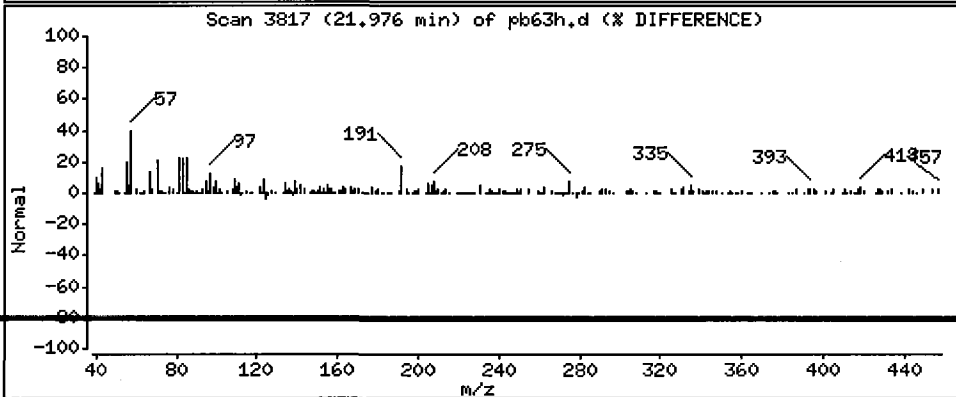
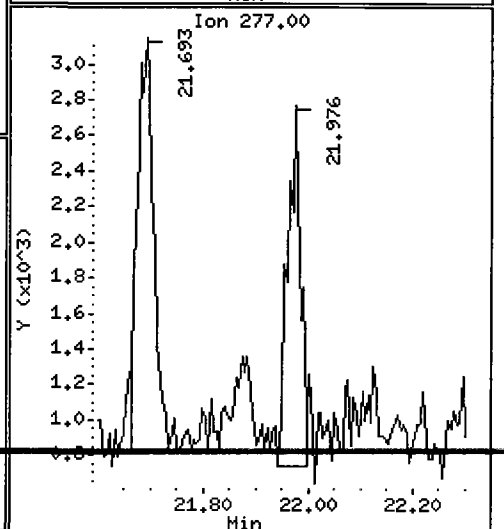
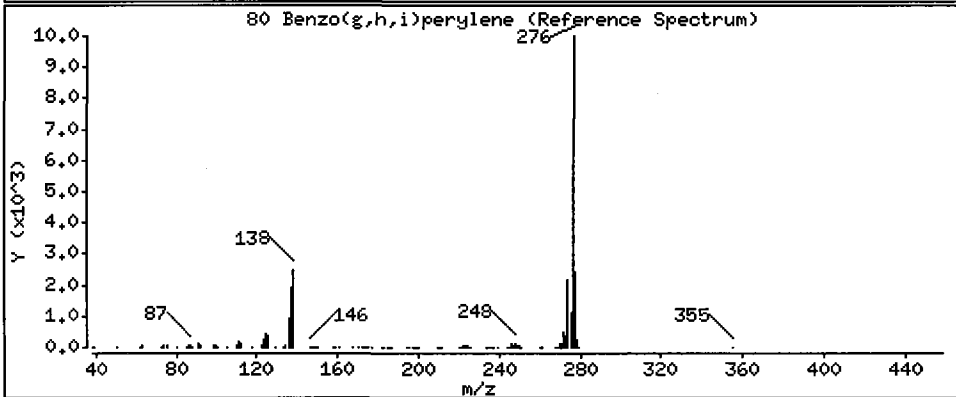
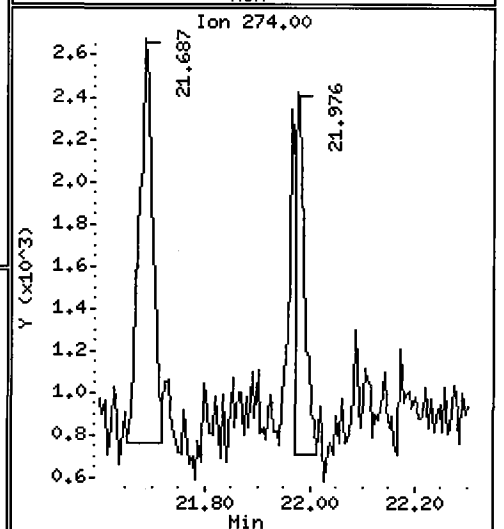
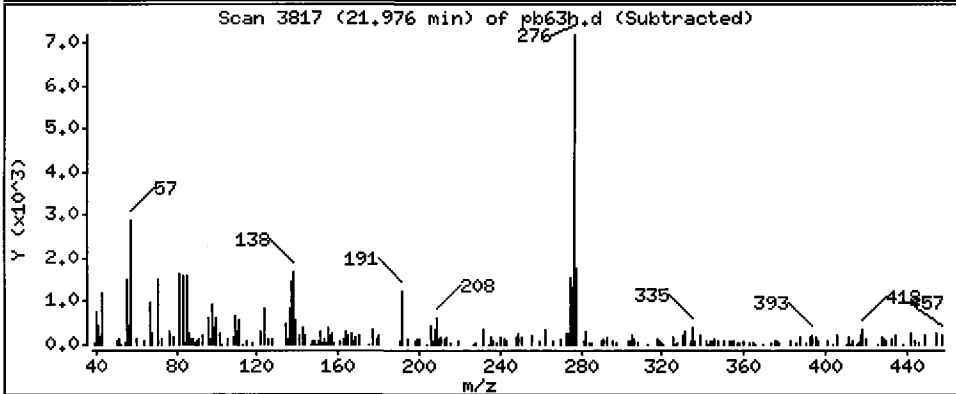
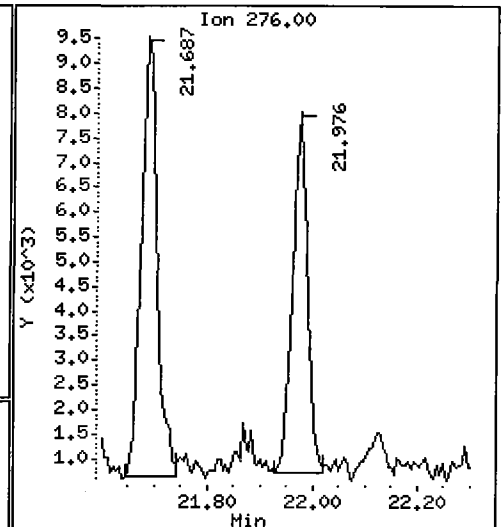
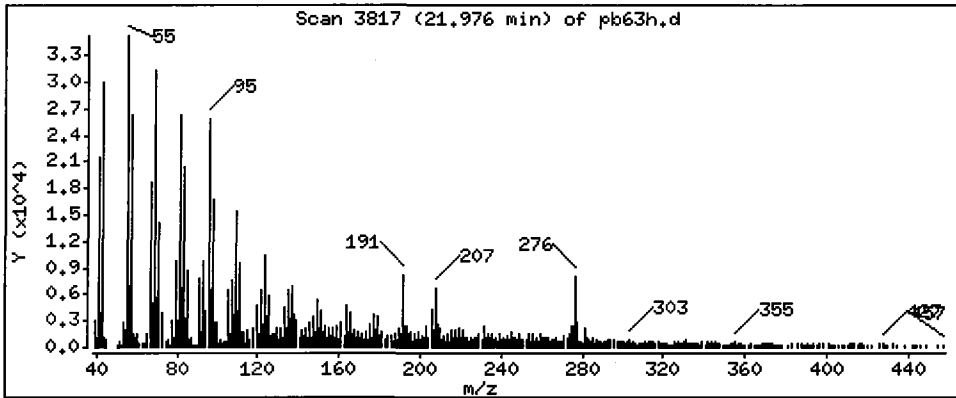
Column phase: ZB-5

Column diameter: 0.32

80 Benzo(g,h,i)perylene

Concentration: 18.34 ug/kg

Handwritten initials



ORGANICS ANALYSIS DATA SHEET

PSDDA Semivolatiles by SW8270D GC/MS

Page 1 of 2

**Sample ID: 3SED10-C
SAMPLE**

Lab Sample ID: PB63I

LIMS ID: 09-12950

Matrix: Sediment

Data Release Authorized: *AB*

Reported: 06/18/09

QC Report No: PB63-ENVIROMENTAL SCIENCE CORP.

Project: JELD-WEN NORD DOOR

008.0228.00017

Date Sampled: 06/05/09

Date Received: 06/05/09

Date Extracted: 06/10/09

Date Analyzed: 06/16/09 19:01

Instrument/Analyst: NT6/LJR

GPC Cleanup: Yes

Sample Amount: 25.5 g-dry-wt

Final Extract Volume: 0.5 mL

Dilution Factor: 1.00

Percent Moisture: 39.7%

CAS Number	Analyte	RL	Result
108-95-2	Phenol	20	< 20 U
541-73-1	1,3-Dichlorobenzene	20	< 20 U
106-46-7	1,4-Dichlorobenzene	20	< 20 U
100-51-6	Benzyl Alcohol	20	< 20 U
95-50-1	1,2-Dichlorobenzene	20	< 20 U
95-48-7	2-Methylphenol	20	< 20 U
106-44-5	4-Methylphenol	20	18 J
67-72-1	Hexachloroethane	20	< 20 U
105-67-9	2,4-Dimethylphenol	20	< 20 U
65-85-0	Benzoic Acid	200	< 200 U
120-82-1	1,2,4-Trichlorobenzene	20	< 20 U
91-20-3	Naphthalene	20	< 20 U
87-68-3	Hexachlorobutadiene	20	< 20 U
91-57-6	2-Methylnaphthalene	20	11 J
131-11-3	Dimethylphthalate	20	< 20 U
208-96-8	Acenaphthylene	20	< 20 U
83-32-9	Acenaphthene	20	< 20 U
132-64-9	Dibenzofuran	20	< 20 U
84-66-2	Diethylphthalate	20	< 20 U
86-73-7	Fluorene	20	12 J
86-30-6	N-Nitrosodiphenylamine	20	< 20 U
118-74-1	Hexachlorobenzene	20	< 20 U
87-86-5	Pentachlorophenol	98	87 J
85-01-8	Phenanthrene	20	33
120-12-7	Anthracene	20	36
84-74-2	Di-n-Butylphthalate	20	< 20 U
206-44-0	Fluoranthene	20	200
129-00-0	Pyrene	20	180
85-68-7	Butylbenzylphthalate	20	< 20 U
56-55-3	Benzo (a) anthracene	20	87
117-81-7	bis (2-Ethylhexyl) phthalate	20	47
218-01-9	Chrysene	20	440
117-84-0	Di-n-Octyl phthalate	20	< 20 U
205-99-2	Benzo (b) fluoranthene	20	310
207-08-9	Benzo (k) fluoranthene	20	310
50-32-8	Benzo (a) pyrene	20	33
193-39-5	Indeno (1,2,3-cd) pyrene	20	35

ORGANICS ANALYSIS DATA SHEET
PSDDA Semivolatiles by SW8270D GC/MS
 Page 2 of 2

Sample ID: 3SED10-C
SAMPLE

Lab Sample ID: PB63I
 LIMS ID: 09-12950
 Matrix: Sediment
 Date Analyzed: 06/16/09 19:01

QC Report No: PB63-ENVIROMENTAL SCIENCE CORP.
 Project: JELD-WEN NORD DOOR
 008.0228.00017

CAS Number	Analyte	RL	Result
53-70-3	Dibenz(a,h)anthracene	20	< 20 U
191-24-2	Benzo(g,h,i)perylene	20	28
90-12-0	1-Methylnaphthalene	20	< 20 U

Reported in µg/kg (ppb)

Semivolatile Surrogate Recovery

d5-Nitrobenzene	59.6%	2-Fluorobiphenyl	73.6%
d14-p-Terphenyl	72.0%	d4-1,2-Dichlorobenzene	52.8%
d5-Phenol	61.6%	2-Fluorophenol	58.9%
2,4,6-Tribromophenol	72.3%	d4-2-Chlorophenol	61.9%

Analytical Resources, Inc.

Semivolatiles Report SW846 Method 8270D

Data file : /chem1/nt6.i/20090616.b/pb63i.d
 Lab Smp Id: PB63I Client Smp ID: 3SED10-C
 Inj Date : 16-JUN-2009 19:01 Inst ID: nt6.i
 Operator : LJR/VTS
 Smp Info : PB63I
 Misc Info : 09-12950
 Comment : 1ul Injection
 Method : /chem1/nt6.i/20090616.b/SW846.m
 Meth Date : 17-Jun-2009 11:06 jeff Quant Type: ISTD
 Cal Date : 11-JUN-2009 14:21 Cal File: 0050611a.d
 Als bottle: 14
 Dil Factor: 1.00000
 Integrator: HP RTE Compound Sublist: PSDDA.sub
 Target Version: 3.50

LJR
6/17/09

Concentration Formula: Amt * DF * Vt / (Ws * (100 - M) / 100) * CpndVariable

Name	Value	Description
DF	1.00000	Dilution Factor
Vt	500.00000	Volume of final extract (uL)
Ws	42.20000	Weight of sample extracted (g)
M	39.70000	% Moisture

Cpnd Variable

Local Compound Variable

Compounds	QUANT SIG	MASS	RT	EXP RT	REL RT	RESPONSE	CONCENTRATIONS	
							ON-COLUMN (ug/mL)	FINAL (ug/kg)
\$ 1 2-Fluorophenol	112	4.692	4.638	(0.696)	170209	22.1257	434.7	
\$ 2 Phenol-d5	99	6.497	6.428	(0.964)	238368	23.0742	453.4	
3 Phenol	94	Compound Not Detected.						
\$ 5 2-Chlorophenol-d4	132	6.465	6.438	(0.959)	146209	23.2261	456.4	
4 Bis(2-Chloroethyl) ether	93	Compound Not Detected.						
6 2-Chlorophenol	128	Compound Not Detected.						
7 1,3-Dichlorobenzene	146	Compound Not Detected.						
* 8 1,4-Dichlorobenzene-d4	152	6.743	6.732	(1.000)	93310	20.0000		
9 1,4-Dichlorobenzene	146	Compound Not Detected.						
\$ 10 1,2-Dichlorobenzene-d4	152	7.042	7.036	(1.044)	61104	13.1509	258.4	
12 1,2-Dichlorobenzene	146	Compound Not Detected.						
11 Benzyl alcohol	108	Compound Not Detected.						
14 2,2'-oxybis(1-Chloropropane)	45	Compound Not Detected.						
13 2-Methylphenol	108	Compound Not Detected.						
17 Hexachloroethane	117	Compound Not Detected.						

Compounds	QUANT SIG MASS	RT	EXP RT	REL RT	RESPONSE	CONCENTRATIONS	
						ON-COLUMN (ug/mL)	FINAL (ug/kg)
16 N-Nitroso-di-n-propylamine	70				Compound Not Detected.		
15 4-Methylphenol	108	7.645	7.629	(1.134)	6791	0.90925 LDL	17.87
\$ 18 Nitrobenzene-d5	82	7.704	7.704	(0.874)	148451	14.8915	292.6
19 Nitrobenzene	77				Compound Not Detected.		
20 Isophorone	82				Compound Not Detected.		
21 2-Nitrophenol	139				Compound Not Detected.		
22 2,4-Dimethylphenol	107				Compound Not Detected.		
23 Bis(2-Chloroethoxy)methane	93				Compound Not Detected.		
24 Benzoic acid	105				Compound Not Detected.		
25 2,4-Dichlorophenol	162				Compound Not Detected.		
26 1,2,4-Trichlorobenzene	180				Compound Not Detected.		
* 27 Naphthalene-d8	136	8.810	8.804	(1.000)	324596	20.0000	
28 Naphthalene	128				Compound Not Detected.		
29 4-Chloroaniline	127				Compound Not Detected.		
30 Hexachlorobutadiene	225				Compound Not Detected.		
31 4-Chloro-3-methylphenol	107				Compound Not Detected.		
32 2-Methylnaphthalene	141	9.963	9.958	(1.131)	5967	0.56766 LDL	11.15
33 Hexachlorocyclopentadiene	237				Compound Not Detected.		
34 2,4,6-Trichlorophenol	196				Compound Not Detected.		
35 2,4,5-Trichlorophenol	196				Compound Not Detected.		
\$ 36 2-Fluorobiphenyl	172	10.626	10.626	(0.913)	229149	18.3640	360.8
37 2-Chloronaphthalene	162				Compound Not Detected.		
38 2-Nitroaniline	65				Compound Not Detected.		
39 Dimethylphthalate	163				Compound Not Detected.		
40 Acenaphthylene	152				Compound Not Detected.		
41 2,6-Dinitrotoluene	165				Compound Not Detected.		
* 42 Acenaphthene-d10	164	11.641	11.635	(1.000)	167993	20.0000	
43 3-Nitroaniline	138				Compound Not Detected.		
44 Acenaphthene	153				Compound Not Detected.		
45 2,4-Dinitrophenol	184				Compound Not Detected.		
46 Dibenzofuran	168				Compound Not Detected.		
47 4-Nitrophenol	109				Compound Not Detected.		
48 2,4-Dinitrotoluene	165				Compound Not Detected.		
50 Diethylphthalate	149				Compound Not Detected.		
49 Fluorene	166	12.500	12.495	(1.074)	7517	0.60358 LDL	11.86
51 4-Chlorophenyl-phenylether	204				Compound Not Detected.		
52 4-Nitroaniline	138				Compound Not Detected.		
53 4,6-Dinitro-2-methylphenol	198				Compound Not Detected.		
54 N-Nitrosodiphenylamine	169				Compound Not Detected.		
\$ 55 2,4,6-Tribromophenol	330	12.928	12.917	(1.111)	43341	27.0576	531.7
56 4-Bromophenyl-phenylether	248				Compound Not Detected.		
57 Hexachlorobenzene	284				Compound Not Detected.		
58 Pentachlorophenol	266	13.841	13.825	(0.990)	6840	4.42472 LDL	86.94
* 59 Phenanthrene-d10	188	13.975	13.964	(1.000)	260789	20.0000	
60 Phenanthrene	178	14.007	14.001	(1.002)	27723	1.67482	32.91
61 Anthracene	178	14.076	14.071	(1.007)	31040	1.84968	36.34
62 Carbazole	167				Compound Not Detected.		

Compounds	QUANT SIG MASS	RT	EXP RT	REL RT	RESPONSE	CONCENTRATIONS	
						ON-COLUMN (ug/mL)	FINAL (ug/kg)
63 Di-n-butylphthalate	149	Compound Not Detected.					
64 Fluoranthene	202	15.924	15.903	(1.139)	170510	10.0896	198.3
65 Pyrene	202	16.261	16.239	(0.891)	213318	9.19556	180.7
\$ 66 Terphenyl-d14	244	16.634	16.613	(0.912)	269354	18.0095	353.9
67 Butylbenzylphthalate	149	Compound Not Detected.					
68 Benzo(a)anthracene	228	18.221	18.183	(0.999)	91412	4.42298	86.91
* 69 Chrysene-d12	240	18.242	18.210	(1.000)	280020	20.0000	
70 3,3'-Dichlorobenzidine	252	Compound Not Detected.					
71 Chrysene	228	18.279	18.247	(1.002)	446558	22.5657	443.4
72 bis(2-Ethylhexyl)phthalate	149	18.589	18.557	(0.952)	29552	2.38656	46.89
* 134 Di-n-octylphthalate-d4	153	19.519	19.486	(1.000)	399247	20.0000	
73 Di-n-octylphthalate	149	Compound Not Detected.					
74 Benzo(b)fluoranthene	252	19.860	19.812	(0.975)	487592	31.9895	628.6 15.784
75 Benzo(k)fluoranthene	252	19.860	19.844	(0.975)	487592	31.1451	612.0 15.784
76 Benzo(a)pyrene	252	20.293	20.245	(0.996)	23117	1.67542	32.92
* 77 Perylene-d12	264	20.373	20.325	(1.000)	210337	20.0000	
78 Indeno(1,2,3-cd)pyrene	276	21.708	21.660	(1.066)	33047	1.79668	35.30
79 Dibenzo(a,h)anthracene	278	Compound Not Detected.					
80 Benzo(g,h,i)perylene	276	21.997	21.954	(1.080)	22445	1.39627	27.44
90 N-Nitrosodimethylamine	74	Compound Not Detected.					
91 Aniline	93	Compound Not Detected.					
93 Benzidine	184	Compound Not Detected.					
103 Pyridine	79	Compound Not Detected.					
105 1-methylnaphthalene	141	Compound Not Detected.					
111 Azobenzene (1,2-DP-Hydrazine)	77	Compound Not Detected.					

Analytical Resources, Inc.

INTERNAL STANDARD COMPOUNDS
 AREA AND RT SUMMARY

Instrument ID: nt6.i	Calibration Date: 16-JUN-2009
Lab File ID: pb63i.d	Calibration Time: 11:54
Lab Smp Id: PB63I	Client Smp ID: 3SED10-C
Analysis Type: SV	Level: LOW
Quant Type: ISTD	Sample Type: Sediment
Operator: LJR/VTS	
Method File: /chem1/nt6.i/20090616.b/SW846.m	
Misc Info: 09-12950	

Test Mode: Use Initial Calibration Level 4.

COMPOUND	STANDARD	AREA LIMIT		SAMPLE	%DIFF
		LOWER	UPPER		
8 1,4-Dichlorobenze	112389	56194	224778	93310	-16.98
27 Naphthalene-d8	384492	192246	768984	324596	-15.58
42 Acenaphthene-d10	217478	108739	434956	167993	-22.75
59 Phenanthrene-d10	336594	168297	673188	260789	-22.52
69 Chrysene-d12	247160	123580	494320	280020	13.30
134 Di-n-octylphthala	347036	173518	694072	399247	15.04
77 Perylene-d12	232938	116469	465876	210337	-9.70

COMPOUND	STANDARD	RT LIMIT		SAMPLE	%DIFF
		LOWER	UPPER		
8 1,4-Dichlorobenze	6.73	6.23	7.23	6.74	0.16
27 Naphthalene-d8	8.80	8.30	9.30	8.81	0.06
42 Acenaphthene-d10	11.64	11.14	12.14	11.64	0.05
59 Phenanthrene-d10	13.96	13.46	14.46	13.97	0.08
69 Chrysene-d12	18.21	17.71	18.71	18.24	0.18
134 Di-n-octylphthala	19.49	18.99	19.99	19.52	0.17
77 Perylene-d12	20.32	19.82	20.82	20.37	0.24

AREA UPPER LIMIT = +100% of internal standard area.
 AREA LOWER LIMIT = - 50% of internal standard area.
 RT UPPER LIMIT = + 0.50 minutes of internal standard RT.
 RT LOWER LIMIT = - 0.50 minutes of internal standard RT.

Analytical Resources, Inc.

RECOVERY REPORT

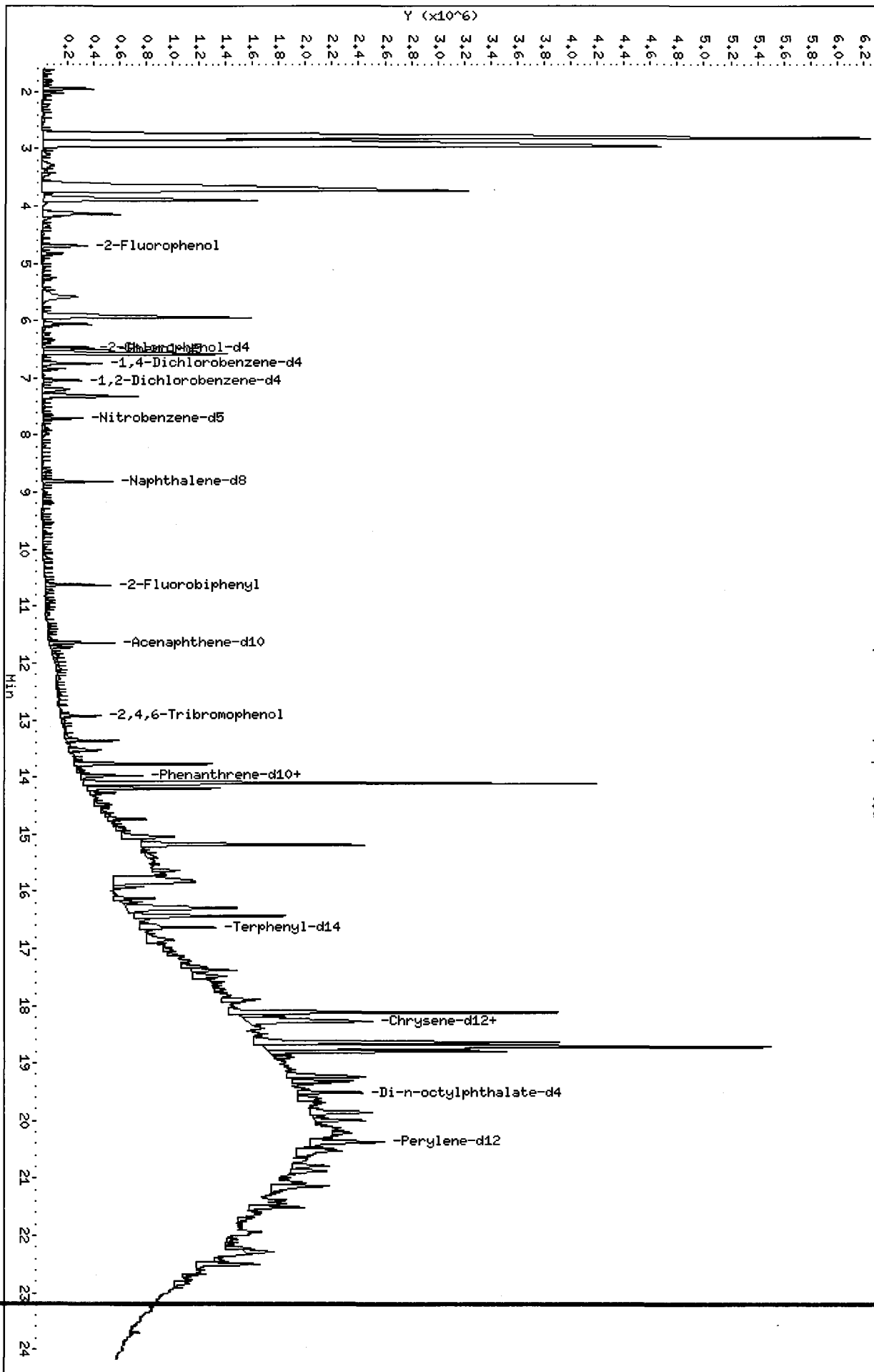
Client Name: ESC Client SDG: PB63
 Sample Matrix: SOLID Fraction: SV
 Lab Smp Id: PB63I Client Smp ID: 3SED10-C
 Level: LOW Operator: LJR/VTS
 Data Type: MS DATA SampleType: SAMPLE
 SpikeList File: PSDDALCS.spk Quant Type: ISTD
 Sublist File: PSDDA.sub
 Method File: /chem1/nt6.i/20090616.b/SW846.m
 Misc Info: 09-12950

SURROGATE COMPOUND	CONC ADDED ug/kg	CONC RECOVERED ug/kg	% RECOVERED	LIMITS
\$ 1 2-Fluorophenol	736.8	434.7	59.00	21-100
\$ 2 Phenol-d5	736.8	453.4	61.53	10-100
\$ 5 2-Chlorophenol-d4	736.8	456.4	61.94	30-100
\$ 10 1,2-Dichlorobenzen	491.2	258.4	52.60	24-100
\$ 18 Nitrobenzene-d5	491.2	292.6	59.57	26-100
\$ 36 2-Fluorobiphenyl	491.2	360.8	73.46	32-100
\$ 55 2,4,6-Tribromophen	736.8	531.7	72.15	33-118
\$ 66 Terphenyl-d14	491.2	353.9	72.04	21-97

Data File: /chem1/nt6.i/20090616.b/pb631.d
Date: 16-JUN-2009 19:01
Client ID: 3SED10-C
Sample Info: PB631
Volume Injected (uL): 1.0
Column phase: ZB-5

Instrument: nt6.i
Operator: LJR/VTS
Column diameter: 0.32

/chem1/nt6.i/20090616.b/pb631.d



Date : 16-JUN-2009 19:01

Client ID: 3SED10-C

Instrument: nt6.i

Sample Info: PB63I

Volume Injected (uL): 1.0

Operator: LJR/VTS

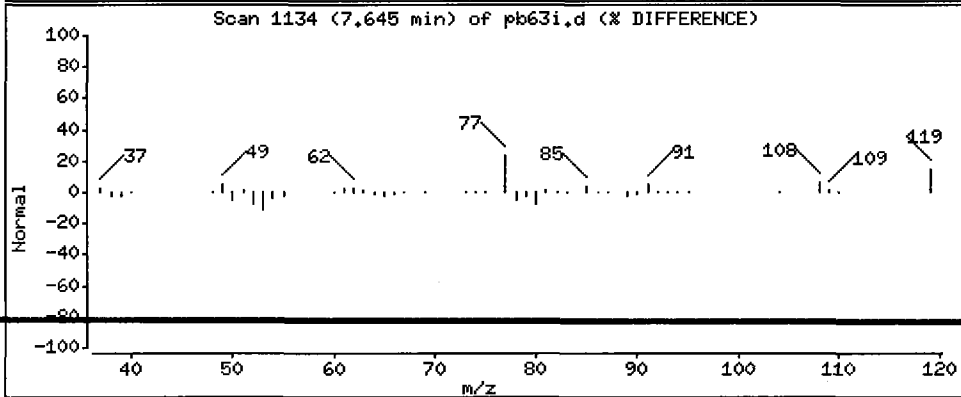
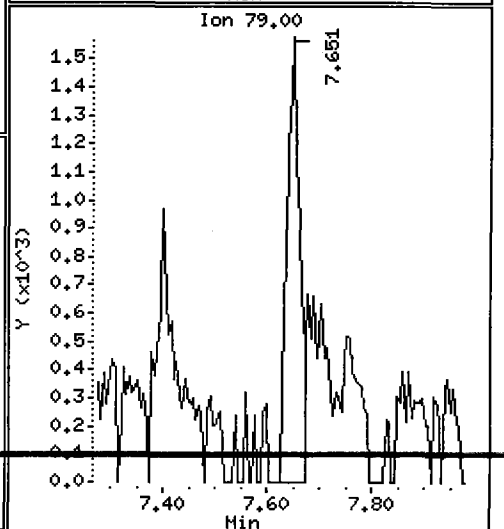
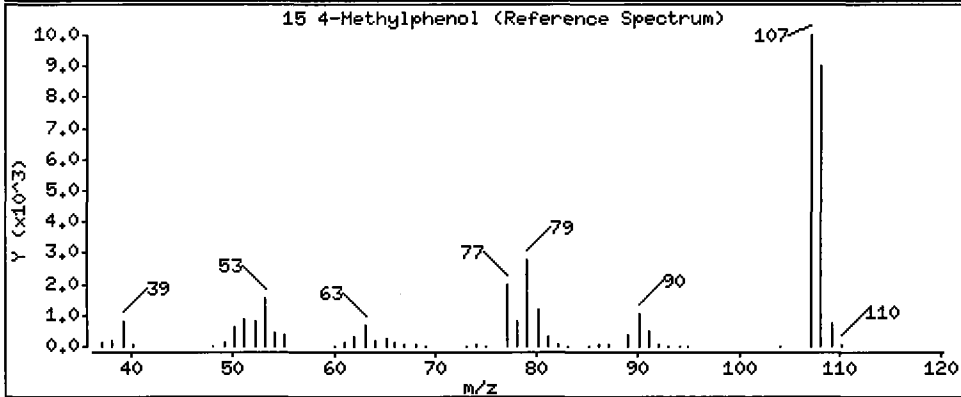
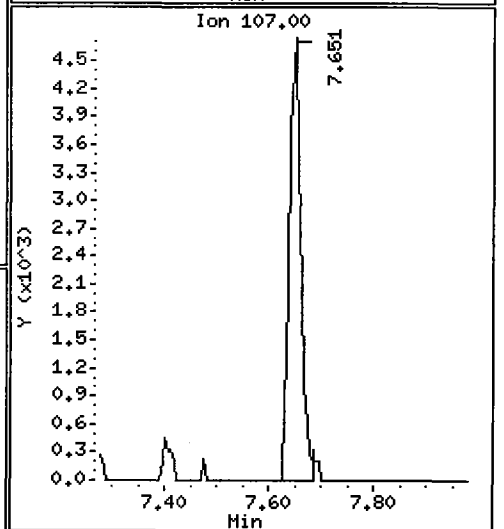
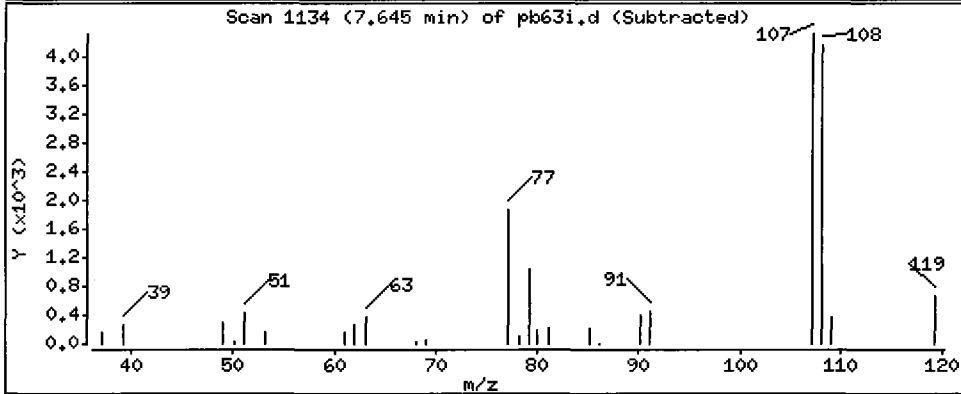
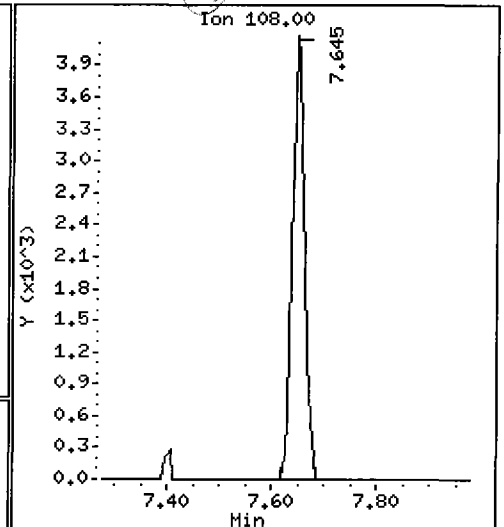
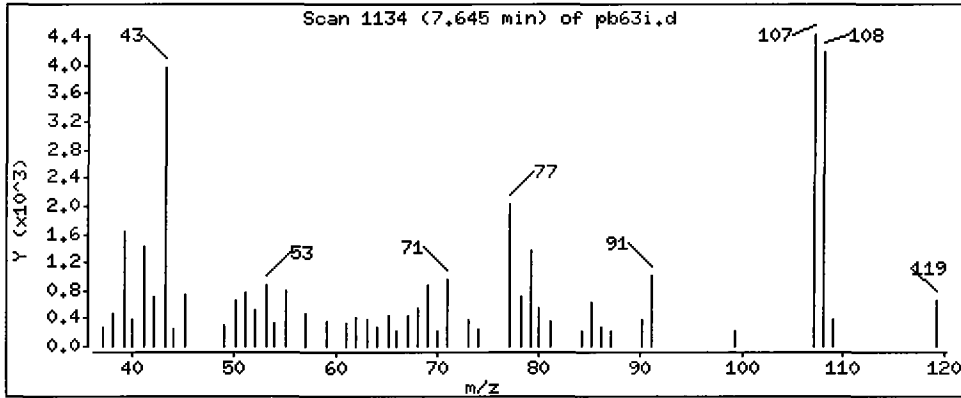
Column phase: ZB-5

Column diameter: 0.32

15 4-Methylphenol

Concentration: 17.87 ug/kg

Handwritten signature



Date : 16-JUN-2009 19:01

Client ID: 3SED10-C

Instrument: nt6.i

Sample Info: PB63I

Volume Injected (uL): 1.0

Operator: LJR/VTS

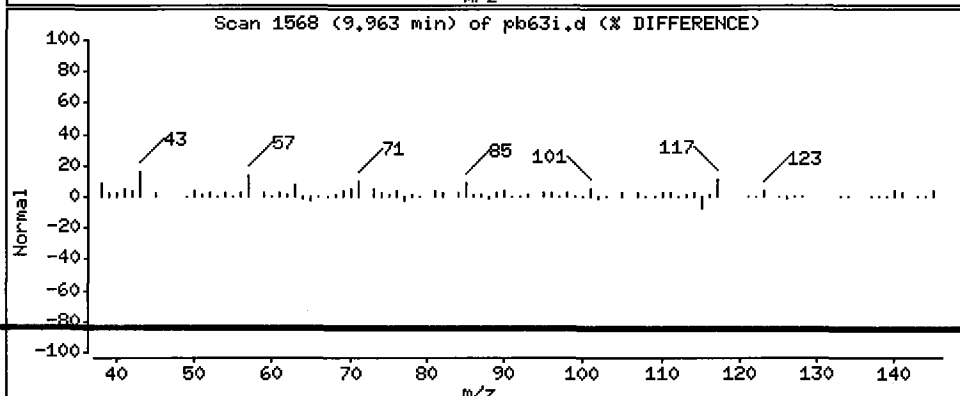
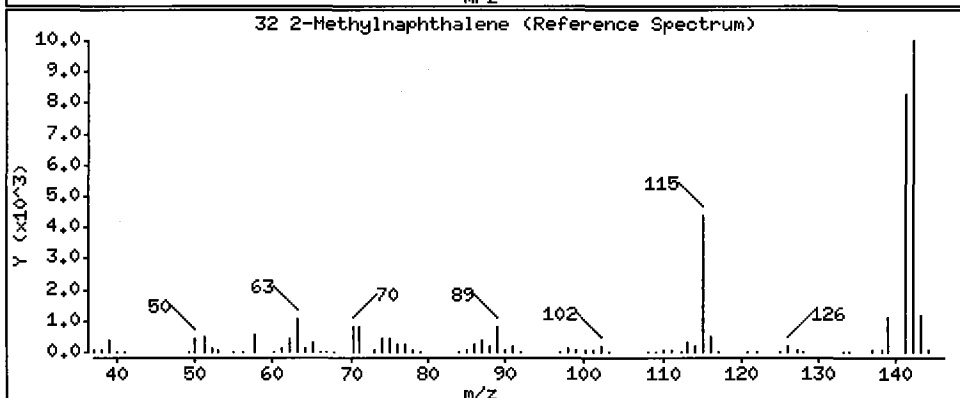
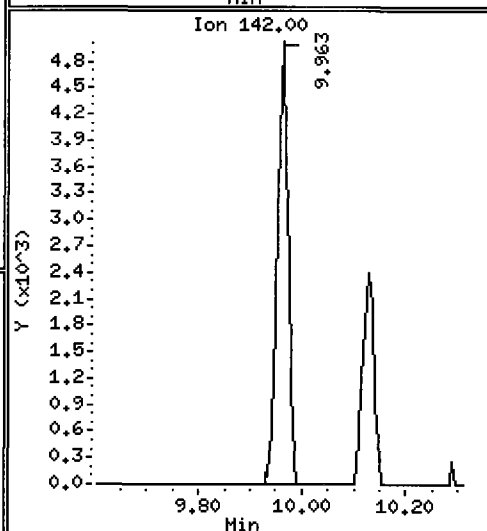
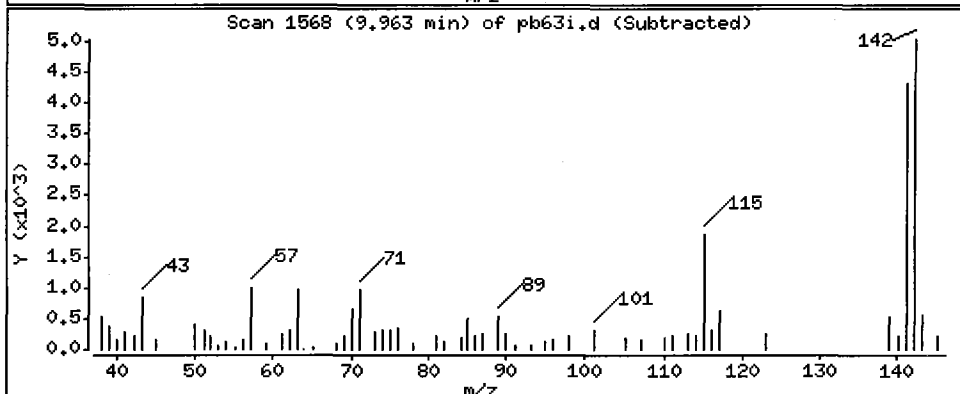
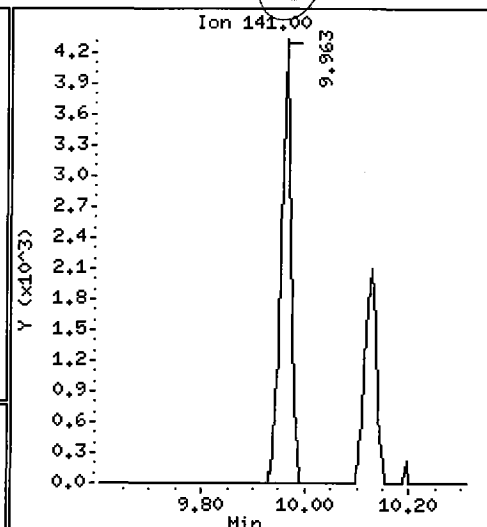
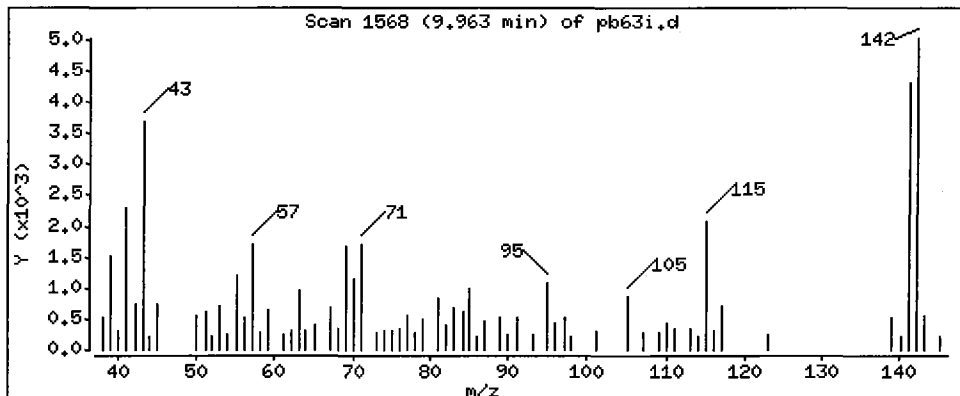
Column phase: ZB-5

Column diameter: 0.32

OK

32 2-Methylnaphthalene

Concentration: 11.15 ug/kg



Date : 16-JUN-2009 19:01

Client ID: 3SED10-C

Instrument: nt6.i

Sample Info: PB63I

Volume Injected (uL): 1.0

Operator: LJR/VTS

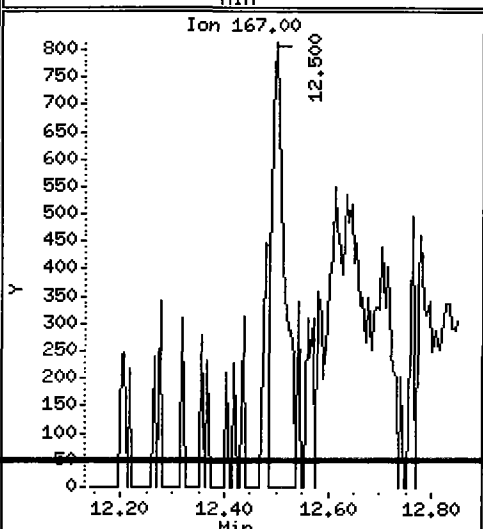
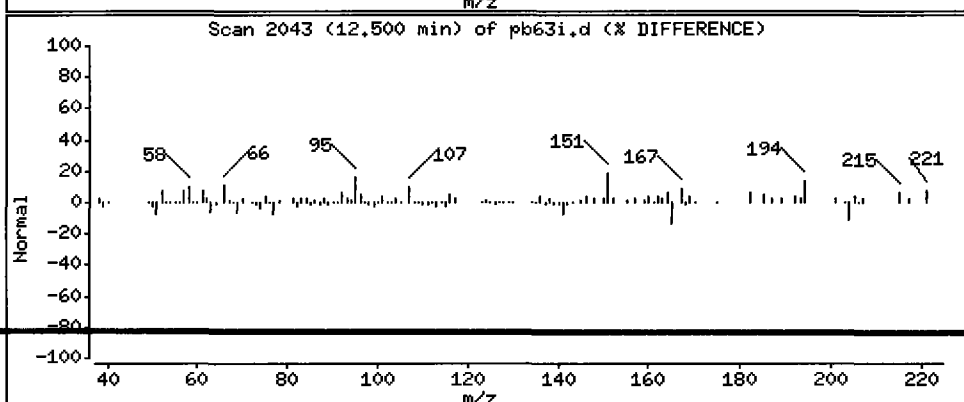
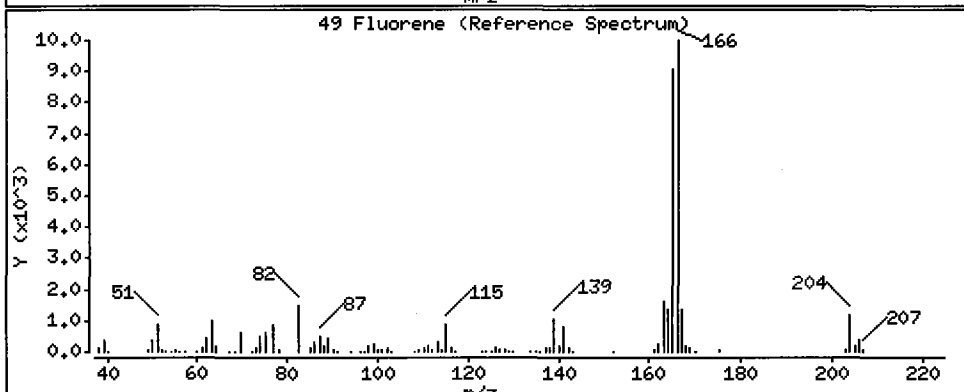
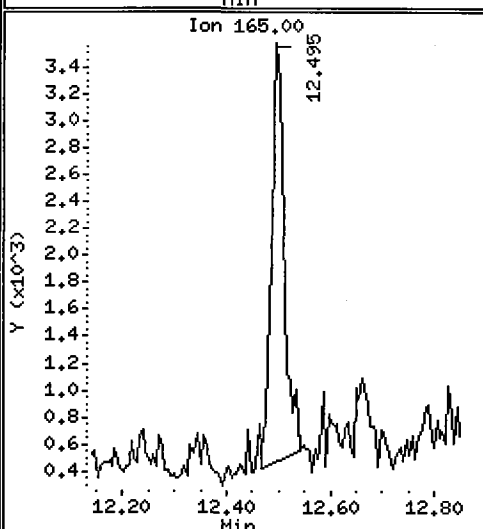
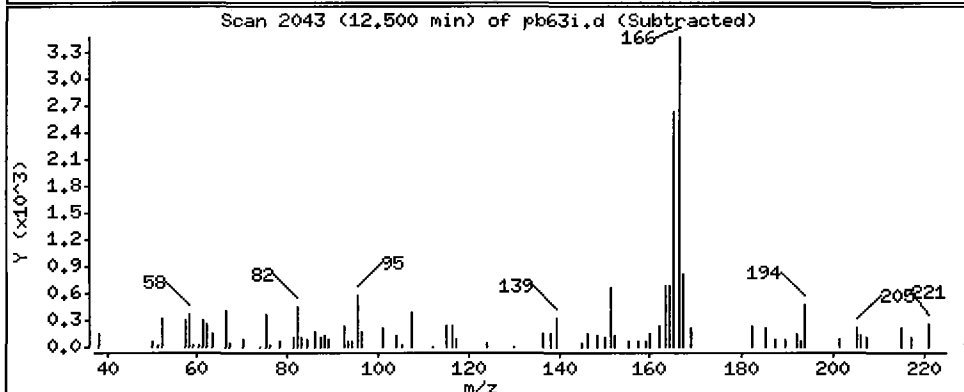
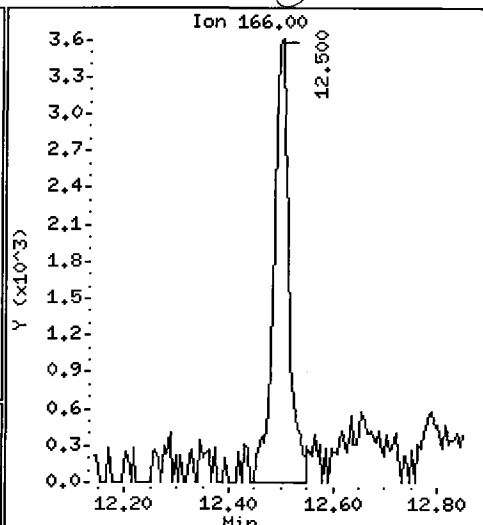
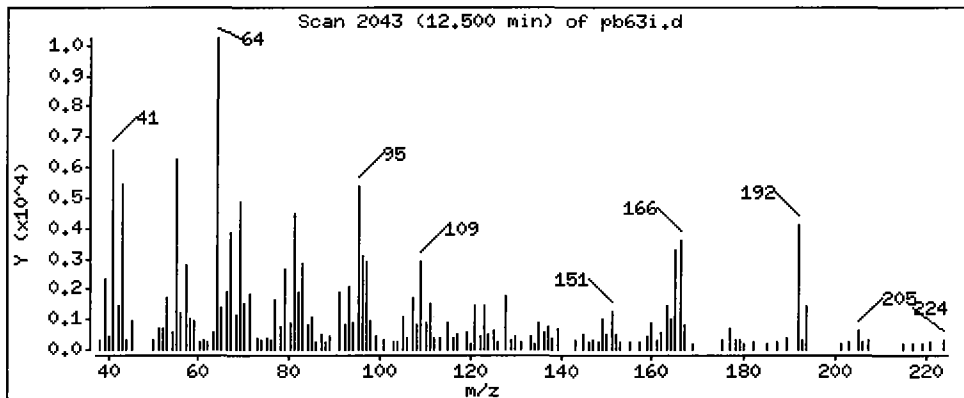
Column phase: ZB-5

Column diameter: 0.32

49 Fluorene

Concentration: 11.86 ug/kg

Qu



Date : 16-JUN-2009 19:01

Client ID: 3SED10-C

Instrument: nt6.i

Sample Info: PB63I

Volume Injected (uL): 1.0

Operator: LJR/VTS

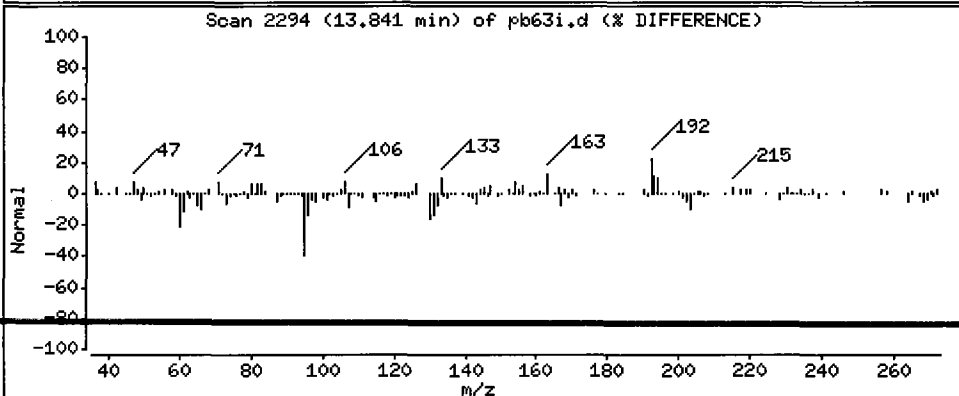
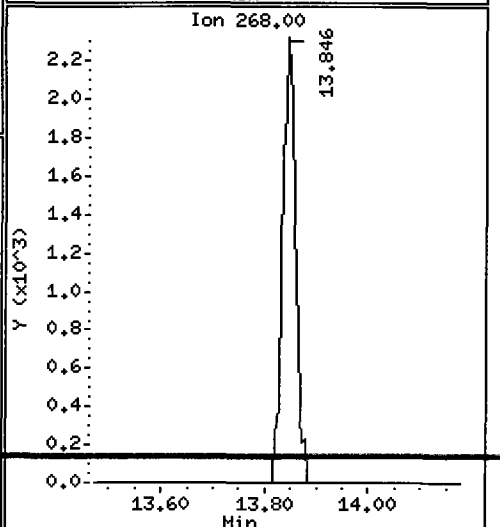
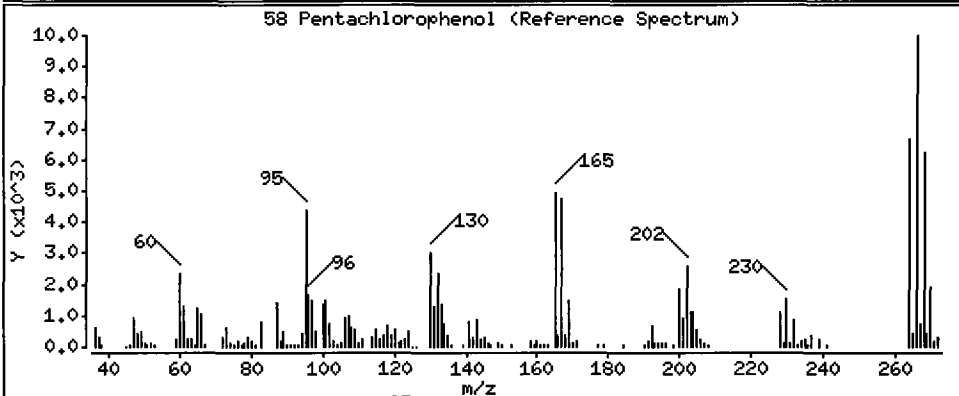
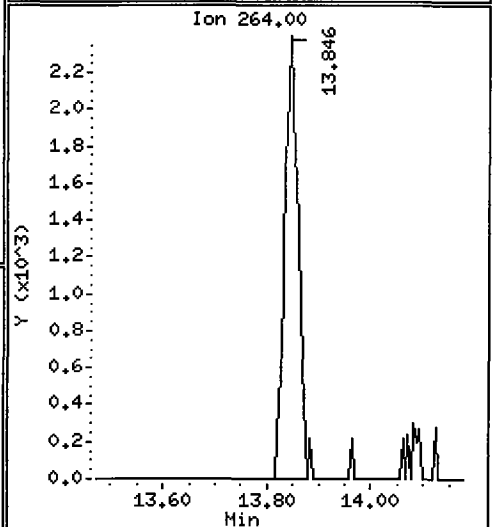
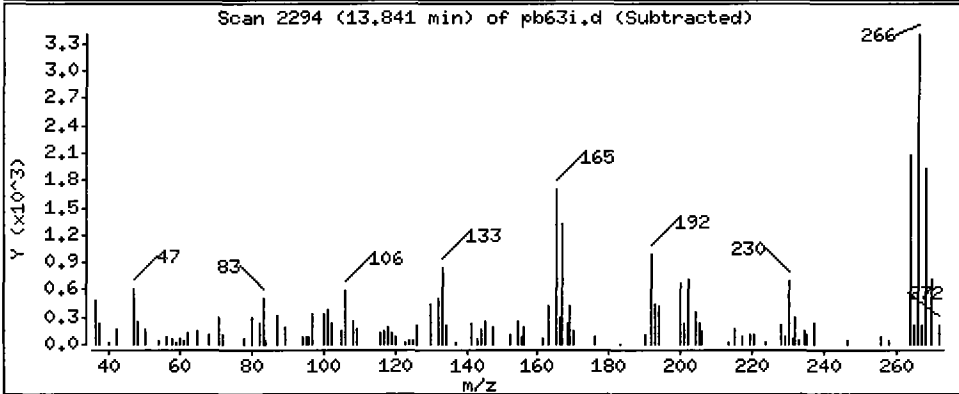
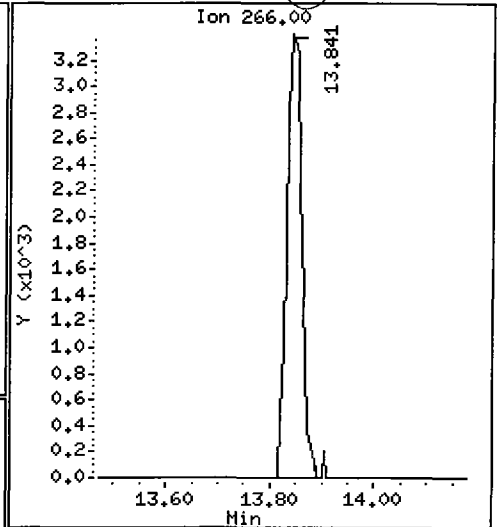
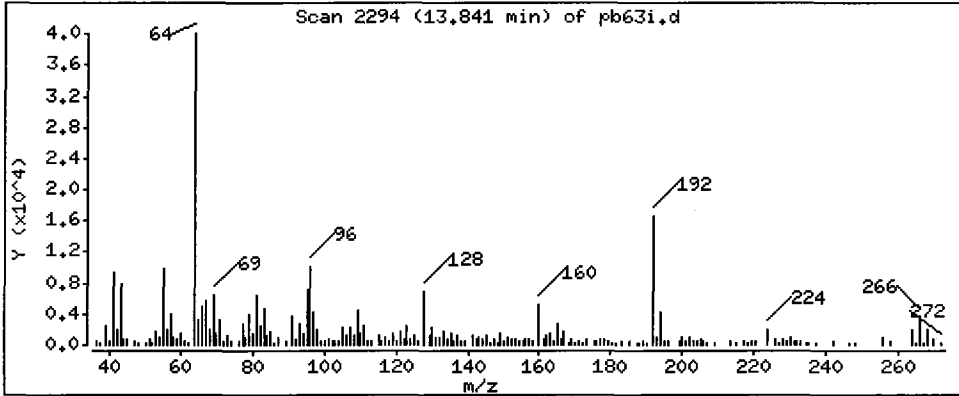
Column phase: ZB-5

Column diameter: 0.32

58 Pentachlorophenol

Concentration: 86.94 ug/kg

500



Date : 16-JUN-2009 19:01

Client ID: 3SED10-C

Instrument: nt6.i

Sample Info: PB63I

Volume Injected (uL): 1.0

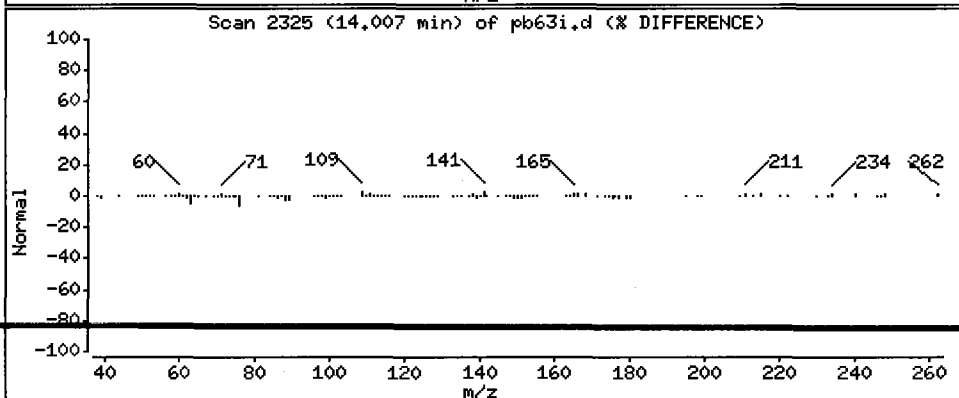
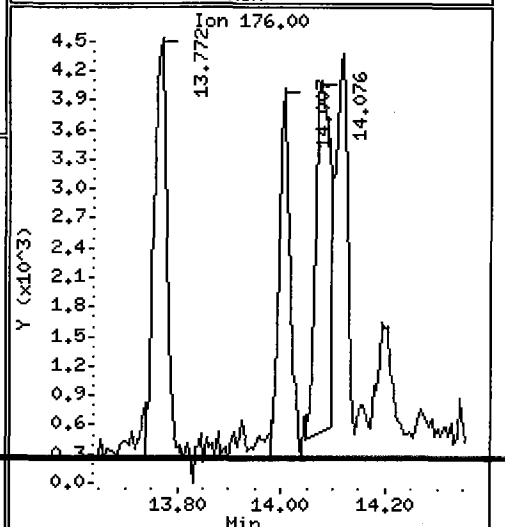
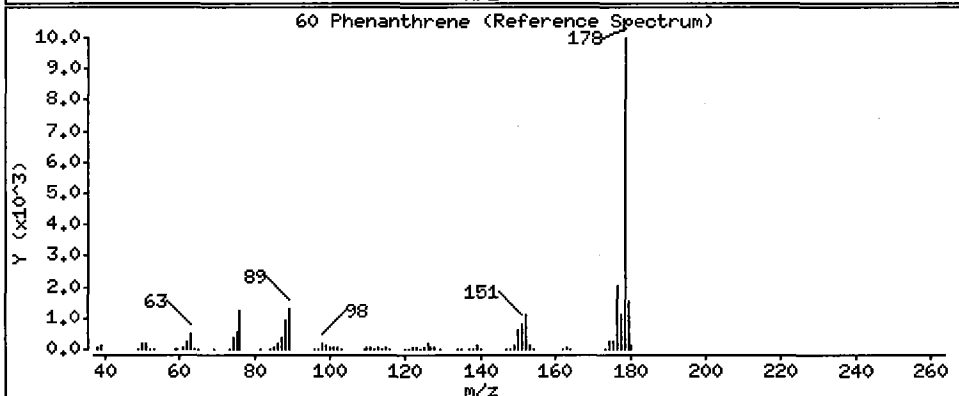
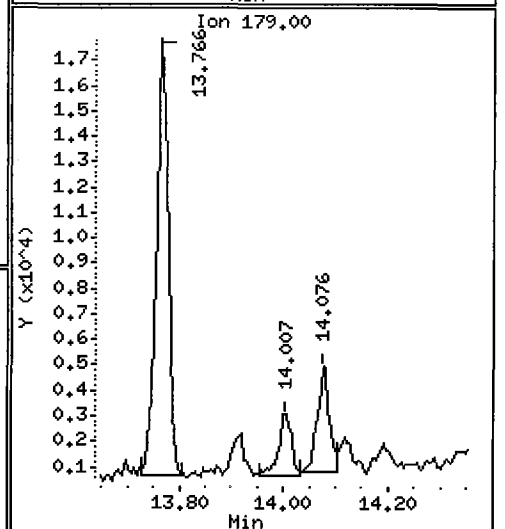
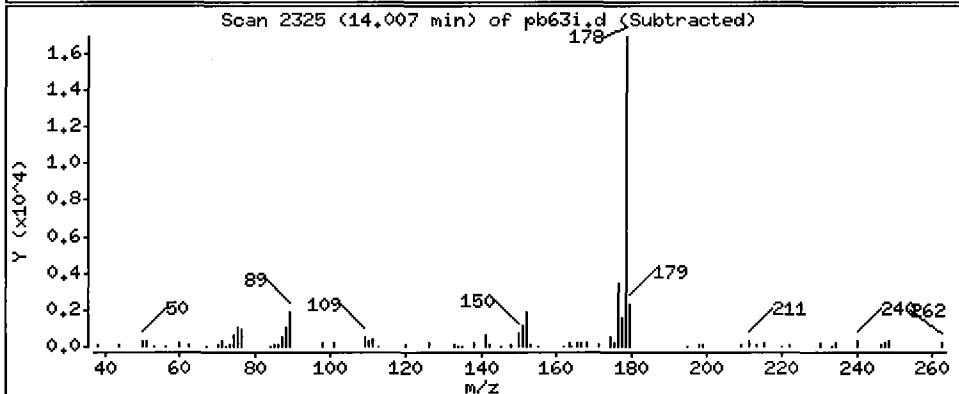
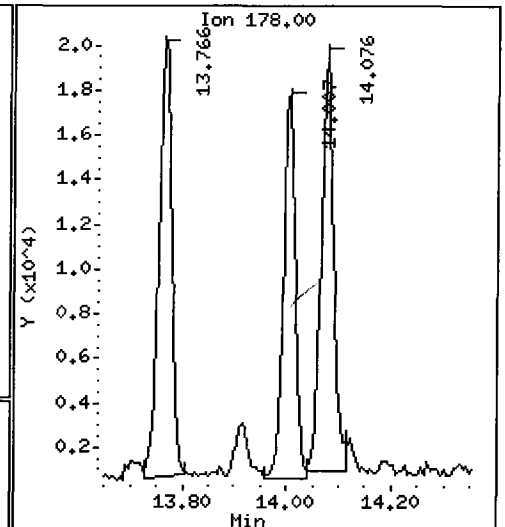
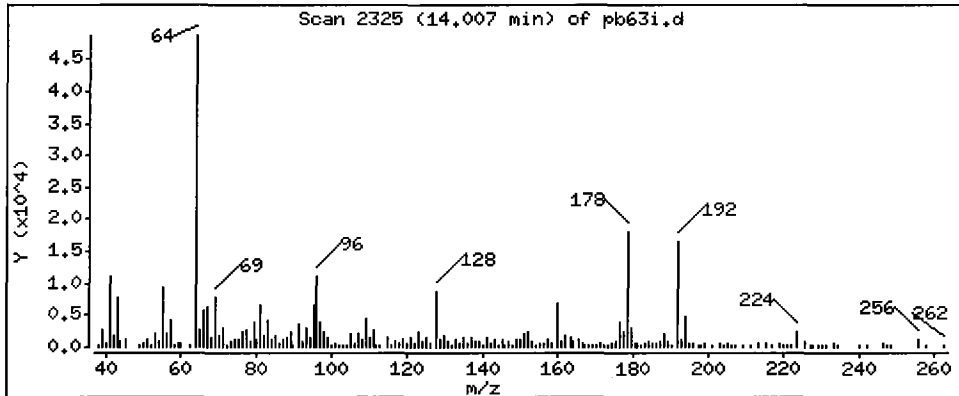
Operator: LJR/VTS

Column phase: ZB-5

Column diameter: 0.32

60 Phenanthrene

Concentration: 32.91 ug/kg



Date : 16-JUN-2009 19:01

Client ID: 3SED10-C

Instrument: nt6.i

Sample Info: PB63I

Volume Injected (uL): 1.0

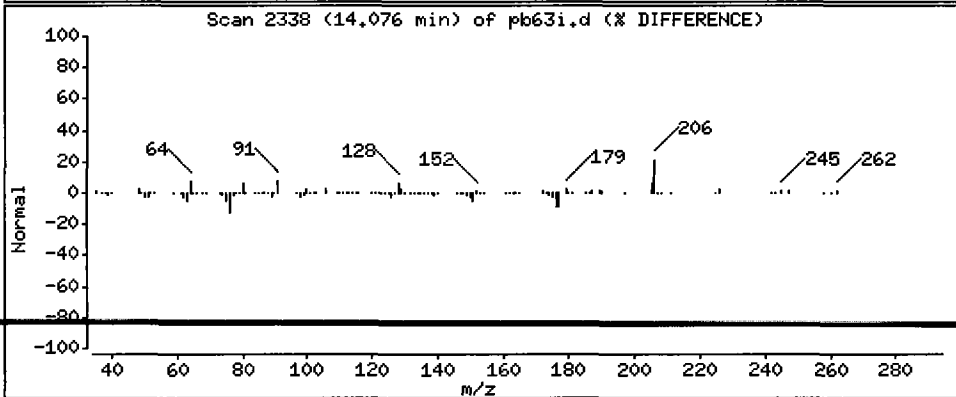
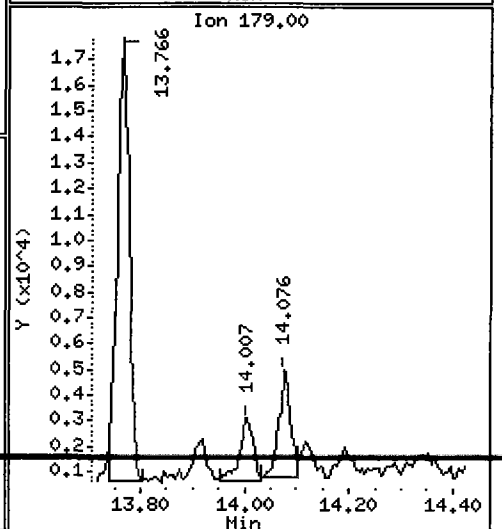
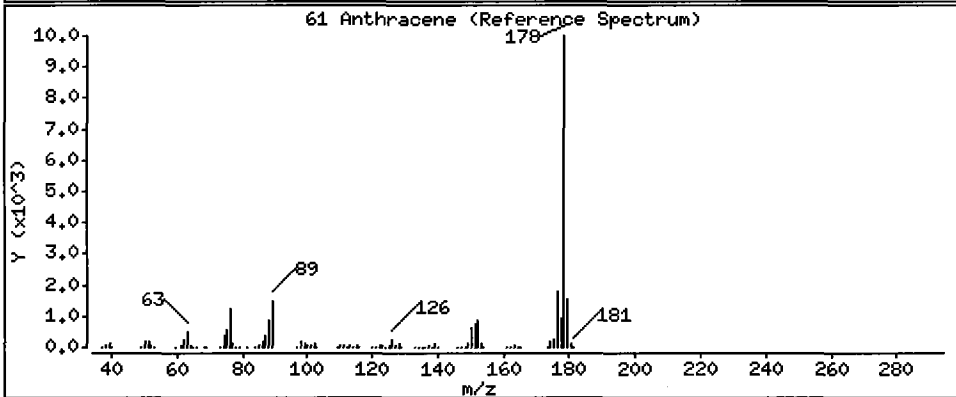
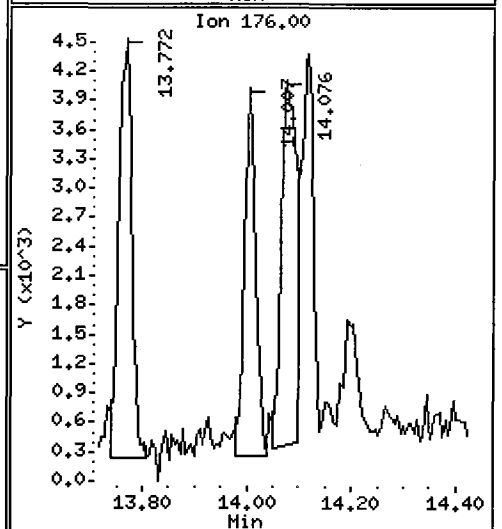
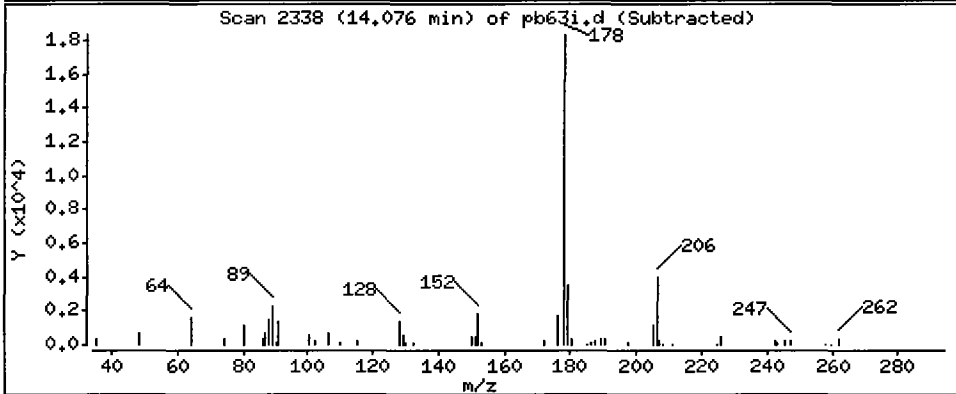
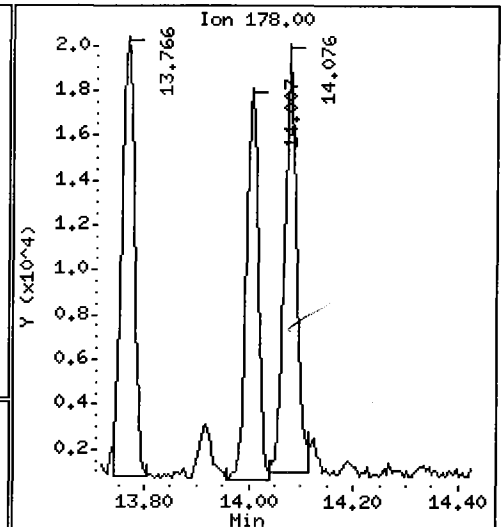
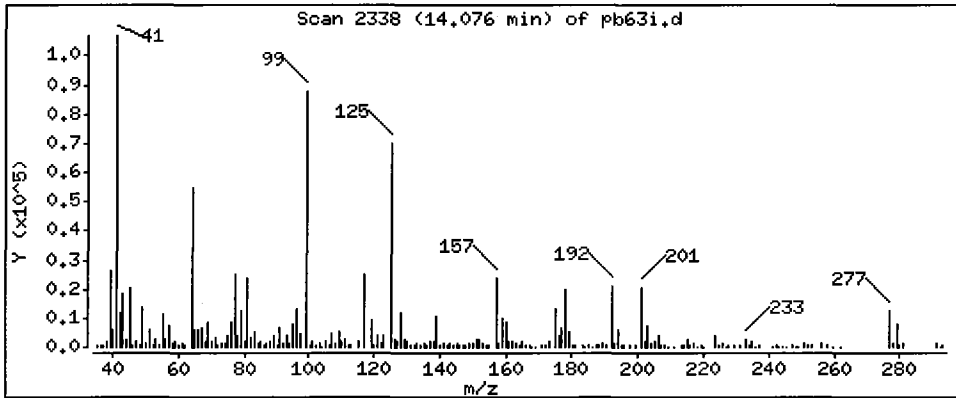
Operator: LJR/VTS

Column phase: ZB-5

Column diameter: 0.32

61 Anthracene

Concentration: 36.34 ug/kg



Date : 16-JUN-2009 19:01

Client ID: 3SED10-C

Instrument: nt6.i

Sample Info: PB63I

Volume Injected (uL): 1.0

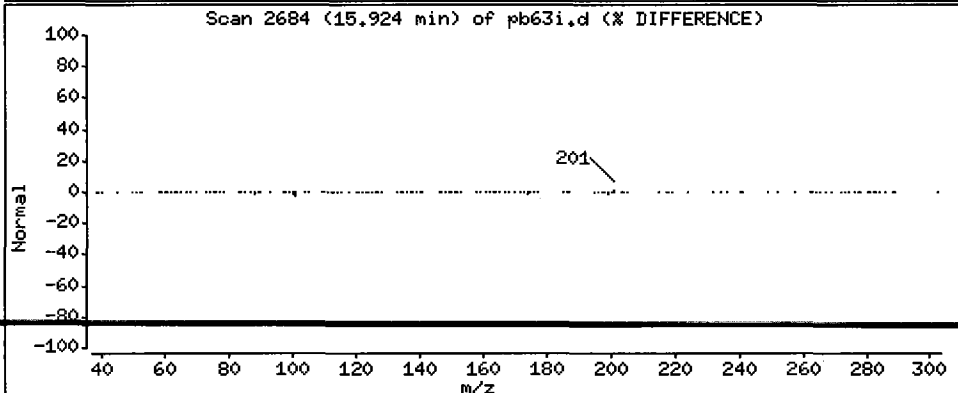
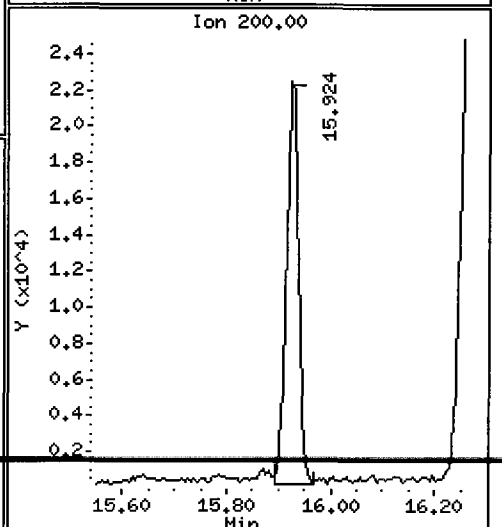
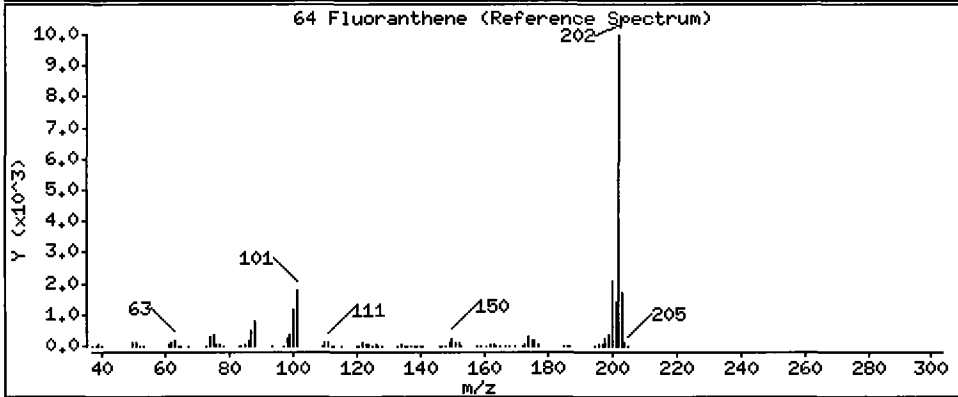
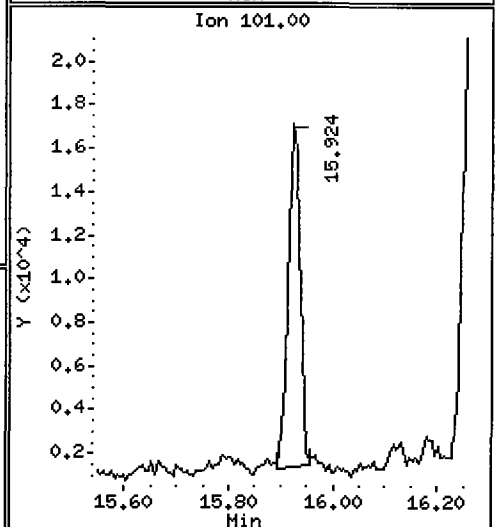
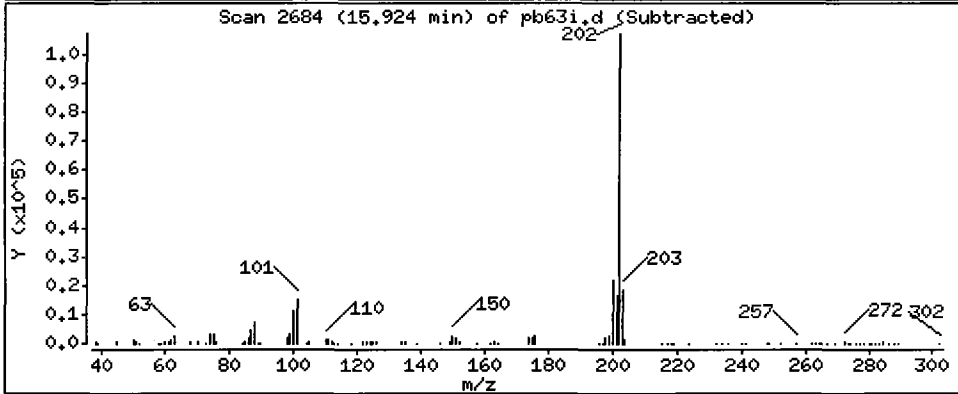
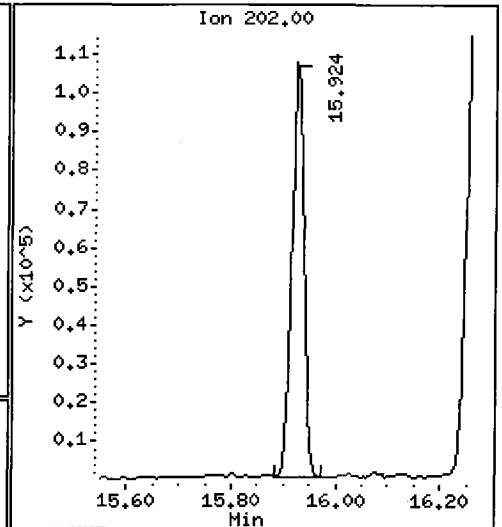
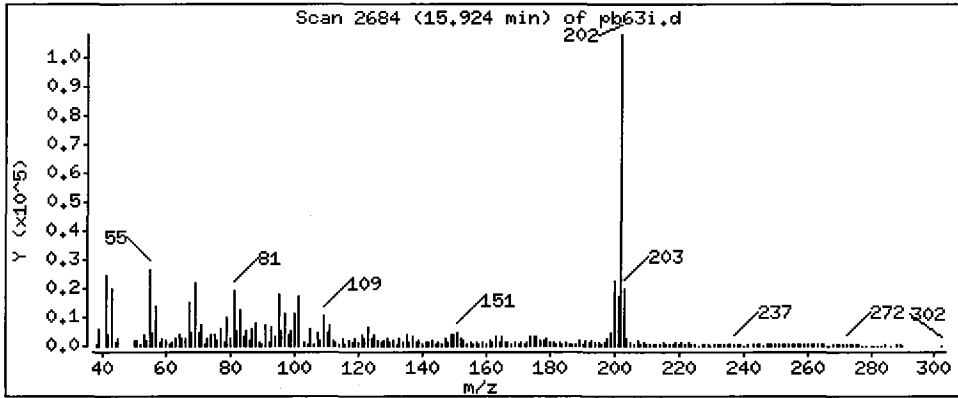
Operator: LJR/VTS

Column phase: ZB-5

Column diameter: 0.32

64 Fluoranthene

Concentration: 198.3 ug/kg



Date: 16-JUN-2009 19:01

Client ID: 3SED10-C

Instrument: nt6.i

Sample Info: PB63I

Volume Injected (uL): 1.0

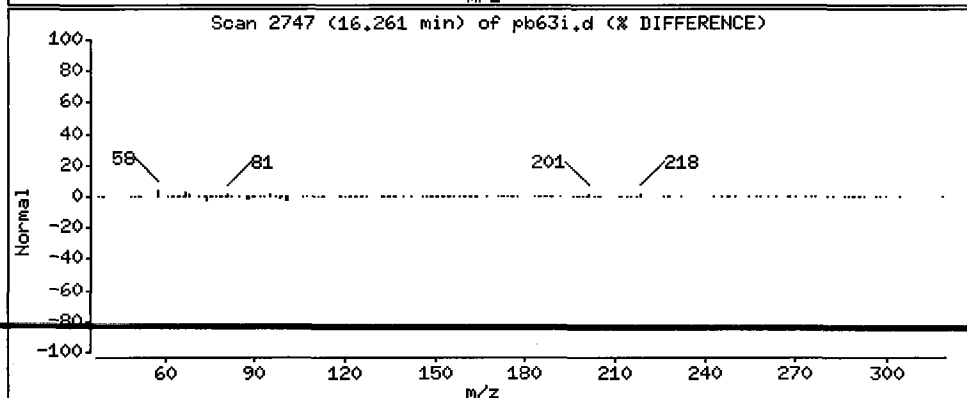
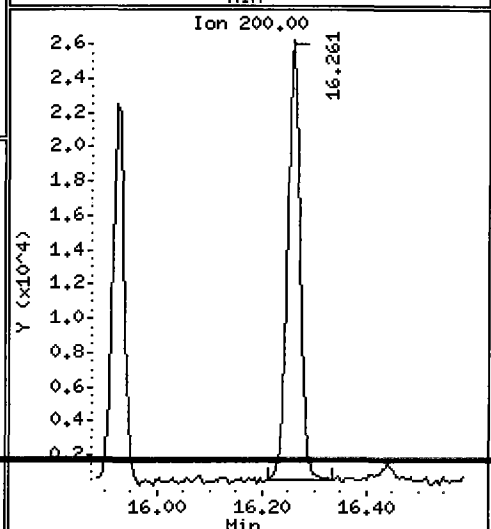
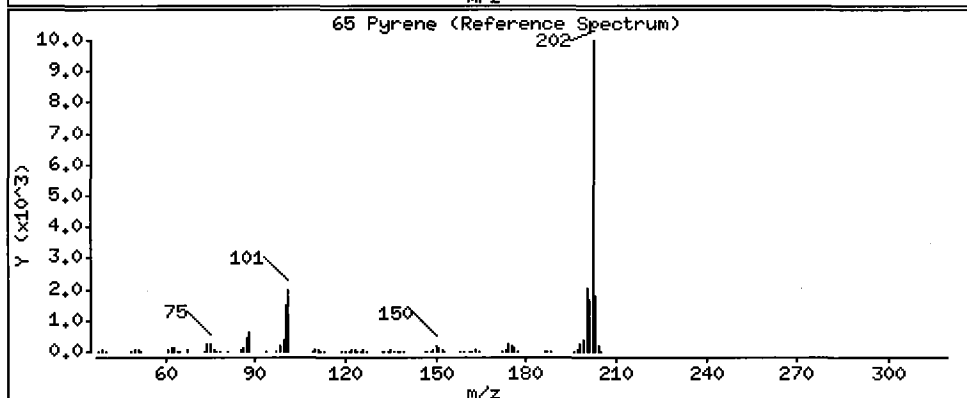
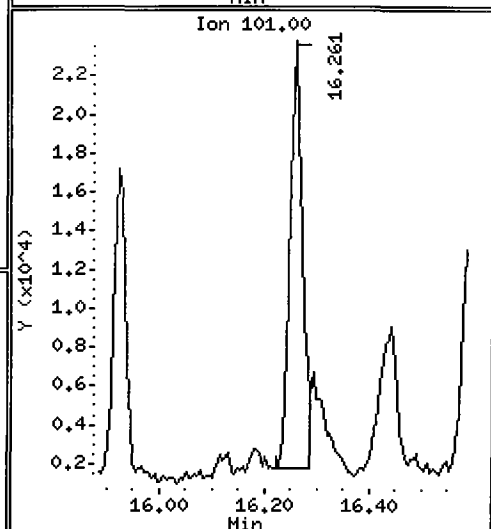
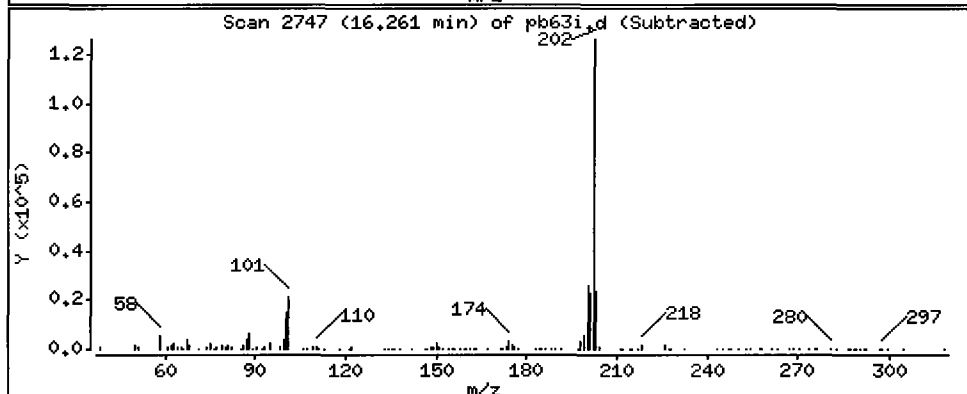
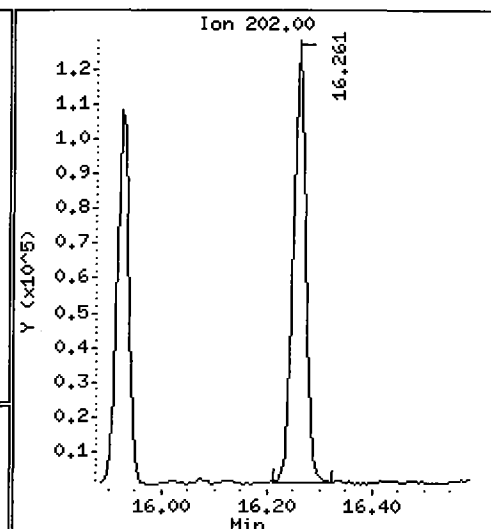
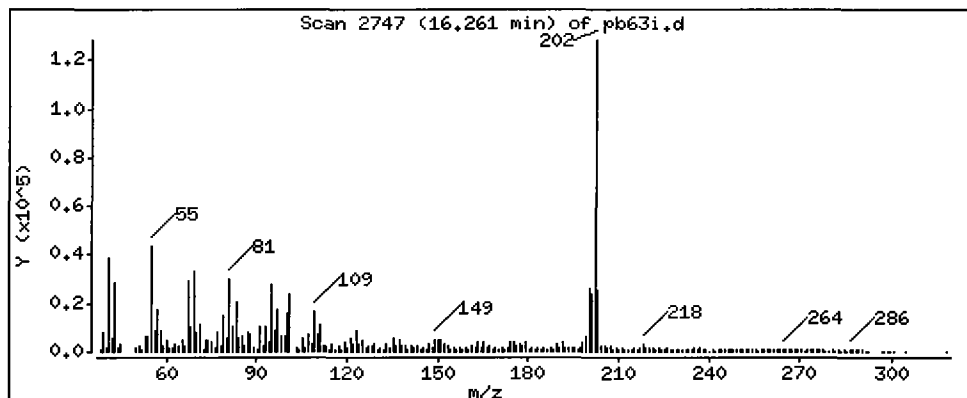
Operator: LJR/VTS

Column phase: ZB-5

Column diameter: 0.32

65 Pyrene

Concentration: 180.7 ug/kg



Date : 16-JUN-2009 19:01

Client ID: 3SED10-C

Instrument: nt6.i

Sample Info: PB63I

Volume Injected (uL): 1.0

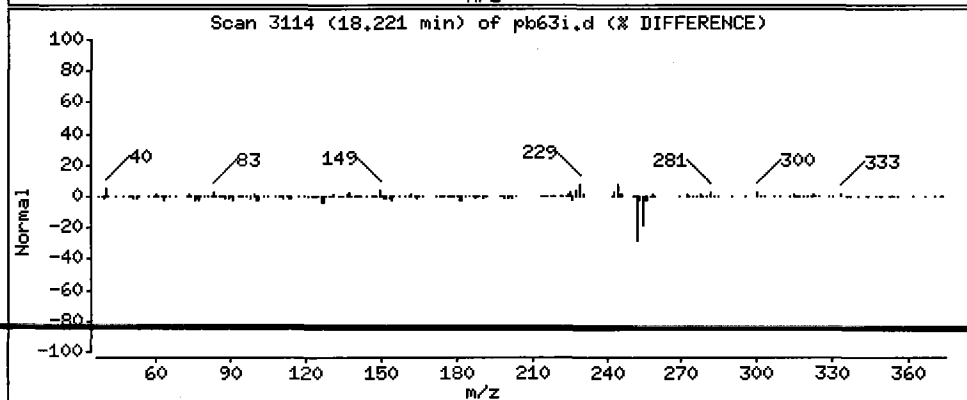
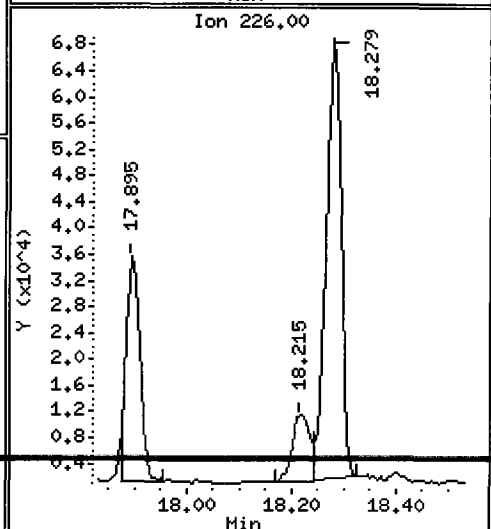
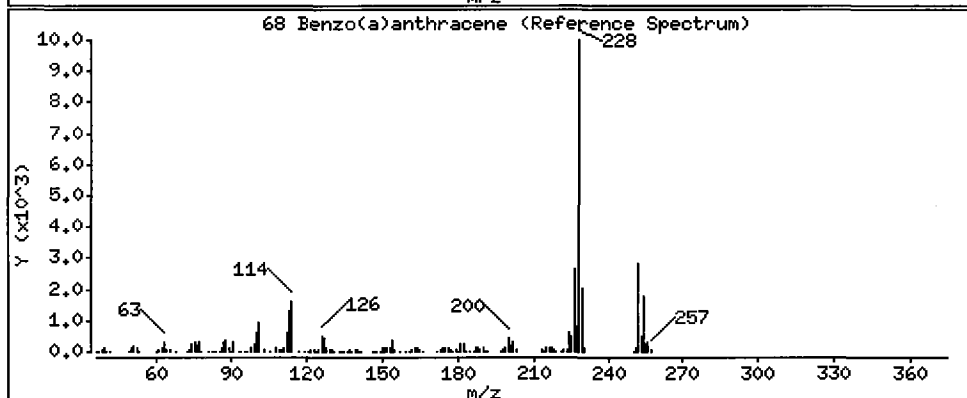
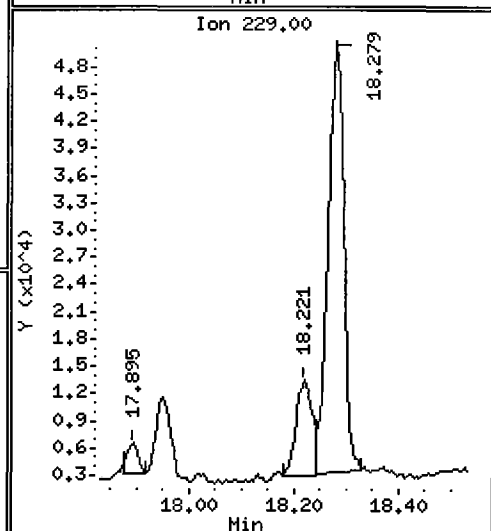
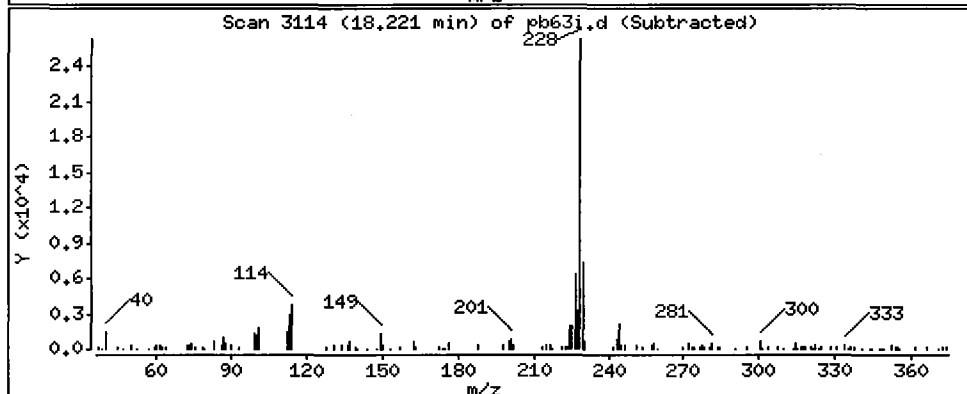
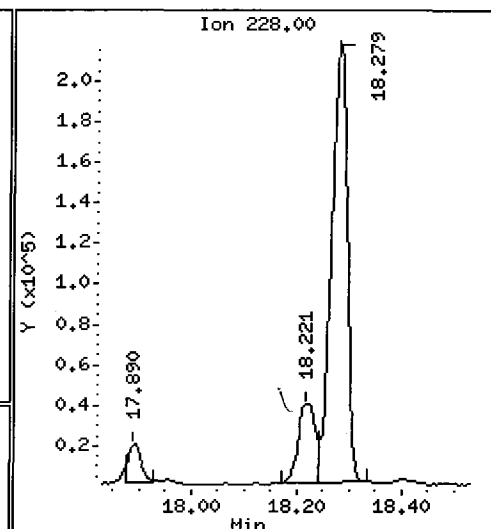
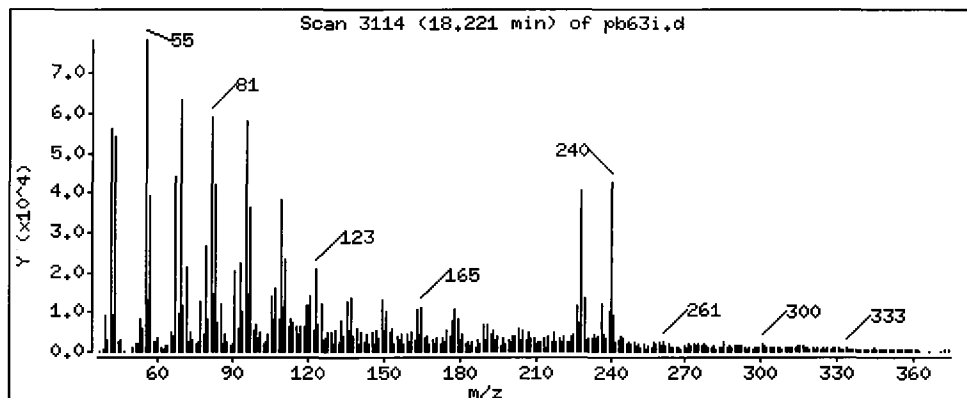
Operator: LJR/VTS

Column phase: ZB-5

Column diameter: 0.32

68 Benzo(a)anthracene

Concentration: 86.91 ug/kg



Date : 16-JUN-2009 19:01

Client ID: 3SED10-C

Instrument: nt6.i

Sample Info: PB63I

Volume Injected (uL): 1.0

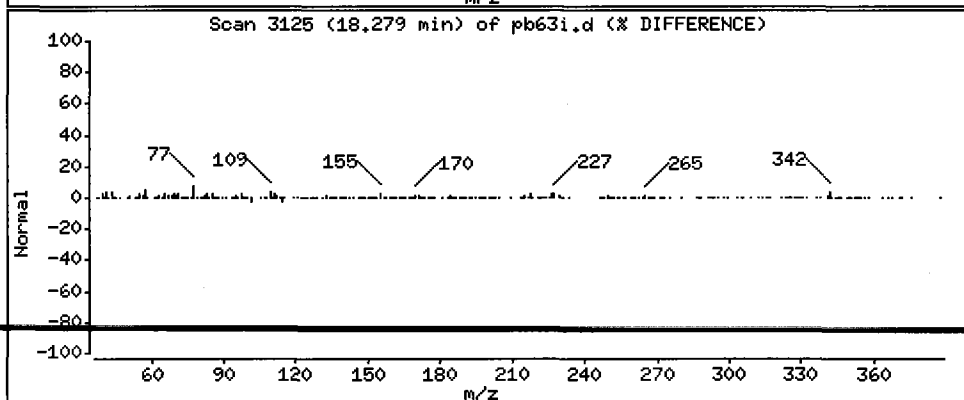
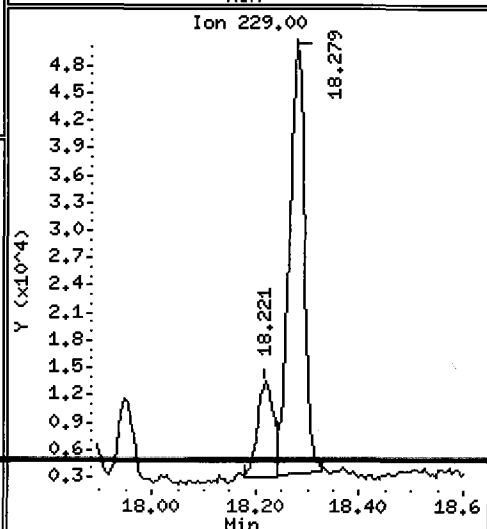
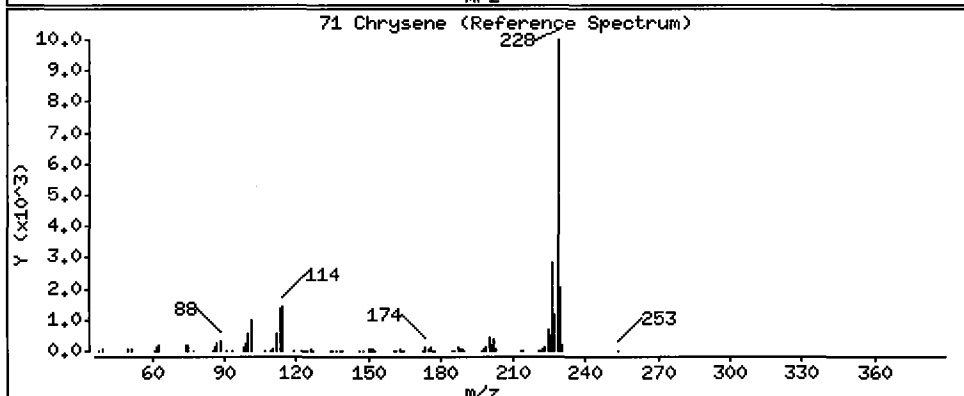
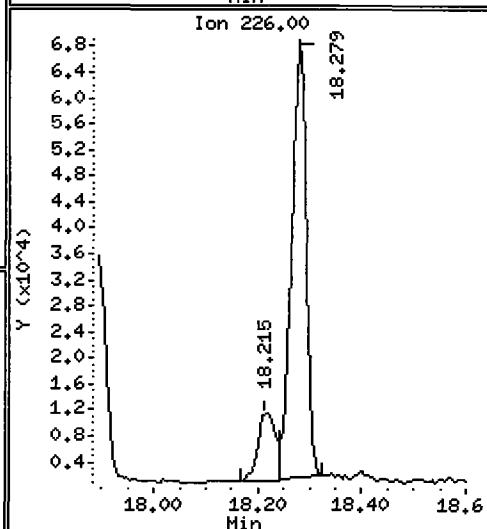
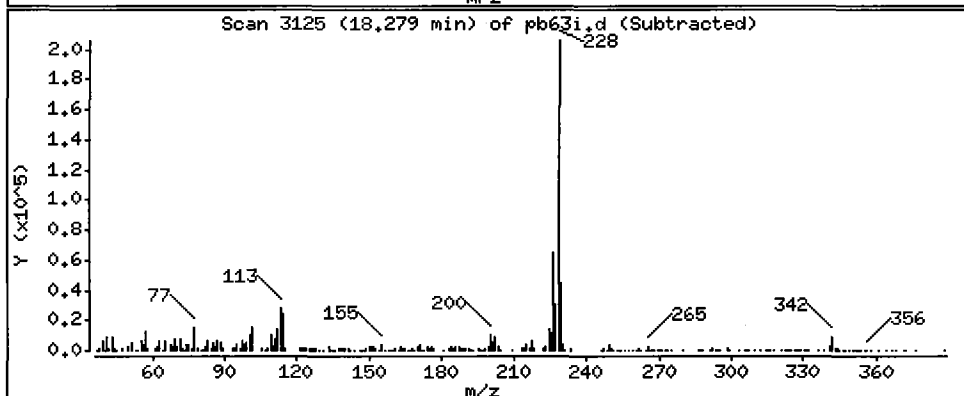
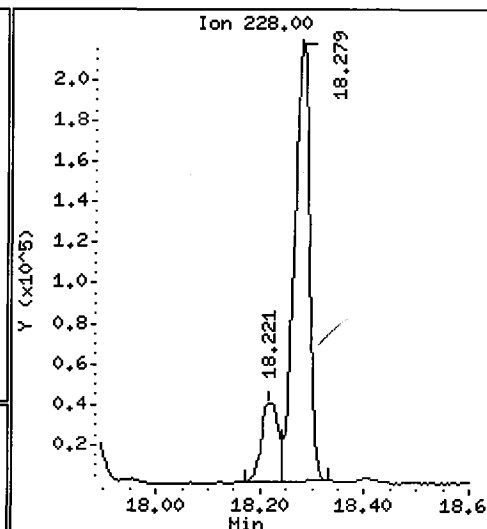
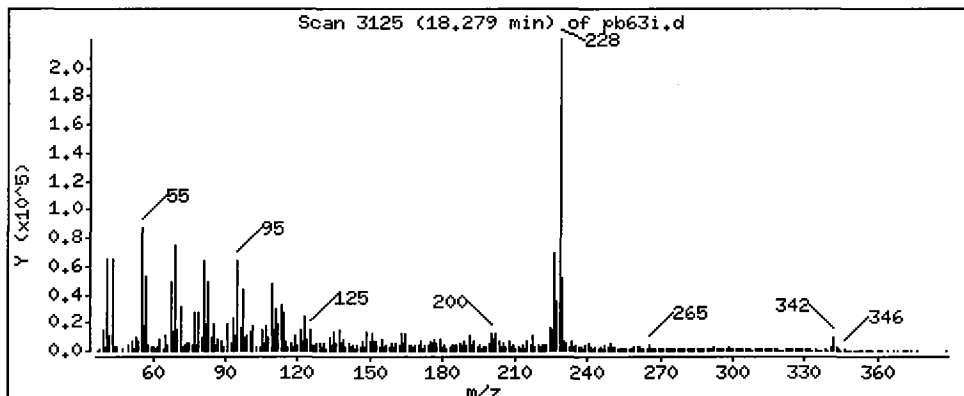
Operator: LJR/VTS

Column phase: ZB-5

Column diameter: 0.32

71 Chrysene

Concentration: 443.4 ug/kg



Date : 16-JUN-2009 19:01

Client ID: 3SED10-C

Instrument: nt6.i

Sample Info: PB63I

Volume Injected (uL): 1.0

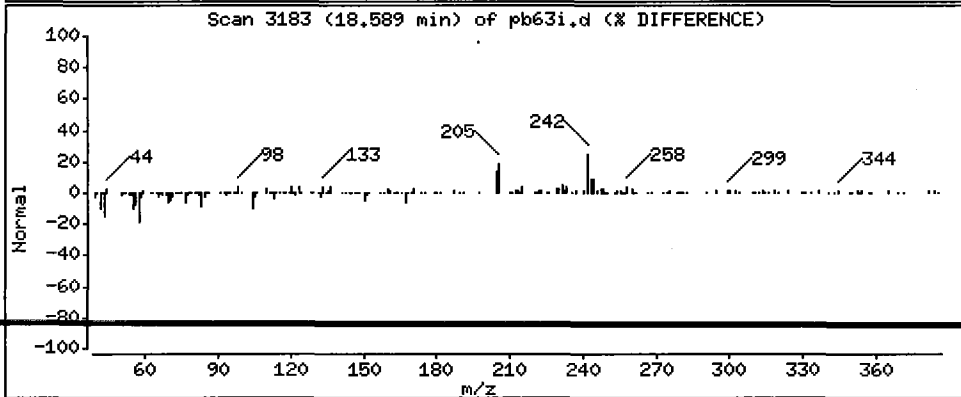
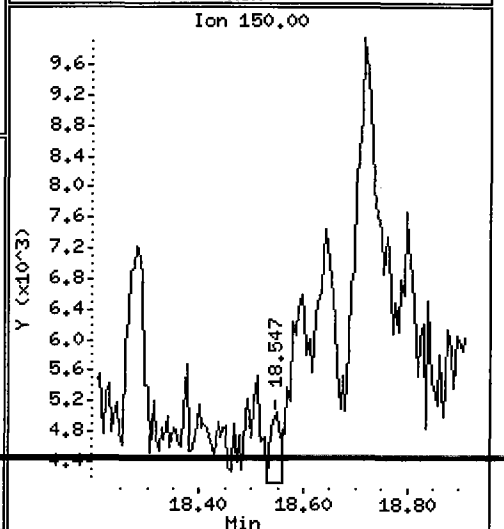
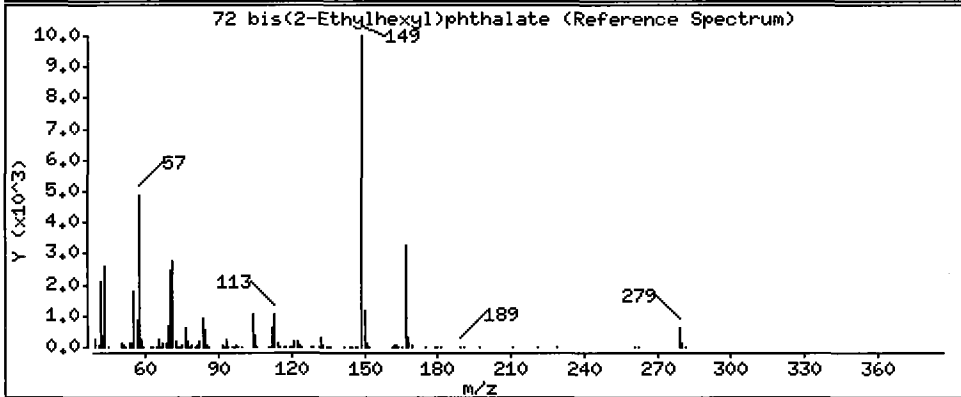
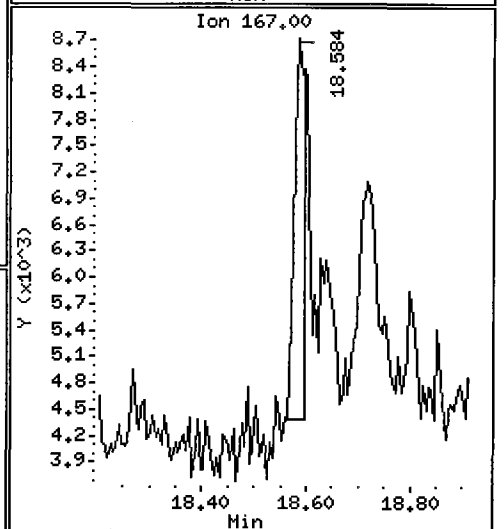
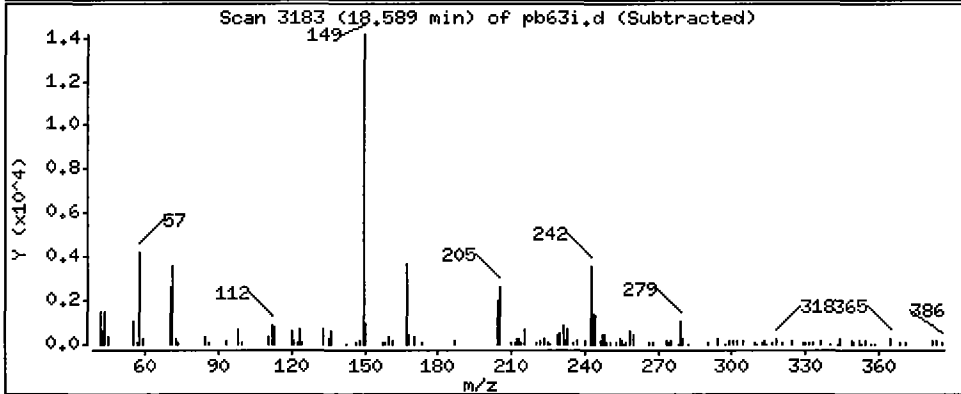
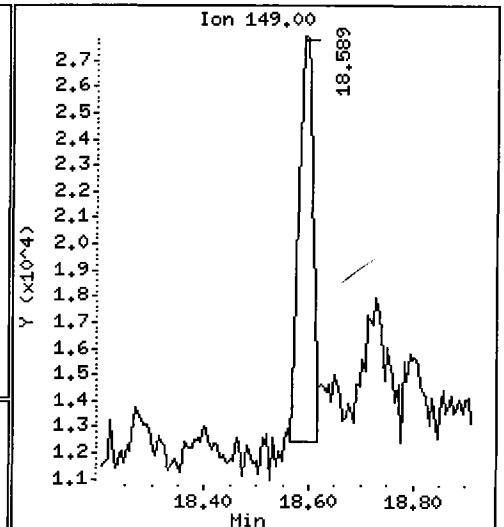
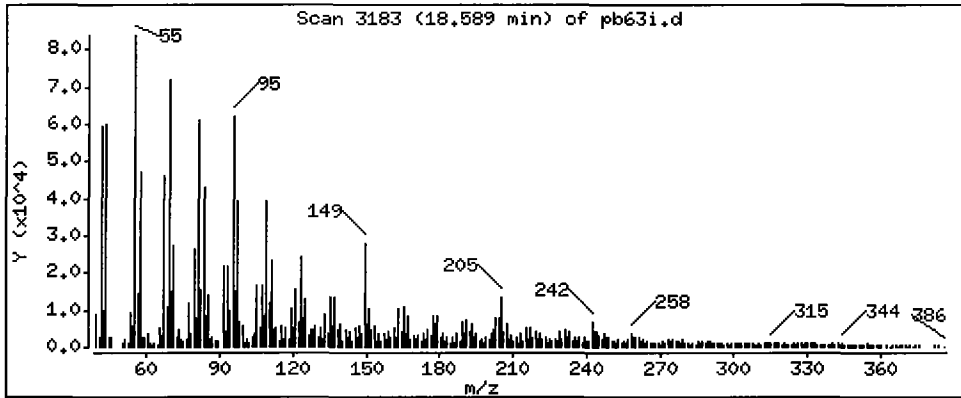
Operator: LJR/VTS

Column phase: ZB-5

Column diameter: 0.32

72 bis(2-Ethylhexyl)phthalate

Concentration: 46.89 ug/kg



Date : 16-JUN-2009 19:01

Client ID: 3SED10-C

Instrument: nt6.i

Sample Info: PB63I

Volume Injected (uL): 1.0

Operator: LJR/VTS

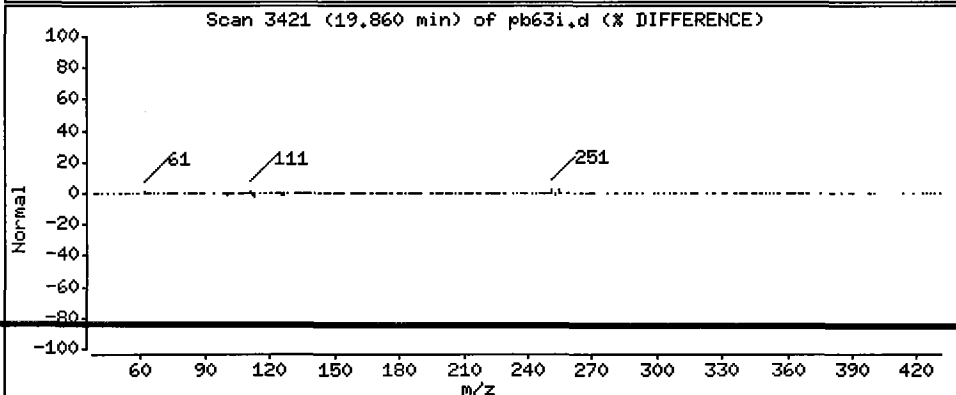
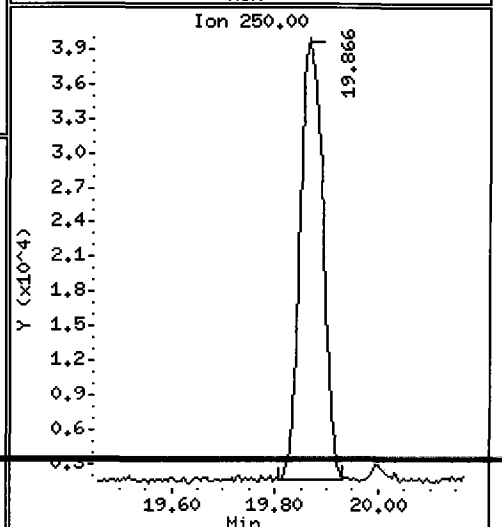
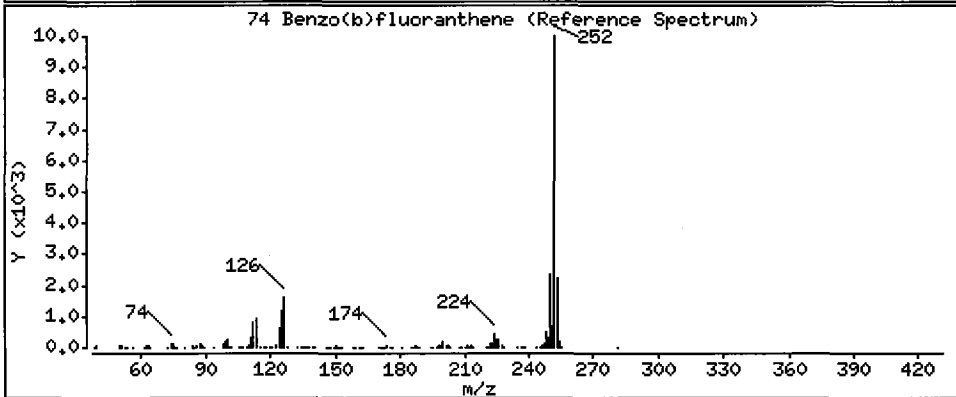
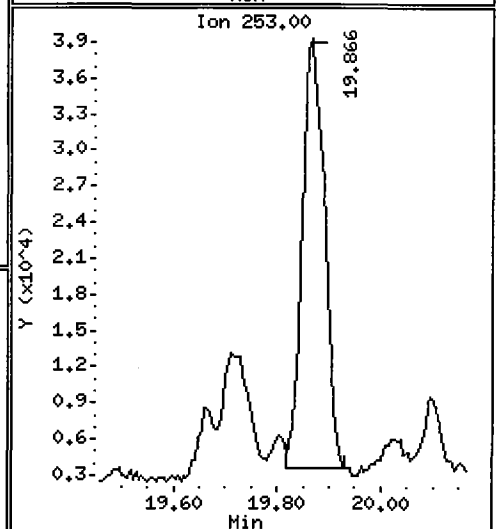
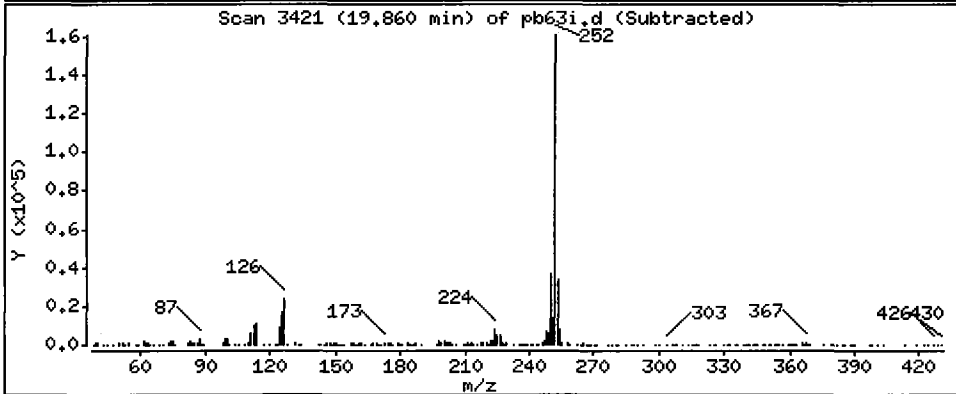
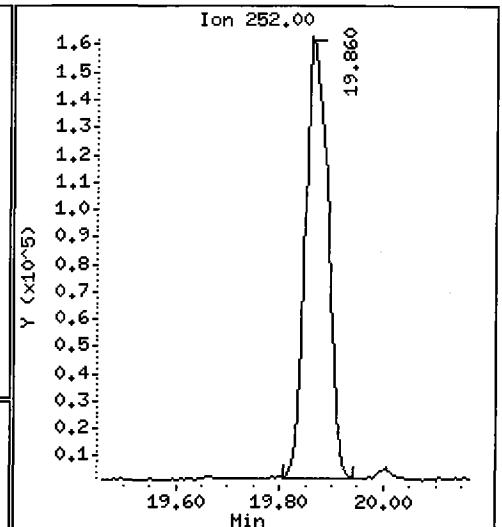
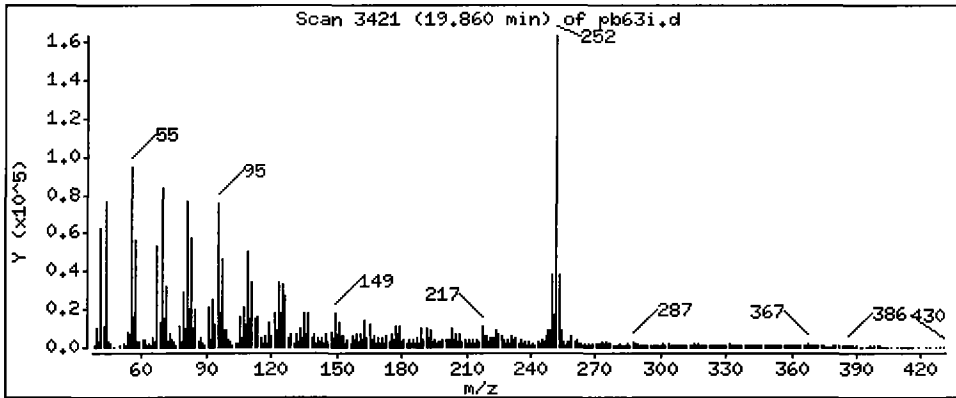
Column phase: ZB-5

Column diameter: 0.32

74 Benzo(b)fluoranthene

Concentration: 628.6 ug/kg

112



Date : 16-JUN-2009 19:01

Client ID: 3SED10-C

Instrument: nt6.i

Sample Info: PB63I

Volume Injected (uL): 1.0

Operator: LJR/VTS

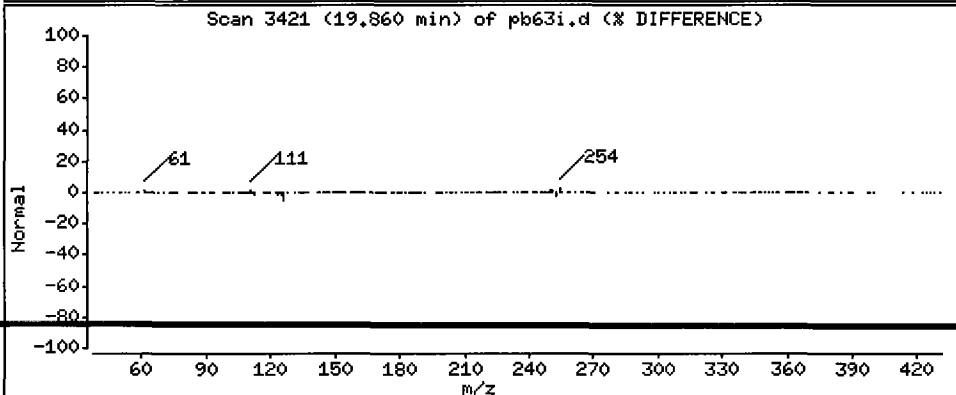
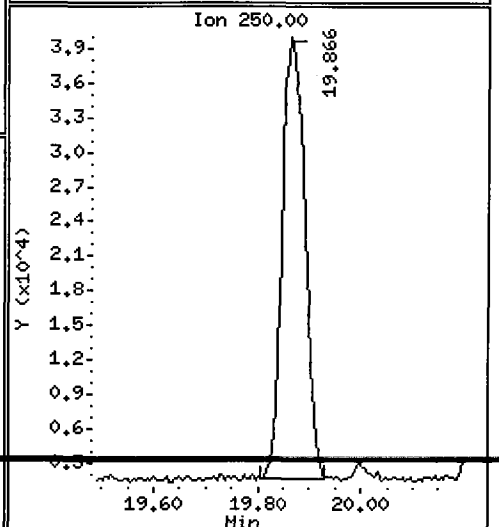
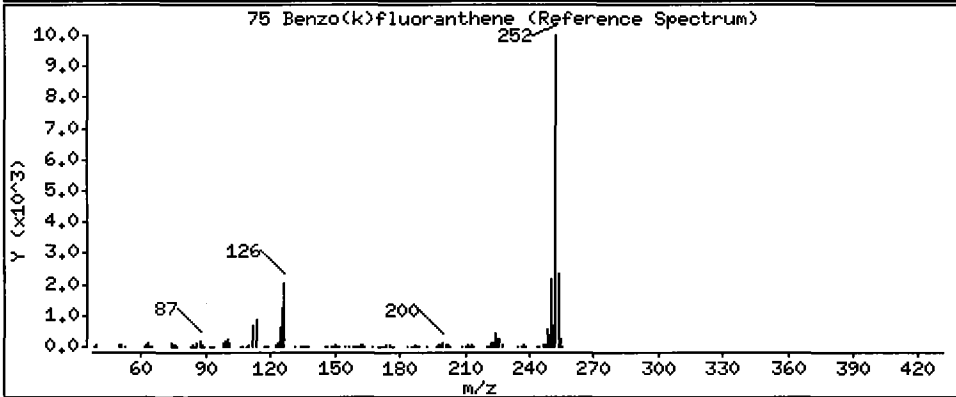
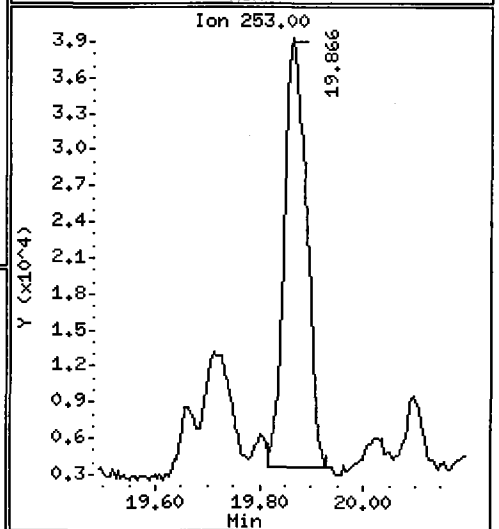
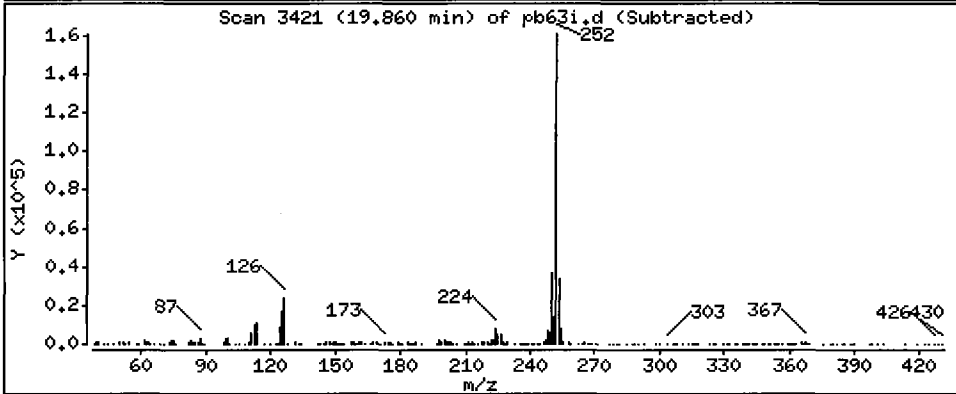
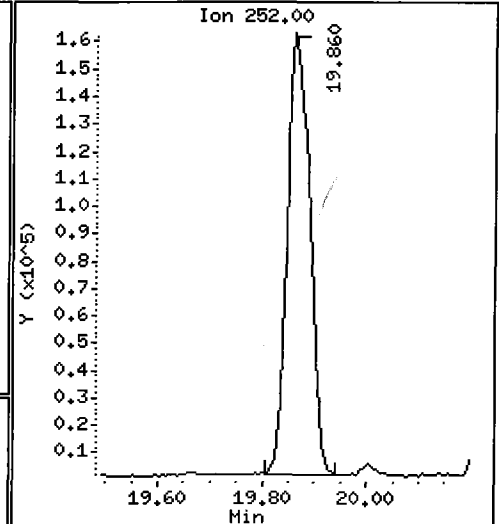
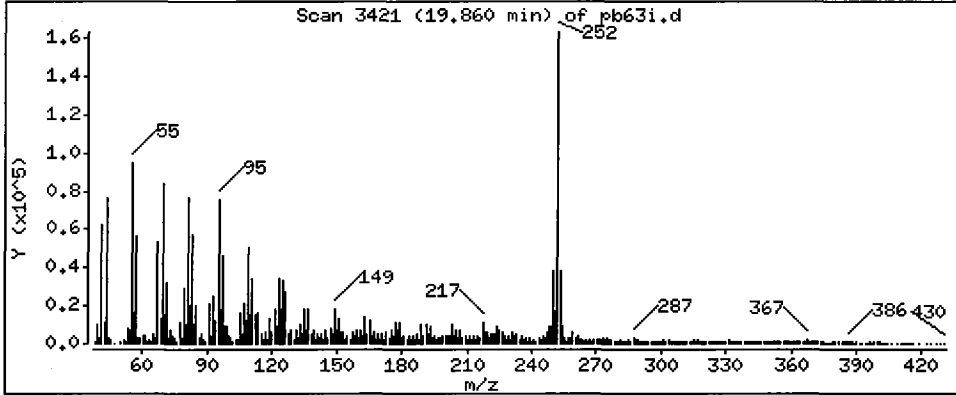
Column phase: ZB-5

Column diameter: 0.32

11c

75 Benzo(k)fluoranthene

Concentration: 612.0 ug/kg



Date : 16-JUN-2009 19:01

Client ID: 3SED10-C

Instrument: nt6.i

Sample Info: PB631

Volume Injected (uL): 1.0

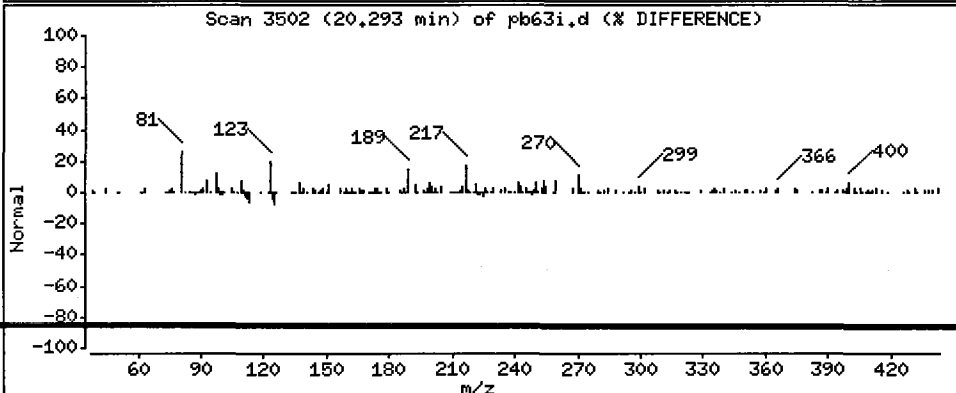
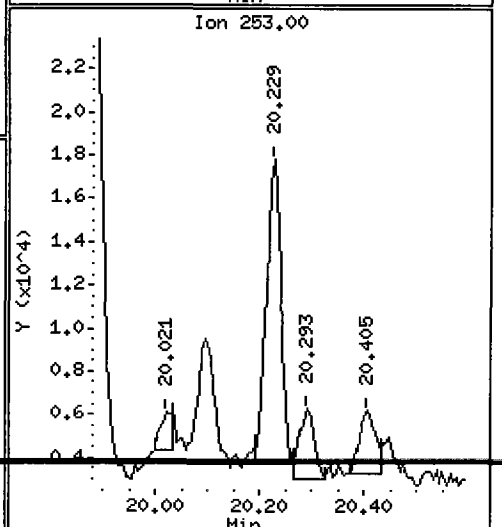
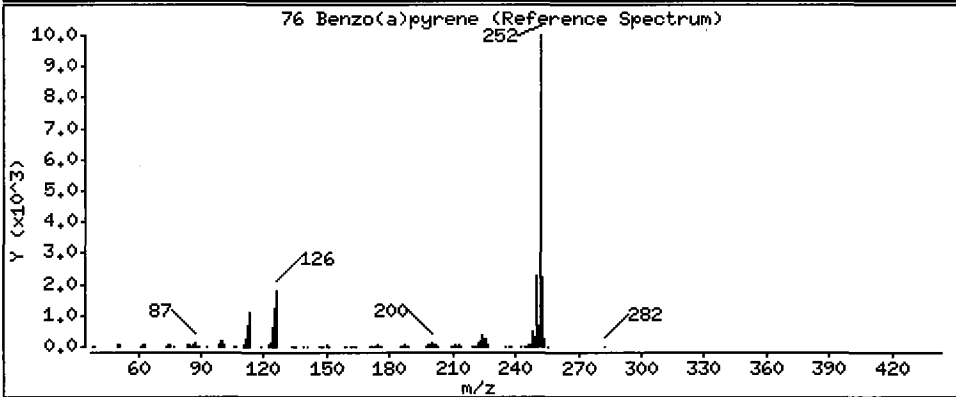
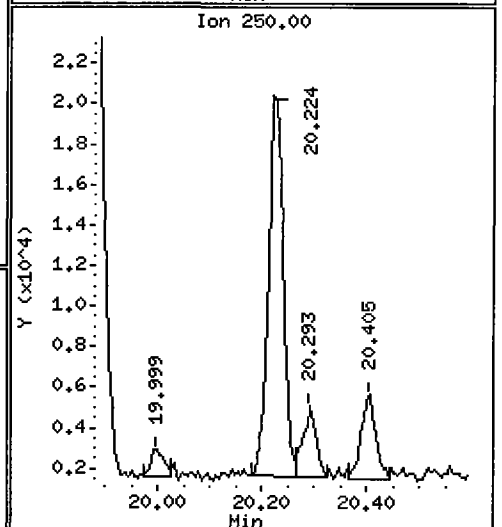
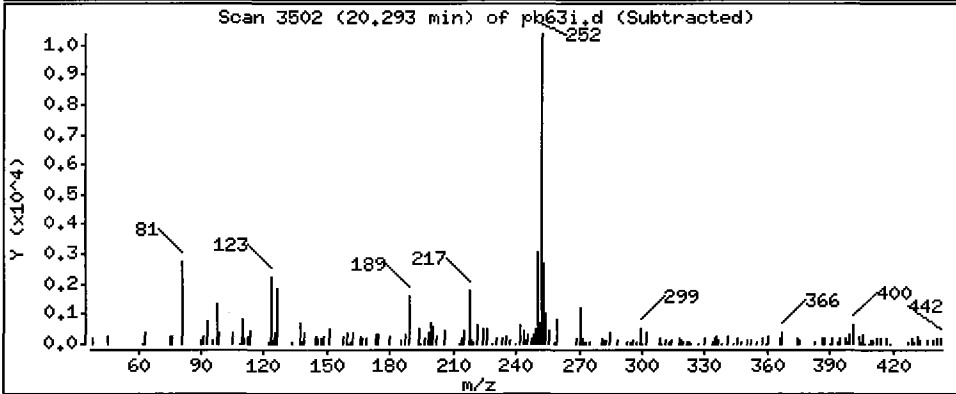
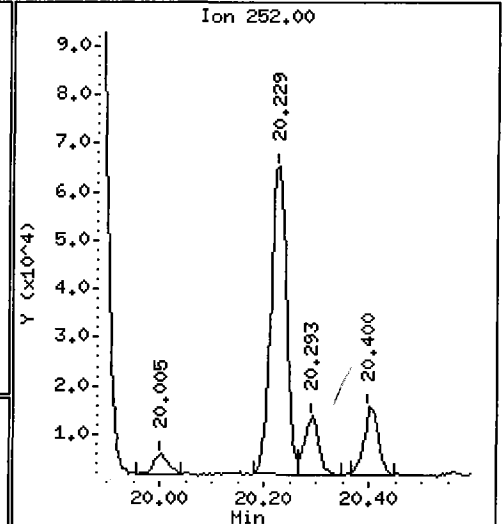
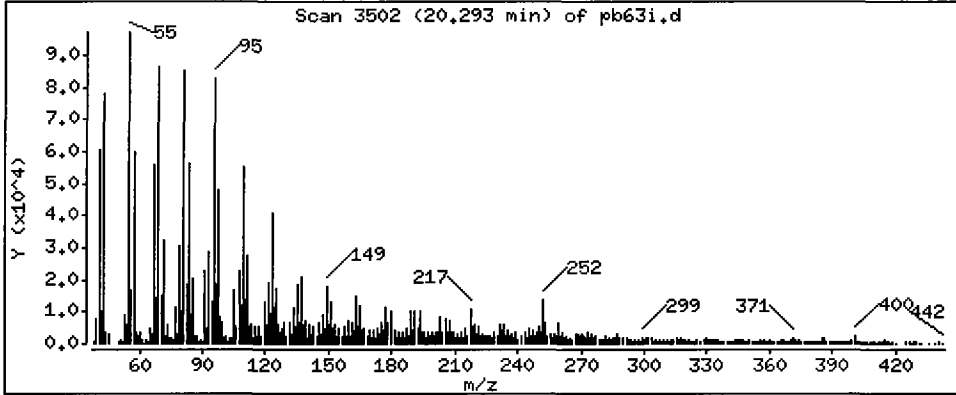
Operator: LJR/VTS

Column phase: ZB-5

Column diameter: 0.32

76 Benzo(a)pyrene

Concentration: 32.92 ug/kg



Date: 16-JUN-2009 19:01

Client ID: 3SED10-C

Instrument: nt6.i

Sample Info: PB63I

Volume Injected (uL): 1.0

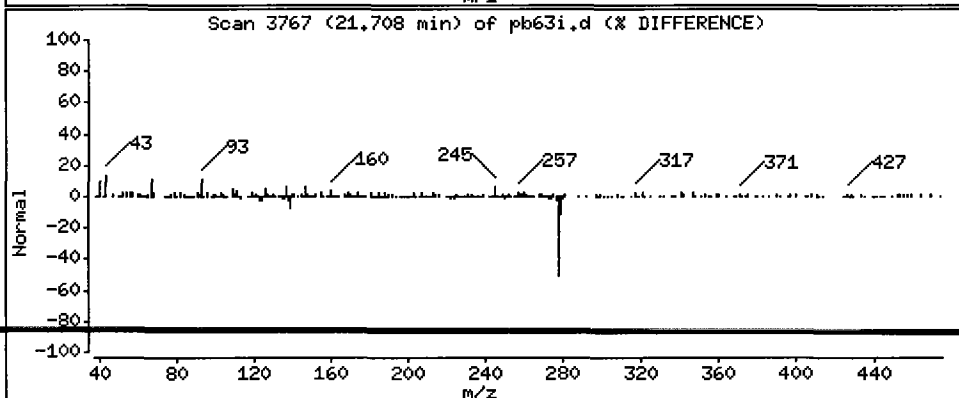
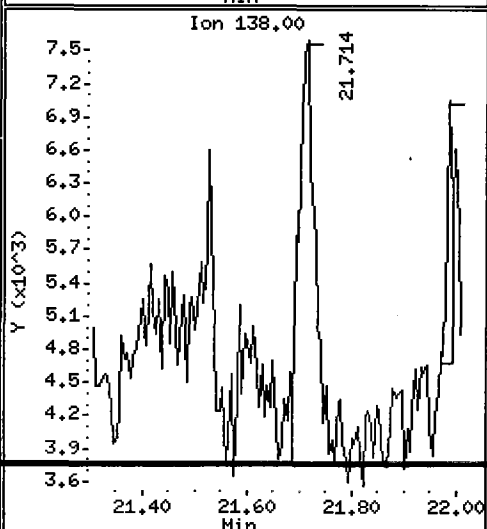
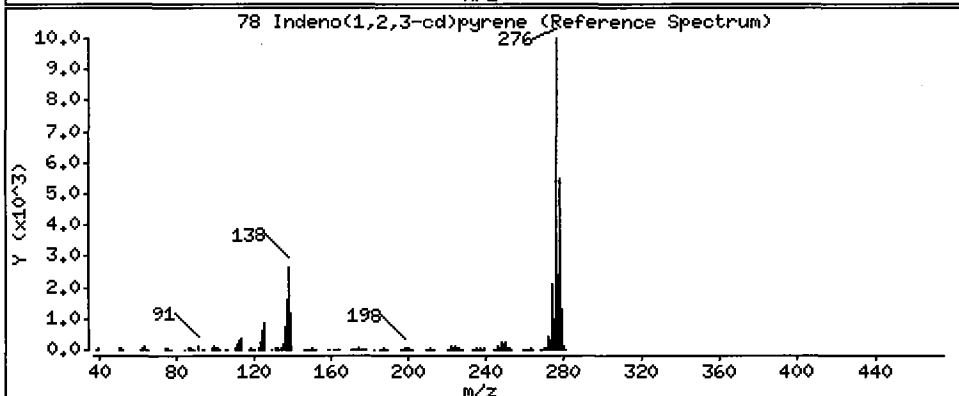
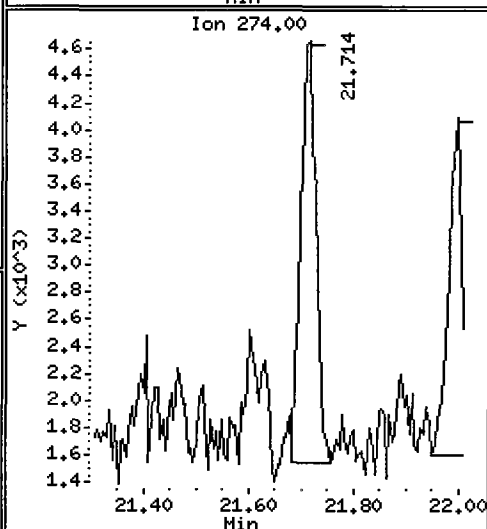
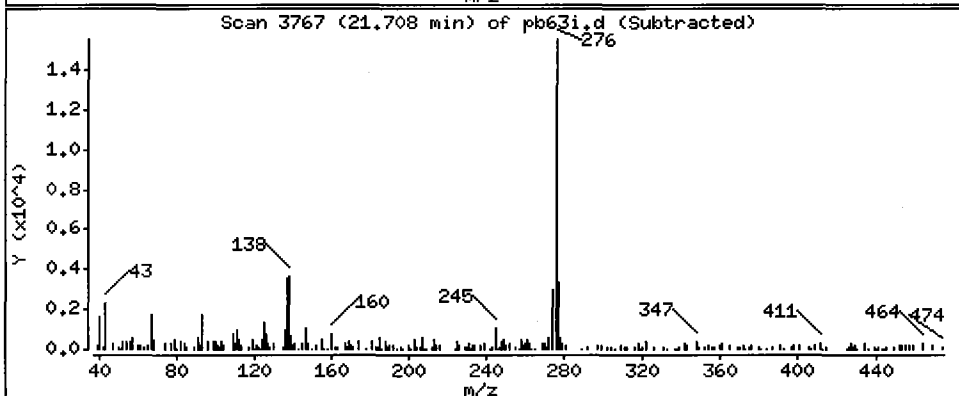
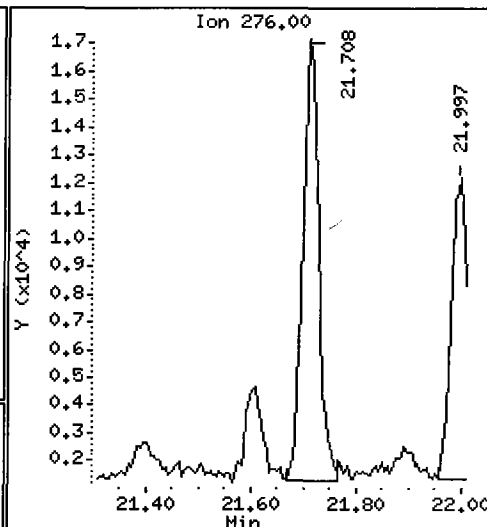
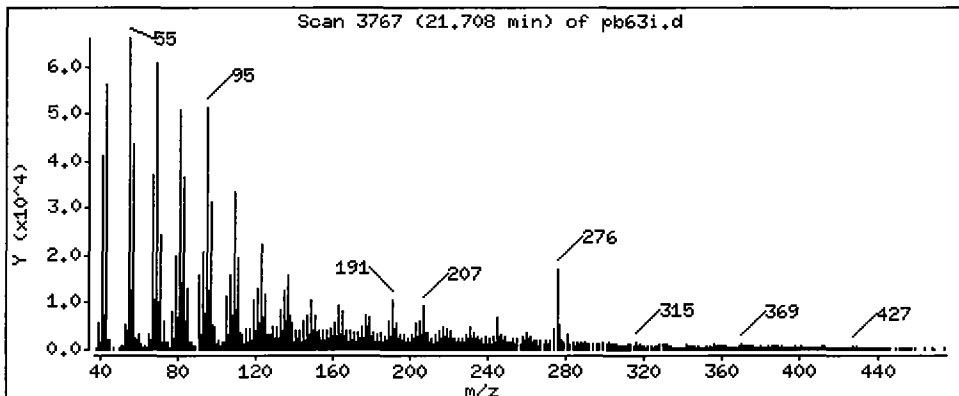
Operator: LJR/VTS

Column phase: ZB-5

Column diameter: 0.32

78 Indeno(1,2,3-cd)pyrene

Concentration: 35.30 ug/kg



Date : 16-JUN-2009 19:01

Client ID: 3SED10-C

Instrument: nt6.i

Sample Info: PB63I

Volume Injected (uL): 1.0

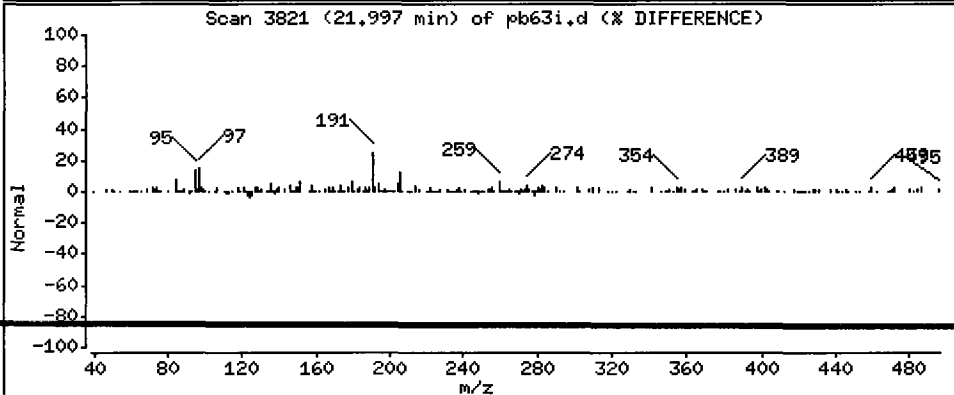
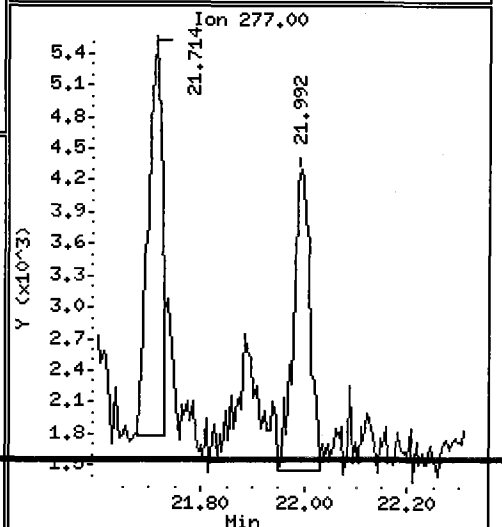
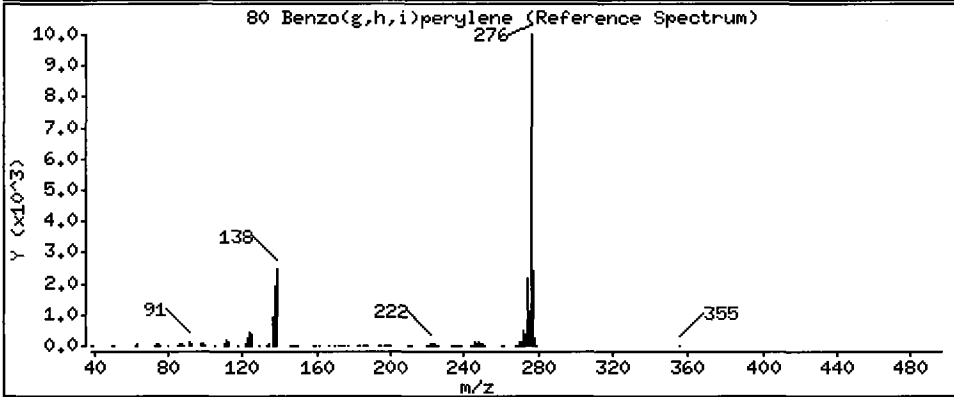
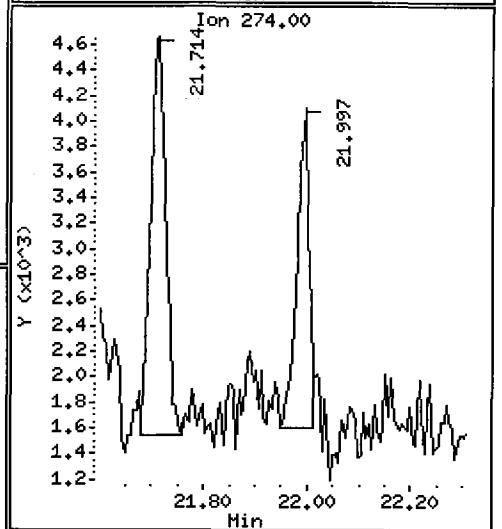
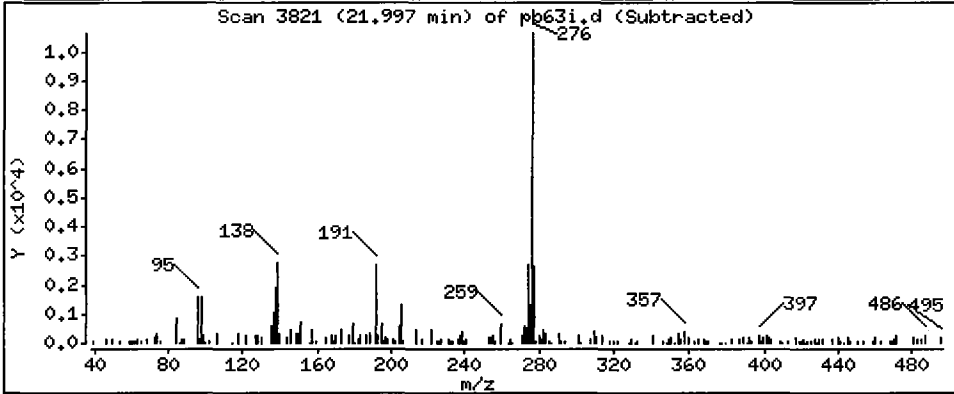
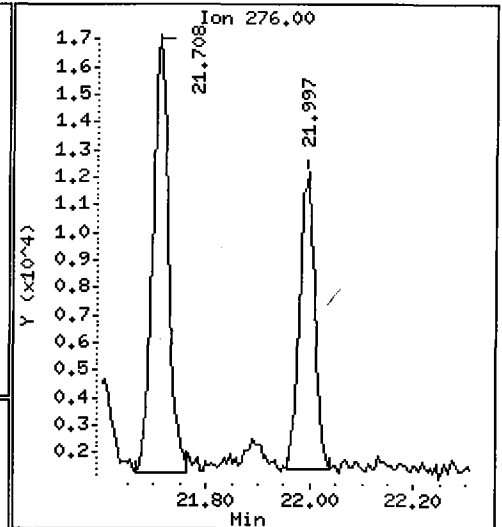
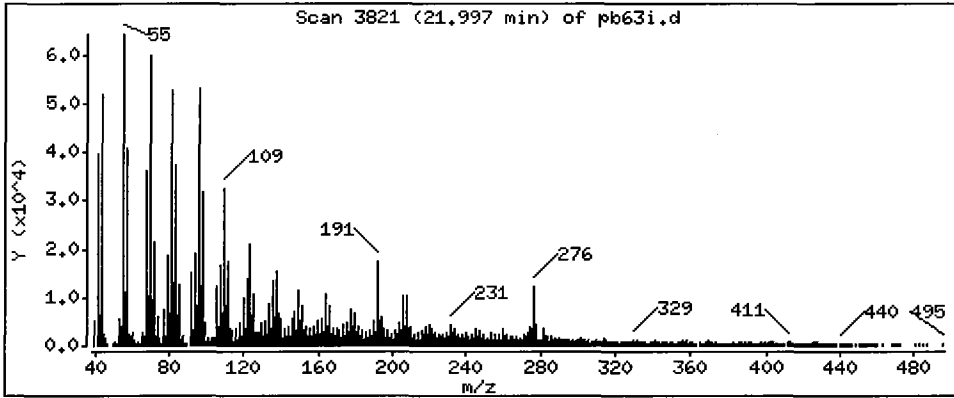
Operator: LJR/VTS

Column phase: ZB-5

Column diameter: 0.32

80 Benzo(g,h,i)perylene

Concentration: 27.44 ug/kg



Semivolatile Analysis
Standard Raw Data

prepared
for

ENVIROMENTAL SCIENCE CORP.

Project: JELD-WEN NORD DOOR, 008.0228.00017

ARI JOB NO: PB63

prepared
by

Analytical Resources, Inc.

6B
SEMIVOLATILE 8270-D INITIAL CALIBRATION DATA

Lab Name: ANALYTICAL RESOURCES, INC

Client: ESC

ARI Job No: PB63

Project: JELD-WEN NORD DOOR

Instrument ID: NT6

Calibration Date: 06/11/09

LAB FILE ID:	RRF1 =0010611A	RRF5 =0050611A	RRF10 =0100611	RRF25 =0100611	RRF40 =0100611	RRF80 =0100611		
	RRF25 =0250611	RRF40 =0400611						
COMPOUND	RRF 1	RRF 5	RRF 10	RRF 25	RRF 40	RRF 80	RRF	%RSD /R^2
Phenol	2.265	2.610	2.555	2.385	2.312	2.223	2.392	6.6
Bis(2-Chloroethyl) ether	1.850	1.945	1.869	1.793	1.701	1.674	1.805	5.8
2-Chlorophenol	1.446	1.637	1.620	1.488	1.454	1.418	1.510	6.2
1,3-Dichlorobenzene	1.684	1.781	1.701	1.616	1.555	1.530	1.644	5.8
1,4-Dichlorobenzene	1.625	1.767	1.706	1.635	1.582	1.566	1.647	4.6
1,2-Dichlorobenzene	1.655	1.722	1.696	1.565	1.550	1.511	1.616	5.3
Benzyl alcohol	1.012	1.232	1.150	1.159	1.085	1.079	1.120	6.9
2,2'-oxybis(1-Chloropropane)	2.171	2.457	2.310	2.248	2.155	2.076	2.236	6.0
2-Methylphenol	1.418	1.691	1.676	1.586	1.542	1.482	1.566	6.9
Hexachloroethane	0.702	0.823	0.802	0.758	0.759	0.724	0.761	6.0
N-Nitroso-di-n-propylamine	1.480	1.652	1.537	1.490	1.412	1.336	1.484	7.3
4-Methylphenol	1.451	1.758	1.681	1.617	1.571	1.527	1.601	6.9
Nitrobenzene	0.650	0.718	0.684	0.609	0.607	0.558	0.638	9.1
Isophorone	1.069	1.176	1.144	1.035	1.034	0.938	1.066	8.0
2-Nitrophenol		0.235	0.237	0.230	0.232	0.226	0.232	1.8
2,4-Dimethylphenol	0.476	0.533	0.547	0.502	0.516	0.477	0.508	5.7
Bis(2-Chloroethoxy)methane	0.587	0.636	0.613	0.585	0.568	0.536	0.588	6.0
2,4-Dichlorophenol	0.256	0.332	0.351	0.353	0.352	0.342	0.331	11.4
1,2,4-Trichlorobenzene	0.401	0.427	0.410	0.393	0.400	0.381	0.402	3.9
Naphthalene	1.245	1.284	1.256	1.149	1.143	1.056	1.189	7.3
Benzoic acid		0.260	0.304	0.320	0.360	0.344	0.318	12.2
4-Chloroaniline	0.467	0.547	0.528	0.516	0.525	0.492	0.512	5.6
Hexachlorobutadiene	0.229	0.232	0.230	0.223	0.217	0.219	0.225	2.8
4-Chloro-3-methylphenol		0.413	0.419	0.425	0.440	0.399	0.419	3.6
2-Methylnaphthalene	0.651	0.700	0.671	0.641	0.632	0.592	0.648	5.7
Hexachlorocyclopentadiene		0.200	0.253	0.326	0.384	0.385	0.310	0.991
2,4,6-Trichlorophenol		0.422	0.434	0.414	0.442	0.422	0.427	2.6
2,4,5-Trichlorophenol		0.422	0.433	0.431	0.457	0.444	0.437	3.1
2-Chloronaphthalene	1.288	1.439	1.360	1.316	1.298	1.288	1.332	4.5
2-Nitroaniline		0.568	0.552	0.568	0.552	0.529	0.554	2.9
Acenaphthylene	1.909	2.170	2.062	1.994	1.922	1.869	1.988	5.7
Dimethylphthalate	1.391	1.604	1.525	1.410	1.453	1.371	1.459	6.2
2,6-Dinitrotoluene		0.323	0.316	0.313	0.322	0.312	0.317	1.6
Acenaphthene	1.270	1.358	1.326	1.194	1.217	1.161	1.254	6.2
3-Nitroaniline		0.366	0.359	0.354	0.375	0.357	0.362	2.4
2,4-Dinitrophenol		0.045	0.085	0.131	0.172	0.184	0.123	0.996
Dibenzofuran	1.818	1.991	1.861	1.765	1.776	1.665	1.813	6.0

<- Outside QC limits: %RSD <20% or R^2 > 0.990

6C
SEMIVOLATILE 8270-D INITIAL CALIBRATION DATA

Lab Name: ANALYTICAL RESOURCES, INC

Client: ESC

ARI Job No: PB63

Project: JELD-WEN NORD DOOR

Instrument ID: NT6

Calibration Date: 06/11/09

LAB FILE ID:	RRF1 =0010611A	RRF5 =0050611A	RRF10 =0100611	RRF25 =0100611	RRF40 =0100611	RRF80 =0100611	RRF25 =0250611	RRF40 =0400611	RRF80 =0800611
COMPOUND	RRF 1	RRF 5	RRF 10	RRF 25	RRF 40	RRF 80	RRF	%RSD /R^2	
4-Nitrophenol		0.206	0.225	0.232	0.249	0.241	0.231	7.2	
2,4-Dinitrotoluene		0.418	0.410	0.402	0.421	0.406	0.411	1.9	
Fluorene	1.462	1.602	1.529	1.441	1.478	1.383	1.482	5.1	
4-Chlorophenyl-phenylether	0.751	0.787	0.751	0.684	0.724	0.692	0.732	5.4	
Diethylphthalate	1.330	1.415	1.382	1.301	1.286	1.254	1.328	4.6	
4-Nitroaniline		0.325	0.330	0.304	0.332	0.317	0.322	3.5	
4,6-Dinitro-2-methylphenol		0.118	0.142	0.157	0.167	0.169	0.151	14.0	
N-Nitrosodiphenylamine (1)	0.612	0.674	0.656	0.620	0.593	0.589	0.624	5.5	
4-Bromophenyl-phenylether	0.231	0.272	0.262	0.262	0.246	0.253	0.254	5.8	
Hexachlorobenzene	0.256	0.278	0.261	0.261	0.245	0.255	0.259	4.2	
Pentachlorophenol		0.095	0.106	0.122	0.130	0.140	0.119	15.3	
Phenanthrene	1.295	1.380	1.341	1.256	1.198	1.148	1.270	6.9	
Anthracene	1.326	1.383	1.356	1.274	1.220	1.163	1.287	6.6	
Carbazole	1.060	1.135	1.112	1.070	0.978	0.992	1.058	6.0	
Di-n-butylphthalate	1.190	1.392	1.345	1.319	1.198	1.148	1.265	7.9	
Fluoranthene	1.250	1.448	1.384	1.308	1.216	1.169	1.296	8.1	
Pyrene	1.612	1.819	1.706	1.767	1.613	1.423	1.657	8.5	
Butylbenzylphthalate	0.624	0.718	0.705	0.714	0.658	0.595	0.669	7.8	
Benzo(a)anthracene	1.451	1.559	1.541	1.529	1.402	1.375	1.476	5.3	
3,3'-Dichlorobenzidine		0.596	0.563	0.509	0.518	0.519	0.541	6.9	
Chrysene	1.444	1.482	1.446	1.445	1.319	1.345	1.414	4.6	
bis(2-Ethylhexyl)phthalate	0.559	0.691	0.659	0.655	0.614	0.544	0.620	9.5	
Di-n-octylphthalate	1.142	1.179	1.134	1.076	1.000	0.936	1.078	8.7	
Benzo(b)fluoranthene	1.322	1.410	1.585	1.495	1.546	1.337	1.449	7.6	
Benzo(k)fluoranthene	1.541	1.792	1.471	1.406	1.341	1.380	1.488	11.1	
Benzo(a)pyrene	1.265	1.386	1.355	1.297	1.320	1.248	1.312	4.0	
Indeno(1,2,3-cd)pyrene	1.654	1.794	1.728	1.752	1.749	1.817	1.749	3.3	
Dibenzo(a,h)anthracene	1.196	1.391	1.367	1.303	1.341	1.369	1.328	5.3	
Benzo(g,h,i)perylene	1.422	1.577	1.555	1.544	1.521	1.552	1.528	3.6	
N-Nitrosodimethylamine		1.372	1.327	1.282	1.192	1.163	1.267	7.0	
Aniline		3.358	3.140	3.033	2.861	2.774	3.033	7.6	
Benzidine		0.862	0.828	0.758	0.709	0.640	0.759	11.8	
Pyridine		2.266	2.228	2.208	2.111	2.055	2.174	4.0	
1-methylnaphthalene	0.621	0.676	0.645	0.606	0.606	0.566	0.620	6.0	
Azobenzene (1,2-DP-Hydrazine)	2.044	2.356	2.243	2.111	2.088	1.911	2.126	7.3	
2-Fluorophenol		1.783	1.701	1.642	1.589	1.529	1.649	6.0	

(1) Cannot be separated from Diphenylamine
 <- Outside QC limits: %RSD <20% or R^2 > 0.990

Analytical Resources, Inc.

INITIAL CALIBRATION DATA

Start Cal Date : 11-JUN-2009 10:27
 End Cal Date : 11-JUN-2009 14:21
 Quant Method : ISTD
 Origin : Disabled
 Target Version : 3.50
 Integrator : HP RTE
 Method file : /chem1/nt6.i/20090611.b/ddt.b/SW846.m
 Cal Date : 11-Jun-2009 16:21 jeff
 Curve Type : Average

Calibration File Names:

Level 1: /chem1/nt6.i/20090611.b/0010611a.d
 Level 2: /chem1/nt6.i/20090611.b/0050611a.d
 Level 3: /chem1/nt6.i/20090611.b/0100611.d
 Level 4: /chem1/nt6.i/20090611.b/0250611.d
 Level 5: /chem1/nt6.i/20090611.b/0400611.d
 Level 6: /chem1/nt6.i/20090611.b/0800611.d

Compound	1.000 Level 1	5.000 Level 2	10.000 Level 3	25.000 Level 4	40.000 Level 5	80.000 Level 6	RRF	% RSD	
186 Carbaryl	+++++	+++++	+++++	+++++	+++++	+++++	+++++	+++++	<-
179 n-Decane	1.93648	2.02034	1.93691	1.81518	1.73957	1.70040	1.85815	6.783	
180 n-Octadecane	0.63447	0.69900	0.68249	0.65372	0.61449	0.58443	0.64476	6.619	
169 4-tert-Butylphenol	+++++	+++++	+++++	+++++	+++++	+++++	+++++	+++++	<-
170 N,N-Dimethylaniline	+++++	+++++	+++++	+++++	+++++	+++++	+++++	+++++	<-
171 2,3-Dimethylaniline	+++++	+++++	+++++	+++++	+++++	+++++	+++++	+++++	<-
172 2,4-Dimethylaniline	+++++	+++++	+++++	+++++	+++++	+++++	+++++	+++++	<-
173 2,5-Dimethylaniline	+++++	+++++	+++++	+++++	+++++	+++++	+++++	+++++	<-
174 2,6-Dimethylaniline	+++++	+++++	+++++	+++++	+++++	+++++	+++++	+++++	<-
175 3,4-Dimethylaniline	+++++	+++++	+++++	+++++	+++++	+++++	+++++	+++++	<-
176 3,5-Dimethylaniline	+++++	+++++	+++++	+++++	+++++	+++++	+++++	+++++	<-
177 p-Benzoquinone	+++++	+++++	+++++	+++++	+++++	+++++	+++++	+++++	<-
168 Pentachlorobenzene	0.54637	0.57565	0.53806	0.50207	0.51901	0.50261	0.53063	5.374	
145 4,4'-DDE	+++++	+++++	+++++	+++++	+++++	+++++	+++++	+++++	<-
146 4,4'-DDD	+++++	+++++	+++++	+++++	+++++	+++++	+++++	+++++	<-
147 4,4'-DDT	+++++	+++++	+++++	+++++	+++++	+++++	+++++	+++++	<-
148 Dieldrin	+++++	+++++	+++++	+++++	+++++	+++++	+++++	+++++	<-
149 TCMX	+++++	+++++	+++++	+++++	+++++	+++++	+++++	+++++	<-
150 DCBP	+++++	+++++	+++++	+++++	+++++	+++++	+++++	+++++	<-
138 Chlorobenzilate	+++++	+++++	+++++	+++++	+++++	+++++	+++++	+++++	<-
139 Isodrin	+++++	+++++	+++++	+++++	+++++	+++++	+++++	+++++	<-

Analytical Resources, Inc.

INITIAL CALIBRATION DATA

Start Cal Date : 11-JUN-2009 10:27
 End Cal Date : 11-JUN-2009 14:21
 Quant Method : ISTD
 Origin : Disabled
 Target Version : 3.50
 Integrator : HP RTE
 Method file : /chem1/nt6.i/20090611.b/ddt.b/SW846.m
 Cal Date : 11-Jun-2009 16:21 jeff
 Curve Type : Average

Compound	1.000 Level 1	5.000 Level 2	10.000 Level 3	25.000 Level 4	40.000 Level 5	80.000 Level 6	RRF	% RSD	
140 Diallate A	++++	++++	++++	++++	++++	++++	++++	++++	<-
141 Diallate B	++++	++++	++++	++++	++++	++++	++++	++++	<-
142 1,2-Dibromo-3-Chloropropane	++++	++++	++++	++++	++++	++++	++++	++++	<-
135 2,3,5,6-Tetrachlorophenol	++++	++++	++++	++++	++++	++++	++++	++++	<-
136 2,3,4,5-tetrachlorophenol	++++	++++	++++	++++	++++	++++	++++	++++	<-
133 Butylatedhydroxytoluene	1.18630	1.23671	1.19275	1.13261	1.09394	1.07877	1.15351	5.359	
132 3,6-Dimethylphenanthrene	++++	++++	++++	++++	++++	++++	++++	++++	<-
131 1-Methylphenanthrene	++++	++++	++++	++++	++++	++++	++++	++++	<-
130 Dibenzothiophene	++++	++++	++++	++++	++++	++++	++++	++++	<-
129 1-Methylfluorene	++++	++++	++++	++++	++++	++++	++++	++++	<-
128 N-Hexadecane	++++	++++	++++	++++	++++	++++	++++	++++	<-
127 2-Isopropyl-naphthalene	++++	++++	++++	++++	++++	++++	++++	++++	<-
126 N-Tetradecane	++++	++++	++++	++++	++++	++++	++++	++++	<-
144 alpha-Terpineol	0.35631	0.38680	0.37345	0.35734	0.35653	0.32786	0.35971	5.510	
125 Safrole	++++	++++	++++	++++	++++	++++	++++	++++	<-
124 3,4-Dimethylphenol	++++	++++	++++	++++	++++	++++	++++	++++	<-
123 Acetophenone	2.14252	2.45076	2.32833	2.15112	2.09332	1.96048	2.18776	7.993	
122 Furfuraldehyde	++++	++++	++++	++++	++++	++++	++++	++++	<-
143 1,4-Dioxane	0.83927	0.89623	0.86543	0.86821	0.78994	0.86418	0.85388	4.235	
121 Quinoline	++++	++++	++++	++++	++++	++++	++++	++++	<-
120 2,3,4,6-Tetrachlorophenol	++++	++++	++++	++++	++++	++++	++++	++++	<-
178 2-Benzyl-4-Chlorophenol	++++	++++	++++	++++	++++	++++	++++	++++	<-
119 7,12-Dimethylbenz(a)anthracen	++++	++++	++++	++++	++++	++++	++++	++++	<-
118 Triphenyl Phosphate	0.22409	0.23922	0.23167	0.22604	0.22042	0.20321	0.22411	5.427	
117 Butyl Diphenyl Phosphate	0.29348	0.39306	0.36139	0.38486	0.35012	0.31416	0.34951	11.210	
116 Dibutyl Phenyl Phosphate	0.55840	0.66353	0.64744	0.64715	0.60990	0.60415	0.62176	6.235	
115 Tributyl Phosphate	1.15650	1.31263	1.26356	1.23512	1.12969	1.07756	1.19585	7.450	
114 Beta-Pinene	++++	++++	++++	++++	++++	++++	++++	++++	<-
113 Diphenyl Oxide	++++	0.95514	0.91628	0.89265	0.88559	0.87004	0.90394	3.664	

Analytical Resources, Inc.

INITIAL CALIBRATION DATA

Start Cal Date : 11-JUN-2009 10:27
 End Cal Date : 11-JUN-2009 14:21
 Quant Method : ISTD
 Origin : Disabled
 Target Version : 3.50
 Integrator : HP RTE
 Method file : /chem1/nt6.i/20090611.b/ddt.b/SW846.m
 Cal Date : 11-Jun-2009 16:21 jeff
 Curve Type : Average

Compound	1.000 Level 1	5.000 Level 2	10.000 Level 3	25.000 Level 4	40.000 Level 5	80.000 Level 6	RRF	% RSD
112 Biphenyl	++++	1.98994	1.85741	1.77575	1.71055	1.64707	1.79614	7.432
111 Azobenzene (1,2-DP-Hydrazine)	2.04425	2.35569	2.24262	2.11099	2.08831	1.91067	2.12542	7.321
110 Tetrachloroguaiacol	++++	++++	++++	++++	++++	++++	++++	++++ <-
109 3,4,5-Trichloroguaiacol	++++	++++	++++	++++	++++	++++	++++	++++ <-
181 3,4,6-Trichloroguaiacol	++++	++++	++++	++++	++++	++++	++++	++++ <-
108 4,5,6-Trichloroguaiacol	++++	++++	++++	++++	++++	++++	++++	++++ <-
184 3,4-Dichloroguaiacol	++++	++++	++++	++++	++++	++++	++++	++++ <-
107 4,5-Dichloroguaiacol	++++	++++	++++	++++	++++	++++	++++	++++ <-
182 4,6-Dichloroguaiacol	++++	++++	++++	++++	++++	++++	++++	++++ <-
185 4-Chloroguaiacol	++++	++++	++++	++++	++++	++++	++++	++++ <-
106 Guaiacol	++++	++++	++++	++++	++++	++++	++++	++++ <-
105 1-methylnaphthalene	0.62132	0.67609	0.64493	0.60641	0.60656	0.56618	0.62025	6.046
151 1,2,4,5-Tetrachlorobenzene	++++	++++	++++	++++	++++	++++	++++	++++ <-
152 Benzo(e)pyrene	++++	++++	++++	++++	++++	++++	++++	++++ <-
153 Chlorpyrifos	++++	++++	++++	++++	++++	++++	++++	++++ <-
154 Diazinon	++++	++++	++++	++++	++++	++++	++++	++++ <-
155 Kelthane	++++	++++	++++	++++	++++	++++	++++	++++ <-
156 Methyl Parathion	++++	++++	++++	++++	++++	++++	++++	++++ <-
157 Ethyl Parathion	++++	++++	++++	++++	++++	++++	++++	++++ <-
158 Ethion	++++	++++	++++	++++	++++	++++	++++	++++ <-
159 4-Nonylphenol	++++	++++	++++	++++	++++	++++	++++	++++ <-
160 Tetraethyl Tin	++++	++++	++++	++++	++++	++++	++++	++++ <-
161 1,2,3-Trichloronaphthalene	++++	++++	++++	++++	++++	++++	++++	++++ <-
162 1,2,3,4-Tetrachloronaphthalene	++++	++++	++++	++++	++++	++++	++++	++++ <-
163 1,2,3,5,8-Pentachloronaphthal	++++	++++	++++	++++	++++	++++	++++	++++ <-
164 1,2,3,4,6,7-Hexachloronaphtha	++++	++++	++++	++++	++++	++++	++++	++++ <-
165 1,2,3,4,5,6,7-Heptachloronaph	++++	++++	++++	++++	++++	++++	++++	++++ <-
166 Octachloronaphthalene	++++	++++	++++	++++	++++	++++	++++	++++ <-
167 2,2',4,4',5-Pentabromobipheny	++++	++++	++++	++++	++++	++++	++++	++++ <-

Analytical Resources, Inc.

INITIAL CALIBRATION DATA

Start Cal Date : 11-JUN-2009 10:27
 End Cal Date : 11-JUN-2009 14:21
 Quant Method : ISTD
 Origin : Disabled
 Target Version : 3.50
 Integrator : HP RTE
 Method file : /chem1/nt6.i/20090611.b/ddt.b/SW846.m
 Cal Date : 11-Jun-2009 16:21 jeff
 Curve Type : Average

Compound	1.000 Level 1	5.000 Level 2	10.000 Level 3	25.000 Level 4	40.000 Level 5	80.000 Level 6	RRF	% RSD
3 Phenol	2.26483	2.60958	2.55462	2.38487	2.31164	2.22337	2.39148	6.609
4 Bis(2-Chloroethyl)ether	1.84957	1.94500	1.86939	1.79277	1.70067	1.67383	1.80520	5.755
6 2-Chlorophenol	1.44644	1.63675	1.61950	1.48831	1.45451	1.41784	1.51056	6.220
7 1,3-Dichlorobenzene	1.68410	1.78101	1.70131	1.61602	1.55526	1.52968	1.64456	5.793
9 1,4-Dichlorobenzene	1.62523	1.76681	1.70564	1.63526	1.58167	1.56649	1.64685	4.637
11 Benzyl alcohol	1.01209	1.23222	1.15015	1.15926	1.08469	1.07883	1.11954	6.876
12 1,2-Dichlorobenzene	1.65546	1.72184	1.69655	1.56504	1.55043	1.51115	1.61674	5.330
13 2-Methylphenol	1.41840	1.69131	1.67647	1.58617	1.54235	1.48224	1.56616	6.857
14 2,2'-oxybis(1-Chloropropane)	2.17076	2.45748	2.30988	2.24813	2.15546	2.07602	2.23629	6.032
15 4-Methylphenol	1.45062	1.75836	1.68103	1.61725	1.57111	1.52673	1.60085	6.869
16 N-Nitroso-di-n-propylamine	1.48025	1.65184	1.53743	1.48985	1.41242	1.33583	1.48460	7.264
17 Hexachloroethane	0.70184	0.82303	0.80199	0.75822	0.75895	0.72355	0.76126	6.003
19 Nitrobenzene	0.64981	0.71770	0.68458	0.60876	0.60664	0.55810	0.63760	9.113
20 Isophorone	1.06924	1.17638	1.14440	1.03527	1.03418	0.93847	1.06632	8.019
21 2-Nitrophenol	++++	0.23498	0.23701	0.23055	0.23247	0.22631	0.23226	1.779
22 2,4-Dimethylphenol	0.47587	0.53302	0.54665	0.50189	0.51574	0.47708	0.50838	5.704
23 Bis(2-Chloroethoxy)methane	0.58669	0.63648	0.61290	0.58538	0.56761	0.53555	0.58743	5.967
24 Benzoic acid	++++	0.25997	0.30430	0.31969	0.35997	0.34452	0.31769	12.213
25 2,4-Dichlorophenol	0.25579	0.33238	0.35107	0.35290	0.35246	0.34166	0.33104	11.395
26 1,2,4-Trichlorobenzene	0.40100	0.42746	0.40992	0.39333	0.39974	0.38072	0.40203	3.925
28 Naphthalene	1.24487	1.28380	1.25651	1.14947	1.14268	1.05634	1.18895	7.330
29 4-Chloroaniline	0.46713	0.54734	0.52805	0.51584	0.52530	0.49179	0.51258	5.598
30 Hexachlorobutadiene	0.22875	0.23256	0.22963	0.22264	0.21704	0.21876	0.22490	2.816
31 4-Chloro-3-methylphenol	++++	0.41285	0.41938	0.42486	0.43982	0.39900	0.41918	3.589
32 2-Methylnaphthalene	0.65101	0.69969	0.67113	0.64070	0.63188	0.59161	0.64767	5.655
33 Hexachlorocyclopentadiene	++++	0.19986	0.25273	0.32639	0.38404	0.38462	0.30953	26.409 <- LIN
34 2,4,6-Trichlorophenol	++++	0.42178	0.43380	0.41368	0.44214	0.42245	0.42677	2.622
35 2,4,5-Trichlorophenol	++++	0.42156	0.43297	0.43144	0.45712	0.44409	0.43744	3.108
37 2-Chloronaphthalene	1.28762	1.43880	1.36016	1.31568	1.29752	1.28805	1.33131	4.451

Analytical Resources, Inc.

INITIAL CALIBRATION DATA

Start Cal Date : 11-JUN-2009 10:27
 End Cal Date : 11-JUN-2009 14:21
 Quant Method : ISTD
 Origin : Disabled
 Target Version : 3.50
 Integrator : HP RTE
 Method file : /chem1/nt6.i/20090611.b/ddt.b/SW846.m
 Cal Date : 11-Jun-2009 16:21 jeff
 Curve Type : Average

Compound	1.000 Level 1	5.000 Level 2	10.000 Level 3	25.000 Level 4	40.000 Level 5	80.000 Level 6	RRF	% RSD
38 2-Nitroaniline	+++++	0.56808	0.55175	0.56754	0.55214	0.52918	0.55374	2.864
39 Dimethylphthalate	1.39064	1.60458	1.52486	1.41036	1.45278	1.37122	1.45908	6.154
40 Acenaphthylene	1.90932	2.17006	2.06162	1.99433	1.92194	1.86946	1.98779	5.656
41 2,6-Dinitrotoluene	+++++	0.32289	0.31592	0.31310	0.32232	0.31182	0.31721	1.623
43 3-Nitroaniline	+++++	0.36626	0.35864	0.35410	0.37529	0.35663	0.36218	2.380
44 Acenaphthene	1.26984	1.35859	1.32633	1.19443	1.21715	1.16080	1.25453	6.176
45 2,4-Dinitrophenol	+++++	0.04491	0.08512	0.13090	0.17206	0.18431	0.12346	47.504 <- LIN
46 Dibenzofuran	1.81825	1.99098	1.86085	1.76523	1.77574	1.66478	1.81264	6.025
47 4-Nitrophenol	+++++	0.20621	0.22542	0.23230	0.24937	0.24148	0.23096	7.162
48 2,4-Dinitrotoluene	+++++	0.41792	0.41048	0.40223	0.42063	0.40554	0.41136	1.911
49 Fluorene	1.46233	1.60215	1.52899	1.44138	1.47773	1.38348	1.48268	5.083
50 Diethylphthalate	1.32990	1.41548	1.38188	1.30116	1.28600	1.25406	1.32808	4.581
51 4-Chlorophenyl-phenylether	0.75128	0.78709	0.75148	0.68457	0.72442	0.69185	0.73178	5.365
52 4-Nitroaniline	+++++	0.32465	0.33053	0.30456	0.33245	0.31702	0.32184	3.535
53 4,6-Dinitro-2-methylphenol	+++++	0.11824	0.14204	0.15668	0.16741	0.16869	0.15061	13.958
54 N-Nitrosodiphenylamine	0.61207	0.67395	0.65596	0.62004	0.59327	0.58866	0.62399	5.490
56 4-Bromophenyl-phenylether	0.23076	0.27241	0.26217	0.26182	0.24593	0.25302	0.25435	5.757
57 Hexachlorobenzene	0.25658	0.27836	0.26135	0.26107	0.24530	0.25493	0.25960	4.194
58 Pentachlorophenol	+++++	0.09507	0.10596	0.12153	0.12972	0.14048	0.11855	15.349
60 Phenanthrene	1.29461	1.37974	1.34095	1.25617	1.19756	1.14763	1.26944	6.876
61 Anthracene	1.32632	1.38290	1.35599	1.27409	1.21986	1.16260	1.28696	6.561
62 Carbazole	1.05963	1.13501	1.11187	1.06968	0.97766	0.99158	1.05757	5.956
63 Di-n-butylphthalate	1.18967	1.39243	1.34475	1.31905	1.19802	1.14789	1.26530	7.855
64 Fluoranthene	1.25054	1.44795	1.38415	1.30825	1.21593	1.16936	1.29603	8.131
65 Pyrene	1.61184	1.81914	1.70654	1.76719	1.61312	1.42343	1.65688	8.510
67 Butylbenzylphthalate	0.62359	0.71846	0.70512	0.71459	0.65820	0.59485	0.66913	7.768
68 Benzo(a)anthracene	1.45108	1.55940	1.54079	1.52861	1.40216	1.37483	1.47614	5.267
70 3,3'-Dichlorobenzidine	+++++	0.59658	0.56293	0.50876	0.51829	0.51915	0.54114	6.916
71 Chrysene	1.44393	1.48202	1.44585	1.44470	1.31892	1.34508	1.41342	4.614

Analytical Resources, Inc.

INITIAL CALIBRATION DATA

Start Cal Date : 11-JUN-2009 10:27
 End Cal Date : 11-JUN-2009 14:21
 Quant Method : ISTD
 Origin : Disabled
 Target Version : 3.50
 Integrator : HP RTE
 Method file : /chem1/nt6.i/20090611.b/ddt.b/SW846.m
 Cal Date : 11-Jun-2009 16:21 jeff
 Curve Type : Average

Compound	1.000 Level 1	5.000 Level 2	10.000 Level 3	25.000 Level 4	40.000 Level 5	80.000 Level 6	RRF	% RSD
72 bis(2-Ethylhexyl)phthalate	0.55896	0.69066	0.65914	0.65536	0.61360	0.54410	0.62030	9.483
73 Di-n-octylphthalate	1.14250	1.17928	1.13410	1.07631	0.99978	0.93644	1.07807	8.675
74 Benzo(b)fluoranthene	1.32192	1.41005	1.58483	1.49536	1.54630	1.33743	1.44932	7.570
75 Benzo(k)fluoranthene	1.54122	1.79224	1.47115	1.40575	1.34129	1.38000	1.48861	11.064
76 Benzo(a)pyrene	1.26499	1.38637	1.35515	1.29671	1.32012	1.24846	1.31197	4.024
78 Indeno(1,2,3-cd)pyrene	1.65372	1.79411	1.72810	1.75205	1.74862	1.81707	1.74895	3.254
79 Dibenzo(a,h)anthracene	1.19637	1.39081	1.36680	1.30329	1.34087	1.36868	1.32780	5.348
80 Benzo(g,h,i)perylene	1.42216	1.57672	1.55478	1.54367	1.52109	1.55257	1.52850	3.606
90 N-Nitrosodimethylamine	++++	1.37190	1.32666	1.28220	1.19223	1.16260	1.26712	6.979
91 Aniline	++++	3.35775	3.13972	3.03275	2.86128	2.77415	3.03313	7.614
92 1,2-Diphenylhydrazine	++++	++++	++++	++++	++++	++++	++++	++++ <-
93 Benzidine	++++	0.86195	0.82756	0.75814	0.70888	0.63973	0.75925	11.787
96 p-Cymene	++++	++++	++++	++++	++++	++++	++++	++++ <-
97 Caffeine	++++	++++	++++	++++	++++	++++	++++	++++ <-
98 Retene	0.51186	0.57072	0.56104	0.56229	0.55304	0.47780	0.53946	6.792
99 Perylene	++++	++++	++++	++++	++++	++++	++++	++++ <-
100 3-beta-Coprostanol	++++	++++	++++	++++	++++	++++	++++	++++ <-
101 Cholesterol	++++	++++	++++	++++	++++	++++	++++	++++ <-
102 beta-Sitosterol	++++	++++	++++	++++	++++	++++	++++	++++ <-
103 Pyridine	++++	2.26566	2.22845	2.20777	2.11114	2.05478	2.17356	4.029
\$ 1 2-Fluorophenol	++++	1.78319	1.70073	1.64185	1.58913	1.52948	1.64888	5.958
\$ 137 d8-1,4-Dioxane	++++	0.92733	0.86673	0.96469	0.88036	0.91070	0.90996	4.271
\$ 2 Phenol-d5	2.05044	2.48538	2.24216	2.24535	2.17239	2.08966	2.21423	6.978
\$ 5 2-Chlorophenol-d4	++++	1.39455	1.36799	1.33726	1.33540	1.31116	1.34927	2.399
\$ 10 1,2-Dichlorobenzene-d4	0.97908	1.05536	0.98901	0.98763	0.98872	0.97561	0.99590	2.978
\$ 18 Nitrobenzene-d5	++++	0.68277	0.64060	0.59143	0.60149	0.55487	0.61423	7.975
\$ 36 2-Fluorobiphenyl	++++	1.62832	1.51971	1.45494	1.41622	1.40859	1.48556	6.134
\$ 55 2,4,6-Tribromophenol	++++	0.19088	0.17964	0.18043	0.20306	0.19948	0.19070	5.608

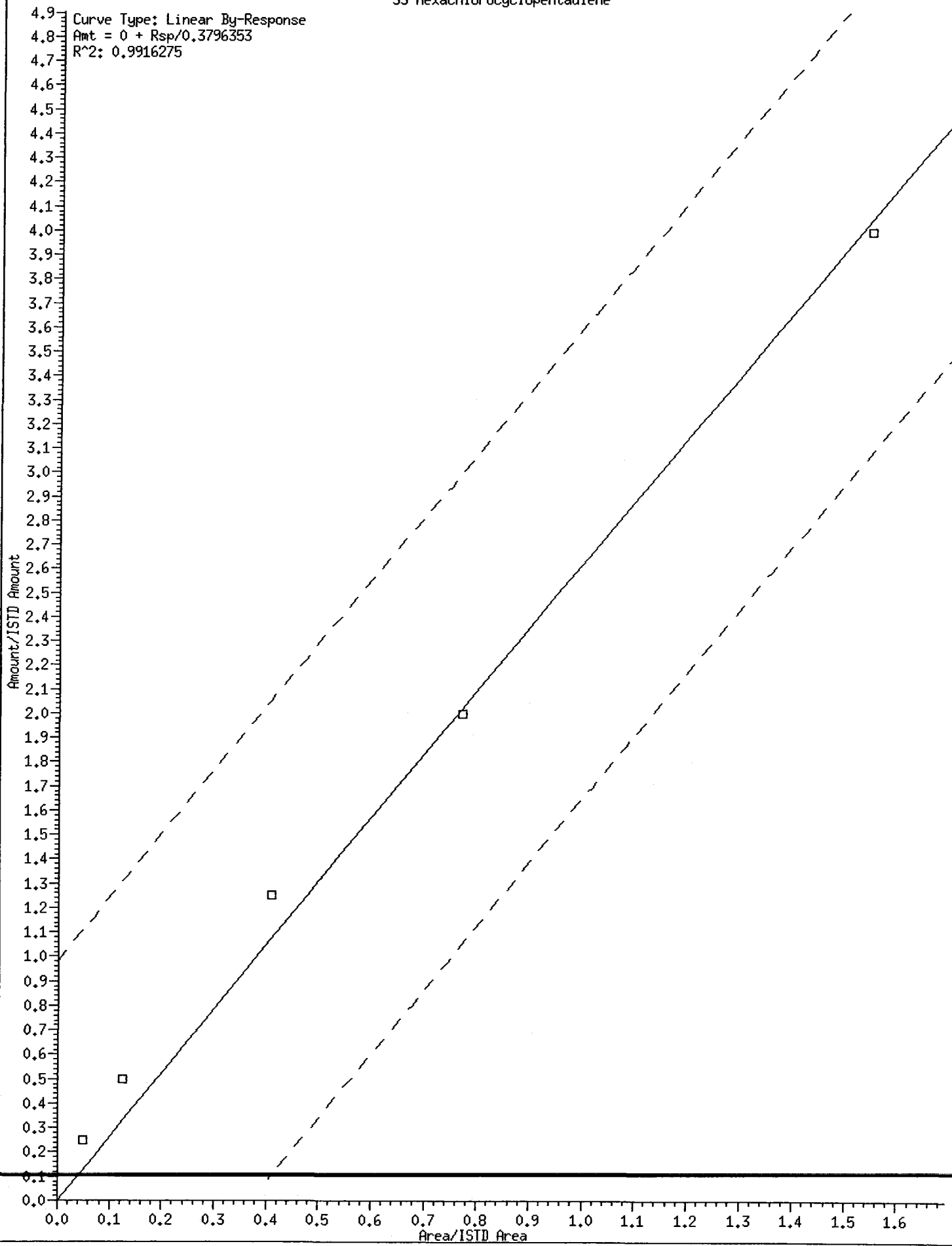
Analytical Resources, Inc.

INITIAL CALIBRATION DATA

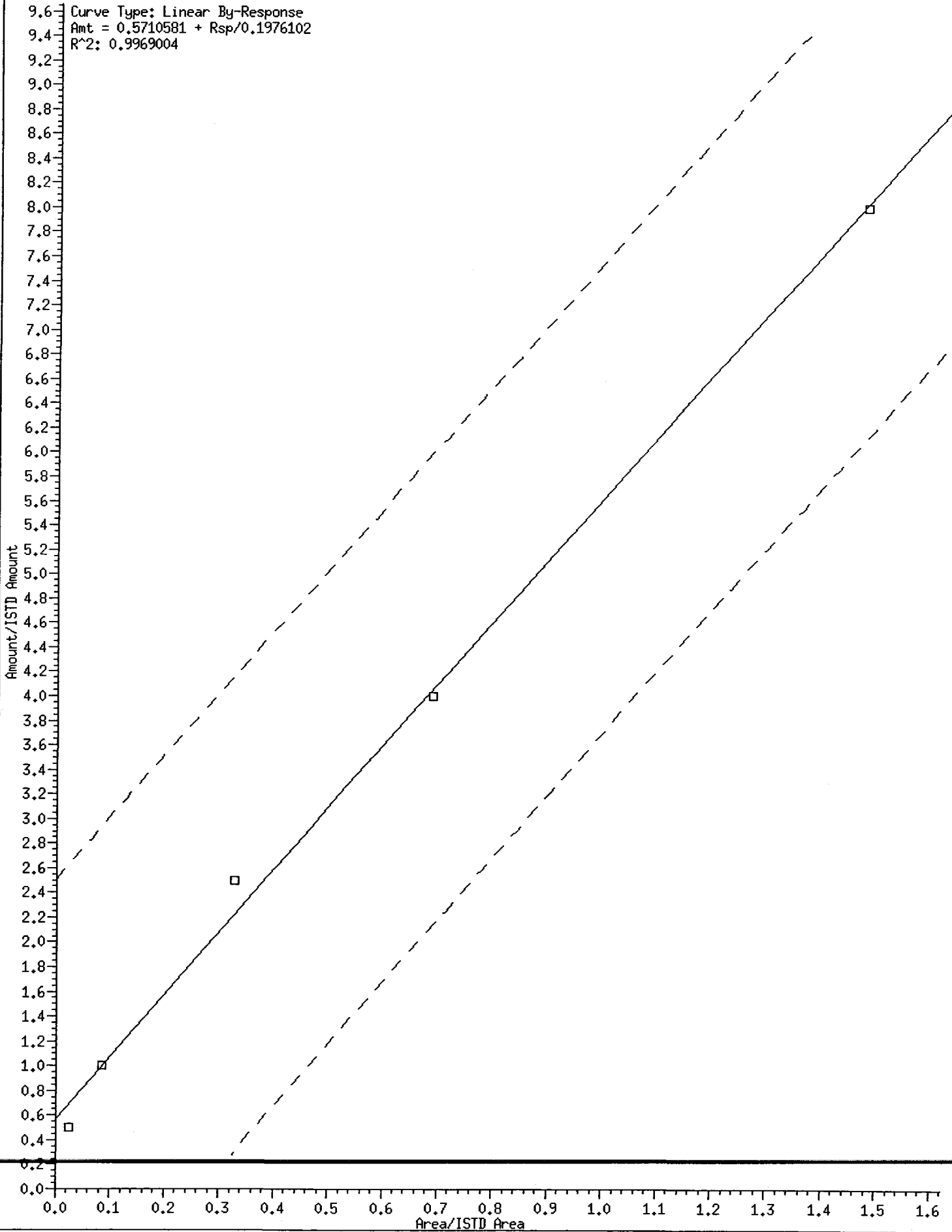
Start Cal Date : 11-JUN-2009 10:27
 End Cal Date : 11-JUN-2009 14:21
 Quant Method : ISTD
 Origin : Disabled
 Target Version : 3.50
 Integrator : HP RTE
 Method file : /chem1/nt6.i/20090611.b/ddt.b/SW846.m
 Cal Date : 11-Jun-2009 16:21 jeff
 Curve Type : Average

Compound	1.000 Level 1	5.000 Level 2	10.000 Level 3	25.000 Level 4	40.000 Level 5	80.000 Level 6	RRF	% RSD
\$ 66 Terphenyl-d14	+++++	1.14228	1.07107	1.10058	1.08136	0.94583	1.06822	6.894
\$ 85 p-Cresol-d4	+++++	+++++	+++++	+++++	+++++	+++++	+++++	+++++
\$ 86 Anthracene-d10	+++++	+++++	+++++	+++++	+++++	+++++	+++++	+++++
\$ 87 Fluoranthene-d10	+++++	+++++	+++++	+++++	+++++	+++++	+++++	+++++
\$ 88 Dibenz(a,h)anthracene-d14	+++++	+++++	+++++	+++++	+++++	+++++	+++++	+++++
\$ 89 Diphenyl-d10	+++++	+++++	+++++	+++++	+++++	+++++	+++++	+++++
\$ 95 D10-1-methylnaphthalene	+++++	+++++	+++++	+++++	+++++	+++++	+++++	+++++

33 Hexachlorocyclopentadiene



45 2,4-Dinitrophenol



Analytical Resources, Inc.
INITIAL CALIBRATION DATA

Start Cal Date : 11-JUN-2009 10:27
 End Cal Date : 11-JUN-2009 14:21
 Quant Method : ISTD
 Origin : Force
 Target Version : 3.50
 Integrator : HP RTE
 Method File : /chem1/nt6.i/20090611.b/SW846.m
 Cal Date : 11-Jun-2009 16:21 jeff

Calibration File Names:

Level 1 /chem1/nt6.i/20090611.b/0010611a.d
 Level 2 /chem1/nt6.i/20090611.b/0050611a.d
 Level 3 /chem1/nt6.i/20090611.b/0100611.d
 Level 4 /chem1/nt6.i/20090611.b/0250611.d
 Level 5 /chem1/nt6.i/20090611.b/0400611.d
 Level 6 /chem1/nt6.i/20090611.b/0800611.d

Compound	Level						Curve	Coefficients		%RSD or R ²
	1	5	10	25	40	80		b	m1	
186 Carbaryl	++++	++++	++++	++++	++++	++++	AVRG	0.000e+00		0.000e+00 <-
179 n-Decane	1.93648	2.02034	1.93691	1.81518	1.73957	1.70040	AVRG	1.85815		6.78336
180 n-Octadecane	0.63447	0.69900	0.68249	0.65372	0.61449	0.58443	AVRG	0.64476		6.61940
169 4-tert-Butylphenol	++++	++++	++++	++++	++++	++++	AVRG	0.000e+00		0.000e+00 <-
170 N,N-Dimethylaniline	++++	++++	++++	++++	++++	++++	AVRG	0.000e+00		0.000e+00 <-
171 2,3-Dimethylaniline	++++	++++	++++	++++	++++	++++	AVRG	0.000e+00		0.000e+00 <-
172 2,4-Dimethylaniline	++++	++++	++++	++++	++++	++++	AVRG	0.000e+00		0.000e+00 <-
173 2,5-Dimethylaniline	++++	++++	++++	++++	++++	++++	AVRG	0.000e+00		0.000e+00 <-
174 2,6-Dimethylaniline	++++	++++	++++	++++	++++	++++	AVRG	0.000e+00		0.000e+00 <-
175 3,4-Dimethylaniline	++++	++++	++++	++++	++++	++++	AVRG	0.000e+00		0.000e+00 <-
176 3,5-Dimethylaniline	++++	++++	++++	++++	++++	++++	AVRG	0.000e+00		0.000e+00 <-
177 p-Benzoquinone	++++	++++	++++	++++	++++	++++	AVRG	0.000e+00		0.000e+00 <-
168 Pentachlorobenzene	0.54637	0.57565	0.53806	0.50207	0.51901	0.50261	AVRG	0.53063		5.37353
145 4,4'-DDE	++++	++++	++++	++++	++++	++++	AVRG	0.000e+00		0.000e+00 <-

11 JUN 2009 16:22

Analytical Resources, Inc.
INITIAL CALIBRATION DATA

Start Cal Date : 11-JUN-2009 10:27
 End Cal Date : 11-JUN-2009 14:21
 Quant Method : ISTD
 Origin : Force
 Target Version : 3.50
 Integrator : HP RTE
 Method file : /chem1/nt6.i/20090611.b/SW846.m
 Cal Date : 11-Jun-2009 16:21 jeff

Compound	Level								Coefficients		%RSD or R ²
	1	5	10	25	40	80	Curve	b	m1	m2	
146 4,4'-DD	++++	++++	++++	++++	++++	++++	AVRG		0.000e+00		0.000e+00 <-
147 4,4'-DDT	++++	++++	++++	++++	++++	++++	AVRG		0.000e+00		0.000e+00 <-
148 Dieldrin	++++	++++	++++	++++	++++	++++	AVRG		0.000e+00		0.000e+00 <-
149 TCMX	++++	++++	++++	++++	++++	++++	AVRG		0.000e+00		0.000e+00 <-
150 DCP	++++	++++	++++	++++	++++	++++	AVRG		0.000e+00		0.000e+00 <-
138 Chlorobenzilate	++++	++++	++++	++++	++++	++++	AVRG		0.000e+00		0.000e+00 <-
139 Isodrin	++++	++++	++++	++++	++++	++++	AVRG		0.000e+00		0.000e+00 <-
140 Diallate A	++++	++++	++++	++++	++++	++++	AVRG		0.000e+00		0.000e+00 <-
141 Diallate B	++++	++++	++++	++++	++++	++++	AVRG		0.000e+00		0.000e+00 <-
142 1,2-Dibromo-3-Chloropropane	++++	++++	++++	++++	++++	++++	AVRG		0.000e+00		0.000e+00 <-
135 2,3,5-Tetrachlorophenol	++++	++++	++++	++++	++++	++++	AVRG		0.000e+00		0.000e+00 <-
136 2,3,4,5-Tetrachlorophenol	++++	++++	++++	++++	++++	++++	AVRG		0.000e+00		0.000e+00 <-
133 Butylatedhydroxytoluene	1.18630	1.23671	1.19275	1.13261	1.09394	1.07877	AVRG		1.15351		5.35942
132 3,6-Dimethylphenanthrene	++++	++++	++++	++++	++++	++++	AVRG		0.000e+00		0.000e+00 <-
131 1-Methylphenanthrene	++++	++++	++++	++++	++++	++++	AVRG		0.000e+00		0.000e+00 <-
130 Dibenzothiophene	++++	++++	++++	++++	++++	++++	AVRG		0.000e+00		0.000e+00 <-
129 1-Methylfluorene	++++	++++	++++	++++	++++	++++	AVRG		0.000e+00		0.000e+00 <-
128 N-Hexadecane	++++	++++	++++	++++	++++	++++	AVRG		0.000e+00		0.000e+00 <-
127 2-Isopropylinaphthalene	++++	++++	++++	++++	++++	++++	AVRG		0.000e+00		0.000e+00 <-
126 N-Tetradecane	++++	++++	++++	++++	++++	++++	AVRG		0.000e+00		0.000e+00 <-
144 alpha-Terpineol	0.35631	0.38680	0.37345	0.35734	0.35653	0.32786	AVRG		0.000e+00		0.000e+00 <-
125 Saffrole	++++	++++	++++	++++	++++	++++	AVRG		0.35971		5.50991
									0.000e+00		0.000e+00 <-

Analytical Resources, Inc.

INITIAL CALIBRATION DATA

Start Cal Date : 11-JUN-2009 10:27
 End Cal Date : 11-JUN-2009 14:21
 Quant Method : ISTD
 Origin : Force
 Target Version : 3.50
 Integrator : HP RTE
 Method file : /chem1/nt6.i/20090611.b/SW846.m
 Cal Date : 11-Jun-2009 16:21 jeff

Compound	Level										Coefficients		%RSD or R ²
	1	5	10	25	40	80	Curve	b	m1	m2			
124 3,4-Dimethylphenol	++++	++++	++++	++++	++++	++++	AVRG		0.000e+00		0.000e+00	<	
123 Acetophenone	2.14252	2.45076	2.32833	2.15112	2.09332	1.96048	AVRG		2.18776		7.99308		
122 Furfuraldehyde	++++	++++	++++	++++	++++	++++	AVRG		0.000e+00		0.000e+00	<	
143 1,4-Dioxane	0.83927	0.89623	0.86543	0.86821	0.78994	0.86418	AVRG		0.85388		4.23549		
121 Quinoline	++++	++++	++++	++++	++++	++++	AVRG		0.000e+00		0.000e+00	<	
120 2,3,4,6-Tetrachlorophenol	++++	++++	++++	++++	++++	++++	AVRG		0.000e+00		0.000e+00	<	
178 2-Benzy1-4-Chlorophenol	++++	++++	++++	++++	++++	++++	AVRG		0.000e+00		0.000e+00	<	
119 7,12-Dimethylbenz(a)anthracen	++++	++++	++++	++++	++++	++++	AVRG		0.000e+00		0.000e+00	<	
118 Triphenyl Phosphate	0.22409	0.23922	0.23167	0.22604	0.22042	0.20321	AVRG		0.22411		5.42665		
117 Butyl Diphenyl Phosphate	0.29348	0.39306	0.36139	0.38486	0.35012	0.31416	AVRG		0.34951		11.21034		
116 Dibutyl Phenyl Phosphate	0.55840	0.66353	0.64744	0.64715	0.60990	0.60415	AVRG		0.62176		6.23487		
115 Tributyl Phosphate	1.15650	1.31263	1.26356	1.23512	1.12969	1.07756	AVRG		1.19585		7.44978		
114 Beta-linene	++++	++++	++++	++++	++++	++++	AVRG		0.000e+00		0.000e+00	<	
113 Diphenyl Oxide	++++	0.95514	0.91628	0.89265	0.88559	0.87004	AVRG		0.90394		3.66379		
112 Biphenyl	++++	1.98994	1.85741	1.77575	1.71055	1.64707	AVRG		1.79614		7.43186		
111 Azobenzene (1,2-DP-Hydrazine)	2.04425	2.35569	2.24262	2.11099	2.08831	1.91067	AVRG		2.12542		7.32069		
110 Tetrachloroguaiacol	++++	++++	++++	++++	++++	++++	AVRG		0.000e+00		0.000e+00	<	
109 3,4,5-Trichloroguaiacol	++++	++++	++++	++++	++++	++++	AVRG		0.000e+00		0.000e+00	<	
181 3,4,6-Trichloroguaiacol	++++	++++	++++	++++	++++	++++	AVRG		0.000e+00		0.000e+00	<	
108 4,5,6-Trichloroguaiacol	++++	++++	++++	++++	++++	++++	AVRG		0.000e+00		0.000e+00	<	
184 3,4-Dichloroguaiacol	++++	++++	++++	++++	++++	++++	AVRG		0.000e+00		0.000e+00	<	
107 4,5-Dichloroguaiacol	++++	++++	++++	++++	++++	++++	AVRG		0.000e+00		0.000e+00	<	

000000

Analytical Resources, Inc.

INITIAL CALIBRATION DATA

Start Cal Date : 11-JUN-2009 10:27
 End Cal Date : 11-JUN-2009 14:21
 Quant Method : ISTD
 Origin : Force
 Target Version : 3.50
 Integrator : HP RTE
 Method File : /chem1/nt6.i/20090611.b/SW846.m
 Cal Date : 11-Jun-2009 16:21 jeff

Compound	Level						Curve	Coefficients		%RSD or R^2
	1	5	10	25	40	80		m1	m2	
182 4,6-Dichloroguaiacol	++++	++++	++++	++++	++++	++++	AVRG	0.000e+00	<	0.000e+00
185 4-Chloroguaiacol	++++	++++	++++	++++	++++	++++	AVRG	0.000e+00	<	0.000e+00
106 Guaiacol	++++	++++	++++	++++	++++	++++	AVRG	0.000e+00	<	0.000e+00
105 1-methylnaphthalene	0.62132	0.67609	0.64493	0.60641	0.60656	0.56618	AVRG	0.62025	6.04599	6.04599
151 1,2,4,5-Tetrachlorobenzene	++++	++++	++++	++++	++++	++++	AVRG	0.000e+00	<	0.000e+00
152 Benzene)pyrene	++++	++++	++++	++++	++++	++++	AVRG	0.000e+00	<	0.000e+00
153 Chlorpyrifos	++++	++++	++++	++++	++++	++++	AVRG	0.000e+00	<	0.000e+00
154 Diazinon	++++	++++	++++	++++	++++	++++	AVRG	0.000e+00	<	0.000e+00
155 Kelthane	++++	++++	++++	++++	++++	++++	AVRG	0.000e+00	<	0.000e+00
156 Methyl Parathion	++++	++++	++++	++++	++++	++++	AVRG	0.000e+00	<	0.000e+00
157 Ethyl Parathion	++++	++++	++++	++++	++++	++++	AVRG	0.000e+00	<	0.000e+00
158 Ethion	++++	++++	++++	++++	++++	++++	AVRG	0.000e+00	<	0.000e+00
159 4-Nonylphenol	++++	++++	++++	++++	++++	++++	AVRG	0.000e+00	<	0.000e+00
160 Tetraethyl Tin	++++	++++	++++	++++	++++	++++	AVRG	0.000e+00	<	0.000e+00
161 1,2,3 Trichloronaphthalene	++++	++++	++++	++++	++++	++++	AVRG	0.000e+00	<	0.000e+00
162 1,2,3,4-Tetrachloronaphthalene	++++	++++	++++	++++	++++	++++	AVRG	0.000e+00	<	0.000e+00
163 1,2,3,5,8-Pentachloronaphthalene	++++	++++	++++	++++	++++	++++	AVRG	0.000e+00	<	0.000e+00
164 1,2,3,4,6,7-Hexachloronaphthalene	++++	++++	++++	++++	++++	++++	AVRG	0.000e+00	<	0.000e+00
165 1,2,3,4,5,6,7-Heptachloronaphthalene	++++	++++	++++	++++	++++	++++	AVRG	0.000e+00	<	0.000e+00
166 Octachloronaphthalene	++++	++++	++++	++++	++++	++++	AVRG	0.000e+00	<	0.000e+00
167 2,2',4',5'-Pentabromobiphenyl	++++	++++	++++	++++	++++	++++	AVRG	0.000e+00	<	0.000e+00
3 Pheno	2.26483	2.60958	2.55462	2.38487	2.31164	2.22337	AVRG	2.39148	6.60890	6.60890

00000000

Analytical Resources, Inc.

INITIAL CALIBRATION DATA

Start Cal Date : 11-JUN-2009 10:27
 End Cal Date : 11-JUN-2009 14:21
 Quant Method : ISTD
 Origin Version : Force
 Target Version : 3.50
 Integrator : HP RTE
 Method file : /chem1/nt6.i/20090611.b/SW846.m
 Cal Date : 11-Jun-2009 16:21 jeff

Compound	Level										Curve	Coefficients		%RSD or R ²
	1	5	10	25	40	80	b	m1	m2					
4 Bis(2-Chloroethyl)ether	1.84957	1.94500	1.86939	1.79277	1.70067	1.67383	AVRG	1.80520			5.75540			
6 2-Chlorophenol	1.44644	1.63675	1.61950	1.48831	1.45451	1.41784	AVRG	1.51056			6.21985			
7 1,3-Dichlorobenzene	1.68410	1.78101	1.70131	1.61602	1.55526	1.52968	AVRG	1.64456			5.79349			
9 1,4-Dichlorobenzene	1.62523	1.76681	1.70564	1.63526	1.58167	1.56648	AVRG	1.64685			4.63677			
11 Benzyl alcohol	1.01209	1.23222	1.15015	1.15926	1.08469	1.07883	AVRG	1.11954			6.87603			
12 1,2-Dichlorobenzene	1.65546	1.72184	1.69655	1.56504	1.55043	1.51115	AVRG	1.61674			5.33042			
13 2-Methylphenol	1.41840	1.69131	1.67647	1.58617	1.54235	1.48224	AVRG	1.56616			6.85750			
14 2,2'-oxybis(1-Chloropropane)	2.17076	2.45748	2.30988	2.24813	2.15546	2.07602	AVRG	2.23629			6.03246			
15 4-Methylphenol	1.45062	1.75836	1.68103	1.61725	1.57111	1.52673	AVRG	1.60085			6.86878			
16 N-Nitroso-di-n-propylamine	1.48025	1.65184	1.53743	1.48985	1.41242	1.33583	AVRG	1.48460			7.26396			
17 Hexachloroethane	0.70184	0.82303	0.80199	0.75822	0.75895	0.72355	AVRG	0.76126			6.00287			
19 Nitrobenzene	0.64981	0.71770	0.68458	0.60876	0.60664	0.55810	AVRG	0.63760			9.11344			
20 Isophorone	1.06924	1.17638	1.14440	1.03527	1.03418	0.93847	AVRG	0.63760			8.01924			
21 2-Nitrophenol	++++	0.23498	0.23701	0.23055	0.23247	0.22631	AVRG	1.05632			1.77936			
22 2,4-Dimethylphenol	0.47587	0.53302	0.54665	0.50189	0.51574	0.47708	AVRG	0.23226			5.70422			
23 Bis(2-Chloroethoxy)methane	0.58669	0.63648	0.61290	0.58538	0.56761	0.53555	AVRG	0.58743			5.96750			
24 Benzoic acid	++++	0.25997	0.30430	0.31969	0.35997	0.34452	AVRG	0.31769			12.21253			
25 2,4-Dichlorophenol	0.25579	0.33238	0.35107	0.35290	0.35246	0.34166	AVRG	0.33104			11.39491			
26 1,2,4-Trichlorobenzene	0.40100	0.42746	0.40992	0.39333	0.39974	0.38072	AVRG	0.40203			3.92462			
28 Naphthalene	1.24487	1.28380	1.25651	1.14947	1.14268	1.05634	AVRG	1.18895			7.32986			
29 4-Chloroaniline	0.46713	0.54734	0.52805	0.51584	0.52530	0.49179	AVRG	0.51258			5.59849			
30 Hexachlorobutadiene	0.22875	0.23256	0.22963	0.22264	0.21704	0.21876	AVRG	0.22490			2.81583			

11-Jun-2009 16:22

Analytical Resources, Inc.

INITIAL CALIBRATION DATA

Start Cal Date : 11-JUN-2009 10:27
 End Cal Date : 11-JUN-2009 14:21
 Quant Method : ISTD
 Origin : Force
 Target Version : 3.50
 Integrator : HP RTE
 Method file : /chem1/nt6.i/20090611.b/SW846.m
 Cal Date : 11-Jun-2009 16:21 jeff

Compound	Level										Coefficients		%RSD or R ²
	1	5	10	25	40	80	Curve	b	m1	m2			
31 4-Chloro-3-methylphenol	++++	0.41285	0.41938	0.42486	0.43982	0.39900	AVRG	0.000e+00	0.41918		3.58897		
32 2-Methylnaphthalene	0.65101	0.69969	0.67113	0.64070	0.63188	0.59161	AVRG		0.64767		5.65514		
33 Hexachlorocyclopentadiene	++++	9060	22217	88728	207087	325812	LINR		0.37964		0.99163		
34 2,4,6-Trichlorophenol	++++	0.42178	0.43380	0.41368	0.44214	0.42245	AVRG		0.42677		2.62154		
35 2,4,5-Trichlorophenol	++++	0.42156	0.43297	0.43144	0.45712	0.44409	AVRG		0.43744		3.10829		
37 2-Chloronaphthalene	1.28762	1.43880	1.36016	1.31568	1.29752	1.28805	AVRG		1.33131		4.45061		
38 2-Nitroaniline	++++	0.56808	0.55175	0.56754	0.55214	0.52918	AVRG		0.55374		2.86392		
39 Dimethylphthalate	1.39064	1.60458	1.52486	1.41036	1.45278	1.37122	AVRG		1.45908		6.15402		
40 Acenaphthylene	1.90932	2.17006	2.06162	1.99433	1.92194	1.86946	AVRG		1.98779		5.65647		
41 2,6-Dinitrotoluene	++++	0.32289	0.31592	0.31310	0.32232	0.31182	AVRG		0.31721		1.62268		
43 3-Nitroaniline	++++	0.36626	0.35864	0.35410	0.37529	0.35663	AVRG		0.36218		2.38009		
44 Acenaphthene	1.26984	1.35859	1.32633	1.19443	1.21715	1.16080	AVRG		1.25453		6.17570		
45 2,4-Dinitrophenol	++++	4072	14966	71172	185554	312259	LINR	0.57106	0.19761		0.99690		
46 Dibenzofuran	1.81825	1.99098	1.86085	1.76523	1.77574	1.66478	AVRG		1.81264		6.02476		
47 4-Nitrophenol	++++	0.20621	0.22542	0.23230	0.24937	0.24148	AVRG		0.23096		7.16157		
48 2,4-Dinitrotoluene	++++	0.41792	0.41048	0.40223	0.42063	0.40554	AVRG		0.41136		1.91102		
49 Fluorene	1.46233	1.60215	1.52899	1.44138	1.47773	1.38348	AVRG		1.48268		5.08338		
50 Diethylphthalate	1.32990	1.41548	1.38188	1.30116	1.28600	1.25406	AVRG		1.32808		4.58142		
51 4-Chlorophenyl-phenylether	0.75128	0.78709	0.75148	0.68457	0.72442	0.69185	AVRG		0.73178		5.36451		
52 4-Nitroaniline	++++	0.32465	0.33053	0.30456	0.33245	0.31702	AVRG		0.32184		3.53536		
53 4,6-Dinitro-2-methylphenol	++++	0.11824	0.14204	0.15668	0.16741	0.16869	AVRG		0.15061		13.95785		
54 N-Nitrosodiphenylamine	0.61207	0.67395	0.65596	0.62004	0.59327	0.58866	AVRG		0.62399		5.48977		

TV 0000 000000

Analytical Resources, Inc.

INITIAL CALIBRATION DATA

Start Cal Date : 11-JUN-2009 10:27
 End Cal Date : 11-JUN-2009 14:21
 Quant Method : ISTD
 Origin Version : Force
 Target Version : 3.50
 Integrator : HP RTE
 Method file : /chem1/nt6.i/20090611.b/SW846.m
 Cal Date : 11-Jun-2009 16:21 jeff

Compound	Level										Coefficients		%RSD or R ²
	1	5	10	25	40	80	Curve	b	m1	m2			
56 4-Bromophenyl phenylether	0.23076	0.27241	0.26217	0.26182	0.24593	0.25302	AVRG	0.25435			5.75668		
57 Hexachlorobenzene	0.25658	0.27836	0.26135	0.26107	0.24530	0.25493	AVRG	0.25960			4.19442		
58 Pentachlorophenol	++++	0.09507	0.10596	0.12153	0.12972	0.14048	AVRG	0.11855			15.34911		
60 Phenanthrene	1.29461	1.37974	1.34095	1.25617	1.19756	1.14763	AVRG	1.26944			6.87591		
61 Anthracene	1.32632	1.38290	1.35599	1.27409	1.21986	1.16260	AVRG	1.28696			6.56129		
62 Carbazole	1.05963	1.13501	1.11187	1.06968	0.97766	0.99158	AVRG	1.05757			5.95574		
63 Di-n-butylphthalate	1.18967	1.3243	1.34475	1.31905	1.19802	1.14789	AVRG	1.26530			7.85536		
64 Fluoranthene	1.25054	1.44795	1.38415	1.30825	1.21593	1.16936	AVRG	1.29603			8.13095		
65 Pyrene	1.61184	1.81914	1.70654	1.76719	1.61312	1.42343	AVRG	1.65688			8.51005		
67 Butylbenzylphthalate	0.62359	0.71846	0.70512	0.71459	0.65820	0.59485	AVRG	0.66913			7.76777		
68 Benzo (a) anthracene	1.45108	1.55940	1.54079	1.52861	1.40216	1.37483	AVRG	1.47614			5.26744		
70 3,3'-Dichlorobenzidine	++++	0.59658	0.56293	0.50876	0.51829	0.51915	AVRG	0.54114			6.91624		
71 Chrysene	1.44393	1.48202	1.44585	1.44470	1.31892	1.34508	AVRG	1.41342			4.61433		
72 bis (2-Ethylhexyl)phthalate	0.55896	0.69066	0.65914	0.65336	0.61360	0.54410	AVRG	0.62030			9.48341		
73 Di-n-butylphthalate	1.14250	1.17928	1.13410	1.07631	0.99978	0.93644	AVRG	1.07807			8.67457		
74 Benzo (b) fluoranthene	1.32192	1.41005	1.58483	1.49536	1.54630	1.33743	AVRG	1.44932			7.56981		
75 Benzo (k) fluoranthene	1.54122	1.79224	1.47115	1.40575	1.34129	1.38000	AVRG	1.48861			11.06427		
76 Benzo (a) pyrene	1.26499	1.38637	1.35515	1.29671	1.32012	1.24846	AVRG	1.31197			4.02449		
78 Indeno (1,2,3-cd)pyrene	1.65372	1.79411	1.72810	1.75205	1.74862	1.81707	AVRG	1.74895			3.25401		
79 Dibenz (a,h) anthracene	1.19637	1.39081	1.36680	1.30329	1.34087	1.36868	AVRG	1.32780			5.34751		
80 Benzo (g,h,i) perylene	1.42216	1.57672	1.55478	1.54367	1.52109	1.55257	AVRG	1.52850			3.60583		
90 N-Nitrosodimethylamine	++++	1.37190	1.32666	1.28220	1.19223	1.16260	AVRG	1.26712			6.97939		

750000 .. 880007

Analytical Resources, Inc.

INITIAL CALIBRATION DATA

Start Cal Date : 11-JUN-2009 10:27
 End Cal Date : 11-JUN-2009 14:21
 Quant Method : ISTD
 Origin Version : Force
 Target Version : 3.50
 Integrator : HP RTE
 Method file : /chem1/nt6.i/20090611.b/SW846.m
 Cal Date : 11-Jun-2009 16:21 jeff

Compound	1 Level 1	5 Level 2	10 Level 3	25 Level 4	40 Level 5	80 Level 6	Curve	b	Coefficients		%RSD or R^2
									m1	m2	
91 Anilide	++++	3.35775	3.13972	3.03275	2.86128	2.77415	AVRG		3.03313		7.61404
92 1,2-D-phenylhydrazine	++++	++++	++++	++++	++++	++++	AVRG		0.000e+00		0.000e+00 <-
93 Benzidine	++++	0.86195	0.82756	0.75814	0.70888	0.63973	AVRG		0.75925		11.78688
96 p-Cymene	++++	++++	++++	++++	++++	++++	AVRG		0.000e+00		0.000e+00 <-
97 Caffeine	++++	++++	++++	++++	++++	++++	AVRG		0.000e+00		0.000e+00 <-
98 Retene	0.51186	0.57072	0.56104	0.56229	0.55304	0.47780	AVRG		0.53946		6.79232
99 Perylene	++++	++++	++++	++++	++++	++++	AVRG		0.000e+00		0.000e+00 <-
100 3-beta-Coprostanol	++++	++++	++++	++++	++++	++++	AVRG		0.000e+00		0.000e+00 <-
101 Cholesterol	++++	++++	++++	++++	++++	++++	AVRG		0.000e+00		0.000e+00 <-
102 beta-sitosterol	++++	++++	++++	++++	++++	++++	AVRG		0.000e+00		0.000e+00 <-
103 Pyridine	++++	2.26566	2.22845	2.20777	2.11114	2.05478	AVRG		2.17356		4.02875
\$ 1 2-Fluorophenol	++++	1.78319	1.70073	1.64185	1.58913	1.52948	AVRG		1.64888		5.95799
\$ 137 d8-1,4-Dioxane	++++	0.92733	0.86673	0.96469	0.88036	0.91070	AVRG		0.90996		4.27134
\$ 2 Phenol-d5	2.05044	2.48538	2.24216	2.24535	2.17239	2.08966	AVRG		2.21423		6.97809
\$ 5 2-Chlorophenol-d4	++++	1.39455	1.36799	1.33726	1.33540	1.31116	AVRG		1.34927		2.39854
\$ 10 1,2-Dichlorobenzene-d4	0.97908	1.05536	0.98901	0.98763	0.98872	0.97561	AVRG		0.99590		2.97800
\$ 11 Nitrobenzene-d5	++++	0.68277	0.64060	0.59143	0.60149	0.55487	AVRG		0.61423		7.97518
\$ 36 2-Fluorobiphenyl	++++	1.62832	1.51971	1.45494	1.41622	1.40859	AVRG		1.48556		6.13401
\$ 55 2,4,6-Tribromophenol	++++	0.19088	0.17964	0.18043	0.20306	0.19948	AVRG		0.19070		5.60780
\$ 66 Terphenyl-d14	++++	1.14228	1.07107	1.10058	1.08136	0.94583	AVRG		1.06822		6.89379
\$ 85 p-Cresol-d4	++++	++++	++++	++++	++++	++++	AVRG		0.000e+00		0.000e+00 <-

000000

Analytical Resources, Inc.

INITIAL CALIBRATION DATA

Start Cal Date : 11-JUN-2009 10:27
 End Cal Date : 11-JUN-2009 14:21
 Quant Method : ISTD
 Origin : Force
 Target Version : 3.50
 Integrator : HP RTE
 Method file : /chem1/nt6.i/20090611.b/SW846.m
 Cal Date : 11-Jun-2009 16:21 jeff

Compound	Level										Coefficients		%RSD or R^2
	1	5	10	25	40	80	Curve	b	m1	m2			
\$ 86 Anthracene-d10	++++	++++	++++	++++	++++	++++	AVRG		0.000e+00		0.000e+00	<-	
\$ 87 Fluoranthene-d10	++++	++++	++++	++++	++++	++++	AVRG		0.000e+00		0.000e+00	<-	
\$ 88 Dibenz(a,h)anthracene-d14	++++	++++	++++	++++	++++	++++	AVRG		0.000e+00		0.000e+00	<-	
\$ 89 Diphenyl-d10	++++	++++	++++	++++	++++	++++	AVRG		0.000e+00		0.000e+00	<-	
\$ 95 D10-1-methylnaphthalene	++++	++++	++++	++++	++++	++++	AVRG		0.000e+00		0.000e+00	<-	

Analytical Resources, Inc.

INITIAL CALIBRATION DATA

Start Cal Date : 11-JUN-2009 10:27
 End Cal Date : 11-JUN-2009 14:21
 Quant Method : ISTD
 Origin : Force
 Target Version : 3.50
 Integrator : HP RTE
 Method file : /chem1/nt6.i/20090611.b/SW846.m
 Cal Date : 11-Jun-2009 16:21 jeff

Curve	Formula	Units
Averaged	Amt = Rsp/ml	Response
Linear	Amt = b + Rsp/ml	Response

Analytical Resources, Inc.

Semivolatile Report SW846 Method 8270D

Data file : /chem1/nt6.i/20090611.b/0010611a.d
 Lab Smp Id: ABN 1
 Inj Date : 11-JUN-2009 13:48
 Operator : LJR/VTS
 Smp Info : ABN 1
 Misc Info :
 Comment : 1ul Injection
 Method : /chem1/nt6.i/20090611.b/SW846.m
 Meth Date : 11-Jun-2009 16:21 jeff
 Cal Date : 11-JUN-2009 14:21
 Als bottle: 7
 Dil Factor: 1.00000
 Integrator: HP RTE
 Target Version: 3.50

Inst ID: nt6.i
 Quant Type: ISTD
 Cal File: 0050611a.d
 Calibration Sample, Level: 1
 Compound Sublist: ICAL.sub

LJR
6/11/09

Compounds	QUANT	SIG	RT	EXP RT	REL RT	RESPONSE	AMOUNTS	
							CAL-AMT (ug/mL)	ON-COL (ug/mL)
\$ 1 2-Fluorophenol	112		5.103	5.103	(0.716)	8220	1.00000	0.9915
\$ 2 Phenol-d5	99		6.780	6.780	(0.951)	10310	1.00000	0.9260
3 Phenol	94		6.796	6.796	(0.954)	11388	1.00000	0.9470
\$ 5 2-Chlorophenol-d4	132		6.833	6.833	(0.959)	6179	1.00000	0.9108
4 Bis(2-Chloroethyl)ether	93		6.828	6.828	(0.958)	9300	1.00000	1.025
6 2-Chlorophenol	128		6.855	6.855	(0.962)	7273	1.00000	0.9576
7 1,3-Dichlorobenzene	146		7.058	7.063	(0.990)	8468	1.00000	1.024
* 8 1,4-Dichlorobenzene-d4	152		7.127	7.127	(1.000)	100564	20.0000	
9 1,4-Dichlorobenzene	146		7.154	7.154	(1.004)	8172	1.00000	0.9869
\$ 10 1,2-Dichlorobenzene-d4	152		7.432	7.426	(1.043)	4923	1.00000	0.9831 (M)
12 1,2-Dichlorobenzene	146		7.448	7.448	(1.045)	8324	1.00000	1.024
11 Benzyl alcohol	108		7.448	7.453	(1.045)	5089	1.00000	0.9040
14 2,2'-oxybis(1-Chloropropane)	45		7.720	7.720	(1.083)	10915	1.00000	0.9707
13 2-Methylphenol	108		7.731	7.731	(1.085)	7132	1.00000	0.9057
17 Hexachloroethane	117		7.934	7.939	(1.113)	3529	1.00000	0.9219
16 N-Nitroso-di-n-propylamine	70		7.934	7.934	(1.113)	7443	1.00000	0.9971
15 4-Methylphenol	108		7.971	7.971	(1.118)	7294	1.00000	0.9062
\$ 18 Nitrobenzene-d5	82		8.078	8.078	(0.879)	10506	1.00000	1.030
19 Nitrobenzene	77		8.104	8.104	(0.882)	10789	1.00000	1.019
20 Isophorone	82		8.500	8.500	(0.925)	17753	1.00000	1.003
21 2-Nitrophenol	139		8.633	8.633	(0.940)	3247	1.00000	0.8420
22 2,4-Dimethylphenol	107		8.799	8.799	(0.958)	7901	1.00000	0.9361
23 Bis(2-Chloroethoxy)methane	93		8.927	8.927	(0.972)	9741	1.00000	0.9987
24 Benzoic acid	105		8.948	8.991	(0.974)	3976	5.00000	0.7538 (MH)
25 2,4-Dichlorophenol	162		9.034	9.034	(0.983)	4247	1.00000	0.7727
26 1,2,4-Trichlorobenzene	180		9.141	9.141	(0.995)	6658	1.00000	0.9974
* 27 Naphthalene-d8	136		9.189	9.189	(1.000)	332068	20.0000	

Compounds	QUANT SIG		AMOUNTS					
	MASS		RT	EXP RT	REL RT	RESPONSE	CAL-AMT (ug/mL)	ON-COL (ug/mL)
=====	====		==	=====	=====	=====	=====	=====
28 Naphthalene	128		9.215	9.215	(1.003)	20669	1.00000	1.047
29 4-Chloroaniline	127		9.392	9.392	(1.022)	7756	1.00000	0.9113
30 Hexachlorobutadiene	225		9.557	9.557	(1.040)	3798	1.00000	1.017
31 4-Chloro-3-methylphenol	107		10.252	10.252	(1.116)	4525	1.00000	0.6502
32 2-Methylnaphthalene	141		10.342	10.342	(1.126)	10809	1.00000	1.005
33 Hexachlorocyclopentadiene	237		10.727	10.732	(0.892)	188	1.00000	0.05644
34 2,4,6-Trichlorophenol	196		10.876	10.876	(0.904)	2570	1.00000	0.6863
35 2,4,5-Trichlorophenol	196		10.946	10.941	(0.910)	2966	1.00000	0.7728 (M)
\$ 36 2-Fluorobiphenyl	172		10.999	10.999	(0.914)	12920	1.00000	0.9912
37 2-Chloronaphthalene	162		11.111	11.111	(0.924)	11298	1.00000	0.9672
38 2-Nitroaniline	65		11.363	11.363	(0.944)	3584	1.00000	0.7376
39 Dimethylphthalate	163		11.752	11.758	(0.977)	12202	1.00000	0.9531
40 Acenaphthylene	152		11.774	11.779	(0.979)	16753	1.00000	0.9605
41 2,6-Dinitrotoluene	165		11.838	11.843	(0.984)	2098	1.00000	0.7538
* 42 Acenaphthene-d10	164		12.030	12.030	(1.000)	175487	20.0000	
43 3-Nitroaniline	138		12.036	12.035	(1.000)	2246	1.00000	0.7068
44 Acenaphthene	153		12.078	12.078	(1.004)	11142	1.00000	1.012
45 2,4-Dinitrophenol	184		Compound Not Detected.					
46 Dibenzofuran	168		12.340	12.340	(1.026)	15954	1.00000	1.003
47 4-Nitrophenol	109		12.420	12.409	(1.032)	933	1.00000	0.4604 (M)
48 2,4-Dinitrotoluene	165		12.457	12.457	(1.036)	2613	1.00000	0.7239
50 Diethylphthalate	149		12.906	12.911	(1.073)	11669	1.00000	1.001
49 Fluorene	166		12.890	12.890	(1.071)	12831	1.00000	0.9863
51 4-Chlorophenyl-phenylether	204		12.943	12.943	(1.076)	6592	1.00000	1.027
52 4-Nitroaniline	138		13.013	13.018	(1.082)	2013	1.00000	0.7128
53 4,6-Dinitro-2-methylphenol	198		13.104	13.104	(0.912)	936	5.00000	0.4520
54 N-Nitrosodiphenylamine	169		13.152	13.152	(0.915)	8416	1.00000	0.9809
\$ 55 2,4,6-Tribromophenol	330		13.317	13.317	(1.107)	1231	1.00000	0.7357
56 4-Bromophenyl-phenylether	248		13.713	13.713	(0.954)	3173	1.00000	0.9073
57 Hexachlorobenzene	284		13.905	13.910	(0.967)	3528	1.00000	0.9884
58 Pentachlorophenol	266		14.220	14.220	(0.989)	466	1.00000	0.2859
* 59 Phenanthrene-d10	188		14.375	14.375	(1.000)	275001	20.0000	
60 Phenanthrene	178		14.407	14.412	(1.002)	17801	1.00000	1.020
61 Anthracene	178		14.482	14.482	(1.007)	18237	1.00000	1.031
62 Carbazole	167		14.791	14.786	(1.029)	14570	1.00000	1.002
63 Di-n-butylphthalate	149		15.550	15.550	(1.082)	16358	1.00000	0.9402
64 Fluoranthene	202		16.324	16.330	(1.136)	17195	1.00000	0.9649
65 Pyrene	202		16.666	16.672	(0.894)	18047	1.00000	0.9728
\$ 66 Terphenyl-d14	244		17.024	17.029	(0.913)	11123	1.00000	0.9300
67 Butylbenzylphthalate	149		17.937	17.937	(0.962)	6982	1.00000	0.9319
68 Benzo(a)anthracene	228		18.621	18.621	(0.999)	16247	1.00000	0.9830
* 69 Chrysene-d12	240		18.642	18.648	(1.000)	223930	20.0000	
70 3,3'-Dichlorobenzidine	252		18.669	18.664	(1.001)	5386	1.00000	0.8889
71 Chrysene	228		18.680	18.680	(1.002)	16167	1.00000	1.022
72 bis(2-Ethylhexyl)phthalate	149		18.958	18.958	(0.953)	8797	1.00000	0.9011
* 134 Di-n-octylphthalate-d4	153		19.887	19.887	(1.000)	314765	20.0000	
73 Di-n-octylphthalate	149		19.898	19.898	(1.001)	17981	1.00000	1.060

Compounds	QUANT SIG		AMOUNTS				
	MASS	RT	EXP RT	REL RT	RESPONSE	CAL-AMT (ug/mL)	ON-COL (ug/mL)
74 Benzo(b)fluoranthene	252	20.261	20.261	(0.975)	16510	1.00000	0.9121 (H)
75 Benzo(k)fluoranthene	252	20.282	20.293	(0.976)	19249	1.00000	1.035 (M)
76 Benzo(a)pyrene	252	20.693	20.693	(0.996)	15799	1.00000	0.9642
* 77 Perylene-d12	264	20.779	20.779	(1.000)	249789	20.00000	
78 Indeno(1,2,3-cd)pyrene	276	22.119	22.119	(1.065)	20654	1.00000	0.9455
79 Dibenzo(a,h)anthracene	278	22.151	22.151	(1.066)	14942	1.00000	0.9010
80 Benzo(g,h,i)perylene	276	22.413	22.419	(1.079)	17762	1.00000	0.9304
90 N-Nitrosodimethylamine	74	2.197	2.197	(0.308)	6321	1.00000	0.9921
103 Pyridine	79	2.208	2.192	(0.310)	9056	1.00000	0.8286
91 Aniline	93	6.684	6.684	(0.938)	15251	1.00000	1.0000
105 1-methylnaphthalene	141	10.508	10.508	(1.144)	10316	1.00000	1.002
93 Benzidine	184	16.618	16.613	(0.891)	7282	1.00000	0.8566
111 Azobenzene (1,2-DP-Hydrazine)	77	13.184	13.189	(1.096)	17937	1.00000	0.9618
143 1,4-Dioxane	88	1.749	1.749	(0.245)	4220	1.00000	0.9829
§ 137 d8-1,4-Dioxane	96	1.717	1.717	(0.241)	4275	1.00000	0.9343
144 alpha-Terpineol	59	9.280	9.279	(1.010)	5916	1.00000	0.9905
98 Retene	219	17.259	17.259	(0.926)	5731	1.00000	0.9488
133 Butylatedhydroxytoluene	205	12.260	12.260	(1.019)	10409	1.00000	1.028
115 Tributyl Phosphate	99	13.296	13.301	(0.925)	15902	1.00000	0.9671
116 Dibutyl Phenyl Phosphate	175	15.000	15.000	(1.043)	7678	1.00000	0.8981
117 Butyl Diphenyl Phosphate	94	16.656	16.661	(0.893)	3286	1.00000	0.8397
118 Triphenyl Phosphate	326	18.231	18.231	(0.978)	2509	1.00000	0.9999
123 Acetophenone	105	7.853	7.853	(1.102)	10773	1.00000	0.9793
179 n-Decane	57	7.010	7.010	(0.984)	9737	1.00000	1.042
180 n-Octadecane	57	14.396	14.396	(1.001)	8724	1.00000	0.9840
168 Pentachlorobenzene	250	12.383	12.388	(1.029)	4794	1.00000	1.030
113 Diphenyl Oxide	170	11.325	11.325	(0.941)	7778	1.00000	0.9807
112 Biphenyl	154	11.128	11.127	(0.925)	16540	1.00000	1.049

QC Flag Legend

M - Compound response manually integrated.
 H - Operator selected an alternate compound hit.

Analytical Resources, Inc.
 INTERNAL STANDARD COMPOUNDS
 AREA AND RT SUMMARY

Instrument ID: nt6.i
 Lab File ID: 0010611a.d
 Lab Smp Id: ABN 1
 Analysis Type: SV
 Quant Type: ISTD
 Operator: LJR/VTS
 Method File: /chem1/nt6.i/20090611.b/SW846.m
 Misc Info:


Calibration Date: 11-JUN-2009
 Calibration Time: 10:27
 Level:
 Sample Type:

Test Mode:
 Use Initial Calibration Level 4.

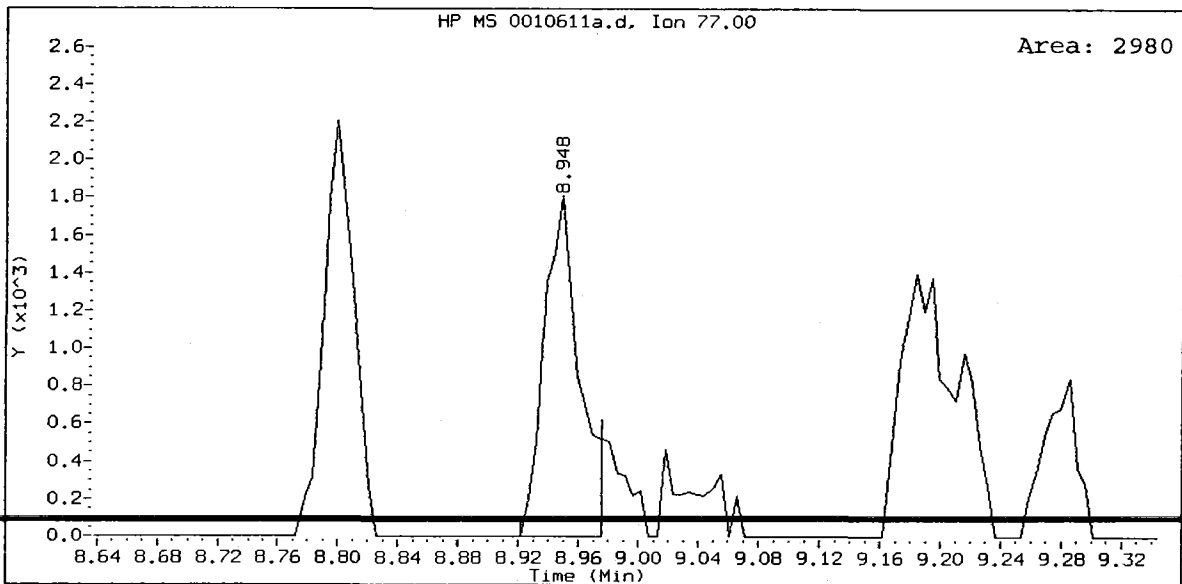
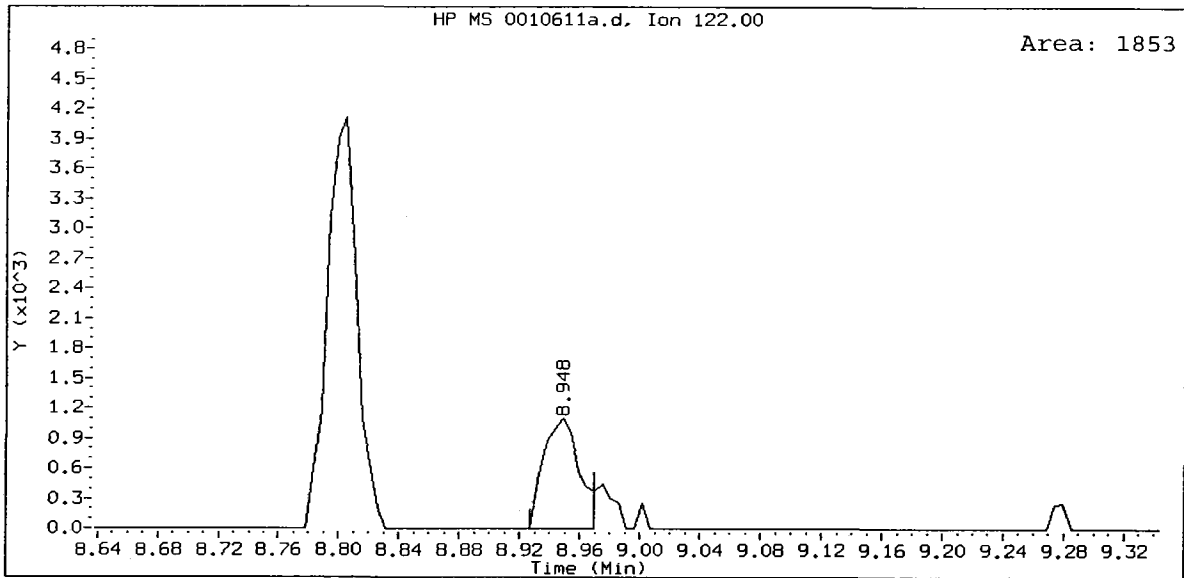
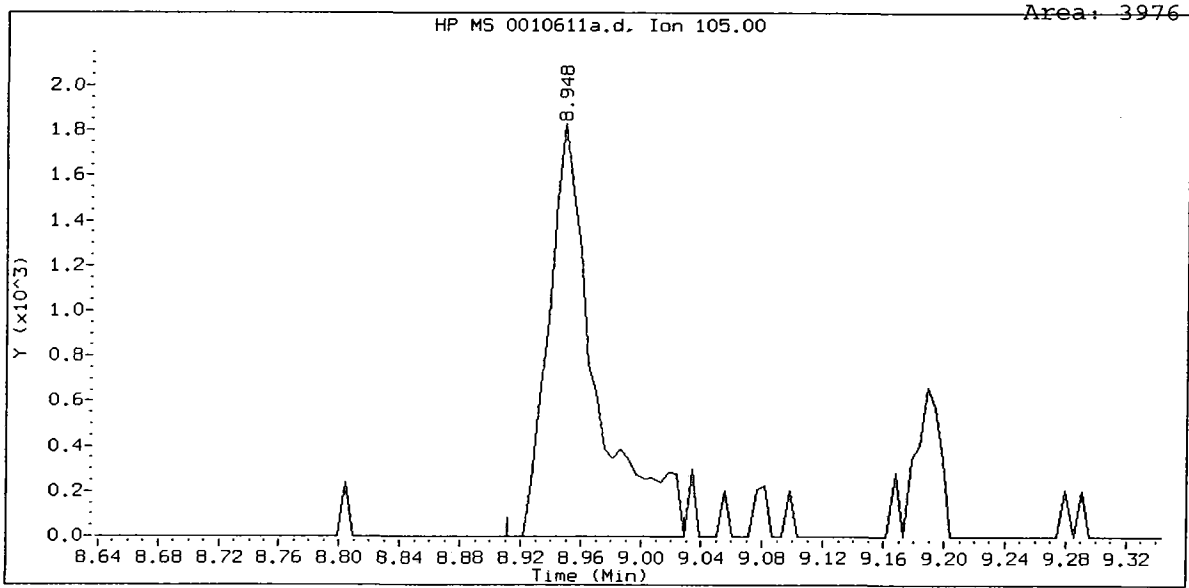
COMPOUND	STANDARD	AREA LIMIT		SAMPLE	%DIFF
		LOWER	UPPER		
8 1,4-Dichlorobenze	112389	56194	224778	100564	-10.52
27 Naphthalene-d8	384492	192246	768984	332068	-13.63
42 Acenaphthene-d10	217478	108739	434956	175487	-19.31
59 Phenanthrene-d10	336594	168297	673188	275001	-18.30
69 Chrysene-d12	247160	123580	494320	223930	-9.40
134 Di-n-octylphthala	347036	173518	694072	314765	-9.30
77 Perylene-d12	232938	116469	465876	249789	7.23

COMPOUND	STANDARD	RT LIMIT		SAMPLE	%DIFF
		LOWER	UPPER		
8 1,4-Dichlorobenze	7.13	6.63	7.63	7.13	-0.11
27 Naphthalene-d8	9.19	8.69	9.69	9.19	-0.03
42 Acenaphthene-d10	12.03	11.53	12.53	12.03	-0.02
59 Phenanthrene-d10	14.38	13.88	14.88	14.37	-0.05
69 Chrysene-d12	18.66	18.16	19.16	18.64	-0.07
134 Di-n-octylphthala	19.89	19.39	20.39	19.89	-0.01
77 Perylene-d12	20.78	20.28	21.28	20.78	-0.01

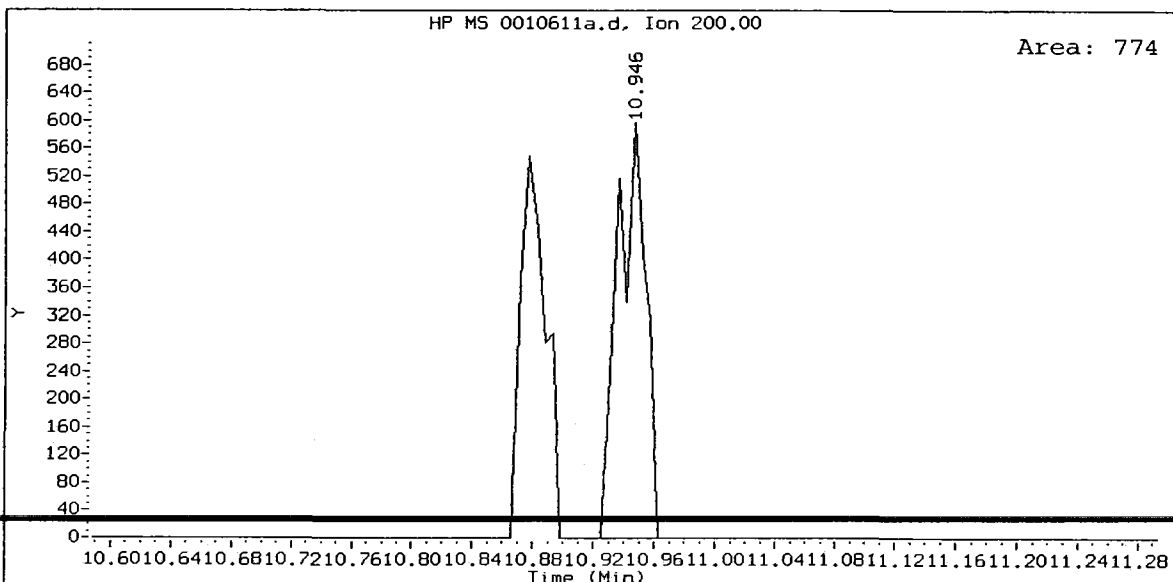
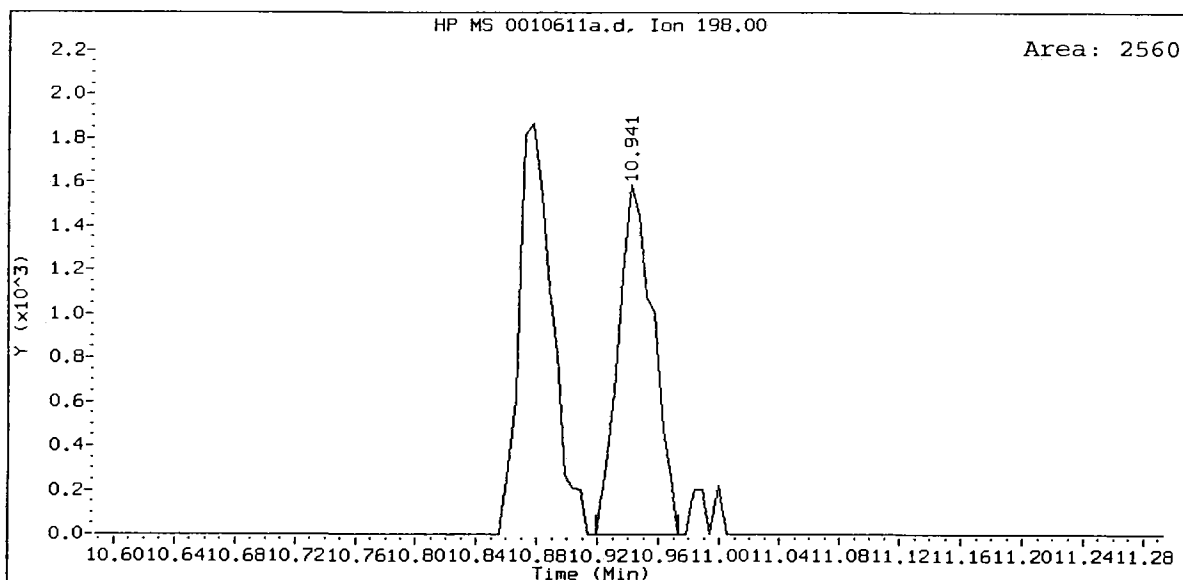
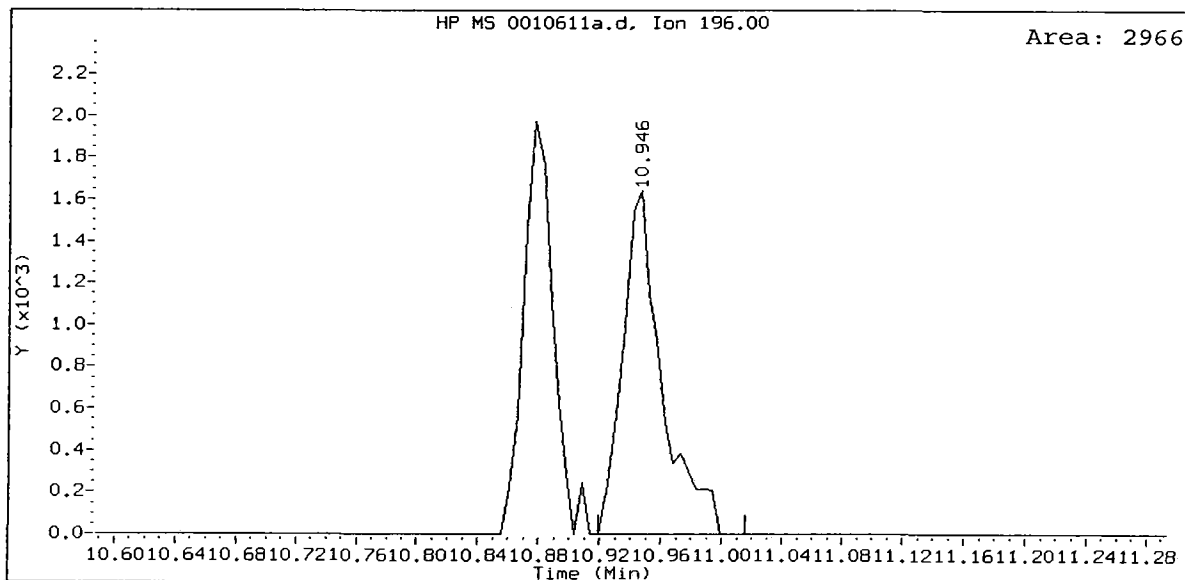
AREA UPPER LIMIT = +100% of internal standard area.
 AREA LOWER LIMIT = - 50% of internal standard area.
 RT UPPER LIMIT = + 0.50 minutes of internal standard RT.
 RT LOWER LIMIT = - 0.50 minutes of internal standard RT.



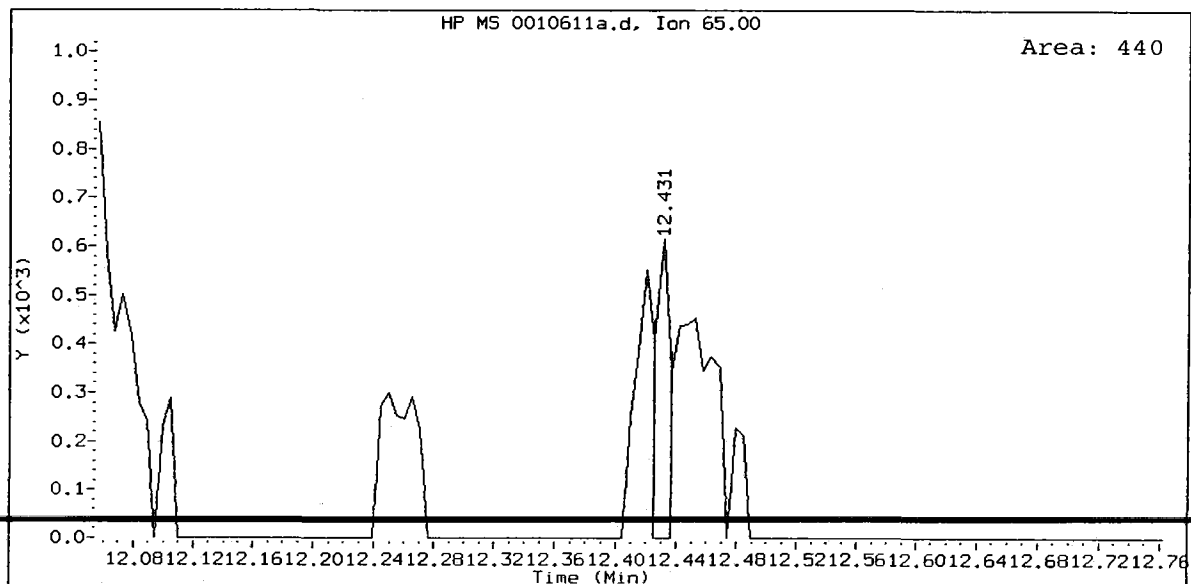
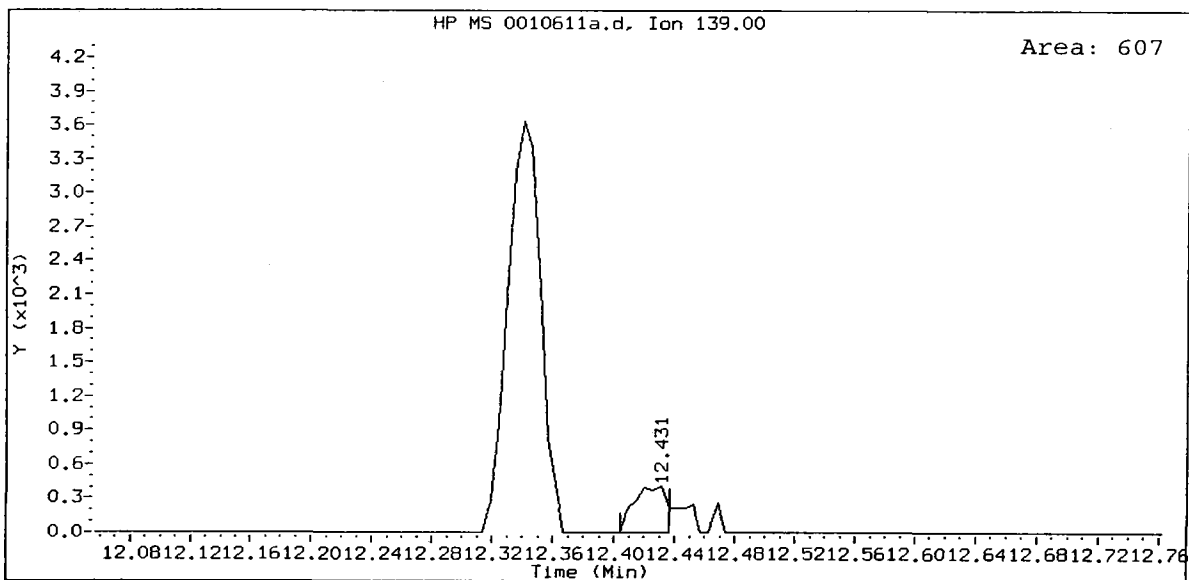
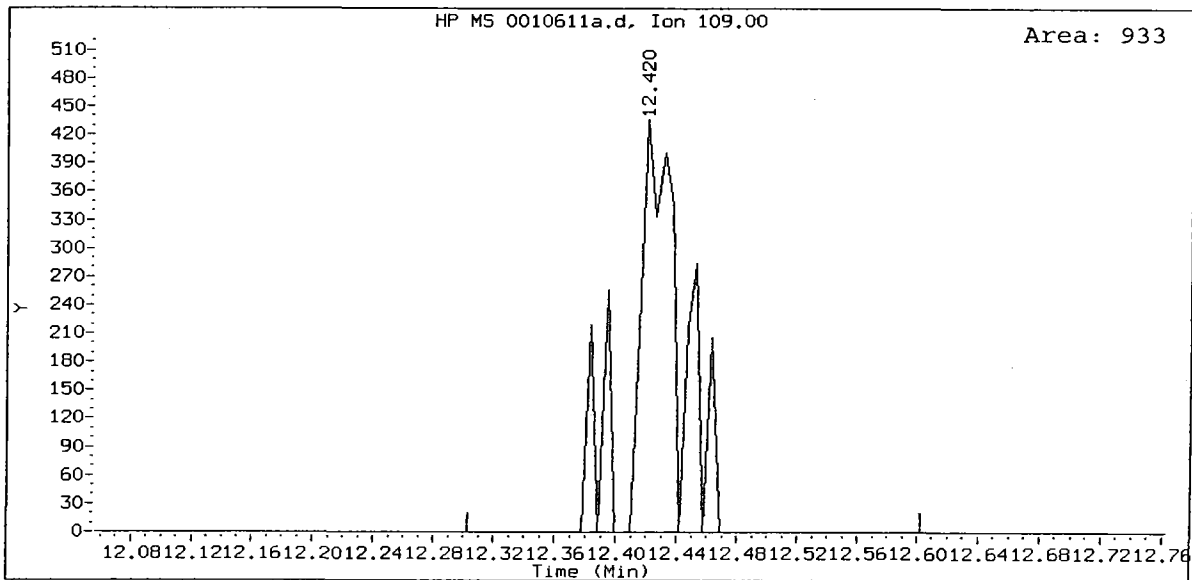
ABN 1, /chem1/nt6.i/20090611.b/0010611a.d
Benzoic acid Amount: 0.75



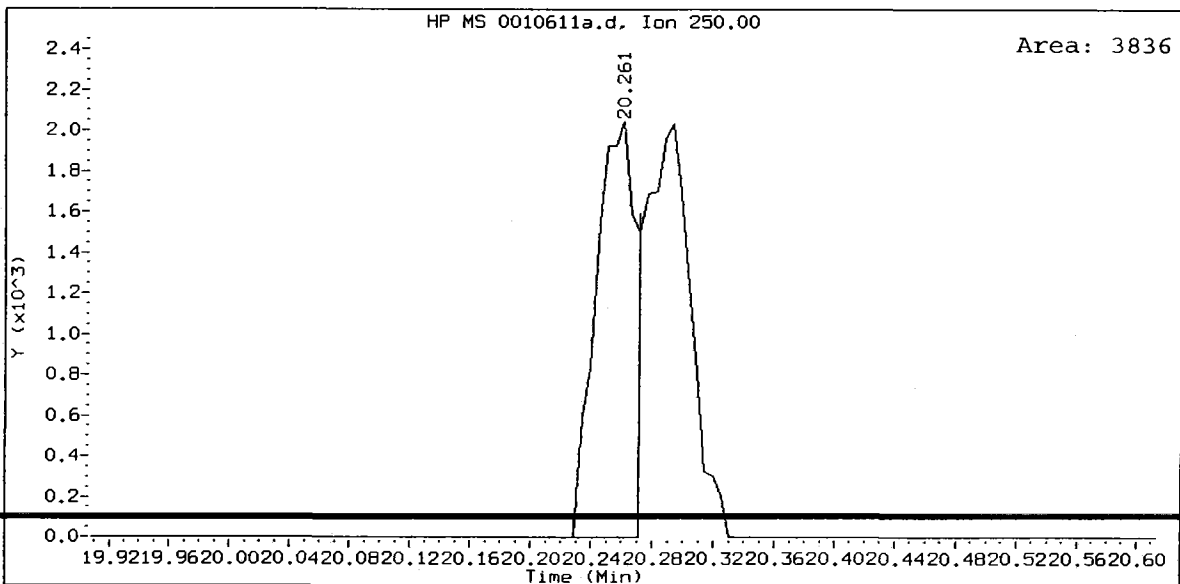
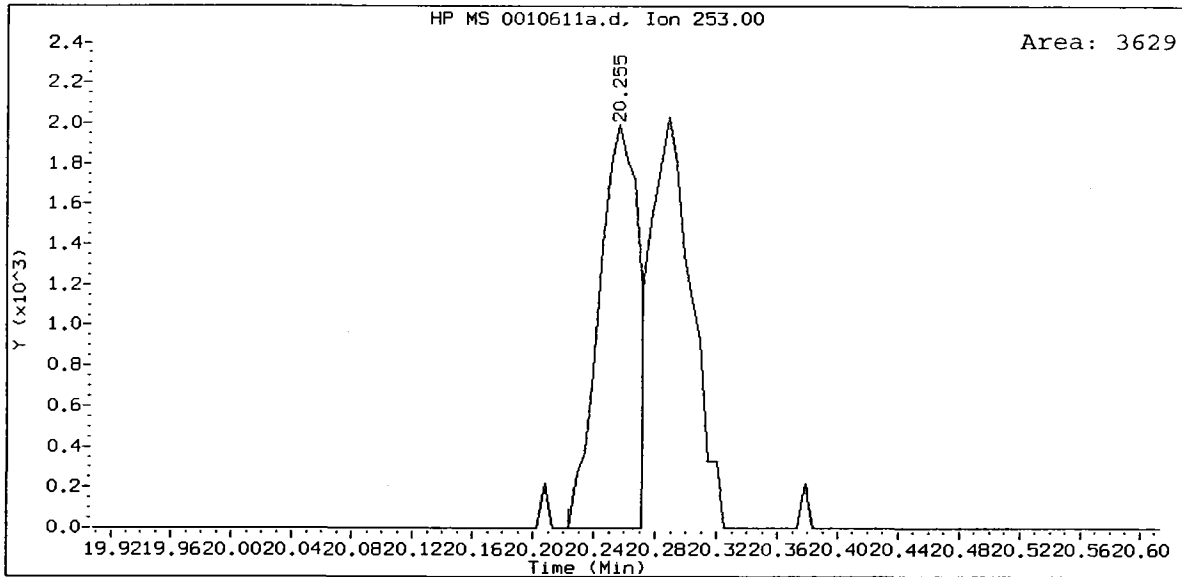
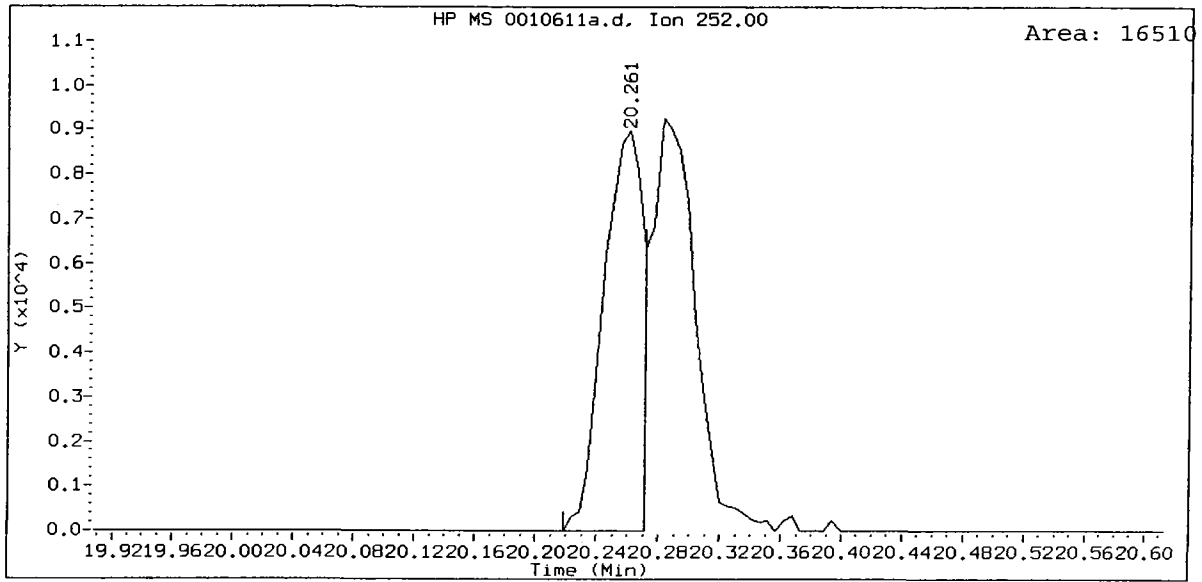
ABN 1, /chem1/nt6.i/20090611.b/0010611a.d
2,4,5-Trichlorophenol Amount: 0.77



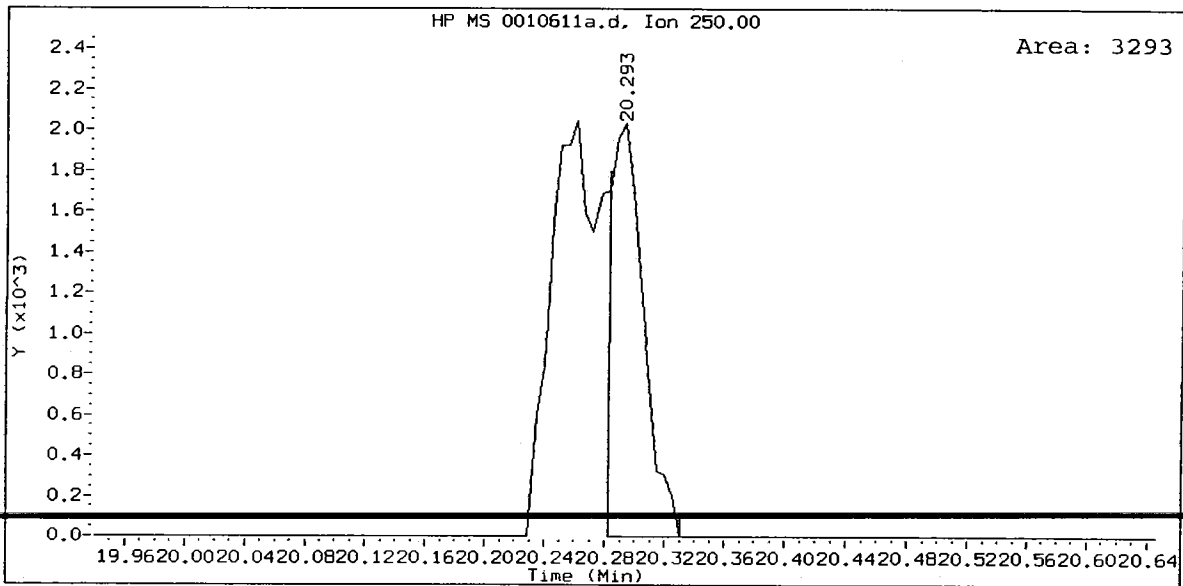
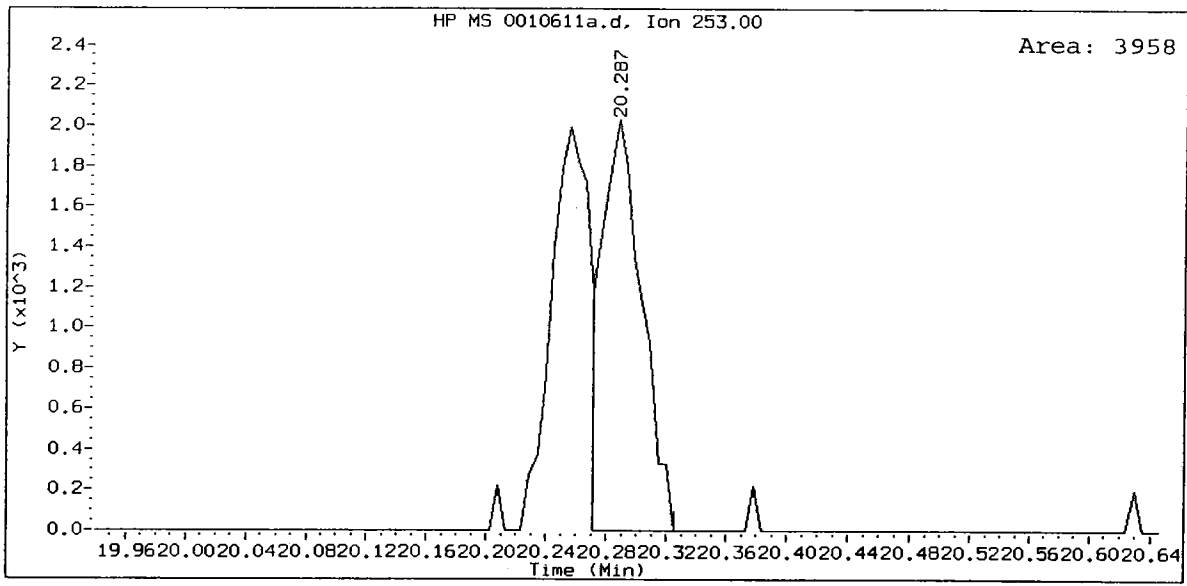
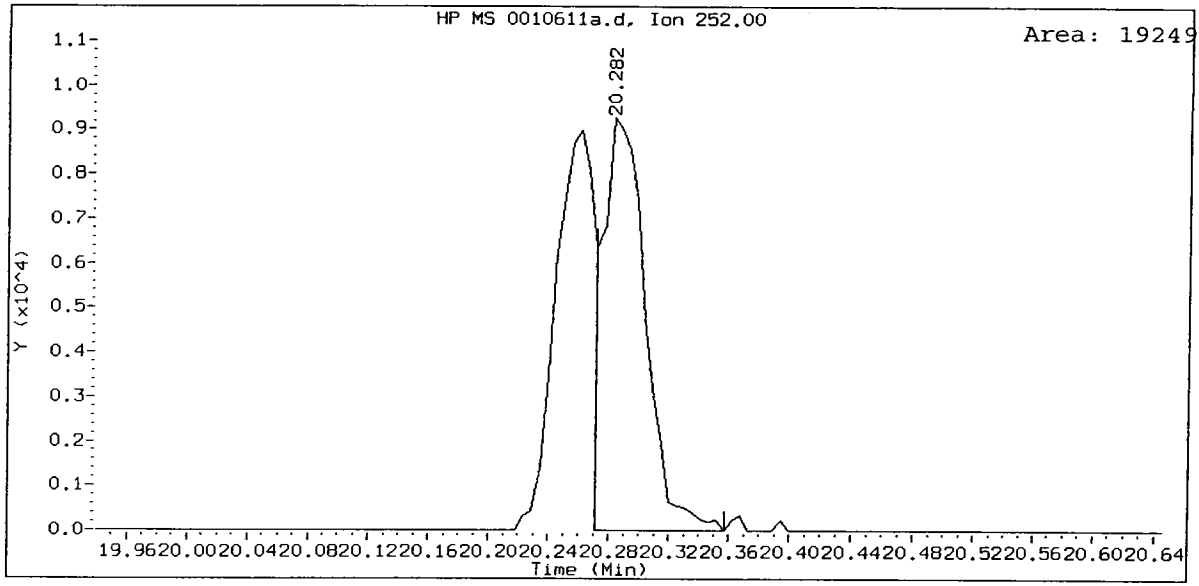
ABN 1, /chem1/nt6.i/20090611.b/0010611a.d
4-Nitrophenol Amount: 0.46



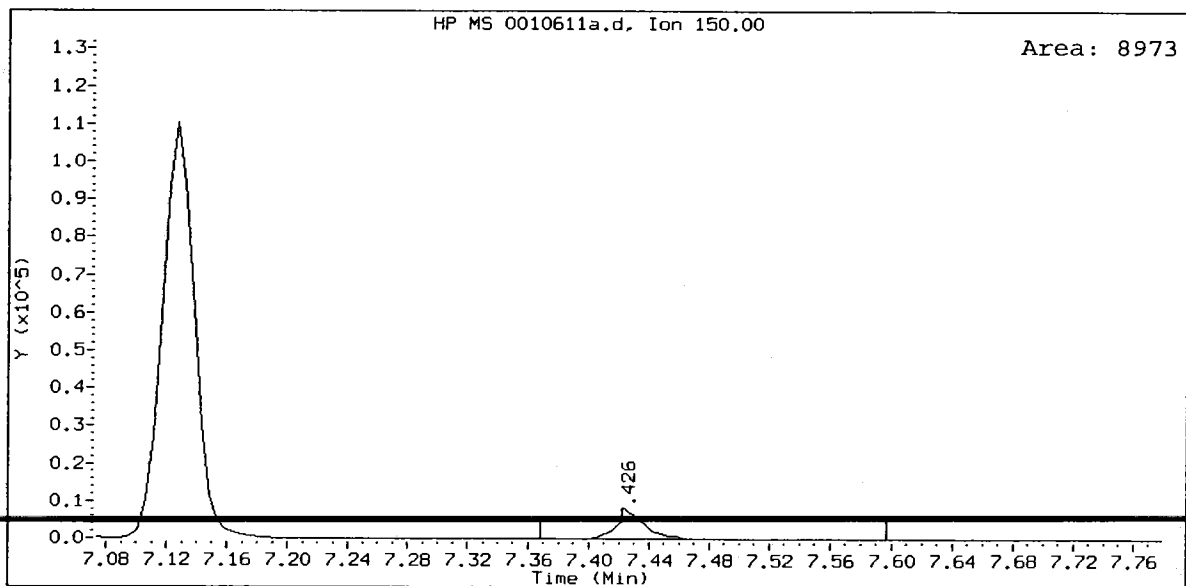
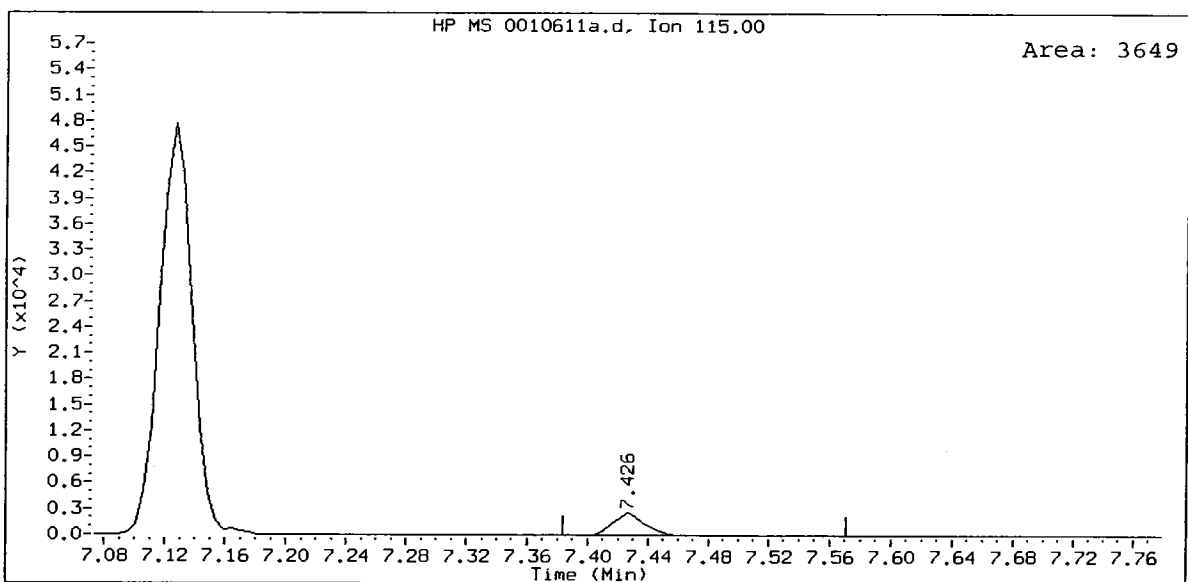
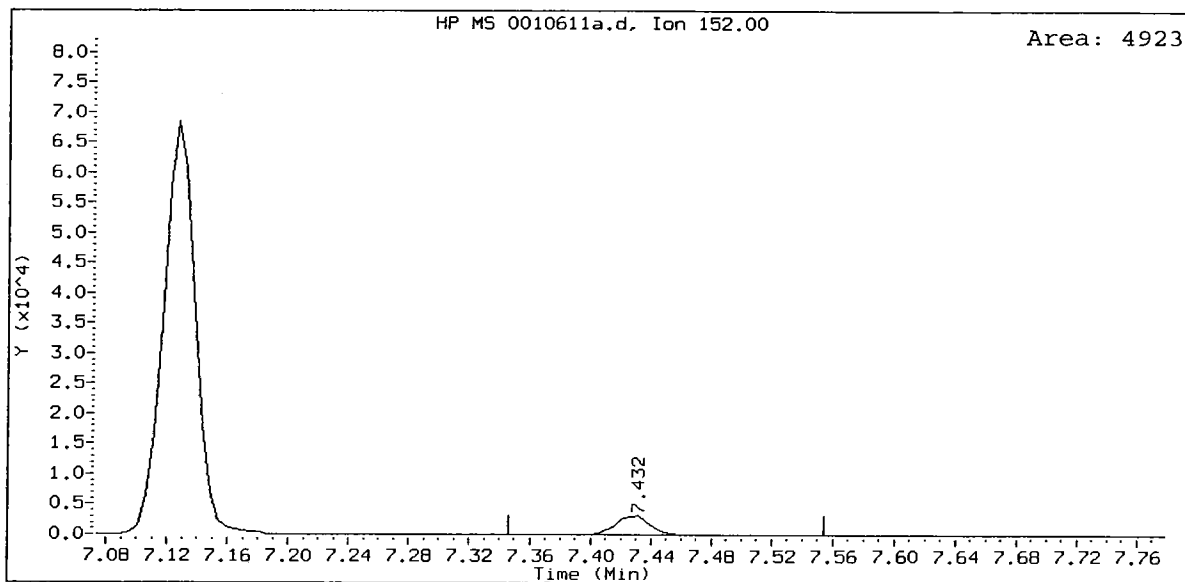
ABN 1, /chem1/nt6.i/20090611.b/0010611a.d
Benzo(b)fluoranthene Amount: 0.91



ABN 1, /chem1/nt6.i/20090611.b/0010611a.d
Benzo(k)fluoranthene Amount: 1.04



ABN 1, /chem1/nt6.i/20090611.b/0010611a.d
1,2-Dichlorobenzene-d4 Amount: 0.98



PB63:00401

Analytical Resources, Inc.

Semivolatle Report SW846 Method 8270D

Data file : /chem1/nt6.i/20090611.b/0050611a.d

Lab Smp Id: ABN 5

Inj Date : 11-JUN-2009 14:21

Operator : LJR/VTS

Inst ID: nt6.i

Smp Info : ABN 5

Misc Info :

LJR
6/11/09

Comment : 1ul Injection

Method : /chem1/nt6.i/20090611.b/SW846.m

Meth Date : 11-Jun-2009 16:21 jeff

Quant Type: ISTD

Cal Date : 11-JUN-2009 14:21

Cal File: 0050611a.d

Als bottle: 8

Calibration Sample, Level: 2

Dil Factor: 1.00000

Integrator: HP RTE

Compound Sublist: ICAL.sub

Target Version: 3.50

Compounds	QUANT	SIG	RT	EXP RT	REL RT	RESPONSE	AMOUNTS	
							CAL-AMT (ug/mL)	ON-COL (ug/mL)
\$ 1 2-Fluorophenol	112		5.103	5.103	(0.716)	44093	5.00000	5.407
\$ 2 Phenol-d5	99		6.780	6.780	(0.951)	61456	5.00000	5.612
3 Phenol	94		6.796	6.796	(0.954)	64527	5.00000	5.456
\$ 5 2-Chlorophenol-d4	132		6.833	6.833	(0.959)	34483	5.00000	5.168
4 Bis(2-Chloroethyl)ether	93		6.828	6.828	(0.958)	48094	5.00000	5.387
6 2-Chlorophenol	128		6.855	6.855	(0.962)	40472	5.00000	5.418
7 1,3-Dichlorobenzene	146		7.063	7.063	(0.991)	44039	5.00000	5.415
* 8 1,4-Dichlorobenzene-d4	152		7.127	7.127	(1.000)	98908	20.0000	
9 1,4-Dichlorobenzene	146		7.154	7.154	(1.004)	43688	5.00000	5.364
\$ 10 1,2-Dichlorobenzene-d4	152		7.426	7.426	(1.042)	26096	5.00000	5.299
12 1,2-Dichlorobenzene	146		7.448	7.448	(1.045)	42576	5.00000	5.325
11 Benzyl alcohol	108		7.453	7.453	(1.046)	30469	5.00000	5.503 (M)
14 2,2'-oxybis(1-Chloropropane)	45		7.720	7.720	(1.083)	60766	5.00000	5.495
13 2-Methylphenol	108		7.731	7.731	(1.085)	41821	5.00000	5.400
17 Hexachloroethane	117		7.939	7.939	(1.114)	20351	5.00000	5.406
16 N-Nitroso-di-n-propylamine	70		7.934	7.934	(1.113)	40845	5.00000	5.563
15 4-Methylphenol	108		7.971	7.971	(1.118)	43479	5.00000	5.492
\$ 18 Nitrobenzene-d5	82		8.078	8.078	(0.879)	57552	5.00000	5.558
19 Nitrobenzene	77		8.104	8.104	(0.882)	60496	5.00000	5.628
20 Isophorone	82		8.500	8.500	(0.925)	99159	5.00000	5.516
21 2-Nitrophenol	139		8.633	8.633	(0.940)	19807	5.00000	5.059
22 2,4-Dimethylphenol	107		8.799	8.799	(0.958)	44929	5.00000	5.242
23 Bis(2-Chloroethoxy)methane	93		8.927	8.927	(0.972)	53650	5.00000	5.417
24 Benzoic acid	105		8.991	8.991	(0.978)	43827	10.0000	8.183 (M)
25 2,4-Dichlorophenol	162		9.034	9.034	(0.983)	28017	5.00000	5.020
26 1,2,4-Trichlorobenzene	180		9.141	9.141	(0.995)	36031	5.00000	5.316
* 27 Naphthalene-d8	136		9.189	9.189	(1.000)	337167	20.0000	

Compounds	QUANT	SIG						AMOUNTS	
			MASS	RT	EXP RT	REL RT	RESPONSE	CAL-AMT (ug/mL)	ON-COL (ug/mL)
=====	====	==	=====	=====	=====	=====	=====	=====	
28 Naphthalene	128		9.215	9.215	(1.003)	108214	5.00000	5.399	
29 4-Chloroaniline	127		9.392	9.392	(1.022)	46136	5.00000	5.339	
30 Hexachlorobutadiene	225		9.557	9.557	(1.040)	19603	5.00000	5.170	
31 4-Chloro-3-methylphenol	107		10.252	10.252	(1.116)	34800	5.00000	4.924	
32 2-Methylnaphthalene	141		10.342	10.342	(1.126)	58978	5.00000	5.402	
33 Hexachlorocyclopentadiene	237		10.732	10.732	(0.892)	9060	5.00000	2.632	
34 2,4,6-Trichlorophenol	196		10.876	10.876	(0.904)	19120	5.00000	4.942	
35 2,4,5-Trichlorophenol	196		10.941	10.941	(0.909)	19110	5.00000	4.819	
\$ 36 2-Fluorobiphenyl	172		10.999	10.999	(0.914)	73814	5.00000	5.480	
37 2-Chloronaphthalene	162		11.111	11.111	(0.924)	65223	5.00000	5.404	
38 2-Nitroaniline	65		11.363	11.363	(0.944)	25752	5.00000	5.130	
39 Dimethylphthalate	163		11.758	11.758	(0.977)	72738	5.00000	5.499	
40 Acenaphthylene	152		11.779	11.779	(0.979)	98372	5.00000	5.458	
41 2,6-Dinitrotoluene	165		11.843	11.843	(0.984)	14637	5.00000	5.089	
* 42 Acenaphthene-d10	164		12.030	12.030	(1.000)	181326	20.0000		
43 3-Nitroaniline	138		12.035	12.035	(1.000)	16603	5.00000	5.056	
44 Acenaphthene	153		12.078	12.078	(1.004)	61587	5.00000	5.415	
45 2,4-Dinitrophenol	184		12.212	12.212	(1.015)	4072	10.0000	13.69	
46 Dibenzofuran	168		12.340	12.340	(1.026)	90254	5.00000	5.492	
47 4-Nitrophenol	109		12.409	12.409	(1.032)	9348	5.00000	4.464	
48 2,4-Dinitrotoluene	165		12.457	12.457	(1.036)	18945	5.00000	5.080	
50 Diethylphthalate	149		12.911	12.911	(1.073)	64166	5.00000	5.329	
49 Fluorene	166		12.890	12.890	(1.071)	72628	5.00000	5.403	
51 4-Chlorophenyl-phenylether	204		12.943	12.943	(1.076)	35680	5.00000	5.378	
52 4-Nitroaniline	138		13.018	13.018	(1.082)	14717	5.00000	5.044	
53 4,6-Dinitro-2-methylphenol	198		13.104	13.104	(0.912)	16794	10.0000	7.850	
54 N-Nitrosodiphenylamine	169		13.152	13.152	(0.915)	47863	5.00000	5.400	
\$ 55 2,4,6-Tribromophenol	330		13.317	13.317	(1.107)	8653	5.00000	5.005	
56 4-Bromophenyl-phenylether	248		13.713	13.713	(0.954)	19346	5.00000	5.355	
57 Hexachlorobenzene	284		13.910	13.910	(0.968)	19769	5.00000	5.361	
58 Pentachlorophenol	266		14.220	14.220	(0.989)	6752	5.00000	4.010	
* 59 Phenanthrene-d10	188		14.375	14.375	(1.000)	284076	20.0000		
60 Phenanthrene	178		14.412	14.412	(1.003)	97988	5.00000	5.434	
61 Anthracene	178		14.482	14.482	(1.007)	98212	5.00000	5.373	
62 Carbazole	167		14.786	14.786	(1.029)	80607	5.00000	5.366	
63 Di-n-butylphthalate	149		15.550	15.550	(1.082)	98889	5.00000	5.502	
64 Fluoranthene	202		16.330	16.330	(1.136)	102832	5.00000	5.586	
65 Pyrene	202		16.672	16.672	(0.894)	103898	5.00000	5.490	
\$ 66 Terphenyl-d14	244		17.029	17.029	(0.913)	65240	5.00000	5.347	
67 Butylbenzylphthalate	149		17.937	17.937	(0.962)	41034	5.00000	5.369	
68 Benzo(a)anthracene	228		18.621	18.621	(0.999)	89063	5.00000	5.282	
* 69 Chrysene-d12	240		18.648	18.648	(1.000)	228455	20.0000		
70 3,3'-Dichlorobenzidine	252		18.664	18.664	(1.001)	34073	5.00000	5.512	
71 Chrysene	228		18.680	18.680	(1.002)	84644	5.00000	5.243	
72 bis(2-Ethylhexyl)phthalate	149		18.958	18.958	(0.953)	54710	5.00000	5.567	
* 134 Di-n-octylphthalate-d4	153		19.887	19.887	(1.000)	316858	20.0000		
73 Di-n-octylphthalate	149		19.898	19.898	(1.001)	93416	5.00000	5.469	

Compounds	QUANT SIG		AMOUNTS				
	MASS	RT	EXP RT	REL RT	RESPONSE	CAL-AMT (ug/mL)	ON-COL (ug/mL)
74 Benzo(b)fluoranthene	252	20.261	20.261	(0.975)	82142	5.00000	4.865
75 Benzo(k)fluoranthene	252	20.293	20.293	(0.977)	104406	5.00000	6.020 (M)
76 Benzo(a)pyrene	252	20.693	20.693	(0.996)	80762	5.00000	5.284
* 77 Perylene-d12	264	20.779	20.779	(1.000)	233018	20.0000	
78 Indeno(1,2,3-cd)pyrene	276	22.119	22.119	(1.065)	104515	5.00000	5.129
79 Dibenzo(a,h)anthracene	278	22.151	22.151	(1.066)	81021	5.00000	5.237
80 Benzo(g,h,i)perylene	276	22.419	22.419	(1.079)	91851	5.00000	5.158
90 N-Nitrosodimethylamine	74	2.197	2.197	(0.308)	33923	5.00000	5.413
103 Pyridine	79	2.192	2.192	(0.308)	56023	5.00000	5.212
91 Aniline	93	6.684	6.684	(0.938)	83027	5.00000	5.535
105 1-methylnaphthalene	141	10.508	10.508	(1.144)	56989	5.00000	5.450
93 Benzidine	184	16.613	16.613	(0.891)	49229	5.00000	5.676
111 Azobenzene (1,2-DP-Hydrazine)	77	13.189	13.189	(1.096)	106787	5.00000	5.542
143 1,4-Dioxane	88	1.749	1.749	(0.245)	22161	5.00000	5.248
§ 137 d8-1,4-Dioxane	96	1.717	1.717	(0.241)	22930	5.00000	5.095
144 alpha-Terpineol	59	9.279	9.279	(1.010)	32604	5.00000	5.376
98 Retene	219	17.259	17.259	(0.926)	32596	5.00000	5.290
133 Butylatedhydroxytoluene	205	12.260	12.260	(1.019)	56062	5.00000	5.361
115 Tributyl Phosphate	99	13.301	13.301	(0.925)	93222	5.00000	5.488
116 Dibutyl Phenyl Phosphate	175	15.000	15.000	(1.043)	47123	5.00000	5.336
117 Butyl Diphenyl Phosphate	94	16.661	16.661	(0.893)	22449	5.00000	5.623
118 Triphenyl Phosphate	326	18.231	18.231	(0.978)	13663	5.00000	5.337
123 Acetophenone	105	7.853	7.853	(1.102)	60600	5.00000	5.601
179 n-Decane	57	7.010	7.010	(0.984)	49957	5.00000	5.436
180 n-Octadecane	57	14.396	14.396	(1.001)	49642	5.00000	5.421
168 Pentachlorobenzene	250	12.388	12.388	(1.030)	26095	5.00000	5.424
113 Diphenyl Oxide	170	11.325	11.325	(0.941)	43298	5.00000	5.283
112 Biphenyl	154	11.127	11.127	(0.925)	90207	5.00000	5.539

QC Flag Legend

M - Compound response manually integrated.

Analytical Resources, Inc.

INTERNAL STANDARD COMPOUNDS
 AREA AND RT SUMMARY

Instrument ID: nt6.i
 Lab File ID: 0050611a.d
 Lab Smp Id: ABN 5
 Analysis Type: SV
 Quant Type: ISTD
 Operator: LJR/VTS
 Method File: /chem1/nt6.i/20090611.b/SW846.m
 Misc Info:

Calibration Date: 11-JUN-2009
 Calibration Time: 10:27

Level:
 Sample Type:

Test Mode: Use Initial Calibration Level 4.

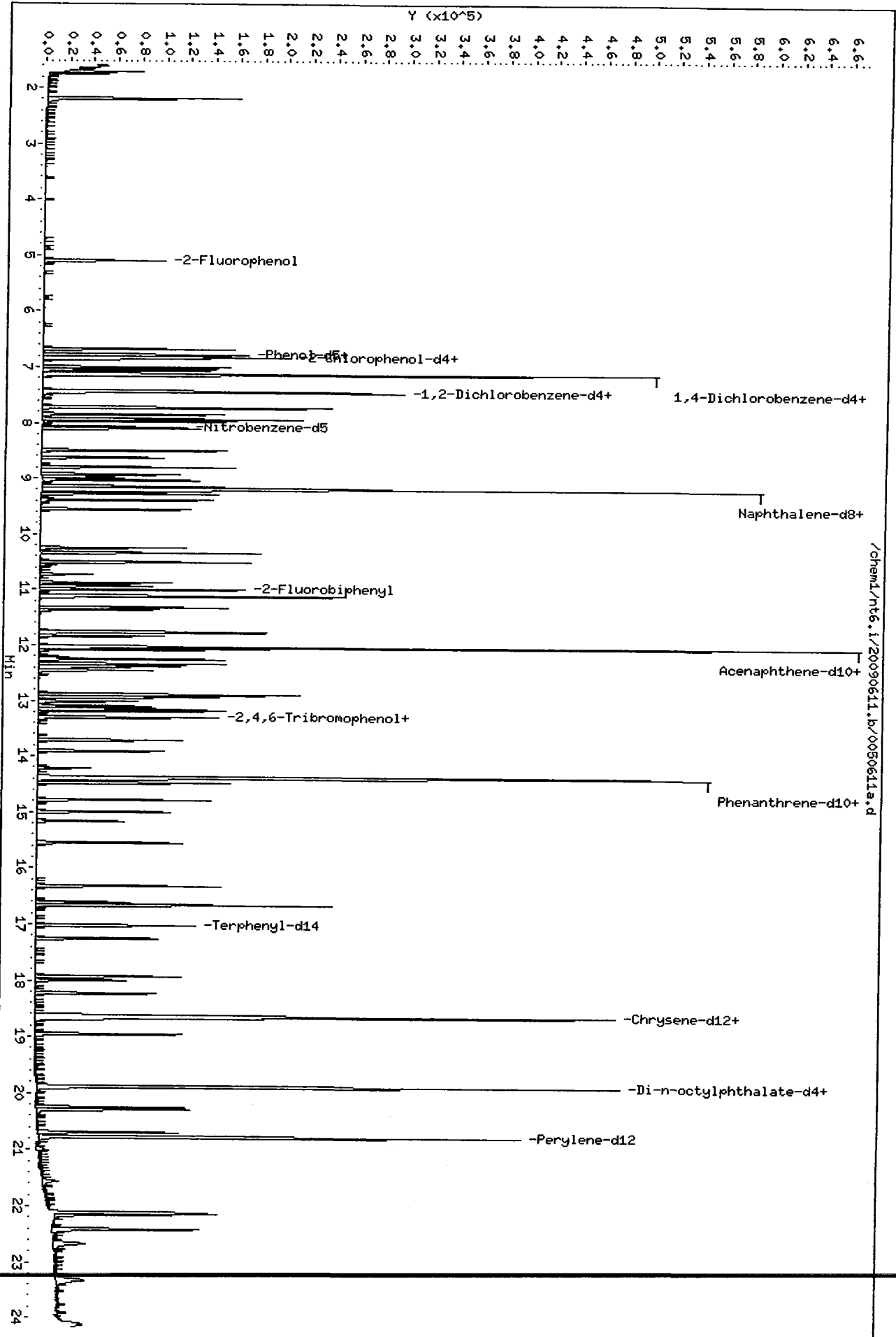
COMPOUND	STANDARD	AREA LIMIT		SAMPLE	%DIFF
		LOWER	UPPER		
8 1,4-Dichlorobenze	112389	56194	224778	98908	-11.99
27 Naphthalene-d8	384492	192246	768984	337167	-12.31
42 Acenaphthene-d10	217478	108739	434956	181326	-16.62
59 Phenanthrene-d10	336594	168297	673188	284076	-15.60
69 Chrysene-d12	247160	123580	494320	228455	-7.57
134 Di-n-octylphthala	347036	173518	694072	316858	-8.70
77 Perylene-d12	232938	116469	465876	233018	0.03

COMPOUND	STANDARD	RT LIMIT		SAMPLE	%DIFF
		LOWER	UPPER		
8 1,4-Dichlorobenze	7.13	6.63	7.63	7.13	-0.11
27 Naphthalene-d8	9.19	8.69	9.69	9.19	-0.03
42 Acenaphthene-d10	12.03	11.53	12.53	12.03	-0.02
59 Phenanthrene-d10	14.38	13.88	14.88	14.37	-0.05
69 Chrysene-d12	18.66	18.16	19.16	18.65	-0.04
134 Di-n-octylphthala	19.89	19.39	20.39	19.89	-0.01
77 Perylene-d12	20.78	20.28	21.28	20.78	-0.01

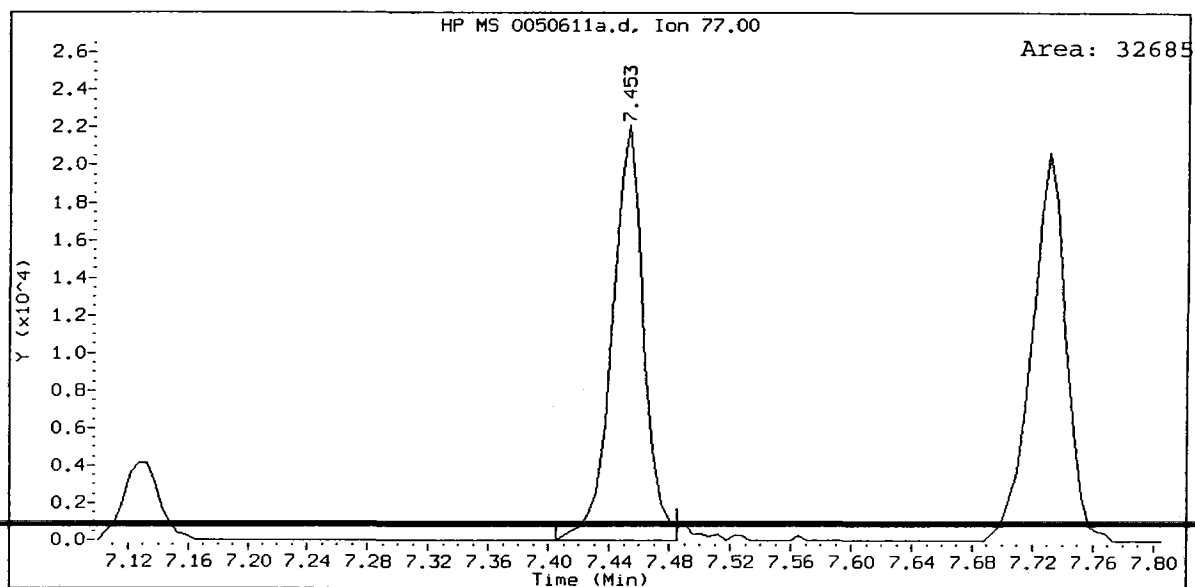
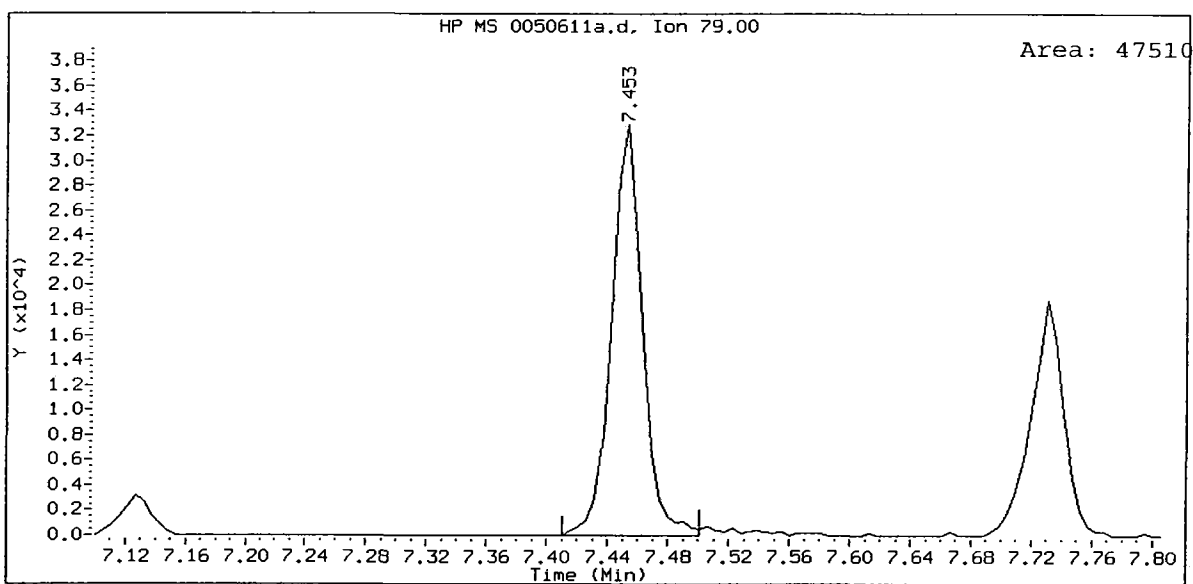
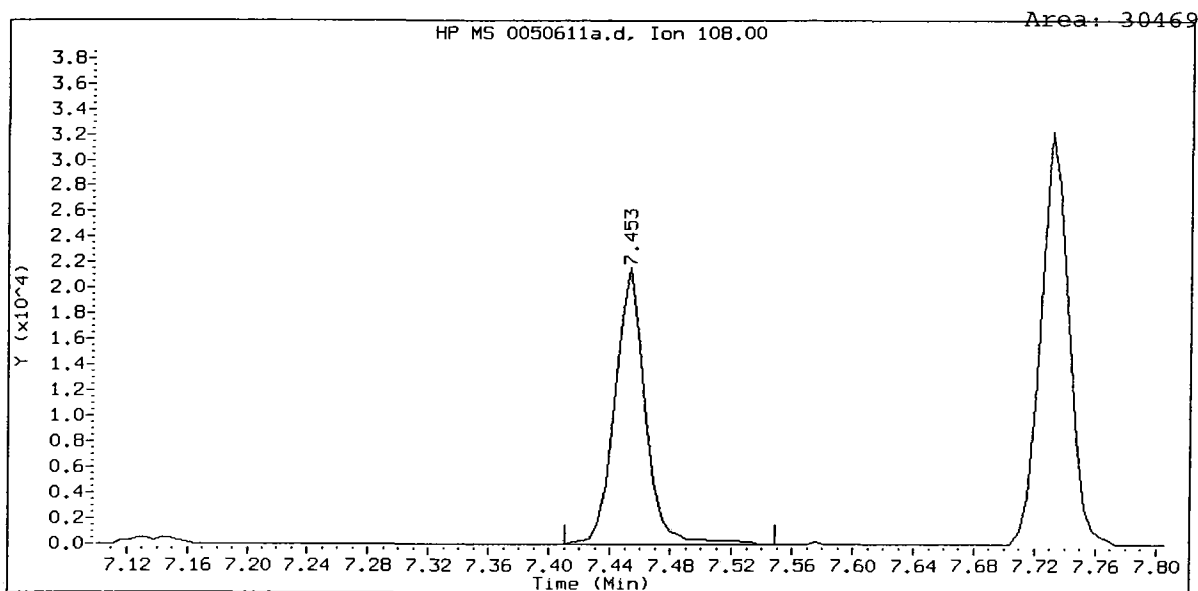
AREA UPPER LIMIT = +100% of internal standard area.
 AREA LOWER LIMIT = - 50% of internal standard area.
 RT UPPER LIMIT = + 0.50 minutes of internal standard RT.
 RT LOWER LIMIT = - 0.50 minutes of internal standard RT.

Column phase: ZB-5

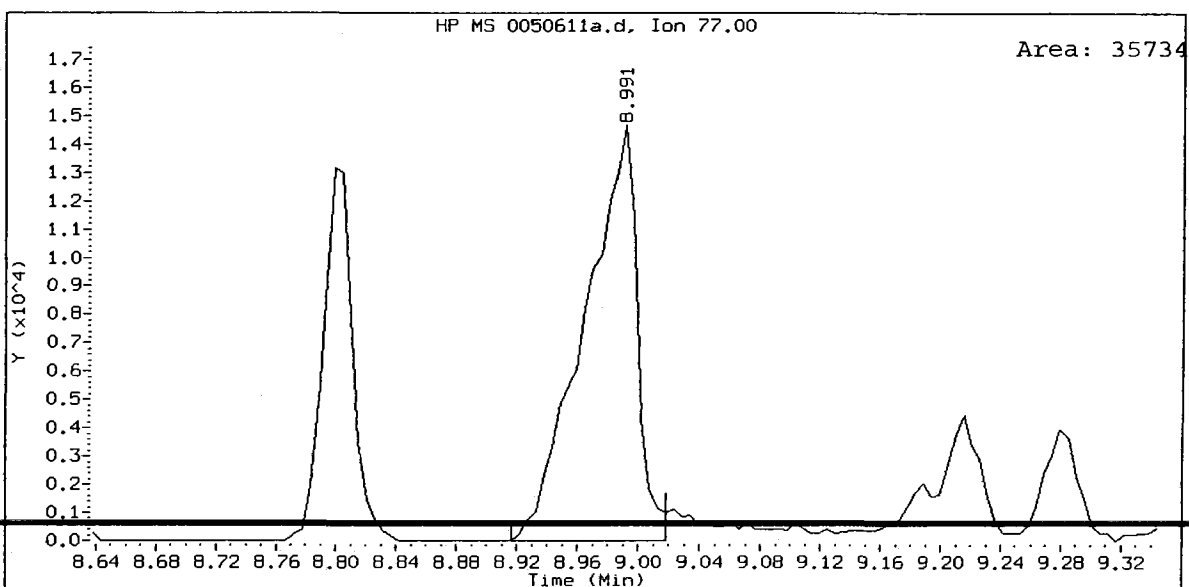
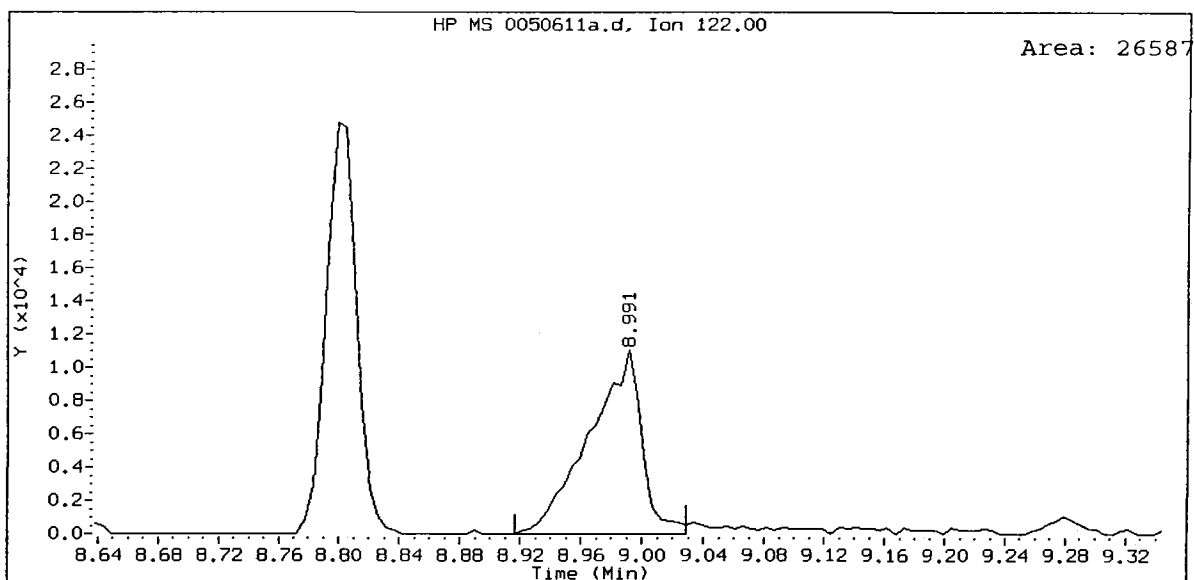
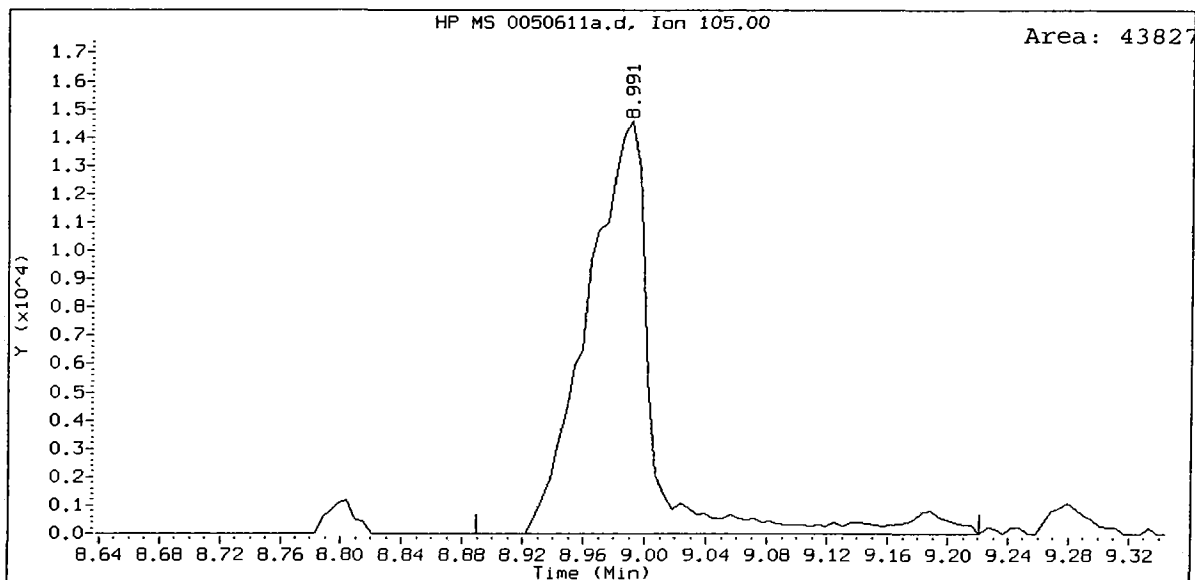
Instrument: nt6.i
Operator: LJR/VTS
Column diameter: 0.32



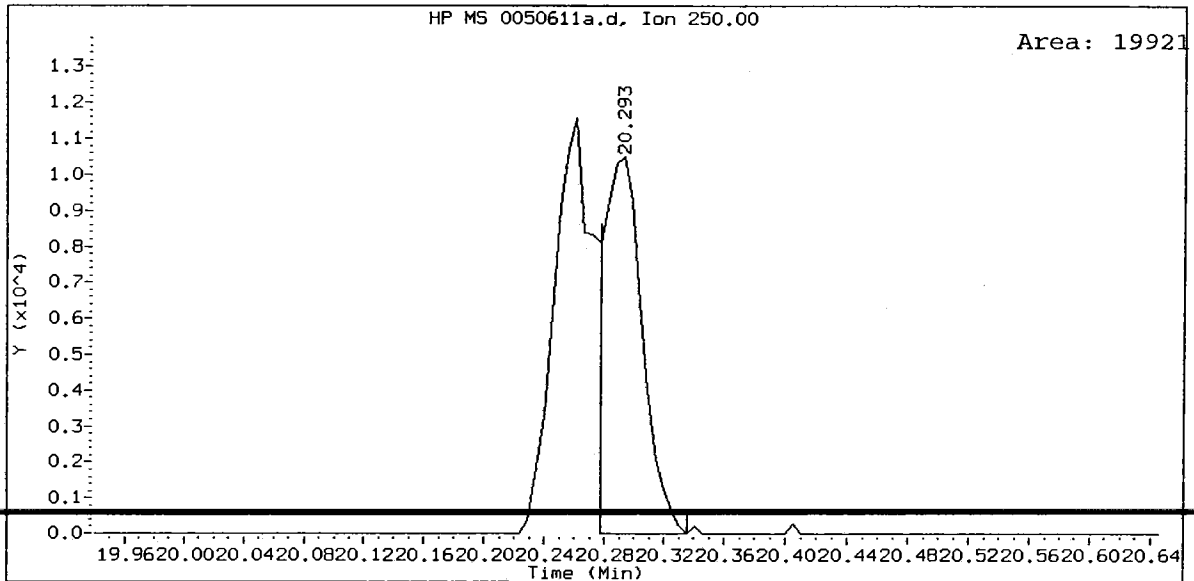
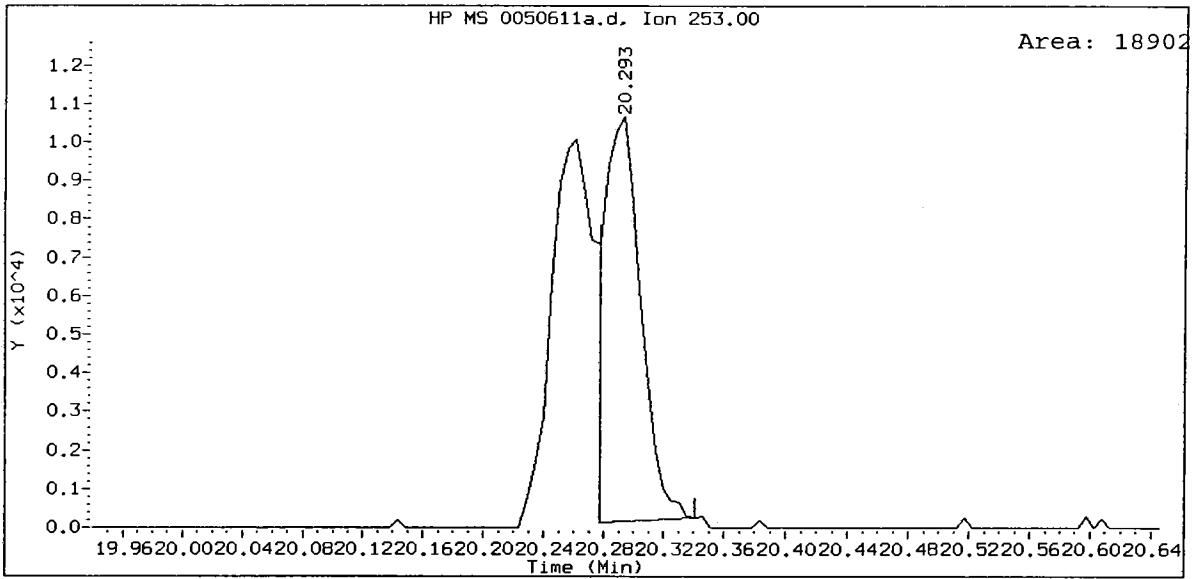
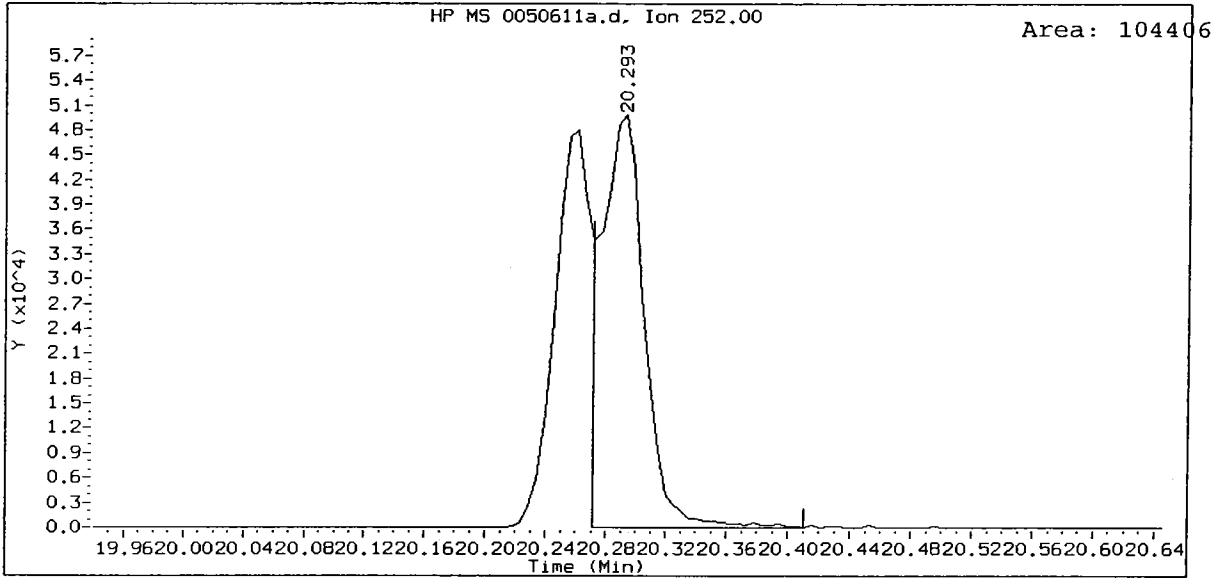
ABN 5, /chem1/nt6.i/20090611.b/0050611a.d
Benzyl alcohol Amount: 5.50



ABN 5, /chem1/nt6.i/20090611.b/0050611a.d
Benzoic acid Amount: 8.18



ABN 5, /chem1/nt6.i/20090611.b/0050611a.d
Benzo(k)fluoranthene Amount: 6.02



Analytical Resources, Inc.

Semivolatile Report SW846 Method 8270D

Data file : /chem1/nt6.i/20090611.b/0100611.d
Lab Smp Id: ABN 10
Inj Date : 11-JUN-2009 13:15
Operator : LJR/VTS
Smp Info : ABN 10
Misc Info :
Comment : 1ul Injection
Method : /chem1/nt6.i/20090611.b/SW846.m
Meth Date : 11-Jun-2009 16:21 jeff
Cal Date : 11-JUN-2009 14:21
Als bottle: 6
Dil Factor: 1.00000
Integrator: HP RTE
Target Version: 3.50

Inst ID: nt6.i
Quant Type: ISTD
Cal File: 0050611a.d
Calibration Sample, Level: 3
Compound Sublist: ICAL.sub

LJR
6/11/09

Compounds	QUANT	SIG	AMOUNTS					
			MASS	RT	EXP RT	REL RT	RESPONSE	CAL-AMT (ug/mL)
=====	=====	=====	=====	=====	=====	=====	=====	=====
\$ 1 2-Fluorophenol	112		5.105	5.103	(0.716)	82516	10.0000	10.31
\$ 2 Phenol-d5	99		6.783	6.780	(0.951)	108785	10.0000	10.13
3 Phenol	94		6.799	6.796	(0.954)	123945	10.0000	10.68
\$ 5 2-Chlorophenol-d4	132		6.831	6.833	(0.958)	66372	10.0000	10.14
4 Bis(2-Chloroethyl) ether	93		6.831	6.828	(0.958)	90699	10.0000	10.36
6 2-Chlorophenol	128		6.857	6.855	(0.962)	78575	10.0000	10.72
7 1,3-Dichlorobenzene	146		7.060	7.063	(0.990)	82544	10.0000	10.35
* 8 1,4-Dichlorobenzene-d4	152		7.130	7.127	(1.000)	97036	20.0000	
9 1,4-Dichlorobenzene	146		7.156	7.154	(1.004)	82754	10.0000	10.36
\$ 10 1,2-Dichlorobenzene-d4	152		7.429	7.426	(1.042)	47985	10.0000	9.931
12 1,2-Dichlorobenzene	146		7.450	7.448	(1.045)	82313	10.0000	10.49
11 Benzyl alcohol	108		7.455	7.453	(1.046)	55803	10.0000	10.27
14 2,2'-oxybis(1-Chloropropane)	45		7.723	7.720	(1.083)	112071	10.0000	10.33
13 2-Methylphenol	108		7.733	7.731	(1.085)	81339	10.0000	10.70 (H)
17 Hexachloroethane	117		7.942	7.939	(1.114)	38911	10.0000	10.53
16 N-Nitroso-di-n-propylamine	70		7.936	7.934	(1.113)	74593	10.0000	10.36
15 4-Methylphenol	108		7.974	7.971	(1.118)	81560	10.0000	10.50
\$ 18 Nitrobenzene-d5	82		8.080	8.078	(0.879)	103023	10.0000	10.43
19 Nitrobenzene	77		8.107	8.104	(0.882)	110097	10.0000	10.74
20 Isophorone	82		8.502	8.500	(0.925)	184046	10.0000	10.73
21 2-Nitrophenol	139		8.631	8.633	(0.939)	38116	10.0000	10.20
22 2,4-Dimethylphenol	107		8.801	8.799	(0.958)	87914	10.0000	10.75
23 Bis(2-Chloroethoxy)methane	93		8.930	8.927	(0.972)	98569	10.0000	10.43
24 Benzoic acid	105		9.031	8.991	(0.983)	97876	20.0000	19.16 (M)
25 2,4-Dichlorophenol	162		9.036	9.034	(0.983)	56460	10.0000	10.60
26 1,2,4-Trichlorobenzene	180		9.143	9.141	(0.995)	65925	10.0000	10.20
* 27 Naphthalene-d8	136		9.191	9.189	(1.000)	321647	20.0000	

Compounds	QUANT	SIG						AMOUNTS	
			MASS	RT	EXP RT	REL RT	RESPONSE	CAL-AMT (ug/mL)	ON-COL (ug/mL)
=====	=====	=====	==	=====	=====	=====	=====	=====	
28 Naphthalene	128		9.218	9.215	(1.003)	202077	10.0000	10.57	
29 4-Chloroaniline	127		9.394	9.392	(1.022)	84923	10.0000	10.30	
30 Hexachlorobutadiene	225		9.560	9.557	(1.040)	36930	10.0000	10.21	
31 4-Chloro-3-methylphenol	107		10.254	10.252	(1.116)	67446	10.0000	10.00	
32 2-Methylnaphthalene	141		10.345	10.342	(1.126)	107934	10.0000	10.36	
33 Hexachlorocyclopentadiene	237		10.730	10.732	(0.892)	22217	10.0000	6.657	
34 2,4,6-Trichlorophenol	196		10.879	10.876	(0.904)	38134	10.0000	10.16	
35 2,4,5-Trichlorophenol	196		10.938	10.941	(0.909)	38061	10.0000	9.898	
\$ 36 2-Fluorobiphenyl	172		11.002	10.999	(0.914)	133593	10.0000	10.23	
37 2-Chloronaphthalene	162		11.114	11.111	(0.924)	119568	10.0000	10.22	
38 2-Nitroaniline	65		11.365	11.363	(0.944)	48503	10.0000	9.964	
39 Dimethylphthalate	163		11.760	11.758	(0.977)	134046	10.0000	10.45	
40 Acenaphthylene	152		11.776	11.779	(0.979)	181231	10.0000	10.37	
41 2,6-Dinitrotoluene	165		11.841	11.843	(0.984)	27772	10.0000	9.959	
* 42 Acenaphthene-d10	164		12.033	12.030	(1.000)	175814	20.0000		
43 3-Nitroaniline	138		12.038	12.035	(1.000)	31527	10.0000	9.902	
44 Acenaphthene	153		12.081	12.078	(1.004)	116594	10.0000	10.57	
45 2,4-Dinitrophenol	184		12.214	12.212	(1.015)	14966	20.0000	20.04	
46 Dibenzofuran	168		12.343	12.340	(1.026)	163582	10.0000	10.27	
47 4-Nitrophenol	109		12.412	12.409	(1.032)	19816	10.0000	9.760	
48 2,4-Dinitrotoluene	165		12.460	12.457	(1.036)	36084	10.0000	9.979	
50 Diethylphthalate	149		12.914	12.911	(1.073)	121477	10.0000	10.41	
49 Fluorene	166		12.893	12.890	(1.071)	134409	10.0000	10.31	
51 4-Chlorophenyl-phenylether	204		12.946	12.943	(1.076)	66060	10.0000	10.27	
52 4-Nitroaniline	138		13.021	13.018	(1.082)	29056	10.0000	10.27	
53 4,6-Dinitro-2-methylphenol	198		13.106	13.104	(0.912)	38911	20.0000	18.86	
54 N-Nitrosodiphenylamine	169		13.154	13.152	(0.915)	89848	10.0000	10.51	
\$ 55 2,4,6-Tribromophenol	330		13.315	13.317	(1.107)	15792	10.0000	9.420	
56 4-Bromophenyl-phenylether	248		13.715	13.713	(0.954)	35910	10.0000	10.31	
57 Hexachlorobenzene	284		13.908	13.910	(0.967)	35798	10.0000	10.07	
58 Pentachlorophenol	266		14.223	14.220	(0.989)	14513	10.0000	8.937	
* 59 Phenanthrene-d10	188		14.378	14.375	(1.000)	273945	20.0000		
60 Phenanthrene	178		14.410	14.412	(1.002)	183673	10.0000	10.56	
61 Anthracene	178		14.484	14.482	(1.007)	185734	10.0000	10.54	
62 Carbazole	167		14.789	14.786	(1.029)	152296	10.0000	10.51	
63 Di-n-butylphthalate	149		15.553	15.550	(1.082)	184194	10.0000	10.63	
64 Fluoranthene	202		16.327	16.330	(1.136)	189590	10.0000	10.68	
65 Pyrene	202		16.669	16.672	(0.894)	192156	10.0000	10.30	
\$ 66 Terphenyl-d14	244		17.032	17.029	(0.913)	120602	10.0000	10.03	
67 Butylbenzylphthalate	149		17.940	17.937	(0.962)	79397	10.0000	10.54	
68 Benzo(a)anthracene	228		18.624	18.621	(0.999)	173493	10.0000	10.44	
* 69 Chrysene-d12	240		18.645	18.648	(1.000)	225200	20.0000		
70 3,3'-Dichlorobenzidine	252		18.666	18.664	(1.001)	63386	10.0000	10.40	
71 Chrysene	228		18.682	18.680	(1.002)	162803	10.0000	10.23	
72 bis(2-Ethylhexyl)phthalate	149		18.955	18.958	(0.953)	106311	10.0000	10.63	
* 134 Di-n-octylphthalate-d4	153		19.890	19.887	(1.000)	322577	20.0000		
73 Di-n-octylphthalate	149		19.895	19.898	(1.000)	182918	10.0000	10.52	

Compounds	QUANT SIG			AMOUNTS			
	MASS	RT	EXP RT	REL RT	RESPONSE	CAL-AMT (ug/mL)	ON-COL (ug/mL)
=====	====	==	=====	=====	=====	=====	=====
74 Benzo(b)fluoranthene	252	20.258	20.261	(0.975)	192540	10.0000	10.94
75 Benzo(k)fluoranthene	252	20.295	20.293	(0.977)	178729	10.0000	9.883
76 Benzo(a)pyrene	252	20.696	20.693	(0.996)	164636	10.0000	10.33
* 77 Perylene-d12	264	20.781	20.779	(1.000)	242978	20.0000	10.33
78 Indeno(1,2,3-cd)pyrene	276	22.122	22.119	(1.064)	209945	10.0000	9.881
79 Dibenzo(a,h)anthracene	278	22.154	22.151	(1.066)	166051	10.0000	10.29
80 Benzo(g,h,i)perylene	276	22.421	22.419	(1.079)	188889	10.0000	10.17
90 N-Nitrosodimethylamine	74	2.200	2.197	(0.309)	64367	10.0000	10.47
103 Pyridine	79	2.189	2.192	(0.307)	108120	10.0000	10.25
91 Aniline	93	6.686	6.684	(0.938)	152333	10.0000	10.35
105 1-methylnaphthalene	141	10.511	10.508	(1.144)	103720	10.0000	10.40
93 Benzidine	184	16.610	16.613	(0.891)	93183	10.0000	10.90
111 Azobenzene (1,2-DP-Hydrazine)	77	13.186	13.189	(1.096)	197142	10.0000	10.55
143 1,4-Dioxane	88	1.746	1.749	(0.245)	41989	10.0000	10.14
§ 137 d8-1,4-Dioxane	96	1.714	1.717	(0.240)	42052	10.0000	9.525
144 alpha-Terpineol	59	9.282	9.279	(1.010)	60059	10.0000	10.38
98 Retene	219	17.262	17.259	(0.926)	63173	10.0000	10.40
133 Butylatedhydroxytoluene	205	12.257	12.260	(1.019)	104851	10.0000	10.34
115 Tributyl Phosphate	99	13.304	13.301	(0.925)	173073	10.0000	10.57
116 Dibutyl Phenyl Phosphate	175	15.002	15.000	(1.043)	88681	10.0000	10.41
117 Butyl Diphenyl Phosphate	94	16.658	16.661	(0.893)	40693	10.0000	10.34
118 Triphenyl Phosphate	326	18.239	18.231	(0.978)	26086	10.0000	10.34
123 Acetophenone	105	7.856	7.853	(1.102)	112966	10.0000	10.64
179 n-Decane	57	7.012	7.010	(0.984)	93975	10.0000	10.42
180 n-Octadecane	57	14.399	14.396	(1.001)	93482	10.0000	10.59
168 Pentachlorobenzene	250	12.391	12.388	(1.030)	47299	10.0000	10.14
113 Diphenyl Oxide	170	11.328	11.325	(0.941)	80547	10.0000	10.14
112 Biphenyl	154	11.130	11.127	(0.925)	163279	10.0000	10.34

QC Flag Legend

- M - Compound response manually integrated.
- H - Operator selected an alternate compound hit.

Analytical Resources, Inc.

INTERNAL STANDARD COMPOUNDS
 AREA AND RT SUMMARY

Instrument ID: nt6.i
 Lab File ID: 0100611.d
 Lab Smp Id: ABN 10
 Analysis Type: SV
 Quant Type: ISTD
 Operator: LJR/VTS
 Method File: /chem1/nt6.i/20090611.b/SW846.m
 Misc Info:

Calibration Date: 11-JUN-2009
 Calibration Time: 10:27

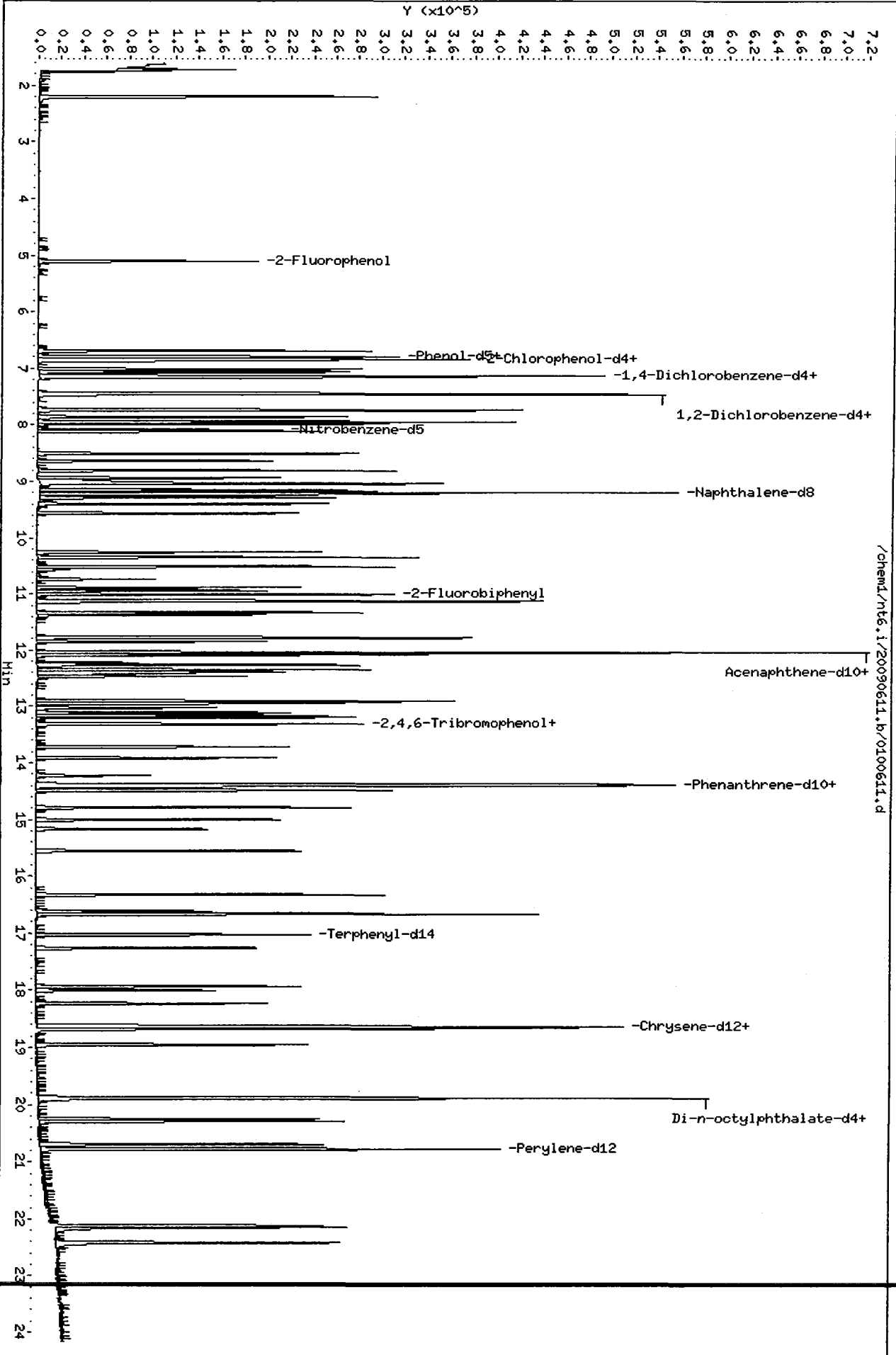
Level:
 Sample Type:

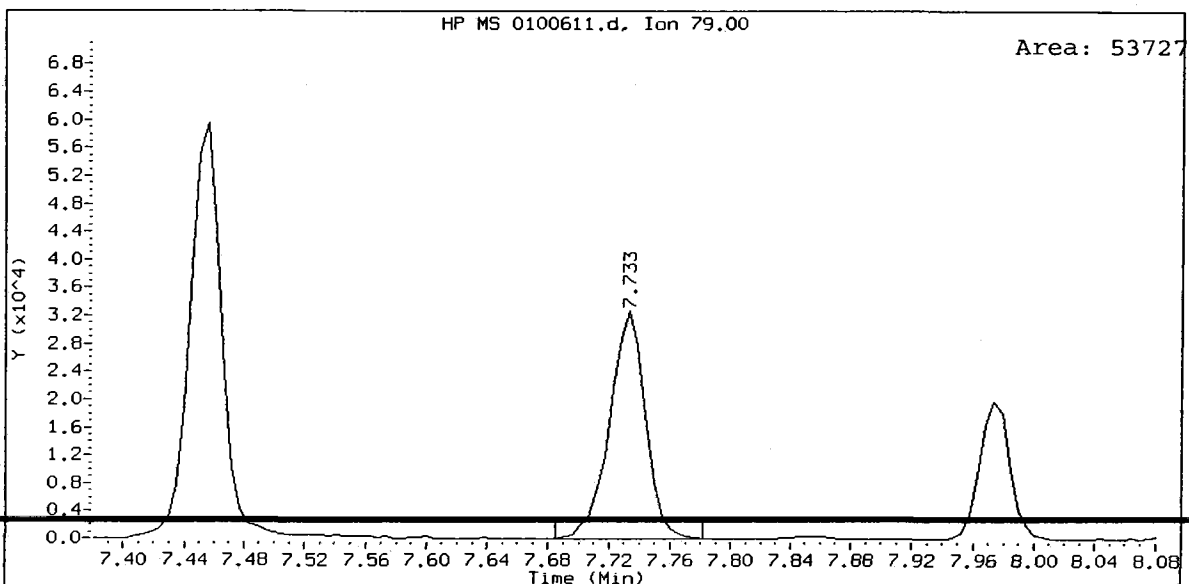
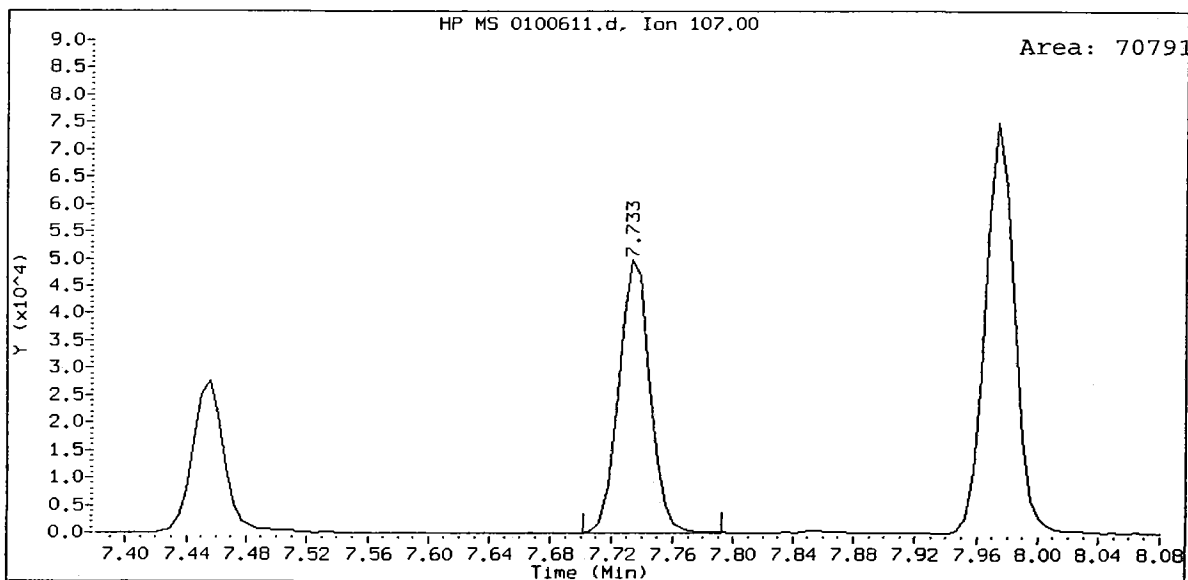
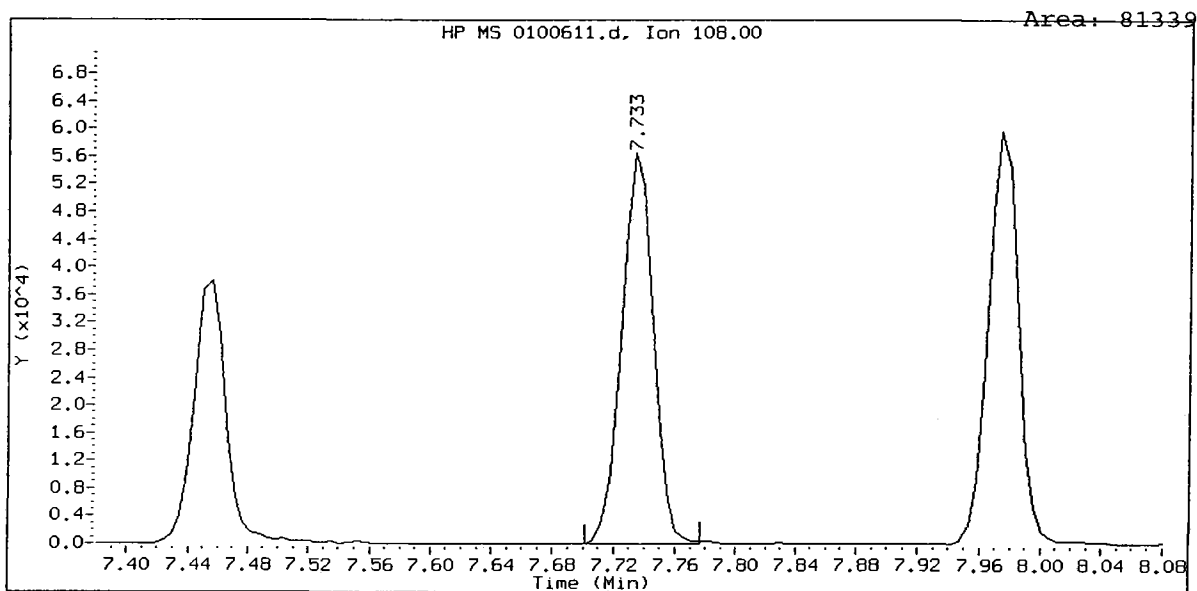
Test Mode: Use Initial Calibration Level 4.

COMPOUND	STANDARD	AREA LIMIT		SAMPLE	%DIFF
		LOWER	UPPER		
8 1,4-Dichlorobenze	112389	56194	224778	97036	-13.66
27 Naphthalene-d8	384492	192246	768984	321647	-16.34
42 Acenaphthene-d10	217478	108739	434956	175814	-19.16
59 Phenanthrene-d10	336594	168297	673188	273945	-18.61
69 Chrysene-d12	247160	123580	494320	225200	-8.88
134 Di-n-octylphthala	347036	173518	694072	322577	-7.05
77 Perylene-d12	232938	116469	465876	242978	4.31

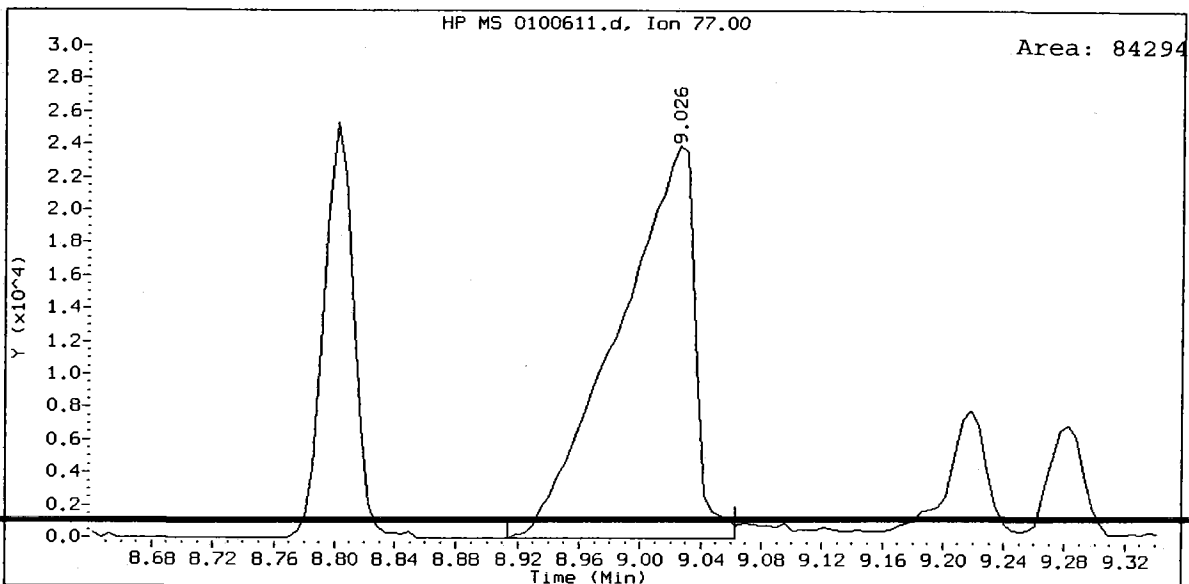
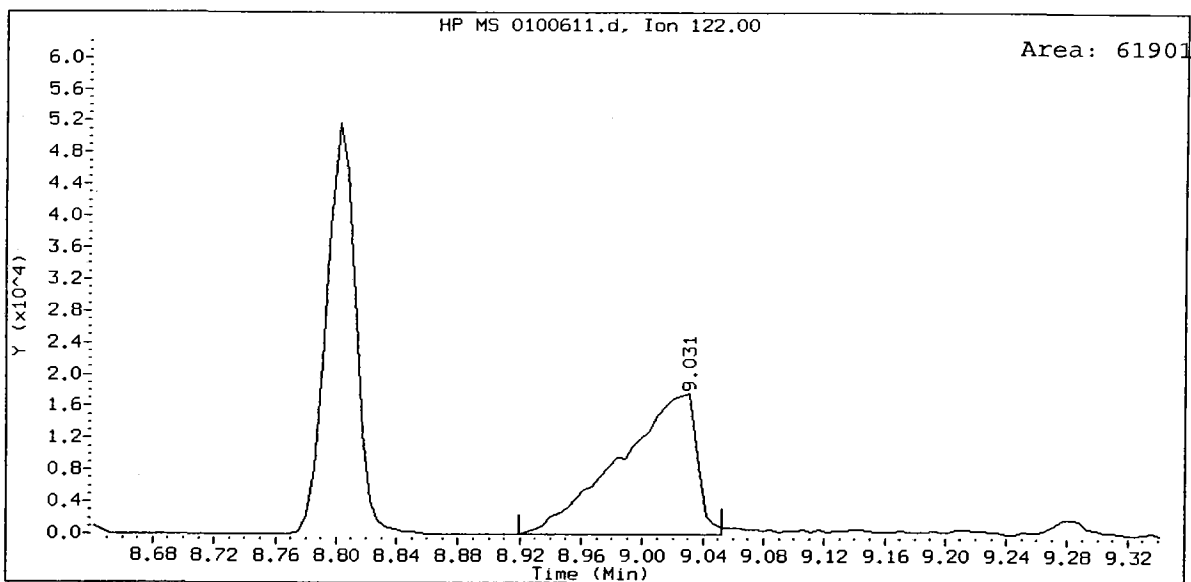
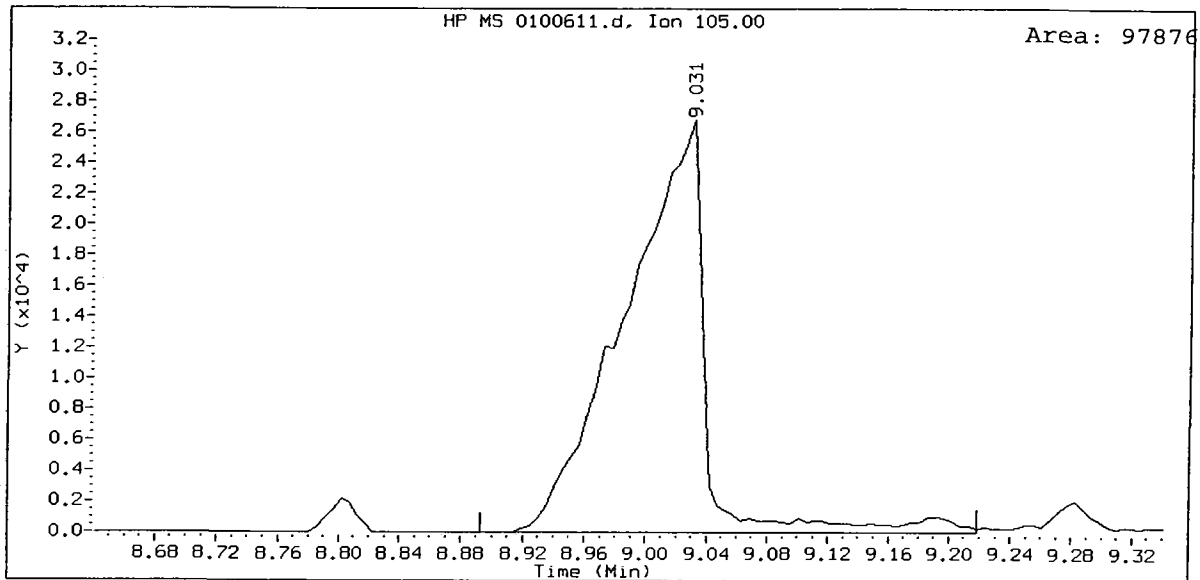
COMPOUND	STANDARD	RT LIMIT		SAMPLE	%DIFF
		LOWER	UPPER		
8 1,4-Dichlorobenze	7.13	6.63	7.63	7.13	-0.07
27 Naphthalene-d8	9.19	8.69	9.69	9.19	0.00
42 Acenaphthene-d10	12.03	11.53	12.53	12.03	0.00
59 Phenanthrene-d10	14.38	13.88	14.88	14.38	-0.04
69 Chrysene-d12	18.66	18.16	19.16	18.65	-0.06
134 Di-n-octylphthala	19.89	19.39	20.39	19.89	0.00
77 Perylene-d12	20.78	20.28	21.28	20.78	0.00

AREA UPPER LIMIT = +100% of internal standard area.
 AREA LOWER LIMIT = - 50% of internal standard area.
 RT UPPER LIMIT = + 0.50 minutes of internal standard RT.
 RT LOWER LIMIT = - 0.50 minutes of internal standard RT.





ABN 10, /chem1/nt6.i/20090611.b/0100611.d
Benzoic acid Amount: 19.16



Analytical Resources, Inc.

Semivolatiles Report SW846 Method 8270D

Data file : /chem1/nt6.i/20090611.b/0250611.d
 Lab Smp Id: ABN 25
 Inj Date : 11-JUN-2009 10:27
 Operator : LJR/VTS
 Smp Info : ABN 25
 Misc Info :
 Comment : 1ul Injection
 Method : /chem1/nt6.i/20090611.b/SW846.m
 Meth Date : 11-Jun-2009 16:21 jeff
 Cal Date : 11-JUN-2009 14:21
 Als bottle: 1
 Dil Factor: 1.00000
 Integrator: HP RTE
 Target Version: 3.50

Inst ID: nt6.i
 Quant Type: ISTD
 Cal File: 0050611a.d
 Calibration Sample, Level: 4
 Compound Sublist: ICAL.sub

LJR
6/11/09

Compounds	QUANT	SIG	RT	EXP RT	REL RT	RESPONSE	AMOUNTS	
							CAL-AMT (ug/mL)	ON-COL (ug/mL)
\$ 1 2-Fluorophenol	112		5.105	5.103	(0.687)	230657	25.0000	24.89 (M)
\$ 2 Phenol-d5	99		6.788	6.780	(0.913)	315441	25.0000	25.35
3 Phenol	94		6.809	6.796	(0.916)	335041	25.0000	24.93
\$ 5 2-Chlorophenol-d4	132		6.836	6.833	(0.920)	187866	25.0000	24.78
4 Bis(2-Chloroethyl)ether	93		6.836	6.828	(0.920)	251860	25.0000	24.83
6 2-Chlorophenol	128		6.863	6.855	(0.923)	209087	25.0000	24.63
7 1,3-Dichlorobenzene	146		7.065	7.063	(0.950)	227028	25.0000	24.57 (H)
* 8 1,4-Dichlorobenzene-d4	152		7.135	7.127	(1.000)	112389	20.0000	(H)
9 1,4-Dichlorobenzene	146		7.156	7.154	(0.963)	229732	25.0000	24.82 (H)
\$ 10 1,2-Dichlorobenzene-d4	152		7.434	7.426	(1.000)	138749	25.0000	24.79
12 1,2-Dichlorobenzene	146		7.450	7.448	(1.002)	219866	25.0000	24.20
11 Benzyl alcohol	108		7.461	7.453	(1.046)	162860	25.0000	25.89 (MH)
14 2,2'-oxybis(1-Chloropropane)	45		7.722	7.720	(1.039)	315832	25.0000	25.13
13 2-Methylphenol	108		7.738	7.731	(1.041)	222835	25.0000	25.32 (H)
17 Hexachloroethane	117		7.941	7.939	(1.068)	106520	25.0000	24.90
16 N-Nitroso-di-n-propylamine	70		7.947	7.934	(1.069)	209303	25.0000	25.09
15 4-Methylphenol	108		7.979	7.971	(1.073)	227201	25.0000	25.26
\$ 18 Nitrobenzene-d5	82		8.086	8.078	(0.871)	284248	25.0000	24.07
19 Nitrobenzene	77		8.118	8.104	(0.874)	292578	25.0000	23.87
20 Isophorone	82		8.513	8.500	(0.917)	497564	25.0000	24.27
21 2-Nitrophenol	139		8.636	8.633	(0.930)	110806	25.0000	24.82
22 2,4-Dimethylphenol	107		8.807	8.799	(0.948)	241217	25.0000	24.68
23 Bis(2-Chloroethoxy)methane	93		8.935	8.927	(0.962)	281343	25.0000	24.91
24 Benzoic acid	105		9.111	8.991	(0.981)	307295	50.0000	50.31 (M)
25 2,4-Dichlorophenol	162		9.042	9.034	(0.974)	169609	25.0000	26.65
26 1,2,4-Trichlorobenzene	180		9.143	9.141	(0.984)	189040	25.0000	24.46
* 27 Naphthalene-d8	136		9.191	9.189	(1.000)	384492	20.0000	(H)

Compounds	QUANT SIG		AMOUNTS				
	MASS	RT	EXP RT	REL RT	RESPONSE	CAL-AMT (ug/mL)	ON-COL (ug/mL)
28 Naphthalene	128	9.223	9.215	(0.993)	552453	25.0000	24.17
29 4-Chloroaniline	127	9.400	9.392	(1.012)	247922	25.0000	25.16
30 Hexachlorobutadiene	225	9.560	9.557	(1.029)	107002	25.0000	24.75
31 4-Chloro-3-methylphenol	107	10.254	10.252	(1.104)	204195	25.0000	25.34
32 2-Methylnaphthalene	141	10.345	10.342	(1.114)	307932	25.0000	24.73 (H)
33 Hexachlorocyclopentadiene	237	10.729	10.732	(0.892)	88728	25.0000	21.49
34 2,4,6-Trichlorophenol	196	10.884	10.876	(0.905)	112457	25.0000	24.23
35 2,4,5-Trichlorophenol	196	10.943	10.941	(0.909)	117286	25.0000	24.66
\$ 36 2-Fluorobiphenyl	172	11.007	10.999	(0.915)	395522	25.0000	24.48
37 2-Chloronaphthalene	162	11.114	11.111	(0.924)	357664	25.0000	24.71
38 2-Nitroaniline	65	11.370	11.363	(0.945)	154285	25.0000	25.62
39 Dimethylphthalate	163	11.766	11.758	(0.978)	383403	25.0000	24.17
40 Acenaphthylene	152	11.782	11.779	(0.979)	542154	25.0000	25.08
41 2,6-Dinitrotoluene	165	11.846	11.843	(0.984)	85115	25.0000	24.68
* 42 Acenaphthene-d10	164	12.033	12.030	(1.000)	217478	20.0000	
43 3-Nitroaniline	138	12.049	12.035	(1.001)	96260	25.0000	24.44
44 Acenaphthene	153	12.086	12.078	(1.004)	324704	25.0000	23.80
45 2,4-Dinitrophenol	184	12.220	12.212	(1.016)	71172	50.0000	44.54
46 Dibenzofuran	168	12.348	12.340	(1.026)	479874	25.0000	24.35
47 4-Nitrophenol	109	12.423	12.409	(1.032)	63149	25.0000	25.15
48 2,4-Dinitrotoluene	165	12.465	12.457	(1.036)	109344	25.0000	24.44
50 Diethylphthalate	149	12.919	12.911	(1.074)	353718	25.0000	24.49
49 Fluorene	166	12.898	12.890	(1.072)	391835	25.0000	24.30
51 4-Chlorophenyl-phenylether	204	12.946	12.943	(1.076)	186098	25.0000	23.39
52 4-Nitroaniline	138	13.037	13.018	(1.083)	82794	25.0000	23.66
53 4,6-Dinitro-2-methylphenol	198	13.117	13.104	(0.912)	131848	50.0000	52.02
54 N-Nitrosodiphenylamine	169	13.160	13.152	(0.915)	260878	25.0000	24.84
\$ 55 2,4,6-Tribromophenol	330	13.325	13.317	(1.107)	49050	25.0000	23.65
56 4-Bromophenyl-phenylether	248	13.715	13.713	(0.954)	110160	25.0000	25.73
57 Hexachlorobenzene	284	13.913	13.910	(0.967)	109844	25.0000	25.14
58 Pentachlorophenol	266	14.228	14.220	(0.989)	51132	25.0000	25.63
* 59 Phenanthrene-d10	188	14.383	14.375	(1.000)	336594	20.0000	
60 Phenanthrene	178	14.415	14.412	(1.002)	528524	25.0000	24.74
61 Anthracene	178	14.490	14.482	(1.007)	536064	25.0000	24.75
62 Carbazole	167	14.794	14.786	(1.029)	450059	25.0000	25.29
63 Di-n-butylphthalate	149	15.558	15.550	(1.082)	554982	25.0000	26.06
64 Fluoranthene	202	16.332	16.330	(1.136)	550436	25.0000	25.24
65 Pyrene	202	16.674	16.672	(0.894)	545974	25.0000	26.66
\$ 66 Terphenyl-d14	244	17.032	17.029	(0.913)	340025	25.0000	25.76
67 Butylbenzylphthalate	149	17.940	17.937	(0.962)	220774	25.0000	26.70
68 Benzo(a)anthracene	228	18.629	18.621	(0.999)	472264	25.0000	25.89
* 69 Chrysene-d12	240	18.656	18.648	(1.000)	247160	20.0000	
70 3,3'-Dichlorobenzidine	252	18.672	18.664	(1.001)	157181	25.0000	23.50
71 Chrysene	228	18.693	18.680	(1.002)	446340	25.0000	25.55
72 bis(2-Ethylhexyl)phthalate	149	18.960	18.958	(0.953)	284294	25.0000	26.41
* 134 Di-n-octylphthalate-d4	153	19.889	19.887	(1.000)	347036	20.0000	
73 Di-n-octylphthalate	149	19.895	19.898	(1.000)	466898	25.0000	24.96

Compounds	QUANT SIG		AMOUNTS				
	MASS	RT	EXP RT	REL RT	RESPONSE	CAL-AMT (ug/mL)	ON-COL (ug/mL)
74 Benzo(b)fluoranthene	252	20.269	20.261	(0.975)	435409	25.0000	25.79
75 Benzo(k)fluoranthene	252	20.301	20.293	(0.977)	409316	25.0000	23.61
76 Benzo(a)pyrene	252	20.701	20.693	(0.996)	377567	25.0000	24.71
* 77 Perylene-d12	264	20.781	20.779	(1.000)	232938	20.0000	25.04
78 Indeno(1,2,3-cd)pyrene	276	22.133	22.119	(1.065)	510150	25.0000	24.54
79 Dibenzo(a,h)anthracene	278	22.159	22.151	(1.066)	379482	25.0000	25.25
80 Benzo(g,h,i)perylene	276	22.432	22.419	(1.079)	449475	25.0000	25.30
90 N-Nitrosodimethylamine	74	2.205	2.197	(0.297)	180132	25.0000	25.39
103 Pyridine	79	2.184	2.192	(0.294)	310161	25.0000	25.00 (H)
91 Aniline	93	6.692	6.684	(0.900)	426059	25.0000	24.44
105 1-methylnaphthalene	141	10.510	10.508	(1.132)	291451	25.0000	24.96
93 Benzidine	184	16.615	16.613	(0.891)	234226	25.0000	24.83
111 Azobenzene (1,2-DP-Hydrazine)	77	13.192	13.189	(1.096)	573866	25.0000	25.42
143 1,4-Dioxane	88	1.746	1.749	(0.235)	121972	25.0000	26.50
\$ 137 d8-1,4-Dioxane	96	1.714	1.717	(0.231)	135526	25.0000	24.83
144 alpha-Terpineol	59	9.287	9.279	(1.000)	171742	25.0000	26.06
98 Retene	219	17.262	17.259	(0.925)	173721	25.0000	24.55
133 Butylatedhydroxytoluene	205	12.257	12.260	(1.019)	307896	25.0000	25.82
115 Tributyl Phosphate	99	13.315	13.301	(0.926)	519669	25.0000	26.02
116 Dibutyl Phenyl Phosphate	175	15.008	15.000	(1.043)	272285	25.0000	27.53
117 Butyl Diphenyl Phosphate	94	16.663	16.661	(0.893)	118903	25.0000	25.21
118 Triphenyl Phosphate	326	18.244	18.231	(0.978)	69834	25.0000	24.58
123 Acetophenone	105	7.861	7.853	(1.057)	302203	25.0000	24.42
179 n-Decane	57	7.012	7.010	(0.943)	255008	25.0000	25.35
180 n-Octadecane	57	14.399	14.396	(1.001)	275048	25.0000	23.65
168 Pentachlorobenzene	250	12.391	12.388	(1.030)	136487	25.0000	24.69
113 Diphenyl Oxide	170	11.328	11.325	(0.941)	242664	25.0000	24.72
112 Biphenyl	154	11.130	11.127	(0.925)	482734	25.0000	

QC Flag Legend

M - Compound response manually integrated.
 H - Operator selected an alternate compound hit.

Analytical Resources, Inc.

INTERNAL STANDARD COMPOUNDS
 AREA AND RT SUMMARY

Instrument ID: nt6.i
 Lab File ID: 0250611.d
 Lab Smp Id: ABN 25
 Analysis Type: SV
 Quant Type: ISTD
 Operator: LJR/VTS
 Method File: /chem1/nt6.i/20090611.b/SW846.m
 Misc Info:

Calibration Date: 11-JUN-2009
 Calibration Time: 10:27

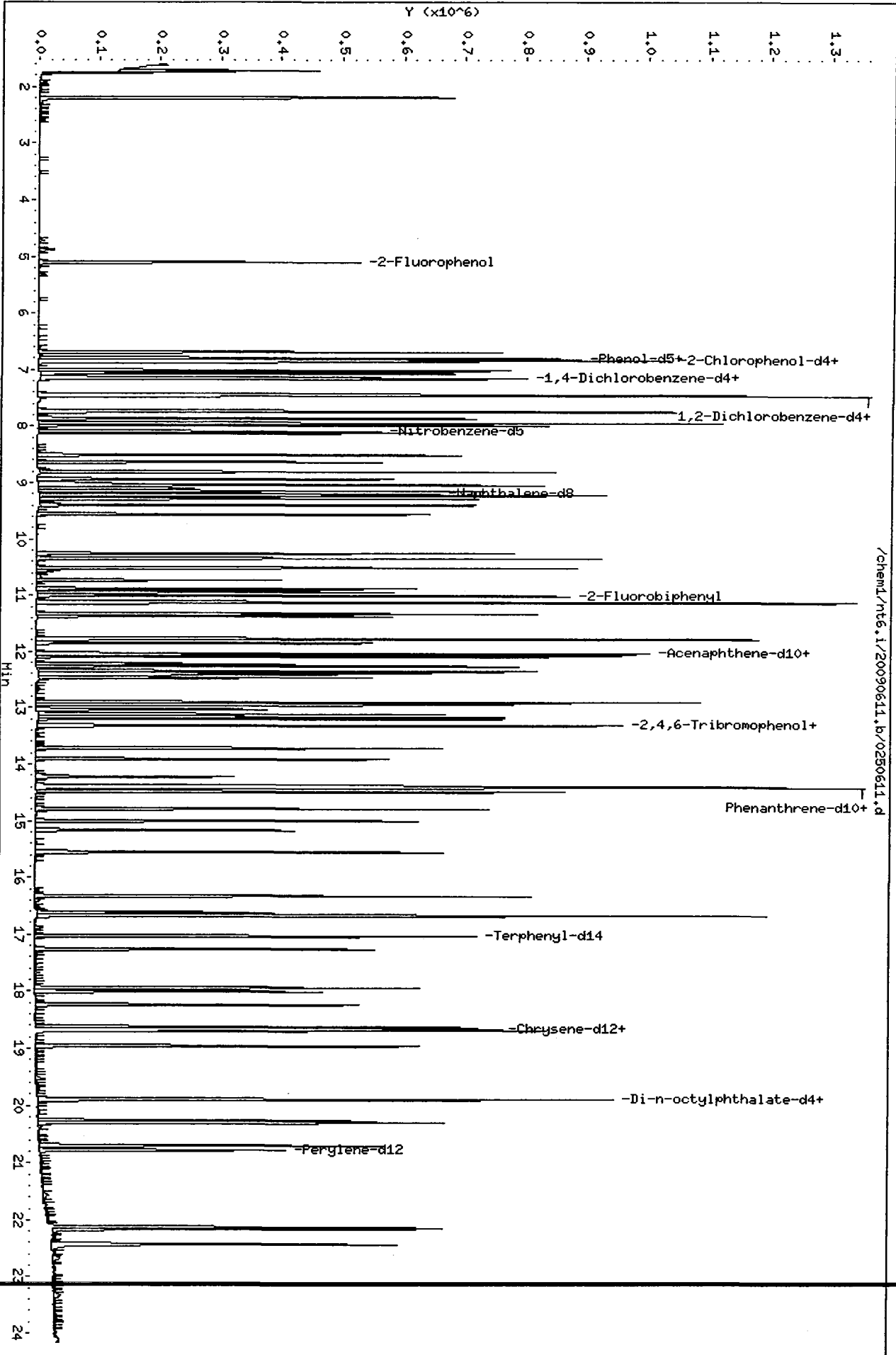
Level:
 Sample Type:

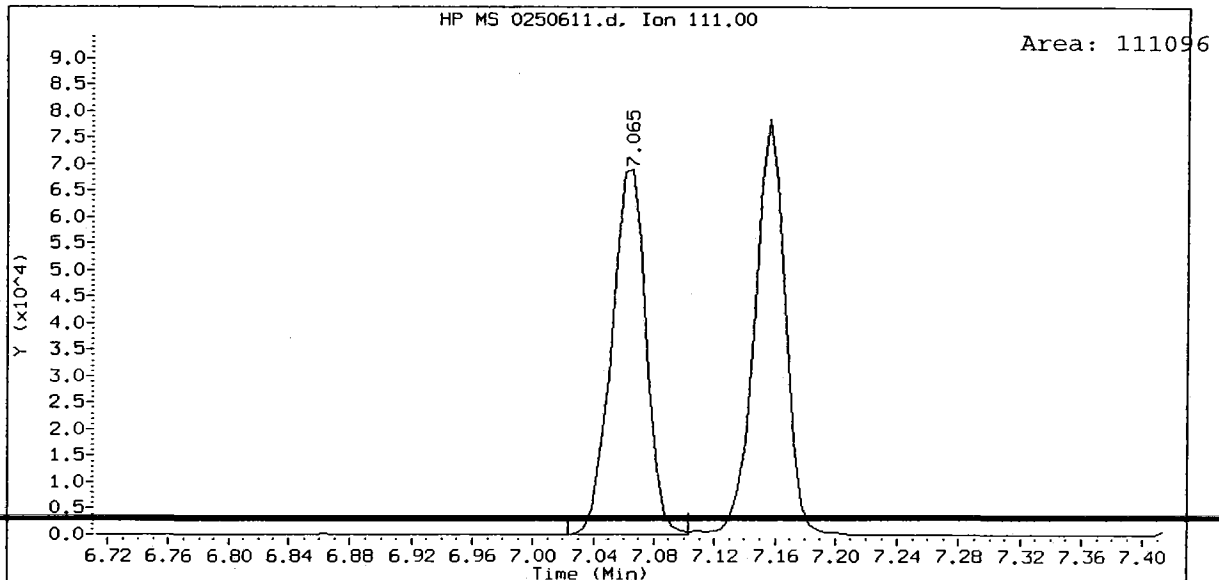
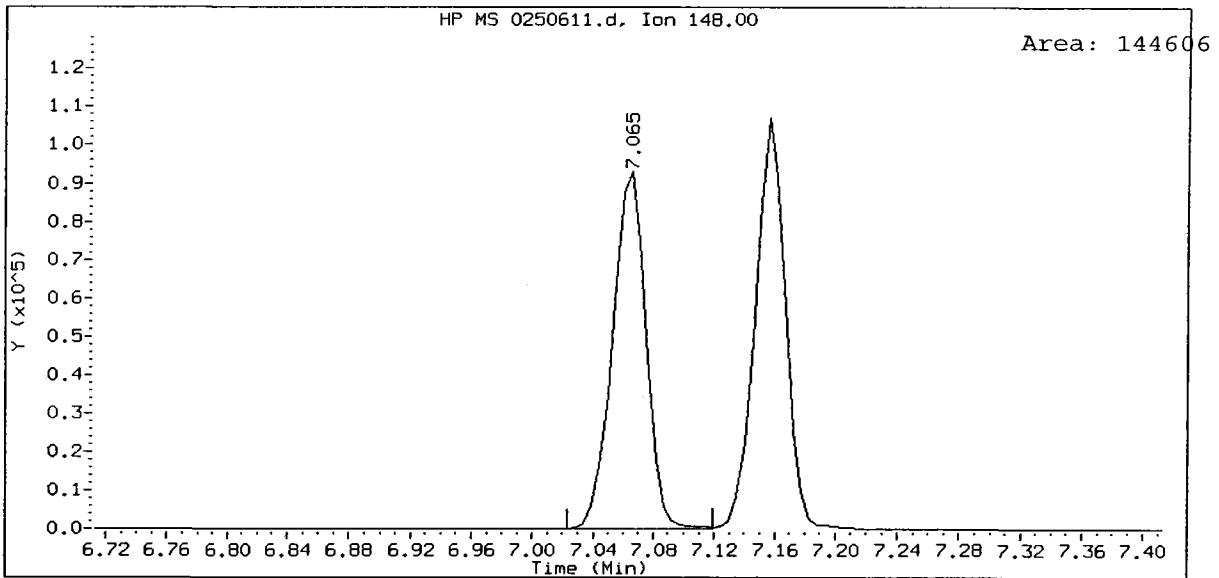
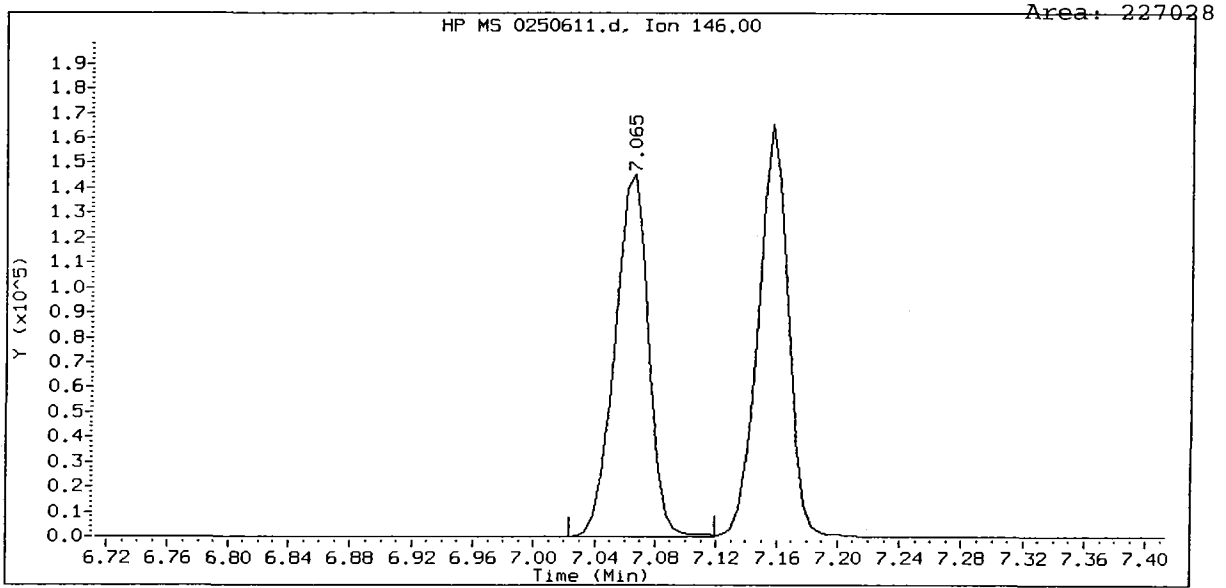
Test Mode: Use Initial Calibration Level 4.

COMPOUND	STANDARD	AREA LIMIT		SAMPLE	%DIFF
		LOWER	UPPER		
8 1,4-Dichlorobenze	112389	56194	224778	112389	0.00
27 Naphthalene-d8	384492	192246	768984	384492	0.00
42 Acenaphthene-d10	217478	108739	434956	217478	0.00
59 Phenanthrene-d10	336594	168297	673188	336594	0.00
69 Chrysene-d12	247160	123580	494320	247160	0.00
134 Di-n-octylphthala	347036	173518	694072	347036	0.00
77 Perylene-d12	232938	116469	465876	232938	0.00

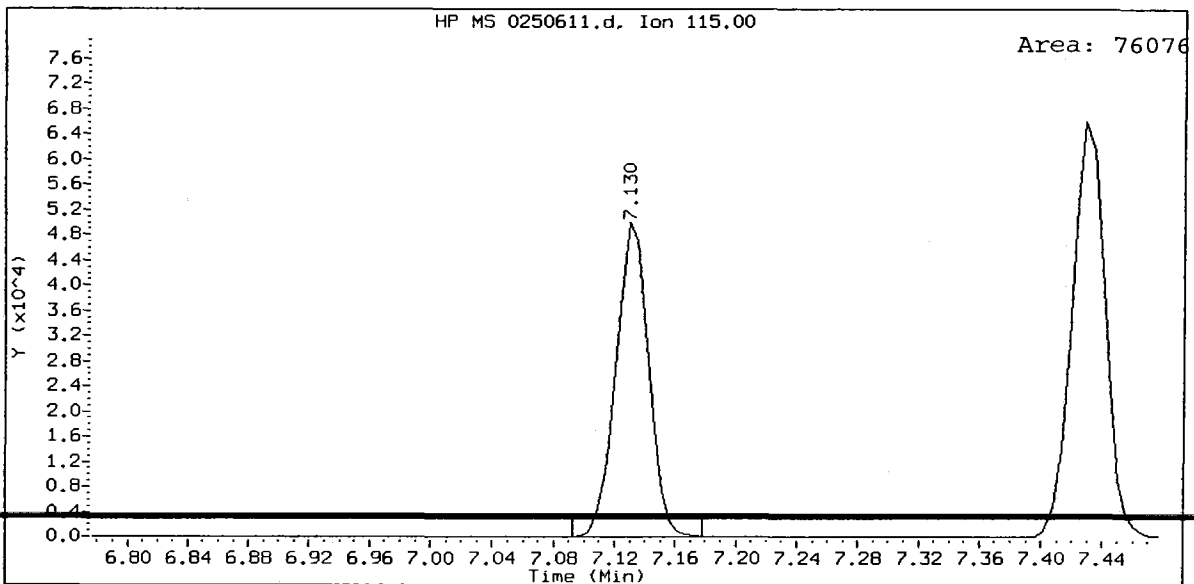
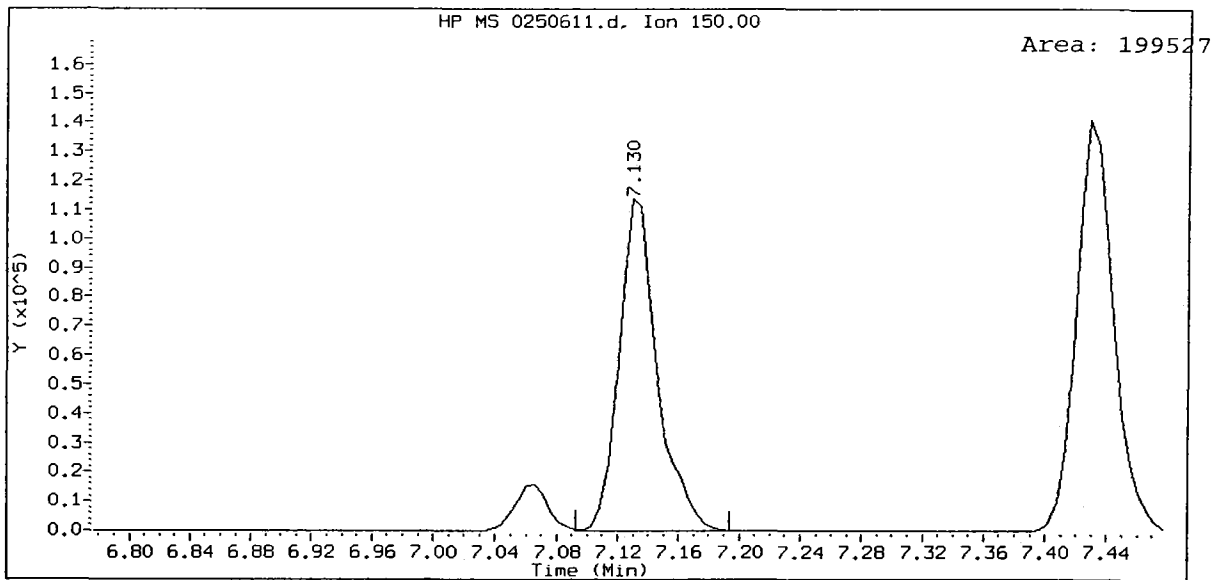
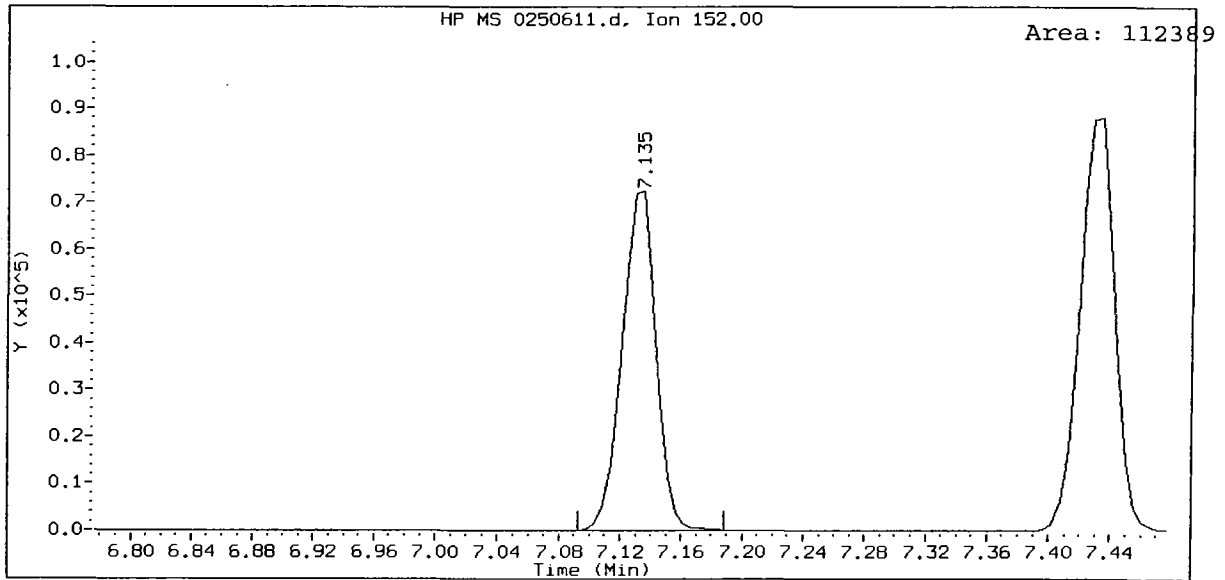
COMPOUND	STANDARD	RT LIMIT		SAMPLE	%DIFF
		LOWER	UPPER		
8 1,4-Dichlorobenze	7.13	6.63	7.63	7.13	0.00
27 Naphthalene-d8	9.19	8.69	9.69	9.19	0.00
42 Acenaphthene-d10	12.03	11.53	12.53	12.03	0.00
59 Phenanthrene-d10	14.38	13.88	14.88	14.38	0.00
69 Chrysene-d12	18.66	18.16	19.16	18.66	0.00
134 Di-n-octylphthala	19.89	19.39	20.39	19.89	0.00
77 Perylene-d12	20.78	20.28	21.28	20.78	0.00

AREA UPPER LIMIT = +100% of internal standard area.
 AREA LOWER LIMIT = - 50% of internal standard area.
 RT UPPER LIMIT = + 0.50 minutes of internal standard RT.
 RT LOWER LIMIT = - 0.50 minutes of internal standard RT.

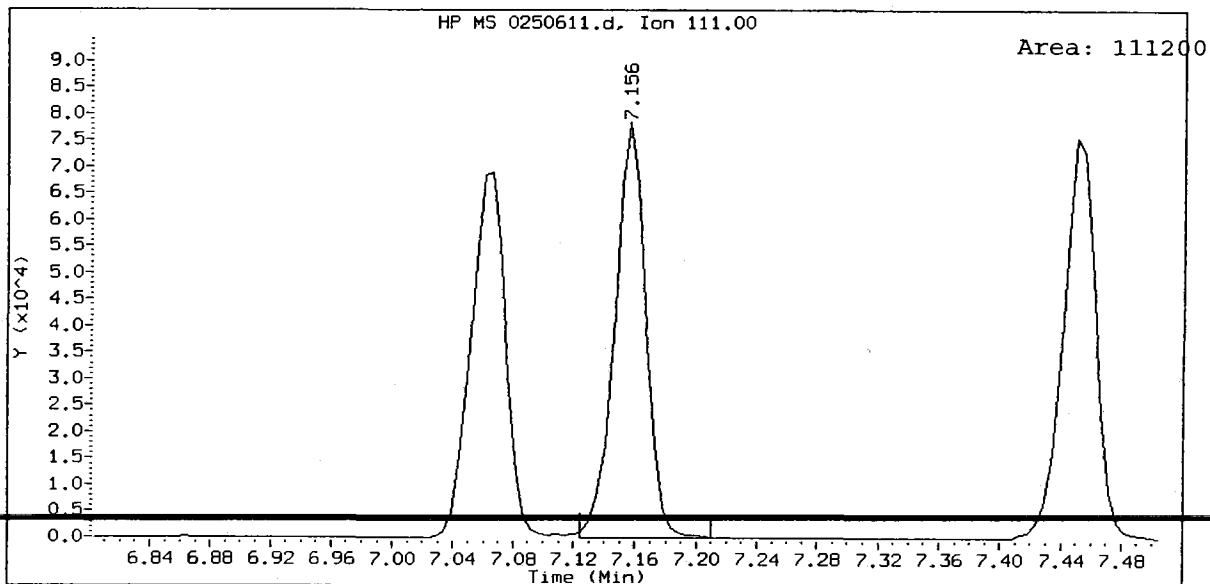
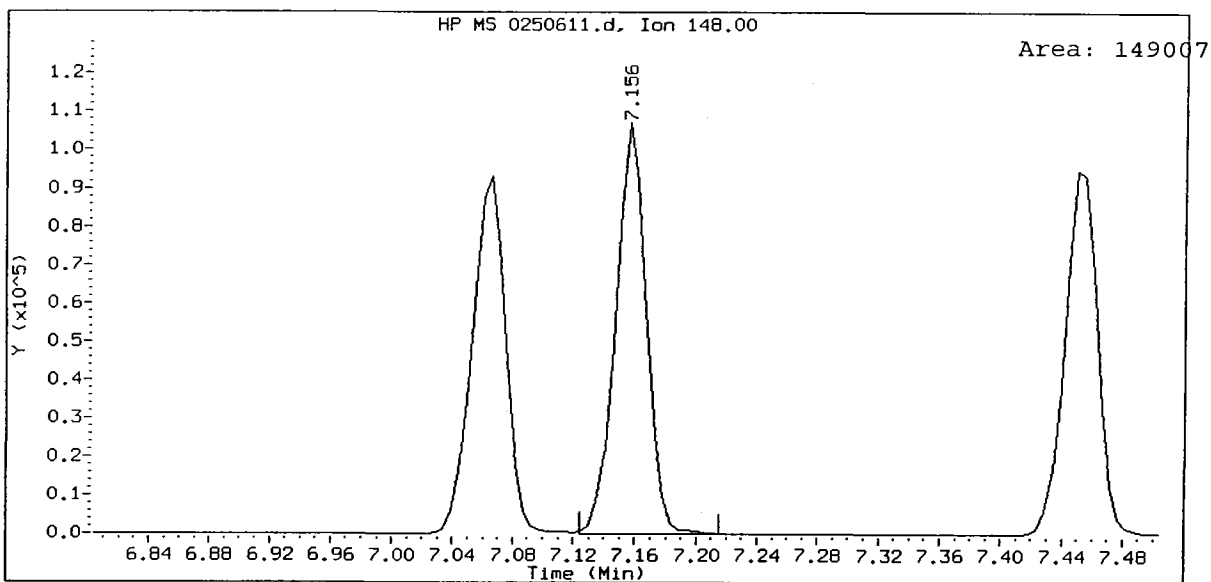
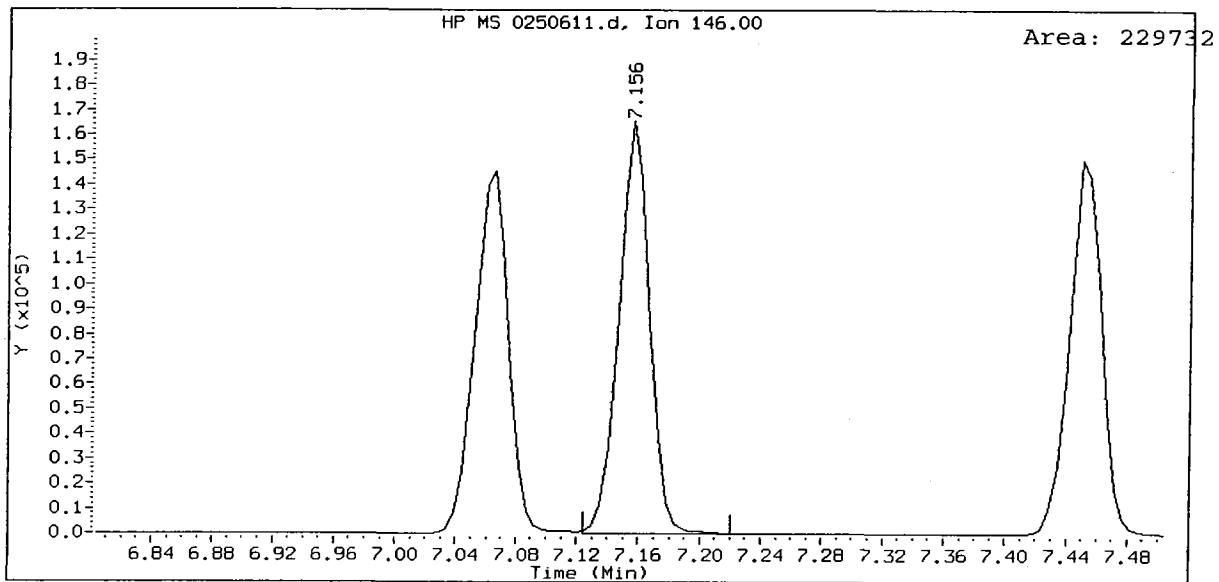




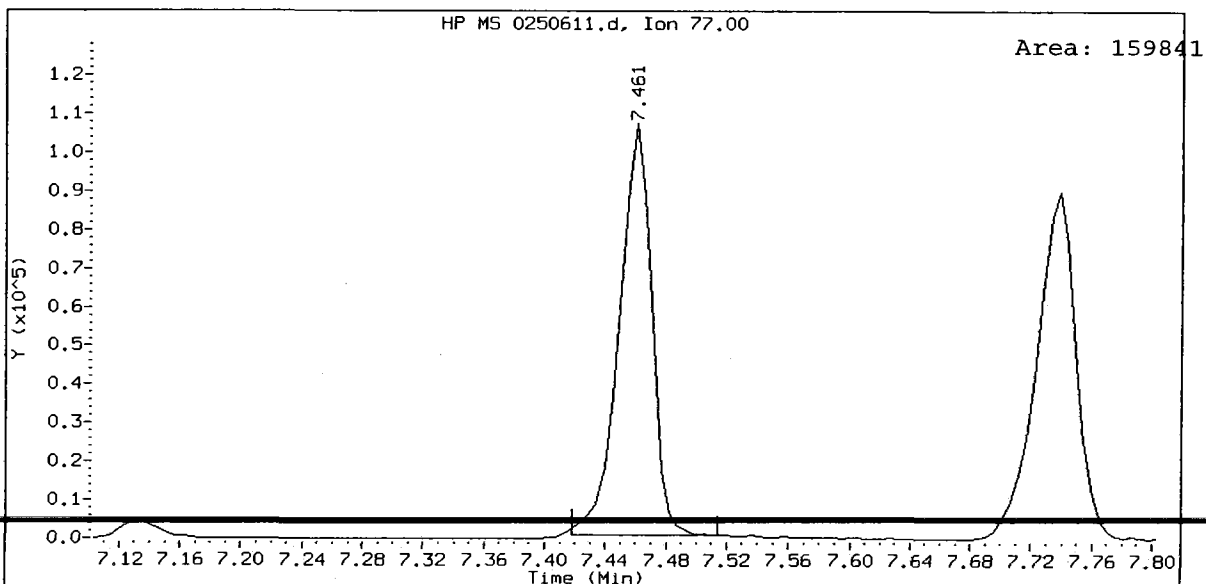
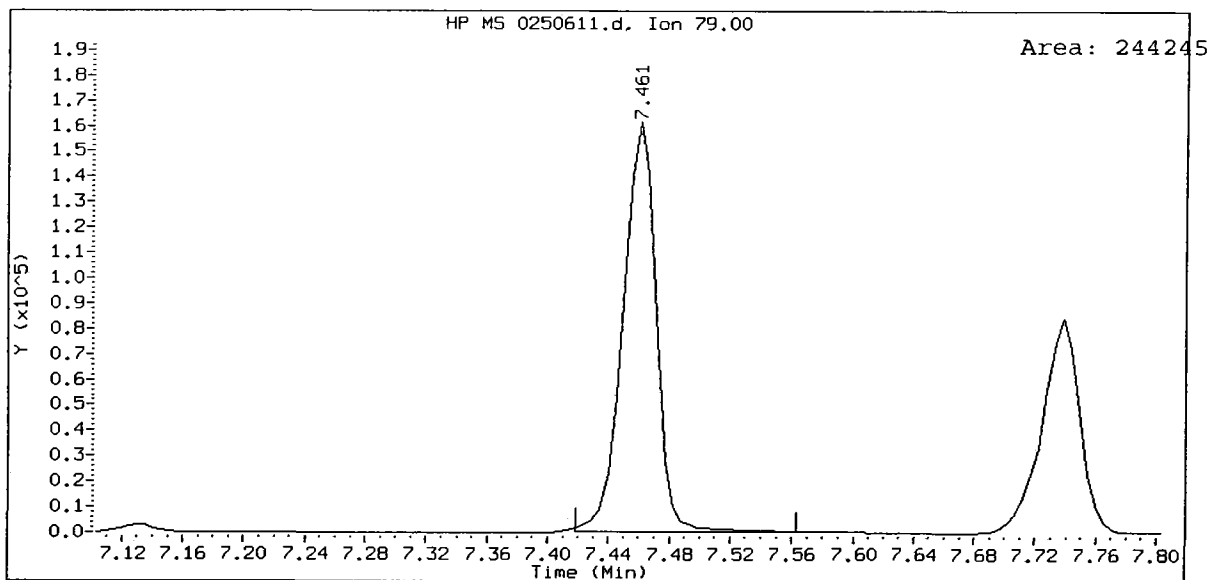
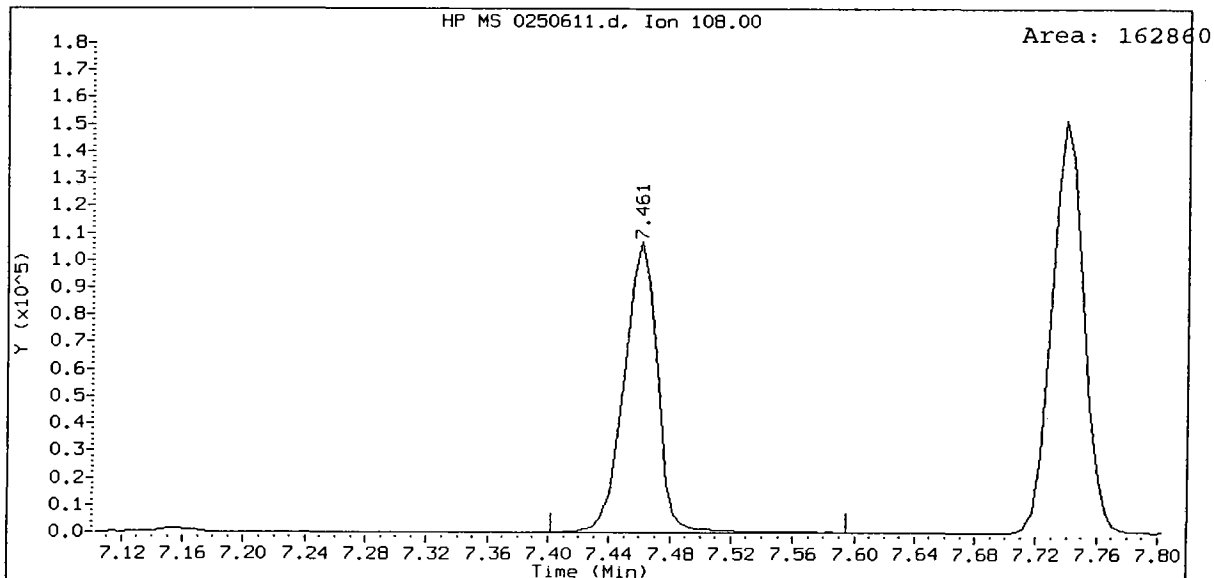
ABN 25, /chem1/nt6.i/20090611.b/0250611.d
1,4-Dichlorobenzene-d4 Amount: 20.00



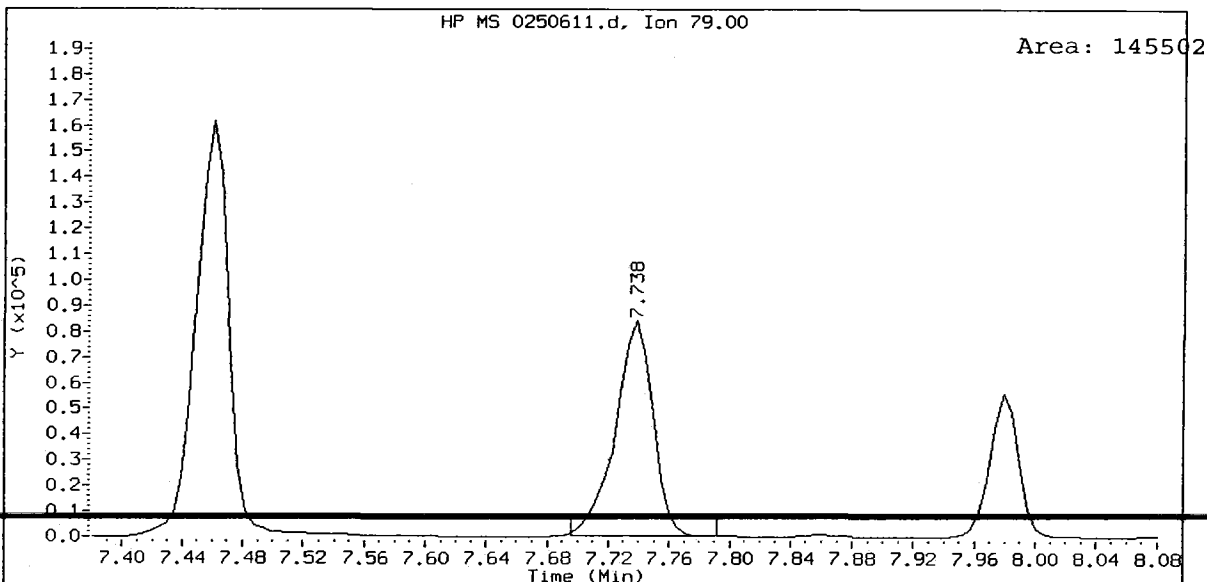
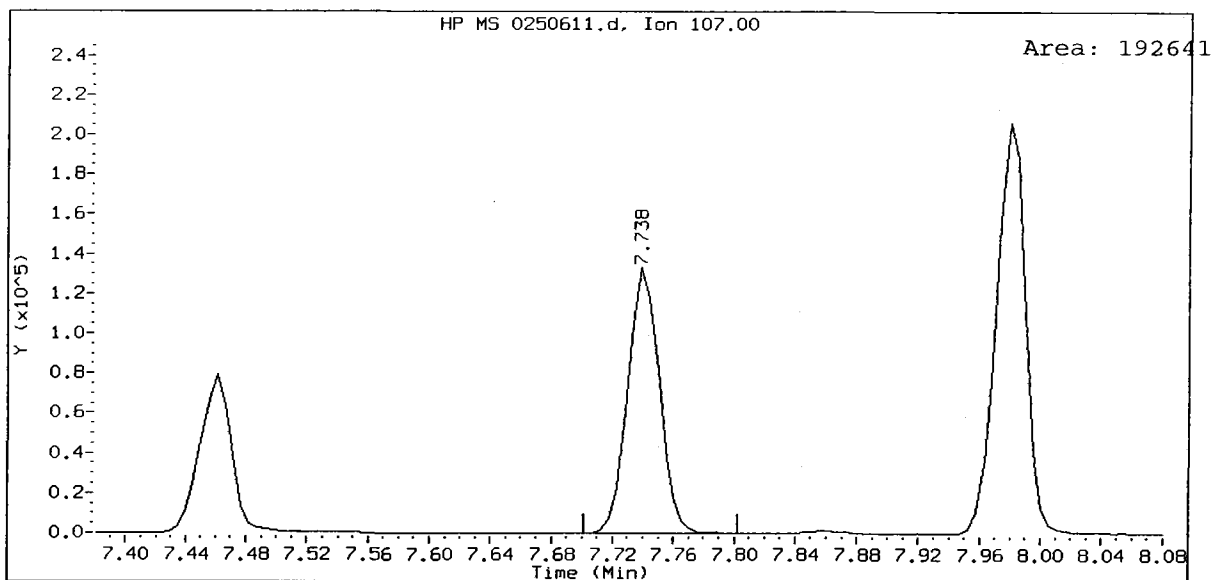
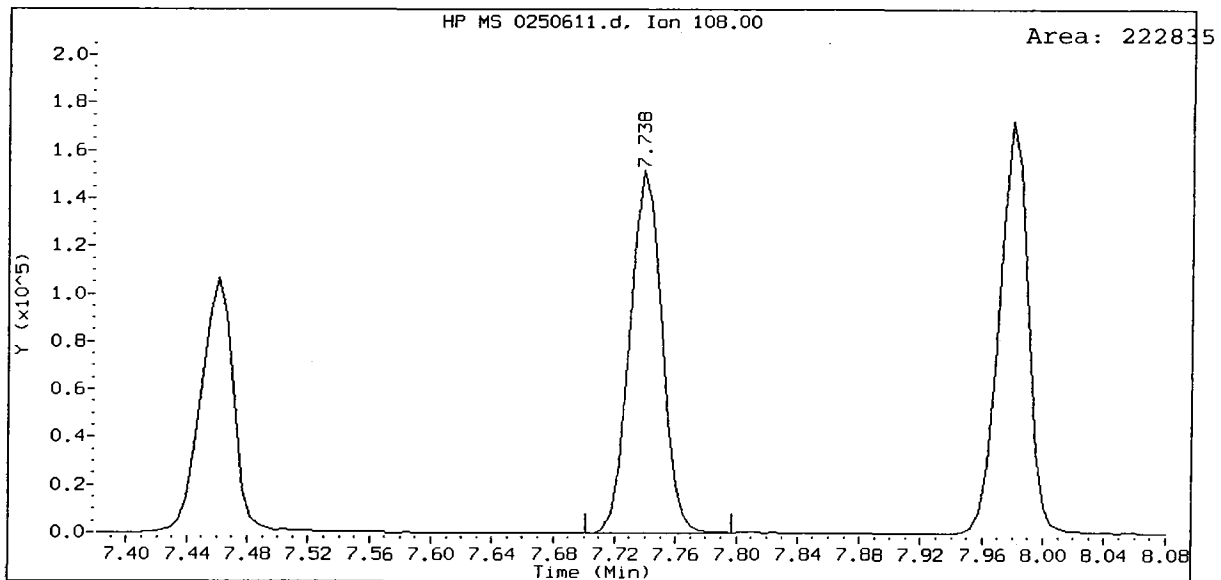
ABN 25, /chem1/nt6.i/20090611.b/0250611.d
1,4-Dichlorobenzene Amount: 24.82



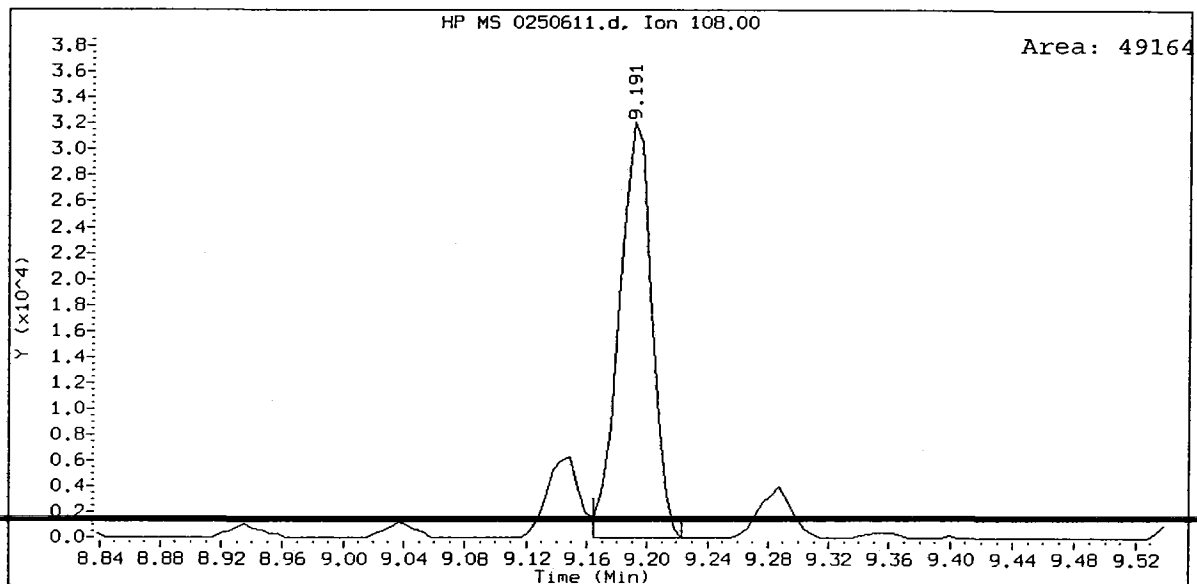
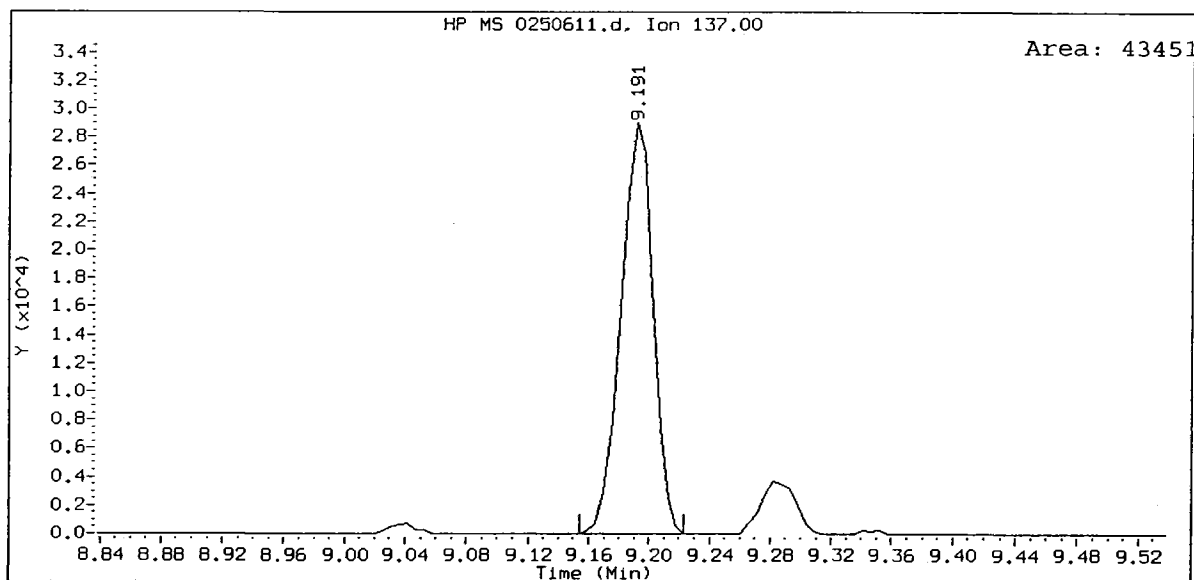
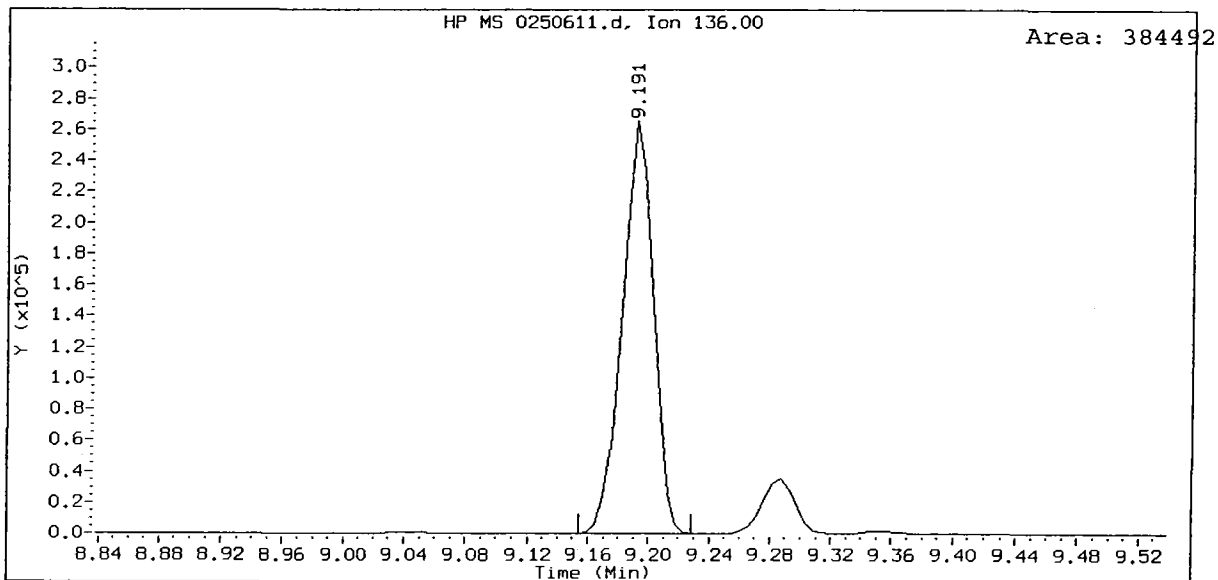
ABN 25, /chem1/nt6.i/20090611.b/0250611.d
Benzyl alcohol Amount: 25.89



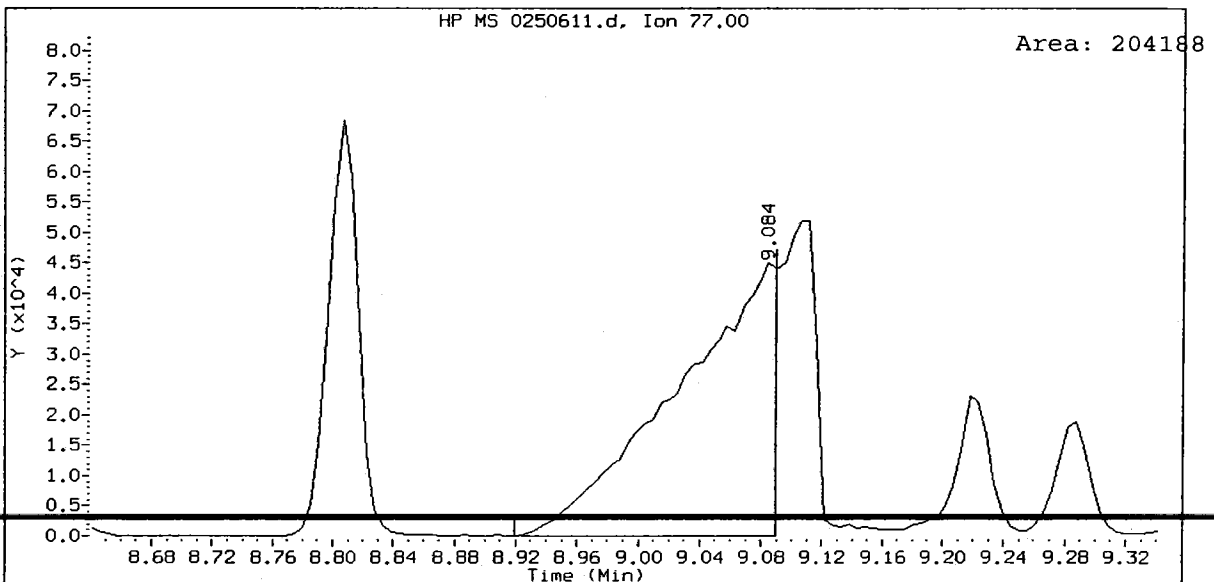
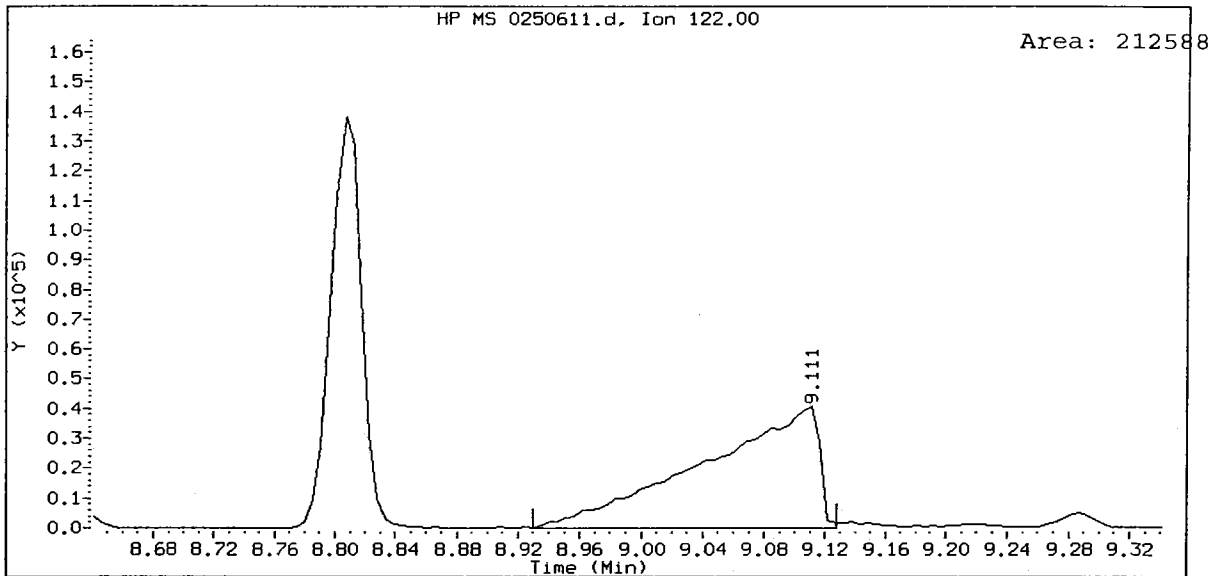
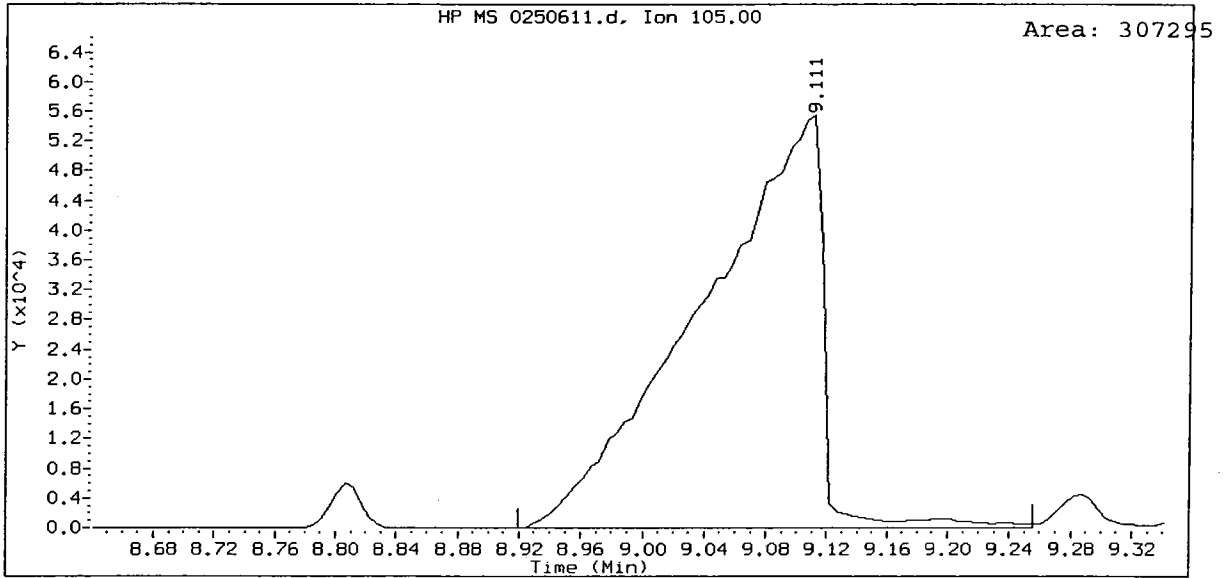
ABN 25, /chem1/nt6.i/20090611.b/0250611.d
2-Methylphenol Amount: 25.32



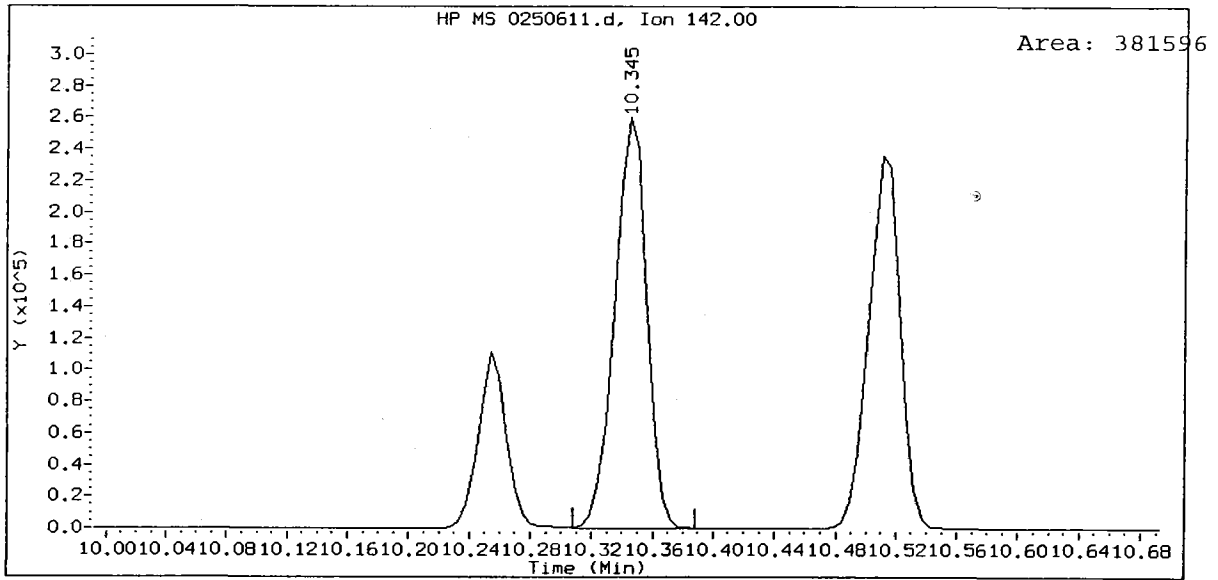
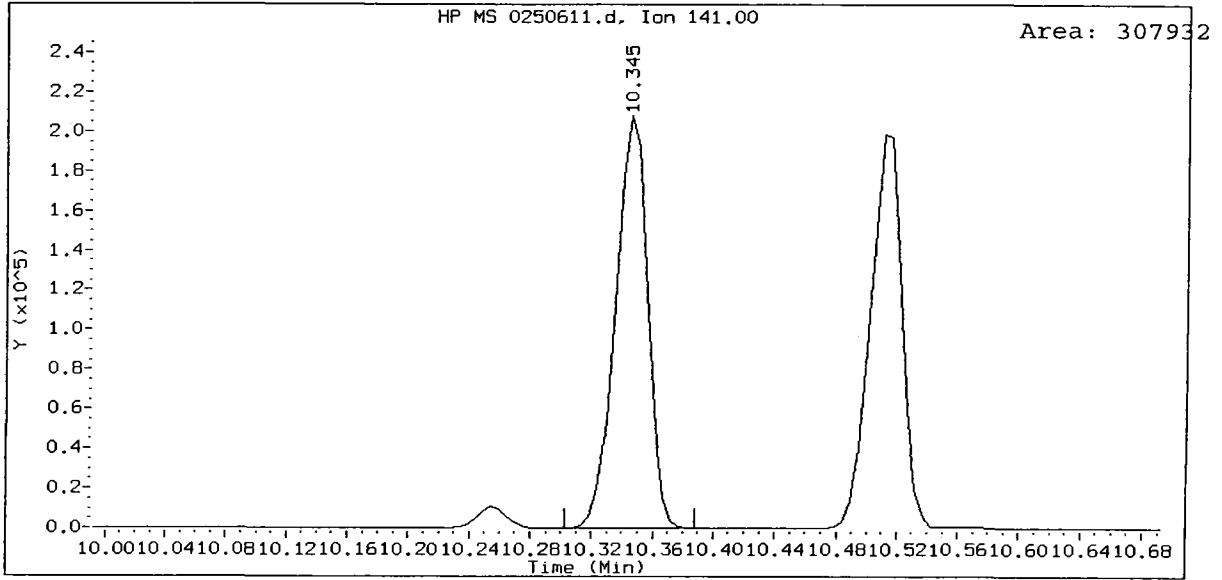
ABN 25, /chem1/nt6.i/20090611.b/0250611.d
Naphthalene-d8 Amount: 20.00



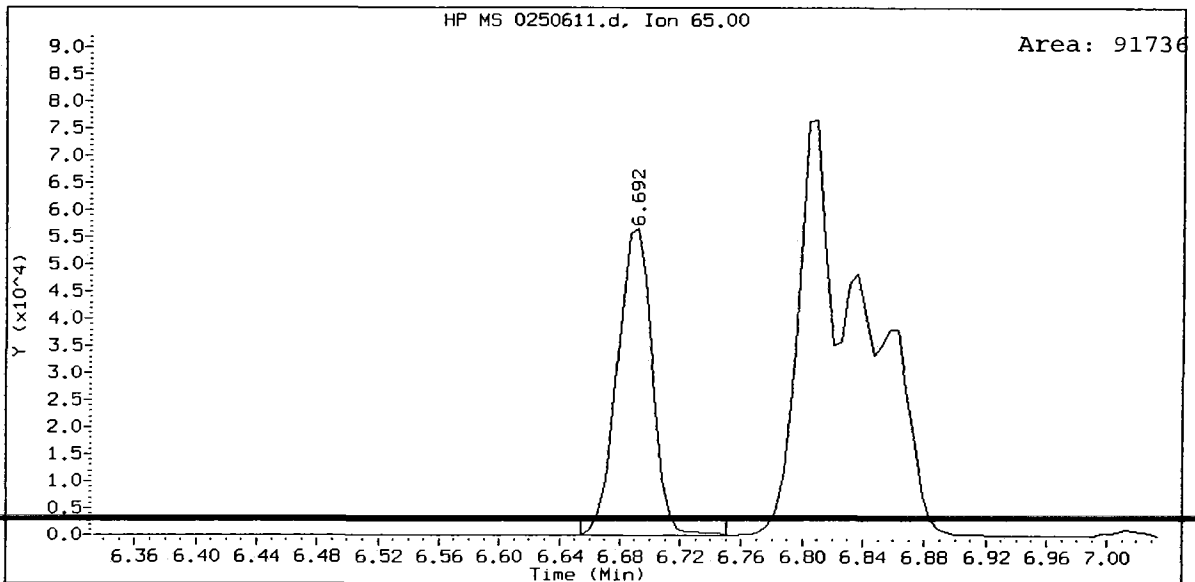
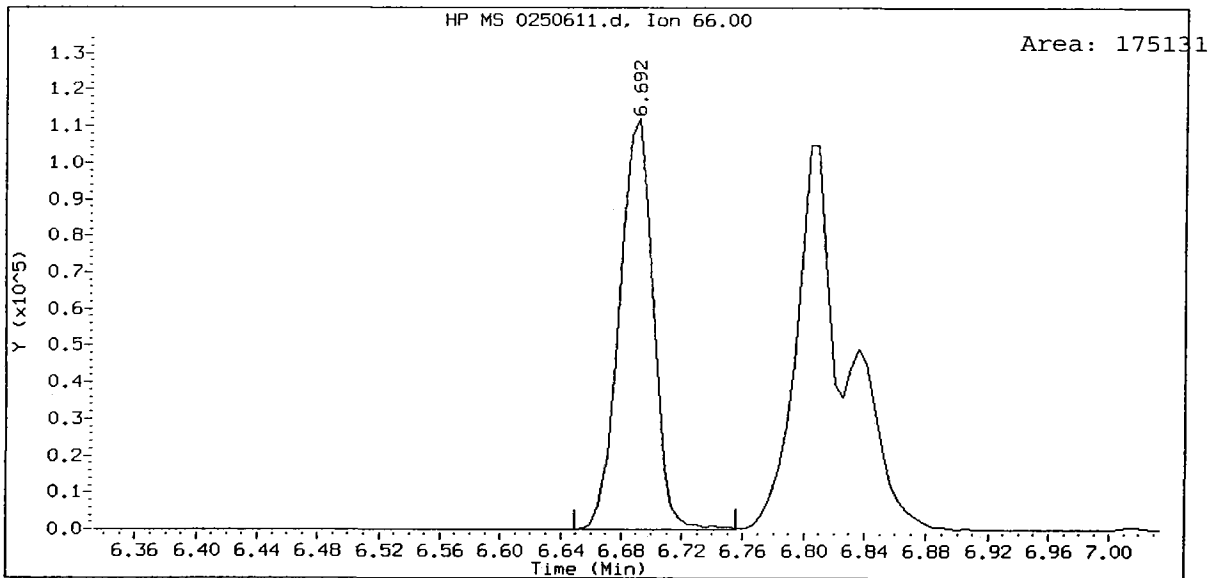
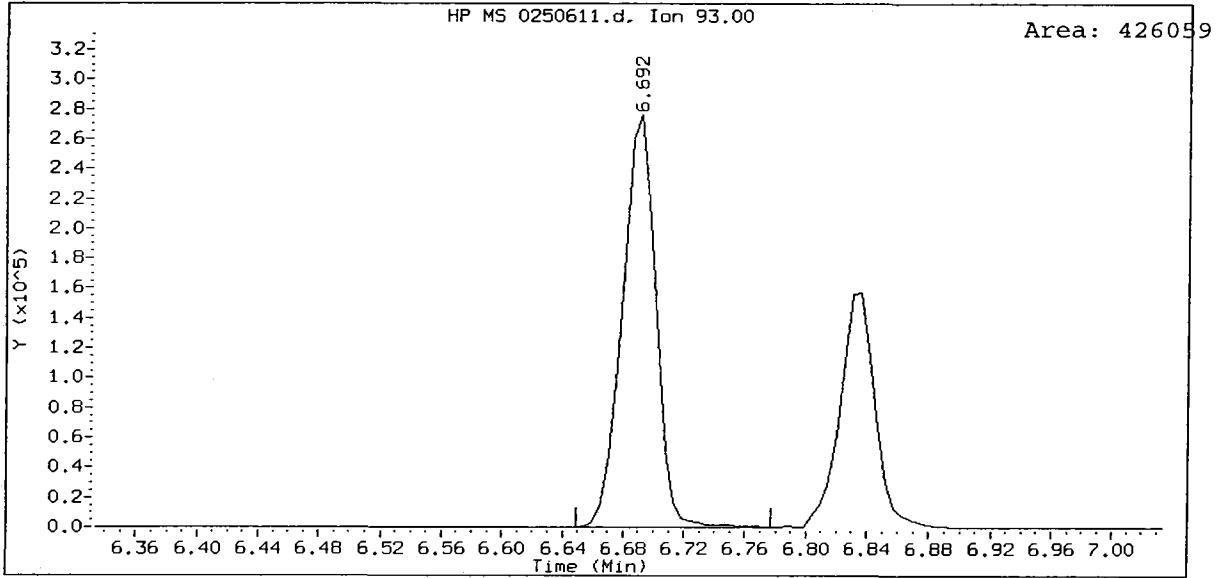
ABN 25, /chem1/nt6.i/20090611.b/0250611.d
Benzoic acid Amount: 50.31



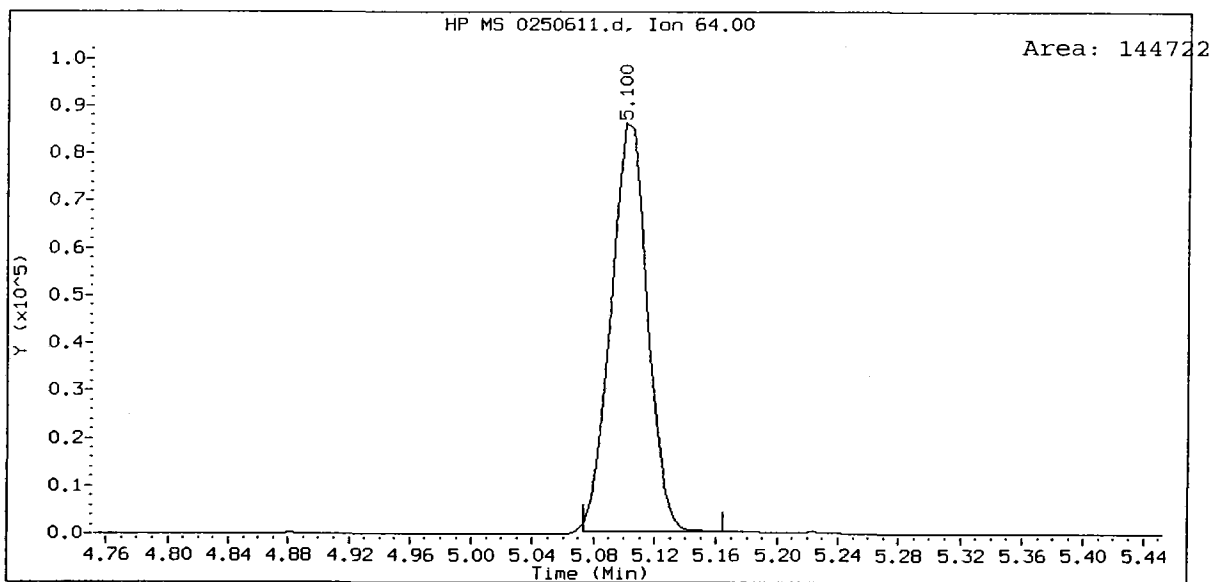
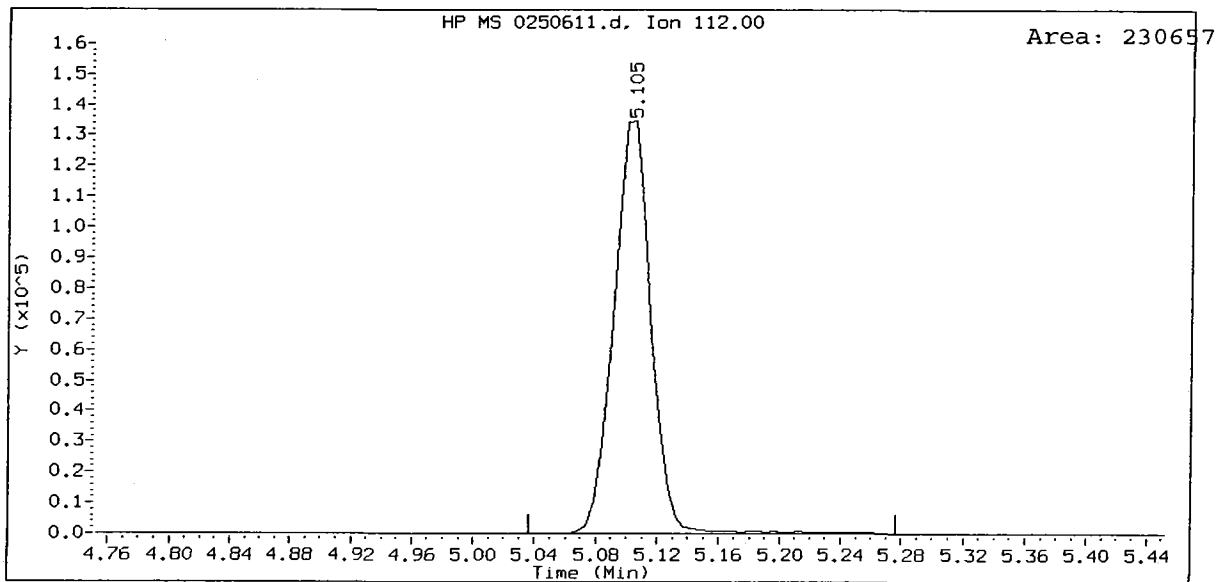
ABN 25, /chem1/nt6.i/20090611.b/0250611.d
2-Methylnaphthalene Amount: 24.73



ABN 25, /chem1/nt6.i/20090611.b/0250611.d
Aniline Amount: 25.00



ABN 25, /chem1/nt6.i/20090611.b/0250611.d
2-Fluorophenol Amount: 24.89



Analytical Resources Inc.
ABN by sw846 8270C
DDT Breakdown Report

Data file: /chem1/nt6.i/20090611.b/ddt.b/0250611.d ARI ID:
Method: /chem1/nt6.i/20090611.b/ddt.b/sw846ddt.m Misc:
Analysis Date: 11-JUN-2009 10:27 Instrument: nt6.i

COMPOUND	RT	AREA
Pentachlorophenol	14.228	51931
Benzidine	16.615	233919
4,4'-DDE	-----	-----
4,4'-DDD	17.539	2547
4,4'-DDT	18.009	145896

LTK
6/11/09

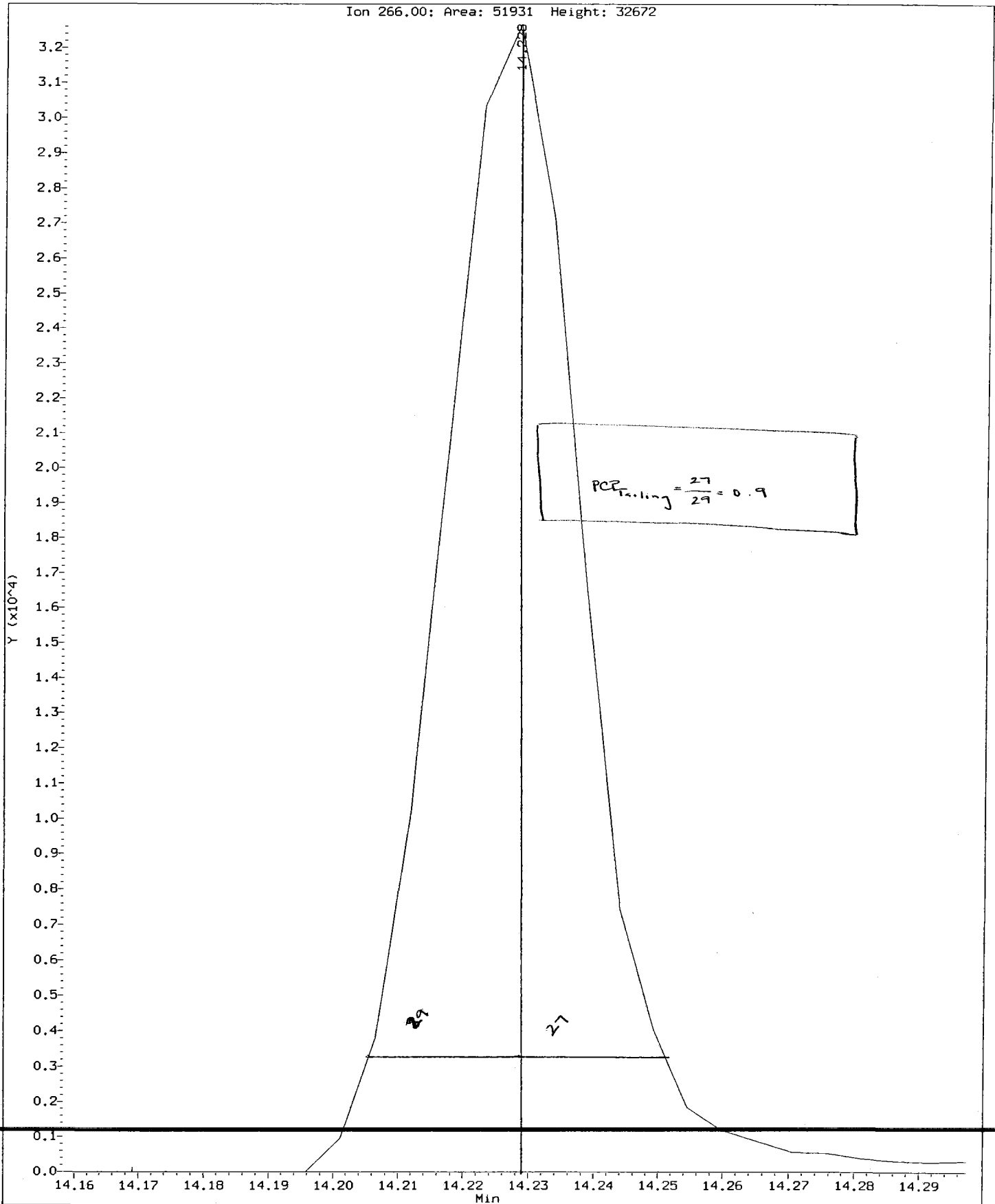
$$\text{DDT Percent Breakdown} = \frac{(\text{DDE Area} + \text{DDD Area}) * 100}{(\text{DDE Area} + \text{DDD Area} + \text{DDT Area})}$$

$$\text{DDT Percent Breakdown} = \frac{(0 + 2547) * 100}{(0 + 2547 + 145896)}$$

$$\text{DDT Percent Breakdown} = \boxed{1.7 \%}$$

Data File: /chem1/nt6.i/20090611.b/ddt.b/0250611.d
Injection Date: 11-JUN-2009 10:27
Instrument: nt6.i
Client Sample ID:

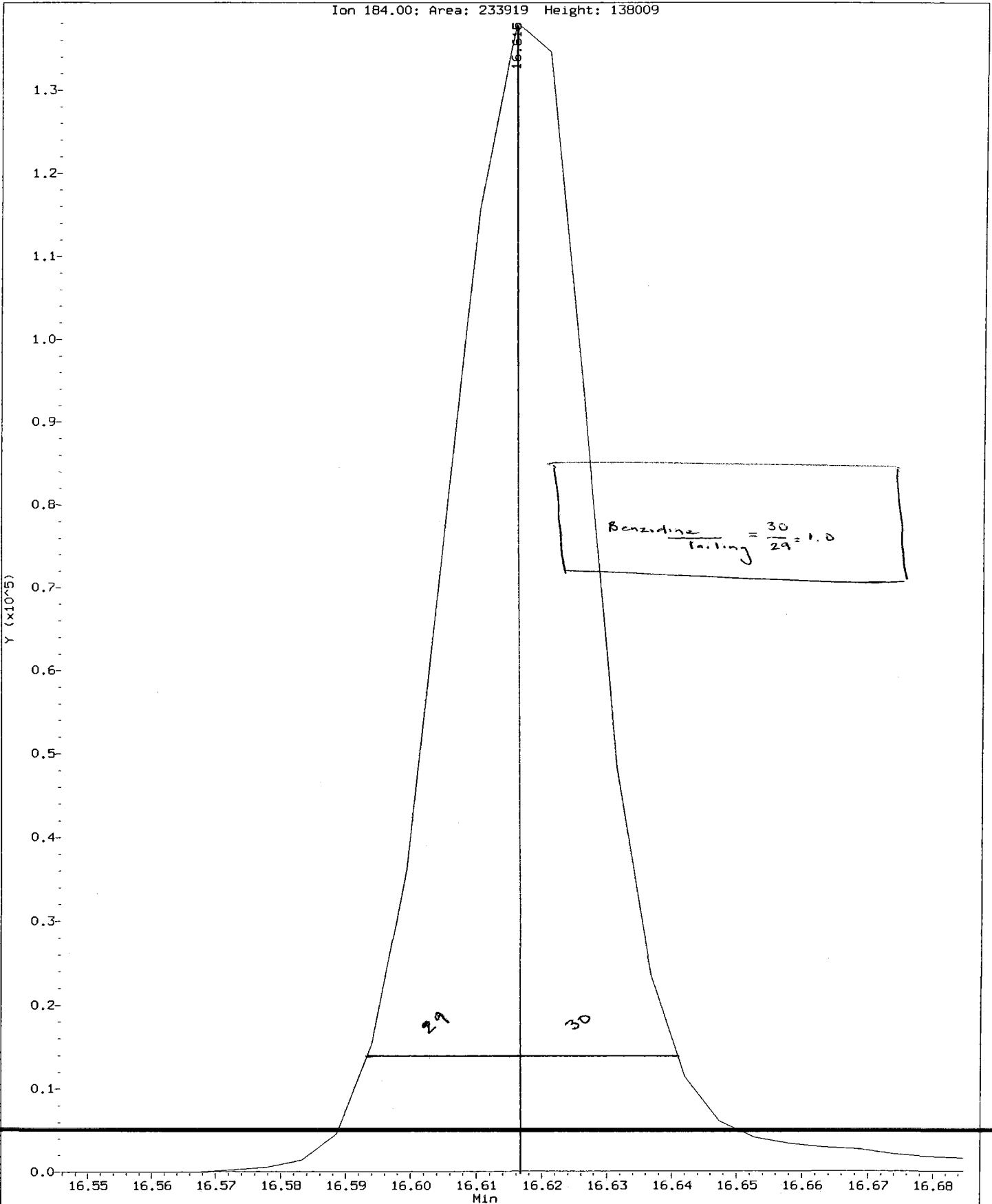
Compound: Pentachlorophenol
CAS Number: 87-86-5



PB63: 00433

Data File: /chem1/nt6.i/20090611.b/ddt.b/0250611.d
Injection Date: 11-JUN-2009 10:27
Instrument: nt6.i
Client Sample ID:

Compound: Benzidine
CAS Number:



Analytical Resources, Inc.

Semivolatile Report SW846 Method 8270D

Data file : /chem1/nt6.i/20090611.b/0400611.d

Lab Smp Id: ABN 40

Inj Date : 11-JUN-2009 12:10

Operator : LJR/VTS

Inst ID: nt6.i

Smp Info : ABN 40

Misc Info :

Comment : 1ul Injection

LJR
6/11/09

Method : /chem1/nt6.i/20090611.b/SW846.m

Meth Date : 11-Jun-2009 16:21 jeff

Quant Type: ISTD

Cal Date : 11-JUN-2009 14:21

Cal File: 0050611a.d

Als bottle: 4

Calibration Sample, Level: 5

Dil Factor: 1.00000

Integrator: HP RTE

Compound Sublist: ICAL.sub

Target Version: 3.50

Compounds	QUANT	SIG	RT	EXP RT	REL RT	RESPONSE	AMOUNTS	
							CAL-AMT (ug/mL)	ON-COL (ug/mL)
\$ 1 2-Fluorophenol	112		5.112	5.103	(0.716)	452619	40.0000	38.55
\$ 2 Phenol-d5	99		6.799	6.780	(0.953)	618744	40.0000	39.24
3 Phenol	94		6.821	6.796	(0.956)	658405	40.0000	38.66
\$ 5 2-Chlorophenol-d4	132		6.842	6.833	(0.959)	380352	40.0000	39.59
4 Bis(2-Chloroethyl) ether	93		6.842	6.828	(0.959)	484387	40.0000	37.68
6 2-Chlorophenol	128		6.869	6.855	(0.963)	414276	40.0000	38.52
7 1,3-Dichlorobenzene	146		7.072	7.063	(0.991)	442973	40.0000	37.83
* 8 1,4-Dichlorobenzene-d4	152		7.136	7.127	(1.000)	142411	20.0000	
9 1,4-Dichlorobenzene	146		7.163	7.154	(1.004)	450494	40.0000	38.42
\$ 10 1,2-Dichlorobenzene-d4	152		7.435	7.426	(1.042)	281608	40.0000	39.71
12 1,2-Dichlorobenzene	146		7.456	7.448	(1.045)	441597	40.0000	38.36
11 Benzyl alcohol	108		7.472	7.453	(1.047)	308943	40.0000	38.75
14 2,2'-oxybis(1-Chloropropane)	45		7.729	7.720	(1.083)	613923	40.0000	38.55
13 2-Methylphenol	108		7.750	7.731	(1.086)	439296	40.0000	39.39 (H)
17 Hexachloroethane	117		7.942	7.939	(1.113)	216166	40.0000	39.88
16 N-Nitroso-di-n-propylamine	70		7.958	7.934	(1.115)	402289	40.0000	38.06
15 4-Methylphenol	108		7.990	7.971	(1.120)	447488	40.0000	39.26
\$ 18 Nitrobenzene-d5	82		8.097	8.078	(0.880)	567059	40.0000	39.17
19 Nitrobenzene	77		8.124	8.104	(0.883)	571915	40.0000	38.06
20 Isophorone	82		8.525	8.500	(0.927)	974974	40.0000	38.79
21 2-Nitrophenol	139		8.642	8.633	(0.940)	219158	40.0000	40.04
22 2,4-Dimethylphenol	107		8.818	8.799	(0.959)	486220	40.0000	40.58
23 Bis(2-Chloroethoxy)methane	93		8.947	8.927	(0.973)	535116	40.0000	38.65
24 Benzoic acid	105		9.192	8.991	(0.999)	678721	80.0000	90.65 (M)
25 2,4-Dichlorophenol	162		9.048	9.034	(0.984)	332284	40.0000	42.59
26 1,2,4-Trichlorobenzene	180		9.149	9.141	(0.995)	376854	40.0000	39.77
* 27 Naphthalene-d8	136		9.198	9.189	(1.000)	471377	20.0000	

Compounds	QUANT SIG		AMOUNTS				
	MASS	RT	EXP RT	REL RT	RESPONSE	CAL-AMT (ug/mL)	ON-COL (ug/mL)
28 Naphthalene	128	9.230	9.215	(1.003)	1077266	40.0000	38.44
29 4-Chloroaniline	127	9.406	9.392	(1.023)	495231	40.0000	40.99
30 Hexachlorobutadiene	225	9.561	9.557	(1.039)	204615	40.0000	38.60
31 4-Chloro-3-methylphenol	107	10.260	10.252	(1.116)	414639	40.0000	41.97
32 2-Methylnaphthalene	141	10.351	10.342	(1.125)	595710	40.0000	39.02
33 Hexachlorocyclopentadiene	237	10.736	10.732	(0.892)	207087	40.0000	40.46
34 2,4,6-Trichlorophenol	196	10.885	10.876	(0.904)	238415	40.0000	41.44
35 2,4,5-Trichlorophenol	196	10.944	10.941	(0.909)	246489	40.0000	41.80
\$ 36 2-Fluorobiphenyl	172	11.014	10.999	(0.915)	763664	40.0000	38.13
37 2-Chloronaphthalene	162	11.120	11.111	(0.924)	699659	40.0000	38.99
38 2-Nitroaniline	65	11.382	11.363	(0.945)	297729	40.0000	39.88
39 Dimethylphthalate	163	11.772	11.758	(0.978)	783377	40.0000	39.83
40 Acenaphthylene	152	11.788	11.779	(0.979)	1036358	40.0000	38.67
41 2,6-Dinitrotoluene	165	11.857	11.843	(0.985)	173806	40.0000	40.64
* 42 Acenaphthene-d10	164	12.039	12.030	(1.000)	269613	20.0000	
43 3-Nitroaniline	138	12.060	12.035	(1.002)	202367	40.0000	41.45
44 Acenaphthene	153	12.092	12.078	(1.004)	656319	40.0000	38.81
45 2,4-Dinitrophenol	184	12.231	12.212	(1.016)	185554	80.0000	81.08
46 Dibenzofuran	168	12.354	12.340	(1.026)	957527	40.0000	39.19
47 4-Nitrophenol	109	12.429	12.409	(1.032)	134465	40.0000	43.19
48 2,4-Dinitrotoluene	165	12.477	12.457	(1.036)	226817	40.0000	40.90
50 Diethylphthalate	149	12.931	12.911	(1.074)	693446	40.0000	38.73
49 Fluorene	166	12.904	12.890	(1.072)	796831	40.0000	39.87
51 4-Chlorophenyl-phenylether	204	12.952	12.943	(1.076)	390625	40.0000	39.60
52 4-Nitroaniline	138	13.054	13.018	(1.084)	179266	40.0000	41.32
53 4,6-Dinitro-2-methylphenol	198	13.134	13.104	(0.913)	300398	80.0000	88.92
54 N-Nitrosodiphenylamine	169	13.171	13.152	(0.916)	532260	40.0000	38.03
\$ 55 2,4,6-Tribromophenol	330	13.326	13.317	(1.107)	109493	40.0000	42.59
56 4-Bromophenyl-phenylether	248	13.721	13.713	(0.954)	220643	40.0000	38.68
57 Hexachlorobenzene	284	13.919	13.910	(0.968)	220071	40.0000	37.80
58 Pentachlorophenol	266	14.234	14.220	(0.990)	116385	40.0000	43.77
* 59 Phenanthrene-d10	188	14.384	14.375	(1.000)	448584	20.0000	
60 Phenanthrene	178	14.421	14.412	(1.003)	1074410	40.0000	37.73
61 Anthracene	178	14.496	14.482	(1.008)	1094422	40.0000	37.91
62 Carbazole	167	14.800	14.786	(1.029)	877123	40.0000	36.98
63 Di-n-butylphthalate	149	15.559	15.550	(1.082)	1074829	40.0000	37.87
64 Fluoranthene	202	16.339	16.330	(1.136)	1090891	40.0000	37.53
65 Pyrene	202	16.680	16.672	(0.894)	1095313	40.0000	38.94
\$ 66 Terphenyl-d14	244	17.038	17.029	(0.913)	734245	40.0000	40.49
67 Butylbenzylphthalate	149	17.946	17.937	(0.962)	446916	40.0000	39.35
68 Benzo(a)anthracene	228	18.635	18.621	(0.999)	952069	40.0000	38.00
* 69 Chrysene-d12	240	18.657	18.648	(1.000)	339501	20.0000	
70 3,3'-Dichlorobenzidine	252	18.673	18.664	(1.001)	351919	40.0000	38.31
71 Chrysene	228	18.705	18.680	(1.003)	895552	40.0000	37.33
72 bis(2-Ethylhexyl)phthalate	149	18.961	18.958	(0.953)	590350	40.0000	39.57
* 134 Di-n-octylphthalate-d4	153	19.896	19.887	(1.000)	481057	20.0000	
73 Di-n-octylphthalate	149	19.901	19.898	(1.000)	961899	40.0000	37.10

Compounds	QUANT SIG		AMOUNTS				
	MASS	RT	EXP RT	REL RT	RESPONSE	CAL-AMT (ug/mL)	ON-COL (ug/mL)
74 Benzo(b)fluoranthene	252	20.280	20.261	(0.976)	1058639	40.0000	42.68
75 Benzo(k)fluoranthene	252	20.312	20.293	(0.977)	918285	40.0000	36.04
76 Benzo(a)pyrene	252	20.713	20.693	(0.996)	903792	40.0000	40.25
* 77 Perylene-d12	264	20.788	20.779	(1.000)	342314	20.0000	40.25
78 Indeno(1,2,3-cd)pyrene	276	22.144	22.119	(1.065)	1197157	40.0000	39.99
79 Dibenzo(a,h)anthracene	278	22.171	22.151	(1.067)	917997	40.0000	40.39
80 Benzo(g,h,i)perylene	276	22.449	22.419	(1.080)	1041381	40.0000	39.81
90 N-Nitrosodimethylamine	74	2.227	2.197	(0.312)	339572	40.0000	37.64
103 Pyridine	79	2.201	2.192	(0.308)	601298	40.0000	38.85
91 Aniline	93	6.698	6.684	(0.939)	814956	40.0000	37.73
105 1-methylnaphthalene	141	10.517	10.508	(1.143)	571836	40.0000	39.12
93 Benzidine	184	16.622	16.613	(0.891)	481331	40.0000	37.35
111 Azobenzene (1,2-DP-Hydrazine)	77	13.203	13.189	(1.097)	1126070	40.0000	39.30
143 1,4-Dioxane	88	1.763	1.749	(0.247)	224993	40.0000	37.00
§ 137 d8-1,4-Dioxane	96	1.731	1.717	(0.243)	250746	40.0000	38.70
144 alpha-Terpineol	59	9.294	9.279	(1.010)	336120	40.0000	39.65
98 Retene	219	17.268	17.259	(0.926)	375518	40.0000	41.01
133 Butylatedhydroxytoluene	205	12.263	12.260	(1.019)	589880	40.0000	37.93
115 Tributyl Phosphate	99	13.326	13.301	(0.926)	1013526	40.0000	37.79
116 Dibutyl Phenyl Phosphate	175	15.009	15.000	(1.043)	547185	40.0000	39.24
117 Butyl Diphenyl Phosphate	94	16.664	16.661	(0.893)	237733	40.0000	40.07
118 Triphenyl Phosphate	326	18.245	18.231	(0.978)	149668	40.0000	39.34
123 Acetophenone	105	7.873	7.853	(1.103)	596224	40.0000	38.27
179 n-Decane	57	7.018	7.010	(0.984)	495468	40.0000	37.45
180 n-Octadecane	57	14.405	14.396	(1.001)	551299	40.0000	38.12
168 Pentachlorobenzene	250	12.397	12.388	(1.030)	279863	40.0000	39.12
113 Diphenyl Oxide	170	11.334	11.325	(0.941)	477532	40.0000	39.19
112 Biphenyl	154	11.136	11.127	(0.925)	922371	40.0000	38.09

QC Flag Legend

M - Compound response manually integrated.
 H - Operator selected an alternate compound hit.

Analytical Resources, Inc.

INTERNAL STANDARD COMPOUNDS
 AREA AND RT SUMMARY

Instrument ID: nt6.i
 Lab File ID: 0400611.d
 Lab Smp Id: ABN 40
 Analysis Type: SV
 Quant Type: ISTD
 Operator: LJR/VTS
 Method File: /chem1/nt6.i/20090611.b/SW846.m
 Misc Info:

Calibration Date: 11-JUN-2009
 Calibration Time: 10:27

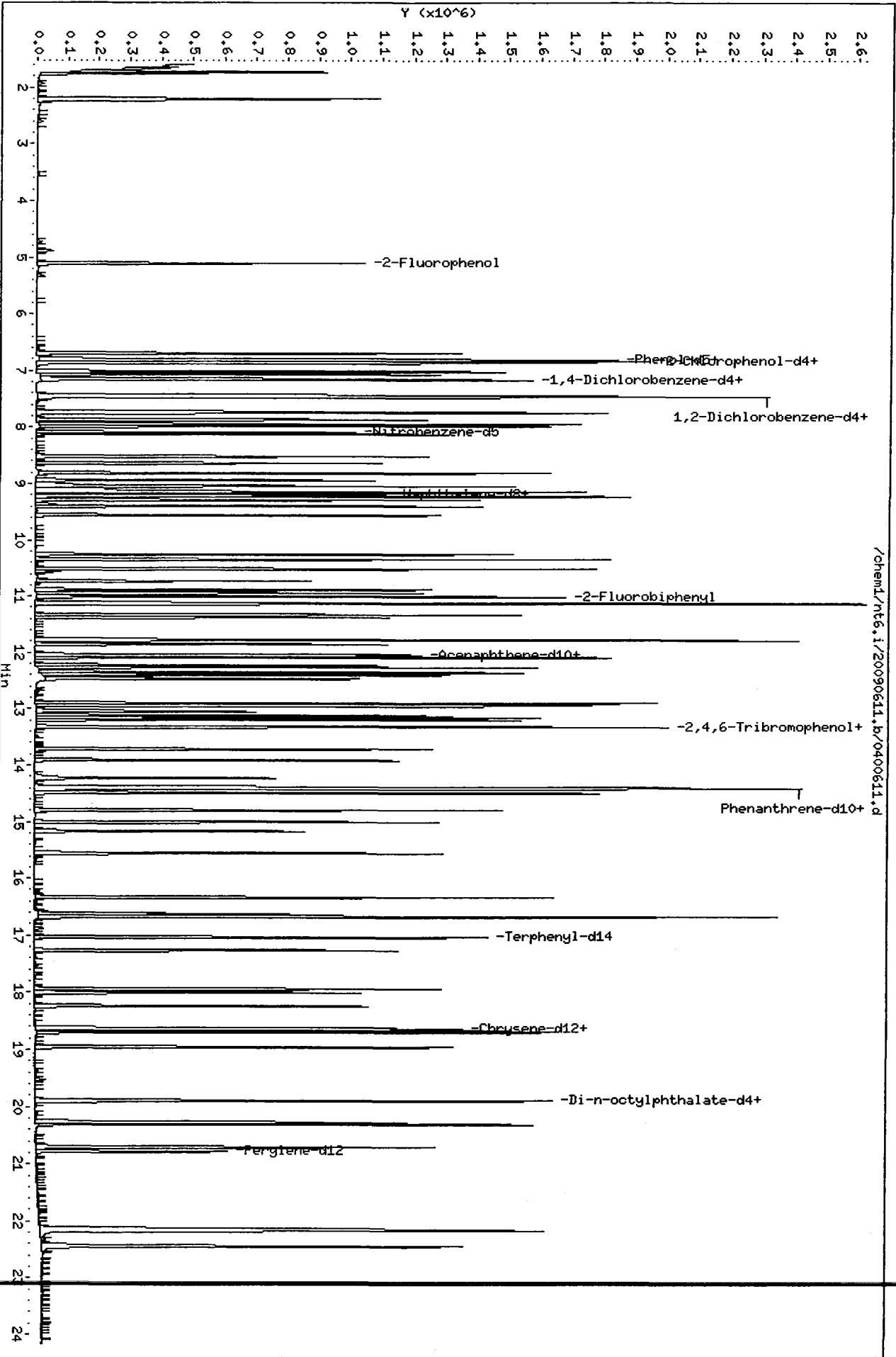
Level:
 Sample Type:

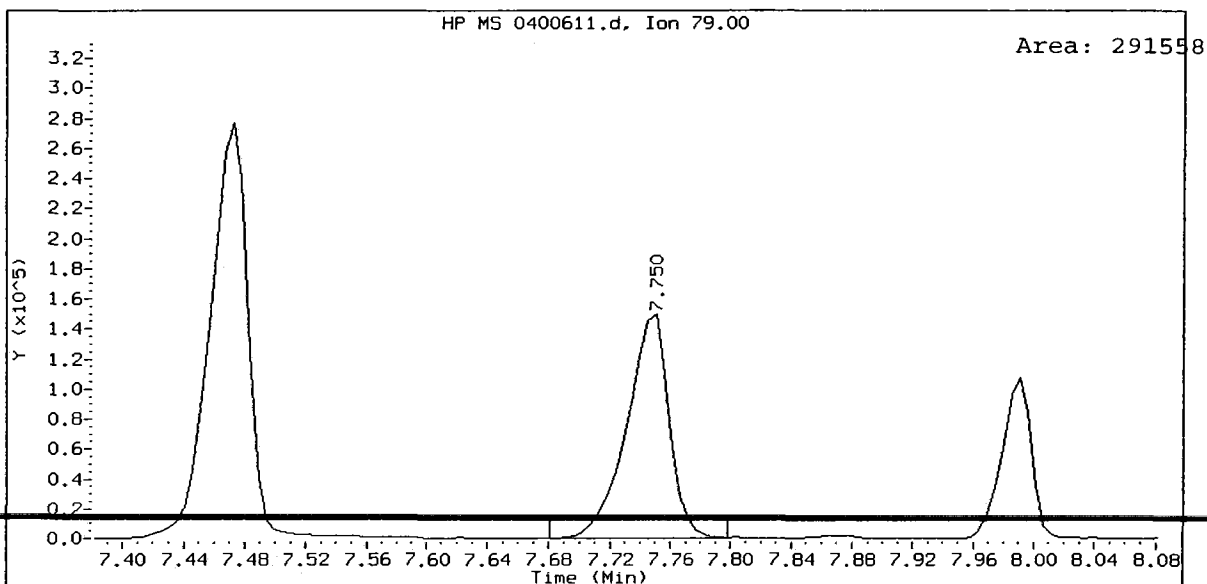
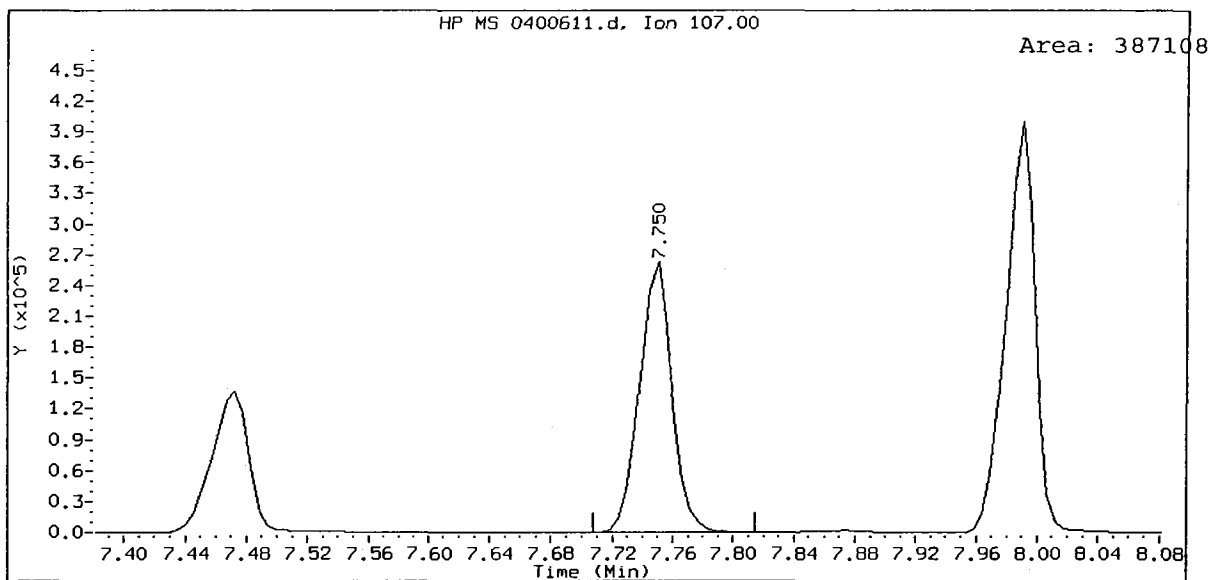
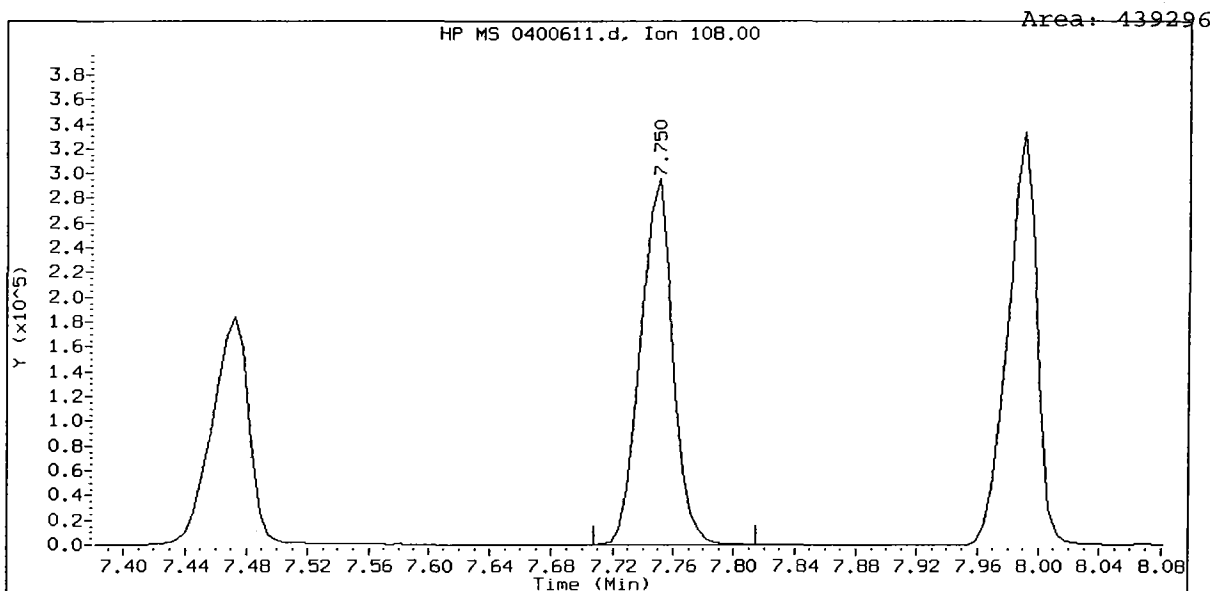
Test Mode: Use Initial Calibration Level 4.

COMPOUND	STANDARD	AREA LIMIT		SAMPLE	%DIFF
		LOWER	UPPER		
8 1,4-Dichlorobenze	112389	56194	224778	142411	26.71
27 Naphthalene-d8	384492	192246	768984	471377	22.60
42 Acenaphthene-d10	217478	108739	434956	269613	23.97
59 Phenanthrene-d10	336594	168297	673188	448584	33.27
69 Chrysene-d12	247160	123580	494320	339501	37.36
134 Di-n-octylphthala	347036	173518	694072	481057	38.62
77 Perylene-d12	232938	116469	465876	342314	46.95

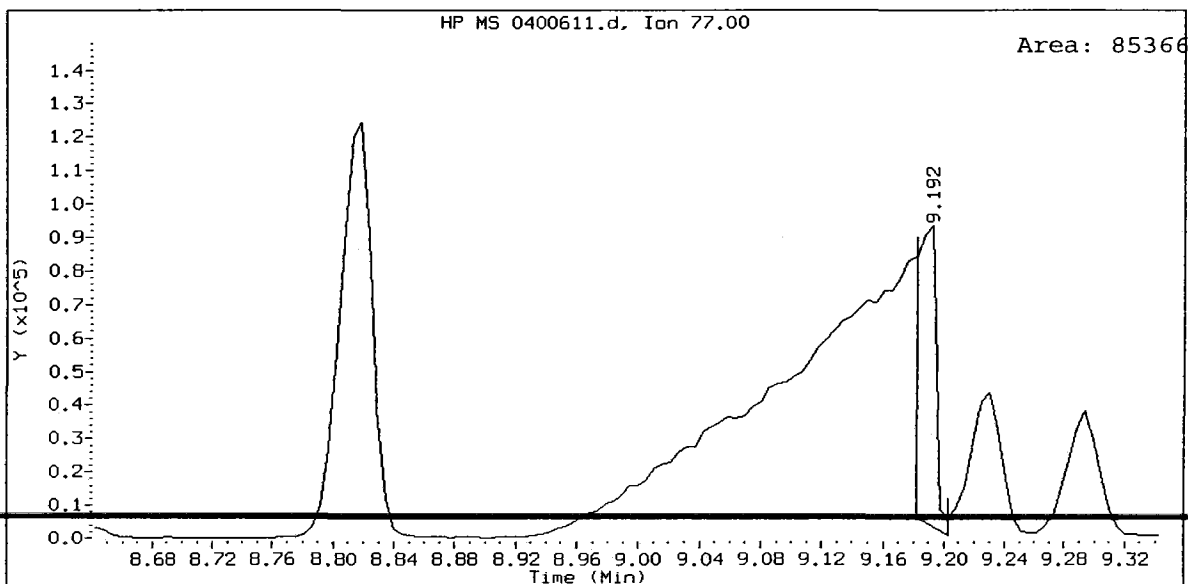
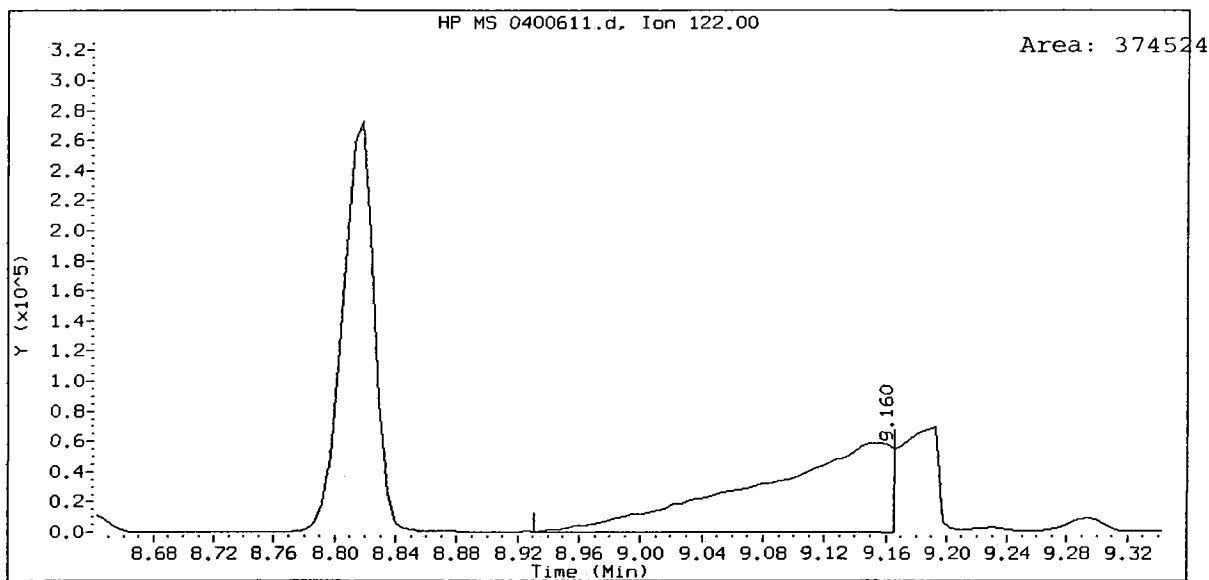
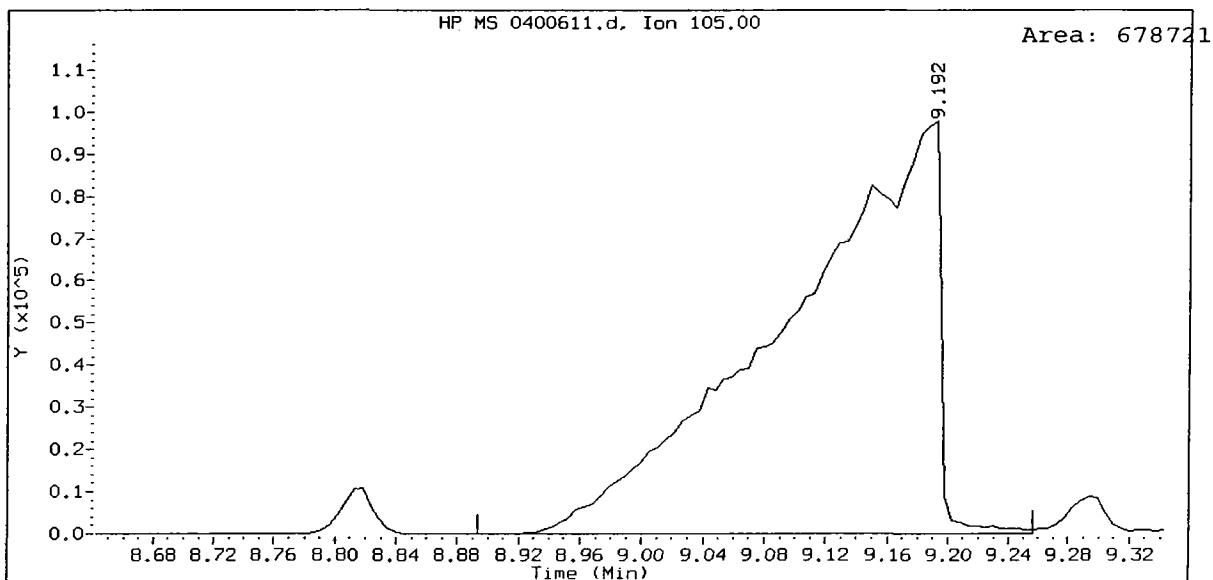
COMPOUND	STANDARD	RT LIMIT		SAMPLE	%DIFF
		LOWER	UPPER		
8 1,4-Dichlorobenze	7.13	6.63	7.63	7.14	0.01
27 Naphthalene-d8	9.19	8.69	9.69	9.20	0.07
42 Acenaphthene-d10	12.03	11.53	12.53	12.04	0.05
59 Phenanthrene-d10	14.38	13.88	14.88	14.38	0.01
69 Chrysene-d12	18.66	18.16	19.16	18.66	0.01
134 Di-n-octylphthala	19.89	19.39	20.39	19.90	0.03
77 Perylene-d12	20.78	20.28	21.28	20.79	0.03

AREA UPPER LIMIT = +100% of internal standard area.
 AREA LOWER LIMIT = - 50% of internal standard area.
 RT UPPER LIMIT = + 0.50 minutes of internal standard RT.
 RT LOWER LIMIT = - 0.50 minutes of internal standard RT.





ABN 40, /chem1/nt6.i/20090611.b/0400611.d
Benzoic acid Amount: 90.65



Analytical Resources, Inc.

Semivolatile Report SW846 Method 8270D

Data file : /chem1/nt6.i/20090611.b/0800611.d
 Lab Smp Id: ABN 80
 Inj Date : 11-JUN-2009 11:04
 Operator : LJR/VTS
 Smp Info : ABN 80
 Misc Info :
 Comment : 1ul Injection
 Method : /chem1/nt6.i/20090611.b/SW846.m
 Meth Date : 11-Jun-2009 16:21 jeff
 Cal Date : 11-JUN-2009 14:21
 Als bottle: 2
 Dil Factor: 1.00000
 Integrator: HP RTE
 Target Version: 3.50

Inst ID: nt6.i
 Quant Type: ISTD
 Cal File: 0050611a.d
 Calibration Sample, Level: 6
 Compound Sublist: ICAL.sub

LJR
6/11/09

Compounds	QUANT	SIG	RT	EXP RT	REL RT	RESPONSE	AMOUNTS	
							CAL-AMT (ug/mL)	ON-COL (ug/mL)
\$ 1 2-Fluorophenol	112		5.114	5.103	(0.716)	700257	80.0000	74.21
\$ 2 Phenol-d5	99		6.812	6.780	(0.954)	956730	80.0000	75.50
3 Phenol	94		6.828	6.796	(0.956)	1017949	80.0000	74.38
\$ 5 2-Chlorophenol-d4	132		6.850	6.833	(0.959)	600302	80.0000	77.74
4 Bis(2-Chloroethyl)ether	93		6.850	6.828	(0.959)	766346	80.0000	74.18
6 2-Chlorophenol	128		6.876	6.855	(0.963)	649146	80.0000	75.09
7 1,3-Dichlorobenzene	146		7.074	7.063	(0.990)	700347	80.0000	74.41
* 8 1,4-Dichlorobenzene-d4	152		7.143	7.127	(1.000)	114460	20.0000	
9 1,4-Dichlorobenzene	146		7.170	7.154	(1.004)	717202	80.0000	76.10
\$ 10 1,2-Dichlorobenzene-d4	152		7.442	7.426	(1.042)	446674	80.0000	78.37
12 1,2-Dichlorobenzene	146		7.464	7.448	(1.045)	691865	80.0000	74.77
11 Benzyl alcohol	108		7.480	7.453	(1.047)	493933	80.0000	77.09
14 2,2'-oxybis(1-Chloropropane)	45		7.731	7.720	(1.082)	950484	80.0000	74.27
13 2-Methylphenol	108		7.758	7.731	(1.086)	678630	80.0000	75.71
17 Hexachloroethane	117		7.945	7.939	(1.112)	331270	80.0000	76.04
16 N-Nitroso-di-n-propylamine	70		7.971	7.934	(1.116)	611596	80.0000	71.98
15 4-Methylphenol	108		7.998	7.971	(1.120)	698997	80.0000	76.30
\$ 18 Nitrobenzene-d5	82		8.105	8.078	(0.881)	852928	80.0000	72.27
19 Nitrobenzene	77		8.131	8.104	(0.884)	857890	80.0000	70.03
20 Isophorone	82		8.532	8.500	(0.927)	1442576	80.0000	70.41
21 2-Nitrophenol	139		8.644	8.633	(0.940)	347870	80.0000	77.95
22 2,4-Dimethylphenol	107		8.826	8.799	(0.959)	733347	80.0000	75.08
23 Bis(2-Chloroethoxy)methane	93		8.949	8.927	(0.973)	823217	80.0000	72.93
24 Benzoic acid	105		9.232	8.991	(1.003)	1059147	160.0000	173.5(M)
25 2,4-Dichlorophenol	162		9.055	9.034	(0.984)	525179	80.0000	82.56
26 1,2,4-Trichlorobenzene	180		9.152	9.141	(0.995)	585231	80.0000	75.76
* 27 Naphthalene-d8	136		9.200	9.189	(1.000)	384289	20.0000	

Compounds	QUANT SIG		AMOUNTS				
	MASS	RT	EXP RT	REL RT	RESPONSE	CAL-AMT (ug/mL)	ON-COL (ug/mL)
28 Naphthalene	128	9.232	9.215	(1.003)	1623757	80.0000	71.08
29 4-Chloroaniline	127	9.408	9.392	(1.023)	755961	80.0000	76.76
30 Hexachlorobutadiene	225	9.563	9.557	(1.039)	336266	80.0000	77.82
31 4-Chloro-3-methylphenol	107	10.263	10.252	(1.116)	613331	80.0000	76.15
32 2-Methylnaphthalene	141	10.353	10.342	(1.125)	909404	80.0000	73.08
33 Hexachlorocyclopentadiene	237	10.733	10.732	(0.891)	325812	80.0000	81.05
34 2,4,6-Trichlorophenol	196	10.893	10.876	(0.905)	357866	80.0000	79.19
35 2,4,5-Trichlorophenol	196	10.952	10.941	(0.910)	376193	80.0000	81.22
\$ 36 2-Fluorobiphenyl	172	11.016	10.999	(0.915)	1193236	80.0000	75.86
37 2-Chloronaphthalene	162	11.128	11.111	(0.924)	1091119	80.0000	77.40
38 2-Nitroaniline	65	11.389	11.363	(0.946)	448273	80.0000	76.45
39 Dimethylphthalate	163	11.779	11.758	(0.978)	1161580	80.0000	75.18
40 Acenaphthylene	152	11.790	11.779	(0.979)	1583644	80.0000	75.24
41 2,6-Dinitrotoluene	165	11.865	11.843	(0.985)	264149	80.0000	78.64
* 42 Acenaphthene-d10	164	12.041	12.030	(1.000)	211778	20.0000	
43 3-Nitroaniline	138	12.068	12.035	(1.002)	302105	80.0000	78.77
44 Acenaphthene	153	12.100	12.078	(1.005)	983330	80.0000	74.02
45 2,4-Dinitrophenol	184	12.239	12.212	(1.016)	312259	160.0000	160.7
46 Dibenzofuran	168	12.362	12.340	(1.027)	1410257	80.0000	73.47
47 4-Nitrophenol	109	12.447	12.409	(1.034)	204560	80.0000	83.65
48 2,4-Dinitrotoluene	165	12.484	12.457	(1.037)	343535	80.0000	78.87
50 Diethylphthalate	149	12.933	12.911	(1.074)	1062333	80.0000	75.54
49 Fluorene	166	12.906	12.890	(1.072)	1171964	80.0000	74.65
51 4-Chlorophenyl-phenylether	204	12.954	12.943	(1.076)	586072	80.0000	75.63
52 4-Nitroaniline	138	13.072	13.018	(1.086)	268550	80.0000	78.80
53 4,6-Dinitro-2-methylphenol	198	13.147	13.104	(0.914)	462450	160.0000	179.2
54 N-Nitrosodiphenylamine	169	13.179	13.152	(0.916)	806877	80.0000	75.47
\$ 55 2,4,6-Tribromophenol	330	13.334	13.317	(1.107)	168982	80.0000	83.68
56 4-Bromophenyl-phenylether	248	13.724	13.713	(0.954)	346815	80.0000	79.58
57 Hexachlorobenzene	284	13.921	13.910	(0.968)	349431	80.0000	78.56
58 Pentachlorophenol	266	14.242	14.220	(0.990)	192557	80.0000	94.80
* 59 Phenanthrene-d10	188	14.386	14.375	(1.000)	342675	20.0000	
60 Phenanthrene	178	14.429	14.412	(1.003)	1573061	80.0000	72.32
61 Anthracene	178	14.503	14.482	(1.008)	1593579	80.0000	72.27
62 Carbazole	167	14.808	14.786	(1.029)	1359163	80.0000	75.01
63 Di-n-butylphthalate	149	15.561	15.550	(1.082)	1573410	80.0000	72.58
64 Fluoranthene	202	16.346	16.330	(1.136)	1602844	80.0000	72.18
65 Pyrene	202	16.688	16.672	(0.894)	1622958	80.0000	68.73
\$ 66 Terphenyl-d14	244	17.040	17.029	(0.913)	1078415	80.0000	70.83
67 Butylbenzylphthalate	149	17.954	17.937	(0.962)	678229	80.0000	71.12
68 Benzo(a)anthracene	228	18.643	18.621	(0.999)	1567549	80.0000	74.51
* 69 Chrysene-d12	240	18.664	18.648	(1.000)	285044	20.0000	
70 3,3'-Dichlorobenzidine	252	18.685	18.664	(1.001)	591919	80.0000	76.75
71 Chrysene	228	18.712	18.680	(1.003)	1533626	80.0000	76.13
72 bis(2-Ethylhexyl)phthalate	149	18.963	18.958	(0.953)	923723	80.0000	70.17
* 134 Di-n-octylphthalate-d4	153	19.898	19.887	(1.000)	424428	20.0000	
73 Di-n-octylphthalate	149	19.909	19.898	(1.001)	1589799	80.0000	69.49

Compounds	QUANT SIG		AMOUNTS				
	MASS	RT	EXP RT	REL RT	RESPONSE	CAL-AMT (ug/mL)	ON-COL (ug/mL)
74 Benzo(b)fluoranthene	252	20.293	20.261	(0.976)	1685671	80.0000	73.82
75 Benzo(k)fluoranthene	252	20.325	20.293	(0.978)	1739322	80.0000	74.16 (M)
76 Benzo(a)pyrene	252	20.726	20.693	(0.997)	1573536	80.0000	76.13
* 77 Perylene-d12	264	20.790	20.779	(1.000)	315095	20.0000	
78 Indeno(1,2,3-cd)pyrene	276	22.162	22.119	(1.066)	2290202	80.0000	83.12
79 Dibenzo(a,h)anthracene	278	22.189	22.151	(1.067)	1725059	80.0000	82.46
80 Benzo(g,h,i)perylene	276	22.472	22.419	(1.081)	1956824	80.0000	81.26
90 N-Nitrosodimethylamine	74	2.235	2.197	(0.313)	532287	80.0000	73.40
103 Pyridine	79	2.198	2.192	(0.308)	940759	80.0000	75.63
91 Aniline	93	6.705	6.684	(0.939)	1270117	80.0000	73.17
105 1-methylnaphthalene	141	10.524	10.508	(1.144)	870304	80.0000	73.03
93 Benzidine	184	16.629	16.613	(0.891)	729408	80.0000	67.41
111 Azobenzene (1,2-DP-Hydrazine)	77	13.211	13.189	(1.097)	1618555	80.0000	71.92
143 1,4-Dioxane	88	1.760	1.749	(0.246)	395658	80.0000	80.97
§ 137 d8-1,4-Dioxane	96	1.728	1.717	(0.242)	416954	80.0000	80.06
144 alpha-Terpineol	59	9.301	9.279	(1.011)	503974	80.0000	72.92
98 Retene	219	17.270	17.259	(0.925)	544773	80.0000	70.86
133 Butylatedhydroxytoluene	205	12.271	12.260	(1.019)	913837	80.0000	74.82
115 Tributyl Phosphate	99	13.334	13.301	(0.927)	1477009	80.0000	72.09
116 Dibutyl Phenyl Phosphate	175	15.016	15.000	(1.044)	828109	80.0000	77.73
117 Butyl Diphenyl Phosphate	94	16.672	16.661	(0.893)	358201	80.0000	71.91
118 Triphenyl Phosphate	326	18.253	18.231	(0.978)	231700	80.0000	72.54
123 Acetophenone	105	7.880	7.853	(1.103)	897585	80.0000	71.69
179 n-Decane	57	7.021	7.010	(0.983)	778512	80.0000	73.21
180 n-Octadecane	57	14.407	14.396	(1.001)	801072	80.0000	72.51
168 Pentachlorobenzene	250	12.404	12.388	(1.030)	425768	80.0000	75.78
113 Diphenyl Oxide	170	11.336	11.325	(0.941)	737021	80.0000	77.00
112 Biphenyl	154	11.144	11.127	(0.925)	1395256	80.0000	73.36

QC Flag Legend

M - Compound response manually integrated.

Analytical Resources, Inc.

INTERNAL STANDARD COMPOUNDS
 AREA AND RT SUMMARY

Instrument ID: nt6.i
 Lab File ID: 0800611.d
 Lab Smp Id: ABN 80
 Analysis Type: SV
 Quant Type: ISTD
 Operator: LJR/VTS
 Method File: /chem1/nt6.i/20090611.b/SW846.m
 Misc Info:

Calibration Date: 11-JUN-2009
 Calibration Time: 10:27

Level:
 Sample Type:

Test Mode: Use Initial Calibration Level 4.

COMPOUND	STANDARD	AREA LIMIT		SAMPLE	%DIFF
		LOWER	UPPER		
8 1,4-Dichlorobenze	112389	56194	224778	114460	1.84
27 Naphthalene-d8	384492	192246	768984	384289	-0.05
42 Acenaphthene-d10	217478	108739	434956	211778	-2.62
59 Phenanthrene-d10	336594	168297	673188	342675	1.81
69 Chrysene-d12	247160	123580	494320	285044	15.33
134 Di-n-octylphthala	347036	173518	694072	424428	22.30
77 Perylene-d12	232938	116469	465876	315095	35.27

COMPOUND	STANDARD	RT LIMIT		SAMPLE	%DIFF
		LOWER	UPPER		
8 1,4-Dichlorobenze	7.13	6.63	7.63	7.14	0.12
27 Naphthalene-d8	9.19	8.69	9.69	9.20	0.09
42 Acenaphthene-d10	12.03	11.53	12.53	12.04	0.07
59 Phenanthrene-d10	14.38	13.88	14.88	14.39	0.02
69 Chrysene-d12	18.66	18.16	19.16	18.66	0.05
134 Di-n-octylphthala	19.89	19.39	20.39	19.90	0.04
77 Perylene-d12	20.78	20.28	21.28	20.79	0.04

AREA UPPER LIMIT = +100% of internal standard area.
 AREA LOWER LIMIT = - 50% of internal standard area.
 RT UPPER LIMIT = + 0.50 minutes of internal standard RT.
 RT LOWER LIMIT = - 0.50 minutes of internal standard RT.

Data File: /chem1/nt6.i/20090611.b/0800611.d
Date: 11-JUN-2009 11:04

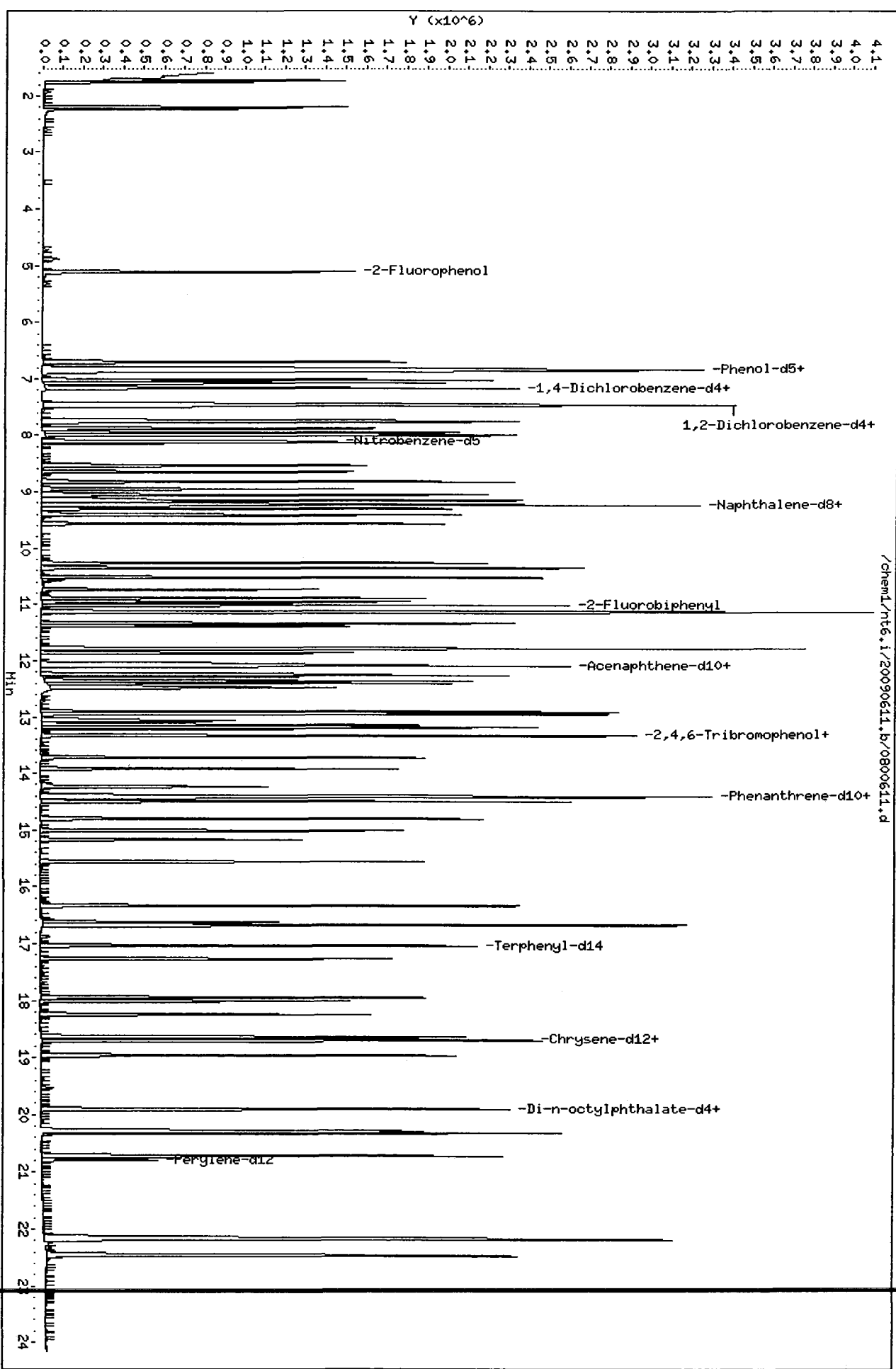
Client ID:
Sample Info: ABN 80

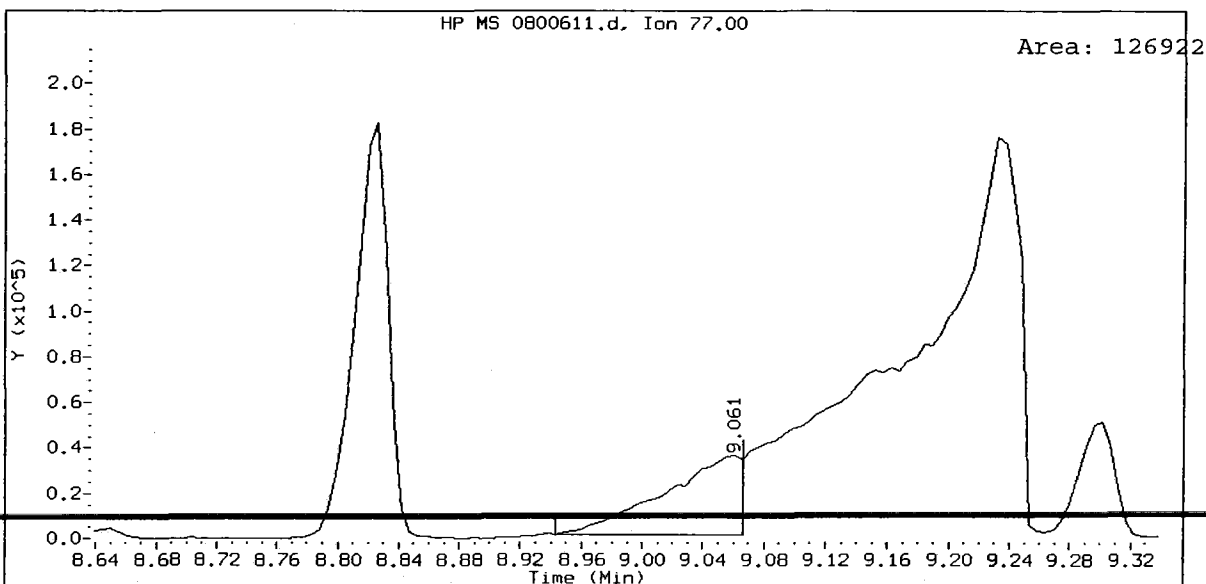
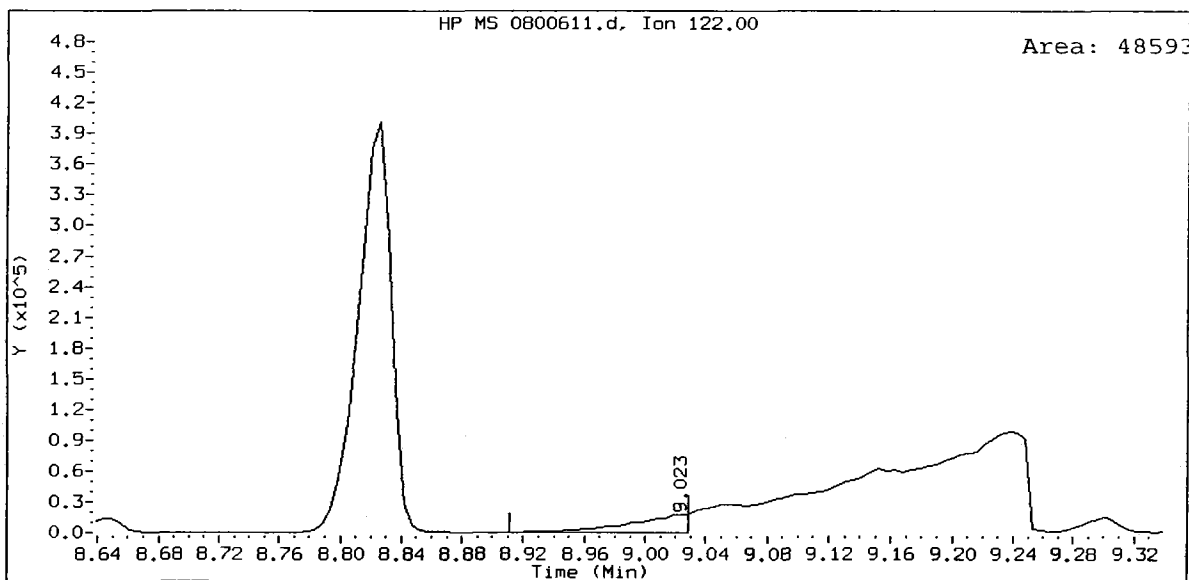
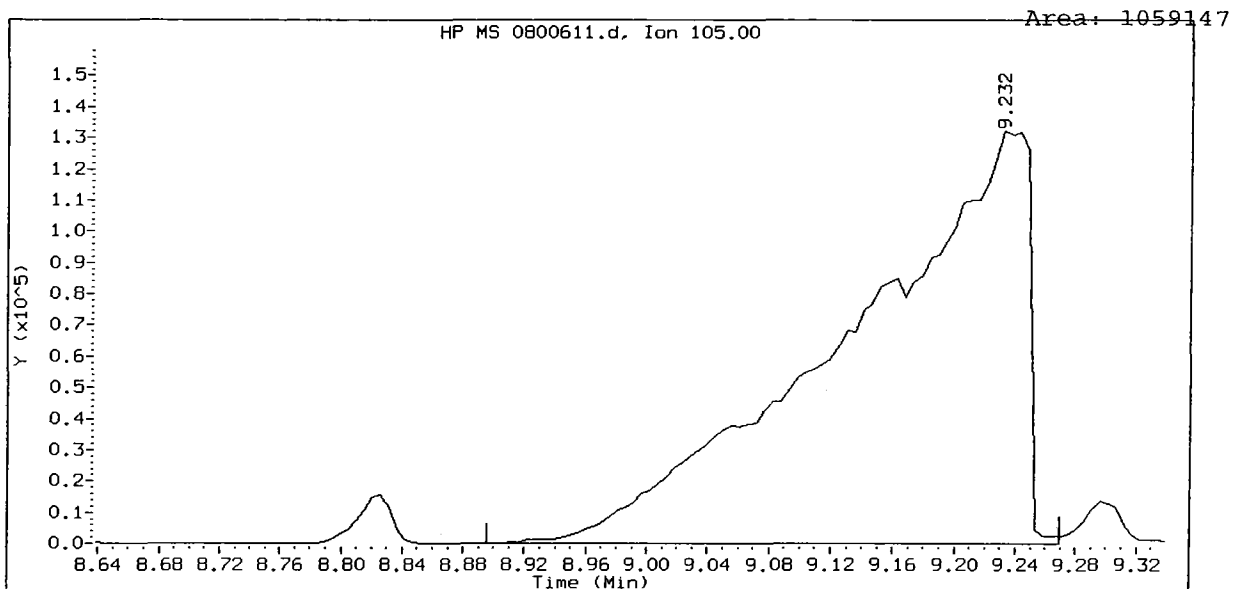
Column phase: ZB-5

Instrument: nt6.i

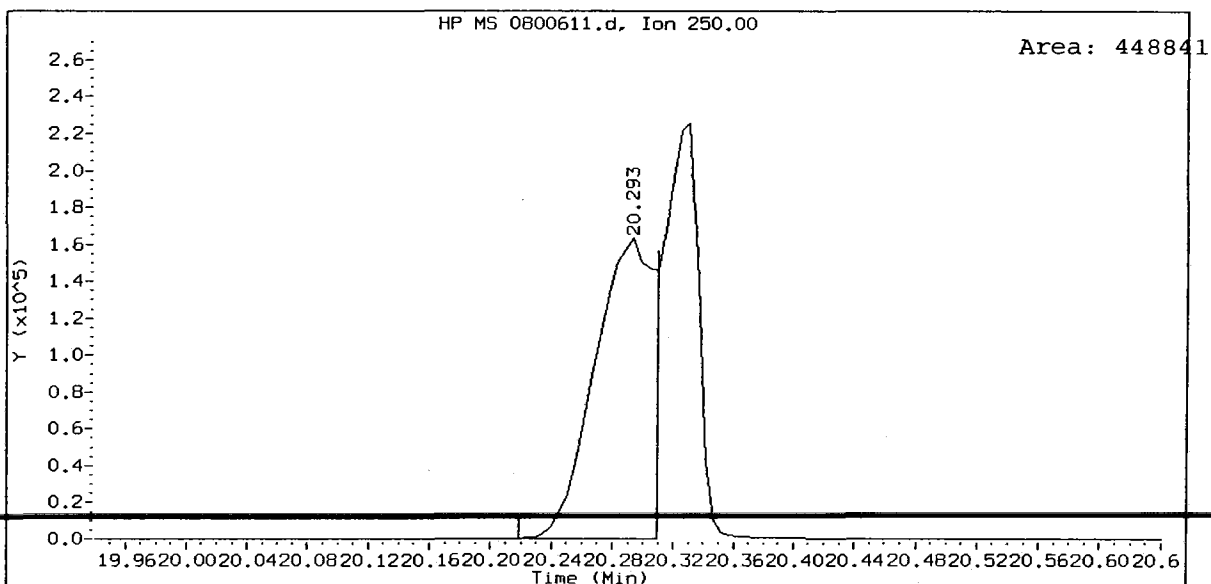
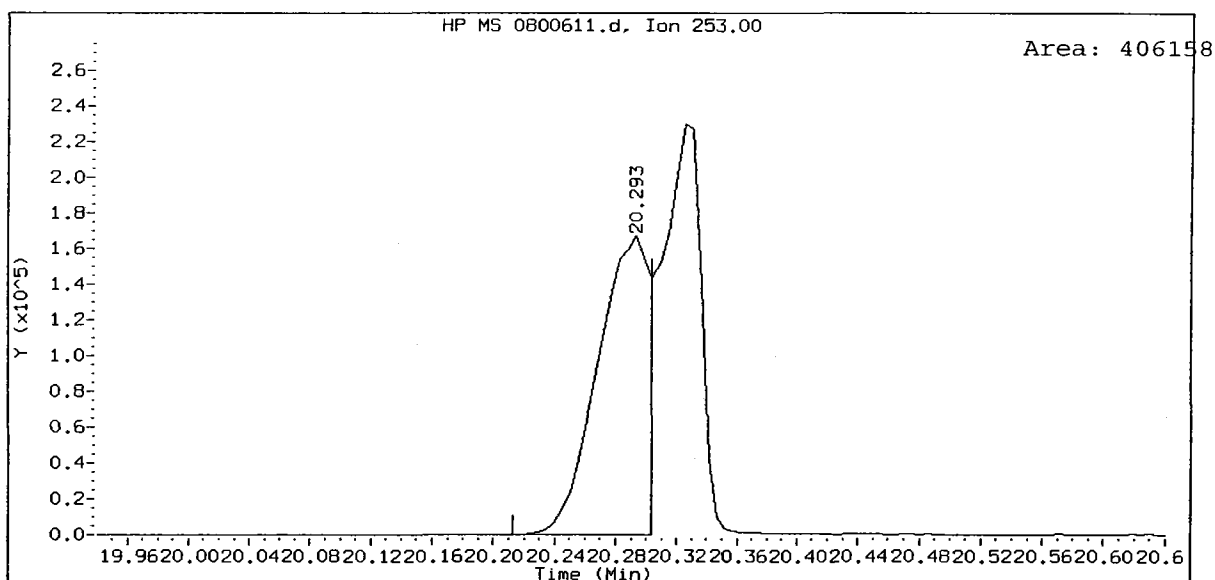
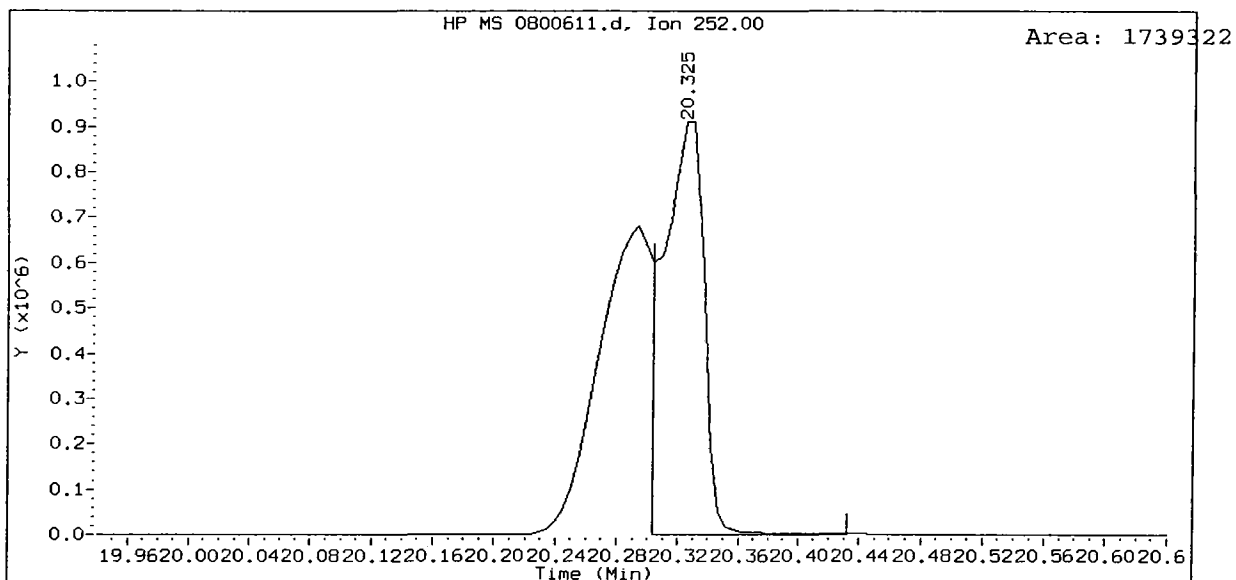
Operator: LJR/VTS
Column diameter: 0.32

/chem1/nt6.i/20090611.b/0800611.d





ABN 80, /chem1/nt6.i/20090611.b/0800611.d
Benzo(k)fluoranthene Amount: 74.16



Analytical Resources, Inc.

Semivolatile Report SW846 Method 8270D

Data file : /chem1/nt6.i/20090611.b/icv0611.d
 Lab Smp Id: ABN ICV
 Inj Date : 11-JUN-2009 14:54
 Operator : LJR/VTS
 Smp Info : ABN ICV
 Misc Info :
 Comment : 1ul Injection
 Method : /chem1/nt6.i/20090611.b/SW846.m
 Meth Date : 11-Jun-2009 16:22 jeff
 Cal Date : 11-JUN-2009 14:21
 Als bottle: 9
 Dil Factor: 1.00000
 Integrator: HP RTE
 Target Version: 3.50

Inst ID: nt6.i
 LJR
 6/11/09

Quant Type: ISTD
 Cal File: 0050611a.d
 QC Sample: LCS

Compound Sublist: ICV.sub

Compounds	QUANT SIG	RT	EXP RT	REL RT	RESPONSE	CONCENTRATIONS	
						ON-COLUMN (ug/mL)	FINAL (ug/mL)
3 Phenol	94	6.801	6.796	(0.954)	338615	27.0021	27.00
4 Bis(2-Chloroethyl)ether	93	6.834	6.828	(0.958)	241459	25.5079	25.51
6 2-Chlorophenol	128	6.860	6.855	(0.962)	215331	27.1848	27.18
7 1,3-Dichlorobenzene	146	7.063	7.063	(0.990)	227210	26.3472	26.35
* 8 1,4-Dichlorobenzene-d4	152	7.133	7.127	(1.000)	104875	20.0000	
9 1,4-Dichlorobenzene	146	7.159	7.154	(1.004)	234976	27.2099	27.21
11 Benzyl alcohol	108	7.458	7.453	(1.046)	163422	27.8374	27.84
12 1,2-Dichlorobenzene	146	7.453	7.448	(1.045)	222408	26.2341	26.23
13 2-Methylphenol	108	7.736	7.731	(1.085)	225009	27.3982	27.40
14 2,2'-oxybis(1-Chloropropane)	45	7.726	7.720	(1.083)	313126	26.7023	26.70
15 4-Methylphenol	108	7.977	7.971	(1.118)	226675	27.0030	27.00
16 N-Nitroso-di-n-propylamine	70	7.944	7.934	(1.114)	203812	26.1805	26.18
17 Hexachloroethane	117	7.939	7.939	(1.113)	105998	26.5534	26.55
19 Nitrobenzene	77	8.115	8.104	(0.883)	304585	26.8860	26.89
20 Isophorone	82	8.511	8.500	(0.926)	454980	24.0143	24.01
21 2-Nitrophenol	139	8.633	8.633	(0.939)	107822	26.1273	26.13
22 2,4-Dimethylphenol	107	8.810	8.799	(0.958)	248959	27.5619	27.56
23 Bis(2-Chloroethoxy)methane	93	8.938	8.927	(0.972)	272333	26.0919	26.09
24 Benzoic acid	105	9.098	8.991	(0.990)	266802	47.2663	47.27
25 2,4-Dichlorophenol	162	9.039	9.034	(0.983)	163648	27.8222	27.82
26 1,2,4-Trichlorobenzene	180	9.146	9.141	(0.995)	183040	25.6245	25.62
* 27 Naphthalene-d8	136	9.194	9.189	(1.000)	355357	20.0000	
28 Naphthalene	128	9.221	9.215	(1.003)	560729	26.5434	26.54
29 4-Chloroaniline	127	9.397	9.392	(1.022)	237114	26.0354	26.04
30 Hexachlorobutadiene	225	9.557	9.557	(1.040)	108523	27.1585	27.16
31 4-Chloro-3-methylphenol	107	10.252	10.252	(1.115)	197140	26.4689	26.47
32 2-Methylnaphthalene	141	10.343	10.342	(1.125)	295370	25.6671	25.67

Compounds	QUANT SIG MASS	RT	EXP RT	REL RT	RESPONSE	CONCENTRATIONS	
						ON-COLUMN (ug/mL)	FINAL (ug/mL)
33 Hexachlorocyclopentadiene	237	10.733	10.732	(0.892)	86829	23.3451	23.35
34 2,4,6-Trichlorophenol	196	10.882	10.876	(0.904)	114493	27.3831	27.38
35 2,4,5-Trichlorophenol	196	10.941	10.941	(0.909)	116215	27.1173	27.12
37 2-Chloronaphthalene	162	11.112	11.111	(0.923)	334591	25.6528	25.65
38 2-Nitroaniline	65	11.368	11.363	(0.945)	147583	27.2038	27.20
39 Dimethylphthalate	163	11.763	11.758	(0.977)	368318	25.7658	25.77
40 Acenaphthylene	152	11.779	11.779	(0.979)	473477	24.3124	24.31
41 2,6-Dinitrotoluene	165	11.849	11.843	(0.984)	79244	25.4985	25.50
* 42 Acenaphthene-d10	164	12.036	12.030	(1.000)	195944	20.0000	
43 3-Nitroaniline	138	12.046	12.035	(1.001)	91569	25.8059	25.81
44 Acenaphthene	153	12.084	12.078	(1.004)	324025	26.3631	26.36
45 2,4-Dinitrophenol	184	12.217	12.212	(1.015)	86164	55.9267	55.93
46 Dibenzofuran	168	12.346	12.340	(1.026)	444329	25.0202	25.02
47 4-Nitrophenol	109	12.415	12.409	(1.032)	58447	25.8305	25.83
48 2,4-Dinitrotoluene	165	12.463	12.457	(1.036)	99860	24.7781	24.78
49 Fluorene	166	12.896	12.890	(1.071)	383668	26.4123	26.41
50 Diethylphthalate	149	12.922	12.911	(1.074)	325827	25.0415	25.04
51 4-Chlorophenyl-phenylether	204	12.949	12.943	(1.076)	181281	25.2854	25.29
52 4-Nitroaniline	138	13.035	13.018	(1.083)	79815	25.3127	25.31
53 4,6-Dinitro-2-methylphenol	198	13.115	13.104	(0.912)	138613	60.7483	60.75
54 N-Nitrosodiphenylamine	169	13.157	13.152	(0.915)	168403	17.8141	17.81
56 4-Bromophenyl-phenylether	248	13.718	13.713	(0.954)	100420	26.0602	26.06
57 Hexachlorobenzene	284	13.910	13.910	(0.967)	99438	25.2839	25.28
58 Pentachlorophenol	266	14.226	14.220	(0.989)	49878	27.7710	27.77
* 59 Phenanthrene-d10	188	14.380	14.375	(1.000)	302996	20.0000	
60 Phenanthrene	178	14.413	14.412	(1.002)	515998	26.8304	26.83
61 Anthracene	178	14.487	14.482	(1.007)	497300	25.5062	25.51
62 Carbazole	167	14.792	14.786	(1.029)	393289	24.5468	24.55
63 Di-n-butylphthalate	149	15.556	15.550	(1.082)	495002	25.8229	25.82
64 Fluoranthene	202	16.330	16.330	(1.136)	521696	26.5703	26.57
65 Pyrene	202	16.672	16.672	(0.894)	530952	25.4631	25.46
67 Butylbenzylphthalate	149	17.943	17.937	(0.962)	215875	25.6351	25.64
68 Benzo(a)anthracene	228	18.627	18.621	(0.999)	491764	26.4713	26.47
* 69 Chrysene-d12	240	18.653	18.648	(1.000)	251700	20.0000	
70 3,3'-Dichlorobenzidine	252	18.669	18.664	(1.001)	172220	25.2883	25.29
71 Chrysene	228	18.691	18.680	(1.002)	453237	25.4801	25.48
72 bis(2-Ethylhexyl)phthalate	149	18.958	18.958	(0.953)	293436	25.3691	25.37
* 134 Di-n-octylphthalate-d4	153	19.887	19.887	(1.000)	372937	20.0000	
73 Di-n-octylphthalate	149	19.898	19.898	(1.001)	505889	25.1654	25.17
74 Benzo(b)fluoranthene	252	20.266	20.261	(0.975)	504981	26.1431	26.14
75 Benzo(k)fluoranthene	252	20.298	20.293	(0.977)	530516	26.7400	26.74
76 Benzo(a)pyrene	252	20.704	20.693	(0.996)	455612	26.0566	26.06
* 77 Perylene-d12	264	20.784	20.779	(1.000)	266554	20.0000	
78 Indeno(1,2,3-cd)pyrene	276	22.130	22.119	(1.065)	656562	28.1672	28.17
79 Dibenzo(a,h)anthracene	278	22.162	22.151	(1.066)	516262	29.1730	29.17
80 Benzo(g,h,i)perylene	276	22.435	22.419	(1.079)	571907	28.0741	28.07
103 Pyridine	79	2.197	2.192	(0.308)	275920	24.2086	24.21

Compounds	QUANT SIG		CONCENTRATIONS					
	MASS		RT	EXP RT	REL RT	RESPONSE	ON-COLUMN (ug/mL)	FINAL (ug/mL)
-----	====		==	=====	=====	=====	=====	=====
90 N-Nitrosodimethylamine	74		2.219	2.197	(0.311)	174404	26.2480	26.25
91 Aniline	93		6.689	6.684	(0.938)	411398	25.8660	25.87
105 1-methylnaphthalene	141		10.514	10.508	(1.143)	290437	26.3543	26.35
111 Azobenzene (1,2-DP-Hydrazine)	77		13.195	13.189	(1.096)	529435	25.4253	25.43
93 Benzidine	184		16.618	16.613	(0.891)	225670	23.6176	23.62

Analytical Resources, Inc.

INTERNAL STANDARD COMPOUNDS
 AREA AND RT SUMMARY

Instrument ID: nt6.i
 Lab File ID: icv0611.d
 Lab Smp Id: ABN ICV
 Analysis Type: SV
 Quant Type: ISTD
 Operator: LJR/VTS
 Method File: /chem1/nt6.i/20090611.b/SW846.m
 Misc Info:

Calibration Date: 11-JUN-2009
 Calibration Time: 10:27

Level:
 Sample Type:

Test Mode: Use Initial Calibration Level 4.

COMPOUND	STANDARD	AREA LIMIT		SAMPLE	%DIFF
		LOWER	UPPER		
8 1,4-Dichlorobenze	112389	56194	224778	104875	-6.69
27 Naphthalene-d8	384492	192246	768984	355357	-7.58
42 Acenaphthene-d10	217478	108739	434956	195944	-9.90
59 Phenanthrene-d10	336594	168297	673188	302996	-9.98
69 Chrysene-d12	247160	123580	494320	251700	1.84
134 Di-n-octylphthala	347036	173518	694072	372937	7.46
77 Perylene-d12	232938	116469	465876	266554	14.43

COMPOUND	STANDARD	RT LIMIT		SAMPLE	%DIFF
		LOWER	UPPER		
8 1,4-Dichlorobenze	7.13	6.63	7.63	7.13	-0.03
27 Naphthalene-d8	9.19	8.69	9.69	9.19	0.03
42 Acenaphthene-d10	12.03	11.53	12.53	12.04	0.03
59 Phenanthrene-d10	14.38	13.88	14.88	14.38	-0.02
69 Chrysene-d12	18.66	18.16	19.16	18.65	-0.01
134 Di-n-octylphthala	19.89	19.39	20.39	19.89	-0.01
77 Perylene-d12	20.78	20.28	21.28	20.78	0.01

AREA UPPER LIMIT = +100% of internal standard area.
 AREA LOWER LIMIT = - 50% of internal standard area.
 RT UPPER LIMIT = + 0.50 minutes of internal standard RT.
 RT LOWER LIMIT = - 0.50 minutes of internal standard RT.

Analytical Resources, Inc.

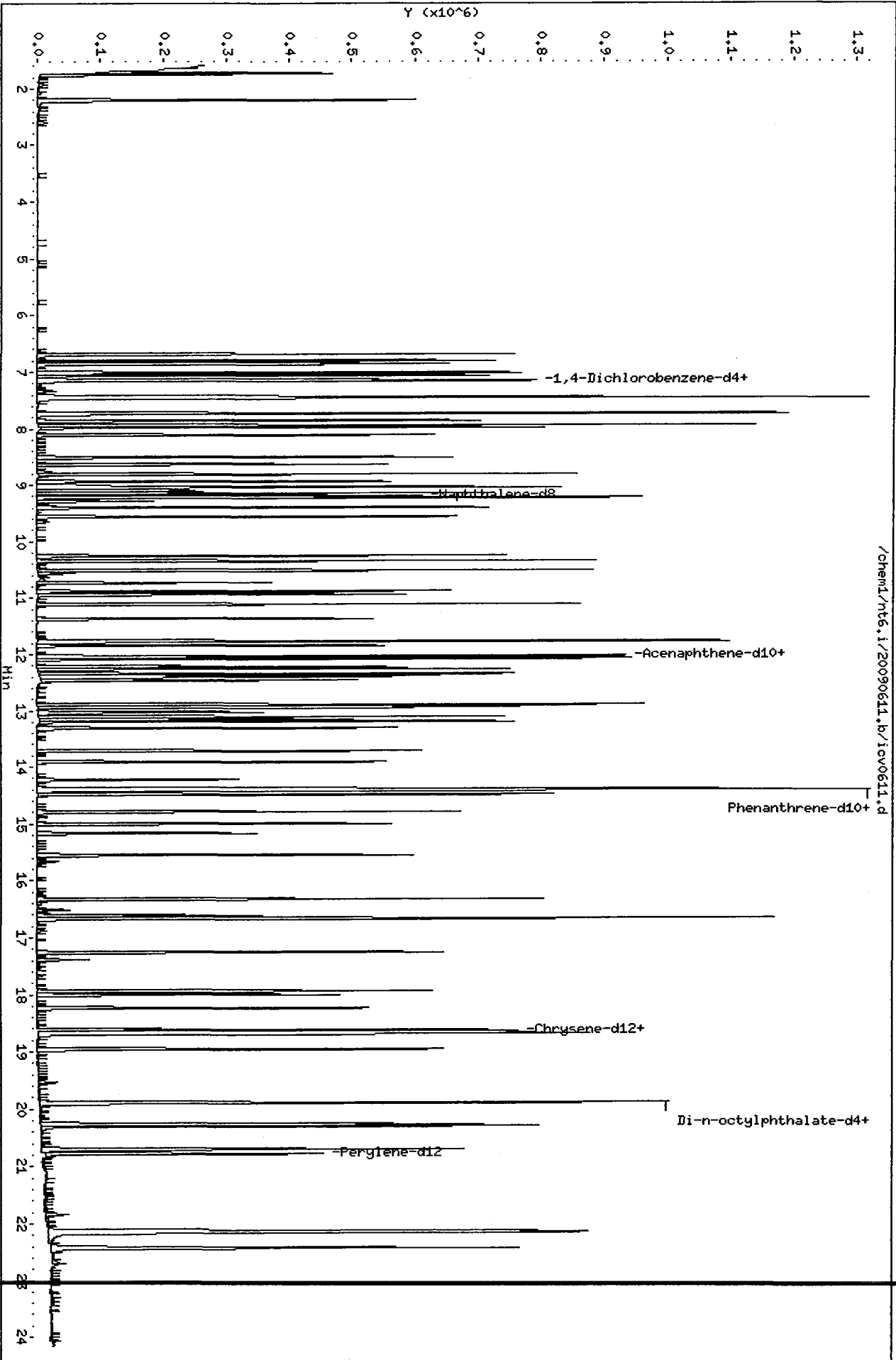
RECOVERY REPORT

Client Name: Client SDG: 20090611
 Sample Matrix: NONE Fraction: SV
 Lab Smp Id: ABN ICV
 Level: Operator: LJR/VTS
 Data Type: MS DATA SampleType: LCS
 SpikeList File: ICV.spk Quant Type: ISTD
 Sublist File: ICV.sub
 Method File: /chem1/nt6.i/20090611.b/SW846.m
 Misc Info:

SPIKE COMPOUND	AMOUNT ADDED ug/mL	AMOUNT RECOVERED ug/mL	% RECOVERED	LIMITS
3 Phenol	25.00	27.00	108.01	
4 Bis(2-Chloroethyl)	25.00	25.51	102.03	
6 2-Chlorophenol	25.00	27.18	108.74	
7 1,3-Dichlorobenzen	25.00	26.35	105.39	
9 1,4-Dichlorobenzen	25.00	27.21	108.84	
11 Benzyl alcohol	25.00	27.84	111.35	
12 1,2-Dichlorobenzen	25.00	26.23	104.94	
13 2-Methylphenol	25.00	27.40	109.59	
14 2,2'-oxybis(1-Chlo	25.00	26.70	106.81	
15 4-Methylphenol	25.00	27.00	108.01	
16 N-Nitroso-di-n-pro	25.00	26.18	104.72	
17 Hexachloroethane	25.00	26.55	106.21	
19 Nitrobenzene	25.00	26.89	107.54	
20 Isophorone	25.00	24.01	96.06	
21 2-Nitrophenol	25.00	26.13	104.51	OK
22 2,4-Dimethylphenol	25.00	27.56	110.25	
23 Bis(2-Chloroethoxy	25.00	26.09	104.37	
24 Benzoic acid	50.00	47.27	94.53	
25 2,4-Dichlorophenol	25.00	27.82	111.29	
26 1,2,4-Trichloroben	25.00	25.62	102.50	
28 Naphthalene	25.00	26.54	106.17	
29 4-Chloroaniline	25.00	26.04	104.14	
30 Hexachlorobutadien	25.00	27.16	108.63	
31 4-Chloro-3-methylp	25.00	26.47	105.88	
32 2-Methylnaphthalen	25.00	25.67	102.67	
33 Hexachlorocyclopen	25.00	23.35	93.38	
34 2,4,6-Trichlorophe	25.00	27.38	109.53	
35 2,4,5-Trichlorophe	25.00	27.12	108.47	
37 2-Chloronaphthalen	25.00	25.65	102.61	
38 2-Nitroaniline	25.00	27.20	108.82	
39 Dimethylphthalate	25.00	25.77	103.06	
40 Acenaphthylene	25.00	24.31	97.25	
41 2,6-Dinitrotoluene	25.00	25.50	101.99	

SPIKE COMPOUND	AMOUNT ADDED ug/mL	AMOUNT RECOVERED ug/mL	% RECOVERED	LIMITS
43 3-Nitroaniline	25.00	25.81	103.22	
44 Acenaphthene	25.00	26.36	105.45	
45 2,4-Dinitrophenol	50.00	55.93	111.85	
46 Dibenzofuran	25.00	25.02	100.08	
47 4-Nitrophenol	25.00	25.83	103.32	
48 2,4-Dinitrotoluene	25.00	24.78	99.11	
49 Fluorene	25.00	26.41	105.65	
50 Diethylphthalate	25.00	25.04	100.17	
51 4-Chlorophenyl-phe	25.00	25.29	101.14	
52 4-Nitroaniline	25.00	25.31	101.25	
53 4,6-Dinitro-2-meth	50.00	60.75	121.50	
54 N-Nitrosodiphenyla	25.00	17.81	71.26	
56 4-Bromophenyl-phen	25.00	26.06	104.24	
57 Hexachlorobenzene	25.00	25.28	101.14	
58 Pentachlorophenol	25.00	27.77	111.08	
60 Phenanthrene	25.00	26.83	107.32	
61 Anthracene	25.00	25.51	102.02	
62 Carbazole	25.00	24.55	98.19	
63 Di-n-butylphthalat	25.00	25.82	103.29	
64 Fluoranthene	25.00	26.57	106.28	
65 Pyrene	25.00	25.46	101.85	
67 Butylbenzylphthala	25.00	25.64	102.54	
68 Benzo(a)anthracene	25.00	26.47	105.89	
70 3,3'-Dichlorobenzi	25.00	25.29	101.15	
71 Chrysene	25.00	25.48	101.92	
72 bis(2-Ethylhexyl)p	25.00	25.37	101.48	
73 Di-n-octylphthalat	25.00	25.17	100.66	
74 Benzo(b)fluoranth	25.00	26.14	104.57	
75 Benzo(k)fluoranth	25.00	26.74	106.96	
76 Benzo(a)pyrene	25.00	26.06	104.23	
78 Indeno(1,2,3-cd)py	25.00	28.17	112.67	
79 Dibenzo(a,h)anthra	25.00	29.17	116.69	
80 Benzo(g,h,i)peryle	25.00	28.07	112.30	
90 N-Nitrosodimethyla	25.00	26.25	104.99	
91 Aniline	25.00	25.87	103.46	
93 Benzidine	25.00	23.62	94.47	
103 Pyridine	25.00	24.21	96.83	
105 1-methylnaphthalen	25.00	26.35	105.42	

OK



7B
SEMIVOLATILE 8270-D CONTINUING CALIBRATION CHECK

Lab Name: ANALYTICAL RESOURCES, INC

Client: ESC

ARI Job No: PB63

Project: JELD-WEN NORD DOOR

Instrument ID: NT6

Cont. Calib. Date: 06/16/09

Init. Calib. Date: 06/11/09

Cont. Calib. Time: 1154

COMPOUND	CalAmt or ARF	CC Amt or RF	MIN RRF	CURVE TYPE	%D or Drift
Phenol	2.392	2.495	0.800	AVRG	4.3
Bis(2-Chloroethyl) ether	1.805	1.872	0.700	AVRG	3.7
2-Chlorophenol	1.510	1.545	0.800	AVRG	2.3
1,3-Dichlorobenzene	1.644	1.648	0.010	AVRG	0.2
1,4-Dichlorobenzene	1.647	1.667	0.010	AVRG	1.2
1,2-Dichlorobenzene	1.616	1.602	0.010	AVRG	-0.9
Benzyl alcohol	1.120	1.149	0.010	AVRG	2.6
2,2'-oxybis(1-Chloropropane)	2.236	2.331	0.010	AVRG	4.2
2-Methylphenol	1.566	1.641	0.700	AVRG	4.8
Hexachloroethane	0.761	0.748	0.300	AVRG	-1.7
N-Nitroso-di-n-propylamine	1.484	1.537	0.500	AVRG	3.6
4-Methylphenol	1.601	1.721	0.600	AVRG	7.5
Nitrobenzene	0.638	0.607	0.200	AVRG	-4.8
Isophorone	1.066	1.051	0.400	AVRG	-1.4
2-Nitrophenol	0.232	0.230	0.100	AVRG	-0.9
2,4-Dimethylphenol	0.508	0.503	0.200	AVRG	-1.0
Bis(2-Chloroethoxy)methane	0.588	0.592	0.300	AVRG	0.7
2,4-Dichlorophenol	0.331	0.351	0.200	AVRG	6.0
1,2,4-Trichlorobenzene	0.402	0.380	0.010	AVRG	-5.5
Naphthalene	1.189	1.159	0.700	AVRG	-2.5
Benzoic acid	0.318	0.324	0.010	AVRG	1.9
4-Chloroaniline	0.512	0.512	0.010	AVRG	0.0
Hexachlorobutadiene	0.225	0.223	0.010	AVRG	-0.9
4-Chloro-3-methylphenol	0.419	0.432	0.200	AVRG	3.1
2-Methylnaphthalene	0.648	0.648	0.400	AVRG	0.0
Hexachlorocyclopentadiene	25.00	22.29	0.050	LINR	-10.8
2,4,6-Trichlorophenol	0.427	0.438	0.200	AVRG	2.6
2,4,5-Trichlorophenol	0.437	0.457	0.200	AVRG	4.6
2-Chloronaphthalene	1.332	1.289	0.800	AVRG	-3.2
2-Nitroaniline	0.554	0.588	0.010	AVRG	6.1
Acenaphthylene	1.988	2.048	0.900	AVRG	3.0
Dimethylphthalate	1.459	1.428	0.010	AVRG	-2.1
2,6-Dinitrotoluene	0.317	0.320	0.200	AVRG	0.9
Acenaphthene	1.254	1.221	0.900	AVRG	-2.6
3-Nitroaniline	0.362	0.372	0.010	AVRG	2.8
2,4-Dinitrophenol	50.00	47.72	0.010	LINR	-4.6
Dibenzofuran	1.813	1.779	0.800	AVRG	-1.9

<- Exceeds QC limit of 20% D
* RF less than minimum RF

7C
SEMIVOLATILE 8270-D CONTINUING CALIBRATION CHECK

Lab Name: ANALYTICAL RESOURCES, INC

Client: ESC

ARI Job No: PB63

Project: JELD-WEN NORD DOOR

Instrument ID: NT6

Cont. Calib. Date: 06/16/09

Init. Calib. Date: 06/11/09

Cont. Calib. Time: 1154

COMPOUND	CalAmt or ARF	CC Amt or RF	MIN RRF	CURVE TYPE	%D or Drift
4-Nitrophenol	0.231	0.228	0.010	AVRG	-1.3
2,4-Dinitrotoluene	0.411	0.424	0.200	AVRG	3.2
Fluorene	1.482	1.505	0.900	AVRG	1.6
4-Chlorophenyl-phenylether	0.732	0.751	0.400	AVRG	2.6
Diethylphthalate	1.328	1.380	0.010	AVRG	3.9
4-Nitroaniline	0.322	0.354	0.010	AVRG	9.9
4,6-Dinitro-2-methylphenol	0.151	0.150	0.010	AVRG	-0.7
N-Nitrosodiphenylamine (1)	0.624	0.652	0.010	AVRG	4.5
4-Bromophenyl-phenylether	0.254	0.264	0.100	AVRG	3.9
Hexachlorobenzene	0.259	0.261	0.100	AVRG	0.8
Pentachlorophenol	0.119	0.130	0.050	AVRG	9.2
Phenanthrene	1.270	1.278	0.700	AVRG	0.6
Anthracene	1.287	1.299	0.700	AVRG	0.9
Carbazole	1.058	1.137	0.010	AVRG	7.5
Di-n-butylphthalate	1.265	1.366	0.010	AVRG	8.0
Fluoranthene	1.296	1.382	0.600	AVRG	6.6
Pyrene	1.657	1.690	0.600	AVRG	2.0
Butylbenzylphthalate	0.669	0.697	0.010	AVRG	4.2
Benzo (a) anthracene	1.476	1.452	0.800	AVRG	-1.6
3,3'-Dichlorobenzidine	0.541	0.539	0.010	AVRG	-0.4
Chrysene	1.414	1.414	0.700	AVRG	0.0
bis(2-Ethylhexyl)phthalate	0.620	0.670	0.010	AVRG	8.1
Di-n-octylphthalate	1.078	1.104	0.010	AVRG	2.4
Benzo (b) fluoranthene	1.449	1.512	0.700	AVRG	4.3
Benzo (k) fluoranthene	1.488	1.645	0.700	AVRG	10.6
Benzo (a) pyrene	1.312	1.355	0.700	AVRG	3.3
Indeno (1,2,3-cd) pyrene	1.749	1.621	0.500	AVRG	-7.3
Dibenzo (a,h) anthracene	1.328	1.276	0.400	AVRG	-3.9
Benzo (g,h,i) perylene	1.528	1.428	0.500	AVRG	-6.5
N-Nitrosodimethylamine	1.267	1.496	0.010	AVRG	18.1
Aniline	3.033	3.052	0.010	AVRG	0.6
Benzidine	0.759	0.617	0.010	AVRG	-18.7
Pyridine	2.174	2.551	0.010	AVRG	17.3
1-methylnaphthalene	0.620	0.612	0.010	AVRG	-1.3
Azobenzene (1,2-DP-Hydrazine	2.126	2.216	0.010	AVRG	4.2

(1) Cannot be separated from Diphenylamine
 <- Exceeds QC limit of 20% D
 * RF less than minimum RF

7C
SEMIVOLATILE 8270-D CONTINUING CALIBRATION CHECK

Lab Name: ANALYTICAL RESOURCES, INC

Client: ESC

ARI Job No: PB63

Project: JELD-WEN NORD DOOR

Instrument ID: NT6

Cont. Calib. Date: 06/16/09

Init. Calib. Date: 06/11/09

Cont. Calib. Time: 1154

COMPOUND	CalAmt or ARF	CC Amt or RF	MIN RRF	CURVE TYPE	%D or Drift
2-Fluorophenol	1.649	1.643	0.010	AVRG	-0.4
Phenol-d5	2.214	2.382	0.010	AVRG	7.6
2-Chlorophenol-d4	1.349	1.388	0.010	AVRG	2.9
1,2-Dichlorobenzene-d4	0.996	0.978	0.010	AVRG	-1.8
Nitrobenzene-d5	0.614	0.578	0.010	AVRG	-5.9
2-Fluorobiphenyl	1.485	1.446	0.010	AVRG	-2.6
2,4,6-Tribromophenol	0.191	0.196	0.010	AVRG	2.6
Terphenyl-d14	1.068	1.081	0.010	AVRG	1.2

<- Exceeds QC limit of 20% D
* RF less than minimum RF

Analytical Resources, Inc.

CONTINUING CALIBRATION COMPOUNDS

Instrument ID: nt6.i Injection Date: 16-JUN-2009 11:54
 Lab File ID: cc0616.d Init. Cal. Date(s): 11-JUN-2009 11-JUN-2009
 Analysis Type: Init. Cal. Times: 10:27 14:21
 Lab Sample ID: ABN 25 Quant Type: ISTD
 Method: /chem1/nt6.i/20090616.b/SW846.m

COMPOUND	RF25		CCAL	MIN		MAX		CURVE TYPE
	RRF / AMOUNT	RF25	RRF25	RRF	%D / %DRIFT	%D / %DRIFT		
\$ 1 2-Fluorophenol	1.64888	1.64322	1.64322	0.010	-0.34313	20.00000	Averaged	
\$ 2 Phenol-d5	2.21423	2.38176	2.38176	0.010	7.56599	20.00000	Averaged	
3 Phenol	2.39148	2.49543	2.49543	0.800	4.34666	20.00000	Averaged	
\$ 5 2-Chlorophenol-d4	1.34927	1.38812	1.38812	0.010	2.87940	20.00000	Averaged	
4 Bis(2-Chloroethyl)ether	1.80520	1.87162	1.87162	0.700	3.67902	20.00000	Averaged	
6 2-Chlorophenol	1.51056	1.54517	1.54517	0.800	2.29095	20.00000	Averaged	
7 1,3-Dichlorobenzene	1.64456	1.64837	1.64837	0.010	0.23128	20.00000	Averaged	
9 1,4-Dichlorobenzene	1.64685	1.66733	1.66733	0.010	1.24371	20.00000	Averaged	
\$ 10 1,2-Dichlorobenzene-d4	0.99590	0.97798	0.97798	0.010	-1.79952	20.00000	Averaged	
12 1,2-Dichlorobenzene	1.61674	1.60254	1.60254	0.010	-0.87838	20.00000	Averaged	
11 Benzyl alcohol	1.11954	1.14922	1.14922	0.010	2.65055	20.00000	Averaged	
14 2,2'-oxybis(1-Chloropropane	2.23629	2.33062	2.33062	0.010	4.21829	20.00000	Averaged	
13 2-Methylphenol	1.56616	1.64135	1.64135	0.700	4.80084	20.00000	Averaged	
17 Hexachloroethane	0.76126	0.74806	0.74806	0.300	-1.73391	20.00000	Averaged	
16 N-Nitroso-di-n-propylamine	1.48460	1.53748	1.53748	0.500	3.56137	20.00000	Averaged	
15 4-Methylphenol	1.60085	1.72109	1.72109	0.600	7.51089	20.00000	Averaged	
\$ 18 Nitrobenzene-d5	0.61423	0.57818	0.57818	0.010	-5.86951	20.00000	Averaged	
19 Nitrobenzene	0.63760	0.60745	0.60745	0.200	-4.72840	20.00000	Averaged	
20 Isophorone	1.06632	1.05126	1.05126	0.400	-1.41220	20.00000	Averaged	
21 2-Nitrophenol	0.23226	0.23033	0.23033	0.100	-0.83096	20.00000	Averaged	
22 2,4-Dimethylphenol	0.50838	0.50318	0.50318	0.200	-1.02246	20.00000	Averaged	
23 Bis(2-Chloroethoxy)methane	0.58743	0.59190	0.59190	0.300	0.75953	20.00000	Averaged	
24 Benzoic acid	0.31769	0.32359	0.32359	0.010	1.85703	20.00000	Averaged	
25 2,4-Dichlorophenol	0.33104	0.35074	0.35074	0.200	5.94883	20.00000	Averaged	
26 1,2,4-Trichlorobenzene	0.40203	0.38037	0.38037	0.010	-5.38801	20.00000	Averaged	
28 Naphthalene	1.18895	1.15868	1.15868	0.700	-2.54597	20.00000	Averaged	
29 4-Chloroaniline	0.51258	0.51165	0.51165	0.010	-0.18073	20.00000	Averaged	
30 Hexachlorobutadiene	0.22490	0.22347	0.22347	0.010	-0.63505	20.00000	Averaged	
31 4-Chloro-3-methylphenol	0.41918	0.43239	0.43239	0.200	3.15145	20.00000	Averaged	
32 2-Methylnaphthalene	0.64767	0.64837	0.64837	0.400	0.10731	20.00000	Averaged	
33 Hexachlorocyclopentadiene	22.29311	25.00000	0.33853	0.050	-10.82757	20.00000	Linear	
34 2,4,6-Trichlorophenol	0.42677	0.43840	0.43840	0.200	2.72388	20.00000	Averaged	
35 2,4,5-Trichlorophenol	0.43744	0.45684	0.45684	0.200	4.43645	20.00000	Averaged	
\$ 36 2-Fluorobiphenyl	1.48556	1.44560	1.44560	0.010	-2.68944	20.00000	Averaged	
37 2-Chloronaphthalene	1.33131	1.28862	1.28862	0.800	-3.20638	20.00000	Averaged	

Analytical Resources, Inc.

CONTINUING CALIBRATION COMPOUNDS

Instrument ID: nt6.i Injection Date: 16-JUN-2009 11:54
 Lab File ID: cc0616.d Init. Cal. Date(s): 11-JUN-2009 11-JUN-2009
 Analysis Type: Init. Cal. Times: 10:27 14:21
 Lab Sample ID: ABN 25 Quant Type: ISTD
 Method: /chem1/nt6.i/20090616.b/SW846.m

COMPOUND	RF25		CCAL	MIN		MAX		CURVE TYPE
	RRF / AMOUNT	RF25	RRF25	RRF	%D / %DRIFT	%D / %DRIFT		
38 2-Nitroaniline	0.55374	0.58833	0.58833	0.010	6.24705	20.00000	Averaged	
39 Dimethylphthalate	1.45908	1.42846	1.42846	0.010	-2.09813	20.00000	Averaged	
40 Acenaphthylene	1.98779	2.04818	2.04818	0.900	3.03799	20.00000	Averaged	
41 2,6-Dinitrotoluene	0.31721	0.32027	0.32027	0.200	0.96287	20.00000	Averaged	
43 3-Nitroaniline	0.36218	0.37196	0.37196	0.010	2.69980	20.00000	Averaged	
44 Acenaphthene	1.25453	1.22071	1.22071	0.900	-2.69560	20.00000	Averaged	
45 2,4-Dinitrophenol	47.71527	50.00000	0.14344	0.010	-4.56947	20.00000	Linear	
46 Dibenzofuran	1.81264	1.77873	1.77873	0.800	-1.87090	20.00000	Averaged	
47 4-Nitrophenol	0.23096	0.22848	0.22848	0.010	-1.07237	20.00000	Averaged	
48 2,4-Dinitrotoluene	0.41136	0.42366	0.42366	0.200	2.98926	20.00000	Averaged	
50 Diethylphthalate	1.32808	1.37963	1.37963	0.010	3.88103	20.00000	Averaged	
49 Fluorene	1.48268	1.50486	1.50486	0.900	1.49580	20.00000	Averaged	
51 4-Chlorophenyl-phenylether	0.73178	0.75097	0.75097	0.400	2.62295	20.00000	Averaged	
52 4-Nitroaniline	0.32184	0.35360	0.35360	0.010	9.86869	20.00000	Averaged	
53 4,6-Dinitro-2-methylphenol	0.15061	0.15008	0.15008	0.010	-0.35227	20.00000	Averaged	
54 N-Nitrosodiphenylamine	0.62399	0.65191	0.65191	0.010	4.47404	20.00000	Averaged	
55 2,4,6-Tribromophenol	0.19070	0.19619	0.19619	0.010	2.88065	20.00000	Averaged	
56 4-Bromophenyl-phenylether	0.25435	0.26367	0.26367	0.100	3.66506	20.00000	Averaged	
57 Hexachlorobenzene	0.25960	0.26141	0.26141	0.100	0.69949	20.00000	Averaged	
58 Pentachlorophenol	0.11855	0.13026	0.13026	0.050	9.87457	20.00000	Averaged	
60 Phenanthrene	1.26944	1.27772	1.27772	0.700	0.65163	20.00000	Averaged	
61 Anthracene	1.28696	1.29867	1.29867	0.700	0.90967	20.00000	Averaged	
62 Carbazole	1.05757	1.13664	1.13664	0.010	7.47662	20.00000	Averaged	
63 Di-n-butylphthalate	1.26530	1.36650	1.36650	0.010	7.99777	20.00000	Averaged	
64 Fluoranthene	1.29603	1.38251	1.38251	0.600	6.67250	20.00000	Averaged	
65 Pyrene	1.65688	1.69055	1.69055	0.600	2.03205	20.00000	Averaged	
66 Terphenyl-d14	1.06822	1.08128	1.08128	0.010	1.22211	20.00000	Averaged	
67 Butylbenzylphthalate	0.66913	0.69670	0.69670	0.010	4.11924	20.00000	Averaged	
68 Benzo(a)anthracene	1.47614	1.45178	1.45178	0.800	-1.65042	20.00000	Averaged	
70 3,3'-Dichlorobenzidine	0.54114	0.53924	0.53924	0.010	-0.35128	20.00000	Averaged	
71 Chrysene	1.41342	1.41456	1.41456	0.700	0.08044	20.00000	Averaged	
72 bis(2-Ethylhexyl)phthalate	0.62030	0.66981	0.66981	0.010	7.98212	20.00000	Averaged	
73 Di-n-octylphthalate	1.07807	1.10384	1.10384	0.010	2.39012	20.00000	Averaged	
74 Benzo(b)fluoranthene	1.44932	1.51212	1.51212	0.700	4.33327	20.00000	Averaged	
75 Benzo(k)fluoranthene	1.48861	1.64528	1.64528	0.700	10.52423	20.00000	Averaged	

Analytical Resources, Inc.

CONTINUING CALIBRATION COMPOUNDS

Instrument ID: nt6.i Injection Date: 16-JUN-2009 11:54
 Lab File ID: cc0616.d Init. Cal. Date(s): 11-JUN-2009 11-JUN-2009
 Analysis Type: Init. Cal. Times: 10:27 14:21
 Lab Sample ID: ABN 25 Quant Type: ISTD
 Method: /chem1/nt6.i/20090616.b/SW846.m

COMPOUND	RRF / AMOUNT	RF25	CCAL RRF25	MIN RRF	%D / %DRIFT	MAX %D / %DRIFT	CURVE TYPE
76 Benzo(a)pyrene	1.31197	1.35481	1.35481	0.700	3.26534	20.00000	Averaged
78 Indeno(1,2,3-cd)pyrene	1.74895	1.62072	1.62072	0.500	-7.33180	20.00000	Averaged
79 Dibenzo(a,h)anthracene	1.32780	1.27658	1.27658	0.400	-3.85763	20.00000	Averaged
80 Benzo(g,h,i)perylene	1.52850	1.42833	1.42833	0.500	-6.55359	20.00000	Averaged
90 N-Nitrosodimethylamine	1.26712	1.49562	1.49562	0.010	18.03273	20.00000	Averaged
103 Pyridine	2.17356	2.55064	2.55064	0.010	17.34841	20.00000	Averaged
91 Aniline	3.03313	3.05198	3.05198	0.010	0.62159	20.00000	Averaged
105 1-methylnaphthalene	0.62025	0.61237	0.61237	0.010	-1.27029	20.00000	Averaged
93 Benzidine	0.75925	0.61728	0.61728	0.010	-18.69931	20.00000	Averaged
111 Azobenzene (1,2-DP-Hydrazin	2.12542	2.21588	2.21588	0.010	4.25609	20.00000	Averaged
143 1,4-Dioxane	0.85388	++++	++++	0.010	++++	20.00000	Averaged <-
§ 137 d8-1,4-Dioxane	0.90996	0.00177	0.00177	0.010	-100	20.00000	Averaged <-
144 alpha-Terpineol	0.35971	0.36054	0.36054	0.010	0.22909	20.00000	Averaged
98 Retene	0.53946	0.55102	0.55102	0.010	2.14381	20.00000	Averaged
133 Butylatedhydroxytoluene	1.15351	1.09410	1.09410	0.010	-5.15093	20.00000	Averaged
115 Tributyl Phosphate	1.19585	1.24437	1.24437	0.010	4.05736	20.00000	Averaged
116 Dibutyl Phenyl Phosphate	0.62176	0.67151	0.67151	0.010	8.00096	20.00000	Averaged
117 Butyl Diphenyl Phosphate	0.34951	0.35666	0.35666	0.010	2.04351	20.00000	Averaged
118 Triphenyl Phosphate	0.22411	0.22288	0.22288	0.010	-0.54871	20.00000	Averaged
123 Acetophenone	2.18776	2.21296	2.21296	0.010	1.15214	20.00000	Averaged
179 n-Decane	1.85815	1.82140	1.82140	0.010	-1.97746	20.00000	Averaged
180 n-Octadecane	0.64476	0.64171	0.64171	0.010	-0.47333	20.00000	Averaged
168 Pentachlorobenzene	0.53063	0.53425	0.53425	0.010	0.68211	20.00000	Averaged
113 Diphenyl Oxide	0.90394	0.88709	0.88709	0.010	-1.86401	20.00000	Averaged
112 Biphenyl	1.79614	1.76208	1.76208	0.010	-1.89624	20.00000	Averaged

Analytical Resources, Inc.

Semivolatiles Report SW846 Method 8270D

Data file : /chem1/nt6.i/20090616.b/cc0616.d
 Lab Smp Id: ABN 25
 Inj Date : 16-JUN-2009 11:54
 Operator : LJR/VTS
 Smp Info : ABN 25
 Misc Info :
 Comment : 1ul Injection
 Method : /chem1/nt6.i/20090616.b/SW846.m
 Meth Date : 17-Jun-2009 11:03 jeff
 Cal Date : 11-JUN-2009 14:21
 Als bottle: 1
 Dil Factor: 1.00000
 Integrator: HP RTE
 Target Version: 3.50

Inst ID: nt6.i
 Quant Type: ISTD
 Cal File: 0050611a.d
 Continuing Calibration Sample
 Compound Sublist: ICAL.sub

LJR
6/17/09

Compounds	QUANT	SIG	RT	EXP RT	REL RT	RESPONSE	AMOUNTS	
							CAL-AMT (ug/mL)	ON-COL (ug/mL)
\$ 1 2-Fluorophenol	112		4.638	4.638	(0.689)	217712	25.0000	24.91
\$ 2 Phenol-d5	99		6.428	6.428	(0.955)	315562	25.0000	26.89
3 Phenol	94		6.444	6.444	(0.957)	330623	25.0000	26.09
\$ 5 2-Chlorophenol-d4	132		6.438	6.438	(0.956)	183914	25.0000	25.72
4 Bis(2-Chloroethyl)ether	93		6.444	6.444	(0.957)	247973	25.0000	25.92
6 2-Chlorophenol	128		6.465	6.465	(0.960)	204721	25.0000	25.57
7 1,3-Dichlorobenzene	146		6.662	6.662	(0.990)	218394	25.0000	25.06
* 8 1,4-Dichlorobenzene-d4	152		6.732	6.732	(1.000)	105993	20.0000	
9 1,4-Dichlorobenzene	146		6.759	6.759	(1.004)	220907	25.0000	25.31
\$ 10 1,2-Dichlorobenzene-d4	152		7.036	7.036	(1.045)	129574	25.0000	24.55
12 1,2-Dichlorobenzene	146		7.052	7.052	(1.048)	212323	25.0000	24.78
11 Benzyl alcohol	108		7.084	7.084	(1.052)	152261	25.0000	25.66
14 2,2'-oxybis(1-Chloropropane)	45		7.351	7.351	(1.092)	308787	25.0000	26.05
13 2-Methylphenol	108		7.384	7.384	(1.097)	217464	25.0000	26.20
17 Hexachloroethane	117		7.544	7.544	(1.121)	99112	25.0000	24.57
16 N-Nitroso-di-n-propylamine	70		7.576	7.576	(1.125)	203702	25.0000	25.89
15 4-Methylphenol	108		7.629	7.629	(1.133)	228029	25.0000	26.88
\$ 18 Nitrobenzene-d5	82		7.704	7.704	(0.864)	269608	25.0000	23.53
19 Nitrobenzene	77		7.731	7.731	(0.867)	283257	25.0000	23.82
20 Isophorone	82		8.131	8.131	(0.912)	490209	25.0000	24.65
21 2-Nitrophenol	139		8.254	8.254	(0.926)	107405	25.0000	24.79
22 2,4-Dimethylphenol	107		8.452	8.452	(0.948)	234634	25.0000	24.74
23 Bis(2-Chloroethoxy)methane	93		8.575	8.575	(0.962)	276004	25.0000	25.19
24 Benzoic acid	105		8.799	8.799	(0.987)	301782	50.0000	50.93
25 2,4-Dichlorophenol	162		8.671	8.671	(0.972)	163550	25.0000	26.49
26 1,2,4-Trichlorobenzene	180		8.767	8.767	(0.983)	177367	25.0000	23.65
* 27 Naphthalene-d8	136		8.804	8.804	(1.000)	373044	20.0000	

(H)

Compounds	QUANT SIG				RESPONSE	AMOUNTS	
	MASS	RT	EXP RT	REL RT		CAL-AMT (ug/mL)	ON-COL (ug/mL)
28 Naphthalene	128	8.836	8.836	(0.991)	540296	25.0000	24.36
29 4-Chloroaniline	127	9.023	9.023	(1.012)	238585	25.0000	24.95
30 Hexachlorobutadiene	225	9.183	9.183	(1.030)	104204	25.0000	24.84
31 4-Chloro-3-methylphenol	107	9.899	9.899	(1.110)	201627	25.0000	25.79
32 2-Methylnaphthalene	141	9.958	9.958	(1.117)	302337	25.0000	25.03(H)
33 Hexachlorocyclopentadiene	237	10.342	10.342	(0.889)	91065	25.0000	22.29
34 2,4,6-Trichlorophenol	196	10.503	10.503	(0.903)	117929	25.0000	25.68
35 2,4,5-Trichlorophenol	196	10.567	10.567	(0.908)	122891	25.0000	26.11
\$ 36 2-Fluorobiphenyl	172	10.626	10.626	(0.913)	388869	25.0000	24.33
37 2-Chloronaphthalene	162	10.722	10.722	(0.922)	346640	25.0000	24.20
38 2-Nitroaniline	65	10.989	10.989	(0.944)	158262	25.0000	26.56
39 Dimethylphthalate	163	11.389	11.389	(0.979)	384258	25.0000	24.48
40 Acenaphthylene	152	11.384	11.384	(0.978)	550962	25.0000	25.76
41 2,6-Dinitrotoluene	165	11.469	11.469	(0.986)	86152	25.0000	25.24
* 42 Acenaphthene-d10	164	11.635	11.635	(1.000)	215201	20.0000	
43 3-Nitroaniline	138	11.667	11.667	(1.003)	100058	25.0000	25.67
44 Acenaphthene	153	11.683	11.683	(1.004)	328372	25.0000	24.33
45 2,4-Dinitrophenol	184	11.838	11.838	(1.017)	77172	50.0000	47.72
46 Dibenzofuran	168	11.950	11.950	(1.027)	478480	25.0000	24.53
47 4-Nitrophenol	109	12.068	12.068	(1.037)	61461	25.0000	24.73
48 2,4-Dinitrotoluene	165	12.084	12.084	(1.039)	113964	25.0000	25.75
50 Diethylphthalate	149	12.543	12.543	(1.078)	371121	25.0000	25.97
49 Fluorene	166	12.495	12.495	(1.074)	404808	25.0000	25.37
51 4-Chlorophenyl-phenylether	204	12.554	12.554	(1.079)	202013	25.0000	25.66
52 4-Nitroaniline	138	12.650	12.650	(1.087)	95120	25.0000	27.47
53 4,6-Dinitro-2-methylphenol	198	12.730	12.730	(0.912)	130280	50.0000	49.82
54 N-Nitrosodiphenylamine	169	12.773	12.773	(0.915)	282946	25.0000	26.12
\$ 55 2,4,6-Tribromophenol	330	12.917	12.917	(1.110)	52776	25.0000	25.72
56 4-Bromophenyl-phenylether	248	13.317	13.317	(0.954)	114442	25.0000	25.92
57 Hexachlorobenzene	284	13.504	13.504	(0.967)	113461	25.0000	25.17
58 Pentachlorophenol	266	13.825	13.825	(0.990)	56536	25.0000	27.47
* 59 Phenanthrene-d10	188	13.964	13.964	(1.000)	347222	20.0000	
60 Phenanthrene	178	14.001	14.001	(1.003)	554564	25.0000	25.16
61 Anthracene	178	14.071	14.071	(1.008)	563658	25.0000	25.23
62 Carbazole	167	14.386	14.386	(1.030)	493334	25.0000	26.87
63 Di-n-butylphthalate	149	15.165	15.165	(1.086)	593098	25.0000	27.00
64 Fluoranthene	202	15.903	15.903	(1.139)	600046	25.0000	26.67
65 Pyrene	202	16.239	16.239	(0.892)	604723	25.0000	25.51
\$ 66 Terphenyl-d14	244	16.613	16.613	(0.912)	386783	25.0000	25.31
67 Butylbenzylphthalate	149	17.532	17.532	(0.963)	249215	25.0000	26.03
68 Benzo(a)anthracene	228	18.183	18.183	(0.999)	519315	25.0000	24.59
* 69 Chrysene-d12	240	18.210	18.210	(1.000)	286167	20.0000	
70 3,3'-Dichlorobenzidine	252	18.242	18.242	(1.002)	192891	25.0000	24.91
71 Chrysene	228	18.247	18.247	(1.002)	505999	25.0000	25.02
72 bis(2-Ethylhexyl)phthalate	149	18.557	18.557	(0.952)	335856	25.0000	27.00
* 134 Di-n-octylphthalate-d4	153	19.486	19.486	(1.000)	401133	20.0000	
73 Di-n-octylphthalate	149	19.492	19.492	(1.000)	553481	25.0000	25.60

Compounds	QUANT SIG				RESPONSE	AMOUNTS		
	MASS	RT	EXP RT	REL RT		CAL-AMT (ug/mL)	ON-COL (ug/mL)	
74 Benzo(b)fluoranthene	252	19.812	19.812	(0.975)	478890	25.0000	26.08	
75 Benzo(k)fluoranthene	252	19.844	19.844	(0.976)	521061	25.0000	27.63	
76 Benzo(a)pyrene	252	20.245	20.245	(0.996)	429069	25.0000	25.82	
* 77 Perylene-d12	264	20.325	20.325	(1.000)	253361	20.0000		
78 Indeno(1,2,3-cd)pyrene	276	21.660	21.660	(1.066)	513283	25.0000	23.17	
79 Dibenzo(a,h)anthracene	278	21.698	21.698	(1.068)	404295	25.0000	24.04	
80 Benzo(g,h,i)perylene	276	21.954	21.954	(1.080)	452353	25.0000	23.36	
90 N-Nitrosodimethylamine	74	1.818	1.818	(0.270)	198156	25.0000	29.51	
103 Pyridine	79	1.807	1.807	(0.268)	337937	25.0000	29.34	
91 Aniline	93	6.289	6.289	(0.934)	404361	25.0000	25.16	
105 1-methylnaphthalene	141	10.124	10.124	(1.135)	285551	25.0000	24.68	
93 Benzidine	184	16.202	16.202	(0.890)	220805	25.0000	20.33	
111 Azobenzene (1,2-DP-Hydrazine)	77	12.799	12.799	(1.100)	596075	25.0000	26.06	
143 1,4-Dioxane	88	Compound Not Detected.						
\$ 137 d8-1,4-Dioxane	96	Compound Not Detected.						
144 alpha-Terpineol	59	8.911	8.911	(0.999)	168121	25.0000	25.06 (H)	
98 Retene	219	16.837	16.837	(0.925)	197106	25.0000	25.54	
133 Butylatedhydroxytoluene	205	11.881	11.881	(1.021)	294313	25.0000	23.71	
115 Tributyl Phosphate	99	12.949	12.949	(0.927)	540089	25.0000	26.01	
116 Dibutyl Phenyl Phosphate	175	14.621	14.621	(1.047)	291453	25.0000	27.00	
117 Butyl Diphenyl Phosphate	94	16.260	16.260	(0.893)	127579	25.0000	25.51	
118 Triphenyl Phosphate	326	17.825	17.825	(0.979)	79726	25.0000	24.86	
123 Acetophenone	105	7.480	7.480	(1.111)	293198	25.0000	25.29	
179 n-Decane	57	6.630	6.630	(0.985)	241320	25.0000	24.51	
180 n-Octadecane	57	14.023	14.023	(1.004)	278521	25.0000	24.88	
168 Pentachlorobenzene	250	11.993	11.993	(1.031)	143713	25.0000	25.17	
113 Diphenyl Oxide	170	10.946	10.946	(0.941)	238628	25.0000	24.53	
112 Biphenyl	154	10.743	10.743	(0.923)	474003	25.0000	24.53	

QC Flag Legend

H - Operator selected an alternate compound hit.

Analytical Resources, Inc.

INTERNAL STANDARD COMPOUNDS
 AREA AND RT SUMMARY

Instrument ID: nt6.i
 Lab File ID: cc0616.d
 Lab Smp Id: ABN 25
 Analysis Type: SV
 Quant Type: ISTD
 Operator: LJR/VTS
 Method File: /chem1/nt6.i/20090616.b/SW846.m
 Misc Info:

Calibration Date: 16-JUN-2009
 Calibration Time: 11:54

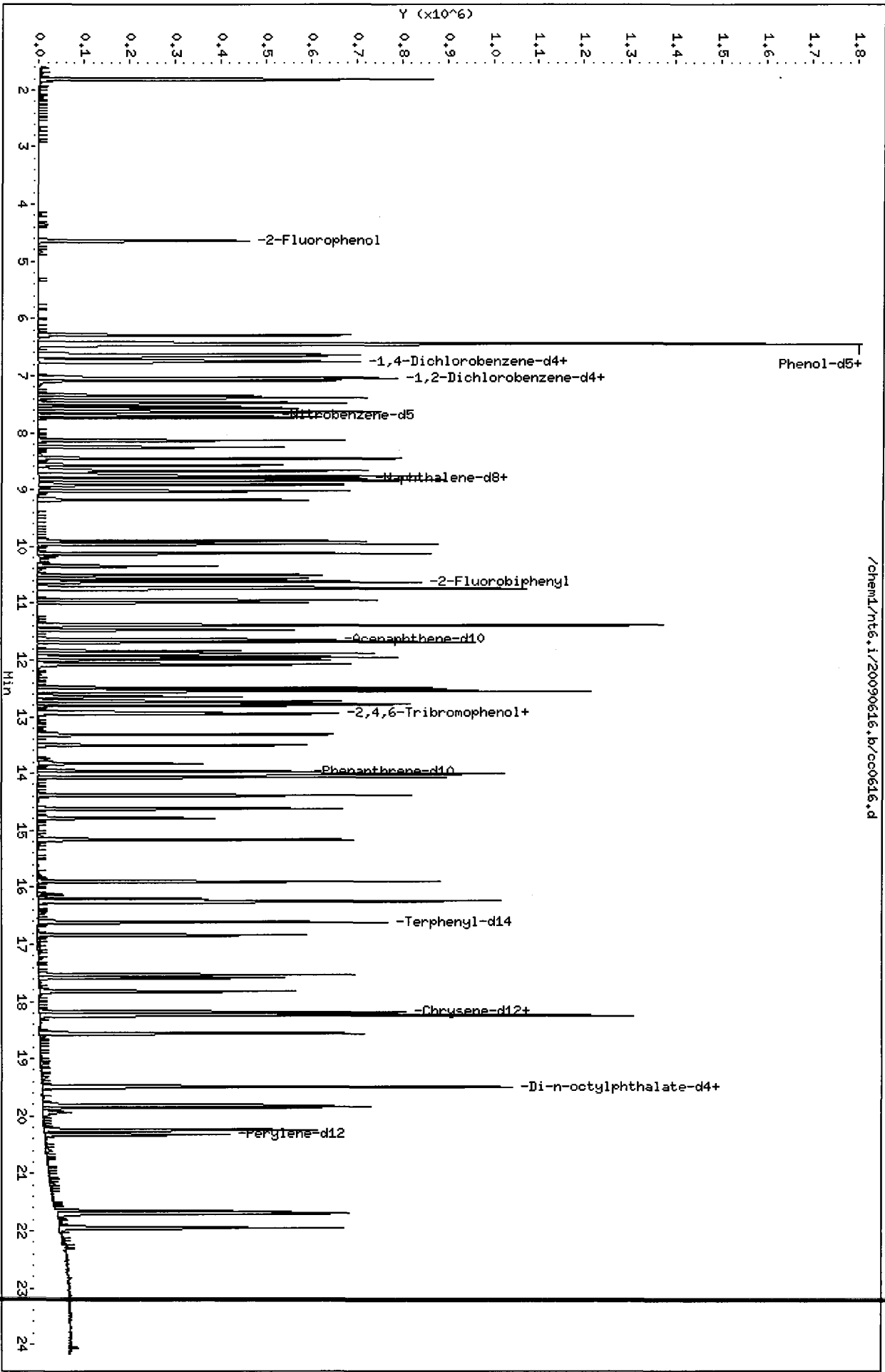
Level:
 Sample Type:

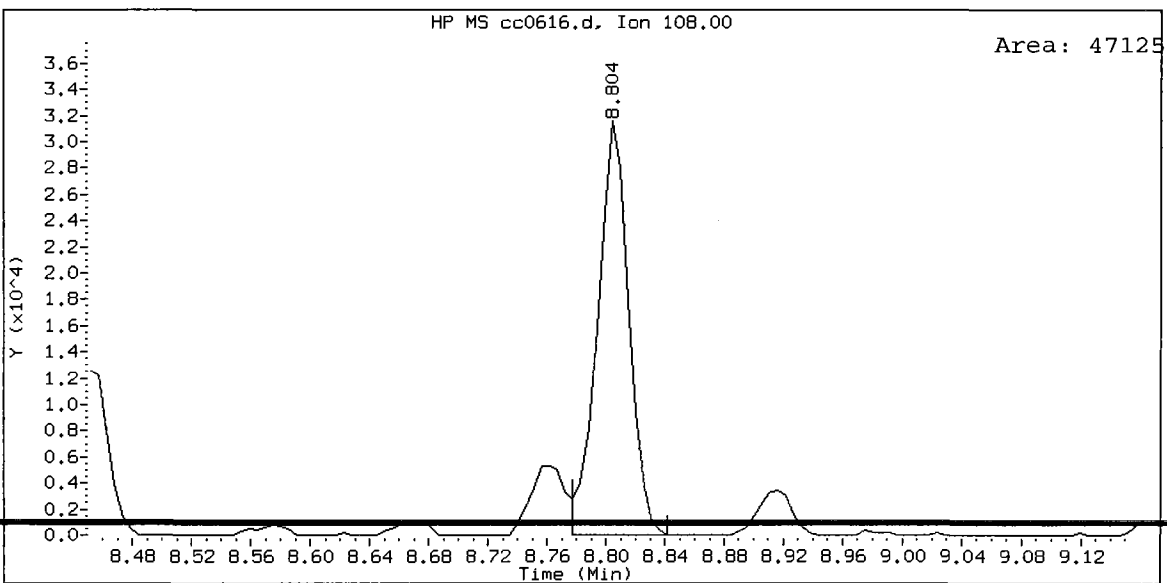
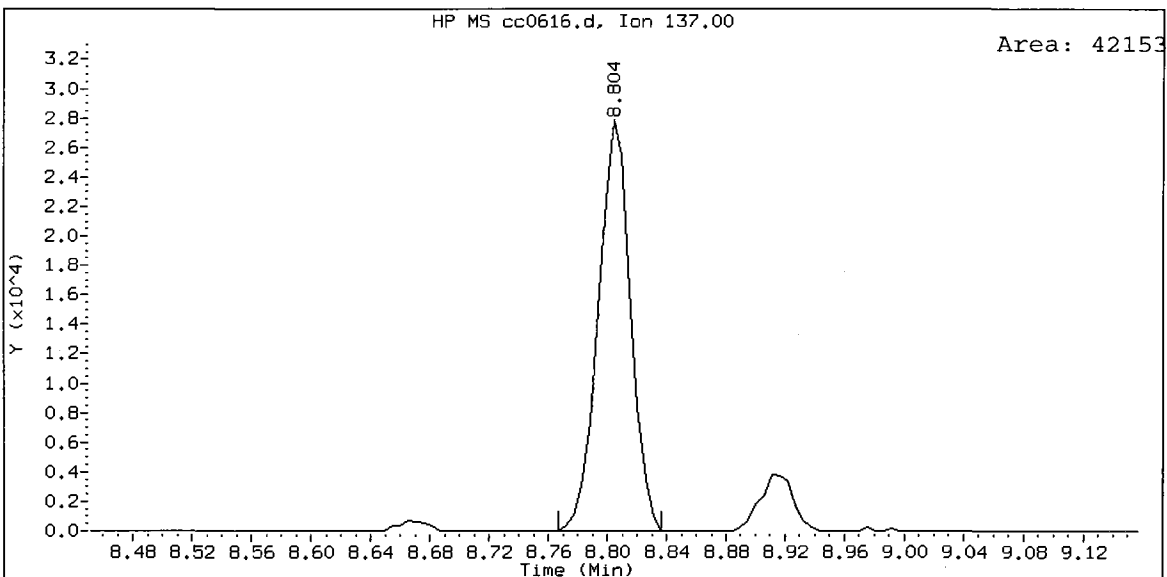
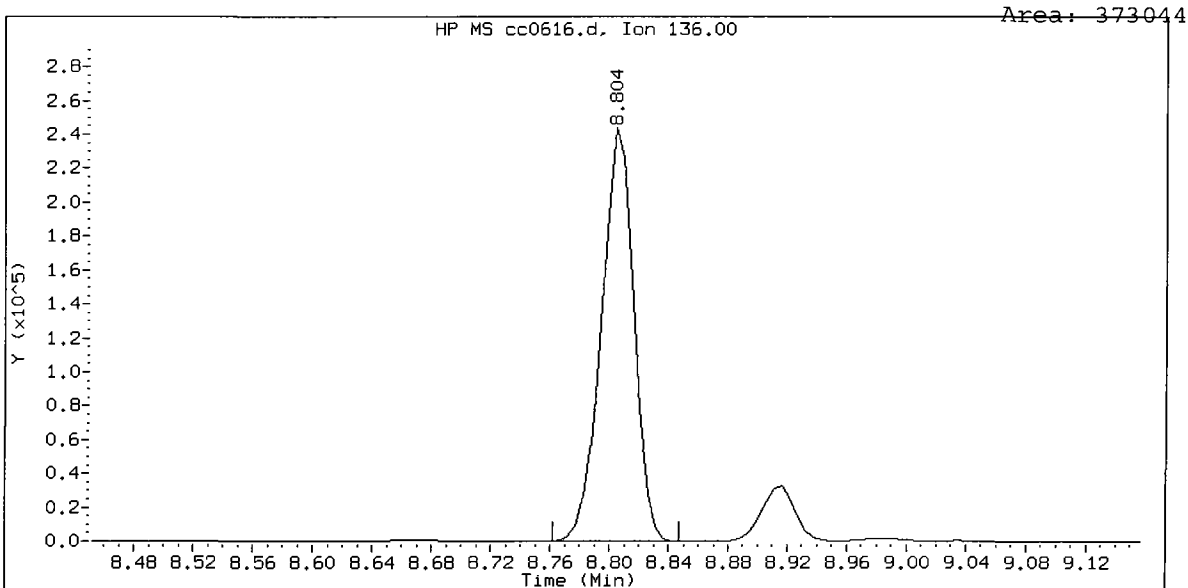
Test Mode:
 Use Initial Calibration Level 4.

COMPOUND	STANDARD	AREA LIMIT		SAMPLE	%DIFF
		LOWER	UPPER		
8 1,4-Dichlorobenze	112389	56194	224778	105993	-5.69
27 Naphthalene-d8	384492	192246	768984	373044	-2.98
42 Acenaphthene-d10	217478	108739	434956	215201	-1.05
59 Phenanthrene-d10	336594	168297	673188	347222	3.16
69 Chrysene-d12	247160	123580	494320	286167	15.78
134 Di-n-octylphthala	347036	173518	694072	401133	15.59
77 Perylene-d12	232938	116469	465876	253361	8.77

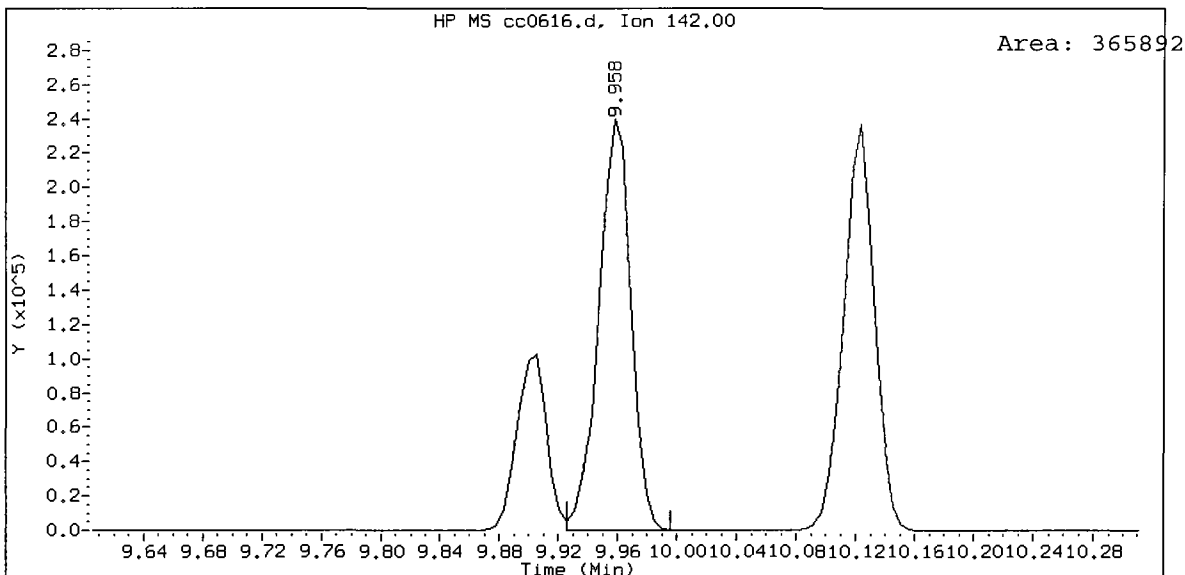
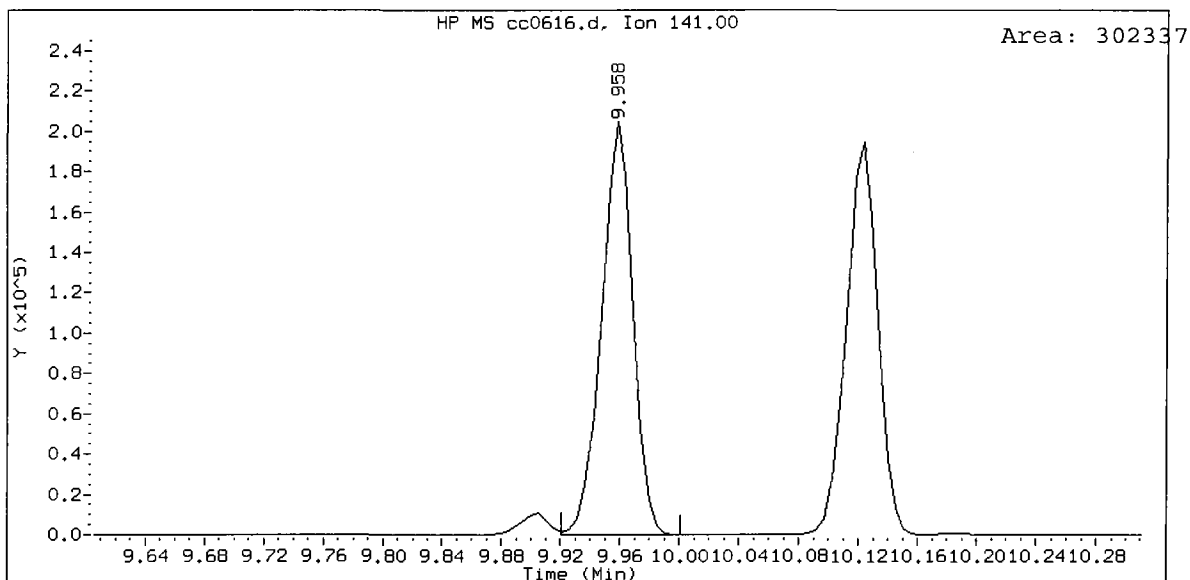
COMPOUND	STANDARD	RT LIMIT		SAMPLE	%DIFF
		LOWER	UPPER		
8 1,4-Dichlorobenze	6.73	6.23	7.23	6.73	0.00
27 Naphthalene-d8	8.80	8.30	9.30	8.80	0.00
42 Acenaphthene-d10	11.64	11.14	12.14	11.64	0.00
59 Phenanthrene-d10	13.96	13.46	14.46	13.96	0.00
69 Chrysene-d12	18.21	17.71	18.71	18.21	0.00
134 Di-n-octylphthala	19.49	18.99	19.99	19.49	0.00
77 Perylene-d12	20.32	19.82	20.82	20.32	0.00

AREA UPPER LIMIT = +100% of internal standard area.
 AREA LOWER LIMIT = - 50% of internal standard area.
 RT UPPER LIMIT = + 0.50 minutes of internal standard RT.
 RT LOWER LIMIT = - 0.50 minutes of internal standard RT.

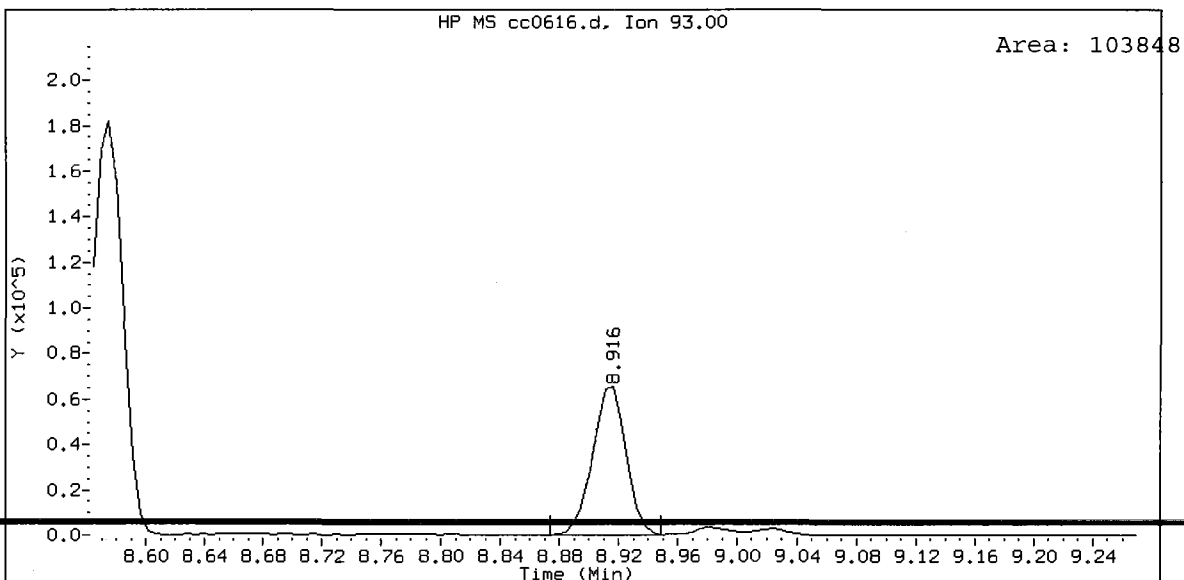
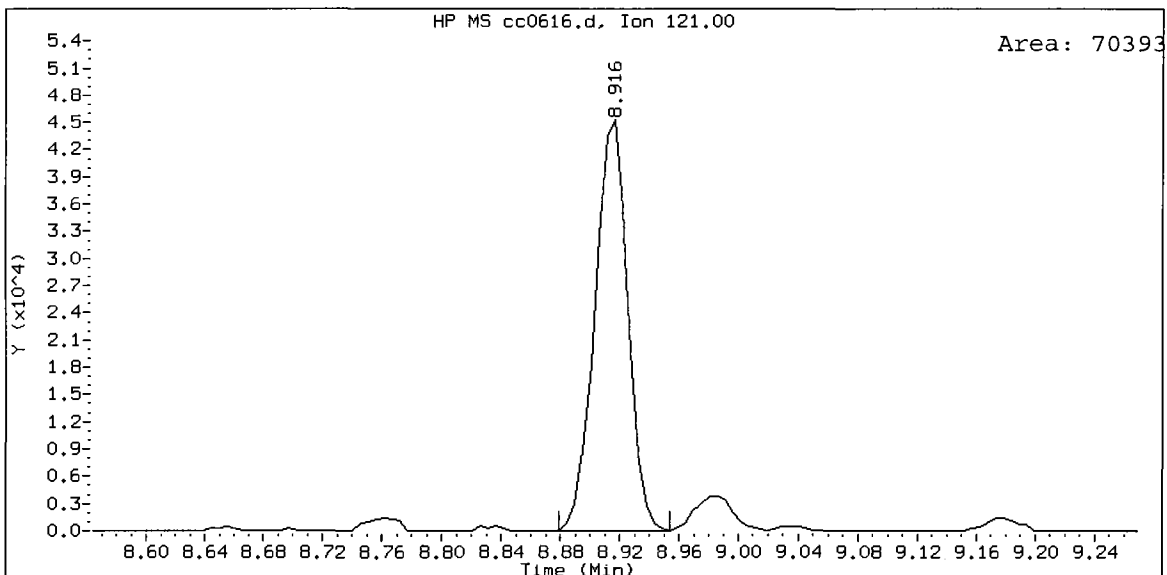
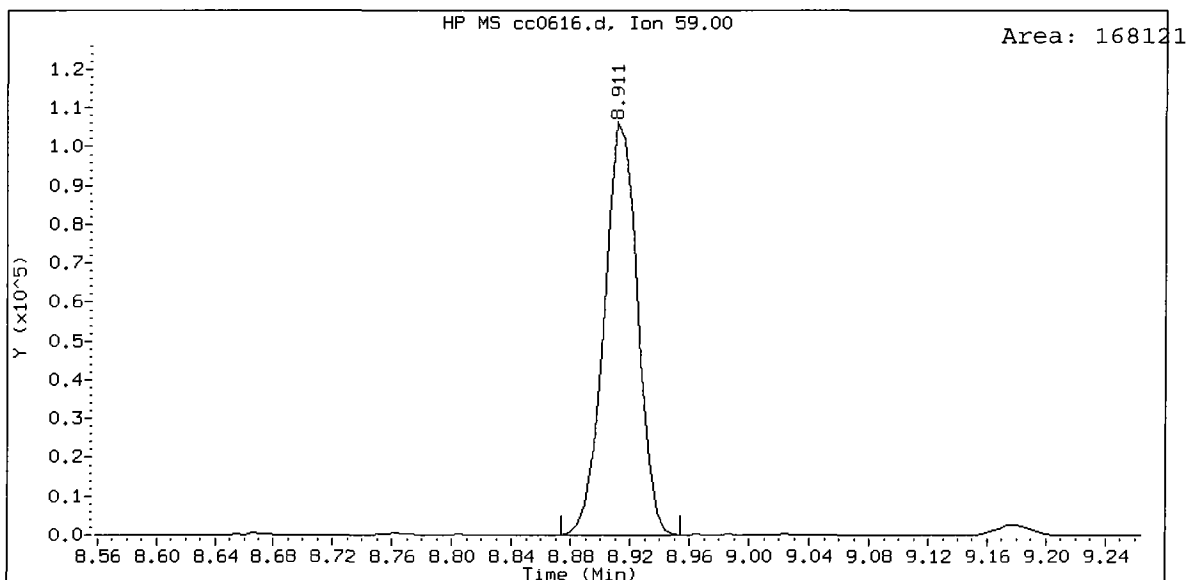




ABN 25, /chem1/nt6.i/20090616.b/cc0616.d
2-Methylnaphthalene Amount: 25.03



ABN 25, /chem1/nt6.i/20090616.b/cc0616.d
alpha-Terpineol Amount: 25.06



Analytical Resources Inc.
ABN by sw846 8270C
DDT Breakdown Report

Data file: /chem1/nt6.i/20090616.b/ddt.b/cc0616.d
Method: /chem1/nt6.i/20090616.b/ddt.b/sw846ddt.m
Analysis Date: 16-JUN-2009 11:54

ARI ID:
Misc:
Instrument: nt6.i

COMPOUND	RT	AREA
Pentachlorophenol	13.825	56536
Benzidine	16.202	220805
4,4'-DDE	----	----
4,4'-DDD	17.126	2336
4,4'-DDT	17.585	166311

LTK
6/17/09

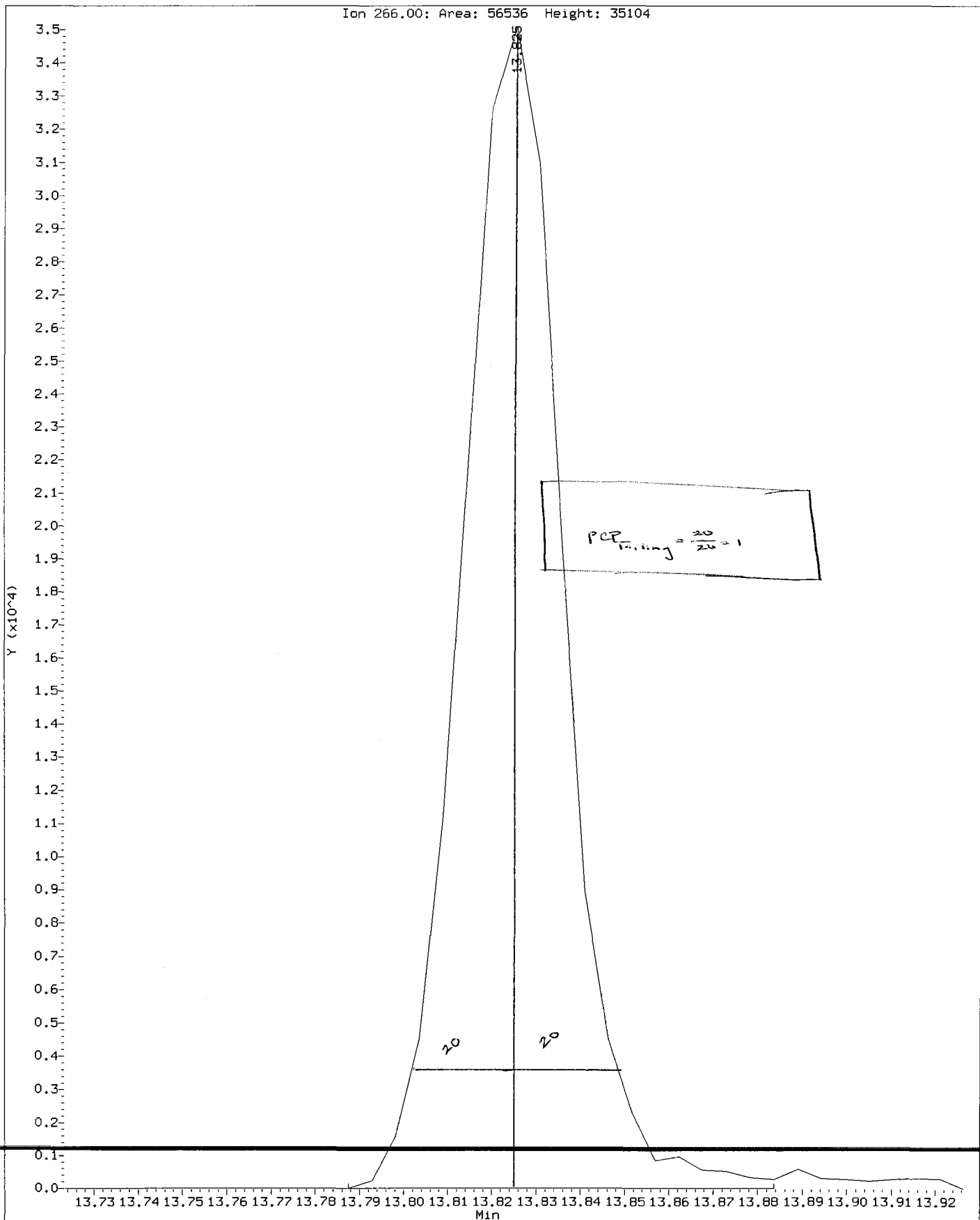
$$\text{DDT Percent Breakdown} = \frac{(\text{DDE Area} + \text{DDD Area}) * 100}{(\text{DDE Area} + \text{DDD Area} + \text{DDT Area})}$$

$$\text{DDT Percent Breakdown} = \frac{(0 + 2336) * 100}{(0 + 2336 + 166311)}$$

$$\text{DDT Percent Breakdown} = \boxed{1.4 \%}$$

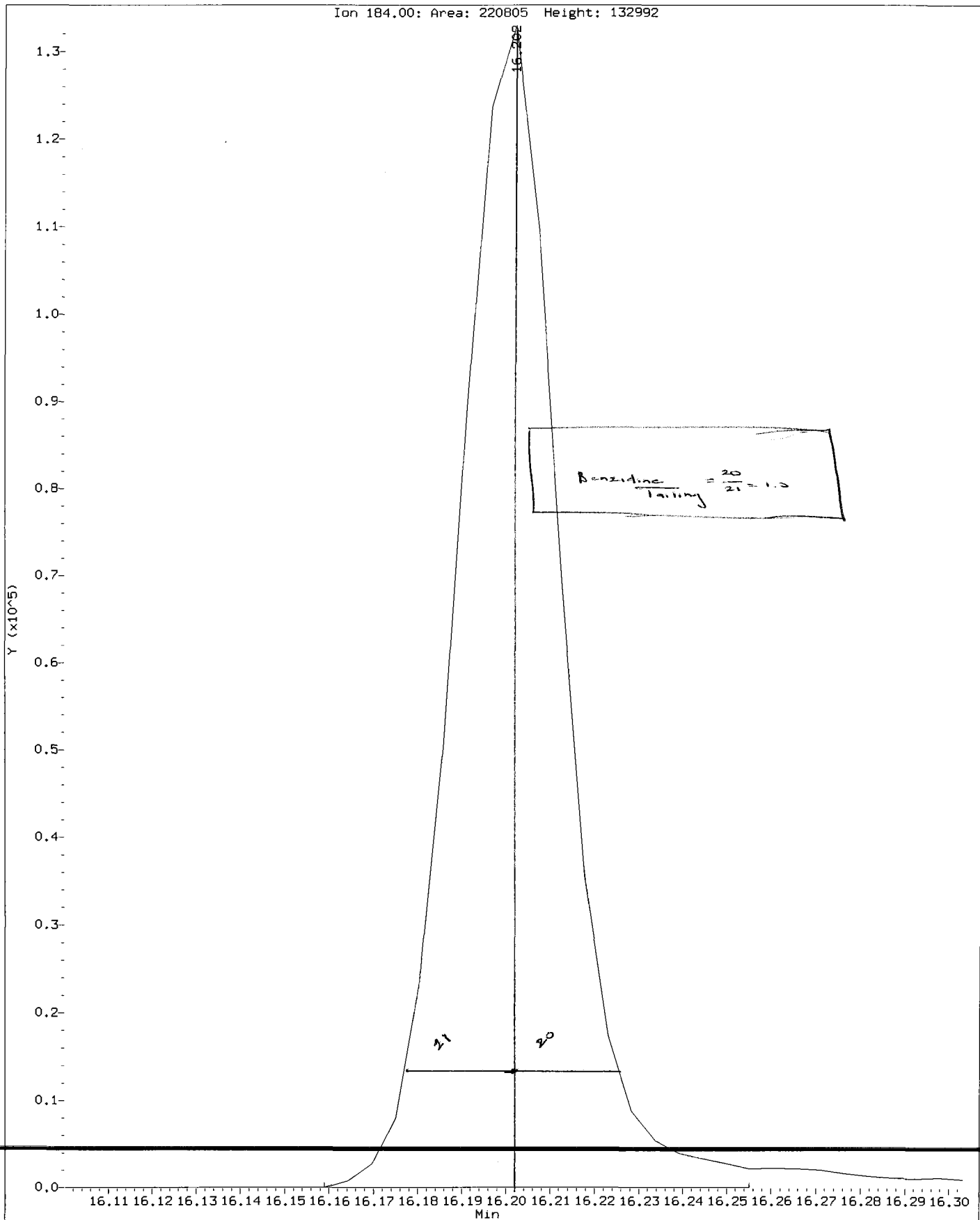
Data File: /chem1/nt6.i/20090616.b/ddt.b/cc0616.d
Injection Date: 16-JUN-2009 11:54
Instrument: nt6.i
Client Sample ID:

Compound: Pentachlorophenol
CAS Number: 87-86-5



Data File: /chem1/nt6.i/20090616.b/ddt.b/cc0616.d
Injection Date: 16-JUN-2009 11:54
Instrument: nt6.i
Client Sample ID:

Compound: Benzidine
CAS Number:



SEMIVOLATILE 8270-D CONTINUING CALIBRATION CHECK

Lab Name: ANALYTICAL RESOURCES, INC

Client: ESC

ARI Job No: PB63

Project: JELD-WEN NORD DOOR

Instrument ID: NT6

Cont. Calib. Date: 06/17/09

Init. Calib. Date: 06/11/09

Cont. Calib. Time: 1344

COMPOUND	CalAmt or ARF	CC Amt or RF	MIN RRF	CURVE TYPE	%D or Drift
Phenol	2.392	2.408	0.800	AVRG	0.7
Bis(2-Chloroethyl) ether	1.805	1.829	0.700	AVRG	1.3
2-Chlorophenol	1.510	1.569	0.800	AVRG	3.9
1,3-Dichlorobenzene	1.644	1.659	0.010	AVRG	0.9
1,4-Dichlorobenzene	1.647	1.654	0.010	AVRG	0.4
1,2-Dichlorobenzene	1.616	1.627	0.010	AVRG	0.7
Benzyl alcohol	1.120	1.123	0.010	AVRG	0.3
2,2'-oxybis(1-Chloropropane)	2.236	2.265	0.010	AVRG	1.3
2-Methylphenol	1.566	1.558	0.700	AVRG	-0.5
Hexachloroethane	0.761	0.731	0.300	AVRG	-3.9
N-Nitroso-di-n-propylamine	1.484	1.430	0.500	AVRG	-3.6
4-Methylphenol	1.601	1.653	0.600	AVRG	3.2
Nitrobenzene	0.638	0.600	0.200	AVRG	-6.0
Isophorone	1.066	1.030	0.400	AVRG	-3.4
2-Nitrophenol	0.232	0.229	0.100	AVRG	-1.3
2,4-Dimethylphenol	0.508	0.492	0.200	AVRG	-3.1
Bis(2-Chloroethoxy)methane	0.588	0.587	0.300	AVRG	-0.2
2,4-Dichlorophenol	0.331	0.353	0.200	AVRG	6.6
1,2,4-Trichlorobenzene	0.402	0.389	0.010	AVRG	-3.2
Naphthalene	1.189	1.163	0.700	AVRG	-2.2
Benzoic acid	0.318	0.258	0.010	AVRG	-18.9
4-Chloroaniline	0.512	0.492	0.010	AVRG	-3.9
Hexachlorobutadiene	0.225	0.224	0.010	AVRG	-0.4
4-Chloro-3-methylphenol	0.419	0.401	0.200	AVRG	-4.3
2-Methylnaphthalene	0.648	0.636	0.400	AVRG	-1.8
Hexachlorocyclopentadiene	25.00	20.60	0.050	LINR	-17.6
2,4,6-Trichlorophenol	0.427	0.442	0.200	AVRG	3.5
2,4,5-Trichlorophenol	0.437	0.438	0.200	AVRG	0.2
2-Chloronaphthalene	1.332	1.306	0.800	AVRG	-2.0
2-Nitroaniline	0.554	0.551	0.010	AVRG	-0.5
Acenaphthylene	1.988	2.039	0.900	AVRG	2.6
Dimethylphthalate	1.459	1.384	0.010	AVRG	-5.1
2,6-Dinitrotoluene	0.317	0.312	0.200	AVRG	-1.6
Acenaphthene	1.254	1.208	0.900	AVRG	-3.7
3-Nitroaniline	0.362	0.341	0.010	AVRG	-5.8
2,4-Dinitrophenol	50.00	45.20	0.010	LINR	-9.6
Dibenzofuran	1.813	1.744	0.800	AVRG	-3.8

<- Exceeds QC limit of 20% D
 * RF less than minimum RF

7C
SEMIVOLATILE 8270-D CONTINUING CALIBRATION CHECK

Lab Name: ANALYTICAL RESOURCES, INC

Client: ESC

ARI Job No: PB63

Project: JELD-WEN NORD DOOR

Instrument ID: NT6

Cont. Calib. Date: 06/17/09

Init. Calib. Date: 06/11/09

Cont. Calib. Time: 1344

COMPOUND	CalAmt or ARF	CC Amt or RF	MIN RRF	CURVE TYPE	%D or Drift
=====	=====	=====	=====	=====	=====
4-Nitrophenol	0.231	0.178	0.010	AVRG	-22.9 <-
2,4-Dinitrotoluene	0.411	0.392	0.200	AVRG	-4.6
Fluorene	1.482	1.441	0.900	AVRG	-2.8
4-Chlorophenyl-phenylether	0.732	0.722	0.400	AVRG	-1.4
Diethylphthalate	1.328	1.340	0.010	AVRG	0.9
4-Nitroaniline	0.322	0.288	0.010	AVRG	-10.6
4,6-Dinitro-2-methylphenol	0.151	0.151	0.010	AVRG	0.0
N-Nitrosodiphenylamine (1)	0.624	0.649	0.010	AVRG	4.0
4-Bromophenyl-phenylether	0.254	0.262	0.100	AVRG	3.1
Hexachlorobenzene	0.259	0.264	0.100	AVRG	1.9
Pentachlorophenol	0.119	0.106	0.050	AVRG	-10.9
Phenanthrene	1.270	1.280	0.700	AVRG	0.8
Anthracene	1.287	1.294	0.700	AVRG	0.5
Carbazole	1.058	1.072	0.010	AVRG	1.3
Di-n-butylphthalate	1.265	1.335	0.010	AVRG	5.5
Fluoranthene	1.296	1.320	0.600	AVRG	1.8
Pyrene	1.657	1.824	0.600	AVRG	10.1
Butylbenzylphthalate	0.669	0.711	0.010	AVRG	6.3
Benzo (a) anthracene	1.476	1.456	0.800	AVRG	-1.4
3,3'-Dichlorobenzidine	0.541	0.530	0.010	AVRG	-2.0
Chrysene	1.414	1.410	0.700	AVRG	-0.3
bis(2-Ethylhexyl)phthalate	0.620	0.657	0.010	AVRG	6.0
Di-n-octylphthalate	1.078	1.096	0.010	AVRG	1.7
Benzo (b) fluoranthene	1.449	1.498	0.700	AVRG	3.4
Benzo (k) fluoranthene	1.488	1.515	0.700	AVRG	1.8
Benzo (a) pyrene	1.312	1.334	0.700	AVRG	1.7
Indeno (1,2,3-cd) pyrene	1.749	1.779	0.500	AVRG	1.7
Dibenzo (a,h) anthracene	1.328	1.360	0.400	AVRG	2.4
Benzo (g,h,i) perylene	1.528	1.602	0.500	AVRG	4.8
N-Nitrosodimethylamine	1.267	1.882	0.010	AVRG	48.5 <-
Aniline	3.033	1.829	0.010	AVRG	-39.7 <-
Benzidine	0.759	0.537	0.010	AVRG	-29.2 <-
Pyridine	2.174	3.190	0.010	AVRG	46.7 <-
1-methylnaphthalene	0.620	0.594	0.010	AVRG	-4.2
Azobenzene (1,2-DP-Hydrazine	2.126	2.153	0.010	AVRG	1.3
=====	=====	=====	=====	=====	=====

(1) Cannot be separated from Diphenylamine
 <- Exceeds QC limit of 20% D
 * RF less than minimum RF

SEMIVOLATILE 8270-D CONTINUING CALIBRATION CHECK

Lab Name: ANALYTICAL RESOURCES, INC

Client: ESC

ARI Job No: PB63

Project: JELD-WEN NORD DOOR

Instrument ID: NT6

Cont. Calib. Date: 06/17/09

Init. Calib. Date: 06/11/09

Cont. Calib. Time: 1344

COMPOUND	CalAmt or ARF	CC Amt or RF	MIN RRF	CURVE TYPE	%D or Drift
2-Fluorophenol	1.649	1.615	0.010	AVRG	-2.1
Phenol-d5	2.214	2.358	0.010	AVRG	6.5
2-Chlorophenol-d4	1.349	1.362	0.010	AVRG	1.0
1,2-Dichlorobenzene-d4	0.996	0.999	0.010	AVRG	0.3
Nitrobenzene-d5	0.614	0.581	0.010	AVRG	-5.4
2-Fluorobiphenyl	1.485	1.496	0.010	AVRG	0.7
2,4,6-Tribromophenol	0.191	0.174	0.010	AVRG	-8.9
Terphenyl-d14	1.068	1.126	0.010	AVRG	5.4

<- Exceeds QC limit of 20% D

* RF less than minimum RF

Analytical Resources, Inc.

CONTINUING CALIBRATION COMPOUNDS

Instrument ID: nt6.i Injection Date: 17-JUN-2009 13:44
 Lab File ID: cc0617.d Init. Cal. Date(s): 11-JUN-2009 11-JUN-2009
 Analysis Type: Init. Cal. Times: 10:27 14:21
 Lab Sample ID: ABN 25 Quant Type: ISTD
 Method: /chem1/nt6.i/20090617.b/SW846.m

COMPOUND	RRF / AMOUNT	RF25	CCAL RRF25	MIN RRF	%D / %DRIFT	MAX %D / %DRIFT	CURVE TYPE
\$ 1 2-Fluorophenol	1.64888	1.61542	1.61542	0.010	-2.02904	20.00000	Averaged
\$ 2 Phenol-d5	2.21423	2.35769	2.35769	0.010	6.47927	20.00000	Averaged
3 Phenol	2.39148	2.40780	2.40780	0.800	0.68240	20.00000	Averaged
\$ 5 2-Chlorophenol-d4	1.34927	1.36236	1.36236	0.010	0.97027	20.00000	Averaged
4 Bis(2-Chloroethyl) ether	1.80520	1.82895	1.82895	0.700	1.31527	20.00000	Averaged
6 2-Chlorophenol	1.51056	1.56922	1.56922	0.800	3.88354	20.00000	Averaged
7 1,3-Dichlorobenzene	1.64456	1.65874	1.65874	0.010	0.86187	20.00000	Averaged
9 1,4-Dichlorobenzene	1.64685	1.65393	1.65393	0.010	0.42965	20.00000	Averaged
\$ 10 1,2-Dichlorobenzene-d4	0.99590	0.99883	0.99883	0.010	0.29402	20.00000	Averaged
12 1,2-Dichlorobenzene	1.61674	1.62721	1.62721	0.010	0.64704	20.00000	Averaged
11 Benzyl alcohol	1.11954	1.12304	1.12304	0.010	0.31273	20.00000	Averaged
14 2,2'-oxybis(1-Chloropropane	2.23629	2.26519	2.26519	0.010	1.29234	20.00000	Averaged
13 2-Methylphenol	1.56616	1.55813	1.55813	0.700	-0.51267	20.00000	Averaged
17 Hexachloroethane	0.76126	0.73091	0.73091	0.300	-3.98704	20.00000	Averaged
16 N-Nitroso-di-n-propylamine	1.48460	1.43009	1.43009	0.500	-3.67203	20.00000	Averaged
15 4-Methylphenol	1.60085	1.65317	1.65317	0.600	3.26851	20.00000	Averaged
\$ 18 Nitrobenzene-d5	0.61423	0.58086	0.58086	0.010	-5.43291	20.00000	Averaged
19 Nitrobenzene	0.63760	0.59960	0.59960	0.200	-5.95906	20.00000	Averaged
20 Isophorone	1.06632	1.03009	1.03009	0.400	-3.39807	20.00000	Averaged
21 2-Nitrophenol	0.23226	0.22879	0.22879	0.100	-1.49294	20.00000	Averaged
22 2,4-Dimethylphenol	0.50838	0.49234	0.49234	0.200	-3.15386	20.00000	Averaged
23 Bis(2-Chloroethoxy)methane	0.58743	0.58687	0.58687	0.300	-0.09606	20.00000	Averaged
24 Benzoic acid	0.31769	0.25852	0.25852	0.010	-18.62384	20.00000	Averaged
25 2,4-Dichlorophenol	0.33104	0.35307	0.35307	0.200	6.65237	20.00000	Averaged
26 1,2,4-Trichlorobenzene	0.40203	0.38904	0.38904	0.010	-3.23079	20.00000	Averaged
28 Naphthalene	1.18895	1.16347	1.16347	0.700	-2.14309	20.00000	Averaged
29 4-Chloroaniline	0.51258	0.49171	0.49171	0.010	-4.07076	20.00000	Averaged
30 Hexachlorobutadiene	0.22490	0.22417	0.22417	0.010	-0.32391	20.00000	Averaged
31 4-Chloro-3-methylphenol	0.41918	0.40100	0.40100	0.200	-4.33876	20.00000	Averaged
32 2-Methylnaphthalene	0.64767	0.63651	0.63651	0.400	-1.72413	20.00000	Averaged
33 Hexachlorocyclopentadiene	20.60348	25.00000	0.31287	0.050	-17.58607	20.00000	Linear
34 2,4,6-Trichlorophenol	0.42677	0.44249	0.44249	0.200	3.68421	20.00000	Averaged
35 2,4,5-Trichlorophenol	0.43744	0.43818	0.43818	0.200	0.16942	20.00000	Averaged
\$ 36 2-Fluorobiphenyl	1.48556	1.49653	1.49653	0.010	0.73852	20.00000	Averaged
37 2-Chloronaphthalene	1.33131	1.30658	1.30658	0.800	-1.85695	20.00000	Averaged

Analytical Resources, Inc.

CONTINUING CALIBRATION COMPOUNDS

Instrument ID: nt6.i Injection Date: 17-JUN-2009 13:44
 Lab File ID: cc0617.d Init. Cal. Date(s): 11-JUN-2009 11-JUN-2009
 Analysis Type: Init. Cal. Times: 10:27 14:21
 Lab Sample ID: ABN 25 Quant Type: ISTD
 Method: /chem1/nt6.i/20090617.b/SW846.m

COMPOUND	RRF / AMOUNT	RP25	CCAL RRF25	MIN RRF	%D / %DRIFT	MAX %D / %DRIFT	CURVE TYPE
38 2-Nitroaniline	0.55374	0.55070	0.55070	0.010	-0.54881	20.00000	Averaged
39 Dimethylphthalate	1.45908	1.38364	1.38364	0.010	-5.16981	20.00000	Averaged
40 Acenaphthylene	1.98779	2.03872	2.03872	0.900	2.56203	20.00000	Averaged
41 2,6-Dinitrotoluene	0.31721	0.31184	0.31184	0.200	-1.69371	20.00000	Averaged
43 3-Nitroaniline	0.36218	0.34149	0.34149	0.010	-5.71440	20.00000	Averaged
44 Acenaphthene	1.25453	1.20782	1.20782	0.900	-3.72324	20.00000	Averaged
45 2,4-Dinitrophenol	45.20165	50.00000	0.13351	0.010	-9.59670	20.00000	Linear
46 Dibenzofuran	1.81264	1.74411	1.74411	0.800	-3.78078	20.00000	Averaged
47 4-Nitrophenol	0.23096	0.17846	0.17846	0.010	-22.72919	20.00000	Averaged
48 2,4-Dinitrotoluene	0.41136	0.39228	0.39228	0.200	-4.63829	20.00000	Averaged
50 Diethylphthalate	1.32808	1.33959	1.33959	0.010	0.86679	20.00000	Averaged
49 Fluorene	1.48268	1.44143	1.44143	0.900	-2.78176	20.00000	Averaged
51 4-Chlorophenyl-phenylether	0.73178	0.72217	0.72217	0.400	-1.31390	20.00000	Averaged
52 4-Nitroaniline	0.32184	0.28840	0.28840	0.010	-10.39030	20.00000	Averaged
53 4,6-Dinitro-2-methylphenol	0.15061	0.15147	0.15147	0.010	0.56662	20.00000	Averaged
54 N-Nitrosodiphenylamine	0.62399	0.64948	0.64948	0.010	4.08508	20.00000	Averaged
\$ 55 2,4,6-Tribromophenol	0.19070	0.17459	0.17459	0.010	-8.44620	20.00000	Averaged
56 4-Bromophenyl-phenylether	0.25435	0.26205	0.26205	0.100	3.02591	20.00000	Averaged
57 Hexachlorobenzene	0.25960	0.26369	0.26369	0.100	1.57434	20.00000	Averaged
58 Pentachlorophenol	0.11855	0.10624	0.10624	0.050	-10.38912	20.00000	Averaged
60 Phenanthrene	1.26944	1.28032	1.28032	0.700	0.85679	20.00000	Averaged
61 Anthracene	1.28696	1.29407	1.29407	0.700	0.55238	20.00000	Averaged
62 Carbazole	1.05757	1.07155	1.07155	0.010	1.32178	20.00000	Averaged
63 Di-n-butylphthalate	1.26530	1.33497	1.33497	0.010	5.50568	20.00000	Averaged
64 Fluoranthene	1.29603	1.32006	1.32006	0.600	1.85445	20.00000	Averaged
65 Pyrene	1.65688	1.82445	1.82445	0.600	10.11358	20.00000	Averaged
\$ 66 Terphenyl-d14	1.06822	1.12578	1.12578	0.010	5.38758	20.00000	Averaged
67 Butylbenzylphthalate	0.66913	0.71135	0.71135	0.010	6.30921	20.00000	Averaged
68 Benzo(a)anthracene	1.47614	1.45646	1.45646	0.800	-1.33363	20.00000	Averaged
70 3,3'-Dichlorobenzidine	0.54114	0.52985	0.52985	0.010	-2.08572	20.00000	Averaged
71 Chrysene	1.41342	1.40973	1.40973	0.700	-0.26066	20.00000	Averaged
72 bis(2-Ethylhexyl)phthalate	0.62030	0.65680	0.65680	0.010	5.88476	20.00000	Averaged
73 Di-n-octylphthalate	1.07807	1.09550	1.09550	0.010	1.61721	20.00000	Averaged
74 Benzo(b)fluoranthene	1.44932	1.49841	1.49841	0.700	3.38719	20.00000	Averaged
75 Benzo(k)fluoranthene	1.48861	1.51477	1.51477	0.700	1.75722	20.00000	Averaged

Analytical Resources, Inc.

CONTINUING CALIBRATION COMPOUNDS

Instrument ID: nt6.i Injection Date: 17-JUN-2009 13:44
 Lab File ID: cc0617.d Init. Cal. Date(s): 11-JUN-2009 11-JUN-2009
 Analysis Type: Init. Cal. Times: 10:27 14:21
 Lab Sample ID: ABN 25 Quant Type: ISTD
 Method: /chem1/nt6.i/20090617.b/SW846.m

COMPOUND	RRF / AMOUNT	RF25	CCAL RF25	MIN RRF	%D / %DRIFT	MAX %D / %DRIFT	CURVE TYPE
76 Benzo(a)pyrene	1.31197	1.33438	1.33438	0.700	1.70861	20.00000	Averaged
78 Indeno(1,2,3-cd)pyrene	1.74895	1.77901	1.77901	0.500	1.71895	20.00000	Averaged
79 Dibenzo(a,h)anthracene	1.32780	1.35968	1.35968	0.400	2.40059	20.00000	Averaged
80 Benzo(g,h,i)perylene	1.52850	1.60244	1.60244	0.500	4.83719	20.00000	Averaged
90 N-Nitrosodimethylamine	1.26712	1.88176	1.88176	0.010	48.50685	20.00000	Averaged <-
103 Pyridine	2.17356	3.18980	3.18980	0.010	46.75487	20.00000	Averaged <-
91 Aniline	3.03313	1.82895	1.82895	0.010	-39.70097	20.00000	Averaged <-
105 1-methylnaphthalene	0.62025	0.59428	0.59428	0.010	-4.18714	20.00000	Averaged
93 Benzidine	0.75925	0.53743	0.53743	0.010	-29.21597	20.00000	Averaged <-
111 Azobenzene (1,2-DP-Hydrazin	2.12542	2.15286	2.15286	0.010	1.29105	20.00000	Averaged
143 1,4-Dioxane	0.85388	0.00077	0.00077	0.010	-100	20.00000	Averaged <-
137 d8-1,4-Dioxane	0.90996	0.00197	0.00197	0.010	-100	20.00000	Averaged <-
144 alpha-Terpineol	0.35971	0.35705	0.35705	0.010	-0.74095	20.00000	Averaged
98 Retene	0.53946	0.57343	0.57343	0.010	6.29672	20.00000	Averaged
133 Butylatedhydroxytoluene	1.15351	1.07745	1.07745	0.010	-6.59367	20.00000	Averaged
115 Tributyl Phosphate	1.19585	1.24918	1.24918	0.010	4.46008	20.00000	Averaged
116 Dibutyl Phenyl Phosphate	0.62176	0.62418	0.62418	0.010	0.38884	20.00000	Averaged
117 Butyl Diphenyl Phosphate	0.34951	0.36620	0.36620	0.010	4.77478	20.00000	Averaged
118 Triphenyl Phosphate	0.22411	0.22582	0.22582	0.010	0.76391	20.00000	Averaged
123 Acetophenone	2.18776	2.12903	2.12903	0.010	-2.68444	20.00000	Averaged
179 n-Decane	1.85815	1.83063	1.83063	0.010	-1.48092	20.00000	Averaged
180 n-Octadecane	0.64476	0.66337	0.66337	0.010	2.88525	20.00000	Averaged
168 Pentachlorobenzene	0.53063	0.51405	0.51405	0.010	-3.12484	20.00000	Averaged
113 Diphenyl Oxide	0.90394	0.89309	0.89309	0.010	-1.20066	20.00000	Averaged
112 Biphenyl	1.79614	1.80601	1.80601	0.010	0.54949	20.00000	Averaged

Analytical Resources, Inc.

Semivolatiles Report SW846 Method 8270D

Data file : /chem1/nt6.i/20090617.b/cc0617.d
 Lab Smp Id: ABN 25
 Inj Date : 17-JUN-2009 13:44
 Operator : LJR/VTS
 Smp Info : ABN 25
 Misc Info :
 Comment : 1ul Injection
 Method : /chem1/nt6.i/20090617.b/SW846.m
 Meth Date : 18-Jun-2009 10:17 jeff
 Cal Date : 11-JUN-2009 14:21
 Als bottle: 1
 Dil Factor: 1.00000
 Integrator: HP RTE
 Target Version: 3.50

Inst ID: nt6.i
 Quant Type: ISTD
 Cal File: 0050611a.d
 Continuing Calibration Sample
 Compound Sublist: ICAL.sub

*LJR
6/18/09*

Compounds	QUANT SIG	MASS	RT	EXP RT	REL RT	RESPONSE	AMOUNTS	
							CAL-AMT (ug/mL)	ON-COL (ug/mL)
\$ 1 2-Fluorophenol	112	4.443	4.443 (0.646)	156520	25.0000	24.49		
\$ 2 Phenol-d5	99	6.275	6.275 (0.913)	228440	25.0000	26.62		
3 Phenol	94	6.296	6.296 (0.916)	233295	25.0000	25.17		
\$ 5 2-Chlorophenol-d4	132	6.275	6.275 (0.913)	132001	25.0000	25.24		
4 Bis(2-Chloroethyl) ether	93	6.286	6.286 (0.915)	177209	25.0000	25.33		
6 2-Chlorophenol	128	6.302	6.302 (0.917)	152044	25.0000	25.97		
7 1,3-Dichlorobenzene	146	6.494	6.494 (0.945)	160717	25.0000	25.22 (MH)		
* 8 1,4-Dichlorobenzene-d4	152	6.569	6.569 (1.000)	77513	20.0000	(H)		
9 1,4-Dichlorobenzene	146	6.596	6.596 (0.960)	160251	25.0000	25.11 (H)		
\$ 10 1,2-Dichlorobenzene-d4	152	6.873	6.873 (1.046)	96778	25.0000	25.07 (M)		
12 1,2-Dichlorobenzene	146	6.895	6.895 (1.003)	157662	25.0000	25.16		
11 Benzyl alcohol	108	6.932	6.932 (1.055)	108813	25.0000	25.08 (M)		
14 2,2'-oxybis(1-Chloropropane)	45	7.199	7.199 (1.047)	219477	25.0000	25.32		
13 2-Methylphenol	108	7.242	7.242 (1.054)	150969	25.0000	24.87 (H)		
17 Hexachloroethane	117	7.386	7.386 (1.075)	70819	25.0000	24.00		
16 N-Nitroso-di-n-propylamine	70	7.423	7.423 (1.080)	138563	25.0000	24.08		
15 4-Methylphenol	108	7.487	7.487 (1.089)	160178	25.0000	25.82		
\$ 18 Nitrobenzene-d5	82	7.546	7.546 (0.861)	189673	25.0000	23.64		
19 Nitrobenzene	77	7.573	7.573 (0.864)	195793	25.0000	23.51		
20 Isophorone	82	7.979	7.979 (0.910)	336362	25.0000	24.15		
21 2-Nitrophenol	139	8.102	8.102 (0.924)	74710	25.0000	24.63		
22 2,4-Dimethylphenol	107	8.310	8.310 (0.948)	160768	25.0000	24.21		
23 Bis(2-Chloroethoxy)methane	93	8.422	8.422 (0.961)	191635	25.0000	24.98		
24 Benzoic acid	105	8.614	8.614 (0.983)	168835	50.0000	40.69		
25 2,4-Dichlorophenol	162	8.518	8.518 (0.972)	115289	25.0000	26.66		
26 1,2,4-Trichlorobenzene	180	8.609	8.609 (0.982)	127036	25.0000	24.19		
* 27 Naphthalene-d8	136	8.646	8.646 (1.000)	261230	20.0000	(H)		

Compounds	QUANT SIG				RESPONSE	AMOUNTS	
	MASS	RT	EXP RT	REL RT		CAL-AMT (ug/mL)	ON-COL (ug/mL)
28 Naphthalene	128	8.679	8.679	(0.990)	379915	25.0000	24.46
29 4-Chloroaniline	127	8.871	8.871	(1.012)	160562	25.0000	23.98
30 Hexachlorobutadiene	225	9.026	9.026	(1.030)	73199	25.0000	24.92
31 4-Chloro-3-methylphenol	107	9.752	9.752	(1.113)	130940	25.0000	23.92
32 2-Methylnaphthalene	141	9.800	9.800	(1.118)	207843	25.0000	24.57 (H)
33 Hexachlorocyclopentadiene	237	10.190	10.190	(0.888)	55721	25.0000	20.60
34 2,4,6-Trichlorophenol	196	10.345	10.345	(0.902)	78806	25.0000	25.92
35 2,4,5-Trichlorophenol	196	10.409	10.409	(0.907)	78037	25.0000	25.04
\$ 36 2-Fluorobiphenyl	172	10.468	10.468	(0.912)	266524	25.0000	25.18
37 2-Chloronaphthalene	162	10.559	10.559	(0.920)	232696	25.0000	24.54
38 2-Nitroaniline	65	10.831	10.831	(0.944)	98077	25.0000	24.86
39 Dimethylphthalate	163	11.232	11.232	(0.979)	246420	25.0000	23.71
40 Acenaphthylene	152	11.216	11.216	(0.978)	363085	25.0000	25.64
41 2,6-Dinitrotoluene	165	11.312	11.312	(0.986)	55537	25.0000	24.58
* 42 Acenaphthene-d10	164	11.472	11.472	(1.000)	142476	20.0000	
43 3-Nitroaniline	138	11.499	11.499	(1.002)	60817	25.0000	23.57
44 Acenaphthene	153	11.515	11.515	(1.004)	215106	25.0000	24.07
45 2,4-Dinitrophenol	184	11.675	11.675	(1.018)	47554	50.0000	45.20
46 Dibenzofuran	168	11.782	11.782	(1.027)	310617	25.0000	24.05
47 4-Nitrophenol	109	11.915	11.915	(1.039)	31783	25.0000	19.32
48 2,4-Dinitrotoluene	165	11.921	11.921	(1.039)	69863	25.0000	23.84
50 Diethylphthalate	149	12.385	12.385	(1.080)	238575	25.0000	25.22
49 Fluorene	166	12.326	12.326	(1.074)	256712	25.0000	24.30
51 4-Chlorophenyl-phenylether	204	12.391	12.391	(1.080)	128614	25.0000	24.67
52 4-Nitroaniline	138	12.481	12.481	(1.088)	51363	25.0000	22.40
53 4,6-Dinitro-2-methylphenol	198	12.561	12.561	(0.911)	82001	50.0000	50.28
54 N-Nitrosodiphenylamine	169	12.604	12.604	(0.914)	175808	25.0000	26.02
\$ 55 2,4,6-Tribromophenol	330	12.748	12.748	(1.111)	31094	25.0000	22.89
56 4-Bromophenyl-phenylether	248	13.149	13.149	(0.954)	70934	25.0000	25.76
57 Hexachlorobenzene	284	13.331	13.331	(0.967)	71377	25.0000	25.39
58 Pentachlorophenol	266	13.651	13.651	(0.990)	28757	25.0000	22.40
* 59 Phenanthrene-d10	188	13.790	13.790	(1.000)	216552	20.0000	
60 Phenanthrene	178	13.822	13.822	(1.002)	346570	25.0000	25.21
61 Anthracene	178	13.891	13.891	(1.007)	350292	25.0000	25.14
62 Carbazole	167	14.212	14.212	(1.031)	290058	25.0000	25.33
63 Di-n-butylphthalate	149	15.002	15.002	(1.088)	361362	25.0000	26.38
64 Fluoranthene	202	15.718	15.718	(1.140)	357328	25.0000	25.46
65 Pyrene	202	16.055	16.055	(0.891)	354360	25.0000	27.53
\$ 66 Terphenyl-d14	244	16.439	16.439	(0.912)	218658	25.0000	26.35
67 Butylbenzylphthalate	149	17.358	17.358	(0.963)	138165	25.0000	26.58
68 Benzo(a)anthracene	228	17.999	17.999	(0.999)	282886	25.0000	24.67
* 69 Chrysene-d12	240	18.020	18.020	(1.000)	155383	20.0000	
70 3,3'-Dichlorobenzidine	252	18.057	18.057	(1.002)	102913	25.0000	24.48
71 Chrysene	228	18.057	18.057	(1.002)	273811	25.0000	24.93
72 bis(2-Ethylhexyl)phthalate	149	18.389	18.389	(0.952)	177889	25.0000	26.47
* 134 Di-n-octylphthalate-d4	153	19.313	19.313	(1.000)	216672	20.0000	
73 Di-n-octylphthalate	149	19.323	19.323	(1.001)	296706	25.0000	25.40

Compounds	QUANT SIG				RESPONSE	AMOUNTS		
	MASS	RT	EXP RT	REL RT		CAL-AMT (ug/mL)	ON-COL (ug/mL)	
74 Benzo(b)fluoranthene	252	19.617	19.617	(0.975)	291680	25.0000	25.85	
75 Benzo(k)fluoranthene	252	19.649	19.649	(0.976)	294865	25.0000	25.44	
76 Benzo(a)pyrene	252	20.044	20.044	(0.996)	259751	25.0000	25.43	
* 77 Perylene-d12	264	20.124	20.124	(1.000)	155728	20.0000		
78 Indeno(1,2,3-cd)pyrene	276	21.460	21.460	(1.066)	346302	25.0000	25.43	
79 Dibenzo(a,h)anthracene	278	21.497	21.497	(1.068)	264675	25.0000	25.60	
80 Benzo(g,h,i)perylene	276	21.748	21.748	(1.081)	311930	25.0000	26.21	
90 N-Nitrosodimethylamine	74	1.682	1.682	(0.245)	182326	25.0000	37.13	
103 Pyridine	79	1.671	1.671	(0.243)	309064	25.0000	36.69	
91 Aniline	93	6.286	6.286	(0.915)	177209	25.0000	15.07	
105 1-methylnaphthalene	141	9.966	9.966	(1.137)	194054	25.0000	23.95	
93 Benzidine	184	16.023	16.023	(0.889)	104384	25.0000	17.70	
111 Azobenzene (1,2-DP-Hydrazine)	77	12.631	12.631	(1.101)	383414	25.0000	25.32	
143 1,4-Dioxane	88	Compound Not Detected.						
\$ 137 d8-1,4-Dioxane	96	Compound Not Detected.						
144 alpha-Terpineol	59	8.764	8.764	(1.000)	116590	25.0000	24.81	
98 Retene	219	16.658	16.658	(0.924)	111376	25.0000	26.57	
133 Butylatedhydroxytoluene	205	11.723	11.723	(1.022)	191889	25.0000	23.35	
115 Tributyl Phosphate	99	12.786	12.786	(0.927)	338141	25.0000	26.12	
116 Dibutyl Phenyl Phosphate	175	14.458	14.458	(1.048)	168959	25.0000	25.10	
117 Butyl Diphenyl Phosphate	94	16.092	16.092	(0.893)	71127	25.0000	26.19	
118 Triphenyl Phosphate	326	17.652	17.652	(0.980)	43861	25.0000	25.19	
123 Acetophenone	105	7.322	7.322	(1.065)	206284	25.0000	24.33	
179 n-Decane	57	6.478	6.478	(0.942)	177372	25.0000	24.63	
180 n-Octadecane	57	13.865	13.865	(1.005)	179567	25.0000	25.72	
168 Pentachlorobenzene	250	11.824	11.824	(1.031)	91549	25.0000	24.22	
113 Diphenyl Oxide	170	10.788	10.788	(0.940)	159054	25.0000	24.70	
112 Biphenyl	154	10.585	10.585	(0.923)	321642	25.0000	25.14	

QC Flag Legend

M - Compound response manually integrated.
 H - Operator selected an alternate compound hit.

Analytical Resources, Inc.

INTERNAL STANDARD COMPOUNDS
 AREA AND RT SUMMARY

Instrument ID: nt6.i
 Lab File ID: cc0617.d
 Lab Smp Id: ABN 25
 Analysis Type: SV
 Quant Type: ISTD
 Operator: LJR/VTS
 Method File: /chem1/nt6.i/20090617.b/SW846.m
 Misc Info:

Calibration Date: 17-JUN-2009
 Calibration Time: 13:44

Level:
 Sample Type:

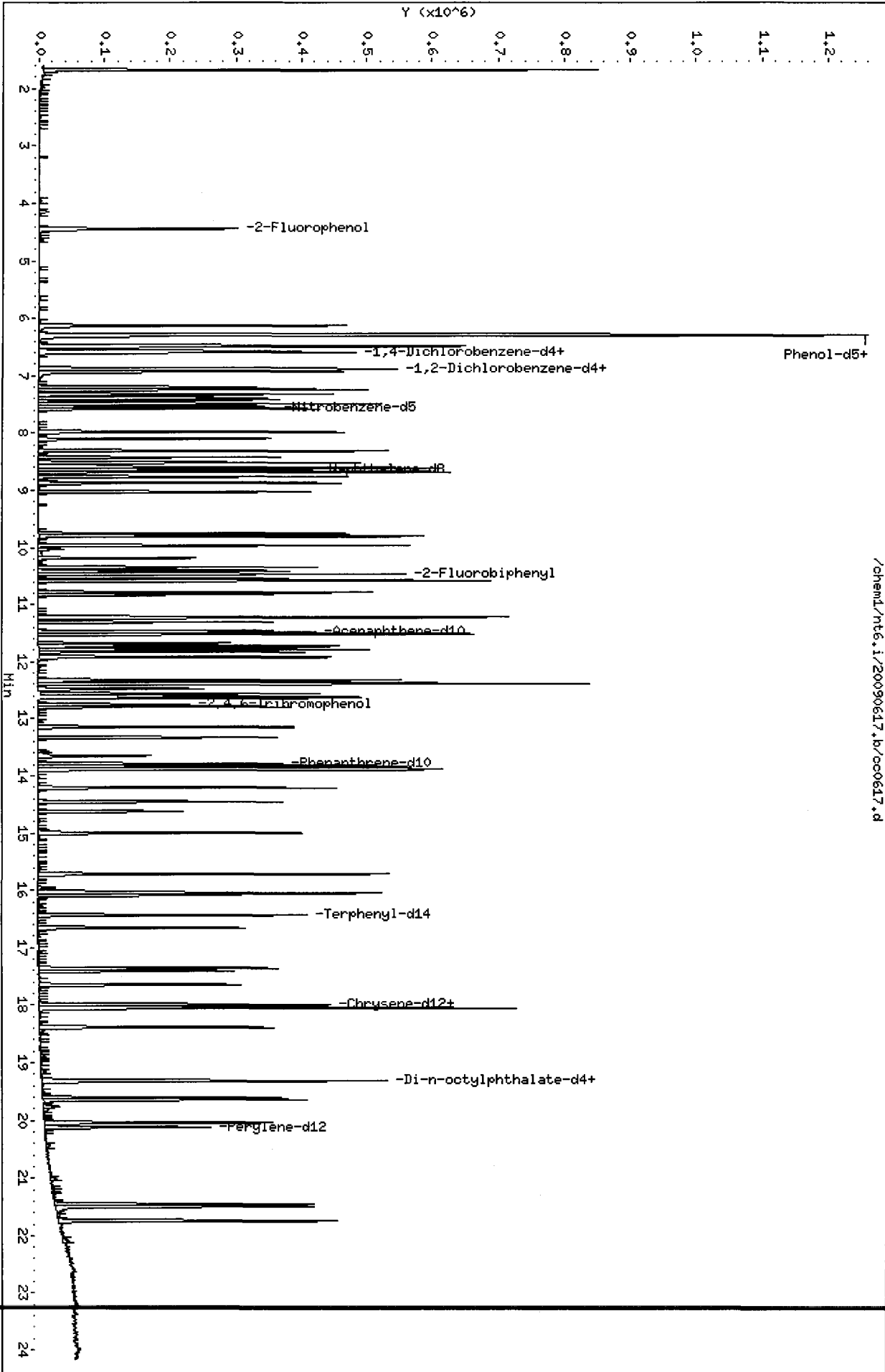
Test Mode:
 Use Initial Calibration Level 4.

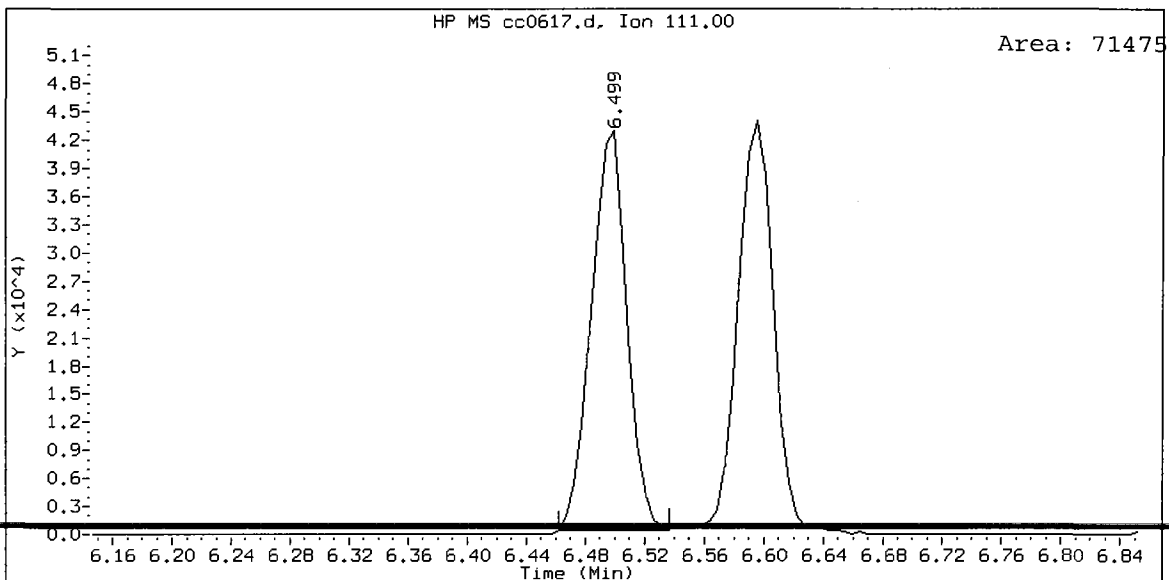
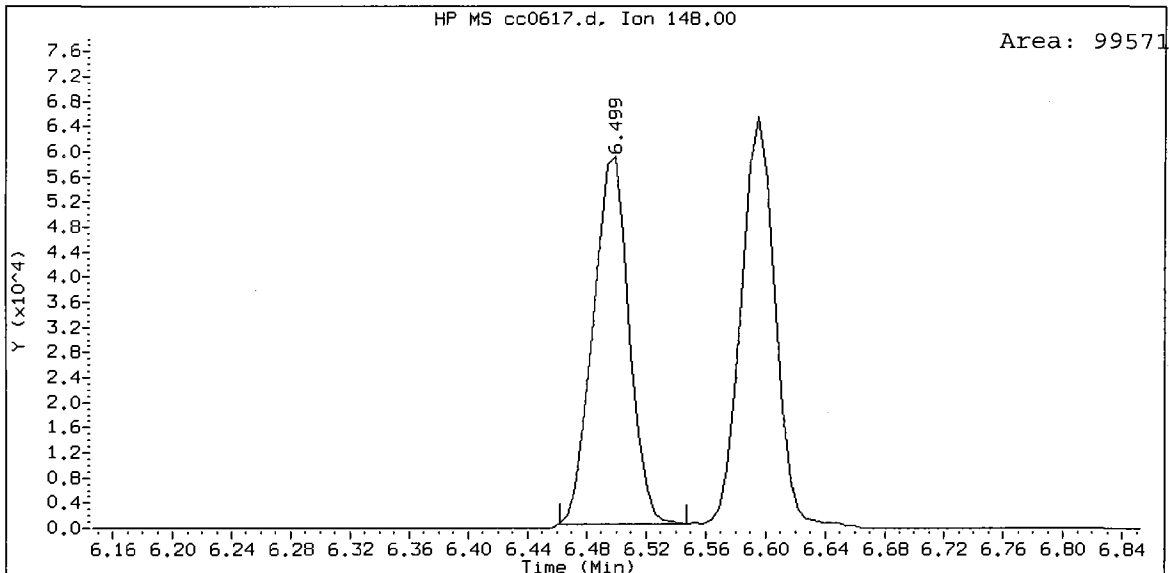
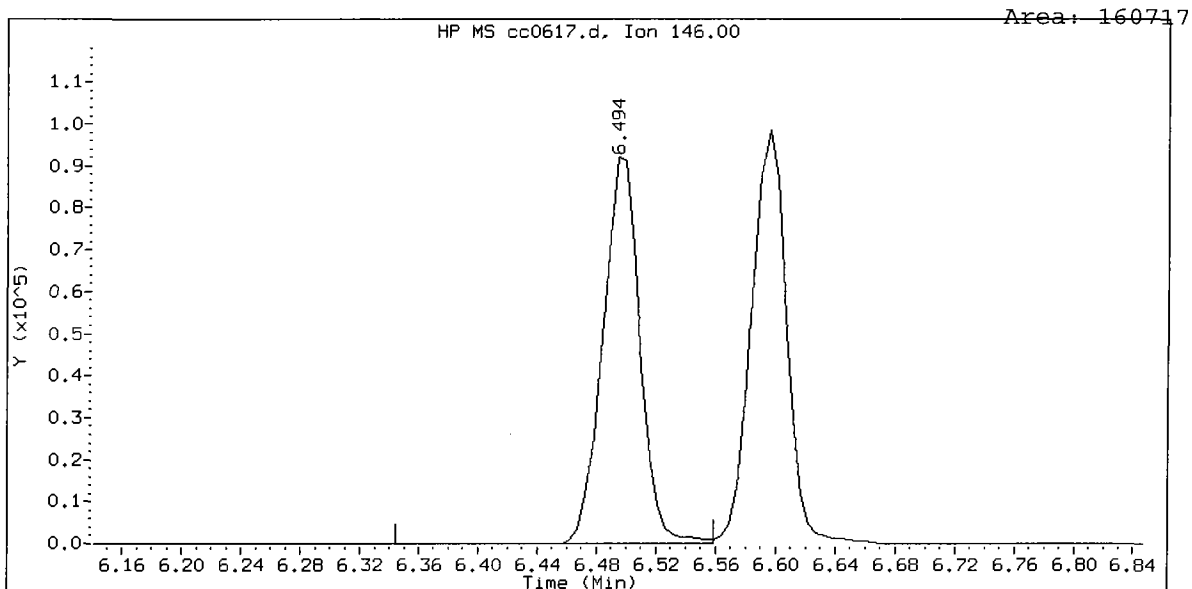
COMPOUND	STANDARD	AREA LIMIT		SAMPLE	%DIFF
		LOWER	UPPER		
8 1,4-Dichlorobenze	112389	56194	224778	77513	-31.03
27 Naphthalene-d8	384492	192246	768984	261230	-32.06
42 Acenaphthene-d10	217478	108739	434956	142476	-34.49
59 Phenanthrene-d10	336594	168297	673188	216552	-35.66
69 Chrysene-d12	247160	123580	494320	155383	-37.13
134 Di-n-octylphthala	347036	173518	694072	216672	-37.56
77 Perylene-d12	232938	116469	465876	155728	-33.15

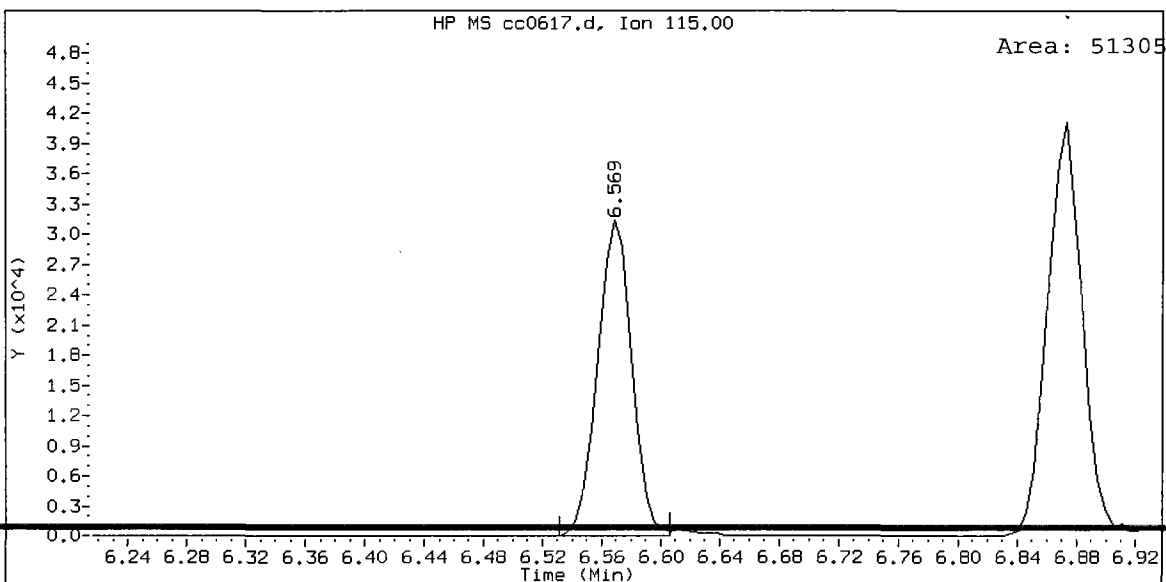
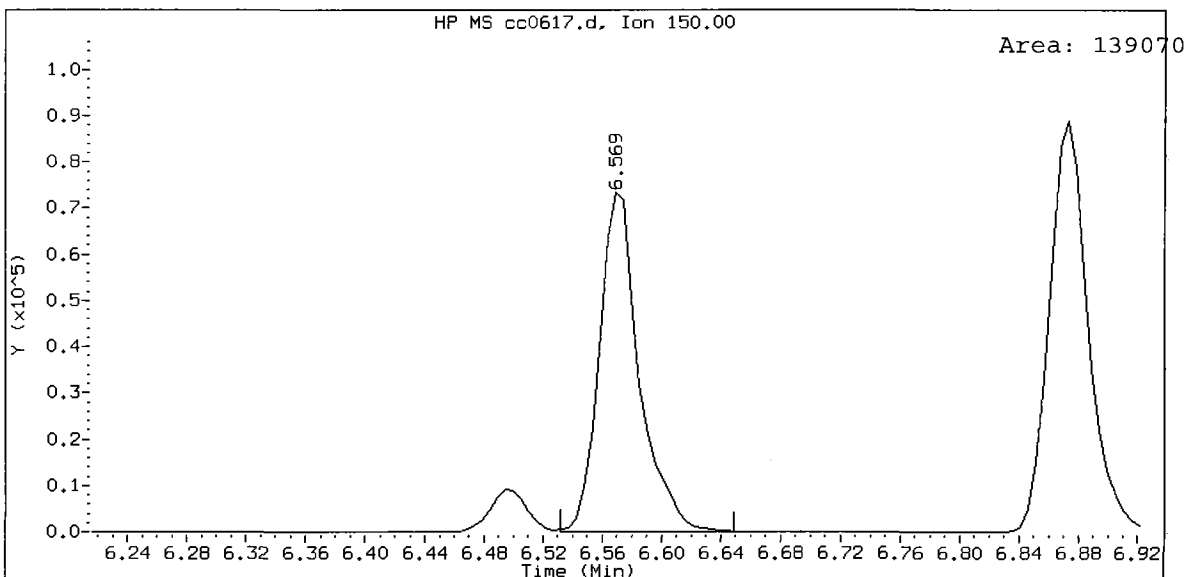
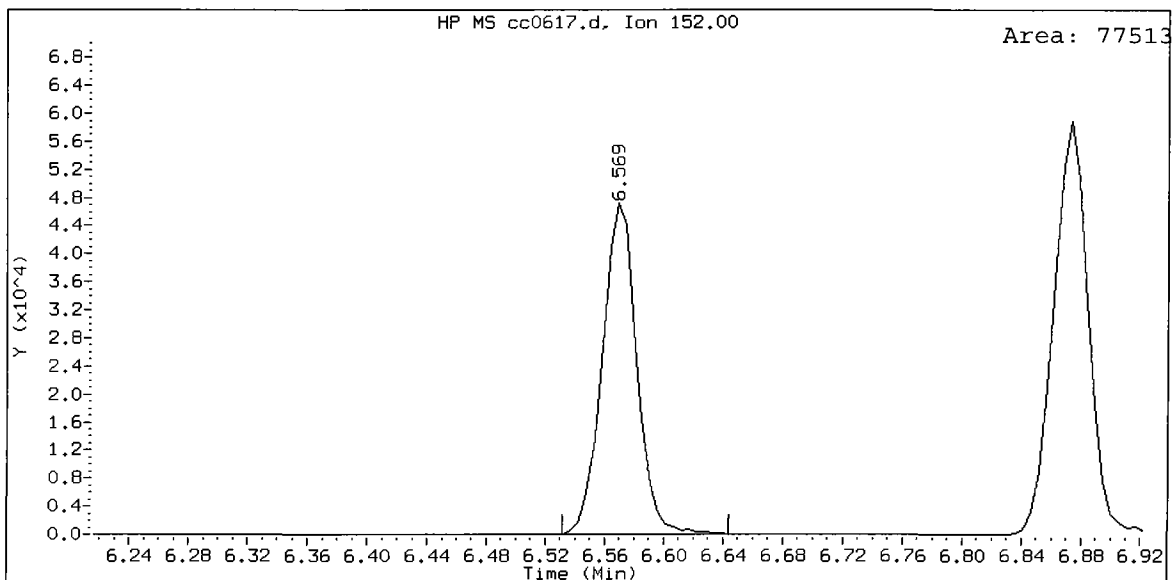
COMPOUND	STANDARD	RT LIMIT		SAMPLE	%DIFF
		LOWER	UPPER		
8 1,4-Dichlorobenze	6.57	6.07	7.07	6.57	0.00
27 Naphthalene-d8	8.65	8.15	9.15	8.65	0.00
42 Acenaphthene-d10	11.47	10.97	11.97	11.47	0.00
59 Phenanthrene-d10	13.79	13.29	14.29	13.79	0.00
69 Chrysene-d12	18.02	17.52	18.52	18.02	0.00
134 Di-n-octylphthala	19.31	18.81	19.81	19.31	0.00
77 Perylene-d12	20.12	19.62	20.62	20.12	0.00

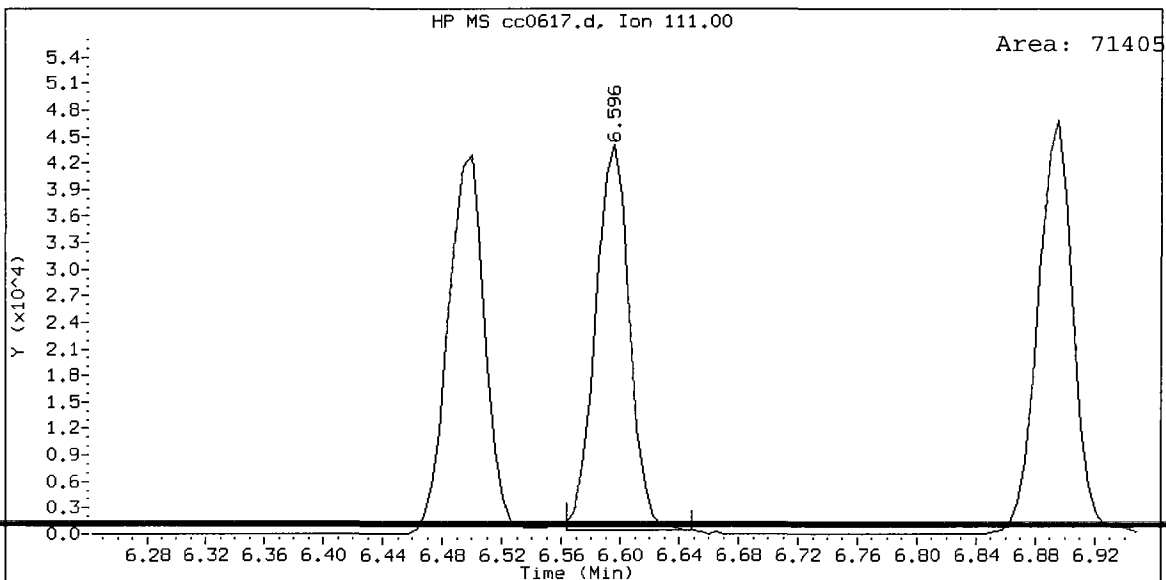
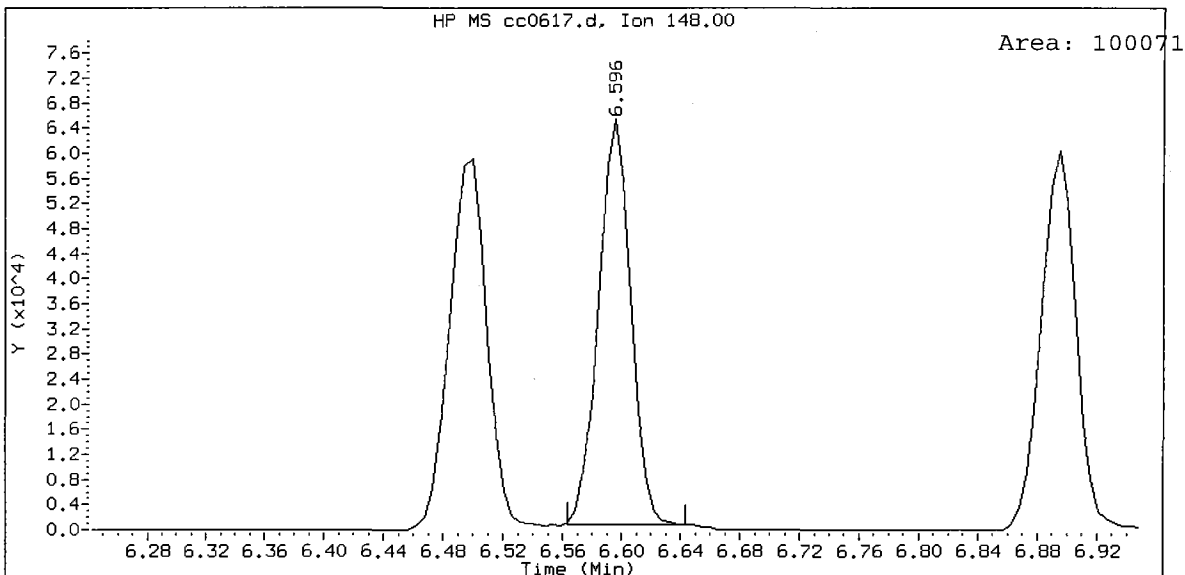
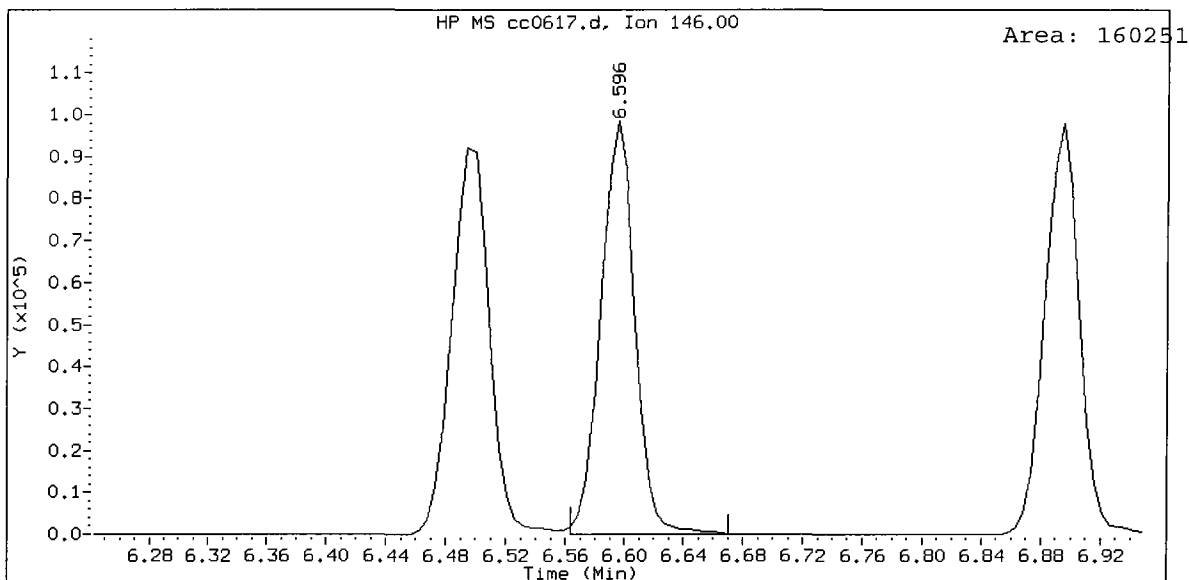
AREA UPPER LIMIT = +100% of internal standard area.
 AREA LOWER LIMIT = - 50% of internal standard area.
 RT UPPER LIMIT = + 0.50 minutes of internal standard RT.
 RT LOWER LIMIT = - 0.50 minutes of internal standard RT.

/chem1/nt6.i/20090617.b/c00617.d

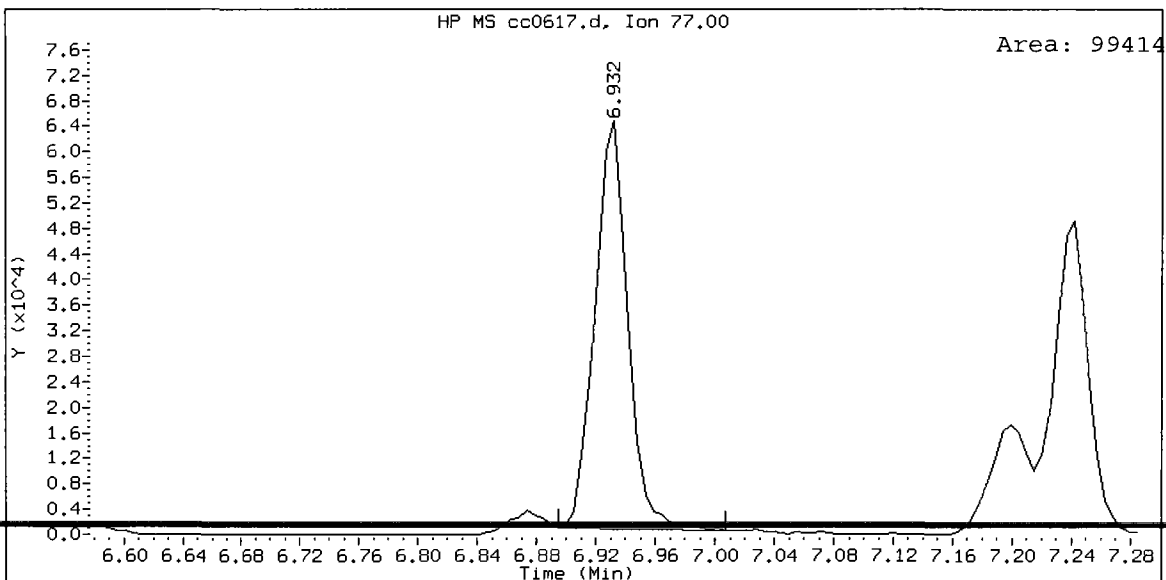
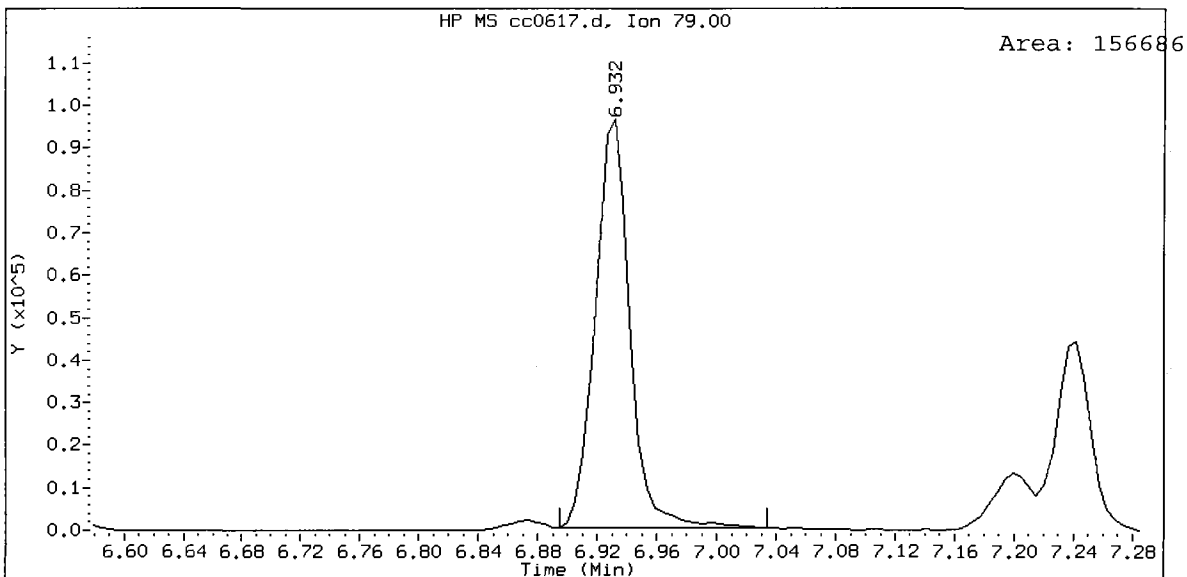
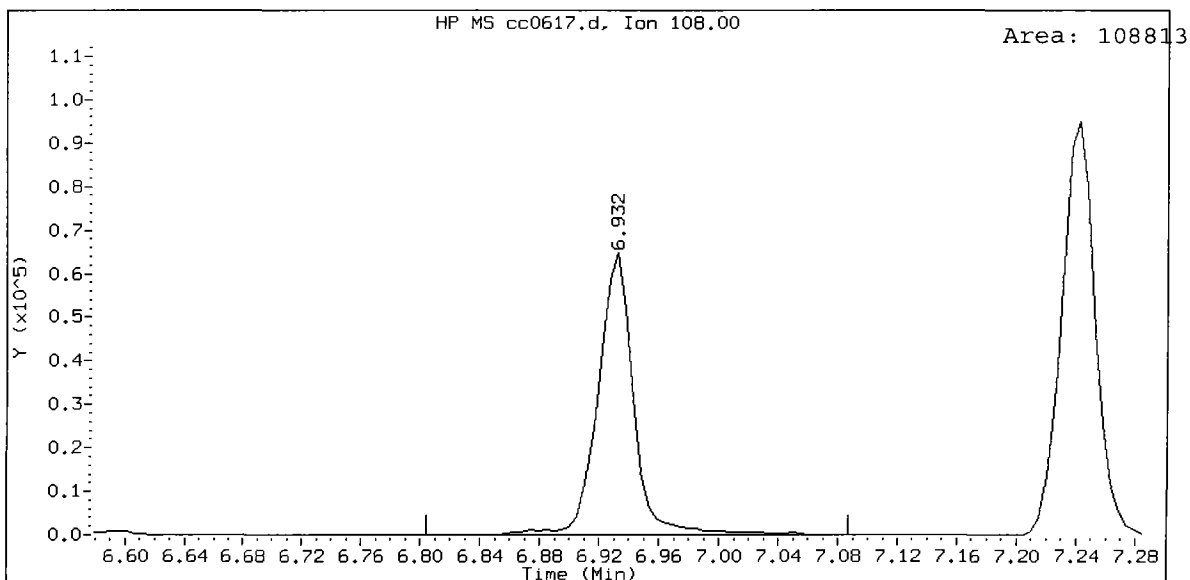




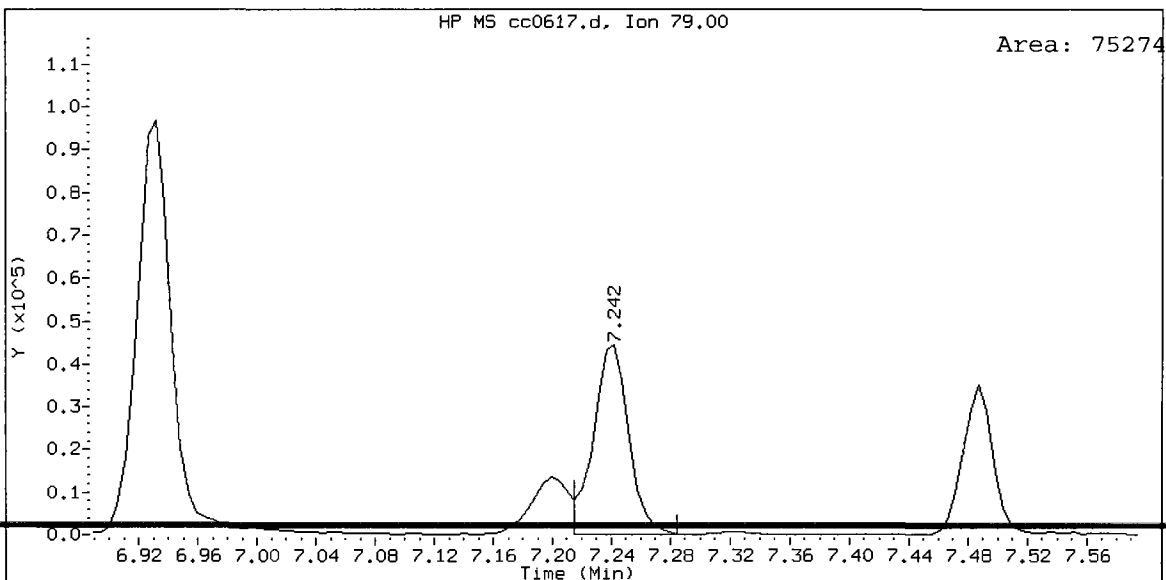
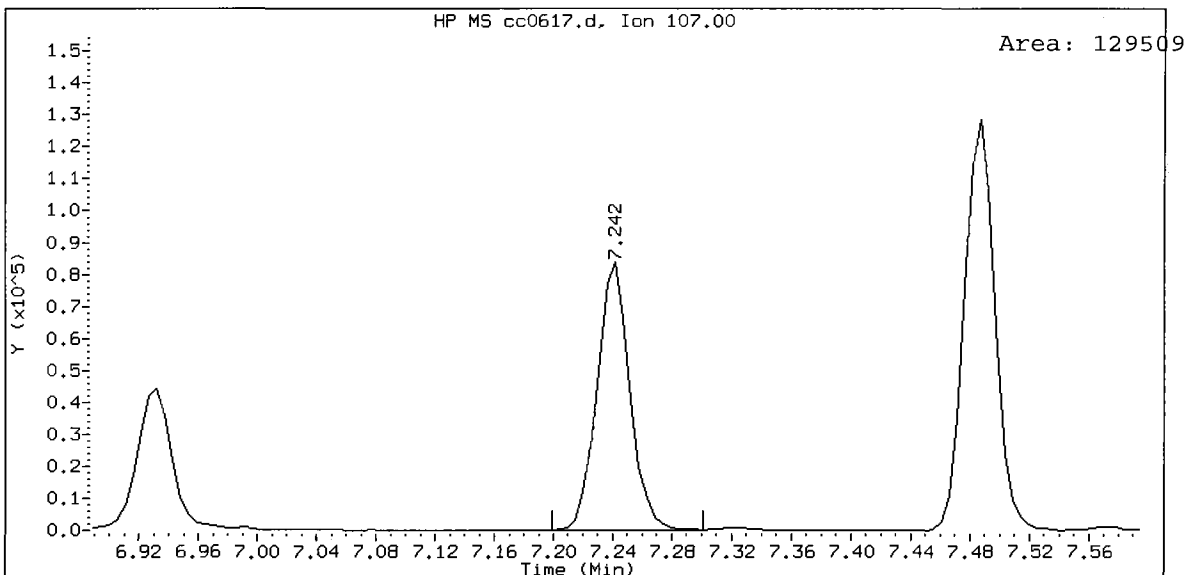
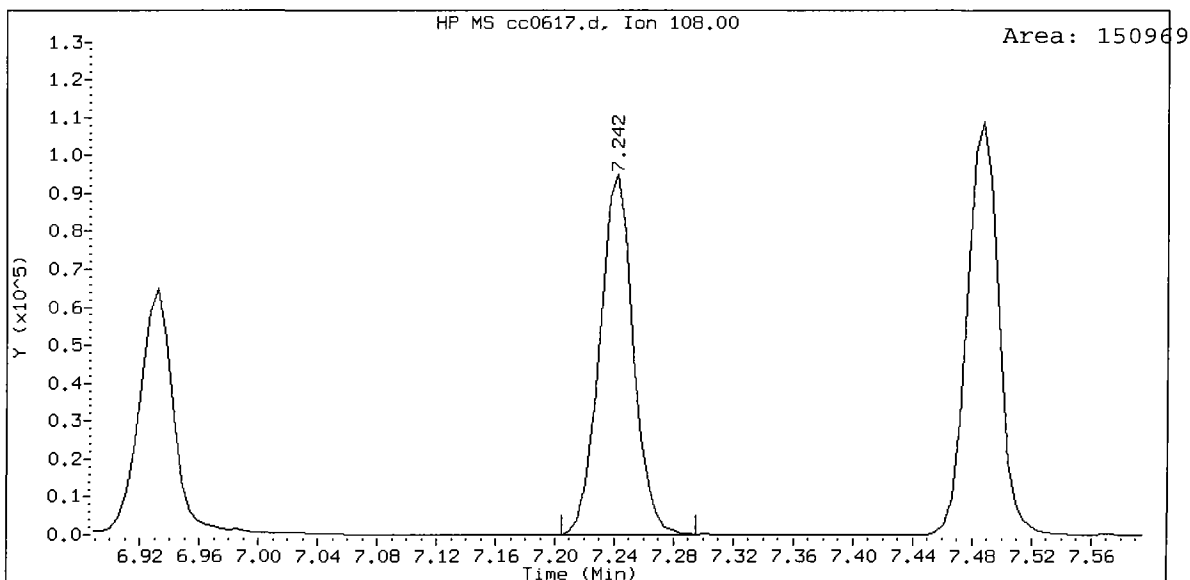


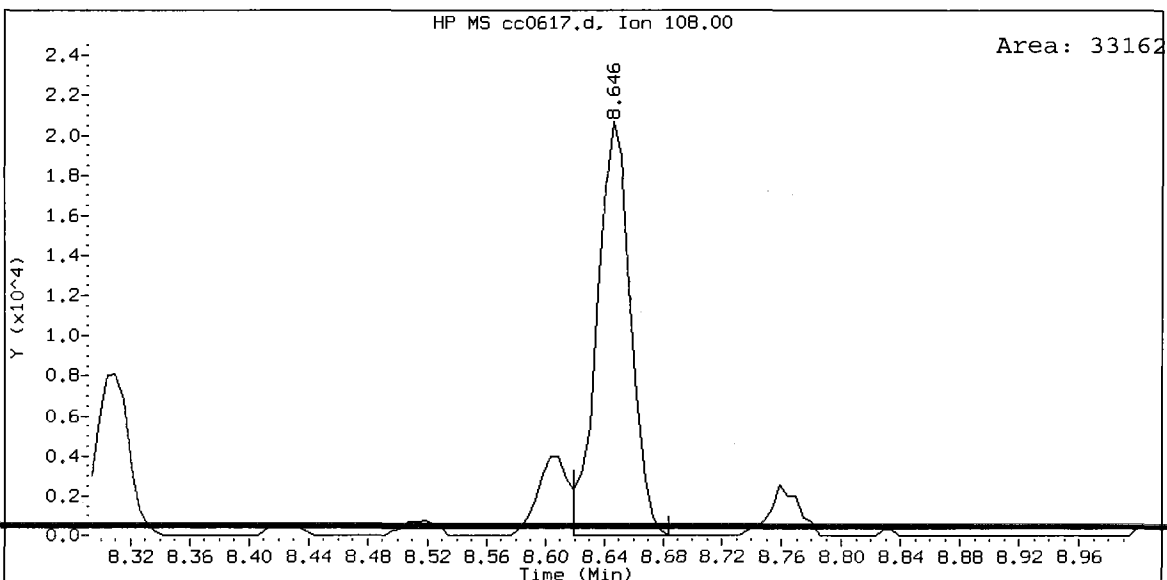
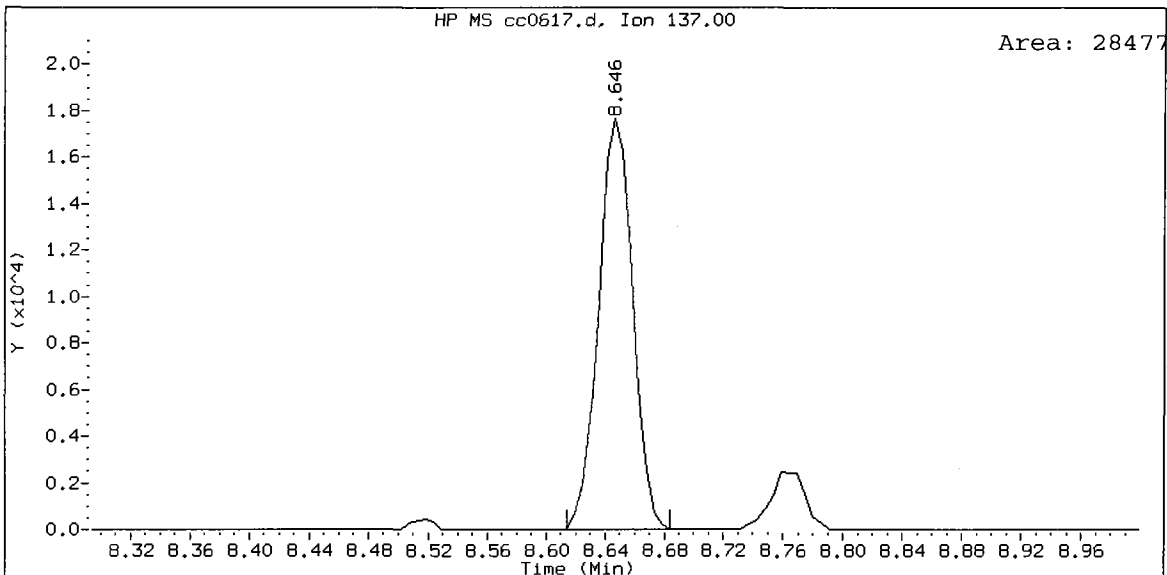
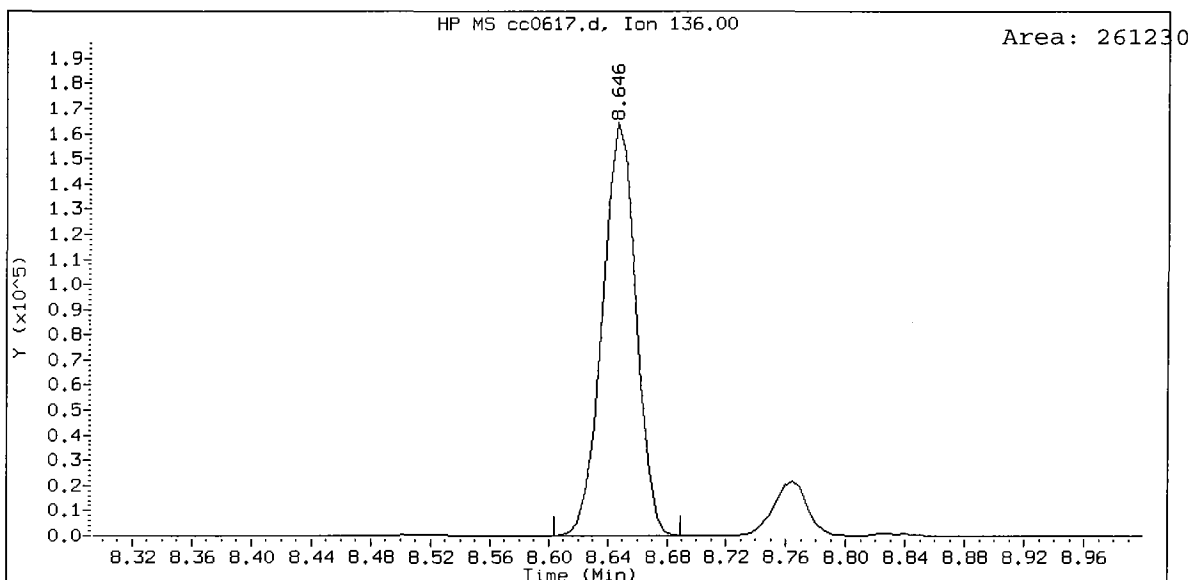


ABN 25, /chem1/nt6.i/20090617.b/cc0617.d
Benzyl alcohol Amount: 25.08

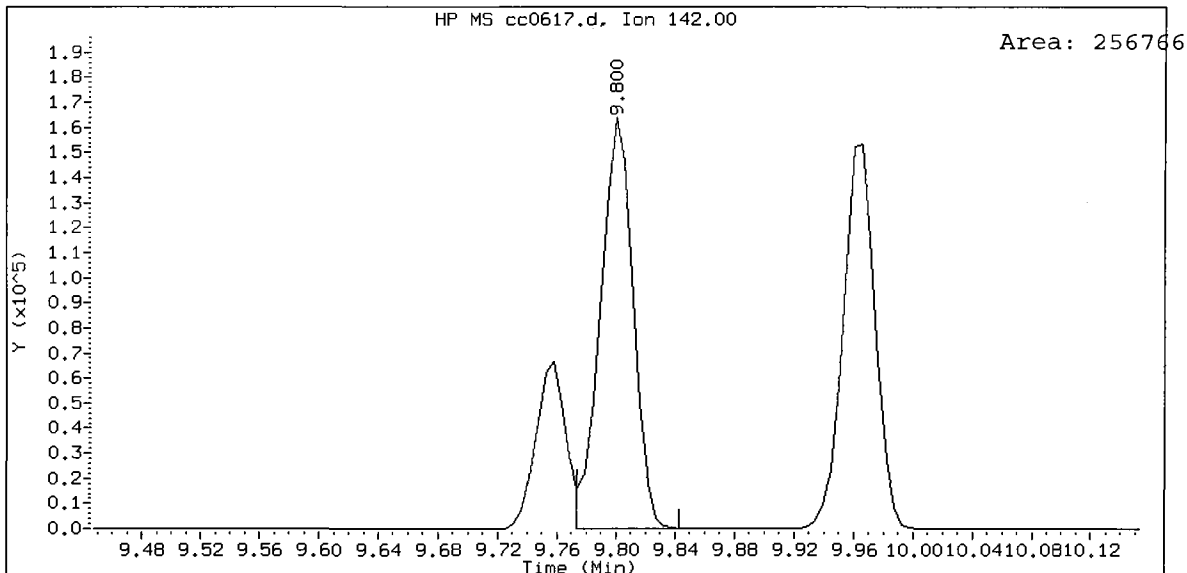
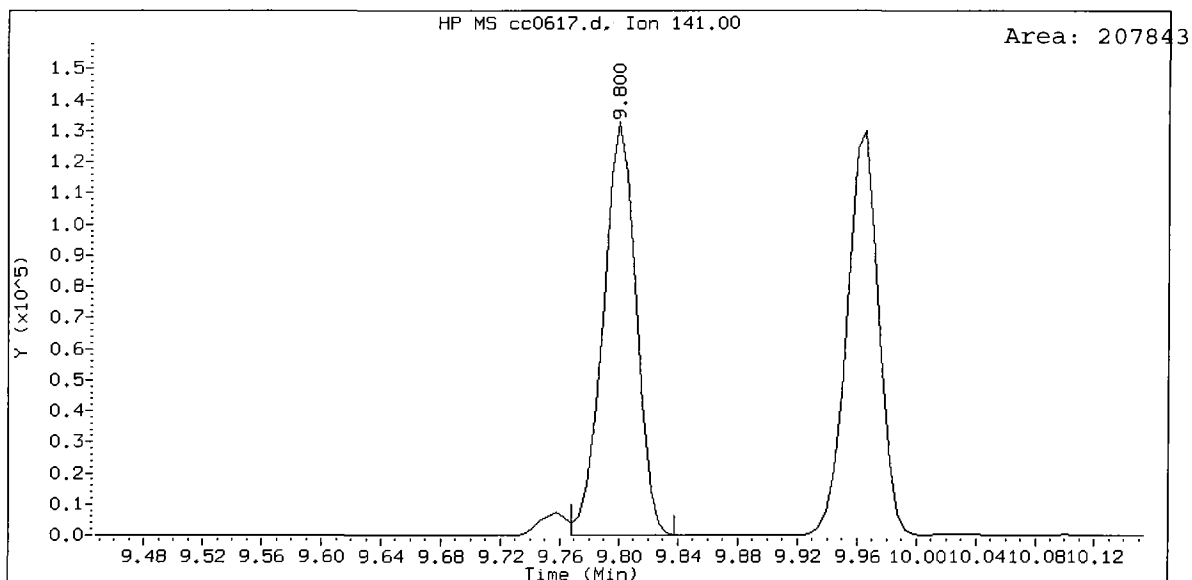


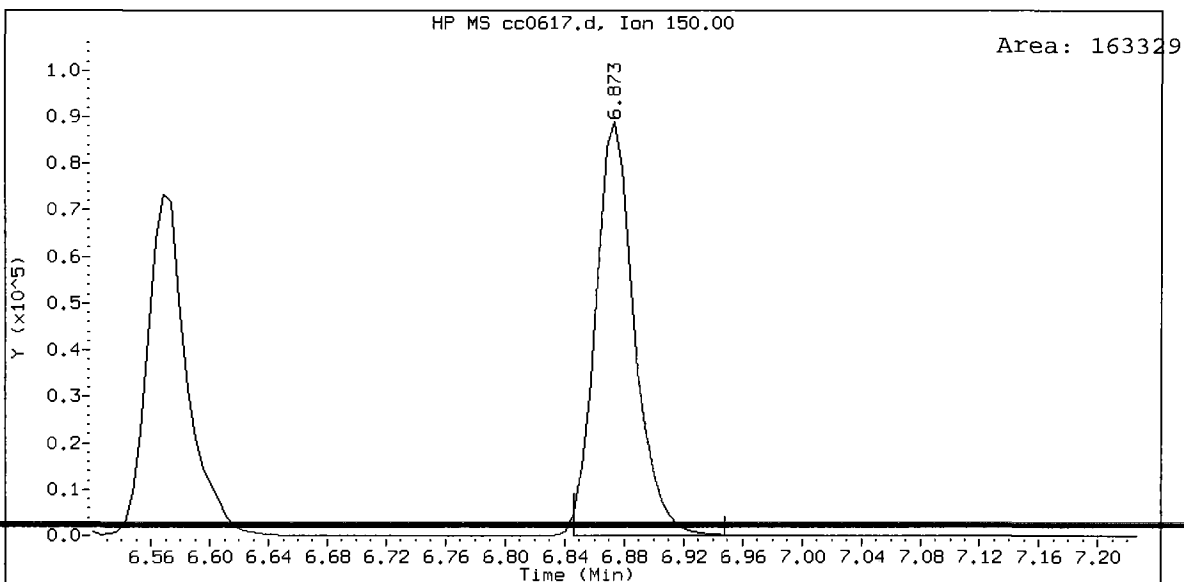
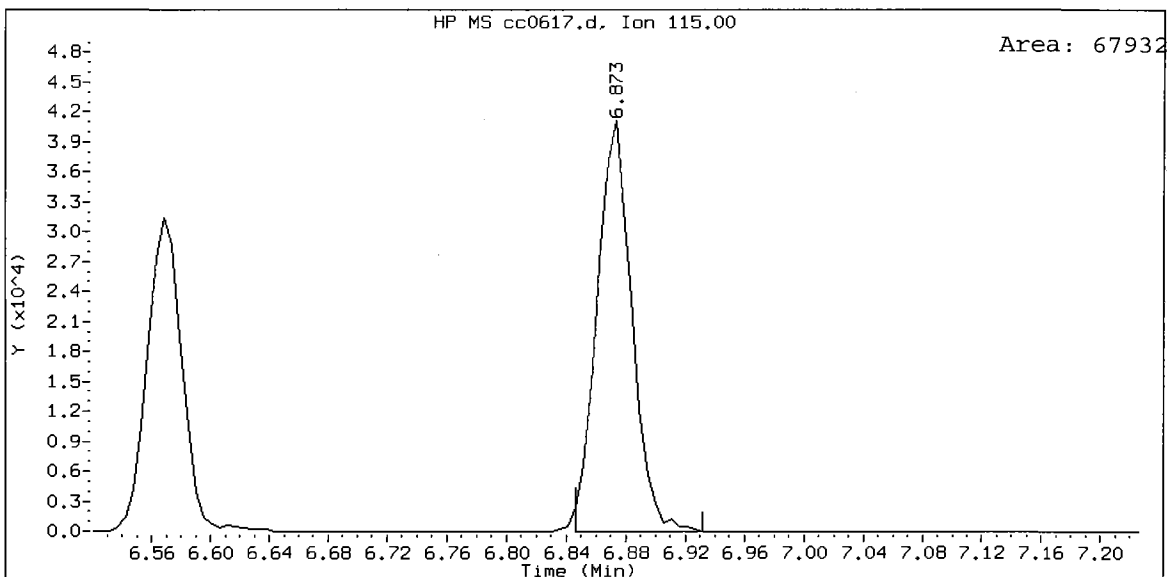
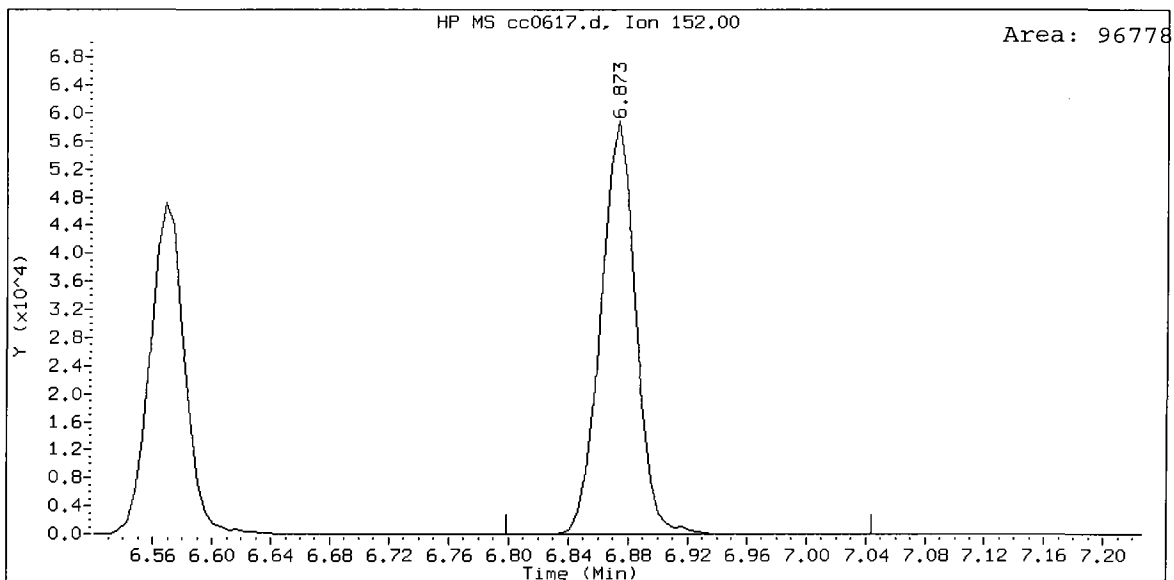
ABN 25, /chem1/nt6.i/20090617.b/cc0617.d
2-Methylphenol Amount: 24.87





ABN 25, /chem1/nt6.i/20090617.b/cc0617.d
2-Methylnaphthalene Amount: 24.57





Analytical Resources Inc.
ABN by sw846 8270C
DDT Breakdown Report

Data file: /chem1/nt6.i/20090617.b/ddt.b/cc0617.d
Method: /chem1/nt6.i/20090617.b/ddt.b/sw846ddt.m
Analysis Date: 17-JUN-2009 13:44

ARI ID:
Misc:
Instrument: nt6.i

COMPOUND	RT	AREA
Pentachlorophenol	13.651	28757
Benzidine	16.023	103418
4,4'-DDE	----	----
4,4'-DDD	16.947	1561
4,4'-DDT	17.406	88902

LTR
6/16/09

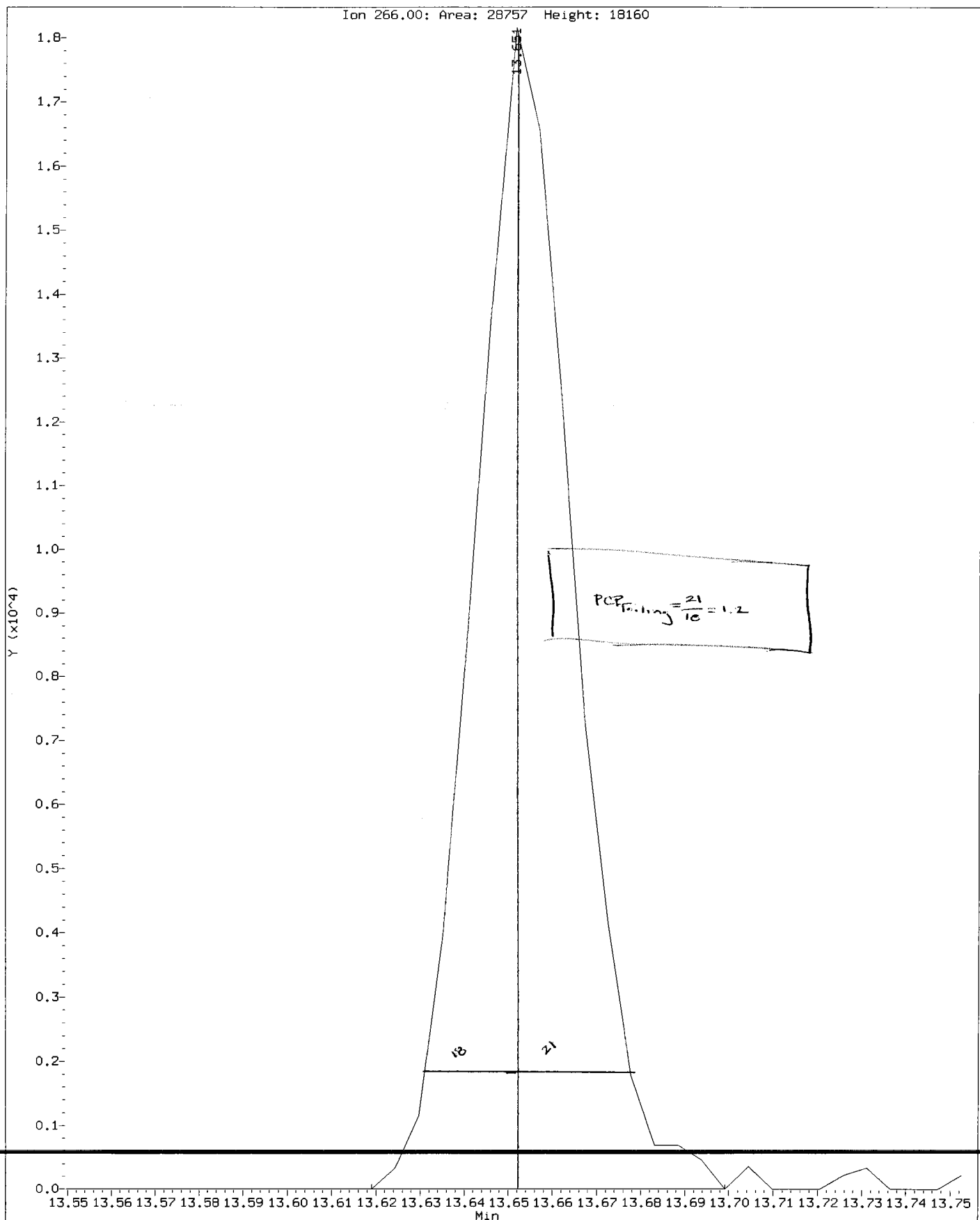
$$\text{DDT Percent Breakdown} = \frac{(\text{DDE Area} + \text{DDD Area}) * 100}{(\text{DDE Area} + \text{DDD Area} + \text{DDT Area})}$$

$$\text{DDT Percent Breakdown} = \frac{(0 + 1561) * 100}{(0 + 1561 + 88902)}$$

DDT Percent Breakdown = 1.7 %

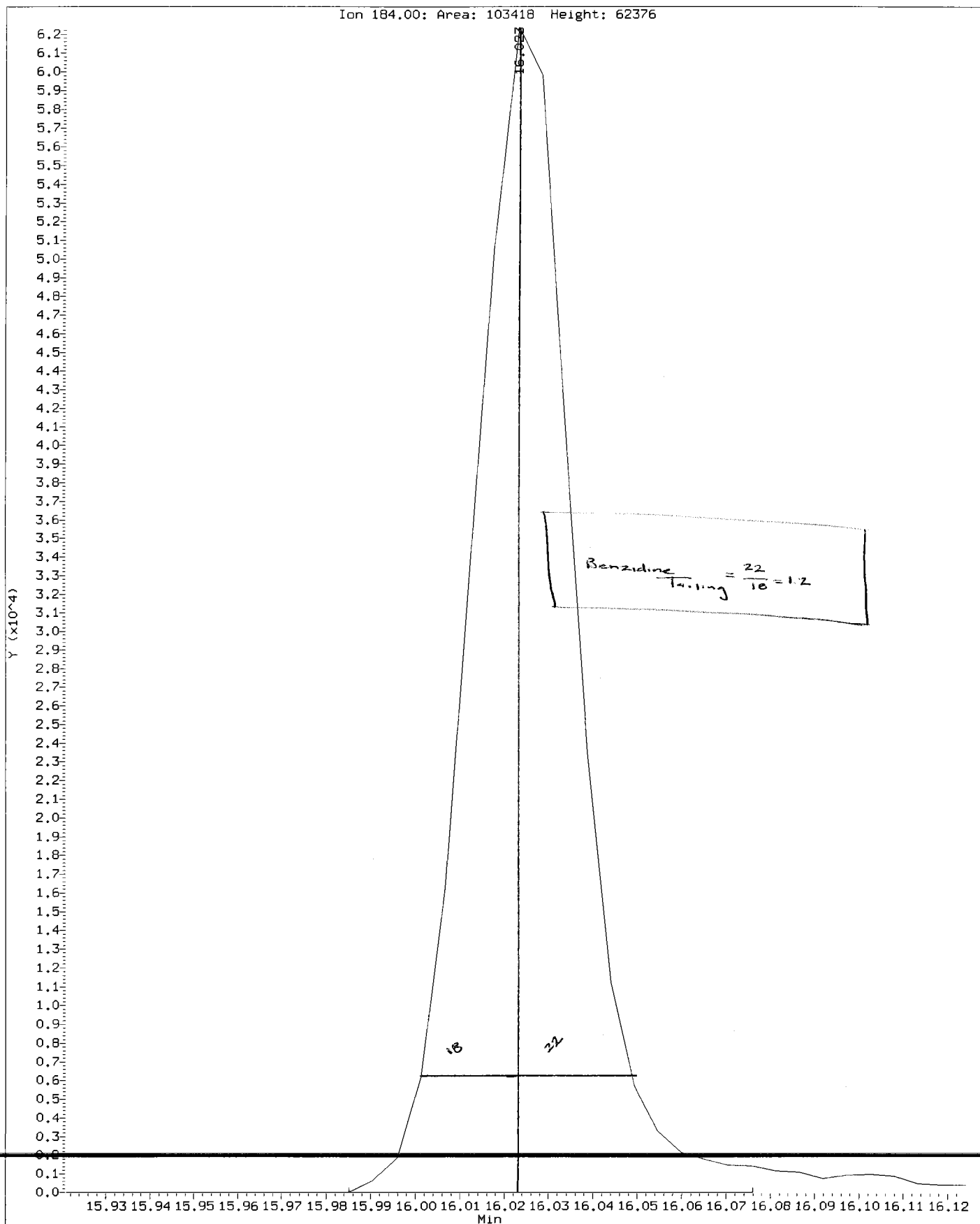
Data File: /chem1/nt6.i/20090617.b/ddt.b/cc0617.d
Injection Date: 17-JUN-2009 13:44
Instrument: nt6.i
Client Sample ID:

Compound: Pentachlorophenol
CAS Number: 87-86-5



Data File: /chem1/nt6.i/20090617.b/ddt.b/cc0617.d
Injection Date: 17-JUN-2009 13:44
Instrument: nt6.i
Client Sample ID:

Compound: Benzidine
CAS Number:



Semivolatile Analysis
QC Raw Data

prepared
for

ENVIROMENTAL SCIENCE CORP.

Project: JELD-WEN NORD DOOR, 008.0228.00017

ARI JOB NO: PB63

prepared
by

Analytical Resources, Inc.

Date : 11-JUN-2009 10:27

Client ID:

Instrument: nt6.i

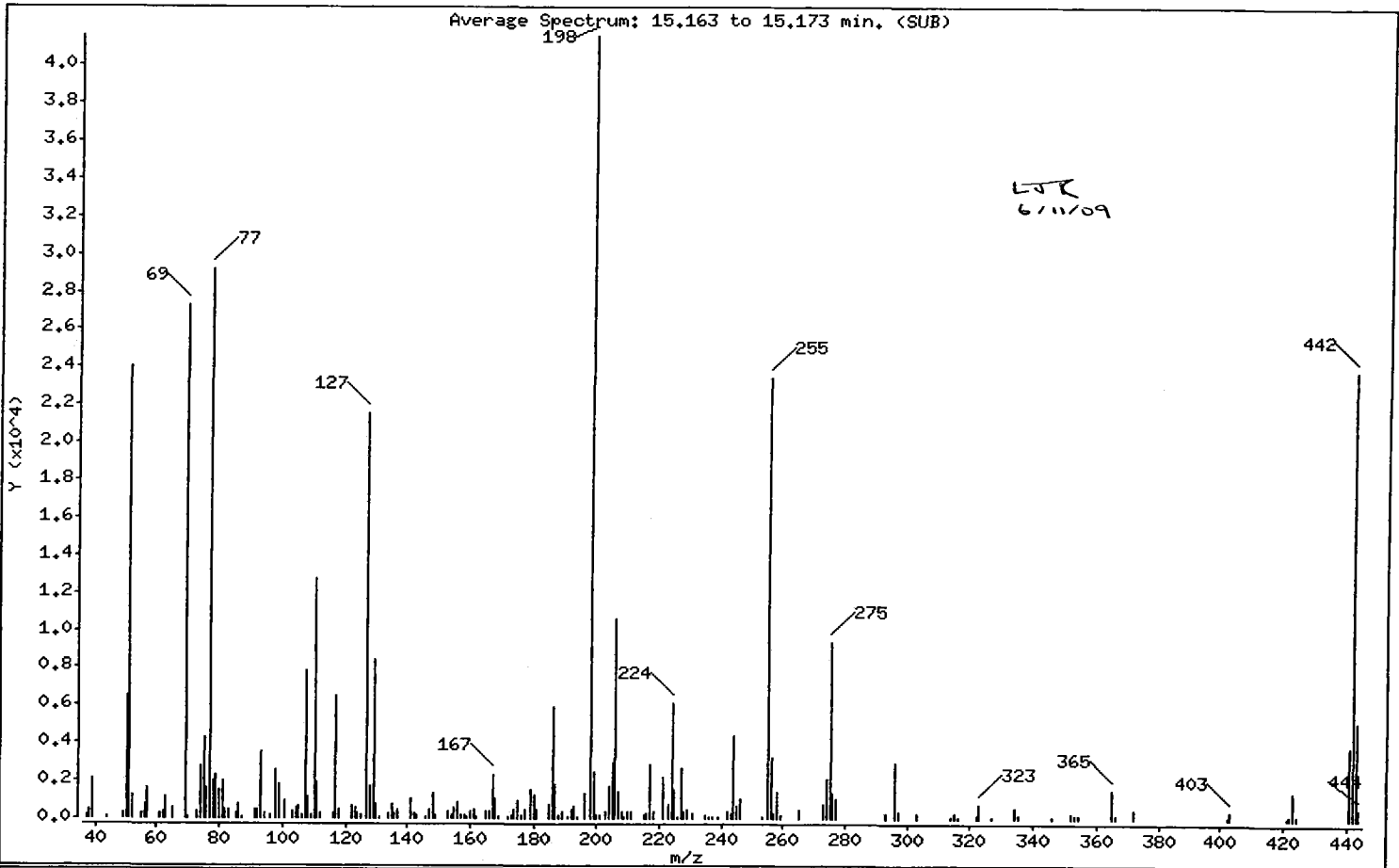
Sample Info: ABN 25

Operator: LJR

Column phase: RTX-5

Column diameter: 0.32

1 dftpp



m/e	ION ABUNDANCE CRITERIA	% RELATIVE ABUNDANCE
198	Base Peak, 100% relative abundance	100.00
51	30.00 - 80.00% of mass 198	57.78
68	Less than 2.00% of mass 69	0.00 (0.00)
69	Mass 69 relative abundance	65.68
70	Less than 2.00% of mass 69	0.33 (0.51)
127	25.00 - 75.00% of mass 198	51.91
197	Less than 1.00% of mass 198	0.00
199	5.00 - 9.00% of mass 198	6.04
275	10.00 - 30.00% of mass 198	22.47
365	Greater than 0.75% of mass 198	3.77
441	Present, but less than mass 443	9.13
442	40.00 - 110.00% of mass 198	57.47
443	15.00 - 24.00% of mass 442	12.40 (21.58)

Date : 11-JUN-2009 10:27

Client ID:

Instrument: nt6.i

Sample Info: ABN 25

Operator: LJR

Column phase: RTX-5

Column diameter: 0.32

Data File: 0250611.d

Spectrum: Average Spectrum: 15.163 to 15.173 min. (SUB)

Location of Maximum: 198.00

Number of points: 182

m/z	Y	m/z	Y	m/z	Y	m/z	Y
37.00	146	110.00	12727	177.00	522	244.00	4433
38.00	448	111.00	1927	179.00	1580	245.00	623
39.00	2132	112.00	258	180.00	1218	246.00	1027
44.00	81	116.00	303	181.00	493	253.00	138
49.00	281	117.00	6506	185.00	747	255.00	23416
50.00	6551	118.00	453	186.00	5945	256.00	3212
51.00	24008	122.00	673	187.00	1808	257.00	321
52.00	1229	123.00	615	188.00	165	258.00	1475
55.00	249	124.00	298	189.00	372	259.00	191
56.00	777	125.00	233	191.00	89	265.00	473
57.00	1626	127.00	21576	192.00	477	273.00	761
61.00	323	128.00	1771	193.00	625	274.00	2073
62.00	425	129.00	8418	194.00	85	275.00	9338
63.00	1103	130.00	766	196.00	1376	276.00	1387
65.00	532	131.00	71	198.00	41560	277.00	1091
69.00	27296	134.00	251	199.00	2511	293.00	268
70.00	139	135.00	730	200.00	184	296.00	2942
73.00	345	136.00	288	201.00	184	297.00	428
74.00	2820	137.00	442	203.00	370	303.00	298
75.00	4323	141.00	1016	204.00	1698	314.00	84
76.00	1673	142.00	290	205.00	3002	315.00	294
77.00	29248	143.00	172	206.00	10626	316.00	91
78.00	2022	146.00	69	207.00	1481	322.00	147
79.00	2293	147.00	491	208.00	430	323.00	738
80.00	1542	148.00	1329	209.00	67	327.00	77
81.00	1969	149.00	182	210.00	391	334.00	598
82.00	501	153.00	376	211.00	386	335.00	161
83.00	490	154.00	177	215.00	149	346.00	68
85.00	297	155.00	588	216.00	268	352.00	277
86.00	755	156.00	907	217.00	2825	353.00	153
87.00	115	157.00	168	218.00	381	354.00	191
91.00	487	158.00	159	221.00	2192	365.00	1566
92.00	521	159.00	68	223.00	768	366.00	179
93.00	3527	160.00	348	224.00	6084	372.00	463
94.00	301	161.00	451	225.00	1576	402.00	98

Date : 11-JUN-2009 10:27

Client ID:

Instrument: nt6.i

Sample Info: ABN 25

Operator: LJR

Column phase: RTX-5

Column diameter: 0.32

Data File: 0250611.d

Spectrum: Average Spectrum: 15.163 to 15.173 min. (SUB)

Location of Maximum: 198.00

Number of points: 182

m/z	Y	m/z	Y	m/z	Y	m/z	Y
96.00	161	162.00	102	226.00	84	403.00	339
98.00	2609	165.00	423	227.00	2634	421.00	141
99.00	1779	166.00	396	228.00	417	422.00	172
101.00	976	167.00	2254	229.00	526	423.00	1470
103.00	369	168.00	1075	231.00	322	424.00	229
104.00	599	169.00	73	235.00	217	441.00	3793
105.00	665	172.00	85	236.00	77	442.00	23880
106.00	204	173.00	165	237.00	112	443.00	5154
107.00	7854	174.00	458	239.00	70	444.00	563
108.00	1128	175.00	921	242.00	346		
109.00	149	176.00	165	243.00	276		

Date : 11-JUN-2009 10:27

Client ID:

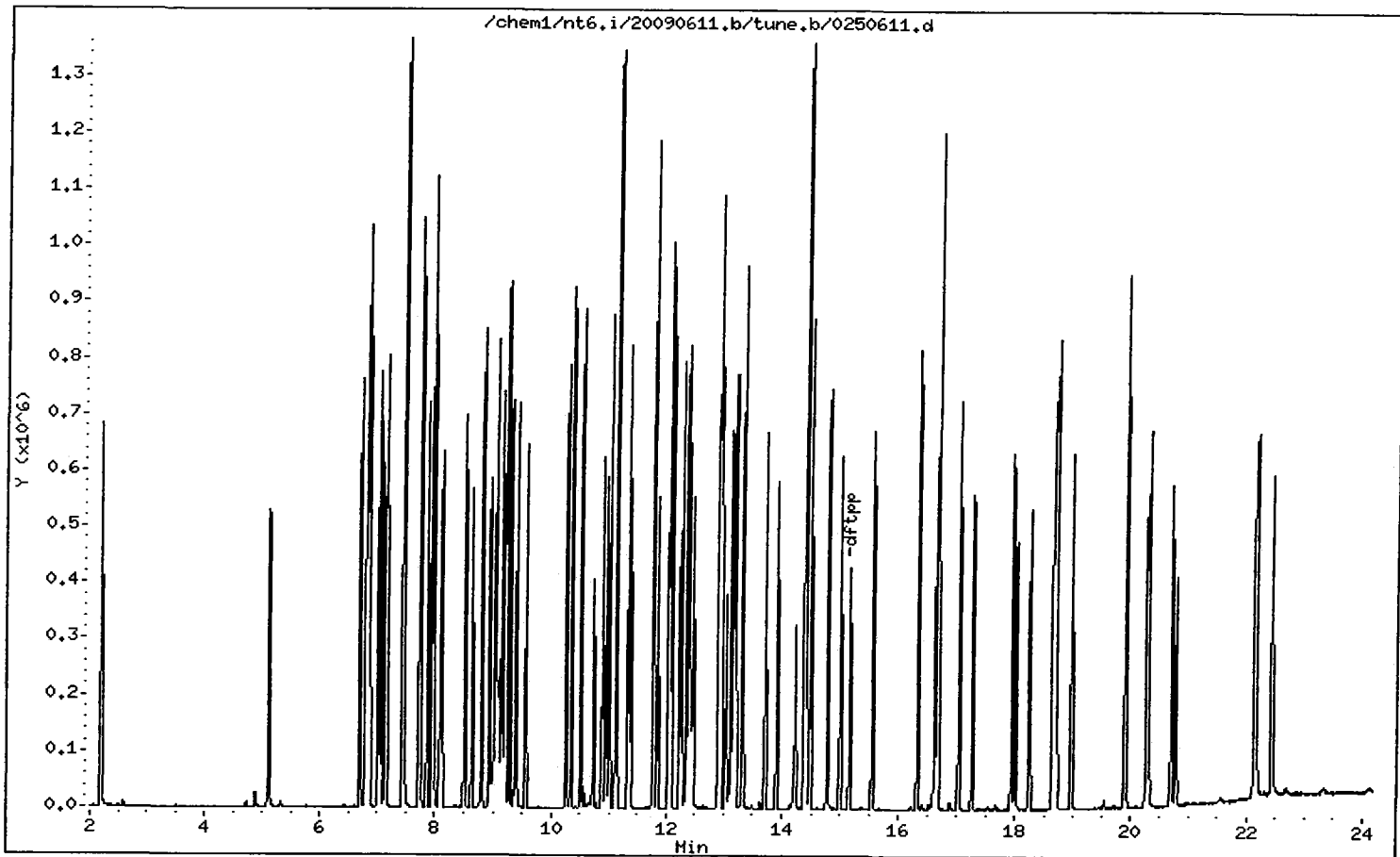
Instrument: nt6.i

Sample Info: ABN 25

Operator: LJR

Column phase: RTX-5

Column diameter: 0.32



Date : 16-JUN-2009 11:54

Client ID:

Instrument: nt6.i

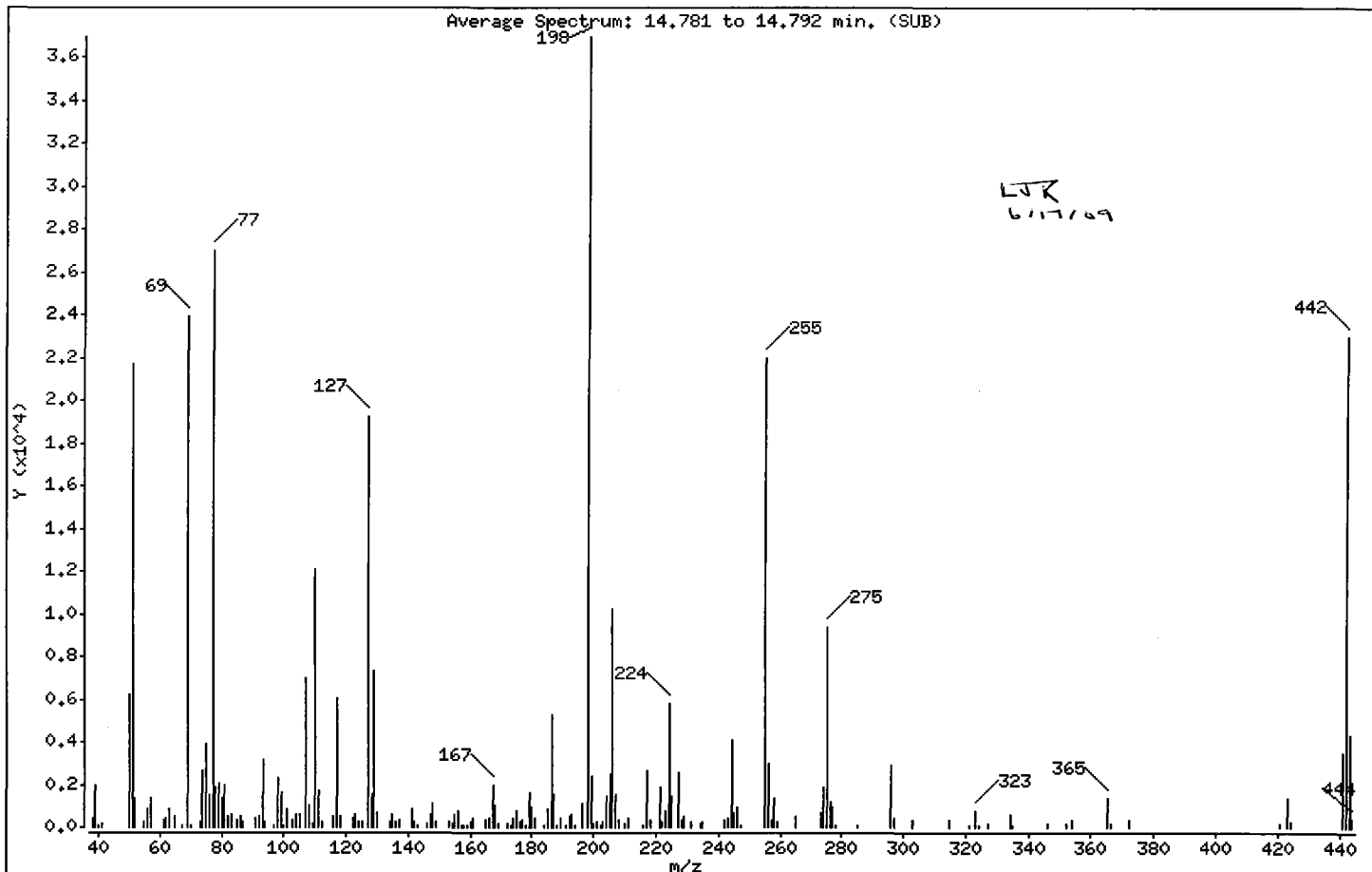
Sample Info: ABN 25

Operator: LJR

Column phase: RTX-5

Column diameter: 0,32

1 dftpp



m/e	ION ABUNDANCE CRITERIA	% RELATIVE ABUNDANCE
198	Base Peak, 100% relative abundance	100,00
51	30,00 - 80,00% of mass 198	58,69
68	Less than 2,00% of mass 69	0,00 (0,00)
69	Mass 69 relative abundance	64,79
70	Less than 2,00% of mass 69	0,19 (0,29)
127	25,00 - 75,00% of mass 198	52,17
197	Less than 1,00% of mass 198	0,00
199	5,00 - 9,00% of mass 198	6,38
275	10,00 - 30,00% of mass 198	25,29
365	Greater than 0,75% of mass 198	3,69
441	Present, but less than mass 443	9,40
442	40,00 - 110,00% of mass 198	62,24
443	15,00 - 24,00% of mass 442	11,72 (18,83)

Date : 16-JUN-2009 11:54

Client ID:

Instrument: nt6.i

Sample Info: ABN 25

Operator: LJR

Column phase: RTX-5

Column diameter: 0,32

Data File: cc0616.d

Spectrum: Average Spectrum: 14.781 to 14.792 min. (SUB)

Location of Maximum: 198,00

Number of points: 175

m/z	Y	m/z	Y	m/z	Y	m/z	Y
38,00	468	108,00	1049	175,00	749	235,00	252
39,00	1920	109,00	194	176,00	279	242,00	369
40,00	76	110,00	12090	177,00	334	243,00	399
41,00	171	111,00	1729	178,00	91	244,00	4101
50,00	6235	112,00	263	179,00	1635	245,00	657
51,00	21704	116,00	526	180,00	968	246,00	948
52,00	1347	117,00	6035	181,00	440	247,00	70
55,00	251	118,00	503	184,00	79	255,00	21976
56,00	811	122,00	419	185,00	826	256,00	2988
57,00	1379	123,00	572	186,00	5318	257,00	330
61,00	304	124,00	245	187,00	1550	258,00	1402
62,00	443	125,00	275	188,00	69	259,00	216
63,00	871	127,00	19288	189,00	430	265,00	506
65,00	484	128,00	1536	191,00	69	273,00	686
67,00	69	129,00	7300	192,00	486	274,00	1886
69,00	23952	130,00	723	193,00	558	275,00	9351
70,00	70	134,00	294	194,00	82	276,00	1228
73,00	290	135,00	630	196,00	1074	277,00	942
74,00	2617	136,00	229	198,00	36976	278,00	70
75,00	3956	137,00	335	199,00	2359	285,00	88
76,00	1500	141,00	848	200,00	175	296,00	2882
77,00	26968	142,00	274	201,00	213	297,00	387
78,00	1902	143,00	121	202,00	121	303,00	318
79,00	2006	146,00	155	203,00	215	315,00	361
80,00	1338	147,00	567	204,00	1467	321,00	78
81,00	1959	148,00	1107	205,00	2490	323,00	731
82,00	469	149,00	221	206,00	10194	324,00	77
83,00	557	153,00	258	207,00	1571	327,00	160
85,00	343	154,00	175	208,00	383	334,00	628
86,00	546	155,00	587	210,00	163	335,00	87
87,00	295	156,00	740	211,00	425	346,00	178
91,00	447	157,00	75	216,00	119	352,00	205
92,00	501	158,00	77	217,00	2638	354,00	329
93,00	3140	159,00	89	218,00	376	365,00	1363
94,00	262	160,00	285	221,00	1879	366,00	170

Date : 16-JUN-2009 11:54

Client ID:

Instrument: nt6.i

Sample Info: ABN 25

Operator: LJR

Column phase: RTX-5

Column diameter: 0.32

Data File: cc0616,d

Spectrum: Average Spectrum: 14.781 to 14.792 min. (SUB)

Location of Maximum: 198.00

Number of points: 175

m/z	Y	m/z	Y	m/z	Y	m/z	Y
97.00	67	161.00	451	222.00	290	372.00	330
98.00	2274	165.00	322	223.00	751	421.00	173
99.00	1621	166.00	388	224.00	5816	423.00	1376
100.00	71	167.00	1925	225.00	1455	424.00	298
101.00	835	168.00	988	227.00	2582	441.00	3476
103.00	353	169.00	181	228.00	353	442.00	23016
104.00	593	172.00	143	229.00	525	443.00	4335
105.00	584	173.00	71	231.00	271	444.00	464
107.00	6954	174.00	454	234.00	138		

Date : 16-JUN-2009 11:54

Client ID:

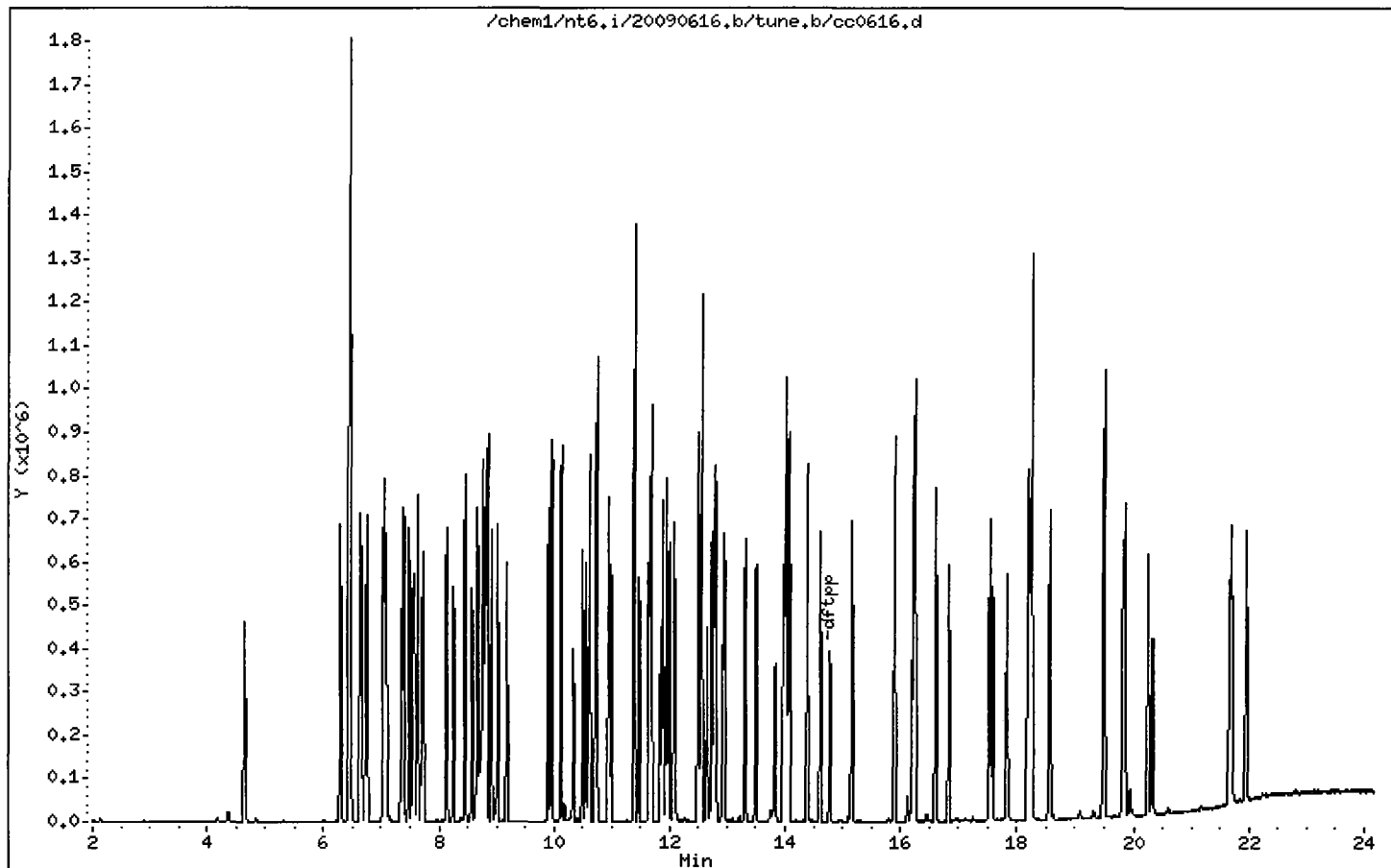
Instrument: nt6.i

Sample Info: ABN 25

Operator: LJR

Column phase: RTX-5

Column diameter: 0.32



Date : 17-JUN-2009 13:44

Client ID:

Instrument: nt6.i

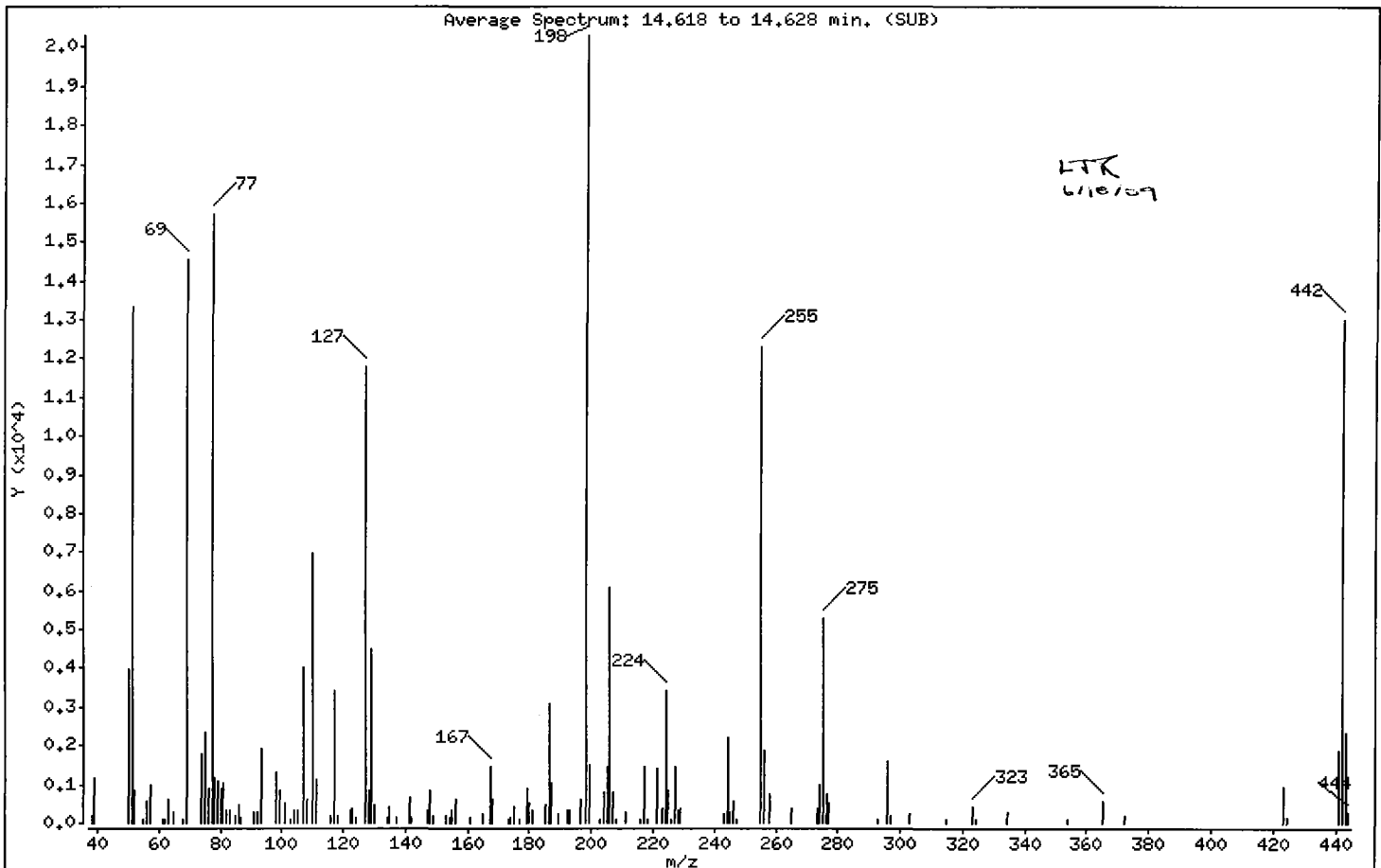
Sample Info: ABN 25

Operator: LJR

Column phase: RTX-5

Column diameter: 0.32

1 dftpp



m/e	ION ABUNDANCE CRITERIA	% RELATIVE ABUNDANCE
198	Base Peak, 100% relative abundance	100.00
51	30.00 - 80.00% of mass 198	65.75
68	Less than 2.00% of mass 69	0.53 (0.74)
69	Mass 69 relative abundance	71.56
70	Less than 2.00% of mass 69	0.00 (0.00)
127	25.00 - 75.00% of mass 198	58.15
197	Less than 1.00% of mass 198	0.00
199	5.00 - 9.00% of mass 198	7.44
275	10.00 - 30.00% of mass 198	26.14
365	Greater than 0.75% of mass 198	2.82
441	Present, but less than mass 443	9.19
442	40.00 - 110.00% of mass 198	63.95
443	15.00 - 24.00% of mass 442	11.56 (18.07)

Date : 17-JUN-2009 13:44

Client ID:

Instrument: nt6.i

Sample Info: ABN 25

Operator: LJR

Column phase: RTX-5

Column diameter: 0.32

Data File: cc0617.d

Spectrum: Average Spectrum: 14.618 to 14.628 min. (SUB)

Location of Maximum: 198.00

Number of points: 131

m/z	Y	m/z	Y	m/z	Y	m/z	Y
38.00	169	103.00	74	173.00	73	229.00	351
39.00	1148	104.00	326	174.00	144	243.00	216
50.00	3982	105.00	320	175.00	438	244.00	2205
51.00	13353	107.00	4037	177.00	97	245.00	295
52.00	821	108.00	610	179.00	878	246.00	556
55.00	99	110.00	6989	180.00	499	247.00	82
56.00	544	111.00	1117	181.00	318	255.00	12307
57.00	973	116.00	176	185.00	473	256.00	1883
61.00	80	117.00	3436	186.00	3084	258.00	756
62.00	78	118.00	172	187.00	1023	265.00	358
63.00	605	122.00	308	189.00	212	273.00	372
65.00	280	123.00	379	192.00	314	274.00	995
68.00	108	124.00	156	193.00	308	275.00	5309
69.00	14533	127.00	11810	196.00	608	276.00	746
74.00	1784	128.00	844	198.00	20304	277.00	495
75.00	2348	129.00	4498	199.00	1512	293.00	84
76.00	898	130.00	481	203.00	72	296.00	1586
77.00	15698	134.00	149	204.00	797	297.00	180
78.00	1176	135.00	409	205.00	1471	303.00	220
79.00	1086	137.00	138	206.00	6083	315.00	75
80.00	900	141.00	659	207.00	812	323.00	435
81.00	1041	142.00	117	208.00	93	324.00	89
82.00	336	147.00	322	211.00	273	334.00	293
83.00	310	148.00	858	216.00	89	354.00	91
85.00	177	149.00	180	217.00	1440	365.00	572
86.00	463	153.00	173	218.00	92	372.00	183
87.00	150	154.00	158	221.00	1409	423.00	913
91.00	296	155.00	327	223.00	359	424.00	141
92.00	275	156.00	589	224.00	3410	441.00	1867
93.00	1904	161.00	122	225.00	863	442.00	12987
98.00	1319	165.00	254	226.00	77	443.00	2347
99.00	846	167.00	1438	227.00	1454	444.00	269
101.00	502	168.00	597	228.00	316		

Date : 17-JUN-2009 13:44

Client ID:

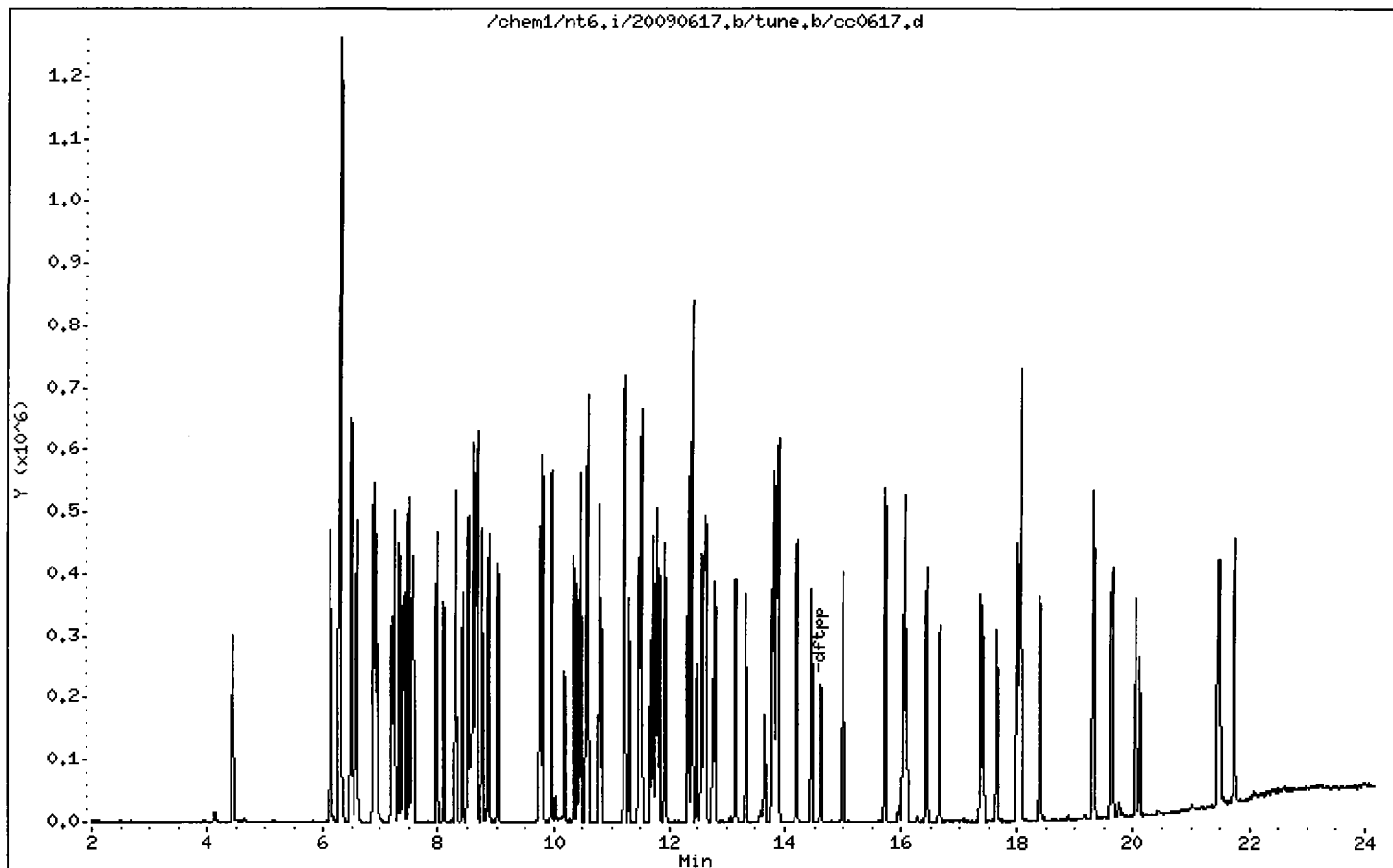
Instrument: nt6.i

Sample Info: ABN 25

Operator: LJR

Column phase: RTX-5

Column diameter: 0.32



ORGANICS ANALYSIS DATA SHEET

PSDDA Semivolatiles by SW8270D GC/MS

Page 1 of 2

Sample ID: MB-061009

METHOD BLANK

Lab Sample ID: MB-061009

LIMS ID: 09-12946

Matrix: Sediment

Data Release Authorized: *[Signature]*

Reported: 06/18/09

QC Report No: PB63-ENVIRONMENTAL SCIENCE CORP.

Project: JELD-WEN NORD DOOR

008.0228.00017

Date Sampled: NA

Date Received: NA

Date Extracted: 06/10/09

Date Analyzed: 06/16/09 12:26

Instrument/Analyst: NT6/LJR

GPC Cleanup: Yes

Sample Amount: 25.0 g

Final Extract Volume: 0.5 mL

Dilution Factor: 1.00

Percent Moisture: NA

CAS Number	Analyte	RL	Result
108-95-2	Phenol	20	< 20 U
541-73-1	1,3-Dichlorobenzene	20	< 20 U
106-46-7	1,4-Dichlorobenzene	20	< 20 U
100-51-6	Benzyl Alcohol	20	< 20 U
95-50-1	1,2-Dichlorobenzene	20	< 20 U
95-48-7	2-Methylphenol	20	< 20 U
106-44-5	4-Methylphenol	20	< 20 U
67-72-1	Hexachloroethane	20	< 20 U
105-67-9	2,4-Dimethylphenol	20	< 20 U
65-85-0	Benzoic Acid	200	< 200 U
120-82-1	1,2,4-Trichlorobenzene	20	< 20 U
91-20-3	Naphthalene	20	< 20 U
87-68-3	Hexachlorobutadiene	20	< 20 U
91-57-6	2-Methylnaphthalene	20	< 20 U
131-11-3	Dimethylphthalate	20	< 20 U
208-96-8	Acenaphthylene	20	< 20 U
83-32-9	Acenaphthene	20	< 20 U
132-64-9	Dibenzofuran	20	< 20 U
84-66-2	Diethylphthalate	20	< 20 U
86-73-7	Fluorene	20	< 20 U
86-30-6	N-Nitrosodiphenylamine	20	< 20 U
118-74-1	Hexachlorobenzene	20	< 20 U
87-86-5	Pentachlorophenol	100	< 100 U
85-01-8	Phenanthrene	20	< 20 U
120-12-7	Anthracene	20	< 20 U
84-74-2	Di-n-Butylphthalate	20	< 20 U
206-44-0	Fluoranthene	20	< 20 U
129-00-0	Pyrene	20	< 20 U
85-68-7	Butylbenzylphthalate	20	< 20 U
56-55-3	Benzo(a)anthracene	20	< 20 U
117-81-7	bis(2-Ethylhexyl)phthalate	20	< 20 U
218-01-9	Chrysene	20	< 20 U
117-84-0	Di-n-Octyl phthalate	20	< 20 U
205-99-2	Benzo(b)fluoranthene	20	< 20 U
207-08-9	Benzo(k)fluoranthene	20	< 20 U
50-32-8	Benzo(a)pyrene	20	< 20 U
193-39-5	Indeno(1,2,3-cd)pyrene	20	< 20 U

ORGANICS ANALYSIS DATA SHEET
PSDDA Semivolatiles by SW8270D GC/MS
 Page 2 of 2

Sample ID: MB-061009
METHOD BLANK

Lab Sample ID: MB-061009
 LIMS ID: 09-12946
 Matrix: Sediment
 Date Analyzed: 06/16/09 12:26

QC Report No: PB63-ENVIROMENTAL SCIENCE CORP.
 Project: JELD-WEN NORD DOOR
 008.0228.00017

CAS Number	Analyte	RL	Result
53-70-3	Dibenz (a,h)anthracene	20	< 20 U
191-24-2	Benzo (g,h,i)perylene	20	< 20 U
90-12-0	1-Methylnaphthalene	20	< 20 U

Reported in µg/kg (ppb)

Semivolatile Surrogate Recovery

d5-Nitrobenzene	54.8%	2-Fluorobiphenyl	58.8%
d14-p-Terphenyl	80.8%	d4-1,2-Dichlorobenzene	52.4%
d5-Phenol	59.2%	2-Fluorophenol	55.7%
2,4,6-Tribromophenol	62.1%	d4-2-Chlorophenol	55.5%

Analytical Resources, Inc.

Semivolatiles Report SW846 Method 8270D

Data file : /chem1/nt6.i/20090616.b/pb63mb.d
 Lab Smp Id: PB63MBS1 Client Smp ID: PB63MBS1
 Inj Date : 16-JUN-2009 12:26
 Operator : LJR/VTS Inst ID: nt6.i
 Smp Info : PB63MBS1
 Misc Info : 09-12946
 Comment : 1ul Injection
 Method : /chem1/nt6.i/20090616.b/SW846.m
 Meth Date : 17-Jun-2009 11:06 jeff Quant Type: ISTD
 Cal Date : 11-JUN-2009 14:21 Cal File: 0050611a.d
 Als bottle: 2 QC Sample: BLANK
 Dil Factor: 1.00000
 Integrator: HP RTE Compound Sublist: PSDDAMBLCS.sub
 Target Version: 3.50

LJR
6/17/09

Concentration Formula: Amt * DF * Vt / (Ws * (100 - M) / 100) * CpndVariable

Name	Value	Description
DF	1.00000	Dilution Factor
Vt	500.00000	Volume of final extract (uL)
Ws	25.00000	Weight of sample extracted (g)
M	0.00000	% Moisture

Cpnd Variable

Local Compound Variable

Compounds	QUANT SIG	RT	EXP RT	REL RT	RESPONSE	CONCENTRATIONS	
						ON-COLUMN (ug/mL)	FINAL (ug/kg)
\$ 1 2-Fluorophenol	112	4.652	4.638	(0.691)	167938	20.9118	418.2
\$ 2 Phenol-d5	99	6.425	6.428	(0.955)	238887	22.1514	443.0
3 Phenol	94	Compound Not Detected.					
\$ 5 2-Chlorophenol-d4	132	6.436	6.438	(0.956)	136654	20.7948	415.9
4 Bis(2-Chloroethyl)ether	93	Compound Not Detected.					
6 2-Chlorophenol	128	Compound Not Detected.					
7 1,3-Dichlorobenzene	146	Compound Not Detected.					
* 8 1,4-Dichlorobenzene-d4	152	6.730	6.732	(1.000)	97409	20.0000	
9 1,4-Dichlorobenzene	146	Compound Not Detected.					
\$ 10 1,2-Dichlorobenzene-d4	152	7.029	7.036	(1.044)	63476	13.0865	261.7
12 1,2-Dichlorobenzene	146	Compound Not Detected.					
11 Benzyl alcohol	108	Compound Not Detected.					
14 2,2'-oxybis(1-Chloropropane)	45	Compound Not Detected.					
13 2-Methylphenol	108	Compound Not Detected.					
17 Hexachloroethane	117	Compound Not Detected.					

Compounds	QUANT SIG MASS	RT	EXP RT	REL RT	RESPONSE	CONCENTRATIONS	
						ON-COLUMN (ug/mL)	FINAL (ug/kg)
16 N-Nitroso-di-n-propylamine	70						
15 4-Methylphenol	108						
\$ 18 Nitrobenzene-d5	82	7.691	7.704	(0.874)	147809	13.6783	273.6
19 Nitrobenzene	77						
20 Isophorone	82						
21 2-Nitrophenol	139						
22 2,4-Dimethylphenol	107						
23 Bis(2-Chloroethoxy)methane	93						
24 Benzoic acid	105						
25 2,4-Dichlorophenol	162						
26 1,2,4-Trichlorobenzene	180						
* 27 Naphthalene-d8	136	8.797	8.804	(1.000)	351858	20.0000	
28 Naphthalene	128						
29 4-Chloroaniline	127						
30 Hexachlorobutadiene	225						
31 4-Chloro-3-methylphenol	107						
32 2-Methylnaphthalene	141						
33 Hexachlorocyclopentadiene	237						
34 2,4,6-Trichlorophenol	196						
35 2,4,5-Trichlorophenol	196						
\$ 36 2-Fluorobiphenyl	172	10.618	10.626	(0.913)	214870	14.6530	293.1
37 2-Chloronaphthalene	162						
38 2-Nitroaniline	65						
39 Dimethylphthalate	163						
40 Acenaphthylene	152						
41 2,6-Dinitrotoluene	165						
* 42 Acenaphthene-d10	164	11.633	11.635	(1.000)	197419	20.0000	
43 3-Nitroaniline	138						
44 Acenaphthene	153						
45 2,4-Dinitrophenol	184						
46 Dibenzofuran	168						
47 4-Nitrophenol	109						
48 2,4-Dinitrotoluene	165						
50 Diethylphthalate	149						
49 Fluorene	166						
51 4-Chlorophenyl-phenylether	204						
52 4-Nitroaniline	138						
53 4,6-Dinitro-2-methylphenol	198						
54 N-Nitrosodiphenylamine	169						
\$ 55 2,4,6-Tribromophenol	330	12.909	12.917	(1.110)	43830	23.2843	465.7
56 4-Bromophenyl-phenylether	248						
57 Hexachlorobenzene	284						
58 Pentachlorophenol	266						
* 59 Phenanthrene-d10	188	13.956	13.964	(1.000)	312850	20.0000	
60 Phenanthrene	178						
61 Anthracene	178						
62 Carbazole	167						

Compounds	QUANT SIG MASS	RT	EXP RT	REL RT	RESPONSE	CONCENTRATIONS	
						ON-COLUMN (ug/mL)	FINAL (ug/kg)
63 Di-n-butylphthalate	149				Compound Not Detected.		
64 Fluoranthene	202				Compound Not Detected.		
65 Pyrene	202				Compound Not Detected.		
\$ 66 Terphenyl-d14	244	16.611	16.613	(0.913)	272278	20.1853	403.7
67 Butylbenzylphthalate	149				Compound Not Detected.		
68 Benzo(a)anthracene	228				Compound Not Detected.		
* 69 Chrysene-d12	240	18.202	18.210	(1.000)	252536	20.0000	
70 3,3'-Dichlorobenzidine	252				Compound Not Detected.		
71 Chrysene	228				Compound Not Detected.		
72 bis(2-Ethylhexyl)phthalate	149				Compound Not Detected.		
* 134 Di-n-octylphthalate-d4	153	19.479	19.486	(1.000)	350781	20.0000	
73 Di-n-octylphthalate	149				Compound Not Detected.		
74 Benzo(b)fluoranthene	252				Compound Not Detected.		
75 Benzo(k)fluoranthene	252				Compound Not Detected.		
76 Benzo(a)pyrene	252				Compound Not Detected.		
* 77 Perylene-d12	264	20.317	20.325	(1.000)	223186	20.0000	
78 Indeno(1,2,3-cd)pyrene	276				Compound Not Detected.		
79 Dibenzo(a,h)anthracene	278				Compound Not Detected.		
80 Benzo(g,h,i)perylene	276				Compound Not Detected.		
90 N-Nitrosodimethylamine	74				Compound Not Detected.		
91 Aniline	93				Compound Not Detected.		
93 Benzidine	184				Compound Not Detected.		
103 Pyridine	79				Compound Not Detected.		
105 1-methylnaphthalene	141				Compound Not Detected.		
111 Azobenzene (1,2-DP-Hydrazine)	77				Compound Not Detected.		

Analytical Resources, Inc.

INTERNAL STANDARD COMPOUNDS
 AREA AND RT SUMMARY

Instrument ID: nt6.i	Calibration Date: 16-JUN-2009
Lab File ID: pb63mb.d	Calibration Time: 11:54
Lab Smp Id: PB63MBS1	Client Smp ID: PB63MBS1
Analysis Type: SV	Level: LOW
Quant Type: ISTD	Sample Type: Solid
Operator: LJR/VTS	
Method File: /chem1/nt6.i/20090616.b/SW846.m	
Misc Info: 09-12946	

Test Mode:
 Use Initial Calibration Level 4.

COMPOUND	STANDARD	AREA LIMIT		SAMPLE	%DIFF
		LOWER	UPPER		
8 1,4-Dichlorobenze	112389	56194	224778	97409	-13.33
27 Naphthalene-d8	384492	192246	768984	351858	-8.49
42 Acenaphthene-d10	217478	108739	434956	197419	-9.22
59 Phenanthrene-d10	336594	168297	673188	312850	-7.05
69 Chrysene-d12	247160	123580	494320	252536	2.18
134 Di-n-octylphthala	347036	173518	694072	350781	1.08
77 Perylene-d12	232938	116469	465876	223186	-4.19

COMPOUND	STANDARD	RT LIMIT		SAMPLE	%DIFF
		LOWER	UPPER		
8 1,4-Dichlorobenze	6.73	6.23	7.23	6.73	-0.03
27 Naphthalene-d8	8.80	8.30	9.30	8.80	-0.09
42 Acenaphthene-d10	11.64	11.14	12.14	11.63	-0.02
59 Phenanthrene-d10	13.96	13.46	14.46	13.96	-0.05
69 Chrysene-d12	18.21	17.71	18.71	18.20	-0.04
134 Di-n-octylphthala	19.49	18.99	19.99	19.48	-0.04
77 Perylene-d12	20.32	19.82	20.82	20.32	-0.04

AREA UPPER LIMIT = +100% of internal standard area.
 AREA LOWER LIMIT = - 50% of internal standard area.
 RT UPPER LIMIT = + 0.50 minutes of internal standard RT.
 RT LOWER LIMIT = - 0.50 minutes of internal standard RT.

Analytical Resources, Inc.

RECOVERY REPORT

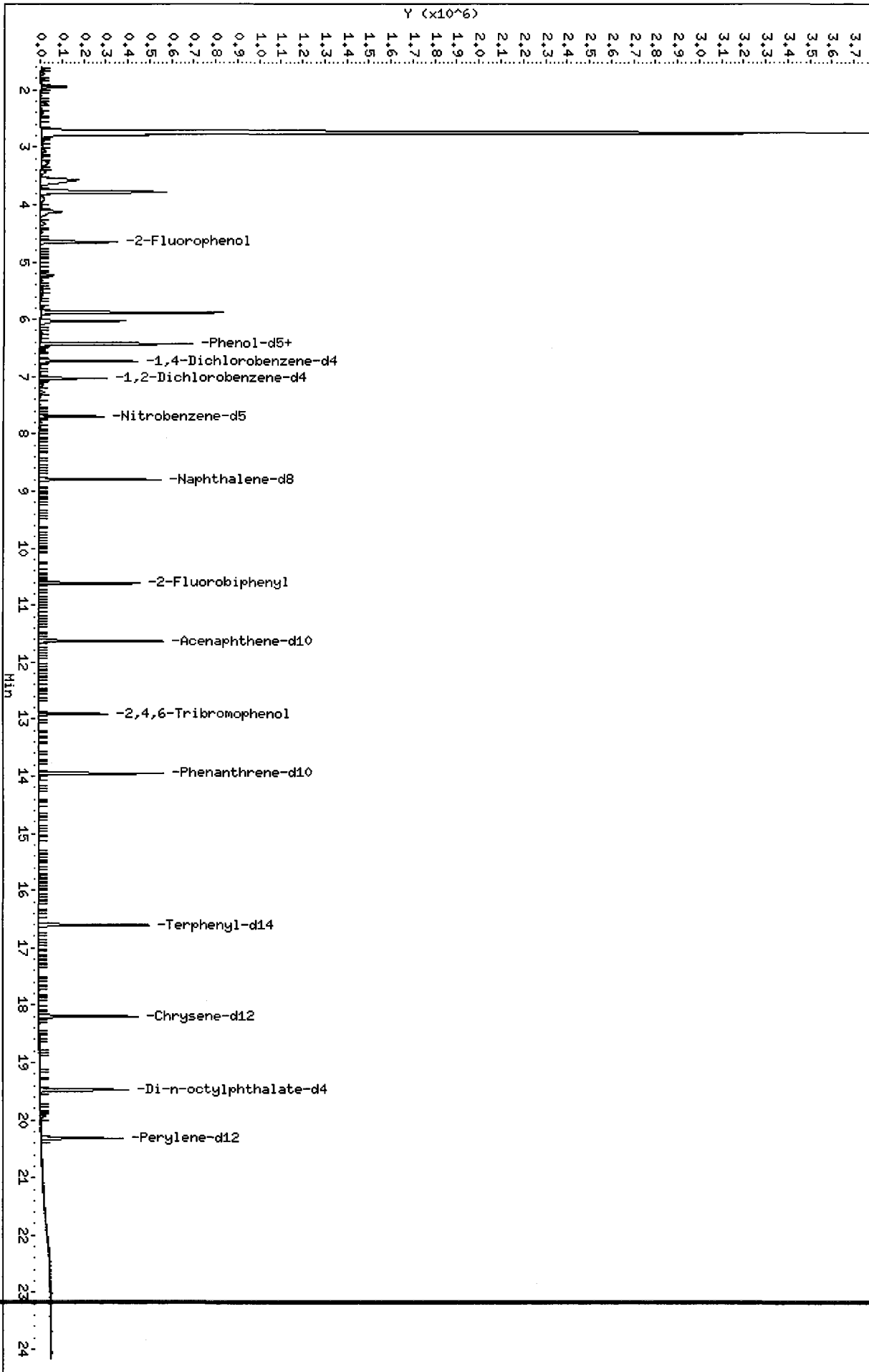
Client Name: ESC Client SDG: PB63
 Sample Matrix: SOLID Fraction: SV
 Lab Smp Id: PB63MBS1 Client Smp ID: PB63MBS1
 Level: LOW Operator: LJR/VTS
 Data Type: MS DATA SampleType: BLANK
 SpikeList File: PSDDALCS.spk Quant Type: ISTD
 Sublist File: PSDDAMBLCS.sub
 Method File: /chem1/nt6.i/20090616.b/SW846.m
 Misc Info: 09-12946

SURROGATE COMPOUND	CONC ADDED ug/kg	CONC RECOVERED ug/kg	% RECOVERED	LIMITS
\$ 1 2-Fluorophenol	750.0	418.2	55.76	26-100
\$ 2 Phenol-d5	750.0	443.0	59.07	10-100
\$ 5 2-Chlorophenol-d4	750.0	415.9	55.45	39-100
\$ 10 1,2-Dichlorobenzen	500.0	261.7	52.35	32-100
\$ 18 Nitrobenzene-d5	500.0	273.6	54.71	34-100
\$ 36 2-Fluorobiphenyl	500.0	293.1	58.61	39-100
\$ 55 2,4,6-Tribromophen	750.0	465.7	62.09	43-108
\$ 66 Terphenyl-d14	500.0	403.7	80.75	39-105

Data File: /chem1/nt6.i/20090616.b/pb63mb.d
Date: 16-JUN-2009 12:26
Client ID: PB63MBS1
Sample Info: PB63MBS1
Volume Injected (uL): 1.0
Column phase: ZB-5

Instrument: nt6.i
Operator: LJR/VTS
Column diameter: 0.32

/chem1/nt6.i/20090616.b/pb63mb.d



ORGANICS ANALYSIS DATA SHEET

PSDDA Semivolatiles by SW8270D GC/MS

Page 1 of 2

Sample ID: 3SED5-B

MATRIX SPIKE

Lab Sample ID: PB63E

LIMS ID: 09-12946

Matrix: Sediment

Data Release Authorized: *[Signature]*

Reported: 06/18/09

QC Report No: PB63-ENVIRONMENTAL SCIENCE CORP.

Project: JELD-WEN NORD DOOR

008.0228.00017

Date Sampled: 06/05/09

Date Received: 06/05/09

Date Extracted: 06/10/09

Date Analyzed: 06/16/09 16:16

Instrument/Analyst: NT6/LJR

GPC Cleanup: Yes

Sample Amount: 25.4 g-dry-wt

Final Extract Volume: 0.5 mL

Dilution Factor: 1.00

Percent Moisture: 35.1%

CAS Number	Analyte	RL	Result
108-95-2	Phenol	20	---
541-73-1	1,3-Dichlorobenzene	20	---
106-46-7	1,4-Dichlorobenzene	20	---
100-51-6	Benzyl Alcohol	20	---
95-50-1	1,2-Dichlorobenzene	20	---
95-48-7	2-Methylphenol	20	---
106-44-5	4-Methylphenol	20	---
67-72-1	Hexachloroethane	20	---
105-67-9	2,4-Dimethylphenol	20	---
65-85-0	Benzoic Acid	200	---
120-82-1	1,2,4-Trichlorobenzene	20	---
91-20-3	Naphthalene	20	---
87-68-3	Hexachlorobutadiene	20	---
91-57-6	2-Methylnaphthalene	20	---
131-11-3	Dimethylphthalate	20	---
208-96-8	Acenaphthylene	20	---
83-32-9	Acenaphthene	20	---
132-64-9	Dibenzofuran	20	---
84-66-2	Diethylphthalate	20	---
86-73-7	Fluorene	20	---
86-30-6	N-Nitrosodiphenylamine	20	---
118-74-1	Hexachlorobenzene	20	---
87-86-5	Pentachlorophenol	98	---
85-01-8	Phenanthrene	20	---
120-12-7	Anthracene	20	---
84-74-2	Di-n-Butylphthalate	20	---
206-44-0	Fluoranthene	20	---
129-00-0	Pyrene	20	---
85-68-7	Butylbenzylphthalate	20	---
56-55-3	Benzo(a)anthracene	20	---
117-81-7	bis(2-Ethylhexyl)phthalate	20	---
218-01-9	Chrysene	20	---
117-84-0	Di-n-Octyl phthalate	20	---
205-99-2	Benzo(b)fluoranthene	20	---
207-08-9	Benzo(k)fluoranthene	20	---
50-32-8	Benzo(a)pyrene	20	---
193-39-5	Indeno(1,2,3-cd)pyrene	20	---

ORGANICS ANALYSIS DATA SHEET
PSDDA Semivolatiles by SW8270D GC/MS
 Page 2 of 2

Sample ID: 3SED5-B
MATRIX SPIKE

Lab Sample ID: PB63E
 LIMS ID: 09-12946
 Matrix: Sediment
 Date Analyzed: 06/16/09 16:16

QC Report No: PB63-ENVIRONMENTAL SCIENCE CORP.
 Project: JELD-WEN NORD DOOR
 008.0228.00017

CAS Number	Analyte	RL	Result
53-70-3	Dibenz (a,h) anthracene	20	---
191-24-2	Benzo (g,h,i) perylene	20	---
90-12-0	1-Methylnaphthalene	20	---

Reported in µg/kg (ppb)

Semivolatile Surrogate Recovery

d5-Nitrobenzene	58.4%	2-Fluorobiphenyl	69.2%
d14-p-Terphenyl	68.0%	d4-1,2-Dichlorobenzene	54.0%
d5-Phenol	68.0%	2-Fluorophenol	61.3%
2,4,6-Tribromophenol	72.8%	d4-2-Chlorophenol	64.5%

Analytical Resources, Inc.

Semivolatiles Report SW846 Method 8270D
 Data file : /chem1/nt6.i/20090616.b/pb63ems.d
 Lab Smp Id: PB63EMS Client Smp ID: 3SED5-B MS
 Inj Date : 16-JUN-2009 16:16
 Operator : LJR/VTS Inst ID: nt6.i
 Smp Info : PB63EMS
 Misc Info : 09-12946
 Comment : 1ul Injection
 Method : /chem1/nt6.i/20090616.b/SW846.m
 Meth Date : 17-Jun-2009 11:06 jeff Quant Type: ISTD
 Cal Date : 11-JUN-2009 14:21 Cal File: 0050611a.d
 Als bottle: 9 QC Sample: MS
 Dil Factor: 1.00000
 Integrator: HP RTE Compound Sublist: PSDDA.sub
 Target Version: 3.50

LJR
6/17/09

Concentration Formula: Amt * DF * Vt / (Ws * (100 - M) / 100) * CpndVariable

Name	Value	Description
DF	1.00000	Dilution Factor
Vt	500.00000	Volume of final extract (uL)
Ws	39.10000	Weight of sample extracted (g)
M	35.10000	% Moisture

Cpnd Variable

Local Compound Variable

Compounds	QUANT SIG	RT	EXP RT	REL RT	RESPONSE	CONCENTRATIONS	
						ON-COLUMN (ug/mL)	FINAL (ug/kg)
\$ 1 2-Fluorophenol	112	4.697	4.638	(0.696)	188550	22.9541	452.3
\$ 2 Phenol-d5	99	6.502	6.428	(0.964)	281577	25.5268	503.0
3 Phenol	94	6.524	6.444	(0.967)	190709	16.0076	315.4
\$ 5 2-Chlorophenol-d4	132	6.470	6.438	(0.959)	162353	24.1537	475.9
4 Bis(2-Chloroethyl) ether	93	6.460	6.444	(0.957)	140759	15.6521	308.4
6 2-Chlorophenol	128	6.492	6.465	(0.962)	127396	16.9293	333.6
7 1,3-Dichlorobenzene	146	6.673	6.662	(0.989)	109157	13.3237	262.5
* 8 1,4-Dichlorobenzene-d4	152	6.748	6.732	(1.000)	99634	20.0000	
9 1,4-Dichlorobenzene	146	6.769	6.759	(1.003)	113505	13.8351	272.6
\$ 10 1,2-Dichlorobenzene-d4	152	7.042	7.036	(1.044)	67041	13.5128	266.3
12 1,2-Dichlorobenzene	146	7.063	7.052	(1.047)	112293	13.9423	274.7
11 Benzyl alcohol	108	7.106	7.084	(1.053)	153870	27.5890	543.6
14 2,2'-oxybis(1-Chloropropane)	45	7.362	7.351	(1.091)	222211	19.9462	393.0
13 2-Methylphenol	108	7.410	7.384	(1.098)	134002	17.1751	338.4
17 Hexachloroethane	117	7.549	7.544	(1.119)	47135	12.4288	244.9

Compounds	QUANT SIG				RESPONSE	CONCENTRATIONS	
	MASS	RT	EXP RT	REL RT		ON-COLUMN (ug/mL)	FINAL (ug/kg)
16 N-Nitroso-di-n-propylamine	70	7.586	7.576	(1.124)	120091	16.2376	319.9
15 4-Methylphenol	108	7.661	7.629	(1.135)	293929	36.8565	726.2
\$ 18 Nitrobenzene-d5	82	7.709	7.704	(0.875)	154432	14.6335	288.3
19 Nitrobenzene	77	7.736	7.731	(0.878)	165591	15.1159	297.8
20 Isophorone	82	8.147	8.131	(0.925)	300989	16.4288	323.7
21 2-Nitrophenol	139	8.259	8.254	(0.938)	63500	15.9125	313.5
22 2,4-Dimethylphenol	107	8.468	8.452	(0.961)	147679	16.9075	333.1
23 Bis(2-Chloroethoxy)methane	93	8.580	8.575	(0.974)	165827	16.4301	323.7
24 Benzoic acid	105	8.820	8.799	(1.001)	282644	51.7823	1020
25 2,4-Dichlorophenol	162	8.681	8.671	(0.985)	106231	18.6772	368.0
26 1,2,4-Trichlorobenzene	180	8.767	8.767	(0.995)	106698	15.4470	304.4
* 27 Naphthalene-d8	136	8.810	8.804	(1.000)	343626	20.0000	
28 Naphthalene	128	8.842	8.836	(1.004)	324669	15.8936	313.2
29 4-Chloroaniline	127	9.071	9.023	(1.030)	36510	4.14569	81.69 (RM)
30 Hexachlorobutadiene	225	9.183	9.183	(1.042)	61273	15.8574	312.5
31 4-Chloro-3-methylphenol	107	9.921	9.899	(1.126)	135977	18.8802	372.0
32 2-Methylnaphthalene	141	9.963	9.958	(1.131)	186061	16.7203	329.5
33 Hexachlorocyclopentadiene	237	10.348	10.342	(0.889)	51344	14.1453	278.7
34 2,4,6-Trichlorophenol	196	10.513	10.503	(0.903)	82263	20.1604	397.2
35 2,4,5-Trichlorophenol	196	10.588	10.567	(0.909)	86909	20.7798	409.4
\$ 36 2-Fluorobiphenyl	172	10.626	10.626	(0.912)	246181	17.3323	341.5
37 2-Chloronaphthalene	162	10.727	10.722	(0.921)	227620	17.8823	352.3
38 2-Nitroaniline	65	10.999	10.989	(0.944)	104185	19.6784	387.7
39 Dimethylphthalate	163	11.400	11.389	(0.979)	271683	19.4749	383.7
40 Acenaphthylene	152	11.389	11.384	(0.978)	371468	19.5453	385.1
41 2,6-Dinitrotoluene	165	11.475	11.469	(0.985)	58996	19.4519	383.3
* 42 Acenaphthene-d10	164	11.646	11.635	(1.000)	191223	20.0000	
43 3-Nitroaniline	138	11.678	11.667	(1.003)	42405	12.2456	241.3
44 Acenaphthene	153	11.694	11.683	(1.004)	224139	18.6865	368.2
45 2,4-Dinitrophenol	184	11.854	11.838	(1.018)	82362	55.0132	1084
46 Dibenzofuran	168	11.955	11.950	(1.027)	327739	18.9106	372.6
47 4-Nitrophenol	109	12.094	12.068	(1.039)	45075	20.4126	402.2
48 2,4-Dinitrotoluene	165	12.094	12.084	(1.039)	78966	20.0774	395.6
50 Diethylphthalate	149	12.543	12.543	(1.077)	263016	20.7132	408.1
49 Fluorene	166	12.500	12.495	(1.073)	278419	19.6400	387.0
51 4-Chlorophenyl-phenylether	204	12.559	12.554	(1.078)	134739	19.2576	379.4
52 4-Nitroaniline	138	12.661	12.650	(1.087)	17813	5.78873	114.1 (R)
53 4,6-Dinitro-2-methylphenol	198	12.741	12.730	(0.912)	131449	61.8901	1219
54 N-Nitrosodiphenylamine	169	12.778	12.773	(0.914)	186715	21.2192	418.1
\$ 55 2,4,6-Tribromophenol	330	12.928	12.917	(1.110)	49770	27.2966	537.8
56 4-Bromophenyl-phenylether	248	13.323	13.317	(0.953)	76929	21.4477	422.6
57 Hexachlorobenzene	284	13.510	13.504	(0.967)	73786	20.1557	397.1
58 Pentachlorophenol	266	13.836	13.825	(0.990)	40953	24.4964	482.7
* 59 Phenanthrene-d10	188	13.974	13.964	(1.000)	282035	20.0000	
60 Phenanthrene	178	14.012	14.001	(1.003)	569417	31.8085	626.7 (R)
61 Anthracene	178	14.076	14.071	(1.007)	366986	20.2214	398.4
62 Carbazole	167	14.396	14.386	(1.030)	333901	22.3890	441.1

Compounds	QUANT SIG				RESPONSE	CONCENTRATIONS	
	MASS	RT	EXP RT	REL RT		ON-COLUMN (ug/mL)	FINAL (ug/kg)
63 Di-n-butylphthalate	149	15.176	15.165	(1.086)	388849	21.7928	429.4
64 Fluoranthene	202	15.919	15.903	(1.139)	900825	49.2893	971.2 (R)
65 Pyrene	202	16.255	16.239	(0.892)	823313	32.6814	643.9 (R)
\$ 66 Terphenyl-d14	244	16.624	16.613	(0.912)	276520	17.0251	335.5
67 Butylbenzylphthalate	149	17.548	17.532	(0.963)	195416	19.2076	378.5
68 Benzo(a)anthracene	228	18.205	18.183	(0.999)	504271	22.4679	442.7
* 69 Chrysene-d12	240	18.226	18.210	(1.000)	304091	20.0000	
70 3,3'-Dichlorobenzidine	252	18.269	18.242	(1.002)	35567	4.32278	85.17 (RM)
71 Chrysene	228	18.263	18.247	(1.002)	597339	27.7956	547.7 (R)
72 bis(2-Ethylhexyl)phthalate	149	18.573	18.557	(0.952)	286205	20.2392	398.8
* 134 Di-n-octylphthalate-d4	153	19.508	19.486	(1.000)	455943	20.0000	
73 Di-n-octylphthalate	149	19.513	19.492	(1.000)	435795	17.7319	349.4
74 Benzo(b)fluoranthene	252	19.850	19.812	(0.975)	504000	27.0308	532.6 (M)
75 Benzo(k)fluoranthene	252	19.876	19.844	(0.976)	485159	25.3335	499.2 (M)
76 Benzo(a)pyrene	252	20.277	20.245	(0.996)	383903	22.7452	448.2
* 77 Perylene-d12	264	20.357	20.325	(1.000)	257299	20.0000	
78 Indeno(1,2,3-cd)pyrene	276	21.708	21.660	(1.066)	314580	13.9813	275.5
79 Dibenzo(a,h)anthracene	278	21.735	21.698	(1.068)	252572	14.7857	291.3
80 Benzo(g,h,i)perylene	276	21.991	21.954	(1.080)	243323	12.3740	243.8
90 N-Nitrosodimethylamine	74	1.861	1.818	(0.276)	115948	18.3683	361.9
91 Aniline	93	Compound Not Detected.					
93 Benzidine	184	Compound Not Detected.					
103 Pyridine	79	1.866	1.807	(0.277)	37857	3.49621	68.89
105 1-methylnaphthalene	141	10.129	10.124	(1.150)	195530	18.3481	361.5
111 Azobenzene (1,2-DP-Hydrazine)	77	12.805	12.799	(1.100)	399127	19.6406	387.0

QC Flag Legend

R - Spike/Surrogate failed recovery limits.
 M - Compound response manually integrated.

Analytical Resources, Inc.

INTERNAL STANDARD COMPOUNDS
 AREA AND RT SUMMARY

Instrument ID: nt6.i
 Lab File ID: pb63ems.d
 Lab Smp Id: PB63EMS
 Analysis Type: SV
 Quant Type: ISTD
 Operator: LJR/VTS
 Method File: /chem1/nt6.i/20090616.b/SW846.m
 Misc Info: 09-12946

Calibration Date: 16-JUN-2009
 Calibration Time: 11:54
 Client Smp ID: 3SED5-B MS
 Level: LOW
 Sample Type: Sediment

Test Mode:
 Use Initial Calibration Level 4.

COMPOUND	STANDARD	AREA LIMIT		SAMPLE	%DIFF
		LOWER	UPPER		
8 1,4-Dichlorobenze	112389	56194	224778	99634	-11.35
27 Naphthalene-d8	384492	192246	768984	343626	-10.63
42 Acenaphthene-d10	217478	108739	434956	191223	-12.07
59 Phenanthrene-d10	336594	168297	673188	282035	-16.21
69 Chrysene-d12	247160	123580	494320	304091	23.03
134 Di-n-octylphthala	347036	173518	694072	455943	31.38
77 Perylene-d12	232938	116469	465876	257299	10.46

COMPOUND	STANDARD	RT LIMIT		SAMPLE	%DIFF
		LOWER	UPPER		
8 1,4-Dichlorobenze	6.73	6.23	7.23	6.75	0.24
27 Naphthalene-d8	8.80	8.30	9.30	8.81	0.06
42 Acenaphthene-d10	11.64	11.14	12.14	11.65	0.09
59 Phenanthrene-d10	13.96	13.46	14.46	13.97	0.08
69 Chrysene-d12	18.21	17.71	18.71	18.23	0.09
134 Di-n-octylphthala	19.49	18.99	19.99	19.51	0.11
77 Perylene-d12	20.32	19.82	20.82	20.36	0.16

AREA UPPER LIMIT = +100% of internal standard area.
 AREA LOWER LIMIT = - 50% of internal standard area.
 RT UPPER LIMIT = + 0.50 minutes of internal standard RT.
 RT LOWER LIMIT = - 0.50 minutes of internal standard RT.

Analytical Resources, Inc.

RECOVERY REPORT

Client Name: ESC Client SDG: PB63
 Sample Matrix: SOLID Fraction: SV
 Lab Smp Id: PB63EMS Client Smp ID: 3SED5-B MS
 Level: LOW Operator: LJR/VTS
 Data Type: MS DATA SampleType: MS
 SpikeList File: PSDDALCS.spk Quant Type: ISTD
 Sublist File: PSDDA.sub
 Method File: /chem1/nt6.i/20090616.b/SW846.m
 Misc Info: 09-12946

SPIKE COMPOUND	CONC ADDED ug/kg	CONC RECOVERED ug/kg	% RECOVERED	LIMITS
3 Phenol	492.6	315.4	64.03	31-102
4 Bis(2-Chloroethyl)	492.6	308.4	62.61	30-100
6 2-Chlorophenol	492.6	333.6	67.72	36-100
7 1,3-Dichlorobenzen	492.6	262.5	53.29	32-100
9 1,4-Dichlorobenzen	492.6	272.6	55.34	33-100
11 Benzyl alcohol	985.2	543.6	55.18	10-100
12 1,2-Dichlorobenzen	492.6	274.7	55.77	34-100
13 2-Methylphenol	492.6	338.4	68.70	34-100
14 2,2'-oxybis(1-Chlo	492.6	393.0	79.78	29-100
15 4-Methylphenol	985.2	726.2	73.71	39-100
16 N-Nitroso-di-n-pro	492.6	319.9	64.95	32-100
17 Hexachloroethane	492.6	244.9	49.72	29-100
19 Nitrobenzene	492.6	297.8	60.46	28-100
20 Isophorone	492.6	323.7	65.72	46-100
21 2-Nitrophenol	492.6	313.5	63.65	37-100
22 2,4-Dimethylphenol	492.6	333.1	67.63	19-100
23 Bis(2-Chloroethoxy	492.6	323.7	65.72	38-100
24 Benzoic acid	1478	1020	69.04	21-123
25 2,4-Dichlorophenol	492.6	368.0	74.71	39-100
26 1,2,4-Trichloroben	492.6	304.4	61.79	36-100
28 Naphthalene	492.6	313.2	63.57	37-100
29 4-Chloroaniline	1182	81.69	6.91	10-100
30 Hexachlorobutadien	492.6	312.5	63.43	33-100
31 4-Chloro-3-methylp	492.6	372.0	75.52	42-102
32 2-Methylnaphthalen	492.6	329.5	66.88	41-100
33 Hexachlorocyclopen	1478	278.7	18.86	15-104
34 2,4,6-Trichlorophe	492.6	397.2	80.64	42-100
35 2,4,5-Trichlorophe	492.6	409.4	83.12	43-100
37 2-Chloronaphthalen	492.6	352.3	71.53	36-100
38 2-Nitroaniline	492.6	387.7	78.71	41-100
39 Dimethylphthalate	492.6	383.7	77.90	48-100
40 Acenaphthylene	492.6	385.1	78.18	42-100
41 2,6-Dinitrotoluene	492.6	383.3	77.81	44-106

SPIKE COMPOUND	CONC ADDED ug/kg	CONC RECOVERED ug/kg	% RECOVERED	LIMITS
43 3-Nitroaniline	1261	241.3	19.13	15-108
44 Acenaphthene	492.6	368.2	74.75	38-100
45 2,4-Dinitrophenol	1478	1084	73.35	20-140
46 Dibenzofuran	492.6	372.6	75.64	45-100
47 4-Nitrophenol	492.6	402.2	81.65	21-108
48 2,4-Dinitrotoluene	492.6	395.6	80.31	48-111
49 Fluorene	492.6	387.0	78.56	45-100
50 Diethylphthalate	492.6	408.1	82.85	48-102
51 4-Chlorophenyl-phe	492.6	379.4	77.03	45-100
52 4-Nitroaniline	492.6	114.1	23.15*	25-100
53 4,6-Dinitro-2-meth	1478	1219	82.52	23-115
54 N-Nitrosodiphenyla	492.6	418.1	84.88	50-128
56 4-Bromophenyl-phen	492.6	422.6	85.79	45-100
57 Hexachlorobenzene	492.6	397.1	80.62	44-101
58 Pentachlorophenol	492.6	482.7	97.99	35-105
60 Phenanthrene	492.6	626.7	127.23*	45-100
61 Anthracene	492.6	398.4	80.89	43-100
62 Carbazole	492.6	441.1	89.56	51-106
63 Di-n-butylphthalat	492.6	429.4	87.17	51-109
64 Fluoranthene	492.6	971.2	197.16*	52-107
65 Pyrene	492.6	643.9	130.73*	41-113
67 Butylbenzylphthala	492.6	378.5	76.83	40-118
68 Benzo(a)anthracene	492.6	442.7	89.87	44-106
70 3,3'-Dichlorobenzi	1261	85.17	6.75*	10-100
71 Chrysene	492.6	547.7	111.18*	48-102
72 bis(2-Ethylhexyl)p	492.6	398.8	80.96	38-125
73 Di-n-octylphthalat	492.6	349.4	70.93	29-116
74 Benzo(b)fluoranthene	492.6	532.6	108.12	49-112
75 Benzo(k)fluoranthene	492.6	499.2	101.33	48-116
76 Benzo(a)pyrene	492.6	448.2	90.98	41-100
78 Indeno(1,2,3-cd)py	492.6	275.5	55.93	29-117
79 Dibenzo(a,h)anthra	492.6	291.3	59.14	34-117
80 Benzo(g,h,i)peryle	492.6	243.8	49.50	24-122
91 Aniline	1202	0.000	*	10-100
111 Azobenzene (1,2-DP	492.6	387.0	78.56	44-101
90 N-Nitrosodimethyla	492.6	361.9	73.47	25-100
105 1-methylnaphthalen	492.6	361.5	73.39	40-100
103 Pyridine	492.6	68.89	13.98	10-100

OK

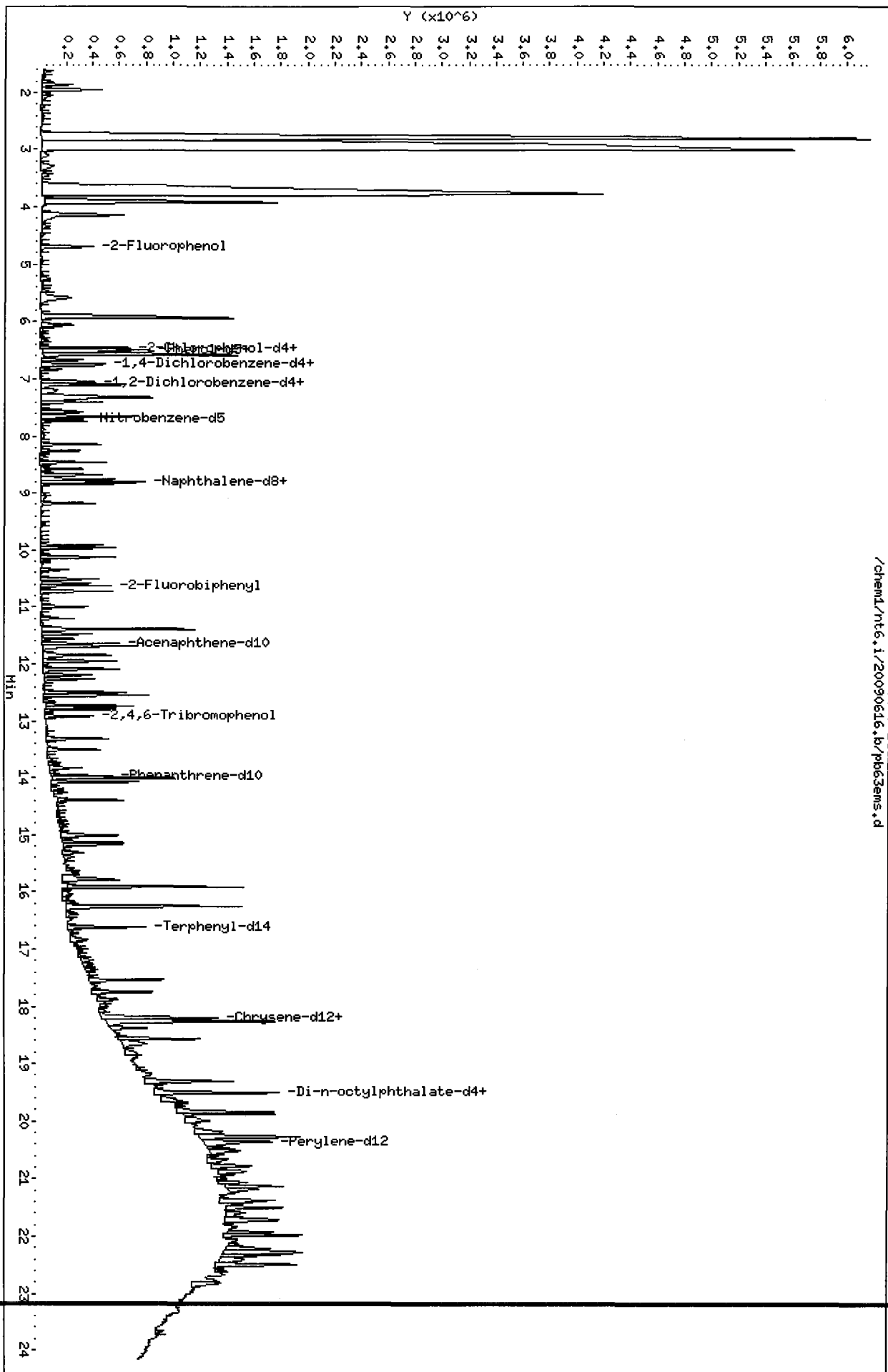
SURROGATE COMPOUND	CONC ADDED ug/kg	CONC RECOVERED ug/kg	% RECOVERED	LIMITS
\$ 1 2-Fluorophenol	738.9	452.3	61.21	21-100
\$ 2 Phenol-d5	738.9	503.0	68.07	10-100

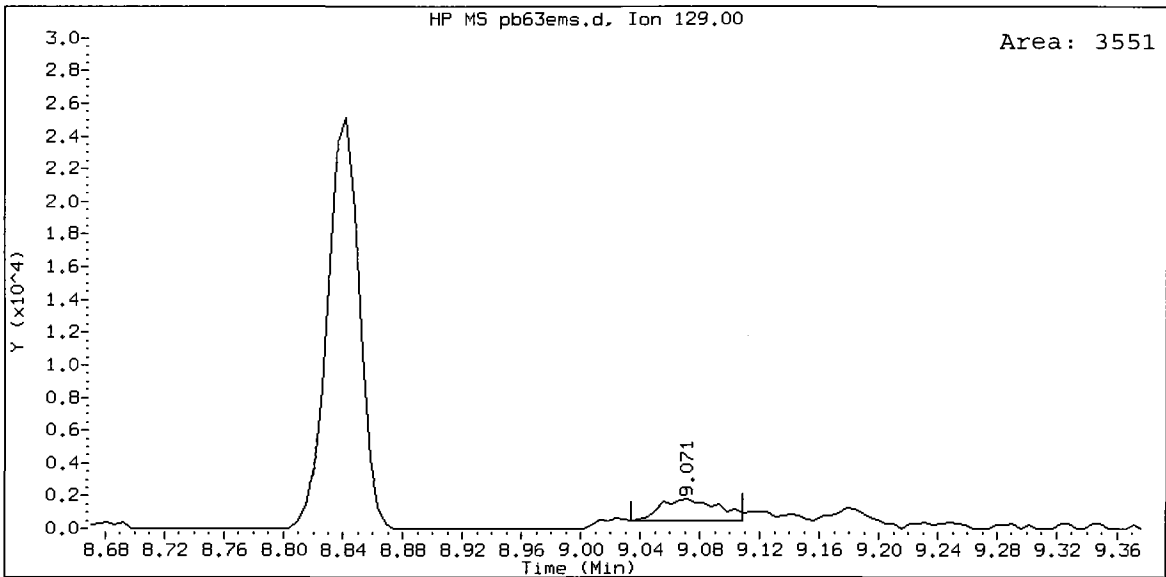
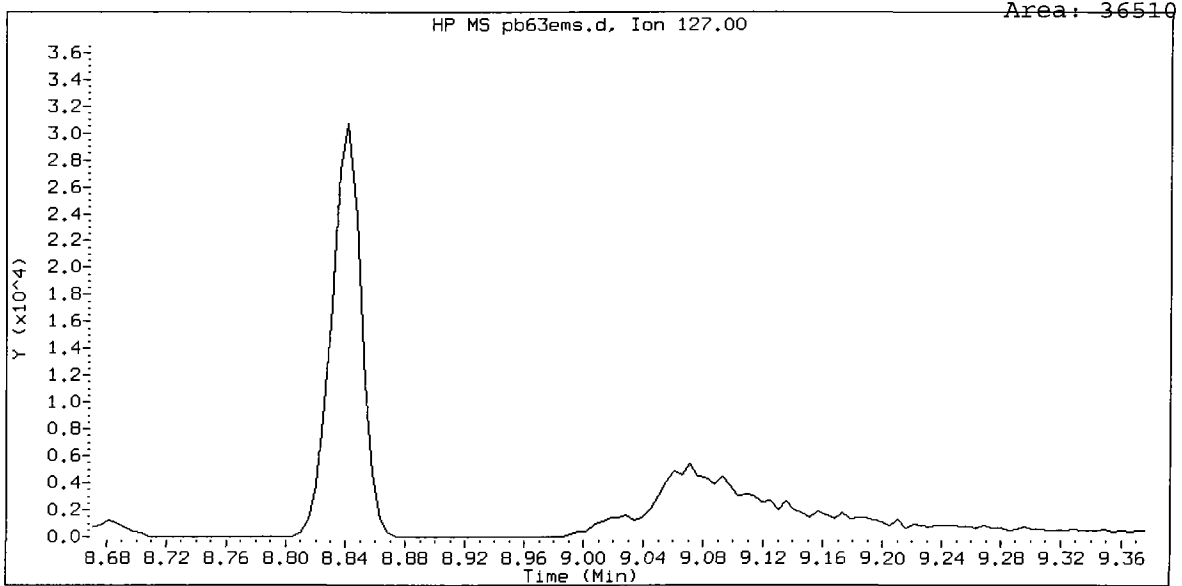
SURROGATE COMPOUND	CONC ADDED ug/kg	CONC RECOVERED ug/kg	% RECOVERED	LIMITS
\$ 5 2-Chlorophenol-d4	738.9	475.9	64.41	30-100
\$ 10 1,2-Dichlorobenzen	492.6	266.3	54.05	24-100
\$ 18 Nitrobenzene-d5	492.6	288.3	58.53	26-100
\$ 36 2-Fluorobiphenyl	492.6	341.5	69.33	32-100
\$ 55 2,4,6-Tribromophen	738.9	537.8	72.79	33-118
\$ 66 Terphenyl-d14	492.6	335.5	68.10	21-97

Data File: /chem1/nt6.i/20090616.b/pb63ems.d
Date: 16-JUN-2009 16:16
Client ID: 3SEDS-B HS
Sample Info: PB63EMS
Volume Injected (uL): 1.0
Column phase: ZB-5

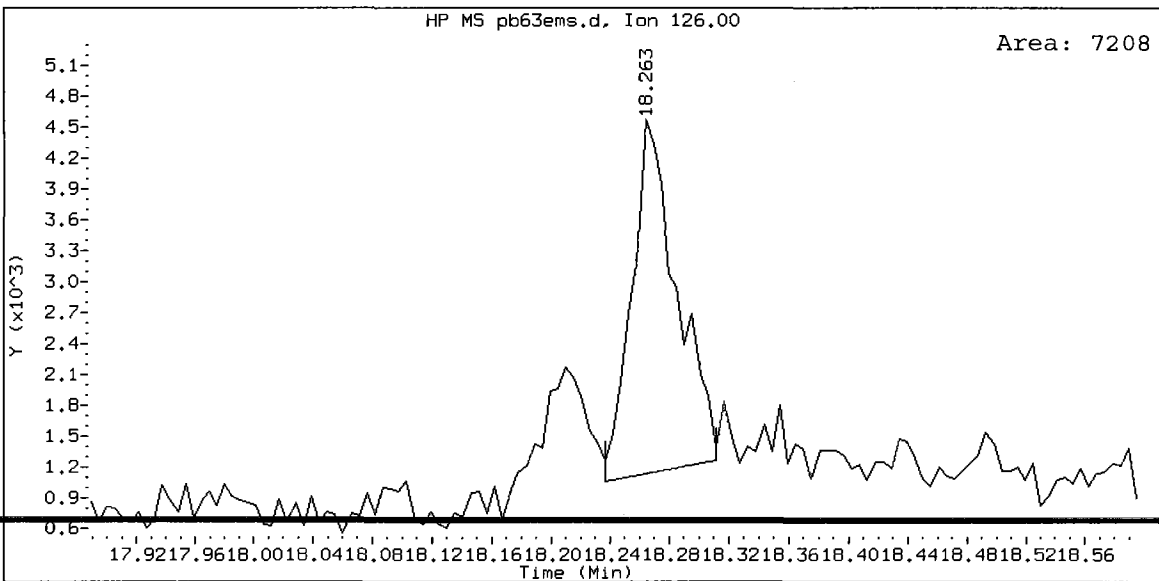
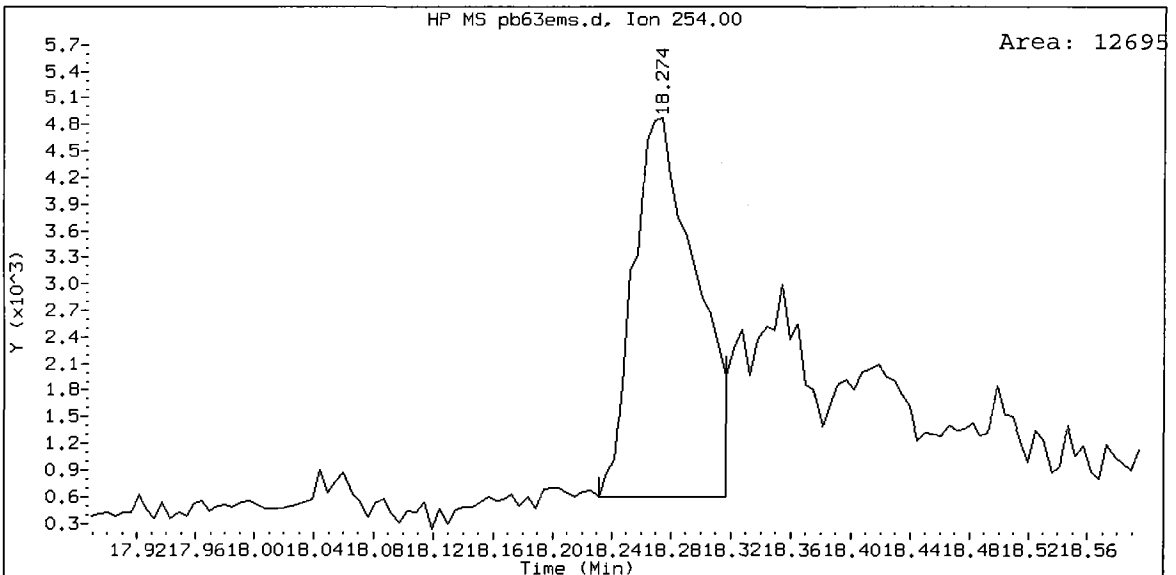
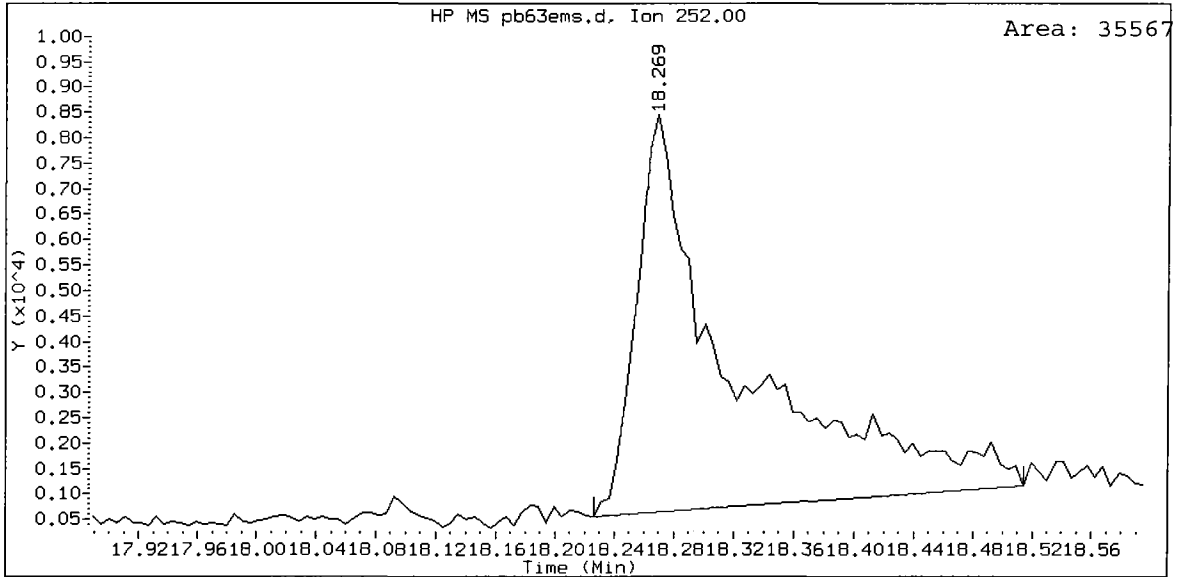
Instrument: nt6.1
Operator: LJR/VTS
Column diameter: 0.32

/chem1/nt6.i/20090616.b/pb63ems.d

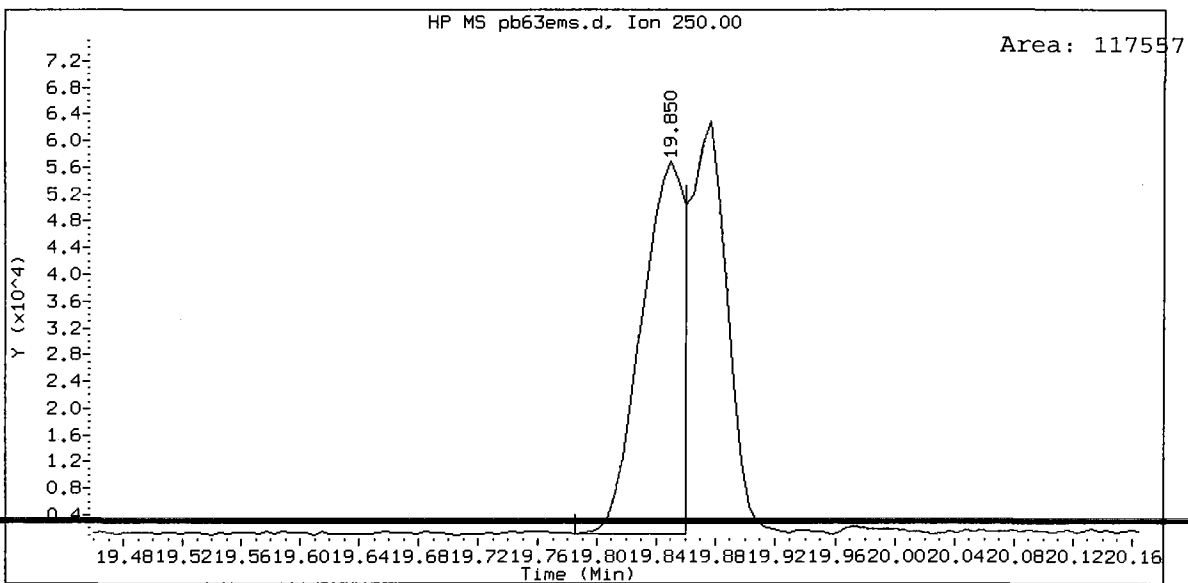
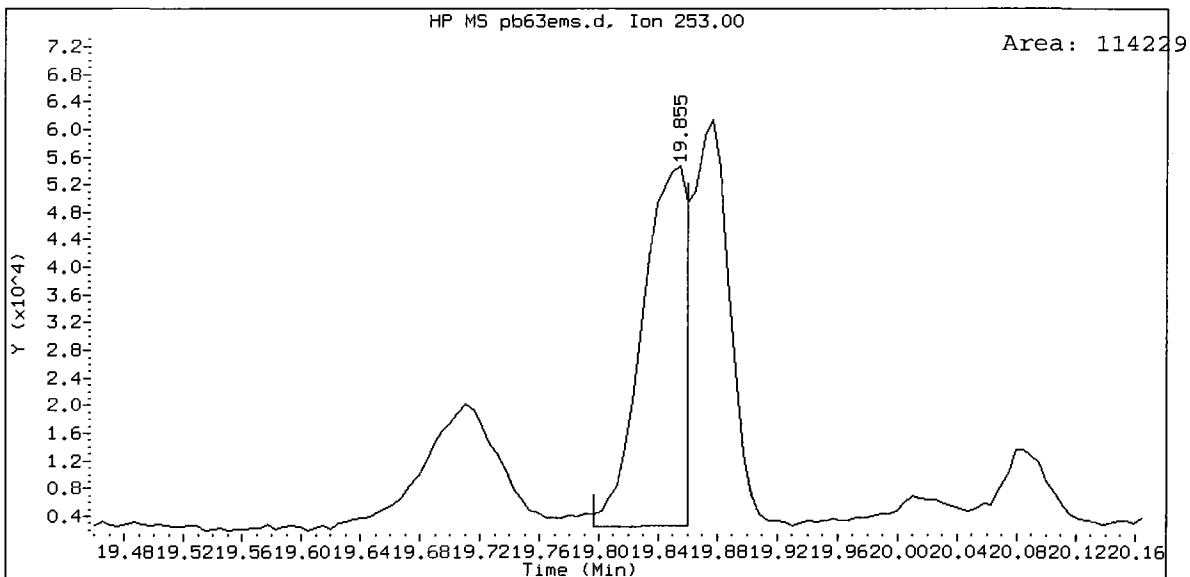
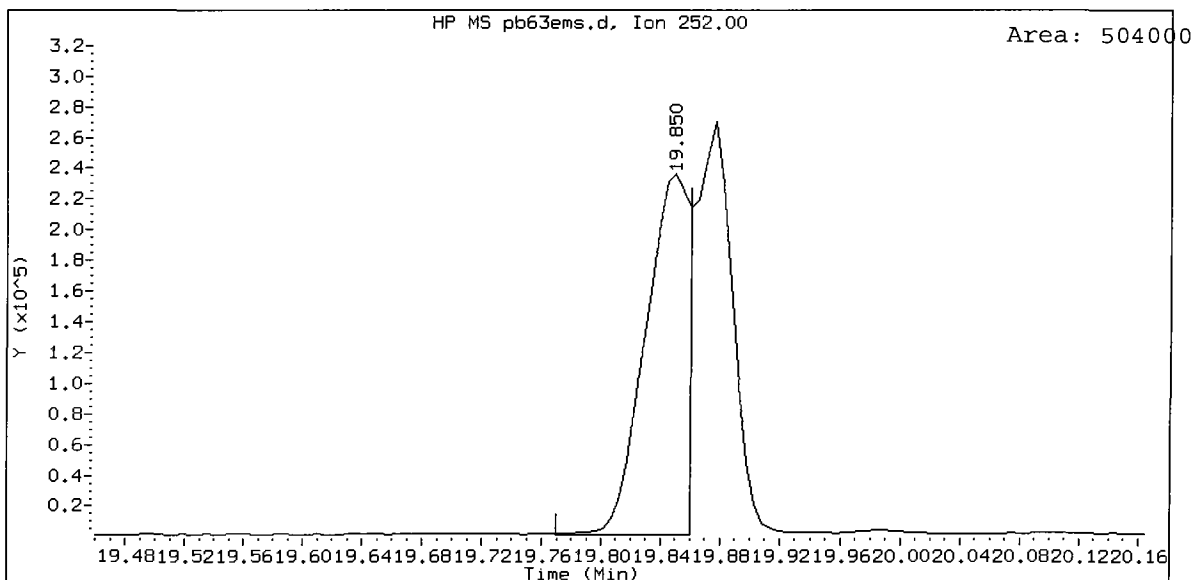




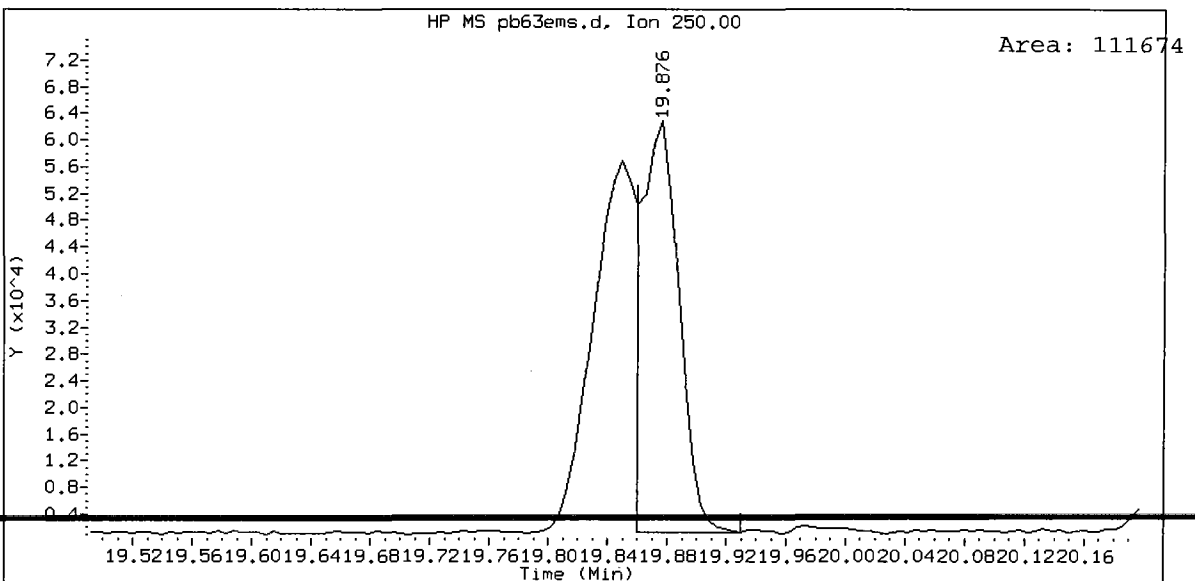
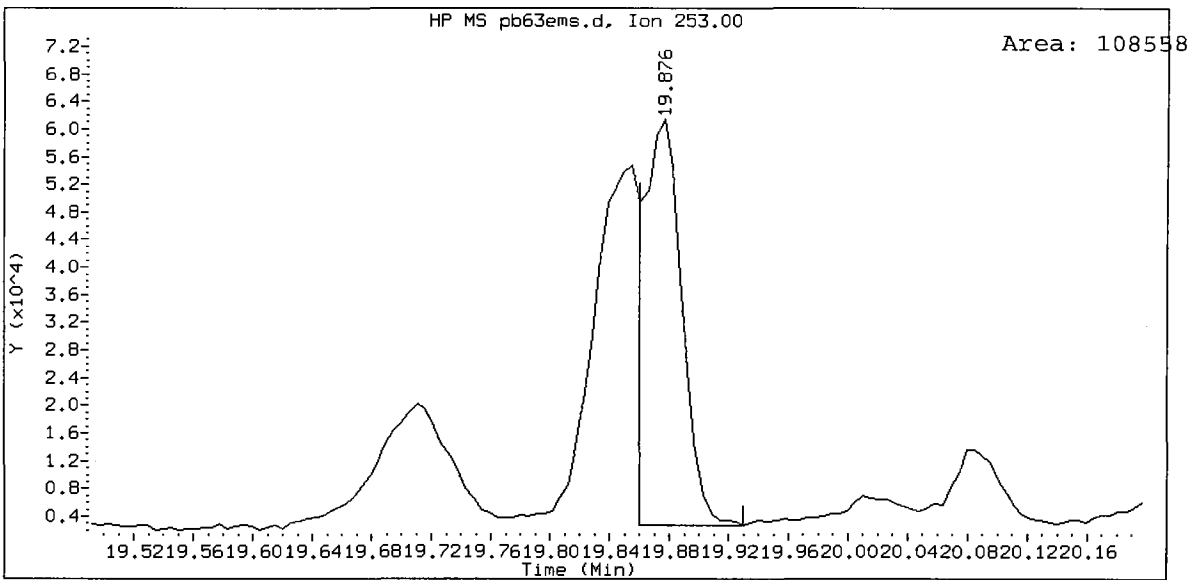
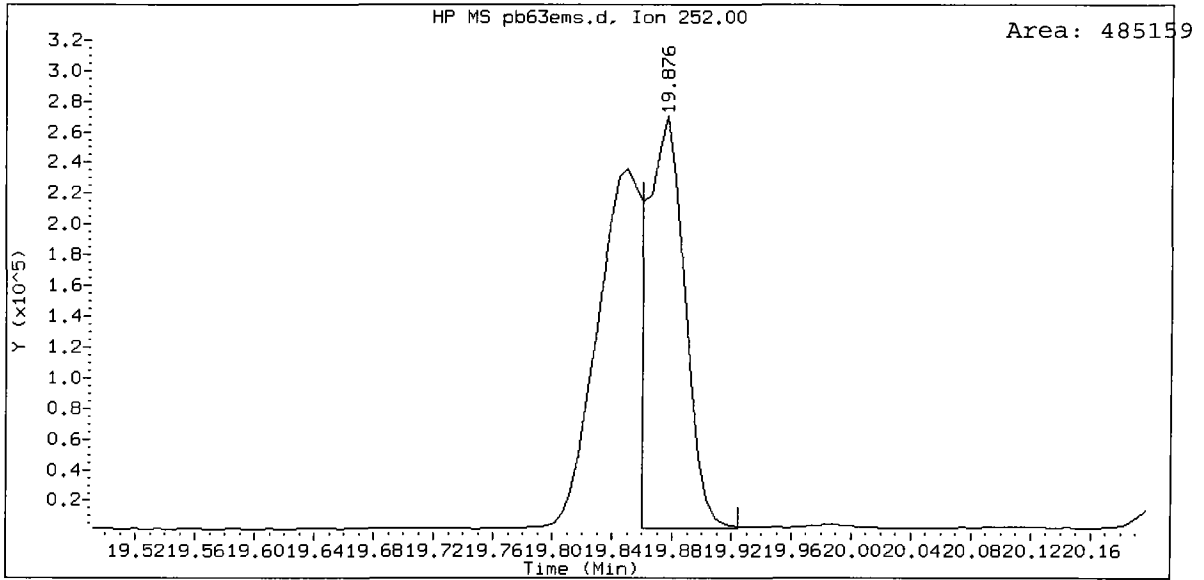
PB63EMS, /chem1/nt6.i/20090616.b/pb63ems.d
3,3'-Dichlorobenzidine Amount: 4.32



PB63EMS, /chem1/nt6.i/20090616.b/pb63ems.d
Benzo(b)fluoranthene Amount: 27.03



PB63EMS, /chem1/nt6.i/20090616.b/pb63ems.d
Benzo(k)fluoranthene Amount: 25.33



ORGANICS ANALYSIS DATA SHEET

PSDDA Semivolatiles by SW8270D GC/MS

Page 1 of 2

Sample ID: 3SED5-B

MATRIX SPIKE DUPLICATE

Lab Sample ID: PB63E

LIMS ID: 09-12946

Matrix: Sediment

Data Release Authorized: *[Signature]*

Reported: 06/18/09

QC Report No: PB63-ENVIRONMENTAL SCIENCE CORP.

Project: JELD-WEN NORD DOOR

008.0228.00017

Date Sampled: 06/05/09

Date Received: 06/05/09

Date Extracted: 06/10/09

Date Analyzed: 06/16/09 16:49

Instrument/Analyst: NT6/LJR

GPC Cleanup: Yes

Sample Amount: 25.5 g-dry-wt

Final Extract Volume: 0.5 mL

Dilution Factor: 1.00

Percent Moisture: 35.1%

CAS Number	Analyte	RL	Result
108-95-2	Phenol	20	---
541-73-1	1,3-Dichlorobenzene	20	---
106-46-7	1,4-Dichlorobenzene	20	---
100-51-6	Benzyl Alcohol	20	---
95-50-1	1,2-Dichlorobenzene	20	---
95-48-7	2-Methylphenol	20	---
106-44-5	4-Methylphenol	20	---
67-72-1	Hexachloroethane	20	---
105-67-9	2,4-Dimethylphenol	20	---
65-85-0	Benzoic Acid	200	---
120-82-1	1,2,4-Trichlorobenzene	20	---
91-20-3	Naphthalene	20	---
87-68-3	Hexachlorobutadiene	20	---
91-57-6	2-Methylnaphthalene	20	---
131-11-3	Dimethylphthalate	20	---
208-96-8	Acenaphthylene	20	---
83-32-9	Acenaphthene	20	---
132-64-9	Dibenzofuran	20	---
84-66-2	Diethylphthalate	20	---
86-73-7	Fluorene	20	---
86-30-6	N-Nitrosodiphenylamine	20	---
118-74-1	Hexachlorobenzene	20	---
87-86-5	Pentachlorophenol	98	---
85-01-8	Phenanthrene	20	---
120-12-7	Anthracene	20	---
84-74-2	Di-n-Butylphthalate	20	---
206-44-0	Fluoranthene	20	---
129-00-0	Pyrene	20	---
85-68-7	Butylbenzylphthalate	20	---
56-55-3	Benzo(a)anthracene	20	---
117-81-7	bis(2-Ethylhexyl)phthalate	20	---
218-01-9	Chrysene	20	---
117-84-0	Di-n-Octyl phthalate	20	---
205-99-2	Benzo(b)fluoranthene	20	---
207-08-9	Benzo(k)fluoranthene	20	---
50-32-8	Benzo(a)pyrene	20	---
193-39-5	Indeno(1,2,3-cd)pyrene	20	---

ORGANICS ANALYSIS DATA SHEET
PSDDA Semivolatiles by SW8270D GC/MS
 Page 2 of 2

Sample ID: 3SED5-B
MATRIX SPIKE DUPLICATE

Lab Sample ID: PB63E
 LIMS ID: 09-12946
 Matrix: Sediment
 Date Analyzed: 06/16/09 16:49

QC Report No: PB63-ENVIRONMENTAL SCIENCE CORP.
 Project: JELD-WEN NORD DOOR
 008.0228.00017

CAS Number	Analyte	RL	Result
53-70-3	Dibenz (a,h) anthracene	20	---
191-24-2	Benzo (g,h,i) perylene	20	---
90-12-0	1-Methylnaphthalene	20	---

Reported in µg/kg (ppb)

Semivolatile Surrogate Recovery

d5-Nitrobenzene	58.4%	2-Fluorobiphenyl	74.4%
d14-p-Terphenyl	75.2%	d4-1,2-Dichlorobenzene	51.6%
d5-Phenol	70.1%	2-Fluorophenol	60.0%
2,4,6-Tribromophenol	77.3%	d4-2-Chlorophenol	65.6%

Analytical Resources, Inc.

Semivolatiles Report SW846 Method 8270D

Data file : /chem1/nt6.i/20090616.b/pb63emd.d
 Lab Smp Id: PB63EMSD Client Smp ID: 3SED5-B MSD
 Inj Date : 16-JUN-2009 16:49
 Operator : LJR/VTS Inst ID: nt6.i
 Smp Info : PB63EMSD
 Misc Info : 09-12946
 Comment : 1ul Injection
 Method : /chem1/nt6.i/20090616.b/SW846.m
 Meth Date : 17-Jun-2009 11:06 jeff Quant Type: ISTD
 Cal Date : 11-JUN-2009 14:21 Cal File: 0050611a.d
 Als bottle: 10 QC Sample: MSD
 Dil Factor: 1.00000
 Integrator: HP RTE Compound Sublist: PSDDA.sub
 Target Version: 3.50

LJR
6/17/09

Concentration Formula: Amt * DF * Vt / (Ws * (100 - M) / 100) * CpndVariable

Name	Value	Description
DF	1.00000	Dilution Factor
Vt	500.00000	Volume of final extract (uL)
Ws	39.20000	Weight of sample extracted (g)
M	35.10000	% Moisture

Cpnd Variable

Local Compound Variable

Compounds	QUANT SIG	RT	EXP RT	REL RT	RESPONSE	CONCENTRATIONS	
						ON-COLUMN (ug/mL)	FINAL (ug/kg)
\$ 1 2-Fluorophenol	112	4.697	4.638	(0.697)	175828	22.5363	442.9
\$ 2 Phenol-d5	99	6.497	6.428	(0.964)	275709	26.3155	517.2
3 Phenol	94	6.518	6.444	(0.967)	187284	16.5507	325.3
\$ 5 2-Chlorophenol-d4	132	6.465	6.438	(0.959)	156872	24.5714	482.9
4 Bis(2-Chloroethyl) ether	93	6.459	6.444	(0.958)	130588	15.2883	300.5
6 2-Chlorophenol	128	6.491	6.465	(0.963)	120572	16.8691	331.5
7 1,3-Dichlorobenzene	146	6.673	6.662	(0.990)	100262	12.8845	253.2
* 8 1,4-Dichlorobenzene-d4	152	6.742	6.732	(1.000)	94634	20.0000	
9 1,4-Dichlorobenzene	146	6.769	6.759	(1.004)	103631	13.2990	261.4
\$ 10 1,2-Dichlorobenzene-d4	152	7.041	7.036	(1.044)	60797	12.9017	253.6
12 1,2-Dichlorobenzene	146	7.068	7.052	(1.048)	103060	13.4720	264.8
11 Benzyl alcohol	108	7.106	7.084	(1.054)	155642	29.3812	577.4
14 2,2'-oxybis(1-Chloropropane)	45	7.357	7.351	(1.091)	219171	20.7128	407.1
13 2-Methylphenol	108	7.410	7.384	(1.099)	130302	17.5832	345.6
17 Hexachloroethane	117	7.549	7.544	(1.120)	43333	12.0300	236.4

Compounds	QUANT SIG				CONCENTRATIONS		
	MASS	RT	EXP RT	REL RT	RESPONSE	ON-COLUMN (ug/mL)	FINAL (ug/kg)
16 N-Nitroso-di-n-propylamine	70	7.586	7.576	(1.125)	113844	16.2063	318.5
15 4-Methylphenol	108	7.661	7.629	(1.136)	289145	38.1723	750.2
\$ 18 Nitrobenzene-d5	82	7.709	7.704	(0.875)	147036	14.5838	286.6
19 Nitrobenzene	77	7.736	7.731	(0.878)	158464	15.1413	297.6
20 Isophorone	82	8.147	8.131	(0.925)	294536	16.8279	330.7
21 2-Nitrophenol	139	8.259	8.254	(0.938)	61331	16.0872	316.2
22 2,4-Dimethylphenol	107	8.467	8.452	(0.961)	141010	16.8984	332.1
23 Bis(2-Chloroethoxy)methane	93	8.580	8.575	(0.974)	160448	16.6400	327.0
24 Benzoic acid	105	8.825	8.799	(1.002)	300140	57.5573	1131 (M)
25 2,4-Dichlorophenol	162	8.681	8.671	(0.985)	108711	20.0064	393.2
26 1,2,4-Trichlorobenzene	180	8.767	8.767	(0.995)	101774	15.4227	303.1
* 27 Naphthalene-d8	136	8.809	8.804	(1.000)	328285	20.0000	
28 Naphthalene	128	8.841	8.836	(1.004)	312642	16.0201	314.8
29 4-Chloroaniline	127	9.066	9.023	(1.029)	38287	4.55063	89.44 (RM)
30 Hexachlorobutadiene	225	9.183	9.183	(1.042)	59955	16.2414	319.2
31 4-Chloro-3-methylphenol	107	9.920	9.899	(1.126)	135272	19.6600	386.4
32 2-Methylnaphthalene	141	9.963	9.958	(1.131)	186975	17.5876	345.7
33 Hexachlorocyclopentadiene	237	10.348	10.342	(0.889)	41452	12.2637	241.0
34 2,4,6-Trichlorophenol	196	10.513	10.503	(0.903)	81637	21.4849	422.3
35 2,4,5-Trichlorophenol	196	10.588	10.567	(0.909)	81871	21.0212	413.1
\$ 36 2-Fluorobiphenyl	172	10.625	10.626	(0.912)	246228	18.6162	365.9
37 2-Chloronaphthalene	162	10.727	10.722	(0.921)	223324	18.8408	370.3
38 2-Nitroaniline	65	10.999	10.989	(0.944)	102307	20.7511	407.8
39 Dimethylphthalate	163	11.400	11.389	(0.979)	265474	20.4355	401.6
40 Acenaphthylene	152	11.389	11.384	(0.978)	357133	20.1791	396.6
41 2,6-Dinitrotoluene	165	11.480	11.469	(0.986)	58748	20.8011	408.8
* 42 Acenaphthene-d10	164	11.645	11.635	(1.000)	178069	20.0000	
43 3-Nitroaniline	138	11.677	11.667	(1.003)	47674	14.7841	290.6
44 Acenaphthene	153	11.694	11.683	(1.004)	216589	19.3909	381.1
45 2,4-Dinitrophenol	184	11.854	11.838	(1.018)	77549	55.4978	1091
46 Dibenzofuran	168	11.955	11.950	(1.027)	317977	19.7027	387.2
47 4-Nitrophenol	109	12.099	12.068	(1.039)	40259	19.5784	384.8
48 2,4-Dinitrotoluene	165	12.094	12.084	(1.039)	75621	20.6473	405.8
50 Diethylphthalate	149	12.543	12.543	(1.077)	265272	22.4341	440.9
49 Fluorene	166	12.500	12.495	(1.073)	264015	19.9997	393.1
51 4-Chlorophenyl-phenylether	204	12.559	12.554	(1.078)	134109	20.5835	404.5
52 4-Nitroaniline	138	12.660	12.650	(1.087)	26076	9.09995	178.8
53 4,6-Dinitro-2-methylphenol	198	12.740	12.730	(0.912)	117644	60.5657	1190
54 N-Nitrosodiphenylamine	169	12.778	12.773	(0.914)	177239	22.0242	432.9
\$ 55 2,4,6-Tribromophenol	330	12.927	12.917	(1.110)	49206	28.9809	569.6
56 4-Bromophenyl-phenylether	248	13.323	13.317	(0.953)	73002	22.2545	437.4
57 Hexachlorobenzene	284	13.509	13.504	(0.967)	70377	21.0208	413.1
58 Pentachlorophenol	266	13.830	13.825	(0.990)	38624	25.2619	496.5
* 59 Phenanthrene-d10	188	13.974	13.964	(1.000)	257935	20.0000	
60 Phenanthrene	178	14.012	14.001	(1.003)	375028	22.9071	450.2
61 Anthracene	178	14.076	14.071	(1.007)	340946	20.5419	403.7
62 Carbazole	167	14.396	14.386	(1.030)	317081	23.2477	456.9

Compounds	QUANT SIG				RESPONSE	CONCENTRATIONS		
	MASS	RT	EXP RT	REL RT		ON-COLUMN (ug/mL)	FINAL (ug/kg)	
63 Di-n-butylphthalate	149	15.176	15.165	(1.086)	377564	23.1375	454.7	
64 Fluoranthene	202	15.913	15.903	(1.139)	522381	31.2530	614.2 (R)	
65 Pyrene	202	16.255	16.239	(0.892)	532203	23.2110	456.2	
\$ 66 Terphenyl-d14	244	16.623	16.613	(0.912)	278204	18.8195	369.9	
67 Butylbenzylphthalate	149	17.542	17.532	(0.962)	196491	21.2195	417.0	
68 Benzo(a)anthracene	228	18.204	18.183	(0.999)	448889	21.9744	431.9	
* 69 Chrysene-d12	240	18.226	18.210	(1.000)	276773	20.0000		
70 3,3'-Dichlorobenzidine	252	18.268	18.242	(1.002)	40445	5.40083	106.1 (RM)	
71 Chrysene	228	18.268	18.247	(1.002)	455897	23.3078	458.1	
72 bis(2-Ethylhexyl)phthalate	149	18.573	18.557	(0.952)	289678	22.6955	446.0	
* 134 Di-n-octylphthalate-d4	153	19.502	19.486	(1.000)	411532	20.0000		
73 Di-n-octylphthalate	149	19.513	19.492	(1.001)	416906	18.7940	369.4	
74 Benzo(b)fluoranthene	252	19.844	19.812	(0.975)	368311	23.3897	459.7	
75 Benzo(k)fluoranthene	252	19.871	19.844	(0.976)	452756	27.9934	550.2 (M)	
76 Benzo(a)pyrene	252	20.277	20.245	(0.996)	320511	22.4850	441.9	
* 77 Perylene-d12	264	20.357	20.325	(1.000)	217299	20.0000		
78 Indeno(1,2,3-cd)pyrene	276	21.703	21.660	(1.066)	257491	13.5506	266.3	
79 Dibenzo(a,h)anthracene	278	21.735	21.698	(1.068)	210972	14.6239	287.4	
80 Benzo(g,h,i)perylene	276	21.986	21.954	(1.080)	197441	11.8890	233.7	
90 N-Nitrosodimethylamine	74	1.850	1.818	(0.274)	101961	17.0059	334.2	
91 Aniline	93	6.459	6.289	(0.958)	130588	9.09903	178.8	
93 Benzidine	184	Compound Not Detected.						
103 Pyridine	79	1.855	1.807	(0.275)	27120	2.63695	51.83	
105 1-methylnaphthalene	141	10.129	10.124	(1.150)	193875	19.0430	374.3	
111 Azobenzene (1,2-DP-Hydrazine)	77	12.804	12.799	(1.100)	382388	20.2069	397.1	

QC Flag Legend

R - Spike/Surrogate failed recovery limits.
 M - Compound response manually integrated.

Analytical Resources, Inc.

INTERNAL STANDARD COMPOUNDS
 AREA AND RT SUMMARY

Instrument ID: nt6.i	Calibration Date: 16-JUN-2009
Lab File ID: pb63emd.d	Calibration Time: 11:54
Lab Smp Id: PB63EMSD	Client Smp ID: 3SED5-B MSD
Analysis Type: SV	Level: LOW
Quant Type: ISTD	Sample Type: Sediment
Operator: LJR/VTS	
Method File: /chem1/nt6.i/20090616.b/SW846.m	
Misc Info: 09-12946	

Test Mode: Use Initial Calibration Level 4.

COMPOUND	STANDARD	AREA LIMIT		SAMPLE	%DIFF
		LOWER	UPPER		
8 1,4-Dichlorobenze	112389	56194	224778	94634	-15.80
27 Naphthalene-d8	384492	192246	768984	328285	-14.62
42 Acenaphthene-d10	217478	108739	434956	178069	-18.12
59 Phenanthrene-d10	336594	168297	673188	257935	-23.37
69 Chrysene-d12	247160	123580	494320	276773	11.98
134 Di-n-octylphthala	347036	173518	694072	411532	18.58
77 Perylene-d12	232938	116469	465876	217299	-6.71

COMPOUND	STANDARD	RT LIMIT		SAMPLE	%DIFF
		LOWER	UPPER		
8 1,4-Dichlorobenze	6.73	6.23	7.23	6.74	0.15
27 Naphthalene-d8	8.80	8.30	9.30	8.81	0.06
42 Acenaphthene-d10	11.64	11.14	12.14	11.65	0.09
59 Phenanthrene-d10	13.96	13.46	14.46	13.97	0.07
69 Chrysene-d12	18.21	17.71	18.71	18.23	0.09
134 Di-n-octylphthala	19.49	18.99	19.99	19.50	0.08
77 Perylene-d12	20.32	19.82	20.82	20.36	0.16

AREA UPPER LIMIT = +100% of internal standard area.
 AREA LOWER LIMIT = - 50% of internal standard area.
 RT UPPER LIMIT = + 0.50 minutes of internal standard RT.
 RT LOWER LIMIT = - 0.50 minutes of internal standard RT.

Analytical Resources, Inc.

RECOVERY REPORT

Client Name: ESC Client SDG: PB63
 Sample Matrix: SOLID Fraction: SV
 Lab Smp Id: PB63EMSD Client Smp ID: 3SED5-B MSD
 Level: LOW Operator: LJR/VTS
 Data Type: MS DATA SampleType: MSD
 SpikeList File: PSDDALCS.spk Quant Type: ISTD
 Sublist File: PSDDA.sub
 Method File: /chem1/nt6.i/20090616.b/SW846.m
 Misc Info: 09-12946

SPIKE COMPOUND	CONC ADDED ug/kg	CONC RECOVERED ug/kg	% RECOVERED	LIMITS
3 Phenol	491.3	325.3	66.20	31-102
4 Bis(2-Chloroethyl)	491.3	300.5	61.15	30-100
6 2-Chlorophenol	491.3	331.5	67.48	36-100
7 1,3-Dichlorobenzen	491.3	253.2	51.54	32-100
9 1,4-Dichlorobenzen	491.3	261.4	53.20	33-100
11 Benzyl alcohol	982.7	577.4	58.76	10-100
12 1,2-Dichlorobenzen	491.3	264.8	53.89	34-100
13 2-Methylphenol	491.3	345.6	70.33	34-100
14 2,2'-oxybis(1-Chlo	491.3	407.1	82.85	29-100
15 4-Methylphenol	982.7	750.2	76.34	39-100
16 N-Nitroso-di-n-pro	491.3	318.5	64.83	32-100
17 Hexachloroethane	491.3	236.4	48.12	29-100
19 Nitrobenzene	491.3	297.6	60.57	28-100
20 Isophorone	491.3	330.7	67.31	46-100
21 2-Nitrophenol	491.3	316.2	64.35	37-100
22 2,4-Dimethylphenol	491.3	332.1	67.59	19-100
23 Bis(2-Chloroethoxy	491.3	327.0	66.56	38-100
24 Benzoic acid	1474	1131	76.74	21-123
25 2,4-Dichlorophenol	491.3	393.2	80.03	39-100
26 1,2,4-Trichloroben	491.3	303.1	61.69	36-100
28 Naphthalene	491.3	314.8	64.08	37-100
29 4-Chloroaniline	1179	89.44	7.58*	10-100
30 Hexachlorobutadien	491.3	319.2	64.97	33-100
31 4-Chloro-3-methylp	491.3	386.4	78.64	42-102
32 2-Methylnaphthalen	491.3	345.7	70.35	41-100
33 Hexachlorocyclopen	1474	241.0	16.35	15-104
34 2,4,6-Trichlorophe	491.3	422.3	85.94	42-100
35 2,4,5-Trichlorophe	491.3	413.1	84.08	43-100
37 2-Chloronaphthalen	491.3	370.3	75.36	36-100
38 2-Nitroaniline	491.3	407.8	83.00	41-100
39 Dimethylphthalate	491.3	401.6	81.74	48-100
40 Acenaphthylene	491.3	396.6	80.72	42-100
41 2,6-Dinitrotoluene	491.3	408.8	83.20	44-106

SPIKE COMPOUND	CONC ADDED ug/kg	CONC RECOVERED ug/kg	% RECOVERED	LIMITS
43 3-Nitroaniline	1258	290.6	23.10	15-108
44 Acenaphthene	491.3	381.1	77.56	38-100
45 2,4-Dinitrophenol	1474	1091	74.00	20-140
46 Dibenzofuran	491.3	387.2	78.81	45-100
47 4-Nitrophenol	491.3	384.8	78.31	21-108
48 2,4-Dinitrotoluene	491.3	405.8	82.59	48-111
49 Fluorene	491.3	393.1	80.00	45-100
50 Diethylphthalate	491.3	440.9	89.74	48-102
51 4-Chlorophenyl-phe	491.3	404.5	82.33	45-100
52 4-Nitroaniline	491.3	178.8	36.40	25-100
53 4,6-Dinitro-2-meth	1474	1190	80.75	23-115
54 N-Nitrosodiphenyla	491.3	432.9	88.10	50-128
56 4-Bromophenyl-phen	491.3	437.4	89.02	45-100
57 Hexachlorobenzene	491.3	413.1	84.08	44-101
58 Pentachlorophenol	491.3	496.5	101.05	35-105
60 Phenanthrene	491.3	450.2	91.63	45-100
61 Anthracene	491.3	403.7	82.17	43-100
62 Carbazole	491.3	456.9	92.99	51-106
63 Di-n-butylphthalat	491.3	454.7	92.55	51-109
64 Fluoranthene	491.3	614.2	125.01*	52-107
65 Pyrene	491.3	456.2	92.84	41-113
67 Butylbenzylphthala	491.3	417.0	84.88	40-118
68 Benzo(a)anthracene	491.3	431.9	87.90	44-106
70 3,3'-Dichlorobenzi	1258	106.1	8.44*	10-100
71 Chrysene	491.3	458.1	93.23	48-102
72 bis(2-Ethylhexyl)p	491.3	446.0	90.78	38-125
73 Di-n-octylphthalat	491.3	369.4	75.18	29-116
74 Benzo(b)fluoranthene	491.3	459.7	93.56	49-112
75 Benzo(k)fluoranthene	491.3	550.2	111.97	48-116
76 Benzo(a)pyrene	491.3	441.9	89.94	41-100
78 Indeno(1,2,3-cd)py	491.3	266.3	54.20	29-117
79 Dibenzo(a,h)anthra	491.3	287.4	58.50	34-117
80 Benzo(g,h,i)peryle	491.3	233.7	47.56	24-122
91 Aniline	1199	178.8	14.92	10-100
111 Azobenzene (1,2-DP	491.3	397.1	80.83	44-101
90 N-Nitrosodimethyla	491.3	334.2	68.02	25-100
105 1-methylnaphthalen	491.3	374.3	76.17	40-100
103 Pyridine	491.3	51.83	10.55	10-100

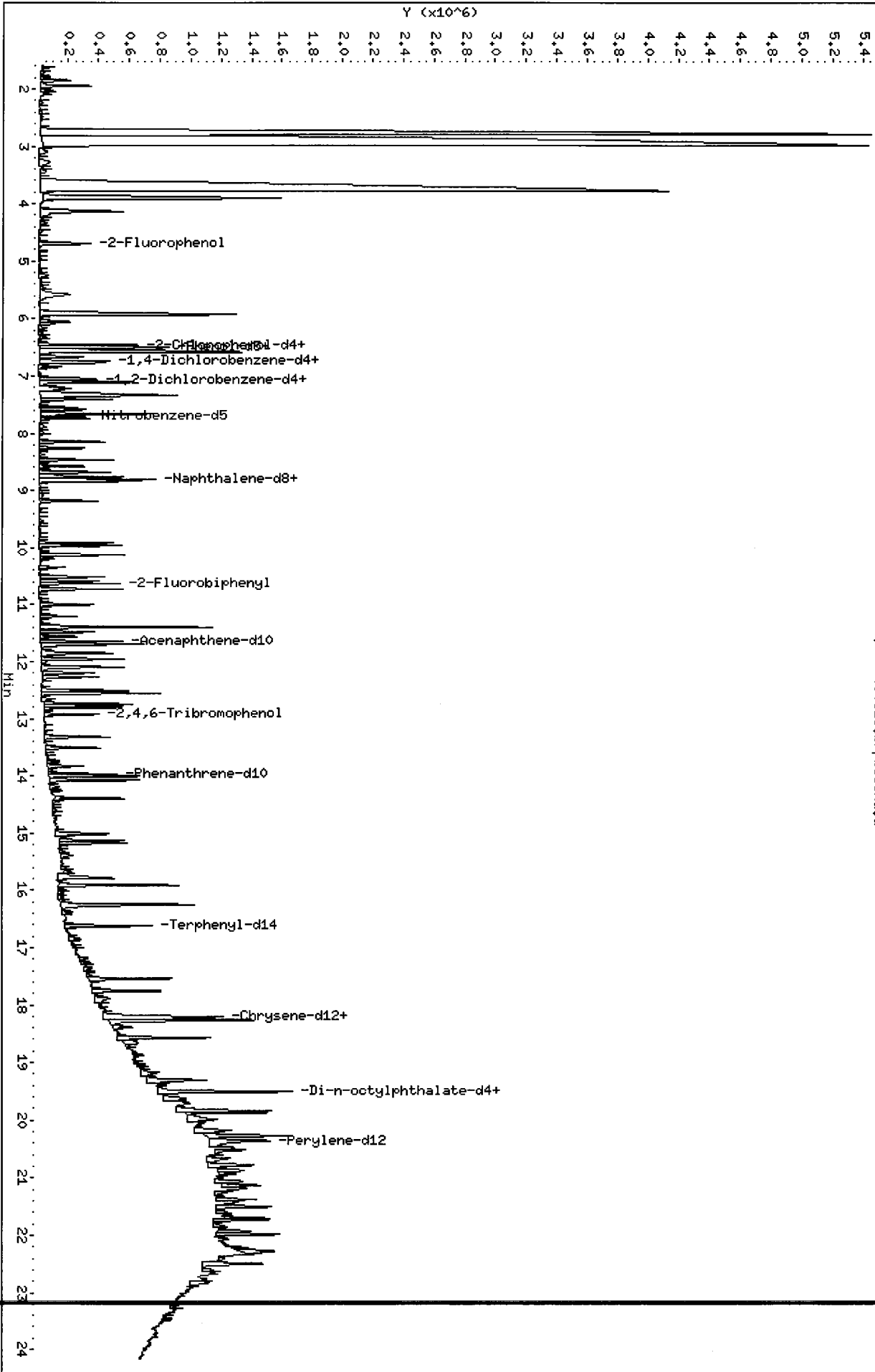
SURROGATE COMPOUND	CONC ADDED ug/kg	CONC RECOVERED ug/kg	% RECOVERED	LIMITS
\$ 1 2-Fluorophenol	737.0	442.9	60.10	21-100
\$ 2 Phenol-d5	737.0	517.2	70.17	10-100

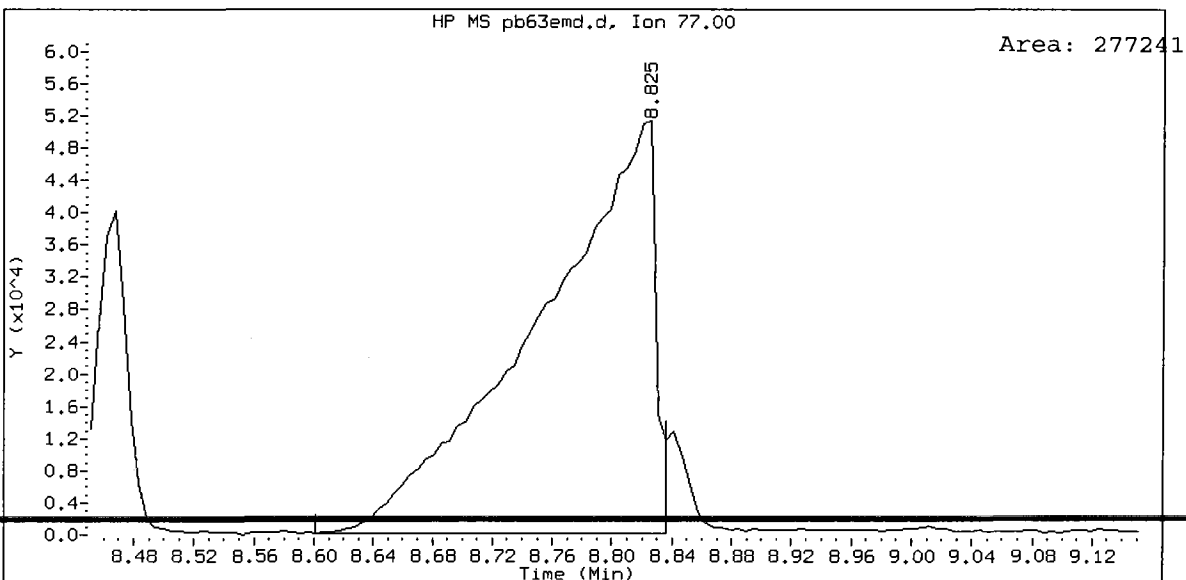
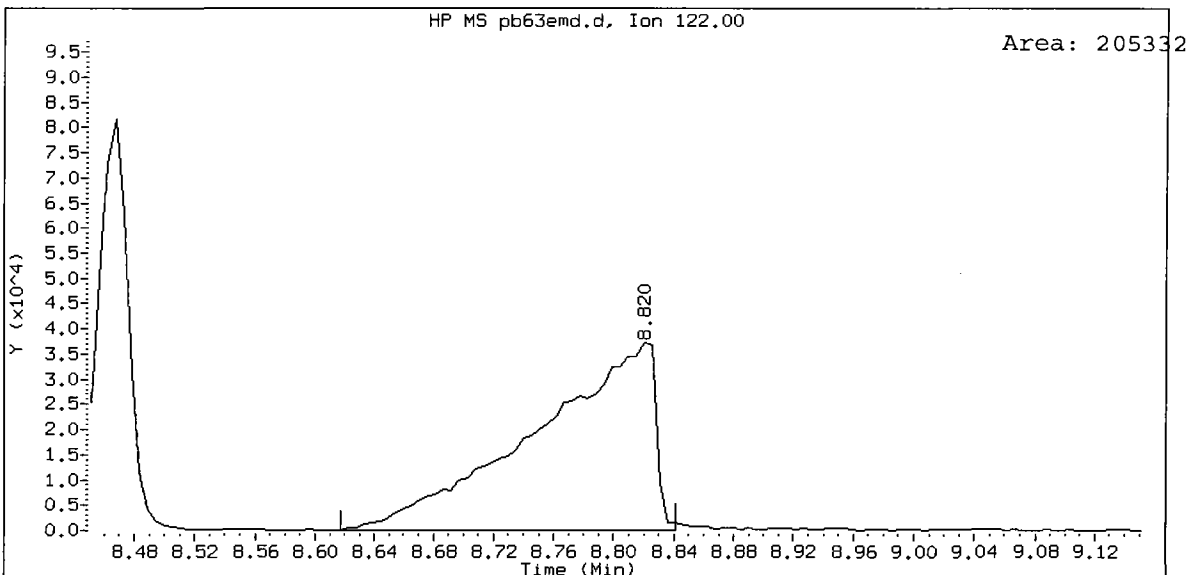
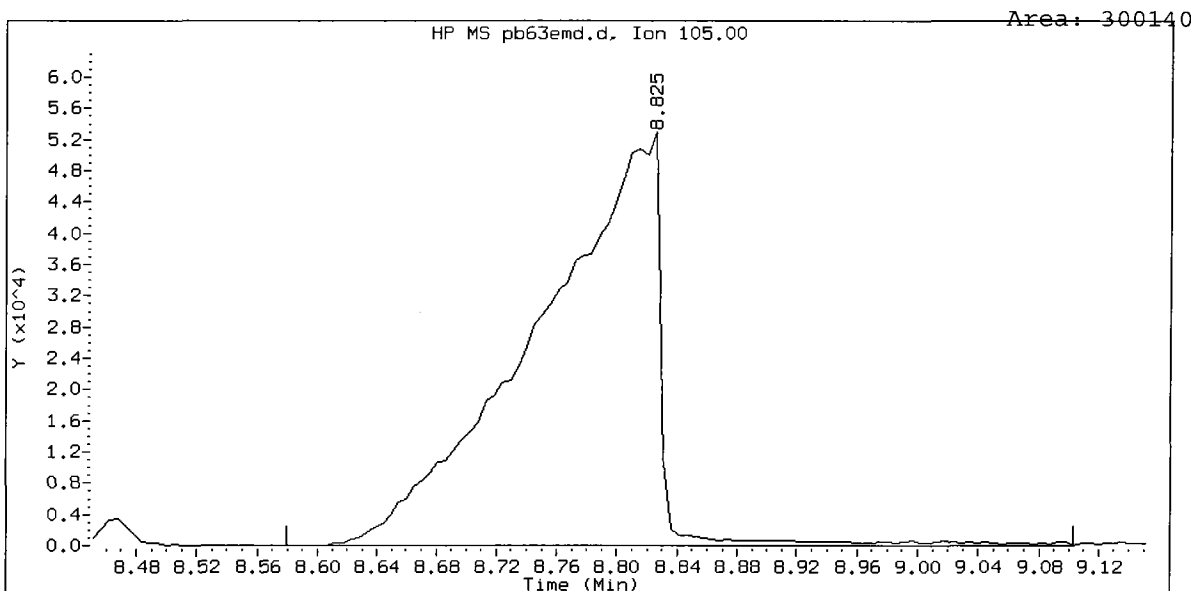
SURROGATE COMPOUND	CONC ADDED ug/kg	CONC RECOVERED ug/kg	% RECOVERED	LIMITS
\$ 5 2-Chlorophenol-d4	737.0	482.9	65.52	30-100
\$ 10 1,2-Dichlorobenzen	491.3	253.6	51.61	24-100
\$ 18 Nitrobenzene-d5	491.3	286.6	58.34	26-100
\$ 36 2-Fluorobiphenyl	491.3	365.9	74.46	32-100
\$ 55 2,4,6-Tribromophen	737.0	569.6	77.28	33-118
\$ 66 Terphenyl-d14	491.3	369.9	75.28	21-97

Data File: /chem1/nt6.i/20090616.b/pb63emd.d
Date: 16-JUN-2009 16:49
Client ID: 3SED5-B HSD
Sample Info: PB63EMSD
Volume Injected (uL): 1.0
Column phase: ZB-5

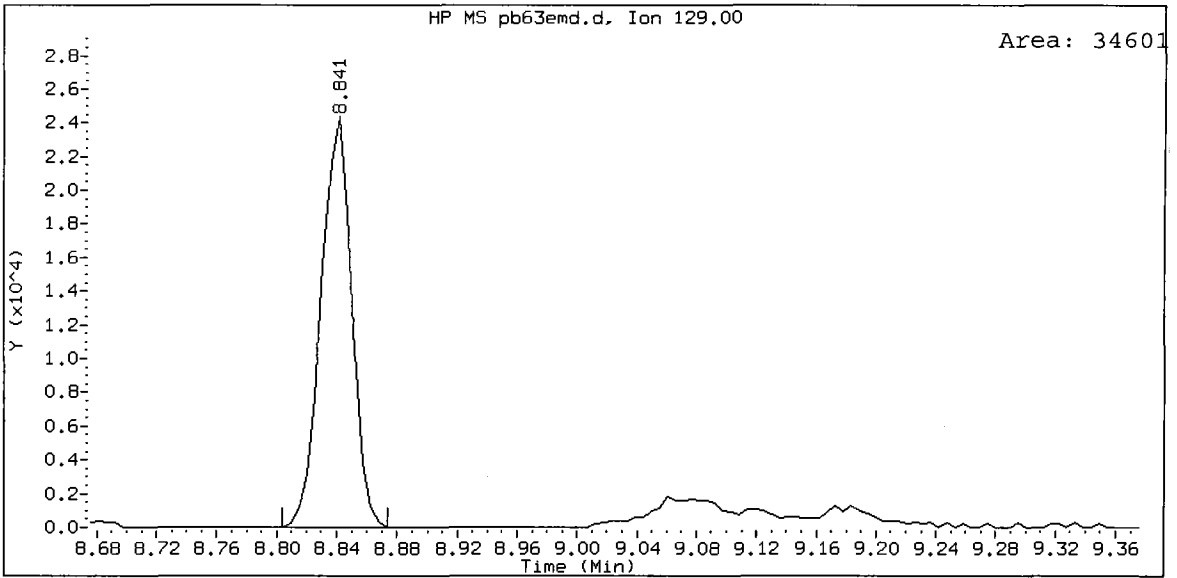
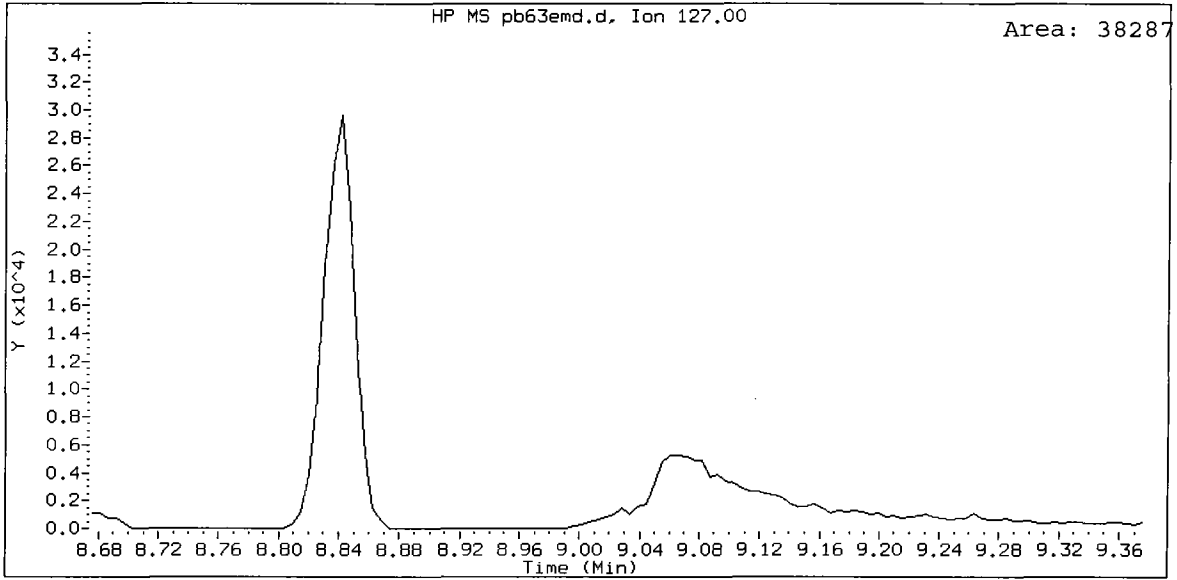
Instrument: nt6.i
Operator: LJR/VTS
Column diameter: 0.32

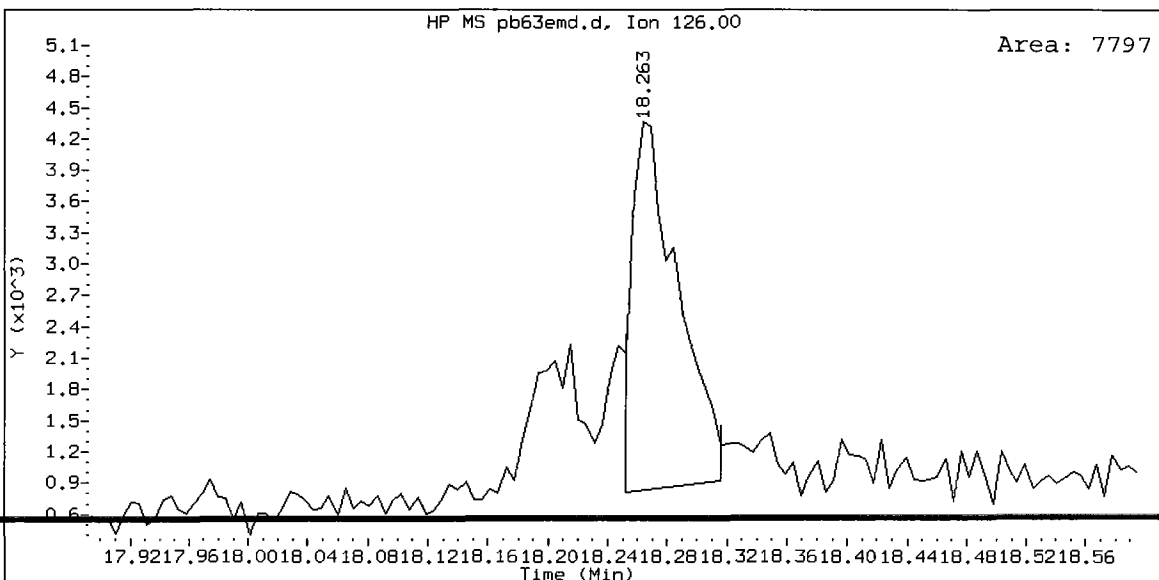
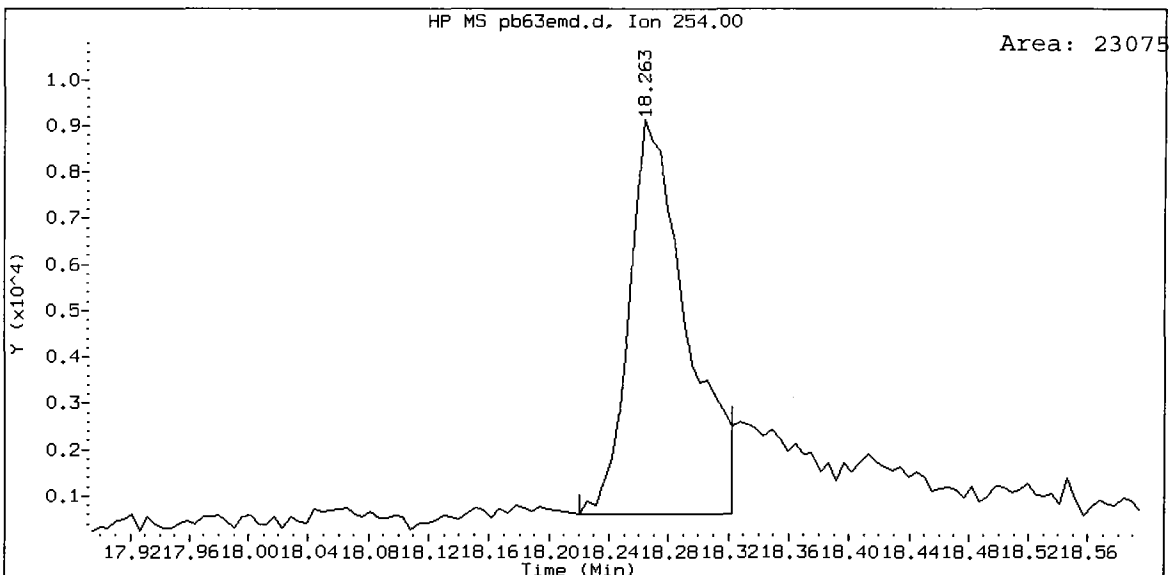
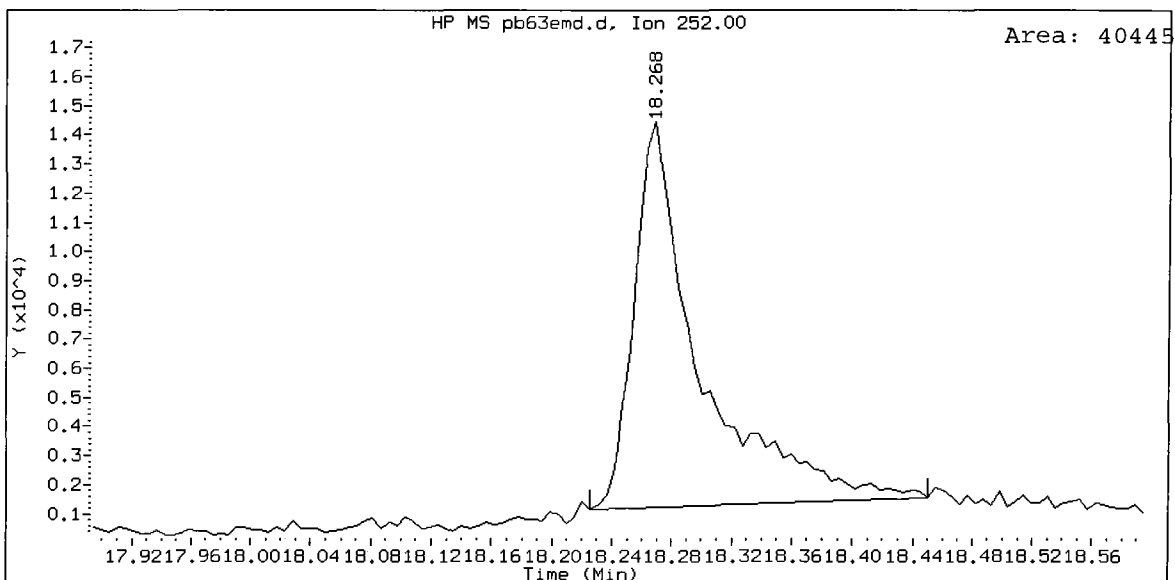
/chem1/nt6.i/20090616.b/pb63emd.d

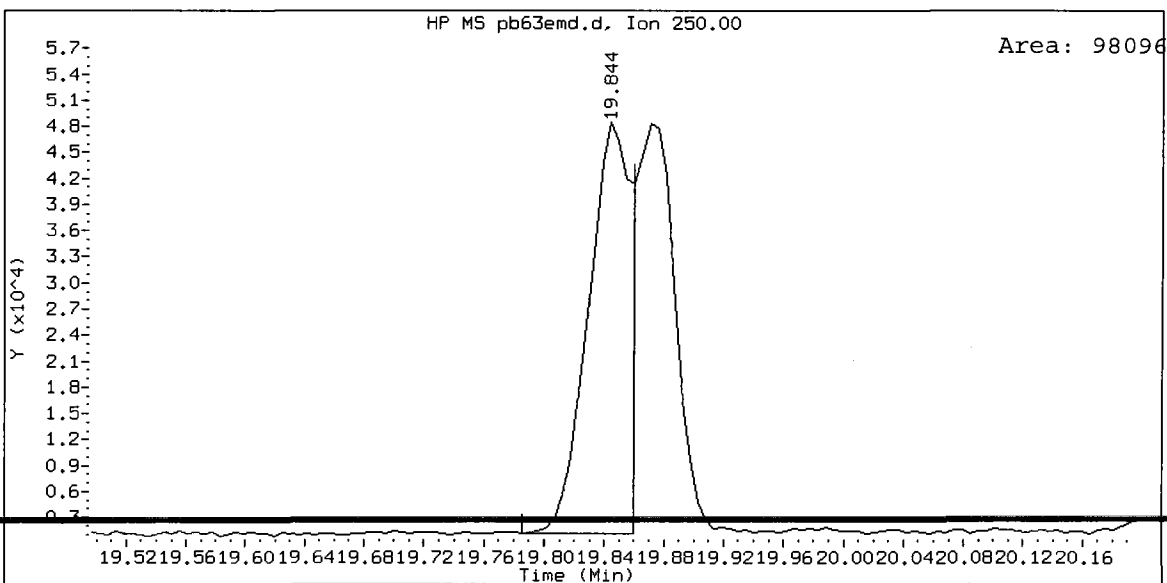
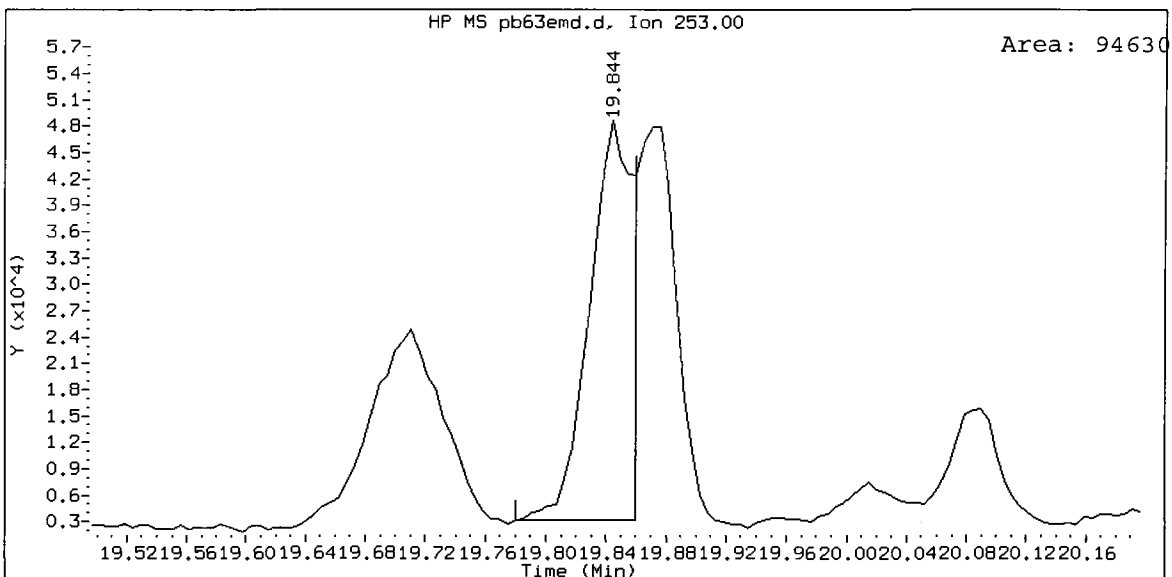
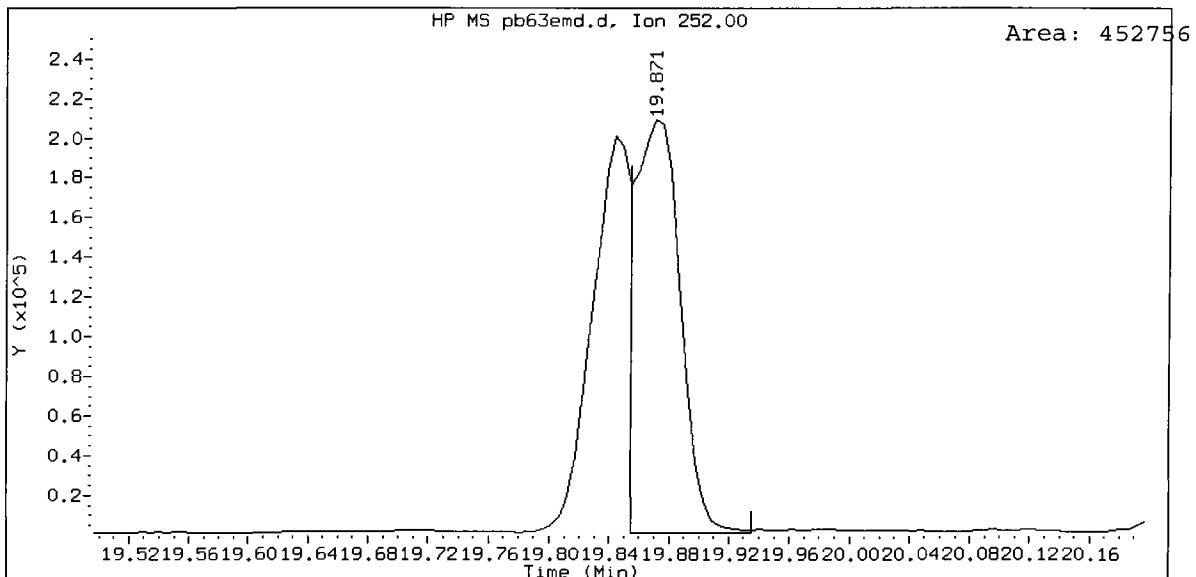




PB63EMSD, /chem1/nt6.i/20090616.b/pb63emd.d
4-Chloroaniline Amount: 4.55







Analytical Resources, Inc.

Semivolatiles Report SW846 Method 8270D

Data file : /chem1/nt6.i/20090616.b/pb63sb.d
 Lab Smp Id: PB63LCSS1 Client Smp ID: PB63LCSS1
 Inj Date : 16-JUN-2009 12:59
 Operator : LJR/VTS Inst ID: nt6.i
 Smp Info : PB63LCSS1
 Misc Info : 09-12946
 Comment : 1ul Injection
 Method : /chem1/nt6.i/20090616.b/SW846.m
 Meth Date : 17-Jun-2009 11:06 jeff
 Cal Date : 11-JUN-2009 14:21
 Als bottle: 3
 Dil Factor: 1.00000
 Integrator: HP RTE
 Target Version: 3.50

LTK
6/17/09

Quant Type: ISTD
 Cal File: 0050611a.d
 QC Sample: LCS
 Compound Sublist: PSDDAMBLCS.sub

Concentration Formula: Amt * DF * Vt / (Ws * (100 - M) / 100) * CpndVariable

Name	Value	Description
DF	1.00000	Dilution Factor
Vt	500.00000	Volume of final extract (uL)
Ws	25.00000	Weight of sample extracted (g)
M	0.00000	% Moisture

Cpnd Variable

Local Compound Variable

Compounds	QUANT SIG	MASS	RT	EXP RT	REL RT	RESPONSE	CONCENTRATIONS	
							ON-COLUMN (ug/mL)	FINAL (ug/kg)
\$ 1 2-Fluorophenol	112	4.659	4.638	(0.692)	165150	20.8279	416.6	
\$ 2 Phenol-d5	99	6.432	6.428	(0.956)	250901	23.5632	471.3	
3 Phenol	94	6.448	6.444	(0.958)	141332	12.2893	245.8	
\$ 5 2-Chlorophenol-d4	132	6.443	6.438	(0.957)	141043	21.7374	434.7	
4 Bis(2-Chloroethyl) ether	93	6.443	6.444	(0.957)	99288	11.4373	228.7	
6 2-Chlorophenol	128	6.464	6.465	(0.960)	83134	11.4445	228.9	
7 1,3-Dichlorobenzene	146	6.662	6.662	(0.990)	85498	10.8109	216.2	
* 8 1,4-Dichlorobenzene-d4	152	6.731	6.732	(1.000)	96178	20.0000		
9 1,4-Dichlorobenzene	146	6.758	6.759	(1.004)	86034	10.8635	217.3	
\$ 10 1,2-Dichlorobenzene-d4	152	7.036	7.036	(1.045)	64648	13.4987	270.0	
12 1,2-Dichlorobenzene	146	7.057	7.052	(1.048)	83131	10.6924	213.8	
11 Benzyl alcohol	108	7.089	7.084	(1.053)	122937	22.8348	456.7	
14 2,2'-oxybis(1-Chloropropane)	45	7.351	7.351	(1.092)	121960	11.3408	226.8	
13 2-Methylphenol	108	7.383	7.384	(1.097)	87835	11.6624	233.2	
17 Hexachloroethane	117	7.543	7.544	(1.121)	38962	10.6429	212.9	

Compounds	QUANT SIG				CONCENTRATIONS		
	MASS	RT	EXP RT	REL RT	RESPONSE	ON-COLUMN (ug/mL)	FINAL (ug/kg)
16 N-Nitroso-di-n-propylamine	70	7.570	7.576	(1.125)	72783	10.1947	203.9
15 4-Methylphenol	108	7.634	7.629	(1.134)	196104	25.4736	509.5
\$ 18 Nitrobenzene-d5	82	7.698	7.704	(0.874)	141162	13.9230	278.5
19 Nitrobenzene	77	7.725	7.731	(0.877)	121642	11.5580	231.2
20 Isophorone	82	8.131	8.131	(0.924)	220956	12.5535	251.1
21 2-Nitrophenol	139	8.253	8.254	(0.938)	45733	11.9289	238.6
22 2,4-Dimethylphenol	107	8.451	8.452	(0.960)	67976	8.10063	162.0
23 Bis(2-Chloroethoxy)methane	93	8.569	8.575	(0.973)	118085	12.1782	243.6
24 Benzoic acid	105	8.777	8.799	(0.997)	255564	48.7355	974.7 (M)
25 2,4-Dichlorophenol	162	8.665	8.671	(0.984)	71424	13.0710	261.4
26 1,2,4-Trichlorobenzene	180	8.761	8.767	(0.995)	74052	11.1591	223.2
* 27 Naphthalene-d8	136	8.804	8.804	(1.000)	330128	20.0000	
28 Naphthalene	128	8.830	8.836	(1.003)	229389	11.6885	233.8
29 4-Chloroaniline	127	9.023	9.023	(1.025)	106048	12.5341	250.7
30 Hexachlorobutadiene	225	9.177	9.183	(1.042)	43736	11.7816	235.6
31 4-Chloro-3-methylphenol	107	9.898	9.899	(1.124)	93242	13.4758	269.5
32 2-Methylnaphthalene	141	9.957	9.958	(1.131)	128433	12.0135	240.3
33 Hexachlorocyclopentadiene	237	10.347	10.342	(0.889)	92276	26.2159	524.3
34 2,4,6-Trichlorophenol	196	10.502	10.503	(0.903)	52471	13.2607	265.2
35 2,4,5-Trichlorophenol	196	10.566	10.567	(0.908)	55071	13.5785	271.6
\$ 36 2-Fluorobiphenyl	172	10.620	10.626	(0.913)	207565	15.0698	301.4
37 2-Chloronaphthalene	162	10.721	10.722	(0.921)	149449	12.1076	242.2
38 2-Nitroaniline	65	10.983	10.989	(0.944)	76006	14.8042	296.1
39 Dimethylphthalate	163	11.389	11.389	(0.979)	187690	13.8742	277.5
40 Acenaphthylene	152	11.378	11.384	(0.978)	245814	13.3377	266.8
41 2,6-Dinitrotoluene	165	11.463	11.469	(0.985)	41596	14.1431	282.9
* 42 Acenaphthene-d10	164	11.634	11.635	(1.000)	185433	20.0000	
43 3-Nitroaniline	138	11.661	11.667	(1.002)	84853	25.2687	505.4
44 Acenaphthene	153	11.682	11.683	(1.004)	145455	12.5052	250.1
45 2,4-Dinitrophenol	184	11.837	11.838	(1.017)	83677	57.0921	1142
46 Dibenzofuran	168	11.944	11.950	(1.027)	221003	13.1501	263.0
47 4-Nitrophenol	109	12.062	12.068	(1.037)	26409	12.3330	246.7
48 2,4-Dinitrotoluene	165	12.078	12.084	(1.038)	57414	15.0536	301.1
50 Diethylphthalate	149	12.537	12.543	(1.078)	189120	15.3587	307.2
49 Fluorene	166	12.489	12.495	(1.073)	186765	13.5860	271.7
51 4-Chlorophenyl-phenylether	204	12.553	12.554	(1.079)	90215	13.2966	265.9
52 4-Nitroaniline	138	12.638	12.650	(1.086)	29759	9.97281	199.5
53 4,6-Dinitro-2-methylphenol	198	12.724	12.730	(0.912)	131542	61.1244	1222
54 N-Nitrosodiphenylamine	169	12.767	12.773	(0.915)	120950	13.5657	271.3
\$ 55 2,4,6-Tribromophenol	330	12.916	12.917	(1.110)	45597	25.7888	515.8
56 4-Bromophenyl-phenylether	248	13.311	13.317	(0.954)	53518	14.7258	294.5
57 Hexachlorobenzene	284	13.498	13.504	(0.967)	54698	14.7463	294.9
58 Pentachlorophenol	266	13.819	13.825	(0.990)	20555	12.1345	242.7
* 59 Phenanthrene-d10	188	13.958	13.964	(1.000)	285770	20.0000	
60 Phenanthrene	178	13.995	14.001	(1.003)	274306	15.1229	302.5
61 Anthracene	178	14.064	14.071	(1.008)	256263	13.9359	278.7
62 Carbazole	167	14.380	14.386	(1.030)	247855	16.4022	328.0

Compounds	QUANT SIG				RESPONSE	CONCENTRATIONS		
	MASS	RT	EXP RT	REL RT		ON-COLUMN (ug/mL)	FINAL (ug/kg)	
=====	====	==	=====	=====	=====	=====	=====	
63 Di-n-butylphthalate	149	15.159	15.165	(1.086)	312719	17.2971	345.9	
64 Fluoranthene	202	15.896	15.903	(1.139)	306457	16.5489	331.0	
65 Pyrene	202	16.233	16.239	(0.892)	309949	16.1105	322.2	
\$ 66 Terphenyl-d14	244	16.607	16.613	(0.912)	242497	19.5503	391.0	
67 Butylbenzylphthalate	149	17.531	17.532	(0.963)	128266	16.5085	330.2	
68 Benzo(a)anthracene	228	18.182	18.183	(0.999)	267222	15.5903	311.8	
* 69 Chrysene-d12	240	18.204	18.210	(1.000)	232231	20.0000	395.1	
70 3,3'-Dichlorobenzidine	252	18.236	18.242	(1.002)	124115	19.7526	328.7	
71 Chrysene	228	18.241	18.247	(1.002)	269700	16.4331	301.3	
72 bis(2-Ethylhexyl)phthalate	149	18.556	18.557	(0.953)	154856	15.0642	282.3	
* 134 Di-n-octylphthalate-d4	153	19.480	19.486	(1.000)	331444	20.0000	368.8	
73 Di-n-octylphthalate	149	19.491	19.492	(1.001)	252138	14.1128	315.8	
74 Benzo(b)fluoranthene	252	19.806	19.812	(0.975)	322864	18.4394	293.5	
75 Benzo(k)fluoranthene	252	19.844	19.844	(0.977)	283969	15.7899	322.0	
76 Benzo(a)pyrene	252	20.239	20.245	(0.996)	232584	14.6739	328.0	
* 77 Perylene-d12	264	20.319	20.325	(1.000)	241624	20.0000	313.0	
78 Indeno(1,2,3-cd)pyrene	276	21.659	21.660	(1.066)	340184	16.1001	202.2	
79 Dibenzo(a,h)anthracene	278	21.692	21.698	(1.068)	263041	16.3976	173.9	
80 Benzo(g,h,i)perylene	276	21.943	21.954	(1.080)	289004	15.6505	166.6	
90 N-Nitrosodimethylamine	74	1.855	1.818	(0.276)	61610	10.1109	254.0	
91 Aniline	93	6.288	6.289	(0.934)	126823	8.69484	278.8	
93 Benzidine	184	Compound Not Detected.						
103 Pyridine	79	1.849	1.807	(0.275)	87087	8.33175		
105 1-methylnaphthalene	141	10.117	10.124	(1.149)	130012	12.6989		
111 Azobenzene (1,2-DP-Hydrazine)	77	12.793	12.799	(1.100)	274712	13.9404		

QC Flag Legend

M - Compound response manually integrated.

Analytical Resources, Inc.

INTERNAL STANDARD COMPOUNDS
 AREA AND RT SUMMARY

Instrument ID: nt6.i	Calibration Date: 16-JUN-2009
Lab File ID: pb63sb.d	Calibration Time: 11:54
Lab Smp Id: PB63LCSS1	Client Smp ID: PB63LCSS1
Analysis Type: SV	Level: LOW
Quant Type: ISTD	Sample Type: Solid
Operator: LJR/VTS	
Method File: /chem1/nt6.i/20090616.b/SW846.m	
Misc Info: 09-12946	

Test Mode:
 Use Initial Calibration Level 4.

COMPOUND	STANDARD	AREA LIMIT		SAMPLE	%DIFF
		LOWER	UPPER		
8 1,4-Dichlorobenze	112389	56194	224778	96178	-14.42
27 Naphthalene-d8	384492	192246	768984	330128	-14.14
42 Acenaphthene-d10	217478	108739	434956	185433	-14.73
59 Phenanthrene-d10	336594	168297	673188	285770	-15.10
69 Chrysene-d12	247160	123580	494320	232231	-6.04
134 Di-n-octylphthala	347036	173518	694072	331444	-4.49
77 Perylene-d12	232938	116469	465876	241624	3.73

COMPOUND	STANDARD	RT LIMIT		SAMPLE	%DIFF
		LOWER	UPPER		
8 1,4-Dichlorobenze	6.73	6.23	7.23	6.73	-0.01
27 Naphthalene-d8	8.80	8.30	9.30	8.80	-0.01
42 Acenaphthene-d10	11.64	11.14	12.14	11.63	-0.01
59 Phenanthrene-d10	13.96	13.46	14.46	13.96	-0.04
69 Chrysene-d12	18.21	17.71	18.71	18.20	-0.03
134 Di-n-octylphthala	19.49	18.99	19.99	19.48	-0.03
77 Perylene-d12	20.32	19.82	20.82	20.32	-0.03

AREA UPPER LIMIT = +100% of internal standard area.
 AREA LOWER LIMIT = - 50% of internal standard area.
 RT UPPER LIMIT = + 0.50 minutes of internal standard RT.
 RT LOWER LIMIT = - 0.50 minutes of internal standard RT.

Analytical Resources, Inc.

RECOVERY REPORT

Client Name: ESC Client SDG: PB63
 Sample Matrix: SOLID Fraction: SV
 Lab Smp Id: PB63LCSS1 Client Smp ID: PB63LCSS1
 Level: LOW Operator: LJR/VTS
 Data Type: MS DATA SampleType: LCS
 SpikeList File: PSDDALCS.spk Quant Type: ISTD
 Sublist File: PSDDAMBLCS.sub
 Method File: /chem1/nt6.i/20090616.b/SW846.m
 Misc Info: 09-12946

SPIKE COMPOUND	CONC ADDED ug/kg	CONC RECOVERED ug/kg	% RECOVERED	LIMITS
3 Phenol	500.0	245.8	49.16	31-102
4 Bis(2-Chloroethyl)	500.0	228.7	45.75	30-100
6 2-Chlorophenol	500.0	228.9	45.78	36-100
7 1,3-Dichlorobenzen	500.0	216.2	43.24	32-100
9 1,4-Dichlorobenzen	500.0	217.3	43.45	33-100
11 Benzyl alcohol	1000	456.7	45.67	10-100
12 1,2-Dichlorobenzen	500.0	213.8	42.77	34-100
13 2-Methylphenol	500.0	233.2	46.65	34-100
14 2,2'-oxybis(1-Chlo	500.0	226.8	45.36	29-100
15 4-Methylphenol	1000	509.5	50.95	39-100
16 N-Nitroso-di-n-pro	500.0	203.9	40.78	32-100
17 Hexachloroethane	500.0	212.9	42.57	29-100
19 Nitrobenzene	500.0	231.2	46.23	28-100
20 Isophorone	500.0	251.1	50.21	46-100
21 2-Nitrophenol	500.0	238.6	47.72	37-100
22 2,4-Dimethylphenol	500.0	162.0	32.40	19-100
23 Bis(2-Chloroethoxy	500.0	243.6	48.71	38-100
24 Benzoic acid	1500	974.7	64.98	21-123
25 2,4-Dichlorophenol	500.0	261.4	52.28	39-100
26 1,2,4-Trichloroben	500.0	223.2	44.64	36-100
28 Naphthalene	500.0	233.8	46.75	37-100
29 4-Chloroaniline	1200	250.7	20.89	10-100
30 Hexachlorobutadien	500.0	235.6	47.13	33-100
31 4-Chloro-3-methylp	500.0	269.5	53.90	42-102
32 2-Methylnaphthalen	500.0	240.3	48.05	41-100
33 Hexachlorocyclopen	1500	524.3	34.95	15-104
34 2,4,6-Trichlorophe	500.0	265.2	53.04	42-100
35 2,4,5-Trichlorophe	500.0	271.6	54.31	43-100
37 2-Chloronaphthalen	500.0	242.2	48.43	36-100
38 2-Nitroaniline	500.0	296.1	59.22	41-100
39 Dimethylphthalate	500.0	277.5	55.50	48-100
40 Acenaphthylene	500.0	266.8	53.35	42-100
41 2,6-Dinitrotoluene	500.0	282.9	56.57	44-106

SPIKE COMPOUND	CONC ADDED ug/kg	CONC RECOVERED ug/kg	% RECOVERED	LIMITS
43 3-Nitroaniline	1280	505.4	39.48	15-108
44 Acenaphthene	500.0	250.1	50.02	38-100
45 2,4-Dinitrophenol	1500	1142	76.12	20-140
46 Dibenzofuran	500.0	263.0	52.60	45-100
47 4-Nitrophenol	500.0	246.7	49.33	21-108
48 2,4-Dinitrotoluene	500.0	301.1	60.21	48-111
49 Fluorene	500.0	271.7	54.34	45-100
50 Diethylphthalate	500.0	307.2	61.43	48-102
51 4-Chlorophenyl-phe	500.0	265.9	53.19	45-100
52 4-Nitroaniline	500.0	199.5	39.89	25-100
53 4,6-Dinitro-2-meth	1500	1222	81.50	23-115
54 N-Nitrosodiphenyla	500.0	271.3	54.26	50-128
56 4-Bromophenyl-phen	500.0	294.5	58.90	45-100
57 Hexachlorobenzene	500.0	294.9	58.99	44-101
58 Pentachlorophenol	500.0	242.7	48.54	35-105
60 Phenanthrene	500.0	302.5	60.49	45-100
61 Anthracene	500.0	278.7	55.74	43-100
62 Carbazole	500.0	328.0	65.61	51-106
63 Di-n-butylphthalat	500.0	345.9	69.19	51-109
64 Fluoranthene	500.0	331.0	66.20	52-107
65 Pyrene	500.0	322.2	64.44	41-113
67 Butylbenzylphthala	500.0	330.2	66.03	40-118
68 Benzo(a)anthracene	500.0	311.8	62.36	44-106
70 3,3'-Dichlorobenzi	1280	395.1	30.86	10-100
71 Chrysene	500.0	328.7	65.73	48-102
72 bis(2-Ethylhexyl)p	500.0	301.3	60.26	38-125
73 Di-n-octylphthalat	500.0	282.3	56.45	29-116
74 Benzo(b)fluoranth	500.0	368.8	73.76	49-112
75 Benzo(k)fluoranth	500.0	315.8	63.16	48-116
76 Benzo(a)pyrene	500.0	293.5	58.70	41-100
78 Indeno(1,2,3-cd)py	500.0	322.0	64.40	29-117
79 Dibenzo(a,h)anthra	500.0	328.0	65.59	34-117
80 Benzo(g,h,i)peryle	500.0	313.0	62.60	24-122
91 Aniline	1220	173.9	14.25	10-100
111 Azobenzene (1,2-DP	500.0	278.8	55.76	44-101
90 N-Nitrosodimethyla	500.0	202.2	40.44	25-100
105 1-methylnaphthalen	500.0	254.0	50.80	40-100
103 Pyridine	500.0	166.6	33.33	10-100

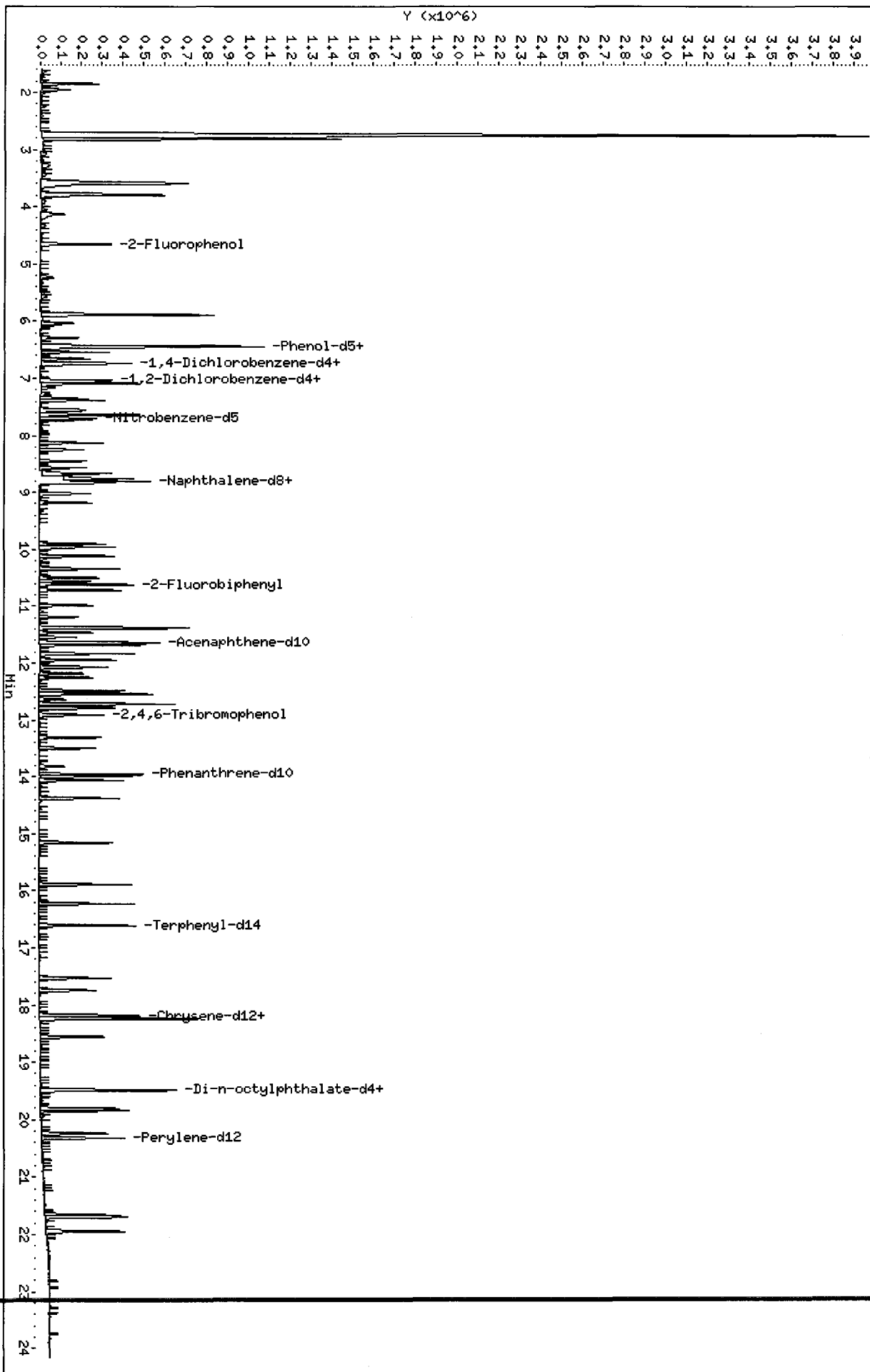
SURROGATE COMPOUND	CONC ADDED ug/kg	CONC RECOVERED ug/kg	% RECOVERED	LIMITS
\$ 1 2-Fluorophenol	750.0	416.6	55.54	26-100
\$ 2 Phenol-d5	750.0	471.3	62.84	10-100

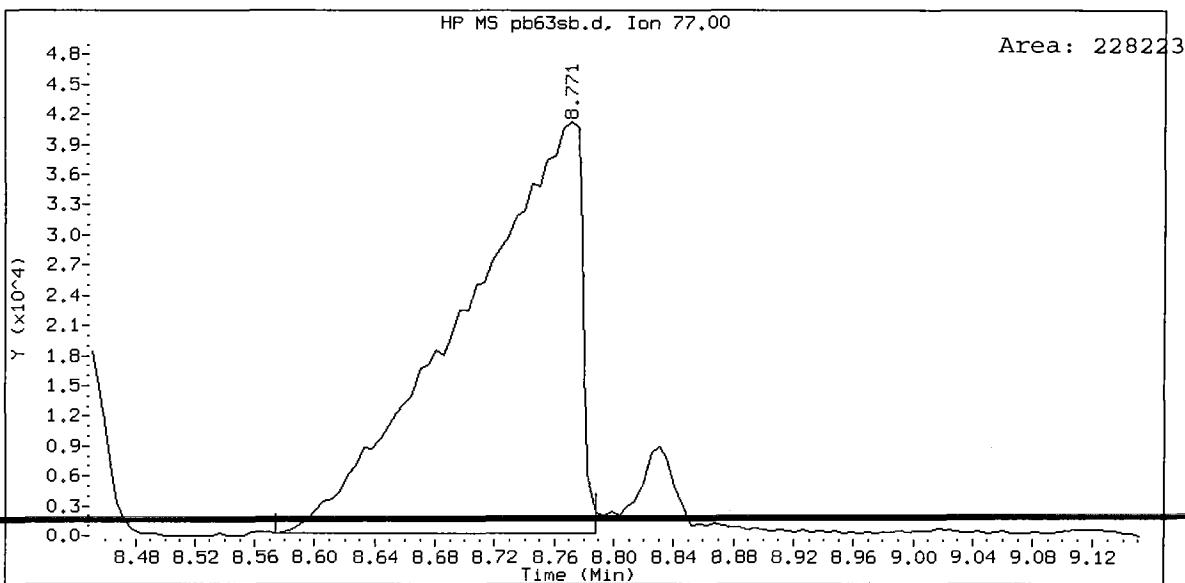
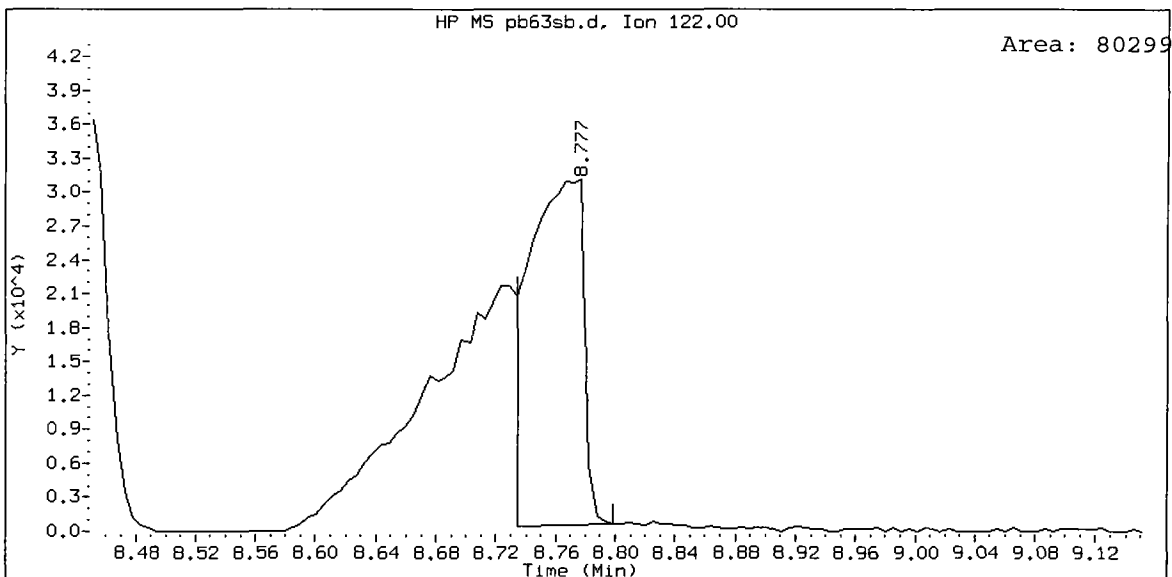
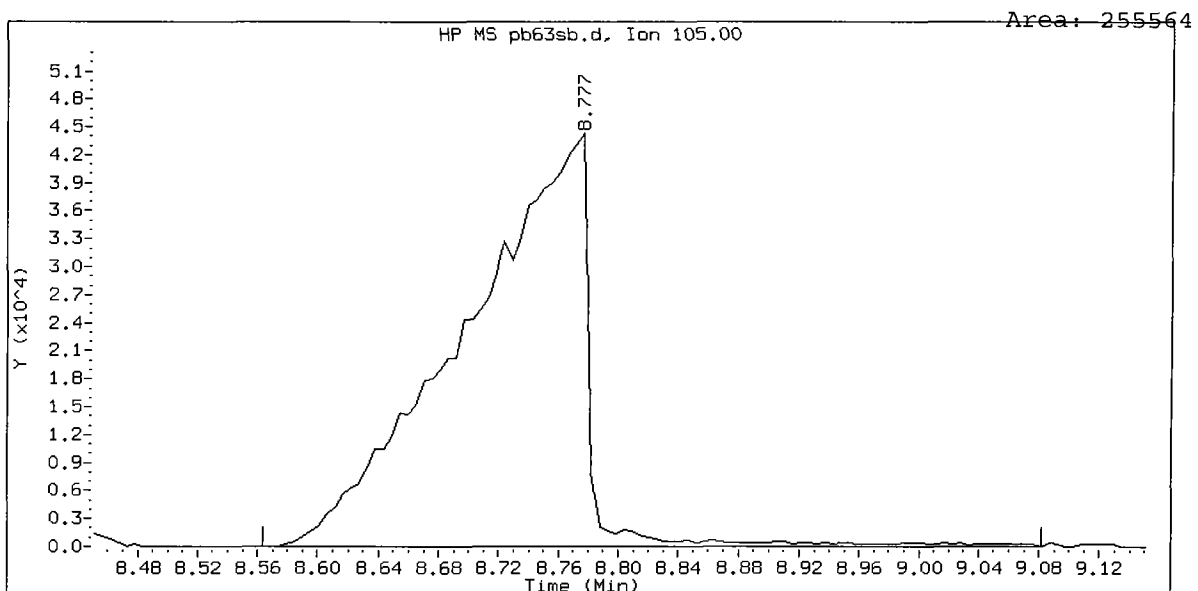
SURROGATE COMPOUND	CONC ADDED ug/kg	CONC RECOVERED ug/kg	% RECOVERED	LIMITS
\$ 5 2-Chlorophenol-d4	750.0	434.7	57.97	39-100
\$ 10 1,2-Dichlorobenzen	500.0	270.0	53.99	32-100
\$ 18 Nitrobenzene-d5	500.0	278.5	55.69	34-100
\$ 36 2-Fluorobiphenyl	500.0	301.4	60.28	39-100
\$ 55 2,4,6-Tribromophen	750.0	515.8	68.77	43-108
\$ 66 Terphenyl-d14	500.0	391.0	78.20	39-105

Data File: /chem1/nt6.i/20090616.b/pb63sb.d
Date: 16-JUN-2009 12:59
Client ID: PB63LCSS1
Sample Info: PB63LCSS1
Volume Injected (uL): 1.0
Column phase: ZB-5

Instrument: nt6.i
Operator: LJR/VTS
Column diameter: 0.32

/chem1/nt6.i/20090616.b/pb63sb.d





Semivolatile Analysis
Extraction Bench Sheets/Run Logs

prepared
for

ENVIROMENTAL SCIENCE CORP.

Project: JELD-WEN NORD DOOR, 008.0228.00017

ARI JOB NO: PB63

prepared
by

Analytical Resources, Inc.



Preparation Test BAN # 6

ARI Job No(s) PB63

PSDDA

Batch set up by: SC

Bottle #	Extraction Requirements	Verify Client ID	Volume Extracted	KD	Turbo Vap	GPC Prep Filter	(Opt) GPC (1:1) or 2	Post GPC KD	Turbo Vap	Final Effective Volume	Volume to Lab	Comments
	MBS <u>PB63</u>	Date <u>6/11/09</u>	25g		<u>1/2/3</u>	(1:1)	<u>(Y/N)</u>		<u>1/2/3</u>	0.5mL	0.5mL	(Use 5g Pre-Deactivated Sodium Sulfate for Blanks)
	SBS	↓	↓									↓
	SBS Dup.											↓
5	<u>PB63</u>	A	<u>41.15</u>									
↓		B	<u>65.35</u>									
4		C	<u>52.52</u>									
5		D	<u>22.09</u>			GAx						
4		E	<u>39.62</u>									
↓		EMS	<u>39.14</u>									
↓		EMS D	<u>39.23</u>									
5		F	<u>39.24</u>									
↓		G	<u>30.52</u>									
↓		H	<u>48.21</u>									
4	↓	I	<u>42.23</u>	↓	↓	↓	↓	↓	↓	↓	↓	
Analyst/Date: <u>WC 6/11/09</u>				<u>6/12/09</u>	<u>6/13/09</u>		<u>6/15/09</u>	<u>6/15/09</u>	<u>6/15/09</u>	<u>6/15/09</u>		<u>1294L</u>

Standard Surrogate	Standard ID	Volume	Expiration Date	Analyst	Witness
Full List Spike	<u>A 2</u>	<u>125µL</u>	<u>2/18/10</u>	<u>WC</u>	<u>WW</u>
Base Spike	<u>7</u>	<u>125µL</u>	<u>2/1/10</u>	<u>WC</u>	<u>WW</u>
Acid Spike	<u>12</u>	<u>125µL</u>	<u>2/5/10</u>	<u>WC</u>	<u>WW</u>
	<u>10</u>	<u>125µL</u>	<u>10/21/09</u>	<u>WC</u>	<u>WW</u>

Extraction Time: 19:05

SPECIAL INSTRUCTIONS: 1. Weigh soil/sed into 600mL or 400mL beakers. 2. Use 5g Pre-Deactivated Sodium Sulfate for Blanks. 3. Add surr/spike. 4. Add 1:1 DCM/Acetone. 5. Dry using neutral Sodium Sulfate-25g Max at first-A small amt of Additional sulfate may be needed after 10 min. or before 2nd sonication? 6. Sonicate 2X with 1:1 DCM/Acetone + 1X DCM only. 7. Collect into 500mL flask + Lq funnel with a small amount of pre-deactivated glasswool only. NO SODIUM SULFATE. 8. KD (Normal Drying Column with pre-deactivated glasswool plug+neutral Sodium Sulfate at 85-90°). (Blanks=only 5g Sodium Sulfate). 9. TurboVap. 10. GPC ~~Optional~~ (1:1) 11. KD (if GPC=No drying column) on 80°. 12. TurboVap. 13. Vial in DCM. A. Need Total Solids Y (N) B. Archive/Freeze Y (N)



ARI Job No.: PB63

Client ID: Environmental Science Corp.

Parameter: BAN PSDDA

Client Project: J-10 - Wen Nord Door

SOP Number(s): 3745

No Anomalies:

List problems, concerns, corrective actions and any other pertinent information

A = moist

F = very wet

B = very wet

g = moist

C =

h = very wet, shells with some organics present

D = ↓, some large rocks, shells? = wet, some organics present

E = very wet

Sample "D" volume reduced based on pre-screen. GPC required. SP 6/10/09

Analyst Initials:

Date:

Analytical Resources Inc.: Organics Instrument Log
NT-6 Serial No.:GC=US00036167, MS=US81221575

Date: 6/11/09 Analysis: BANs Analyst: LTK
 GC Program: ABN1UL Column No: 171037 Column Type: ZB-S MS.
 Instrument Tune (U or .CT.): 090430 090609 EM Voltage: 1529
 Calibration File: 0250609 025611 Curve Date: 6/11/09

IS/SS	Ical/Ccal	LCS/ICV
1564-2	1550-1,2	1507-1
	1551-1	1508-1
	1552-1	1509-1
	1553-1	1510-1

INTERNAL STANDARD SUMMARY FOR DATABATCH - /chem1/nt6.i/20090611.b

Time	Filename	LabID	ClientId	DF
1 1027	0250611.d	ABN 25		1 7.13 112389 9.19 384492 12.03 217478 14.38 336594 18.66 247160 20.78 232938 19.89 347036
2 1104	0800611.d	ABN 80		1 7.14 114460 9.20 384289 12.04 211778 14.39 342675 18.66 285044 20.79 315095 19.90 424428
3 1137	0010611.d	ABN 1		1 7.13 118567 9.19 390523 12.03 217076 14.37 349181 18.65 262092 20.78 256679 19.89 361226
4 1210	0400611.d	ABN 40		1 7.14 142411 9.20 471377 12.04 269613 14.38 448584 18.66 339501 20.79 342314 19.90 481057
5 1242	0050611.d	ABN 5		1 7.13 101091 9.19 339003 12.03 177766 14.38 282699 18.64 229753 20.78 254417 19.89 328726
6 1315	0100611.d	ABN 10		1 7.13 97036 9.19 321647 12.03 175814 14.38 273945 18.65 225200 20.78 242978 19.89 322577
7 1348	0010611a.d	ABN 1		1 7.13 100564 9.19 332068 12.03 175487 14.37 275001 18.64 223930 20.78 249789 19.89 314765
8 1421	0050611a.d	ABN 5		1 7.13 98908 9.19 337167 12.03 181326 14.37 284076 18.65 228455 20.78 233018 19.89 316858
9 1454	icv0611.d	ABN ICV		1 7.13 104875 9.19 355357 12.04 195944 14.38 302996 18.65 251700 20.78 266554 19.89 372937

Handwritten: VTS
6.12.2009

Maintenance / Comments *New liner twoal. Clipped column. Cleaned inlet body & seal.*

Maintenance Verification (Identify ICal or CCal that demonstrates the instrument is in control): 0250611
 Every line must contain information or be lined out. Make all entries legible. Start a new page for each QC period.



GC/MS SVOA Analyst Notes / Corrective Action Log

ARI Project ID: NT6 Curve Client ID: Various

ARI SOP: 801S(SIM-PNA) 802S(BTS-HX) 803S(BTS-PW) 804S(8270D)


Parameter(s): BANS

Instrument: NT-1 NT-2 NT-4 NT-6 NT-8

Curve Date: 6/11/09 Analysis Start Date: _____

DFTPP Tune Meets Criteria?	<u>YES</u> / NO	Internal Standard Meets Criteria?	YES / NO
DDT Breakdown <20%?	<u>YES</u> / NO / NA	Method Blank In Control?	YES/ NO
Peak Tailing Factor In Control?	<u>YES</u> / NO / NA	LCS / LCSD Recovery In Control?	<u>YES</u> / NO
ICal Meets RF & %RSD Criteria?	<u>YES</u> / NO	Surrogate Recovery In Control?	YES / NO
CCal Meets RF & %RSD Criteria?	YES/ NO	Special Analysis Criteria Met?	YES / NO / <u>NA</u>

Detail problems, corrective actions and/or other pertinent information below (use reverse side when necessary): - Linear fit for hexachloro cyclopentadiene and 2,4-Dinitrophenol.



LTR
6/11/09

Additional Details on Reverse: Yes (No)

Analyst Signature: [Signature] Date: 6/11/09

Reviewer's Signature: [Signature] Date: 6/11/09

Analytical Resources Inc.: Organics Instrument Log

NT-6 Serial No.:GC=US00036167, MS=US81221575

Date: 6/11/09 Analysis: BANS Analyst: LJK
 GC Program: ABN10L Column No: 171037 Column Type: ZB-S MS.
 Instrument Tune (U or .CT.): 090609 EM Voltage: 1529
 Calibration File: cc0616 Curve Date: 6/11/09

IS/SS	Ical/Ccal	LCS/ICV
<u>1544-2</u>	<u>1550-1,2</u>	
	<u>1551-1</u>	
	<u>1552-1</u>	
	<u>1553-1</u>	

Time	Filename	LabID	ClientID	DF																
1	1154	cc0616.d	ABN 25	1	6.73	105993	8.80	373044	11.64	215201	13.96	347222	18.21	286167	20.32	253361	19.49	401133		
2	1226	pb63mb.d	PB63MBS1	PB63MBS1	1	6.73	97409	8.80	351858	11.63	197419	13.96	312850	18.20	252536	19.48	350781	20.32	223186	
3	1259	pb63sb.d	PB63LCSS1	PB63LCSS1	1	6.73	96178	8.80	330128	11.63	185433	13.96	285770	18.20	232231	19.48	331444	20.32	241624	
4	1332	pb63a.d	PB63A	3SED8-A	1	6.74	101392	8.80	363778	11.64	203429	13.96	301640	18.21	266431	19.49	365553	20.34	234696	
5	1405	pb63b.d	PB63B	3SED8-B	1	6.74	94458	8.80	332577	11.63	178995	13.96	270182	18.21	291939	19.49	427047	20.34	309474	
6	1437	pb63c.d	PB63C	3SED8-C	1	6.74	103788	8.80	368912	11.63	204436	13.96	301339	18.22	316017	19.50	457767	20.35	321029	
7	1510	pb63d.d	PB63D	3SED5-A	3	6.74	107476	8.80	373577	11.64	202932	13.96	299110	18.23	399704	19.52	590531	20.38	379169	
8	1543	pb63e.d	PB63E	3SED5-B	1	6.74	98021	8.80	342608	11.64	189465	13.97	275469	18.22	301735	19.50	455967	20.35	279121	
9	1616	pb63ema.d	PB63EMS	3SED5-B MS	1	6.75	99634	8.81	343626	11.65	191223	13.97	282035	18.23	304091	19.51	455943	20.36	257299	
10	1649	pb63emd.d	PB63EMSD	3SED5-B MSD	1	6.74	94634	8.81	328285	11.65	178069	13.97	257935	18.23	276773	19.50	411532	20.36	217299	
11	1722	pb63f.d	PB63F	3SED5-C	1	6.74	93100	8.80	318059	11.64	162375	13.97	239738	18.22	213594	19.50	314993	20.35	149040	
12	1755	pb63g.d	PB63G	3SED10-A	1	6.74	96391	8.81	341488	11.64	184708	13.97	260586	18.22	222993	19.50	318436	20.34	142753	
13	1828	pb63h.d	PB63H	3SED10-B	1	6.74	94233	8.81	329842	11.64	181692	13.97	261456	18.22	265485	19.50	391772	20.35	205311	
14	1901	pb63i.d	PB63I	3SED10-C	1	6.74	93310	8.81	324596	11.64	167993	13.97	260789	18.24	280020	19.52	399247	20.37	210337	
15	1934	pb35ed1.d	PB35E	3SED1-C	10	6.74	91915	8.80	293032	11.64	166948	13.97	254038	18.22	229368	19.49	339657	20.34	170064	
16	2008	pb35gd1.d	PB35G	3SED2-A	10	6.73	104512	8.81	338678	11.64	198801	13.97	300665	18.22	240129	19.49	353536	20.34	175873	
17	2041	pb35jd1.d	PB35J	3SED2-C	20	6.74	102594	8.80	333632	11.64	191375	13.97	293654	18.21	231718	19.49	333979	20.34	159041	
18	2114	pc16mb.d	PC16MBS1	PC16MBS1	1	6.73	96889	8.81	317220	11.64	171904	13.97	280804	18.21	256973	19.49	352804	20.34	204712	
19	2147	pc16sb.d	PC16LCSS1	PC16LCSS1	1	6.74	87660	8.81	304000	11.64	170134	13.97	272216	18.22	263985	19.49	376862	20.34	200014	
20	2221	pc16sbd.d	PC16LCSDS1	PC16LCSDS1	1	6.74	92883	8.81	323430	11.64	183219	13.97	275771	18.22	232280	19.49	335801	20.33	151086	
21	2254	pc16b.d	PC16B	MH219-061009	3	6.73	94741	8.81	324483	11.64	190513	13.97	274511	18.22	255922	19.49	359464	20.34	174568	
22	2327	pc16bms.d	PC16BMS	MH219-061009 MS	3	6.74	101636	8.80	348790	11.64	205559	13.97	310846	18.22	278434	19.50	410342	20.35	193298	
23	0000	pc16bmd.d	PC16AMSD	MH219-061009 MSD	3	6.74	97021	8.80	332069	11.64	188056	13.96	279770	18.22	265959	19.49	387350	20.34	178467	

Maintenance / Comments New liner wool, Clipped column. Cleaned inlet body and seal.

LJK
6/11/09

Maintenance Verification (Identify ICal or CCal that demonstrates the instrument is in control): cc0616
 Every line must contain information or be lined out. Make all entries legible. Start a new page for each QC period.
PB63 : 00557
 Revision: 00

GC/MS SVOA Analyst Notes / Corrective Action Log

ARI Project ID: PB63 Client ID: ESC

ARI SOP: 801S(SIM-PNA) 802S(BTS-HX) 803S(BTS-PW) 804S(8270D)

Parameter(s): BANS

Instrument: NT-1 NT-2 NT-4 NT-6 NT-8

Curve Date: 6/11/09 Analysis Start Date: 6/16/09

DFTPP Tune Meets Criteria?	<u>YES</u> / NO	Internal Standard Meets Criteria?	<u>YES</u> / NO
DDT Breakdown <20%?	<u>YES</u> / NO / NA	Method Blank In Control?	<u>YES</u> / NO
Peak Tailing Factor In Control?	<u>YES</u> / NO / NA	LCS / LCSD Recovery In Control?	<u>YES</u> / NO
ICal Meets RF & %RSD Criteria?	<u>YES</u> / NO	Surrogate Recovery In Control?	<u>YES</u> / NO
CCal Meets RF & %RSD Criteria?	<u>YES</u> / NO	Special Analysis Criteria Met?	<u>YES</u> / NO / NA

Detail problems, corrective actions and/or other pertinent information below (use reverse side when necessary):

[Large handwritten scribble covering the text area]

LJK
6/18/09

Additional Details on Reverse: Yes No

Analyst Signature: [Signature] Date: 6/18/09

Reviewer's Signature: [Signature] Date: 6/18/09

SIM Semivolatile Analysis
QC Summary Data

prepared
for

ENVIROMENTAL SCIENCE CORP.

Project: JELD-WEN NORD DOOR, 008.0228.00017

ARI JOB NO: PB63

prepared
by

Analytical Resources, Inc.

SIM SW8270 SURROGATE RECOVERY SUMMARY

Matrix: Sediment

QC Report No: PB63-ENVIROMENTAL SCIENCE CORP.
Project: JELD-WEN NORD DOOR
008.0228.00017

Client ID	FBP	PHL	FPH	CPL	DCB	NBZ	TBP	TER	TOT OU
3SED8-A	76.8%	60.5%	61.1%	90.4%	58.8%	65.2%	83.2%	80.0%	0
3SED8-B	75.2%	112%	69.3%	104%	66.4%	74.4%	89.9%	106%	0
3SED8-C	72.4%	102%	68.0%	94.1%	64.0%	72.4%	89.6%	99.6%	0
3SED5-A	83.2%	73.9%	70.4%	106%	64.8%	71.2%	102%	153%	0
3SED5-A DL	87.6%	81.6%	73.6%	94.4%	66.0%	74.4%	92.0%	97.2%	0
3SED5-B	76.4%	64.5%	71.5%	102%	68.8%	74.0%	96.3%	134%	0
3SED5-B DL	78.0%	72.8%	67.2%	88.0%	63.6%	67.2%	88.0%	108%	0
3SED5-C	72.4%	68.8%	68.5%	94.4%	64.8%	69.2%	93.3%	141%	0
3SED5-C DL	76.8%	69.6%	68.0%	86.4%	61.2%	66.0%	90.4%	113%	0
MB-061009	61.2%	70.1%	58.1%	76.8%	57.6%	57.6%	77.6%	92.0%	0
LCS-061009	67.2%	68.0%	65.3%	86.7%	64.8%	65.2%	82.1%	96.8%	0
3SED10-A	77.2%	65.3%	70.4%	95.5%	67.6%	72.0%	100%	109%	0
3SED10-A MS	81.6%	67.2%	69.6%	94.4%	65.6%	69.2%	93.6%	104%	0
3SED10-A MSD	84.0%	69.9%	73.3%	101%	70.8%	76.4%	106%	108%	0
3SED10-B	71.6%	102%	66.4%	95.5%	60.8%	70.8%	78.4%	137%	0
3SED10-B DL	76.8%	67.2%	67.2%	88.8%	60.0%	74.4%	89.6%	113%	0
3SED10-C	76.8%	73.9%	72.5%	118%	68.8%	72.8%	88.0%	154%	0
3SED10-C DL	82.8%	74.4%	72.8%	95.2%	70.8%	73.2%	96.0%	116%	0

LCS/MB LIMITS QC LIMITS

(FBP) = 2-Fluorobiphenyl	(30-160)	(30-160)
(PHL) = d5-Phenol	(30-160)	(30-160)
(FPH) = 2-Fluorophenol	(30-160)	(30-160)
(CPL) = d4-2-Chlorophenol	(30-160)	(30-160)
(DCB) = d4-1,2-Dichlorobenzene	(30-160)	(30-160)
(NBZ) = d5-Nitrobenzene	(30-160)	(30-160)
(TBP) = 2,4,6-Tribromophenol	(30-160)	(30-160)
(TER) = d14-p-Terphenyl	(30-160)	(30-160)

Prep Method: SW3550B
Log Number Range: 09-12942 to 09-12950

ORGANICS ANALYSIS DATA SHEET

Semivolatiles by Selected Ion Monitoring GC/MS

Sample ID: 3SED10-A

Page 1 of 1

MATRIX SPIKE

Lab Sample ID: PB63G


QC Report No: PB63-ENVIRONMENTAL SCIENCE CORP.

LIMS ID: 09-12948

Project: JELD-WEN NORD DOOR

Matrix: Sediment

Event: 008.0228.00017

Data Release Authorized: 

Date Sampled: 06/05/09

Reported: 06/22/09

Date Received: 06/05/09

Date Extracted MS/MSD: 06/10/09

Sample Amount MS: 16.4 g-dry-wt

MSD: 16.4 g-dry-wt

Date Analyzed MS: 06/18/09 13:47

Final Extract Volume MS: 1.0 mL

MSD: 06/18/09 14:21

MSD: 1.0 mL

Instrument/Analyst MS: NT2/PK

Dilution Factor MS: 1.00

MSD: NT2/PK

MSD: 1.00

Analyte	Sample	MS	Spike Added-MS	MS Recovery	MSD	Spike Added-MSD	MSD Recovery	RPD
Dibenz(a,h)anthracene	< 6.1 U	156	152	103%	166	152	109%	6.2%
1,4-Dichlorobenzene	< 6.1 U	104	152	68.4%	112	152	73.7%	7.4%
1,2,4-Trichlorobenzene	< 6.1 U	114	152	75.0%	125	152	82.2%	9.2%
Hexachlorobenzene	< 6.1 U	141	152	92.8%	153	152	101%	8.2%
Hexachlorobutadiene	< 6.1 U	124	152	81.6%	132	152	86.8%	6.2%
Dimethylphthalate	< 15.2 U	134	152	88.2%	139	152	91.4%	3.7%
Butylbenzylphthalate	< 15.2 U	142	152	93.4%	155	152	102%	8.8%
2-Methylphenol	< 6.1 U	122	152	80.3%	119	152	78.3%	2.5%
2,4-Dimethylphenol	< 6.1 U	87.8	152	57.8%	82.9	152	54.5%	5.7%
N-Nitrosodiphenylamine	< 6.1 U	124	152	81.6%	134	152	88.2%	7.8%
Benzyl Alcohol	< 30.3 U	185	305	60.7%	246	305	80.7%	28.3%
Pentachlorophenol	< 30.3 U	121	152	79.6%	195	152	128%	46.8%
1,2-Dichlorobenzene	< 6.1 U	111	152	73.0%	119	152	78.3%	7.0%
1,3-Dichlorobenzene	< 6.1 U	107	152	70.4%	113	152	74.3%	5.5%

Reported in $\mu\text{g}/\text{kg}$ (ppb)

RPD calculated using sample concentrations per SW846.

ORGANICS ANALYSIS DATA SHEET

Semivolatiles by Selected Ion Monitoring GC/MS

Sample ID: LCS-061009

Page 1 of 1

LAB CONTROL SAMPLE

Lab Sample ID: LCS-061009


QC Report No: PB63-ENVIRONMENTAL SCIENCE CORP.

LIMS ID: 09-12948

Project: JELD-WEN NORD DOOR

Matrix: Sediment

Event: 008.0228.00017

Data Release Authorized: 

Date Sampled: NA

Reported: 06/22/09

Date Received: NA

Date Extracted: 06/10/09

Sample Amount LCS: 16.0 g-dry-wt

Date Analyzed LCS: 06/18/09 12:39

Final Extract Volume LCS: 1.0 mL

Instrument/Analyst LCS: NT2/PK

Dilution Factor LCS: 1.00

Analyte	LCS	Spike Added	Recovery
Dibenz(a,h)anthracene	176	156	113%
1,4-Dichlorobenzene	100	156	64.1%
1,2,4-Trichlorobenzene	110	156	70.5%
Hexachlorobenzene	128	156	82.1%
Hexachlorobutadiene	116	156	74.4%
Dimethylphthalate	122	156	78.2%
Butylbenzylphthalate	156	156	100%
2-Methylphenol	132	156	84.6%
2,4-Dimethylphenol	48.8	156	31.3%
N-Nitrosodiphenylamine	104	156	66.7%
Benzyl Alcohol	< 31.2 U	312	NA
Pentachlorophenol	97.5	156	62.5%
1,2-Dichlorobenzene	109	156	69.9%
1,3-Dichlorobenzene	104	156	66.7%

Reported in $\mu\text{g}/\text{kg}$ (ppb)

NA-No recovery due to high concentration of analyte in original sample, calculated negative recovery, or undetected spike.

SIM Semivolatile Surrogate Recovery

2-Fluorobiphenyl	67.2%
d5-Phenol	68.0%
2-Fluorophenol	65.3%
d4-2-Chlorophenol	86.7%
d4-1,2-Dichlorobenzene	64.8%
d5-Nitrobenzene	65.2%
2,4,6-Tribromophenol	82.1%
d14-p-Terphenyl	96.8%

4B
SEMIVOLATILE METHOD BLANK SUMMARY

BLANK NO.

PB63MBS1

Lab Name: ANALYTICAL RESOURCES, INC
ARI Job No: PB63
Lab File ID: 061801
Instrument ID: NT2
Matrix: SOLID

Client: ESC
Project: JELD-WEN NORD DOOR
Date Extracted: 06/10/09
Date Analyzed: 06/18/09
Time Analyzed: 1205

THIS METHOD BLANK APPLIES TO THE FOLLOWING SAMPLES, MS and MSD:

	CLIENT SAMPLE NO.	LAB SAMPLE ID	LAB FILE ID	DATE ANALYZED
	=====	=====	=====	=====
01	PB63LCSS1	PB63LCSS1	061802	06/18/09
02	3SED10-A	PB63G	061809	06/18/09
03	3SED10-A MS	PB63GMS	061810	06/18/09
04	3SED10-A MSD	PB63GMSD	061811	06/18/09
05	3SED8-A	PB63A	061803	06/18/09
06	3SED8-B	PB63B	061804	06/18/09
07	3SED8-C	PB63C	061805	06/18/09
08	3SED5-A	PB63D	061806	06/18/09
09	3SED5-B	PB63E	061807	06/18/09
10	3SED5-C	PB63F	061808	06/18/09
11	3SED10-B	PB63H	061812	06/18/09
12	3SED10-C	PB63I	061813	06/18/09
13	3SED5-A	PB63D	061901	06/19/09
14	3SED5-B	PB63E	061902	06/19/09
15	3SED5-C	PB63F	061903	06/19/09
16	3SED10-B	PB63H	061904	06/19/09
17	3SED10-C	PB63I	061905	06/19/09
18				
19				
20				
21				
22				
23				
24				
25				
26				
27				
28				
29				
30				

COMMENTS:

5B
SEMIVOLATILE ORGANIC INSTRUMENT PERFORMANCE CHECK
DECAFLUOROTRIPHENYLPHOSPHINE (DFTPP)

Lab Name: ANALYTICAL RESOURCES, INC

Client: ESC

Instrument ID: NT2

Project: JELD-WEN NORD DOOR

DFTPP Injection Date: 05/11/09

DFTPP Injection Time: 1113

m/e	ION ABUNDANCE CRITERIA	% RELATIVE ABUNDANCE
51	30.0 - 80.0% of mass 198	64.6
68	Less than 2.0% of mass 69	0.0 (0.0)1
69	Mass 69 relative abundance	85.1
70	Less than 2.0% of mass 69	0.2 (0.2)1
127	25.0 - 75.0% of mass 198	60.7
197	Less than 1.0% of mass 198	0.0
198	Base Peak, 100% relative abundance	100.0
199	5.0 to 9.0% of mass 198	6.8
275	10.0 - 30.0% of mass 198	24.6
365	Greater than 0.75% of mass 198	3.03
441	Present, but less than mass 443	10.8
442	40.0 - 110.0% of mass 198	74.9
443	15.0 - 24.0% of mass 442	14.7 (19.6)2

1-Value is % mass 69

2-Value is % mass 442

THIS CHECK APPLIES TO THE FOLLOWING SAMPLES, MS, MSD, BLANKS, AND STANDARDS:

	CLIENT SAMPLE NO.	LAB SAMPLE ID	LAB FILE ID	DATE ANALYZED	TIME ANALYZED
01		ABN 2.5	IC051101	05/11/09	1217
02		ABN 10	IC051102	05/11/09	1250
03		ABN 0.1	IC051103	05/11/09	1323
04		ABN 5	IC051104	05/11/09	1357
05		ABN 0.5	IC051105	05/11/09	1432
06		ABN 1	IC051106	05/11/09	1506
07					
08					
09					
10					
11					
12					
13					
14					
15					
16					
17					
18					
19					
20					
21					
22					

5B
SEMIVOLATILE ORGANIC INSTRUMENT PERFORMANCE CHECK
DECAFLUOROTRIPHENYLPHOSPHINE (DFTPP)

Lab Name: ANALYTICAL RESOURCES, INC

Client: ESC

Instrument ID: NT2

Project: JELD-WEN NORD DOOR

DFTPP Injection Date: 06/18/09

DFTPP Injection Time: 1038

m/e	ION ABUNDANCE CRITERIA	% RELATIVE ABUNDANCE
51	30.0 - 80.0% of mass 198	64.1
68	Less than 2.0% of mass 69	0.0 (0.0)1
69	Mass 69 relative abundance	86.1
70	Less than 2.0% of mass 69	0.5 (0.6)1
127	25.0 - 75.0% of mass 198	64.5
197	Less than 1.0% of mass 198	0.0
198	Base Peak, 100% relative abundance	100.0
199	5.0 to 9.0% of mass 198	7.5
275	10.0 - 30.0% of mass 198	25.2
365	Greater than 0.75% of mass 198	3.41
441	Present, but less than mass 443	11.1
442	40.0 - 110.0% of mass 198	71.2
443	15.0 - 24.0% of mass 442	15.6 (21.9)2

1-Value is % mass 69

2-Value is % mass 442

THIS CHECK APPLIES TO THE FOLLOWING SAMPLES, MS, MSD, BLANKS, AND STANDARDS:

	CLIENT SAMPLE NO.	LAB SAMPLE ID	LAB FILE ID	DATE ANALYZED	TIME ANALYZED
01		ABN 2.5	CC0618	06/18/09	1122
02	PB63MBS1	PB63MBS1	061801	06/18/09	1205
03	PB63LCSS1	PB63LCSS1	061802	06/18/09	1239
04	3SED10-A	PB63G	061809	06/18/09	1313
05	3SED10-A MS	PB63GMS	061810	06/18/09	1347
06	3SED10-A MSD	PB63GMSD	061811	06/18/09	1421
07	3SED8-A	PB63A	061803	06/18/09	1456
08	3SED8-B	PB63B	061804	06/18/09	1530
09	3SED8-C	PB63C	061805	06/18/09	1604
10	3SED5-A	PB63D	061806	06/18/09	1638
11	3SED5-B	PB63E	061807	06/18/09	1712
12	3SED5-C	PB63F	061808	06/18/09	1746
13	3SED10-B	PB63H	061812	06/18/09	1821
14	3SED10-C	PB63I	061813	06/18/09	1855
15					
16					
17					
18					
19					
20					
21					
22					

5B
SEMIVOLATILE ORGANIC INSTRUMENT PERFORMANCE CHECK
DECAFLUOROTRIPHENYLPHOSPHINE (DFTPP)

Lab Name: ANALYTICAL RESOURCES, INC

Client: ESC

Instrument ID: NT2

Project: JELD-WEN NORD DOOR

DFTPP Injection Date: 06/19/09

DFTPP Injection Time: 1057

m/e	ION ABUNDANCE CRITERIA	% RELATIVE ABUNDANCE
51	30.0 - 80.0% of mass 198	63.7
68	Less than 2.0% of mass 69	0.8 (1.0)1
69	Mass 69 relative abundance	81.9
70	Less than 2.0% of mass 69	0.7 (0.9)1
127	25.0 - 75.0% of mass 198	62.1
197	Less than 1.0% of mass 198	0.6
198	Base Peak, 100% relative abundance	100.0
199	5.0 to 9.0% of mass 198	6.4
275	10.0 - 30.0% of mass 198	26.2
365	Greater than 0.75% of mass 198	3.68
441	Present, but less than mass 443	12.5
442	40.0 - 110.0% of mass 198	74.8
443	15.0 - 24.0% of mass 442	14.5 (19.4)2

1-Value is % mass 69

2-Value is % mass 442

THIS CHECK APPLIES TO THE FOLLOWING SAMPLES, MS, MSD, BLANKS, AND STANDARDS:

	CLIENT SAMPLE NO.	LAB SAMPLE ID	LAB FILE ID	DATE ANALYZED	TIME ANALYZED
01		ABN 2.5	CC0619	06/19/09	1136
02	3SED5-A	PB63D	061901	06/19/09	1253
03	3SED5-B	PB63E	061902	06/19/09	1326
04	3SED5-C	PB63F	061903	06/19/09	1401
05	3SED10-B	PB63H	061904	06/19/09	1435
06	3SED10-C	PB63I	061905	06/19/09	1508
07					
08					
09					
10					
11					
12					
13					
14					
15					
16					
17					
18					
19					
20					
21					
22					

8B
SEMIVOLATILE INTERNAL STANDARD AREA AND RT SUMMARY

Lab Name: ANALYTICAL RESOURCES, INC

Client: ESC

ARI Job No: PB63

Project: JELD-WEN NORD DOOR

Ical Midpoint ID: IC051101

Ical Date: 05/11/09

Instrument ID: NT2

Cont. Cal Date: 06/18/09

	IS1 (DCB) AREA #	RT #	IS2 (NPT) AREA #	RT #	IS3 (ANT) AREA #	RT #
ICAL MIDPT	119785	7.88	372217	9.88	182713	12.72
UPPER LIMIT	239570	8.38	744434	10.38	365426	13.22
LOWER LIMIT	59892	7.38	186108	9.38	91356	12.22
Sample ID						
00 CC0618	131933	7.06	420445	9.02	197011	11.83
01 PB63MBS1	145201	7.04	448645	9.02	218189	11.83
02 PB63LCSS1	137842	7.04	430709	9.02	212667	11.83
03 3SED10-A	134201	7.06	404224	9.02	198788	11.83
04 3SED10-A MS	133466	7.05	408781	9.02	190169	11.83
05 3SED10-A MSD	127631	7.06	384585	9.02	185243	11.83
06 3SED8-A	129072	7.06	398360	9.02	192584	11.85
07 3SED8-B	134268	7.05	412620	9.02	215103	11.85
08 3SED8-C	128549	7.05	403478	9.02	210910	11.85
09 3SED5-A	124909	7.05	389284	9.02	199359	11.85
10 3SED5-B	131244	7.05	392717	9.02	215060	11.85
11 3SED5-C	130725	7.05	394185	9.02	216083	11.85
12 3SED10-B	131414	7.06	395156	9.02	216609	11.85
13 3SED10-C	128850	7.05	391447	9.02	215196	11.85
14						
15						
16						
17						
18						
19						
20						
21						
22						

IS1 = 1,4-Dichlorobenzene-d4

IS2 = Naphthalene-d8

IS3 = Acenaphthene-d10

AREA UPPER LIMIT = +100% of internal standard area from Ical midpoint
 AREA LOWER LIMIT = - 50% of internal standard area from Ical midpoint
 RT UPPER LIMIT = + 0.50 minutes of internal standard RT from Cont. Cal
 RT LOWER LIMIT = - 0.50 minutes of internal standard RT from Cont. Cal

* Values outside of QC limits.

8C
SEMIVOLATILE INTERNAL STANDARD AREA AND RT SUMMARY

Lab Name: ANALYTICAL RESOURCES, INC

Client: ESC

ARI Job No: PB63

Project: JELD-WEN NORD DOOR

Ical Midpoint ID: 061813

Ical Date: 05/11/09

Instrument ID: NT2

Cont. Cal Date: 06/18/09

	IS4 (PHN) AREA #	RT #	IS5 (CRY) AREA #	RT #	IS6 (PRY) AREA #	RT #
ICAL MIDPT	286879	15.09	251912	19.41	231524	21.58
UPPER LIMIT	573758	15.59	503824	19.91	463048	22.08
LOWER LIMIT	143440	14.59	125956	18.91	115762	21.08
Sample ID						
00 CC0618	333538	14.18	274229	18.43	249843	20.57
01 PB63MBS1	336854	14.18	277000	18.43	217772	20.57
02 PB63LCSS1	337155	14.18	279360	18.43	243223	20.57
03 3SED10-A	310880	14.18	214348	18.43	176608	20.57
04 3SED10-A MS	330514	14.17	221887	18.44	185753	20.57
05 3SED10-A MSD	303966	14.18	210234	18.45	171364	20.58
06 3SED8-A	365662	14.21	316859	18.51	166650	20.63
07 3SED8-B	402772	14.19	259969	18.46	166962	20.60
08 3SED8-C	362108	14.19	246836	18.46	157569	20.60
09 3SED5-A	292360	14.19	148598	18.49	69996*	20.66
10 3SED5-B	386197	14.19	179213	18.46	60628*	20.60
11 3SED5-C	382562	14.19	175835	18.46	60665*	20.60
12 3SED10-B	423800	14.19	183030	18.48	59656*	20.60
13 3SED10-C	409292	14.19	183511	18.48	58740*	20.60
14						
15						
16						
17						
18						
19						
20						
21						
22						

IS4 = Phenanthrene-d10
IS5 = Chrysene-d12
IS6 = Perylene-d12

AREA UPPER LIMIT = +100% of internal standard area from Ical midpoint
AREA LOWER LIMIT = - 50% of internal standard area from Ical midpoint
RT UPPER LIMIT = + 0.50 minutes of internal standard RT from Cont. Cal
RT LOWER LIMIT = - 0.50 minutes of internal standard RT from Cont. Cal

* Values outside of QC limits.

8B
SEMIVOLATILE INTERNAL STANDARD AREA AND RT SUMMARY

Lab Name: ANALYTICAL RESOURCES, INC

Client: ESC

ARI Job No: PB63

Project: JELD-WEN NORD DOOR

Ical Midpoint ID: IC051101

Ical Date: 05/11/09

Instrument ID: NT2

Cont. Cal Date: 06/19/09

	IS1 (DCB) AREA #	RT #	IS2 (NPT) AREA #	RT #	IS3 (ANT) AREA #	RT #
=====	=====	=====	=====	=====	=====	=====
ICAL MIDPT	119785	7.88	372217	9.88	182713	12.72
UPPER LIMIT	239570	8.38	744434	10.38	365426	13.22
LOWER LIMIT	59892	7.38	186108	9.38	91356	12.22
=====	=====	=====	=====	=====	=====	=====
Sample ID						
=====	=====	=====	=====	=====	=====	=====
00 CC0619	123336	6.82	375970	8.80	185674	11.61
01 3SED5-A	124968	6.82	358690	8.80	176996	11.61
02 3SED5-B	130333	6.84	388236	8.80	188702	11.61
03 3SED5-C	125552	6.84	375496	8.80	184890	11.61
04 3SED10-B	125960	6.83	367533	8.81	181517	11.61
05 3SED10-C	122218	6.84	355987	8.81	175685	11.61
06						
07						
08						
09						
10						
11						
12						
13						
14						
15						
16						
17						
18						
19						
20						
21						
22						

IS1 = 1,4-Dichlorobenzene-d4

IS2 = Naphthalene-d8

IS3 = Acenaphthene-d10

AREA UPPER LIMIT = +100% of internal standard area from Ical midpoint
 AREA LOWER LIMIT = - 50% of internal standard area from Ical midpoint
 RT UPPER LIMIT = + 0.50 minutes of internal standard RT from Cont. Cal
 RT LOWER LIMIT = - 0.50 minutes of internal standard RT from Cont. Cal

* Values outside of QC limits.

8C
SEMIVOLATILE INTERNAL STANDARD AREA AND RT SUMMARY

Lab Name: ANALYTICAL RESOURCES, INC

Client: ESC

ARI Job No: PB63

Project: JELD-WEN NORD DOOR

Ical Midpoint ID: 061905

Ical Date: 05/11/09

Instrument ID: NT2

Cont. Cal Date: 06/19/09

	IS4 (PHN) AREA #	RT #	IS5 (CRY) AREA #	RT #	IS6 (PRY) AREA #	RT #
ICAL MIDPT	286879	15.09	251912	19.41	231524	21.58
UPPER LIMIT	573758	15.59	503824	19.91	463048	22.08
LOWER LIMIT	143440	14.59	125956	18.91	115762	21.08
Sample ID						
00 CC0619	306669	13.93	248648	18.18	221238	20.31
01 3SED5-A	286714	13.93	222868	18.20	138124	20.37
02 3SED5-B	319832	13.94	214072	18.18	155527	20.31
03 3SED5-C	310262	13.93	214684	18.18	152613	20.31
04 3SED10-B	324530	13.93	223613	18.18	159373	20.31
05 3SED10-C	318448	13.94	216171	18.18	154448	20.31
06						
07						
08						
09						
10						
11						
12						
13						
14						
15						
16						
17						
18						
19						
20						
21						
22						

IS4 = Phenanthrene-d10

IS5 = Chrysene-d12

IS6 = Perylene-d12

AREA UPPER LIMIT = +100% of internal standard area from Ical midpoint
 AREA LOWER LIMIT = - 50% of internal standard area from Ical midpoint
 RT UPPER LIMIT = + 0.50 minutes of internal standard RT from Cont. Cal
 RT LOWER LIMIT = - 0.50 minutes of internal standard RT from Cont. Cal

* Values outside of QC limits.

SIM Semivolatile Analysis
Sample Data

prepared
for

ENVIROMENTAL SCIENCE CORP.

Project: JELD-WEN NORD DOOR, 008.0228.00017

ARI JOB NO: PB63

prepared
by

Analytical Resources, Inc.

ORGANICS ANALYSIS DATA SHEET

Semivolatiles by Selected Ion Monitoring GC/MS

Sample ID: 3SED8-A

Page 1 of 1

SAMPLE

Lab Sample ID: PB63A

QC Report No: PB63-ENVIRONMENTAL SCIENCE CORP.

LIMS ID: 09-12942

Project: JELD-WEN NORD DOOR

Matrix: Sediment

Event: 008.0228.00017

Data Release Authorized:

Date Sampled: 06/05/09

Reported: 06/22/09

Date Received: 06/05/09

Date Extracted: 06/10/09

Sample Amount: 16.6 g-dry-wt

Date Analyzed: 06/18/09 14:56

Final Extract Volume: 1.0 mL

Instrument/Analyst: NT2/PK

Dilution Factor: 1.00

GPC Cleanup: Yes

Percent Moisture: 38.8%

Silica Gel Cleanup: No

Alumina Cleanup: No

CAS Number	Analyte	RL	Result
53-70-3	Dibenz (a, h) anthracene	6.0	160
106-46-7	1,4-Dichlorobenzene	6.0	< 6.0 U
120-82-1	1,2,4-Trichlorobenzene	6.0	< 6.0 U
118-74-1	Hexachlorobenzene	6.0	< 6.0 U
87-68-3	Hexachlorobutadiene	6.0	< 6.0 U
131-11-3	Dimethylphthalate	15	< 15 U
85-68-7	Butylbenzylphthalate	15	35
95-48-7	2-Methylphenol	6.0	< 6.0 U
105-67-9	2,4-Dimethylphenol	6.0	< 6.0 U
86-30-6	N-Nitrosodiphenylamine	6.0	< 6.0 U
100-51-6	Benzyl Alcohol	30	< 30 U
87-86-5	Pentachlorophenol	30	120
95-50-1	1,2-Dichlorobenzene	6.0	< 6.0 U
541-73-1	1,3-Dichlorobenzene	6.0	< 6.0 U

Reported in µg/kg (ppb)

SIM Semivolatile Surrogate Recovery

2-Fluorobiphenyl	76.8%	d5-Phenol	60.5%
2-Fluorophenol	61.1%	d4-2-Chlorophenol	90.4%
d4-1,2-Dichlorobenzene	58.8%	d5-Nitrobenzene	65.2%
2,4,6-Tribromophenol	83.2%	d14-p-Terphenyl	80.0%

Analytical Resources, Inc.

Semivolatle Report SW846 Method 8270D

Data file : /chem3/nt2.i/20090618.b/061803.d
 Lab Smp Id: PB63A Client Smp ID: 3SED8-A
 Inj Date : 18-JUN-2009 14:56
 Operator : VTS Inst ID: nt2.i
 Smp Info : PB63A
 Misc Info : 09-12942
 Comment :
 Method : /chem3/nt2.i/20090618.b/SIMABN.m
 Meth Date : 18-Jun-2009 12:07 peter Quant Type: ISTD
 Cal Date : 11-MAY-2009 13:57 Cal File: ic051104.d
 Als bottle: 6
 Dil Factor: 1.00000
 Integrator: HP RTE Compound Sublist: wind.sub
 Target Version: 3.50
 Processing Host: cserv3

Concentration Formula: Amt * DF * Vt/(Ws * (100 - M)/100) * CpndVariable

Name	Value	Description
DF	1.00000	Dilution Factor
Vt	1000.00000	Volume of final extract (uL)
Ws	27.10000	Weight of sample extracted (g)
M	38.80000	% Moisture

Cpnd Variable

Local Compound Variable

Compounds	QUANT SIG	RT	EXP RT	REL RT	RESPONSE	CONCENTRATIONS	
						ON-COLUMN (ug/mL)	FINAL (ug/kg)
\$ 1 2-Fluorophenol	112	5.269	5.206	(0.747)	176963	2.29484	138.4
\$ 2 Phenol-d5	99	6.738	6.669	(0.955)	232130	2.27336	137.1 (H)
3 Phenol	94	6.761	6.680	(0.958)	44058	0.32353	19.51
\$ 5 2-Chlorophenol-d4	132	6.785	6.761	(0.962)	232949	3.39478	204.7
7 1,3-Dichlorobenzene	146	Compound Not Detected.					
* 8 1,4-Dichlorobenzene-d4	152	7.055	7.055	(1.000)	129072	2.00000	
9 1,4-Dichlorobenzene	146	Compound Not Detected.					
\$ 10 1,2-Dichlorobenzene-d4	152	7.332	7.332	(1.039)	72083	1.46997	88.63
11 Benzyl alcohol	79	Compound Not Detected.					
12 1,2-Dichlorobenzene	146	Compound Not Detected.					
13 2-Methylphenol	108	7.592	7.576	(1.076)	4265	0.05179	3.122
15 4-Methylphenol	108	7.823	7.807	(1.109)	18139	0.21541	12.99
16 N-Nitroso-di-n-propylamine	70	Compound Not Detected.					
\$ 18 Nitrobenzene-d5	82	7.946	7.946	(0.880)	175765	1.62539	98.00

Compounds	QUANT SIG		CONCENTRATIONS					
	MASS	RT	EXP RT	REL RT	RESPONSE	ON-COLUMN (ug/mL)	FINAL (ug/kg)	
22 2,4-Dimethylphenol	107	8.621	8.602	(0.955)	9017	0.09211	5.554	
26 1,2,4-Trichlorobenzene	180	Compound Not Detected.						
* 27 Naphthalene-d8	136	9.024	9.024	(1.000)	398360	2.00000		
30 Hexachlorobutadiene	225	Compound Not Detected.						
\$ 36 2-Fluorobiphenyl	172	10.811	10.811	(0.912)	263713	1.91944	115.7	
39 Dimethylphthalate	163	Compound Not Detected.						
* 42 Acenaphthene-d10	162	11.849	11.832	(1.000)	192584	2.00000		
50 Diethylphthalate	149	12.698	12.686	(1.072)	31399	0.21387	12.90	
54 N-Nitrosodiphenylamine	169	Compound Not Detected.						
\$ 55 2,4,6-Tribromophenol	330	13.126	13.125	(0.924)	53933	3.12019	188.1	
57 Hexachlorobenzene	284	Compound Not Detected.						
58 Pentachlorophenol	266	14.067	14.021	(0.990)	49304	2.00469	120.9	
* 59 Phenanthrene-d10	188	14.206	14.175	(1.000)	365662	2.00000		
\$ 66 Terphenyl-d14	244	16.836	16.813	(0.910)	196705	1.99568	120.3	
67 Butylbenzylphthalate	149	17.738	17.704	(0.958)	72098	0.58496	35.27 (M)	
* 69 Chrysene-d12	240	18.506	18.430	(1.000)	316859	2.00000		
* 77 Perylene-d12	264	20.630	20.569	(1.000)	166650	2.00000		
79 Dibenzo(a,h)anthracene	278	22.000	21.954	(1.066)	210293	2.71679	163.8 (M)	
90 N-Nitrosodimethylamine	74	Compound Not Detected.						

QC Flag Legend

M - Compound response manually integrated.
 H - Operator selected an alternate compound hit.

Analytical Resources, Inc.

INTERNAL STANDARD COMPOUNDS
 AREA AND RT SUMMARY

Instrument ID: nt2.i	Calibration Date: 18-JUN-2009
Lab File ID: 061803.d	Calibration Time: 11:22
Lab Smp Id: PB63A	Client Smp ID: 3SED8-A
Analysis Type: SV	Level: LOW
Quant Type: ISTD	Sample Type: Sediment
Operator: VTS	
Method File: /chem3/nt2.i/20090618.b/SIMABN.m	
Misc Info: 09-12942	

Test Mode: Use Initial Calibration Level 4.

COMPOUND	STANDARD	AREA LIMIT		SAMPLE	%DIFF
		LOWER	UPPER		
8 1,4-Dichlorobenze	119785	59892	239570	129072	7.75
27 Naphthalene-d8	372217	186108	744434	398360	7.02
42 Acenaphthene-d10	182713	91356	365426	192584	5.40
59 Phenanthrene-d10	286879	143440	573758	365662	27.46
69 Chrysene-d12	251912	125956	503824	316859	25.78
77 Perylene-d12	231524	115762	463048	166650	-28.02

COMPOUND	STANDARD	RT LIMIT		SAMPLE	%DIFF
		LOWER	UPPER		
8 1,4-Dichlorobenze	7.06	6.56	7.56	7.06	0.01
27 Naphthalene-d8	9.02	8.52	9.52	9.02	0.00
42 Acenaphthene-d10	11.83	11.33	12.33	11.85	0.15
59 Phenanthrene-d10	14.18	13.68	14.68	14.21	0.22
69 Chrysene-d12	18.43	17.93	18.93	18.51	0.41
77 Perylene-d12	20.57	20.07	21.07	20.63	0.30

AREA UPPER LIMIT = +100% of internal standard area.
 AREA LOWER LIMIT = - 50% of internal standard area.
 RT UPPER LIMIT = + 0.50 minutes of internal standard RT.
 RT LOWER LIMIT = - 0.50 minutes of internal standard RT.

Analytical Resources, Inc.

RECOVERY REPORT

Client Name: ESC
 Sample Matrix: SOLID
 Lab Smp Id: PB63A
 Level: LOW
 Data Type: MS DATA
 SpikeList File: wind.spk
 Sublist File: wind.sub
 Method File: /chem3/nt2.i/20090618.b/SIMABN.m
 Misc Info: 09-12942

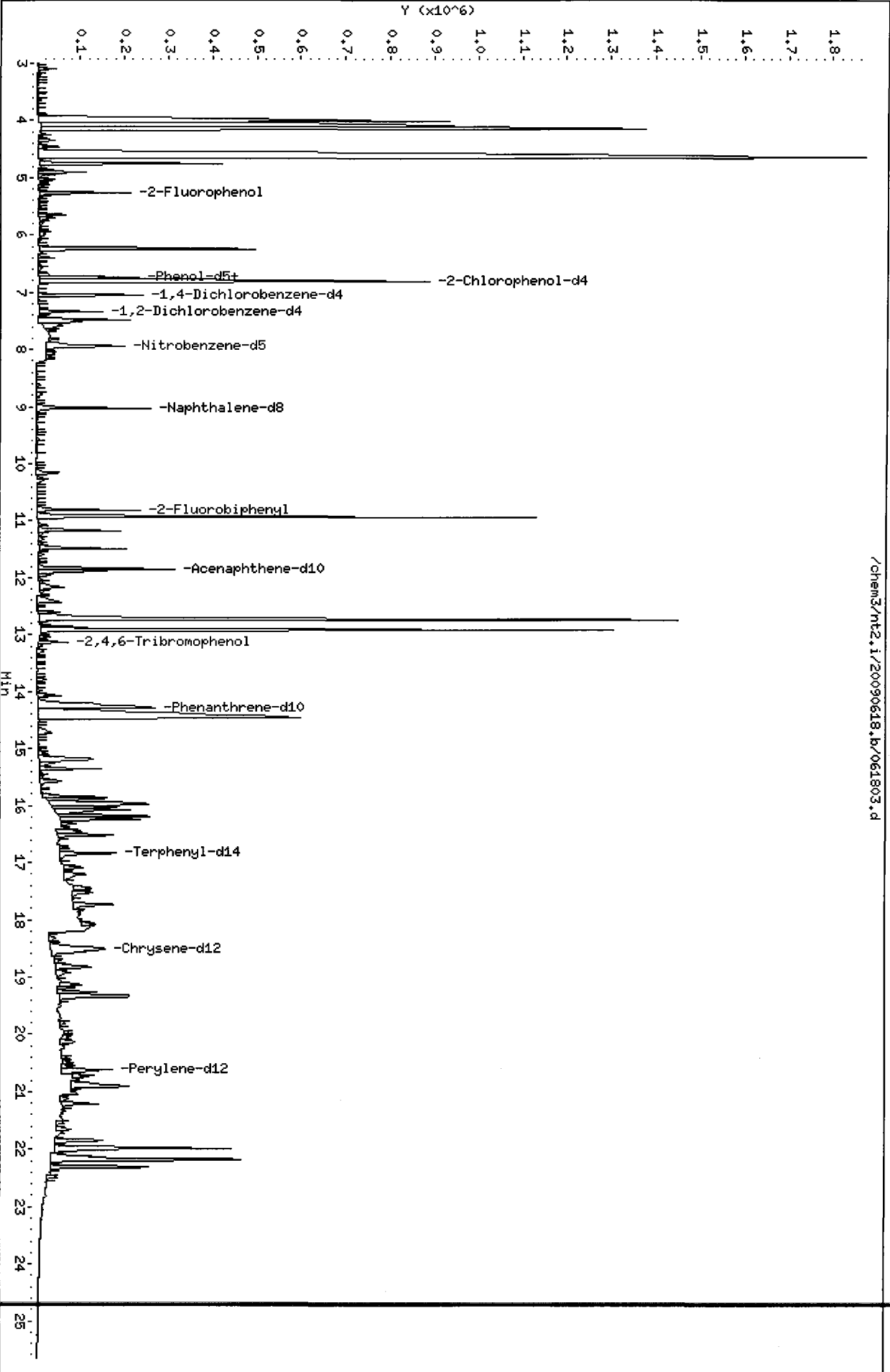
Client SDG: PB63
 Fraction: SV
 Client Smp ID: 3SED8-A
 Operator: VTS
 SampleType: SAMPLE
 Quant Type: ISTD

SURROGATE COMPOUND	CONC ADDED ug/kg	CONC RECOVERED ug/kg	% RECOVERED	LIMITS
\$ 1 2-Fluorophenol	226.1	138.4	61.20	30-160
\$ 2 Phenol-d5	226.1	137.1	60.62	30-160
\$ 5 2-Chlorophenol-d4	226.1	204.7	90.53	30-160
\$ 10 1,2-Dichlorobenzen	150.7	88.63	58.80	30-160
\$ 18 Nitrobenzene-d5	150.7	98.00	65.02	30-160
\$ 36 2-Fluorobiphenyl	150.7	115.7	76.78	30-160
\$ 55 2,4,6-Tribromophen	226.1	188.1	83.20	30-160
\$ 66 Terphenyl-d14	150.7	120.3	79.83	30-160

Data File: /chem3/nt2.i/20090618.b/061803.d
Date: 18-JUN-2009 14:56
Client ID: 3SED8-A
Sample Info: PB63A
Volume Injected (uL): 2.0
Column phase: ZR-5

Instrument: nt2.i
Operator: VTS
Column diameter: 0.32

/chem3/nt2.i/20090618.b/061803.d



Date : 18-JUN-2009 14:56

Client ID: 3SED8-A

Instrument: nt2.i

Sample Info: PB63A

Volume Injected (uL): 2.0

Operator: VTS

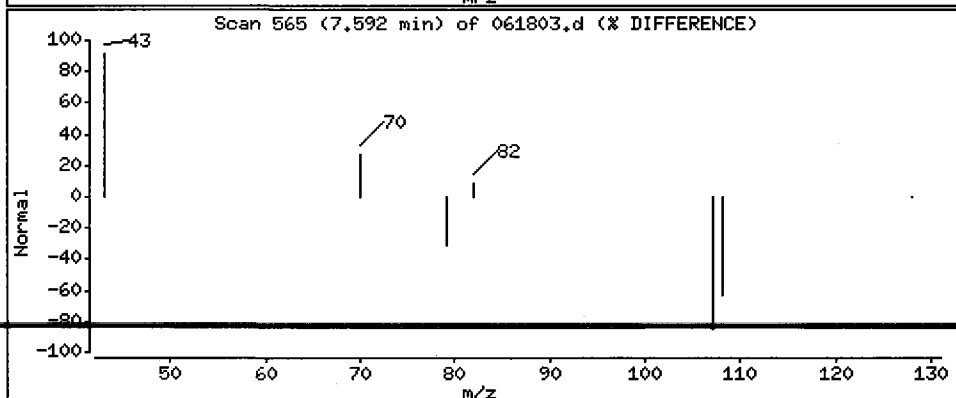
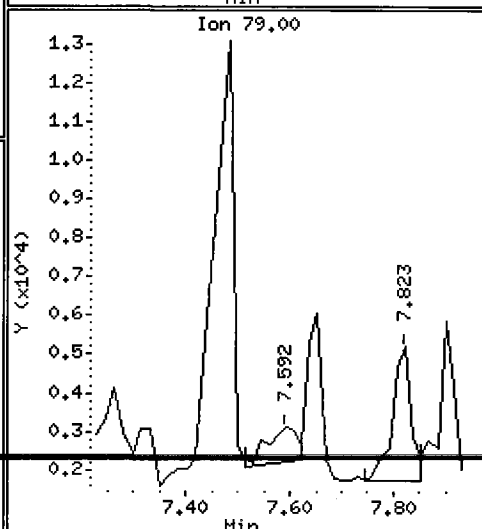
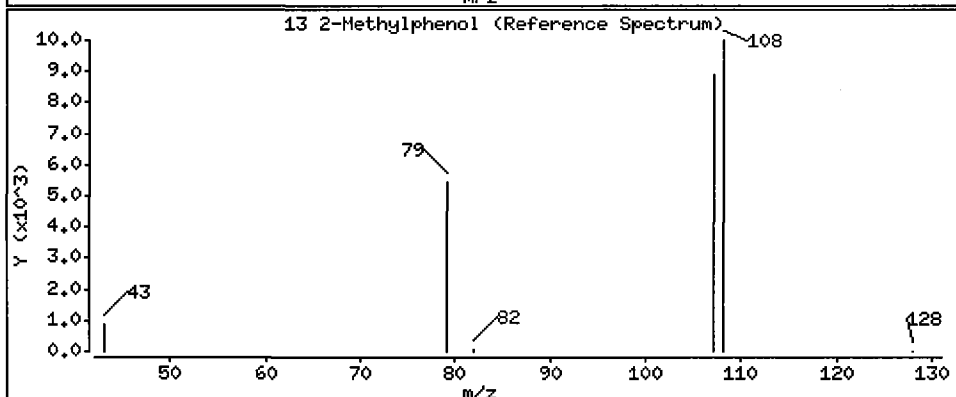
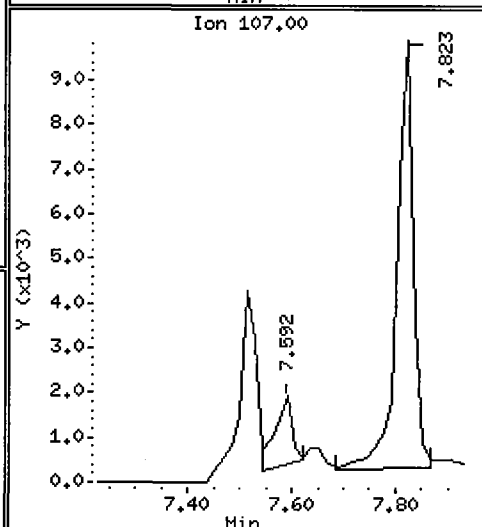
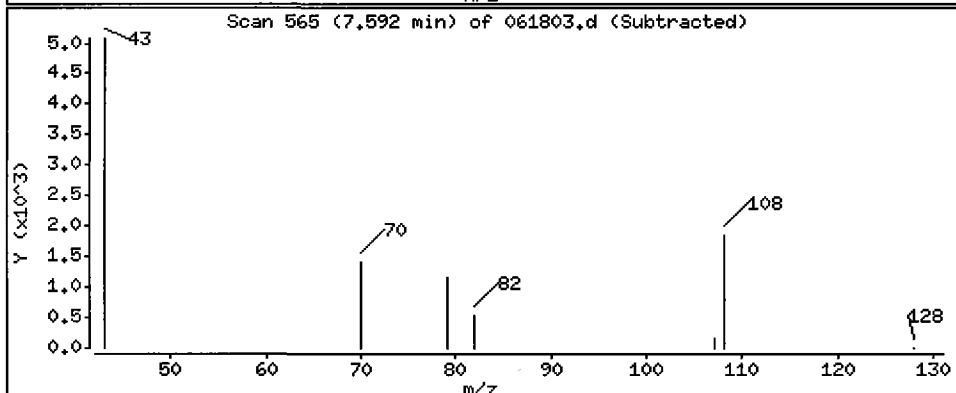
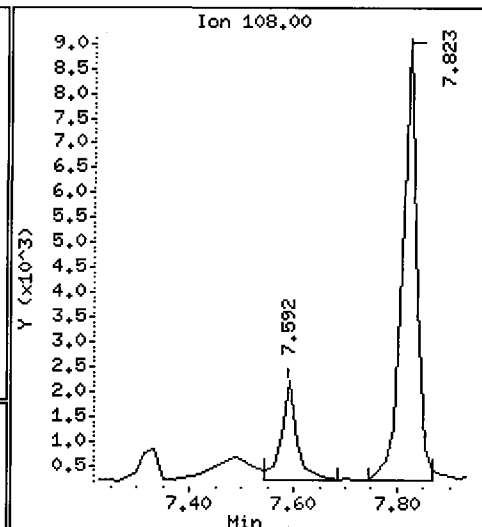
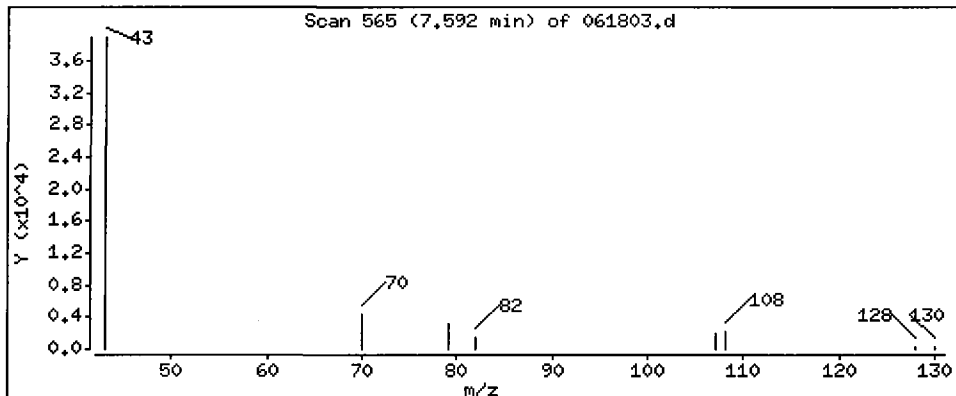
Column phase: ZB-5

Column diameter: 0.32

13 2-Methylphenol

Concentration: 3,122 ug/kg

all



Date : 18-JUN-2009 14:56

Client ID: 3SED8-A

Instrument: nt2.i

Sample Info: PB63A

Volume Injected (uL): 2.0

Operator: VTS

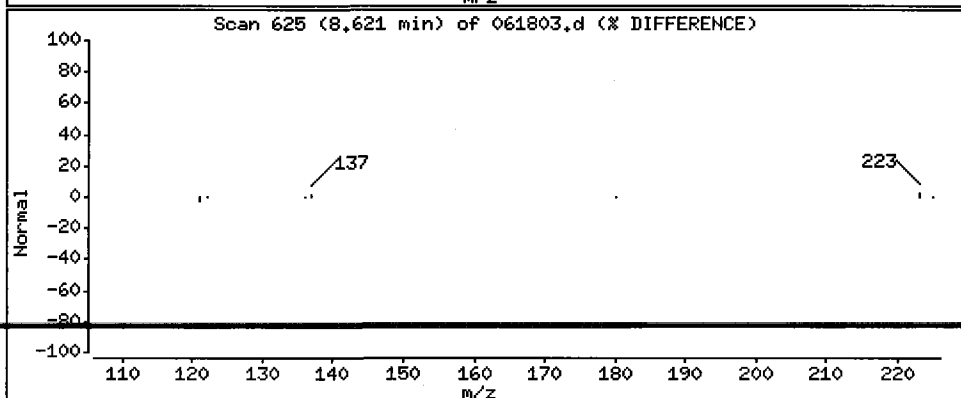
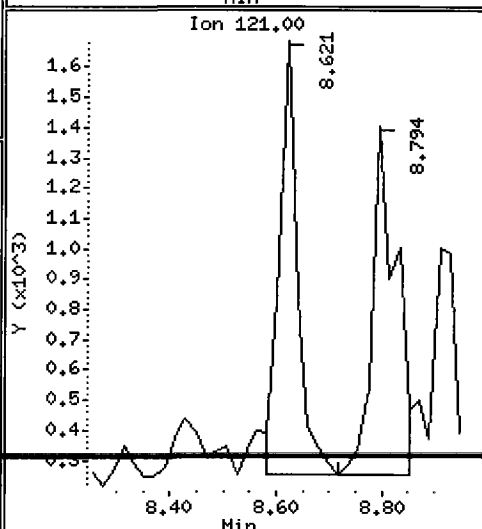
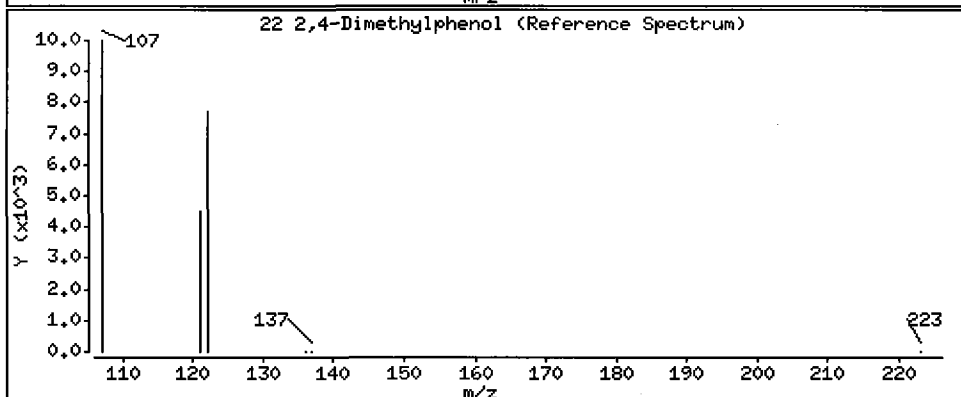
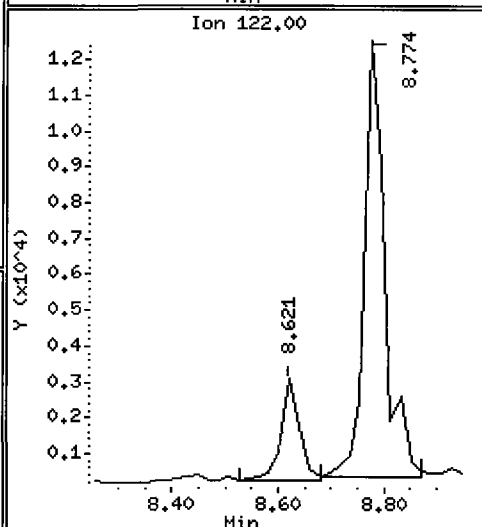
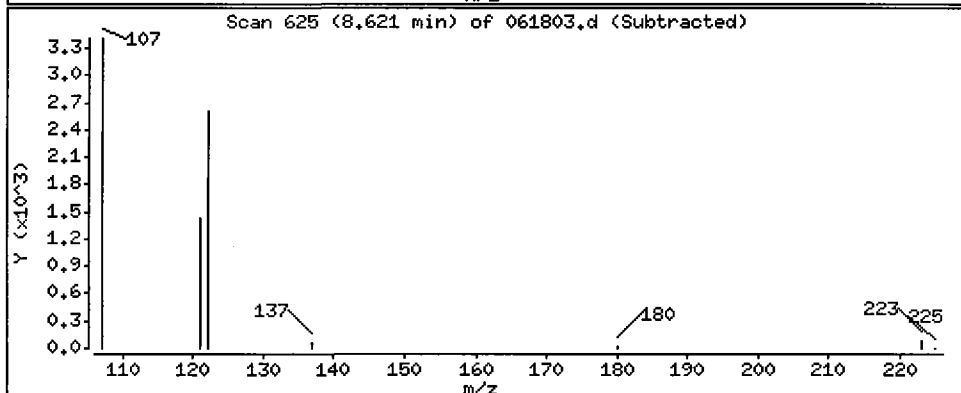
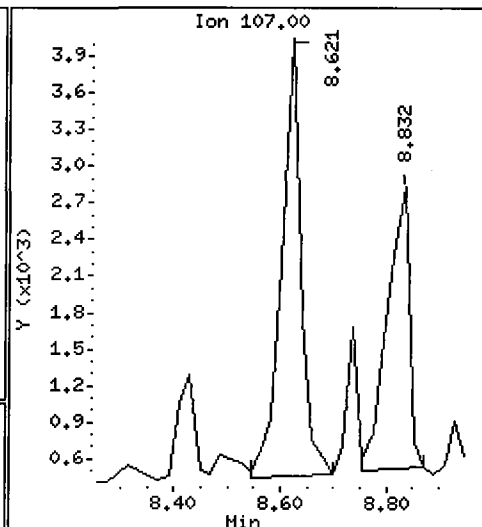
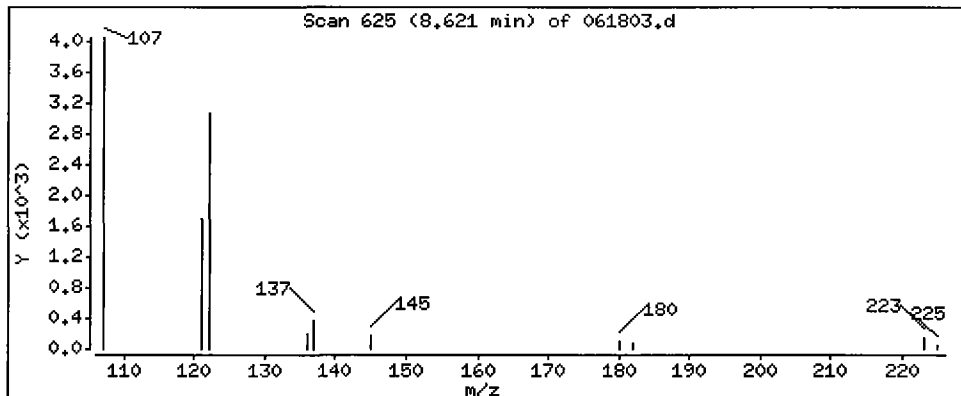
Column phase: ZB-5

Column diameter: 0.32

Handwritten signature

22 2,4-Dimethylphenol

Concentration: 5,554 ug/kg



Date : 18-JUN-2009 14:56

Client ID: 3SED8-A

Instrument: nt2.i

Sample Info: PB63A

Volume Injected (uL): 2.0

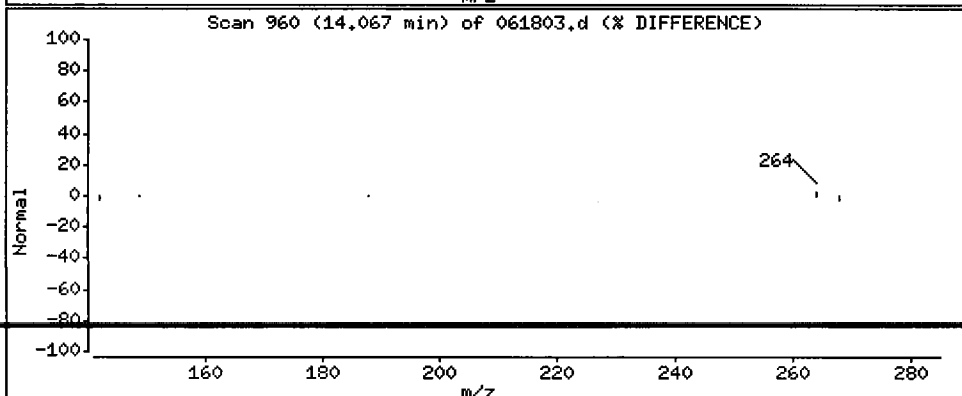
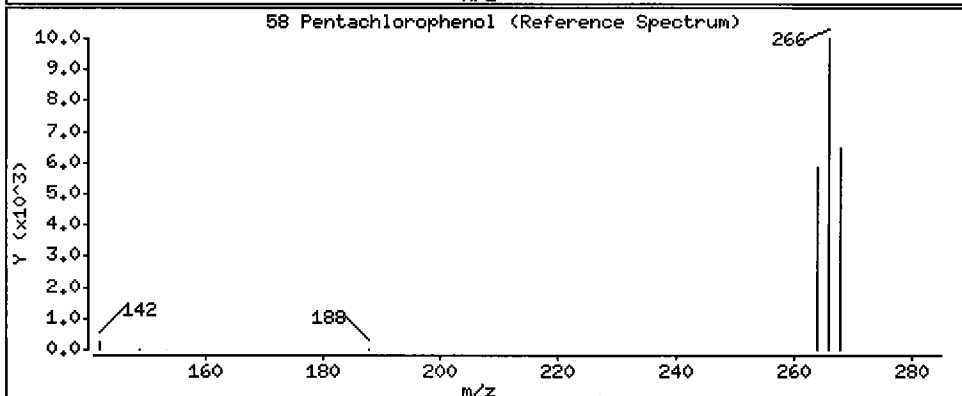
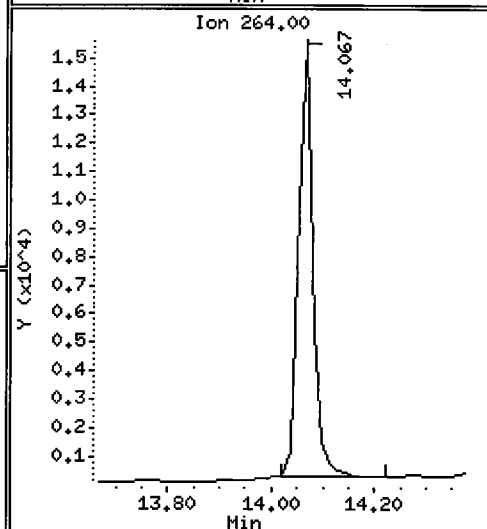
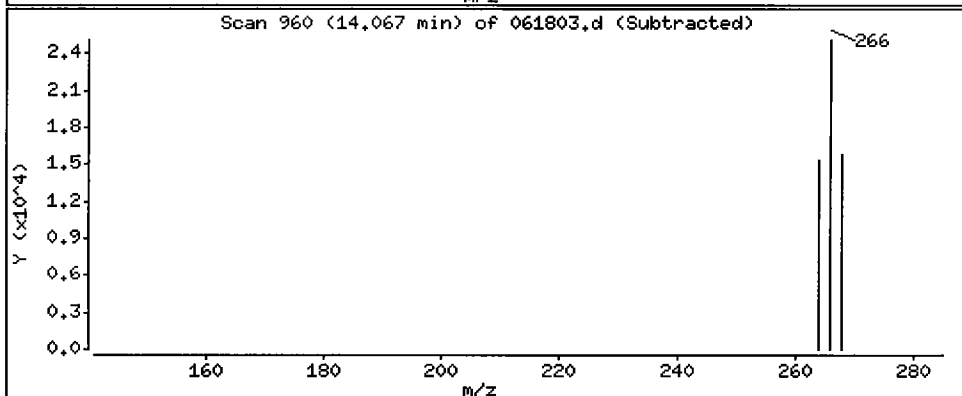
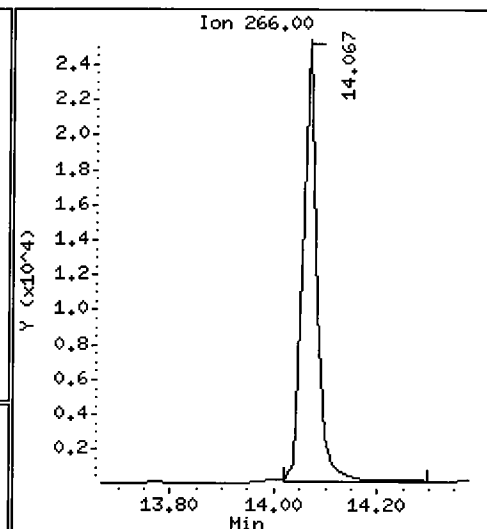
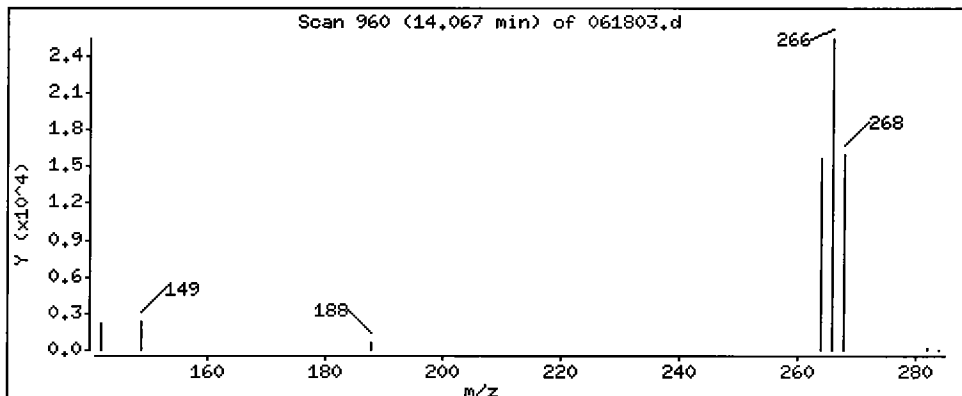
Operator: VTS

Column phase: ZB-5

Column diameter: 0.32

58 Pentachlorophenol

Concentration: 120.9 ug/kg



Date : 18-JUN-2009 14:56

Client ID: 3SED8-A

Instrument: nt2.i

Sample Info: PB63A

Volume Injected (uL): 2.0

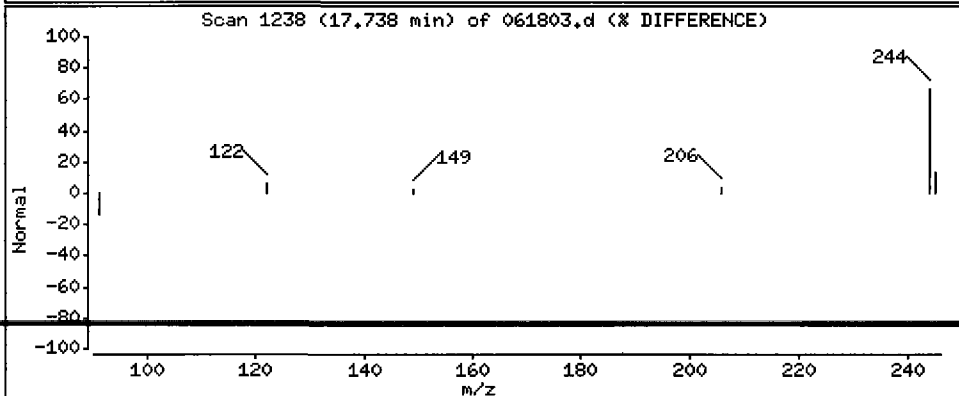
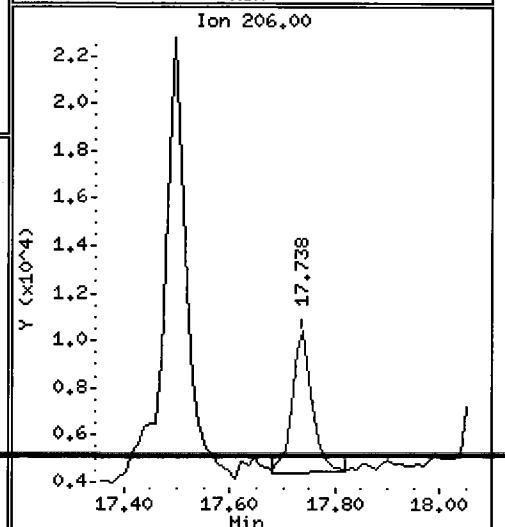
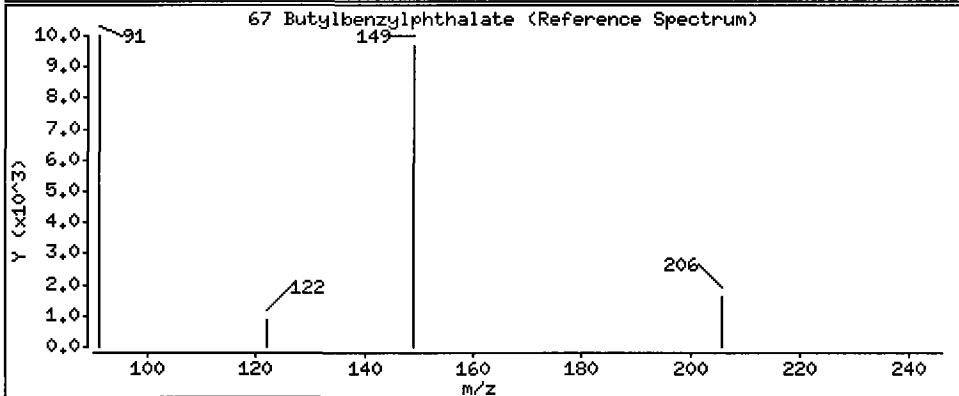
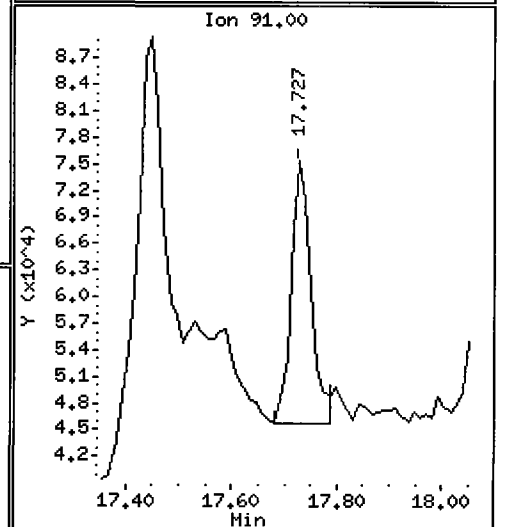
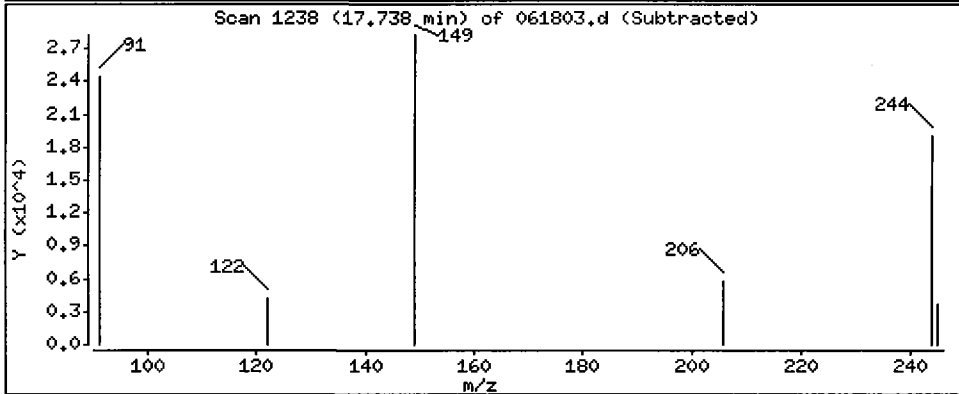
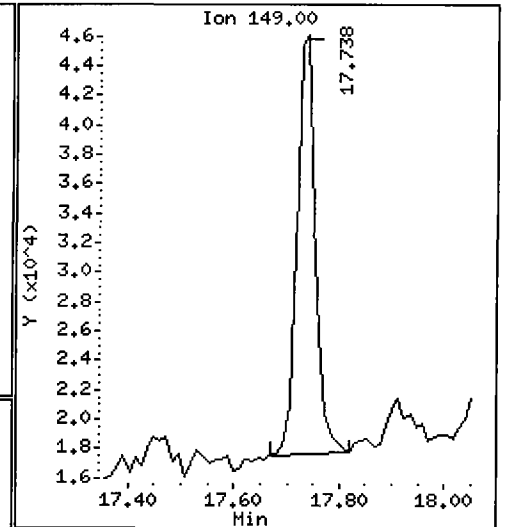
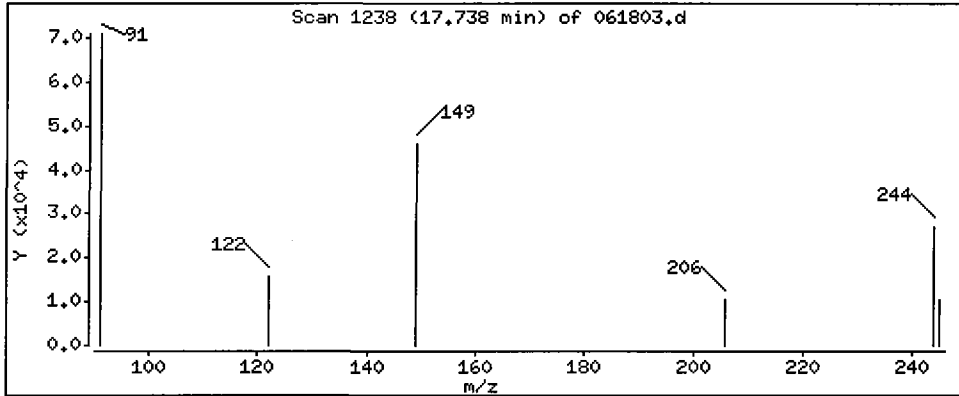
Operator: VTS

Column phase: ZB-5

Column diameter: 0.32

67 Butylbenzylphthalate

Concentration: 35.27 ug/kg



Date : 18-JUN-2009 14:56

Client ID: 3SED8-A

Instrument: nt2.i

Sample Info: PB63A

Volume Injected (uL): 2.0

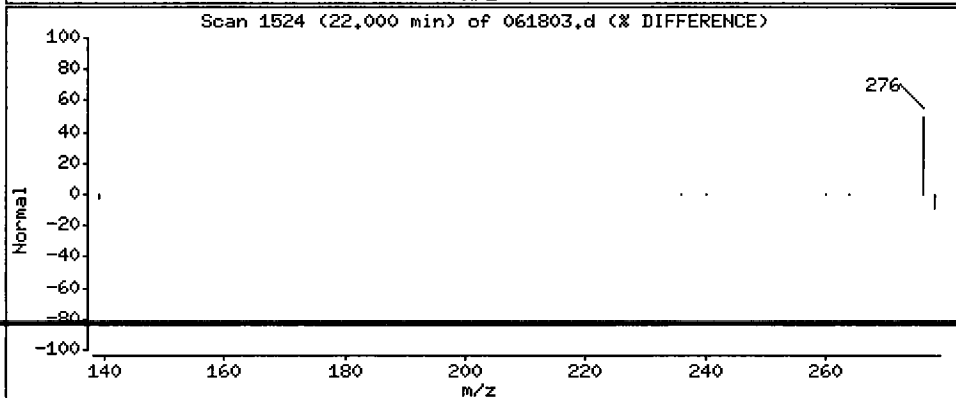
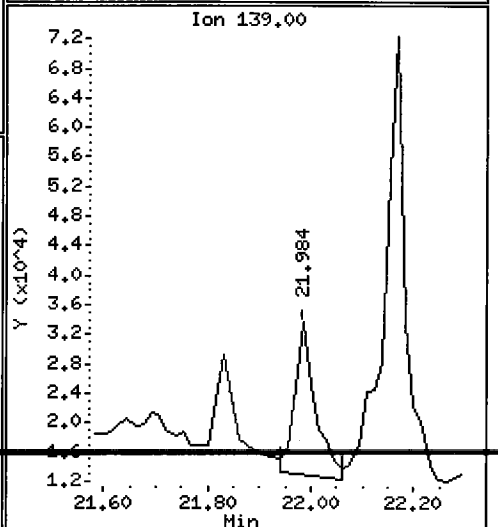
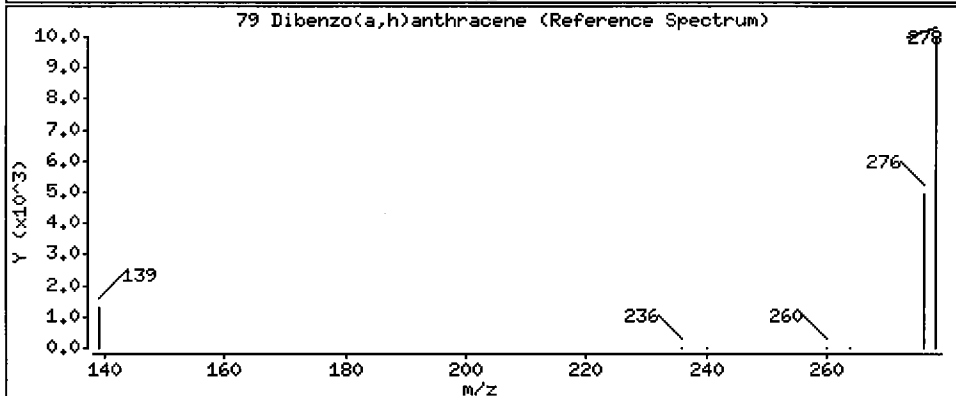
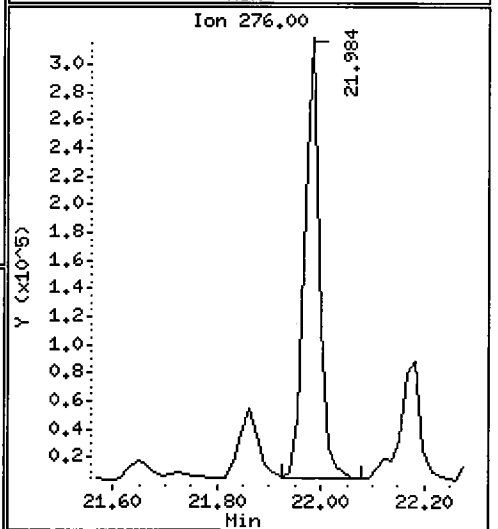
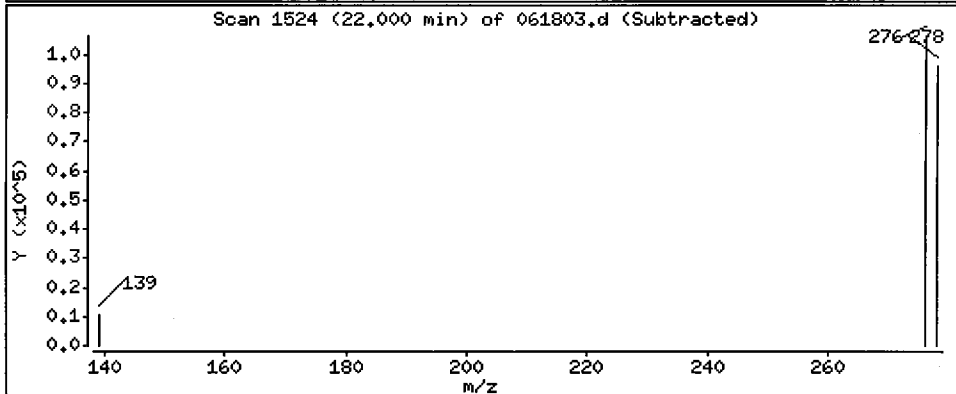
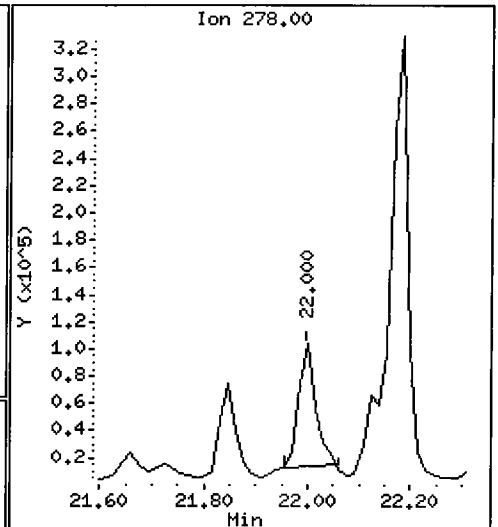
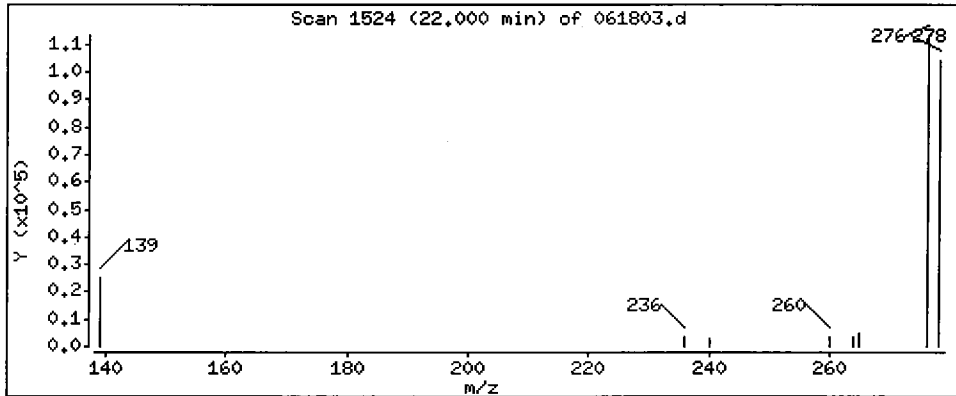
Operator: VTS

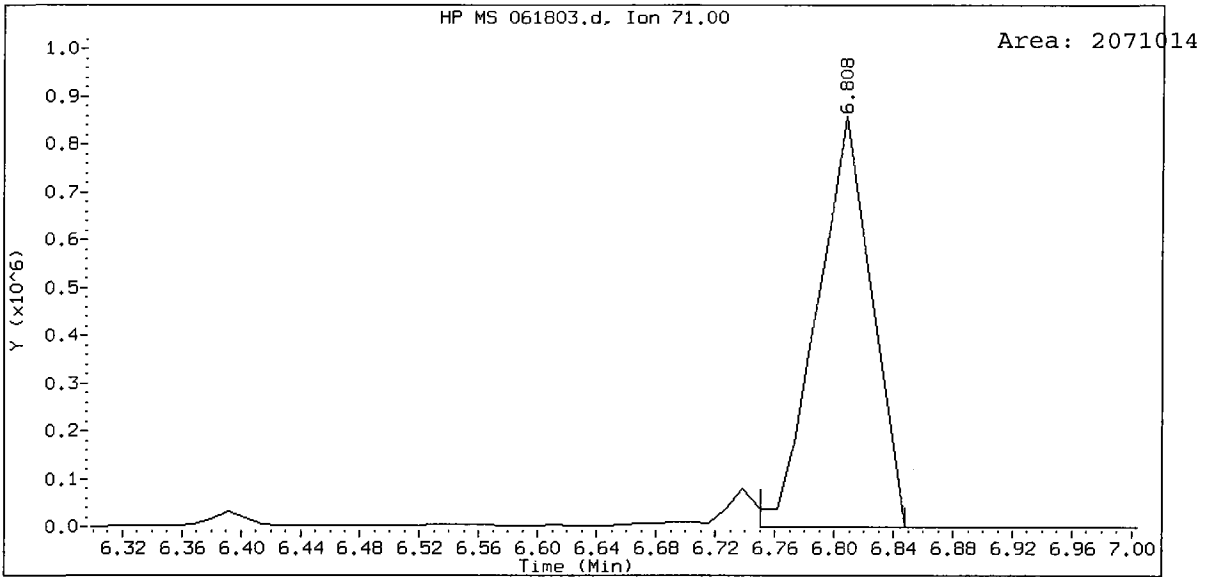
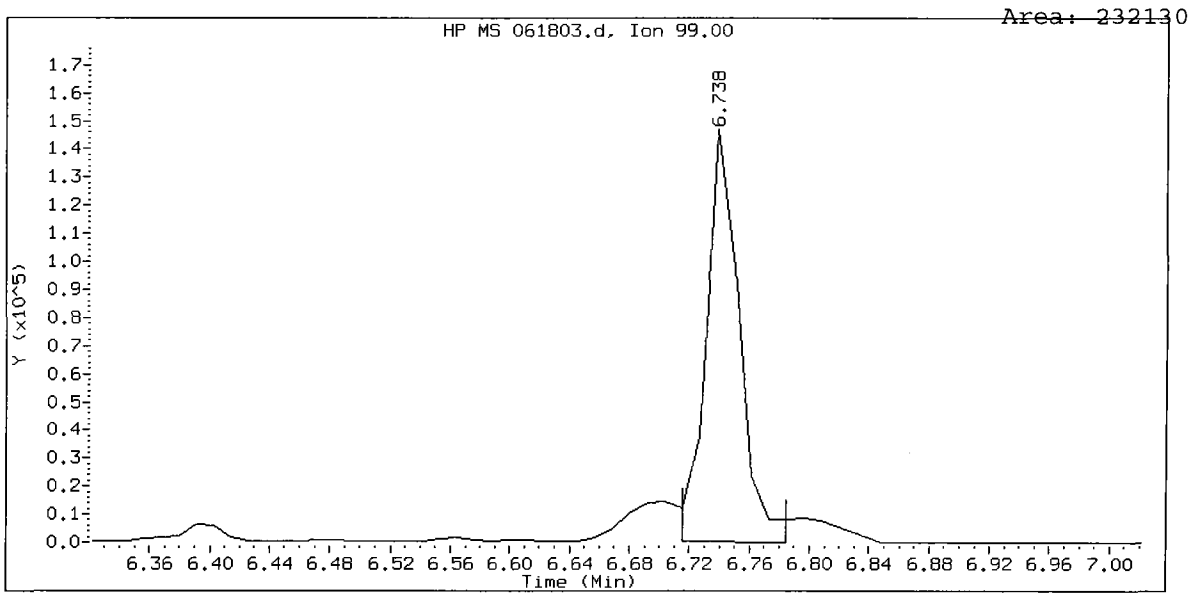
Column phase: ZB-5

Column diameter: 0.32

79 Dibenzo(a,h)anthracene

Concentration: 163.8 ug/kg





ORGANICS ANALYSIS DATA SHEET

Semivolatiles by Selected Ion Monitoring GC/MS

Sample ID: 3SED8-B

Page 1 of 1

SAMPLE

Lab Sample ID: PB63B


QC Report No: PB63-ENVIRONMENTAL SCIENCE CORP.

LIMS ID: 09-12943

Project: JELD-WEN NORD DOOR

Matrix: Sediment

Event: 008.0228.00017

Data Release Authorized: 

Date Sampled: 06/05/09

Reported: 06/22/09

Date Received: 06/05/09

Date Extracted: 06/10/09

Sample Amount: 16.3 g-dry-wt

Date Analyzed: 06/18/09 15:30

Final Extract Volume: 1.0 mL

Instrument/Analyst: NT2/PK

Dilution Factor: 1.00

GPC Cleanup: Yes

Percent Moisture: 61.4%

Silica Gel Cleanup: No

Alumina Cleanup: No

CAS Number	Analyte	RL	Result
53-70-3	Dibenz (a, h) anthracene	6.1	26
106-46-7	1,4-Dichlorobenzene	6.1	< 6.1 U
120-82-1	1,2,4-Trichlorobenzene	6.1	< 6.1 U
118-74-1	Hexachlorobenzene	6.1	< 6.1 U
87-68-3	Hexachlorobutadiene	6.1	< 6.1 U
131-11-3	Dimethylphthalate	15	< 15 U
85-68-7	Butylbenzylphthalate	15	< 15 U
95-48-7	2-Methylphenol	6.1	< 6.1 U
105-67-9	2,4-Dimethylphenol	6.1	< 6.1 U
86-30-6	N-Nitrosodiphenylamine	6.1	< 6.1 U
100-51-6	Benzyl Alcohol	31	< 31 U
87-86-5	Pentachlorophenol	31	< 31 U
95-50-1	1,2-Dichlorobenzene	6.1	< 6.1 U
541-73-1	1,3-Dichlorobenzene	6.1	< 6.1 U

Reported in µg/kg (ppb)

SIM Semivolatile Surrogate Recovery

2-Fluorobiphenyl	75.2%	d5-Phenol	112%
2-Fluorophenol	69.3%	d4-2-Chlorophenol	104%
d4-1,2-Dichlorobenzene	66.4%	d5-Nitrobenzene	74.4%
2,4,6-Tribromophenol	89.9%	d14-p-Terphenyl	106%

Analytical Resources, Inc.

Semivolatle Report SW846 Method 8270D

Data file : /chem3/nt2.i/20090618.b/061804.d
 Lab Smp Id: PB63B Client Smp ID: 3SED8-B
 Inj Date : 18-JUN-2009 15:30
 Operator : VTS Inst ID: nt2.i
 Smp Info : PB63B
 Misc Info : 09-12943
 Comment :
 Method : /chem3/nt2.i/20090618.b/SIMABN.m
 Meth Date : 18-Jun-2009 12:07 peter Quant Type: ISTD
 Cal Date : 11-MAY-2009 13:57 Cal File: ic051104.d
 Als bottle: 7
 Dil Factor: 1.00000
 Integrator: HP RTE Compound Sublist: wind.sub
 Target Version: 3.50
 Processing Host: cserv3

Concentration Formula: Amt * DF * Vt/(Ws * (100 - M)/100) * CpndVariable

Name	Value	Description
DF	1.00000	Dilution Factor
Vt	1000.00000	Volume of final extract (uL)
Ws	42.20000	Weight of sample extracted (g)
M	61.40000	% Moisture

Cpnd Variable

Local Compound Variable

Compounds	QUANT SIG	RT	EXP RT	REL RT	RESPONSE	CONCENTRATIONS	
						ON-COLUMN (ug/mL)	FINAL (ug/kg)
\$ 1 2-Fluorophenol	112	5.283	5.206	(0.749)	208774	2.60259	159.8
\$ 2 Phenol-d5	99	6.784	6.669	(0.962)	444721	4.18682	257.0(H)
3 Phenol	94	6.795	6.680	(0.963)	37809	0.26690	16.39(H)
\$ 5 2-Chlorophenol-d4	132	6.795	6.761	(0.963)	277524	3.88786	238.7
7 1,3-Dichlorobenzene	146	Compound Not Detected.					
* 8 1,4-Dichlorobenzene-d4	152	7.054	7.055	(1.000)	134268	2.00000	
9 1,4-Dichlorobenzene	146	Compound Not Detected.					
\$ 10 1,2-Dichlorobenzene-d4	152	7.348	7.332	(1.042)	84549	1.65746	101.8
11 Benzyl alcohol	79	Compound Not Detected.					
12 1,2-Dichlorobenzene	146	Compound Not Detected.					
13 2-Methylphenol	108	Compound Not Detected.					
15 4-Methylphenol	108	7.823	7.807	(1.109)	16490	0.18825	11.56
16 N-Nitroso-di-n-propylamine	70	Compound Not Detected.					
\$ 18 Nitrobenzene-d5	82	7.946	7.946	(0.881)	208827	1.86439	114.5
22 2,4-Dimethylphenol	107	Compound Not Detected.					

Compounds	QUANT SIG MASS	RT	EXP RT	REL RT	RESPONSE	CONCENTRATIONS	
						ON-COLUMN (ug/mL)	FINAL (ug/kg)
26 1,2,4-Trichlorobenzene	180						
* 27 Naphthalene-d8	136	9.023	9.024	(1.000)	412620	2.00000	
30 Hexachlorobutadiene	225						
\$ 36 2-Fluorobiphenyl	172	10.810	10.811	(0.912)	288750	1.88165	115.5
39 Dimethylphthalate	163						
* 42 Acenaphthene-d10	162	11.848	11.832	(1.000)	215103	2.00000	
50 Diethylphthalate	149	12.687	12.686	(1.071)	28033	0.17095	10.49
54 N-Nitrosodiphenylamine	169						
\$ 55 2,4,6-Tribromophenol	330	13.127	13.125	(0.925)	64153	3.36949	206.9
57 Hexachlorobenzene	284						
58 Pentachlorophenol	266	14.022	14.021	(0.988)	3788	0.13983	8.584
* 59 Phenanthrene-d10	188	14.191	14.175	(1.000)	402772	2.00000	
\$ 66 Terphenyl-d14	244	16.835	16.813	(0.912)	214929	2.65775	163.2
67 Butylbenzylphthalate	149	17.726	17.704	(0.960)	14251	0.14093	8.652
* 69 Chrysene-d12	240	18.460	18.430	(1.000)	259969	2.00000	
* 77 Perylene-d12	264	20.599	20.569	(1.000)	166962	2.00000	
79 Dibenzo(a,h)anthracene	278	21.999	21.954	(1.068)	33523	0.43228	26.54
90 N-Nitrosodimethylamine	74						

QC Flag Legend

H - Operator selected an alternate compound hit.

Analytical Resources, Inc.

INTERNAL STANDARD COMPOUNDS
 AREA AND RT SUMMARY

Instrument ID: nt2.i	Calibration Date: 18-JUN-2009
Lab File ID: 061804.d	Calibration Time: 11:22
Lab Smp Id: PB63B	Client Smp ID: 3SED8-B
Analysis Type: SV	Level: LOW
Quant Type: ISTD	Sample Type: Sediment
Operator: VTS	
Method File: /chem3/nt2.i/20090618.b/SIMABN.m	
Misc Info: 09-12943	

Test Mode: Use Initial Calibration Level 4.

COMPOUND	STANDARD	AREA LIMIT		SAMPLE	%DIFF
		LOWER	UPPER		
8 1,4-Dichlorobenze	119785	59892	239570	134268	12.09
27 Naphthalene-d8	372217	186108	744434	412620	10.85
42 Acenaphthene-d10	182713	91356	365426	215103	17.73
59 Phenanthrene-d10	286879	143440	573758	402772	40.40
69 Chrysene-d12	251912	125956	503824	259969	3.20
77 Perylene-d12	231524	115762	463048	166962	-27.89

COMPOUND	STANDARD	RT LIMIT		SAMPLE	%DIFF
		LOWER	UPPER		
8 1,4-Dichlorobenze	7.06	6.56	7.56	7.05	-0.01
27 Naphthalene-d8	9.02	8.52	9.52	9.02	-0.01
42 Acenaphthene-d10	11.83	11.33	12.33	11.85	0.14
59 Phenanthrene-d10	14.18	13.68	14.68	14.19	0.11
69 Chrysene-d12	18.43	17.93	18.93	18.46	0.16
77 Perylene-d12	20.57	20.07	21.07	20.60	0.14

AREA UPPER LIMIT = +100% of internal standard area.
 AREA LOWER LIMIT = - 50% of internal standard area.
 RT UPPER LIMIT = + 0.50 minutes of internal standard RT.
 RT LOWER LIMIT = - 0.50 minutes of internal standard RT.

Analytical Resources, Inc.

RECOVERY REPORT

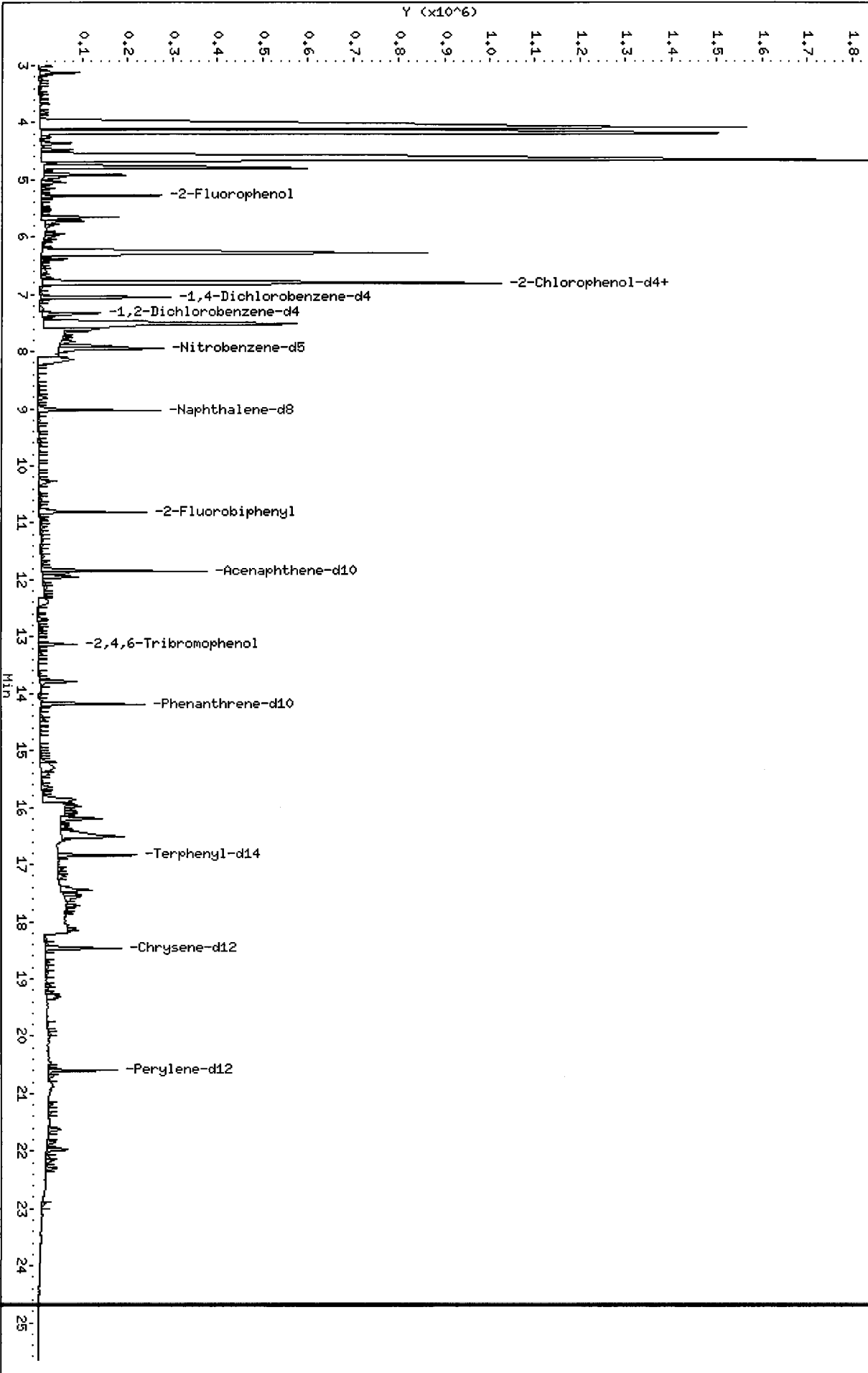
Client Name: ESC	Client SDG: PB63
Sample Matrix: SOLID	Fraction: SV
Lab Smp Id: PB63B	Client Smp ID: 3SED8-B
Level: LOW	Operator: VTS
Data Type: MS DATA	SampleType: SAMPLE
SpikeList File: wind.spk	Quant Type: ISTD
Sublist File: wind.sub	
Method File: /chem3/nt2.i/20090618.b/SIMABN.m	
Misc Info: 09-12943	

SURROGATE COMPOUND	CONC ADDED ug/kg	CONC RECOVERED ug/kg	% RECOVERED	LIMITS
\$ 1 2-Fluorophenol	230.2	159.8	69.40	30-160
\$ 2 Phenol-d5	230.2	257.0	111.65	30-160
\$ 5 2-Chlorophenol-d4	230.2	238.7	103.68	30-160
\$ 10 1,2-Dichlorobenzen	153.5	101.8	66.30	30-160
\$ 18 Nitrobenzene-d5	153.5	114.5	74.58	30-160
\$ 36 2-Fluorobiphenyl	153.5	115.5	75.27	30-160
\$ 55 2,4,6-Tribromophen	230.2	206.9	89.85	30-160
\$ 66 Terphenyl-d14	153.5	163.2	106.31	30-160

Data File: /chem3/nt2.i/20090618.b/061804.d
Date: 18-JUN-2009 15:30
Client ID: 3SEED8-B
Sample Info: PB63B
Volume Injected (uL): 2.0
Column phase: ZB-5

Instrument: nt2.i
Operator: VTS
Column diameter: 0.32

/chem3/nt2.i/20090618.b/061804.d



Date : 18-JUN-2009 15:30

Client ID: 3SED8-B

Instrument: nt2.i

Sample Info: PB63B

Volume Injected (uL): 2.0

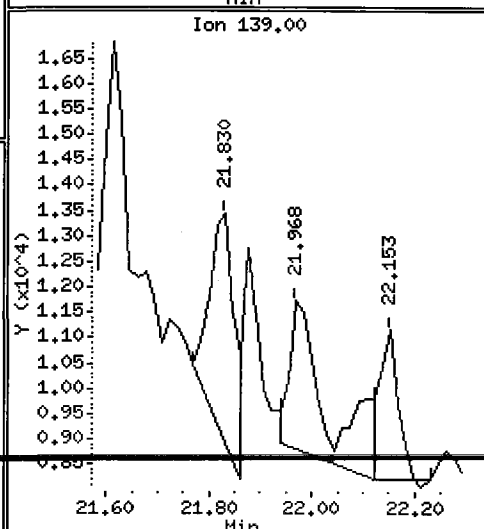
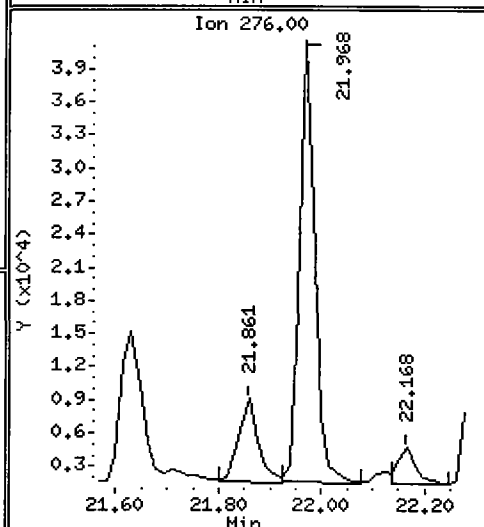
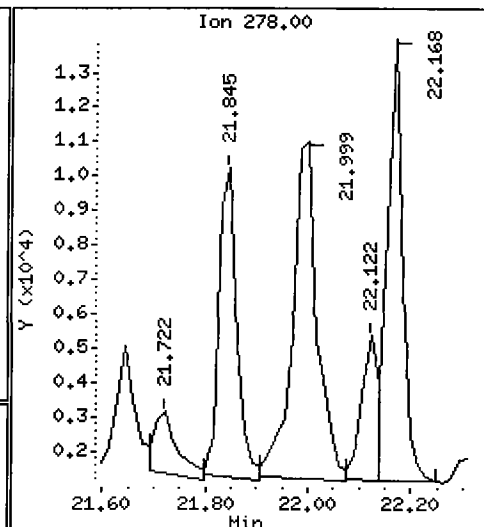
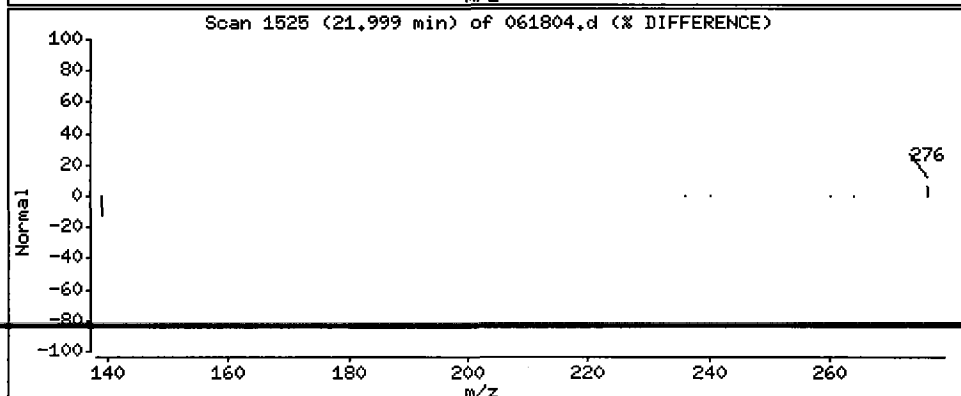
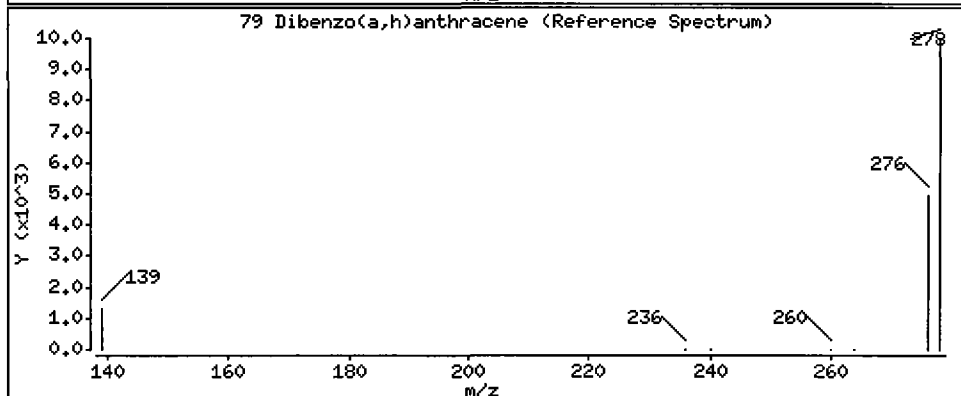
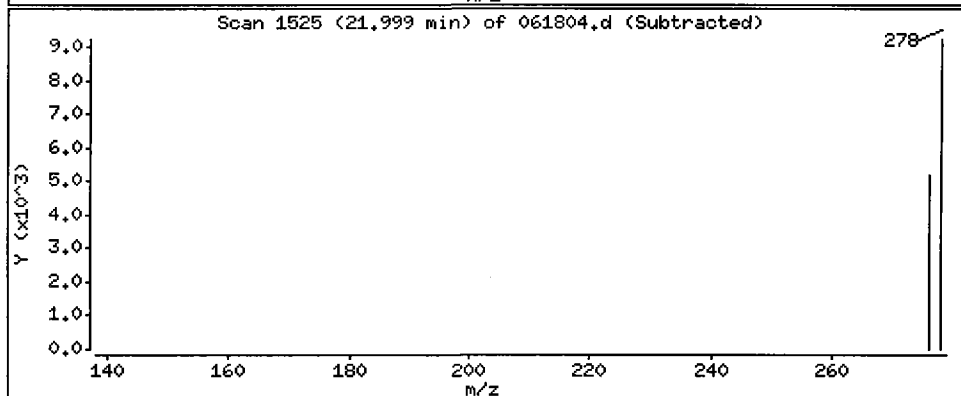
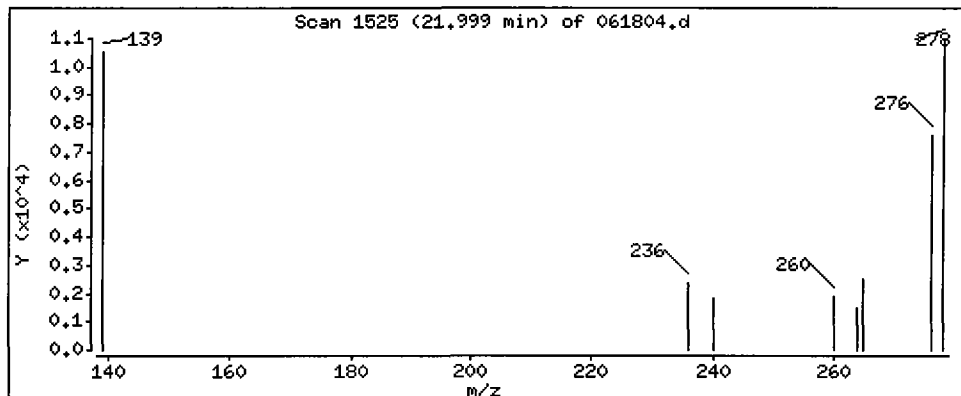
Operator: VTS

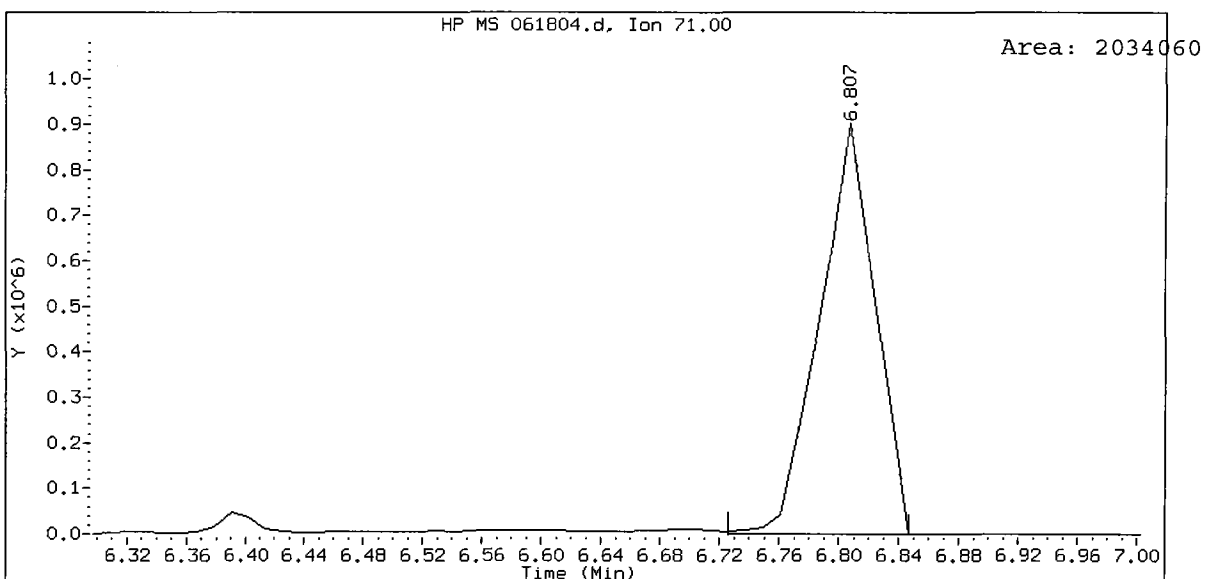
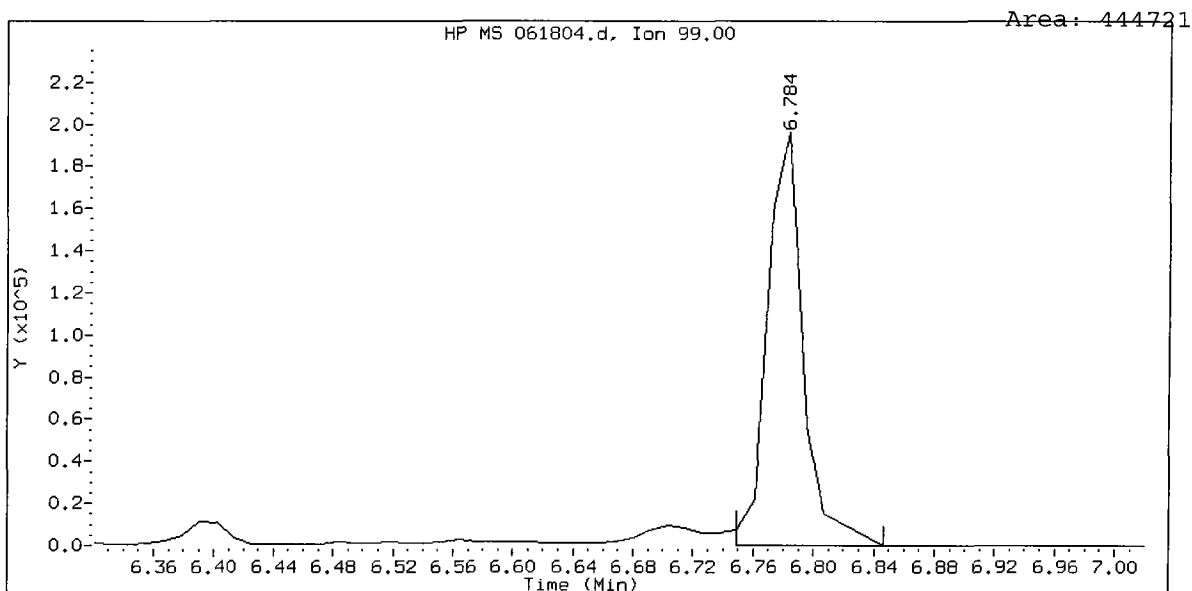
Column phase: ZB-5

Column diameter: 0.32

79 Dibenzo(a,h)anthracene

Concentration: 26.54 ug/kg





ORGANICS ANALYSIS DATA SHEET

Semivolatiles by Selected Ion Monitoring GC/MS

Sample ID: 3SED8-C

Page 1 of 1

SAMPLE

Lab Sample ID: PB63C


QC Report No: PB63-ENVIRONMENTAL SCIENCE CORP.

LIMS ID: 09-12944

Project: JELD-WEN NORD DOOR

Matrix: Sediment

Event: 008.0228.00017

Data Release Authorized: 

Date Sampled: 06/05/09

Reported: 06/22/09

Date Received: 06/05/09

Date Extracted: 06/10/09

Sample Amount: 16.2 g-dry-wt

Date Analyzed: 06/18/09 16:04

Final Extract Volume: 1.0 mL

Instrument/Analyst: NT2/PK

Dilution Factor: 1.00

GPC Cleanup: Yes

Percent Moisture: 51.1%

Silica Gel Cleanup: No

Alumina Cleanup: No

CAS Number	Analyte	RL	Result
53-70-3	Dibenz (a, h) anthracene	6.2	25
106-46-7	1,4-Dichlorobenzene	6.2	< 6.2 U
120-82-1	1,2,4-Trichlorobenzene	6.2	< 6.2 U
118-74-1	Hexachlorobenzene	6.2	< 6.2 U
87-68-3	Hexachlorobutadiene	6.2	< 6.2 U
131-11-3	Dimethylphthalate	15	< 15 U
85-68-7	Butylbenzylphthalate	15	< 15 U
95-48-7	2-Methylphenol	6.2	< 6.2 U
105-67-9	2,4-Dimethylphenol	6.2	< 6.2 U
86-30-6	N-Nitrosodiphenylamine	6.2	< 6.2 U
100-51-6	Benzyl Alcohol	31	< 31 U
87-86-5	Pentachlorophenol	31	< 31 U
95-50-1	1,2-Dichlorobenzene	6.2	< 6.2 U
541-73-1	1,3-Dichlorobenzene	6.2	< 6.2 U

Reported in µg/kg (ppb)

SIM Semivolatile Surrogate Recovery

2-Fluorobiphenyl	72.4%	d5-Phenol	102%
2-Fluorophenol	68.0%	d4-2-Chlorophenol	94.1%
d4-1,2-Dichlorobenzene	64.0%	d5-Nitrobenzene	72.4%
2,4,6-Tribromophenol	89.6%	d14-p-Terphenyl	99.6%

Analytical Resources, Inc.

Semivolatile Report SW846 Method 8270D
 Data file : /chem3/nt2.i/20090618.b/061805.d
 Lab Smp Id: PB63C Client Smp ID: 3SED8-C
 Inj Date : 18-JUN-2009 16:04
 Operator : VTS Inst ID: nt2.i
 Smp Info : PB63C
 Misc Info : 09-12944
 Comment :
 Method : /chem3/nt2.i/20090618.b/SIMABN.m
 Meth Date : 18-Jun-2009 12:07 peter Quant Type: ISTD
 Cal Date : 11-MAY-2009 13:57 Cal File: ic051104.d
 Als bottle: 8
 Dil Factor: 1.00000
 Integrator: HP RTE Compound Sublist: wind.sub
 Target Version: 3.50
 Processing Host: cserv3

Concentration Formula: $Amt * DF * Vt / (Ws * (100 - M) / 100) * CpndVariable$

Name	Value	Description
DF	1.00000	Dilution Factor
Vt	1000.00000	Volume of final extract (uL)
Ws	33.10000	Weight of sample extracted (g)
M	51.10000	% Moisture

Cpnd Variable

Local Compound Variable

Compounds	QUANT SIG	RT	EXP RT	REL RT	RESPONSE	CONCENTRATIONS	
						ON-COLUMN (ug/mL)	FINAL (ug/kg)
\$ 1 2-Fluorophenol	112	5.284	5.206	(0.749)	195917	2.55097	157.6
\$ 2 Phenol-d5	99	6.772	6.669	(0.960)	390497	3.83988	237.2 (H)
3 Phenol	94	6.795	6.680	(0.963)	45980	0.33902	20.95 (H)
\$ 5 2-Chlorophenol-d4	132	6.795	6.761	(0.963)	241392	3.53213	218.2
7 1,3-Dichlorobenzene	146	6.985	6.986	(0.990)	4635	0.05103	3.153
* 8 1,4-Dichlorobenzene-d4	152	7.055	7.055	(1.000)	128549	2.00000	
9 1,4-Dichlorobenzene	146						Compound Not Detected.
\$ 10 1,2-Dichlorobenzene-d4	152	7.349	7.332	(1.042)	78027	1.59766	98.71
11 Benzyl alcohol	79						Compound Not Detected.
12 1,2-Dichlorobenzene	146						Compound Not Detected.
13 2-Methylphenol	108						Compound Not Detected.
15 4-Methylphenol	108	7.823	7.807	(1.109)	12406	0.14793	9.139
16 N-Nitroso-di-n-propylamine	70						Compound Not Detected.
\$ 18 Nitrobenzene-d5	82	7.946	7.946	(0.881)	198057	1.80830	111.7
22 2,4-Dimethylphenol	107						Compound Not Detected.

Compounds	QUANT SIG		CONCENTRATIONS				
	MASS	RT	EXP RT	REL RT	RESPONSE	ON-COLUMN (ug/mL)	FINAL (ug/kg)
26 1,2,4-Trichlorobenzene	180						
* 27 Naphthalene-d8	136	9.024	9.024	(1.000)	403478	2.00000	
30 Hexachlorobutadiene	225						
\$ 36 2-Fluorobiphenyl	172	10.811	10.811	(0.912)	272941	1.81399	112.1
39 Dimethylphthalate	163						
* 42 Acenaphthene-d10	162	11.849	11.832	(1.000)	210910	2.00000	
50 Diethylphthalate	149	12.685	12.686	(1.071)	79511	0.49452	30.55
54 N-Nitrosodiphenylamine	169						
\$ 55 2,4,6-Tribromophenol	330	13.125	13.125	(0.925)	57559	3.36264	207.8
57 Hexachlorobenzene	284						
58 Pentachlorophenol	266	14.021	14.021	(0.988)	7196	0.29546	18.25
* 59 Phenanthrene-d10	188	14.190	14.175	(1.000)	362108	2.00000	
\$ 66 Terphenyl-d14	244	16.836	16.813	(0.912)	191157	2.48956	153.8
67 Butylbenzylphthalate	149	17.715	17.704	(0.960)	21408	0.22297	13.78
* 69 Chrysene-d12	240	18.460	18.430	(1.000)	246836	2.00000	
* 77 Perylene-d12	264	20.599	20.569	(1.000)	157569	2.00000	
79 Dibenzo(a,h)anthracene	278	21.984	21.954	(1.067)	29608	0.40455	24.99(M)
90 N-Nitrosodimethylamine	74						

QC Flag Legend

M - Compound response manually integrated.
 H - Operator selected an alternate compound hit.

Analytical Resources, Inc.

INTERNAL STANDARD COMPOUNDS
 AREA AND RT SUMMARY

Instrument ID: nt2.i
 Lab File ID: 061805.d
 Lab Smp Id: PB63C
 Analysis Type: SV
 Quant Type: ISTD
 Operator: VTS
 Method File: /chem3/nt2.i/20090618.b/SIMABN.m
 Misc Info: 09-12944

Calibration Date: 18-JUN-2009
 Calibration Time: 11:22
 Client Smp ID: 3SED8-C
 Level: LOW
 Sample Type: Sediment

Test Mode:
 Use Initial Calibration Level 4.

COMPOUND	STANDARD	AREA LIMIT		SAMPLE	%DIFF
		LOWER	UPPER		
8 1,4-Dichlorobenze	119785	59892	239570	128549	7.32
27 Naphthalene-d8	372217	186108	744434	403478	8.40
42 Acenaphthene-d10	182713	91356	365426	210910	15.43
59 Phenanthrene-d10	286879	143440	573758	362108	26.22
69 Chrysene-d12	251912	125956	503824	246836	-2.01
77 Perylene-d12	231524	115762	463048	157569	-31.94

COMPOUND	STANDARD	RT LIMIT		SAMPLE	%DIFF
		LOWER	UPPER		
8 1,4-Dichlorobenze	7.06	6.56	7.56	7.05	-0.01
27 Naphthalene-d8	9.02	8.52	9.52	9.02	-0.01
42 Acenaphthene-d10	11.83	11.33	12.33	11.85	0.14
59 Phenanthrene-d10	14.18	13.68	14.68	14.19	0.11
69 Chrysene-d12	18.43	17.93	18.93	18.46	0.16
77 Perylene-d12	20.57	20.07	21.07	20.60	0.15

AREA UPPER LIMIT = +100% of internal standard area.
 AREA LOWER LIMIT = - 50% of internal standard area.
 RT UPPER LIMIT = + 0.50 minutes of internal standard RT.
 RT LOWER LIMIT = - 0.50 minutes of internal standard RT.

Analytical Resources, Inc.

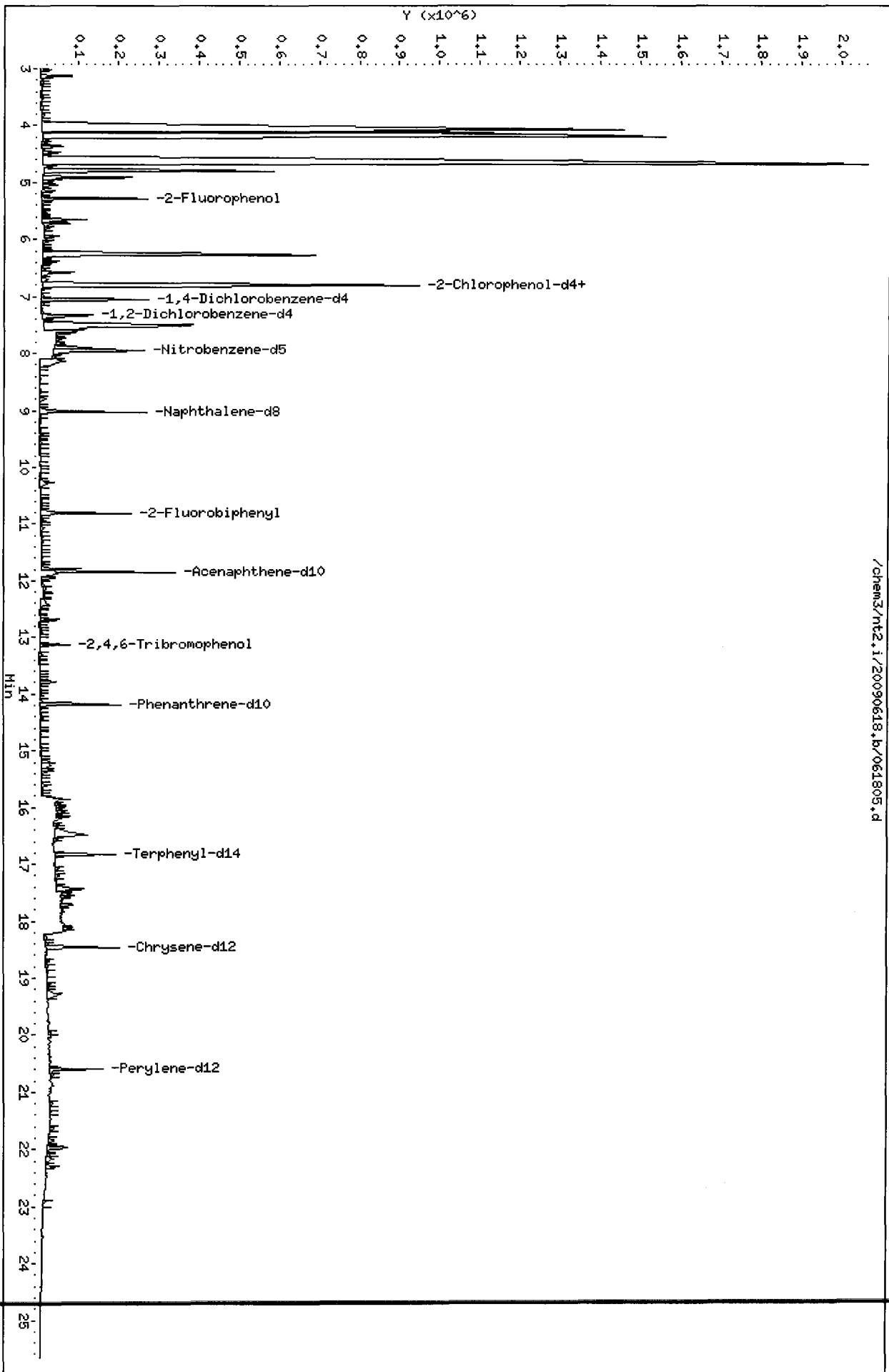
RECOVERY REPORT

Client Name: ESC Client SDG: PB63
 Sample Matrix: SOLID Fraction: SV
 Lab Smp Id: PB63C Client Smp ID: 3SED8-C
 Level: LOW Operator: VTS
 Data Type: MS DATA SampleType: SAMPLE
 SpikeList File: wind.spk Quant Type: ISTD
 Sublist File: wind.sub
 Method File: /chem3/nt2.i/20090618.b/SIMABN.m
 Misc Info: 09-12944

SURROGATE COMPOUND	CONC ADDED ug/kg	CONC RECOVERED ug/kg	% RECOVERED	LIMITS
\$ 1 2-Fluorophenol	231.7	157.6	68.03	30-160
\$ 2 Phenol-d5	231.7	237.2	102.40	30-160
\$ 5 2-Chlorophenol-d4	231.7	218.2	94.19	30-160
\$ 10 1,2-Dichlorobenzen	154.5	98.71	63.91	30-160
\$ 18 Nitrobenzene-d5	154.5	111.7	72.33	30-160
\$ 36 2-Fluorobiphenyl	154.5	112.1	72.56	30-160
\$ 55 2,4,6-Tribromophen	231.7	207.8	89.67	30-160
\$ 66 Terphenyl-d14	154.5	153.8	99.58	30-160

Data File: /chem3/nt2.1/20090618.b/061805.d
Date : 18-JUN-2009 16:04
Client ID: 3SED8-C
Sample Info: PB63C
Volume Injected (uL): 2.0
Column phase: ZB-5

Instrument: nt2.1
Operator: VTS
Column diameter: 0.32



061805 : 061805

Date : 18-JUN-2009 16:04

Client ID: 3SED8-C

Instrument: nt2.i

Sample Info: PB63C

Volume Injected (uL): 2.0

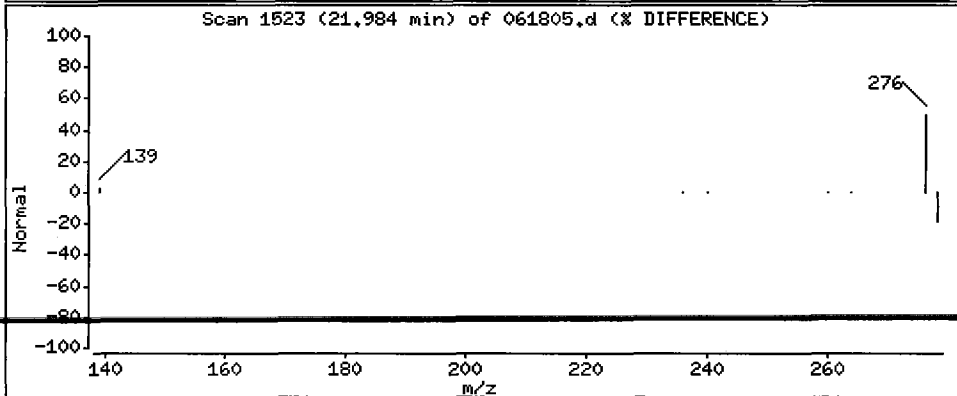
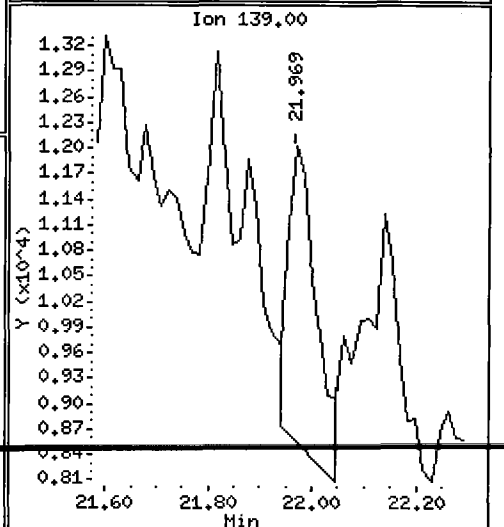
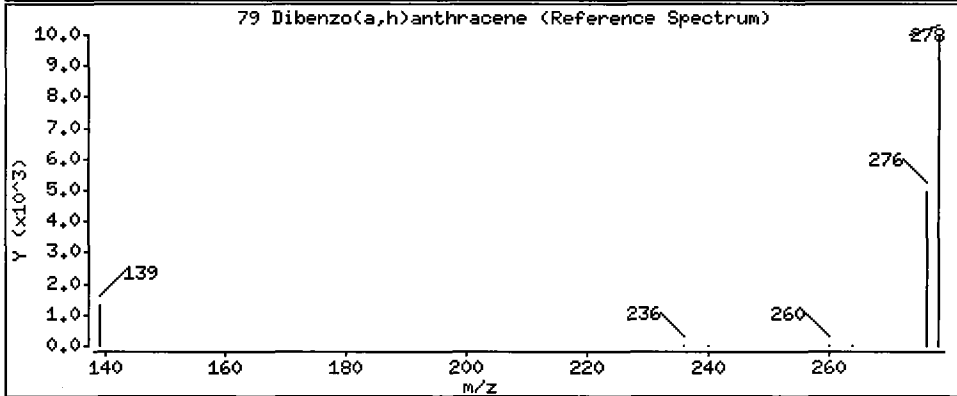
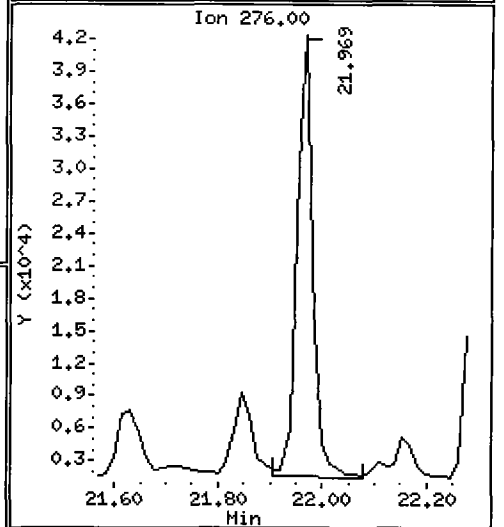
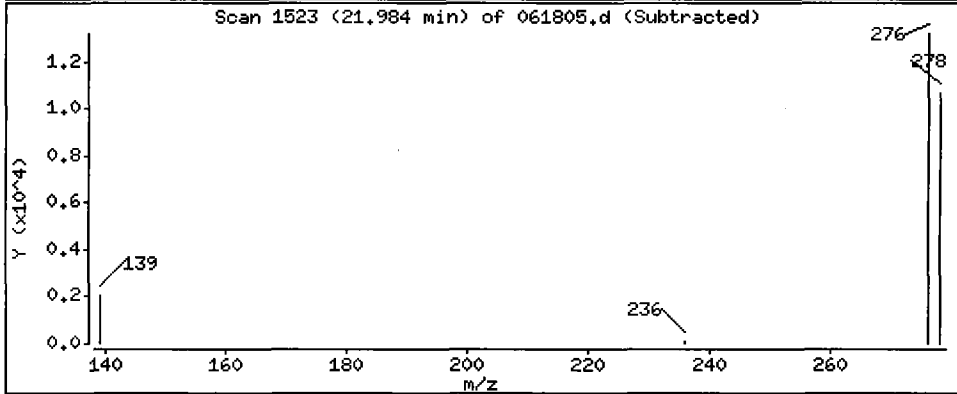
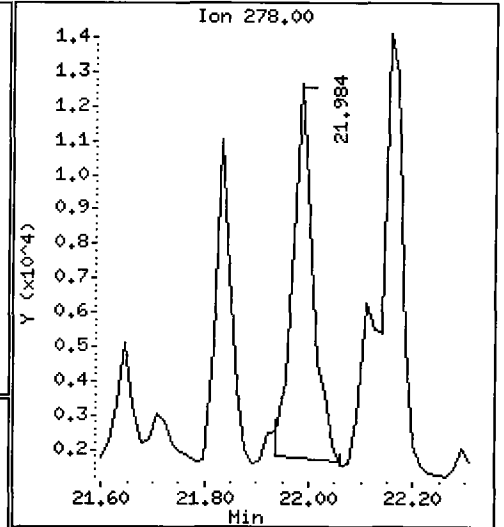
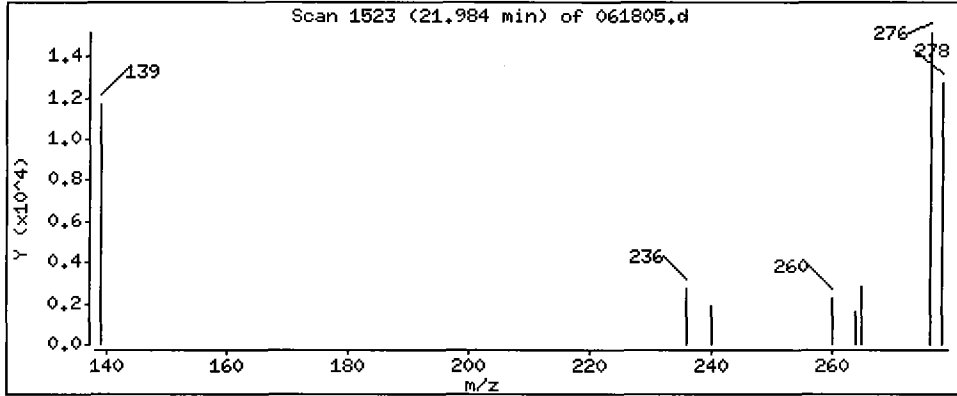
Operator: VTS

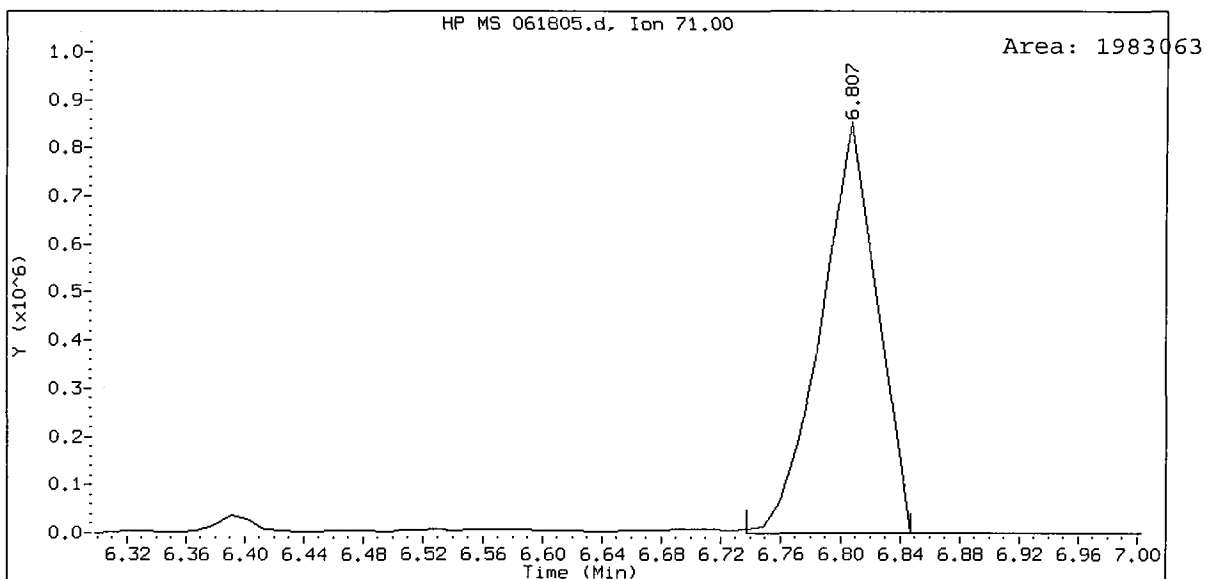
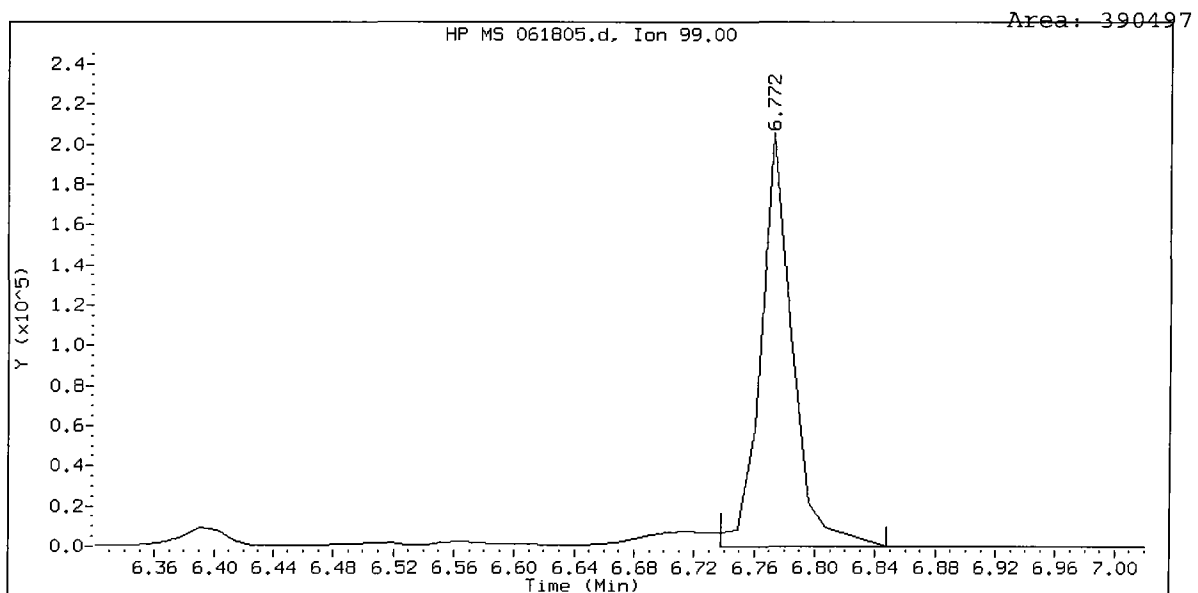
Column phase: ZB-5

Column diameter: 0.32

79 Dibenzo(a,h)anthracene

Concentration: 24.99 ug/kg





ORGANICS ANALYSIS DATA SHEET

Semivolatiles by Selected Ion Monitoring GC/MS

Sample ID: 3SED5-A

Page 1 of 1

SAMPLE

Lab Sample ID: PB63D


QC Report No: PB63-ENVIRONMENTAL SCIENCE CORP.

LIMS ID: 09-12945

Project: JELD-WEN NORD DOOR

Matrix: Sediment

Event: 008.0228.00017

Data Release Authorized: 

Date Sampled: 06/05/09

Reported: 06/22/09

Date Received: 06/05/09

Date Extracted: 06/10/09

Sample Amount: 16.9 g-dry-wt

Date Analyzed: 06/18/09 16:38

Final Extract Volume: 1.0 mL

Instrument/Analyst: NT2/PK

Dilution Factor: 1.00

GPC Cleanup: Yes

Percent Moisture: 17.0%

Silica Gel Cleanup: No

Alumina Cleanup: No

CAS Number	Analyte	RL	Result
53-70-3	Dibenz (a, h) anthracene	5.9	14
106-46-7	1,4-Dichlorobenzene	5.9	< 5.9 U
120-82-1	1,2,4-Trichlorobenzene	5.9	< 5.9 U
118-74-1	Hexachlorobenzene	5.9	< 5.9 U
87-68-3	Hexachlorobutadiene	5.9	< 5.9 U
131-11-3	Dimethylphthalate	15	< 15 U
85-68-7	Butylbenzylphthalate	15	100
95-48-7	2-Methylphenol	5.9	< 5.9 U
105-67-9	2,4-Dimethylphenol	5.9	< 5.9 U
86-30-6	N-Nitrosodiphenylamine	5.9	< 5.9 U
100-51-6	Benzyl Alcohol	30	< 30 U
87-86-5	Pentachlorophenol	30	79
95-50-1	1,2-Dichlorobenzene	5.9	< 5.9 U
541-73-1	1,3-Dichlorobenzene	5.9	< 5.9 U

Reported in µg/kg (ppb)

SIM Semivolatile Surrogate Recovery

2-Fluorobiphenyl	83.2%	d5-Phenol	73.9%
2-Fluorophenol	70.4%	d4-2-Chlorophenol	106%
d4-1,2-Dichlorobenzene	64.8%	d5-Nitrobenzene	71.2%
2,4,6-Tribromophenol	102%	d14-p-Terphenyl	153%

Analytical Resources, Inc.

Semivolatile Report SW846 Method 8270D

Data file : /chem3/nt2.i/20090618.b/061806.d
 Lab Smp Id: PB63D Client Smp ID: 3SED5-A
 Inj Date : 18-JUN-2009 16:38
 Operator : VTS Inst ID: nt2.i
 Smp Info : PB63D
 Misc Info : 09-12945
 Comment :
 Method : /chem3/nt2.i/20090618.b/SIMABN.m
 Meth Date : 18-Jun-2009 12:07 peter Quant Type: ISTD
 Cal Date : 11-MAY-2009 13:57 Cal File: ic051104.d
 Als bottle: 9
 Dil Factor: 1.00000
 Integrator: HP RTE Compound Sublist: wind.sub
 Target Version: 3.50
 Processing Host: cserv3

Concentration Formula: Amt * DF * Vt / (Ws * (100 - M) / 100) * CpndVariable

Name	Value	Description
DF	1.00000	Dilution Factor
Vt	1000.00000	Volume of final extract (uL)
Ws	20.40000	Weight of sample extracted (g)
M	17.00000	% Moisture

Cpnd Variable

Local Compound Variable

Compounds	QUANT SIG	RT	EXP RT	REL RT	RESPONSE	CONCENTRATIONS	
						ON-COLUMN (ug/mL)	FINAL (ug/kg)
\$ 1 2-Fluorophenol	112	5.261	5.206	(0.746)	196983	2.63959	155.9
\$ 2 Phenol-d5	99	6.738	6.669	(0.955)	273699	2.76980	163.6
3 Phenol	94	6.749	6.680	(0.957)	14359	0.10896	6.435 (M)
\$ 5 2-Chlorophenol-d4	132	6.784	6.761	(0.962)	262726	3.95632	233.7
7 1,3-Dichlorobenzene	146	Compound Not Detected.					
* 8 1,4-Dichlorobenzene-d4	152	7.055	7.055	(1.000)	124909	2.00000	
9 1,4-Dichlorobenzene	146	Compound Not Detected.					
\$ 10 1,2-Dichlorobenzene-d4	152	7.349	7.332	(1.042)	76644	1.61507	95.39
11 Benzyl alcohol	79	Compound Not Detected.					
12 1,2-Dichlorobenzene	146	Compound Not Detected.					
13 2-Methylphenol	108	Compound Not Detected.					
15 4-Methylphenol	108	Compound Not Detected.					
16 N-Nitroso-di-n-propylamine	70	Compound Not Detected.					
\$ 18 Nitrobenzene-d5	82	7.946	7.946	(0.881)	187835	1.77750	105.0
22 2,4-Dimethylphenol	107	Compound Not Detected.					

Compounds	QUANT SIG MASS	RT	EXP RT	REL RT	RESPONSE	CONCENTRATIONS	
						ON-COLUMN (ug/mL)	FINAL (ug/kg)
26 1,2,4-Trichlorobenzene	180						
* 27 Naphthalene-d8	136	9.023	9.024	(1.000)	389284	2.00000	
30 Hexachlorobutadiene	225						
\$ 36 2-Fluorobiphenyl	172	10.811	10.811	(0.912)	295257	2.07600	122.6
39 Dimethylphthalate	163						
* 42 Acenaphthene-d10	162	11.849	11.832	(1.000)	199359	2.00000	
50 Diethylphthalate	149	12.696	12.686	(1.072)	25974	0.17091	10.09
54 N-Nitrosodiphenylamine	169						
\$ 55 2,4,6-Tribromophenol	330	13.136	13.125	(0.926)	53132	3.84454	227.1
57 Hexachlorobenzene	284						
58 Pentachlorophenol	266	14.022	14.021	(0.988)	26244	1.33462	78.82
* 59 Phenanthrene-d10	188	14.192	14.175	(1.000)	292360	2.00000	
\$ 66 Terphenyl-d14	244	16.835	16.813	(0.910)	176349	3.81506	225.3
67 Butylbenzylphthalate	149	17.738	17.704	(0.959)	102274	1.76938	104.5
* 69 Chrysene-d12	240	18.490	18.430	(1.000)	148598	2.00000	(M)
* 77 Perylene-d12	264	20.660	20.569	(1.000)	69996	2.00000	
79 Dibenzo(a,h)anthracene	278	22.030	21.954	(1.066)	7810	0.24022	14.19(M)
90 N-Nitrosodimethylamine	74						

QC Flag Legend

M - Compound response manually integrated.

Analytical Resources, Inc.

INTERNAL STANDARD COMPOUNDS
 AREA AND RT SUMMARY

Instrument ID: nt2.i
 Lab File ID: 061806.d
 Lab Smp Id: PB63D
 Analysis Type: SV
 Quant Type: ISTD
 Operator: VTS
 Method File: /chem3/nt2.i/20090618.b/SIMABN.m
 Misc Info: 09-12945

Calibration Date: 18-JUN-2009
 Calibration Time: 11:22
 Client Smp ID: 3SED5-A
 Level: LOW
 Sample Type: Sediment

Test Mode:
 Use Initial Calibration Level 4.

COMPOUND	STANDARD	AREA LIMIT		SAMPLE	%DIFF
		LOWER	UPPER		
8 1,4-Dichlorobenze	119785	59892	239570	124909	4.28
27 Naphthalene-d8	372217	186108	744434	389284	4.59
42 Acenaphthene-d10	182713	91356	365426	199359	9.11
59 Phenanthrene-d10	286879	143440	573758	292360	1.91
69 Chrysene-d12	251912	125956	503824	148598	-41.01
77 Perylene-d12	231524	115762	463048	69996	-69.77

COMPOUND	STANDARD	RT LIMIT		SAMPLE	%DIFF
		LOWER	UPPER		
8 1,4-Dichlorobenze	7.06	6.56	7.56	7.05	-0.01
27 Naphthalene-d8	9.02	8.52	9.52	9.02	-0.01
42 Acenaphthene-d10	11.83	11.33	12.33	11.85	0.14
59 Phenanthrene-d10	14.18	13.68	14.68	14.19	0.12
69 Chrysene-d12	18.43	17.93	18.93	18.49	0.33
77 Perylene-d12	20.57	20.07	21.07	20.66	0.44

AREA UPPER LIMIT = +100% of internal standard area.
 AREA LOWER LIMIT = - 50% of internal standard area.
 RT UPPER LIMIT = + 0.50 minutes of internal standard RT.
 RT LOWER LIMIT = - 0.50 minutes of internal standard RT.

Analytical Resources, Inc.

RECOVERY REPORT

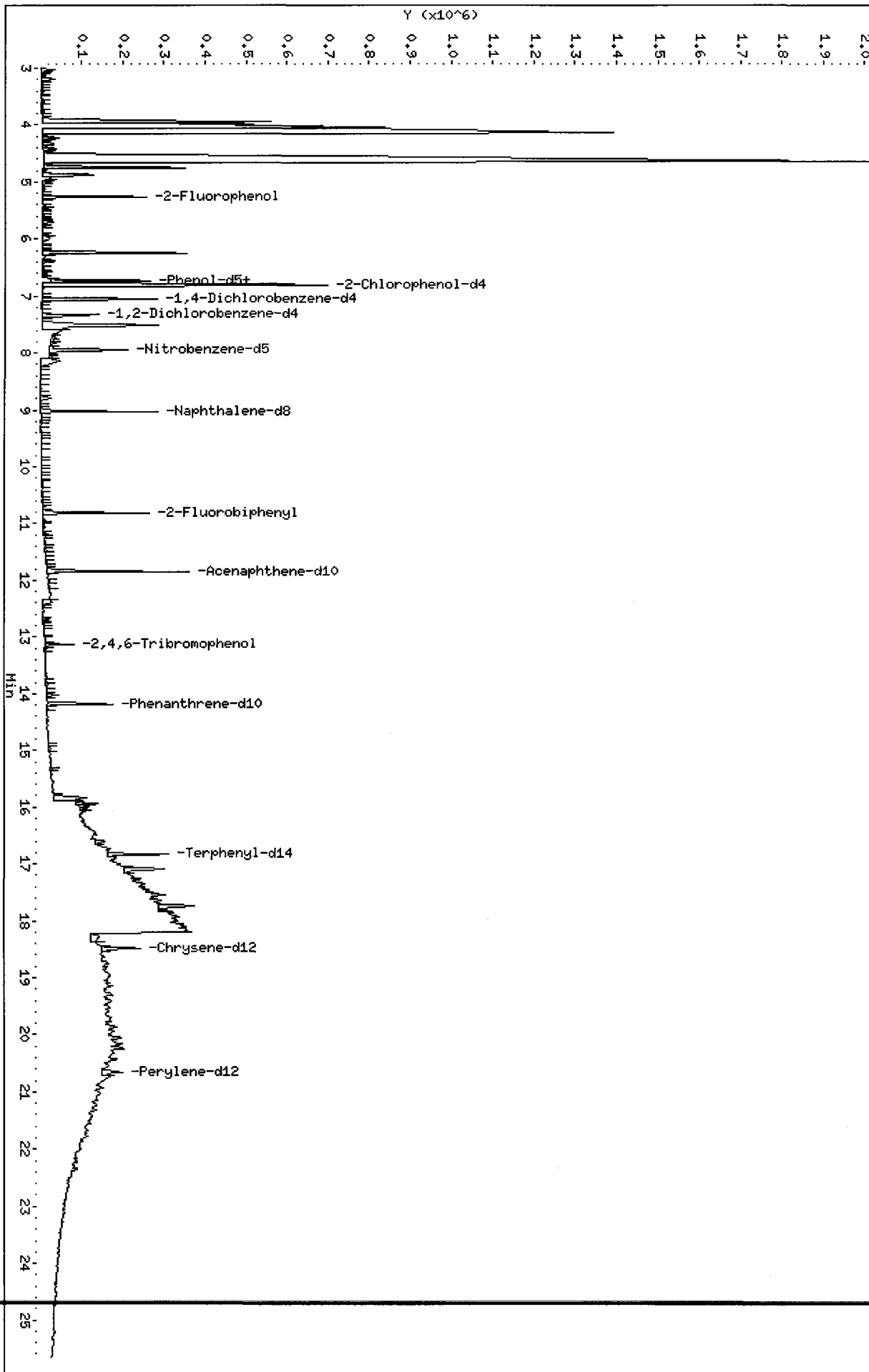
Client Name: ESC	Client SDG: PB63
Sample Matrix: SOLID	Fraction: SV
Lab Smp Id: PB63D	Client Smp ID: 3SED5-A
Level: LOW	Operator: VTS
Data Type: MS DATA	SampleType: SAMPLE
SpikeList File: wind.spk	Quant Type: ISTD
Sublist File: wind.sub	
Method File: /chem3/nt2.i/20090618.b/SIMABN.m	
Misc Info: 09-12945	

SURROGATE COMPOUND	CONC ADDED ug/kg	CONC RECOVERED ug/kg	% RECOVERED	LIMITS
\$ 1 2-Fluorophenol	221.5	155.9	70.39	30-160
\$ 2 Phenol-d5	221.5	163.6	73.86	30-160
\$ 5 2-Chlorophenol-d4	221.5	233.7	105.50	30-160
\$ 10 1,2-Dichlorobenzen	147.6	95.39	64.60	30-160
\$ 18 Nitrobenzene-d5	147.6	105.0	71.10	30-160
\$ 36 2-Fluorobiphenyl	147.6	122.6	83.04	30-160
\$ 55 2,4,6-Tribromophen	221.5	227.1	102.52	30-160
\$ 66 Terphenyl-d14	147.6	225.3	152.60	30-160

Data File: /chem3/nt2.1/20090618.b/061806.d
Date: 18-JUN-2009 16:38
Client ID: 3SEED5-A
Sample Info: PB63D
Volume Injected (uL): 2.0
Column phase: ZB-5

Instrument: nt2.1
Operator: VTS
Column diameter: 0.32

/chem3/nt2.1/20090618.b/061806.d



Date : 18-JUN-2009 16:38

Client ID: 3SED5-A

Instrument: nt2.i

Sample Info: PB63D

Volume Injected (uL): 2.0

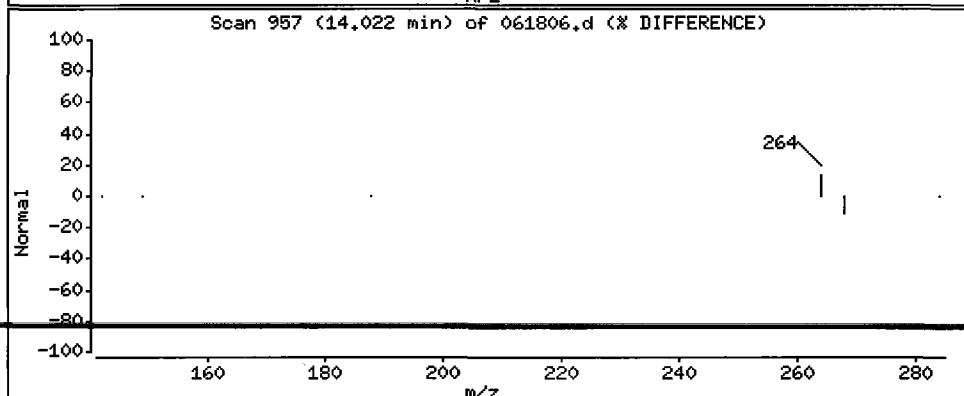
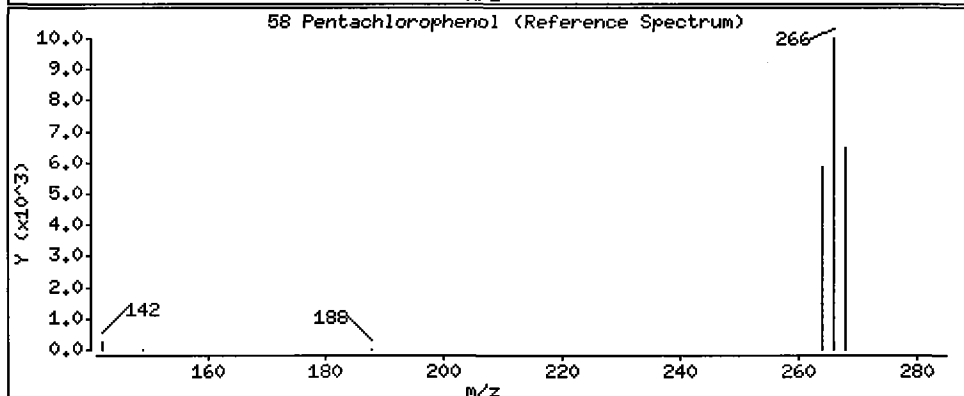
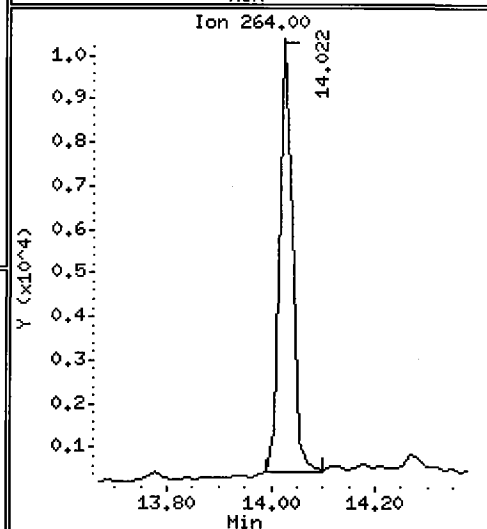
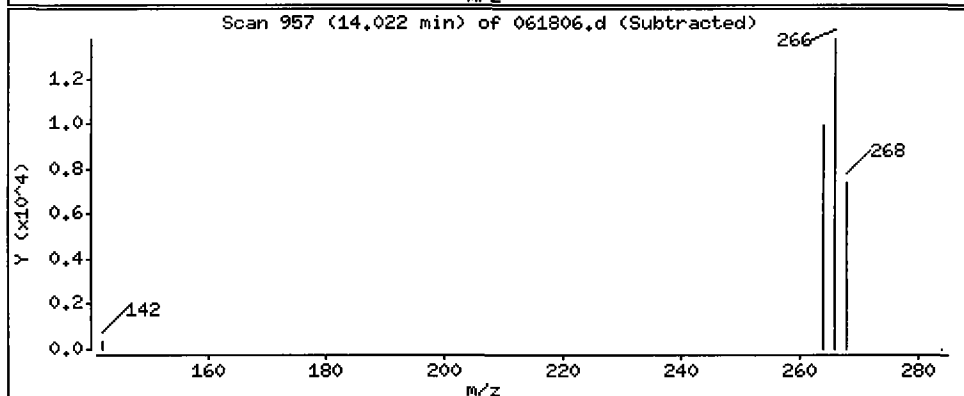
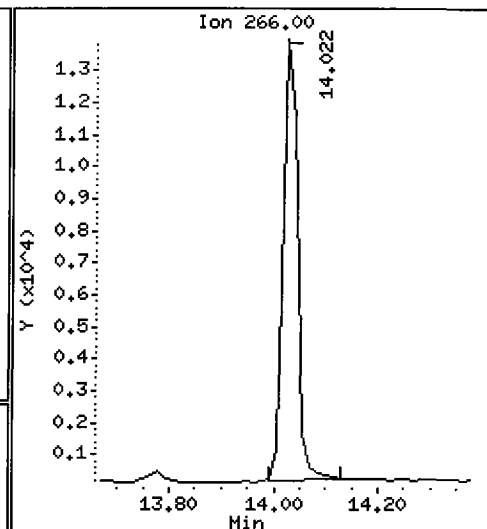
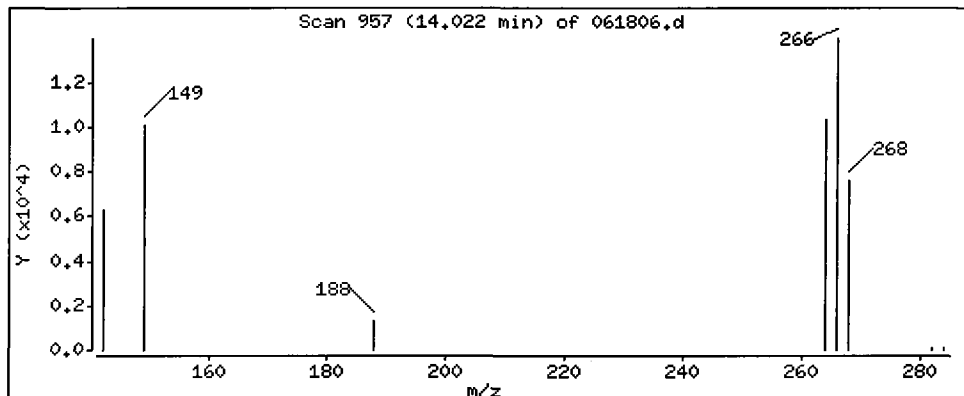
Operator: VTS

Column phase: ZB-5

Column diameter: 0.32

58 Pentachlorophenol

Concentration: 78.82 ug/kg



Date : 18-JUN-2009 16:38

Client ID: 3SED5-A

Instrument: nt2.i

Sample Info: PB63D

Volume Injected (uL): 2.0

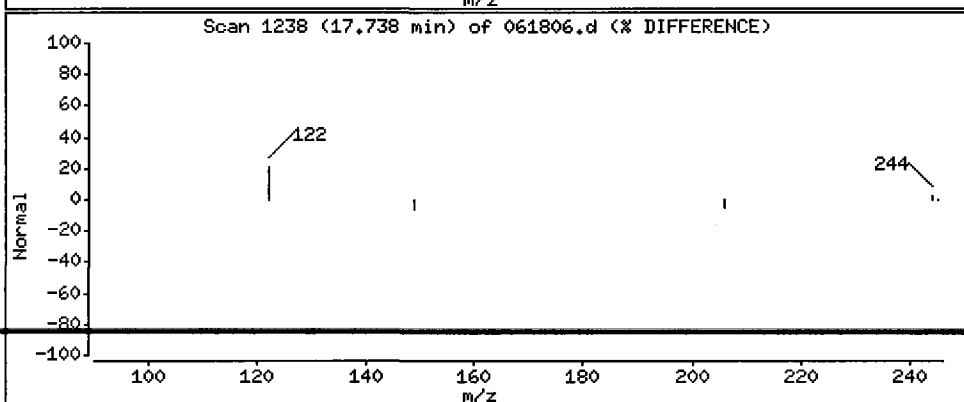
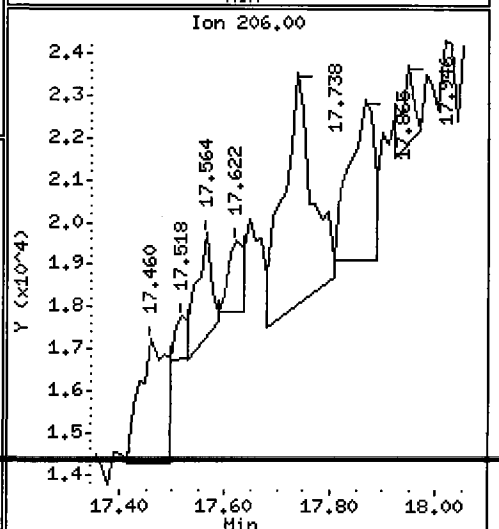
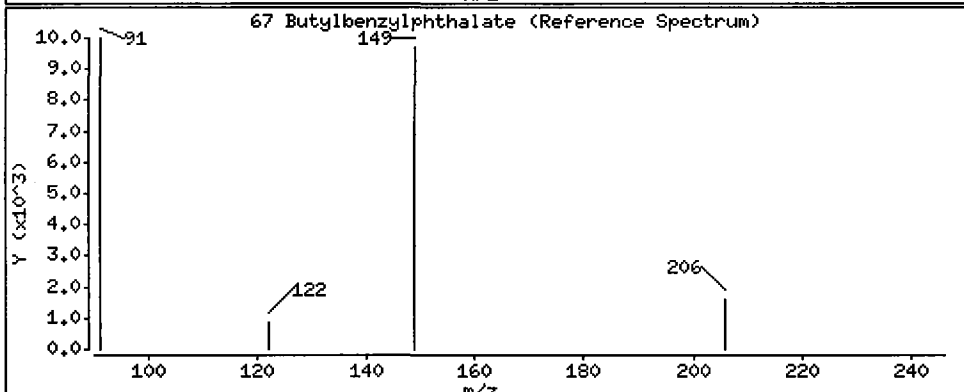
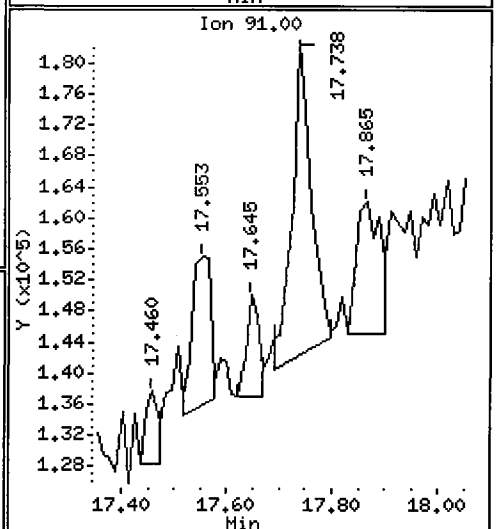
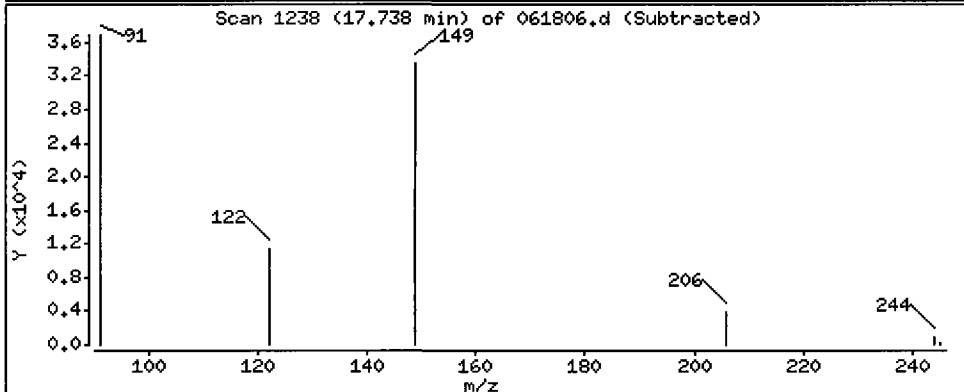
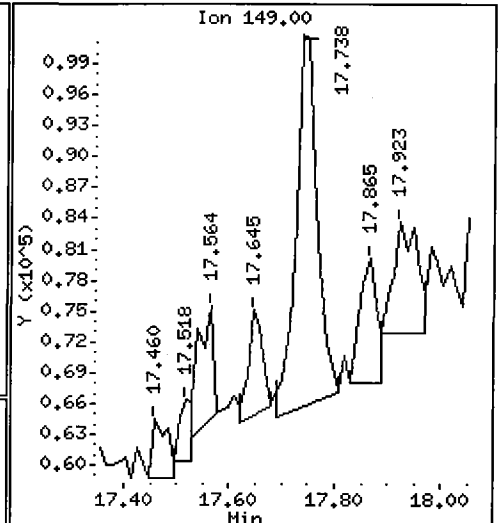
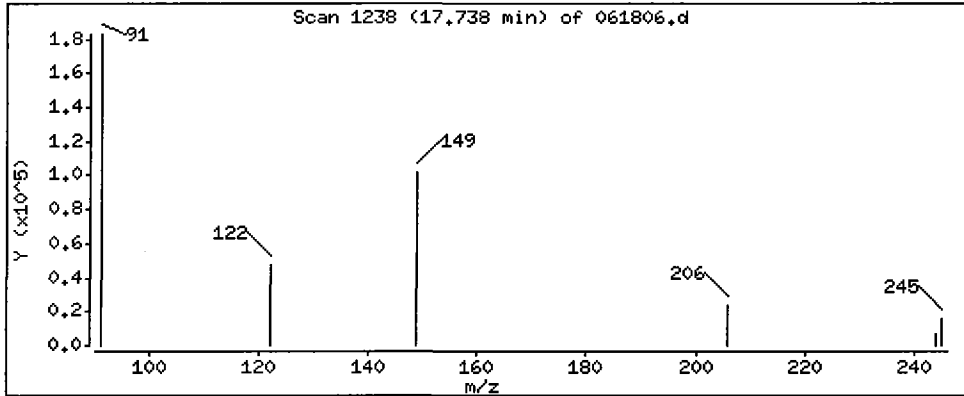
Operator: VTS

Column phase: ZB-5

Column diameter: 0.32

67 Butylbenzylphthalate

Concentration: 104.5 ug/kg



Date : 18-JUN-2009 16:38

Client ID: 3SED5-A

Instrument: nt2.i

Sample Info: PB63D

Volume Injected (uL): 2.0

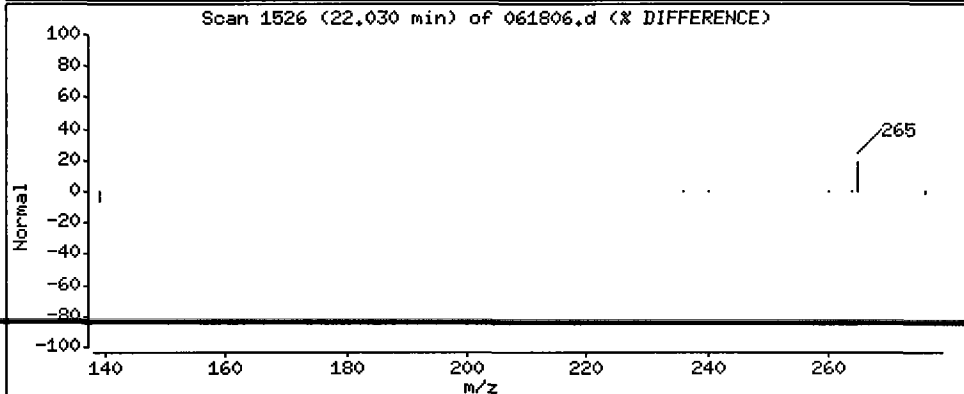
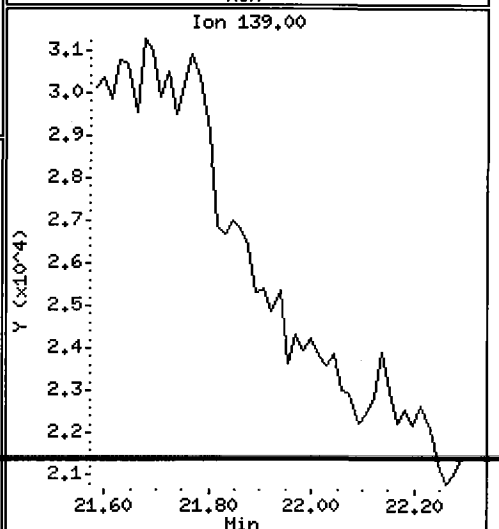
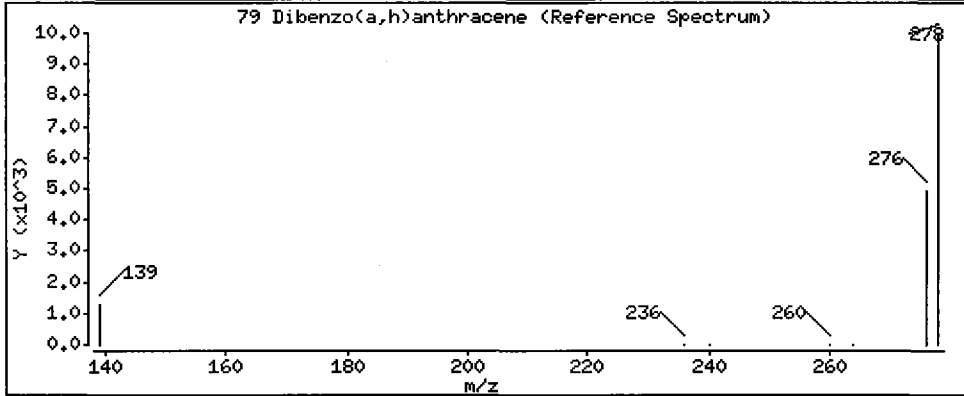
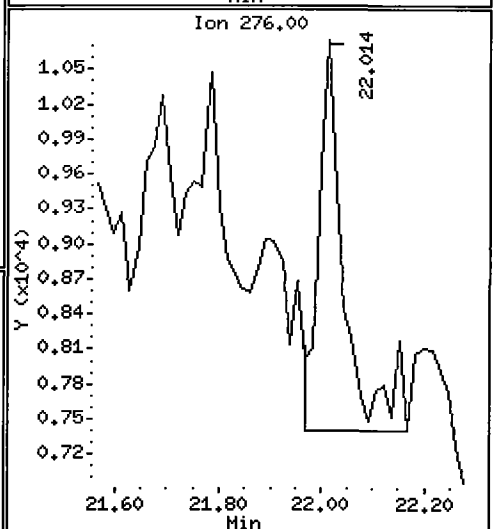
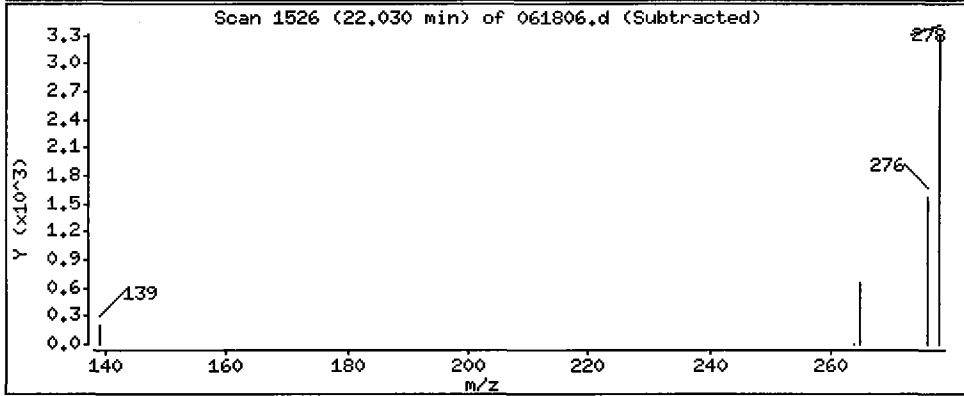
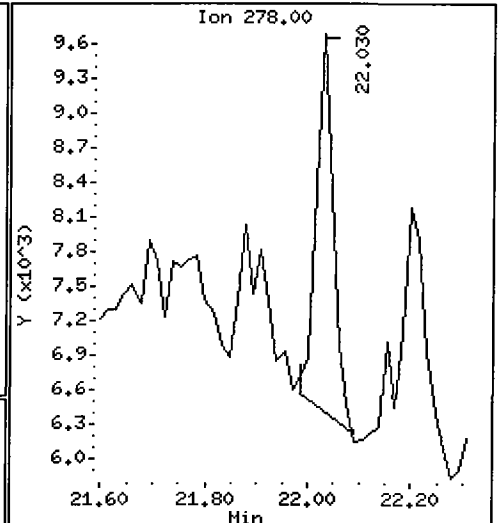
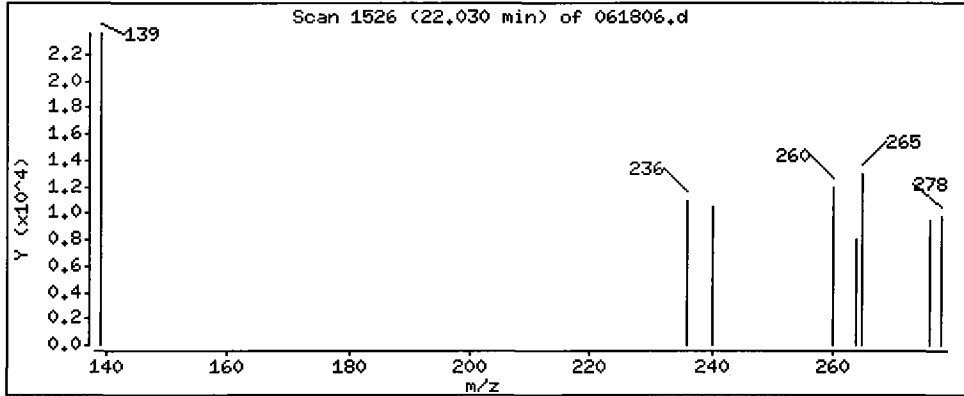
Operator: VTS

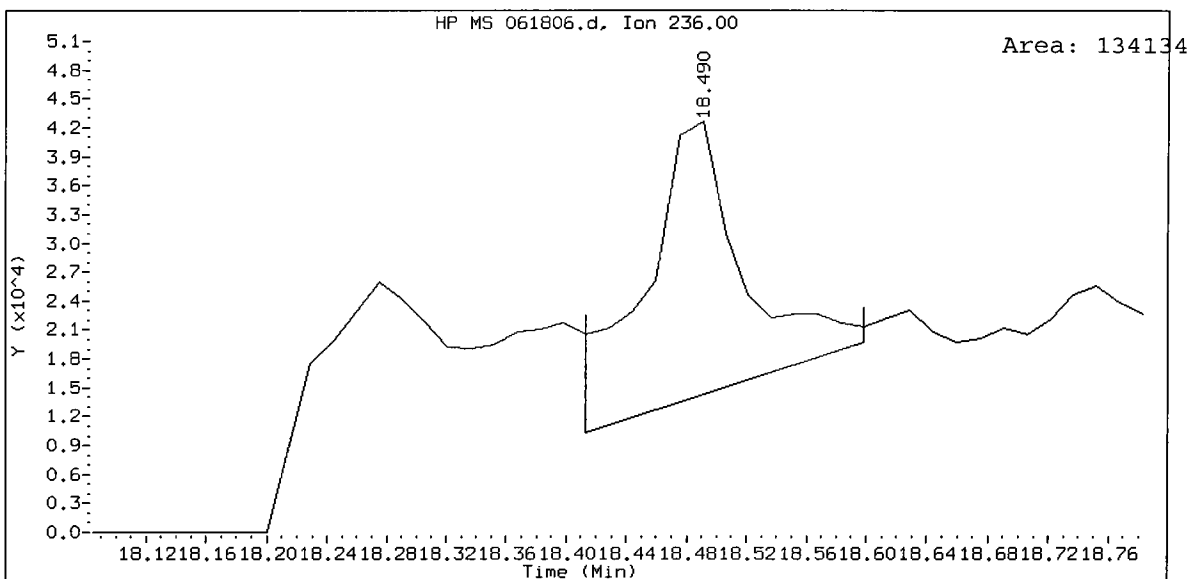
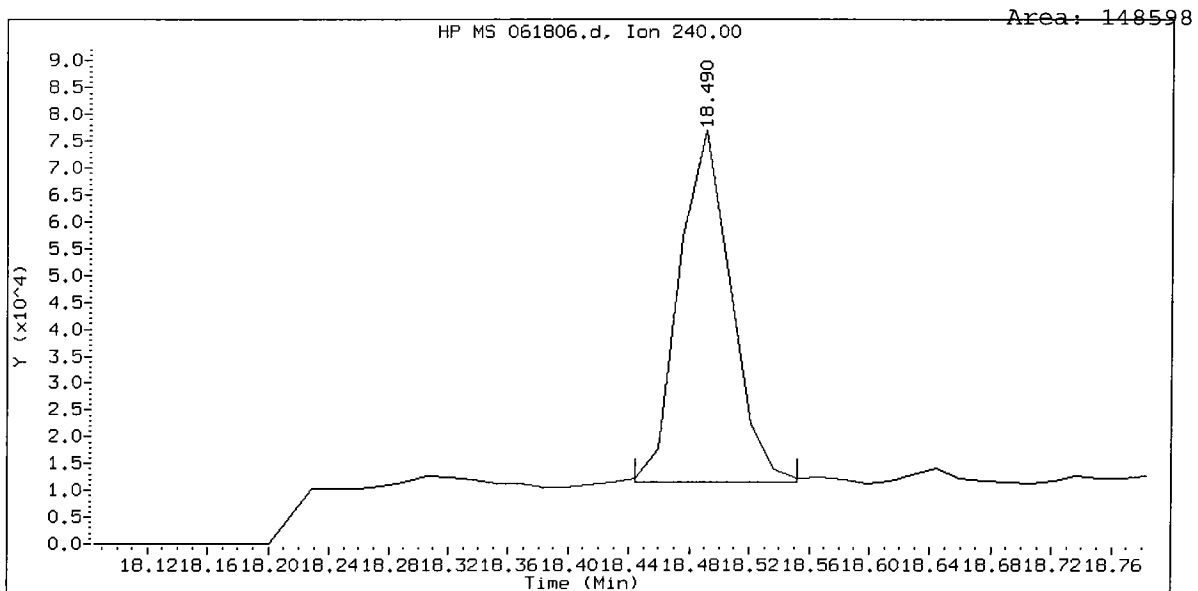
Column phase: ZB-5

Column diameter: 0.32

79 Dibenzo(a,h)anthracene

Concentration: 14.19 ug/kg





ORGANICS ANALYSIS DATA SHEET

Semivolatiles by Selected Ion Monitoring GC/MS

Sample ID: 3SED5-A

Page 1 of 1

DILUTION

Lab Sample ID: PB63D

QC Report No: PB63-ENVIRONMENTAL SCIENCE CORP.

LIMS ID: 09-12945

Project: JELD-WEN NORD DOOR

Matrix: Sediment

Event: 008.0228.00017

Data Release Authorized: *[Signature]*

Date Sampled: 06/05/09

Reported: 06/22/09

Date Received: 06/05/09

Date Extracted: 06/10/09

Sample Amount: 16.9 g-dry-wt

Date Analyzed: 06/19/09 12:53

Final Extract Volume: 1.0 mL

Instrument/Analyst: NT2/PK

Dilution Factor: 3.00

GPC Cleanup: Yes

Percent Moisture: 17.0%

Silica Gel Cleanup: No

Alumina Cleanup: No

CAS Number	Analyte	RL	Result
53-70-3	Dibenz (a, h) anthracene	18	< 18 U
106-46-7	1,4-Dichlorobenzene	18	< 18 U
120-82-1	1,2,4-Trichlorobenzene	18	< 18 U
118-74-1	Hexachlorobenzene	18	< 18 U
87-68-3	Hexachlorobutadiene	18	< 18 U
131-11-3	Dimethylphthalate	44	< 44 U
85-68-7	Butylbenzylphthalate	44	69
95-48-7	2-Methylphenol	18	< 18 U
105-67-9	2,4-Dimethylphenol	18	< 18 U
86-30-6	N-Nitrosodiphenylamine	18	< 18 U
100-51-6	Benzyl Alcohol	89	< 89 U
87-86-5	Pentachlorophenol	89	< 89 U
95-50-1	1,2-Dichlorobenzene	18	< 18 U
541-73-1	1,3-Dichlorobenzene	18	< 18 U

Reported in µg/kg (ppb)

SIM Semivolatile Surrogate Recovery

2-Fluorobiphenyl	87.6%	d5-Phenol	81.6%
2-Fluorophenol	73.6%	d4-2-Chlorophenol	94.4%
d4-1,2-Dichlorobenzene	66.0%	d5-Nitrobenzene	74.4%
2,4,6-Tribromophenol	92.0%	d14-p-Terphenyl	97.2%

Analytical Resources, Inc.

Semivolatible Report SW846 Method 8270D

Data file : /chem3/nt2.i/20090619.b/061901.d
 Lab Smp Id: PB63D Client Smp ID: 3SED5-A
 Inj Date : 19-JUN-2009 12:53
 Operator : VTS Inst ID: nt2.i
 Smp Info : PB63D,3
 Misc Info : 09-12945
 Comment :
 Method : /chem3/nt2.i/20090619.b/SIMABN.m
 Meth Date : 19-Jun-2009 12:51 peter Quant Type: ISTD
 Cal Date : 11-MAY-2009 13:57 Cal File: ic051104.d
 Als bottle: 1
 Dil Factor: 3.00000
 Integrator: HP RTE Compound Sublist: wind.sub
 Target Version: 3.50
 Processing Host: cserv3

Concentration Formula: Amt * DF * Vt / (Ws * (100 - M) / 100) * CpndVariable

Name	Value	Description
DF	3.00000	Dilution Factor
Vt	1000.00000	Volume of final extract (uL)
Ws	20.40000	Weight of sample extracted (g)
M	17.00000	% Moisture

Cpnd Variable

Local Compound Variable

Compounds	QUANT SIG	RT	EXP RT	REL RT	RESPONSE	CONCENTRATIONS	
						ON-COLUMN (ug/mL)	FINAL (ug/kg)
\$ 1 2-Fluorophenol	112	5.000	4.982	(0.733)	68698	0.92013	163.0
\$ 2 Phenol-d5	99	6.496	6.462	(0.953)	100715	1.01874	180.5
3 Phenol	94	Compound Not Detected.					
\$ 5 2-Chlorophenol-d4	132	6.554	6.543	(0.961)	78298	1.17851	208.8
7 1,3-Dichlorobenzene	146	Compound Not Detected.					
* 8 1,4-Dichlorobenzene-d4	152	6.818	6.818	(1.000)	124968	2.00000	
9 1,4-Dichlorobenzene	146	Compound Not Detected.					
\$ 10 1,2-Dichlorobenzene-d4	152	7.112	7.112	(1.043)	26163	0.55106	97.64
11 Benzyl alcohol	79	Compound Not Detected.					
12 1,2-Dichlorobenzene	146	Compound Not Detected.					
13 2-Methylphenol	108	Compound Not Detected.					
15 4-Methylphenol	108	Compound Not Detected.					
16 N-Nitroso-di-n-propylamine	70	Compound Not Detected.					
\$ 18 Nitrobenzene-d5	82	7.715	7.716	(0.876)	60592	0.62229	110.3
22 2,4-Dimethylphenol	107	Compound Not Detected.					

Compounds	QUANT SIG	RT	EXP RT	REL RT	RESPONSE	CONCENTRATIONS	
						ON-COLUMN (ug/mL)	FINAL (ug/kg)
26 1,2,4-Trichlorobenzene	180						
* 27 Naphthalene-d8	136	8.805	8.804	(1.000)	358690	2.00000	
30 Hexachlorobutadiene	225						
\$ 36 2-Fluorobiphenyl	172	10.594	10.593	(0.912)	91571	0.72520	128.5
39 Dimethylphthalate	163						
* 42 Acenaphthene-d10	162	11.615	11.614	(1.000)	176996	2.00000	
50 Diethylphthalate	149						
54 N-Nitrosodiphenylamine	169						
\$ 55 2,4,6-Tribromophenol	330	12.891	12.890	(0.925)	15556	1.14777	203.4
57 Hexachlorobenzene	284						
58 Pentachlorophenol	266	13.791	13.776	(0.990)	8945	0.46385	82.18
* 59 Phenanthrene-d10	188	13.929	13.930	(1.000)	286714	2.00000	
\$ 66 Terphenyl-d14	244	16.578	16.578	(0.911)	56098	0.80917	143.4
67 Butylbenzylphthalate	149	17.481	17.468	(0.961)	33656	0.38823	68.79
* 69 Chrysene-d12	240	18.199	18.183	(1.000)	222868	2.00000	
* 77 Perylene-d12	264	20.369	20.306	(1.000)	138124	2.00000	
79 Dibenzo(a,h)anthracene	278	21.723	21.676	(1.066)	4264	0.06646	11.78 (M)
90 N-Nitrosodimethylamine	74						

QC Flag Legend

M - Compound response manually integrated.

Analytical Resources, Inc.

INTERNAL STANDARD COMPOUNDS
 AREA AND RT SUMMARY

Instrument ID: nt2.i
 Lab File ID: 061901.d
 Lab Smp Id: PB63D
 Analysis Type: SV
 Quant Type: ISTD
 Operator: VTS
 Method File: /chem3/nt2.i/20090619.b/SIMABN.m
 Misc Info: 09-12945

Calibration Date: 19-JUN-2009
 Calibration Time: 11:36
 Client Smp ID: 3SED5-A
 Level: LOW
 Sample Type: Sediment

Test Mode:
 Use Initial Calibration Level 4.

COMPOUND	STANDARD	AREA LIMIT		SAMPLE	%DIFF
		LOWER	UPPER		
8 1,4-Dichlorobenze	119785	59892	239570	124968	4.33
27 Naphthalene-d8	372217	186108	744434	358690	-3.63
42 Acenaphthene-d10	182713	91356	365426	176996	-3.13
59 Phenanthrene-d10	286879	143440	573758	286714	-0.06
69 Chrysene-d12	251912	125956	503824	222868	-11.53
77 Perylene-d12	231524	115762	463048	138124	-40.34

COMPOUND	STANDARD	RT LIMIT		SAMPLE	%DIFF
		LOWER	UPPER		
8 1,4-Dichlorobenze	6.82	6.32	7.32	6.82	-0.01
27 Naphthalene-d8	8.80	8.30	9.30	8.80	0.01
42 Acenaphthene-d10	11.61	11.11	12.11	11.61	0.01
59 Phenanthrene-d10	13.93	13.43	14.43	13.93	0.00
69 Chrysene-d12	18.18	17.68	18.68	18.20	0.09
77 Perylene-d12	20.31	19.81	20.81	20.37	0.31

AREA UPPER LIMIT = +100% of internal standard area.
 AREA LOWER LIMIT = - 50% of internal standard area.
 RT UPPER LIMIT = + 0.50 minutes of internal standard RT.
 RT LOWER LIMIT = - 0.50 minutes of internal standard RT.

Analytical Resources, Inc.

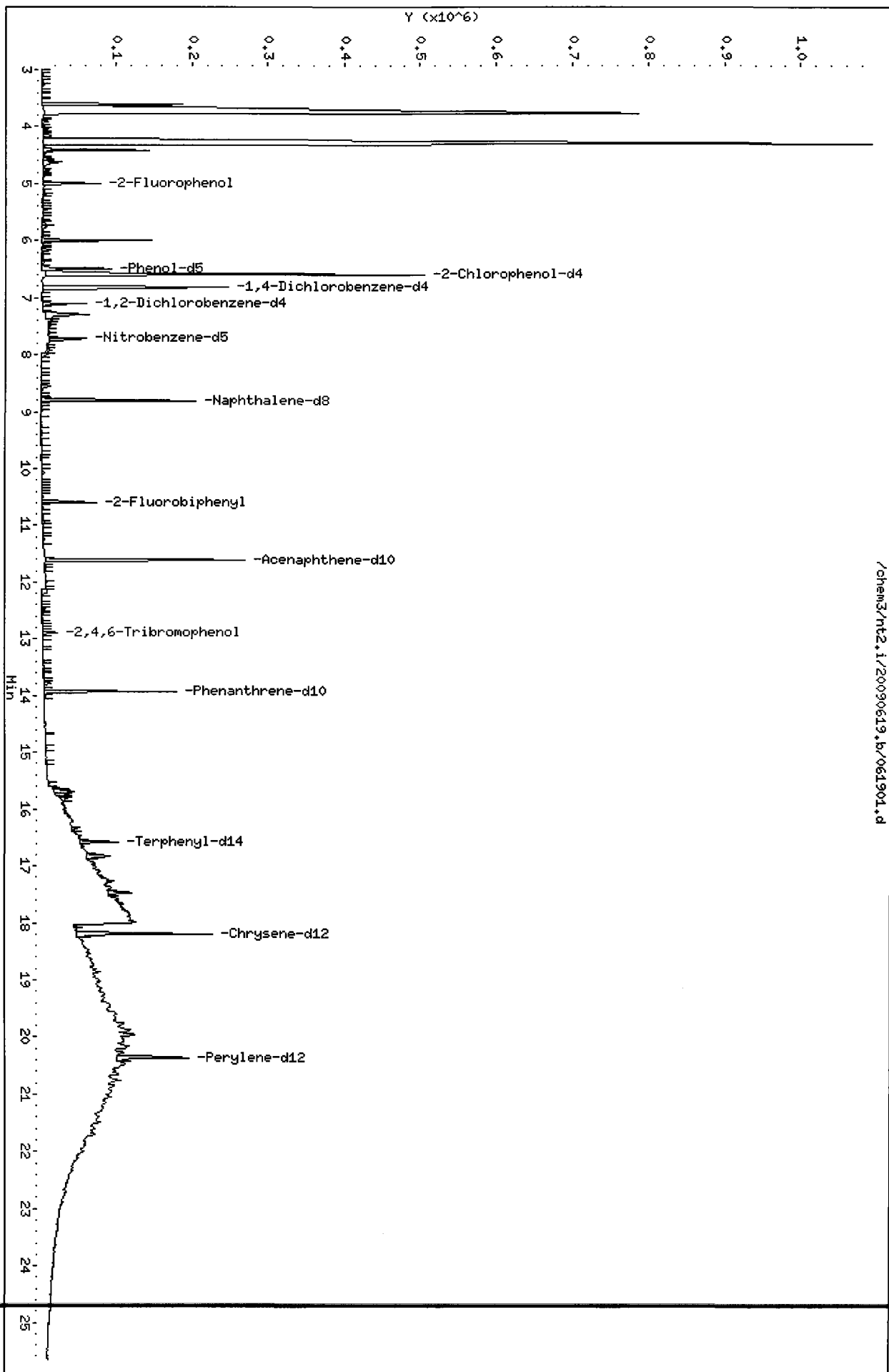
RECOVERY REPORT

Client Name: ESC Client SDG: PB63
Sample Matrix: SOLID Fraction: SV
Lab Smp Id: PB63D Client Smp ID: 3SED5-A
Level: LOW Operator: VTS
Data Type: MS DATA SampleType: SAMPLE
SpikeList File: wind.spk Quant Type: ISTD
Sublist File: wind.sub
Method File: /chem3/nt2.i/20090619.b/SIMABN.m
Misc Info: 09-12945

SURROGATE COMPOUND	CONC ADDED ug/kg	CONC RECOVERED ug/kg	% RECOVERED	LIMITS
\$ 1 2-Fluorophenol	221.5	163.0	73.61	30-160
\$ 2 Phenol-d5	221.5	180.5	81.50	30-160
\$ 5 2-Chlorophenol-d4	221.5	208.8	94.28	30-160
\$ 10 1,2-Dichlorobenzen	147.6	97.64	66.13	30-160
\$ 18 Nitrobenzene-d5	147.6	110.3	74.68	30-160
\$ 36 2-Fluorobiphenyl	147.6	128.5	87.02	30-160
\$ 55 2,4,6-Tribromophen	221.5	203.4	91.82	30-160
\$ 66 Terphenyl-d14	147.6	143.4	97.10	30-160

Data File: /chem3/nt2.i/20090619.b/061901.d
Date: 19-JUN-2009 12:53
Client ID: 3SED5-4
Sample Info: PB63D,3
Volume Injected (uL): 2.0
Column phase: ZB-5

Instrument: nt2.i
Operator: VTS
Column diameter: 0.32



/chem3/nt2.i/20090619.b/061901.d

Date : 19-JUN-2009 12:53

Client ID: 3SED5-A

Instrument: nt2.i

Sample Info: PB63D,3

Volume Injected (uL): 2.0

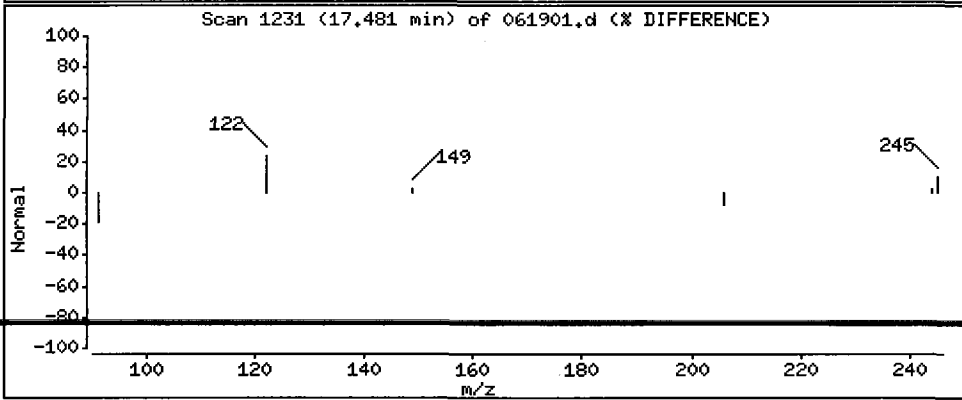
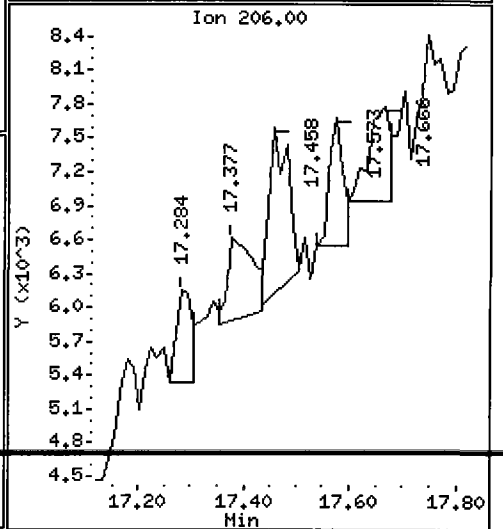
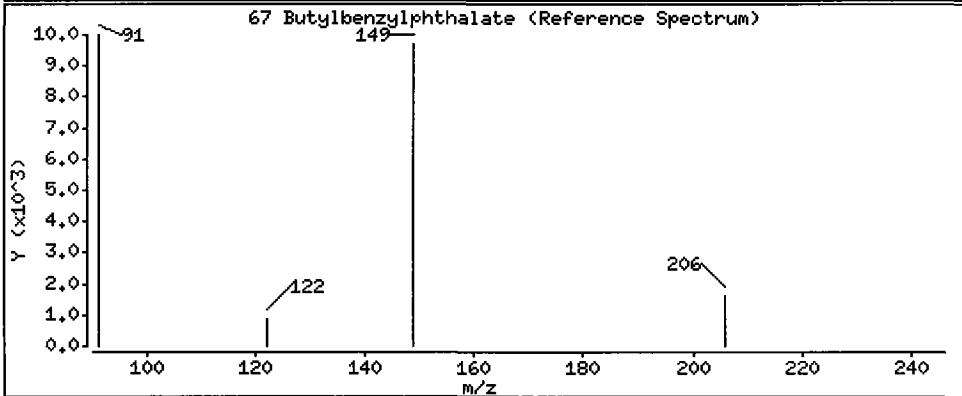
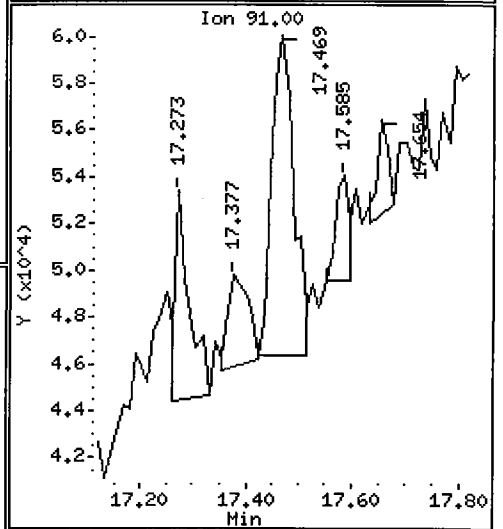
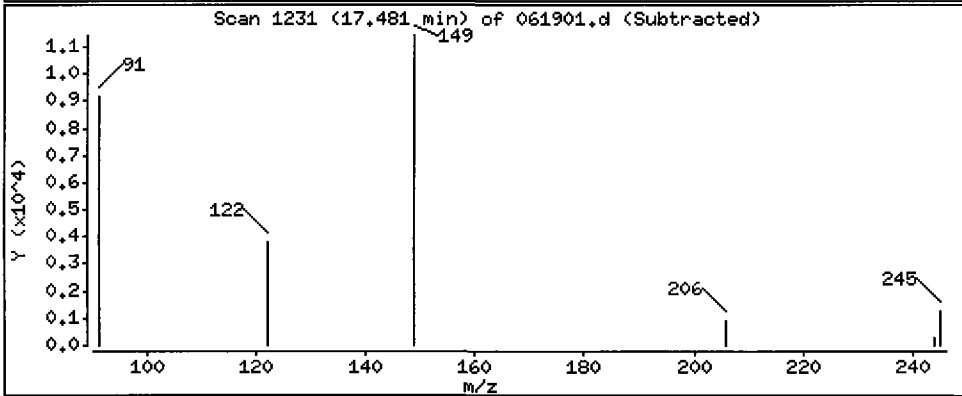
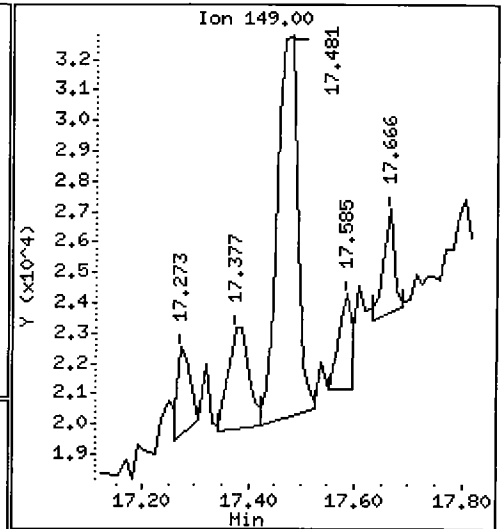
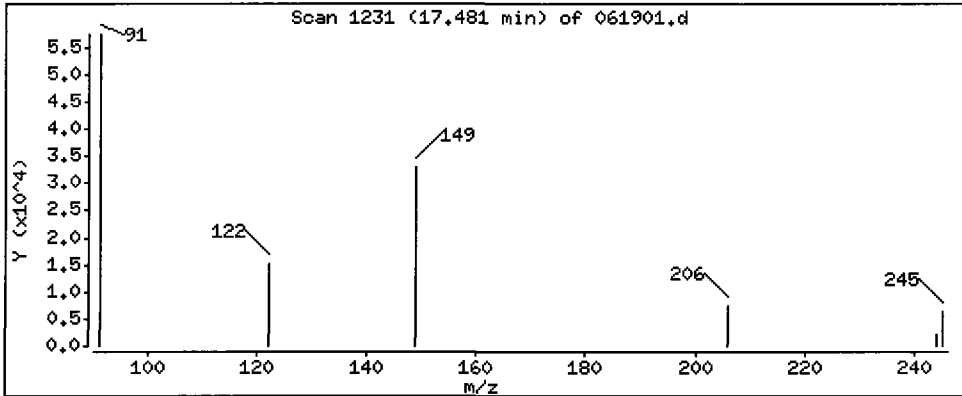
Operator: VTS

Column phase: ZB-5

Column diameter: 0.32

67 Butylbenzylphthalate

Concentration: 68.79 ug/kg



ORGANICS ANALYSIS DATA SHEET

Semivolatiles by Selected Ion Monitoring GC/MS

Sample ID: 3SED5-B

Page 1 of 1

SAMPLE

Lab Sample ID: PB63E


QC Report No: PB63-ENVIRONMENTAL SCIENCE CORP.

LIMS ID: 09-12946

Project: JELD-WEN NORD DOOR

Matrix: Sediment

Event: 008.0228.00017

Data Release Authorized: 

Date Sampled: 06/05/09

Reported: 06/22/09

Date Received: 06/05/09

Date Extracted: 06/10/09

Sample Amount: 16.4 g-dry-wt

Date Analyzed: 06/18/09 17:12

Final Extract Volume: 1.0 mL

Instrument/Analyst: NT2/PK

Dilution Factor: 1.00

GPC Cleanup: Yes

Percent Moisture: 35.1%

Silica Gel Cleanup: No

Alumina Cleanup: No

CAS Number	Analyte	RL	Result
53-70-3	Dibenz (a, h) anthracene	6.1	< 6.1 U
106-46-7	1,4-Dichlorobenzene	6.1	< 6.1 U
120-82-1	1,2,4-Trichlorobenzene	6.1	< 6.1 U
118-74-1	Hexachlorobenzene	6.1	< 6.1 U
87-68-3	Hexachlorobutadiene	6.1	< 6.1 U
131-11-3	Dimethylphthalate	15	< 15 U
85-68-7	Butylbenzylphthalate	15	< 15 U
95-48-7	2-Methylphenol	6.1	< 6.1 U
105-67-9	2,4-Dimethylphenol	6.1	< 6.1 U
86-30-6	N-Nitrosodiphenylamine	6.1	< 6.1 U
100-51-6	Benzyl Alcohol	30	< 30 U
87-86-5	Pentachlorophenol	30	< 30 U
95-50-1	1,2-Dichlorobenzene	6.1	< 6.1 U
541-73-1	1,3-Dichlorobenzene	6.1	< 6.1 U

Reported in µg/kg (ppb)

SIM Semivolatile Surrogate Recovery

2-Fluorobiphenyl	76.4%	d5-Phenol	64.5%
2-Fluorophenol	71.5%	d4-2-Chlorophenol	102%
d4-1,2-Dichlorobenzene	68.8%	d5-Nitrobenzene	74.0%
2,4,6-Tribromophenol	96.3%	d14-p-Terphenyl	134%

Analytical Resources, Inc.

Semivolatile Report SW846 Method 8270D

Data file : /chem3/nt2.i/20090618.b/061807.d
 Lab Smp Id: PB63E Client Smp ID: 3SED5-B
 Inj Date : 18-JUN-2009 17:12
 Operator : VTS Inst ID: nt2.i
 Smp Info : PB63E
 Misc Info : 09-12946
 Comment :
 Method : /chem3/nt2.i/20090618.b/SIMABN.m
 Meth Date : 18-Jun-2009 12:07 peter Quant Type: ISTD
 Cal Date : 11-MAY-2009 13:57 Cal File: ic051104.d
 Als bottle: 10
 Dil Factor: 1.00000
 Integrator: HP RTE Compound Sublist: wind.sub
 Target Version: 3.50
 Processing Host: cserv3

Concentration Formula: Amt * DF * Vt/(Ws * (100 - M)/100) * CpndVariable

Name	Value	Description
DF	1.00000	Dilution Factor
Vt	1000.00000	Volume of final extract (uL)
Ws	25.30000	Weight of sample extracted (g)
M	35.10000	% Moisture

Cpnd Variable

Local Compound Variable

Compounds	QUANT SIG	RT	EXP RT	REL RT	RESPONSE	CONCENTRATIONS	
						ON-COLUMN (ug/mL)	FINAL (ug/kg)
\$ 1 2-Fluorophenol	112	5.292	5.206	(0.750)	209913	2.67708	163.0
\$ 2 Phenol-d5	99	6.762	6.669	(0.958)	251582	2.42309	147.6
3 Phenol	94	6.773	6.680	(0.960)	22389	0.16169	9.847(M)
\$ 5 2-Chlorophenol-d4	132	6.796	6.761	(0.963)	265765	3.80891	232.0
7 1,3-Dichlorobenzene	146	Compound Not Detected.					
* 8 1,4-Dichlorobenzene-d4	152	7.055	7.055	(1.000)	131244	2.00000	
9 1,4-Dichlorobenzene	146	Compound Not Detected.					
\$ 10 1,2-Dichlorobenzene-d4	152	7.349	7.332	(1.042)	85724	1.71922	104.7
11 Benzyl alcohol	79	Compound Not Detected.					
12 1,2-Dichlorobenzene	146	Compound Not Detected.					
13 2-Methylphenol	108	Compound Not Detected.					
15 4-Methylphenol	108	7.823	7.807	(1.109)	11155	0.13028	7.934
16 N-Nitroso-di-n-propylamine	70	Compound Not Detected.					
\$ 18 Nitrobenzene-d5	82	7.946	7.946	(0.880)	196976	1.84771	112.5
22 2,4-Dimethylphenol	107	Compound Not Detected.					

Compounds	QUANT SIG MASS	RT	EXP RT	REL RT	RESPONSE	CONCENTRATIONS	
						ON-COLUMN (ug/mL)	FINAL (ug/kg)
26 1,2,4-Trichlorobenzene	180						
* 27 Naphthalene-d8	136	9.024	9.024	(1.000)	392717	2.00000	
30 Hexachlorobutadiene	225						
\$ 36 2-Fluorobiphenyl	172	10.811	10.811	(0.912)	292597	1.90710	116.1
39 Dimethylphthalate	163						
* 42 Acenaphthene-d10	162	11.849	11.832	(1.000)	215060	2.00000	
50 Diethylphthalate	149	12.686	12.686	(1.071)	45828	0.27953	17.02
54 N-Nitrosodiphenylamine	169						
\$ 55 2,4,6-Tribromophenol	330	13.137	13.125	(0.926)	65912	3.61045	219.9
57 Hexachlorobenzene	284						
58 Pentachlorophenol	266	14.037	14.021	(0.989)	3150	0.12127	7.386
* 59 Phenanthrene-d10	188	14.191	14.175	(1.000)	386197	2.00000	
\$ 66 Terphenyl-d14	244	16.836	16.813	(0.912)	187288	3.35955	204.6
67 Butylbenzylphthalate	149	17.715	17.704	(0.960)	13308	0.19090	11.63
* 69 Chrysene-d12	240	18.460	18.430	(1.000)	179213	2.00000	
* 77 Perylene-d12	264	20.599	20.569	(1.000)	60628	2.00000	
79 Dibenzo(a,h)anthracene	278	21.984	21.954	(1.067)	2542	0.09027	5.498 (M)
90 N-Nitrosodimethylamine	74						

QC Flag Legend

M - Compound response manually integrated.

Analytical Resources, Inc.

INTERNAL STANDARD COMPOUNDS
 AREA AND RT SUMMARY

Instrument ID: nt2.i
 Lab File ID: 061807.d
 Lab Smp Id: PB63E
 Analysis Type: SV
 Quant Type: ISTD
 Operator: VTS
 Method File: /chem3/nt2.i/20090618.b/SIMABN.m
 Misc Info: 09-12946

Calibration Date: 18-JUN-2009
 Calibration Time: 11:22
 Client Smp ID: 3SED5-B
 Level: LOW
 Sample Type: Sediment

Test Mode: Use Initial Calibration Level 4.

COMPOUND	STANDARD	AREA LIMIT		SAMPLE	%DIFF
		LOWER	UPPER		
8 1,4-Dichlorobenze	119785	59892	239570	131244	9.57
27 Naphthalene-d8	372217	186108	744434	392717	5.51
42 Acenaphthene-d10	182713	91356	365426	215060	17.70
59 Phenanthrene-d10	286879	143440	573758	386197	34.62
69 Chrysene-d12	251912	125956	503824	179213	-28.86
77 Perylene-d12	231524	115762	463048	60628	-73.81

COMPOUND	STANDARD	RT LIMIT		SAMPLE	%DIFF
		LOWER	UPPER		
8 1,4-Dichlorobenze	7.06	6.56	7.56	7.05	0.00
27 Naphthalene-d8	9.02	8.52	9.52	9.02	0.00
42 Acenaphthene-d10	11.83	11.33	12.33	11.85	0.15
59 Phenanthrene-d10	14.18	13.68	14.68	14.19	0.11
69 Chrysene-d12	18.43	17.93	18.93	18.46	0.16
77 Perylene-d12	20.57	20.07	21.07	20.60	0.15

AREA UPPER LIMIT = +100% of internal standard area.
 AREA LOWER LIMIT = - 50% of internal standard area.
 RT UPPER LIMIT = + 0.50 minutes of internal standard RT.
 RT LOWER LIMIT = - 0.50 minutes of internal standard RT.

Analytical Resources, Inc.

RECOVERY REPORT

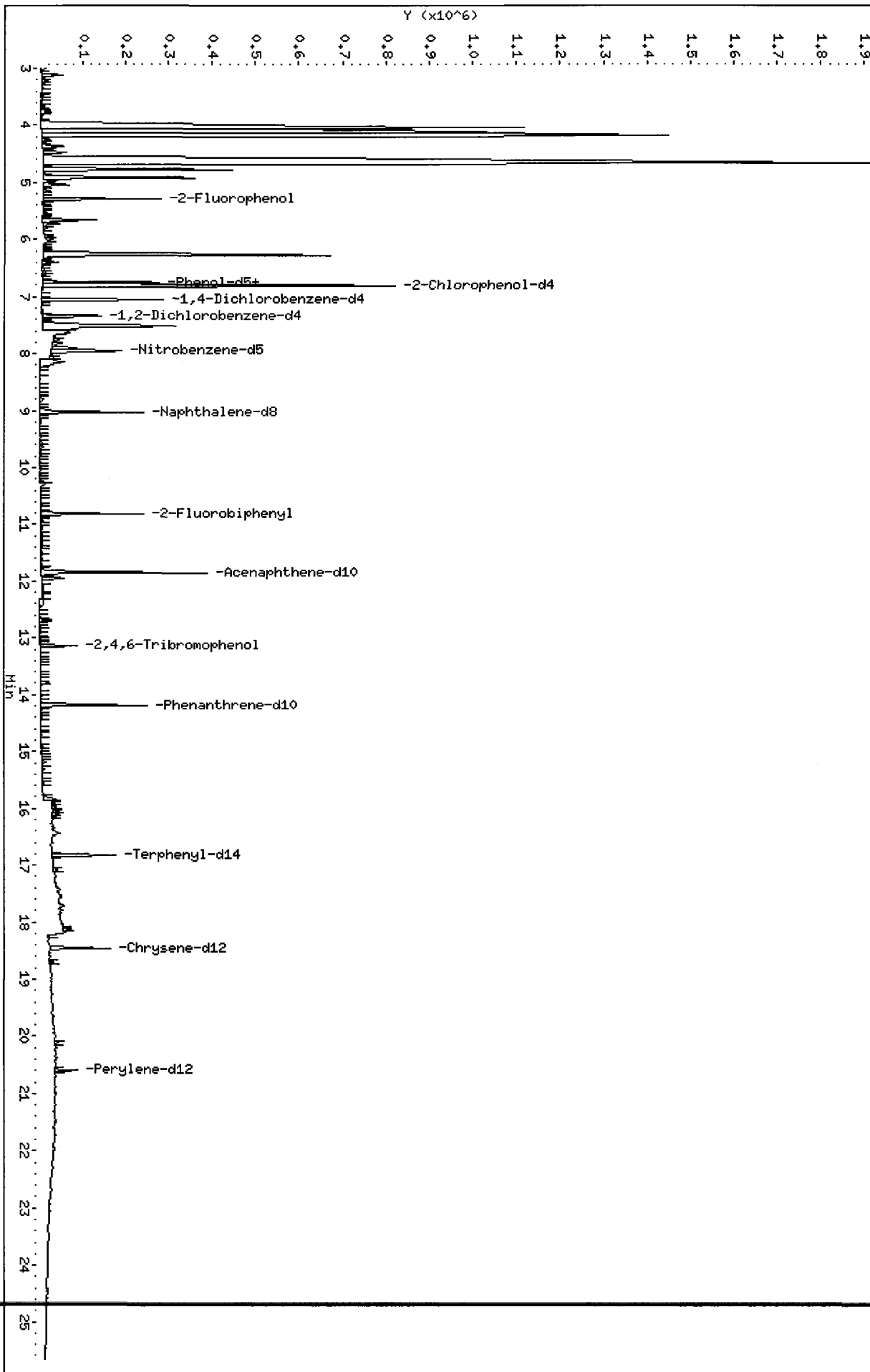
Client Name: ESC Client SDG: PB63
Sample Matrix: SOLID Fraction: SV
Lab Smp Id: PB63E Client Smp ID: 3SED5-B
Level: LOW Operator: VTS
Data Type: MS DATA SampleType: SAMPLE
SpikeList File: wind.spk Quant Type: ISTD
Sublist File: wind.sub
Method File: /chem3/nt2.i/20090618.b/SIMABN.m
Misc Info: 09-12946

SURROGATE COMPOUND	CONC ADDED ug/kg	CONC RECOVERED ug/kg	% RECOVERED	LIMITS
\$ 1 2-Fluorophenol	228.4	163.0	71.39	30-160
\$ 2 Phenol-d5	228.4	147.6	64.62	30-160
\$ 5 2-Chlorophenol-d4	228.4	232.0	101.57	30-160
\$ 10 1,2-Dichlorobenzen	152.3	104.7	68.77	30-160
\$ 18 Nitrobenzene-d5	152.3	112.5	73.91	30-160
\$ 36 2-Fluorobiphenyl	152.3	116.1	76.28	30-160
\$ 55 2,4,6-Tribromophen	228.4	219.9	96.28	30-160
\$ 66 Terphenyl-d14	152.3	204.6	134.38	30-160

Data File: /chem3/nt2.1/20090618.b/061807.d
Date: 18-JUN-2009 17:12
Client ID: 3SEDE-8
Sample Info: PB63E
Volume Injected (uL): 2.0
Column phase: ZB-5

Instrument: nt2.1
Operator: VTS
Column diameter: 0.32

/chem3/nt2.1/20090618.b/061807.d



ORGANICS ANALYSIS DATA SHEET

Semivolatiles by Selected Ion Monitoring GC/MS

Sample ID: 3SED5-B
DILUTION

Page 1 of 1

Lab Sample ID: PB63E

LIMS ID: 09-12946

Matrix: Sediment

Data Release Authorized: *AS*

Reported: 06/22/09

QC Report No: PB63-ENVIRONMENTAL SCIENCE CORP.

Project: JELD-WEN NORD DOOR

Event: 008.0228.00017

Date Sampled: 06/05/09

Date Received: 06/05/09

Date Extracted: 06/10/09

Date Analyzed: 06/19/09 13:26

Instrument/Analyst: NT2/PK

GPC Cleanup: Yes

Silica Gel Cleanup: No

Alumina Cleanup: No

Sample Amount: 16.4 g-dry-wt

Final Extract Volume: 1.0 mL

Dilution Factor: 3.00

Percent Moisture: 35.1%

CAS Number	Analyte	RL	Result
53-70-3	Dibenz (a, h) anthracene	18	< 18 U
106-46-7	1,4-Dichlorobenzene	18	< 18 U
120-82-1	1,2,4-Trichlorobenzene	18	< 18 U
118-74-1	Hexachlorobenzene	18	< 18 U
87-68-3	Hexachlorobutadiene	18	< 18 U
131-11-3	Dimethylphthalate	46	< 46 U
85-68-7	Butylbenzylphthalate	46	< 46 U
95-48-7	2-Methylphenol	18	< 18 U
105-67-9	2,4-Dimethylphenol	18	< 18 U
86-30-6	N-Nitrosodiphenylamine	18	< 18 U
100-51-6	Benzyl Alcohol	92	< 92 U
87-86-5	Pentachlorophenol	92	< 92 U
95-50-1	1,2-Dichlorobenzene	18	< 18 U
541-73-1	1,3-Dichlorobenzene	18	< 18 U

Reported in $\mu\text{g}/\text{kg}$ (ppb)

SIM Semivolatile Surrogate Recovery

2-Fluorobiphenyl	78.0%	d5-Phenol	72.8%
2-Fluorophenol	67.2%	d4-2-Chlorophenol	88.0%
d4-1,2-Dichlorobenzene	63.6%	d5-Nitrobenzene	67.2%
2,4,6-Tribromophenol	88.0%	d14-p-Terphenyl	108%

Analytical Resources, Inc.

Semivolatle Report SW846 Method 8270D

Data file : /chem3/nt2.i/20090619.b/061902.d
 Lab Smp Id: PB63E Client Smp ID: 3SED5-B
 Inj Date : 19-JUN-2009 13:26 Inst ID: nt2.i
 Operator : VTS
 Smp Info : PB63E,3
 Misc Info : 09-12946
 Comment :
 Method : /chem3/nt2.i/20090619.b/SIMABN.m
 Meth Date : 19-Jun-2009 12:51 peter Quant Type: ISTD
 Cal Date : 11-MAY-2009 13:57 Cal File: ic051104.d
 Als bottle: 2
 Dil Factor: 3.00000
 Integrator: HP RTE Compound Sublist: wind.sub
 Target Version: 3.50
 Processing Host: cserv3

Concentration Formula: Amt * DF * Vt / (Ws * (100 - M) / 100) * CpndVariable

Name	Value	Description
DF	3.00000	Dilution Factor
Vt	1000.00000	Volume of final extract (uL)
Ws	25.30000	Weight of sample extracted (g)
M	35.10000	% Moisture

Cpnd Variable

Local Compound Variable

Compounds	QUANT SIG	RT	EXP RT	REL RT	RESPONSE	CONCENTRATIONS	
						ON-COLUMN (ug/mL)	FINAL (ug/kg)
\$ 1 2-Fluorophenol	112	5.014	4.982	(0.733)	65648	0.84308	154.0
\$ 2 Phenol-d5	99	6.507	6.462	(0.952)	93489	0.90672	165.7
3 Phenol	94	6.518	6.474	(0.954)	7926	0.05764	10.53 (M)
\$ 5 2-Chlorophenol-d4	132	6.553	6.543	(0.959)	76384	1.10238	201.4
7 1,3-Dichlorobenzene	146	Compound Not Detected.					
* 8 1,4-Dichlorobenzene-d4	152	6.836	6.818	(1.000)	130333	2.00000	
9 1,4-Dichlorobenzene	146	Compound Not Detected.					
\$ 10 1,2-Dichlorobenzene-d4	152	7.113	7.112	(1.040)	26268	0.53049	96.93
11 Benzyl alcohol	79	Compound Not Detected.					
12 1,2-Dichlorobenzene	146	Compound Not Detected.					
13 2-Methylphenol	108	Compound Not Detected.					
15 4-Methylphenol	108	Compound Not Detected.					
16 N-Nitroso-di-n-propylamine	70	Compound Not Detected.					
\$ 18 Nitrobenzene-d5	82	7.730	7.716	(0.878)	58719	0.55716	101.8
22 2,4-Dimethylphenol	107	Compound Not Detected.					

Compounds	QUANT SIG MASS	RT	EXP RT	REL RT	RESPONSE	CONCENTRATIONS	
						ON-COLUMN (ug/mL)	FINAL (ug/kg)
26 1,2,4-Trichlorobenzene	180						
* 27 Naphthalene-d8	136	8.805	8.804	(1.000)	388236	2.00000	
30 Hexachlorobutadiene	225						
\$ 36 2-Fluorobiphenyl	172	10.593	10.593	(0.912)	87147	0.64735	118.3
39 Dimethylphthalate	163						
* 42 Acenaphthene-d10	162	11.614	11.614	(1.000)	188702	2.00000	
50 Diethylphthalate	149	12.462	12.462	(1.073)	12398	0.08618	15.75
54 N-Nitrosodiphenylamine	169						
\$ 55 2,4,6-Tribromophenol	330	12.890	12.890	(0.924)	16656	1.10168	201.3
57 Hexachlorobenzene	284						
58 Pentachlorophenol	266						
* 59 Phenanthrene-d10	188	13.944	13.930	(1.000)	319832	2.00000	
\$ 66 Terphenyl-d14	244	16.578	16.578	(0.912)	59900	0.89951	164.3
67 Butylbenzylphthalate	149	17.468	17.468	(0.961)	4289	0.05151	9.411
* 69 Chrysene-d12	240	18.183	18.183	(1.000)	214072	2.00000	
* 77 Perylene-d12	264	20.307	20.306	(1.000)	155527	2.00000	
79 Dibenzo(a,h)anthracene	278						
90 N-Nitrosodimethylamine	74						

QC Flag Legend

M - Compound response manually integrated.

Analytical Resources, Inc.

INTERNAL STANDARD COMPOUNDS
 AREA AND RT SUMMARY

Instrument ID: nt2.i
 Lab File ID: 061902.d
 Lab Smp Id: PB63E
 Analysis Type: SV
 Quant Type: ISTD
 Operator: VTS
 Method File: /chem3/nt2.i/20090619.b/SIMABN.m
 Misc Info: 09-12946

Calibration Date: 19-JUN-2009
 Calibration Time: 11:36
 Client Smp ID: 3SED5-B
 Level: LOW
 Sample Type: Sediment

Test Mode:
 Use Initial Calibration Level 4.

COMPOUND	STANDARD	AREA LIMIT		SAMPLE	%DIFF
		LOWER	UPPER		
8 1,4-Dichlorobenze	119785	59892	239570	130333	8.81
27 Naphthalene-d8	372217	186108	744434	388236	4.30
42 Acenaphthene-d10	182713	91356	365426	188702	3.28
59 Phenanthrene-d10	286879	143440	573758	319832	11.49
69 Chrysene-d12	251912	125956	503824	214072	-15.02
77 Perylene-d12	231524	115762	463048	155527	-32.82

COMPOUND	STANDARD	RT LIMIT		SAMPLE	%DIFF
		LOWER	UPPER		
8 1,4-Dichlorobenze	6.82	6.32	7.32	6.84	0.26
27 Naphthalene-d8	8.80	8.30	9.30	8.80	0.01
42 Acenaphthene-d10	11.61	11.11	12.11	11.61	0.00
59 Phenanthrene-d10	13.93	13.43	14.43	13.94	0.11
69 Chrysene-d12	18.18	17.68	18.68	18.18	0.00
77 Perylene-d12	20.31	19.81	20.81	20.31	0.00

AREA UPPER LIMIT = +100% of internal standard area.
 AREA LOWER LIMIT = - 50% of internal standard area.
 RT UPPER LIMIT = + 0.50 minutes of internal standard RT.
 RT LOWER LIMIT = - 0.50 minutes of internal standard RT.

Analytical Resources, Inc.

RECOVERY REPORT

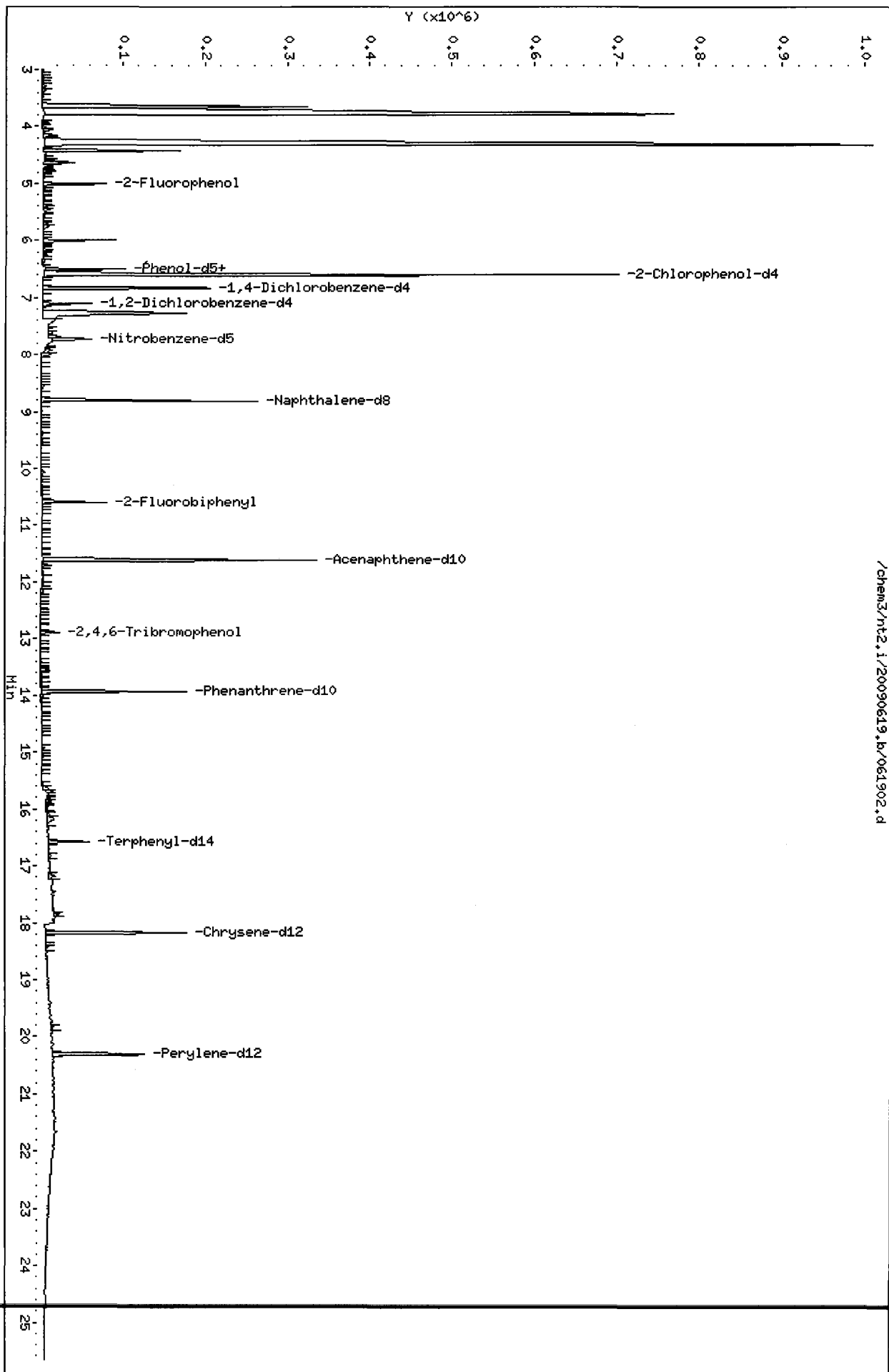
Client Name: ESC
Sample Matrix: SOLID
Lab Smp Id: PB63E
Level: LOW
Data Type: MS DATA
SpikeList File: wind.spk
Sublist File: wind.sub
Method File: /chem3/nt2.i/20090619.b/SIMABN.m
Misc Info: 09-12946

Client SDG: PB63
Fraction: SV
Client Smp ID: 3SED5-B
Operator: VTS
SampleType: SAMPLE
Quant Type: ISTD

SURROGATE COMPOUND	CONC ADDED ug/kg	CONC RECOVERED ug/kg	% RECOVERED	LIMITS
\$ 1 2-Fluorophenol	228.4	154.0	67.45	30-160
\$ 2 Phenol-d5	228.4	165.7	72.54	30-160
\$ 5 2-Chlorophenol-d4	228.4	201.4	88.19	30-160
\$ 10 1,2-Dichlorobenzen	152.3	96.93	63.66	30-160
\$ 18 Nitrobenzene-d5	152.3	101.8	66.86	30-160
\$ 36 2-Fluorobiphenyl	152.3	118.3	77.68	30-160
\$ 55 2,4,6-Tribromophen	228.4	201.3	88.13	30-160
\$ 66 Terphenyl-d14	152.3	164.3	107.94	30-160

Data File: /chem3/nt2.i/20090619.b/061902.d
Date: 19-JUN-2009 13:26
Client ID: 3SEDS-B
Sample Info: PB63E,3
Volume Injected (ul): 2.0
Column phase: ZB-5

Instrument: nt2.i
Operator: VTS
Column diameter: 0.32



ORGANICS ANALYSIS DATA SHEET

Semivolatiles by Selected Ion Monitoring GC/MS

Sample ID: 3SED5-C

Page 1 of 1

SAMPLE

Lab Sample ID: PB63F


QC Report No: PB63-ENVIRONMENTAL SCIENCE CORP.

LIMS ID: 09-12947

Project: JELD-WEN NORD DOOR

Matrix: Sediment

Event: 008.0228.00017

Data Release Authorized: 

Date Sampled: 06/05/09

Reported: 06/22/09

Date Received: 06/05/09

Date Extracted: 06/10/09

Sample Amount: 16.2 g-dry-wt

Date Analyzed: 06/18/09 17:46

Final Extract Volume: 1.0 mL

Instrument/Analyst: NT2/PK

Dilution Factor: 1.00

GPC Cleanup: Yes

Percent Moisture: 35.6%

Silica Gel Cleanup: No

Alumina Cleanup: No

CAS Number	Analyte	RL	Result
53-70-3	Dibenz (a, h) anthracene	6.2	16
106-46-7	1,4-Dichlorobenzene	6.2	< 6.2 U
120-82-1	1,2,4-Trichlorobenzene	6.2	< 6.2 U
118-74-1	Hexachlorobenzene	6.2	< 6.2 U
87-68-3	Hexachlorobutadiene	6.2	< 6.2 U
131-11-3	Dimethylphthalate	15	< 15 U
85-68-7	Butylbenzylphthalate	15	< 15 U
95-48-7	2-Methylphenol	6.2	< 6.2 U
105-67-9	2,4-Dimethylphenol	6.2	< 6.2 U
86-30-6	N-Nitrosodiphenylamine	6.2	< 6.2 U
100-51-6	Benzyl Alcohol	31	< 31 U
87-86-5	Pentachlorophenol	31	< 31 U
95-50-1	1,2-Dichlorobenzene	6.2	< 6.2 U
541-73-1	1,3-Dichlorobenzene	6.2	< 6.2 U

Reported in $\mu\text{g}/\text{kg}$ (ppb)

SIM Semivolatile Surrogate Recovery

2-Fluorobiphenyl	72.4%	d5-Phenol	68.8%
2-Fluorophenol	68.5%	d4-2-Chlorophenol	94.4%
d4-1,2-Dichlorobenzene	64.8%	d5-Nitrobenzene	69.2%
2,4,6-Tribromophenol	93.3%	d14-p-Terphenyl	141%

Analytical Resources, Inc.

Semivolatiles Report SW846 Method 8270D

Data file : /chem3/nt2.i/20090618.b/061808.d
 Lab Smp Id: PB63F Client Smp ID: 3SED5-C
 Inj Date : 18-JUN-2009 17:46
 Operator : VTS Inst ID: nt2.i
 Smp Info : PB63F
 Misc Info : 09-12947
 Comment :
 Method : /chem3/nt2.i/20090618.b/SIMABN.m
 Meth Date : 18-Jun-2009 12:07 peter Quant Type: ISTD
 Cal Date : 11-MAY-2009 13:57 Cal File: ic051104.d
 Als bottle: 11
 Dil Factor: 1.00000
 Integrator: HP RTE Compound Sublist: wind.sub
 Target Version: 3.50
 Processing Host: cserv3

Concentration Formula: Amt * DF * Vt / (Ws * (100 - M) / 100) * CpndVariable

Name	Value	Description
DF	1.00000	Dilution Factor
Vt	1000.00000	Volume of final extract (uL)
Ws	25.20000	Weight of sample extracted (g)
M	35.60000	% Moisture

Cpnd Variable

Local Compound Variable

Compounds	QUANT SIG	RT	EXP RT	REL RT	RESPONSE	CONCENTRATIONS	
						ON-COLUMN (ug/mL)	FINAL (ug/kg)
\$ 1 2-Fluorophenol	112	5.283	5.206	(0.749)	200693	2.56966	158.3
\$ 2 Phenol-d5	99	6.761	6.669	(0.958)	267139	2.58314	159.2(H)
3 Phenol	94	6.772	6.680	(0.960)	39748	0.28819	17.76(M)
\$ 5 2-Chlorophenol-d4	132	6.795	6.761	(0.963)	245835	3.53727	218.0
7 1,3-Dichlorobenzene	146	Compound Not Detected.					
* 8 1,4-Dichlorobenzene-d4	152	7.055	7.055	(1.000)	130725	2.00000	
9 1,4-Dichlorobenzene	146	Compound Not Detected.					
\$ 10 1,2-Dichlorobenzene-d4	152	7.349	7.332	(1.042)	80530	1.62146	99.91
11 Benzyl alcohol	79	Compound Not Detected.					
12 1,2-Dichlorobenzene	146	Compound Not Detected.					
13 2-Methylphenol	108	Compound Not Detected.					
15 4-Methylphenol	108	7.823	7.807	(1.109)	10872	0.12748	7.855
16 N-Nitroso-di-n-propylamine	70	Compound Not Detected.					
\$ 18 Nitrobenzene-d5	82	7.946	7.946	(0.881)	185078	1.72964	106.6
22 2,4-Dimethylphenol	107	Compound Not Detected.					

Compounds	QUANT SIG MASS	RT	EXP RT	REL RT	RESPONSE	CONCENTRATIONS	
						ON-COLUMN (ug/mL)	FINAL (ug/kg)
26 1,2,4-Trichlorobenzene	180						
* 27 Naphthalene-d8	136	9.023	9.024	(1.000)	394185	2.00000	
30 Hexachlorobutadiene	225						
\$ 36 2-Fluorobiphenyl	172	10.811	10.811	(0.912)	279118	1.81063	111.6
39 Dimethylphthalate	163						
* 42 Acenaphthene-d10	162	11.849	11.832	(1.000)	216083	2.00000	
50 Diethylphthalate	149	12.696	12.686	(1.072)	31873	0.19349	11.92
54 N-Nitrosodiphenylamine	169						
\$ 55 2,4,6-Tribromophenol	330	13.136	13.125	(0.926)	63285	3.49949	215.6
57 Hexachlorobenzene	284						
58 Pentachlorophenol	266	14.038	14.021	(0.989)	7056	0.27422	16.90
* 59 Phenanthrene-d10	188	14.192	14.175	(1.000)	382562	2.00000	
\$ 66 Terphenyl-d14	244	16.835	16.813	(0.912)	192657	3.52225	217.0
67 Butylbenzylphthalate	149	17.726	17.704	(0.960)	7687	0.11239	6.925
* 69 Chrysene-d12	240	18.460	18.430	(1.000)	175835	2.00000	
* 77 Perylene-d12	264	20.599	20.569	(1.000)	60665	2.00000	
79 Dibenzo(a,h)anthracene	278	21.984	21.954	(1.067)	7255	0.25748	15.87 (M)
90 N-Nitrosodimethylamine	74						

QC Flag Legend

M - Compound response manually integrated.
 H - Operator selected an alternate compound hit.

Analytical Resources, Inc.

INTERNAL STANDARD COMPOUNDS
 AREA AND RT SUMMARY

Instrument ID: nt2.i
 Lab File ID: 061808.d
 Lab Smp Id: PB63F
 Analysis Type: SV
 Quant Type: ISTD
 Operator: VTS
 Method File: /chem3/nt2.i/20090618.b/SIMABN.m
 Misc Info: 09-12947

Calibration Date: 18-JUN-2009
 Calibration Time: 11:22
 Client Smp ID: 3SED5-C
 Level: LOW
 Sample Type: Sediment

Test Mode: Use Initial Calibration Level 4.

COMPOUND	STANDARD	AREA LIMIT		SAMPLE	%DIFF
		LOWER	UPPER		
8 1,4-Dichlorobenze	119785	59892	239570	130725	9.13
27 Naphthalene-d8	372217	186108	744434	394185	5.90
42 Acenaphthene-d10	182713	91356	365426	216083	18.26
59 Phenanthrene-d10	286879	143440	573758	382562	33.35
69 Chrysene-d12	251912	125956	503824	175835	-30.20
77 Perylene-d12	231524	115762	463048	60665	-73.80

COMPOUND	STANDARD	RT LIMIT		SAMPLE	%DIFF
		LOWER	UPPER		
8 1,4-Dichlorobenze	7.06	6.56	7.56	7.05	-0.01
27 Naphthalene-d8	9.02	8.52	9.52	9.02	-0.01
42 Acenaphthene-d10	11.83	11.33	12.33	11.85	0.14
59 Phenanthrene-d10	14.18	13.68	14.68	14.19	0.12
69 Chrysene-d12	18.43	17.93	18.93	18.46	0.16
77 Perylene-d12	20.57	20.07	21.07	20.60	0.15

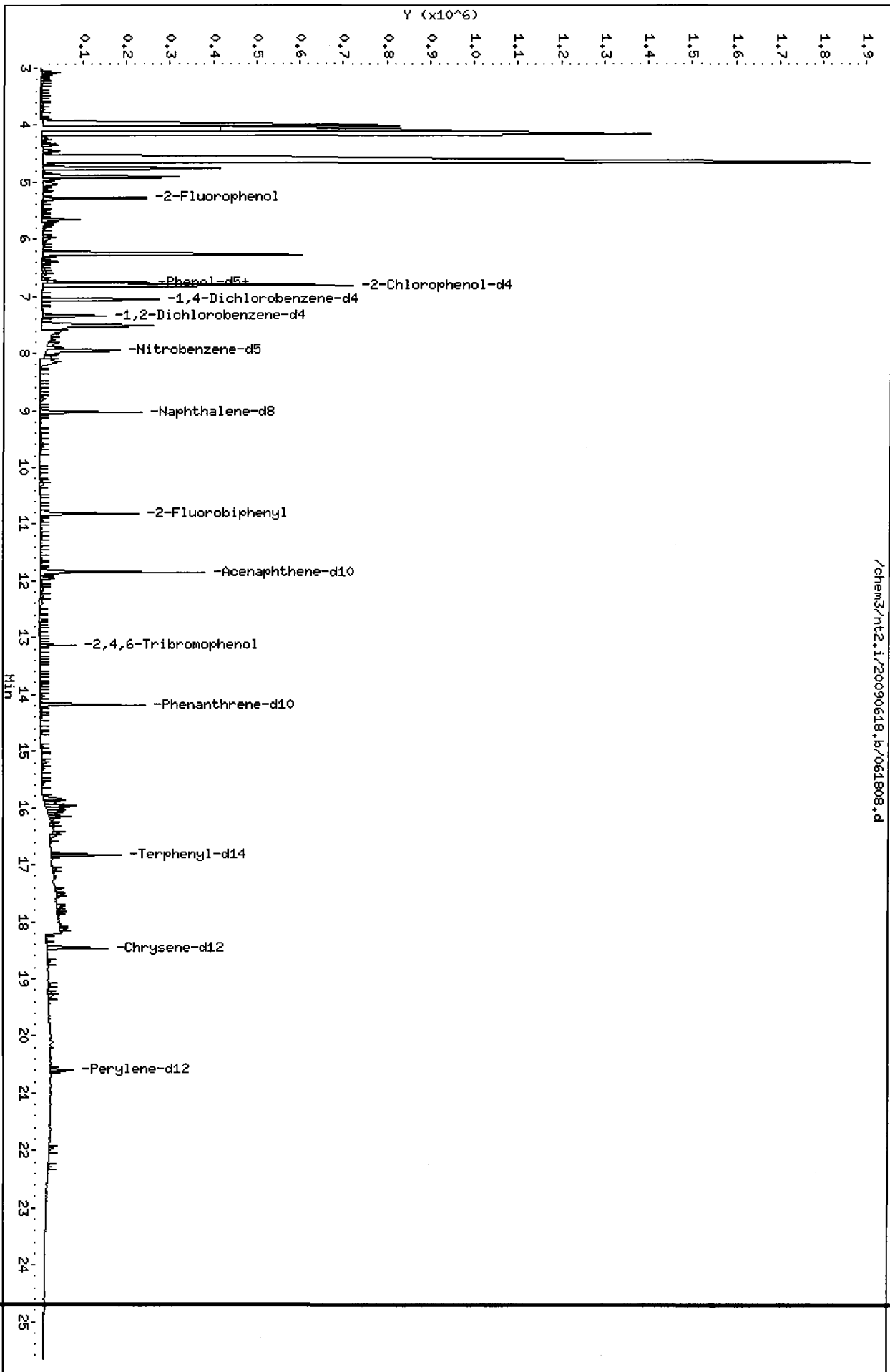
AREA UPPER LIMIT = +100% of internal standard area.
 AREA LOWER LIMIT = - 50% of internal standard area.
 RT UPPER LIMIT = + 0.50 minutes of internal standard RT.
 RT LOWER LIMIT = - 0.50 minutes of internal standard RT.

Analytical Resources, Inc.

RECOVERY REPORT

Client Name: ESC Client SDG: PB63
 Sample Matrix: SOLID Fraction: SV
 Lab Smp Id: PB63F Client Smp ID: 3SED5-C
 Level: LOW Operator: VTS
 Data Type: MS DATA SampleType: SAMPLE
 SpikeList File: wind.spk Quant Type: ISTD
 Sublist File: wind.sub
 Method File: /chem3/nt2.i/20090618.b/SIMABN.m
 Misc Info: 09-12947

SURROGATE COMPOUND	CONC ADDED ug/kg	CONC RECOVERED ug/kg	% RECOVERED	LIMITS
\$ 1 2-Fluorophenol	231.1	158.3	68.52	30-160
\$ 2 Phenol-d5	231.1	159.2	68.88	30-160
\$ 5 2-Chlorophenol-d4	231.1	218.0	94.33	30-160
\$ 10 1,2-Dichlorobenzen	154.0	99.91	64.86	30-160
\$ 18 Nitrobenzene-d5	154.0	106.6	69.19	30-160
\$ 36 2-Fluorobiphenyl	154.0	111.6	72.43	30-160
\$ 55 2,4,6-Tribromophen	231.1	215.6	93.32	30-160
\$ 66 Terphenyl-d14	154.0	217.0	140.89	30-160



Date : 18-JUN-2009 17:46

Client ID: 3SED5-C

Instrument: nt2.i

Sample Info: PB63F

Volume Injected (uL): 2.0

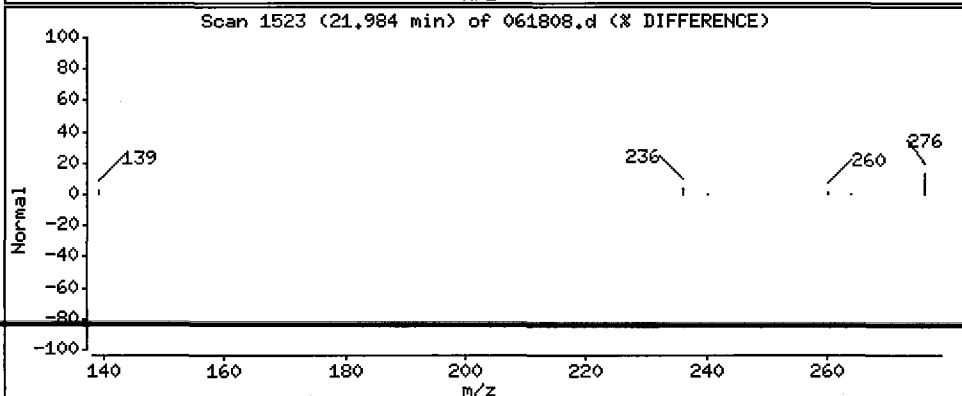
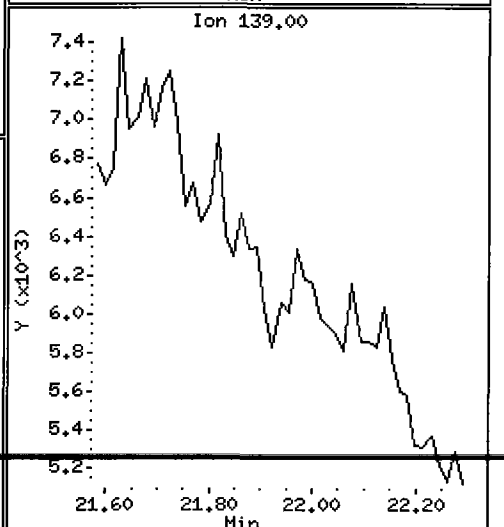
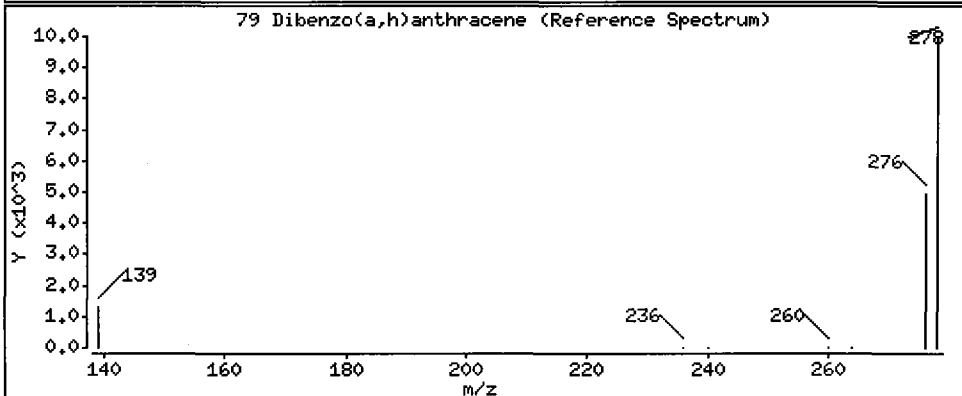
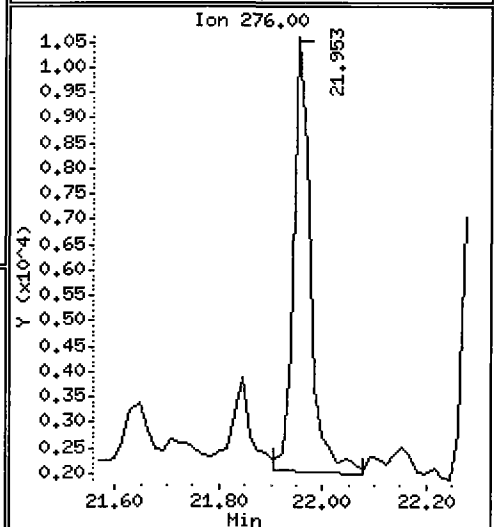
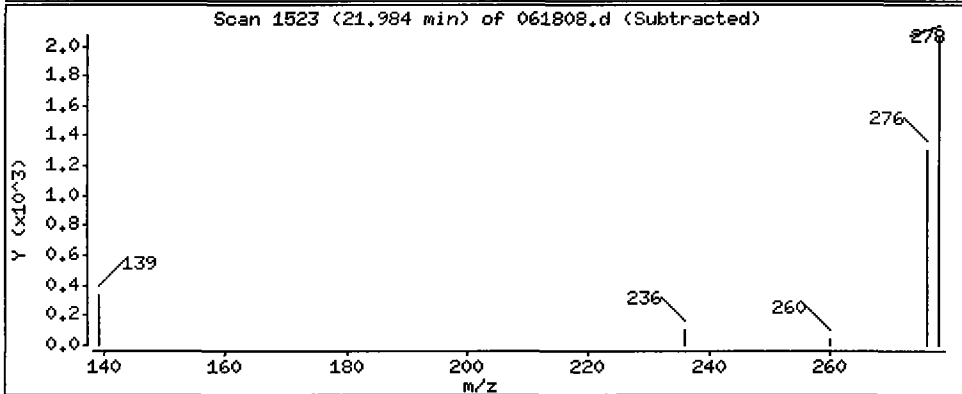
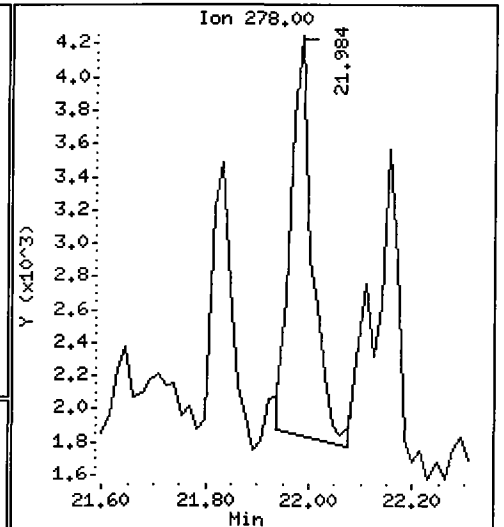
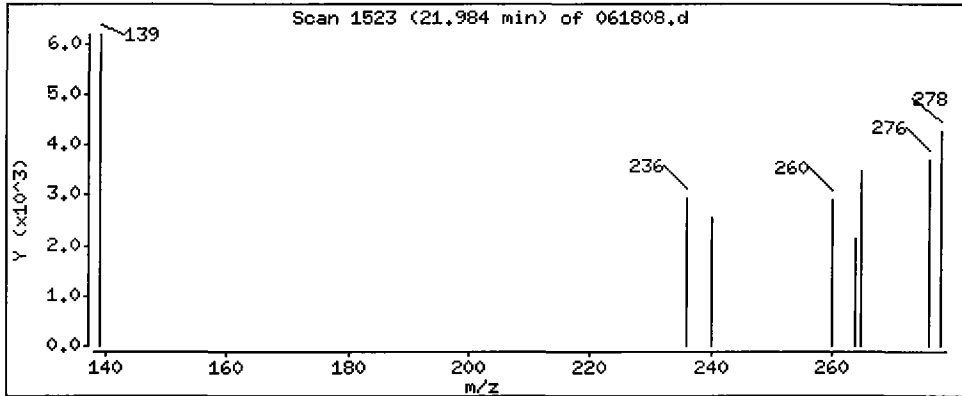
Operator: VTS

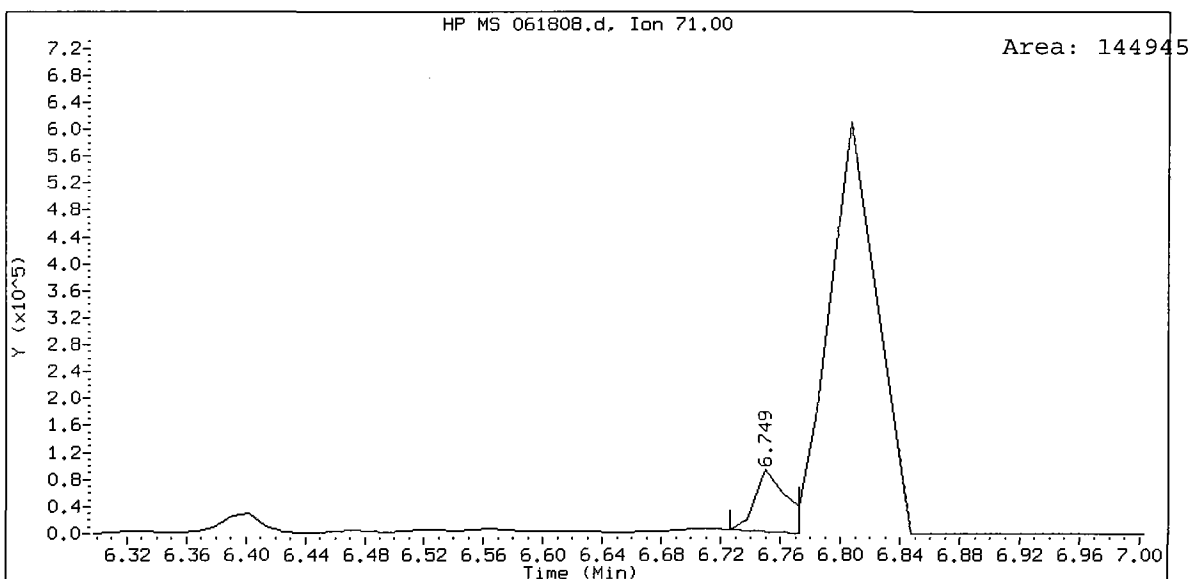
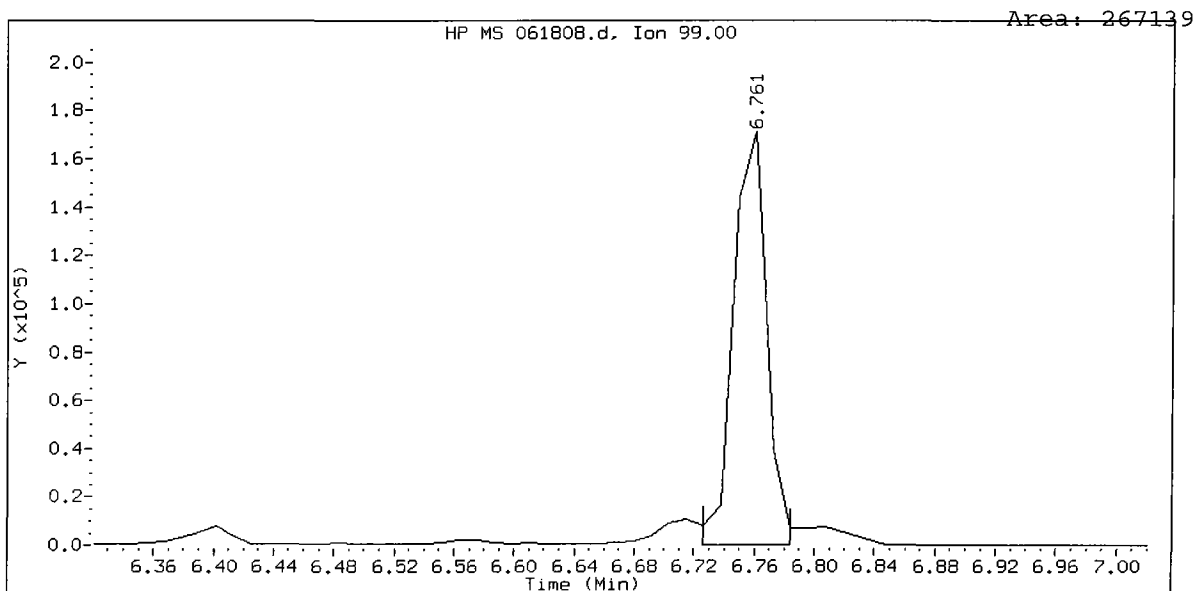
Column phase: ZB-5

Column diameter: 0.32

79 Dibenzo(a,h)anthracene

Concentration: 15.87 ug/kg





ORGANICS ANALYSIS DATA SHEET

Semivolatiles by Selected Ion Monitoring GC/MS

Sample ID: 3SED5-C

Page 1 of 1

DILUTION

Lab Sample ID: PB63F

QC Report No: PB63-ENVIRONMENTAL SCIENCE CORP.

LIMS ID: 09-12947

Project: JELD-WEN NORD DOOR

Matrix: Sediment

Event: 008.0228.00017

Data Release Authorized: *[Signature]*

Date Sampled: 06/05/09

Reported: 06/22/09

Date Received: 06/05/09

Date Extracted: 06/10/09

Sample Amount: 16.2 g-dry-wt

Date Analyzed: 06/19/09 14:01

Final Extract Volume: 1.0 mL

Instrument/Analyst: NT2/PK

Dilution Factor: 3.00

GPC Cleanup: Yes

Percent Moisture: 35.6%

Silica Gel Cleanup: No

Alumina Cleanup: No

CAS Number	Analyte	RL	Result
53-70-3	Dibenz (a, h) anthracene	18	< 18 U
106-46-7	1,4-Dichlorobenzene	18	< 18 U
120-82-1	1,2,4-Trichlorobenzene	18	< 18 U
118-74-1	Hexachlorobenzene	18	< 18 U
87-68-3	Hexachlorobutadiene	18	< 18 U
131-11-3	Dimethylphthalate	46	< 46 U
85-68-7	Butylbenzylphthalate	46	< 46 U
95-48-7	2-Methylphenol	18	< 18 U
105-67-9	2,4-Dimethylphenol	18	< 18 U
86-30-6	N-Nitrosodiphenylamine	18	< 18 U
100-51-6	Benzyl Alcohol	93	< 93 U
87-86-5	Pentachlorophenol	93	< 93 U
95-50-1	1,2-Dichlorobenzene	18	< 18 U
541-73-1	1,3-Dichlorobenzene	18	< 18 U

Reported in $\mu\text{g}/\text{kg}$ (ppb)

SIM Semivolatile Surrogate Recovery

2-Fluorobiphenyl	76.8%	d5-Phenol	69.6%
2-Fluorophenol	68.0%	d4-2-Chlorophenol	86.4%
d4-1,2-Dichlorobenzene	61.2%	d5-Nitrobenzene	66.0%
2,4,6-Tribromophenol	90.4%	d14-p-Terphenyl	113%

Analytical Resources, Inc.

Semivolatile Report SW846 Method 8270D

Data file : /chem3/nt2.i/20090619.b/061903.d
 Lab Smp Id: PB63F Client Smp ID: 3SED5-C
 Inj Date : 19-JUN-2009 14:01
 Operator : VTS Inst ID: nt2.i
 Smp Info : PB63F,3
 Misc Info : 09-12947
 Comment :
 Method : /chem3/nt2.i/20090619.b/SIMABN.m
 Meth Date : 19-Jun-2009 12:51 peter Quant Type: ISTD
 Cal Date : 11-MAY-2009 13:57 Cal File: ic051104.d
 Als bottle: 3
 Dil Factor: 3.00000
 Integrator: HP RTE Compound Sublist: wind.sub
 Target Version: 3.50
 Processing Host: cserv3

Concentration Formula: Amt * DF * Vt/(Ws * (100 - M)/100) * CpndVariable

Name	Value	Description
DF	3.00000	Dilution Factor
Vt	1000.00000	Volume of final extract (uL)
Ws	25.20000	Weight of sample extracted (g)
M	35.60000	% Moisture

Cpnd Variable

Local Compound Variable

Compounds	QUANT SIG	RT	EXP RT	REL RT	RESPONSE	CONCENTRATIONS	
						ON-COLUMN (ug/mL)	FINAL (ug/kg)
\$ 1 2-Fluorophenol	112	5.007	4.982	(0.732)	63834	0.85100	157.3
\$ 2 Phenol-d5	99	6.508	6.462	(0.952)	86624	0.87213	161.2
3 Phenol	94	6.520	6.474	(0.954)	13616	0.10279	19.00 (M)
\$ 5 2-Chlorophenol-d4	132	6.555	6.543	(0.959)	72060	1.07958	199.6
7 1,3-Dichlorobenzene	146	Compound Not Detected.					
* 8 1,4-Dichlorobenzene-d4	152	6.835	6.818	(1.000)	125552	2.00000	
9 1,4-Dichlorobenzene	146	Compound Not Detected.					
\$ 10 1,2-Dichlorobenzene-d4	152	7.112	7.112	(1.040)	24438	0.51233	94.71
11 Benzyl alcohol	79	Compound Not Detected.					
12 1,2-Dichlorobenzene	146	Compound Not Detected.					
13 2-Methylphenol	108	Compound Not Detected.					
15 4-Methylphenol	108	Compound Not Detected.					
16 N-Nitroso-di-n-propylamine	70	Compound Not Detected.					
\$ 18 Nitrobenzene-d5	82	7.731	7.716	(0.878)	56390	0.55322	102.3
22 2,4-Dimethylphenol	107	Compound Not Detected.					

Compounds	QUANT SIG MASS	RT	EXP RT	REL RT	RESPONSE	CONCENTRATIONS	
						ON-COLUMN (ug/mL)	FINAL (ug/kg)
26 1,2,4-Trichlorobenzene	180						
* 27 Naphthalene-d8	136	8.804	8.804	(1.000)	375496	2.00000	
30 Hexachlorobutadiene	225						
\$ 36 2-Fluorobiphenyl	172	10.593	10.593	(0.912)	84315	0.63923	118.2
39 Dimethylphthalate	163						
* 42 Acenaphthene-d10	162	11.613	11.614	(1.000)	184890	2.00000	
50 Diethylphthalate	149	12.462	12.462	(1.073)	8209	0.05824	10.77
54 N-Nitrosodiphenylamine	169						
\$ 55 2,4,6-Tribromophenol	330	12.890	12.890	(0.925)	16589	1.13109	209.1
57 Hexachlorobenzene	284						
58 Pentachlorophenol	266	13.791	13.776	(0.990)	1944	0.09316	17.22
* 59 Phenanthrene-d10	188	13.930	13.930	(1.000)	310262	2.00000	
\$ 66 Terphenyl-d14	244	16.578	16.578	(0.912)	62608	0.93750	173.3
67 Butylbenzylphthalate	149						
* 69 Chrysene-d12	240	18.183	18.183	(1.000)	214684	2.00000	
* 77 Perylene-d12	264	20.306	20.306	(1.000)	152613	2.00000	
79 Dibenzo(a,h)anthracene	278	21.676	21.676	(1.067)	5989	0.08449	15.62
90 N-Nitrosodimethylamine	74						

QC Flag Legend

M - Compound response manually integrated.

Analytical Resources, Inc.

INTERNAL STANDARD COMPOUNDS
 AREA AND RT SUMMARY

Instrument ID: nt2.i
 Lab File ID: 061903.d
 Lab Smp Id: PB63F
 Analysis Type: SV
 Quant Type: ISTD
 Operator: VTS
 Method File: /chem3/nt2.i/20090619.b/SIMABN.m
 Misc Info: 09-12947

Calibration Date: 19-JUN-2009
 Calibration Time: 11:36
 Client Smp ID: 3SED5-C
 Level: LOW
 Sample Type: Sediment

Test Mode:
 Use Initial Calibration Level 4.

COMPOUND	STANDARD	AREA LIMIT		SAMPLE	%DIFF
		LOWER	UPPER		
8 1,4-Dichlorobenze	119785	59892	239570	125552	4.81
27 Naphthalene-d8	372217	186108	744434	375496	0.88
42 Acenaphthene-d10	182713	91356	365426	184890	1.19
59 Phenanthrene-d10	286879	143440	573758	310262	8.15
69 Chrysene-d12	251912	125956	503824	214684	-14.78
77 Perylene-d12	231524	115762	463048	152613	-34.08

COMPOUND	STANDARD	RT LIMIT		SAMPLE	%DIFF
		LOWER	UPPER		
8 1,4-Dichlorobenze	6.82	6.32	7.32	6.84	0.25
27 Naphthalene-d8	8.80	8.30	9.30	8.80	0.00
42 Acenaphthene-d10	11.61	11.11	12.11	11.61	-0.01
59 Phenanthrene-d10	13.93	13.43	14.43	13.93	0.00
69 Chrysene-d12	18.18	17.68	18.68	18.18	0.00
77 Perylene-d12	20.31	19.81	20.81	20.31	0.00

AREA UPPER LIMIT = +100% of internal standard area.
 AREA LOWER LIMIT = - 50% of internal standard area.
 RT UPPER LIMIT = + 0.50 minutes of internal standard RT.
 RT LOWER LIMIT = - 0.50 minutes of internal standard RT.

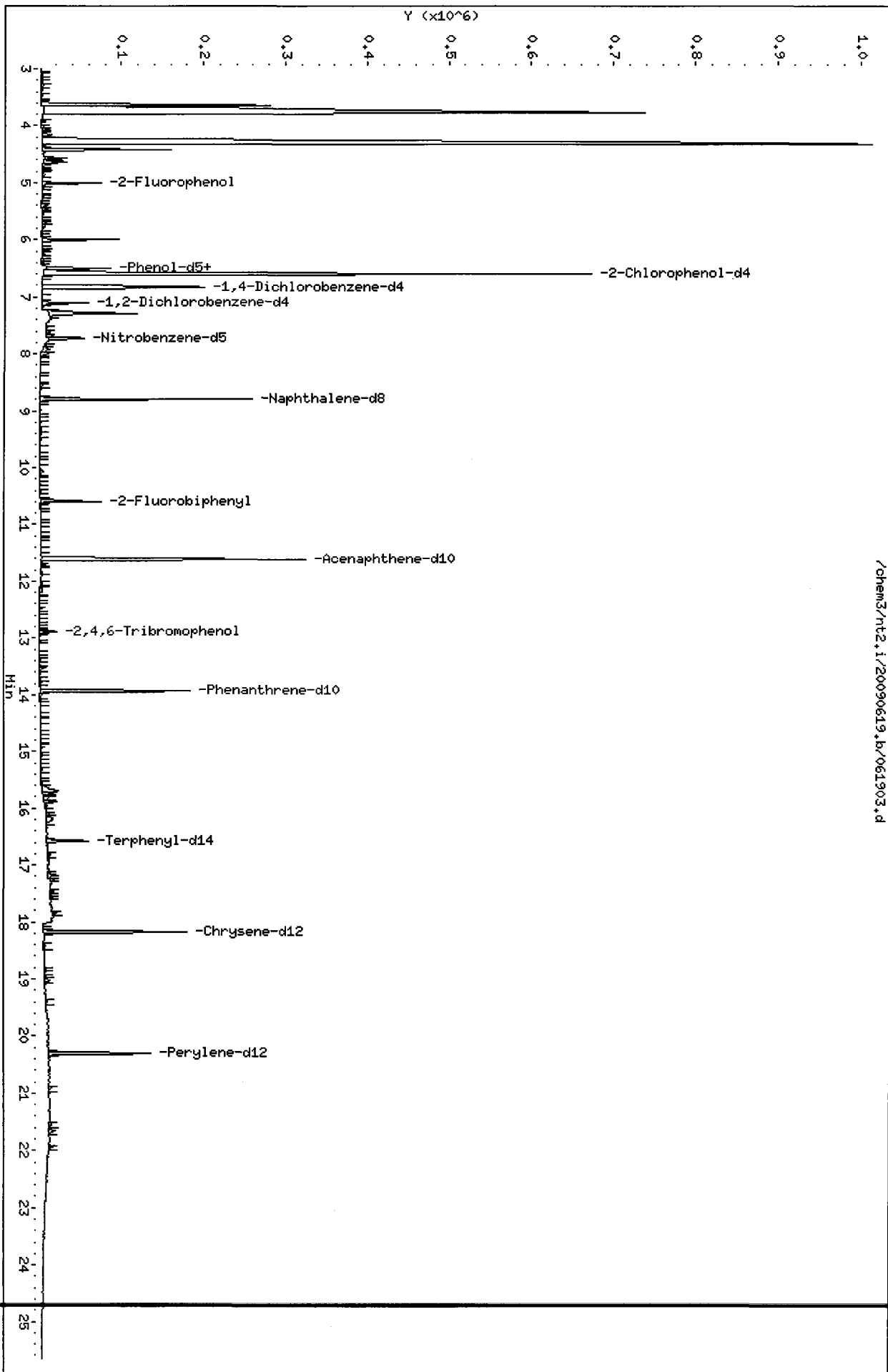
Analytical Resources, Inc.

RECOVERY REPORT

Client Name: ESC Client SDG: PB63
 Sample Matrix: SOLID Fraction: SV
 Lab Smp Id: PB63F Client Smp ID: 3SED5-C
 Level: LOW Operator: VTS
 Data Type: MS DATA SampleType: SAMPLE
 SpikeList File: wind.spk Quant Type: ISTD
 Sublist File: wind.sub
 Method File: /chem3/nt2.i/20090619.b/SIMABN.m
 Misc Info: 09-12947

SURROGATE COMPOUND	CONC ADDED ug/kg	CONC RECOVERED ug/kg	% RECOVERED	LIMITS
\$ 1 2-Fluorophenol	231.1	157.3	68.08	30-160
\$ 2 Phenol-d5	231.1	161.2	69.77	30-160
\$ 5 2-Chlorophenol-d4	231.1	199.6	86.37	30-160
\$ 10 1,2-Dichlorobenzen	154.0	94.71	61.48	30-160
\$ 18 Nitrobenzene-d5	154.0	102.3	66.39	30-160
\$ 36 2-Fluorobiphenyl	154.0	118.2	76.71	30-160
\$ 55 2,4,6-Tribromophen	231.1	209.1	90.49	30-160
\$ 66 Terphenyl-d14	154.0	173.3	112.50	30-160

/chem3/nt2.i/20090619.b/061903.d



ORGANICS ANALYSIS DATA SHEET

Semivolatiles by Selected Ion Monitoring GC/MS

Sample ID: 3SED10-A

Page 1 of 1

SAMPLE

Lab Sample ID: PB63G

QC Report No: PB63-ENVIRONMENTAL SCIENCE CORP.

LIMS ID: 09-12948

Project: JELD-WEN NORD DOOR

Matrix: Sediment

Event: 008.0228.00017

Data Release Authorized: *RB*

Date Sampled: 06/05/09

Reported: 06/22/09

Date Received: 06/05/09

Date Extracted: 06/10/09

Sample Amount: 16.5 g-dry-wt

Date Analyzed: 06/18/09 13:13

Final Extract Volume: 1.0 mL

Instrument/Analyst: NT2/PK

Dilution Factor: 1.00

GPC Cleanup: Yes

Percent Moisture: 14.9%

Silica Gel Cleanup: No

Alumina Cleanup: No

CAS Number	Analyte	RL	Result
53-70-3	Dibenz (a, h) anthracene	6.1	< 6.1 U
106-46-7	1,4-Dichlorobenzene	6.1	< 6.1 U
120-82-1	1,2,4-Trichlorobenzene	6.1	< 6.1 U
118-74-1	Hexachlorobenzene	6.1	< 6.1 U
87-68-3	Hexachlorobutadiene	6.1	< 6.1 U
131-11-3	Dimethylphthalate	15	< 15 U
85-68-7	Butylbenzylphthalate	15	< 15 U
95-48-7	2-Methylphenol	6.1	< 6.1 U
105-67-9	2,4-Dimethylphenol	6.1	< 6.1 U
86-30-6	N-Nitrosodiphenylamine	6.1	< 6.1 U
100-51-6	Benzyl Alcohol	30	< 30 U
87-86-5	Pentachlorophenol	30	< 30 U
95-50-1	1,2-Dichlorobenzene	6.1	< 6.1 U
541-73-1	1,3-Dichlorobenzene	6.1	< 6.1 U

Reported in $\mu\text{g}/\text{kg}$ (ppb)

SIM Semivolatile Surrogate Recovery

2-Fluorobiphenyl	77.2%	d5-Phenol	65.3%
2-Fluorophenol	70.4%	d4-2-Chlorophenol	95.5%
d4-1,2-Dichlorobenzene	67.6%	d5-Nitrobenzene	72.0%
2,4,6-Tribromophenol	100%	d14-p-Terphenyl	109%

Analytical Resources, Inc.

Semivolatile Report SW846 Method 8270D

Data file : /chem3/nt2.i/20090618.b/061809.d
 Lab Smp Id: PB63G Client Smp ID: 3SED10-A
 Inj Date : 18-JUN-2009 13:13
 Operator : VTS Inst ID: nt2.i
 Smp Info : PB63G
 Misc Info : 09-12948
 Comment :
 Method : /chem3/nt2.i/20090618.b/SIMABN.m
 Meth Date : 18-Jun-2009 12:07 peter Quant Type: ISTD
 Cal Date : 11-MAY-2009 13:57 Cal File: ic051104.d
 Als bottle: 3
 Dil Factor: 1.00000
 Integrator: HP RTE Compound Sublist: wind.sub
 Target Version: 3.50
 Processing Host: cserv3

Concentration Formula: Amt * DF * Vt/(Ws * (100 - M)/100) * CpndVariable

Name	Value	Description
DF	1.00000	Dilution Factor
Vt	1000.00000	Volume of final extract (uL)
Ws	19.40000	Weight of sample extracted (g)
M	14.90000	% Moisture

Cpnd Variable

Local Compound Variable

Compounds	QUANT SIG	RT	EXP RT	REL RT	RESPONSE	CONCENTRATIONS	
						ON-COLUMN (ug/mL)	FINAL (ug/kg)
\$ 1 2-Fluorophenol	112	5.245	5.206	(0.743)	212052	2.64477	160.2
\$ 2 Phenol-d5	99	6.727	6.669	(0.953)	260046	2.44942	148.4 (H)
3 Phenol	94	Compound Not Detected.					
\$ 5 2-Chlorophenol-d4	132	6.773	6.761	(0.960)	255712	3.58408	217.1
7 1,3-Dichlorobenzene	146	Compound Not Detected.					
* 8 1,4-Dichlorobenzene-d4	152	7.056	7.055	(1.000)	134201	2.00000	
9 1,4-Dichlorobenzene	146	Compound Not Detected.					
\$ 10 1,2-Dichlorobenzene-d4	152	7.332	7.332	(1.039)	85974	1.68624	102.1
11 Benzyl alcohol	79	Compound Not Detected.					
12 1,2-Dichlorobenzene	146	Compound Not Detected.					
13 2-Methylphenol	108	Compound Not Detected.					
15 4-Methylphenol	108	Compound Not Detected.					
16 N-Nitroso-di-n-propylamine	70	Compound Not Detected.					
\$ 18 Nitrobenzene-d5	82	7.946	7.946	(0.880)	197259	1.79769	108.9
22 2,4-Dimethylphenol	107	Compound Not Detected.					

Compounds	QUANT SIG MASS	RT	EXP RT	REL RT	RESPONSE	CONCENTRATIONS	
						ON-COLUMN (ug/mL)	FINAL (ug/kg)
26 1,2,4-Trichlorobenzene	180						
* 27 Naphthalene-d8	136	9.024	9.024	(1.000)	404224	2.00000	
30 Hexachlorobutadiene	225						
\$ 36 2-Fluorobiphenyl	172	10.811	10.811	(0.914)	273065	1.92548	116.6
39 Dimethylphthalate	163						
* 42 Acenaphthene-d10	162	11.832	11.832	(1.000)	198788	2.00000	
50 Diethylphthalate	149	12.686	12.686	(1.072)	21126	0.13941	8.444
54 N-Nitrosodiphenylamine	169						
\$ 55 2,4,6-Tribromophenol	330	13.126	13.125	(0.926)	55080	3.74806	227.0
57 Hexachlorobenzene	284						
58 Pentachlorophenol	266	14.021	14.021	(0.989)	1865	0.08919	5.403
* 59 Phenanthrene-d10	188	14.175	14.175	(1.000)	310880	2.00000	
\$ 66 Terphenyl-d14	244	16.813	16.813	(0.912)	182177	2.73222	165.5
67 Butylbenzylphthalate	149						
* 69 Chrysene-d12	240	18.430	18.430	(1.000)	214348	2.00000	
* 77 Perylene-d12	264	20.569	20.569	(1.000)	176608	2.00000	
79 Dibenzo(a,h)anthracene	278	21.954	21.954	(1.067)	7769	0.09471	5.737 (M)
90 N-Nitrosodimethylamine	74						

QC Flag Legend

M - Compound response manually integrated.
 H - Operator selected an alternate compound hit.

Analytical Resources, Inc.

INTERNAL STANDARD COMPOUNDS
 AREA AND RT SUMMARY

Instrument ID: nt2.i
 Lab File ID: 061809.d
 Lab Smp Id: PB63G
 Analysis Type: SV
 Quant Type: ISTD
 Operator: VTS
 Method File: /chem3/nt2.i/20090618.b/SIMABN.m
 Misc Info: 09-12948

Calibration Date: 18-JUN-2009
 Calibration Time: 11:22
 Client Smp ID: 3SED10-A
 Level: LOW
 Sample Type: Sediment

Test Mode:
 Use Initial Calibration Level 4.

COMPOUND	STANDARD	AREA LIMIT		SAMPLE	%DIFF
		LOWER	UPPER		
8 1,4-Dichlorobenze	119785	59892	239570	134201	12.03
27 Naphthalene-d8	372217	186108	744434	404224	8.60
42 Acenaphthene-d10	182713	91356	365426	198788	8.80
59 Phenanthrene-d10	286879	143440	573758	310880	8.37
69 Chrysene-d12	251912	125956	503824	214348	-14.91
77 Perylene-d12	231524	115762	463048	176608	-23.72

COMPOUND	STANDARD	RT LIMIT		SAMPLE	%DIFF
		LOWER	UPPER		
8 1,4-Dichlorobenze	7.06	6.56	7.56	7.06	0.01
27 Naphthalene-d8	9.02	8.52	9.52	9.02	0.00
42 Acenaphthene-d10	11.83	11.33	12.33	11.83	0.00
59 Phenanthrene-d10	14.18	13.68	14.68	14.18	0.00
69 Chrysene-d12	18.43	17.93	18.93	18.43	0.00
77 Perylene-d12	20.57	20.07	21.07	20.57	0.00

AREA UPPER LIMIT = +100% of internal standard area.
 AREA LOWER LIMIT = - 50% of internal standard area.
 RT UPPER LIMIT = + 0.50 minutes of internal standard RT.
 RT LOWER LIMIT = - 0.50 minutes of internal standard RT.

Analytical Resources, Inc.

RECOVERY REPORT

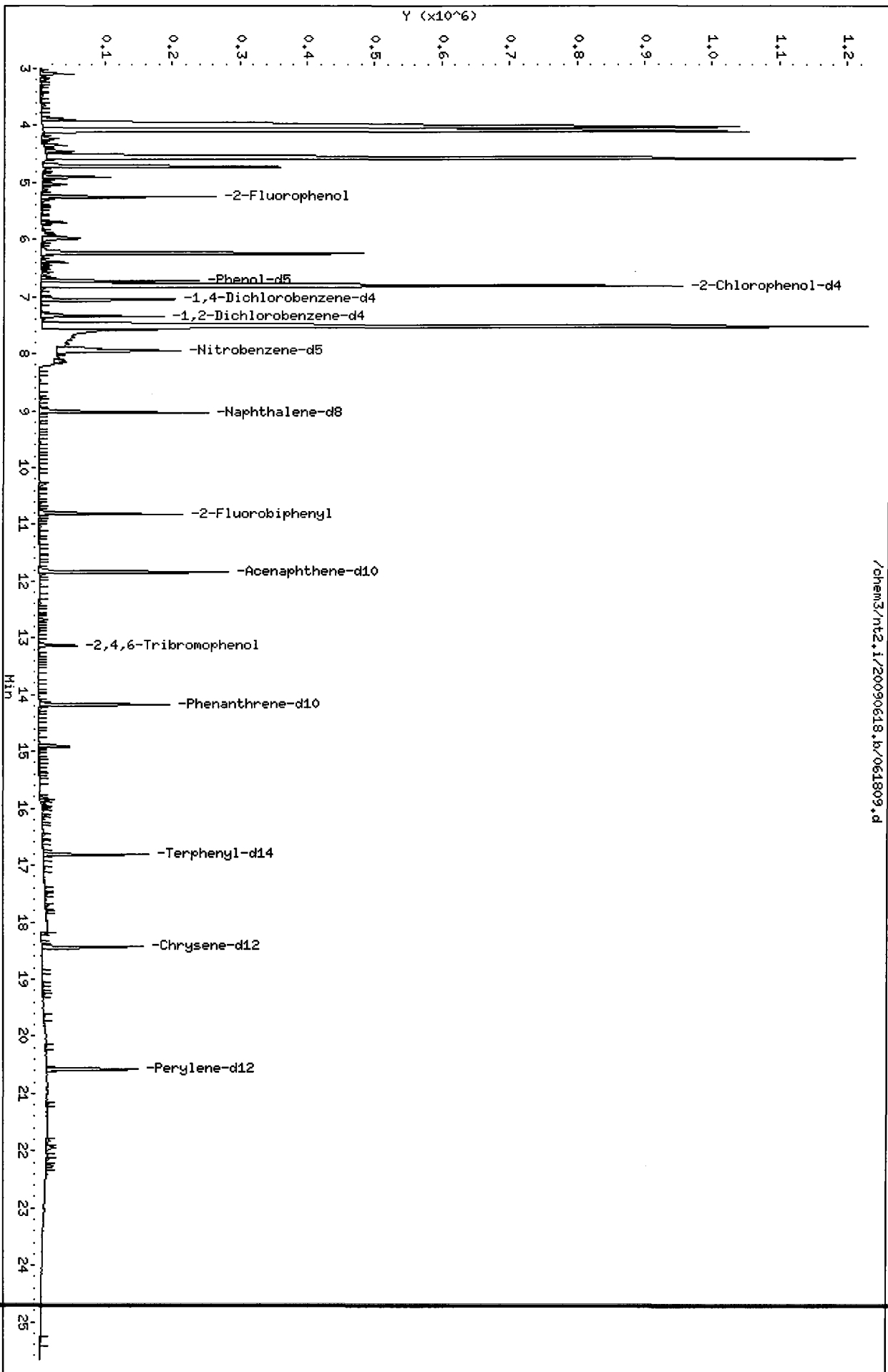
Client Name: ESC Client SDG: PB63
Sample Matrix: SOLID Fraction: SV
Lab Smp Id: PB63G Client Smp ID: 3SED10-A
Level: LOW Operator: VTS
Data Type: MS DATA SampleType: SAMPLE
SpikeList File: wind.spk Quant Type: ISTD
Sublist File: wind.sub
Method File: /chem3/nt2.i/20090618.b/SIMABN.m
Misc Info: 09-12948

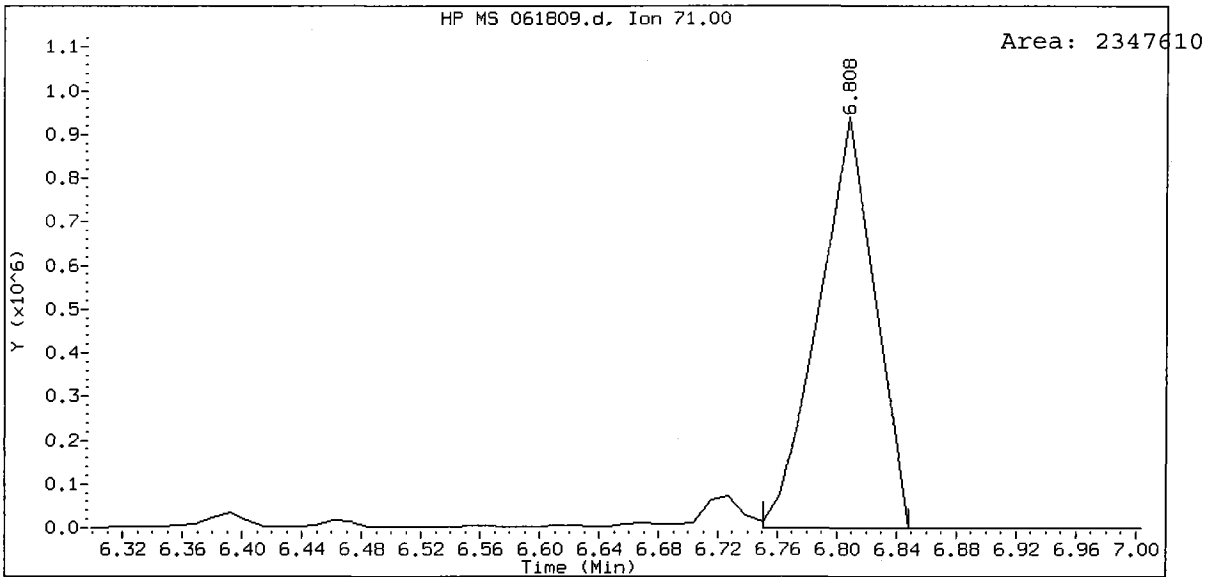
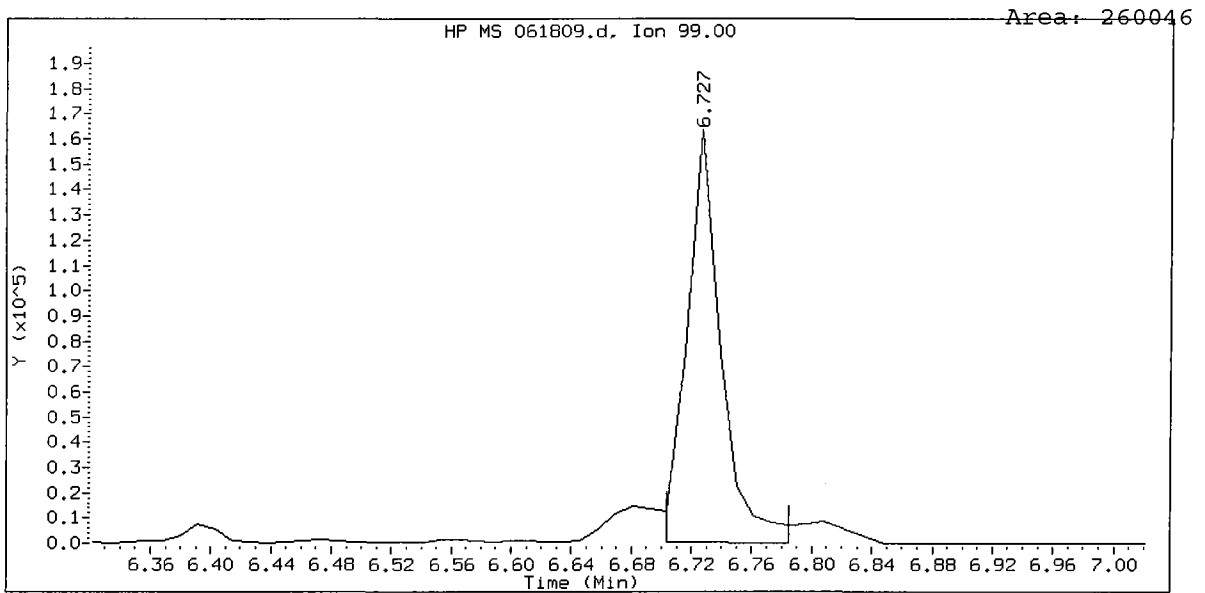
SURROGATE COMPOUND	CONC ADDED ug/kg	CONC RECOVERED ug/kg	% RECOVERED	LIMITS
\$ 1 2-Fluorophenol	227.1	160.2	70.53	30-160
\$ 2 Phenol-d5	227.1	148.4	65.32	30-160
\$ 5 2-Chlorophenol-d4	227.1	217.1	95.58	30-160
\$ 10 1,2-Dichlorobenzen	151.4	102.1	67.45	30-160
\$ 18 Nitrobenzene-d5	151.4	108.9	71.91	30-160
\$ 36 2-Fluorobiphenyl	151.4	116.6	77.02	30-160
\$ 55 2,4,6-Tribromophen	227.1	227.0	99.95	30-160
\$ 66 Terphenyl-d14	151.4	165.5	109.29	30-160

Data File: /chem3/nt2.i/20090618.b/061809.d
Date: 18-JUN-2009 13:13
Client ID: 3SEMI0-A
Sample Info: PB63G
Volume Injected (uL): 2.0
Column phase: ZB-5

Instrument: nt2.i
Operator: VTS
Column diameter: 0.32

/chem3/nt2.i/20090618.b/061809.d





ORGANICS ANALYSIS DATA SHEET

Semivolatiles by Selected Ion Monitoring GC/MS

Sample ID: 3SED10-B

Page 1 of 1

SAMPLE

Lab Sample ID: PB63H

QC Report No: PB63-ENVIRONMENTAL SCIENCE CORP.

LIMS ID: 09-12949

Project: JELD-WEN NORD DOOR

Matrix: Sediment

Event: 008.0228.00017

Data Release Authorized: *AB*

Date Sampled: 06/05/09

Reported: 06/22/09

Date Received: 06/05/09

Date Extracted: 06/10/09

Sample Amount: 16.6 g-dry-wt

Date Analyzed: 06/18/09 18:21

Final Extract Volume: 1.0 mL

Instrument/Analyst: NT2/PK

Dilution Factor: 1.00

GPC Cleanup: Yes

Percent Moisture: 47.6%

Silica Gel Cleanup: No

Alumina Cleanup: No

CAS Number	Analyte	RL	Result
53-70-3	Dibenz (a, h) anthracene	6.0	18
106-46-7	1,4-Dichlorobenzene	6.0	< 6.0 U
120-82-1	1,2,4-Trichlorobenzene	6.0	< 6.0 U
118-74-1	Hexachlorobenzene	6.0	< 6.0 U
87-68-3	Hexachlorobutadiene	6.0	< 6.0 U
131-11-3	Dimethylphthalate	15	< 15 U
85-68-7	Butylbenzylphthalate	15	< 15 U
95-48-7	2-Methylphenol	6.0	< 6.0 U
105-67-9	2,4-Dimethylphenol	6.0	< 6.0 U
86-30-6	N-Nitrosodiphenylamine	6.0	< 6.0 U
100-51-6	Benzyl Alcohol	30	< 30 U
87-86-5	Pentachlorophenol	30	< 30 U
95-50-1	1,2-Dichlorobenzene	6.0	< 6.0 U
541-73-1	1,3-Dichlorobenzene	6.0	< 6.0 U

Reported in µg/kg (ppb)

SIM Semivolatile Surrogate Recovery

2-Fluorobiphenyl	71.6%	d5-Phenol	102%
2-Fluorophenol	66.4%	d4-2-Chlorophenol	95.5%
d4-1,2-Dichlorobenzene	60.8%	d5-Nitrobenzene	70.8%
2,4,6-Tribromophenol	78.4%	d14-p-Terphenyl	137%

Analytical Resources, Inc.

Semivolatle Report SW846 Method 8270D

Data file : /chem3/nt2.i/20090618.b/061812.d
 Lab Smp Id: PB63H Client Smp ID: 3SED10-B
 Inj Date : 18-JUN-2009 18:21
 Operator : VTS Inst ID: nt2.i
 Smp Info : PB63H
 Misc Info : 09-12949
 Comment :
 Method : /chem3/nt2.i/20090618.b/SIMABN.m
 Meth Date : 18-Jun-2009 12:07 peter Quant Type: ISTD
 Cal Date : 11-MAY-2009 13:57 Cal File: ic051104.d
 Als bottle: 12
 Dil Factor: 1.00000
 Integrator: HP RTE Compound Sublist: wind.sub
 Target Version: 3.50
 Processing Host: cserv3

Concentration Formula: Amt * DF * Vt/(Ws * (100 - M)/100) * CpndVariable

Name	Value	Description
DF	1.00000	Dilution Factor
Vt	1000.00000	Volume of final extract (uL)
Ws	31.70000	Weight of sample extracted (g)
M	47.60000	% Moisture

Cpnd Variable

Local Compound Variable

Compounds	QUANT SIG	RT	EXP RT	REL RT	RESPONSE	CONCENTRATIONS	
						ON-COLUMN (ug/mL)	FINAL (ug/kg)
\$ 1 2-Fluorophenol	112	5.284	5.206	(0.749)	195877	2.49484	150.2
\$ 2 Phenol-d5	99	6.773	6.669	(0.960)	395943	3.80855	229.3
3 Phenol	94	6.785	6.680	(0.962)	21417	0.15447	9.299(MH)
\$ 5 2-Chlorophenol-d4	132	6.796	6.761	(0.963)	250418	3.58432	215.8
7 1,3-Dichlorobenzene	146	Compound Not Detected.					
* 8 1,4-Dichlorobenzene-d4	152	7.055	7.055	(1.000)	131414	2.00000	
9 1,4-Dichlorobenzene	146	Compound Not Detected.					
\$ 10 1,2-Dichlorobenzene-d4	152	7.349	7.332	(1.042)	75806	1.51834	91.41
11 Benzyl alcohol	79	Compound Not Detected.					
12 1,2-Dichlorobenzene	146	Compound Not Detected.					
13 2-Methylphenol	108	Compound Not Detected.					
15 4-Methylphenol	108	7.822	7.807	(1.109)	49979	0.58296	35.10
16 N-Nitroso-di-n-propylamine	70	Compound Not Detected.					
\$ 18 Nitrobenzene-d5	82	7.945	7.946	(0.880)	189821	1.76960	106.5
22 2,4-Dimethylphenol	107	Compound Not Detected.					

Compounds	QUANT SIG MASS	RT	EXP RT	REL RT	RESPONSE	CONCENTRATIONS	
						ON-COLUMN (ug/mL)	FINAL (ug/kg)
26 1,2,4-Trichlorobenzene	180						
* 27 Naphthalene-d8	136	9.024	9.024	(1.000)	395156	2.00000	
30 Hexachlorobutadiene	225						
\$ 36 2-Fluorobiphenyl	172	10.811	10.811	(0.912)	276889	1.79181	107.9
39 Dimethylphthalate	163						
* 42 Acenaphthene-d10	162	11.849	11.832	(1.000)	216609	2.00000	
50 Diethylphthalate	149	12.697	12.686	(1.072)	31103	0.18836	11.34
54 N-Nitrosodiphenylamine	169						
\$ 55 2,4,6-Tribromophenol	330	13.136	13.125	(0.926)	58940	2.94208	177.1
57 Hexachlorobenzene	284						
58 Pentachlorophenol	266	14.052	14.021	(0.990)	5304	0.18607	11.20
* 59 Phenanthrene-d10	188	14.191	14.175	(1.000)	423800	2.00000	
\$ 66 Terphenyl-d14	244	16.848	16.813	(0.912)	194868	3.42262	206.0
67 Butylbenzylphthalate	149						
* 69 Chrysene-d12	240	18.476	18.430	(1.000)	183030	2.00000	
* 77 Perylene-d12	264	20.600	20.569	(1.000)	59656	2.00000	
79 Dibenzo(a,h)anthracene	278	21.985	21.954	(1.067)	8253	0.29785	17.93 (M)
90 N-Nitrosodimethylamine	74						

QC Flag Legend

M - Compound response manually integrated.
 H - Operator selected an alternate compound hit.

Analytical Resources, Inc.

INTERNAL STANDARD COMPOUNDS
 AREA AND RT SUMMARY

Instrument ID: nt2.i
 Lab File ID: 061812.d
 Lab Smp Id: PB63H
 Analysis Type: SV
 Quant Type: ISTD
 Operator: VTS
 Method File: /chem3/nt2.i/20090618.b/SIMABN.m
 Misc Info: 09-12949

Calibration Date: 18-JUN-2009
 Calibration Time: 11:22
 Client Smp ID: 3SED10-B
 Level: LOW
 Sample Type: Sediment

Test Mode:
 Use Initial Calibration Level 4.

COMPOUND	STANDARD	AREA LIMIT		SAMPLE	%DIFF
		LOWER	UPPER		
8 1,4-Dichlorobenze	119785	59892	239570	131414	9.71
27 Naphthalene-d8	372217	186108	744434	395156	6.16
42 Acenaphthene-d10	182713	91356	365426	216609	18.55
59 Phenanthrene-d10	286879	143440	573758	423800	47.73
69 Chrysene-d12	251912	125956	503824	183030	-27.34
77 Perylene-d12	231524	115762	463048	59656	-74.23

COMPOUND	STANDARD	RT LIMIT		SAMPLE	%DIFF
		LOWER	UPPER		
8 1,4-Dichlorobenze	7.06	6.56	7.56	7.06	0.00
27 Naphthalene-d8	9.02	8.52	9.52	9.02	0.00
42 Acenaphthene-d10	11.83	11.33	12.33	11.85	0.15
59 Phenanthrene-d10	14.18	13.68	14.68	14.19	0.11
69 Chrysene-d12	18.43	17.93	18.93	18.48	0.25
77 Perylene-d12	20.57	20.07	21.07	20.60	0.15

AREA UPPER LIMIT = +100% of internal standard area.
 AREA LOWER LIMIT = - 50% of internal standard area.
 RT UPPER LIMIT = + 0.50 minutes of internal standard RT.
 RT LOWER LIMIT = - 0.50 minutes of internal standard RT.

Analytical Resources, Inc.

RECOVERY REPORT

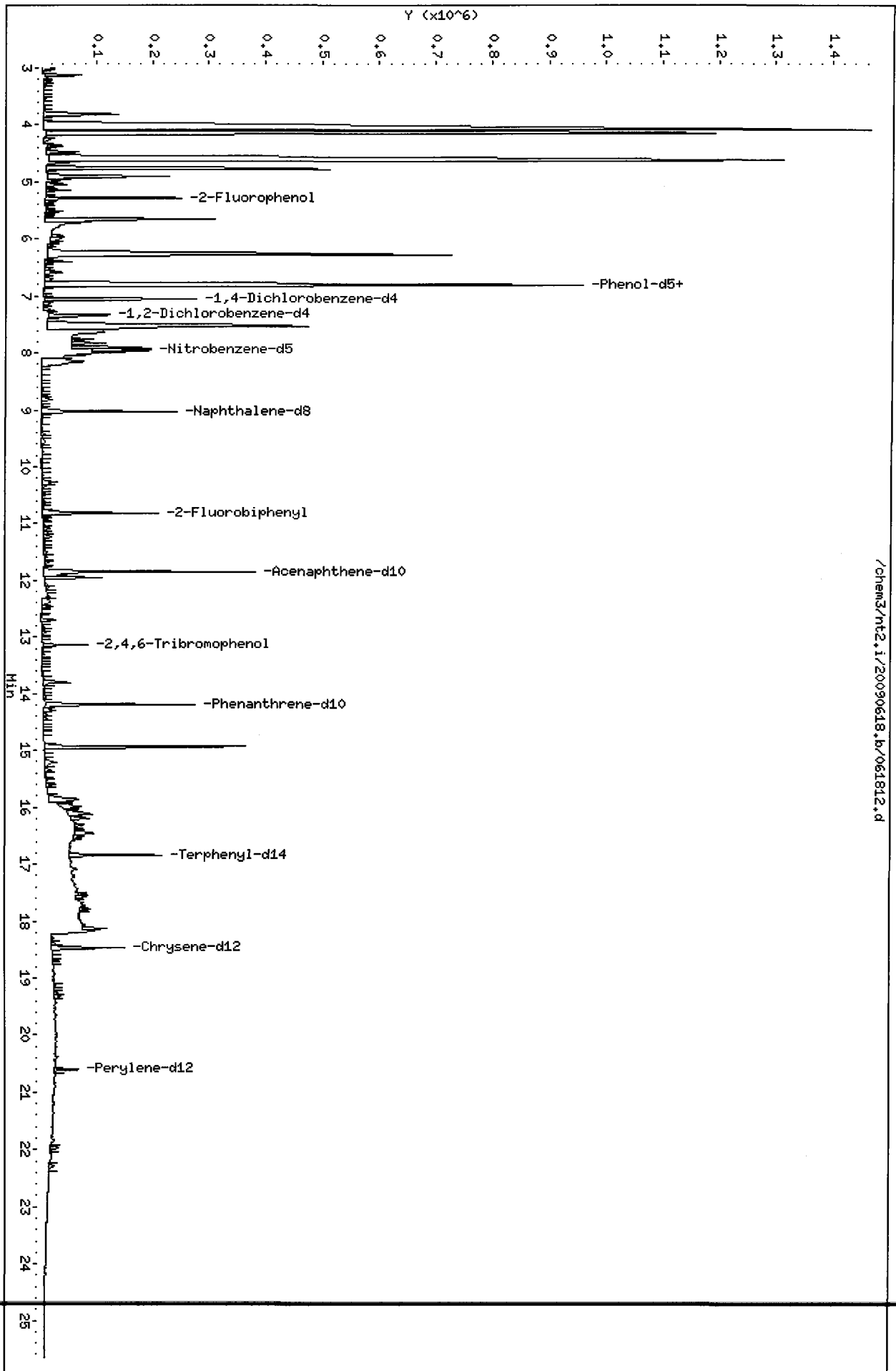
Client Name: ESC Client SDG: PB63
Sample Matrix: SOLID Fraction: SV
Lab Smp Id: PB63H Client Smp ID: 3SED10-B
Level: LOW Operator: VTS
Data Type: MS DATA SampleType: SAMPLE
SpikeList File: wind.spk Quant Type: ISTD
Sublist File: wind.sub
Method File: /chem3/nt2.i/20090618.b/SIMABN.m
Misc Info: 09-12949

SURROGATE COMPOUND	CONC ADDED ug/kg	CONC RECOVERED ug/kg	% RECOVERED	LIMITS
\$ 1 2-Fluorophenol	225.8	150.2	66.53	30-160
\$ 2 Phenol-d5	225.8	229.3	101.56	30-160
\$ 5 2-Chlorophenol-d4	225.8	215.8	95.58	30-160
\$ 10 1,2-Dichlorobenzen	150.5	91.41	60.73	30-160
\$ 18 Nitrobenzene-d5	150.5	106.5	70.78	30-160
\$ 36 2-Fluorobiphenyl	150.5	107.9	71.67	30-160
\$ 55 2,4,6-Tribromophen	225.8	177.1	78.46	30-160
\$ 66 Terphenyl-d14	150.5	206.0	136.90	30-160

Data File: /chem3/nt2.1/20090618.b/061812.d
Date: 18-JUN-2009 18:21
Client ID: 3SEMI0-B
Sample Info: PB63H
Volume Injected (ul): 2.0
Column phase: ZB-5

Instrument: nt2.1
Operator: VTS
Column diameter: 0.32

/chem3/nt2.1/20090618.b/061812.d



Date : 18-JUN-2009 18:21

Client ID: 3SED10-B

Instrument: nt2.i

Sample Info: PB63H

Volume Injected (uL): 2.0

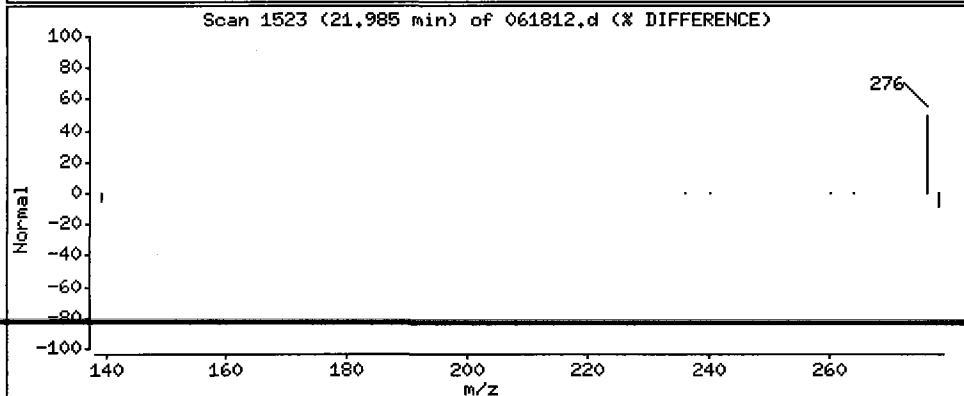
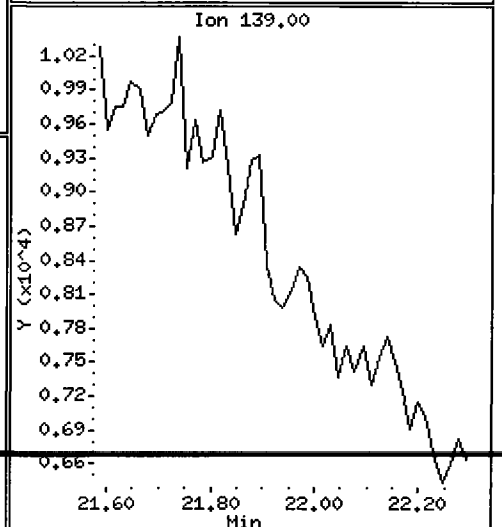
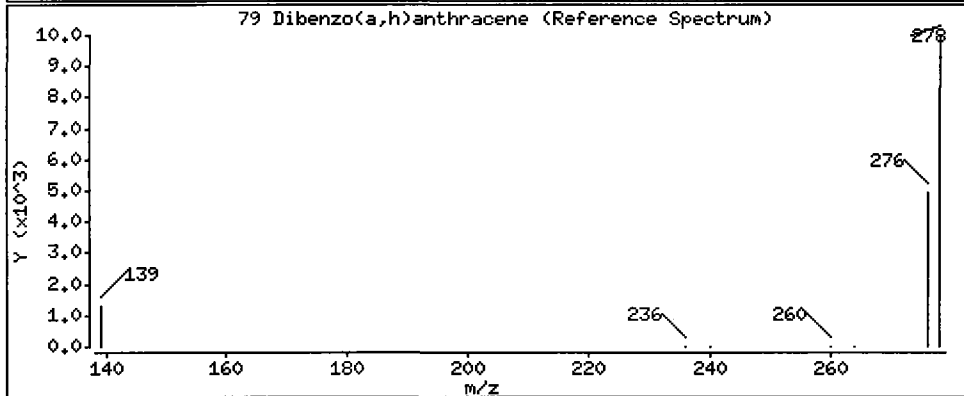
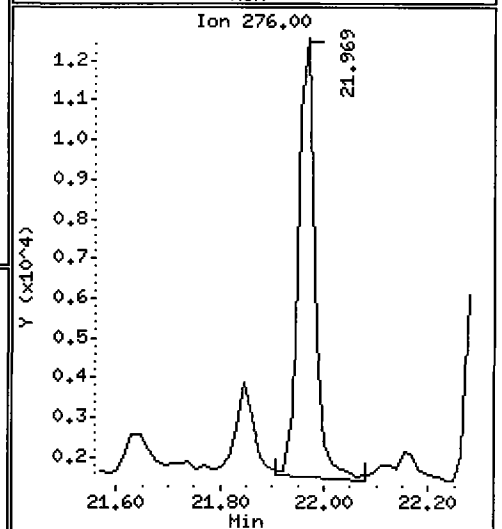
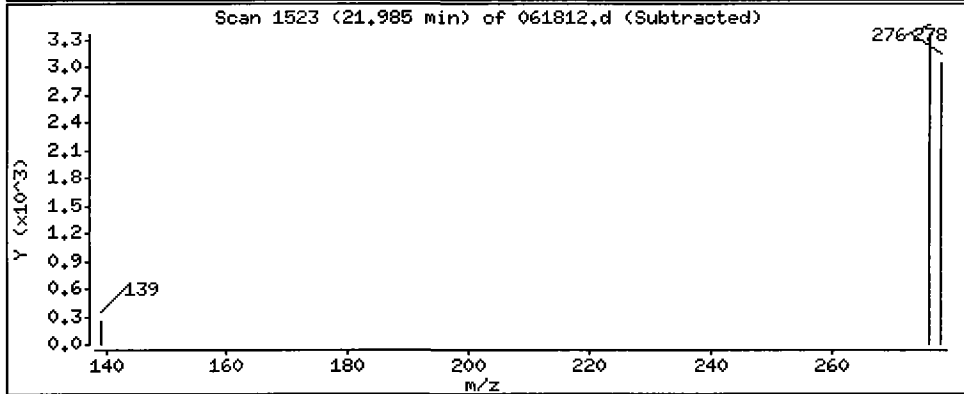
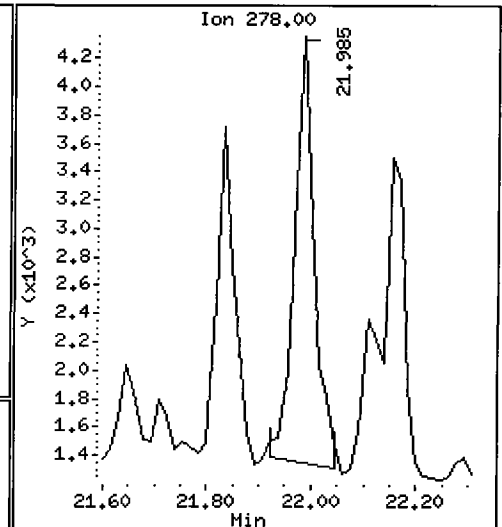
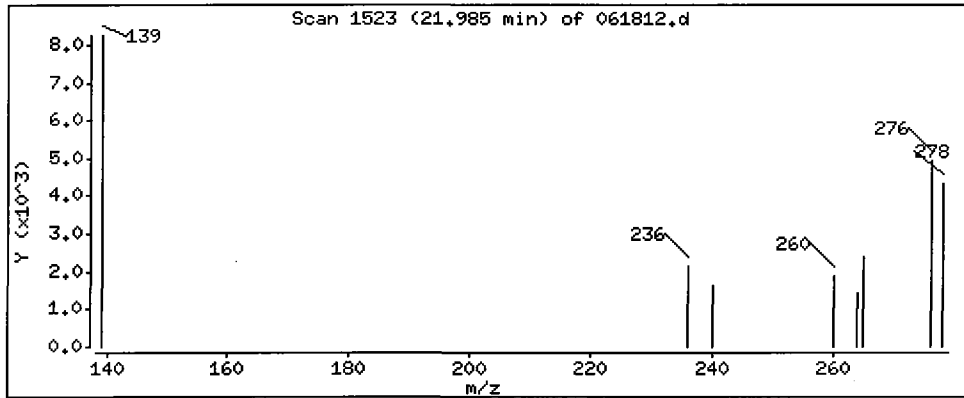
Operator: VTS

Column phase: ZB-5

Column diameter: 0.32

79 Dibenzo(a,h)anthracene

Concentration: 17.93 ug/kg



ORGANICS ANALYSIS DATA SHEET

Semivolatiles by Selected Ion Monitoring GC/MS

Sample ID: 3SED10-B

Page 1 of 1

DILUTION

Lab Sample ID: PB63H


QC Report No: PB63-ENVIRONMENTAL SCIENCE CORP.

LIMS ID: 09-12949

Project: JELD-WEN NORD DOOR

Matrix: Sediment

Event: 008.0228.00017

Data Release Authorized: 

Date Sampled: 06/05/09

Reported: 06/22/09

Date Received: 06/05/09

Date Extracted: 06/10/09

Sample Amount: 16.6 g-dry-wt

Date Analyzed: 06/19/09 14:35

Final Extract Volume: 1.0 mL

Instrument/Analyst: NT2/PK

Dilution Factor: 3.00

GPC Cleanup: Yes

Percent Moisture: 47.6%

Silica Gel Cleanup: No

Alumina Cleanup: No

CAS Number	Analyte	RL	Result
53-70-3	Dibenz (a, h) anthracene	18	18
106-46-7	1,4-Dichlorobenzene	18	< 18 U
120-82-1	1,2,4-Trichlorobenzene	18	< 18 U
118-74-1	Hexachlorobenzene	18	< 18 U
87-68-3	Hexachlorobutadiene	18	< 18 U
131-11-3	Dimethylphthalate	45	< 45 U
85-68-7	Butylbenzylphthalate	45	< 45 U
95-48-7	2-Methylphenol	18	< 18 U
105-67-9	2,4-Dimethylphenol	18	< 18 U
86-30-6	N-Nitrosodiphenylamine	18	< 18 U
100-51-6	Benzyl Alcohol	90	< 90 U
87-86-5	Pentachlorophenol	90	< 90 U
95-50-1	1,2-Dichlorobenzene	18	< 18 U
541-73-1	1,3-Dichlorobenzene	18	< 18 U

Reported in µg/kg (ppb)

SIM Semivolatile Surrogate Recovery

2-Fluorobiphenyl	76.8%	d5-Phenol	67.2%
2-Fluorophenol	67.2%	d4-2-Chlorophenol	88.8%
d4-1,2-Dichlorobenzene	60.0%	d5-Nitrobenzene	74.4%
2,4,6-Tribromophenol	89.6%	d14-p-Terphenyl	113%

Analytical Resources, Inc.

Semivolatle Report SW846 Method 8270D
 Data file : /chem3/nt2.i/20090619.b/061904.d
 Lab Smp Id: PB63H Client Smp ID: 3SED10-B
 Inj Date : 19-JUN-2009 14:35
 Operator : VTS Inst ID: nt2.i
 Smp Info : PB63H,3
 Misc Info : 09-12949
 Comment :
 Method : /chem3/nt2.i/20090619.b/SIMABN.m
 Meth Date : 19-Jun-2009 12:51 peter Quant Type: ISTD
 Cal Date : 11-MAY-2009 13:57 Cal File: ic051104.d
 Als bottle: 4
 Dil Factor: 3.00000
 Integrator: HP RTE Compound Sublist: wind.sub
 Target Version: 3.50
 Processing Host: cserv3

Concentration Formula: Amt * DF * Vt/(Ws * (100 - M)/100) * CpndVariable

Name	Value	Description
DF	3.00000	Dilution Factor
Vt	1000.00000	Volume of final extract (uL)
Ws	31.70000	Weight of sample extracted (g)
M	47.60000	% Moisture

Cpnd Variable

Local Compound Variable

Compounds	QUANT SIG	RT	EXP RT	REL RT	RESPONSE	CONCENTRATIONS	
						ON-COLUMN (ug/mL)	FINAL (ug/kg)
\$ 1 2-Fluorophenol	112	5.015	4.982	(0.734)	63182	0.83958	151.6
\$ 2 Phenol-d5	99	6.519	6.462	(0.954)	83732	0.84029	151.8
3 Phenol	94	6.531	6.474	(0.956)	7058	0.05311	9.592 (M)
\$ 5 2-Chlorophenol-d4	132	6.554	6.543	(0.959)	74459	1.11190	200.8
7 1,3-Dichlorobenzene	146	Compound Not Detected.					
* 8 1,4-Dichlorobenzene-d4	152	6.835	6.818	(1.000)	125960	2.00000	
9 1,4-Dichlorobenzene	146	Compound Not Detected.					
\$ 10 1,2-Dichlorobenzene-d4	152	7.112	7.112	(1.040)	23780	0.49692	89.75
11 Benzyl alcohol	79	Compound Not Detected.					
12 1,2-Dichlorobenzene	146	Compound Not Detected.					
13 2-Methylphenol	108	Compound Not Detected.					
15 4-Methylphenol	108	7.607	7.608	(1.113)	14936	0.18176	32.83
16 N-Nitroso-di-n-propylamine	70	Compound Not Detected.					
\$ 18 Nitrobenzene-d5	82	7.731	7.716	(0.878)	61790	0.61933	111.9
22 2,4-Dimethylphenol	107	Compound Not Detected.					

Compounds	QUANT SIG	RT	EXP RT	REL RT	RESPONSE	CONCENTRATIONS	
						ON-COLUMN (ug/mL)	FINAL (ug/kg)
26 1,2,4-Trichlorobenzene	180						
* 27 Naphthalene-d8	136	8.805	8.804	(1.000)	367533	2.00000	
30 Hexachlorobutadiene	225						
\$ 36 2-Fluorobiphenyl	172	10.592	10.593	(0.912)	83006	0.64099	115.8
39 Dimethylphthalate	163						
* 42 Acenaphthene-d10	162	11.613	11.614	(1.000)	181517	2.00000	
50 Diethylphthalate	149	12.463	12.462	(1.073)	9059	0.06547	11.82
54 N-Nitrosodiphenylamine	169						
\$ 55 2,4,6-Tribromophenol	330	12.892	12.890	(0.926)	17155	1.11826	202.0
57 Hexachlorobenzene	284						
58 Pentachlorophenol	266	13.791	13.776	(0.990)	1442	0.06606	11.93
* 59 Phenanthrene-d10	188	13.929	13.930	(1.000)	324530	2.00000	
\$ 66 Terphenyl-d14	244	16.579	16.578	(0.912)	65249	0.93803	169.4
67 Butylbenzylphthalate	149						
* 69 Chrysene-d12	240	18.184	18.183	(1.000)	223613	2.00000	
* 77 Perylene-d12	264	20.307	20.306	(1.000)	159373	2.00000	
79 Dibenzo(a,h)anthracene	278	21.677	21.676	(1.067)	7189	0.09712	17.54 (M)
90 N-Nitrosodimethylamine	74						

QC Flag Legend

M - Compound response manually integrated.

Analytical Resources, Inc.

INTERNAL STANDARD COMPOUNDS
 AREA AND RT SUMMARY

Instrument ID: nt2.i
 Lab File ID: 061904.d
 Lab Smp Id: PB63H
 Analysis Type: SV
 Quant Type: ISTD
 Operator: VTS
 Method File: /chem3/nt2.i/20090619.b/SIMABN.m
 Misc Info: 09-12949

Calibration Date: 19-JUN-2009
 Calibration Time: 11:36
 Client Smp ID: 3SED10-B
 Level: LOW
 Sample Type: Sediment

Test Mode:
 Use Initial Calibration Level 4.

COMPOUND	STANDARD	AREA LIMIT		SAMPLE	%DIFF
		LOWER	UPPER		
8 1,4-Dichlorobenze	119785	59892	239570	125960	5.16
27 Naphthalene-d8	372217	186108	744434	367533	1.26
42 Acenaphthene-d10	182713	91356	365426	181517	-0.65
59 Phenanthrene-d10	286879	143440	573758	324530	13.12
69 Chrysene-d12	251912	125956	503824	223613	-11.23
77 Perylene-d12	231524	115762	463048	159373	-31.16

COMPOUND	STANDARD	RT LIMIT		SAMPLE	%DIFF
		LOWER	UPPER		
8 1,4-Dichlorobenze	6.82	6.32	7.32	6.83	0.25
27 Naphthalene-d8	8.80	8.30	9.30	8.81	0.02
42 Acenaphthene-d10	11.61	11.11	12.11	11.61	-0.01
59 Phenanthrene-d10	13.93	13.43	14.43	13.93	0.00
69 Chrysene-d12	18.18	17.68	18.68	18.18	0.01
77 Perylene-d12	20.31	19.81	20.81	20.31	0.01

AREA UPPER LIMIT = +100% of internal standard area.
 AREA LOWER LIMIT = - 50% of internal standard area.
 RT UPPER LIMIT = + 0.50 minutes of internal standard RT.
 RT LOWER LIMIT = - 0.50 minutes of internal standard RT.

Analytical Resources, Inc.

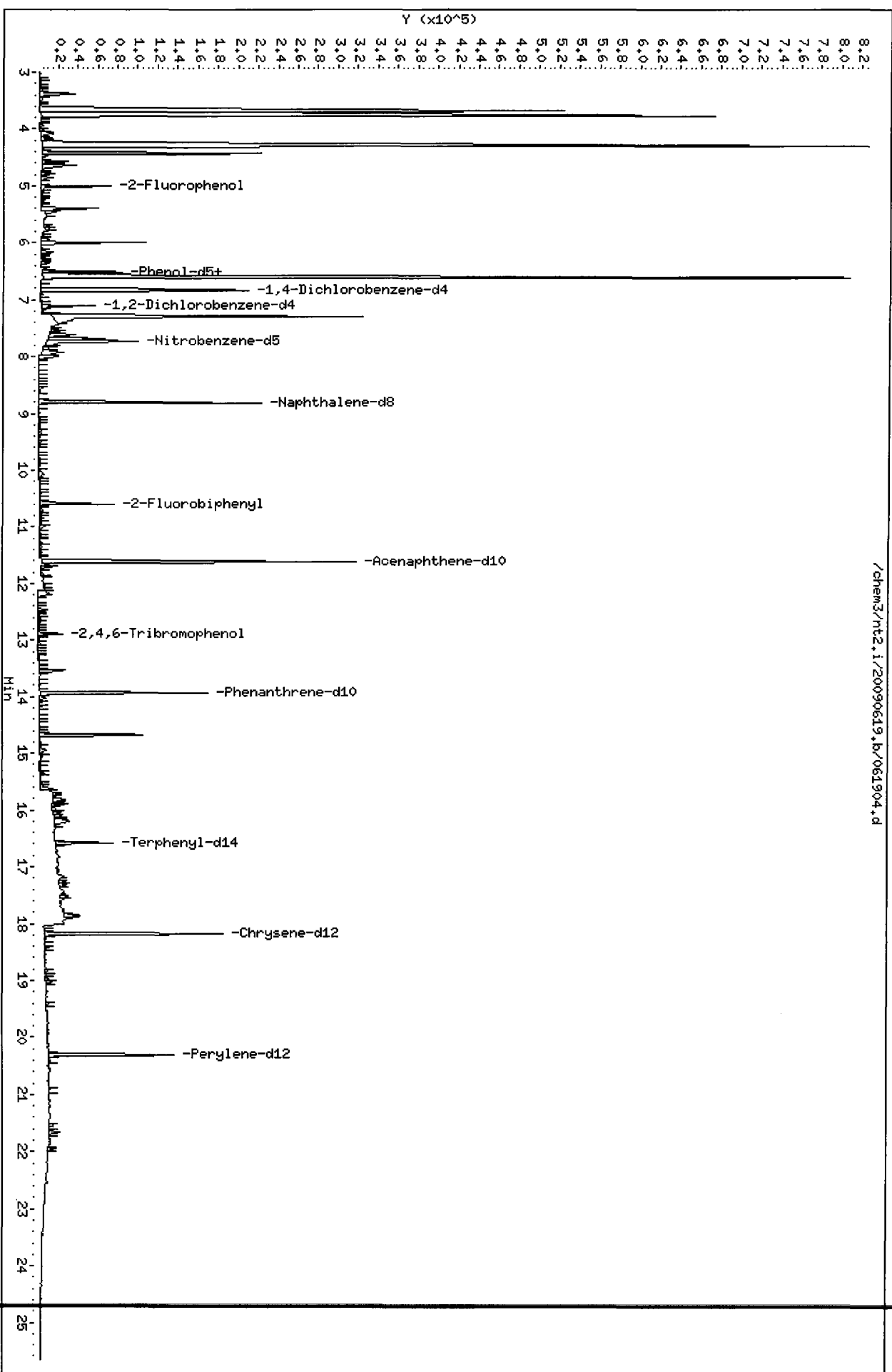
RECOVERY REPORT

Client Name: ESC Client SDG: PB63
 Sample Matrix: SOLID Fraction: SV
 Lab Smp Id: PB63H Client Smp ID: 3SED10-B
 Level: LOW Operator: VTS
 Data Type: MS DATA SampleType: SAMPLE
 SpikeList File: wind.spk Quant Type: ISTD
 Sublist File: wind.sub
 Method File: /chem3/nt2.i/20090619.b/SIMABN.m
 Misc Info: 09-12949

SURROGATE COMPOUND	CONC ADDED ug/kg	CONC RECOVERED ug/kg	% RECOVERED	LIMITS
\$ 1 2-Fluorophenol	225.8	151.6	67.17	30-160
\$ 2 Phenol-d5	225.8	151.8	67.22	30-160
\$ 5 2-Chlorophenol-d4	225.8	200.8	88.95	30-160
\$ 10 1,2-Dichlorobenzen	150.5	89.75	59.63	30-160
\$ 18 Nitrobenzene-d5	150.5	111.9	74.32	30-160
\$ 36 2-Fluorobiphenyl	150.5	115.8	76.92	30-160
\$ 55 2,4,6-Tribromophen	225.8	202.0	89.46	30-160
\$ 66 Terphenyl-d14	150.5	169.4	112.56	30-160

Client ID: 3SEDI0-B
Sample Info: PB63H,3
Volume Injected (uL): 2.0
Column phase: ZB-5

Instrument: nt2.i
Operator: VTS
Column diameter: 0.32



Date : 19-JUN-2009 14:35

Client ID: 3SED10-B

Instrument: nt2.i

Sample Info: PB63H,3

Volume Injected (uL): 2.0

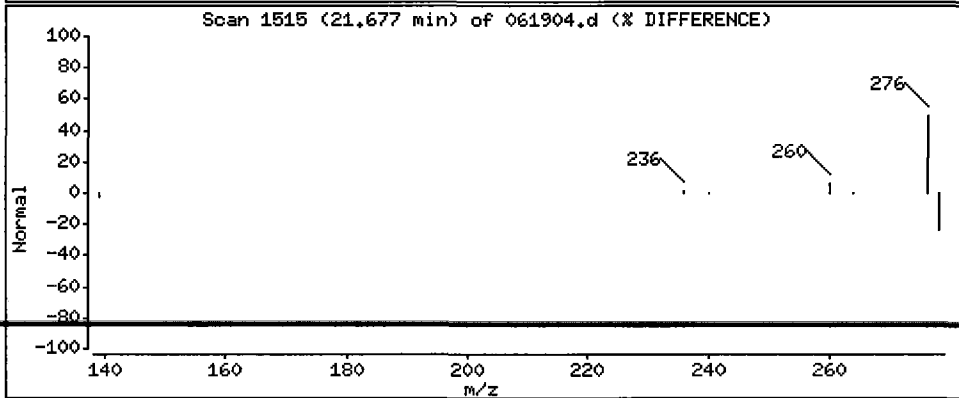
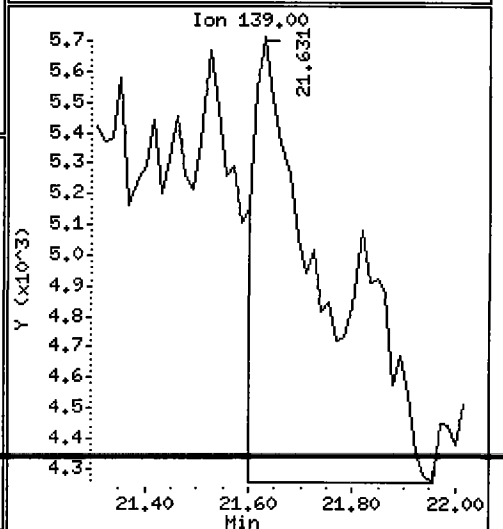
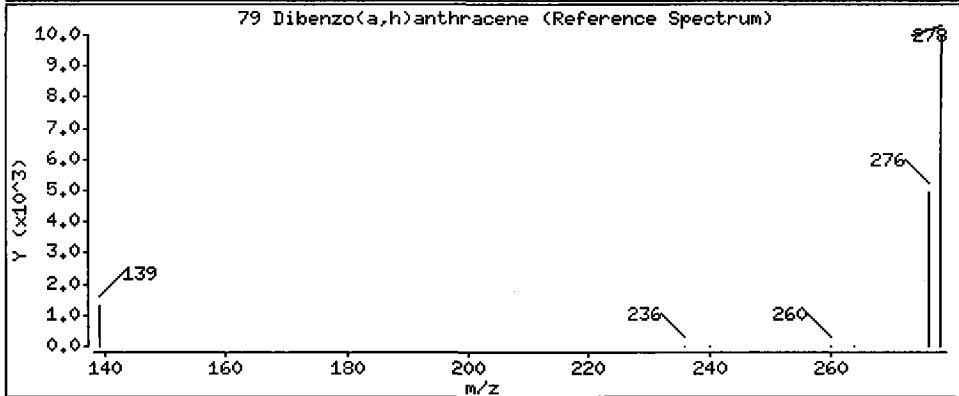
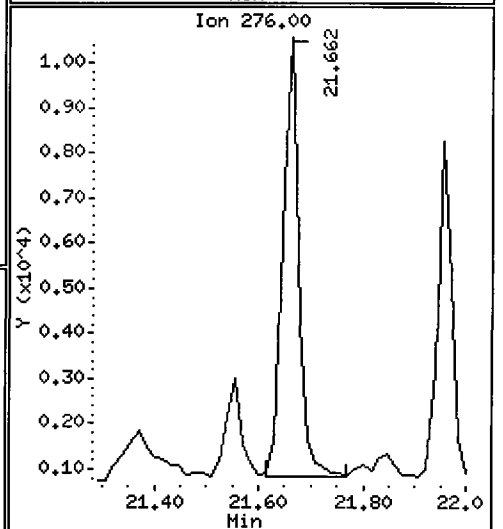
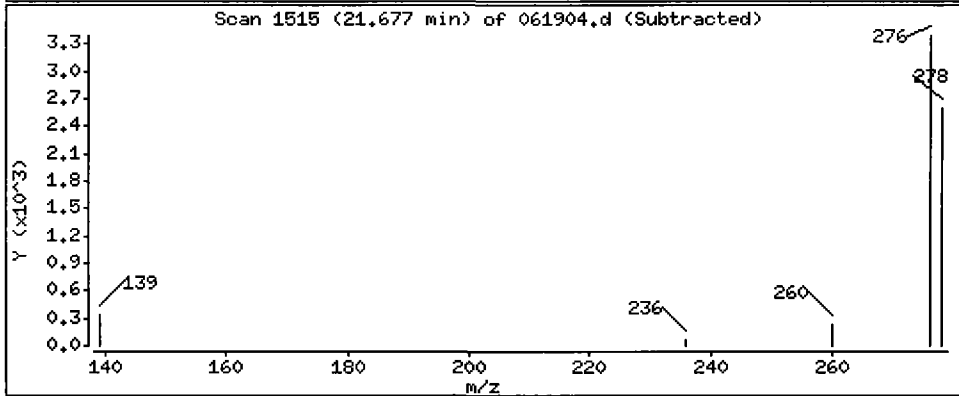
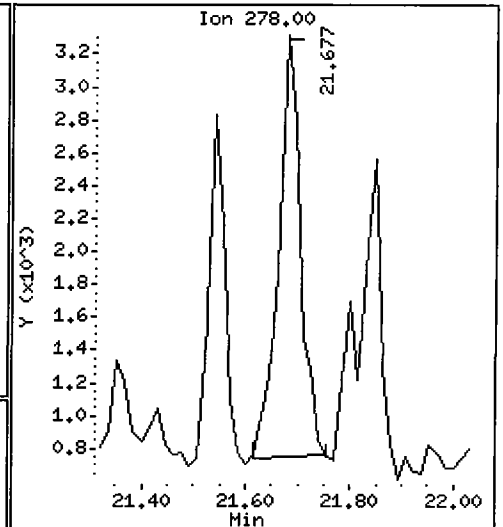
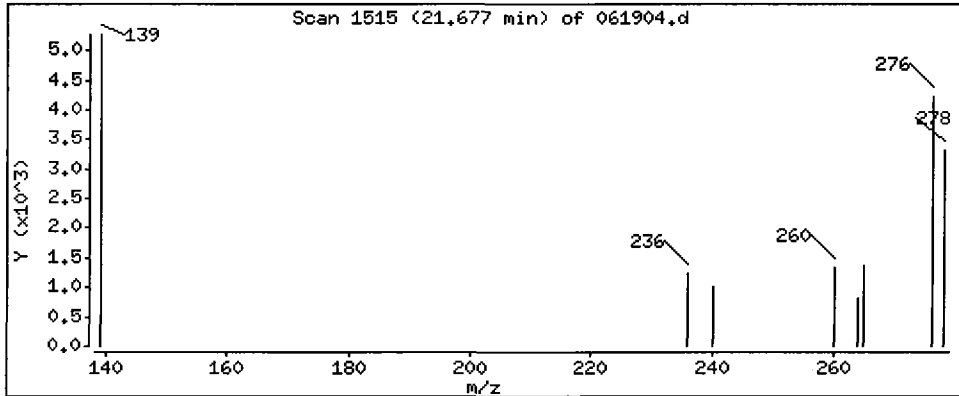
Operator: VTS

Column phase: ZB-5

Column diameter: 0.32

79 Dibenzo(a,h)anthracene

Concentration: 17.54 ug/kg



ORGANICS ANALYSIS DATA SHEET

Semivolatiles by Selected Ion Monitoring GC/MS

Sample ID: 3SED10-C

Page 1 of 1

SAMPLE

Lab Sample ID: PB63I

QC Report No: PB63-ENVIRONMENTAL SCIENCE CORP.

LIMS ID: 09-12950

Project: JELD-WEN NORD DOOR

Matrix: Sediment

Event: 008.0228.00017

Data Release Authorized:

Date Sampled: 06/05/09

Reported: 06/22/09

Date Received: 06/05/09

Date Extracted: 06/10/09

Sample Amount: 16.5 g-dry-wt

Date Analyzed: 06/18/09 18:55

Final Extract Volume: 1.0 mL

Instrument/Analyst: NT2/PK

Dilution Factor: 1.00

GPC Cleanup: Yes

Percent Moisture: 39.7%

Silica Gel Cleanup: No

Alumina Cleanup: No

CAS Number	Analyte	RL	Result
53-70-3	Dibenz (a, h) anthracene	6.1	76
106-46-7	1,4-Dichlorobenzene	6.1	< 6.1 U
120-82-1	1,2,4-Trichlorobenzene	6.1	< 6.1 U
118-74-1	Hexachlorobenzene	6.1	< 6.1 U
87-68-3	Hexachlorobutadiene	6.1	< 6.1 U
131-11-3	Dimethylphthalate	15	< 15 U
85-68-7	Butylbenzylphthalate	15	< 15 U
95-48-7	2-Methylphenol	6.1	< 6.1 U
105-67-9	2,4-Dimethylphenol	6.1	< 6.1 U
86-30-6	N-Nitrosodiphenylamine	6.1	< 6.1 U
100-51-6	Benzyl Alcohol	30	< 30 U
87-86-5	Pentachlorophenol	30	< 30 U
95-50-1	1,2-Dichlorobenzene	6.1	< 6.1 U
541-73-1	1,3-Dichlorobenzene	6.1	< 6.1 U

Reported in $\mu\text{g}/\text{kg}$ (ppb)

SIM Semivolatile Surrogate Recovery

2-Fluorobiphenyl	76.8%	d5-Phenol	73.9%
2-Fluorophenol	72.5%	d4-2-Chlorophenol	118%
d4-1,2-Dichlorobenzene	68.8%	d5-Nitrobenzene	72.8%
2,4,6-Tribromophenol	88.0%	d14-p-Terphenyl	154%

Analytical Resources, Inc.

Semivolatiles Report SW846 Method 8270D

Data file : /chem3/nt2.i/20090618.b/061813.d
 Lab Smp Id: PB63I Client Smp ID: 3SED10-C
 Inj Date : 18-JUN-2009 18:55
 Operator : VTS Inst ID: nt2.i
 Smp Info : PB63I
 Misc Info : 09-12950
 Comment :
 Method : /chem3/nt2.i/20090618.b/SIMABN.m
 Meth Date : 18-Jun-2009 12:07 peter Quant Type: ISTD
 Cal Date : 11-MAY-2009 13:57 Cal File: ic051104.d
 Als bottle: 13
 Dil Factor: 1.00000
 Integrator: HP RTE Compound Sublist: wind.sub
 Target Version: 3.50
 Processing Host: cserv3

Concentration Formula: Amt * DF * Vt / (Ws * (100 - M) / 100) * CpndVariable

Name	Value	Description
DF	1.00000	Dilution Factor
Vt	1000.00000	Volume of final extract (uL)
Ws	27.40000	Weight of sample extracted (g)
M	39.70000	% Moisture

Cpnd Variable

Local Compound Variable

Compounds	QUANT SIG	RT	EXP RT	REL RT	RESPONSE	CONCENTRATIONS	
						ON-COLUMN (ug/mL)	FINAL (ug/kg)
\$ 1 2-Fluorophenol	112	5.277	5.206	(0.748)	209520	2.72172	164.7
\$ 2 Phenol-d5	99	6.749	6.669	(0.957)	282746	2.77384	167.9(H)
3 Phenol	94	6.772	6.680	(0.960)	23141	0.17023	10.30(MH)
\$ 5 2-Chlorophenol-d4	132	6.796	6.761	(0.963)	304334	4.44272	268.9
7 1,3-Dichlorobenzene	146	Compound Not Detected.					
* 8 1,4-Dichlorobenzene-d4	152	7.055	7.055	(1.000)	128850	2.00000	
9 1,4-Dichlorobenzene	146	Compound Not Detected.					
\$ 10 1,2-Dichlorobenzene-d4	152	7.349	7.332	(1.042)	84062	1.71721	103.9
11 Benzyl alcohol	79	Compound Not Detected.					
12 1,2-Dichlorobenzene	146	Compound Not Detected.					
13 2-Methylphenol	108	Compound Not Detected.					
15 4-Methylphenol	108	7.824	7.807	(1.109)	74984	0.89203	53.99
16 N-Nitroso-di-n-propylamine	70	Compound Not Detected.					
\$ 18 Nitrobenzene-d5	82	7.947	7.946	(0.881)	193666	1.82255	110.3
22 2,4-Dimethylphenol	107	Compound Not Detected.					

Compounds	QUANT SIG MASS	RT	EXP RT	REL RT	RESPONSE	CONCENTRATIONS	
						ON-COLUMN (ug/mL)	FINAL (ug/kg)
26 1,2,4-Trichlorobenzene	180						
* 27 Naphthalene-d8	136	9.023	9.024	(1.000)	391447	2.00000	
30 Hexachlorobutadiene	225						
\$ 36 2-Fluorobiphenyl	172	10.811	10.811	(0.912)	295518	1.92492	116.5
39 Dimethylphthalate	163						
* 42 Acenaphthene-d10	162	11.849	11.832	(1.000)	215196	2.00000	
50 Diethylphthalate	149	12.697	12.686	(1.072)	70712	0.43103	26.09
54 N-Nitrosodiphenylamine	169						
\$ 55 2,4,6-Tribromophenol	330	13.136	13.125	(0.926)	63778	3.29643	199.5
57 Hexachlorobenzene	284						
58 Pentachlorophenol	266	14.084	14.021	(0.992)	5806	0.21091	12.77
* 59 Phenanthrene-d10	188	14.191	14.175	(1.000)	409292	2.00000	
\$ 66 Terphenyl-d14	244	16.847	16.813	(0.912)	218970	3.83587	232.2
67 Butylbenzylphthalate	149	17.726	17.704	(0.959)	13348	0.18699	11.32
* 69 Chrysene-d12	240	18.475	18.430	(1.000)	183511	2.00000	
* 77 Perylene-d12	264	20.599	20.569	(1.000)	58740	2.00000	
79 Dibenzo(a,h)anthracene	278	21.984	21.954	(1.067)	34266	1.25593	76.01 (M)
90 N-Nitrosodimethylamine	74						

QC Flag Legend

M - Compound response manually integrated.
 H - Operator selected an alternate compound hit.

Analytical Resources, Inc.

INTERNAL STANDARD COMPOUNDS
 AREA AND RT SUMMARY

Instrument ID: nt2.i
 Lab File ID: 061813.d
 Lab Smp Id: PB63I
 Analysis Type: SV
 Quant Type: ISTD
 Operator: VTS
 Method File: /chem3/nt2.i/20090618.b/SIMABN.m
 Misc Info: 09-12950

Calibration Date: 18-JUN-2009
 Calibration Time: 11:22
 Client Smp ID: 3SED10-C
 Level: LOW
 Sample Type: Sediment

Test Mode: Use Initial Calibration Level 4.

COMPOUND	STANDARD	AREA LIMIT		SAMPLE	%DIFF
		LOWER	UPPER		
8 1,4-Dichlorobenze	119785	59892	239570	128850	7.57
27 Naphthalene-d8	372217	186108	744434	391447	5.17
42 Acenaphthene-d10	182713	91356	365426	215196	17.78
59 Phenanthrene-d10	286879	143440	573758	409292	42.67
69 Chrysene-d12	251912	125956	503824	183511	-27.15
77 Perylene-d12	231524	115762	463048	58740	-74.63

COMPOUND	STANDARD	RT LIMIT		SAMPLE	%DIFF
		LOWER	UPPER		
8 1,4-Dichlorobenze	7.06	6.56	7.56	7.05	0.00
27 Naphthalene-d8	9.02	8.52	9.52	9.02	-0.01
42 Acenaphthene-d10	11.83	11.33	12.33	11.85	0.14
59 Phenanthrene-d10	14.18	13.68	14.68	14.19	0.11
69 Chrysene-d12	18.43	17.93	18.93	18.48	0.25
77 Perylene-d12	20.57	20.07	21.07	20.60	0.15

AREA UPPER LIMIT = +100% of internal standard area.
 AREA LOWER LIMIT = - 50% of internal standard area.
 RT UPPER LIMIT = + 0.50 minutes of internal standard RT.
 RT LOWER LIMIT = - 0.50 minutes of internal standard RT.

Analytical Resources, Inc.

RECOVERY REPORT

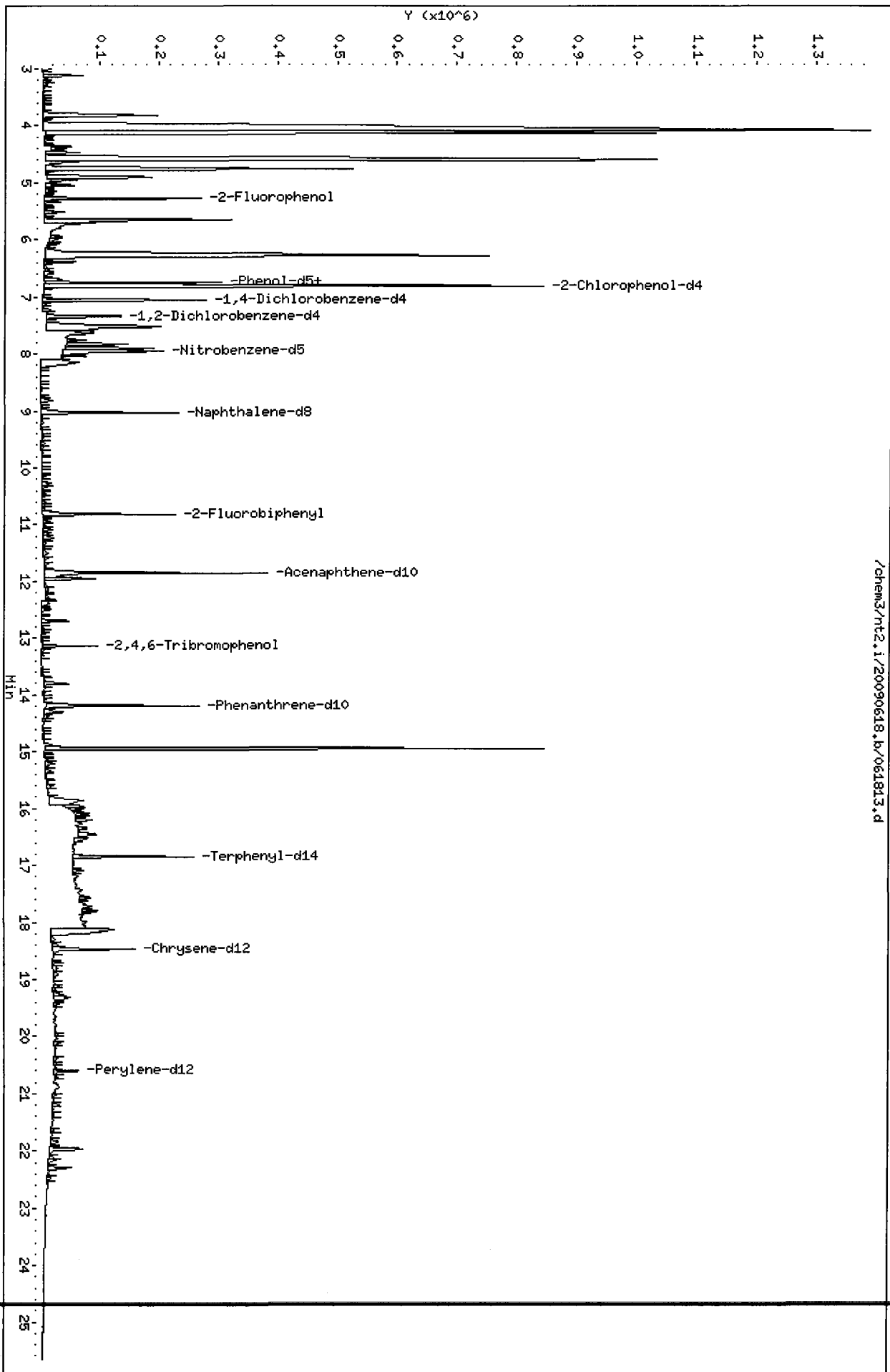
Client Name: ESC Client SDG: PB63
 Sample Matrix: SOLID Fraction: SV
 Lab Smp Id: PB63I Client Smp ID: 3SED10-C
 Level: LOW Operator: VTS
 Data Type: MS DATA SampleType: SAMPLE
 SpikeList File: wind.spk Quant Type: ISTD
 Sublist File: wind.sub
 Method File: /chem3/nt2.i/20090618.b/SIMABN.m
 Misc Info: 09-12950

SURROGATE COMPOUND	CONC ADDED ug/kg	CONC RECOVERED ug/kg	% RECOVERED	LIMITS
\$ 1 2-Fluorophenol	227.0	164.7	72.58	30-160
\$ 2 Phenol-d5	227.0	167.9	73.97	30-160
\$ 5 2-Chlorophenol-d4	227.0	268.9	118.47	30-160
\$ 10 1,2-Dichlorobenzen	151.3	103.9	68.69	30-160
\$ 18 Nitrobenzene-d5	151.3	110.3	72.90	30-160
\$ 36 2-Fluorobiphenyl	151.3	116.5	77.00	30-160
\$ 55 2,4,6-Tribromophen	227.0	199.5	87.90	30-160
\$ 66 Terphenyl-d14	151.3	232.2	153.43	30-160

Data File: /chem3/nt2.i/20090618.b/061813.d
Date: 18-JUN-2009 18:55
Client ID: 3SEMI0-C
Sample Info: PB63I
Volume Injected (uL): 2.0
Column phase: ZB-5

Instrument: nt2.i
Operator: VTS
Column diameter: 0.32

/chem3/nt2.i/20090618.b/061813.d



Date : 18-JUN-2009 18:55

Client ID: 3SED10-C

Instrument: nt2.i

Sample Info: PB63I

Volume Injected (uL): 2.0

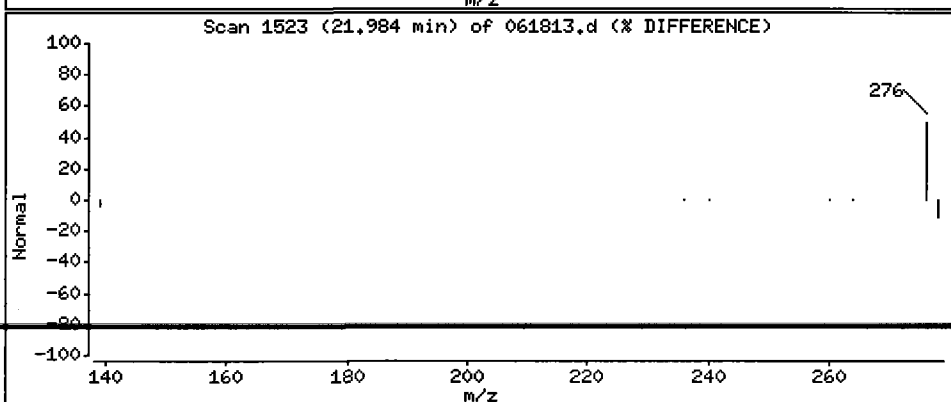
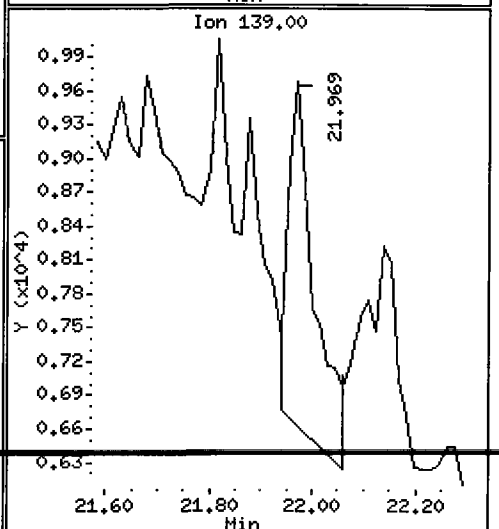
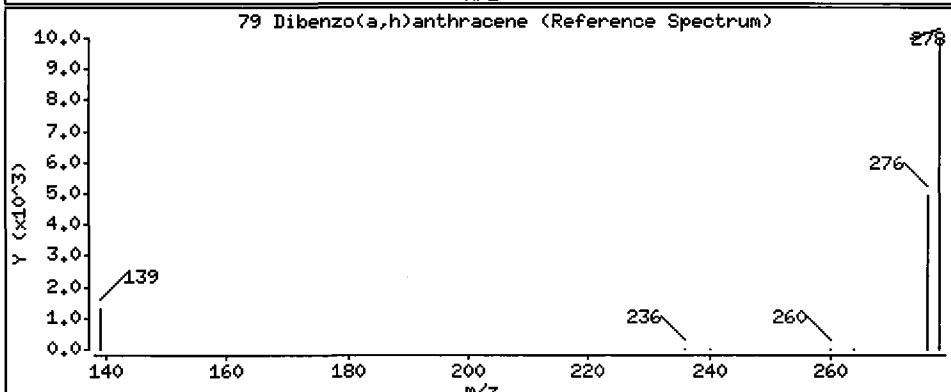
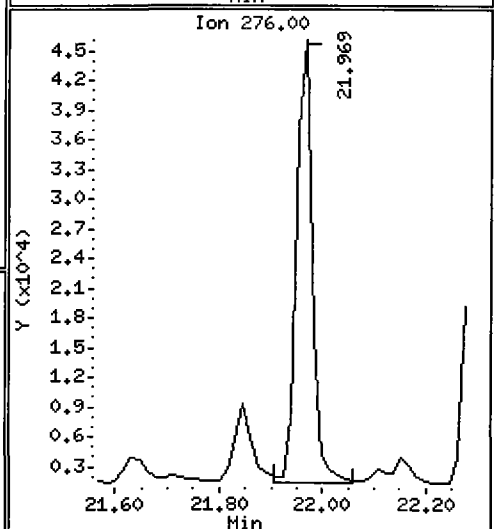
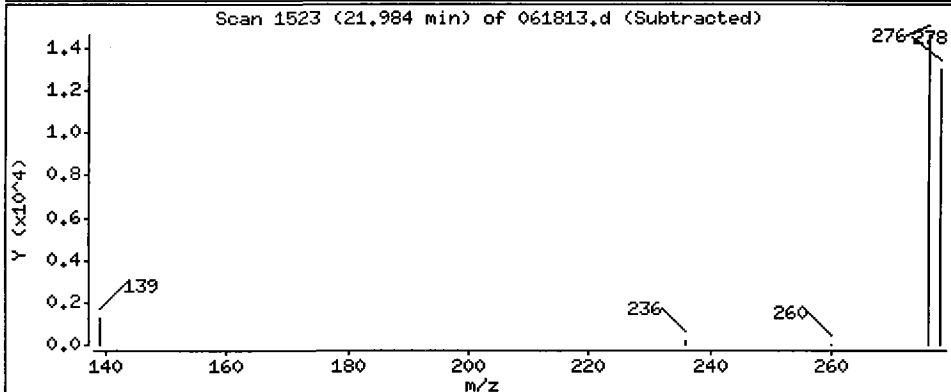
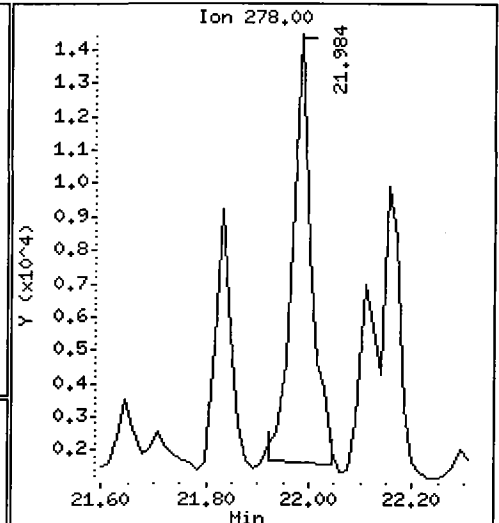
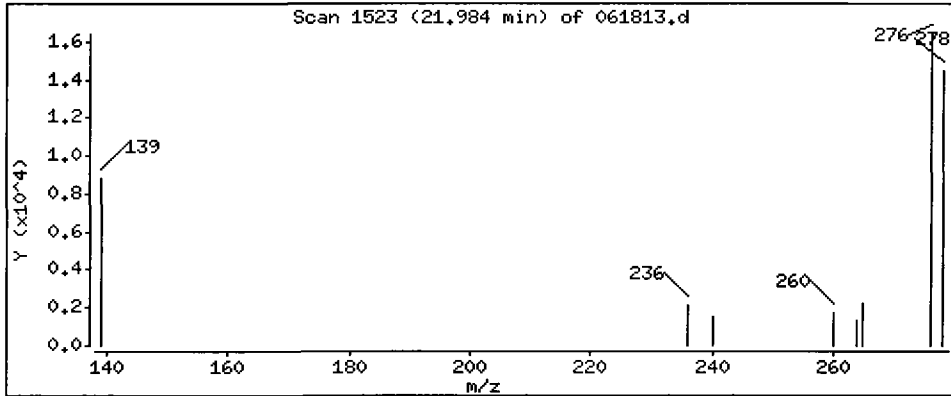
Operator: VTS

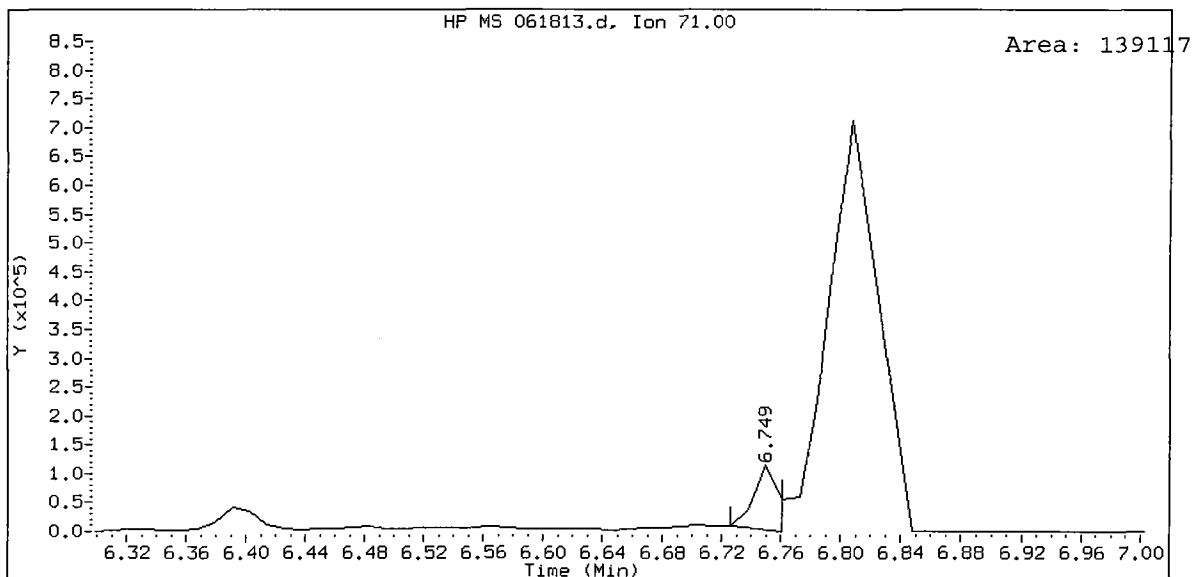
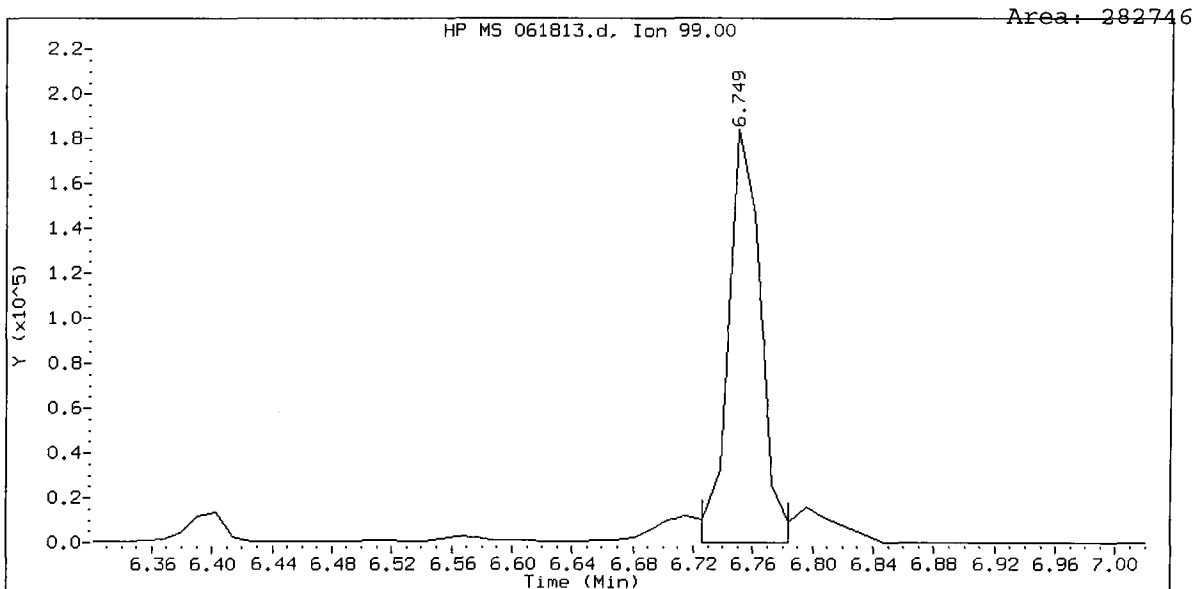
Column phase: ZB-5

Column diameter: 0.32

79 Dibenzo(a,h)anthracene

Concentration: 76.01 ug/kg





ORGANICS ANALYSIS DATA SHEET

Semivolatiles by Selected Ion Monitoring GC/MS

Sample ID: 3SED10-C

Page 1 of 1

DILUTION

Lab Sample ID: PB63I

QC Report No: PB63-ENVIRONMENTAL SCIENCE CORP.

LIMS ID: 09-12950

Project: JELD-WEN NORD DOOR

Matrix: Sediment

Event: 008.0228.00017

Data Release Authorized: *AB*

Date Sampled: 06/05/09

Reported: 06/22/09

Date Received: 06/05/09

Date Extracted: 06/10/09

Sample Amount: 16.5 g-dry-wt

Date Analyzed: 06/19/09 15:08

Final Extract Volume: 1.0 mL

Instrument/Analyst: NT2/PK

Dilution Factor: 3.00

GPC Cleanup: Yes

Percent Moisture: 39.7%

Silica Gel Cleanup: No

Alumina Cleanup: No

CAS Number	Analyte	RL	Result
53-70-3	Dibenz (a, h) anthracene	18	76
106-46-7	1,4-Dichlorobenzene	18	< 18 U
120-82-1	1,2,4-Trichlorobenzene	18	< 18 U
118-74-1	Hexachlorobenzene	18	< 18 U
87-68-3	Hexachlorobutadiene	18	< 18 U
131-11-3	Dimethylphthalate	46	< 46 U
85-68-7	Butylbenzylphthalate	46	< 46 U
95-48-7	2-Methylphenol	18	< 18 U
105-67-9	2,4-Dimethylphenol	18	< 18 U
86-30-6	N-Nitrosodiphenylamine	18	< 18 U
100-51-6	Benzyl Alcohol	91	< 91 U
87-86-5	Pentachlorophenol	91	< 91 U
95-50-1	1,2-Dichlorobenzene	18	< 18 U
541-73-1	1,3-Dichlorobenzene	18	< 18 U

Reported in $\mu\text{g}/\text{kg}$ (ppb)

SIM Semivolatile Surrogate Recovery

2-Fluorobiphenyl	82.8%	d5-Phenol	74.4%
2-Fluorophenol	72.8%	d4-2-Chlorophenol	95.2%
d4-1,2-Dichlorobenzene	70.8%	d5-Nitrobenzene	73.2%
2,4,6-Tribromophenol	96.0%	d14-p-Terphenyl	116%

Analytical Resources, Inc.

Semivolatle Report SW846 Method 8270D
 Data file : /chem3/nt2.i/20090619.b/061905.d
 Lab Smp Id: PB63I Client Smp ID: 3SED10-C
 Inj Date : 19-JUN-2009 15:08
 Operator : VTS Inst ID: nt2.i
 Smp Info : PB63I,3
 Misc Info : 09-12950
 Comment :
 Method : /chem3/nt2.i/20090619.b/SIMABN.m
 Meth Date : 19-Jun-2009 12:51 peter Quant Type: ISTD
 Cal Date : 11-MAY-2009 13:57 Cal File: ic051104.d
 Als bottle: 5
 Dil Factor: 3.00000
 Integrator: HP RTE Compound Sublist: wind.sub
 Target Version: 3.50
 Processing Host: cserv3

Concentration Formula: Amt * DF * Vt/(Ws * (100 - M)/100) * CpndVariable

Name	Value	Description
DF	3.00000	Dilution Factor
Vt	1000.00000	Volume of final extract (uL)
Ws	27.40000	Weight of sample extracted (g)
M	39.70000	% Moisture

Cpnd Variable

Local Compound Variable

Compounds	QUANT SIG	RT	EXP RT	REL RT	RESPONSE	CONCENTRATIONS	
						ON-COLUMN (ug/mL)	FINAL (ug/kg)
\$ 1 2-Fluorophenol	112	5.008	4.982	(0.733)	66365	0.90888	165.0
\$ 2 Phenol-d5	99	6.507	6.462	(0.952)	89499	0.92566	168.1
3 Phenol	94	6.519	6.474	(0.954)	7121	0.05522	10.03 (M)
\$ 5 2-Chlorophenol-d4	132	6.554	6.543	(0.959)	77595	1.19421	216.8
7 1,3-Dichlorobenzene	146	Compound Not Detected.					
* 8 1,4-Dichlorobenzene-d4	152	6.835	6.818	(1.000)	122218	2.00000	
9 1,4-Dichlorobenzene	146	Compound Not Detected.					
\$ 10 1,2-Dichlorobenzene-d4	152	7.112	7.112	(1.040)	27271	0.58732	106.6
11 Benzyl alcohol	79	Compound Not Detected.					
12 1,2-Dichlorobenzene	146	Compound Not Detected.					
13 2-Methylphenol	108	Compound Not Detected.					
15 4-Methylphenol	108	7.607	7.608	(1.113)	22499	0.28218	51.24
16 N-Nitroso-di-n-propylamine	70	Compound Not Detected.					
\$ 18 Nitrobenzene-d5	82	7.731	7.716	(0.878)	59147	0.61207	111.1
22 2,4-Dimethylphenol	107	Compound Not Detected.					

Compounds	QUANT SIG MASS	RT	EXP RT	REL RT	RESPONSE	CONCENTRATIONS	
						ON-COLUMN (ug/mL)	FINAL (ug/kg)
26 1,2,4-Trichlorobenzene	180						
* 27 Naphthalene-d8	136	8.806	8.804	(1.000)	355987	2.00000	
30 Hexachlorobutadiene	225						
\$ 36 2-Fluorobiphenyl	172	10.592	10.593	(0.912)	86436	0.68964	125.2
39 Dimethylphthalate	163						
* 42 Acenaphthene-d10	162	11.613	11.614	(1.000)	175685	2.00000	
50 Diethylphthalate	149	12.463	12.462	(1.073)	20073	0.14988	27.21
54 N-Nitrosodiphenylamine	169						
\$ 55 2,4,6-Tribromophenol	330	12.892	12.890	(0.924)	18088	1.20159	218.2
57 Hexachlorobenzene	284						
58 Pentachlorophenol	266	13.791	13.776	(0.989)	1668	0.07788	14.14
* 59 Phenanthrene-d10	188	13.945	13.930	(1.000)	318448	2.00000	
\$ 66 Terphenyl-d14	244	16.579	16.578	(0.912)	65184	0.96936	176.0
67 Butylbenzylphthalate	149	17.469	17.468	(0.961)	4392	0.05223	9.484
* 69 Chrysene-d12	240	18.184	18.183	(1.000)	216171	2.00000	
* 77 Perylene-d12	264	20.307	20.306	(1.000)	154448	2.00000	
79 Dibenzo(a,h)anthracene	278	21.677	21.676	(1.067)	30340	0.42293	76.79
90 N-Nitrosodimethylamine	74						

QC Flag Legend

M - Compound response manually integrated.

Analytical Resources, Inc.

INTERNAL STANDARD COMPOUNDS
 AREA AND RT SUMMARY

Instrument ID: nt2.i
 Lab File ID: 061905.d
 Lab Smp Id: PB63I
 Analysis Type: SV
 Quant Type: ISTD
 Operator: VTS
 Method File: /chem3/nt2.i/20090619.b/SIMABN.m
 Misc Info: 09-12950

Calibration Date: 19-JUN-2009
 Calibration Time: 11:36
 Client Smp ID: 3SED10-C
 Level: LOW
 Sample Type: Sediment

Test Mode:
 Use Initial Calibration Level 4.

COMPOUND	STANDARD	AREA LIMIT		SAMPLE	%DIFF
		LOWER	UPPER		
8 1,4-Dichlorobenze	119785	59892	239570	122218	2.03
27 Naphthalene-d8	372217	186108	744434	355987	-4.36
42 Acenaphthene-d10	182713	91356	365426	175685	-3.85
59 Phenanthrene-d10	286879	143440	573758	318448	11.00
69 Chrysene-d12	251912	125956	503824	216171	-14.19
77 Perylene-d12	231524	115762	463048	154448	-33.29

COMPOUND	STANDARD	RT LIMIT		SAMPLE	%DIFF
		LOWER	UPPER		
8 1,4-Dichlorobenze	6.82	6.32	7.32	6.84	0.25
27 Naphthalene-d8	8.80	8.30	9.30	8.81	0.02
42 Acenaphthene-d10	11.61	11.11	12.11	11.61	-0.01
59 Phenanthrene-d10	13.93	13.43	14.43	13.94	0.11
69 Chrysene-d12	18.18	17.68	18.68	18.18	0.01
77 Perylene-d12	20.31	19.81	20.81	20.31	0.01

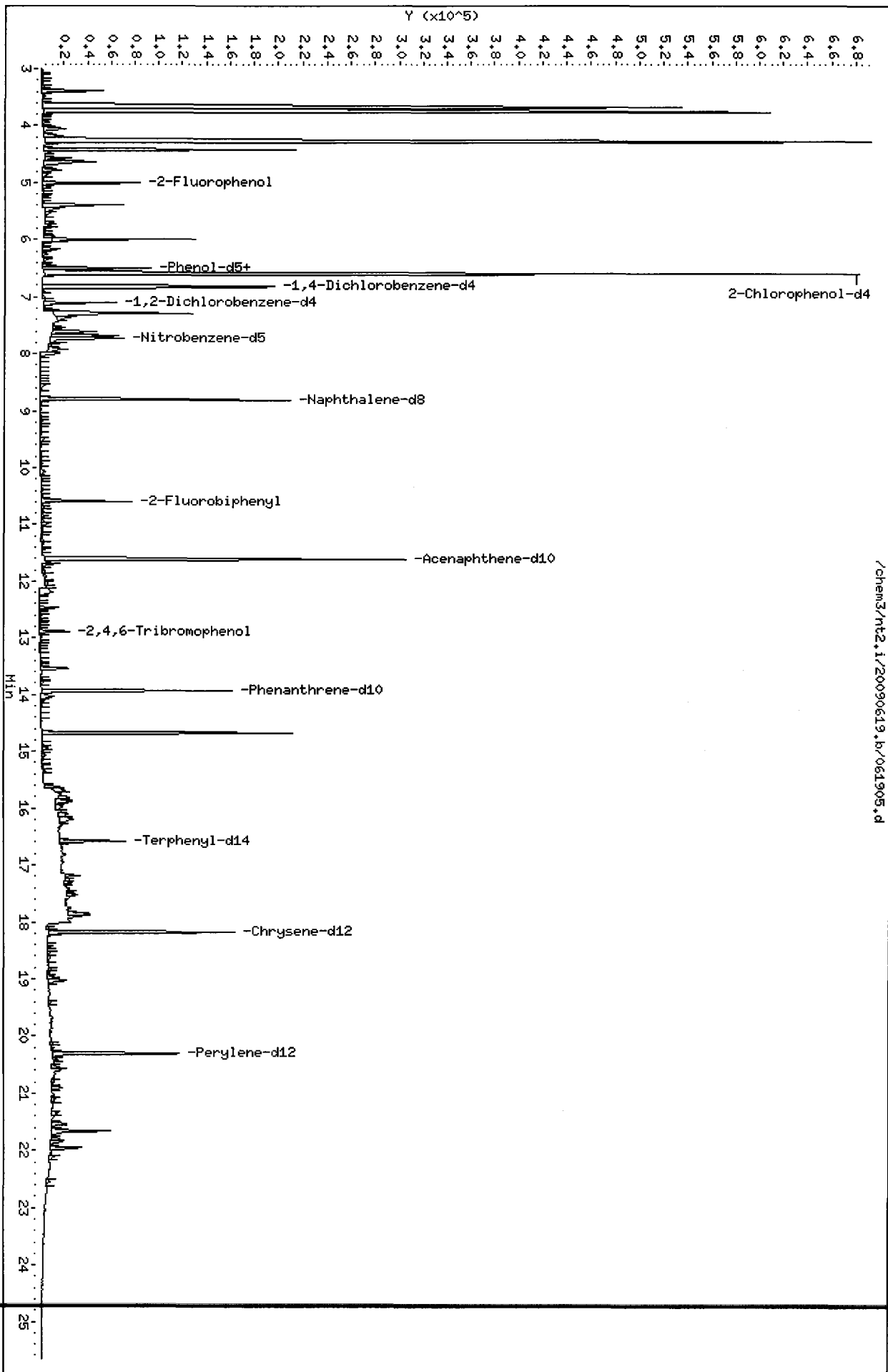
AREA UPPER LIMIT = +100% of internal standard area.
 AREA LOWER LIMIT = - 50% of internal standard area.
 RT UPPER LIMIT = + 0.50 minutes of internal standard RT.
 RT LOWER LIMIT = - 0.50 minutes of internal standard RT.

Analytical Resources, Inc.

RECOVERY REPORT

Client Name: ESC	Client SDG: PB63
Sample Matrix: SOLID	Fraction: SV
Lab Smp Id: PB63I	Client Smp ID: 3SED10-C
Level: LOW	Operator: VTS
Data Type: MS DATA	SampleType: SAMPLE
SpikeList File: wind.spk	Quant Type: ISTD
Sublist File: wind.sub	
Method File: /chem3/nt2.i/20090619.b/SIMABN.m	
Misc Info: 09-12950	

SURROGATE COMPOUND	CONC ADDED ug/kg	CONC RECOVERED ug/kg	% RECOVERED	LIMITS
\$ 1 2-Fluorophenol	227.0	165.0	72.71	30-160
\$ 2 Phenol-d5	227.0	168.1	74.05	30-160
\$ 5 2-Chlorophenol-d4	227.0	216.8	95.54	30-160
\$ 10 1,2-Dichlorobenzen	151.3	106.6	70.48	30-160
\$ 18 Nitrobenzene-d5	151.3	111.1	73.45	30-160
\$ 36 2-Fluorobiphenyl	151.3	125.2	82.76	30-160
\$ 55 2,4,6-Tribromophen	227.0	218.2	96.13	30-160
\$ 66 Terphenyl-d14	151.3	176.0	116.32	30-160



Date : 19-JUN-2009 15:08

Client ID: 3SED10-C

Instrument: nt2.i

Sample Info: PB631,3

Volume Injected (uL): 2.0

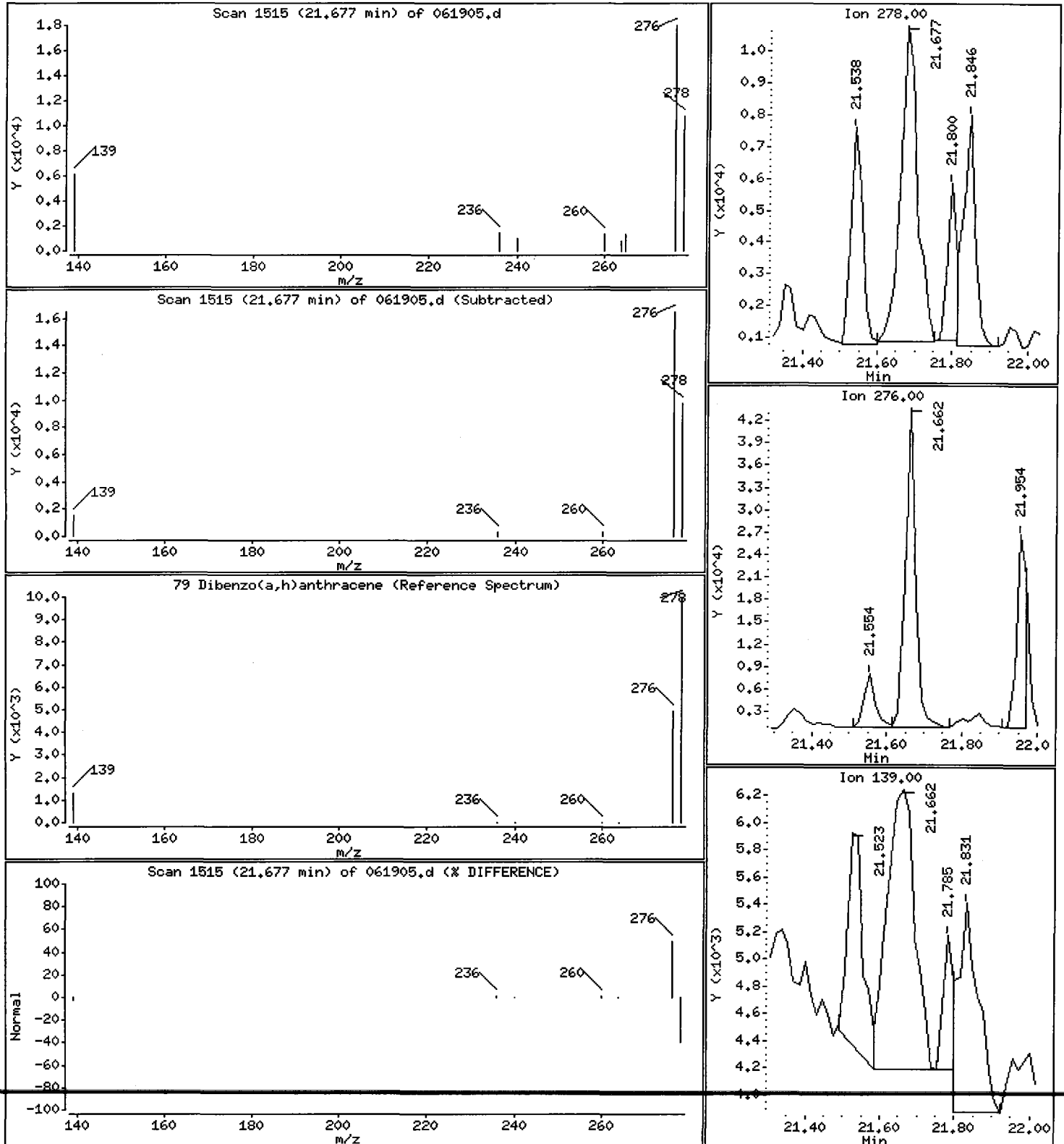
Operator: VTS

Column phase: ZB-5

Column diameter: 0.32

79 Dibenzo(a,h)anthracene

Concentration: 76.79 ug/kg



SIM Semivolatile Analysis
Standard Raw Data

prepared
for

ENVIROMENTAL SCIENCE CORP.

Project: JELD-WEN NORD DOOR, 008.0228.00017

ARI JOB NO: PB63

prepared
by

Analytical Resources, Inc.

6B
SEMIVOLATILE 8270-D INITIAL CALIBRATION DATA

Lab Name: ANALYTICAL RESOURCES, INC

Client: ESC

ARI Job No: PB63

Project: JELD-WEN NORD DOOR

Instrument ID: NT2

Calibration Date: 05/11/09

LAB FILE ID:	RRF0.1=IC051103	RRF0.5=IC051105	RRF1 =IC051106
	RRF2.5=IC051101	RRF5 =IC051104	RRF10 =IC051102

COMPOUND	RRF 0.1	RRF 0.5	RRF 1	RRF 2.5	RRF 5	RRF 10	RRF	%RSD /R ²
Phenol	2.353	2.037	2.060	2.128	2.145	1.938	2.110	6.6
1,3-Dichlorobenzene	1.635	1.396	1.436	1.439	1.372	1.200	1.413	9.9
1,4-Dichlorobenzene	1.700	1.430	1.435	1.442	1.460	1.325	1.465	8.5
1,2-Dichlorobenzene	1.542	1.305	1.314	1.293	1.288	1.175	1.320	9.1
Benzyl alcohol	1.549	1.275	1.325	1.467	1.240	1.241	1.350	9.6
2-Methylphenol	1.371	1.247	1.276	1.319	1.278	1.166	1.276	5.4
N-Nitroso-di-n-propylamine	1.410	1.185	1.203	1.226	1.197	1.102	1.220	8.3
4-Methylphenol	1.337	1.246	1.290	1.344	1.392	1.219	1.305	5.0
2,4-Dimethylphenol	0.506	0.510	0.526	0.508	0.480	0.419	0.492	7.8
1,2,4-Trichlorobenzene	0.361	0.299	0.313	0.277	0.315	0.301	0.311	9.1
Hexachlorobutadiene	0.192	0.160	0.162	0.150	0.160	0.148	0.162	9.8
Dimethylphthalate	1.600	1.423	1.536	1.485	1.486	1.445	1.496	4.3
Diethylphthalate	1.651	1.442	1.505	1.520	1.569	1.461	1.525	5.0
N-Nitrosodiphenylamine (1)	0.623	0.564	0.601	0.626	0.626	0.562	0.600	5.0
Hexachlorobenzene	0.246	0.210	0.216	0.223	0.220	0.199	0.219	7.3
Pentachlorophenol	0.130	0.117	0.130	0.136	0.153	0.141	0.134	9.0
Butylbenzylphthalate	0.801	0.722	0.772	0.795	0.817	0.761	0.778	4.4
Dibenzo(a,h)anthracene	0.854	0.920	0.971	0.907	1.004	0.918	0.929	5.6
N-Nitrosodimethylamine		0.922	0.938	0.995	0.978	0.887	0.944	4.6
2-Fluorophenol		1.166	1.210	1.235	1.239	1.124	1.195	4.1
Phenol-d5		1.545	1.564	1.654	1.649	1.499	1.582	4.3
2-Chlorophenol-d4		1.043	1.065	1.094	1.108	1.006	1.063	3.9
1,2-Dichlorobenzene-d4		0.765	0.763	0.761	0.786	0.725	0.760	2.9
Nitrobenzene-d5		0.547	0.567	0.529	0.551	0.519	0.543	3.5
2-Fluorobiphenyl		1.367	1.428	1.439	1.460	1.440	1.427	2.5
2,4,6-Tribromophenol		0.086	0.095	0.098	0.100	0.094	0.095	5.6
Terphenyl-d14		0.592	0.624	0.632	0.657	0.605	0.622	4.0

(1) Cannot be separated from Diphenylamine
 <- Outside QC limits: %RSD <20% or R² > 0.990

Analytical Resources, Inc.

INITIAL CALIBRATION DATA

Start Cal Date : 11-MAY-2009 12:17
 End Cal Date : 11-MAY-2009 15:06
 Quant Method : ISTD
 Origin : Disabled
 Target Version : 3.50
 Integrator : HP RTE
 Method file : /chem3/nt2.i/20090511.b/SIMABN.m
 Cal Date : 12-May-2009 15:30 peter
 Curve Type : Average

Calibration File Names:

Level 1: /chem3/nt2.i/20090511.b/ic051103.d
 Level 2: /chem3/nt2.i/20090511.b/ic051105.d
 Level 3: /chem3/nt2.i/20090511.b/ic051106.d
 Level 4: /chem3/nt2.i/20090511.b/ic051101.d
 Level 5: /chem3/nt2.i/20090511.b/ic051104.d
 Level 6: /chem3/nt2.i/20090511.b/ic051102.d

Compound	0.10000 Level 1	0.50000 Level 2	1.000 Level 3	2.500 Level 4	5.000 Level 5	10.000 Level 6	RRF	% RSD
138 Chlorobenzilate	++++	++++	++++	++++	++++	++++	++++	++++
139 Isodrin	++++	++++	++++	++++	++++	++++	++++	++++
140 Diallate A	++++	++++	++++	++++	++++	++++	++++	++++
141 Diallate B	++++	++++	++++	++++	++++	++++	++++	++++
142 1,2-Dibromo-3-Chloropropane	++++	++++	++++	++++	++++	++++	++++	++++
135 2,3,5,6-Tetrachlorophenol	++++	++++	++++	++++	++++	++++	++++	++++
136 2,3,4,5-tetrachlorophenol	++++	++++	++++	++++	++++	++++	++++	++++
137 NewCpnd_131	++++	++++	++++	++++	++++	++++	++++	++++
133 Butylatedhydroxytoluene	++++	++++	++++	++++	++++	++++	++++	++++
132 3,6-Dimethylphenanthrene	++++	++++	++++	++++	++++	++++	++++	++++
131 1-Methylphenanthrene	++++	++++	++++	++++	++++	++++	++++	++++
146 Benzo(j)fluoranthene	++++	++++	++++	++++	++++	++++	++++	++++
130 Dibenzothiophene	++++	++++	++++	++++	++++	++++	++++	++++
129 1-Methylfluorene	++++	++++	++++	++++	++++	++++	++++	++++
128 N-Hexadecane	++++	++++	++++	++++	++++	++++	++++	++++
127 2-Isopropyl-naphthalene	++++	++++	++++	++++	++++	++++	++++	++++
126 N-Tetradecane	++++	++++	++++	++++	++++	++++	++++	++++
144 alpha-Terpineol	++++	++++	++++	++++	++++	++++	++++	++++
125 Safrole	++++	++++	++++	++++	++++	++++	++++	++++
124 3,4-Dimethylphenol	++++	++++	++++	++++	++++	++++	++++	++++
123 Acetophenone	++++	++++	++++	++++	++++	++++	++++	++++

Analytical Resources, Inc.

INITIAL CALIBRATION DATA

Start Cal Date : 11-MAY-2009 12:17
 End Cal Date : 11-MAY-2009 15:06
 Quant Method : ISTD
 Origin : Disabled
 Target Version : 3.50
 Integrator : HP RTE
 Method file : /chem3/nt2.i/20090511.b/SIMABN.m
 Cal Date : 12-May-2009 15:30 peter
 Curve Type : Average

Compound	0.10000 Level 1	0.50000 Level 2	1.000 Level 3	2.500 Level 4	5.000 Level 5	10.000 Level 6	RRF	% RSD
122 Furfuraldehyde	+++++	+++++	+++++	+++++	+++++	+++++	+++++	+++++
143 1,4-Dioxane	+++++	+++++	+++++	+++++	+++++	+++++	+++++	+++++
121 Quinoline	+++++	+++++	+++++	+++++	+++++	+++++	+++++	+++++
120 2,3,4,6-Tetrachlorophenol	+++++	+++++	+++++	+++++	+++++	+++++	+++++	+++++
119 7,12-Dimethylbenz(a)anthracen	+++++	+++++	+++++	+++++	+++++	+++++	+++++	+++++
118 Triphenyl Phosphate	+++++	+++++	+++++	+++++	+++++	+++++	+++++	+++++
117 Butyl Diphenyl Phosphate	+++++	+++++	+++++	+++++	+++++	+++++	+++++	+++++
116 Dibutyl Phenyl Phosphate	+++++	+++++	+++++	+++++	+++++	+++++	+++++	+++++
115 Tributyl Phosphate	+++++	+++++	+++++	+++++	+++++	+++++	+++++	+++++
114 Beta-Pinene	+++++	+++++	+++++	+++++	+++++	+++++	+++++	+++++
113 Diphenyl Oxide	+++++	+++++	+++++	+++++	+++++	+++++	+++++	+++++
112 Biphenyl	+++++	+++++	+++++	+++++	+++++	+++++	+++++	+++++
111 Azobenzene (1,2-DP-Hydrazine)	+++++	+++++	+++++	+++++	+++++	+++++	+++++	+++++
110 Tetrachloroguaiacol	+++++	+++++	+++++	+++++	+++++	+++++	+++++	+++++
109 3,4,5-Trichloroguaiacol	+++++	+++++	+++++	+++++	+++++	+++++	+++++	+++++
108 4,5,6-Trichloroguaiacol	+++++	+++++	+++++	+++++	+++++	+++++	+++++	+++++
107 4,5-Dichloro-2-Methoxyphenol	+++++	+++++	+++++	+++++	+++++	+++++	+++++	+++++
106 Guaiacol	+++++	+++++	+++++	+++++	+++++	+++++	+++++	+++++
105 1-methylnaphthalene	+++++	+++++	+++++	+++++	+++++	+++++	+++++	+++++
3 Phenol	2.35301	2.03667	2.06053	2.12757	2.14478	1.93806	2.11010	6.633
4 Bis(2-Chloroethyl)ether	+++++	+++++	+++++	+++++	+++++	+++++	+++++	+++++
6 2-Chlorophenol	+++++	+++++	+++++	+++++	+++++	+++++	+++++	+++++
7 1,3-Dichlorobenzene	1.63523	1.39646	1.43645	1.43894	1.37151	1.20033	1.41315	9.899
9 1,4-Dichlorobenzene	1.70034	1.42967	1.43495	1.44243	1.46013	1.32481	1.46539	8.508
11 Benzyl alcohol	1.54915	1.27504	1.32502	1.46708	1.24036	1.24076	1.34957	9.579
12 1,2-Dichlorobenzene	1.54213	1.30542	1.31407	1.29282	1.28767	1.17543	1.31959	9.111
13 2-Methylphenol	1.37123	1.24700	1.27565	1.31896	1.27800	1.16626	1.27618	5.406
14 2,2'-oxybis(1-Chloropropane)	+++++	+++++	+++++	+++++	+++++	+++++	+++++	+++++
15 4-Methylphenol	1.33720	1.24574	1.29031	1.34426	1.39220	1.21896	1.30478	5.004

Analytical Resources, Inc.

INITIAL CALIBRATION DATA

Start Cal Date : 11-MAY-2009 12:17
 End Cal Date : 11-MAY-2009 15:06
 Quant Method : ISTD
 Origin : Disabled
 Target Version : 3.50
 Integrator : HP RTE
 Method file : /chem3/nt2.i/20090511.b/SIMABN.m
 Cal Date : 12-May-2009 15:30 peter
 Curve Type : Average

Compound	0.10000 Level 1	0.50000 Level 2	1.000 Level 3	2.500 Level 4	5.000 Level 5	10.000 Level 6	RRF	% RSD
16 N-Nitroso-di-n-propylamine	1.40958	1.18482	1.20306	1.22582	1.19733	1.10244	1.22051	8.342
17 Hexachloroethane	+++++	+++++	+++++	+++++	+++++	+++++	+++++	+++++
19 Nitrobenzene	+++++	+++++	+++++	+++++	+++++	+++++	+++++	+++++
20 Isophorone	+++++	+++++	+++++	+++++	+++++	+++++	+++++	+++++
21 2-Nitrophenol	+++++	+++++	+++++	+++++	+++++	+++++	+++++	+++++
22 2,4-Dimethylphenol	0.50635	0.51022	0.52552	0.50767	0.48049	0.41874	0.49150	7.830
23 Bis(2-Chloroethoxy)methane	+++++	+++++	+++++	+++++	+++++	+++++	+++++	+++++
24 Benzoic acid	+++++	+++++	+++++	+++++	+++++	+++++	+++++	+++++
25 2,4-Dichlorophenol	+++++	+++++	+++++	+++++	+++++	+++++	+++++	+++++
26 1,2,4-Trichlorobenzene	0.36148	0.29879	0.31308	0.27697	0.31541	0.30115	0.31115	9.063
28 Naphthalene	+++++	+++++	+++++	+++++	+++++	+++++	+++++	+++++
29 4-Chloroaniline	+++++	+++++	+++++	+++++	+++++	+++++	+++++	+++++
30 Hexachlorobutadiene	0.19228	0.15956	0.16164	0.15004	0.16014	0.14828	0.16199	9.790
31 4-Chloro-3-methylphenol	+++++	+++++	+++++	+++++	+++++	+++++	+++++	+++++
32 2-Methylnaphthalene	+++++	+++++	+++++	+++++	+++++	+++++	+++++	+++++
33 Hexachlorocyclopentadiene	+++++	+++++	+++++	+++++	+++++	+++++	+++++	+++++
34 2,4,6-Trichlorophenol	+++++	+++++	+++++	+++++	+++++	+++++	+++++	+++++
35 2,4,5-Trichlorophenol	+++++	+++++	+++++	+++++	+++++	+++++	+++++	+++++
37 2-Chloronaphthalene	+++++	+++++	+++++	+++++	+++++	+++++	+++++	+++++
38 2-Nitroaniline	+++++	+++++	+++++	+++++	+++++	+++++	+++++	+++++
39 Dimethylphthalate	1.60032	1.42290	1.53634	1.48470	1.48634	1.44517	1.49596	4.297
40 Acenaphthylene	+++++	+++++	+++++	+++++	+++++	+++++	+++++	+++++
41 2,6-Dinitrotoluene	+++++	+++++	+++++	+++++	+++++	+++++	+++++	+++++
43 3-Nitroaniline	+++++	+++++	+++++	+++++	+++++	+++++	+++++	+++++
44 Acenaphthene	+++++	+++++	+++++	+++++	+++++	+++++	+++++	+++++
45 2,4-Dinitrophenol	+++++	+++++	+++++	+++++	+++++	+++++	+++++	+++++
46 Dibenzofuran	+++++	+++++	+++++	+++++	+++++	+++++	+++++	+++++
47 4-Nitrophenol	+++++	+++++	+++++	+++++	+++++	+++++	+++++	+++++
48 2,4-Dinitrotoluene	+++++	+++++	+++++	+++++	+++++	+++++	+++++	+++++

Analytical Resources, Inc.

INITIAL CALIBRATION DATA

Start Cal Date : 11-MAY-2009 12:17
 End Cal Date : 11-MAY-2009 15:06
 Quant Method : ISTD
 Origin : Disabled
 Target Version : 3.50
 Integrator : HP RTE
 Method file : /chem3/nt2.i/20090511.b/SIMABN.m
 Cal Date : 12-May-2009 15:30 peter
 Curve Type : Average

Compound	0.10000 Level 1	0.50000 Level 2	1.000 Level 3	2.500 Level 4	5.000 Level 5	10.000 Level 6	RRF	% RSD
49 Fluorene	+++++	+++++	+++++	+++++	+++++	+++++	+++++	+++++
50 Diethylphthalate	1.65080	1.44187	1.50543	1.52017	1.56866	1.46111	1.52467	5.006
51 4-Chlorophenyl-phenylether	+++++	+++++	+++++	+++++	+++++	+++++	+++++	+++++
52 4-Nitroaniline	+++++	+++++	+++++	+++++	+++++	+++++	+++++	+++++
53 4,6-Dinitro-2-methylphenol	+++++	+++++	+++++	+++++	+++++	+++++	+++++	+++++
54 N-Nitrosodiphenylamine	0.62299	0.56426	0.60117	0.62620	0.62573	0.56229	0.60044	5.038
56 4-Bromophenyl-phenylether	+++++	+++++	+++++	+++++	+++++	+++++	+++++	+++++
57 Hexachlorobenzene	0.24604	0.20958	0.21560	0.22295	0.21951	0.19869	0.21873	7.255
58 Pentachlorophenol	0.13018	0.11686	0.12984	0.13631	0.15302	0.14091	0.13452	9.038
60 Phenanthrene	+++++	+++++	+++++	+++++	+++++	+++++	+++++	+++++
61 Anthracene	+++++	+++++	+++++	+++++	+++++	+++++	+++++	+++++
62 Carbazole	+++++	+++++	+++++	+++++	+++++	+++++	+++++	+++++
63 Di-n-butylphthalate	+++++	+++++	+++++	+++++	+++++	+++++	+++++	+++++
64 Fluoranthene	+++++	+++++	+++++	+++++	+++++	+++++	+++++	+++++
65 Pyrene	+++++	+++++	+++++	+++++	+++++	+++++	+++++	+++++
67 Butylbenzylphthalate	0.80126	0.72179	0.77155	0.79544	0.81697	0.76078	0.77797	4.401
68 Benzo(a)anthracene	+++++	+++++	+++++	+++++	+++++	+++++	+++++	+++++
70 3,3'-Dichlorobenzidine	+++++	+++++	+++++	+++++	+++++	+++++	+++++	+++++
71 Chrysene	+++++	+++++	+++++	+++++	+++++	+++++	+++++	+++++
72 bis(2-Ethylhexyl)phthalate	+++++	+++++	+++++	+++++	+++++	+++++	+++++	+++++
73 Di-n-octylphthalate	+++++	+++++	+++++	+++++	+++++	+++++	+++++	+++++
74 Benzo(b)fluoranthene	+++++	+++++	+++++	+++++	+++++	+++++	+++++	+++++
75 Benzo(k)fluoranthene	+++++	+++++	+++++	+++++	+++++	+++++	+++++	+++++
76 Benzo(a)pyrene	+++++	+++++	+++++	+++++	+++++	+++++	+++++	+++++
78 Indeno(1,2,3-cd)pyrene	+++++	+++++	+++++	+++++	+++++	+++++	+++++	+++++
79 Dibenzo(a,h)anthracene	0.85393	0.91963	0.97068	0.90737	1.00387	0.91826	0.92895	5.624
80 Benzo(g,h,i)perylene	+++++	+++++	+++++	+++++	+++++	+++++	+++++	+++++
90 N-Nitrosodimethylamine	+++++	0.92218	0.93790	0.99482	0.97791	0.88725	0.94401	4.577
91 Aniline	+++++	+++++	+++++	+++++	+++++	+++++	+++++	+++++

Analytical Resources, Inc.

INITIAL CALIBRATION DATA

Start Cal Date : 11-MAY-2009 12:17
 End Cal Date : 11-MAY-2009 15:06
 Quant Method : ISTD
 Origin : Disabled
 Target Version : 3.50
 Integrator : HP RTE
 Method file : /chem3/nt2.i/20090511.b/SIMABN.m
 Cal Date : 12-May-2009 15:30 peter
 Curve Type : Average

Compound	0.10000 Level 1	0.50000 Level 2	1.000 Level 3	2.500 Level 4	5.000 Level 5	10.000 Level 6	RRF	% RSD
92 1,2-Diphenylhydrazine	++++	++++	++++	++++	++++	++++	++++	++++
93 Benzidine	++++	++++	++++	++++	++++	++++	++++	++++
96 p-Cymene	++++	++++	++++	++++	++++	++++	++++	++++
97 Caffeine	++++	++++	++++	++++	++++	++++	++++	++++
98 Retene	++++	++++	++++	++++	++++	++++	++++	++++
99 Perylene	++++	++++	++++	++++	++++	++++	++++	++++
100 3-beta-Coprostanol	++++	++++	++++	++++	++++	++++	++++	++++
101 Cholesterol	++++	++++	++++	++++	++++	++++	++++	++++
102 beta-Sitosterol	++++	++++	++++	++++	++++	++++	++++	++++
103 Pyridine	++++	++++	++++	++++	++++	++++	++++	++++

\$ 1 2-Fluorophenol	++++	1.16624	1.21032	1.23485	1.23939	1.12366	1.19489	4.123
\$ 145 d8-1,4-Dioxane	++++	++++	++++	++++	++++	++++	++++	++++
\$ 2 Phenol-d5	++++	1.54477	1.56457	1.65376	1.64882	1.49908	1.58220	4.261
\$ 5 2-Chlorophenol-d4	++++	1.04320	1.06495	1.09409	1.10852	1.00564	1.06328	3.856
\$ 10 1,2-Dichlorobenzene-d4	++++	0.76472	0.76331	0.76086	0.78564	0.72467	0.75984	2.898
\$ 18 Nitrobenzene-d5	++++	0.54750	0.56702	0.52950	0.55120	0.51935	0.54291	3.453
\$ 36 2-Fluorobiphenyl	++++	1.36728	1.42789	1.43887	1.45990	1.44013	1.42681	2.469
\$ 55 2,4,6-Tribromophenol	++++	0.08607	0.09523	0.09767	0.10011	0.09364	0.09454	5.643
\$ 66 Terphenyl-d14	++++	0.59221	0.62424	0.63231	0.65665	0.60530	0.62214	4.001
\$ 85 p-Cresol-d4	++++	++++	++++	++++	++++	++++	++++	++++
\$ 86 Anthracene-d10	++++	++++	++++	++++	++++	++++	++++	++++
\$ 87 Fluoranthene-d10	++++	++++	++++	++++	++++	++++	++++	++++
\$ 88 Dibenz(a,h)anthracene-d14	++++	++++	++++	++++	++++	++++	++++	++++
\$ 89 Diphenyl-d10	++++	++++	++++	++++	++++	++++	++++	++++
\$ 95 D10-1-methylnaphthalene	++++	++++	++++	++++	++++	++++	++++	++++

Analytical Resources, Inc.

Semivolatile Report SW846 Method 8270D

Data file : /chem3/nt2.i/20090511.b/ic051101.d
 Lab Smp Id: ABN 2.5
 Inj Date : 11-MAY-2009 12:17
 Operator : VTS
 Smp Info : ABN 2.5
 Misc Info :
 Comment :
 Method : /chem3/nt2.i/20090511.b/SIMABN.m
 Meth Date : 12-May-2009 15:55 peter
 Cal Date : 11-MAY-2009 13:57
 Als bottle: 1
 Dil Factor: 1.00000
 Integrator: HP RTE
 Target Version: 3.50
 Processing Host: cserv3

Inst ID: nt2.i
 Quant Type: ISTD
 Cal File: ic051104.d
 Calibration Sample, Level: 4
 Compound Sublist: wind.sub

Concentration Formula: Amt * DF * Vt/(Ws * (100 - M)/100) * CpndVariable

Name	Value	Description
DF	1.00000	Dilution Factor
Vt	1000.00000	Volume of final extract (uL)
Ws	16.00000	Weight of sample extracted (g)
M	0.00000	% Moisture

Cpnd Variable

Local Compound Variable

Compounds	QUANT SIG	RT	EXP RT	REL RT	RESPONSE	AMOUNTS	
						CAL-AMT (ug/mL)	ON-COL (ug/mL)
\$ 1 2-Fluorophenol	112	6.027	6.036	(0.764)	184895	2.50000	2.584
\$ 2 Phenol-d5	99	7.427	7.612	(0.942)	247619	2.50000	2.613
3 Phenol	94	7.438	7.439	(0.943)	318564	2.50000	2.521
\$ 5 2-Chlorophenol-d4	132	7.588	7.624	(0.962)	163819	2.50000	2.572
7 1,3-Dichlorobenzene	146	7.815	7.816	(0.991)	215454	2.50000	2.546
* 8 1,4-Dichlorobenzene-d4	152	7.885	7.885	(1.000)	119785	2.00000	
9 1,4-Dichlorobenzene	146	7.902	7.902	(1.002)	215977	2.50000	2.461
\$ 10 1,2-Dichlorobenzene-d4	152	8.161	8.179	(1.035)	113925	2.50000	2.503
11 Benzyl alcohol	79	8.127	8.127	(1.031)	1098339	12.5000	13.59
12 1,2-Dichlorobenzene	146	8.179	8.179	(1.037)	193575	2.50000	2.449
13 2-Methylphenol	108	8.346	8.346	(1.059)	197489	2.50000	2.584
15 4-Methylphenol	108	8.577	8.577	(1.088)	201277	2.50000	2.576
16 N-Nitroso-di-n-propylamine	70	8.577	8.577	(1.088)	183544	2.50000	2.511
\$ 18 Nitrobenzene-d5	82	8.762	8.669	(0.887)	246361	2.50000	2.438

Compounds	QUANT SIG			AMOUNTS			
	MASS	RT	EXP RT	REL RT	RESPONSE	CAL-AMT (ug/mL)	ON-COL (ug/mL)
22 2,4-Dimethylphenol	107	9.400	9.398	(0.951)	236204	2.50000	2.582
26 1,2,4-Trichlorobenzene	180	9.822	9.840	(0.994)	128867	2.50000	2.225
* 27 Naphthalene-d8	136	9.880	9.878	(1.000)	372217	2.00000	(M)
30 Hexachlorobutadiene	225	10.226	10.243	(1.035)	69811	2.50000	2.316
\$ 36 2-Fluorobiphenyl	172	11.662	11.662	(0.917)	328626	2.50000	2.521
39 Dimethylphthalate	163	12.371	12.371	(0.973)	339092	2.50000	2.481
* 42 Acenaphthene-d10	162	12.717	12.717	(1.000)	182713	2.00000	
50 Diethylphthalate	149	13.528	13.528	(1.064)	347193	2.50000	2.493
54 N-Nitrosodiphenylamine	169	13.806	13.805	(0.915)	224553	2.50000	2.607
\$ 55 2,4,6-Tribromophenol	330	14.015	14.014	(0.929)	35024	2.50000	2.583
57 Hexachlorobenzene	284	14.629	14.628	(0.969)	79951	2.50000	2.548
58 Pentachlorophenol	266	14.906	14.905	(0.988)	244403	12.50000	12.67
* 59 Phenanthrene-d10	188	15.091	15.090	(1.000)	286879	2.00000	
\$ 66 Terphenyl-d14	244	17.735	17.736	(0.914)	199107	2.50000	2.541
67 Butylbenzylphthalate	149	18.603	18.603	(0.958)	250477	2.50000	2.556
* 69 Chrysene-d12	240	19.413	19.414	(1.000)	251912	2.00000	
* 77 Perylene-d12	264	21.583	21.568	(1.000)	231524	2.00000	
79 Dibenzo(a,h)anthracene	278	23.230	23.230	(1.076)	262596	2.50000	2.442
90 N-Nitrosodimethylamine	74	3.882	3.891	(0.492)	148955	2.50000	2.635

QC Flag Legend

M - Compound response manually integrated.

Analytical Resources, Inc.

INTERNAL STANDARD COMPOUNDS
 AREA AND RT SUMMARY

Instrument ID: nt2.i
 Lab File ID: ic051101.d
 Lab Smp Id: ABN 2.5
 Analysis Type: SV
 Quant Type: ISTD
 Operator: VTS
 Method File: /chem3/nt2.i/20090511.b/SIMABN.m
 Misc Info:

Calibration Date: 11-MAY-2009
 Calibration Time: 15:40


Level: LOW
 Sample Type: SOIL

Test Mode: Use Initial Calibration Level 4.

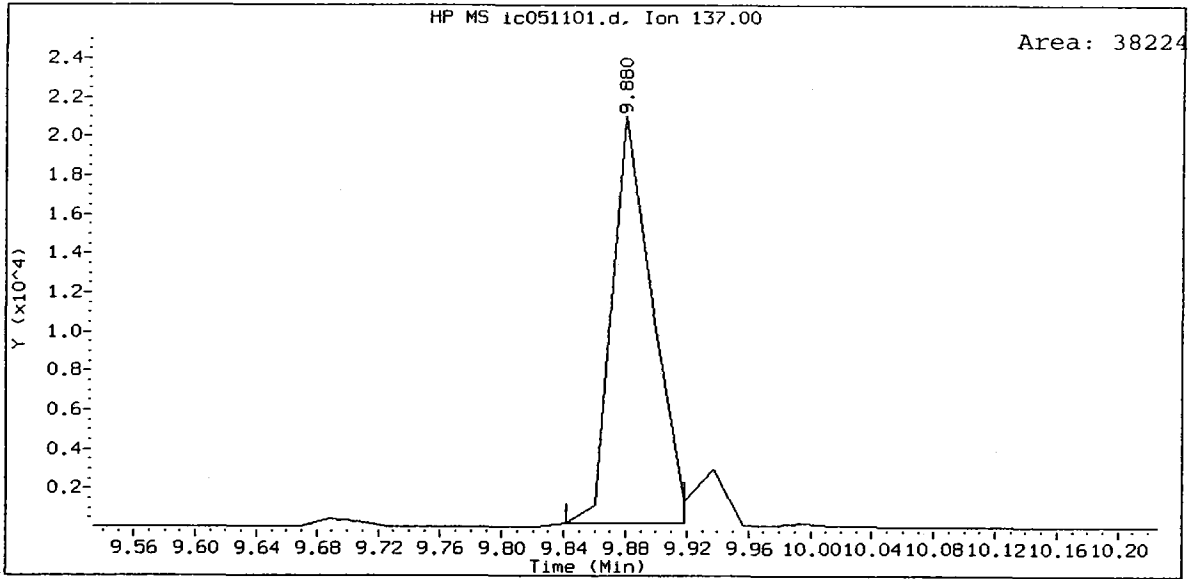
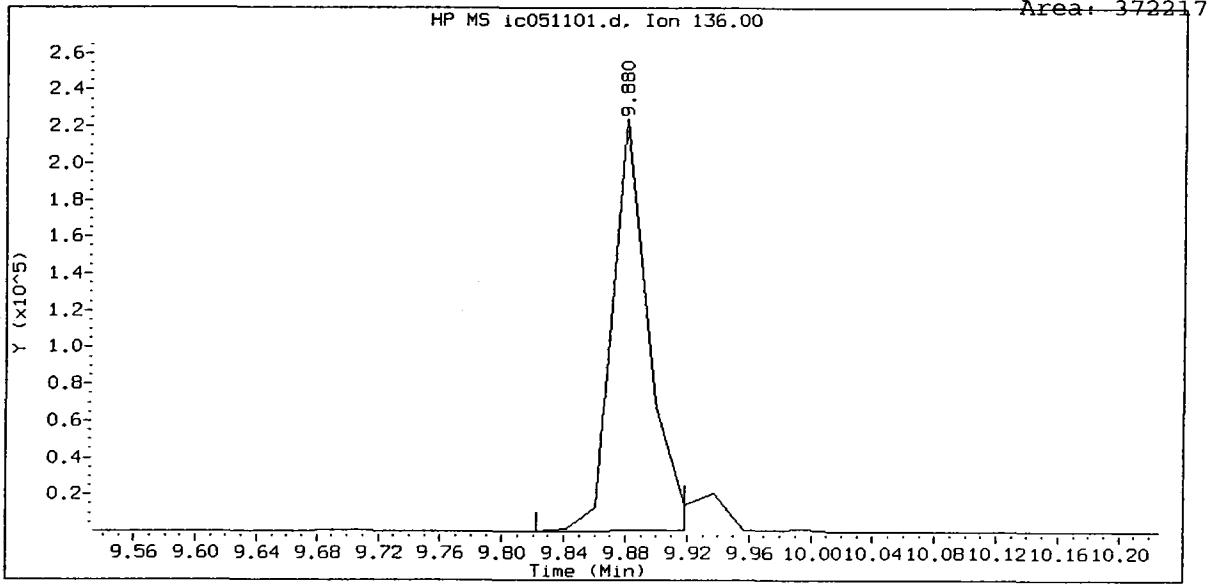
COMPOUND	STANDARD	AREA LIMIT		SAMPLE	%DIFF
		LOWER	UPPER		
8 1,4-Dichlorobenze	119785	59892	239570	119785	0.00
27 Naphthalene-d8	372217	186108	744434	372217	0.00
42 Acenaphthene-d10	182713	91356	365426	182713	0.00
59 Phenanthrene-d10	286879	143440	573758	286879	0.00
69 Chrysene-d12	251912	125956	503824	251912	0.00
77 Perylene-d12	231524	115762	463048	231524	0.00

COMPOUND	STANDARD	RT LIMIT		SAMPLE	%DIFF
		LOWER	UPPER		
8 1,4-Dichlorobenze	7.88	7.38	8.38	7.88	0.00
27 Naphthalene-d8	9.88	9.38	10.38	9.88	0.02
42 Acenaphthene-d10	12.72	12.22	13.22	12.72	0.00
59 Phenanthrene-d10	15.09	14.59	15.59	15.09	0.01
69 Chrysene-d12	19.41	18.91	19.91	19.41	0.00
77 Perylene-d12	21.57	21.07	22.07	21.58	0.07

AREA UPPER LIMIT = +100% of internal standard area.
 AREA LOWER LIMIT = - 50% of internal standard area.
 RT UPPER LIMIT = + 0.50 minutes of internal standard RT.
 RT LOWER LIMIT = - 0.50 minutes of internal standard RT.



ABN 2.5, /chem3/nt2.i/20090511.b/ic051101.d
Naphthalene-d8 Amount: 2.00



Analytical Resources, Inc.

Semivolatile Report SW846 Method 8270D

Data file : /chem3/nt2.i/20090511.b/ic051102.d
 Lab Smp Id: ABN 10
 Inj Date : 11-MAY-2009 12:50
 Operator : VTS
 Smp Info : ABN 10
 Misc Info :
 Comment :
 Method : /chem3/nt2.i/20090511.b/SIMABN.m
 Meth Date : 12-May-2009 15:55 peter
 Cal Date : 11-MAY-2009 13:57
 Als bottle: 2
 Dil Factor: 1.00000
 Integrator: HP RTE
 Target Version: 3.50
 Processing Host: cserv3

Inst ID: nt2.i
 Quant Type: ISTD
 Cal File: ic051104.d
 Calibration Sample, Level: 6
 Compound Sublist: wind.sub

Concentration Formula: Amt * DF * Vt/(Ws * (100 - M)/100) * CpndVariable

Name	Value	Description
DF	1.00000	Dilution Factor
Vt	1000.00000	Volume of final extract (uL)
Ws	16.00000	Weight of sample extracted (g)
M	0.00000	% Moisture

Cpnd Variable

Local Compound Variable

Compounds	QUANT SIG			AMOUNTS			
	MASS	RT	EXP RT REL RT	RESPONSE	CAL-AMT (ug/mL)	ON-COL (ug/mL)	
\$ 1 2-Fluorophenol	112	6.028	6.036 (0.764)	920409	10.0000	9.404	
\$ 2 Phenol-d5	99	7.438	7.612 (0.943)	1227917	10.0000	9.475	
3 Phenol	94	7.449	7.439 (0.945)	1587495	10.0000	9.185	
\$ 5 2-Chlorophenol-d4	132	7.588	7.624 (0.962)	823732	10.0000	9.458	
7 1,3-Dichlorobenzene	146	7.816	7.816 (0.991)	983207	10.0000	8.494	
* 8 1,4-Dichlorobenzene-d4	152	7.885	7.885 (1.000)	163823	2.00000		
9 1,4-Dichlorobenzene	146	7.903	7.902 (1.002)	1085171	10.0000	9.041	
\$ 10 1,2-Dichlorobenzene-d4	152	8.179	8.179 (1.037)	593588	10.0000	9.537	
11 Benzyl alcohol	79	8.145	8.127 (1.033)	5081622	50.0000	45.97	
12 1,2-Dichlorobenzene	146	8.197	8.179 (1.039)	962815	10.0000	8.908	
13 2-Methylphenol	108	8.362	8.346 (1.060)	955300	10.0000	9.139	
15 4-Methylphenol	108	8.577	8.577 (1.088)	998466	10.0000	9.342	
16 N-Nitroso-di-n-propylamine	70	8.593	8.577 (1.090)	903022	10.0000	9.033	
\$ 18 Nitrobenzene-d5	82	8.777	8.669 (0.887)	1235350	10.0000	9.566	

Compounds	QUANT SIG			AMOUNTS			
	MASS	RT	EXP RT	REL RT	RESPONSE	CAL-AMT (ug/mL)	ON-COL (ug/mL)
22 2,4-Dimethylphenol	107	9.399	9.398	(0.950)	996033	10.0000	8.520
26 1,2,4-Trichlorobenzene	180	9.841	9.840	(0.994)	716318	10.0000	9.679
* 27 Naphthalene-d8	136	9.898	9.878	(1.000)	475727	2.00000	
30 Hexachlorobutadiene	225	10.244	10.243	(1.035)	352709	10.0000	9.154
\$ 36 2-Fluorobiphenyl	172	11.663	11.662	(0.917)	1675288	10.0000	10.09
39 Dimethylphthalate	163	12.390	12.371	(0.974)	1681157	10.0000	9.660
* 42 Acenaphthene-d10	162	12.718	12.717	(1.000)	232658	2.00000	
50 Diethylphthalate	149	13.540	13.528	(1.065)	1699693	10.0000	9.583
54 N-Nitrosodiphenylamine	169	13.818	13.805	(0.915)	1104150	10.0000	9.365
\$ 55 2,4,6-Tribromophenol	330	14.026	14.014	(0.928)	183881	10.0000	9.905
57 Hexachlorobenzene	284	14.629	14.628	(0.968)	390165	10.0000	9.084
58 Pentachlorophenol	266	14.921	14.905	(0.988)	1383513	50.0000	52.38
* 59 Phenanthrene-d10	188	15.106	15.090	(1.000)	392733	2.00000	
\$ 66 Terphenyl-d14	244	17.736	17.736	(0.913)	1048149	10.0000	9.729
67 Butylbenzylphthalate	149	18.604	18.603	(0.958)	1317390	10.0000	9.779
* 69 Chrysene-d12	240	19.428	19.414	(1.000)	346324	2.00000	
* 77 Perylene-d12	264	21.582	21.568	(1.000)	314498	2.00000	
79 Dibenzo(a,h)anthracene	278	23.244	23.230	(1.077)	1443947	10.0000	9.885
90 N-Nitrosodimethylamine	74	3.899	3.891	(0.494)	726756	10.0000	9.399

Analytical Resources, Inc.

INTERNAL STANDARD COMPOUNDS
 AREA AND RT SUMMARY

Instrument ID: nt2.i
 Lab File ID: ic051102.d
 Lab Smp Id: ABN 10
 Analysis Type: SV
 Quant Type: ISTD
 Operator: VTS
 Method File: /chem3/nt2.i/20090511.b/SIMABN.m
 Misc Info:

Calibration Date: 11-MAY-2009
 Calibration Time: 15:40

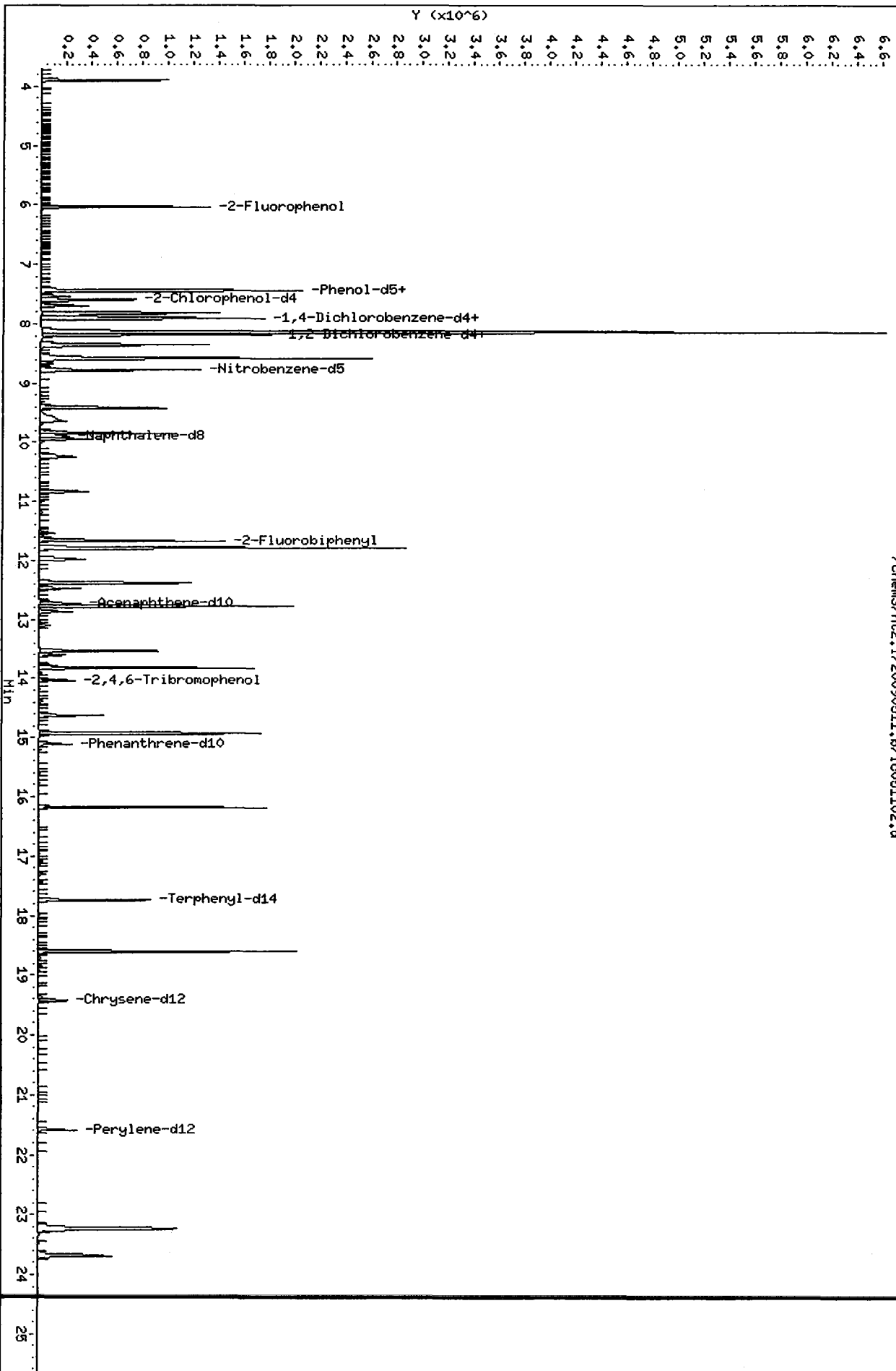
Level: LOW
 Sample Type: SOIL

Test Mode: Use Initial Calibration Level 4.

COMPOUND	STANDARD	AREA LIMIT		SAMPLE	%DIFF
		LOWER	UPPER		
8 1,4-Dichlorobenze	119785	59892	239570	163823	36.76
27 Naphthalene-d8	372217	186108	744434	475727	27.81
42 Acenaphthene-d10	182713	91356	365426	232658	27.34
59 Phenanthrene-d10	286879	143440	573758	392733	36.90
69 Chrysene-d12	251912	125956	503824	346324	37.48
77 Perylene-d12	231524	115762	463048	314498	35.84

COMPOUND	STANDARD	RT LIMIT		SAMPLE	%DIFF
		LOWER	UPPER		
8 1,4-Dichlorobenze	7.88	7.38	8.38	7.89	0.01
27 Naphthalene-d8	9.88	9.38	10.38	9.90	0.20
42 Acenaphthene-d10	12.72	12.22	13.22	12.72	0.01
59 Phenanthrene-d10	15.09	14.59	15.59	15.11	0.11
69 Chrysene-d12	19.41	18.91	19.91	19.43	0.07
77 Perylene-d12	21.57	21.07	22.07	21.58	0.07

AREA UPPER LIMIT = +100% of internal standard area.
 AREA LOWER LIMIT = - 50% of internal standard area.
 RT UPPER LIMIT = + 0.50 minutes of internal standard RT.
 RT LOWER LIMIT = - 0.50 minutes of internal standard RT.



Analytical Resources, Inc.

Semivolatible Report SW846 Method 8270D

Data file : /chem3/nt2.i/20090511.b/ic051103.d
 Lab Smp Id: ABN 0.1
 Inj Date : 11-MAY-2009 13:23
 Operator : VTS
 Smp Info : ABN 0.1
 Misc Info :
 Comment :
 Method : /chem3/nt2.i/20090511.b/SIMABN.m
 Meth Date : 12-May-2009 15:55 peter
 Cal Date : 11-MAY-2009 13:57
 Als bottle: 3
 Dil Factor: 1.00000
 Integrator: HP RTE
 Target Version: 3.50
 Processing Host: cserv3

Inst ID: nt2.i

Quant Type: ISTD
 Cal File: ic051104.d
 Calibration Sample, Level: 1
 Compound Sublist: wind.sub

Concentration Formula: Amt * DF * Vt / (Ws * (100 - M) / 100) * CpndVariable

Name	Value	Description
DF	1.00000	Dilution Factor
Vt	1000.00000	Volume of final extract (uL)
Ws	16.00000	Weight of sample extracted (g)
M	0.00000	% Moisture

Cpnd Variable

Local Compound Variable

Compounds	QUANT SIG	RT	EXP RT	REL RT	RESPONSE	AMOUNTS	
						CAL-AMT (ug/mL)	ON-COL (ug/mL)
\$ 1 2-Fluorophenol	112	6.036	6.036	(0.765)	8595	0.10000	0.1112
\$ 2 Phenol-d5	99	7.426	7.612	(0.942)	11439	0.10000	0.1118
3 Phenol	94	7.449	7.439	(0.945)	15214	0.10000	0.1115
\$ 5 2-Chlorophenol-d4	132	7.588	7.624	(0.962)	8008	0.10000	0.1165
7 1,3-Dichlorobenzene	146	7.816	7.816	(0.991)	10573	0.10000	0.1157
* 8 1,4-Dichlorobenzene-d4	152	7.885	7.885	(1.000)	129315	2.00000	
9 1,4-Dichlorobenzene	146	7.902	7.902	(1.002)	10994	0.10000	0.1160
\$ 10 1,2-Dichlorobenzene-d4	152	8.179	8.179	(1.037)	5726	0.10000	0.1165
11 Benzyl alcohol	79	8.127	8.127	(1.031)	50082	0.50000	0.5739
12 1,2-Dichlorobenzene	146	8.179	8.179	(1.037)	9971	0.10000	0.1169
13 2-Methylphenol	108	8.347	8.346	(1.059)	8866	0.10000	0.1074
15 4-Methylphenol	108	8.578	8.577	(1.088)	8646	0.10000	0.1025
16 N-Nitroso-di-n-propylamine	70	8.578	8.577	(1.088)	9114	0.10000	0.1155
\$ 18 Nitrobenzene-d5	82	8.762	8.669	(0.887)	12908	0.10000	0.1300(M)

Compounds	QUANT SIG			AMOUNTS			
	MASS	RT	EXP RT	REL RT	RESPONSE	CAL-AMT (ug/mL)	ON-COL (ug/mL)
22 2,4-Dimethylphenol	107	9.399	9.398	(0.951)	9259	0.10000	0.1030
26 1,2,4-Trichlorobenzene	180	9.841	9.840	(0.996)	6610	0.10000	0.1162
* 27 Naphthalene-d8	136	9.879	9.878	(1.000)	365716	2.00000	
30 Hexachlorobutadiene	225	10.244	10.243	(1.037)	3516	0.10000	0.1187
\$ 36 2-Fluorobiphenyl	172	11.662	11.662	(0.917)	14466	0.10000	0.1153
39 Dimethylphthalate	163	12.372	12.371	(0.973)	14074	0.10000	0.1070
* 42 Acenaphthene-d10	162	12.718	12.717	(1.000)	175890	2.00000	
50 Diethylphthalate	149	13.528	13.528	(1.064)	14518	0.10000	0.1083
54 N-Nitrosodiphenylamine	169	13.805	13.805	(0.915)	9394	0.10000	0.1038 (M)
\$ 55 2,4,6-Tribromophenol	330	14.025	14.014	(0.929)	1428	0.10000	0.1002 (M)
57 Hexachlorobenzene	284	14.629	14.628	(0.969)	3710	0.10000	0.1125
58 Pentachlorophenol	266	14.921	14.905	(0.989)	9815	0.50000	0.4839
* 59 Phenanthrene-d10	188	15.090	15.090	(1.000)	301577	2.00000	
\$ 66 Terphenyl-d14	244	17.736	17.736	(0.914)	9009	0.10000	0.1074
67 Butylbenzylphthalate	149	18.604	18.603	(0.958)	10800	0.10000	0.1030
* 69 Chrysene-d12	240	19.414	19.414	(1.000)	269577	2.00000	
* 77 Perylene-d12	264	21.569	21.568	(1.000)	249669	2.00000	
79 Dibenzo(a,h)anthracene	278	23.231	23.230	(1.077)	10660	0.10000	0.09192
90 N-Nitrosodimethylamine	74	3.899	3.891	(0.494)	6588	0.10000	0.1079

QC Flag Legend

M - Compound response manually integrated.

Analytical Resources, Inc.

INTERNAL STANDARD COMPOUNDS
 AREA AND RT SUMMARY

Instrument ID: nt2.i
 Lab File ID: ic051103.d
 Lab Smp Id: ABN 0.1
 Analysis Type: SV
 Quant Type: ISTD
 Operator: VTS
 Method File: /chem3/nt2.i/20090511.b/SIMABN.m
 Misc Info:

Calibration Date: 11-MAY-2009
 Calibration Time: 15:40

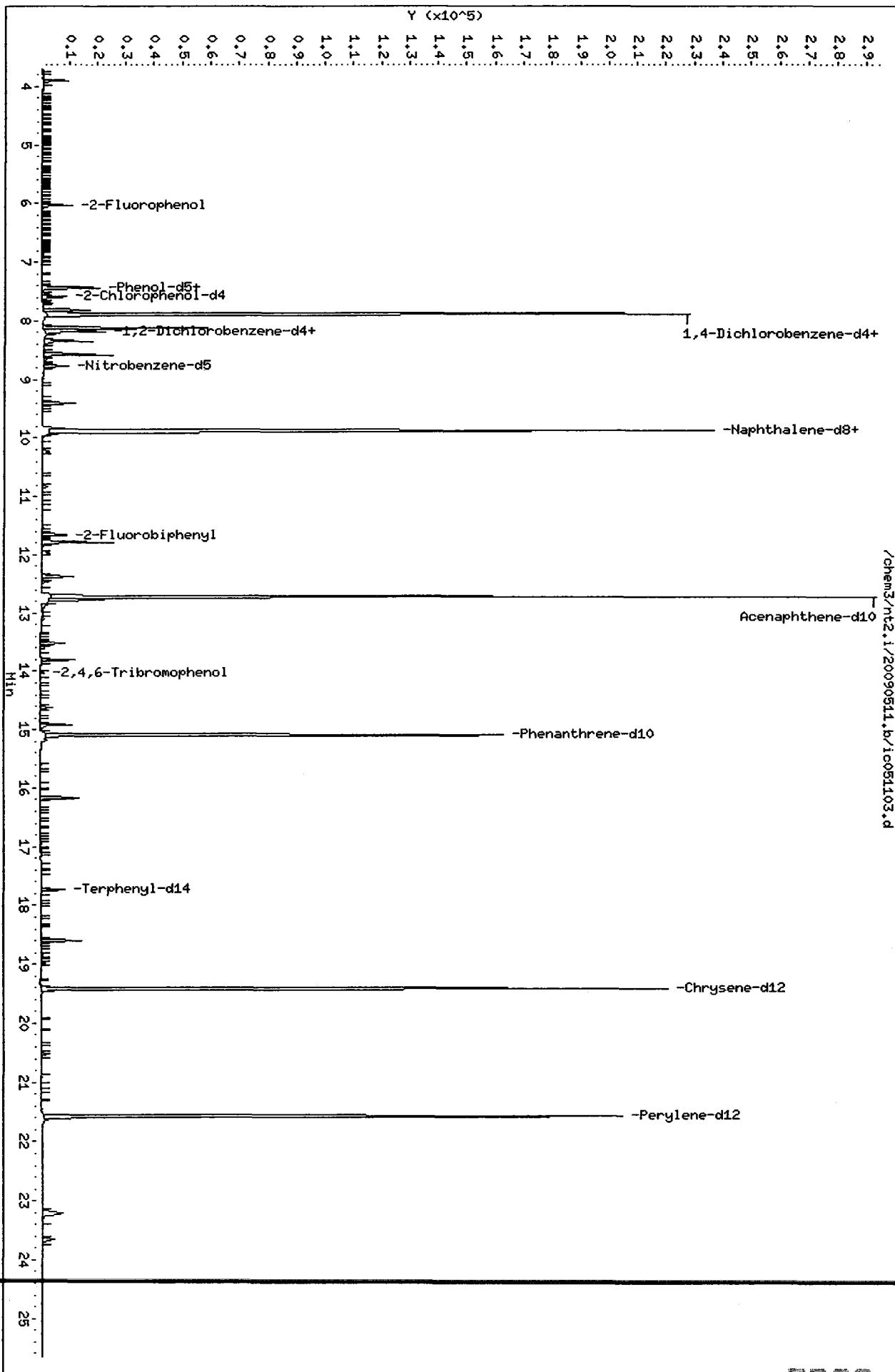
Level: LOW
 Sample Type: SOIL

Test Mode: Use Initial Calibration Level 4.

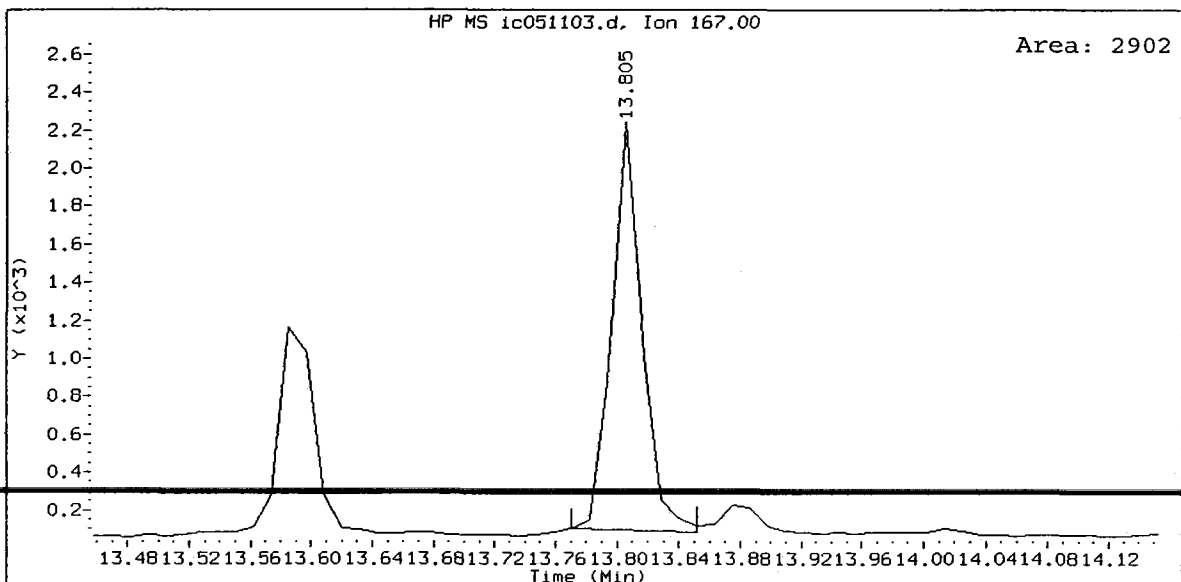
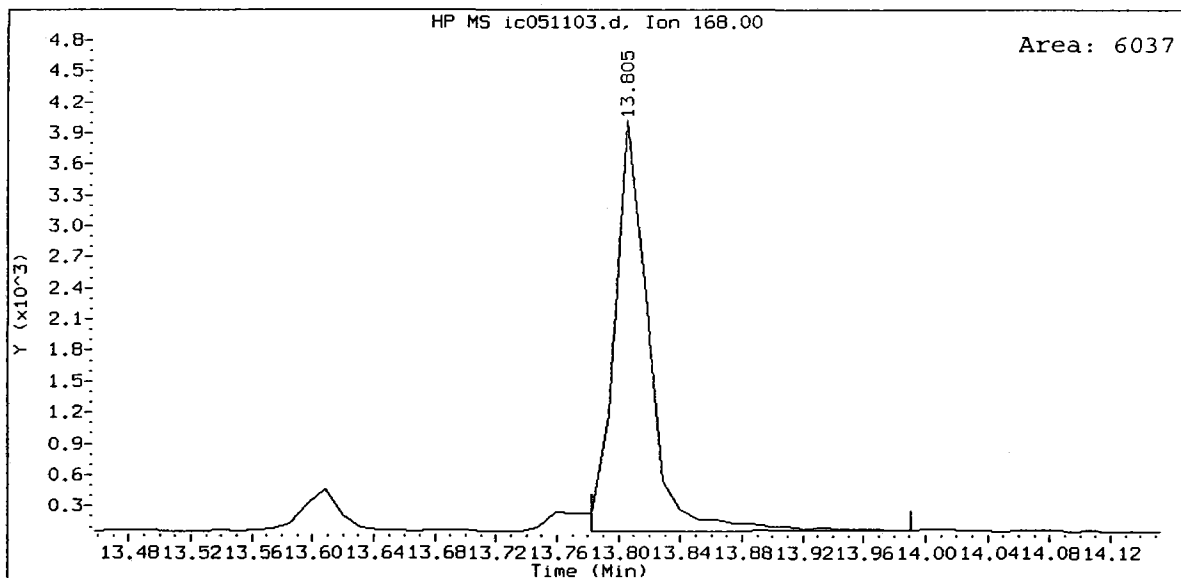
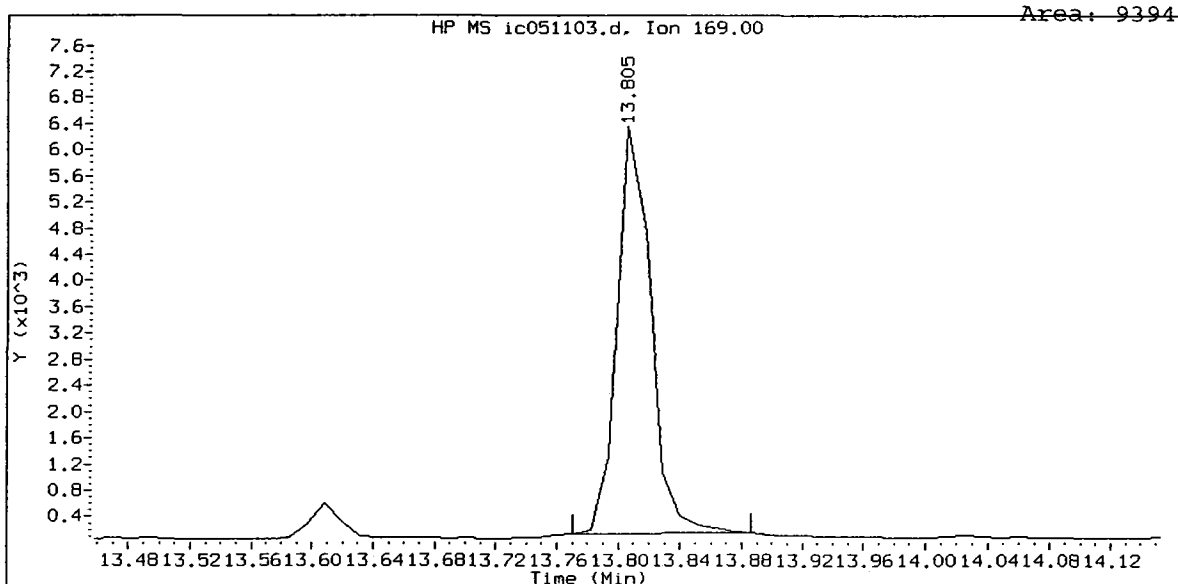
COMPOUND	STANDARD	AREA LIMIT		SAMPLE	%DIFF
		LOWER	UPPER		
8 1,4-Dichlorobenze	119785	59892	239570	129315	7.96
27 Naphthalene-d8	372217	186108	744434	365716	-1.75
42 Acenaphthene-d10	182713	91356	365426	175890	-3.73
59 Phenanthrene-d10	286879	143440	573758	301577	5.12
69 Chrysene-d12	251912	125956	503824	269577	7.01
77 Perylene-d12	231524	115762	463048	249669	7.84

COMPOUND	STANDARD	RT LIMIT		SAMPLE	%DIFF
		LOWER	UPPER		
8 1,4-Dichlorobenze	7.88	7.38	8.38	7.89	0.00
27 Naphthalene-d8	9.88	9.38	10.38	9.88	0.01
42 Acenaphthene-d10	12.72	12.22	13.22	12.72	0.00
59 Phenanthrene-d10	15.09	14.59	15.59	15.09	0.00
69 Chrysene-d12	19.41	18.91	19.91	19.41	0.00
77 Perylene-d12	21.57	21.07	22.07	21.57	0.00

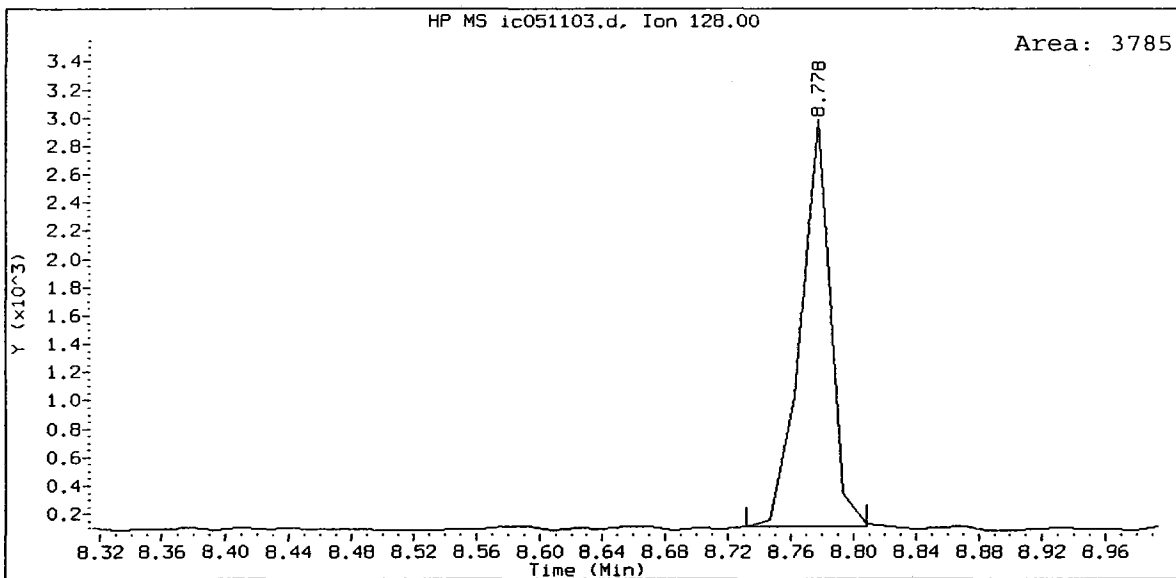
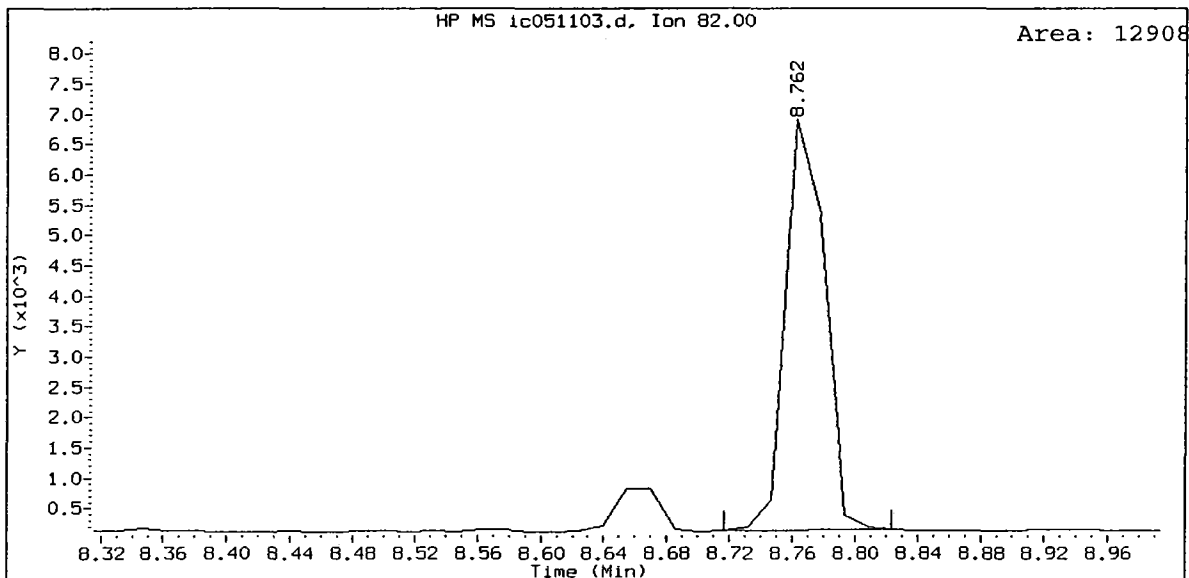
AREA UPPER LIMIT = +100% of internal standard area.
 AREA LOWER LIMIT = - 50% of internal standard area.
 RT UPPER LIMIT = + 0.50 minutes of internal standard RT.
 RT LOWER LIMIT = - 0.50 minutes of internal standard RT.



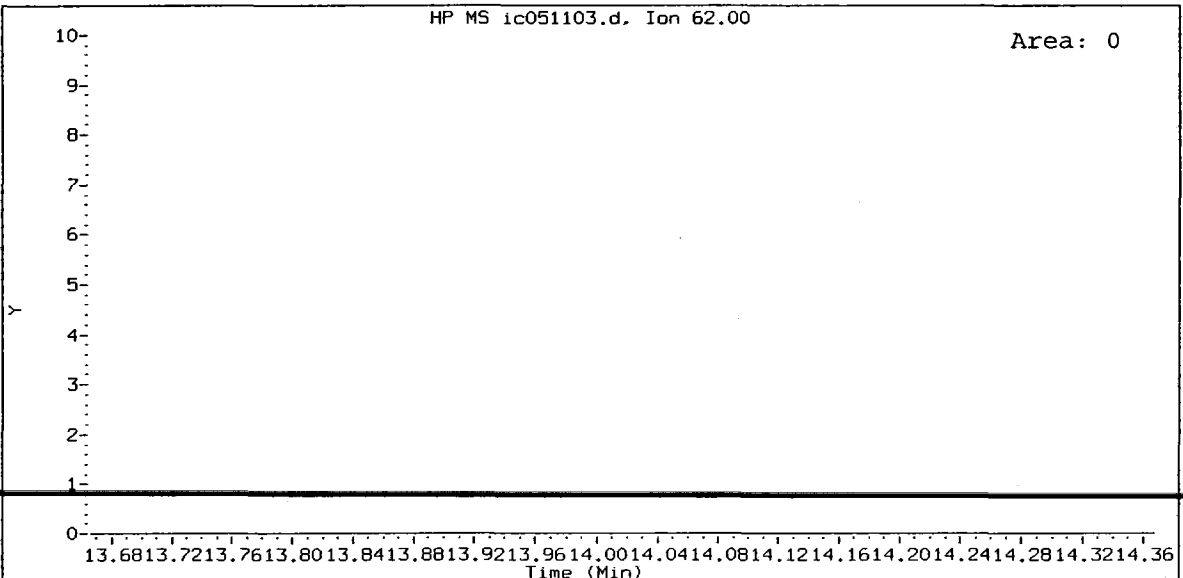
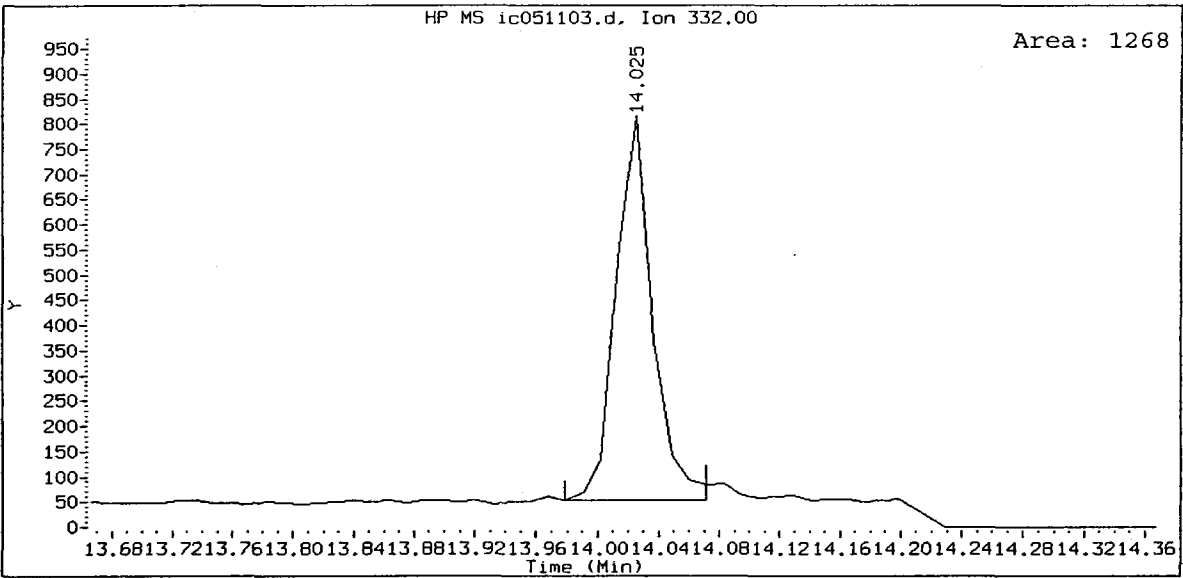
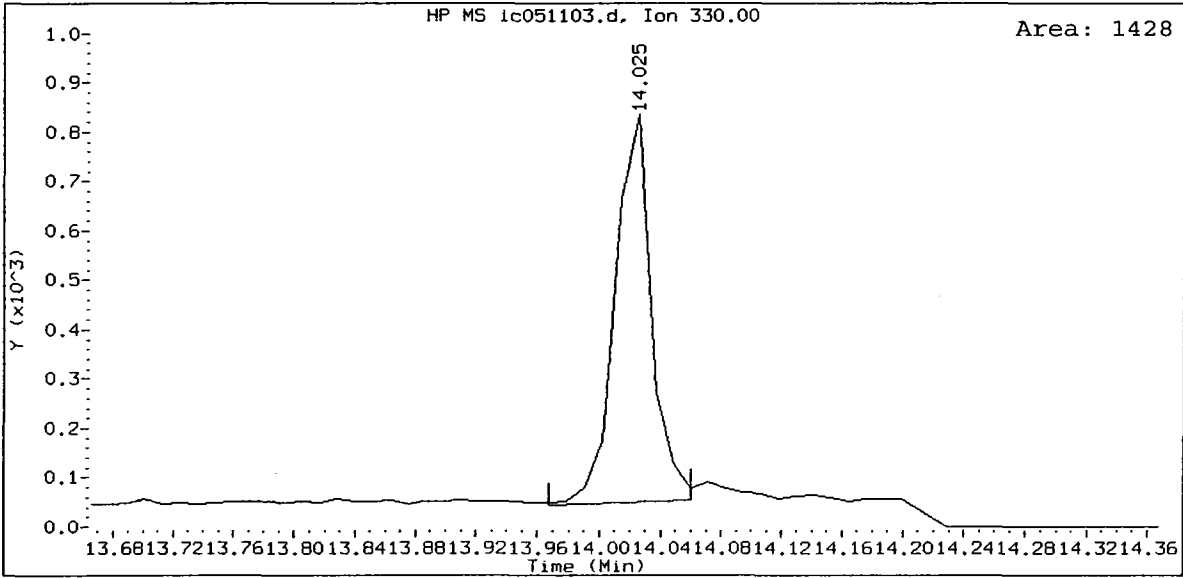
ABN 0.1, /chem3/nt2.i/20090511.b/ic051103.d
N-Nitrosodiphenylamine Amount: 0.10



ABN 0.1, /chem3/nt2.i/20090511.b/ic051103.d
Nitrobenzene-d5 Amount: 0.13



ABN 0.1, /chem3/nt2.i/20090511.b/ic051103.d
2,4,6-Tribromophenol Amount: 0.10



Analytical Resources, Inc.

Semivolatible Report SW846 Method 8270D

Data file : /chem3/nt2.i/20090511.b/ic051104.d
 Lab Smp Id: ABN 5
 Inj Date : 11-MAY-2009 13:57
 Operator : VTS
 Smp Info : ABN 5
 Misc Info :
 Comment :
 Method : /chem3/nt2.i/20090511.b/SIMABN.m
 Meth Date : 12-May-2009 15:55 peter
 Cal Date : 11-MAY-2009 13:57
 Als bottle: 4
 Dil Factor: 1.00000
 Integrator: HP RTE
 Target Version: 3.50
 Processing Host: cserv3

Inst ID: nt2.i
 Quant Type: ISTD
 Cal File: ic051104.d
 Calibration Sample, Level: 5
 Compound Sublist: wind.sub

Concentration Formula: Amt * DF * Vt/(Ws * (100 - M)/100) * CpndVariable

Name	Value	Description
DF	1.00000	Dilution Factor
Vt	1000.00000	Volume of final extract (uL)
Ws	16.00000	Weight of sample extracted (g)
M	0.00000	% Moisture

Cpnd Variable

Local Compound Variable

Compounds	QUANT SIG	RT	EXP RT	REL RT	RESPONSE	AMOUNTS	
						CAL-AMT (ug/mL)	ON-COL (ug/mL)
\$ 1 2-Fluorophenol	112	6.027	6.036	(0.764)	439530	5.00000	5.186
\$ 2 Phenol-d5	99	7.438	7.612	(0.943)	584729	5.00000	5.211
3 Phenol	94	7.449	7.439	(0.945)	760615	5.00000	5.082
\$ 5 2-Chlorophenol-d4	132	7.588	7.624	(0.962)	393119	5.00000	5.213
7 1,3-Dichlorobenzene	146	7.816	7.816	(0.991)	486387	5.00000	4.853
* 8 1,4-Dichlorobenzene-d4	152	7.885	7.885	(1.000)	141854	2.00000	
9 1,4-Dichlorobenzene	146	7.902	7.902	(1.002)	517814	5.00000	4.982
\$ 10 1,2-Dichlorobenzene-d4	152	8.179	8.179	(1.037)	278614	5.00000	5.170
11 Benzyl alcohol	79	8.127	8.127	(1.031)	2199381	25.0000	22.98
12 1,2-Dichlorobenzene	146	8.196	8.179	(1.039)	456653	5.00000	4.879
13 2-Methylphenol	108	8.347	8.346	(1.059)	453224	5.00000	5.007
15 4-Methylphenol	108	8.578	8.577	(1.088)	493722	5.00000	5.335
16 N-Nitroso-di-n-propylamine	70	8.578	8.577	(1.088)	424614	5.00000	4.905
\$ 18 Nitrobenzene-d5	82	8.778	8.669	(0.888)	587728	5.00000	5.076

Compounds	QUANT SIG			AMOUNTS			
	MASS	RT	EXP RT	REL RT	RESPONSE	CAL-AMT (ug/mL)	ON-COL (ug/mL)
22 2,4-Dimethylphenol	107	9.399	9.398	(0.951)	512330	5.00000	4.888
26 1,2,4-Trichlorobenzene	180	9.841	9.840	(0.996)	336314	5.00000	5.069
* 27 Naphthalene-d8	136	9.880	9.878	(1.000)	426510	2.00000	(M)
30 Hexachlorobutadiene	225	10.245	10.243	(1.037)	170751	5.00000	4.943
\$ 36 2-Fluorobiphenyl	172	11.663	11.662	(0.917)	765982	5.00000	5.116
39 Dimethylphthalate	163	12.372	12.371	(0.973)	779859	5.00000	4.968
* 42 Acenaphthene-d10	162	12.718	12.717	(1.000)	209873	2.00000	
50 Diethylphthalate	149	13.528	13.528	(1.064)	823046	5.00000	5.144
54 N-Nitrosodiphenylamine	169	13.806	13.805	(0.914)	525799	5.00000	5.211
\$ 55 2,4,6-Tribromophenol	330	14.014	14.014	(0.928)	84118	5.00000	5.294
57 Hexachlorobenzene	284	14.629	14.628	(0.968)	184452	5.00000	5.018
58 Pentachlorophenol	266	14.921	14.905	(0.988)	642905	25.0000	28.44
* 59 Phenanthrene-d10	188	15.106	15.090	(1.000)	336119	2.00000	
\$ 66 Terphenyl-d14	244	17.736	17.736	(0.914)	494779	5.00000	5.277
67 Butylbenzylphthalate	149	18.604	18.603	(0.958)	615577	5.00000	5.251
* 69 Chrysene-d12	240	19.414	19.414	(1.000)	301395	2.00000	
* 77 Perylene-d12	264	21.584	21.568	(1.000)	274183	2.00000	
79 Dibenzo(a,h)anthracene	278	23.231	23.230	(1.076)	688109	5.00000	5.403
90 N-Nitrosodimethylamine	74	3.889	3.891	(0.493)	346801	5.00000	5.180

QC Flag Legend

M - Compound response manually integrated.

Analytical Resources, Inc.

INTERNAL STANDARD COMPOUNDS
 AREA AND RT SUMMARY

Instrument ID: nt2.i
 Lab File ID: ic051104.d
 Lab Smp Id: ABN 5
 Analysis Type: SV
 Quant Type: ISTD
 Operator: VTS
 Method File: /chem3/nt2.i/20090511.b/SIMABN.m
 Misc Info:

Calibration Date: 11-MAY-2009
 Calibration Time: 15:40

Level: LOW
 Sample Type: SOIL

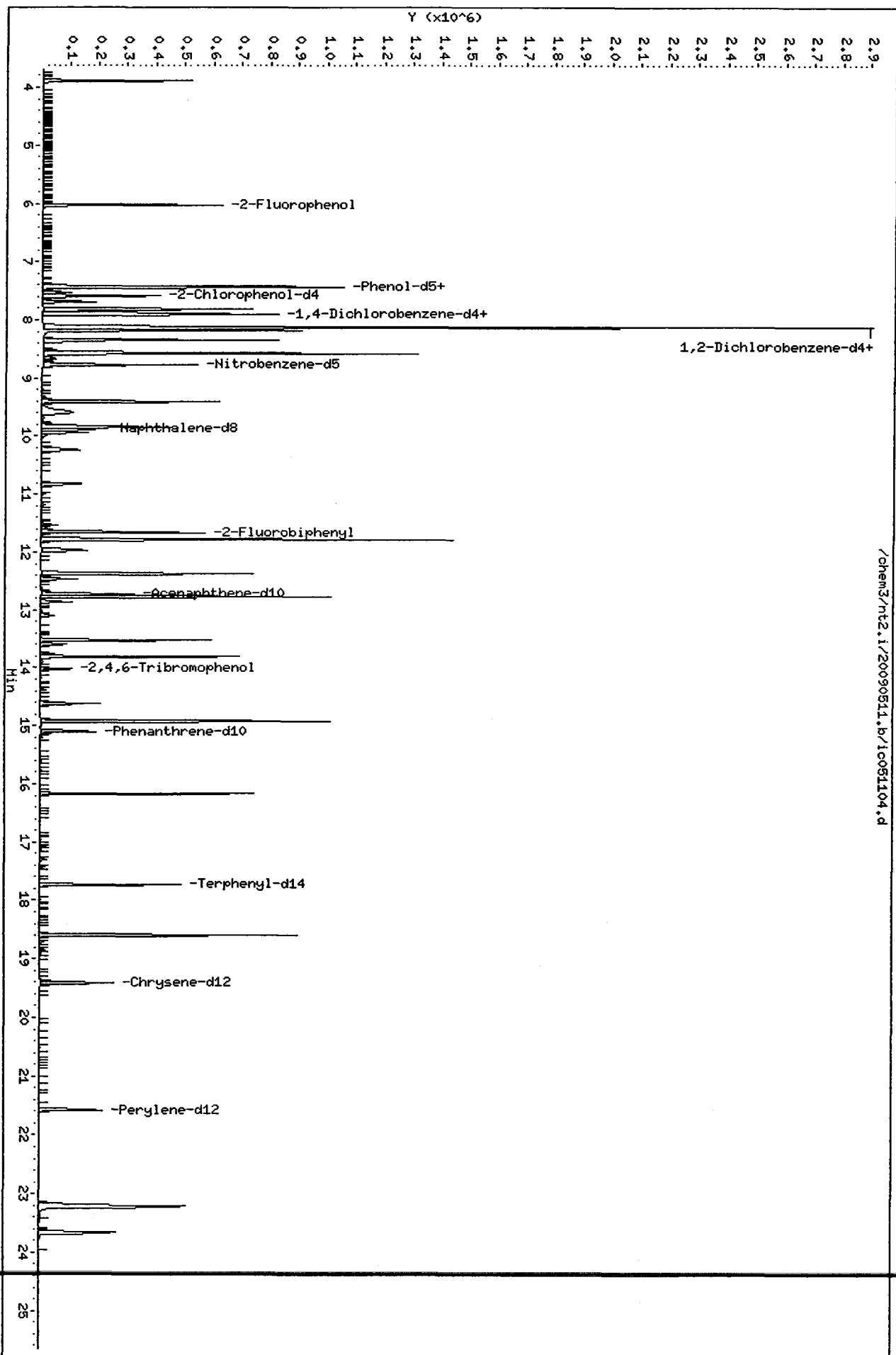
Test Mode:
 Use Initial Calibration Level 4.

COMPOUND	STANDARD	AREA LIMIT		SAMPLE	%DIFF
		LOWER	UPPER		
8 1,4-Dichlorobenze	119785	59892	239570	141854	18.42
27 Naphthalene-d8	372217	186108	744434	426510	14.59
42 Acenaphthene-d10	182713	91356	365426	209873	14.86
59 Phenanthrene-d10	286879	143440	573758	336119	17.16
69 Chrysene-d12	251912	125956	503824	301395	19.64
77 Perylene-d12	231524	115762	463048	274183	18.43

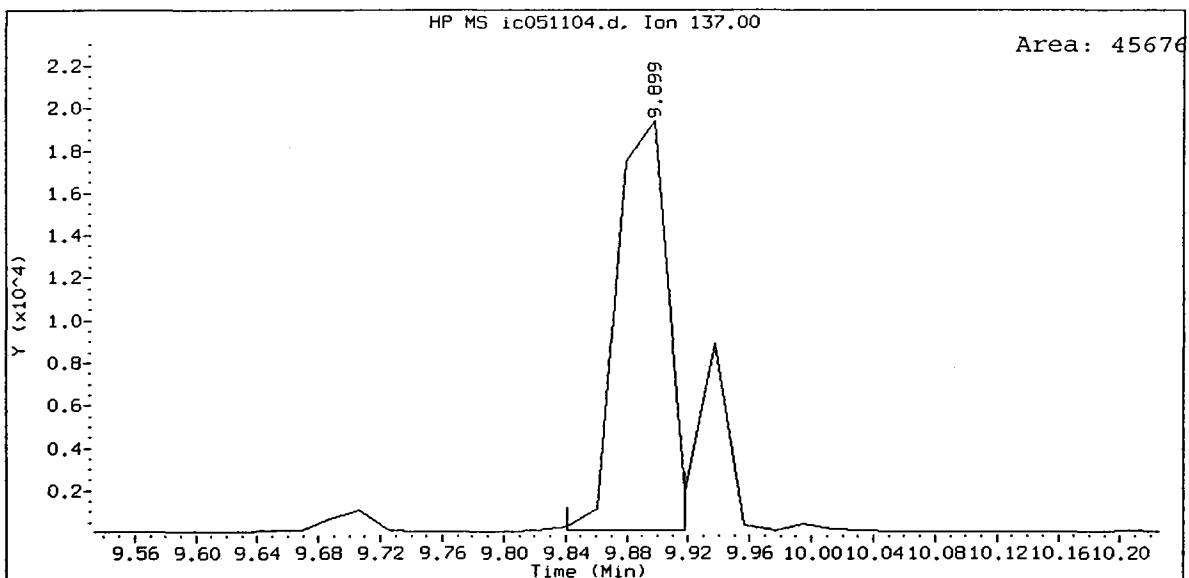
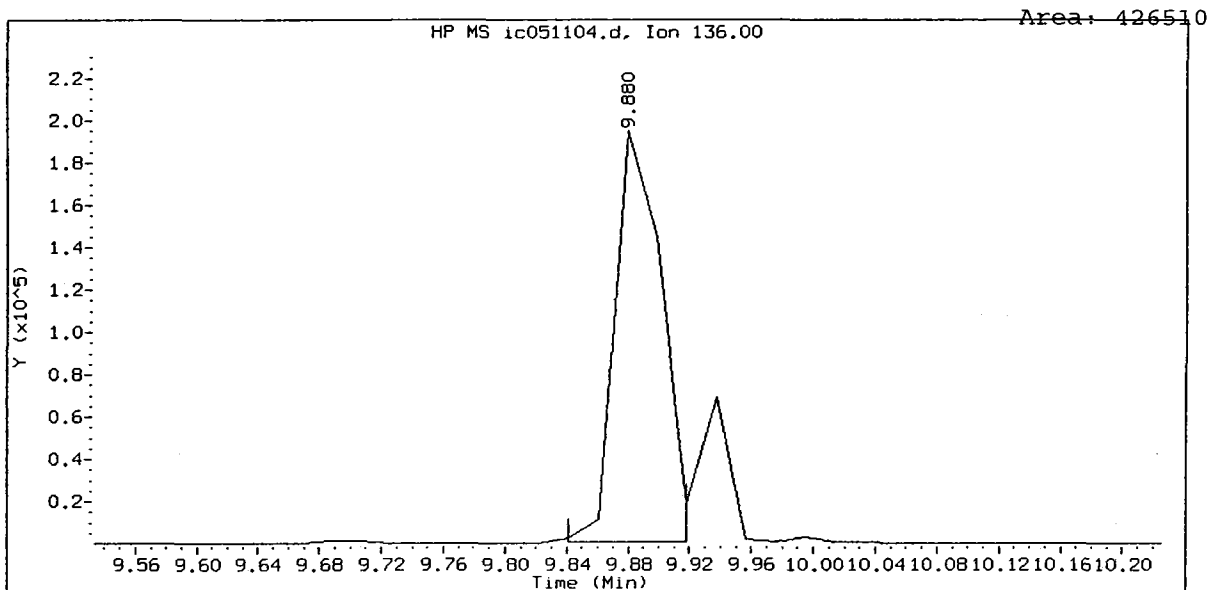
COMPOUND	STANDARD	RT LIMIT		SAMPLE	%DIFF
		LOWER	UPPER		
8 1,4-Dichlorobenze	7.88	7.38	8.38	7.89	0.00
27 Naphthalene-d8	9.88	9.38	10.38	9.88	0.01
42 Acenaphthene-d10	12.72	12.22	13.22	12.72	0.01
59 Phenanthrene-d10	15.09	14.59	15.59	15.11	0.11
69 Chrysene-d12	19.41	18.91	19.91	19.41	0.00
77 Perylene-d12	21.57	21.07	22.07	21.58	0.07

AREA UPPER LIMIT = +100% of internal standard area.
 AREA LOWER LIMIT = - 50% of internal standard area.
 RT UPPER LIMIT = + 0.50 minutes of internal standard RT.
 RT LOWER LIMIT = - 0.50 minutes of internal standard RT.

/chem3/nt2.i/20090511.b/ic051104.d



ABN 5, /chem3/nt2.i/20090511.b/ic051104.d
Naphthalene-d8 Amount: 2.00



Analytical Resources, Inc.

Semivolatile Report SW846 Method 8270D

Data file : /chem3/nt2.i/20090511.b/ic051105.d
 Lab Smp Id: ABN 0.5
 Inj Date : 11-MAY-2009 14:32
 Operator : VTS
 Smp Info : ABN 0.5
 Misc Info :
 Comment :
 Method : /chem3/nt2.i/20090511.b/SIMABN.m
 Meth Date : 12-May-2009 15:55 peter
 Cal Date : 11-MAY-2009 13:57
 Als bottle: 5
 Dil Factor: 1.00000
 Integrator: HP RTE
 Target Version: 3.50
 Processing Host: cserv3

Inst ID: nt2.i
 Quant Type: ISTD
 Cal File: ic051104.d
 Calibration Sample, Level: 2
 Compound Sublist: wind.sub

Concentration Formula: Amt * DF * Vt / (Ws * (100 - M) / 100) * CpndVariable

Name	Value	Description
DF	1.00000	Dilution Factor
Vt	1000.00000	Volume of final extract (uL)
Ws	16.00000	Weight of sample extracted (g)
M	0.00000	% Moisture

Cpnd Variable

Local Compound Variable

Compounds	QUANT SIG			AMOUNTS			
	MASS	RT	EXP RT REL RT	RESPONSE	CAL-AMT (ug/mL)	ON-COL (ug/mL)	
\$ 1 2-Fluorophenol	112	6.028	6.036 (0.765)	38805	0.50000	0.4880	
\$ 2 Phenol-d5	99	7.426	7.612 (0.942)	51400	0.50000	0.4882	
3 Phenol	94	7.438	7.439 (0.943)	67767	0.50000	0.4826	
\$ 5 2-Chlorophenol-d4	132	7.588	7.624 (0.962)	34711	0.50000	0.4906	
7 1,3-Dichlorobenzene	146	7.815	7.816 (0.991)	46465	0.50000	0.4941	
* 8 1,4-Dichlorobenzene-d4	152	7.884	7.885 (1.000)	133094	2.00000		
9 1,4-Dichlorobenzene	146	7.902	7.902 (1.002)	47570	0.50000	0.4878	
\$ 10 1,2-Dichlorobenzene-d4	152	8.178	8.179 (1.037)	25445	0.50000	0.5032	
11 Benzyl alcohol	79	8.126	8.127 (1.031)	212125	2.50000	2.362	
12 1,2-Dichlorobenzene	146	8.178	8.179 (1.037)	43436	0.50000	0.4946	
13 2-Methylphenol	108	8.346	8.346 (1.059)	41492	0.50000	0.4886	
15 4-Methylphenol	108	8.577	8.577 (1.088)	41450	0.50000	0.4774	
16 N-Nitroso-di-n-propylamine	70	8.577	8.577 (1.088)	39423	0.50000	0.4854	
\$ 18 Nitrobenzene-d5	82	8.762	8.669 (0.887)	53125	0.50000	0.5042	

Compounds	QUANT SIG		AMOUNTS				
	MASS	RT	EXP RT	REL RT	RESPONSE	CAL-AMT (ug/mL)	ON-COL (ug/mL)
22 2,4-Dimethylphenol	107	9.400	9.398	(0.951)	49508	0.50000	0.5190
26 1,2,4-Trichlorobenzene	180	9.822	9.840	(0.994)	28992	0.50000	0.4801
* 27 Naphthalene-d8	136	9.880	9.878	(1.000)	388129	2.00000	
30 Hexachlorobutadiene	225	10.226	10.243	(1.035)	15482	0.50000	0.4925
\$ 36 2-Fluorobiphenyl	172	11.646	11.662	(0.916)	67512	0.50000	0.4791
39 Dimethylphthalate	163	12.373	12.371	(0.973)	70258	0.50000	0.4756
* 42 Acenaphthene-d10	162	12.719	12.717	(1.000)	197507	2.00000	
50 Diethylphthalate	149	13.517	13.528	(1.063)	71195	0.50000	0.4728
54 N-Nitrosodiphenylamine	169	13.806	13.805	(0.915)	45277	0.50000	0.4699
\$ 55 2,4,6-Tribromophenol	330	14.015	14.014	(0.929)	6906	0.50000	0.4552
57 Hexachlorobenzene	284	14.629	14.628	(0.969)	16817	0.50000	0.4791
58 Pentachlorophenol	266	14.907	14.905	(0.988)	46883	2.50000	2.172
* 59 Phenanthrene-d10	188	15.091	15.090	(1.000)	320964	2.00000	
\$ 66 Terphenyl-d14	244	17.735	17.736	(0.914)	41676	0.50000	0.4759
67 Butylbenzylphthalate	149	18.603	18.603	(0.958)	50795	0.50000	0.4639
* 69 Chrysene-d12	240	19.413	19.414	(1.000)	281495	2.00000	
* 77 Perylene-d12	264	21.568	21.568	(1.000)	255895	2.00000	
79 Dibenzo(a,h)anthracene	278	23.215	23.230	(1.076)	58832	0.50000	0.4950
90 N-Nitrosodimethylamine	74	3.891	3.891	(0.494)	30684	0.50000	0.4884

Analytical Resources, Inc.

INTERNAL STANDARD COMPOUNDS
 AREA AND RT SUMMARY

Instrument ID: nt2.i
 Lab File ID: ic051105.d
 Lab Smp Id: ABN 0.5
 Analysis Type: SV
 Quant Type: ISTD
 Operator: VTS
 Method File: /chem3/nt2.i/20090511.b/SIMABN.m
 Misc Info:

Calibration Date: 11-MAY-2009
 Calibration Time: 15:40

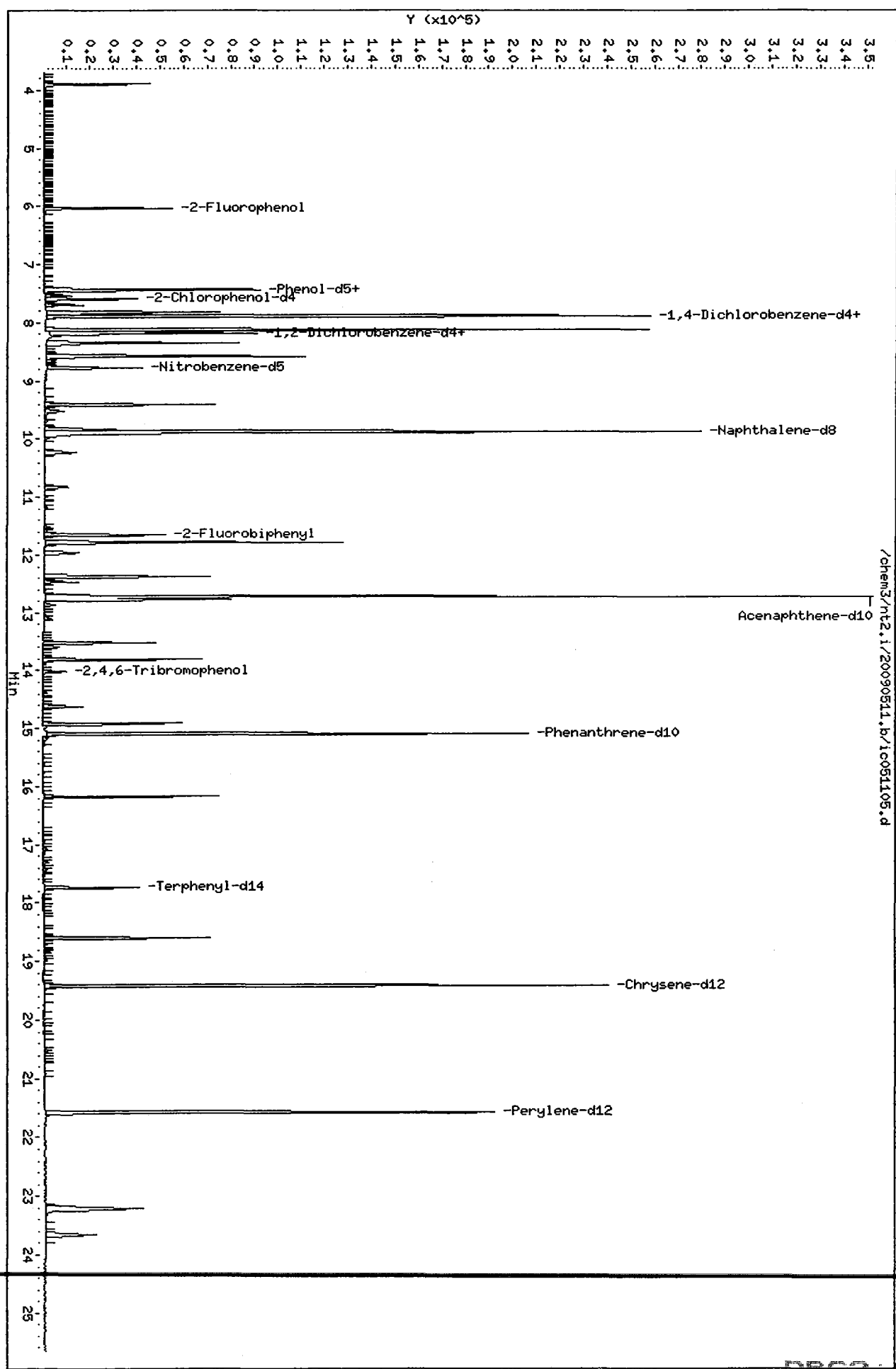
Level: LOW
 Sample Type: SOIL

Test Mode: Use Initial Calibration Level 4.

COMPOUND	STANDARD	AREA LIMIT		SAMPLE	%DIFF
		LOWER	UPPER		
8 1,4-Dichlorobenze	119785	59892	239570	133094	11.11
27 Naphthalene-d8	372217	186108	744434	388129	4.27
42 Acenaphthene-d10	182713	91356	365426	197507	8.10
59 Phenanthrene-d10	286879	143440	573758	320964	11.88
69 Chrysene-d12	251912	125956	503824	281495	11.74
77 Perylene-d12	231524	115762	463048	255895	10.53

COMPOUND	STANDARD	RT LIMIT		SAMPLE	%DIFF
		LOWER	UPPER		
8 1,4-Dichlorobenze	7.88	7.38	8.38	7.88	-0.01
27 Naphthalene-d8	9.88	9.38	10.38	9.88	0.02
42 Acenaphthene-d10	12.72	12.22	13.22	12.72	0.01
59 Phenanthrene-d10	15.09	14.59	15.59	15.09	0.01
69 Chrysene-d12	19.41	18.91	19.91	19.41	0.00
77 Perylene-d12	21.57	21.07	22.07	21.57	0.00

AREA UPPER LIMIT = +100% of internal standard area.
 AREA LOWER LIMIT = - 50% of internal standard area.
 RT UPPER LIMIT = + 0.50 minutes of internal standard RT.
 RT LOWER LIMIT = - 0.50 minutes of internal standard RT.



Analytical Resources, Inc.

Semivolatile Report SW846 Method 8270D

Data file : /chem3/nt2.i/20090511.b/ic051106.d
 Lab Smp Id: ABN 1
 Inj Date : 11-MAY-2009 15:06
 Operator : VTS
 Smp Info : ABN 1
 Misc Info :
 Comment :
 Method : /chem3/nt2.i/20090511.b/SIMABN.m
 Meth Date : 12-May-2009 15:55 peter
 Cal Date : 11-MAY-2009 13:57
 Als bottle: 6
 Dil Factor: 1.00000
 Integrator: HP RTE
 Target Version: 3.50
 Processing Host: cserv3

Inst ID: nt2.i
 Quant Type: ISTD
 Cal File: ic051104.d
 Calibration Sample, Level: 3
 Compound Sublist: wind.sub

Concentration Formula: Amt * DF * Vt / (Ws * (100 - M) / 100) * CpndVariable

Name	Value	Description
DF	1.00000	Dilution Factor
Vt	1000.00000	Volume of final extract (uL)
Ws	16.00000	Weight of sample extracted (g)
M	0.00000	% Moisture

Cpnd Variable

Local Compound Variable

Compounds	QUANT SIG				RESPONSE	AMOUNTS	
	MASS	RT	EXP RT	REL RT		CAL-AMT (ug/mL)	ON-COL (ug/mL)
\$ 1 2-Fluorophenol	112	6.027	6.036	(0.764)	85527	1.00000	1.013
\$ 2 Phenol-d5	99	7.426	7.612	(0.942)	110560	1.00000	0.9889
3 Phenol	94	7.438	7.439	(0.943)	145607	1.00000	0.9765
\$ 5 2-Chlorophenol-d4	132	7.588	7.624	(0.962)	75255	1.00000	1.002
7 1,3-Dichlorobenzene	146	7.815	7.816	(0.991)	101507	1.00000	1.016
* 8 1,4-Dichlorobenzene-d4	152	7.885	7.885	(1.000)	141330	2.00000	
9 1,4-Dichlorobenzene	146	7.902	7.902	(1.002)	101401	1.00000	0.9792
\$ 10 1,2-Dichlorobenzene-d4	152	8.179	8.179	(1.037)	53939	1.00000	1.005
11 Benzyl alcohol	79	8.127	8.127	(1.031)	468161	5.00000	4.909
12 1,2-Dichlorobenzene	146	8.179	8.179	(1.037)	92859	1.00000	0.9958
13 2-Methylphenol	108	8.346	8.346	(1.059)	90144	1.00000	0.9996
15 4-Methylphenol	108	8.577	8.577	(1.088)	91180	1.00000	0.9889
16 N-Nitroso-di-n-propylamine	70	8.577	8.577	(1.088)	85014	1.00000	0.9857
\$ 18 Nitrobenzene-d5	82	8.761	8.669	(0.887)	116010	1.00000	1.044

Compounds	QUANT SIG				AMOUNTS		
	MASS	RT	EXP RT	REL RT	RESPONSE	CAL-AMT (ug/mL)	ON-COL (ug/mL)
22 2,4-Dimethylphenol	107	9.399	9.398	(0.951)	107520	1.00000	1.069
26 1,2,4-Trichlorobenzene	180	9.841	9.840	(0.996)	64056	1.00000	1.006
* 27 Naphthalene-d8	136	9.880	9.878	(1.000)	409195	2.00000	
30 Hexachlorobutadiene	225	10.245	10.243	(1.037)	33071	1.00000	0.9978
\$ 36 2-Fluorobiphenyl	172	11.646	11.662	(0.916)	150000	1.00000	1.001
39 Dimethylphthalate	163	12.372	12.371	(0.973)	161393	1.00000	1.027
* 42 Acenaphthene-d10	162	12.718	12.717	(1.000)	210100	2.00000	
50 Diethylphthalate	149	13.517	13.528	(1.063)	158145	1.00000	0.9874
54 N-Nitrosodiphenylamine	169	13.806	13.805	(0.915)	99297	1.00000	1.001
\$ 55 2,4,6-Tribromophenol	330	14.015	14.014	(0.929)	15729	1.00000	1.007
57 Hexachlorobenzene	284	14.630	14.628	(0.969)	35612	1.00000	0.9857
58 Pentachlorophenol	266	14.907	14.905	(0.988)	107229	5.00000	4.826
* 59 Phenanthrene-d10	188	15.091	15.090	(1.000)	330345	2.00000	
\$ 66 Terphenyl-d14	244	17.736	17.736	(0.914)	89266	1.00000	1.003
67 Butylbenzylphthalate	149	18.604	18.603	(0.958)	110331	1.00000	0.9918
* 69 Chrysene-d12	240	19.413	19.414	(1.000)	285999	2.00000	
* 77 Perylene-d12	264	21.567	21.568	(1.000)	270022	2.00000	
79 Dibenzo(a,h)anthracene	278	23.214	23.230	(1.076)	131052	1.00000	1.045
90 N-Nitrosodimethylamine	74	3.890	3.891	(0.493)	66277	1.00000	0.9935

Analytical Resources, Inc.

INTERNAL STANDARD COMPOUNDS
 AREA AND RT SUMMARY

Instrument ID: nt2.i
 Lab File ID: ic051106.d
 Lab Smp Id: ABN 1
 Analysis Type: SV
 Quant Type: ISTD
 Operator: VTS
 Method File: /chem3/nt2.i/20090511.b/SIMABN.m
 Misc Info:

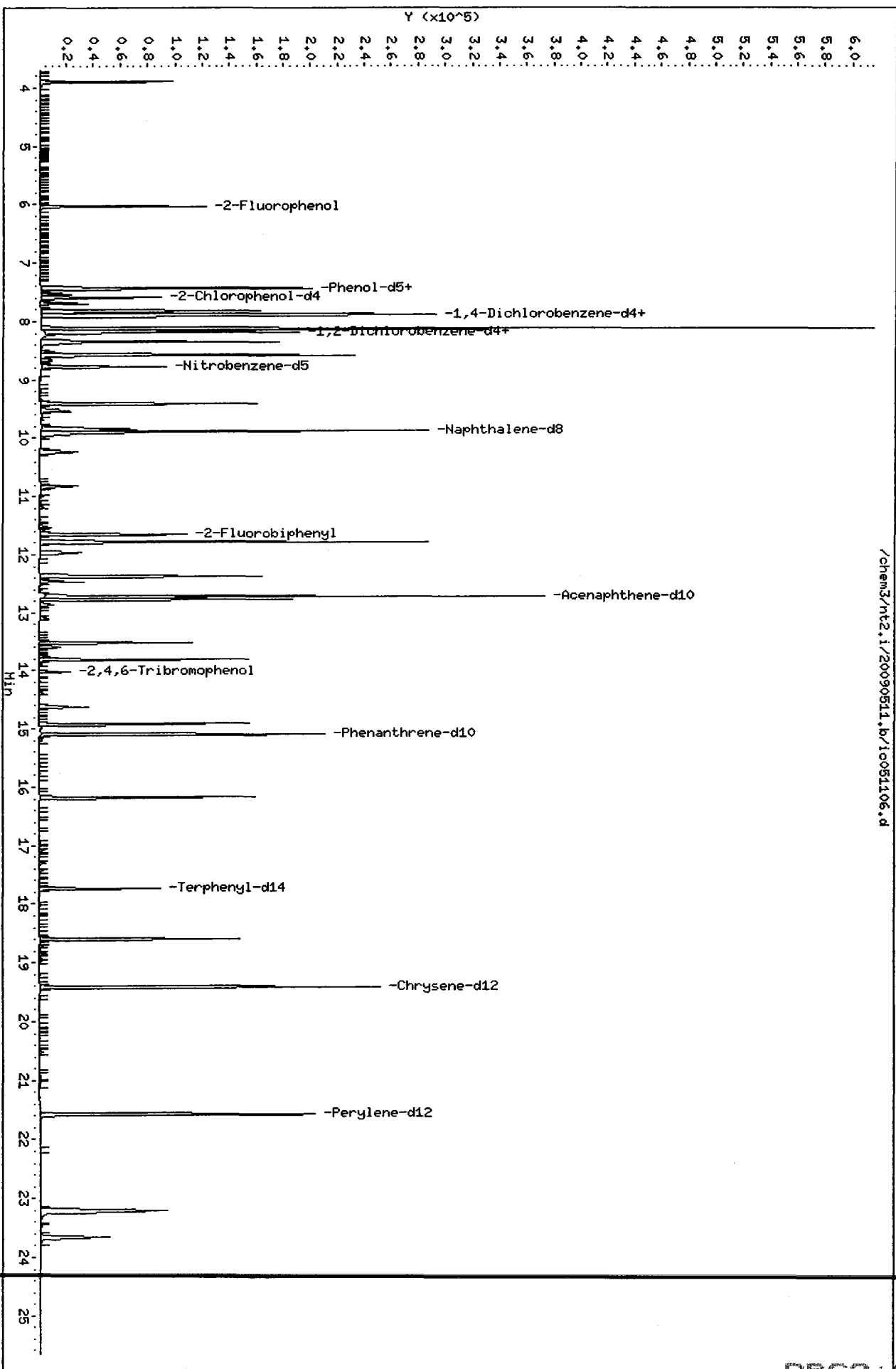
Calibration Date: 11-MAY-2009
 Calibration Time: 15:40
 Level: LOW
 Sample Type: SOIL

Test Mode:
 Use Initial Calibration Level 4.

COMPOUND	STANDARD	AREA LIMIT		SAMPLE	%DIFF
		LOWER	UPPER		
8 1,4-Dichlorobenze	119785	59892	239570	141330	17.99
27 Naphthalene-d8	372217	186108	744434	409195	9.93
42 Acenaphthene-d10	182713	91356	365426	210100	14.99
59 Phenanthrene-d10	286879	143440	573758	330345	15.15
69 Chrysene-d12	251912	125956	503824	285999	13.53
77 Perylene-d12	231524	115762	463048	270022	16.63

COMPOUND	STANDARD	RT LIMIT		SAMPLE	%DIFF
		LOWER	UPPER		
8 1,4-Dichlorobenze	7.88	7.38	8.38	7.88	0.00
27 Naphthalene-d8	9.88	9.38	10.38	9.88	0.01
42 Acenaphthene-d10	12.72	12.22	13.22	12.72	0.01
59 Phenanthrene-d10	15.09	14.59	15.59	15.09	0.01
69 Chrysene-d12	19.41	18.91	19.91	19.41	0.00
77 Perylene-d12	21.57	21.07	22.07	21.57	0.00

AREA UPPER LIMIT = +100% of internal standard area.
 AREA LOWER LIMIT = - 50% of internal standard area.
 RT UPPER LIMIT = + 0.50 minutes of internal standard RT.
 RT LOWER LIMIT = - 0.50 minutes of internal standard RT.



Analytical Resources, Inc.

Semivolatile Report SW846 Method 8270D

Data file : /chem3/nt2.i/20090511.b/ic051107.d
 Lab Smp Id: ICV
 Inj Date : 11-MAY-2009 15:40
 Operator : VTS
 Smp Info : ICV
 Misc Info :
 Comment :
 Method : /chem3/nt2.i/20090511.b/SIMABN.m
 Meth Date : 12-May-2009 15:55 peter
 Cal Date : 11-MAY-2009 13:57
 Als bottle: 7
 Dil Factor: 1.00000
 Integrator: HP RTE
 Target Version: 3.50
 Processing Host: cserv3

Inst ID: nt2.i

Quant Type: ISTD
 Cal File: ic051104.d
 QC Sample: LCS

Compound Sublist: wind.sub

Concentration Formula: Amt * DF * Vt / (Ws * (100 - M) / 100) * CpndVariable

Name	Value	Description
DF	1.00000	Dilution Factor
Vt	1000.00000	Volume of final extract (uL)
Ws	16.00000	Weight of sample extracted (g)
M	0.00000	% Moisture

Cpnd Variable

Local Compound Variable

Compounds	QUANT SIG	RT	EXP RT	REL RT	RESPONSE	CONCENTRATIONS	
						ON-COLUMN (ug/mL)	FINAL (ug/Kg)
\$ 1 2-Fluorophenol	112						
\$ 2 Phenol-d5	99	7.612	7.612	(0.965)	19704	0.18172	11.36 (R)
3 Phenol	94	7.439	7.439	(0.943)	366066	2.53145	158.2
\$ 5 2-Chlorophenol-d4	132						
7 1,3-Dichlorobenzene	146	7.816	7.816	(0.991)	262002	2.70538	169.1
* 8 1,4-Dichlorobenzene-d4	152	7.885	7.885	(1.000)	137062	2.00000	
9 1,4-Dichlorobenzene	146	7.902	7.902	(1.002)	272128	2.70977	169.4
\$ 10 1,2-Dichlorobenzene-d4	152						
11 Benzyl alcohol	79	8.127	8.127	(1.031)	275445	2.97820	186.1
12 1,2-Dichlorobenzene	146	8.179	8.179	(1.037)	242467	2.68118	167.6
13 2-Methylphenol	108	8.346	8.346	(1.058)	223662	2.55736	159.8
15 4-Methylphenol	108	8.577	8.577	(1.088)	226428	2.53225	158.3
16 N-Nitroso-di-n-propylamine	70	8.577	8.577	(1.088)	225345	2.69414	168.4
\$ 18 Nitrobenzene-d5	82						

Compounds	QUANT SIG			CONCENTRATIONS			
	MASS	RT	EXP RT	REL RT	RESPONSE	ON-COLUMN (ug/mL)	FINAL (ug/Kg)
22 2,4-Dimethylphenol	107	9.398	9.398	(0.951)	257808	2.76075	172.5
26 1,2,4-Trichlorobenzene	180	9.840	9.840	(0.996)	178586	3.02088	188.8
* 27 Naphthalene-d8	136	9.878	9.878	(1.000)	379995	2.00000	
30 Hexachlorobutadiene	225	10.243	10.243	(1.037)	96616	3.13916	196.2
\$ 36 2-Fluorobiphenyl	172	Compound Not Detected.					
39 Dimethylphthalate	163	12.371	12.371	(0.973)	423568	2.73889	171.2
* 42 Acenaphthene-d10	162	12.717	12.717	(1.000)	206756	2.00000	
50 Diethylphthalate	149	13.528	13.528	(1.064)	447993	2.84228	177.6
54 N-Nitrosodiphenylamine	169	13.805	13.805	(0.915)	195482	2.07609	129.8
\$ 55 2,4,6-Tribromophenol	330	Compound Not Detected.					
57 Hexachlorobenzene	284	14.628	14.628	(0.969)	99074	2.88842	180.5
58 Pentachlorophenol	266	14.905	14.905	(0.988)	55706	2.64075	165.0
* 59 Phenanthrene-d10	188	15.090	15.090	(1.000)	313632	2.00000	
\$ 66 Terphenyl-d14	244	Compound Not Detected.					
67 Butylbenzylphthalate	149	18.603	18.603	(0.958)	328608	2.86770	179.2
* 69 Chrysene-d12	240	19.414	19.414	(1.000)	294587	2.00000	
* 77 Perylene-d12	264	21.568	21.568	(1.000)	271892	2.00000	
79 Dibenzo(a,h)anthracene	278	23.230	23.230	(1.077)	400870	3.17426	198.4
90 N-Nitrosodimethylamine	74	3.891	3.891	(0.493)	174051	2.69038	168.1

QC Flag Legend

R - Spike/Surrogate failed recovery limits.

Analytical Resources, Inc.

INTERNAL STANDARD COMPOUNDS
 AREA AND RT SUMMARY

Instrument ID: nt2.i
 Lab File ID: ic051107.d
 Lab Smp Id: ICV
 Analysis Type: SV
 Quant Type: ISTD
 Operator: VTS
 Method File: /chem3/nt2.i/20090511.b/SIMABN.m
 Misc Info:

Calibration Date: 11-MAY-2009
 Calibration Time: 15:40
 Level: LOW
 Sample Type: SOIL

Test Mode:
 Use Initial Calibration Level 4.

COMPOUND	STANDARD	AREA LIMIT		SAMPLE	%DIFF
		LOWER	UPPER		
8 1,4-Dichlorobenze	119785	59892	239570	137062	14.42
27 Naphthalene-d8	372217	186108	744434	379995	2.09
42 Acenaphthene-d10	182713	91356	365426	206756	13.16
59 Phenanthrene-d10	286879	143440	573758	313632	9.33
69 Chrysene-d12	251912	125956	503824	294587	16.94
77 Perylene-d12	231524	115762	463048	271892	17.44

COMPOUND	STANDARD	RT LIMIT		SAMPLE	%DIFF
		LOWER	UPPER		
8 1,4-Dichlorobenze	7.88	7.38	8.38	7.88	0.00
27 Naphthalene-d8	9.88	9.38	10.38	9.88	0.00
42 Acenaphthene-d10	12.72	12.22	13.22	12.72	0.00
59 Phenanthrene-d10	15.09	14.59	15.59	15.09	0.00
69 Chrysene-d12	19.41	18.91	19.91	19.41	0.00
77 Perylene-d12	21.57	21.07	22.07	21.57	0.00

AREA UPPER LIMIT = +100% of internal standard area.
 AREA LOWER LIMIT = - 50% of internal standard area.
 RT UPPER LIMIT = + 0.50 minutes of internal standard RT.
 RT LOWER LIMIT = - 0.50 minutes of internal standard RT.

Analytical Resources, Inc.

RECOVERY REPORT

Client Name: Client SDG: 20090511
 Sample Matrix: SOLID Fraction: SV
 Lab Smp Id: ICV
 Level: LOW Operator: VTS
 Data Type: MS DATA SampleType: LCS
 SpikeList File: wind.spk Quant Type: ISTD
 Sublist File: wind.sub
 Method File: /chem3/nt2.i/20090511.b/SIMABN.m
 Misc Info:

SPIKE COMPOUND	CONC ADDED ug/Kg	CONC RECOVERED ug/Kg	% RECOVERED	LIMITS
3 Phenol	156.3	158.2	101.26	30-160
7 1,3-Dichlorobenzen	156.3	169.1	108.22	30-160
9 1,4-Dichlorobenzen	156.3	169.4	108.39	30-160
11 Benzyl alcohol	312.5	186.1	59.56	30-160
12 1,2-Dichlorobenzen	156.3	167.6	107.25	30-160
13 2-Methylphenol	156.3	159.8	102.29	30-160
15 4-Methylphenol	312.5	158.3	50.65	30-160
16 N-Nitroso-di-n-pro	156.3	168.4	107.77	30-160
22 2,4-Dimethylphenol	156.3	172.5	110.43	30-160
26 1,2,4-Trichloroben	156.3	188.8	120.84	30-160
30 Hexachlorobutadien	156.3	196.2	125.57	30-160
50 Diethylphthalate	156.3	177.6	113.69	30-160
54 N-Nitrosodiphenyla	156.3	129.8	83.04	30-160
57 Hexachlorobenzene	156.3	180.5	115.54	30-160
58 Pentachlorophenol	156.3	165.0	105.63	30-160
67 Butylbenzylphthala	156.3	179.2	114.71	30-160
79 Dibenzo(a,h) anthra	156.3	198.4	126.97	30-160
90 N-Nitrosodimethyla	156.3	168.1	107.62	30-160

SURROGATE COMPOUND	CONC ADDED ug/Kg	CONC RECOVERED ug/Kg	% RECOVERED	LIMITS
1 2-Fluorophenol	234.4	0.000	*	30-160
2 Phenol-d5	234.4	11.36	4.85*	30-160
5 2-Chlorophenol-d4	234.4	0.000	*	30-160
10 1,2-Dichlorobenze	156.3	0.000	*	30-160
18 Nitrobenzene-d5	156.3	0.000	*	30-160
36 2-Fluorobiphenyl	156.3	0.000	*	30-160
55 2,4,6-Tribromophe	234.4	0.000	*	30-160
66 Terphenyl-d14	156.3	0.000	*	30-160

--	--	--	--	--

Date: 11-MAY-2009 15:40

Client ID:

Sample Info: ICV

Volume Injected (uL): 2.0

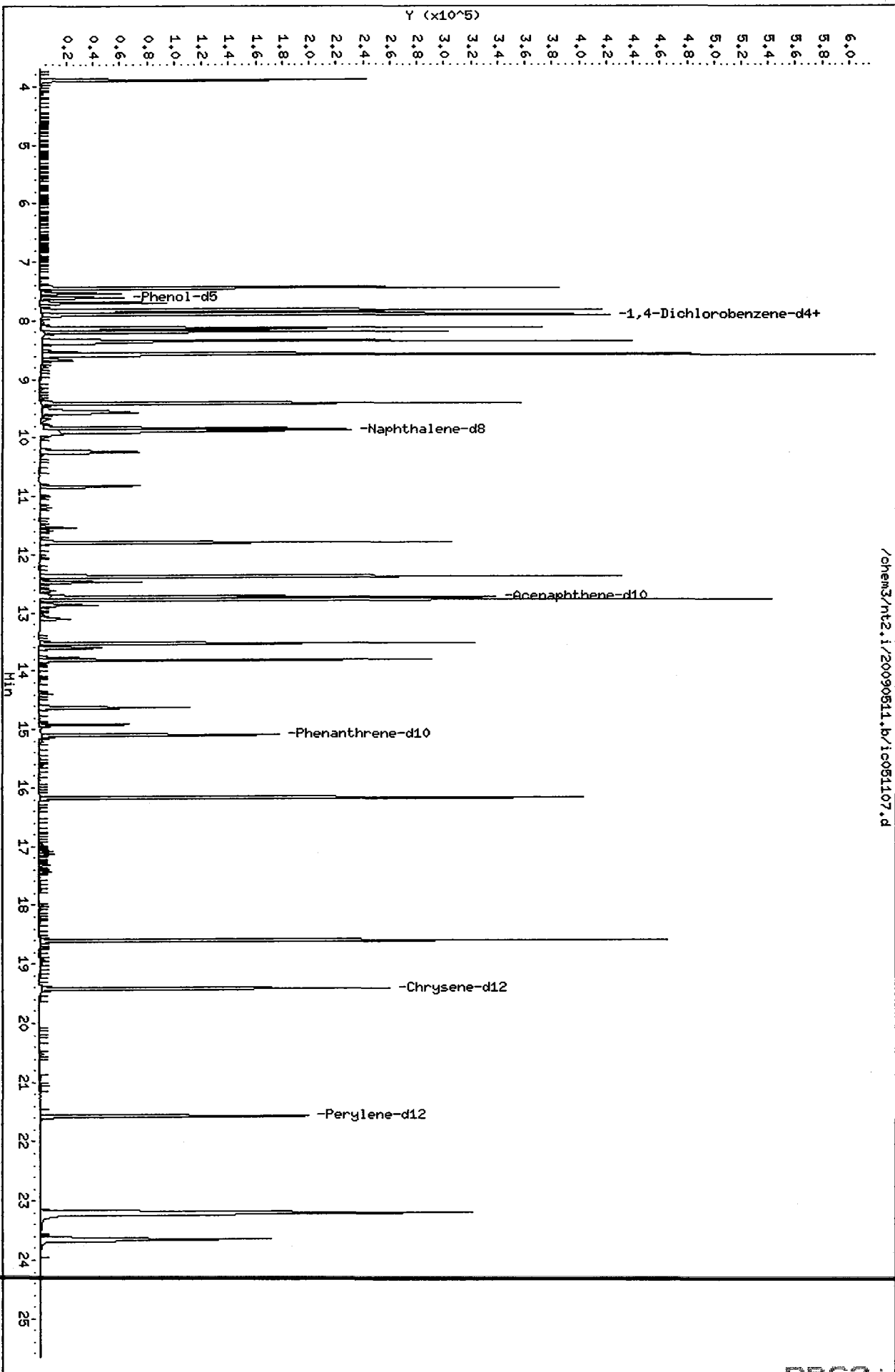
Column phase: ZB-5

Instrument: nt2.i

Operator: VTS

Column diameter: 0.32

/chem3/nt2.i/20090511.b/i051107.d



SEMIVOLATILE 8270-D CONTINUING CALIBRATION CHECK

Lab Name: ANALYTICAL RESOURCES, INC

Client: ESC

ARI Job No: PB63

Project: JELD-WEN NORD DOOR

Instrument ID: NT2

Cont. Calib. Date: 06/18/09

Init. Calib. Date: 05/11/09

Cont. Calib. Time: 1122

COMPOUND	CalAmt or ARF	CC Amt or RF	MIN RRF	CURVE TYPE	%D or Drift
Phenol	2.110	2.434	0.800	AVRG	15.4
1,3-Dichlorobenzene	1.413	1.458	0.010	AVRG	3.2
1,4-Dichlorobenzene	1.465	1.422	0.010	AVRG	-2.9
1,2-Dichlorobenzene	1.320	1.428	0.010	AVRG	8.2
Benzyl alcohol	1.350	0.997	0.010	AVRG	-26.1 <-
2-Methylphenol	1.276	1.394	0.700	AVRG	9.2
N-Nitroso-di-n-propylamine	1.220	1.229	0.500	AVRG	0.7
4-Methylphenol	1.305	1.452	0.600	AVRG	11.3
2,4-Dimethylphenol	0.492	0.476	0.200	AVRG	-3.2
1,2,4-Trichlorobenzene	0.311	0.312	0.010	AVRG	0.3
Hexachlorobutadiene	0.162	0.169	0.010	AVRG	4.3
Dimethylphthalate	1.496	1.517	0.010	AVRG	1.4
Diethylphthalate	1.525	1.616	0.010	AVRG	6.0
N-Nitrosodiphenylamine (1)	0.600	0.588	0.010	AVRG	-2.0
Hexachlorobenzene	0.219	0.223	0.100	AVRG	1.8
Pentachlorophenol	0.134	0.129	0.050	AVRG	-3.7
Butylbenzylphthalate	0.778	0.811	0.010	AVRG	4.2
Dibenzo (a,h) anthracene	0.929	0.967	0.400	AVRG	4.1
N-Nitrosodimethylamine	0.944	1.008	0.010	AVRG	6.8
2-Fluorophenol	1.195	1.234	0.010	AVRG	3.3
Phenol-d5	1.582	1.651	0.010	AVRG	4.4
2-Chlorophenol-d4	1.063	1.410	0.010	AVRG	32.6 <-
1,2-Dichlorobenzene-d4	0.760	0.815	0.010	AVRG	7.2
Nitrobenzene-d5	0.543	0.530	0.010	AVRG	-2.4
2-Fluorobiphenyl	1.427	1.538	0.010	AVRG	7.8
2,4,6-Tribromophenol	0.095	0.095	0.010	AVRG	0.0
Terphenyl-d14	0.622	0.672	0.010	AVRG	8.0

(1) Cannot be separated from Diphenylamine

<- Exceeds QC limit of 20% D

* RF less than minimum RF

Analytical Resources, Inc.

CONTINUING CALIBRATION COMPOUNDS

Instrument ID: nt2.i Injection Date: 18-JUN-2009 11:22
 Lab File ID: cc0618.d Init. Cal. Date(s): 11-MAY-2009 11-MAY-2009
 Analysis Type: SOIL Init. Cal. Times: 12:17 15:06
 Lab Sample ID: ABN 2.5 Quant Type: ISTD
 Method: /chem3/nt2.i/20090618.b/SIMABN.m

COMPOUND	MIN		MAX		CURVE TYPE	
	RRF / AMOUNT	RF2	RRF	%D / %DRIFT		
\$ 1 2-Fluorophenol	1.19489	1.23351	0.010	3.23209	20.00000	Averaged
\$ 2 Phenol-d5	1.58220	1.65130	0.010	4.36737	20.00000	Averaged
3 Phenol	2.11010	2.43409	0.010	15.35406	20.00000	Averaged
\$ 5 2-Chlorophenol-d4	1.06328	1.41059	0.010	32.66453	20.00000	Averaged
7 1,3-Dichlorobenzene	1.41315	1.45836	0.010	3.19927	20.00000	Averaged
9 1,4-Dichlorobenzene	1.46539	1.42162	0.010	-2.98698	20.00000	Averaged
\$ 10 1,2-Dichlorobenzene-d4	0.75984	0.81514	0.010	7.27805	20.00000	Averaged
11 Benzyl alcohol	1.34957	0.99677	0.010	-26.14132	20.00000	Averaged
12 1,2-Dichlorobenzene	1.31959	1.42778	0.010	8.19867	20.00000	Averaged
13 2-Methylphenol	1.27618	1.39388	0.010	9.22272	20.00000	Averaged
15 4-Methylphenol	1.30478	1.45159	0.010	11.25222	20.00000	Averaged
16 N-Nitroso-di-n-propylamine	1.22051	1.22910	0.050	0.70429	20.00000	Averaged
\$ 18 Nitrobenzene-d5	0.54291	0.53056	0.010	-2.27564	20.00000	Averaged
22 2,4-Dimethylphenol	0.49150	0.47587	0.010	-3.18058	20.00000	Averaged
26 1,2,4-Trichlorobenzene	0.31115	0.31245	0.010	0.41756	20.00000	Averaged
30 Hexachlorobutadiene	0.16199	0.16913	0.010	4.40513	20.00000	Averaged
\$ 36 2-Fluorobiphenyl	1.42681	1.53786	0.010	7.78241	20.00000	Averaged
39 Dimethylphthalate	1.49596	1.51708	0.010	1.41140	20.00000	Averaged
50 Diethylphthalate	1.52467	1.61567	0.010	5.96808	20.00000	Averaged
54 N-Nitrosodiphenylamine	0.60044	0.58772	0.010	-2.11837	20.00000	Averaged
\$ 55 2,4,6-Tribromophenol	0.09454	0.09487	0.010	0.34345	20.00000	Averaged
57 Hexachlorobenzene	0.21873	0.22305	0.010	1.97331	20.00000	Averaged
58 Pentachlorophenol	0.13452	0.12930	0.005	-3.88160	20.00000	Averaged
\$ 66 Terphenyl-d14	0.62214	0.67190	0.010	7.99837	20.00000	Averaged
67 Butylbenzylphthalate	0.77797	0.81101	0.010	4.24796	20.00000	Averaged
79 Dibenzo(a,h)anthracene	0.92895	0.96691	0.010	4.08639	20.00000	Averaged
90 N-Nitrosodimethylamine	0.94401	1.00848	0.010	6.82954	20.00000	Averaged

Analytical Resources, Inc.

Semivolatile Report SW846 Method 8270D

Data file : /chem3/nt2.i/20090618.b/cc0618.d
 Lab Smp Id: ABN 2.5
 Inj Date : 18-JUN-2009 11:22
 Operator : VTS
 Smp Info : ABN 2.5
 Misc Info :
 Comment :
 Method : /chem3/nt2.i/20090618.b/SIMABN.m
 Meth Date : 18-Jun-2009 12:07 peter
 Cal Date : 11-MAY-2009 13:57
 Als bottle: 1
 Dil Factor: 1.00000
 Integrator: HP RTE
 Target Version: 3.50

Inst ID: nt2.i
 Quant Type: ISTD
 Cal File: ic051104.d
 Continuing Calibration Sample
 Compound Sublist: wind.sub

Concentration Formula: Amt * DF * Vt / (Ws * (100 - M) / 100) * CpndVariable

Name	Value	Description
DF	1.00000	Dilution Factor
Vt	1000.00000	Volume of final extract (uL)
Ws	16.00000	Weight of sample extracted (g)
M	0.00000	% Moisture

Cpnd Variable

Local Compound Variable

Compounds	QUANT SIG	RT	EXP RT	REL RT	RESPONSE	AMOUNTS	
						CAL-AMT (ug/mL)	ON-COL (ug/mL)
\$ 1 2-Fluorophenol	112	5.206	5.206	(0.738)	203426	2.50000	2.581
\$ 2 Phenol-d5	99	6.669	6.669	(0.945)	272326	2.50000	2.609
3 Phenol	94	6.680	6.680	(0.947)	401421	2.50000	2.884
\$ 5 2-Chlorophenol-d4	132	6.761	6.761	(0.958)	232630	2.50000	3.317
7 1,3-Dichlorobenzene	146	6.986	6.986	(0.990)	240508	2.50000	2.580
* 8 1,4-Dichlorobenzene-d4	152	7.055	7.055	(1.000)	131933	2.00000	
9 1,4-Dichlorobenzene	146	7.072	7.072	(1.002)	234448	2.50000	2.425
\$ 10 1,2-Dichlorobenzene-d4	152	7.332	7.332	(1.039)	134430	2.50000	2.682
11 Benzyl alcohol	79	7.332	7.332	(1.039)	821920	12.5000	9.232 (M)
12 1,2-Dichlorobenzene	146	7.349	7.349	(1.042)	235464	2.50000	2.705
13 2-Methylphenol	108	7.576	7.576	(1.074)	229873	2.50000	2.731 (M)
15 4-Methylphenol	108	7.807	7.807	(1.107)	239391	2.50000	2.781 (M)
16 N-Nitroso-di-n-propylamine	70	7.776	7.776	(1.102)	202699	2.50000	2.518
\$ 18 Nitrobenzene-d5	82	7.946	7.946	(0.880)	278838	2.50000	2.443
22 2,4-Dimethylphenol	107	8.602	8.602	(0.953)	250094	2.50000	2.420

Compounds	QUANT SIG				AMOUNTS		
	MASS	RT	EXP RT	REL RT	RESPONSE	CAL-AMT (ug/mL)	ON-COL (ug/mL)
26 1,2,4-Trichlorobenzene	180	8.986	8.986	(0.996)	164208	2.50000	2.510
* 27 Naphthalene-d8	136	9.024	9.024	(1.000)	420445	2.00000	
30 Hexachlorobutadiene	225	9.389	9.389	(1.040)	88885	2.50000	2.610
\$ 36 2-Fluorobiphenyl	172	10.811	10.811	(0.914)	378718	2.50000	2.695
39 Dimethylphthalate	163	11.538	11.538	(0.975)	373601	2.50000	2.535
* 42 Acenaphthene-d10	162	11.832	11.832	(1.000)	197011	2.00000	
50 Diethylphthalate	149	12.686	12.686	(1.072)	397880	2.50000	2.649
54 N-Nitrosodiphenylamine	169	12.940	12.940	(0.913)	245034	2.50000	2.447
\$ 55 2,4,6-Tribromophenol	330	13.125	13.125	(0.926)	39552	2.50000	2.509
57 Hexachlorobenzene	284	13.713	13.713	(0.967)	92993	2.50000	2.549
58 Pentachlorophenol	266	14.021	14.021	(0.989)	269536	12.5000	12.01
* 59 Phenanthrene-d10	188	14.175	14.175	(1.000)	333538	2.00000	
\$ 66 Terphenyl-d14	244	16.813	16.813	(0.912)	230319	2.50000	2.700
67 Butylbenzylphthalate	149	17.704	17.704	(0.961)	278004	2.50000	2.606
* 69 Chrysene-d12	240	18.430	18.430	(1.000)	274229	2.00000	
* 77 Perylene-d12	264	20.569	20.569	(1.000)	249843	2.00000	
79 Dibenzo(a,h)anthracene	278	21.954	21.954	(1.067)	301971	2.50000	2.602
90 N-Nitrosodimethylamine	74	2.844	2.844	(0.403)	166315	2.50000	2.671

QC Flag Legend

M - Compound response manually integrated.

Analytical Resources, Inc.

INTERNAL STANDARD COMPOUNDS
 AREA AND RT SUMMARY

Instrument ID: nt2.i
 Lab File ID: cc0618.d
 Lab Smp Id: ABN 2.5
 Analysis Type: SV
 Quant Type: ISTD
 Operator: VTS
 Method File: /chem3/nt2.i/20090618.b/SIMABN.m
 Misc Info:

Calibration Date: 18-JUN-2009
 Calibration Time: 10:38
 Level: LOW
 Sample Type: SOIL

Test Mode:
 Use Initial Calibration Level 4.

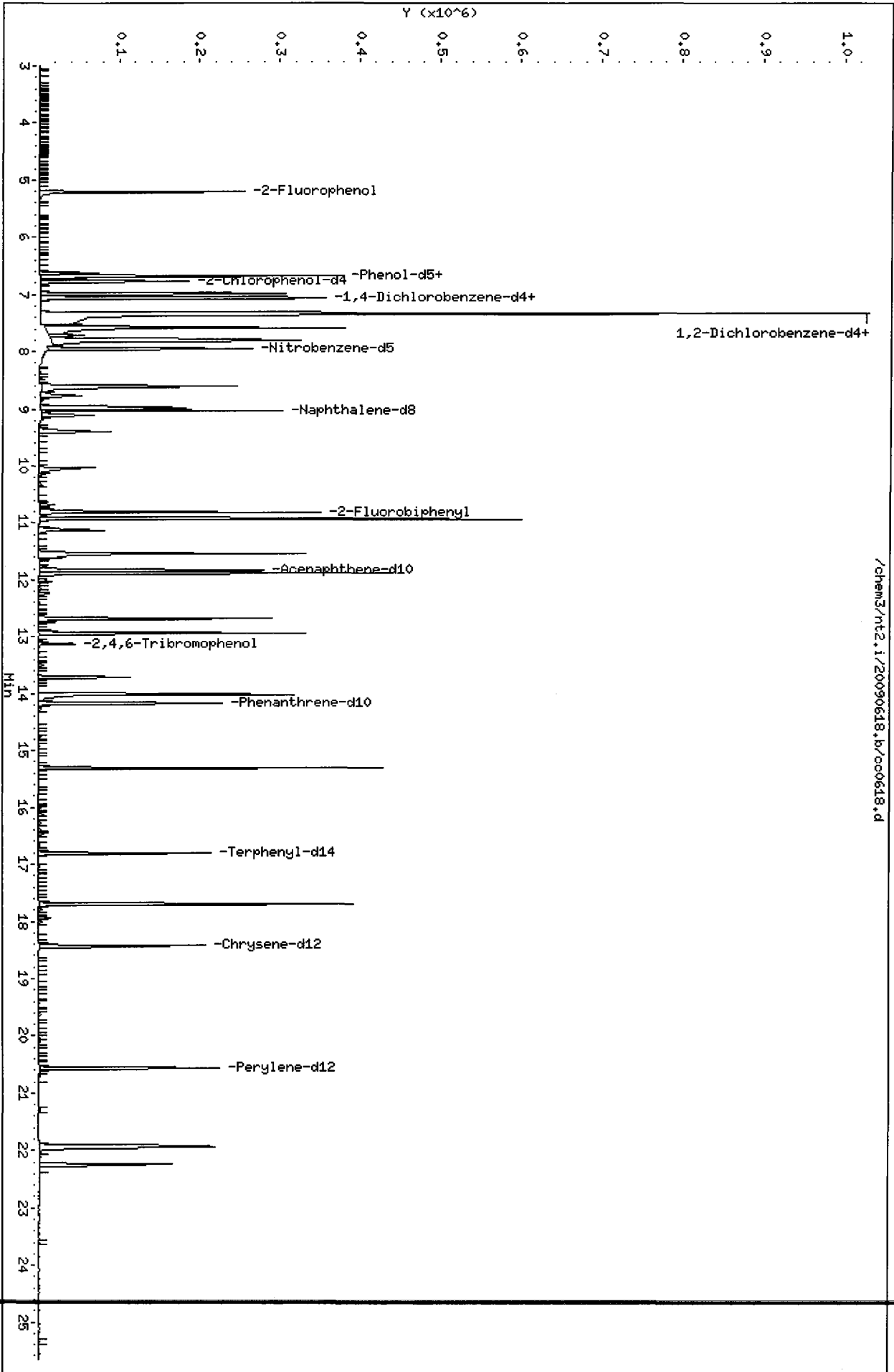
COMPOUND	STANDARD	AREA LIMIT		SAMPLE	%DIFF
		LOWER	UPPER		
8 1,4-Dichlorobenze	119785	59892	239570	131933	10.14
27 Naphthalene-d8	372217	186108	744434	420445	12.96
42 Acenaphthene-d10	182713	91356	365426	197011	7.83
59 Phenanthrene-d10	286879	143440	573758	333538	16.26
69 Chrysene-d12	251912	125956	503824	274229	8.86
77 Perylene-d12	231524	115762	463048	249843	7.91

COMPOUND	STANDARD	RT LIMIT		SAMPLE	%DIFF
		LOWER	UPPER		
8 1,4-Dichlorobenze	7.06	6.56	7.56	7.06	0.00
27 Naphthalene-d8	9.02	8.52	9.52	9.02	0.00
42 Acenaphthene-d10	11.83	11.33	12.33	11.83	0.00
59 Phenanthrene-d10	14.18	13.68	14.68	14.18	0.00
69 Chrysene-d12	18.43	17.93	18.93	18.43	0.00
77 Perylene-d12	20.57	20.07	21.07	20.57	0.00

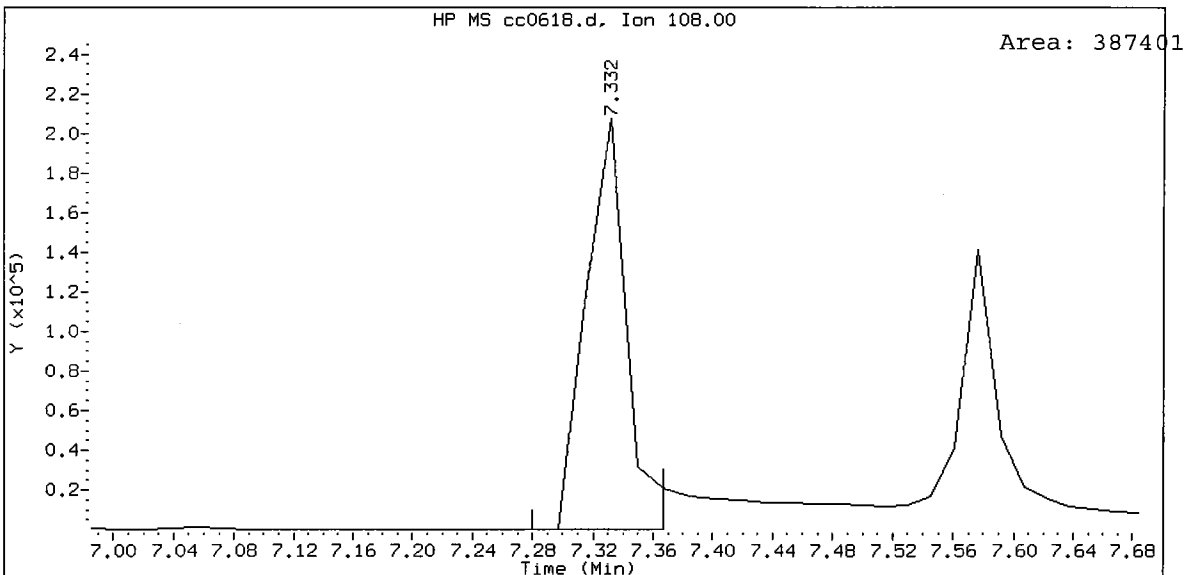
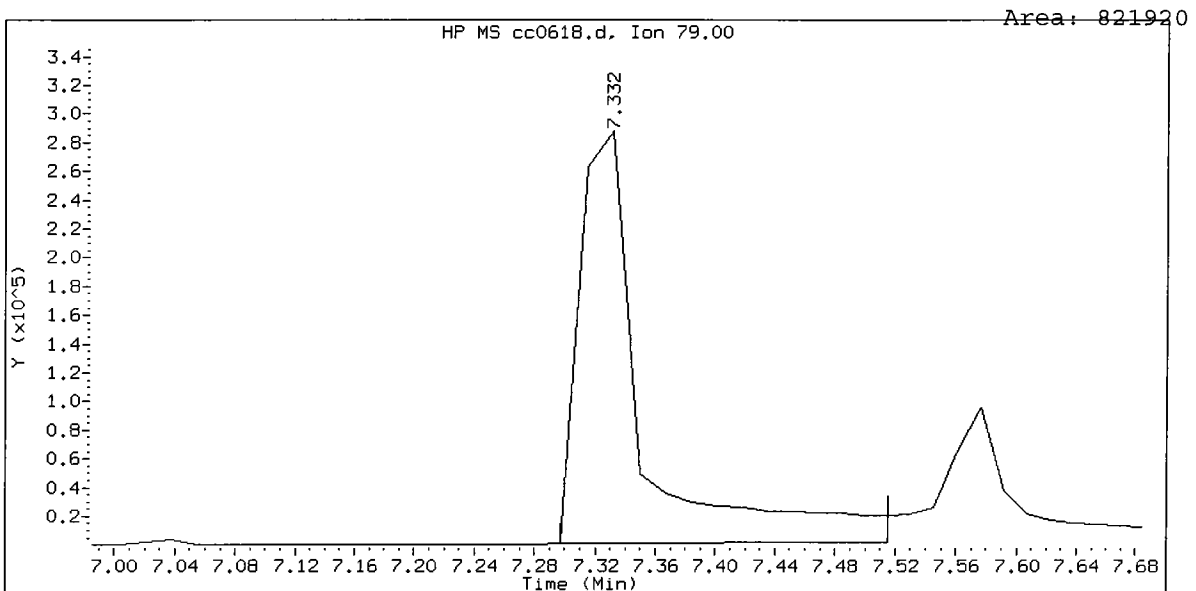
AREA UPPER LIMIT = +100% of internal standard area.
 AREA LOWER LIMIT = - 50% of internal standard area.
 RT UPPER LIMIT = + 0.50 minutes of internal standard RT.
 RT LOWER LIMIT = - 0.50 minutes of internal standard RT.

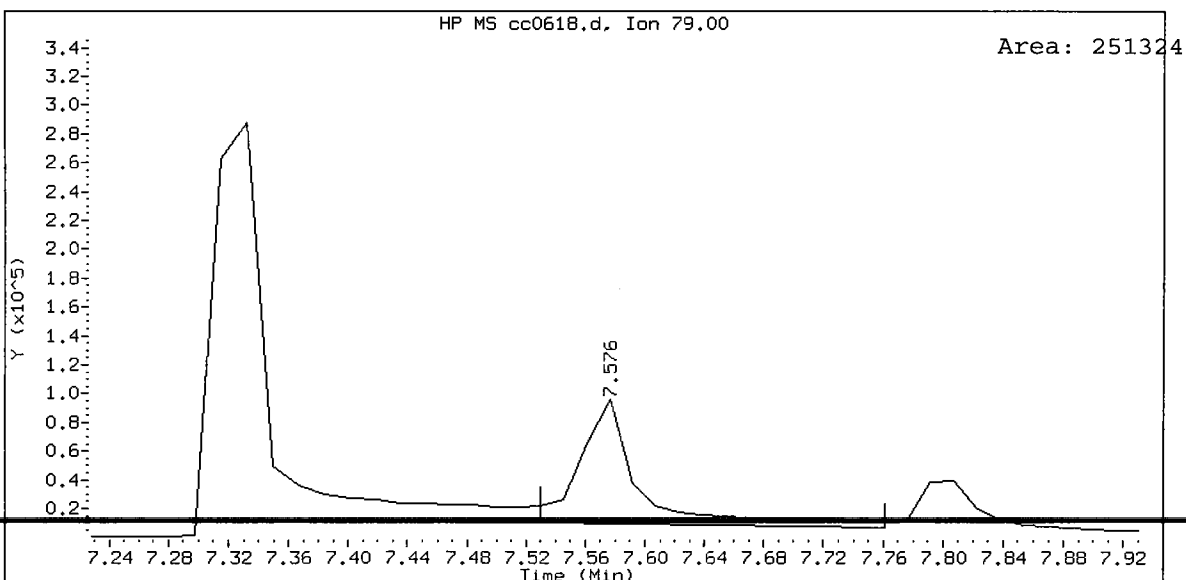
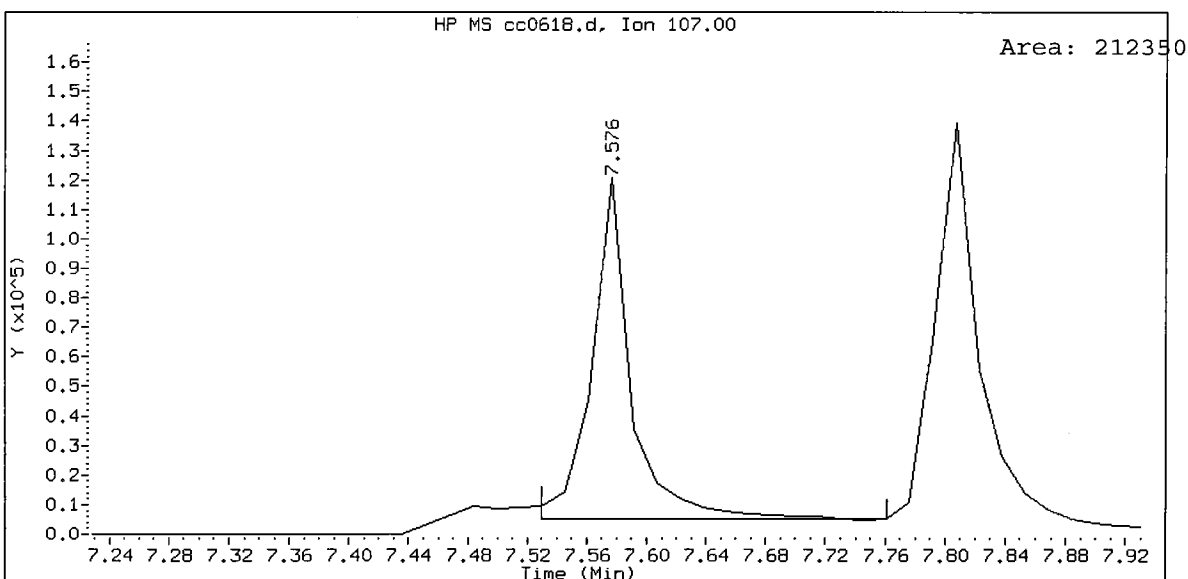
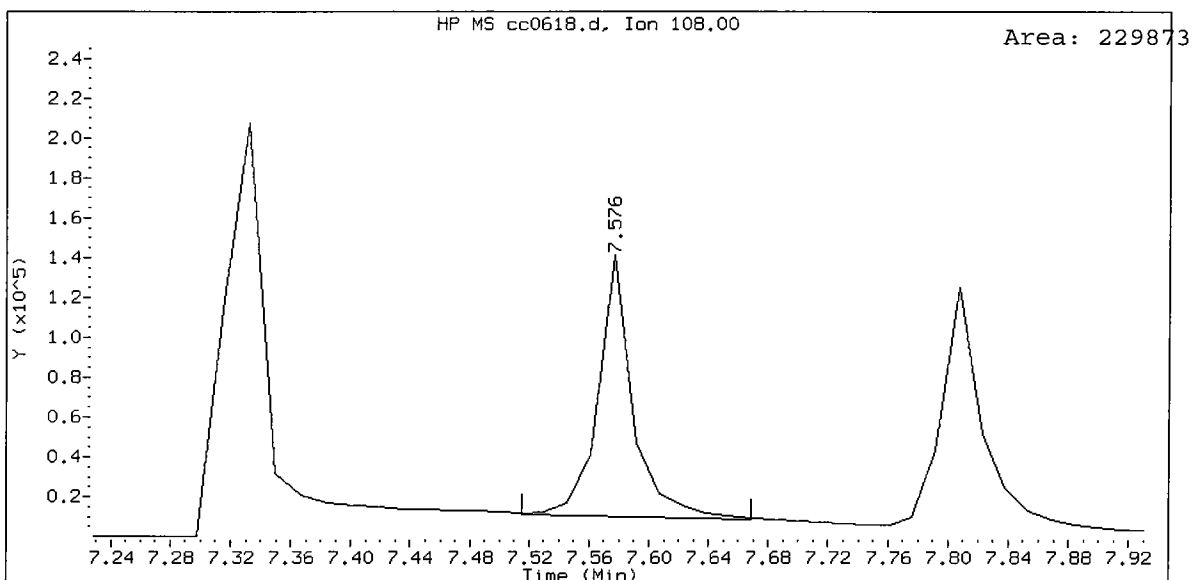
Data File: /chem3/nt2.1/20090618.b/c00618.d
Date: 18-JUN-2009 11:22
Client ID:
Sample Info: ABN 2.5
Volume Injected (uL): 2.0
Column phase: ZB-5

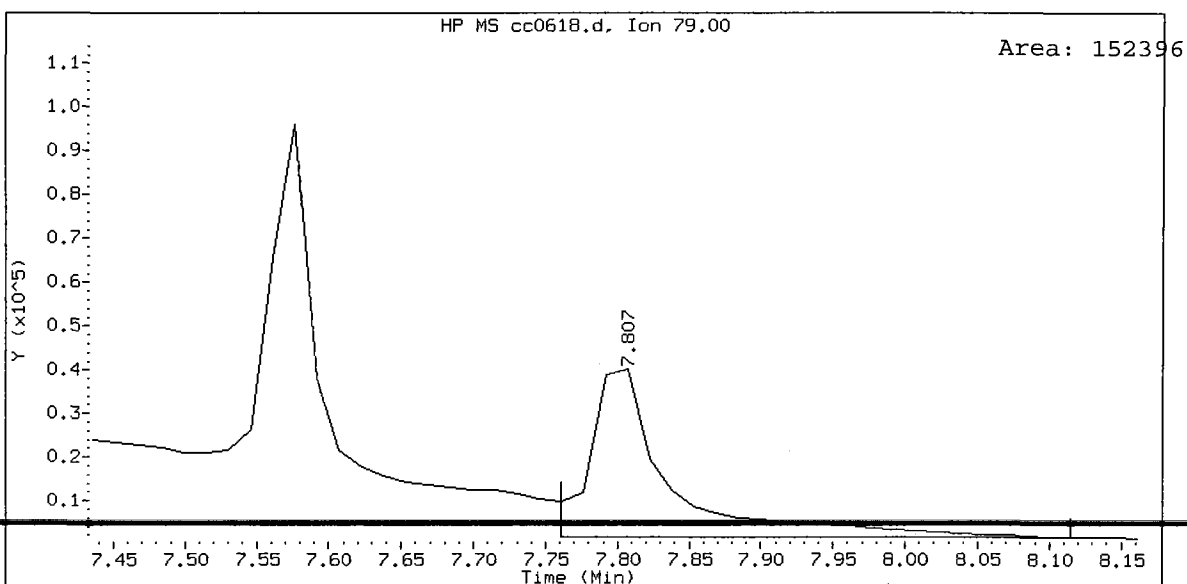
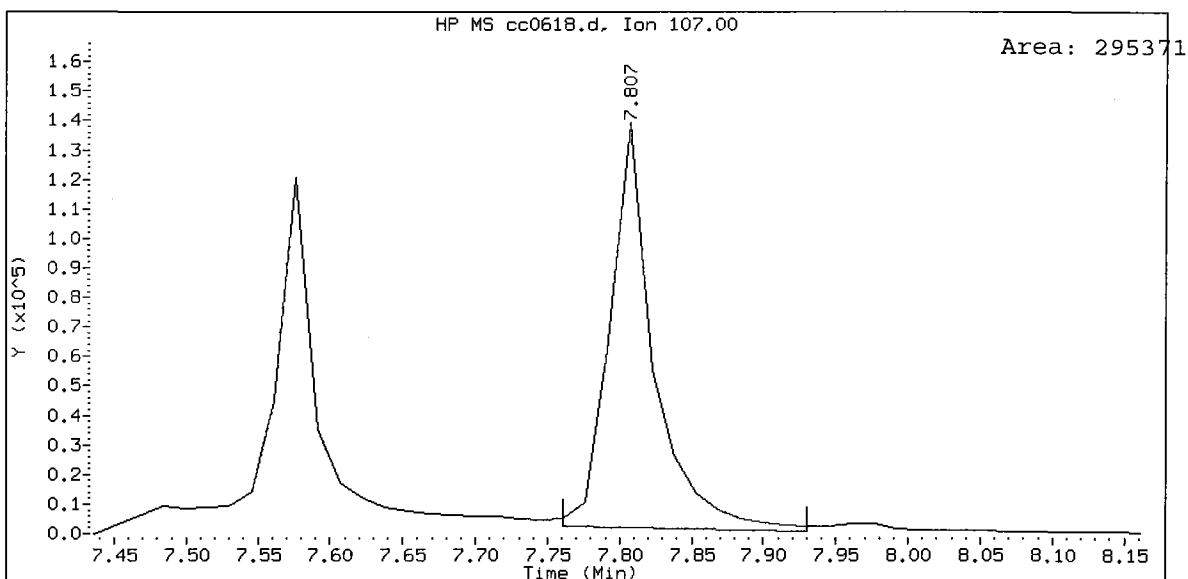
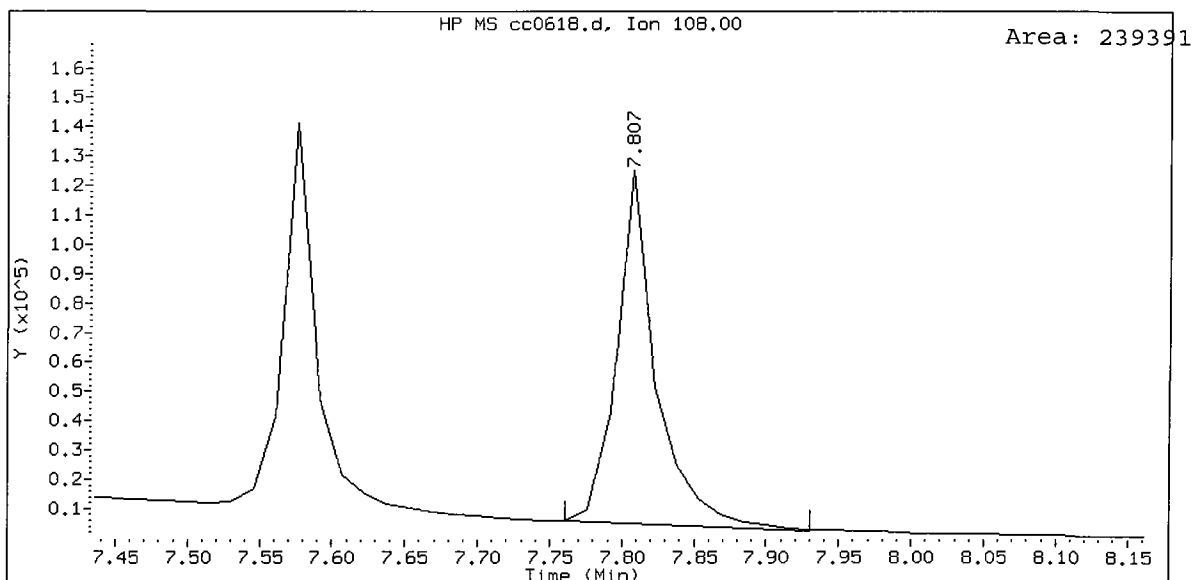
Instrument: nt2.1
Operator: VTS
Column diameter: 0.32



ABN 2.5, /chem3/nt2.i/20090618.b/cc0618.d
Benzyl alcohol Amount: 9.23







SEMIVOLATILE 8270-D CONTINUING CALIBRATION CHECK

Lab Name: ANALYTICAL RESOURCES, INC

Client: ESC

ARI Job No: PB63

Project: JELD-WEN NORD DOOR

Instrument ID: NT2

Cont. Calib. Date: 06/19/09

Init. Calib. Date: 05/11/09

Cont. Calib. Time: 1136

COMPOUND	CalAmt or ARF	CC Amt or RF	MIN RRF	CURVE TYPE	%D or Drift
Phenol	2.110	2.324	0.800	AVRG	10.1
1,3-Dichlorobenzene	1.413	1.421	0.010	AVRG	0.6
1,4-Dichlorobenzene	1.465	1.418	0.010	AVRG	-3.2
1,2-Dichlorobenzene	1.320	1.391	0.010	AVRG	5.4
Benzyl alcohol	1.350	1.278	0.010	AVRG	-5.3
2-Methylphenol	1.276	1.374	0.700	AVRG	7.7
N-Nitroso-di-n-propylamine	1.220	1.194	0.500	AVRG	-2.1
4-Methylphenol	1.305	1.430	0.600	AVRG	9.6
2,4-Dimethylphenol	0.492	0.482	0.200	AVRG	-2.0
1,2,4-Trichlorobenzene	0.311	0.317	0.010	AVRG	1.9
Hexachlorobutadiene	0.162	0.178	0.010	AVRG	9.9
Dimethylphthalate	1.496	1.452	0.010	AVRG	-2.9
Diethylphthalate	1.525	1.554	0.010	AVRG	1.9
N-Nitrosodiphenylamine(1)	0.600	0.590	0.010	AVRG	-1.7
Hexachlorobenzene	0.219	0.217	0.100	AVRG	-0.9
Pentachlorophenol	0.134	0.134	0.050	AVRG	0.0
Butylbenzylphthalate	0.778	0.791	0.010	AVRG	1.7
Dibenzo(a,h)anthracene	0.929	1.047	0.400	AVRG	12.7
N-Nitrosodimethylamine	0.944	0.997	0.010	AVRG	5.6
2-Fluorophenol	1.195	1.232	0.010	AVRG	3.1
Phenol-d5	1.582	1.649	0.010	AVRG	4.2
2-Chlorophenol-d4	1.063	1.104	0.010	AVRG	3.8
1,2-Dichlorobenzene-d4	0.760	0.815	0.010	AVRG	7.2
Nitrobenzene-d5	0.543	0.545	0.010	AVRG	0.4
2-Fluorobiphenyl	1.427	1.458	0.010	AVRG	2.2
2,4,6-Tribromophenol	0.095	0.096	0.010	AVRG	1.0
Terphenyl-d14	0.622	0.665	0.010	AVRG	6.9

(1) Cannot be separated from Diphenylamine

<- Exceeds QC limit of 20% D

* RF less than minimum RF

Analytical Resources, Inc.

CONTINUING CALIBRATION COMPOUNDS

Instrument ID: nt2.i Injection Date: 19-JUN-2009 11:36
 Lab File ID: cc0619.d Init. Cal. Date(s): 11-MAY-2009 11-MAY-2009
 Analysis Type: SOIL Init. Cal. Times: 12:17 15:06
 Lab Sample ID: ABN 2.5 Quant Type: ISTD
 Method: /chem3/nt2.i/20090619.b/SIMABN.m

COMPOUND	RRF / AMOUNT	RF2	MIN		MAX		CURVE TYPE
			RRF	%D / %DRIFT	%D / %DRIFT		
\$ 1 2-Fluorophenol	1.19489	1.23243	0.010	3.14122	20.00000	Averaged	
\$ 2 Phenol-d5	1.58220	1.64932	0.010	4.24204	20.00000	Averaged	
3 Phenol	2.11010	2.32395	0.010	10.13461	20.00000	Averaged	
\$ 5 2-Chlorophenol-d4	1.06328	1.10366	0.010	3.79757	20.00000	Averaged	
7 1,3-Dichlorobenzene	1.41315	1.42146	0.010	0.58801	20.00000	Averaged	
9 1,4-Dichlorobenzene	1.46539	1.41803	0.010	-3.23173	20.00000	Averaged	
\$ 10 1,2-Dichlorobenzene-d4	0.75984	0.81501	0.010	7.26073	20.00000	Averaged	
11 Benzyl alcohol	1.34957	1.27767	0.010	-5.32720	20.00000	Averaged	
12 1,2-Dichlorobenzene	1.31959	1.39142	0.010	5.44322	20.00000	Averaged	
13 2-Methylphenol	1.27618	1.37415	0.010	7.67638	20.00000	Averaged	
15 4-Methylphenol	1.30478	1.43005	0.010	9.60116	20.00000	Averaged	
16 N-Nitroso-di-n-propylamine	1.22051	1.19353	0.050	-2.21004	20.00000	Averaged	
\$ 18 Nitrobenzene-d5	0.54291	0.54510	0.010	0.40268	20.00000	Averaged	
22 2,4-Dimethylphenol	0.49150	0.48155	0.010	-2.02331	20.00000	Averaged	
26 1,2,4-Trichlorobenzene	0.31115	0.31738	0.010	2.00280	20.00000	Averaged	
30 Hexachlorobutadiene	0.16199	0.17798	0.010	9.86864	20.00000	Averaged	
\$ 36 2-Fluorobiphenyl	1.42681	1.45850	0.010	2.22104	20.00000	Averaged	
39 Dimethylphthalate	1.49596	1.45202	0.010	-2.93769	20.00000	Averaged	
50 Diethylphthalate	1.52467	1.55368	0.010	1.90241	20.00000	Averaged	
54 N-Nitrosodiphenylamine	0.60044	0.59006	0.010	-1.72895	20.00000	Averaged	
\$ 55 2,4,6-Tribromophenol	0.09454	0.09615	0.010	1.69608	20.00000	Averaged	
57 Hexachlorobenzene	0.21873	0.21678	0.010	-0.89228	20.00000	Averaged	
58 Pentachlorophenol	0.13452	0.13458	0.005	0.04313	20.00000	Averaged	
\$ 66 Terphenyl-d14	0.62214	0.66476	0.010	6.85078	20.00000	Averaged	
67 Butylbenzylphthalate	0.77797	0.79135	0.010	1.72071	20.00000	Averaged	
79 Dibenzo(a,h)anthracene	0.92895	1.04689	0.010	12.69567	20.00000	Averaged	
90 N-Nitrosodimethylamine	0.94401	0.99696	0.010	5.60882	20.00000	Averaged	

Analytical Resources, Inc.

Semivolatle Report SW846 Method 8270D

Data file : /chem3/nt2.i/20090619.b/cc0619.d
 Lab Smp Id: ABN 2.5
 Inj Date : 19-JUN-2009 11:36
 Operator : VTS
 Smp Info : ABN 2.5
 Misc Info :
 Comment :
 Method : /chem3/nt2.i/20090619.b/SIMABN.m
 Meth Date : 19-Jun-2009 12:51 peter
 Cal Date : 11-MAY-2009 13:57
 Als bottle: 1
 Dil Factor: 1.00000
 Integrator: HP RTE
 Target Version: 3.50

Inst ID: nt2.i
 Quant Type: ISTD
 Cal File: ic051104.d
 Continuing Calibration Sample
 Compound Sublist: wind.sub

Concentration Formula: Amt * DF * Vt/(Ws * (100 - M)/100) * CpndVariable

Name	Value	Description
DF	1.00000	Dilution Factor
Vt	1000.00000	Volume of final extract (uL)
Ws	16.00000	Weight of sample extracted (g)
M	0.00000	% Moisture

Cpnd Variable

Local Compound Variable

Compounds	QUANT	SIG	RT	EXP RT	REL RT	RESPONSE	AMOUNTS	
							CAL-AMT (ug/mL)	ON-COL (ug/mL)
\$ 1 2-Fluorophenol	112	==	4.982	4.982	(0.731)	190003	2.50000	2.579
\$ 2 Phenol-d5	99	==	6.462	6.462	(0.948)	254275	2.50000	2.606
3 Phenol	94	==	6.474	6.474	(0.949)	358284	2.50000	2.753
\$ 5 2-Chlorophenol-d4	132	==	6.543	6.543	(0.960)	170151	2.50000	2.595
7 1,3-Dichlorobenzene	146	==	6.766	6.766	(0.992)	219147	2.50000	2.515
* 8 1,4-Dichlorobenzene-d4	152	==	6.818	6.818	(1.000)	123336	2.00000	
9 1,4-Dichlorobenzene	146	==	6.835	6.835	(1.003)	218618	2.50000	2.419
\$ 10 1,2-Dichlorobenzene-d4	152	==	7.112	7.112	(1.043)	125650	2.50000	2.682
11 Benzyl alcohol	79	==	7.112	7.112	(1.043)	984894	12.5000	11.83 (M)
12 1,2-Dichlorobenzene	146	==	7.130	7.130	(1.046)	214515	2.50000	2.636
13 2-Methylphenol	108	==	7.377	7.377	(1.082)	211852	2.50000	2.692 (M)
15 4-Methylphenol	108	==	7.608	7.608	(1.116)	220470	2.50000	2.740 (M)
16 N-Nitroso-di-n-propylamine	70	==	7.562	7.562	(1.109)	184007	2.50000	2.445
\$ 18 Nitrobenzene-d5	82	==	7.716	7.716	(0.876)	256176	2.50000	2.510
22 2,4-Dimethylphenol	107	==	8.400	8.400	(0.954)	226312	2.50000	2.449

Compounds	QUANT SIG				AMOUNTS		
	MASS	RT	EXP RT	REL RT	RESPONSE	CAL-AMT (ug/mL)	ON-COL (ug/mL)
=====	====	==	=====	=====	=====	=====	=====
26 1,2,4-Trichlorobenzene	180	8.765	8.765	(0.996)	149156	2.50000	2.550
* 27 Naphthalene-d8	136	8.804	8.804	(1.000)	375970	2.00000	
30 Hexachlorobutadiene	225	9.169	9.169	(1.041)	83642	2.50000	2.747
\$ 36 2-Fluorobiphenyl	172	10.593	10.593	(0.912)	338508	2.50000	2.556
39 Dimethylphthalate	163	11.320	11.320	(0.975)	337002	2.50000	2.427
* 42 Acenaphthene-d10	162	11.614	11.614	(1.000)	185674	2.00000	
50 Diethylphthalate	149	12.462	12.462	(1.073)	360597	2.50000	2.548
54 N-Nitrosodiphenylamine	169	12.716	12.716	(0.913)	226191	2.50000	2.457
\$ 55 2,4,6-Tribromophenol	330	12.890	12.890	(0.925)	36856	2.50000	2.542
57 Hexachlorobenzene	284	13.483	13.483	(0.968)	83099	2.50000	2.478
58 Pentachlorophenol	266	13.776	13.776	(0.989)	257942	12.5000	12.51
* 59 Phenanthrene-d10	188	13.930	13.930	(1.000)	306669	2.00000	
\$ 66 Terphenyl-d14	244	16.578	16.578	(0.912)	206615	2.50000	2.671
67 Butylbenzylphthalate	149	17.468	17.468	(0.961)	245960	2.50000	2.543
* 69 Chrysene-d12	240	18.183	18.183	(1.000)	248648	2.00000	
* 77 Perylene-d12	264	20.306	20.306	(1.000)	221238	2.00000	
79 Dibenzo(a,h)anthracene	278	21.676	21.676	(1.067)	289515	2.50000	2.817
90 N-Nitrosodimethylamine	74	2.566	2.566	(0.376)	153701	2.50000	2.640

QC Flag Legend

M - Compound response manually integrated.

Analytical Resources, Inc.

INTERNAL STANDARD COMPOUNDS
 AREA AND RT SUMMARY

Instrument ID: nt2.i
 Lab File ID: cc0619.d
 Lab Smp Id: ABN 2.5
 Analysis Type: SV
 Quant Type: ISTD
 Operator: VTS
 Method File: /chem3/nt2.i/20090619.b/SIMABN.m
 Misc Info:

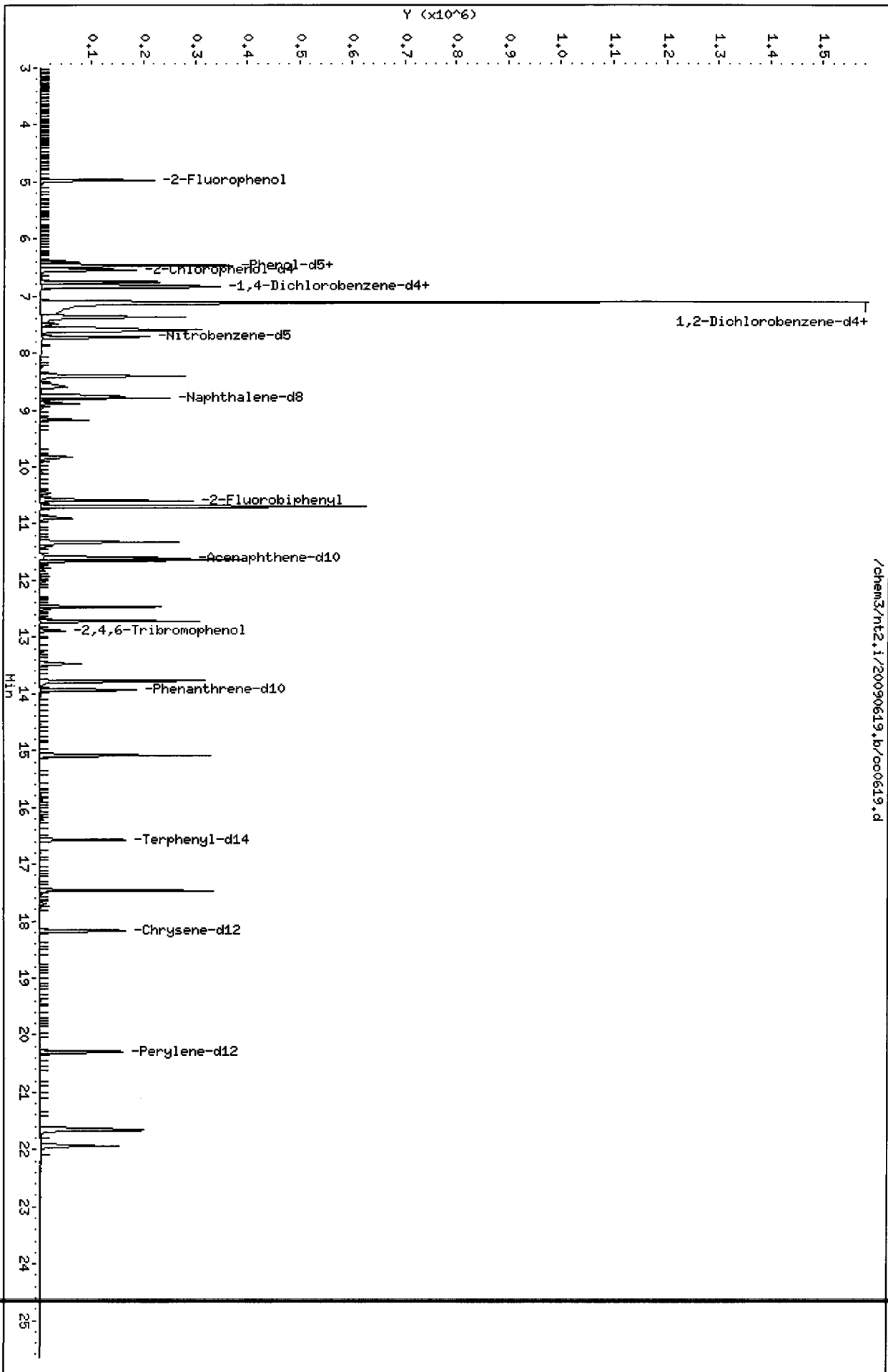
Calibration Date: 19-JUN-2009
 Calibration Time: 10:57
 Level: LOW
 Sample Type: SOIL

Test Mode:
 Use Initial Calibration Level 4.

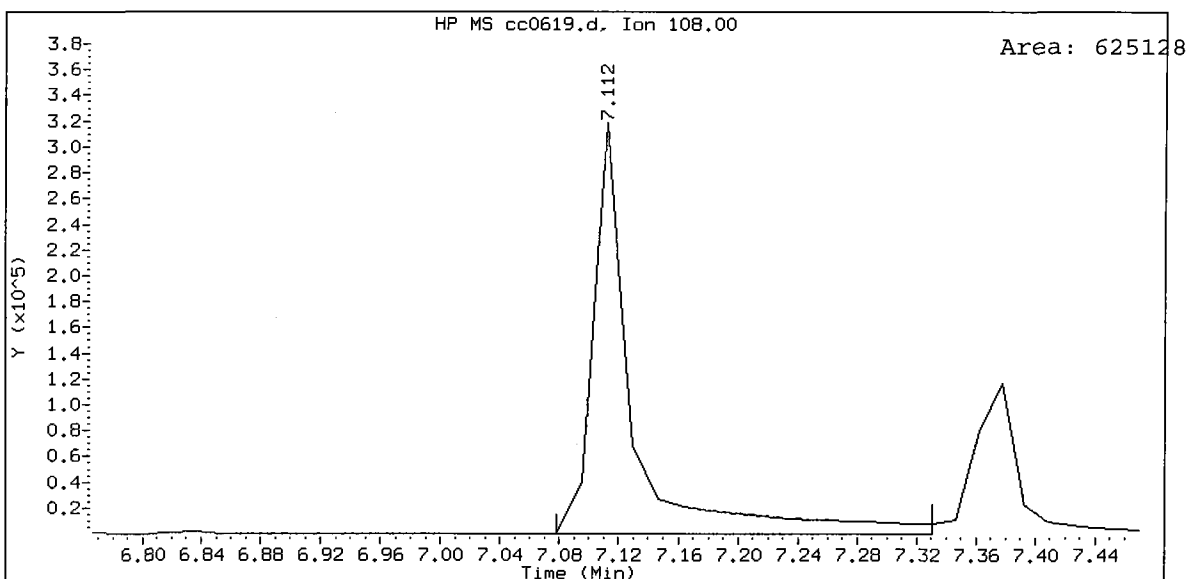
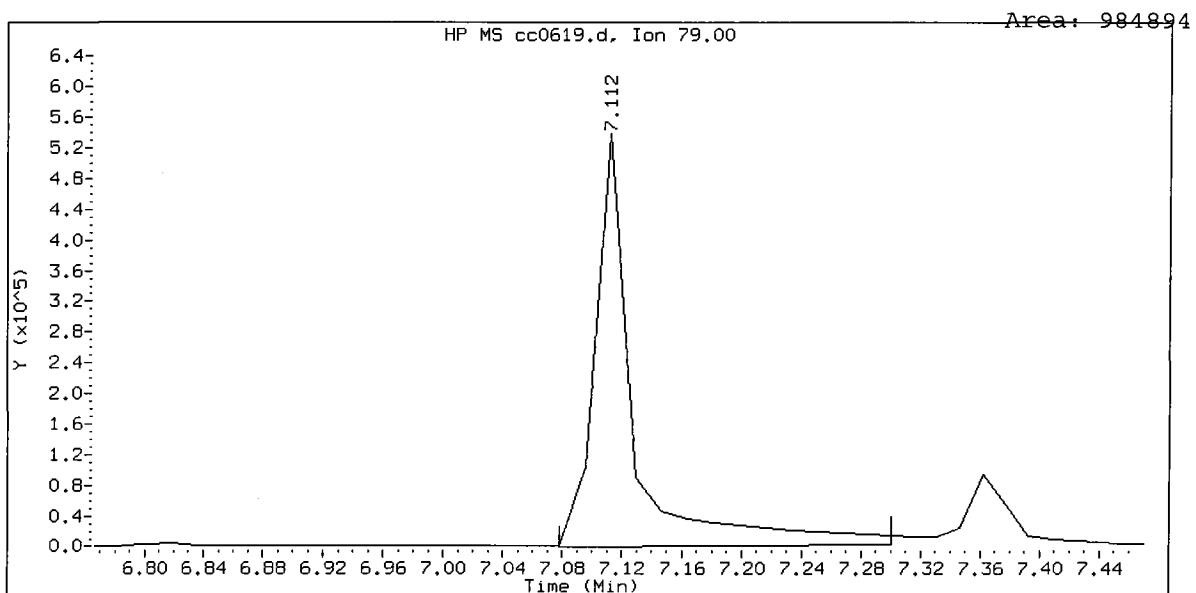
COMPOUND	STANDARD	AREA LIMIT		SAMPLE	%DIFF
		LOWER	UPPER		
8 1,4-Dichlorobenze	119785	59892	239570	123336	2.96
27 Naphthalene-d8	372217	186108	744434	375970	1.01
42 Acenaphthene-d10	182713	91356	365426	185674	1.62
59 Phenanthrene-d10	286879	143440	573758	306669	6.90
69 Chrysene-d12	251912	125956	503824	248648	-1.30
77 Perylene-d12	231524	115762	463048	221238	-4.44

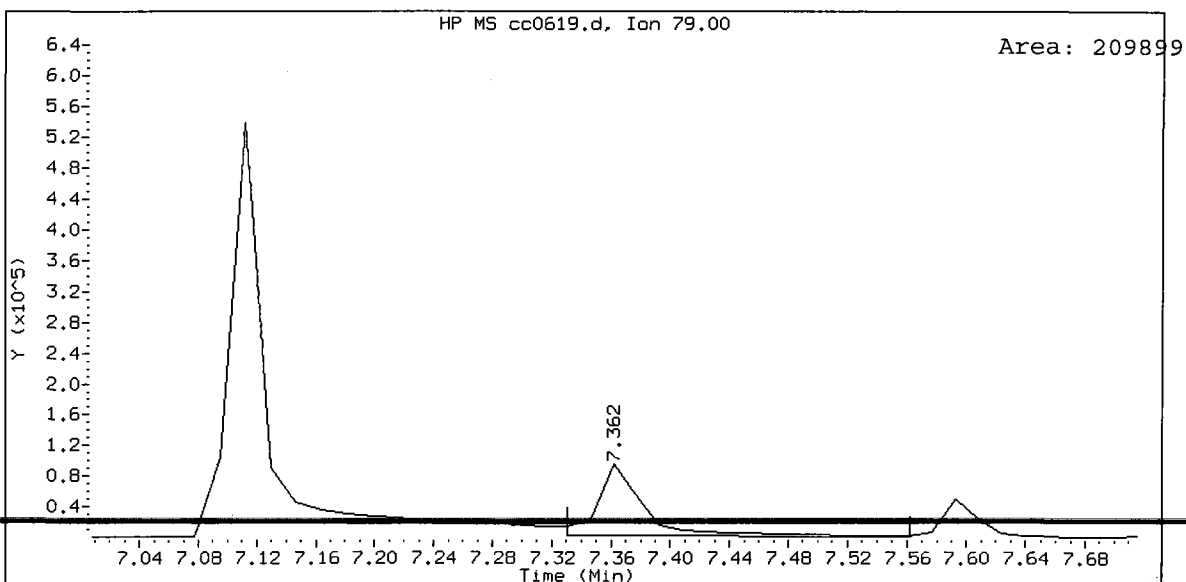
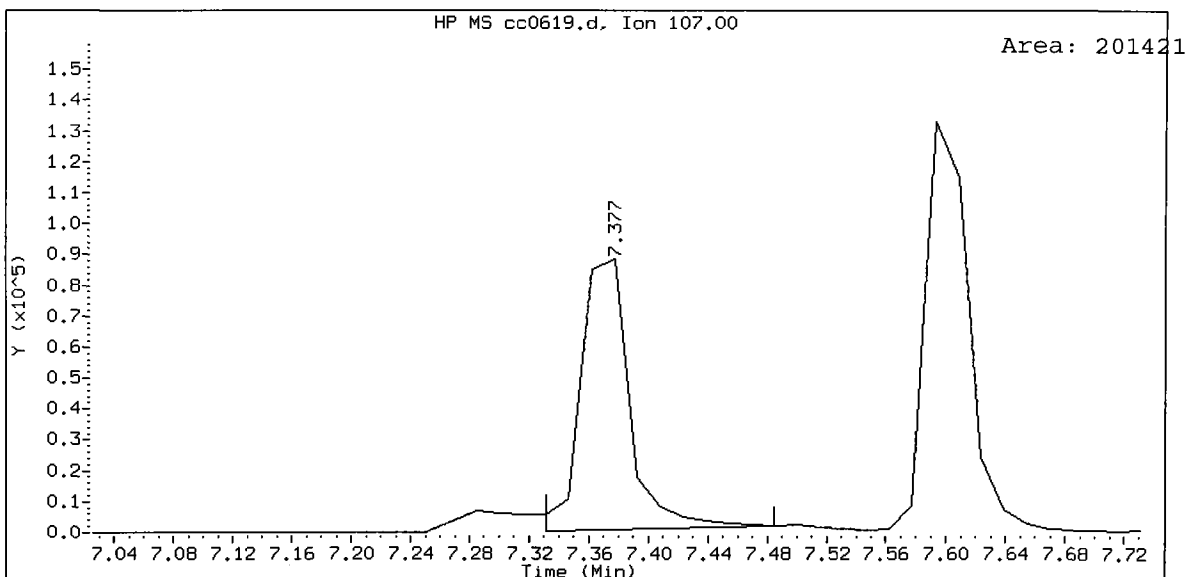
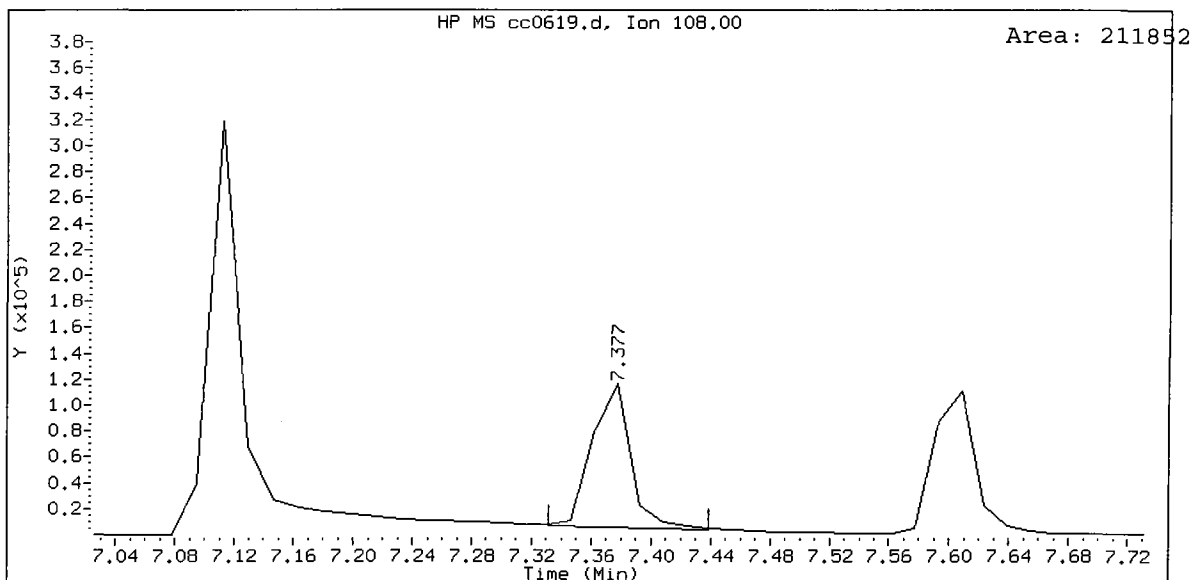
COMPOUND	STANDARD	RT LIMIT		SAMPLE	%DIFF
		LOWER	UPPER		
8 1,4-Dichlorobenze	6.82	6.32	7.32	6.82	0.00
27 Naphthalene-d8	8.80	8.30	9.30	8.80	0.00
42 Acenaphthene-d10	11.61	11.11	12.11	11.61	0.00
59 Phenanthrene-d10	13.93	13.43	14.43	13.93	0.00
69 Chrysene-d12	18.18	17.68	18.68	18.18	0.00
77 Perylene-d12	20.31	19.81	20.81	20.31	0.00

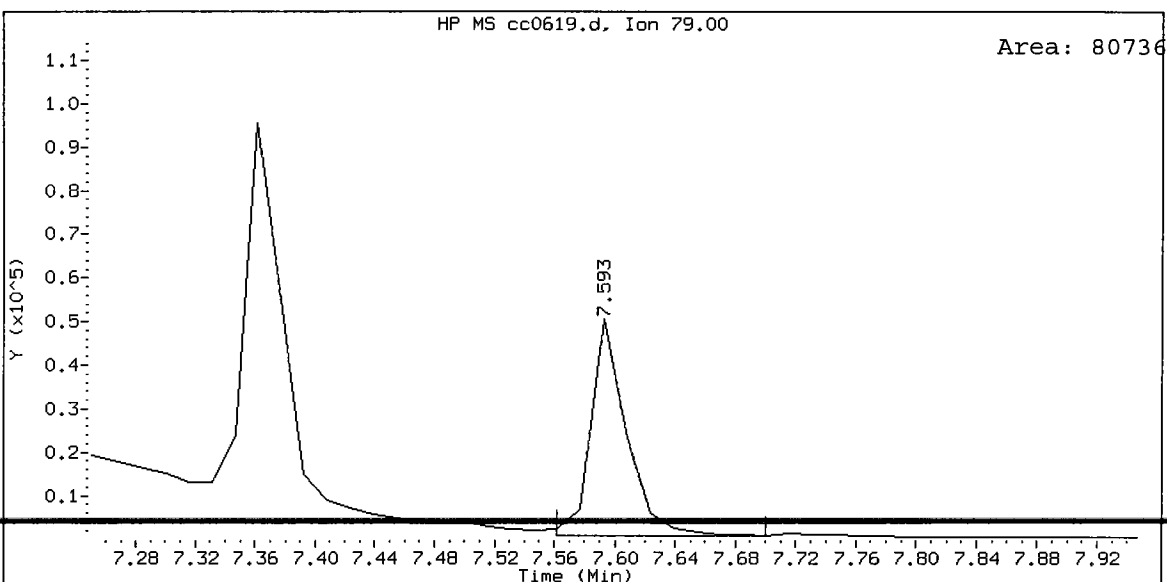
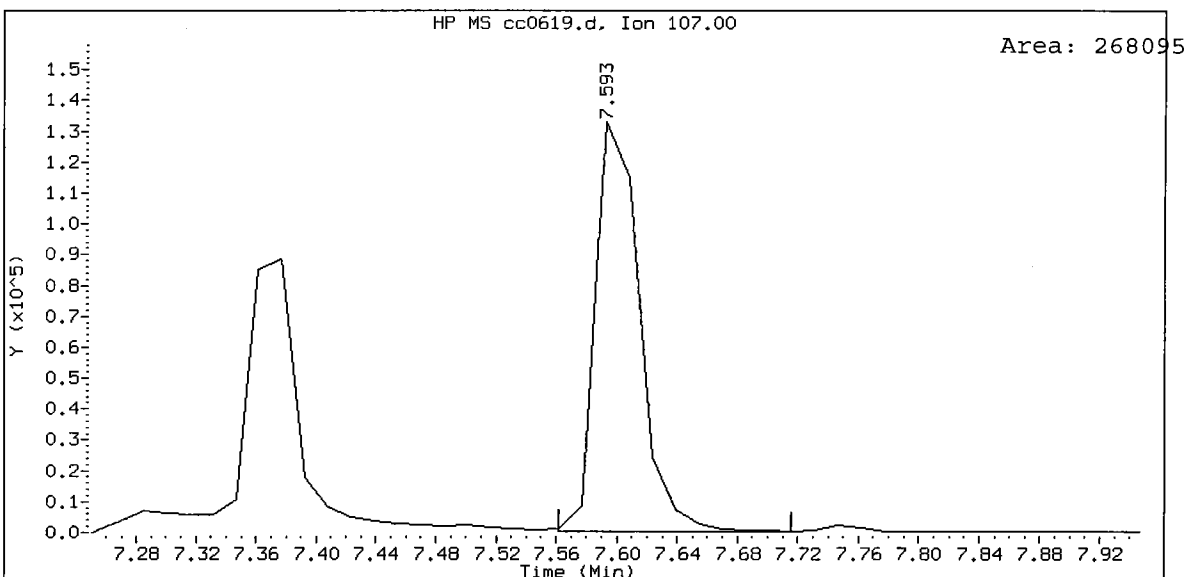
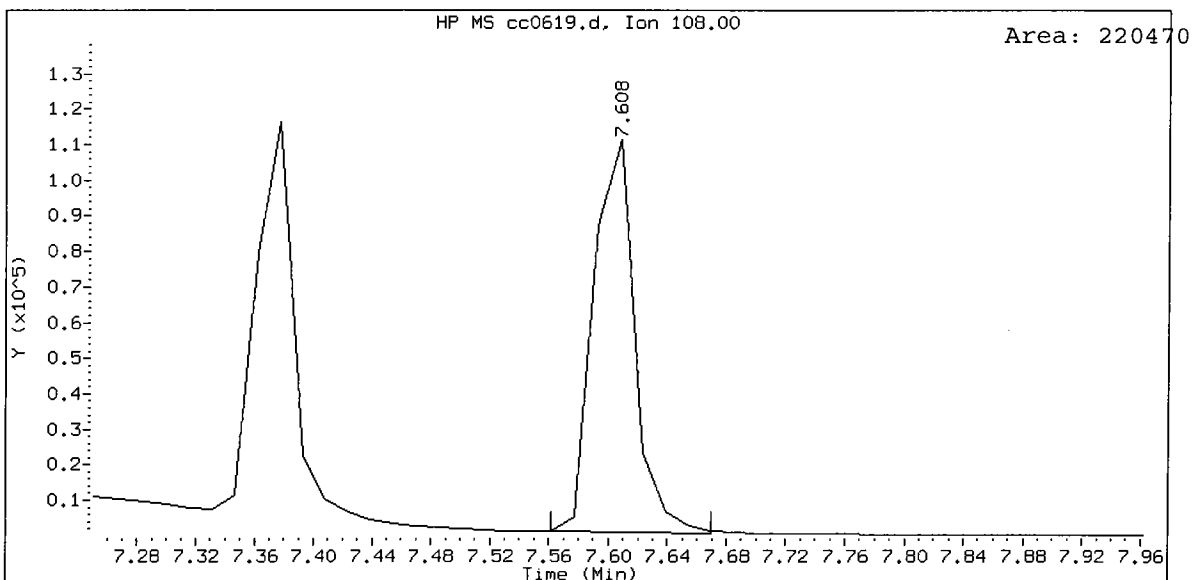
AREA UPPER LIMIT = +100% of internal standard area.
 AREA LOWER LIMIT = - 50% of internal standard area.
 RT UPPER LIMIT = + 0.50 minutes of internal standard RT.
 RT LOWER LIMIT = - 0.50 minutes of internal standard RT.



ABN 2.5, /chem3/nt2.i/20090619.b/cc0619.d
Benzyl alcohol Amount: 11.83







SIM Semivolatile Analysis
QC Raw Data

prepared
for

ENVIROMENTAL SCIENCE CORP.

Project: JELD-WEN NORD DOOR, 008.0228.00017

ARI JOB NO: PB63

prepared
by

Analytical Resources, Inc.

Date : 11-MAY-2009 11:13

Client ID:

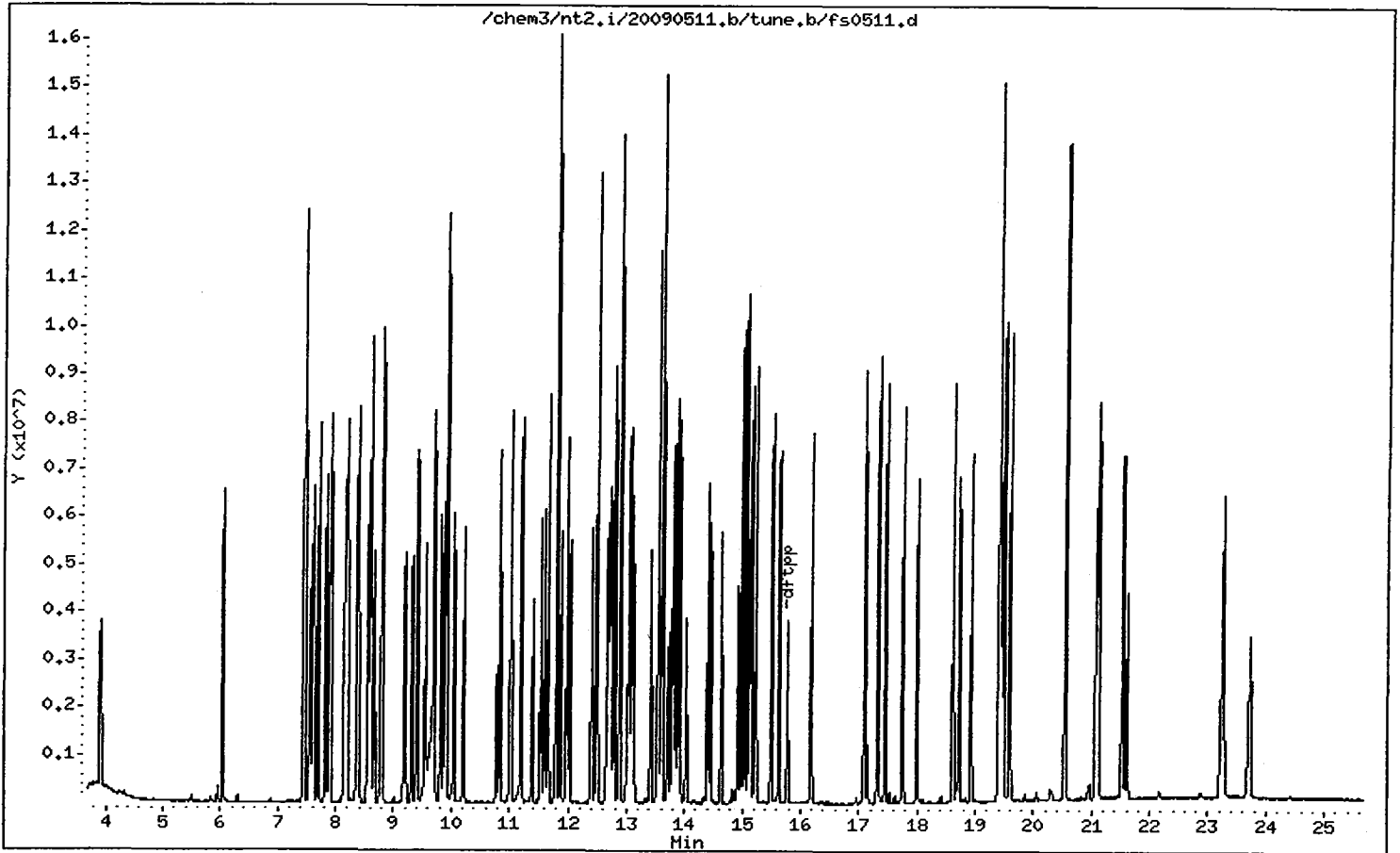
Instrument: nt2.i

Sample Info: ABN 25

Operator: VTS

Column phase:

Column diameter: 0.25



Date : 11-MAY-2009 11:13

Client ID:

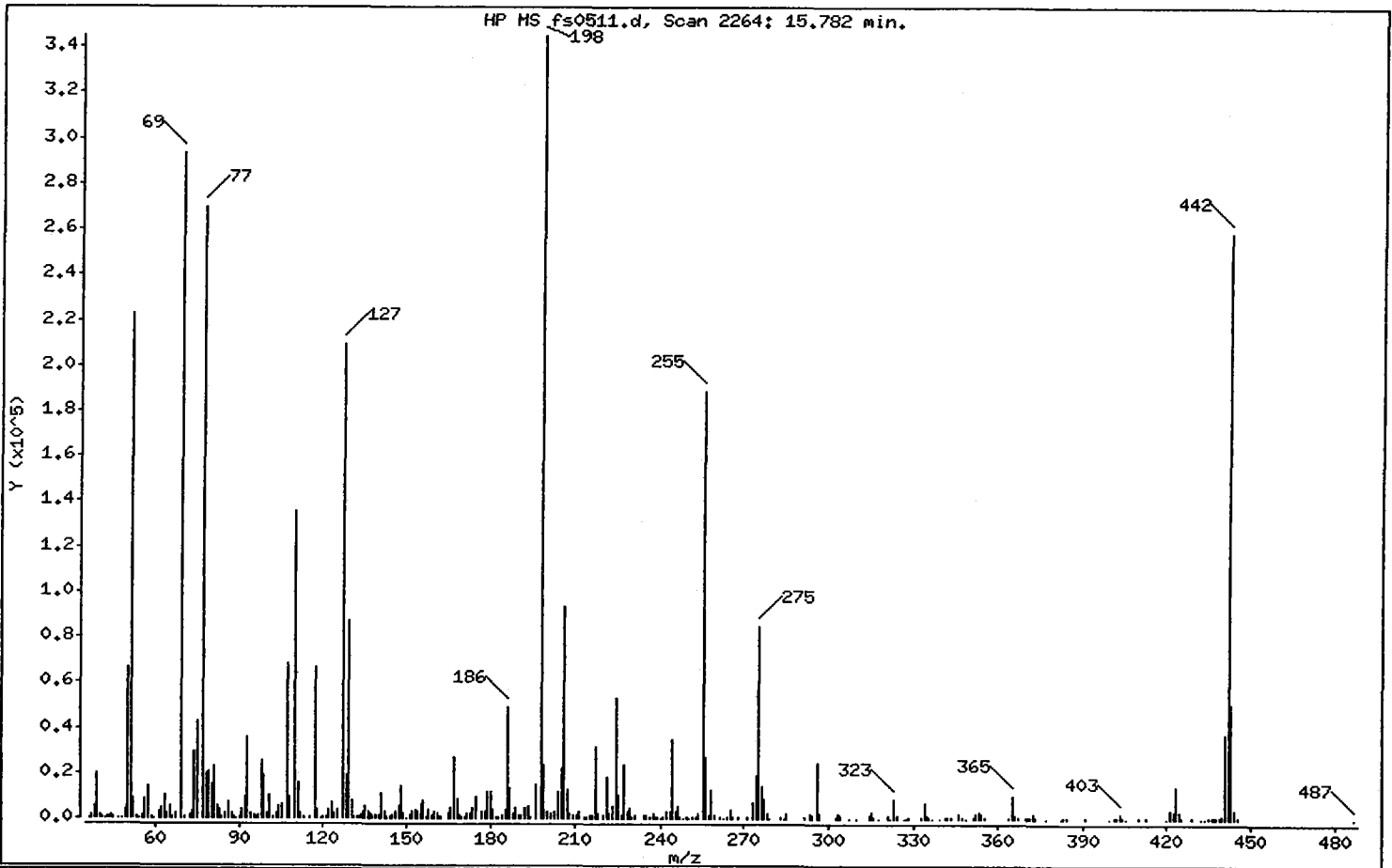
Instrument: nt2.i

Sample Info: ABN 25

Operator: VTS

Column phase:
1 dftpp

Column diameter: 0.25



m/e	ION ABUNDANCE CRITERIA	% RELATIVE ABUNDANCE
198	Base Peak, 100% relative abundance	100.00
51	30.00 - 80.00% of mass 198	64.58
68	Less than 2.00% of mass 69	0.00 (0.00)
69	Mass 69 relative abundance	85.08
70	Less than 2.00% of mass 69	0.17 (0.20)
127	25.00 - 75.00% of mass 198	60.74
197	Less than 1.00% of mass 198	0.00
199	5.00 - 9.00% of mass 198	6.82
275	10.00 - 30.00% of mass 198	24.57
365	Greater than 0.75% of mass 198	3.03
441	Present, but less than mass 442	10.81
442	40.00 - 110.00% of mass 198	74.90
443	15.00 - 24.00% of mass 442	14.66 (19.57)

Date : 11-MAY-2009 11:13

Client ID:

Instrument: nt2.i

Sample Info: ABN 25

Operator: VTS

Column phase:

Column diameter: 0,25

Data File: fs0511.d

Spectrum: HP MS fs0511.d, Scan 2264: 15.782 min.

Location of Maximum: 198,00

Number of points: 308

m/z	Y	m/z	Y	m/z	Y	m/z	Y
35.90	242	121.10	553	202.90	3201	306.90	230
36.40	352	122.00	4019	204.10	11881	310.00	393
37.10	1858	123.00	6946	205.00	21960	314.20	1504
38.00	5783	124.00	2194	206.10	93448	315.00	2812
39.10	19680	125.00	4011	207.00	12521	316.00	684
40.00	1583	127.10	209536	207.90	2292	317.90	304
41.00	1187	128.00	19352	208.90	1202	320.90	1406
42.20	259	129.10	87392	210.30	1892	321.90	323
42.70	725	130.10	7806	211.00	3361	323.10	8511
43.20	425	131.00	1157	213.20	645	324.10	1709
44.20	1266	132.00	742	213.90	488	326.80	375
45.00	594	133.20	815	215.10	1681	327.40	270
46.90	357	133.70	1525	215.90	1368	328.10	629
48.20	306	134.30	3102	217.00	31456	332.70	812
49.10	3623	135.10	5870	218.00	2130	334.00	6757
50.10	66736	136.20	2885	220.00	1308	334.90	1278
51.10	222784	137.10	2508	221.10	18208	335.70	758
52.00	8783	137.80	1323	221.90	2747	337.00	356
53.10	1059	139.00	1942	223.00	5668	339.70	300
54.20	394	140.20	1802	224.10	53440	341.20	532
55.20	1861	141.10	10708	224.90	10055	341.80	605
56.00	8652	142.10	3304	226.00	1917	343.20	473
57.10	14587	143.00	1002	227.10	23504	345.90	2675
58.30	952	144.10	715	228.00	3170	347.10	555
59.00	384	144.90	1312	229.00	5011	348.50	254
61.00	3229	146.00	3225	229.90	424	351.00	477
62.00	4706	147.10	5754	231.10	1547	352.00	2426
63.00	10162	148.00	14243	234.00	1789	353.00	3168
64.10	2231	149.00	2575	235.00	1817	354.00	2298
65.10	5657	149.90	252	236.00	984	355.10	549
66.10	496	151.10	1611	237.20	2278	364.10	1078
67.10	2408	151.90	3027	238.40	498	365.00	10441
69.00	293504	153.00	3988	239.10	704	366.00	1307
70.60	595	154.00	2990	239.80	329	366.80	402
72.50	1340	155.10	6251	241.00	793	369.70	572

Date : 11-MAY-2009 11:13

Client ID:

Instrument: nt2.i

Sample Info: ABN 25

Operator: VTS

Column phase:

Column diameter: 0,25

Data File: fs0511.d

Spectrum: HP MS fs0511.d, Scan 2264: 15.782 min.

Location of Maximum: 198,00

Number of points: 308

m/z	Y	m/z	Y	m/z	Y	m/z	Y
73,20	3309	156,10	8249	242,00	3325	370,60	501
74,00	29480	157,00	881	243,10	2867	371,00	742
75,00	42800	157,90	3733	244,00	34672	372,20	2723
77,10	269376	159,00	1922	245,10	3337	372,90	1094
78,00	20152	160,00	2860	246,10	5823	377,00	233
79,00	20832	161,00	2602	246,90	1150	382,50	274
80,00	15055	162,10	778	248,30	211	383,00	797
81,00	22800	162,80	1166	249,10	971	384,00	485
82,10	5194	165,00	2653	249,80	346	391,00	519
83,10	3707	166,00	4432	251,20	576	399,60	262
83,80	704	167,00	26640	251,60	448	401,10	437
85,10	2690	168,10	9100	252,60	595	401,90	515
86,00	7062	169,00	1776	253,40	2034	403,00	2570
87,20	2143	169,90	402	255,00	188928	403,80	446
87,90	783	171,00	613	256,00	26624	405,00	209
89,10	355	171,80	2535	257,20	1607	409,70	424
90,20	743	173,00	2547	258,00	12406	412,50	444
91,00	4234	174,00	5047	259,10	1855	419,70	299
92,10	9310	175,10	9293	261,10	561	421,00	4053
93,00	35680	177,10	3415	262,80	261	422,10	2941
93,90	2242	178,00	2858	263,80	470	423,00	14019
95,10	1543	179,00	12009	265,00	3931	424,10	2915
95,90	1102	180,10	11734	265,90	1007	425,10	567
96,80	1266	181,10	4010	267,80	810	429,20	520
98,00	25328	182,10	645	271,10	609	432,20	374
99,00	19152	182,70	779	273,00	7034	433,60	333
100,10	2235	184,10	1233	274,00	19304	435,00	903
101,00	10399	185,30	4308	275,00	84752	436,10	597
101,80	944	186,00	49320	276,00	14307	436,60	473
103,20	2351	187,10	13363	277,10	8742	437,40	743
104,00	5600	188,10	2534	278,00	2304	437,60	735
105,10	6596	189,00	4808	279,10	317	438,70	1007
107,10	68416	189,90	1292	283,00	990	439,60	1363
108,10	9502	190,80	1475	284,10	311	441,00	37280
110,00	136000	191,00	1404	285,00	2358	442,10	258368

Date : 11-MAY-2009 11:13

Client ID:

Instrument: nt2.i

Sample Info: ABN 25

Operator: VTS

Column phase:

Column diameter: 0.25

Data File: fs0511.d

Spectrum: HP MS fs0511.d, Scan 2264: 15.782 min.

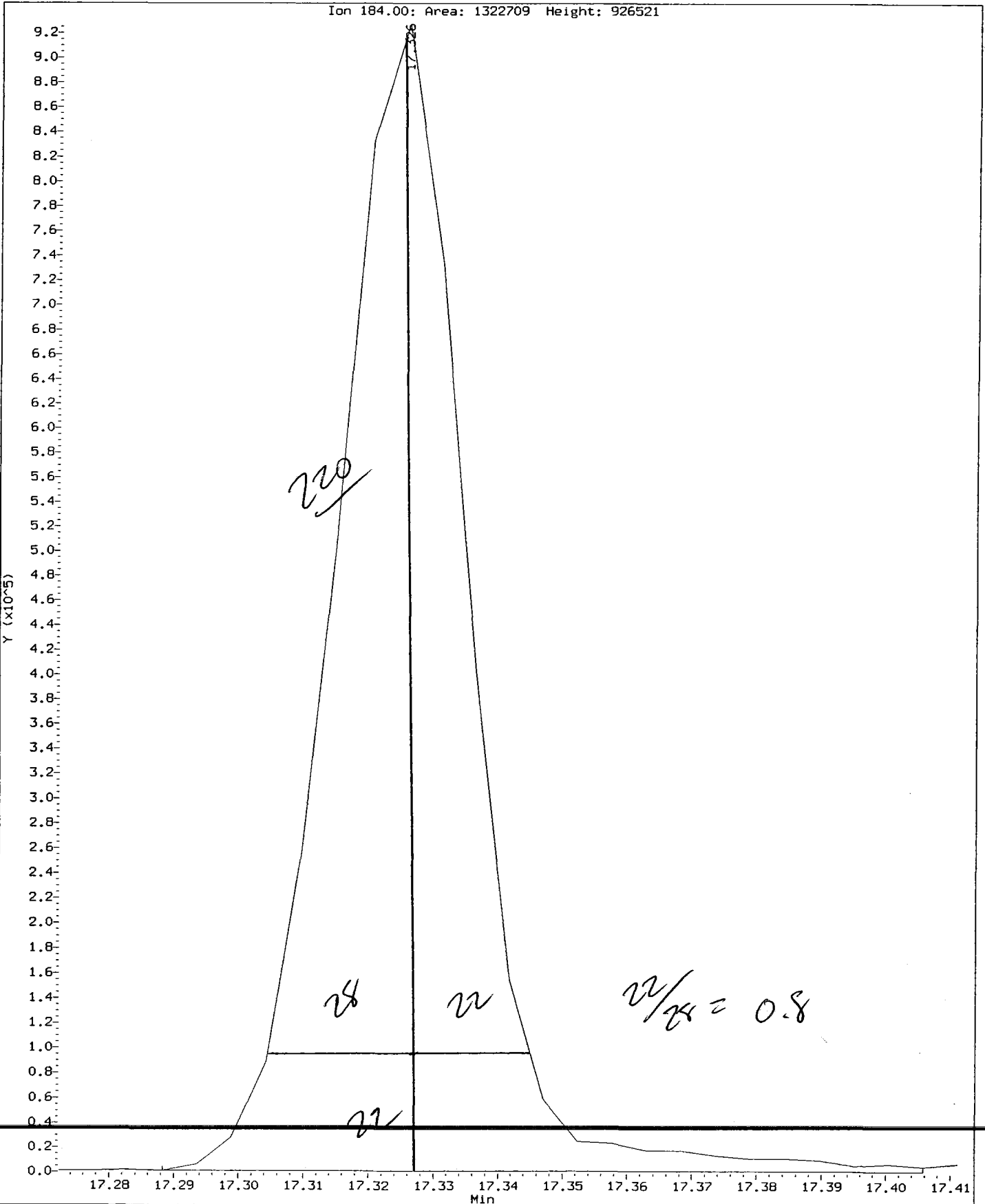
Location of Maximum: 198.00

Number of points: 308

m/z	Y	m/z	Y	m/z	Y	m/z	Y
111.10	16060	192.00	5118	291.20	566	443.00	50560
112.10	2251	193.10	5630	293.10	2154	444.10	4069
112.90	944	194.00	1035	294.00	1373	445.10	745
115.20	439	196.00	14839	296.00	24712	487.10	235
117.00	66424	198.00	344960	297.00	2289		
118.00	4143	199.00	23528	302.50	979		
118.80	369	200.10	2820	303.00	2399		
120.00	515	201.40	2046	304.00	1871		

Data File: /chem3/nt2.i/20090511.b/ddt.b/fs0511.d
Injection Date: 11-MAY-2009 11:13
Instrument: nt2.1
Client Sample ID:

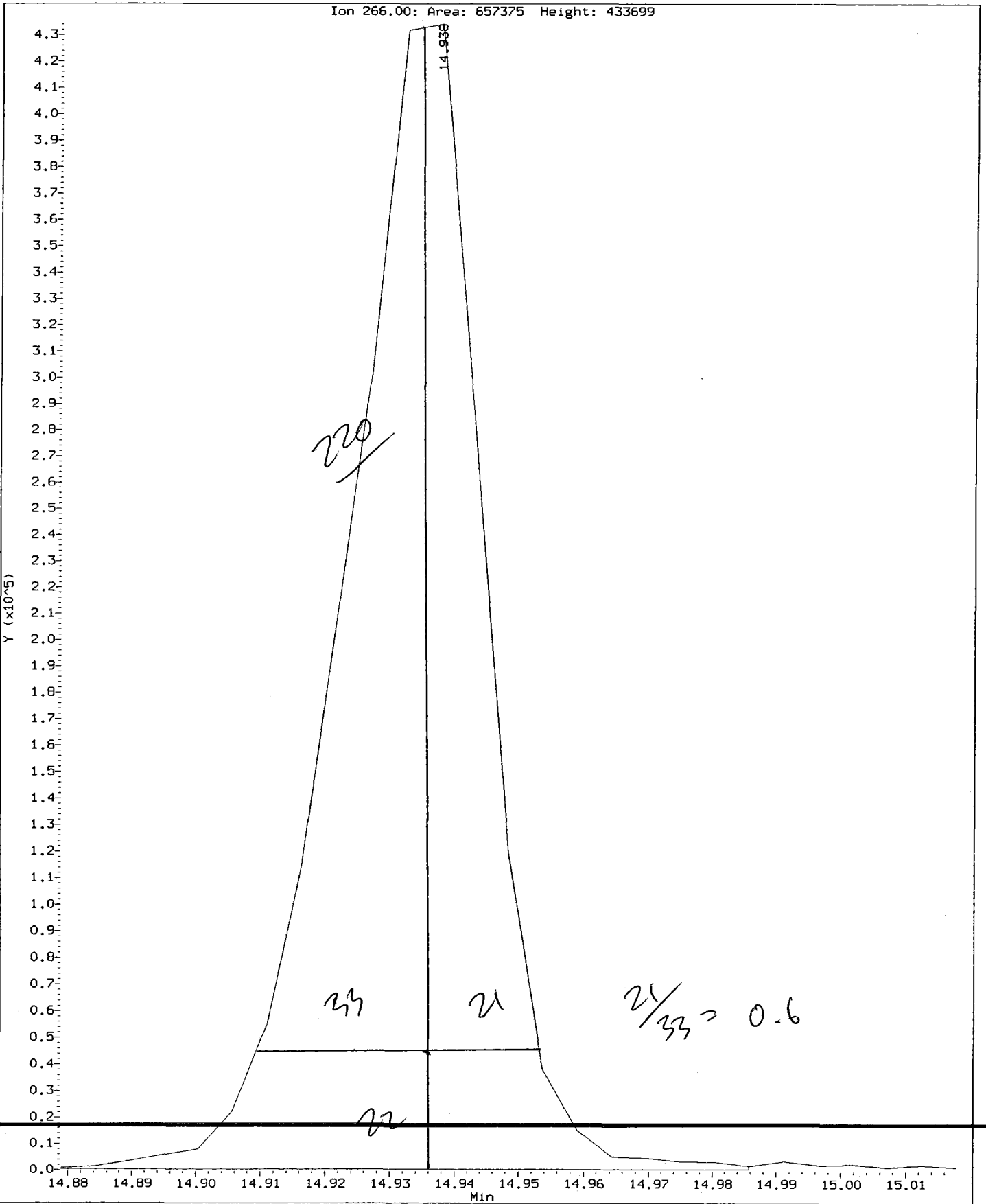
Compound: Benzidine
CAS Number:



PS63 : 00745

Data File: /chem3/nt2.i/20090511.b/ddt.b/fs0511.d
Injection Date: 11-MAY-2009 11:13
Instrument: nt2.i
Client Sample ID:

Compound: Pentachlorophenol
CAS Number: 87-86-5



Analytical Resources Inc.
ABN by sw846 8270C
DDT Breakdown Report

Data file: /chem3/nt2.i/20090511.b/ddt.b/fs0511.d ARI ID:
Method: /chem3/nt2.i/20090511.b/ddt.b/sw846ddt.m Misc:
Analysis Date: 11-MAY-2009 11:13 Instrument: nt2.i

COMPOUND	RT	AREA
Pentachlorophenol	14.938	657375
Benzidine	17.326	1322709
4,4'-DDE	----	----
4,4'-DDD	----	----
4,4'-DDT	18.725	1633024

$$\text{DDT Percent Breakdown} = \frac{(\text{DDE Area} + \text{DDD Area}) * 100}{(\text{DDE Area} + \text{DDD Area} + \text{DDT Area})}$$

$$\text{DDT Percent Breakdown} = \frac{(0 + 0) * 100}{(0 + 0 + 1633024)}$$

DDT Percent Breakdown = 0.0 %

Date : 18-JUN-2009 10:38

Client ID:

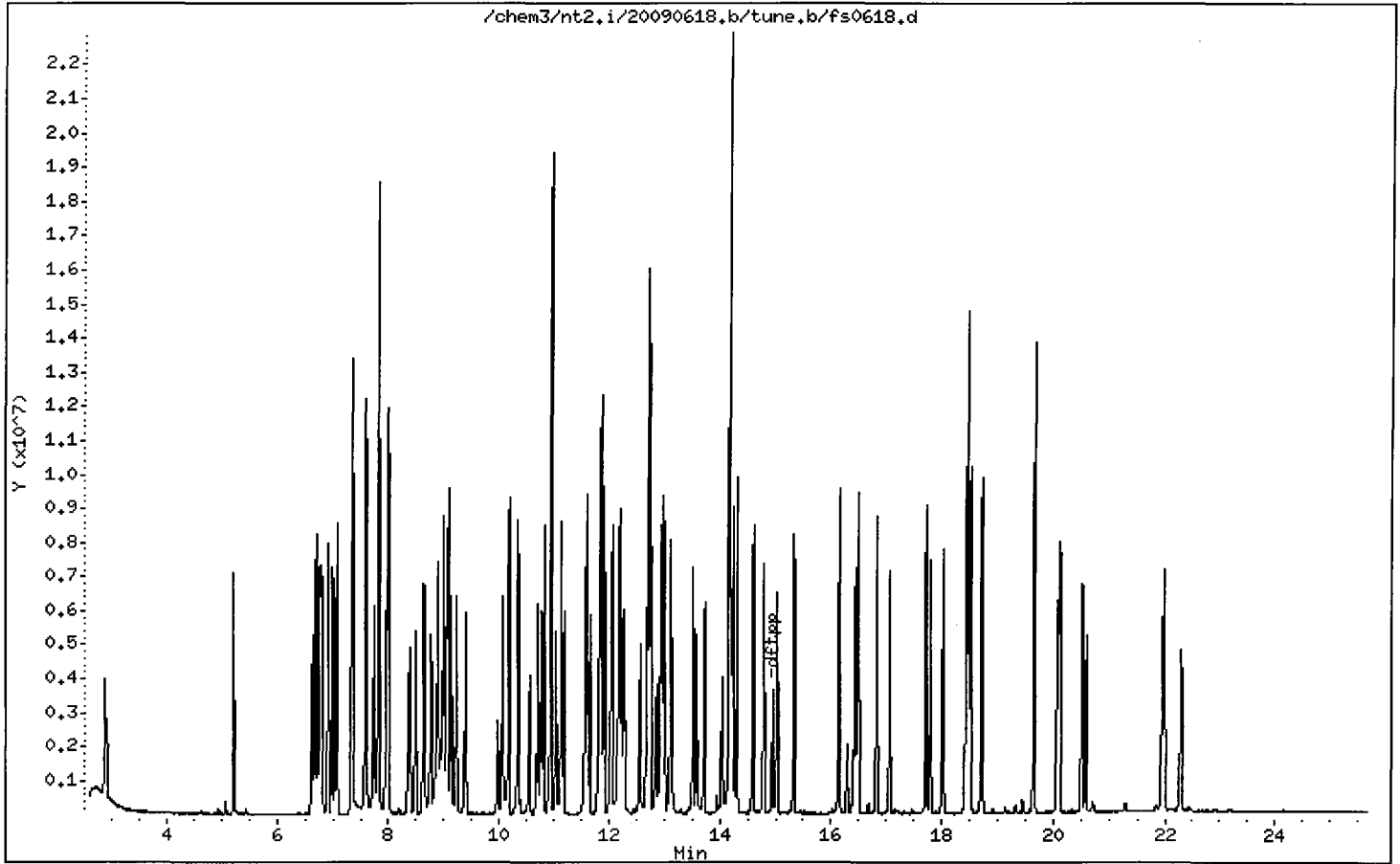
Instrument: nt2.i

Sample Info: ABN 25

Operator: VTS

Column phase:

Column diameter: 0,25



Date : 18-JUN-2009 10:38

Client ID:

Instrument: nt2.i

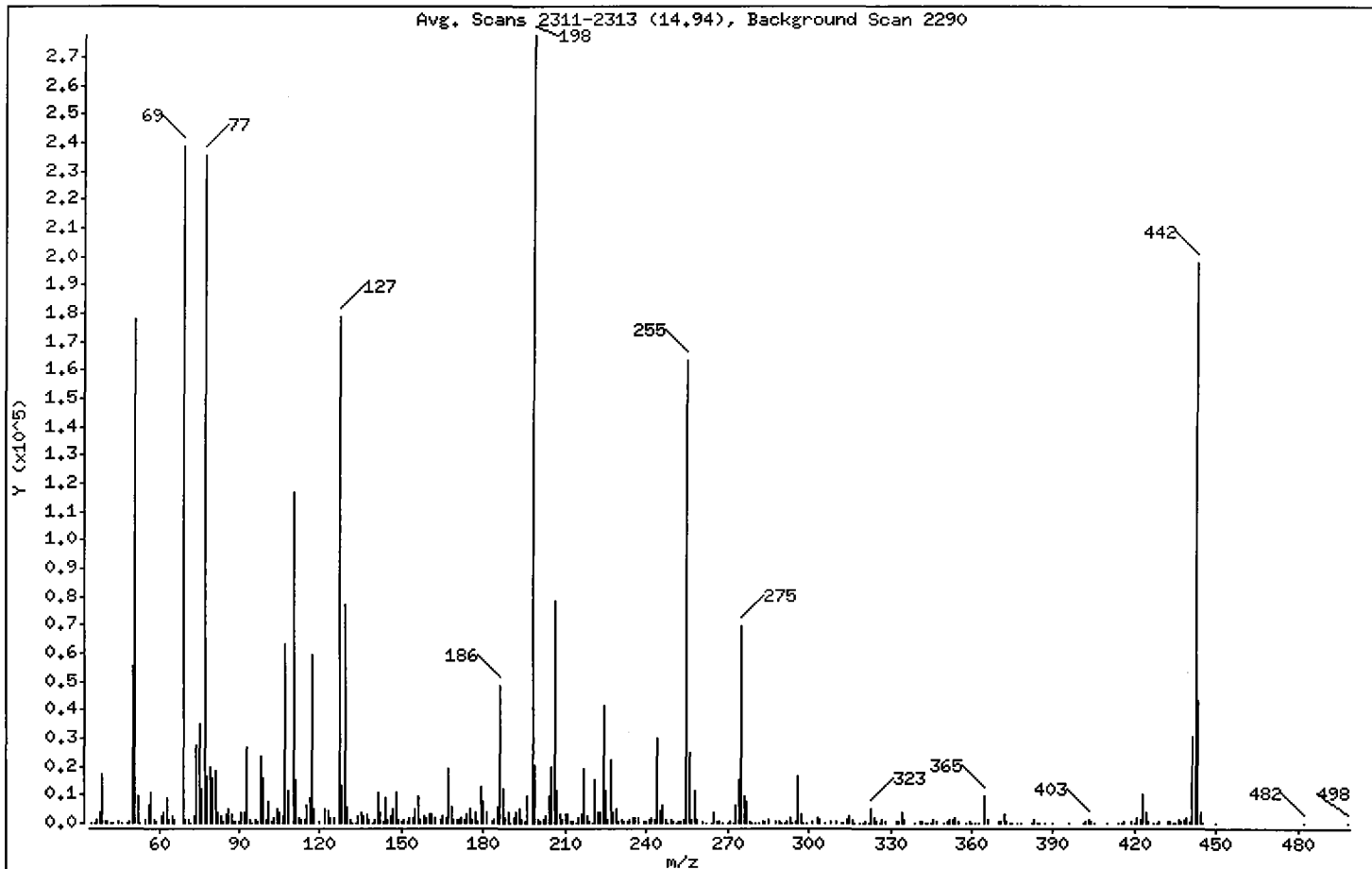
Sample Info: ABN 25

Operator: VTS

Column phase:

Column diameter: 0,25

1 dftpp



m/e	ION ABUNDANCE CRITERIA	% RELATIVE ABUNDANCE
198	Base Peak, 100% relative abundance	100,00
51	30,00 - 80,00% of mass 198	64,12
68	Less than 2,00% of mass 69	0,00 (0,00)
69	Mass 69 relative abundance	86,07
70	Less than 2,00% of mass 69	0,50 (0,58)
127	25,00 - 75,00% of mass 198	64,47
197	Less than 1,00% of mass 198	0,00
199	5,00 - 9,00% of mass 198	7,47
275	10,00 - 30,00% of mass 198	25,17
365	Greater than 0,75% of mass 198	3,41
441	Present, but less than mass 443	11,07
442	40,00 - 110,00% of mass 198	71,22
443	15,00 - 24,00% of mass 442	15,59 (21,89)

Date : 18-JUN-2009 10:38

Client ID:

Instrument: nt2.i

Sample Info: ABN 25

Operator: VTS

Column phase:

Column diameter: 0,25

Data File: fs0618.d

Spectrum: Avg. Scans 2311-2313 (14,94), Background Scan 2290

Location of Maximum: 198,00

Number of points: 343

m/z	Y	m/z	Y	m/z	Y	m/z	Y
35,00	290	131,00	1574	220,00	97	320,00	98
36,00	94	132,00	300	221,00	15019	321,00	929
37,00	1380	133,00	206	222,00	3969	322,00	88
38,00	3798	134,00	2327	223,00	4124	323,00	5040
39,00	17352	135,00	3731	224,00	41560	324,00	1756
40,00	418	136,00	2634	225,00	11354	325,00	392
41,00	815	137,00	3116	226,00	1252	326,00	231
42,00	176	138,00	1433	227,00	22648	327,00	1239
43,00	267	139,00	276	228,00	4140	328,00	510
45,00	534	140,00	1359	229,00	5236	332,00	439
46,00	83	141,00	10957	230,00	656	333,00	466
48,00	184	142,00	4117	231,00	1033	334,00	3701
49,00	578	143,00	736	232,00	321	335,00	984
50,00	55376	144,00	8993	233,00	460	339,00	269
51,00	177984	145,00	1565	234,00	1060	341,00	537
52,00	9601	146,00	2472	235,00	1689	342,00	425
53,00	95	147,00	4915	236,00	1810	343,00	88
55,00	1227	148,00	10855	237,00	2043	344,00	118
56,00	6374	149,00	1494	239,00	792	345,00	120
57,00	10990	150,00	817	240,00	562	346,00	1438
58,00	1509	151,00	1469	241,00	1545	347,00	603
59,00	486	152,00	666	242,00	1723	350,00	199
61,00	2265	153,00	1799	243,00	967	351,00	434
62,00	3675	154,00	1776	244,00	29872	352,00	1081
63,00	8903	155,00	4886	245,00	4284	353,00	1249
64,00	1302	156,00	9274	246,00	6397	354,00	1704
65,00	2690	157,00	1438	247,00	1249	355,00	543
66,00	1397	158,00	2314	248,00	82	358,00	73
69,00	238912	159,00	1616	249,00	1274	359,00	346
70,00	1374	160,00	3186	250,00	361	360,00	140
71,00	1287	161,00	3243	251,00	309	361,00	165
72,00	132	162,00	1637	252,00	774	363,00	230
73,00	2447	164,00	1017	253,00	742	365,00	9455
74,00	27616	165,00	2791	254,00	1262	366,00	998
75,00	35344	166,00	2156	255,00	163456	370,00	373

Date : 18-JUN-2009 10:38

Client ID:

Instrument: nt2.i

Sample Info: ABN 25

Operator: VTS

Column phase:

Column diameter: 0.25

Data File: fs0618.d

Spectrum: Avg. Scans 2311-2313 (14,94), Background Scan 2290

Location of Maximum: 198.00

Number of points: 343

m/z	Y	m/z	Y	m/z	Y	m/z	Y
76.00	12258	167.00	18936	256.00	25120	371.00	372
77.00	235392	168.00	5535	257.00	1480	372.00	3434
78.00	16316	169.00	1583	258.00	11720	373.00	655
79.00	19752	170.00	1523	259.00	1242	374.00	155
80.00	16009	171.00	1065	261.00	875	375.00	125
81.00	18416	172.00	2103	262.00	182	377.00	175
82.00	3995	173.00	1142	264.00	297	378.00	154
83.00	2709	174.00	3222	265.00	3656	382.00	112
84.00	380	175.00	5227	266.00	459	383.00	996
85.00	3318	176.00	1450	267.00	370	384.00	186
86.00	5182	177.00	3924	268.00	187	385.00	97
87.00	2978	178.00	443	270.00	108	387.00	94
88.00	359	179.00	13042	271.00	896	390.00	123
89.00	436	180.00	7454	272.00	132	396.00	80
90.00	488	181.00	3757	273.00	6094	401.00	287
91.00	4057	183.00	638	274.00	15438	402.00	900
92.00	3622	184.00	1254	275.00	69864	403.00	1428
93.00	26944	185.00	5839	276.00	9532	404.00	588
94.00	1410	186.00	48304	277.00	7803	405.00	94
95.00	148	187.00	12441	278.00	945	410.00	69
96.00	1260	188.00	1733	279.00	66	414.00	161
97.00	546	189.00	3726	280.00	189	415.00	92
98.00	23592	190.00	254	282.00	84	416.00	470
99.00	15786	191.00	1853	283.00	372	419.00	426
100.00	1523	192.00	4045	284.00	678	420.00	207
101.00	7445	193.00	4930	285.00	1275	421.00	2093
102.00	702	194.00	1369	288.00	378	422.00	972
103.00	2071	195.00	866	289.00	418	423.00	10410
104.00	5312	196.00	9627	290.00	225	424.00	3652
105.00	3742	198.00	277568	291.00	296	425.00	745
106.00	2610	199.00	20728	292.00	460	427.00	79
107.00	63000	200.00	985	293.00	1783	428.00	168
108.00	11447	201.00	811	294.00	214	429.00	333
110.00	116936	202.00	1410	295.00	332	432.00	394
111.00	15162	203.00	2757	296.00	16544	433.00	555

Date : 18-JUN-2009 10:38

Client ID:

Instrument: nt2.i

Sample Info: ABN 25

Operator: VTS

Column phase:

Column diameter: 0.25

Data File: fs0618.d

Spectrum: Avg. Scans 2311-2313 (14,94), Background Scan 2290

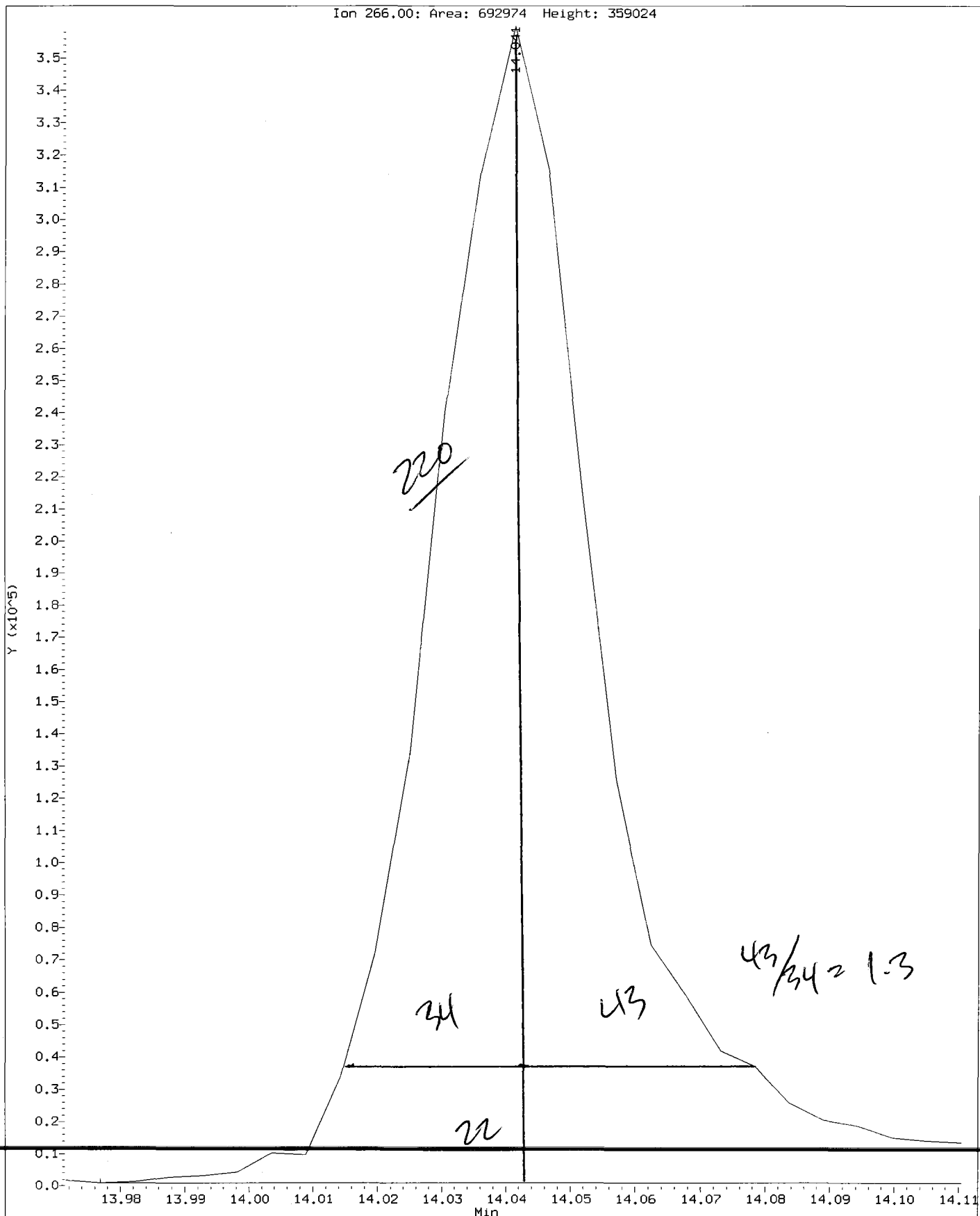
Location of Maximum: 198.00

Number of points: 343

m/z	Y	m/z	Y	m/z	Y	m/z	Y
112.00	1655	204.00	9680	297.00	2983	434.00	95
113.00	997	205.00	20000	298.00	147	435.00	252
114.00	1079	206.00	78616	299.00	95	436.00	1399
115.00	6185	207.00	11250	301.00	563	437.00	595
116.00	8944	208.00	3296	303.00	1915	438.00	1168
117.00	59160	209.00	1011	304.00	1187	439.00	1799
118.00	4974	210.00	3092	306.00	286	440.00	782
120.00	586	211.00	2915	308.00	391	441.00	30720
122.00	5217	212.00	697	310.00	705	442.00	197696
123.00	4718	213.00	573	312.00	76	443.00	43280
124.00	2181	214.00	102	313.00	317	444.00	3667
125.00	1963	215.00	1904	314.00	1038	445.00	318
127.00	178944	216.00	3474	315.00	2513	450.00	82
128.00	13154	217.00	19376	316.00	1518	482.00	74
129.00	77336	218.00	2504	317.00	281	498.00	132
130.00	5890	219.00	653	319.00	99		

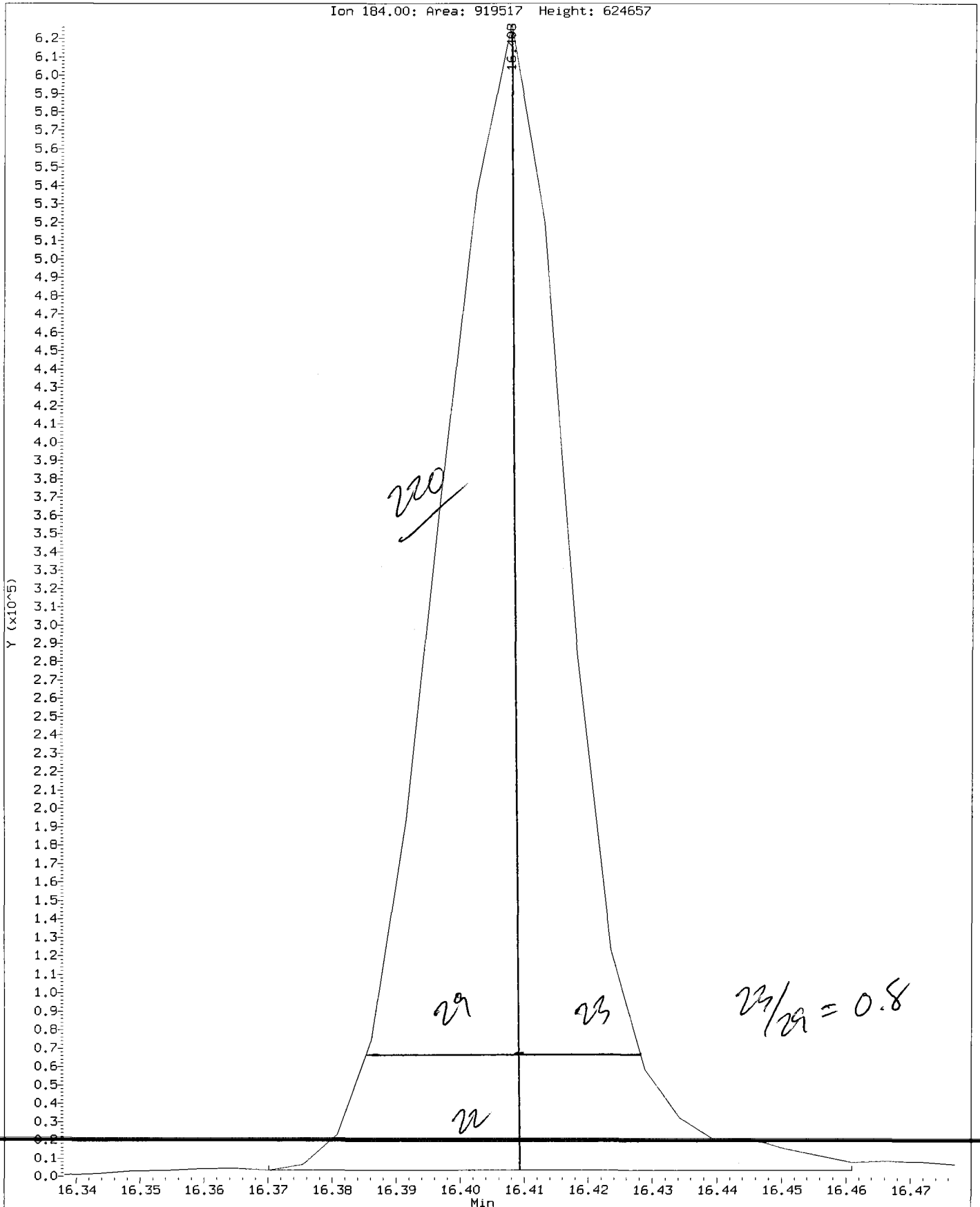
Data File: /chem3/nt2.i/20090618,b/ddt.b/fs0618.d
Injection Date: 18-JUN-2009 10:38
Instrument: nt2.i
Client Sample ID:

Compound: Pentachlorophenol
CAS Number: 87-86-5



Data File: /chem3/nt2.i/20090618.b/ddt.b/fs0618.d
Injection Date: 18-JUN-2009 10:38
Instrument: nt2.i
Client Sample ID:

Compound: Benzidine
CAS Number:



Analytical Resources Inc.
ABN by sw846 8270C
DDT Breakdown Report

Data file: /chem3/nt2.i/20090618.b/ddt.b/fs0618.d ARI ID:
Method: /chem3/nt2.i/20090618.b/ddt.b/sw846ddt.m Misc:
Analysis Date: 18-JUN-2009 10:38 Instrument: nt2.i

COMPOUND	RT	AREA
Pentachlorophenol	14.041	692974
Benzidine	16.408	919516
4,4'-DDE	-----	-----
4,4'-DDD	17.326	9625
4,4'-DDT	17.796	1825651

$$\text{DDT Percent Breakdown} = \frac{(\text{DDE Area} + \text{DDD Area}) * 100}{(\text{DDE Area} + \text{DDD Area} + \text{DDT Area})}$$

$$\text{DDT Percent Breakdown} = \frac{(0 + 9625) * 100}{(0 + 9625 + 1825651)}$$

$$\text{DDT Percent Breakdown} = 0.5 \%$$

Date : 19-JUN-2009 10:57

Client ID:

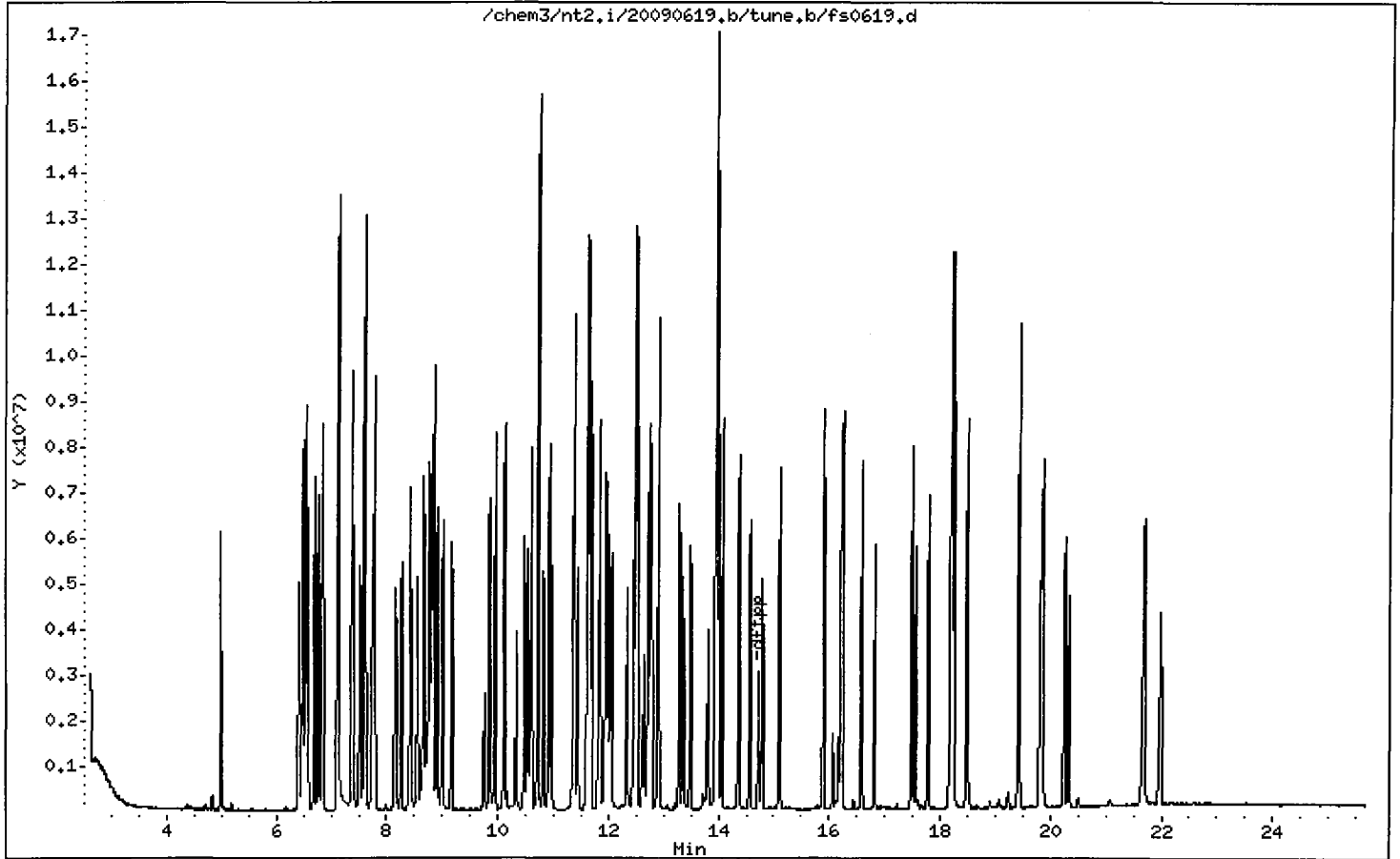
Instrument: nt2.i

Sample Info: ABN 25

Operator: VTS

Column phase:

Column diameter: 0.25



Date : 19-JUN-2009 10:57

Client ID:

Instrument: nt2.i

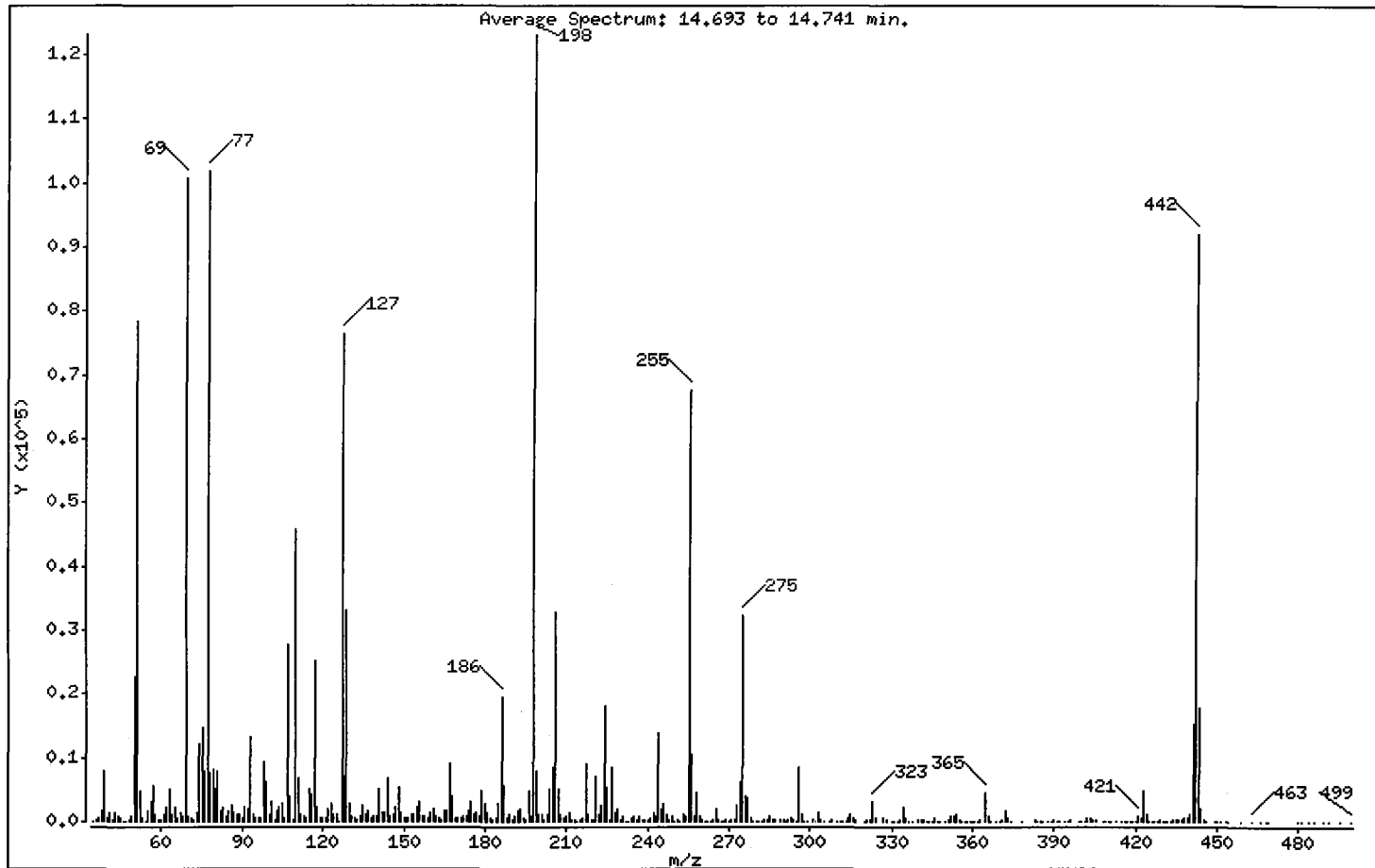
Sample Info: ABN 25

Operator: VTS

Column phase:

Column diameter: 0.25

1 dftpp



m/e	ION ABUNDANCE CRITERIA	% RELATIVE ABUNDANCE
198	Base Peak, 100% relative abundance	100.00
51	30.00 - 80.00% of mass 198	63.66
68	Less than 2.00% of mass 69	0.78 (0.95)
69	Mass 69 relative abundance	81.87
70	Less than 2.00% of mass 69	0.71 (0.87)
127	25.00 - 75.00% of mass 198	62.08
197	Less than 1.00% of mass 198	0.62
199	5.00 - 9.00% of mass 198	6.37
275	10.00 - 30.00% of mass 198	26.16
365	Greater than 0.75% of mass 198	3.68
441	Present, but less than mass 443	12.52
442	40.00 - 110.00% of mass 198	74.82
443	15.00 - 24.00% of mass 442	14.53 (19.43)

Date : 19-JUN-2009 10:57

Client ID:

Instrument: nt2.i

Sample Info: ABN 25

Operator: VTS

Column phase:

Column diameter: 0,25

Data File: fs0619.d
 Spectrum: Average Spectrum: 14.693 to 14.741 min.
 Location of Maximum: 198,00
 Number of points: 401

m/z	Y	m/z	Y	m/z	Y	m/z	Y
35,00	26	136,00	1018	237,00	747	350,00	44
36,00	210	137,00	1563	238,00	199	351,00	161
37,00	644	138,00	439	239,00	240	352,00	924
38,00	1799	139,00	836	240,00	377	353,00	840
39,00	7811	140,00	725	241,00	668	354,00	1026
40,00	567	141,00	4988	242,00	1469	355,00	163
41,00	1383	142,00	1456	243,00	913	356,00	80
42,00	205	143,00	1479	244,00	13757	357,00	28
43,00	1344	144,00	6848	245,00	2088	358,00	27
44,00	940	145,00	798	246,00	2764	359,00	126
45,00	584	146,00	1216	247,00	1080	360,00	70
46,00	26	147,00	2144	248,00	187	361,00	21
47,00	57	148,00	5417	249,00	710	362,00	43
48,00	320	149,00	1353	250,00	112	363,00	192
49,00	898	150,00	650	251,00	178	365,00	4526
50,00	22720	151,00	663	252,00	102	366,00	844
51,00	78344	152,00	474	253,00	1099	367,00	76
52,00	4702	153,00	1184	254,00	725	369,00	20
53,00	538	154,00	1251	255,00	67600	370,00	70
54,00	124	155,00	2128	256,00	10444	371,00	229
55,00	1620	156,00	3035	257,00	738	372,00	1634
56,00	3051	157,00	782	258,00	4591	373,00	542
57,00	5732	158,00	850	259,00	857	374,00	139
58,00	1083	159,00	640	260,00	153	378,00	41
59,00	164	160,00	1513	261,00	53	383,00	200
60,00	360	161,00	1869	262,00	67	384,00	29
61,00	1185	162,00	849	263,00	97	385,00	48
62,00	2390	163,00	442	264,00	226	386,00	24
63,00	4959	164,00	351	265,00	2018	388,00	24
64,00	996	165,00	1819	266,00	414	389,00	52
65,00	2275	166,00	1666	267,00	61	390,00	155
66,00	492	167,00	8962	268,00	129	391,00	138
67,00	1287	168,00	3960	269,00	190	392,00	123
68,00	959	169,00	525	270,00	109	394,00	39
69,00	100760	170,00	572	271,00	332	395,00	26

Date : 19-JUN-2009 10:57

Client ID:

Instrument: nt2.i

Sample Info: ABN 25

Operator: VTS

Column phase:

Column diameter: 0.25

Data File: fs0619.d
 Spectrum: Average Spectrum: 14.693 to 14.741 min.
 Location of Maximum: 198.00
 Number of points: 401

m/z	Y	m/z	Y	m/z	Y	m/z	Y
70.00	875	171.00	495	272.00	349	396.00	143
71.00	513	172.00	769	273.00	2521	399.00	33
72.00	194	173.00	887	274.00	6264	400.00	124
73.00	1390	174.00	1636	275.00	32192	401.00	93
74.00	12221	175.00	3221	276.00	4010	402.00	629
75.00	14703	176.00	1023	277.00	3576	403.00	687
76.00	7949	177.00	1476	278.00	699	404.00	222
77.00	101808	178.00	708	279.00	54	405.00	178
78.00	7610	179.00	4740	280.00	81	408.00	34
79.00	8091	180.00	2962	281.00	111	409.00	47
80.00	5053	181.00	1275	282.00	81	410.00	21
81.00	7787	182.00	475	283.00	337	411.00	61
82.00	1802	183.00	344	284.00	364	413.00	38
83.00	2307	184.00	439	285.00	721	415.00	87
84.00	746	185.00	2700	286.00	237	416.00	124
85.00	1777	186.00	19424	287.00	142	417.00	78
86.00	2590	187.00	5529	289.00	279	418.00	29
87.00	1440	188.00	569	290.00	246	419.00	95
88.00	1067	189.00	1144	291.00	24	420.00	138
89.00	1169	190.00	223	292.00	239	421.00	931
90.00	618	191.00	789	293.00	698	422.00	672
91.00	2197	192.00	1630	294.00	247	423.00	4670
92.00	1970	193.00	1963	295.00	135	424.00	1217
93.00	13201	194.00	444	296.00	8455	425.00	84
94.00	1134	195.00	247	297.00	1226	426.00	40
95.00	593	196.00	4887	298.00	119	427.00	74
96.00	650	197.00	762	299.00	60	428.00	24
97.00	586	198.00	123072	301.00	299	429.00	164
98.00	9307	199.00	7842	302.00	40	430.00	111
99.00	6145	200.00	1117	303.00	1306	431.00	124
100.00	1038	201.00	1101	304.00	312	432.00	104
101.00	3207	202.00	318	305.00	28	433.00	77
102.00	242	203.00	1125	307.00	39	434.00	171
103.00	1757	204.00	5166	308.00	158	435.00	315
104.00	2263	205.00	8413	310.00	120	436.00	344

Date : 19-JUN-2009 10:57

Client ID:

Instrument: nt2.i

Sample Info: ABN 25

Operator: VTS

Column phase:

Column diameter: 0,25

Data File: fs0619.d

Spectrum: Average Spectrum: 14,693 to 14,741 min.

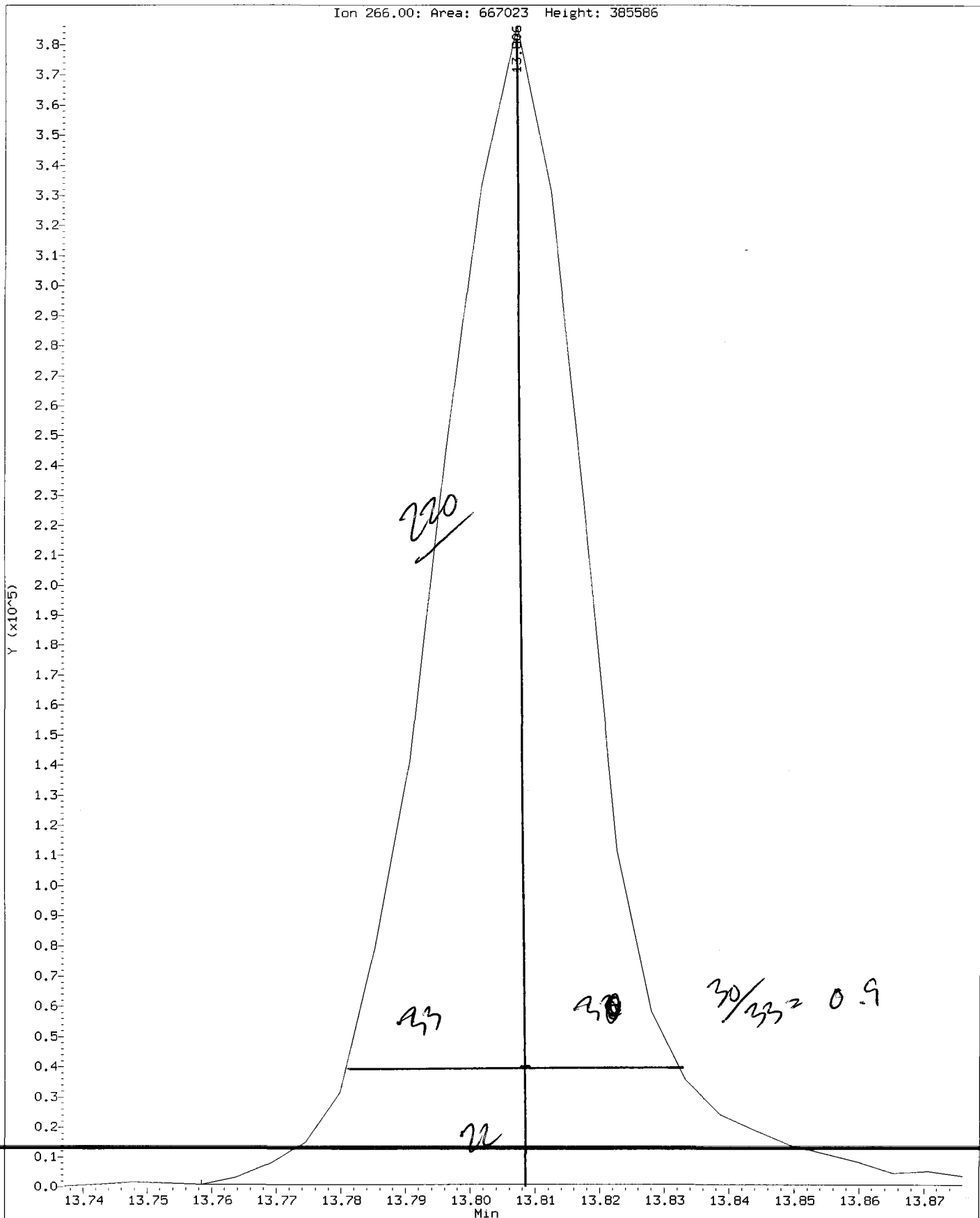
Location of Maximum: 198,00

Number of points: 401

m/z	Y	m/z	Y	m/z	Y	m/z	Y
105,00	2891	206,00	32760	311,00	106	437,00	405
106,00	645	207,00	5127	312,00	72	438,00	545
107,00	27712	208,00	1220	313,00	47	439,00	654
108,00	3995	209,00	634	314,00	545	440,00	1152
109,00	365	210,00	930	315,00	1167	441,00	15415
110,00	45704	211,00	1469	316,00	683	442,00	92080
111,00	6754	212,00	416	317,00	169	443,00	17880
112,00	1107	213,00	231	320,00	34	444,00	1907
113,00	867	214,00	127	321,00	276	445,00	217
114,00	556	215,00	323	322,00	342	446,00	23
115,00	5113	216,00	444	323,00	3234	449,00	23
116,00	4286	217,00	9144	324,00	613	450,00	35
117,00	25312	218,00	1203	327,00	705	451,00	64
118,00	2188	219,00	384	328,00	227	453,00	30
119,00	482	220,00	392	330,00	62	454,00	65
120,00	479	221,00	7081	331,00	126	459,00	25
121,00	544	222,00	1253	332,00	70	463,00	114
122,00	1888	223,00	2576	333,00	222	466,00	26
123,00	2754	224,00	18080	334,00	2243	468,00	20
124,00	1231	225,00	5240	335,00	559	469,00	22
125,00	1089	226,00	389	336,00	56	480,00	20
126,00	55	227,00	8606	338,00	38	481,00	30
127,00	76408	228,00	1519	340,00	155	484,00	35
128,00	7113	229,00	2012	341,00	331	486,00	26
129,00	33240	230,00	228	342,00	159	489,00	21
130,00	2725	231,00	918	343,00	64	491,00	26
131,00	821	232,00	116	344,00	29	495,00	21
132,00	435	233,00	101	345,00	41	499,00	25
133,00	288	234,00	576	346,00	547		
134,00	889	235,00	794	347,00	88		
135,00	2519	236,00	343	348,00	50		

Data File: /chem3/nt2.i/20090619.b/ddt.b/fs0619.d
Injection Date: 19-JUN-2009 10:57
Instrument: nt2.i
Client Sample ID:

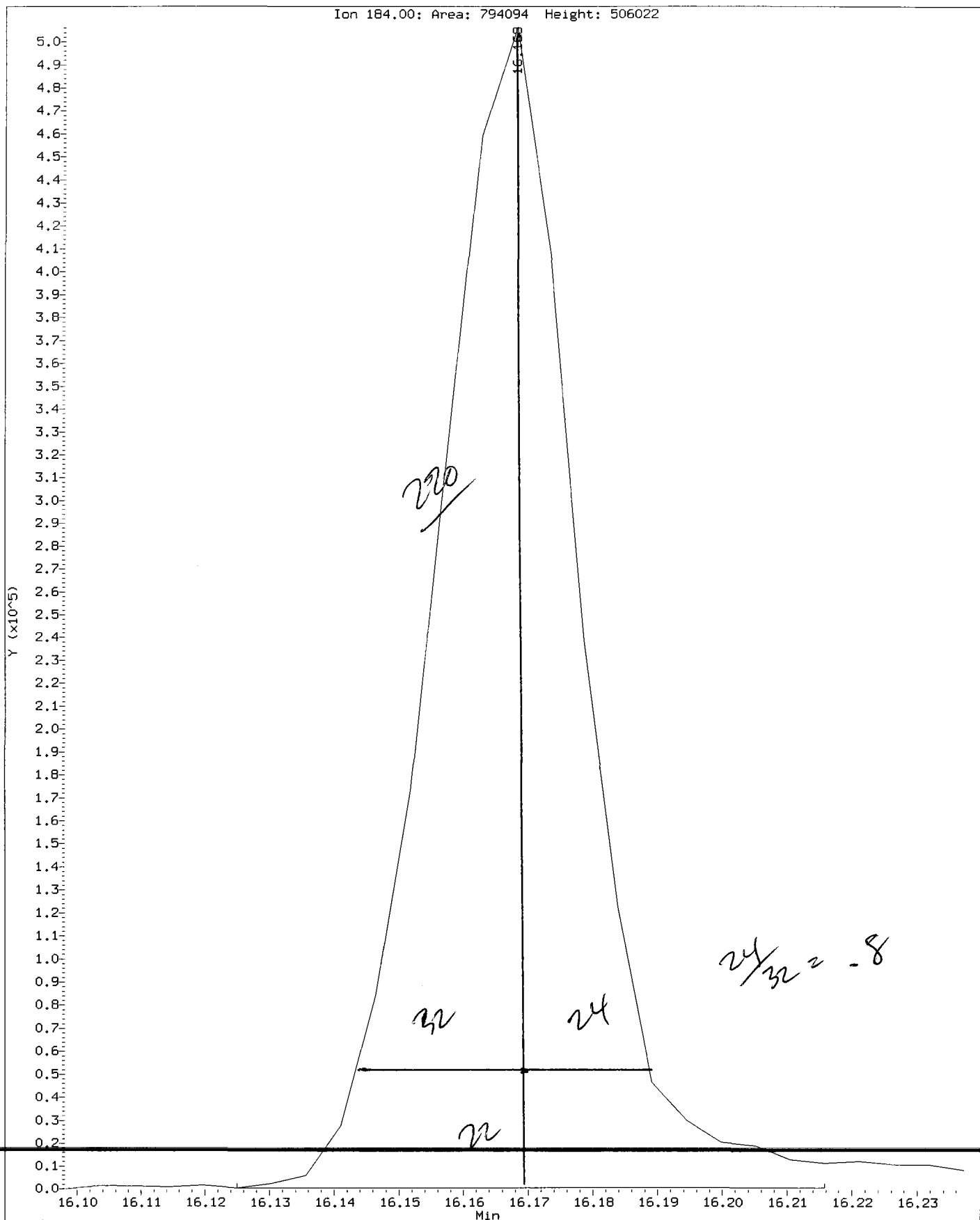
Compound: Pentachlorophenol
CAS Number: 87-86-5



PB63:00761

Data File: /chem3/nt2.i/20090619.b/ddt.b/fs0619.d
Injection Date: 19-JUN-2009 10:57
Instrument: nt2.i
Client Sample ID:

Compound: Benzidine
CAS Number:



Analytical Resources Inc.
ABN by sw846 8270C
DDT Breakdown Report

Data file: /chem3/nt2.i/20090619.b/ddt.b/fs0619.d
Method: /chem3/nt2.i/20090619.b/ddt.b/sw846ddt.m
Analysis Date: 19-JUN-2009 10:57

ARI ID:
Misc:
Instrument: nt2.i

COMPOUND	RT	AREA
Pentachlorophenol	13.806	667023
Benzidine	16.168	794094
4,4'-DDE	----	----
4,4'-DDD	17.081	9897
4,4'-DDT	17.551	1584413

$$\text{DDT Percent Breakdown} = \frac{(\text{DDE Area} + \text{DDD Area}) * 100}{(\text{DDE Area} + \text{DDD Area} + \text{DDT Area})}$$

$$\text{DDT Percent Breakdown} = \frac{(0 + 9897) * 100}{(0 + 9897 + 1584413)}$$

$$\text{DDT Percent Breakdown} = 0.6 \%$$

ORGANICS ANALYSIS DATA SHEET

Semivolatiles by Selected Ion Monitoring GC/MS

Sample ID: MB-061009

Page 1 of 1

METHOD BLANK

Lab Sample ID: MB-061009

QC Report No: PB63-ENVIRONMENTAL SCIENCE CORP.

LIMS ID: 09-12948

Project: JELD-WEN NORD DOOR

Matrix: Sediment

Event: 008.0228.00017

Data Release Authorized: *[Signature]*

Date Sampled: NA

Reported: 06/22/09

Date Received: NA

Date Extracted: 06/10/09

Sample Amount: 16.0 g-dry-wt

Date Analyzed: 06/18/09 12:05

Final Extract Volume: 1.0 mL

Instrument/Analyst: NT2/PK

Dilution Factor: 1.00

GPC Cleanup: Yes

Percent Moisture: NA

Silica Gel Cleanup: No

Alumina Cleanup: No

CAS Number	Analyte	RL	Result
53-70-3	Dibenz (a, h) anthracene	6.2	< 6.2 U
106-46-7	1,4-Dichlorobenzene	6.2	< 6.2 U
120-82-1	1,2,4-Trichlorobenzene	6.2	< 6.2 U
118-74-1	Hexachlorobenzene	6.2	< 6.2 U
87-68-3	Hexachlorobutadiene	6.2	< 6.2 U
131-11-3	Dimethylphthalate	16	< 16 U
85-68-7	Butylbenzylphthalate	16	< 16 U
95-48-7	2-Methylphenol	6.2	< 6.2 U
105-67-9	2,4-Dimethylphenol	6.2	< 6.2 U
86-30-6	N-Nitrosodiphenylamine	6.2	< 6.2 U
100-51-6	Benzyl Alcohol	31	< 31 U
87-86-5	Pentachlorophenol	31	< 31 U
95-50-1	1,2-Dichlorobenzene	6.2	< 6.2 U
541-73-1	1,3-Dichlorobenzene	6.2	< 6.2 U

Reported in $\mu\text{g}/\text{kg}$ (ppb)

SIM Semivolatile Surrogate Recovery

2-Fluorobiphenyl	61.2%	d5-Phenol	70.1%
2-Fluorophenol	58.1%	d4-2-Chlorophenol	76.8%
d4-1,2-Dichlorobenzene	57.6%	d5-Nitrobenzene	57.6%
2,4,6-Tribromophenol	77.6%	d14-p-Terphenyl	92.0%

Analytical Resources, Inc.

Semivolatile Report SW846 Method 8270D

Data file : /chem3/nt2.i/20090618.b/061801.d
 Lab Smp Id: PB63MBS1 Client Smp ID: PB63MBS1
 Inj Date : 18-JUN-2009 12:05
 Operator : VTS Inst ID: nt2.i
 Smp Info : PB63MBS1
 Misc Info : 09-12948
 Comment :
 Method : /chem3/nt2.i/20090618.b/SIMABN.m
 Meth Date : 19-Jun-2009 11:29 peter Quant Type: ISTD
 Cal Date : 11-MAY-2009 13:57 Cal File: ic051104.d
 Als bottle: 1 QC Sample: BLANK
 Dil Factor: 1.00000
 Integrator: HP RTE Compound Sublist: wind.sub
 Target Version: 3.50
 Processing Host: cserv3

Concentration Formula: $Amt * DF * Vt / (Ws * (100 - M) / 100) * CpndVariable$

Name	Value	Description
DF	1.00000	Dilution Factor
Vt	1000.00000	Volume of final extract (uL)
Ws	16.00000	Weight of sample extracted (g)
M	0.00000	% Moisture

Cpnd Variable

Local Compound Variable

Compounds	QUANT SIG	RT	EXP RT	REL RT	RESPONSE	CONCENTRATIONS	
						ON-COLUMN (ug/mL)	FINAL (ug/kg)
\$ 1 2-Fluorophenol	112	5.245	5.206	(0.745)	188929	2.17786	136.1
\$ 2 Phenol-d5	99	6.669	6.669	(0.948)	302019	2.62926	164.3
3 Phenol	94	6.692	6.680	(0.951)	10994	0.07176	4.485(R)
\$ 5 2-Chlorophenol-d4	132	6.761	6.761	(0.961)	222008	2.87595	179.7
7 1,3-Dichlorobenzene	146	Compound Not Detected.					
* 8 1,4-Dichlorobenzene-d4	152	7.038	7.055	(1.000)	145201	2.00000	
9 1,4-Dichlorobenzene	146	Compound Not Detected.					
\$ 10 1,2-Dichlorobenzene-d4	152	7.332	7.332	(1.042)	79668	1.44418	90.26
11 Benzyl alcohol	79	Compound Not Detected.					
12 1,2-Dichlorobenzene	146	Compound Not Detected.					
13 2-Methylphenol	108	Compound Not Detected.					
15 4-Methylphenol	108	Compound Not Detected.					
16 N-Nitroso-di-n-propylamine	70	Compound Not Detected.					
\$ 18 Nitrobenzene-d5	82	7.930	7.946	(0.879)	175440	1.44054	90.03
22 2,4-Dimethylphenol	107	Compound Not Detected.					

Compounds	QUANT SIG MASS	RT	EXP RT	REL RT	RESPONSE	CONCENTRATIONS	
						ON-COLUMN (ug/mL)	FINAL (ug/kg)
=====	=====	==	=====	=====	=====	=====	=====
26 1,2,4-Trichlorobenzene	180				Compound Not Detected.		
* 27 Naphthalene-d8	136	9.024	9.024	(1.000)	448645	2.00000	
30 Hexachlorobutadiene	225				Compound Not Detected.		
\$ 36 2-Fluorobiphenyl	172	10.811	10.811	(0.914)	238873	1.53461	95.91
39 Dimethylphthalate	163				Compound Not Detected.		
* 42 Acenaphthene-d10	162	11.832	11.832	(1.000)	218189	2.00000	
50 Diethylphthalate	149	12.685	12.686	(1.072)	54638	0.32848	20.53 (R)
54 N-Nitrosodiphenylamine	169				Compound Not Detected.		
\$ 55 2,4,6-Tribromophenol	330	13.125	13.125	(0.926)	46346	2.91056	181.9
57 Hexachlorobenzene	284				Compound Not Detected.		
58 Pentachlorophenol	266				Compound Not Detected.		
* 59 Phenanthrene-d10	188	14.175	14.175	(1.000)	336854	2.00000	
\$ 66 Terphenyl-d14	244	16.813	16.813	(0.912)	198061	2.29858	143.7
67 Butylbenzylphthalate	149				Compound Not Detected.		
* 69 Chrysene-d12	240	18.429	18.430	(1.000)	277000	2.00000	
* 77 Perylene-d12	264	20.568	20.569	(1.000)	217772	2.00000	
79 Dibenzo(a,h)anthracene	278				Compound Not Detected.		
90 N-Nitrosodimethylamine	74				Compound Not Detected.		

QC Flag Legend

R - Spike/Surrogate failed recovery limits.

Analytical Resources, Inc.

INTERNAL STANDARD COMPOUNDS
 AREA AND RT SUMMARY

Instrument ID: nt2.i
 Lab File ID: 061801.d
 Lab Smp Id: PB63MBS1
 Analysis Type: SV
 Quant Type: ISTD
 Operator: VTS
 Method File: /chem3/nt2.i/20090618.b/SIMABN.m
 Misc Info: 09-12948

Calibration Date: 18-JUN-2009
 Calibration Time: 11:22
 Client Smp ID: PB63MBS1
 Level: LOW
 Sample Type: Solid

Test Mode:
 Use Initial Calibration Level 4.

COMPOUND	STANDARD	AREA LIMIT		SAMPLE	%DIFF
		LOWER	UPPER		
8 1,4-Dichlorobenze	119785	59892	239570	145201	21.22
27 Naphthalene-d8	372217	186108	744434	448645	20.53
42 Acenaphthene-d10	182713	91356	365426	218189	19.42
59 Phenanthrene-d10	286879	143440	573758	336854	17.42
69 Chrysene-d12	251912	125956	503824	277000	9.96
77 Perylene-d12	231524	115762	463048	217772	-5.94

COMPOUND	STANDARD	RT LIMIT		SAMPLE	%DIFF
		LOWER	UPPER		
8 1,4-Dichlorobenze	7.06	6.56	7.56	7.04	-0.25
27 Naphthalene-d8	9.02	8.52	9.52	9.02	0.00
42 Acenaphthene-d10	11.83	11.33	12.33	11.83	0.00
59 Phenanthrene-d10	14.18	13.68	14.68	14.18	0.00
69 Chrysene-d12	18.43	17.93	18.93	18.43	0.00
77 Perylene-d12	20.57	20.07	21.07	20.57	0.00

AREA UPPER LIMIT = +100% of internal standard area.
 AREA LOWER LIMIT = - 50% of internal standard area.
 RT UPPER LIMIT = + 0.50 minutes of internal standard RT.
 RT LOWER LIMIT = - 0.50 minutes of internal standard RT.

Analytical Resources, Inc.

RECOVERY REPORT

Client Name: ESC Client SDG: PB63
 Sample Matrix: SOLID Fraction: SV
 Lab Smp Id: PB63MBS1 Client Smp ID: PB63MBS1
 Level: LOW Operator: VTS
 Data Type: MS DATA SampleType: BLANK
 SpikeList File: wind.spk Quant Type: ISTD
 Sublist File: wind.sub
 Method File: /chem3/nt2.i/20090618.b/SIMABN.m
 Misc Info: 09-12948

SPIKE COMPOUND	CONC ADDED ug/kg	CONC RECOVERED ug/kg	% RECOVERED	LIMITS
3 Phenol	156.3	4.485	2.87*	30-160
7 1,3-Dichlorobenze	156.3	0.000	*	30-160
9 1,4-Dichlorobenze	156.3	0.000	*	30-160
11 Benzyl alcohol	312.5	0.000	*	30-160
12 1,2-Dichlorobenze	156.3	0.000	*	30-160
13 2-Methylphenol	156.3	0.000	*	30-160
15 4-Methylphenol	312.5	0.000	*	30-160
16 N-Nitroso-di-n-pr	156.3	0.000	*	30-160
22 2,4-Dimethylphenol	156.3	0.000	*	30-160
26 1,2,4-Trichlorobe	156.3	0.000	*	30-160
30 Hexachlorobutadie	156.3	0.000	*	30-160
50 Diethylphthalate	156.3	20.53	13.14*	30-160
54 N-Nitrosodiphenyl	156.3	0.000	*	30-160
57 Hexachlorobenzene	156.3	0.000	*	30-160
58 Pentachlorophenol	156.3	0.000	*	30-160
67 Butylbenzylphthal	156.3	0.000	*	30-160
79 Dibenzo(a,h) anthr	156.3	0.000	*	30-160
90 N-Nitrosodimethyl	156.3	0.000	*	30-160

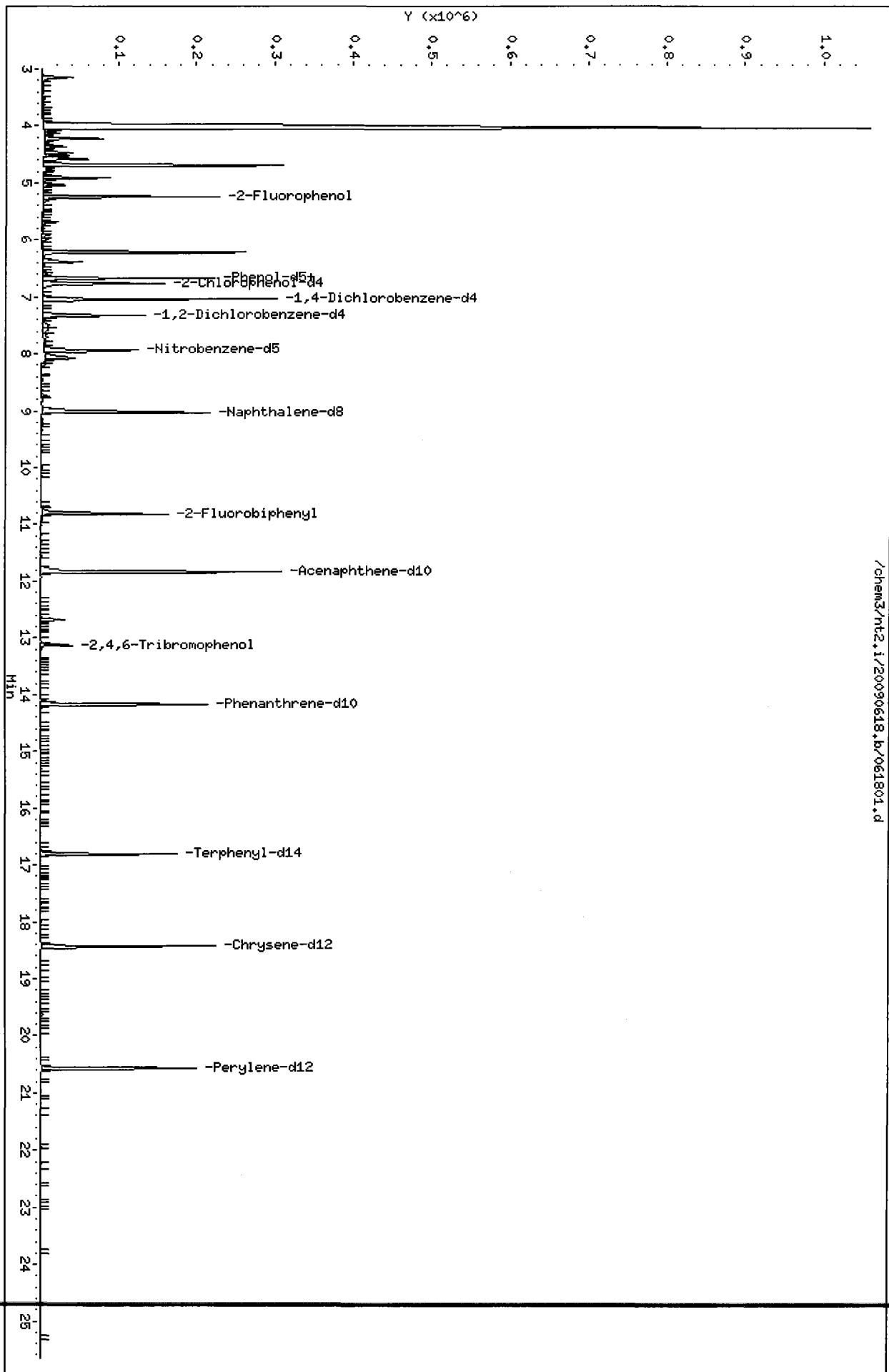
SURROGATE COMPOUND	CONC ADDED ug/kg	CONC RECOVERED ug/kg	% RECOVERED	LIMITS
\$ 1 2-Fluorophenol	234.4	136.1	58.08	30-160
\$ 2 Phenol-d5	234.4	164.3	70.11	30-160
\$ 5 2-Chlorophenol-d4	234.4	179.7	76.69	30-160
\$ 10 1,2-Dichlorobenzen	156.3	90.26	57.77	30-160
\$ 18 Nitrobenzene-d5	156.3	90.03	57.62	30-160
\$ 36 2-Fluorobiphenyl	156.3	95.91	61.38	30-160
\$ 55 2,4,6-Tribromophen	234.4	181.9	77.61	30-160
\$ 66 Terphenyl-d14	156.3	143.7	91.94	30-160

--	--	--	--	--

Data File: /chem3/nt2.1/20090618.b/061801.d
Date: 18-JUN-2009 12:05
Client ID: PB63MBS1
Sample Info: PB63MBS1
Volume Injected (uL): 2.0
Column phase: ZB-5

Instrument: nt2.1
Operator: VTS
Column diameter: 0.32

/chem3/nt2.1/20090618.b/061801.d



ORGANICS ANALYSIS DATA SHEET

Semivolatiles by Selected Ion Monitoring GC/MS

Sample ID: 3SED10-A

Page 1 of 1

MATRIX SPIKE

Lab Sample ID: PB63G

QC Report No: PB63-ENVIRONMENTAL SCIENCE CORP.

LIMS ID: 09-12948

Project: JELD-WEN NORD DOOR

Matrix: Sediment

Event: 008.0228.00017

Data Release Authorized: *AS*

Date Sampled: 06/05/09

Reported: 06/22/09

Date Received: 06/05/09

Date Extracted: 06/10/09

Sample Amount: 16.4 g-dry-wt

Date Analyzed: 06/18/09 13:47

Final Extract Volume: 1.0 mL

Instrument/Analyst: NT2/PK

Dilution Factor: 1.00

GPC Cleanup: Yes

Percent Moisture: 14.9%

Silica Gel Cleanup: No

Alumina Cleanup: No

CAS Number	Analyte	RL	Result
53-70-3	Dibenz (a, h) anthracene	6.1	---
106-46-7	1,4-Dichlorobenzene	6.1	---
120-82-1	1,2,4-Trichlorobenzene	6.1	---
118-74-1	Hexachlorobenzene	6.1	---
87-68-3	Hexachlorobutadiene	6.1	---
131-11-3	Dimethylphthalate	15	---
85-68-7	Butylbenzylphthalate	15	---
95-48-7	2-Methylphenol	6.1	---
105-67-9	2,4-Dimethylphenol	6.1	---
86-30-6	N-Nitrosodiphenylamine	6.1	---
100-51-6	Benzyl Alcohol	30	---
87-86-5	Pentachlorophenol	30	---
95-50-1	1,2-Dichlorobenzene	6.1	---
541-73-1	1,3-Dichlorobenzene	6.1	---

Reported in $\mu\text{g}/\text{kg}$ (ppb)

SIM Semivolatile Surrogate Recovery

2-Fluorobiphenyl	81.6%	d5-Phenol	67.2%
2-Fluorophenol	69.6%	d4-2-Chlorophenol	94.4%
d4-1,2-Dichlorobenzene	65.6%	d5-Nitrobenzene	69.2%
2,4,6-Tribromophenol	93.6%	d14-p-Terphenyl	104%

Analytical Resources, Inc.

Semivolatle Report SW846 Method 8270D

Data file : /chem3/nt2.i/20090618.b/061810.d
 Lab Smp Id: PB63GMS Client Smp ID: 3SED10-A MS
 Inj Date : 18-JUN-2009 13:47
 Operator : VTS Inst ID: nt2.i
 Smp Info : PB63GMS
 Misc Info : 09-12948
 Comment :
 Method : /chem3/nt2.i/20090618.b/SIMABN.m
 Meth Date : 19-Jun-2009 11:29 peter Quant Type: ISTD
 Cal Date : 11-MAY-2009 13:57 Cal File: ic051104.d
 Als bottle: 4 QC Sample: MS
 Dil Factor: 1.00000
 Integrator: HP RTE Compound Sublist: wind.sub
 Target Version: 3.50
 Processing Host: cserv3

Concentration Formula: Amt * DF * Vt/(Ws * (100 - M)/100) * CpndVariable

Name	Value	Description
DF	1.00000	Dilution Factor
Vt	1000.00000	Volume of final extract (uL)
Ws	19.30000	Weight of sample extracted (g)
M	14.90000	% Moisture

Cpnd Variable

Local Compound Variable

Compounds	QUANT SIG	RT	EXP RT	REL RT	RESPONSE	CONCENTRATIONS	
						ON-COLUMN (ug/mL)	FINAL (ug/kg)
\$ 1 2-Fluorophenol	112	5.252	5.206	(0.744)	207731	2.60515	158.6
\$ 2 Phenol-d5	99	6.726	6.669	(0.953)	266129	2.52052	153.5 (H)
3 Phenol	94	6.737	6.680	(0.955)	286346	2.03351	123.8
\$ 5 2-Chlorophenol-d4	132	6.772	6.761	(0.960)	251173	3.53985	215.5
7 1,3-Dichlorobenzene	146	6.985	6.986	(0.990)	165119	1.75092	106.6
* 8 1,4-Dichlorobenzene-d4	152	7.055	7.055	(1.000)	133466	2.00000	
9 1,4-Dichlorobenzene	146	7.072	7.072	(1.002)	167616	1.71404	104.4
\$ 10 1,2-Dichlorobenzene-d4	152	7.331	7.332	(1.039)	83151	1.63985	99.84
11 Benzyl alcohol	79	7.331	7.332	(1.039)	273653	3.03854	185.0 (M)
12 1,2-Dichlorobenzene	146	7.349	7.349	(1.042)	160532	1.82298	111.0
13 2-Methylphenol	108	7.577	7.576	(1.074)	170082	1.99712	121.6
15 4-Methylphenol	108	7.823	7.807	(1.109)	330431	3.79493	231.1
16 N-Nitroso-di-n-propylamine	70	7.777	7.776	(1.102)	135161	1.65947	101.0
\$ 18 Nitrobenzene-d5	82	7.946	7.946	(0.881)	192209	1.73214	105.5

Compounds	QUANT SIG				RESPONSE	CONCENTRATIONS	
	MASS	RT	EXP RT	REL RT		ON-COLUMN (ug/mL)	FINAL (ug/kg)
22 2,4-Dimethylphenol	107	8.601	8.602	(0.953)	144444	1.43786	87.54
26 1,2,4-Trichlorobenzene	180	8.985	8.986	(0.996)	118750	1.86727	113.7
* 27 Naphthalene-d8	136	9.023	9.024	(1.000)	408781	2.00000	
30 Hexachlorobutadiene	225	9.388	9.389	(1.040)	67219	2.03022	123.6
\$ 36 2-Fluorobiphenyl	172	10.810	10.811	(0.914)	276684	2.03942	124.2
39 Dimethylphthalate	163	11.537	11.538	(0.975)	311343	2.18881	133.3
* 42 Acenaphthene-d10	162	11.831	11.832	(1.000)	190169	2.00000	
50 Diethylphthalate	149	12.685	12.686	(1.072)	1172587	8.08833	492.5 (R)
54 N-Nitrosodiphenylamine	169	12.939	12.940	(0.913)	202202	2.03777	124.1
\$ 55 2,4,6-Tribromophenol	330	13.125	13.125	(0.926)	54811	3.50820	213.6
57 Hexachlorobenzene	284	13.713	13.713	(0.967)	83811	2.31864	141.2
58 Pentachlorophenol	266	14.021	14.021	(0.989)	43996	1.97910	120.5
* 59 Phenanthrene-d10	188	14.175	14.175	(1.000)	330514	2.00000	
\$ 66 Terphenyl-d14	244	16.812	16.813	(0.912)	180205	2.61081	159.0
67 Butylbenzylphthalate	149	17.703	17.704	(0.960)	200685	2.32516	141.6
* 69 Chrysene-d12	240	18.444	18.430	(1.000)	221887	2.00000	
* 77 Perylene-d12	264	20.568	20.569	(1.000)	185753	2.00000	
79 Dibenzo(a,h)anthracene	278	21.969	21.954	(1.068)	220437	2.55496	155.6
90 N-Nitrosodimethylamine	74	2.968	2.844	(0.421)	105312	1.67171	101.8

QC Flag Legend

- R - Spike/Surrogate failed recovery limits.
- M - Compound response manually integrated.
- H - Operator selected an alternate compound hit.

Analytical Resources, Inc.

INTERNAL STANDARD COMPOUNDS
 AREA AND RT SUMMARY

Instrument ID: nt2.i
 Lab File ID: 061810.d
 Lab Smp Id: PB63GMS
 Analysis Type: SV
 Quant Type: ISTD
 Operator: VTS
 Method File: /chem3/nt2.i/20090618.b/SIMABN.m
 Misc Info: 09-12948

Calibration Date: 18-JUN-2009
 Calibration Time: 11:22
 Client Smp ID: 3SED10-A MS
 Level: LOW
 Sample Type: Sediment

Test Mode: Use Initial Calibration Level 4.

COMPOUND	STANDARD	AREA LIMIT		SAMPLE	%DIFF
		LOWER	UPPER		
8 1,4-Dichlorobenze	119785	59892	239570	133466	11.42
27 Naphthalene-d8	372217	186108	744434	408781	9.82
42 Acenaphthene-d10	182713	91356	365426	190169	4.08
59 Phenanthrene-d10	286879	143440	573758	330514	15.21
69 Chrysene-d12	251912	125956	503824	221887	-11.92
77 Perylene-d12	231524	115762	463048	185753	-19.77

COMPOUND	STANDARD	RT LIMIT		SAMPLE	%DIFF
		LOWER	UPPER		
8 1,4-Dichlorobenze	7.06	6.56	7.56	7.05	-0.01
27 Naphthalene-d8	9.02	8.52	9.52	9.02	-0.01
42 Acenaphthene-d10	11.83	11.33	12.33	11.83	0.00
59 Phenanthrene-d10	14.18	13.68	14.68	14.17	0.00
69 Chrysene-d12	18.43	17.93	18.93	18.44	0.08
77 Perylene-d12	20.57	20.07	21.07	20.57	0.00

AREA UPPER LIMIT = +100% of internal standard area.
 AREA LOWER LIMIT = - 50% of internal standard area.
 RT UPPER LIMIT = + 0.50 minutes of internal standard RT.
 RT LOWER LIMIT = - 0.50 minutes of internal standard RT.

Analytical Resources, Inc.

RECOVERY REPORT

Client Name: ESC Client SDG: PB63
 Sample Matrix: SOLID Fraction: SV
 Lab Smp Id: PB63GMS Client Smp ID: 3SED10-A MS
 Level: LOW Operator: VTS
 Data Type: MS DATA SampleType: MS
 SpikeList File: wind.spk Quant Type: ISTD
 Sublist File: wind.sub
 Method File: /chem3/nt2.i/20090618.b/SIMABN.m
 Misc Info: 09-12948

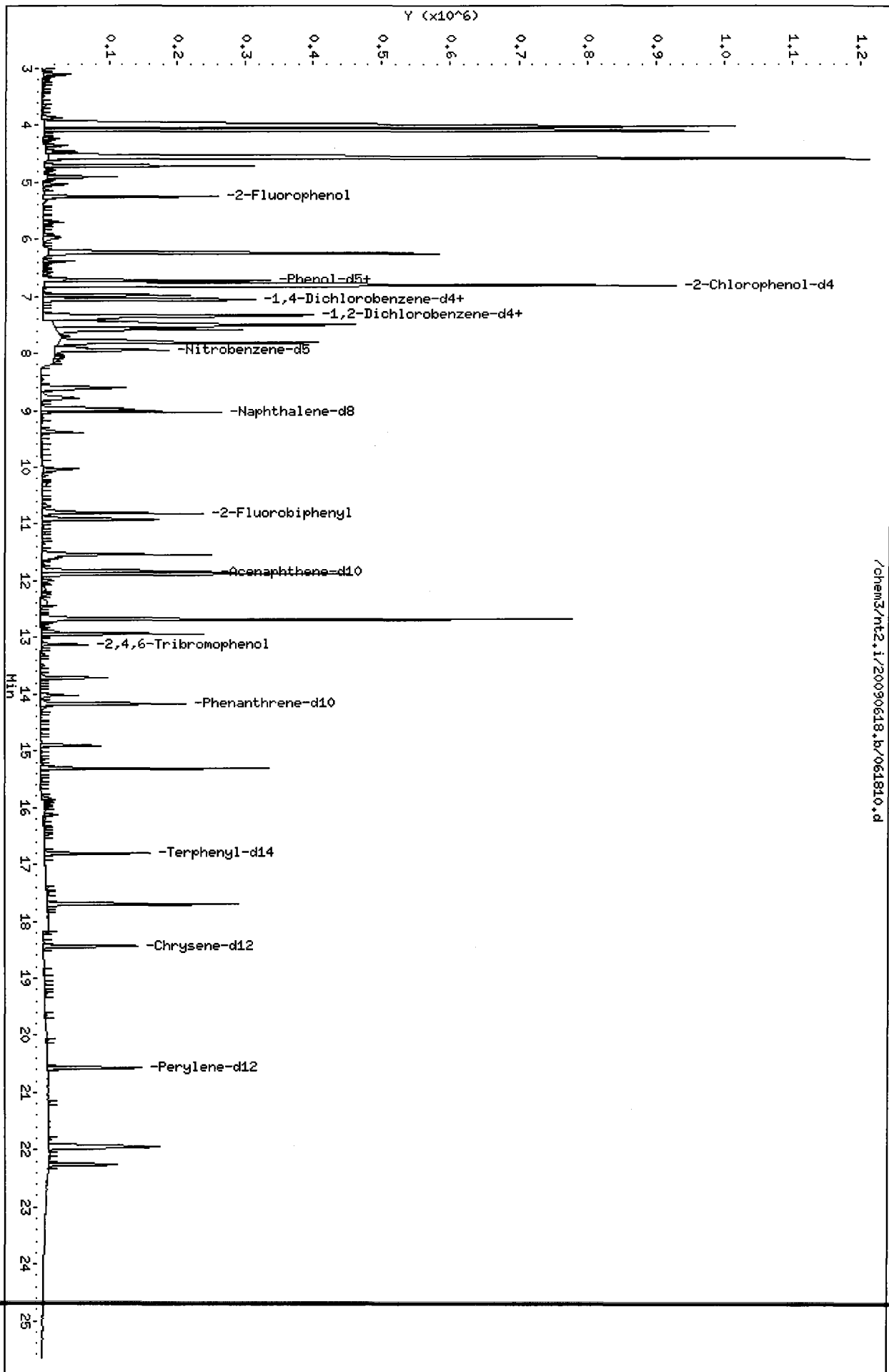
SPIKE COMPOUND	CONC ADDED ug/kg	CONC RECOVERED ug/kg	% RECOVERED	LIMITS
3 Phenol	152.2	123.8	81.34	30-160
7 1,3-Dichlorobenzen	152.2	106.6	70.04	30-160
9 1,4-Dichlorobenzen	152.2	104.4	68.56	30-160
11 Benzyl alcohol	304.4	185.0	60.77	30-160
12 1,2-Dichlorobenzen	152.2	111.0	72.92	30-160
13 2-Methylphenol	152.2	121.6	79.88	30-160
15 4-Methylphenol	304.4	231.1	75.90	30-160
16 N-Nitroso-di-n-pro	152.2	101.0	66.38	30-160
22 2,4-Dimethylphenol	152.2	87.54	57.51	30-160
26 1,2,4-Trichloroben	152.2	113.7	74.69	30-160
30 Hexachlorobutadien	152.2	123.6	81.21	30-160
50 Diethylphthalate	152.2	492.5	323.53*	30-160
54 N-Nitrosodiphenyla	152.2	124.1	81.51	30-160
57 Hexachlorobenzene	152.2	141.2	92.75	30-160
58 Pentachlorophenol	152.2	120.5	79.16	30-160
67 Butylbenzylphthala	152.2	141.6	93.01	30-160
79 Dibenzo(a,h) anthra	152.2	155.6	102.20	30-160
90 N-Nitrosodimethyla	152.2	101.8	66.87	30-160

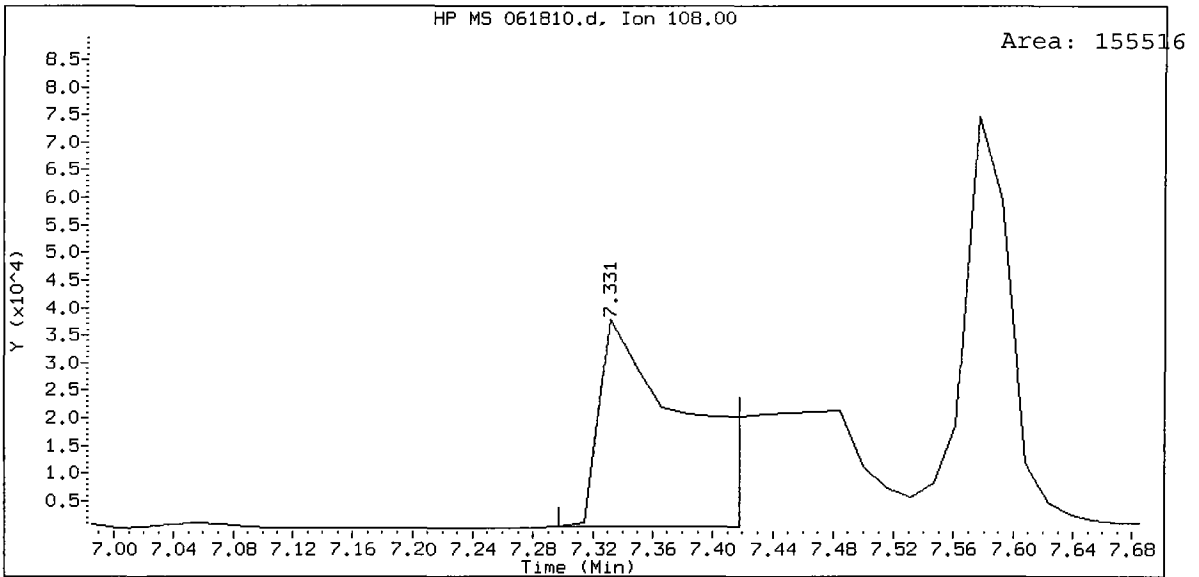
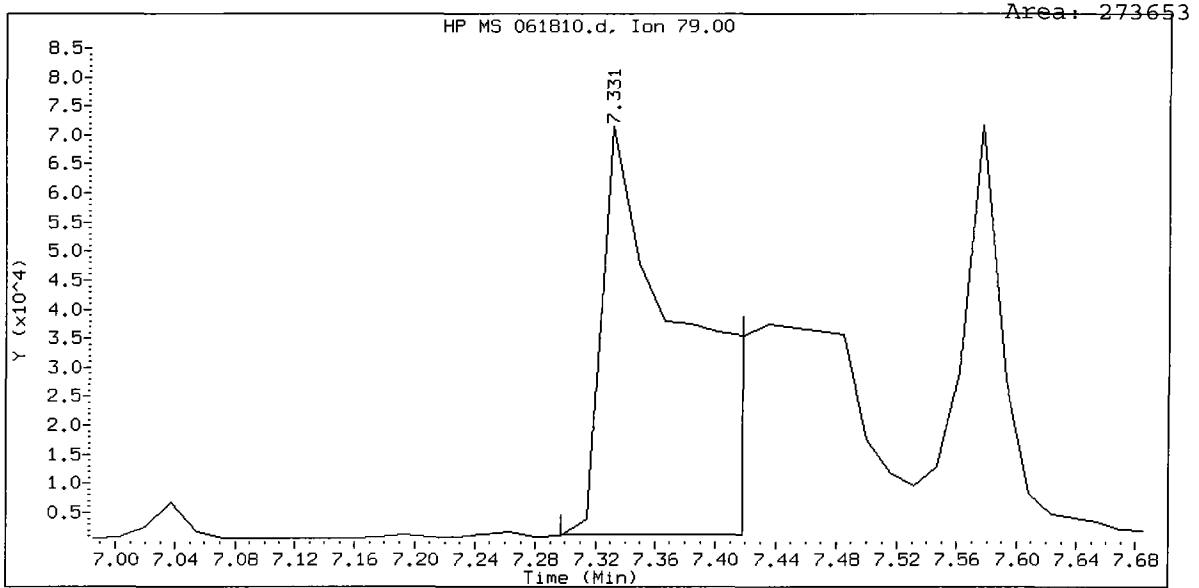
SURROGATE COMPOUND	CONC ADDED ug/kg	CONC RECOVERED ug/kg	% RECOVERED	LIMITS
\$ 1 2-Fluorophenol	228.3	158.6	69.47	30-160
\$ 2 Phenol-d5	228.3	153.5	67.21	30-160
\$ 5 2-Chlorophenol-d4	228.3	215.5	94.40	30-160
\$ 10 1,2-Dichlorobenzen	152.2	99.84	65.59	30-160
\$ 18 Nitrobenzene-d5	152.2	105.5	69.29	30-160
\$ 36 2-Fluorobiphenyl	152.2	124.2	81.58	30-160
\$ 55 2,4,6-Tribromophen	228.3	213.6	93.55	30-160
\$ 66 Terphenyl-d14	152.2	159.0	104.43	30-160

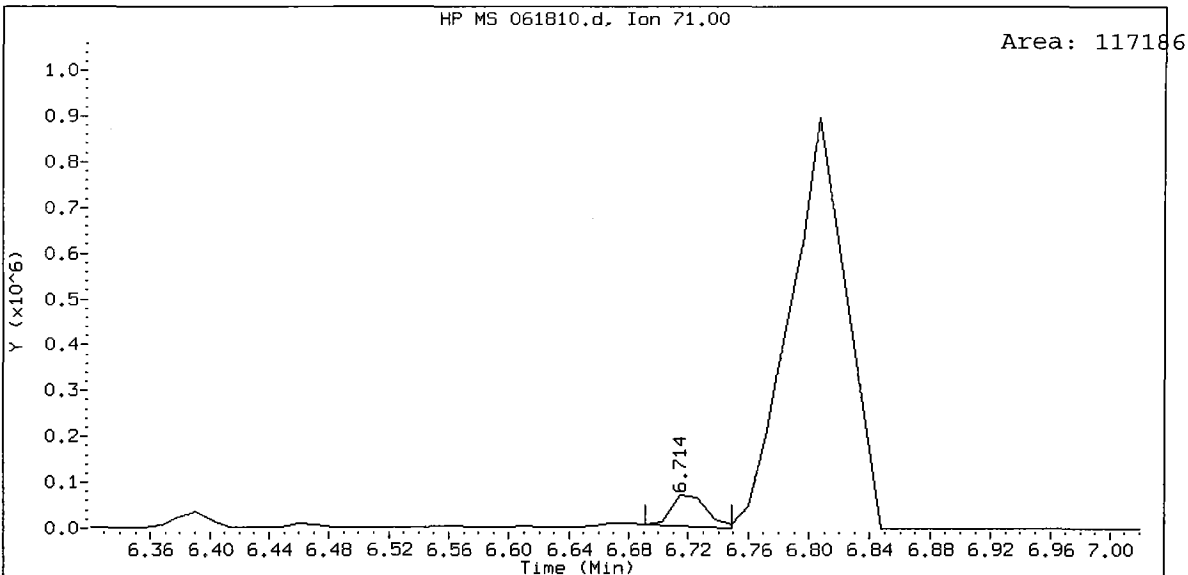
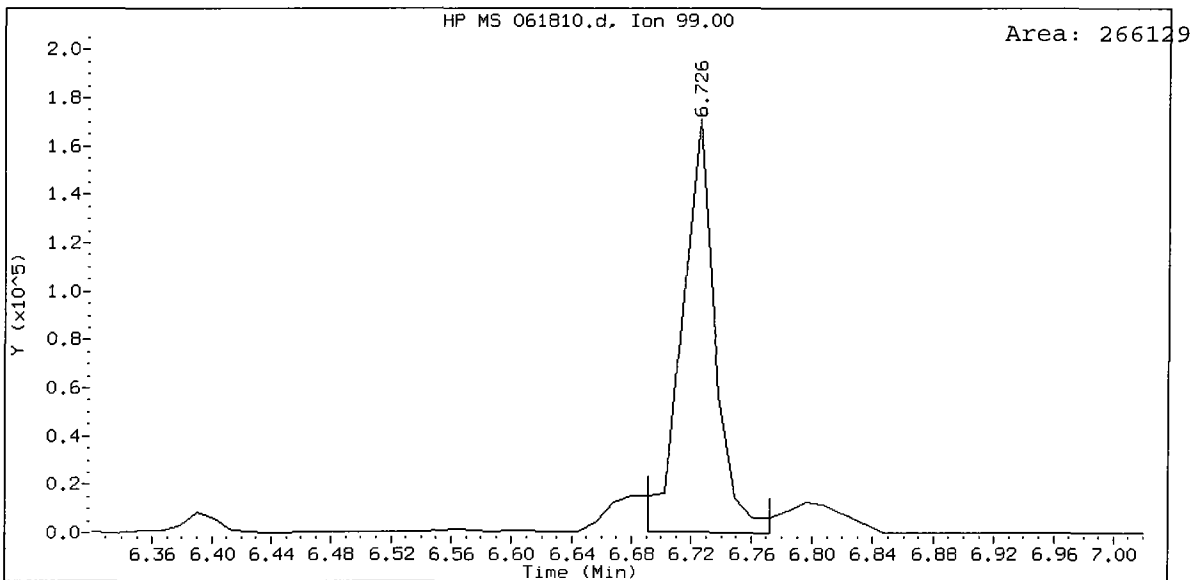
--	--	--	--	--

Data File: /chem3/nt2.1/20090618.b/061810.d
Date: 18-JUN-2009 13:47
Client ID: 3SEMI0-A HS
Sample Info: PB63GHS
Volume Injected (uL): 2.0
Column phase: ZB-5

Instrument: nt2.1
Operator: VTS
Column diameter: 0.32







ORGANICS ANALYSIS DATA SHEET

Semivolatiles by Selected Ion Monitoring GC/MS

Sample ID: 3SED10-A

Page 1 of 1

MATRIX SPIKE DUPLICATE

Lab Sample ID: PB63G


QC Report No: PB63-ENVIRONMENTAL SCIENCE CORP.

LIMS ID: 09-12948

Project: JELD-WEN NORD DOOR

Matrix: Sediment

Event: 008.0228.00017

Data Release Authorized: 

Date Sampled: 06/05/09

Reported: 06/22/09

Date Received: 06/05/09

Date Extracted: 06/10/09

Sample Amount: 16.4 g-dry-wt

Date Analyzed: 06/18/09 14:21

Final Extract Volume: 1.0 mL

Instrument/Analyst: NT2/PK

Dilution Factor: 1.00

GPC Cleanup: Yes

Percent Moisture: 14.9%

Silica Gel Cleanup: No

Alumina Cleanup: No

CAS Number	Analyte	RL	Result
53-70-3	Dibenz (a, h) anthracene	6.1	---
106-46-7	1,4-Dichlorobenzene	6.1	---
120-82-1	1,2,4-Trichlorobenzene	6.1	---
118-74-1	Hexachlorobenzene	6.1	---
87-68-3	Hexachlorobutadiene	6.1	---
131-11-3	Dimethylphthalate	15	---
85-68-7	Butylbenzylphthalate	15	---
95-48-7	2-Methylphenol	6.1	---
105-67-9	2,4-Dimethylphenol	6.1	---
86-30-6	N-Nitrosodiphenylamine	6.1	---
100-51-6	Benzyl Alcohol	30	---
87-86-5	Pentachlorophenol	30	---
95-50-1	1,2-Dichlorobenzene	6.1	---
541-73-1	1,3-Dichlorobenzene	6.1	---

Reported in $\mu\text{g}/\text{kg}$ (ppb)

SIM Semivolatile Surrogate Recovery

2-Fluorobiphenyl	84.0%	d5-Phenol	69.9%
2-Fluorophenol	73.3%	d4-2-Chlorophenol	101%
d4-1,2-Dichlorobenzene	70.8%	d5-Nitrobenzene	76.4%
2,4,6-Tribromophenol	106%	d14-p-Terphenyl	108%

Analytical Resources, Inc.

Semivolatle Report SW846 Method 8270D

Data file : /chem3/nt2.i/20090618.b/061811.d
 Lab Smp Id: PB63GMSD Client Smp ID: 3SED10-A MSD
 Inj Date : 18-JUN-2009 14:21
 Operator : VTS Inst ID: nt2.i
 Smp Info : PB63GMSD
 Misc Info : 09-12948
 Comment :
 Method : /chem3/nt2.i/20090618.b/SIMABN.m
 Meth Date : 19-Jun-2009 11:29 peter Quant Type: ISTD
 Cal Date : 11-MAY-2009 13:57 Cal File: ic051104.d
 Als bottle: 5 QC Sample: MS
 Dil Factor: 1.00000
 Integrator: HP RTE Compound Sublist: wind.sub
 Target Version: 3.50
 Processing Host: cserv3

Concentration Formula: Amt * DF * Vt/(Ws * (100 - M)/100) * CpndVariable

Name	Value	Description
DF	1.00000	Dilution Factor
Vt	1000.00000	Volume of final extract (uL)
Ws	19.30000	Weight of sample extracted (g)
M	14.90000	% Moisture

Cpnd Variable

Local Compound Variable

Compounds	QUANT SIG	RT	EXP RT	REL RT	RESPONSE	CONCENTRATIONS	
						ON-COLUMN (ug/mL)	FINAL (ug/kg)
\$ 1 2-Fluorophenol	112	5.254	5.206	(0.745)	209893	2.75260	167.6
\$ 2 Phenol-d5	99	6.738	6.669	(0.955)	264070	2.61536	159.2(H)
3 Phenol	94	6.750	6.680	(0.957)	295737	2.19622	133.7
\$ 5 2-Chlorophenol-d4	132	6.773	6.761	(0.960)	257367	3.79297	230.9
7 1,3-Dichlorobenzene	146	6.986	6.986	(0.990)	166743	1.84898	112.6
* 8 1,4-Dichlorobenzene-d4	152	7.055	7.055	(1.000)	127631	2.00000	
9 1,4-Dichlorobenzene	146	7.073	7.072	(1.002)	170976	1.82834	111.3
\$ 10 1,2-Dichlorobenzene-d4	152	7.332	7.332	(1.039)	86025	1.77409	108.0
11 Benzyl alcohol	79	7.332	7.332	(1.039)	348280	4.04397	246.2(M)
12 1,2-Dichlorobenzene	146	7.350	7.349	(1.042)	163800	1.94513	118.4
13 2-Methylphenol	108	7.591	7.576	(1.076)	158655	1.94812	118.6
15 4-Methylphenol	108	7.822	7.807	(1.109)	328549	3.94583	240.2
16 N-Nitroso-di-n-propylamine	70	7.791	7.776	(1.104)	139704	1.79367	109.2
\$ 18 Nitrobenzene-d5	82	7.945	7.946	(0.880)	199711	1.91298	116.5

Compounds	QUANT SIG				RESPONSE	CONCENTRATIONS	
	MASS	RT	EXP RT	REL RT		ON-COLUMN (ug/mL)	FINAL (ug/kg)
22 2,4-Dimethylphenol	107	8.602	8.602	(0.953)	128418	1.35876	82.73
26 1,2,4-Trichlorobenzene	180	8.967	8.986	(0.994)	122727	2.05122	124.9
* 27 Naphthalene-d8	136	9.024	9.024	(1.000)	384585	2.00000	
30 Hexachlorobutadiene	225	9.389	9.389	(1.040)	67630	2.17115	132.2
\$ 36 2-Fluorobiphenyl	172	10.811	10.811	(0.914)	278181	2.10498	128.2
39 Dimethylphthalate	163	11.538	11.538	(0.975)	316264	2.28253	139.0
* 42 Acenaphthene-d10	162	11.832	11.832	(1.000)	185243	2.00000	
50 Diethylphthalate	149	12.685	12.686	(1.072)	451080	3.19422	194.5
54 N-Nitrosodiphenylamine	169	12.940	12.940	(0.913)	201036	2.20297	134.1
\$ 55 2,4,6-Tribromophenol	330	13.125	13.125	(0.926)	56904	3.96026	241.1
57 Hexachlorobenzene	284	13.714	13.713	(0.967)	83579	2.51416	153.1
58 Pentachlorophenol	266	14.022	14.021	(0.989)	65325	3.19521	194.5
* 59 Phenanthrene-d10	188	14.176	14.175	(1.000)	303966	2.00000	
\$ 66 Terphenyl-d14	244	16.813	16.813	(0.912)	177143	2.70871	164.9
67 Butylbenzylphthalate	149	17.704	17.704	(0.960)	207316	2.53513	154.4
* 69 Chrysene-d12	240	18.445	18.430	(1.000)	210234	2.00000	
* 77 Perylene-d12	264	20.584	20.569	(1.000)	171364	2.00000	
79 Dibenzo(a,h)anthracene	278	21.969	21.954	(1.067)	216367	2.71836	165.5
90 N-Nitrosodimethylamine	74	2.977	2.844	(0.422)	106621	1.76986	107.8

QC Flag Legend

M - Compound response manually integrated.
 H - Operator selected an alternate compound hit.

Analytical Resources, Inc.

INTERNAL STANDARD COMPOUNDS
 AREA AND RT SUMMARY

Instrument ID: nt2.i	Calibration Date: 18-JUN-2009
Lab File ID: 061811.d	Calibration Time: 11:22
Lab Smp Id: PB63GMSD	Client Smp ID: 3SED10-A MSD
Analysis Type: SV	Level: LOW
Quant Type: ISTD	Sample Type: Sediment
Operator: VTS	
Method File: /chem3/nt2.i/20090618.b/SIMABN.m	
Misc Info: 09-12948	

Test Mode: Use Initial Calibration Level 4.

COMPOUND	STANDARD	AREA LIMIT		SAMPLE	%DIFF
		LOWER	UPPER		
8 1,4-Dichlorobenze	119785	59892	239570	127631	6.55
27 Naphthalene-d8	372217	186108	744434	384585	3.32
42 Acenaphthene-d10	182713	91356	365426	185243	1.38
59 Phenanthrene-d10	286879	143440	573758	303966	5.96
69 Chrysene-d12	251912	125956	503824	210234	-16.54
77 Perylene-d12	231524	115762	463048	171364	-25.98

COMPOUND	STANDARD	RT LIMIT		SAMPLE	%DIFF
		LOWER	UPPER		
8 1,4-Dichlorobenze	7.06	6.56	7.56	7.06	0.01
27 Naphthalene-d8	9.02	8.52	9.52	9.02	0.00
42 Acenaphthene-d10	11.83	11.33	12.33	11.83	0.00
59 Phenanthrene-d10	14.18	13.68	14.68	14.18	0.00
69 Chrysene-d12	18.43	17.93	18.93	18.45	0.08
77 Perylene-d12	20.57	20.07	21.07	20.58	0.07

AREA UPPER LIMIT = +100% of internal standard area.
 AREA LOWER LIMIT = - 50% of internal standard area.
 RT UPPER LIMIT = + 0.50 minutes of internal standard RT.
 RT LOWER LIMIT = - 0.50 minutes of internal standard RT.

Analytical Resources, Inc.

RECOVERY REPORT

Client Name: ESC Client SDG: PB63
 Sample Matrix: SOLID Fraction: SV
 Lab Smp Id: PB63GMSD Client Smp ID: 3SED10-A MSD
 Level: LOW Operator: VTS
 Data Type: MS DATA SampleType: MS
 SpikeList File: wind.spk Quant Type: ISTD
 Sublist File: wind.sub
 Method File: /chem3/nt2.i/20090618.b/SIMABN.m
 Misc Info: 09-12948

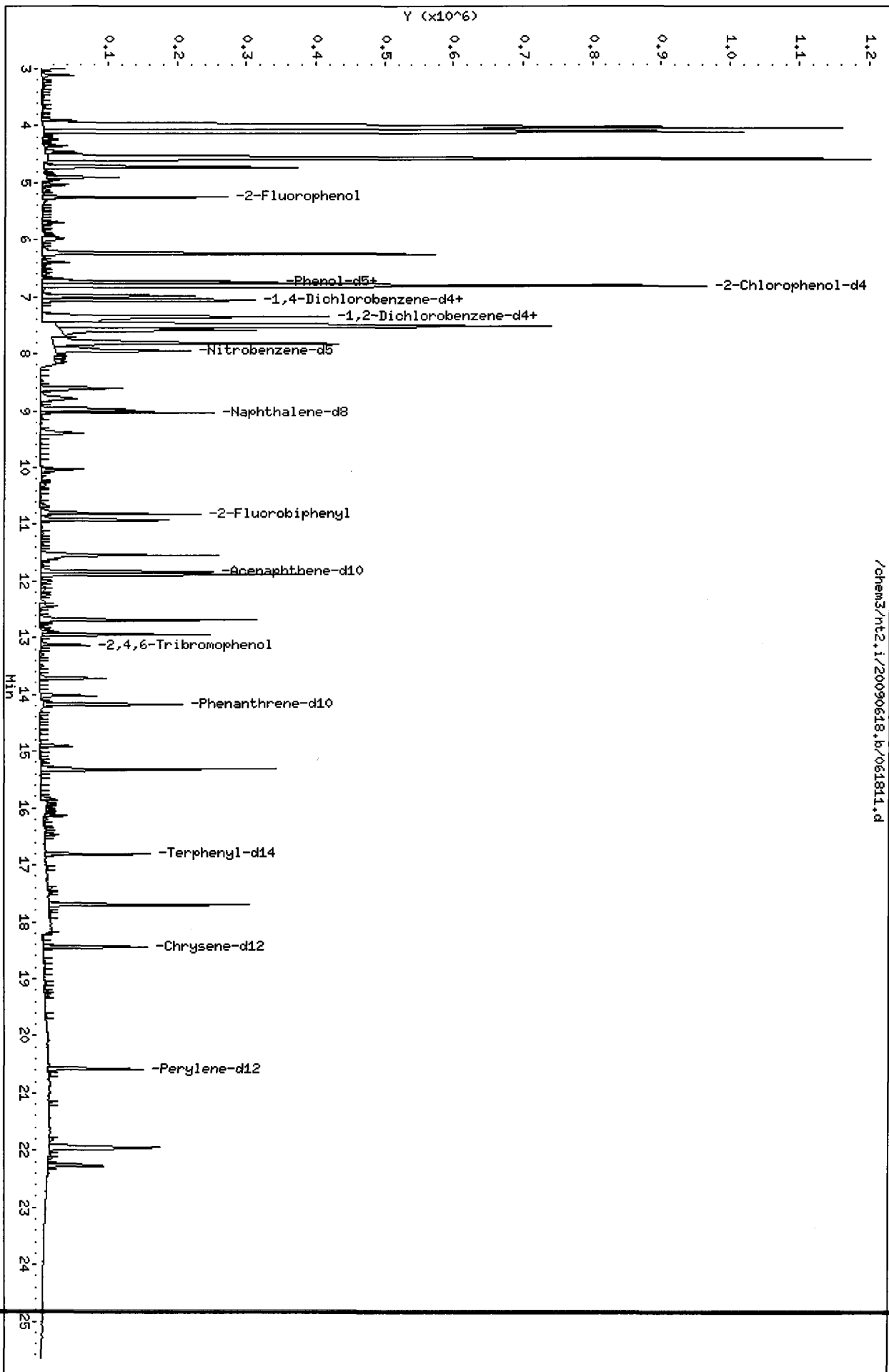
SPIKE COMPOUND	CONC ADDED ug/kg	CONC RECOVERED ug/kg	% RECOVERED	LIMITS
3 Phenol	152.2	133.7	87.85	30-160
7 1,3-Dichlorobenzen	152.2	112.6	73.96	30-160
9 1,4-Dichlorobenzen	152.2	111.3	73.13	30-160
11 Benzyl alcohol	304.4	246.2	80.88	30-160
12 1,2-Dichlorobenzen	152.2	118.4	77.81	30-160
13 2-Methylphenol	152.2	118.6	77.92	30-160
15 4-Methylphenol	304.4	240.2	78.92	30-160
16 N-Nitroso-di-n-pro	152.2	109.2	71.75	30-160
22 2,4-Dimethylphenol	152.2	82.73	54.35	30-160
26 1,2,4-Trichloroben	152.2	124.9	82.05	30-160
30 Hexachlorobutadien	152.2	132.2	86.85	30-160
50 Diethylphthalate	152.2	194.5	127.77	30-160
54 N-Nitrosodiphenyla	152.2	134.1	88.12	30-160
57 Hexachlorobenzene	152.2	153.1	100.57	30-160
58 Pentachlorophenol	152.2	194.5	127.81	30-160
67 Butylbenzylphthala	152.2	154.4	101.41	30-160
79 Dibenzo(a,h) anthra	152.2	165.5	108.73	30-160
90 N-Nitrosodimethyla	152.2	107.8	70.79	30-160

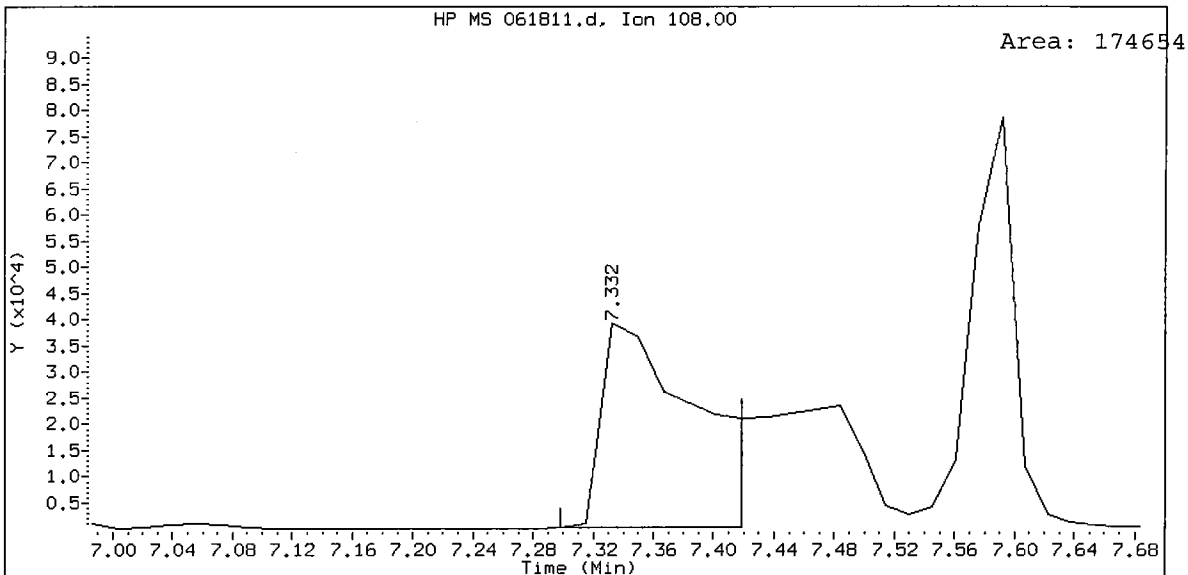
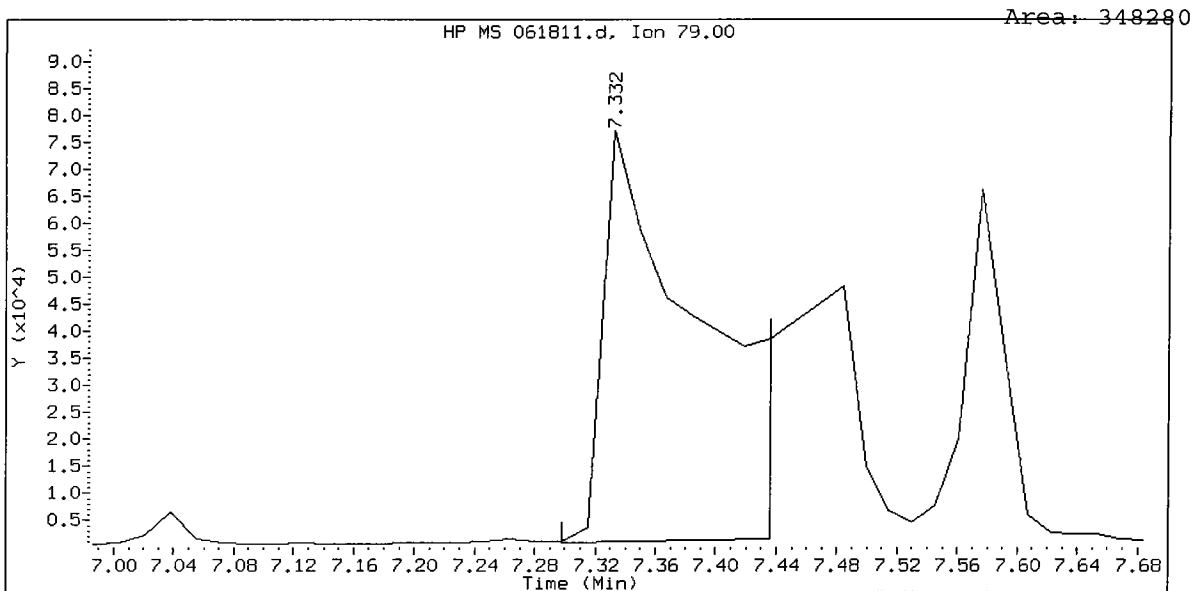
SURROGATE COMPOUND	CONC ADDED ug/kg	CONC RECOVERED ug/kg	% RECOVERED	LIMITS
1 2-Fluorophenol	228.3	167.6	73.40	30-160
2 Phenol-d5	228.3	159.2	69.74	30-160
5 2-Chlorophenol-d4	228.3	230.9	101.15	30-160
10 1,2-Dichlorobenzen	152.2	108.0	70.96	30-160
18 Nitrobenzene-d5	152.2	116.5	76.52	30-160
36 2-Fluorobiphenyl	152.2	128.2	84.20	30-160
55 2,4,6-Tribromophen	228.3	241.1	105.61	30-160
66 Terphenyl-d14	152.2	164.9	108.35	30-160

--	--	--	--	--

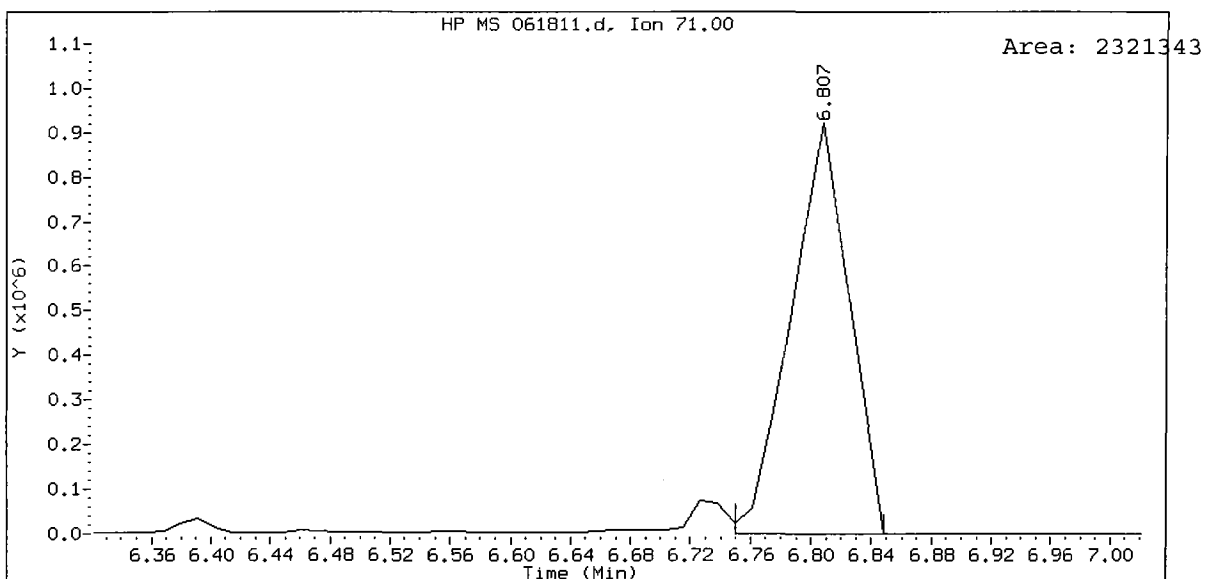
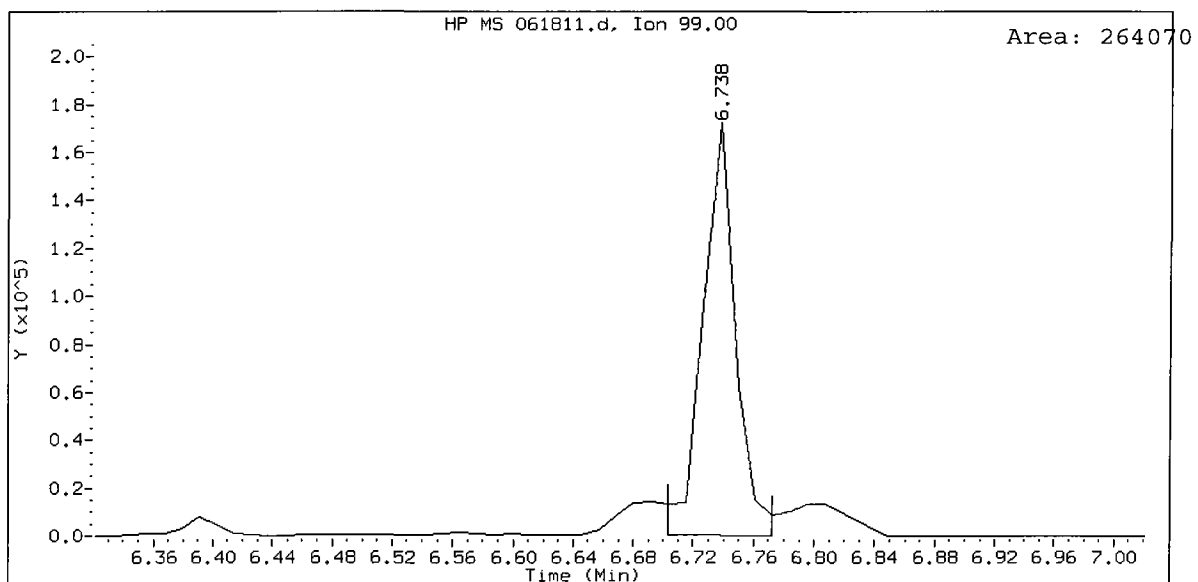
Data File: /chem3/nt2.i/20090618.b/061811.d
Date: 18-JUN-2009 14:21
Client ID: 3SEMI0-A HSD
Sample Info: PB63QMSD
Volume Injected (uL): 2.0
Column phase: ZB-5

Instrument: nt2.i
Operator: VTS
Column diameter: 0.32





PB63GMSD, /chem3/nt2.i/20090618.b/061811.d
Phenol-d5 Amount: 2.62



Analytical Resources, Inc.

Semivolatiles Report SW846 Method 8270D

Data file : /chem3/nt2.i/20090618.b/061802.d
 Lab Smp Id: PB63LCSS1 Client Smp ID: PB63LCSS1
 Inj Date : 18-JUN-2009 12:39
 Operator : VTS Inst ID: nt2.i
 Smp Info : PB63LCSS1
 Misc Info : 09-12948
 Comment :
 Method : /chem3/nt2.i/20090618.b/SIMABN.m
 Meth Date : 19-Jun-2009 11:29 peter Quant Type: ISTD
 Cal Date : 11-MAY-2009 13:57 Cal File: ic051104.d
 Als bottle: 2 QC Sample: LCS
 Dil Factor: 1.00000
 Integrator: HP RTE Compound Sublist: wind.sub
 Target Version: 3.50
 Processing Host: cserv3

Concentration Formula: Amt * DF * Vt / (Ws * (100 - M) / 100) * CpndVariable

Name	Value	Description
DF	1.00000	Dilution Factor
Vt	1000.00000	Volume of final extract (uL)
Ws	16.00000	Weight of sample extracted (g)
M	0.00000	% Moisture

Cpnd Variable

Local Compound Variable

Compounds	QUANT SIG	RT	EXP RT	REL RT	RESPONSE	CONCENTRATIONS	
						ON-COLUMN (ug/mL)	FINAL (ug/kg)
\$ 1 2-Fluorophenol	112	5.223	5.206	(0.742)	202155	2.45474	153.4
\$ 2 Phenol-d5	99	6.669	6.669	(0.947)	277844	2.54794	159.2
3 Phenol	94	6.692	6.680	(0.951)	296096	2.03600	127.2
\$ 5 2-Chlorophenol-d4	132	6.773	6.761	(0.962)	237956	3.24711	202.9
7 1,3-Dichlorobenzene	146	6.987	6.986	(0.993)	161201	1.65511	103.4
* 8 1,4-Dichlorobenzene-d4	152	7.039	7.055	(1.000)	137842	2.00000	
9 1,4-Dichlorobenzene	146	7.073	7.072	(1.005)	161794	1.60198	100.1
\$ 10 1,2-Dichlorobenzene-d4	152	7.333	7.332	(1.042)	85035	1.62377	101.5
11 Benzyl alcohol	79	Compound Not Detected.					
12 1,2-Dichlorobenzene	146	7.350	7.349	(1.044)	158512	1.74290	108.9
13 2-Methylphenol	108	7.576	7.576	(1.076)	185207	2.10568	131.6(M)
15 4-Methylphenol	108	7.823	7.807	(1.111)	320826	3.56765	223.0(M)
16 N-Nitroso-di-n-propylamine	70	7.776	7.776	(1.105)	117471	1.39649	87.28
\$ 18 Nitrobenzene-d5	82	7.946	7.946	(0.880)	190977	1.63342	102.1

Compounds	QUANT SIG			CONCENTRATIONS			
	MASS	RT	EXP RT	REL RT	RESPONSE	ON-COLUMN (ug/mL)	FINAL (ug/kg)
22 2,4-Dimethylphenol	107	8.621	8.602	(0.955)	82734	0.78164	48.85
26 1,2,4-Trichlorobenzene	180	8.967	8.986	(0.994)	118046	1.76170	110.1
* 27 Naphthalene-d8	136	9.024	9.024	(1.000)	430709	2.00000	
30 Hexachlorobutadiene	225	9.389	9.389	(1.040)	64665	1.85365	115.9
\$ 36 2-Fluorobiphenyl	172	10.811	10.811	(0.914)	254523	1.67760	104.9
39 Dimethylphthalate	163	11.538	11.538	(0.975)	311793	1.96009	122.5
* 42 Acenaphthene-d10	162	11.832	11.832	(1.000)	212667	2.00000	
50 Diethylphthalate	149	12.686	12.686	(1.072)	403220	2.48711	155.4
54 N-Nitrosodiphenylamine	169	12.940	12.940	(0.913)	168213	1.66184	103.9
\$ 55 2,4,6-Tribromophenol	330	13.126	13.125	(0.926)	49151	3.08396	192.7
57 Hexachlorobenzene	284	13.714	13.713	(0.967)	75762	2.05468	128.4
58 Pentachlorophenol	266	14.022	14.021	(0.989)	35341	1.55846	97.40
* 59 Phenanthrene-d10	188	14.176	14.175	(1.000)	337155	2.00000	
\$ 66 Terphenyl-d14	244	16.813	16.813	(0.912)	210382	2.42095	151.3
67 Butylbenzylphthalate	149	17.704	17.704	(0.961)	271945	2.50257	156.4
* 69 Chrysene-d12	240	18.430	18.430	(1.000)	279360	2.00000	
* 77 Perylene-d12	264	20.569	20.569	(1.000)	243223	2.00000	
79 Dibenzo(a,h)anthracene	278	21.954	21.954	(1.067)	318170	2.81637	176.0
90 N-Nitrosodimethylamine	74	2.915	2.844	(0.414)	90550	1.39175	86.98

QC Flag Legend

M - Compound response manually integrated.

Analytical Resources, Inc.

INTERNAL STANDARD COMPOUNDS
 AREA AND RT SUMMARY

Instrument ID: nt2.i	Calibration Date: 18-JUN-2009
Lab File ID: 061802.d	Calibration Time: 11:22
Lab Smp Id: PB63LCSS1	Client Smp ID: PB63LCSS1
Analysis Type: SV	Level: LOW
Quant Type: ISTD	Sample Type: Solid
Operator: VTS	
Method File: /chem3/nt2.i/20090618.b/SIMABN.m	
Misc Info: 09-12948	

Test Mode: Use Initial Calibration Level 4.

COMPOUND	STANDARD	AREA LIMIT		SAMPLE	%DIFF
		LOWER	UPPER		
8 1,4-Dichlorobenze	119785	59892	239570	137842	15.07
27 Naphthalene-d8	372217	186108	744434	430709	15.71
42 Acenaphthene-d10	182713	91356	365426	212667	16.39
59 Phenanthrene-d10	286879	143440	573758	337155	17.53
69 Chrysene-d12	251912	125956	503824	279360	10.90
77 Perylene-d12	231524	115762	463048	243223	5.05

COMPOUND	STANDARD	RT LIMIT		SAMPLE	%DIFF
		LOWER	UPPER		
8 1,4-Dichlorobenze	7.06	6.56	7.56	7.04	-0.24
27 Naphthalene-d8	9.02	8.52	9.52	9.02	0.00
42 Acenaphthene-d10	11.83	11.33	12.33	11.83	0.00
59 Phenanthrene-d10	14.18	13.68	14.68	14.18	0.01
69 Chrysene-d12	18.43	17.93	18.93	18.43	0.00
77 Perylene-d12	20.57	20.07	21.07	20.57	0.00

AREA UPPER LIMIT = +100% of internal standard area.
 AREA LOWER LIMIT = - 50% of internal standard area.
 RT UPPER LIMIT = + 0.50 minutes of internal standard RT.
 RT LOWER LIMIT = - 0.50 minutes of internal standard RT.

Analytical Resources, Inc.

RECOVERY REPORT

Client Name: ESC
 Sample Matrix: SOLID
 Lab Smp Id: PB63LCSS1
 Level: LOW
 Data Type: MS DATA
 SpikeList File: wind.spk
 Sublist File: wind.sub
 Method File: /chem3/nt2.i/20090618.b/SIMABN.m
 Misc Info: 09-12948

Client SDG: PB63
 Fraction: SV
 Client Smp ID: PB63LCSS1
 Operator: VTS
 SampleType: LCS
 Quant Type: ISTD

SPIKE COMPOUND	CONC ADDED ug/kg	CONC RECOVERED ug/kg	% RECOVERED	LIMITS
3 Phenol	156.3	127.2	81.44	30-160
7 1,3-Dichlorobenzen	156.3	103.4	66.20	30-160
9 1,4-Dichlorobenzen	156.3	100.1	64.08	30-160
11 Benzyl alcohol	312.5	0.000	*	30-160
12 1,2-Dichlorobenzen	156.3	108.9	69.72	30-160
13 2-Methylphenol	156.3	131.6	84.23	30-160
15 4-Methylphenol	312.5	223.0	71.35	30-160
16 N-Nitroso-di-n-pro	156.3	87.28	55.86	30-160
22 2,4-Dimethylphenol	156.3	48.85	31.27	30-160
26 1,2,4-Trichloroben	156.3	110.1	70.47	30-160
30 Hexachlorobutadien	156.3	115.9	74.15	30-160
50 Diethylphthalate	156.3	155.4	99.48	30-160
54 N-Nitrosodiphenyla	156.3	103.9	66.47	30-160
57 Hexachlorobenzene	156.3	128.4	82.19	30-160
58 Pentachlorophenol	156.3	97.40	62.34	30-160
67 Butylbenzylphthala	156.3	156.4	100.10	30-160
79 Dibenzo(a,h) anthra	156.3	176.0	112.65	30-160
90 N-Nitrosodimethyla	156.3	86.98	55.67	30-160

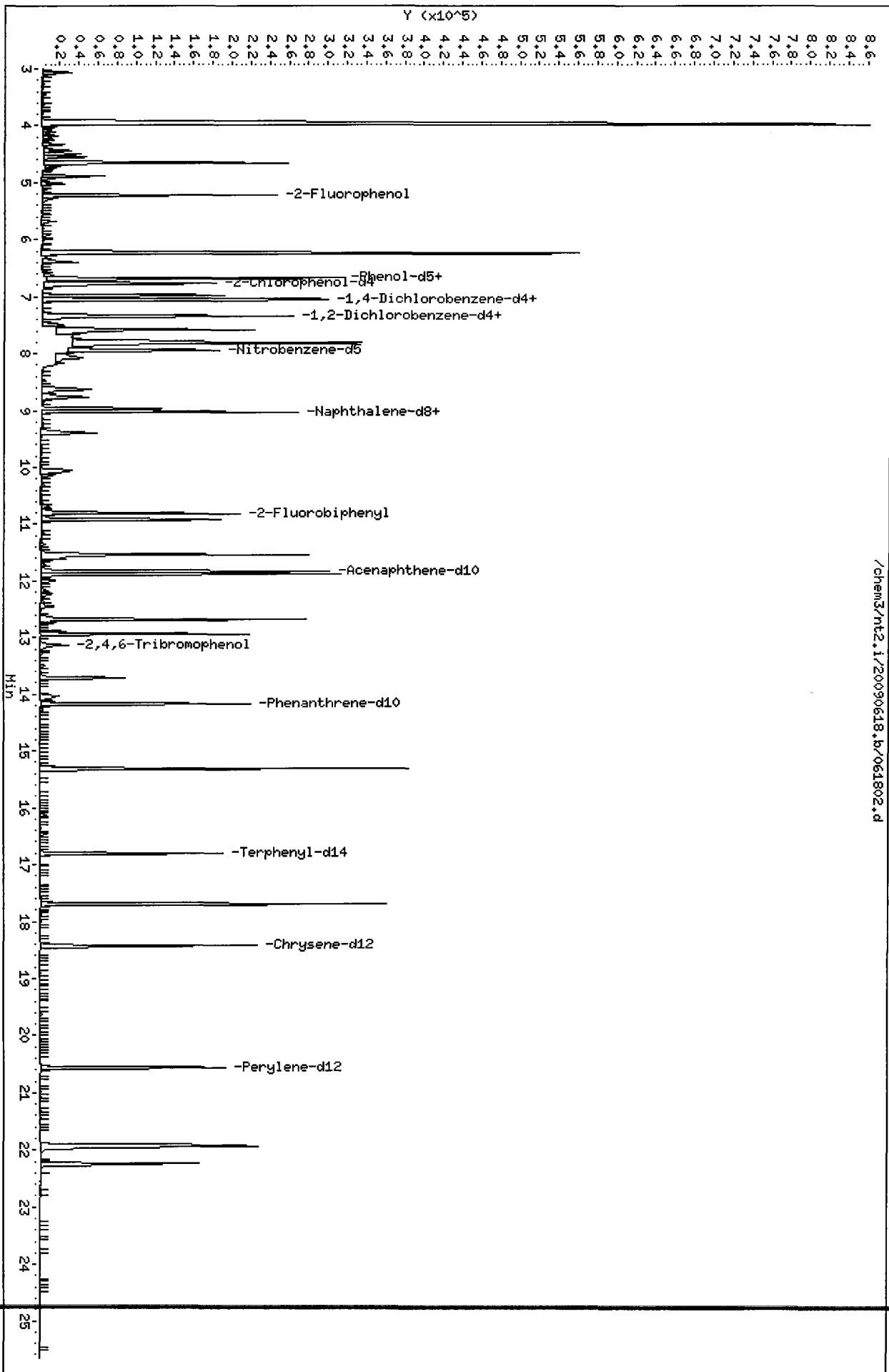
SURROGATE COMPOUND	CONC ADDED ug/kg	CONC RECOVERED ug/kg	% RECOVERED	LIMITS
\$ 1 2-Fluorophenol	234.4	153.4	65.46	30-160
\$ 2 Phenol-d5	234.4	159.2	67.94	30-160
\$ 5 2-Chlorophenol-d4	234.4	202.9	86.59	30-160
\$ 10 1,2-Dichlorobenzen	156.3	101.5	64.95	30-160
\$ 18 Nitrobenzene-d5	156.3	102.1	65.34	30-160
\$ 36 2-Fluorobiphenyl	156.3	104.9	67.10	30-160
\$ 55 2,4,6-Tribromophen	234.4	192.7	82.24	30-160
\$ 66 Terphenyl-d14	156.3	151.3	96.84	30-160

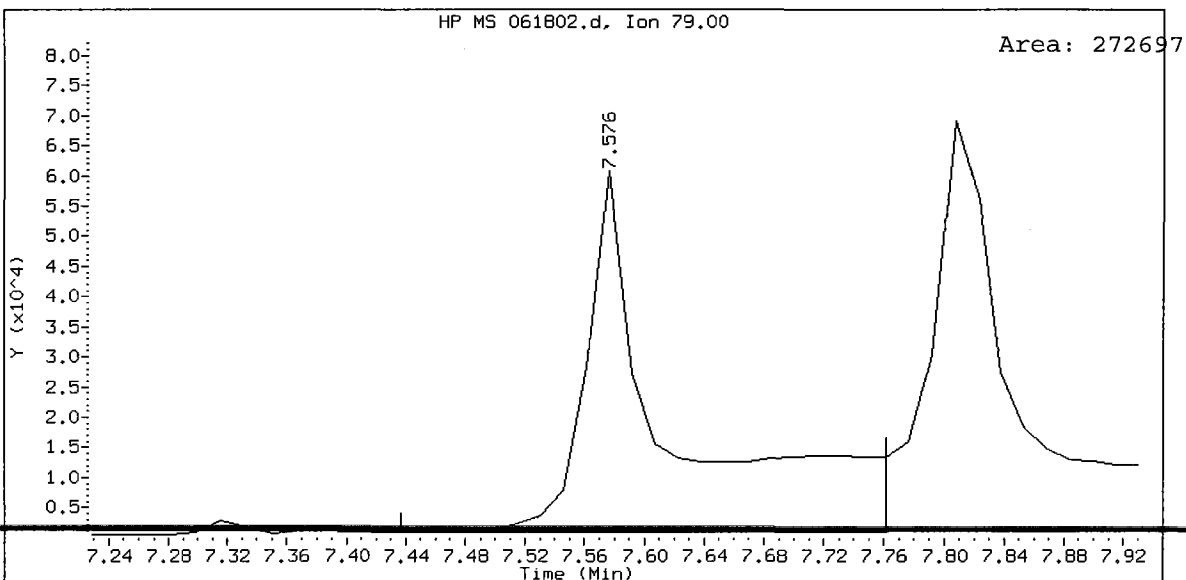
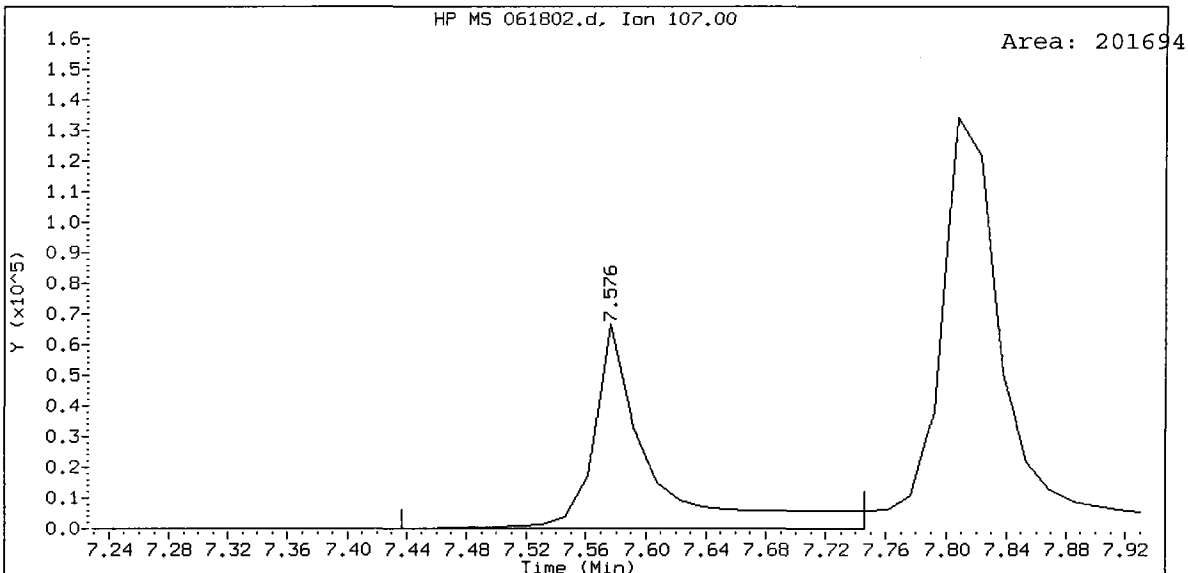
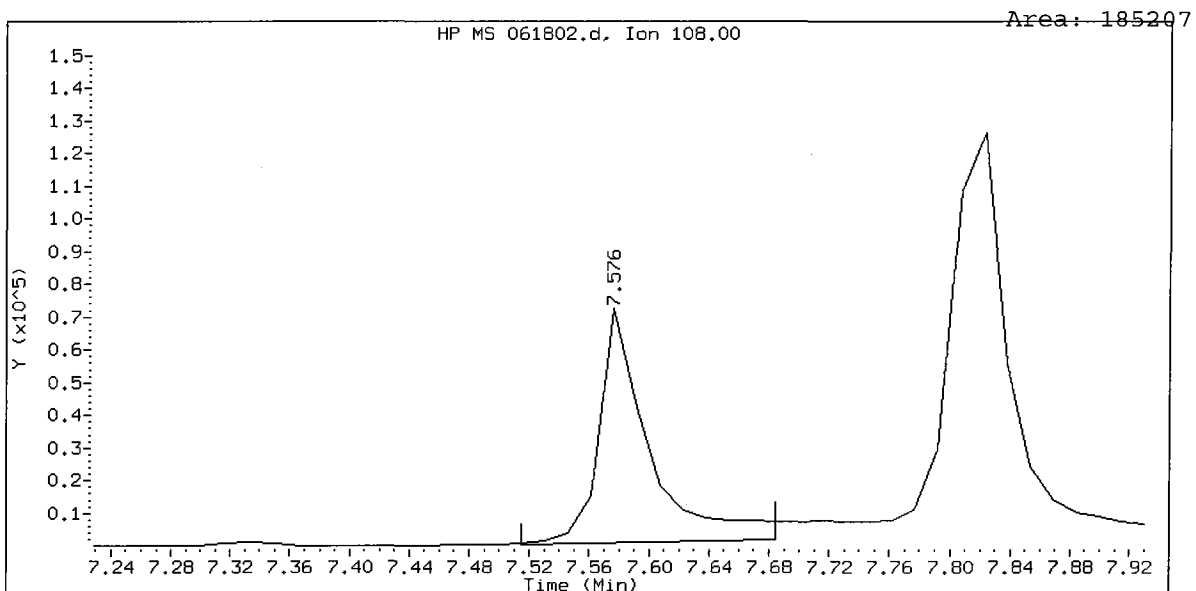
--	--	--	--	--

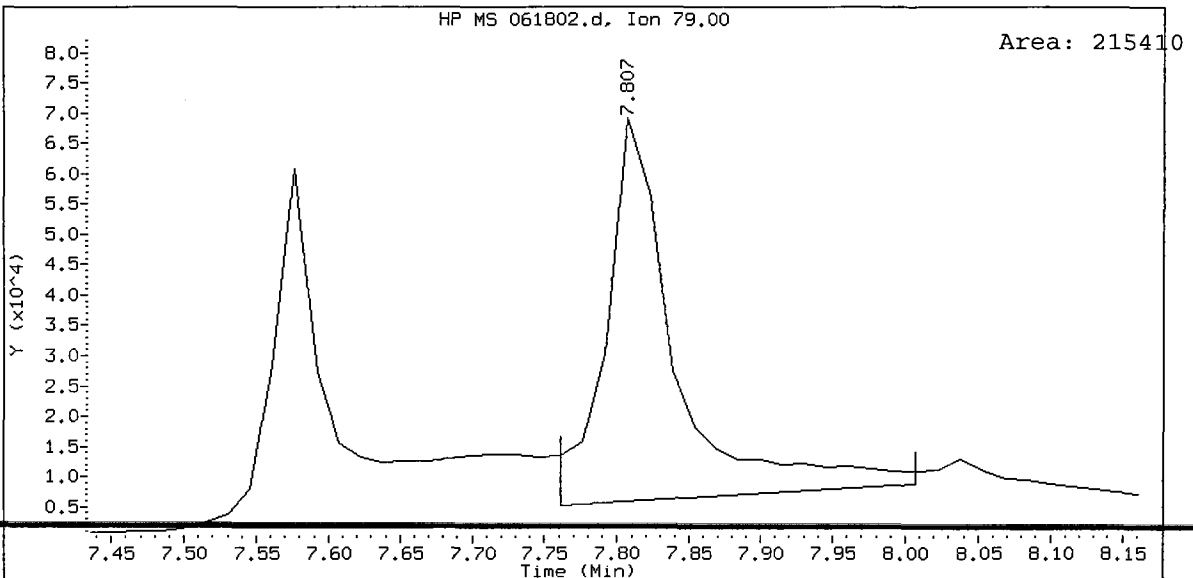
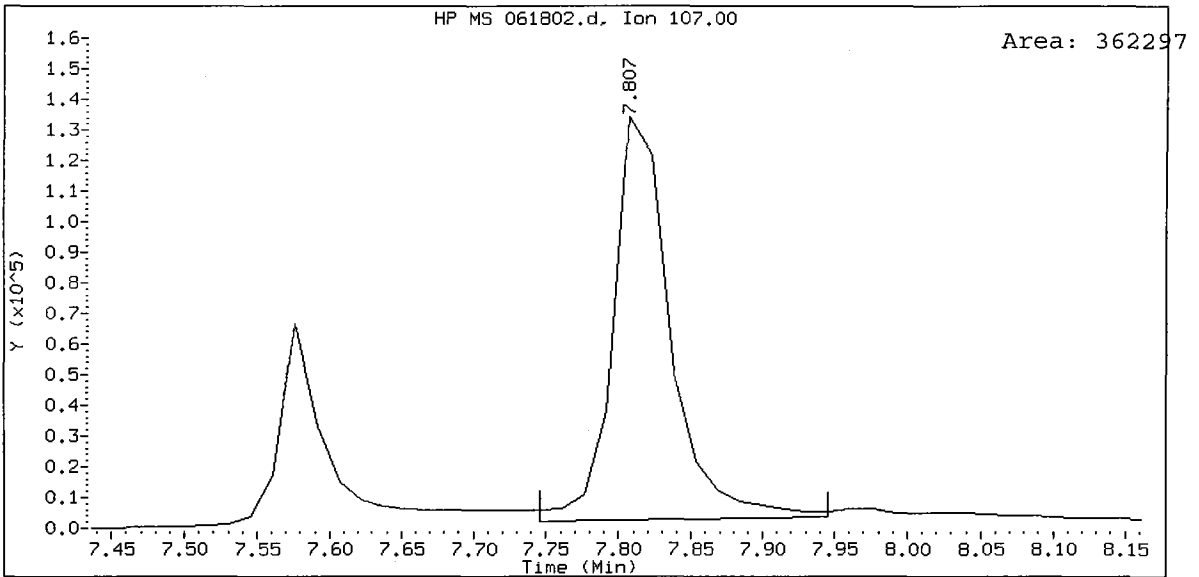
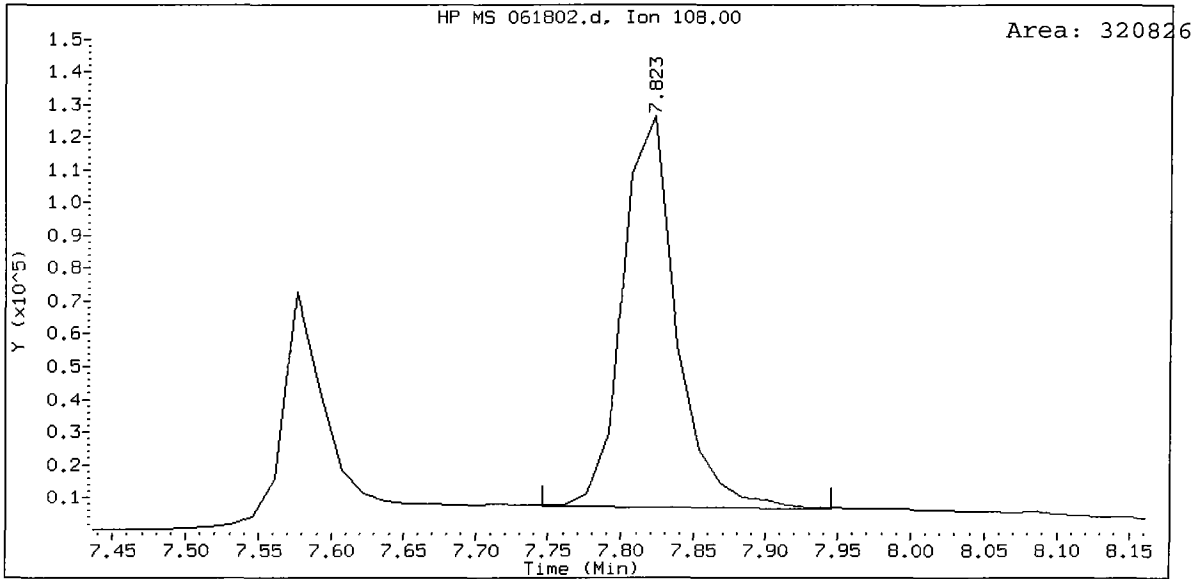
Data File: /chem3/nt2.i/20090618.b/061802.d
Date: 18-JUN-2009 12:39
Client ID: PB63LCSS1
Sample Info: PB63LCSS1
Volume Injected (uL): 2.0
Column phase: ZB-5

Instrument: nt2.i
Operator: VTS
Column diameter: 0.32

/chem3/nt2.i/20090618.b/061802.d







SIM Semivolatile Analysis
Extraction Bench Sheets/Run Logs

prepared
for

ENVIROMENTAL SCIENCE CORP.

Project: JELD-WEN NORD DOOR, 008.0228.00017

ARI JOB NO: PB63

prepared
by

Analytical Resources, Inc.



Preparation Test BAN # 7
ARI Job No(s) PB63

SIM BAN
Batch set up by: [Signature]

Bottle #	Extraction Requirements	Verify Client ID	Volume Extracted	KD	Turbo Vap 1(2)3	GPC Prep Filter (1:1)	(REQ) GPC (1:1) 1 or 2 Y/N	Post GPC KD	Turbo Vap 1(2)3	Final Effective Volume	Volume to Lab	Comments
	MBS <u>PB63</u>	Date <u>6/14/09</u>	16g							1mL	1mL	(Use 5g Pre-Deactivated Sodium Sulfate for Blanks)
	SBS ↓	↓	↓									↓
	SBS Dup.											↓
5	PB63 A	verified	27.2g									
5	B		42.1g									
4	C		33.8g									
5	D		26.3g			GOX						
4	E		25.3g									
5	F		25.1g									
5	G		19.4g									
↓	Gms		19.3g									
↓	GmsD		19.2g									
5	H		31.6g									
4	I		27.3g									

Analyst/Date: AC 6-10-09 (weight) 6/12/09 6/13/09 → 6/15/09 6/15/09 6/15/09 6/15/09

Standard	Standard ID	Volume	Expiration Date	Analyst	Witness
Diluted Surrogate	C 2	100µL	3/13/10	AC	ww
Diluted Full List Spike	24	250µL	2/28/10	AC	ww
Diluted Base Spike	23	250µL	3/20/10	AC	ww
Diluted Acid Spike	14	250µL	4/10/10	AC	ww

Extraction Time: 19:20

SPECIAL INSTRUCTIONS: 1. Weigh soil/sed into 600mL or 400mL beakers. 2. Use 5g Pre-Deactivated Sodium Sulfate for Blanks. 3. Add surr/spike. 4. Add 1:1 DCM/Acetone. 5. Dry using neutral sodium sulfate-25g Max at first-A small amt of Additional sulfate may be needed after 10 min. or before 2nd sonication? 6. Sonicate 2X with 1:1 DCM/Acetone + 1X DCM only. 7. Collect into 500mL flask + Lg funnel with a small amount pre-deactivated glasswool only (NO SODIUM SULFATE). 8. KD (Small Drying Column with pre-deactivated glasswool plug+neutral Sodium Sulfate) at 85-90°. (Blanks=only 5g Sodium Sulfate. 9. TurboVap. 10. GPC Required (1:1) 11. KD (after GPC=No drying column) at 80°. 12. TurboVap. 13. Vial in DCM. A. Need Total Solids Y/N (N) B. Archive/Freeze Y/N (N)



ARI Job No.: PB63

Client ID: Environmental Science Corp.

Parameter: PSDDA SIM SUOA

Client Project: _____

SOP Number(s): 3745

No Anomalies:

List problems, concerns, corrective actions and any other pertinent information

A = moist

F = very wet

B = very wet

g = moist

C =

h = very wet, shells with some organics present

D = ✓, some large rocks, shells? i = wet, some organics present

E = very wet

Analyst Initials: _____

Date: _____

Analytical Resources Inc.: Organics Instrument Log

NT-2 Serial No.: 82321977

Date: 5/14/09 Analysis: SIM ABN Analyst: jk
 GC Program: SIMWIND Column No: 154325 Column Type: 255 usi
 Instrument Tune (.U or .CT.): 910313.U EM Voltage: 2400
 Calibration File: df0511 Curve Date: 5/14/09

IS/SS	Ical/Ccal	LCS/ICV
<u>1584-1</u>	<u>1550-1,2</u> <u>(1551, 1552, 1553)-1</u>	

INTERNAL STANDARD SUMMARY FOR DATABATCH - /chem3/nt2.i/20090511.b/tune.b

Time	Filename	LabID	ClientId	DF
1	1113 fa0511.d	ABN 25		1 NO ISTDs FOUND
2	1217 ic051101.d	ABN 2.5		1 7.88 119785 9.88 372217 12.72 182713 15.09 286879 19.41 251912 21.58 231524
3	1250 ic051102.d	ABN 10		1 7.89 163823 9.90 475727 12.72 232658 15.11 392733 19.43 346324 21.58 314498
4	1323 ic051103.d	ABN 0.1		1 7.89 129315 9.88 365716 12.72 175890 15.09 301577 19.41 269577 21.57 249669
5	1357 ic051104.d	ABN 5		1 7.89 141854 9.88 426510 12.72 209873 15.11 336119 19.41 301395 21.58 274183
6	1432 ic051105.d	ABN 0.5		1 7.88 133094 9.88 388129 12.72 197507 15.09 320964 19.41 281495 21.57 255895
7	1506 ic051106.d	ABN 1		1 7.88 141330 9.88 409195 12.72 210100 15.09 330345 19.41 285999 21.57 270022
8	1540 ic051107.d	ICV		1 7.88 137062 9.88 379995 12.72 206756 15.09 313632 19.41 294587 21.57 271892
9	1639 051101.d	OW95MBS1	OW95MBS1	1 7.87 125969 9.88 395227 12.72 194966 15.09 303242 19.41 260191 21.57 171087
10	1713 051102.d	OW95LCSS1	OW95LCSS1	1 7.87 124262 9.88 382642 12.72 191566 15.09 298149 19.41 257000 21.57 187290
11	1747 051103.d	OW95SRM1	SQ-1	1 7.89 121581 9.88 379628 12.72 185402 15.11 302538 19.41 214426 21.58 176133
12	1821 051104.d	OW95A	LDW-ISWM-A5-01 3	1 7.89 114479 9.90 342236 12.73 203830 15.14 390990 19.49 199028 21.65 68515
13	1855 051105.d	OW95H	LDW-ISWM-A3-02 5	1 7.89 127419 9.88 346120 12.72 180761 15.11 286094 19.46 224707 21.63 79715

jk
5/13/09

Maintenance / Comments

New liner, clip col.

Maintenance Verification (Identify ICal or CCal that demonstrates the instrument is in control): IC051101

Every line must contain information or be lined out. Make all entries legible. Start a new page for each QC period.



GC/MS SVOA Analyst Notes / Corrective Action Log

ARI Project ID: _____ Client ID: _____

ARI SOP: 801S(SIM-PNA) 802S(BTS-HX) 803S(BTS-PW) 804S(8270D)

Parameter(s): NT2 SIM ABN CURUR 5/11/09

Instrument: NT-1 NT-2 NT-4 NT-6 NT-8

Curve Date: _____ Analysis Start Date: _____

DFTPP Tune Meets Criteria?	<u>YES</u> / NO	Internal Standard Meets Criteria?	<u>YES</u> / NO
DDT Breakdown <20%?	<u>YES</u> / NO / NA	Method Blank In Control?	YES / NO
Peak Tailing Factor In Control?	<u>YES</u> / NO / NA	LCS / LCSD Recovery In Control?	YES / NO
ICal Meets RF & %RSD Criteria?	<u>YES</u> / NO	Surrogate Recovery In Control?	YES / NO
CCal Meets RF & %RSD Criteria?	YES / NO	Special Analysis Criteria Met?	YES / NO / NA

Detail problems, corrective actions and/or other pertinent information below (use reverse side when necessary):

All samples < 20% (RSD)

Additional Details on Reverse: Yes / No

Analyst Signature: *Phyllis* Date: 5/12/09

Reviewer's Signature: *AB* Date: 6/22/09

Analytical Resources Inc.: Organics Instrument Log

NT-2 Serial No.: 82321977

Date: 6/18/09 Analysis: SIM ABN Analyst: JK
 GC Program: SIMWIND Column No.: 154335 Column Type: 250 µsi
 Instrument Tune (.U or .CT.): 090313.U EM Voltage: 2647
 Calibration File: fs0618 Curve Date: 5/11/09

IS/SS	Ical/Ccal	LCS/ICV
<u>1584-1</u>	<u>1550-1,2</u> <u>(1551, 1552, 1553) - 1</u>	

INTERNAL STANDARD SUMMARY FOR DATABATCH - /chem3/nt2.i/20090618.b

Time	Filename	LabID	ClientID	DF
1	1038 fs0618.d	ABN 25		1 7.06 1104744 9.05 3929269 11.86 2128915 14.20 3473175 18.47 3375327 20.60 2728265
2	1122 cc0618.d	ABN 2.5		1 7.06 131933 9.02 420445 11.83 197011 14.18 333538 18.43 274229 20.57 249843
3	1205 061801.d	PB63MBS1	PB63MBS1	1 7.04 145201 9.02 448645 11.83 218189 14.18 336854 18.43 277000 20.57 217772
4	1239 061802.d	PB63LCSS1	PB63LCSS1	1 7.04 137842 9.02 430709 11.83 212667 14.18 337155 18.43 279360 20.57 243223
5	1456 061803.d	PB63A	3SED8-A	1 7.06 129072 9.02 398360 11.85 192584 14.21 365662 18.51 316859 20.63 166650
6	1530 061804.d	PB63B	3SED8-B	1 7.05 134268 9.02 412620 11.85 215103 14.19 402772 18.46 259969 20.60 166962
7	1604 061805.d	PB63C	3SED8-C	1 7.05 128549 9.02 403478 11.85 210910 14.19 362108 18.46 246836 20.60 157569
8	1636 061806.d	PB63D	3SED5-A	1 7.05 124909 9.02 389284 11.85 199359 14.19 292360 18.49 148598 20.66 69996
9	1712 061807.d	PB63E	3SED5-B	1 7.05 131244 9.02 392717 11.85 215060 14.19 386197 18.46 179213 20.60 60628
10	1746 061808.d	PB63F	3SED5-C	1 7.05 130725 9.02 394185 11.85 216083 14.19 382562 18.46 175835 20.60 60665
11	1313 061809.d	PB63G	3SED10-A	1 7.06 134201 9.02 404224 11.83 198788 14.18 310880 18.43 214348 20.57 176608
12	1347 061810.d	PB63GMS	3SED10-A MS	1 7.05 133466 9.02 408781 11.83 190169 14.17 330514 18.44 221887 20.57 185753
13	1421 061811.d	PB63GMSD	3SED10-A MSD	1 7.06 127631 9.02 384585 11.83 185243 14.18 303966 18.45 210234 20.58 171364
14	1821 061812.d	PB63H	3SED10-B	1 7.06 131414 9.02 395156 11.85 216609 14.19 423800 18.48 183030 20.60 59656
15	1855 061813.d	PB63I	3SED10-C	1 7.05 128850 9.02 391447 11.85 215196 14.19 409292 18.48 183511 20.60 58740

JK
6/19/09

Maintenance Comments

New tuner, clip col

Maintenance Verification (Identify ICal or CCal that demonstrates the instrument is in control): cc0618

Every line must contain information or be lined out. Make all entries legible. Start a new page for each QC period.

Analytical Resources Inc.: Organics Instrument Log

NT-2 Serial No.: 82321977

Date: 6/12/09 Analysis: SUN ABN Analyst: ML
 GC Program: SUNWIND Column No: 154335 Column Type: ZKS WSI
 Instrument Tune (.U or .CT.): 090313.V EM Voltage: 2647
 Calibration File: fs0619 Curve Date: 5/11/09

IS/SS	Ical/Ccal	LCS/ICV
1584-1	1550-1,2 (1551, 1552, 1553)-1	

INTERNAL STANDARD SUMMARY FOR DATABATCH - /chem3/nt2.i/20090619.b

Time	Filename	LabID	ClientId	DF												
1	1057 fs0619.d	ABN 25		1	6.83	1041964	8.82	3768758	11.63	1965686	13.96	3306739	18.21	3048417	20.33	2438691
2	1136 cc0619.d	ABN 2.5		1	6.82	123336	8.80	375970	11.61	185674	13.93	306669	18.18	248648	20.31	221238
3	1253 061901.d	PB63D	3SED5-A	3	6.82	124968	8.80	358690	11.61	176996	13.93	286714	18.20	222868	20.37	138124
4	1326 061902.d	PB63E	3SED5-B	3	6.84	130333	8.80	388236	11.61	188702	13.94	319832	18.18	214072	20.31	155527
5	1401 061903.d	PB63F	3SED5-C	3	6.84	125552	8.80	375496	11.61	184890	13.93	310262	18.18	214684	20.31	152613
6	1435 061904.d	PB63H	3SED10-B	3	6.83	125960	8.81	367533	11.61	181517	13.93	324530	18.18	223613	20.31	159373
7	1508 061905.d	PB63I	3SED10-C	3	6.84	122218	8.81	355987	11.61	175685	13.94	318448	18.18	216171	20.31	154448

ML
6/22/09

Maintenance / Comments

New liner, clip col.

Maintenance Verification (Identify ICal or CCal that demonstrates the instrument is in control): CC0619
 Every line must contain information or be lined out. Make all entries legible. Start a new page for each QC period.



GC/MS SVOA Analyst Notes / Corrective Action Log

ARI Project ID: PS63 Client ID: BSC

ARI SOP: 801S(SIM-PNA) 802S(BTS-HX) 803S(BTS-PW) 804S(8270D)

Parameter(s): SUM ASN

Instrument: NT-1 NT-2 NT-4 NT-6 NT-8

Curve Date: 5/16/09 Analysis Start Date: 6/18/09

DFTPP Tune Meets Criteria?	<u>YES</u> / NO	Internal Standard Meets Criteria?	YES / <u>NO</u>
DDT Breakdown <20%?	<u>YES</u> / NO / NA	Method Blank In Control?	<u>YES</u> / NO
Peak Tailing Factor In Control?	<u>YES</u> / NO / NA	LCS / LCSD Recovery In Control?	YES / <u>NO</u>
ICal Meets RF & %RSD Criteria?	<u>YES</u> / NO	Surrogate Recovery In Control?	<u>YES</u> / NO
CCal Meets RF & %RSD Criteria?	<u>YES</u> / NO	Special Analysis Criteria Met?	YES / NO / NA

Detail problems, corrective actions and/or other pertinent information below (use reverse side when necessary):

- Could not integrate benzyl Ac. bump under methyl phenols in LCS. MS/MSD good.
- Many samples had d12-perylene IS out @ 1x. reran @ 3x - OK.

Additional Details on Reverse: Yes / No

Analyst Signature: [Signature] Date: 6/22/09

Reviewer's Signature: [Signature] Date: 6/22/09

PCB Analysis
QC Summary Data

prepared
for

ENVIROMENTAL SCIENCE CORP.

Project: JELD-WEN NORD DOOR, 008.0228.00017

ARI JOB NO: PB63

prepared
by

Analytical Resources, Inc.

SW8082/PCB SOIL/SEDIMENT SURROGATE RECOVERY SUMMARY

Matrix: Sediment

QC Report No: PB63-ENVIROMENTAL SCIENCE CORP.
Project: JELD-WEN NORD DOOR
008.0228.00017

<u>Client ID</u>	<u>DCBP % REC</u>	<u>DCBP LCL-UCL</u>	<u>TCMX % REC</u>	<u>TCMX LCL-UCL</u>	<u>TOT OUT</u>
3SED8-A	NR	34-141	64.5%	38-102	0
3SED8-B	75.0%	34-141	50.2%	38-102	0
3SED8-C	90.0%	34-141	54.2%	38-102	0
MB-061209	64.8%	40-109	44.0%	35-100	0
LCS-061209	75.5%	40-109	51.2%	35-100	0
3SED5-A	89.2%	34-141	51.8%	38-102	0
3SED5-A MS	107%	34-141	58.4%	38-102	0
3SED5-A MSD	112%	34-141	61.0%	38-102	0
3SED5-B	82.5%	34-141	52.2%	38-102	0
3SED5-C	92.8%	34-141	57.2%	38-102	0
3SED10-A	87.8%	34-141	55.5%	38-102	0
3SED10-B	86.0%	34-141	55.5%	38-102	0
3SED10-C	110%	34-141	64.5%	38-102	0

Low Level PSDDA Control Limits
Prep Method: SW3550B
Log Number Range: 09-12942 to 09-12950

ORGANICS ANALYSIS DATA SHEET

PSDDA PCB by GC/ECD

Page 1 of 1

Sample ID: 3SED5-A

MS/MSD

Lab Sample ID: PB63D

LIMS ID: 09-12945

Matrix: Sediment

Data Release Authorized: *B*

Reported: 06/22/09

QC Report No: PB63-ENVIRONMENTAL SCIENCE CORP.

Project: JELD-WEN NORD DOOR

008.0228.00017

Date Sampled: 06/05/09

Date Received: 06/05/09

Date Extracted MS/MSD: 06/12/09

Sample Amount MS: 25.8 g-dry-wt

MSD: 25.8 g-dry-wt

Date Analyzed MS: 06/19/09 03:04

Final Extract Volume MS: 1.0 mL

MSD: 06/19/09 03:21

MSD: 1.0 mL

Instrument/Analyst MS: ECD5/PKC

Dilution Factor MS: 5.00

MSD: ECD5/PKC

MSD: 5.00

GPC Cleanup: No

Silica Gel: Yes

Sulfur Cleanup: Yes

Percent Moisture: 17.0%

Acid Cleanup: Yes

Florisil Cleanup: No

Analyte	Sample	MS	Spike Added-MS	MS Recovery	MSD	Spike Added-MSD	MSD Recovery	RPD
Aroclor 1016	< 3.9 U	12.0	19.4	61.9%	12.2	19.4	62.9%	1.7%
Aroclor 1260	4.1	17.1	19.4	67.0%	17.6	19.4	69.6%	2.9%

Results reported in $\mu\text{g}/\text{kg}$ (ppb)

RPD calculated using sample concentrations per SW846.

ORGANICS ANALYSIS DATA SHEET

PSDDA PCB by GC/ECD

Page 1 of 1

Sample ID: LCS-061209

LAB CONTROL

Lab Sample ID: LCS-061209

LIMS ID: 09-12945

Matrix: Sediment

Data Release Authorized: *AB*

Reported: 06/22/09

QC Report No: PB63-ENVIRONMENTAL SCIENCE CORP.

Project: JELD-WEN NORD DOOR

008.0228.00017

Date Sampled: NA

Date Received: NA

Date Extracted: 06/12/09

Date Analyzed: 06/19/09 01:38

Instrument/Analyst: ECD5/PKC

GPC Cleanup: No

Sulfur Cleanup: Yes

Acid Cleanup: Yes

Florisil Cleanup: No

Sample Amount: 25.0 g-dry-wt

Final Extract Volume: 1.0 mL

Dilution Factor: 1.00

Silica Gel: Yes

Percent Moisture: NA

Analyte	Lab Control	Spike Added	Recovery
Aroclor 1016	12.1	20.0	60.5%
Aroclor 1260	16.4	20.0	82.0%

PCB Surrogate Recovery

Decachlorobiphenyl	75.5%
Tetrachlorometaxylene	51.2%

Results reported in $\mu\text{g}/\text{kg}$ (ppb)

4
PCB METHOD BLANK SUMMARY

BLANK NO.

PB63MBS1

Lab Name: ANALYTICAL RESOURCES, INC

Client: ESC

ARI Job No.: PB63

Project: JELD-WEN NORD DOOR

Lab Sample ID: PB63MBS1

Lab File ID: 0617B146

Date Extracted: 06/12/09

Matrix: SOLID

Date Analyzed: 06/19/09

Instrument ID: ECD5

Time Analyzed: 0120

GC Columns: ZB5/ZB35

THIS METHOD BLANK APPLIES TO THE FOLLOWING SAMPLES, MS and MSD:

	CLIENT SAMPLE NO.	LAB SAMPLE ID	DATE ANALYZED
01	3SED8-A	PB63A	06/19/09
02	3SED8-B	PB63B	06/19/09
03	3SED8-C	PB63C	06/19/09
04	3SED5-A	PB63D	06/19/09
05	3SED5-A MS	PB63DMS	06/19/09
06	3SED5-A MSD	PB63DMSD	06/19/09
07	3SED5-B	PB63E	06/19/09
08	3SED5-C	PB63F	06/19/09
09	3SED10-A	PB63G	06/19/09
10	3SED10-B	PB63H	06/19/09
11	3SED10-C	PB63I	06/19/09

ALL RUNS ARE DUAL COLUMN

FORM 8
PCB INTERNAL STANDARD AREA AND RT SUMMARY

Lab Name: ANALYTICAL RESOURCES, INC

Client: ESC

ARI Job No.: PB63

Project: JELD-WEN NORD DOOR

GC Column: ZB5

ID: 0.53 (mm)

Instrument ID: ECD5

Init. Calib. Date: 06/18/09

THE ANALYTICAL SEQUENCE OF PERFORMANCE EVALUATION MIXTURES, BLANKS,
SAMPLES, AND STANDARDS IS GIVEN BELOW:

				IS1 AREA	RT	IS2 AREA	RT
=====				=====	=====	=====	=====
ICAL MIDPT				29940727	1.513	11475718	11.162
UPPER LIMIT				59881454	1.613	22951436	11.262
LOWER LIMIT				14970364	1.413	5737859	11.062
=====				=====	=====	=====	=====
CLIENT SAMPLE NO.	LAB SAMPLE ID	DATE ANALYZED	TIME	IS1 AREA	RT	IS2 AREA	RT
=====							
01	IB	06/18/09	1642	30353085	1.524	11348250	11.162
02	AR1232 250	06/18/09	1700	29940727	1.513	11475718	11.162
03	AR1232 20	06/18/09	1717	30029260	1.517	11564782	11.162
04	AR1232 1000	06/18/09	1734	30456593	1.539	11580655	11.162
05	AR1232 100	06/18/09	1751	30368885	1.525	11811005	11.162
06	AR1232 500	06/18/09	1808	30707611	1.528	12026451	11.162
07	0.25 PPM AR1	06/18/09	1826	30797009	1.521	12091267	11.162
08	0.02 PPM AR1	06/18/09	1843	30289434	1.537	11967393	11.162
09	1 PPM AR1660	06/18/09	1900	31189539	1.520	12625989	11.162
10	0.1 PPM AR16	06/18/09	1918	30023155	1.522	11821688	11.162
11	0.5 PPM AR16	06/18/09	1935	31239323	1.530	12303836	11.160
12	ZZZZZ	06/18/09	1952	30611969	1.527	12581787	11.161
13	AR1242	06/18/09	2010	31547490	1.526	12664418	11.161
14	AR1248	06/18/09	2027	31385486	1.528	12648939	11.161
15	AR1254	06/18/09	2044	30980559	1.517	12451687	11.161
16	AR2162	06/18/09	2102	30251036	1.530	12315314	11.160
17	AR3268	06/18/09	2119	31543183	1.517	12926516	11.160
18	AR1660	06/19/09	0046	31035729	1.529	12452515	11.161
19	AR1254	06/19/09	0103	31549092	1.530	12501423	11.161
20	PB63MBS1	06/19/09	0120	33371410	1.534	13194780	11.161
21	ZZZZZ	06/19/09	0138	34183626	1.537	13905650	11.161
22	3SED8-A	06/19/09	0155	29845397	1.530	12563414	11.209
23	3SED8-B	06/19/09	0212	32159234	1.537	11878535	11.162
24	3SED8-C	06/19/09	0229	32579582	1.535	11303678	11.162
25	3SED5-A	06/19/09	0246	29959258	1.526	10565129	11.165
26	3SED5-A MS	06/19/09	0304	28227703	1.526	9648794	11.165
27	3SED5-A MSD	06/19/09	0321	28639203	1.532	9509324	11.165
28	3SED5-B	06/19/09	0338	30503861	1.523	10129100	11.165
29	3SED5-C	06/19/09	0355	30182912	1.526	9813470	11.163
30	3SED10-A	06/19/09	0412	33035279	1.539	10573197	11.163
31	3SED10-B	06/19/09	0430	31903356	1.530	10376694	11.167
32	3SED10-C	06/19/09	0447	29497489	1.534	9499653	11.165

IS1 = 1-Bromo-2-Nitrobenzene RT Window = RT +/- 0.1 min
IS2 = Hexabromobiphenyl

* Indicates value outside QC Limits

FORM 8
PCB INTERNAL STANDARD AREA AND RT SUMMARY

Lab Name: ANALYTICAL RESOURCES, INC Client: ESC
 ARI Job No.: PB63 Project: JELD-WEN NORD DOOR
 GC Column: ZB5 ID: 0.53 (mm) Instrument ID: ECD5
 Init. Calib. Date: 06/18/09

THE ANALYTICAL SEQUENCE OF PERFORMANCE EVALUATION MIXTURES, BLANKS,
 SAMPLES, AND STANDARDS IS GIVEN BELOW:

				IS1 AREA	RT	IS2 AREA	RT	
=====				=====	=====	=====	=====	
				ICAL MIDPT	29940727	1.513	11475718	11.162
				UPPER LIMIT	59881454	1.613	22951436	11.262
				LOWER LIMIT	14970364	1.413	5737859	11.062
CLIENT SAMPLE NO.	LAB SAMPLE ID	DATE ANALYZED	TIME	IS1 AREA	RT	IS2 AREA	RT	
=====	=====	=====	=====	=====	=====	=====	=====	
33	AR1248	06/19/09	0504	31557291	1.528	11170074	11.161	
34	AR1660	06/19/09	0521	31019313	1.539	9470196	11.162	

IS1 = 1-Bromo-2-Nitrobenzene RT Window = RT +/- 0.1 min
 IS2 = Hexabromobiphenyl

* Indicates value outside QC Limits

FORM 8
PCB INTERNAL STANDARD AREA AND RT SUMMARY

Lab Name: ANALYTICAL RESOURCES, INC

Client: ESC

ARI Job No.: PB63

Project: JELD-WEN NORD DOOR

GC Column: ZB35 ID: 0.53 (mm)

Instrument ID: ECD5

Init. Calib. Date: 06/18/09

THE ANALYTICAL SEQUENCE OF PERFORMANCE EVALUATION MIXTURES, BLANKS,
SAMPLES, AND STANDARDS IS GIVEN BELOW:

					IS1 AREA	RT	IS2 AREA	RT
=====					=====	=====	=====	=====
ICAL MIDPT					29694923	2.782	10677479	12.124
UPPER LIMIT					59389846	2.882	21354958	12.224
LOWER LIMIT					14847462	2.682	5338740	12.024
=====					=====	=====	=====	=====
CLIENT SAMPLE NO.	LAB SAMPLE ID	DATE ANALYZED	TIME	IS1 AREA	RT	IS2 AREA	RT	
=====	=====	=====	=====	=====	=====	=====	=====	
01	IB	06/18/09	1642	30437848	2.785	10687181	12.124	
02	AR1232 250	06/18/09	1700	29694923	2.782	10677479	12.124	
03	AR1232 20	06/18/09	1717	30653654	2.779	10755261	12.123	
04	AR1232 1000	06/18/09	1734	30109797	2.792	10797197	12.123	
05	AR1232 100	06/18/09	1751	30665576	2.785	10894287	12.124	
06	AR1232 500	06/18/09	1808	30755893	2.787	11020221	12.124	
07	0.25 PPM AR1	06/18/09	1826	31223103	2.782	11173293	12.124	
08	0.02 PPM AR1	06/18/09	1843	30944283	2.793	10897856	12.123	
09	1 PPM AR1660	06/18/09	1900	32824690	2.782	11659261	12.124	
10	0.1 PPM AR16	06/18/09	1918	31232934	2.783	11010078	12.122	
11	0.5 PPM AR16	06/18/09	1935	31794094	2.789	11334893	12.123	
12	ZZZZZ	ZZZZZ	06/18/09	31935319	2.785	11509748	12.122	
13	AR1242	06/18/09	2010	32576856	2.787	11665821	12.123	
14	AR1248	06/18/09	2027	32445350	2.785	11647195	12.121	
15	AR1254	06/18/09	2044	31896487	2.781	11427067	12.122	
16	AR2162	06/18/09	2102	31356721	2.788	11365031	12.123	
17	AR3268	06/18/09	2119	32040883	2.779	11812369	12.122	
18	AR1660	06/19/09	0046	31883872	2.788	11310096	12.122	
19	AR1254	06/19/09	0103	32051111	2.785	11341836	12.123	
20	PB63MBS1	PB63MBS1	06/19/09	34097121	2.793	12011338	12.121	
21	ZZZZZ	ZZZZZ	06/19/09	35603965	2.796	12813886	12.123	
22	3SED8-A	PB63A	06/19/09	28737258	2.789	11414065	12.126	
23	3SED8-B	PB63B	06/19/09	32321002	2.792	15188760	12.123	
24	3SED8-C	PB63C	06/19/09	32367887	2.794	12089148	12.123	
25	3SED5-A	PB63D	06/19/09	29506516	2.789	10760984	12.125	
26	3SED5-A MS	PB63DMS	06/19/09	27995504	2.784	9238760	12.126	
27	3SED5-A MSD	PB63DMSD	06/19/09	28429940	2.788	9153162	12.126	
28	3SED5-B	PB63E	06/19/09	31725303	2.788	10220452	12.125	
29	3SED5-C	PB63F	06/19/09	30983396	2.789	9926522	12.124	
30	3SED10-A	PB63G	06/19/09	32564649	2.792	11017530	12.125	
31	3SED10-B	PB63H	06/19/09	31476966	2.787	10569277	12.126	
32	3SED10-C	PB63I	06/19/09	30108806	2.790	10428665	12.125	

IS1 = 1-Bromo-2-Nitrobenzene

RT Window = RT +/- 0.1 min

IS2 = Hexabromobiphenyl

* Indicates value outside QC Limits

FORM 8
PCB INTERNAL STANDARD AREA AND RT SUMMARY

Lab Name: ANALYTICAL RESOURCES, INC Client: ESC
 ARI Job No.: PB63 Project: JELD-WEN NORD DOOR
 GC Column: ZB35 ID: 0.53 (mm) Instrument ID: ECD5
 Init. Calib. Date: 06/18/09

THE ANALYTICAL SEQUENCE OF PERFORMANCE EVALUATION MIXTURES, BLANKS,
 SAMPLES, AND STANDARDS IS GIVEN BELOW:

				IS1 AREA	RT	IS2 AREA	RT
=====				=====	=====	=====	=====
ICAL MIDPT				29694923	2.782	10677479	12.124
UPPER LIMIT				59389846	2.882	21354958	12.224
LOWER LIMIT				14847462	2.682	5338740	12.024
=====				=====	=====	=====	=====
CLIENT SAMPLE NO.	LAB SAMPLE ID	DATE ANALYZED	TIME	IS1 AREA	RT	IS2 AREA	RT
=====	=====	=====	=====	=====	=====	=====	=====
33	AR1248	06/19/09	0504	31996579	2.787	13031785	12.122
34	AR1660	06/19/09	0521	31878724	2.794	9409361	12.122

IS1 = 1-Bromo-2-Nitrobenzene RT Window = RT +/- 0.1 min
 IS2 = Hexabromobiphenyl

* Indicates value outside QC Limits

PCB Analysis
Sample Data

prepared
for

ENVIROMENTAL SCIENCE CORP.

Project: JELD-WEN NORD DOOR, 008.0228.00017

ARI JOB NO: PB63

prepared
by

Analytical Resources, Inc.

ORGANICS ANALYSIS DATA SHEET

PSDDA PCB by GC/ECD

Page 1 of 1

Sample ID: 3SED8-A

SAMPLE

Lab Sample ID: PB63A

LIMS ID: 09-12942

Matrix: Sediment

Data Release Authorized: *AS*

Reported: 06/22/09

QC Report No: PB63-ENVIRONMENTAL SCIENCE CORP.

Project: JELD-WEN NORD DOOR

008.0228.00017

Date Sampled: 06/05/09

Date Received: 06/05/09

Date Extracted: 06/12/09

Date Analyzed: 06/19/09 01:55

Instrument/Analyst: ECD5/PKC

GPC Cleanup: No

Sulfur Cleanup: Yes

Acid Cleanup: Yes

Florisil Cleanup: No

Sample Amount: 25.2 g-dry-wt

Final Extract Volume: 1.0 mL

Dilution Factor: 1.00

Silica Gel: Yes

Percent Moisture: 38.8%

CAS Number	Analyte	RL	Result
12674-11-2	Aroclor 1016	4.0	< 4.0 U
53469-21-9	Aroclor 1242	4.0	< 4.0 U
12672-29-6	Aroclor 1248	4.0	15
11097-69-1	Aroclor 1254	4.0	35
11096-82-5	Aroclor 1260	4.0	9.4
11104-28-2	Aroclor 1221	4.0	< 4.0 U
11141-16-5	Aroclor 1232	4.0	< 4.0 U

Reported in $\mu\text{g}/\text{kg}$ (ppb)

PCB Surrogate Recovery

Decachlorobiphenyl	NR
Tetrachlorometaxylene	64.5%

Analytical Resources Inc.
Dual Column PCB Quantitation Report

PK
6/22/09

Data file 1: 20090618.B/0618-1.b/0617B148.d
Data file 2: 20090618.B/0618-2.b/0617B148.d
Method: /chem2/ecd5.i/20090618.B/PCB1.m
Compound Sublist: PCB
Instrument, Inj. Vol.: ecd5.i, 2ul
Quant Method: Internal Std

ARI ID: PB63A
Client ID: 3SED8-A
Injection Date: 19-JUN-2009 01:55
Report Date: 06/22/2009 09:36
Matrix: SOIL
Dilution Factor: 1.000

ZB5 Col			ZB35 Col			ZB5	ZB35	RPD	Compound/Flag
RT	Shift	Response	RT	Shift	Response	on col	on col		
4.190	-0.002	9296549	4.684	0.003	9786177	20.9	25.8	21.2	Tetrachloro-m-xylene
10.915	-0.003	15687577	11.501	0.000	12635063	57.4	60.0	4.4	Decachlorobiphenyl

- * Indicates RPD > 40%
- M Indicates Column 1 peak was manually integrated
- N Indicates Column 2 peak was manually integrated

SURROGATE PERCENT RECOVERY

SURROGATE	Col1	Col2
Tetrachloro-m-xylene	52.2	64.6
Decachlorobiphenyl	143.5	149.9

NR

INTERNAL STANDARD SUMMARY

Standard Cpnd	Column 1		
	Standard Area*	Sample Area	%D
Bromo-Nitrobenzene	30797009	29845397	-3.1
Hexabromobiphenyl	12091267	12563414	3.9

Standard Cpnd	Column 2		
	Standard Area*	Sample Area	%D
Bromo-Nitrobenzene	31223103	28737258	-8.0
Hexabromobiphenyl	11173293	11414065	2.2

- * Standard Areas taken from Initial Cal Level 3
Initial Calibration Date: 18-JUN-2009
- <- Indicates standard response outside Limits (-50 to +100%)

ZB5 Col ZB35 Col

Aroclor	Peak#	RT	Shift	Area	Amount	Peak#	RT	Shift	Area	Amount	
Aroclor-1016	1	5.698	-0.006	1222676	124.2	1	6.262	0.004	912980	69.5	
Aroclor-1016	2	6.078	-0.001	3733724	121.3	2	6.846	0.008	3804971	142.7	
Aroclor-1016	3	6.223	0.001	873648	67.0	3	7.046	0.004	658613	62.6	
Aroclor-1016	4	6.324	-0.004	815278	90.0	4	7.208	0.003	865398	128.8	
Total CollAve (4 peaks):				100.6	Total Col2Ave (4 peaks):				100.9	RPD = 0	
Corrected Ave (3 peaks):				92.8	Corrected Ave (3 peaks):				87.0	RPD = 6	
Aroclor-1221	1	4.465	-0.062	1283998	304.6	1	5.295	0.007	2330939	563.2	
Aroclor-1221	2	4.691	-0.001	109266	36.3	2	5.565	0.052	3977292	1598.4	
Aroclor-1221	3	4.762	-0.027	355676	34.8	3	5.653	0.034	15464637	2018.3	
Aroclor-1221	NS	---	---	---	---	4	7.046	0.001	658613	671.7	
Total CollAve (3 peaks):				125.2	Total Col2Ave (4 peaks):				1212.9	RPD = 163*	
Corrected Ave: < 3 Peaks					Corrected Ave (3 peaks):				944.4		
Aroclor-1232	1	4.762	-0.027	355676	41.3	1	5.653	0.034	15464637	2325.9	
Aroclor-1232	2	5.698	-0.003	1222676	275.0	2	6.262	0.003	912980	141.9	
Aroclor-1232	3	6.078	0.003	3733724	280.6	3	6.846	0.007	3804971	321.2	
Aroclor-1232	4	6.223	0.003	873648	158.3	4	7.046	0.003	658613	143.2	
Total CollAve (4 peaks):				188.8	Total Col2Ave (4 peaks):				733.1	RPD = 118*	
Corrected Ave (3 peaks):				158.2	Corrected Ave (3 peaks):				202.1	RPD = 24	
Aroclor-1242	1	5.698	-0.003	1222676	164.9	1	6.262	0.004	912980	94.7	
Aroclor-1242	2	6.078	0.003	3733724	163.8	2	6.846	0.008	3804971	197.8	
Aroclor-1242	3	6.223	0.004	873648	90.4	3	7.046	0.005	658613	85.8	
Aroclor-1242	4	7.325	0.002	3682907	468.4	4	7.957	0.004	1271122	345.6	
Total CollAve (4 peaks):				221.9	Total Col2Ave (4 peaks):				181.0	RPD = 20	
Corrected Ave (3 peaks):				139.7	Corrected Ave (3 peaks):				126.1	RPD = 10	
Aroclor-1248	1	6.078	0.002	3733724	251.8	1	6.846	0.012	3804971	303.1	
Aroclor-1248	2	6.540	-0.002	5431828	529.5	2	7.281	0.002	4796093	614.5	
Aroclor-1248	3	6.825	-0.003	4159577	357.1	3	7.654	0.001	4307575	434.6	
Aroclor-1248	4	7.383	0.004	11283321	651.8	4	8.012	0.004	4106775	319.5	
Total CollAve (4 peaks):				447.6	Total Col2Ave (4 peaks):				417.9	RPD = 7	
Corrected Ave (3 peaks):				379.5	Corrected Ave (3 peaks):				352.4	RPD = 7	
Aroclor-1254	1	7.643	-0.002	14100153	684.2	1	8.249	0.003	12639084	865.4	
Aroclor-1254	2	7.951	-0.001	9623833	730.8	2	8.656	0.002	8311187	816.8	
Aroclor-1254	3	8.059	-0.002	18652788	746.8	3	8.768	0.002	19535305	974.6	
Aroclor-1254	4	8.322	-0.004	19934183	761.3	4	8.934	0.003	21402213	951.0	
Aroclor-1254	5	8.602	-0.003	12255989	788.9	5	9.329	0.005	12135788	848.9	
Total CollAve (5 peaks):				742.4	Total Col2Ave (5 peaks):				891.3	RPD = 18	
Corrected Ave (4 peaks):				730.8	Corrected Ave (4 peaks):				870.5	RPD = 17	
Aroclor-1260	1	8.991	-0.001	2068748	176.1	1	9.536	0.003	1483308	155.8	
Aroclor-1260	2	9.221	0.001	1997732	177.6	2	10.023	0.007	7453819	272.0	
Aroclor-1260	3	9.470	0.001	5149480	181.8	3	10.367	-0.005	4129385	627.7	
Aroclor-1260	4	9.749	-0.002	4144599	286.1	4	10.419	0.002	4624736	283.0	
Aroclor-1260	5	9.873	-0.001	998894	134.4	NS	---	---	---	---	
Total CollAve (5 peaks):				191.2	Total Col2Ave (4 peaks):				334.6	RPD = 55*	
Corrected Ave (4 peaks):				167.5	Corrected Ave (3 peaks):				236.9	RPD = 34	
Aroclor-1262	1	9.221	0.003	1997732	120.5	1	9.862	0.009	6919485	414.8	
Aroclor-1262	2	9.470	0.003	5149480	130.2	2	10.023	0.006	7453819	211.4	
Aroclor-1262	3	9.823	0.004	703781	43.5	3	10.367	-0.004	4129385	296.8	
Aroclor-1262	4	9.873	0.002	998894	57.8	4	10.419	0.001	4624736	217.7	
Aroclor-1262	5	10.339	0.030	11330110	835.5	5	10.903	0.016	7150311	649.6	
Total CollAve (5 peaks):				237.5	Total Col2Ave (5 peaks):				358.0	RPD = 40*	
Corrected Ave (4 peaks):				88.0	Corrected Ave (4 peaks):				285.2	RPD = 106*	
Aroclor-1268	1	9.823	-0.001	703781	15.7	1	10.367	-0.003	4129385	112.1	
Aroclor-1268	2	9.873	0.000	998894	23.2	2	10.419	0.003	4624736	139.3	
Aroclor-1268	3	10.127	-0.007	1400320	41.6	3	10.685	-0.002	4076623	164.5	
Aroclor-1268	4	10.645	-0.003	1102562	11.6	4	11.216	0.003	1239267	16.7	
Total CollAve (4 peaks):				23.0	Total Col2Ave (4 peaks):				108.1	RPD = 130*	

Corrected Ave (3 peaks): 16.8

Corrected Ave (3 peaks): 89.4 RPD = 137*

Total PCB Area Col1 (4.292 - 10.818) = 295893969

Col1 Total PCB = 1.3 ppm*

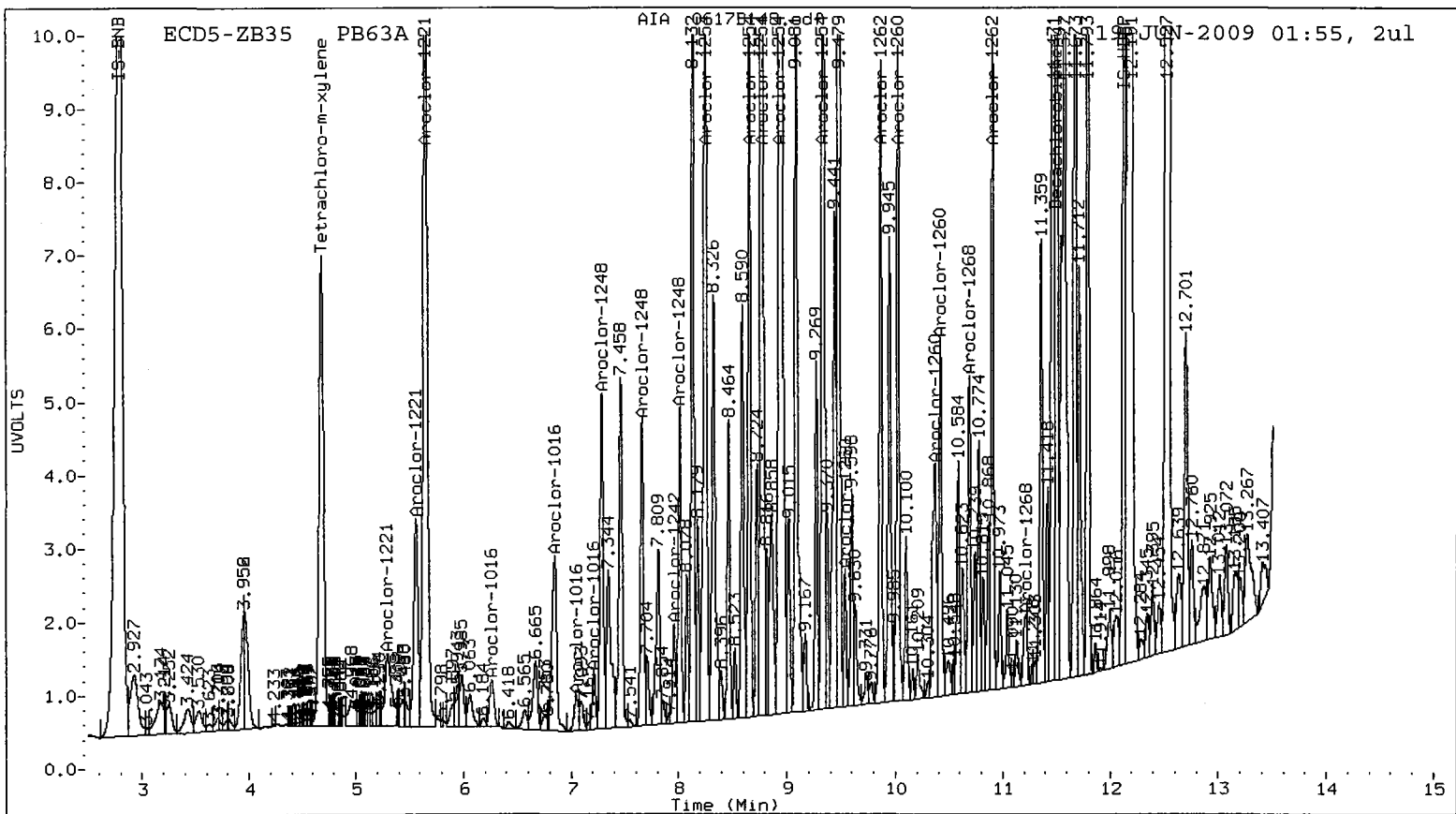
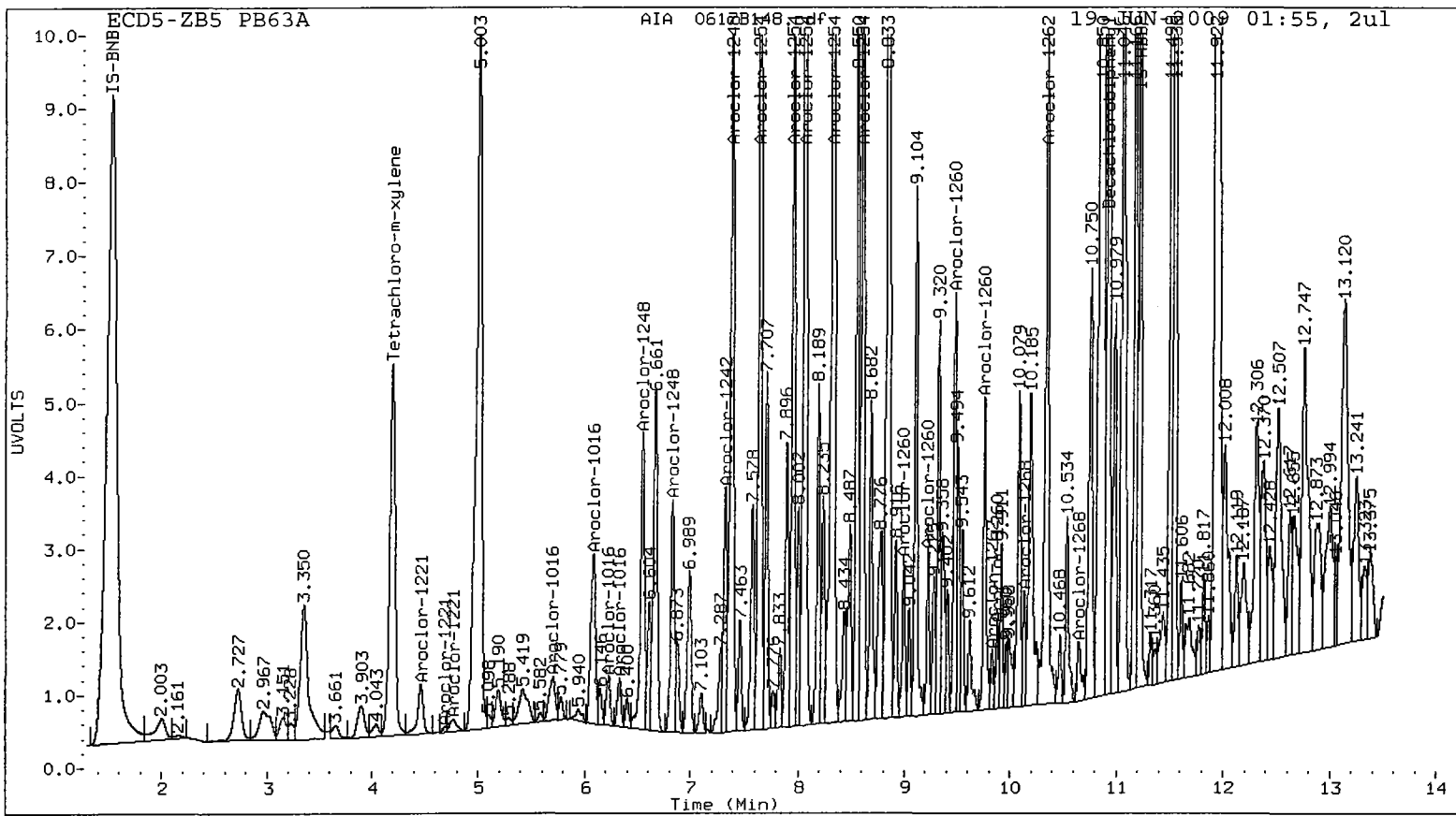
Total PCB Area Col2 (4.781 - 11.401) = 292050253

Col2 Total PCB = 1.6 ppm*

* Quantitated against AR1660 0.25ppm in Ical

PCB-Form 10 Mod.

PB63:00618



ORGANICS ANALYSIS DATA SHEET

PSDDA PCB by GC/ECD

Page 1 of 1


Sample ID: 3SED8-B

SAMPLE

Lab Sample ID: PB63B

LIMS ID: 09-12943

Matrix: Sediment

Data Release Authorized: 

Reported: 06/22/09

QC Report No: PB63-ENVIRONMENTAL SCIENCE CORP.

Project: JELD-WEN NORD DOOR

008.0228.00017

Date Sampled: 06/05/09

Date Received: 06/05/09

Date Extracted: 06/12/09

Date Analyzed: 06/19/09 02:12

Instrument/Analyst: ECD5/PKC

GPC Cleanup: No

Sulfur Cleanup: Yes

Acid Cleanup: Yes

Florisil Cleanup: No

Sample Amount: 25.1 g-dry-wt

Final Extract Volume: 1.0 mL

Dilution Factor: 1.00

Silica Gel: Yes

Percent Moisture: 61.4%

CAS Number	Analyte	RL	Result
12674-11-2	Aroclor 1016	4.0	< 4.0 U
53469-21-9	Aroclor 1242	4.0	10
12672-29-6	Aroclor 1248	4.0	< 4.0 U
11097-69-1	Aroclor 1254	4.0	< 4.0 U
11096-82-5	Aroclor 1260	4.0	< 4.0 U
11104-28-2	Aroclor 1221	4.0	< 4.0 U
11141-16-5	Aroclor 1232	4.0	< 4.0 U

Reported in $\mu\text{g}/\text{kg}$ (ppb)

PCB Surrogate Recovery

Decachlorobiphenyl	75.0%
Tetrachlorometaxylene	50.2%

Analytical Resources Inc.
Dual Column PCB Quantitation Report

PC
6/22/09

Data file 1: 20090618.B/0618-1.b/0617B149.d
Data file 2: 20090618.B/0618-2.b/0617B149.d
Method: /chem2/ecd5.i/20090618.B/PCB1.m
Compound Sublist: PCB
Instrument, Inj. Vol.: ecd5.i, 2ul
Quant Method: Internal Std

ARI ID: PB63B
Client ID: 3SED8-B
Injection Date: 19-JUN-2009 02:12
Report Date: 06/19/2009 15:19
Matrix: SOIL
Dilution Factor: 1.000

RT	ZB5 Col Shift Response	ZB35 Col Shift Response	RT	ZB5 on col	ZB35 on col	RPD	Compound/Flag
4.191	0.009 8552555	4.684 0.009 8562303	17.8	20.1	12.0	Tetrachloro-m-xylene	
10.917	0.003 7749188	11.502 0.001 4874893	30.0	17.4	53.2*	Decachlorobiphenyl	

- * Indicates RPD > 40%
- M Indicates Column 1 peak was manually integrated
- N Indicates Column 2 peak was manually integrated

SURROGATE PERCENT RECOVERY

SURROGATE	Col1	Col2
Tetrachloro-m-xylene	44.6	50.2
Decachlorobiphenyl	74.9	43.5

INTERNAL STANDARD SUMMARY

Standard Cpnd	Column 1		
	Standard Area*	Sample Area	%D
Bromo-Nitrobenzene	30797009	32159234	4.4
Hexabromobiphenyl	12091267	11878535	-1.8

Standard Cpnd	Column 2		
	Standard Area*	Sample Area	%D
Bromo-Nitrobenzene	31223103	32321002	3.5
Hexabromobiphenyl	11173293	15188760	35.9

- * Standard Areas taken from Initial Cal Level 3
Initial Calibration Date: 18-JUN-2009
- <- Indicates standard response outside Limits (-50 to +100%)

ZB5 Col

ZB35 Col

Aroclor	Peak#	RT	Shift	Area	Amount	Peak#	RT	Shift	Area	Amount
Aroclor-1016	1	5.699	-0.002	2405420	226.7	1	6.262	0.001	2470073	167.2
Aroclor-1016	2	6.077	0.002	10657835	321.3	2	6.844	0.002	10378729	346.1
Aroclor-1016	3	6.219	0.001	2717416	193.4	3	7.044	0.001	2761853	233.5
Aroclor-1016	4	6.324	-0.002	2629317	269.5	4	7.209	0.001	2378843	314.8
Total CollAve (4 peaks):				252.7	Total Col2Ave (4 peaks):				265.4	RPD = 5
Corrected Ave (3 peaks):				229.9	Corrected Ave (3 peaks):				238.5	RPD = 4
Aroclor-1221	1	4.464	-0.064	152734	33.6	1	5.305	0.017	125649	27.0
Aroclor-1221	2	4.697	0.004	227591	70.2	2	5.564	0.051	8265637	2953.4
Aroclor-1221	3	4.790	0.001	538748	48.9	3	5.651	0.031	2490288	289.0
Aroclor-1221	NS	---	---	---	---	4	7.044	0.000	2761853	2504.3
Total CollAve (3 peaks):				50.9	Total Col2Ave (4 peaks):				1443.4	RPD = 186*
Corrected Ave: < 3 Peaks					Corrected Ave (3 peaks):				940.1	
Aroclor-1232	1	4.790	0.005	538748	58.1	1	5.651	0.033	2490288	333.0
Aroclor-1232	2	5.699	0.001	2405420	502.0	2	6.262	0.001	2470073	341.4
Aroclor-1232	3	6.077	0.002	10657835	743.4	3	6.844	0.003	10378729	779.0
Aroclor-1232	4	6.219	0.001	2717416	456.8	4	7.044	0.003	2761853	533.9
Total CollAve (4 peaks):				440.1	Total Col2Ave (4 peaks):				496.8	RPD = 12
Corrected Ave (3 peaks):				339.0	Corrected Ave (3 peaks):				402.8	RPD = 17
Aroclor-1242	1	5.699	-0.001	2405420	301.0	1	6.262	0.003	2470073	227.8
Aroclor-1242	2	6.077	0.003	10657835	433.8	2	6.844	0.004	10378729	479.7
Aroclor-1242	3	6.219	0.000	2717416	261.0	3	7.044	0.002	2761853	319.8
Aroclor-1242	4	7.324	0.000	1910230	225.5	4	7.956	0.001	948723	229.3
Total CollAve (4 peaks):				305.3	Total Col2Ave (4 peaks):				314.2	RPD = 3
Corrected Ave (3 peaks):				262.5	Corrected Ave (3 peaks):				259.0	RPD = 1
Aroclor-1248	1	6.077	0.004	10657835	667.2	1	6.844	0.010	10378729	735.2
Aroclor-1248	2	6.539	0.000	3672015	332.2	2	7.280	0.002	2897772	330.1
Aroclor-1248	3	6.826	0.001	4426898	352.7	3	7.654	0.002	5129753	460.2
Aroclor-1248	4	7.378	0.001	3099398	166.2	4	8.008	-0.001	2409300	166.7
Total CollAve (4 peaks):				379.5	Total Col2Ave (4 peaks):				423.0	RPD = 11
Corrected Ave (3 peaks):				283.7	Corrected Ave (3 peaks):				319.0	RPD = 12
Aroclor-1254	1	7.643	0.001	1288701	58.0	1	8.247	0.000	1413537	86.0
Aroclor-1254	2	7.951	0.001	1327761	93.6	2	8.655	0.001	541436	47.3
Aroclor-1254	3	8.060	0.001	2185955	81.2	3	8.767	0.000	1649904	73.2
Aroclor-1254	4	8.321	-0.002	2488734	88.2	4	8.934	0.004	2552699	100.8
Aroclor-1254	5	8.601	0.000	1073260	64.1	5	9.327	0.002	1067169	66.4
Total CollAve (5 peaks):				77.0	Total Col2Ave (5 peaks):				74.8	RPD = 3
Corrected Ave (4 peaks):				72.9	Corrected Ave (4 peaks):				68.2	RPD = 7
Aroclor-1260	1	8.992	0.002	701027	63.1	1	9.533	-0.001	493722	39.0
Aroclor-1260	2	9.220	0.002	393147	37.0	2	10.021	0.005	1130989	31.0
Aroclor-1260	3	9.469	0.001	708450	26.5	3	10.363	-0.010	2818449	322.0
Aroclor-1260	4	9.747	-0.002	1081283	78.9	4	10.416	-0.002	524202	24.1
Aroclor-1260	5	9.875	0.004	314707	44.8	NS	---	---	---	---
Total CollAve (5 peaks):				50.1	Total Col2Ave (4 peaks):				104.0	RPD = 70*
Corrected Ave (4 peaks):				42.8	Corrected Ave (3 peaks):				31.4	RPD = 31
Aroclor-1262	1	9.220	0.002	393147	25.1	1	9.859	0.006	957325	43.1
Aroclor-1262	2	9.469	0.002	708450	18.9	2	10.021	0.004	1130989	24.1
Aroclor-1262	3	9.822	0.003	143012	9.3	3	10.363	-0.008	2818449	152.2
Aroclor-1262	4	9.875	0.004	314707	19.3	4	10.416	-0.002	524202	18.5
Aroclor-1262	5	10.321	0.011	1392334	108.6	5	10.900	0.013	513995	35.1
Total CollAve (5 peaks):				36.2	Total Col2Ave (5 peaks):				54.6	RPD = 40*
Corrected Ave (4 peaks):				18.2	Corrected Ave (4 peaks):				30.2	RPD = 50*
Aroclor-1268	1	9.822	0.002	143012	3.4	1	10.363	-0.007	2818449	57.5
Aroclor-1268	2	9.875	0.005	314707	7.7	2	10.416	-0.001	524202	11.9
Aroclor-1268	3	10.130	-0.001	133384	4.2	3	10.688	0.001	608494	18.5
Aroclor-1268	4	10.650	0.007	405143	4.5	4	11.202	-0.012	1595487	16.1
Total CollAve (4 peaks):				5.0	Total Col2Ave (4 peaks):				26.0	RPD = 136*

C100
C100

Corrected Ave (3 peaks): 4.0 Corrected Ave (3 peaks): 15.5 RPD = 118*

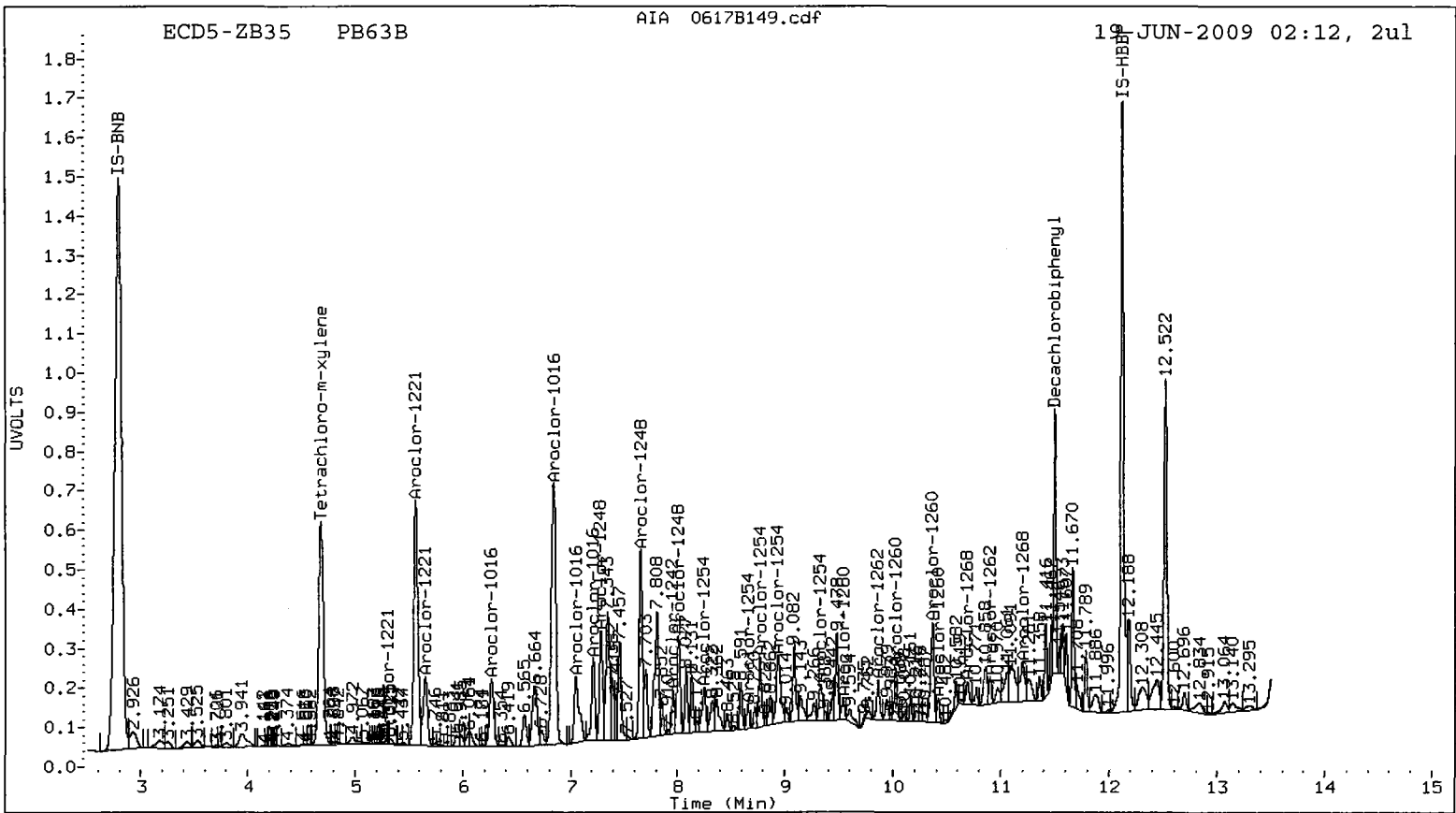
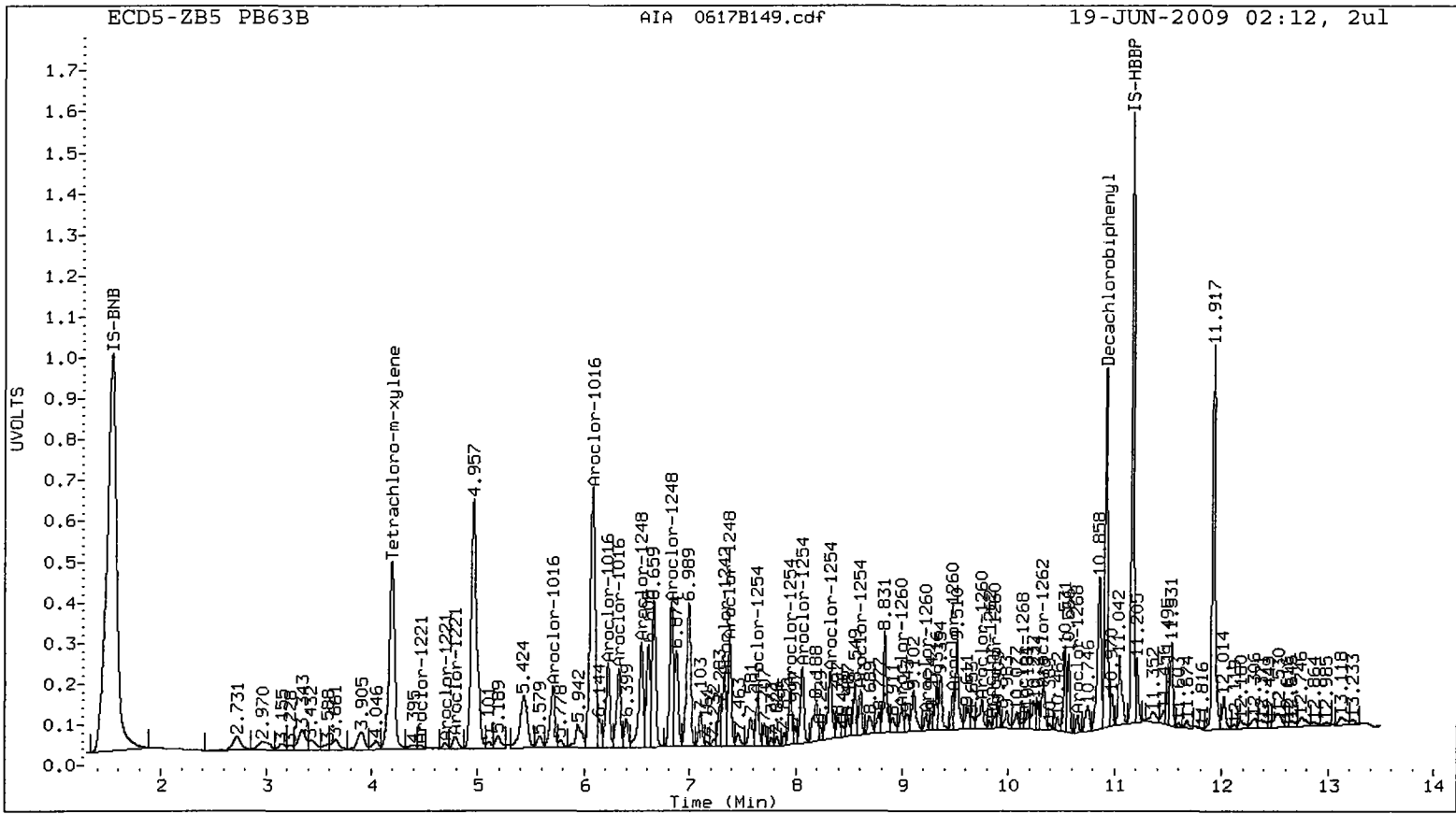
Total PCB Area Col1 (4.283 - 10.814) = 110803537 Col1 Total PCB = 0.5 ppm*

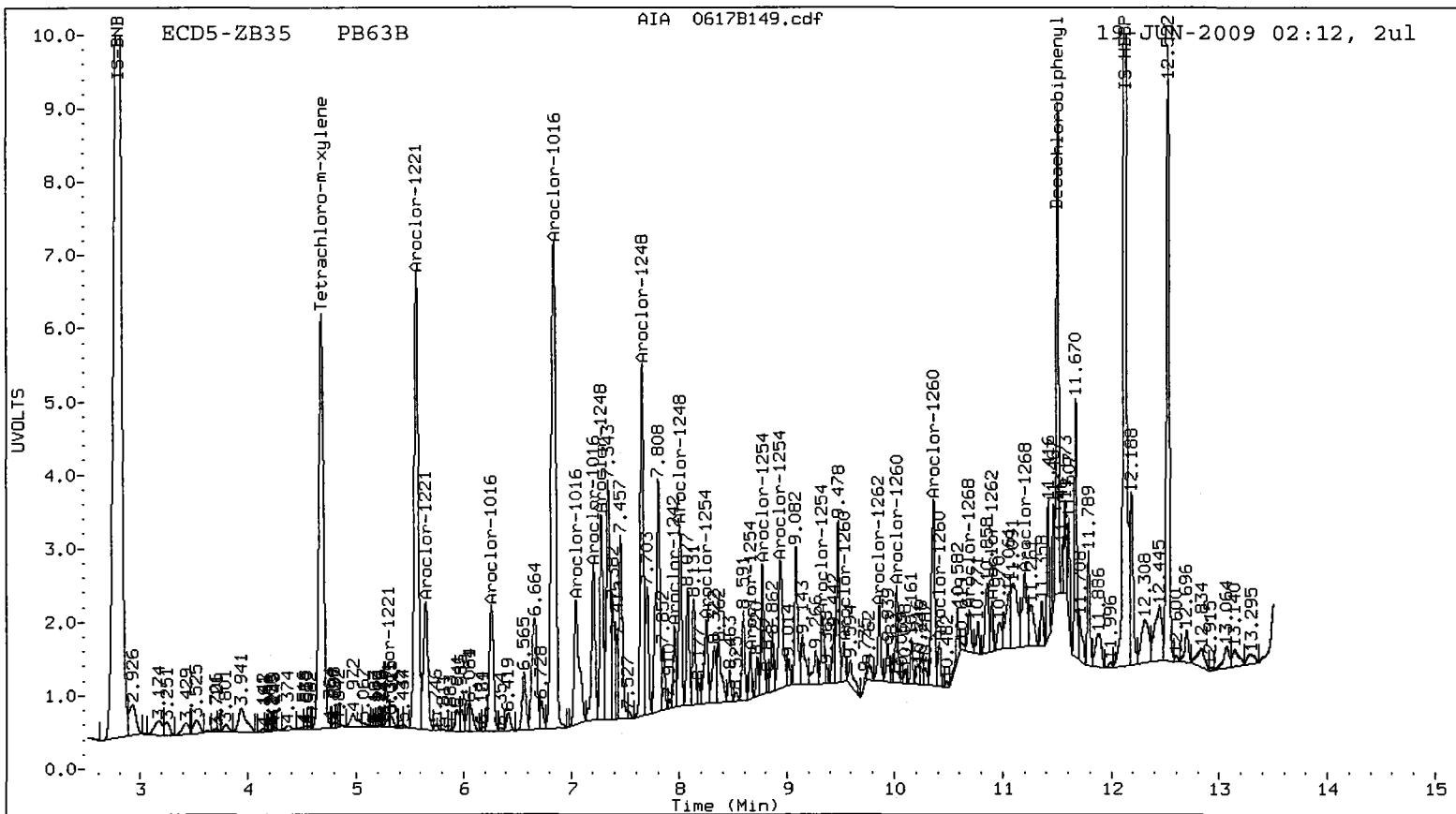
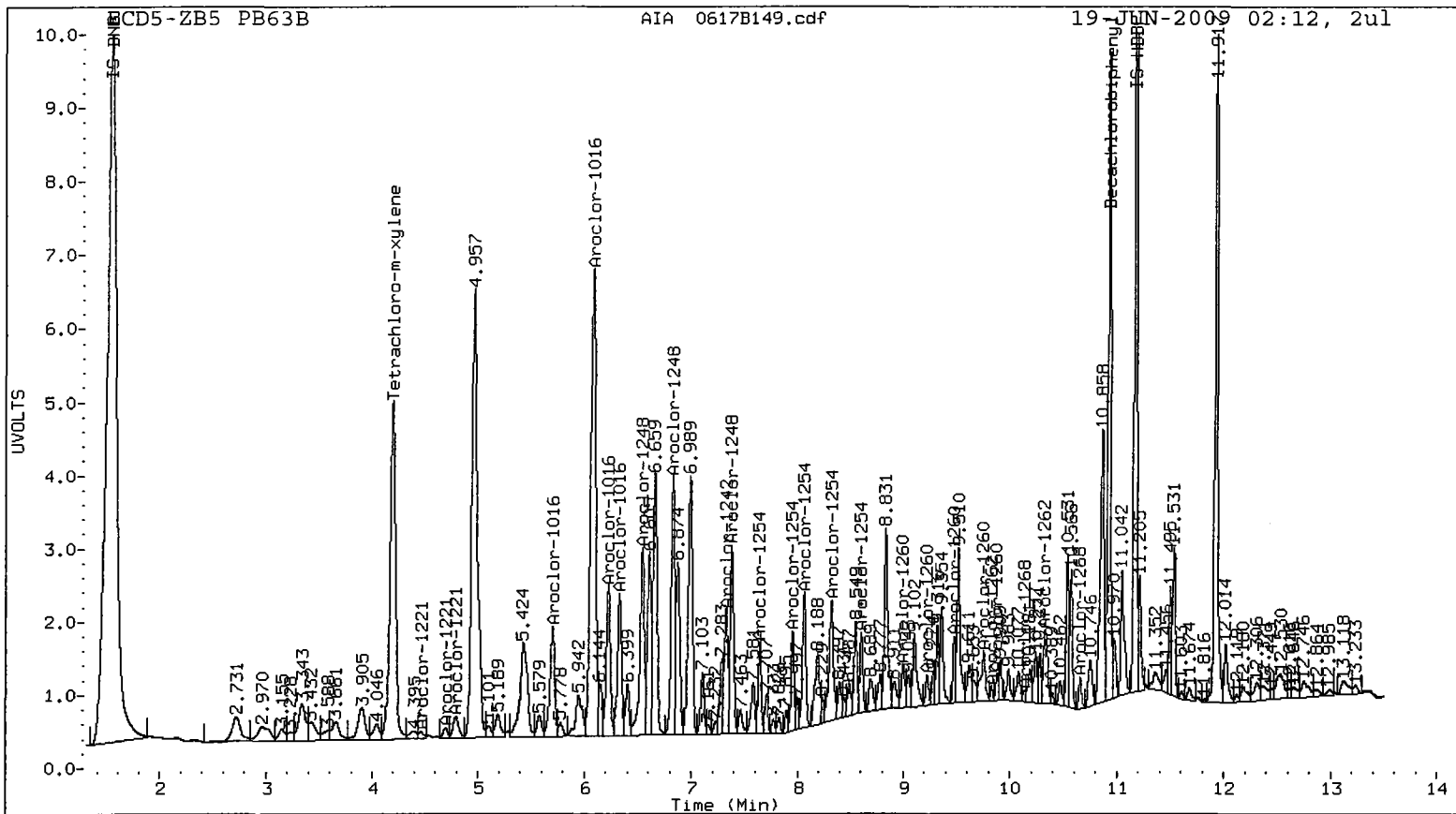
Total PCB Area Col2 (4.776 - 11.401) = 102522911 Col2 Total PCB = 0.5 ppm*

* Quantitated against AR1660 0.25ppm in Ical

PCB-Form 10 Mod.

FB63 : 00624





ORGANICS ANALYSIS DATA SHEET

PSDDA PCB by GC/ECD

Page 1 of 1

Sample ID: 3SED8-C

SAMPLE

Lab Sample ID: PB63C

LIMS ID: 09-12944

Matrix: Sediment

Data Release Authorized: *[Signature]*

Reported: 06/22/09

QC Report No: PB63-ENVIRONMENTAL SCIENCE CORP.

Project: JELD-WEN NORD DOOR

008.0228.00017

Date Sampled: 06/05/09

Date Received: 06/05/09

Date Extracted: 06/12/09

Date Analyzed: 06/19/09 02:29

Instrument/Analyst: ECD5/PKC

GPC Cleanup: No

Sulfur Cleanup: Yes

Acid Cleanup: Yes

Florisil Cleanup: No

Sample Amount: 25.6 g-dry-wt

Final Extract Volume: 1.0 mL

Dilution Factor: 1.00

Silica Gel: Yes

Percent Moisture: 51.1%

CAS Number	Analyte	RL	Result
12674-11-2	Aroclor 1016	3.9	< 3.9 U
53469-21-9	Aroclor 1242	3.9	9.8
12672-29-6	Aroclor 1248	3.9	< 3.9 U
11097-69-1	Aroclor 1254	3.9	10
11096-82-5	Aroclor 1260	3.9	< 3.9 U
11104-28-2	Aroclor 1221	3.9	< 3.9 U
11141-16-5	Aroclor 1232	3.9	< 3.9 U

Reported in $\mu\text{g}/\text{kg}$ (ppb)

PCB Surrogate Recovery

Decachlorobiphenyl	90.0%
Tetrachlorometaxylene	54.2%

Analytical Resources Inc.
Dual Column PCB Quantitation Report

PC
6/22/09

Data file 1: 20090618.B/0618-1.b/0617B150.d
Data file 2: 20090618.B/0618-2.b/0617B150.d
Method: /chem2/ecd5.i/20090618.B/PCB1.m
Compound Sublist: PCB
Instrument, Inj. Vol.: ecd5.i, 2ul
Quant Method: Internal Std

ARI ID: PB63C
Client ID: 3SED8-C
Injection Date: 19-JUN-2009 02:29
Report Date: 06/19/2009 15:19
Matrix: SOIL
Dilution Factor: 1.000

ZB5 Col			ZB35 Col			ZB5	ZB35	RPD	Compound/Flag
RT	Shift	Response	RT	Shift	Response	on col	on col		
4.189	0.006	9470146	4.683	0.007	9266518	19.5	21.7	10.8	Tetrachloro-m-xylene
10.916	0.002	8856513	11.502	0.001	5365424	36.0	24.0	39.8	Decachlorobiphenyl

- * Indicates RPD > 40%
- M Indicates Column 1 peak was manually integrated
- N Indicates Column 2 peak was manually integrated

SURROGATE PERCENT RECOVERY

SURROGATE	Col1	Col2
Tetrachloro-m-xylene	48.7	54.3
Decachlorobiphenyl	90.0	60.1

INTERNAL STANDARD SUMMARY

Standard Cpnd	Column 1		%D
	Standard Area*	Sample Area	
Bromo-Nitrobenzene	30797009	32579582	5.8
Hexabromobiphenyl	12091267	11303678	-6.5

Standard Cpnd	Column 2		%D
	Standard Area*	Sample Area	
Bromo-Nitrobenzene	31223103	32367887	3.7
Hexabromobiphenyl	11173293	12089148	8.2

- * Standard Areas taken from Initial Cal Level 3
Initial Calibration Date: 18-JUN-2009
- <- Indicates standard response outside Limits (-50 to +100%)

ZB5 Col

ZB35 Col

Aroclor	Peak#	RT	Shift	Area	Amount	Peak#	RT	Shift	Area	Amount
Aroclor-1016	1	5.698	-0.003	2407544	224.0	1	6.263	0.002	2037027	137.7
Aroclor-1016	2	6.077	0.002	7165500	213.2	2	6.844	0.002	7130286	237.4
Aroclor-1016	3	6.220	0.001	1938917	136.2	3	7.045	0.001	2191202	185.0
Aroclor-1016	4	6.324	-0.002	1715419	173.6	4	7.207	0.000	1784273	235.8
Total CollAve (4 peaks):				186.7		Total Col2Ave (4 peaks):				199.0 RPD = 6
Corrected Ave (3 peaks):				174.3		Corrected Ave (3 peaks):				186.1 RPD = 7
Aroclor-1221	1	4.532	0.004	84649	18.4	1	5.329	0.041	854106	183.2
Aroclor-1221	2	4.690	-0.002	298978	91.1	2	5.564	0.050	3211843	1146.0
Aroclor-1221	3	4.782	-0.006	1161874	104.1	3	5.651	0.031	17871693	2070.9
Aroclor-1221	NS	---	---	---	---	4	7.045	0.000	2191202	1984.0
Total CollAve (3 peaks):				71.2		Total Col2Ave (4 peaks):				1346.0 RPD = 180*
Corrected Ave: < 3 Peaks						Corrected Ave (3 peaks):				1104.4
Aroclor-1232	1	4.782	-0.002	1161874	123.6	1	5.651	0.033	17871693	2386.4
Aroclor-1232	2	5.698	0.000	2407544	496.0	2	6.263	0.001	2037027	281.1
Aroclor-1232	3	6.077	0.002	7165500	493.3	3	6.844	0.003	7130286	534.4
Aroclor-1232	4	6.220	0.002	1938917	321.7	4	7.045	0.003	2191202	423.0
Total CollAve (4 peaks):				358.7		Total Col2Ave (4 peaks):				906.2 RPD = 87*
Corrected Ave (3 peaks):				312.9		Corrected Ave (3 peaks):				412.8 RPD = 28
Aroclor-1242	1	5.698	-0.003	2407544	297.4	1	6.263	0.004	2037027	187.6
Aroclor-1242	2	6.077	0.003	7165500	287.9	2	6.844	0.004	7130286	329.1
Aroclor-1242	3	6.220	0.001	1938917	183.8	3	7.045	0.002	2191202	253.4
Aroclor-1242	4	7.324	0.000	2038883	237.5	4	7.955	0.000	909892	219.6
Total CollAve (4 peaks):				251.7		Total Col2Ave (4 peaks):				247.4 RPD = 2
Corrected Ave (3 peaks):				236.4		Corrected Ave (3 peaks):				220.2 RPD = 7
Aroclor-1248	1	6.077	0.004	7165500	442.8	1	6.844	0.010	7130286	504.3
Aroclor-1248	2	6.539	0.000	3068363	274.0	2	7.280	0.002	2777749	316.0
Aroclor-1248	3	6.825	0.000	3404919	267.8	3	7.654	0.001	3844444	344.4
Aroclor-1248	4	7.380	0.003	4524288	239.4	4	8.009	0.000	2511438	173.5
Total CollAve (4 peaks):				306.0		Total Col2Ave (4 peaks):				334.5 RPD = 9
Corrected Ave (3 peaks):				260.4		Corrected Ave (3 peaks):				277.9 RPD = 7
Aroclor-1254	1	7.642	0.000	4483752	199.3	1	8.247	0.001	4045067	245.9
Aroclor-1254	2	7.950	0.000	3366926	234.2	2	8.655	0.000	2548234	222.3
Aroclor-1254	3	8.057	-0.001	6084716	223.2	3	8.767	0.000	5928597	262.6
Aroclor-1254	4	8.321	-0.002	6762330	236.6	4	8.933	0.002	7150149	282.1
Aroclor-1254	5	8.600	-0.001	3984988	235.0	5	9.327	0.002	4411819	274.0
Total CollAve (5 peaks):				225.7		Total Col2Ave (5 peaks):				257.4 RPD = 13
Corrected Ave (4 peaks):				222.9		Corrected Ave (4 peaks):				251.2 RPD = 12
Aroclor-1260	1	8.990	0.000	698965	66.1	1	9.534	0.001	525778	52.1
Aroclor-1260	2	9.220	0.001	699255	69.1	2	10.021	0.005	1909041	65.8
Aroclor-1260	3	9.468	0.000	1422634	55.8	3	10.363	-0.010	2363241	339.2
Aroclor-1260	4	9.746	-0.002	1407389	108.0	4	10.418	0.000	1277694	73.8
Aroclor-1260	5	9.872	0.001	374722	56.1	NS	---	---	---	---
Total CollAve (5 peaks):				71.0		Total Col2Ave (4 peaks):				132.7 RPD = 61*
Corrected Ave (4 peaks):				61.8		Corrected Ave (3 peaks):				63.9 RPD = 3
Aroclor-1262	1	9.220	0.002	699255	46.9	1	9.860	0.007	2155340	122.0
Aroclor-1262	2	9.468	0.000	1422634	40.0	2	10.021	0.004	1909041	51.1
Aroclor-1262	3	9.822	0.002	265075	18.2	3	10.363	-0.008	2363241	160.4
Aroclor-1262	4	9.872	0.001	374722	24.1	4	10.418	0.000	1277694	56.8
Aroclor-1262	5	10.335	0.025	1783686	146.2	5	10.900	0.013	1031409	88.5
Total CollAve (5 peaks):				55.1		Total Col2Ave (5 peaks):				95.7 RPD = 54*
Corrected Ave (4 peaks):				32.3		Corrected Ave (4 peaks):				79.6 RPD = 85*
Aroclor-1268	1	9.822	0.002	265075	6.6	1	10.363	-0.007	2363241	60.6
Aroclor-1268	2	9.872	0.002	374722	9.7	2	10.418	0.001	1277694	36.3
Aroclor-1268	3	10.127	-0.004	183093	6.1	3	10.684	-0.003	797084	30.4
Aroclor-1268	4	10.649	0.005	417527	4.9	4	11.202	-0.012	977214	12.4
Total CollAve (4 peaks):				6.8		Total Col2Ave (4 peaks):				34.9 RPD = 135*

Corrected Ave (3 peaks): 5.8 Corrected Ave (3 peaks): 26.4 RPD = 128*

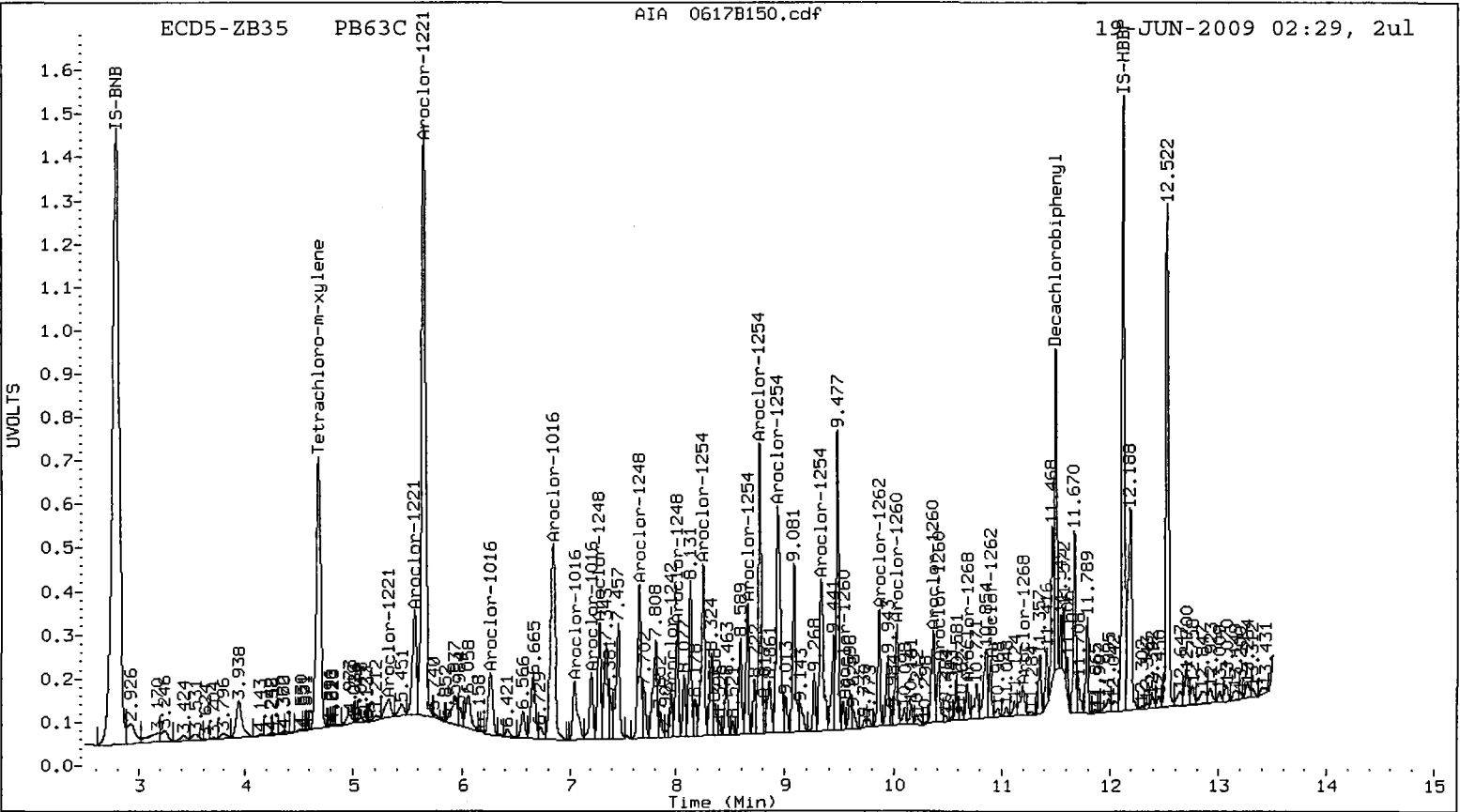
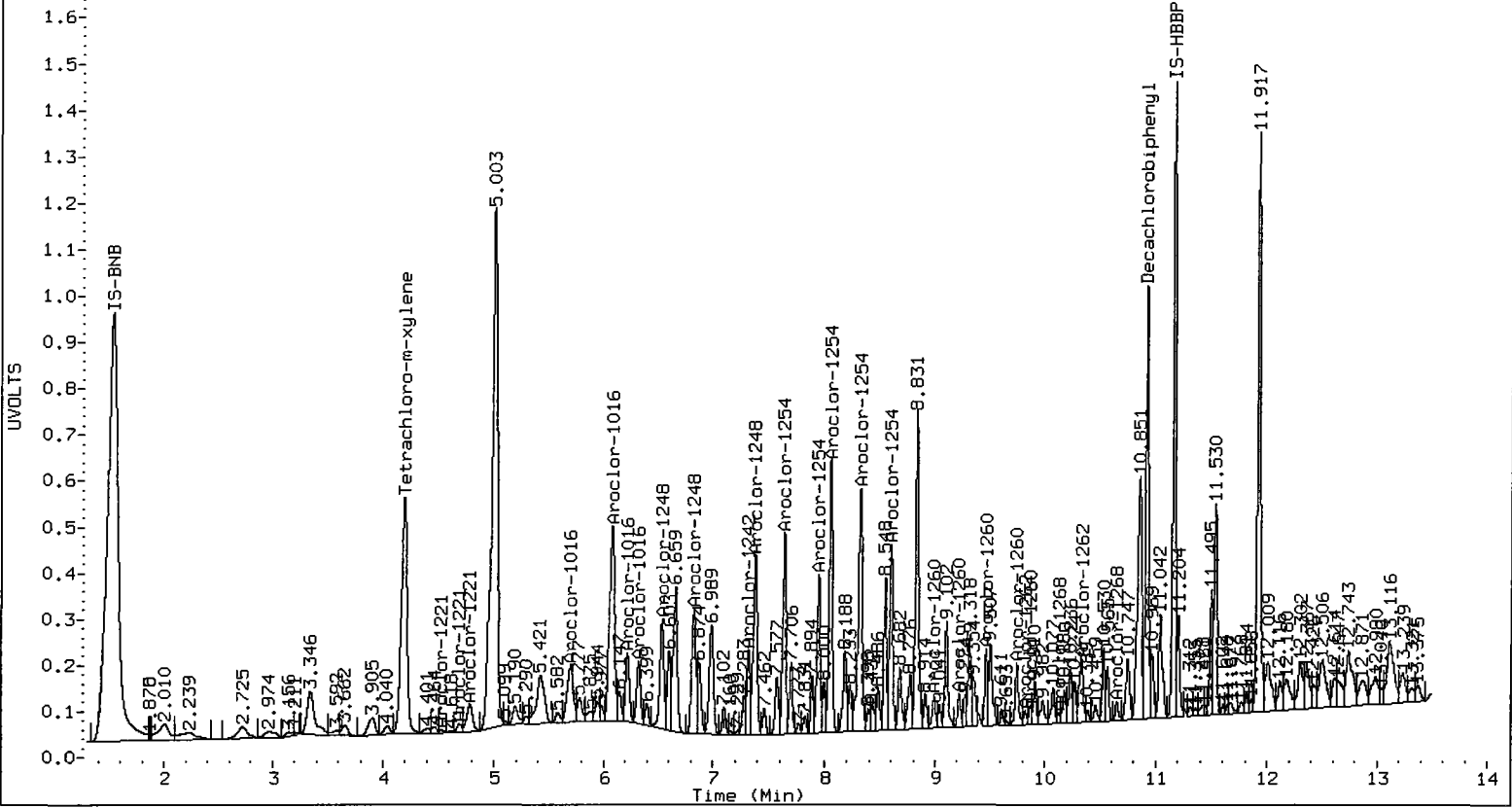
Total PCB Area Col1 (4.283 - 10.814) = 143648384 Col1 Total PCB = 0.6 ppm*

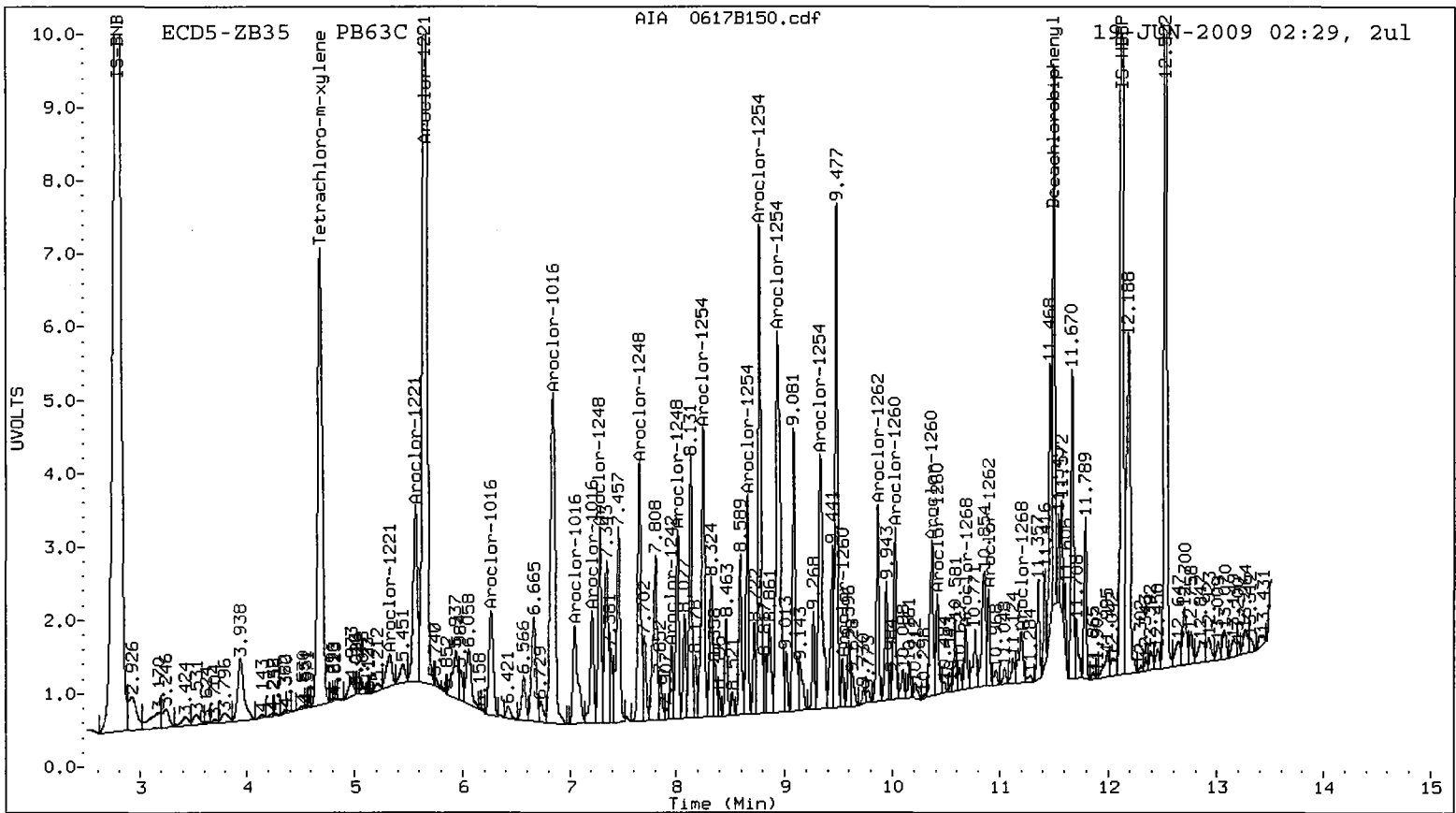
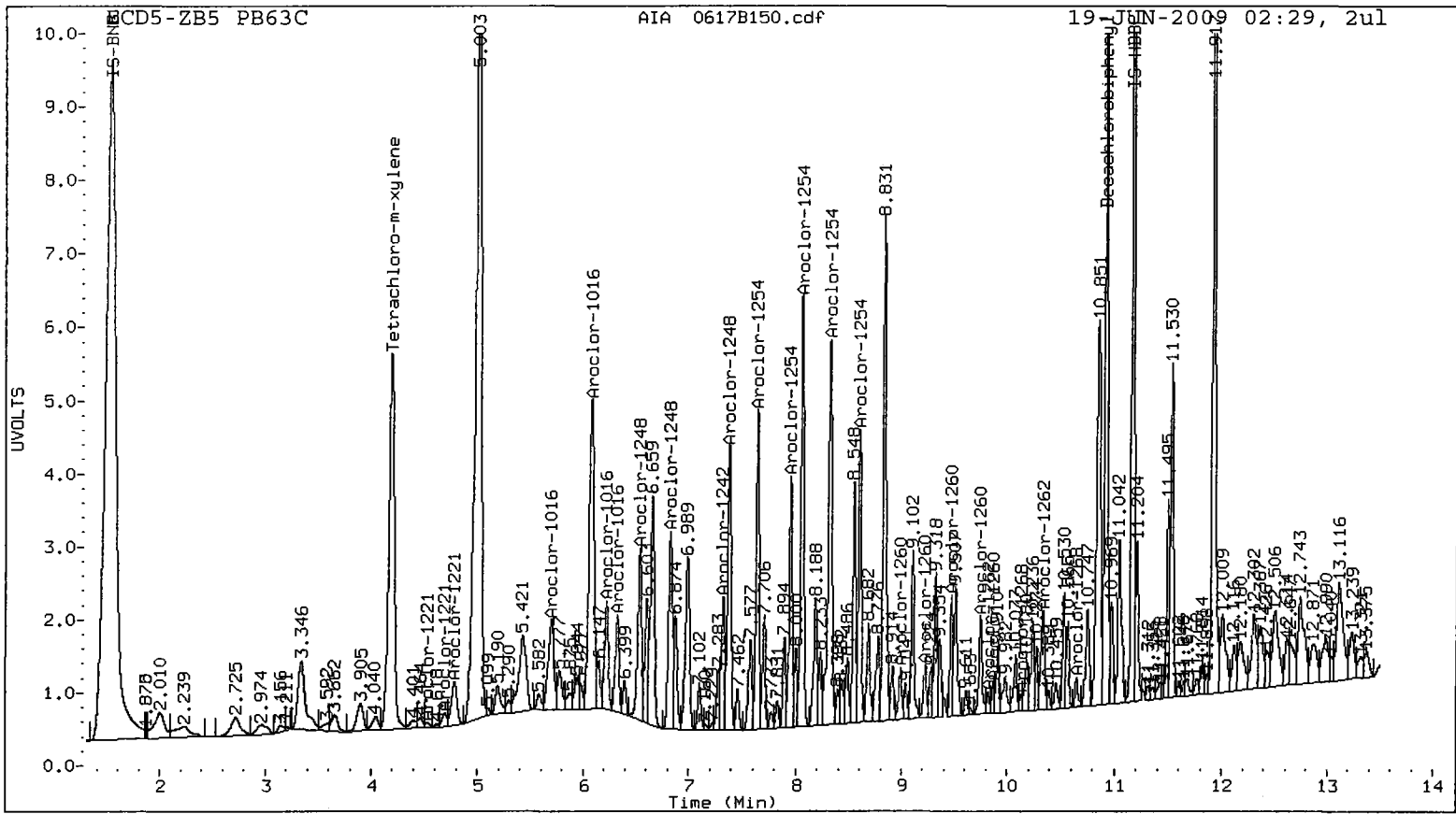
Total PCB Area Col2 (4.776 - 11.401) = 137976117 Col2 Total PCB = 0.7 ppm*

* Quantitated against AR1660 0.25ppm in Ical

PCB-Form 10 Mod.

PS63 : 00830





ORGANICS ANALYSIS DATA SHEET

PSDDA PCB by GC/ECD

Page 1 of 1

Sample ID: 3SED5-A

SAMPLE

Lab Sample ID: PB63D

LIMS ID: 09-12945

Matrix: Sediment

Data Release Authorized: *AS*

Reported: 06/22/09

QC Report No: PB63-ENVIRONMENTAL SCIENCE CORP.

Project: JELD-WEN NORD DOOR

008.0228.00017

Date Sampled: 06/05/09

Date Received: 06/05/09

Date Extracted: 06/12/09

Date Analyzed: 06/19/09 02:46

Instrument/Analyst: ECD5/PKC

GPC Cleanup: No

Sulfur Cleanup: Yes

Acid Cleanup: Yes

Florisil Cleanup: No

Sample Amount: 25.8 g-dry-wt

Final Extract Volume: 1.0 mL

Dilution Factor: 5.00

Silica Gel: Yes

Percent Moisture: 17.0%

CAS Number	Analyte	RL	Result
12674-11-2	Aroclor 1016	3.9	< 3.9 U
53469-21-9	Aroclor 1242	3.9	< 3.9 U
12672-29-6	Aroclor 1248	3.9	< 3.9 U
11097-69-1	Aroclor 1254	3.9	< 3.9 U
11096-82-5	Aroclor 1260	3.9	4.1
11104-28-2	Aroclor 1221	3.9	< 3.9 U
11141-16-5	Aroclor 1232	3.9	< 3.9 U

Reported in $\mu\text{g}/\text{kg}$ (ppb)

PCB Surrogate Recovery

Decachlorobiphenyl	89.2%
Tetrachlorometaxylene	51.8%

Analytical Resources Inc.
Dual Column PCB Quantitation Report

*PC
checked
diluted for
matrix*

Data file 1: 20090618.B/0618-1.b/0617B151.d
Data file 2: 20090618.B/0618-2.b/0617B151.d
Method: /chem2/ecd5.i/20090618.B/PCB1.m
Compound Sublist: PCB
Instrument, Inj. Vol.: ecd5.i, 2ul
Quant Method: Internal Std

ARI ID: PB63D
Client ID: 3SED5-A
Injection Date: 19-JUN-2009 02:46
Report Date: 06/19/2009 15:19
Matrix: SOIL
Dilution Factor: 5.000

RT	ZB5 Col Shift Response	ZB35 Col Shift Response	ZB5 on col	ZB35 on col	RPD	Compound/Flag
4.190	0.007 1853031	4.681 0.005 1566699	4.1	4.0	2.9	Tetrachloro-m-xylene
10.918	0.004 1641369	11.503 0.002 1101323	7.1	5.5	25.1	Decachlorobiphenyl

- * Indicates RPD > 40%
- M Indicates Column 1 peak was manually integrated
- N Indicates Column 2 peak was manually integrated

SURROGATE PERCENT RECOVERY

SURROGATE	Col1	Col2
Tetrachloro-m-xylene	51.8	50.3
Decachlorobiphenyl	89.2	69.3

INTERNAL STANDARD SUMMARY

Standard Cpnd	Column 1		
	Standard Area*	Sample Area	%D
Bromo-Nitrobenzene	30797009	29959258	-2.7
Hexabromobiphenyl	12091267	10565129	-12.6

Standard Cpnd	Column 2		
	Standard Area*	Sample Area	%D
Bromo-Nitrobenzene	31223103	29506516	-5.5
Hexabromobiphenyl	11173293	10760984	-3.7

* Standard Areas taken from Initial Cal Level 3
Initial Calibration Date: 18-JUN-2009
<- Indicates standard response outside Limits (-50 to +100%)

ZB5 Col

ZB35 Col

Aroclor	Peak#	RT	Shift	Area	Amount	Peak#	RT	Shift	Area	Amount	
Aroclor-1016	1	---			0.0	1	6.253	-0.008	10164	0.8	
Aroclor-1016	2	---			0.0	2	6.848	0.006	110380	4.0	
Aroclor-1016	3	---			0.0	3	7.051	0.007	32793	3.0	
Aroclor-1016	4	---			0.0	4	7.217	0.010	42993	6.2	
CollAve: <3 Quant Peaks						Col2Ave: 3.5					
Aroclor-1221	1	---			0.0	1	5.296	0.008	43968	10.3	
Aroclor-1221	2	---			0.0	2	5.563	0.050	609410	238.5	
Aroclor-1221	3	---			0.0	3	5.653	0.034	18436686	2343.5	
Aroclor-1221	NS	---			----	4	7.051	0.006	32793	32.6	
CollAve: <3 Quant Peaks						Col2Ave: 656.2					
Aroclor-1232	1	---			0.0	1	5.653	0.035	18436686	2700.6	
Aroclor-1232	2	---			0.0	2	6.253	-0.008	10164	1.5	
Aroclor-1232	3	---			0.0	3	6.848	0.007	110380	9.1	
Aroclor-1232	4	---			0.0	4	7.051	0.009	32793	6.9	
CollAve: <3 Quant Peaks						Col2Ave: 679.5					
Aroclor-1242	1	---			0.0	1	6.253	-0.006	10164	1.0	
Aroclor-1242	2	6.075	0.001	72947	3.2	2	6.848	0.009	110380	5.6	
Aroclor-1242	3	---			0.0	3	7.051	0.008	32793	4.2	
Aroclor-1242	4	7.327	0.003	75794	9.6	4	7.954	-0.001	32861	8.7	
CollAve: <3 Quant Peaks						Col2Ave: 4.9					
Aroclor-1248	1	6.075	0.002	72947	4.9	1	6.848	0.014	110380	8.6	
Aroclor-1248	2	6.541	0.002	93181	9.0	2	7.283	0.005	77491	9.7	
Aroclor-1248	3	6.809	-0.016	154877	13.2	3	7.655	0.003	99154	9.7	
Aroclor-1248	4	7.381	0.005	268598	15.5	4	8.010	0.001	66593	5.0	
Total CollAve (4 peaks):				10.7	Total Col2Ave (4 peaks):				8.3	RPD = 25	
Corrected Ave (3 peaks):				9.1	Corrected Ave (3 peaks):				7.8	RPD = 16	
Aroclor-1254	1	7.643	0.001	240716	11.6	1	8.246	-0.001	208595	13.9	
Aroclor-1254	2	7.951	0.001	239140	18.1	2	8.656	0.001	121230	11.6	
Aroclor-1254	3	8.059	0.000	425179	17.0	3	8.768	0.001	350806	17.0	
Aroclor-1254	4	8.320	-0.002	567932	21.6	4	8.934	0.003	529947	22.9	
Aroclor-1254	5	8.601	-0.001	478527	30.7	5	9.327	0.002	379759	25.9	
Total CollAve (5 peaks):				19.8	Total Col2Ave (5 peaks):				18.3	RPD = 8	
Corrected Ave (4 peaks):				17.1	Corrected Ave (4 peaks):				16.4	RPD = 4	
Aroclor-1260	1	8.990	-0.001	289338	29.3	1	9.535	0.001	130645	14.6	
Aroclor-1260	2	9.220	0.001	154788	16.4	2	10.022	0.006	575506	22.3	
Aroclor-1260	3	9.470	0.002	404647	17.0	3	10.367	-0.006	342280	55.2	
Aroclor-1260	4	9.747	-0.001	380827	31.3	4	10.420	0.002	272622	17.7	
Aroclor-1260	5	9.869	-0.002	76760	12.3	NS	---			----	
Total CollAve (5 peaks):				21.2	Total Col2Ave (4 peaks):				27.4	RPD = 25	
Corrected Ave (4 peaks):				18.7	Corrected Ave (3 peaks):				18.2	RPD = 3	
Aroclor-1262	1	9.220	0.002	154788	11.1	1	9.860	0.007	489894	31.1	
Aroclor-1262	2	9.470	0.003	404647	12.2	2	10.022	0.005	575506	17.3	
Aroclor-1262	3	9.824	0.005	56928	4.2	3	10.367	-0.004	342280	26.1	
Aroclor-1262	4	9.869	-0.001	76760	5.3	4	10.420	0.002	272622	13.6	
Aroclor-1262	5	10.328	0.019	894270	78.4	5	10.902	0.015	285462	27.5	
Total CollAve (5 peaks):				22.2	Total Col2Ave (5 peaks):				23.1	RPD = 4	
Corrected Ave (4 peaks):				8.2	Corrected Ave (4 peaks):				21.1	RPD = 88*	
Aroclor-1268	1	9.824	0.004	56928	1.5	1	10.367	-0.003	342280	9.9	
Aroclor-1268	2	9.869	0.000	76760	2.1	2	10.420	0.003	272622	8.7	
Aroclor-1268	3	10.127	-0.003	103627	3.7	3	10.687	0.000	277594	11.9	
Aroclor-1268	4	10.655	0.011	271286	3.4	4	11.224	0.010	489495	7.0	
Total CollAve (4 peaks):				2.7	Total Col2Ave (4 peaks):				9.4	RPD = 111*	
Corrected Ave (3 peaks):				2.3	Corrected Ave (3 peaks):				8.5	RPD = 114*	

Total PCB Area Coll (4.283 - 10.814) = 32923889

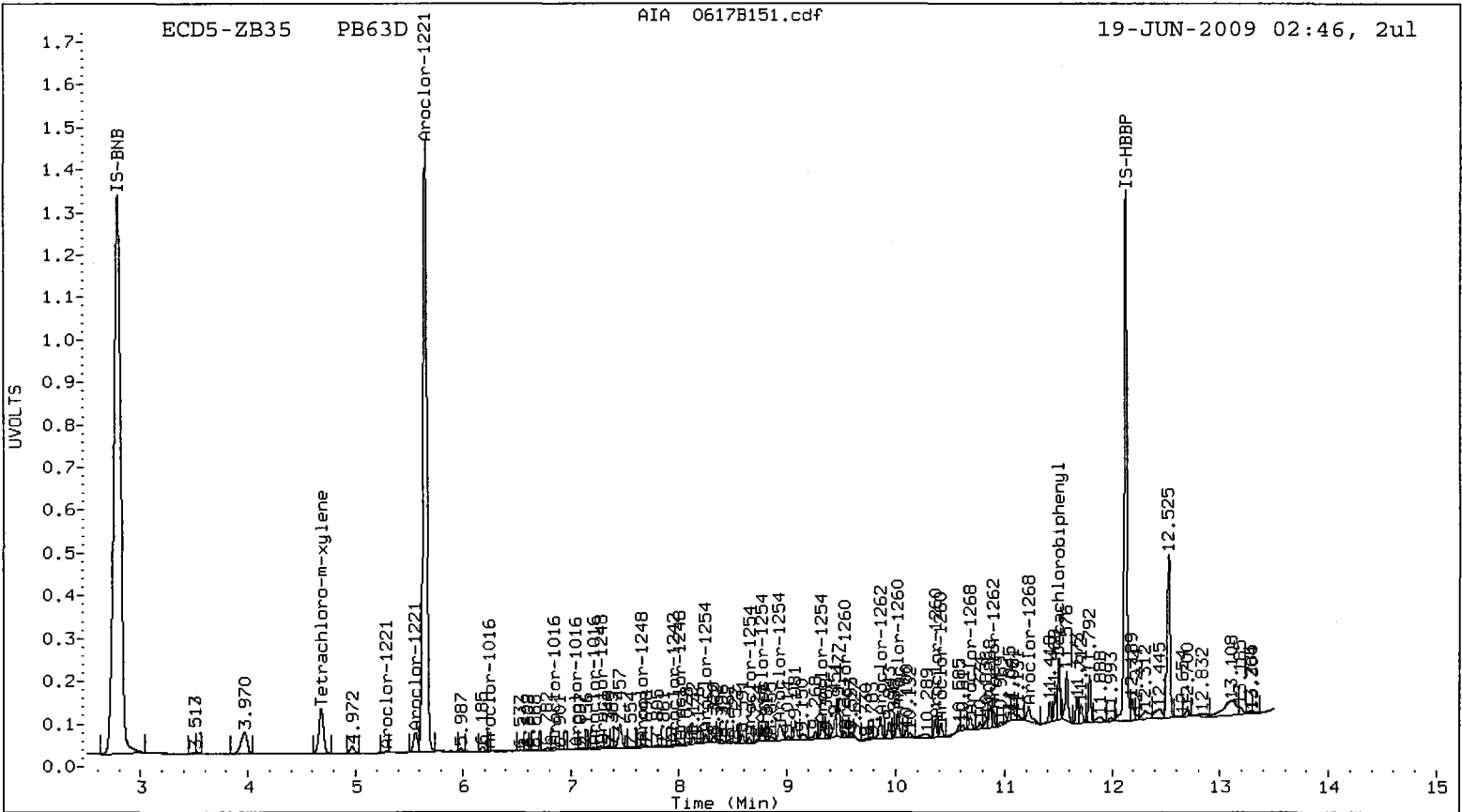
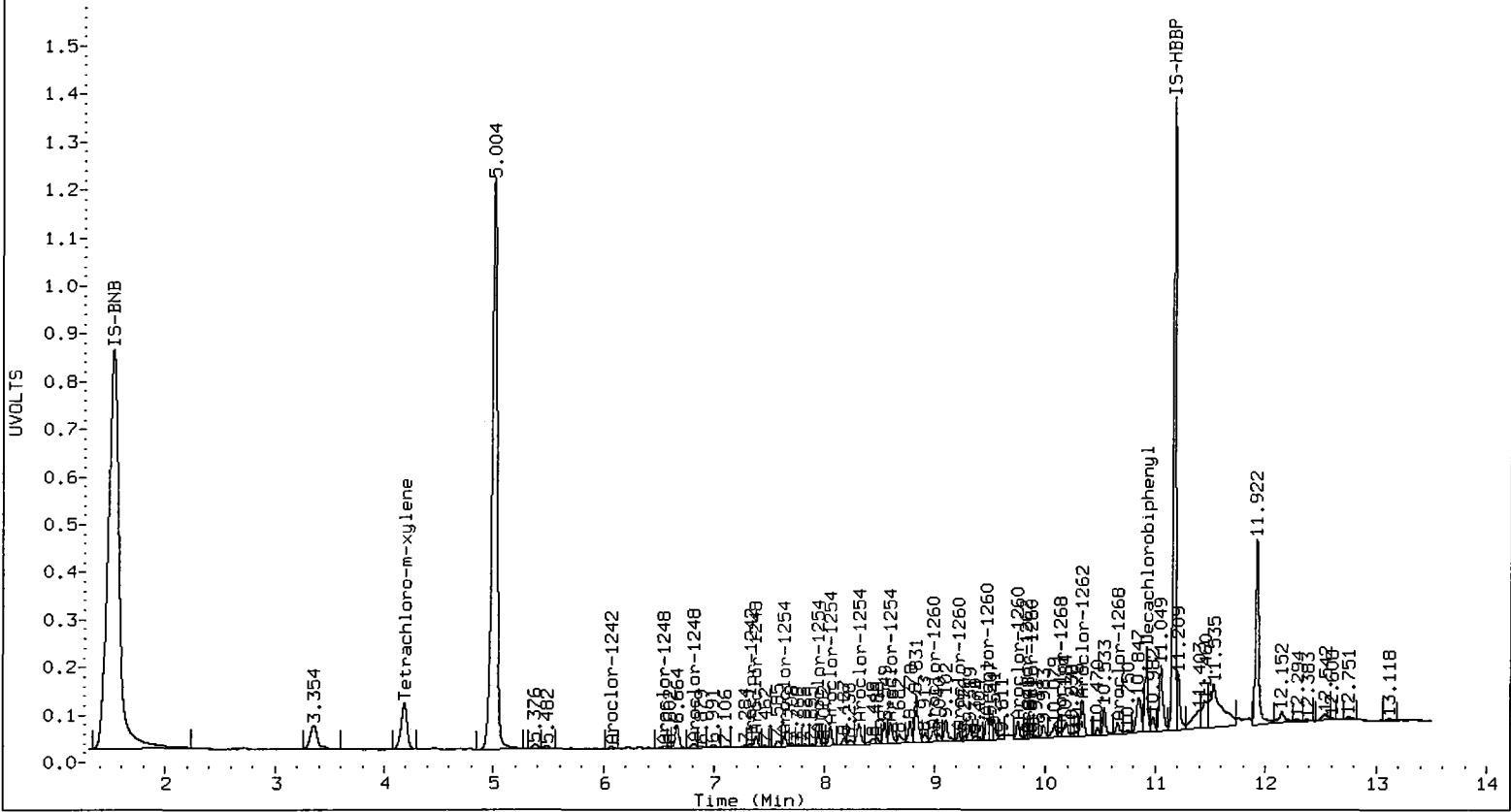
Coll Total PCB = 0.1 ppm*

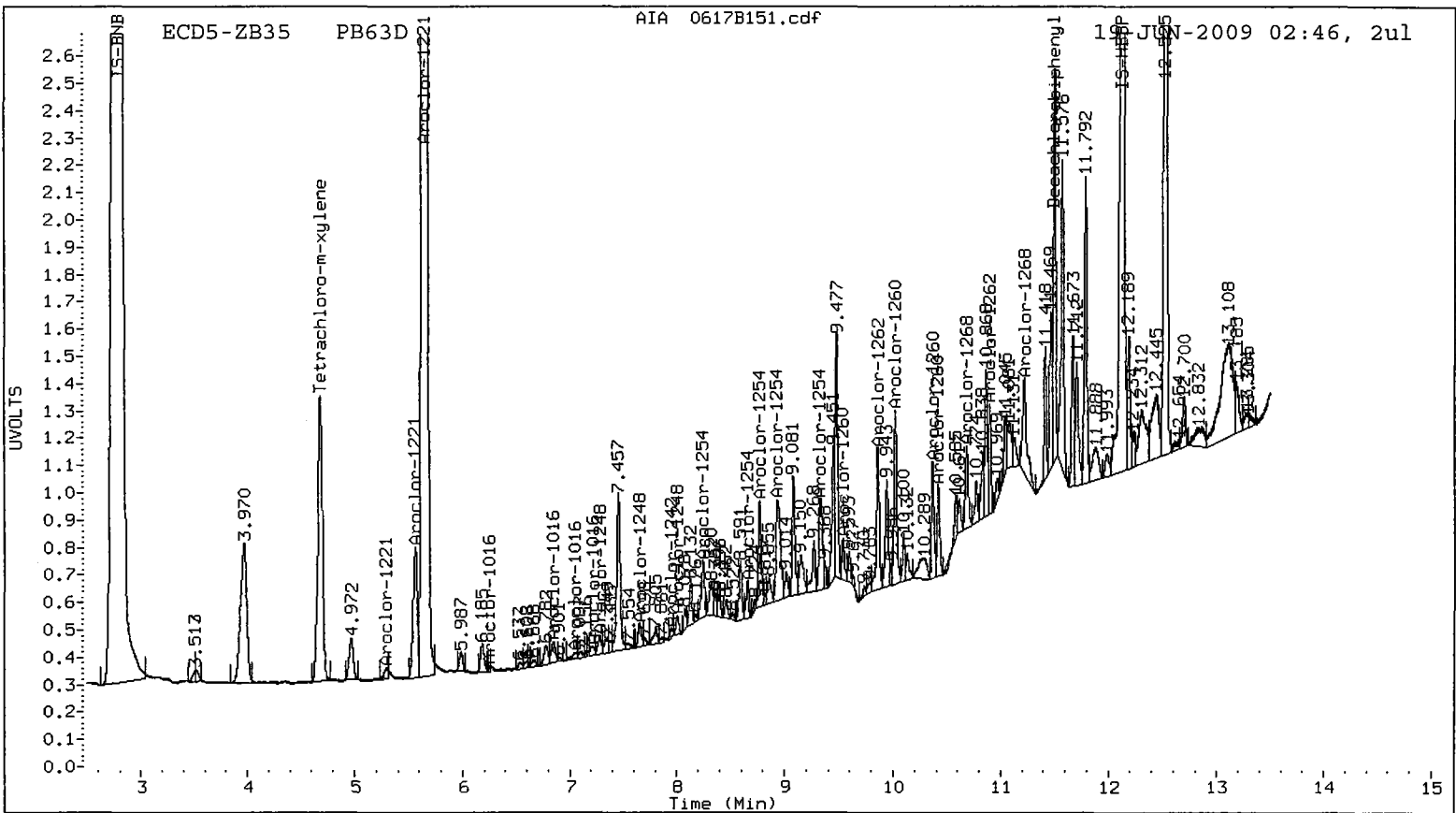
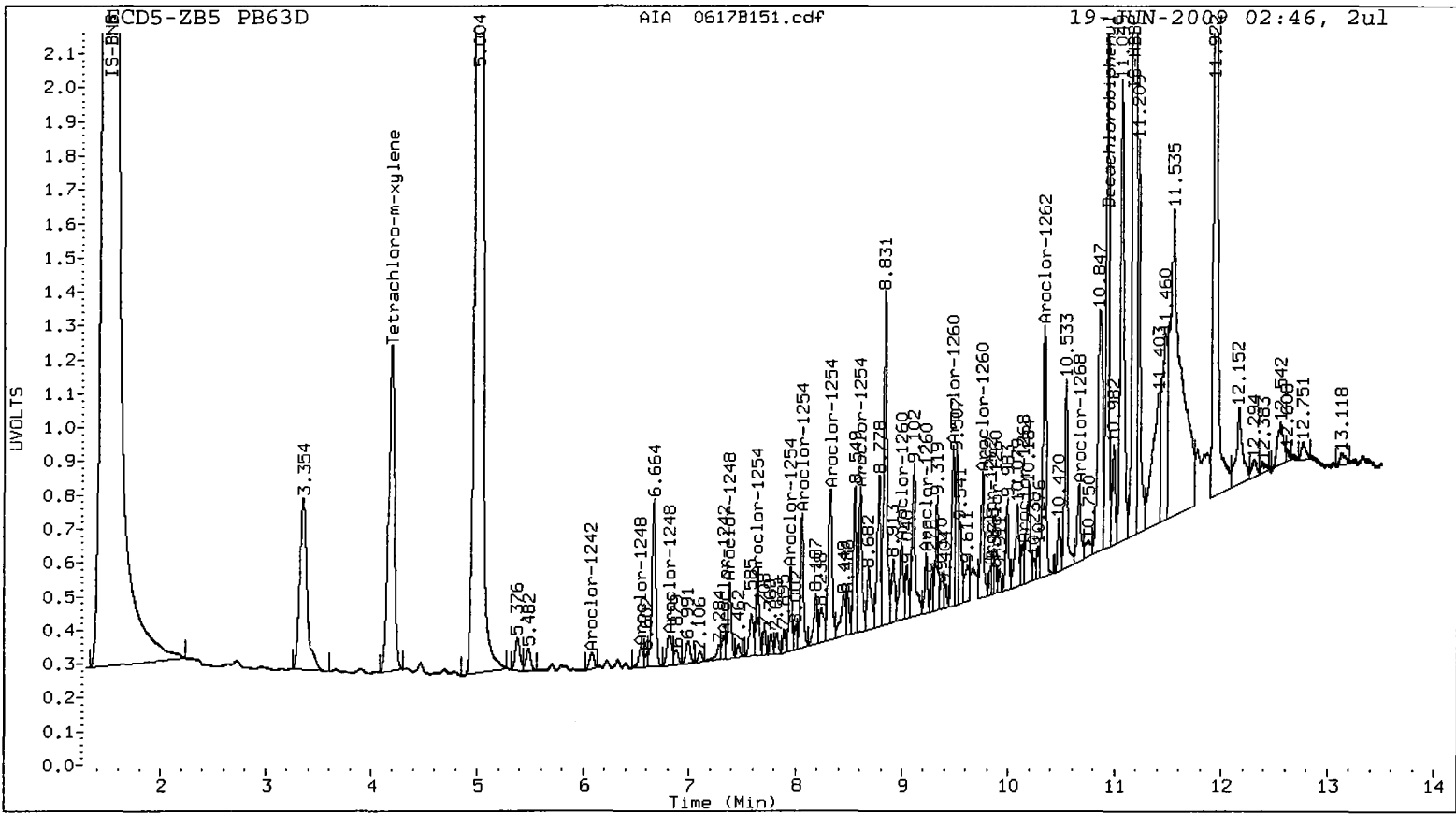
Total PCB Area Col2 (4.776 - 11.401) = 31165249

Col2 Total PCB = 0.2 ppm*

* Quantitated against AR1660 0.25ppm in Ical

PCB-Form 10 Mod.





ORGANICS ANALYSIS DATA SHEET

PSDDA PCB by GC/ECD

Page 1 of 1

Sample ID: 3SED5-B

SAMPLE

Lab Sample ID: PB63E

LIMS ID: 09-12946

Matrix: Sediment

Data Release Authorized: *[Signature]*

Reported: 06/22/09

QC Report No: PB63-ENVIRONMENTAL SCIENCE CORP.

Project: JELD-WEN NORD DOOR

008.0228.00017

Date Sampled: 06/05/09

Date Received: 06/05/09

Date Extracted: 06/12/09

Date Analyzed: 06/19/09 03:38

Instrument/Analyst: ECD5/PKC

GPC Cleanup: No

Sulfur Cleanup: Yes

Acid Cleanup: Yes

Florisil Cleanup: No

Sample Amount: 25.7 g-dry-wt

Final Extract Volume: 1.0 mL

Dilution Factor: 1.00

Silica Gel: Yes

Percent Moisture: 35.1%

CAS Number	Analyte	RL	Result
12674-11-2	Aroclor 1016	3.9	< 3.9 U
53469-21-9	Aroclor 1242	3.9	< 3.9 U
12672-29-6	Aroclor 1248	3.9	< 3.9 U
11097-69-1	Aroclor 1254	3.9	< 3.9 U
11096-82-5	Aroclor 1260	3.9	< 3.9 U
11104-28-2	Aroclor 1221	3.9	< 3.9 U
11141-16-5	Aroclor 1232	3.9	< 3.9 U

Reported in $\mu\text{g}/\text{kg}$ (ppb)

PCB Surrogate Recovery

Decachlorobiphenyl	82.5%
Tetrachlorometaxylene	52.2%

PC
6/22/09

Analytical Resources Inc.
Dual Column PCB Quantitation Report

Data file 1: 20090618.B/0618-1.b/0617B154.d
Data file 2: 20090618.B/0618-2.b/0617B154.d
Method: /chem2/ecd5.i/20090618.B/PCB1.m
Compound Sublist: PCB
Instrument, Inj. Vol.: ecd5.i, 2ul
Quant Method: Internal Std

ARI ID: PB63E
Client ID: 3SED5-B
Injection Date: 19-JUN-2009 03:38
Report Date: 06/19/2009 15:19
Matrix: SOIL
Dilution Factor: 1.000

ZB5 Col			ZB35 Col			ZB5	ZB35	RPD	Compound/Flag
RT	Shift	Response	RT	Shift	Response	on col	on col		
4.189	0.007	8946595	4.683	0.007	8762717	19.7	20.9	6.4	Tetrachloro-m-xylene
10.919	0.005	7262851	11.504	0.002	6201332	33.0	32.9	0.2	Decachlorobiphenyl

- * Indicates RPD > 40%
- M Indicates Column 1 peak was manually integrated
- N Indicates Column 2 peak was manually integrated

SURROGATE PERCENT RECOVERY

SURROGATE	Col1	Col2
Tetrachloro-m-xylene	49.1	52.4
Decachlorobiphenyl	82.4	82.2

INTERNAL STANDARD SUMMARY

Standard Cpnd	Column 1		
	Standard Area*	Sample Area	%D
Bromo-Nitrobenzene	30797009	30503861	-1.0
Hexabromobiphenyl	12091267	10129100	-16.2

Standard Cpnd	Column 2		
	Standard Area*	Sample Area	%D
Bromo-Nitrobenzene	31223103	31725303	1.6
Hexabromobiphenyl	11173293	10220452	-8.5

- * Standard Areas taken from Initial Cal Level 3
Initial Calibration Date: 18-JUN-2009
- <- Indicates standard response outside Limits (-50 to +100%)

ZB5 Col

ZB35 Col

Aroclor	Peak#	RT	Shift	Area	Amount	Peak#	RT	Shift	Area	Amount	
Aroclor-1016	1	5.671	-0.030	943430	93.7	1	6.266	0.005	186630	12.9	
Aroclor-1016	2	6.072	-0.003	245596	7.8	2	6.839	-0.003	337437	11.5	
Aroclor-1016	3	6.233	0.014	145108	10.9	3	7.047	0.003	83499	7.2	
Aroclor-1016	4	6.325	0.000	77862	8.4	4	7.212	0.004	51373	6.9	
Total CollAve (4 peaks):				30.2		Total Col2Ave (4 peaks):				9.6	RPD = 103*
Corrected Ave (3 peaks):				9.0		Corrected Ave (3 peaks):				8.5	RPD = 6
Aroclor-1221	1	---			0.0	1	5.248	-0.040	9829	2.2	
Aroclor-1221	2	4.686	-0.006	335522	109.1	2	5.564	0.051	977286	355.8	
Aroclor-1221	3	4.768	-0.021	241328	23.1	3	5.654	0.035	2851322	337.1	
Aroclor-1221	NS	---			----	4	7.047	0.002	83499	77.1	
CollAve: <3 Quant Peaks						Col2Ave: 193.0					
Aroclor-1232	1	4.768	-0.017	241328	27.4	1	5.654	0.037	2851322	388.5	
Aroclor-1232	2	5.671	-0.027	943430	207.6	2	6.266	0.005	186630	26.3	
Aroclor-1232	3	6.072	-0.002	245596	18.1	3	6.839	-0.002	337437	25.8	
Aroclor-1232	4	6.233	0.015	145108	25.7	4	7.047	0.005	83499	16.4	
Total CollAve (4 peaks):				69.7		Total Col2Ave (4 peaks):				114.2	RPD = 48*
Corrected Ave (3 peaks):				23.7		Corrected Ave (3 peaks):				22.8	RPD = 4
Aroclor-1242	1	5.671	-0.029	943430	124.5	1	6.266	0.007	186630	17.5	
Aroclor-1242	2	6.072	-0.001	245596	10.5	2	6.839	0.000	337437	15.9	
Aroclor-1242	3	6.233	0.014	145108	14.7	3	7.047	0.004	83499	9.9	
Aroclor-1242	4	7.326	0.002	342931	42.7	4	7.956	0.002	95618	23.5	
Total CollAve (4 peaks):				48.1		Total Col2Ave (4 peaks):				16.7	RPD = 97*
Corrected Ave (3 peaks):				22.6		Corrected Ave (3 peaks):				14.4	RPD = 44*
Aroclor-1248	1	6.072	0.000	245596	16.2	1	6.839	0.005	337437	24.4	
Aroclor-1248	2	6.539	0.000	225993	21.6	2	7.280	0.002	166731	19.3	
Aroclor-1248	3	6.822	-0.003	294308	24.7	3	7.653	0.001	157827	14.4	
Aroclor-1248	4	7.381	0.005	609360	34.4	4	8.011	0.002	239423	16.9	
Total CollAve (4 peaks):				24.2		Total Col2Ave (4 peaks):				18.7	RPD = 26
Corrected Ave (3 peaks):				20.8		Corrected Ave (3 peaks):				16.9	RPD = 21
Aroclor-1254	1	7.644	0.001	540420	25.7	1	8.247	0.000	608595	37.7	
Aroclor-1254	2	7.953	0.003	768157	57.1	2	8.656	0.001	232554	20.7	
Aroclor-1254	3	8.057	-0.002	1076109	42.2	3	8.768	0.001	786384	35.5	
Aroclor-1254	4	8.320	-0.002	933254	34.9	4	8.939	0.008	1162444	46.8	
Aroclor-1254	5	8.602	0.000	508233	32.0	5	9.330	0.005	538164	34.1	
Total CollAve (5 peaks):				38.4		Total Col2Ave (5 peaks):				35.0	RPD = 9
Corrected Ave (4 peaks):				33.7		Corrected Ave (4 peaks):				32.0	RPD = 5
Aroclor-1260	1	8.991	0.001	290769	30.7	1	9.534	0.001	235684	27.6	
Aroclor-1260	2	9.219	0.000	271436	29.9	2	10.022	0.005	720964	29.4	
Aroclor-1260	3	9.470	0.002	487207	21.3	3	10.367	-0.006	1117987	189.8	
Aroclor-1260	4	9.749	0.000	384869	32.9	4	10.418	0.000	440468	30.1	
Aroclor-1260	5	9.873	0.002	195357	32.6	NS	---			----	
Total CollAve (5 peaks):				29.5		Total Col2Ave (4 peaks):				69.2	RPD = 80*
Corrected Ave (4 peaks):				28.6		Corrected Ave (3 peaks):				29.0	RPD = 1
Aroclor-1262	1	9.219	0.001	271436	20.3	1	9.858	0.005	435804	29.2	
Aroclor-1262	2	9.470	0.003	487207	15.3	2	10.022	0.005	720964	22.8	
Aroclor-1262	3	9.824	0.004	185540	14.2	3	10.367	-0.004	1117987	89.7	
Aroclor-1262	4	9.873	0.003	195357	14.0	4	10.418	0.000	440468	23.2	
Aroclor-1262	5	10.326	0.016	2031544	185.8	5	10.901	0.014	572027	58.0	
Total CollAve (5 peaks):				49.9		Total Col2Ave (5 peaks):				44.6	RPD = 11
Corrected Ave (4 peaks):				16.0		Corrected Ave (4 peaks):				33.3	RPD = 70*
Aroclor-1268	1	9.824	0.004	185540	5.1	1	10.367	-0.003	1117987	33.9	
Aroclor-1268	2	9.873	0.004	195357	5.6	2	10.418	0.001	440468	14.8	
Aroclor-1268	3	10.180	0.049	883449	32.6	3	10.688	0.001	467087	21.0	
Aroclor-1268	4	10.653	0.009	353336	4.6	4	11.204	-0.010	433885	6.5	
Total CollAve (4 peaks):				12.0		Total Col2Ave (4 peaks):				19.1	RPD = 46*
Corrected Ave (3 peaks):				5.1		Corrected Ave (3 peaks):				14.1	RPD = 94*

Total PCB Area Col1 (4.283 - 10.814) = 32244629

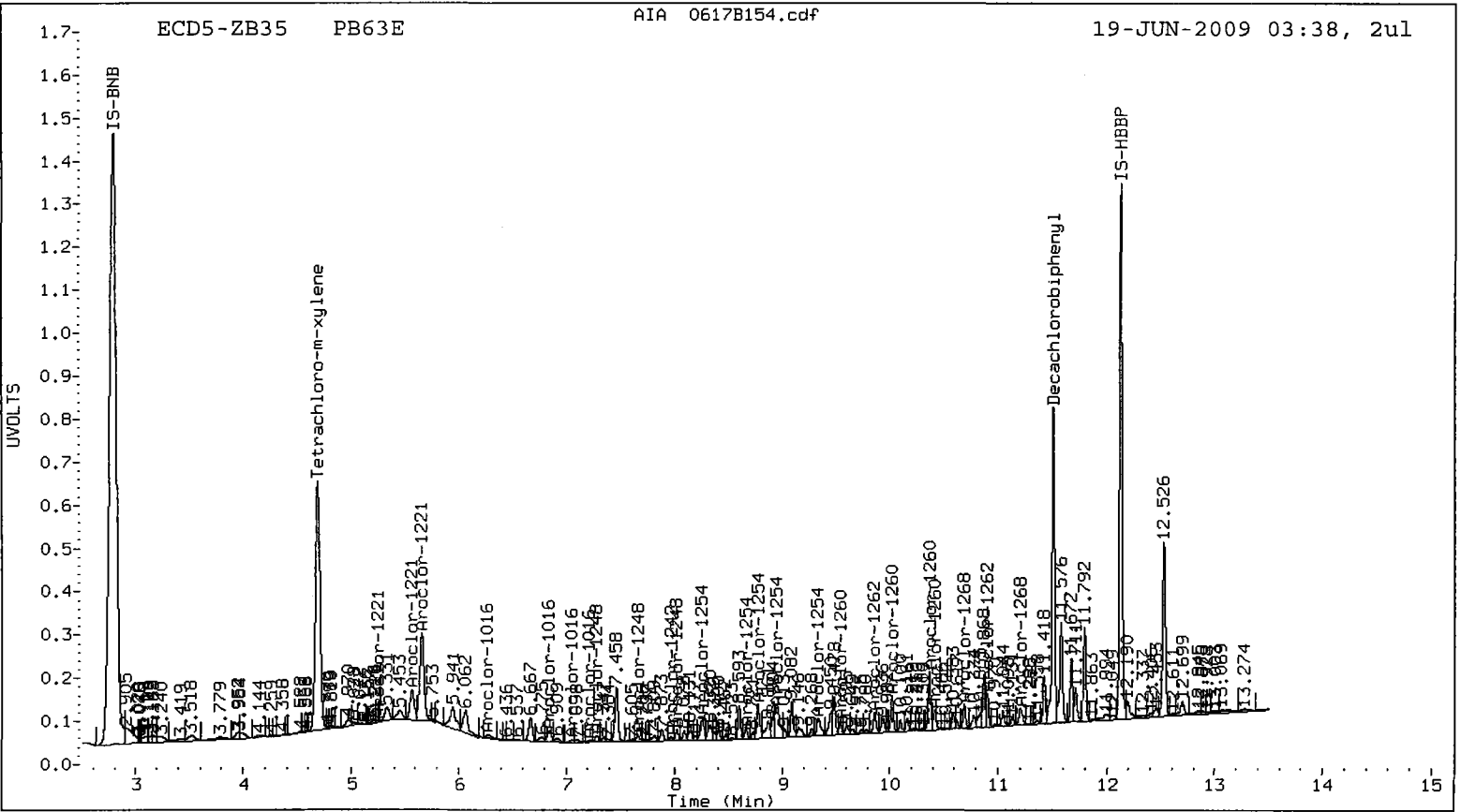
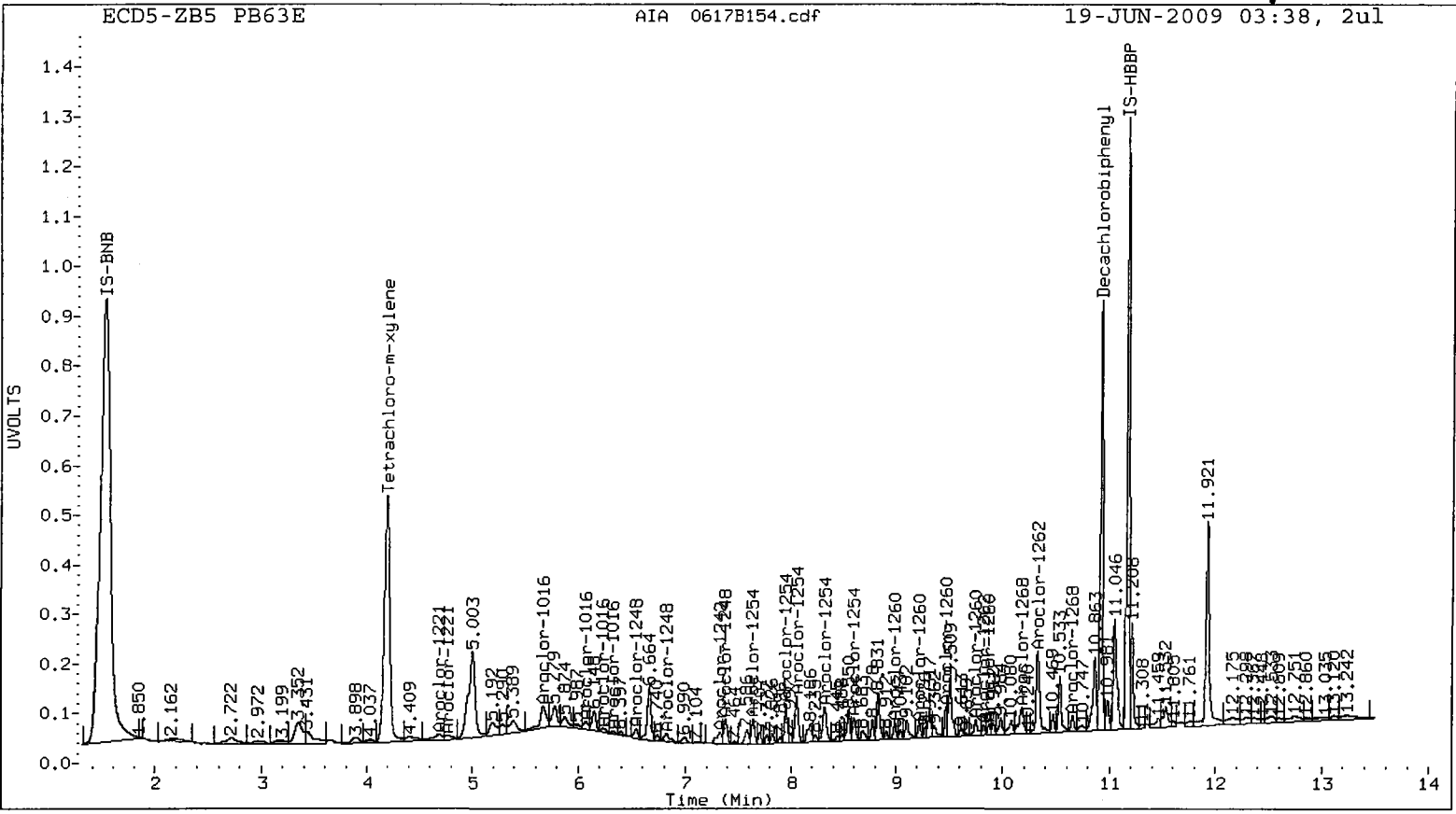
Col1 Total PCB = 0.1 ppm*

Total PCB Area Col2 (4.776 - 11.401) = 29936892

Col2 Total PCB = 0.1 ppm*

* Quantitated against AR1660 0.25ppm in Ical

PCB-Form 10 Mod.



ORGANICS ANALYSIS DATA SHEET

PSDDA PCB by GC/ECD

Page 1 of 1

Sample ID: 3SED5-C

SAMPLE

Lab Sample ID: PB63F

LIMS ID: 09-12947

Matrix: Sediment

Data Release Authorized: *B*

Reported: 06/22/09

QC Report No: PB63-ENVIRONMENTAL SCIENCE CORP.

Project: JELD-WEN NORD DOOR

008.0228.00017

Date Sampled: 06/05/09

Date Received: 06/05/09

Date Extracted: 06/12/09

Date Analyzed: 06/19/09 03:55

Instrument/Analyst: ECD5/PKC

GPC Cleanup: No

Sulfur Cleanup: Yes

Acid Cleanup: Yes

Florisil Cleanup: No

Sample Amount: 25.3 g-dry-wt

Final Extract Volume: 1.0 mL

Dilution Factor: 1.00

Silica Gel: Yes

Percent Moisture: 35.6%

CAS Number	Analyte	RL	Result
12674-11-2	Aroclor 1016	4.0	< 4.0 U
53469-21-9	Aroclor 1242	4.0	< 4.0 U
12672-29-6	Aroclor 1248	4.0	< 4.0 U
11097-69-1	Aroclor 1254	4.0	< 4.0 U
11096-82-5	Aroclor 1260	4.0	< 4.0 U
11104-28-2	Aroclor 1221	4.0	< 4.0 U
11141-16-5	Aroclor 1232	4.0	< 4.0 U

Reported in $\mu\text{g}/\text{kg}$ (ppb)

PCB Surrogate Recovery

Decachlorobiphenyl	92.8%
Tetrachlorometaxylene	57.2%

PC
6/22/09

Analytical Resources Inc.
Dual Column PCB Quantitation Report

Data file 1: 20090618.B/0618-1.b/0617B155.d
Data file 2: 20090618.B/0618-2.b/0617B155.d
Method: /chem2/ecd5.i/20090618.B/PCB1.m
Compound Sublist: PCB
Instrument, Inj. Vol.: ecd5.i, 2ul
Quant Method: Internal Std

ARI ID: PB63F
Client ID: 3SED5-C
Injection Date: 19-JUN-2009 03:55
Report Date: 06/19/2009 15:19
Matrix: SOIL
Dilution Factor: 1.000

RT	ZB5 Col Shift	ZB5 Col Response	RT	ZB35 Col Shift	ZB35 Col Response	ZB5 on col	ZB35 on col	RPD	Compound/Flag
4.191	0.008	9518961	4.685	0.009	9369969	21.1	22.9	8.2	Tetrachloro-m-xylene
10.918	0.004	7917374	11.503	0.002	6392222	37.1	34.9	6.1	Decachlorobiphenyl

- * Indicates RPD > 40%
- M Indicates Column 1 peak was manually integrated
- N Indicates Column 2 peak was manually integrated

SURROGATE PERCENT RECOVERY

SURROGATE	Col1	Col2
Tetrachloro-m-xylene	52.8	57.3
Decachlorobiphenyl	92.7	87.2

INTERNAL STANDARD SUMMARY

Standard Cpnd	Column 1		
	Standard Area*	Sample Area	%D
Bromo-Nitrobenzene	30797009	30182912	-2.0
Hexabromobiphenyl	12091267	9813470	-18.8

Standard Cpnd	Column 2		
	Standard Area*	Sample Area	%D
Bromo-Nitrobenzene	31223103	30983396	-0.8
Hexabromobiphenyl	11173293	9926522	-11.2

* Standard Areas taken from Initial Cal Level 3
Initial Calibration Date: 18-JUN-2009
<- Indicates standard response outside Limits (-50 to +100%)

ZB5 Col

ZB35 Col

Aroclor	Peak#	RT	Shift	Area	Amount	Peak#	RT	Shift	Area	Amount
Aroclor-1016	1	5.672	-0.029	713615	71.7	1	6.266	0.005	235324	16.6
Aroclor-1016	2	6.074	-0.001	216582	7.0	2	6.840	-0.002	321825	11.2
Aroclor-1016	3	6.234	0.015	170819	13.0	3	7.045	0.001	71267	6.3
Aroclor-1016	4	6.395	0.070	116331	12.7	4	7.210	0.002	67131	9.3
Total CollAve (4 peaks):				26.1		Total Col2Ave (4 peaks):				10.8 RPD = 83*
Corrected Ave (3 peaks):				10.9		Corrected Ave (3 peaks):				8.9 RPD = 20
Aroclor-1221	1	4.465	-0.063	170909	40.1	1	5.331	0.043	659391	147.8
Aroclor-1221	2	4.688	-0.004	255168	83.9	2	5.564	0.050	1354397	504.8
Aroclor-1221	3	4.784	-0.004	149171	14.4	3	5.654	0.034	2502516	302.9
Aroclor-1221	NS	---	---	---	---	4	7.045	0.000	71267	67.4
Total CollAve (3 peaks):				46.1		Total Col2Ave (4 peaks):				255.7 RPD = 139*
Corrected Ave: < 3 Peaks						Corrected Ave (3 peaks):				172.7
Aroclor-1232	1	4.784	0.000	149171	17.1	1	5.654	0.036	2502516	349.1
Aroclor-1232	2	5.672	-0.026	713615	158.7	2	6.266	0.004	235324	33.9
Aroclor-1232	3	6.074	0.000	216582	16.1	3	6.840	-0.001	321825	25.2
Aroclor-1232	4	6.234	0.015	170819	30.6	4	7.045	0.003	71267	14.4
Total CollAve (4 peaks):				55.6		Total Col2Ave (4 peaks):				105.6 RPD = 62*
Corrected Ave (3 peaks):				21.3		Corrected Ave (3 peaks):				24.5 RPD = 14
Aroclor-1242	1	5.672	-0.029	713615	95.1	1	6.266	0.007	235324	22.6
Aroclor-1242	2	6.074	0.000	216582	9.4	2	6.840	0.001	321825	15.5
Aroclor-1242	3	6.234	0.014	170819	17.5	3	7.045	0.002	71267	8.6
Aroclor-1242	4	7.325	0.001	288903	36.3	4	7.956	0.001	132188	33.3
Total CollAve (4 peaks):				39.6		Total Col2Ave (4 peaks):				20.0 RPD = 66*
Corrected Ave (3 peaks):				21.1		Corrected Ave (3 peaks):				15.6 RPD = 30
Aroclor-1248	1	6.074	0.002	216582	14.4	1	6.840	0.006	321825	23.8
Aroclor-1248	2	6.538	-0.001	191466	18.5	2	7.280	0.002	190992	22.7
Aroclor-1248	3	6.824	-0.002	304818	25.9	3	7.654	0.002	185550	17.4
Aroclor-1248	4	7.381	0.005	710039	40.6	4	8.011	0.002	266179	19.2
Total CollAve (4 peaks):				24.8		Total Col2Ave (4 peaks):				20.8 RPD = 18
Corrected Ave (3 peaks):				19.6		Corrected Ave (3 peaks):				19.8 RPD = 1
Aroclor-1254	1	7.644	0.002	621395	29.8	1	8.246	-0.001	694455	44.1
Aroclor-1254	2	7.953	0.002	847286	63.6	2	8.655	0.000	264033	24.1
Aroclor-1254	3	8.059	0.000	1213138	48.0	3	8.767	0.000	916385	42.4
Aroclor-1254	4	8.319	-0.003	1169661	44.2	4	8.940	0.009	1572368	64.8
Aroclor-1254	5	8.601	-0.001	621647	39.6	5	9.329	0.005	639220	41.5
Total CollAve (5 peaks):				45.0		Total Col2Ave (5 peaks):				43.4 RPD = 4
Corrected Ave (4 peaks):				40.4		Corrected Ave (4 peaks):				38.0 RPD = 6
Aroclor-1260	1	8.991	0.000	349083	38.1	1	9.535	0.001	278955	33.7
Aroclor-1260	2	9.219	0.001	294047	33.5	2	10.023	0.006	933214	39.2
Aroclor-1260	3	9.470	0.002	554464	25.1	3	10.366	-0.007	1438220	251.4
Aroclor-1260	4	9.749	0.000	453721	40.1	4	10.417	-0.002	571776	40.2
Aroclor-1260	5	9.847	-0.024	892545	153.8	NS	---	---	---	---
Total CollAve (5 peaks):				58.1		Total Col2Ave (4 peaks):				91.1 RPD = 44*
Corrected Ave (4 peaks):				34.2		Corrected Ave (3 peaks):				37.7 RPD = 10
Aroclor-1262	1	9.219	0.002	294047	22.7	1	9.859	0.006	505609	34.8
Aroclor-1262	2	9.470	0.002	554464	17.9	2	10.023	0.006	933214	30.4
Aroclor-1262	3	9.847	0.027	892545	70.6	3	10.366	-0.005	1438220	118.9
Aroclor-1262	4	---	---	---	0.0	4	10.417	-0.001	571776	31.0
Aroclor-1262	5	10.324	0.015	2920447	275.7	5	10.902	0.015	907501	94.8
Total CollAve (4 peaks):				96.7		Total Col2Ave (5 peaks):				62.0 RPD = 44*
Corrected Ave (3 peaks):				37.1		Corrected Ave (4 peaks):				47.8 RPD = 25
Aroclor-1268	1	9.847	0.027	892545	25.6	1	10.366	-0.004	1438220	44.9
Aroclor-1268	2	---	---	---	0.0	2	10.417	0.000	571776	19.8
Aroclor-1268	3	10.127	-0.003	145841	5.6	3	10.687	0.000	964646	44.8
Aroclor-1268	4	10.651	0.007	380365	5.1	4	11.216	0.002	802931	12.4
Total CollAve (3 peaks):				12.1		Total Col2Ave (4 peaks):				30.5 RPD = 87*

Corrected Ave: < 3 Peaks

Corrected Ave (3 peaks): 25.7

Total PCB Area Col1 (4.283 - 10.814) = 39906287

Col1 Total PCB = 0.2 ppm*

Total PCB Area Col2 (4.776 - 11.401) = 38456855

Col2 Total PCB = 0.2 ppm*

* Quantitated against AR1660 0.25ppm in Ical

PCB-Form 10 Mod.

F553 : 00848

ORGANICS ANALYSIS DATA SHEET

PSDDA PCB by GC/ECD

Page 1 of 1


Sample ID: 3SED10-A

SAMPLE

Lab Sample ID: PB63G

LIMS ID: 09-12948

Matrix: Sediment

Data Release Authorized: 

Reported: 06/22/09

QC Report No: PB63-ENVIRONMENTAL SCIENCE CORP.

Project: JELD-WEN NORD DOOR

008.0228.00017

Date Sampled: 06/05/09

Date Received: 06/05/09

Date Extracted: 06/12/09

Date Analyzed: 06/19/09 04:12

Instrument/Analyst: ECD5/PKC

GPC Cleanup: No

Sulfur Cleanup: Yes

Acid Cleanup: Yes

Florisil Cleanup: No

Sample Amount: 25.8 g-dry-wt

Final Extract Volume: 1.0 mL

Dilution Factor: 1.00

Silica Gel: Yes

Percent Moisture: 14.9%

CAS Number	Analyte	RL	Result
12674-11-2	Aroclor 1016	3.9	< 3.9 U
53469-21-9	Aroclor 1242	3.9	< 3.9 U
12672-29-6	Aroclor 1248	3.9	< 3.9 U
11097-69-1	Aroclor 1254	3.9	< 3.9 U
11096-82-5	Aroclor 1260	3.9	< 3.9 U
11104-28-2	Aroclor 1221	3.9	< 3.9 U
11141-16-5	Aroclor 1232	3.9	< 3.9 U

Reported in $\mu\text{g}/\text{kg}$ (ppb)

PCB Surrogate Recovery

Decachlorobiphenyl	87.8%
Tetrachlorometaxylene	55.5%

Analytical Resources Inc.
Dual Column PCB Quantitation Report

PC
6/22/09

Data file 1: 20090618.B/0618-1.b/0617B156.d
Data file 2: 20090618.B/0618-2.b/0617B156.d
Method: /chem2/ecd5.i/20090618.B/PCB1.m
Compound Sublist: PCB
Instrument, Inj. Vol.: ecd5.i, 2ul
Quant Method: Internal Std

ARI ID: PB63G
Client ID: 3SED10-A
Injection Date: 19-JUN-2009 04:12
Report Date: 06/19/2009 15:19
Matrix: SOIL
Dilution Factor: 1.000

RT	ZB5 Col Shift Response	ZB35 Col Shift Response	RT	ZB5 on col	ZB35 on col	RPD	Compound/Flag
4.192	0.010 9122545	4.685 0.009 9551452	18.5	22.2	18.3	Tetrachloro-m-xylene	
10.917	0.003 8077090	11.502 0.001 6691596	35.1	32.9	6.5	Decachlorobiphenyl	

- * Indicates RPD > 40%
- M Indicates Column 1 peak was manually integrated
- N Indicates Column 2 peak was manually integrated

SURROGATE PERCENT RECOVERY

SURROGATE	Col1	Col2
Tetrachloro-m-xylene	46.3	55.6
Decachlorobiphenyl	87.8	82.3

INTERNAL STANDARD SUMMARY

Standard Cpnd	Column 1		
	Standard Area*	Sample Area	%D
Bromo-Nitrobenzene	30797009	33035279	7.3
Hexabromobiphenyl	12091267	10573197	-12.6

Standard Cpnd	Column 2		
	Standard Area*	Sample Area	%D
Bromo-Nitrobenzene	31223103	32564649	4.3
Hexabromobiphenyl	11173293	11017530	-1.4

- * Standard Areas taken from Initial Cal Level 3
Initial Calibration Date: 18-JUN-2009
- <- Indicates standard response outside Limits (-50 to +100%)

ZB5 Col

ZB35 Col

Aroclor	Peak#	RT	Shift	Area	Amount	Peak#	RT	Shift	Area	Amount
Aroclor-1016	1	5.673	-0.028	1485626	136.3	1	6.267	0.006	85933	5.8
Aroclor-1016	2	6.076	0.001	314525	9.2	2	6.848	0.005	361379	12.0
Aroclor-1016	3	6.235	0.016	178319	12.4	3	7.047	0.004	97221	8.2
Aroclor-1016	4	6.326	0.001	96821	9.7	4	7.210	0.003	64462	8.5
Total CollAve (4 peaks):				41.9		Total Col2Ave (4 peaks):				8.6 RPD = 132*
Corrected Ave (3 peaks):				10.4		Corrected Ave (3 peaks):				7.5 RPD = 33
Aroclor-1221	1	4.474	-0.053	363049	77.8	1	5.260	-0.028	3806	0.8
Aroclor-1221	2	4.677	-0.015	320045	96.1	2	5.492	-0.021	12168	4.3
Aroclor-1221	3	4.766	-0.023	1156778	102.2	3	5.654	0.035	4303036	495.6
Aroclor-1221	NS	---	---	---	---	4	7.047	0.003	97221	87.5
Total CollAve (3 peaks):				92.0		Total Col2Ave (4 peaks):				147.1 RPD = 46*
Corrected Ave: < 3 Peaks						Corrected Ave (3 peaks):				30.9
Aroclor-1232	1	4.766	-0.019	1156778	121.4	1	5.654	0.037	4303036	571.1
Aroclor-1232	2	5.673	-0.025	1485626	301.8	2	6.267	0.006	85933	11.8
Aroclor-1232	3	6.076	0.001	314525	21.4	3	6.848	0.007	361379	26.9
Aroclor-1232	4	6.235	0.016	178319	29.2	4	7.047	0.006	97221	18.7
Total CollAve (4 peaks):				118.4		Total Col2Ave (4 peaks):				157.1 RPD = 28
Corrected Ave (3 peaks):				57.3		Corrected Ave (3 peaks):				19.1 RPD = 100*
Aroclor-1242	1	5.673	-0.028	1485626	181.0	1	6.267	0.008	85933	7.9
Aroclor-1242	2	6.076	0.002	314525	12.5	2	6.848	0.008	361379	16.6
Aroclor-1242	3	6.235	0.016	178319	16.7	3	7.047	0.005	97221	11.2
Aroclor-1242	4	7.325	0.002	376353	43.2	4	7.950	-0.005	343860	82.5
Total CollAve (4 peaks):				63.3		Total Col2Ave (4 peaks):				29.5 RPD = 73*
Corrected Ave (3 peaks):				24.1		Corrected Ave (3 peaks):				11.9 RPD = 68*
Aroclor-1248	1	6.076	0.003	314525	19.2	1	6.848	0.014	361379	25.4
Aroclor-1248	2	6.539	0.000	769617	67.8	2	7.279	0.001	252519	28.5
Aroclor-1248	3	6.823	-0.003	274736	21.3	3	7.655	0.003	402458	35.8
Aroclor-1248	4	7.383	0.007	1026649	53.6	4	8.012	0.003	455089	31.2
Total CollAve (4 peaks):				40.5		Total Col2Ave (4 peaks):				30.3 RPD = 29
Corrected Ave (3 peaks):				31.4		Corrected Ave (3 peaks):				28.4 RPD = 10
Aroclor-1254	1	7.645	0.003	939194	41.2	1	8.248	0.001	1000644	60.5
Aroclor-1254	2	7.953	0.003	1369172	93.9	2	8.656	0.002	387629	33.6
Aroclor-1254	3	8.056	-0.003	5225934	189.0	3	8.768	0.001	1335652	58.8
Aroclor-1254	4	8.320	-0.002	2119814	73.1	4	8.937	0.007	2475633	97.1
Aroclor-1254	5	8.602	0.000	1209816	70.4	5	9.331	0.006	1059311	65.4
Total CollAve (5 peaks):				93.5		Total Col2Ave (5 peaks):				63.1 RPD = 39
Corrected Ave (4 peaks):				69.6		Corrected Ave (4 peaks):				54.6 RPD = 24
Aroclor-1260	1	8.991	0.001	707197	71.6	1	9.535	0.001	484864	52.8
Aroclor-1260	2	9.220	0.001	659954	69.7	2	10.024	0.008	2151882	81.4
Aroclor-1260	3	9.506	0.038	3739068	156.8	3	10.366	-0.008	2545478	400.9
Aroclor-1260	4	9.749	0.001	694675	57.0	4	10.416	-0.002	1112638	70.5
Aroclor-1260	5	9.874	0.003	466984	74.7	NS	---	---	---	---
Total CollAve (5 peaks):				86.0		Total Col2Ave (4 peaks):				151.4 RPD = 55*
Corrected Ave (4 peaks):				68.2		Corrected Ave (3 peaks):				68.2 RPD = 0
Aroclor-1262	1	9.220	0.002	659954	47.3	1	9.860	0.006	974530	60.5
Aroclor-1262	2	9.506	0.039	3739068	112.3	2	10.024	0.007	2151882	63.2
Aroclor-1262	3	9.824	0.005	435645	32.0	3	10.366	-0.006	2545478	189.5
Aroclor-1262	4	9.874	0.003	466984	32.1	4	10.416	-0.002	1112638	54.3
Aroclor-1262	5	10.325	0.016	7534792	660.2	5	10.902	0.015	2354388	221.6
Total CollAve (5 peaks):				176.8		Total Col2Ave (5 peaks):				117.8 RPD = 40*
Corrected Ave (4 peaks):				55.9		Corrected Ave (4 peaks):				91.9 RPD = 49*
Aroclor-1268	1	9.824	0.004	435645	11.6	1	10.366	-0.004	2545478	71.6
Aroclor-1268	2	9.874	0.004	466984	12.9	2	10.416	-0.001	1112638	34.7
Aroclor-1268	3	10.128	-0.003	347216	12.3	3	10.687	0.000	2128050	89.0
Aroclor-1268	4	10.651	0.007	372935	4.6	4	11.203	-0.011	939184	13.1
Total CollAve (4 peaks):				10.3		Total Col2Ave (4 peaks):				52.1 RPD = 134*

100
RWD 11/14

LPL

Corrected Ave (3 peaks): 9.5 Corrected Ave (3 peaks): 39.8 RPD = 123*


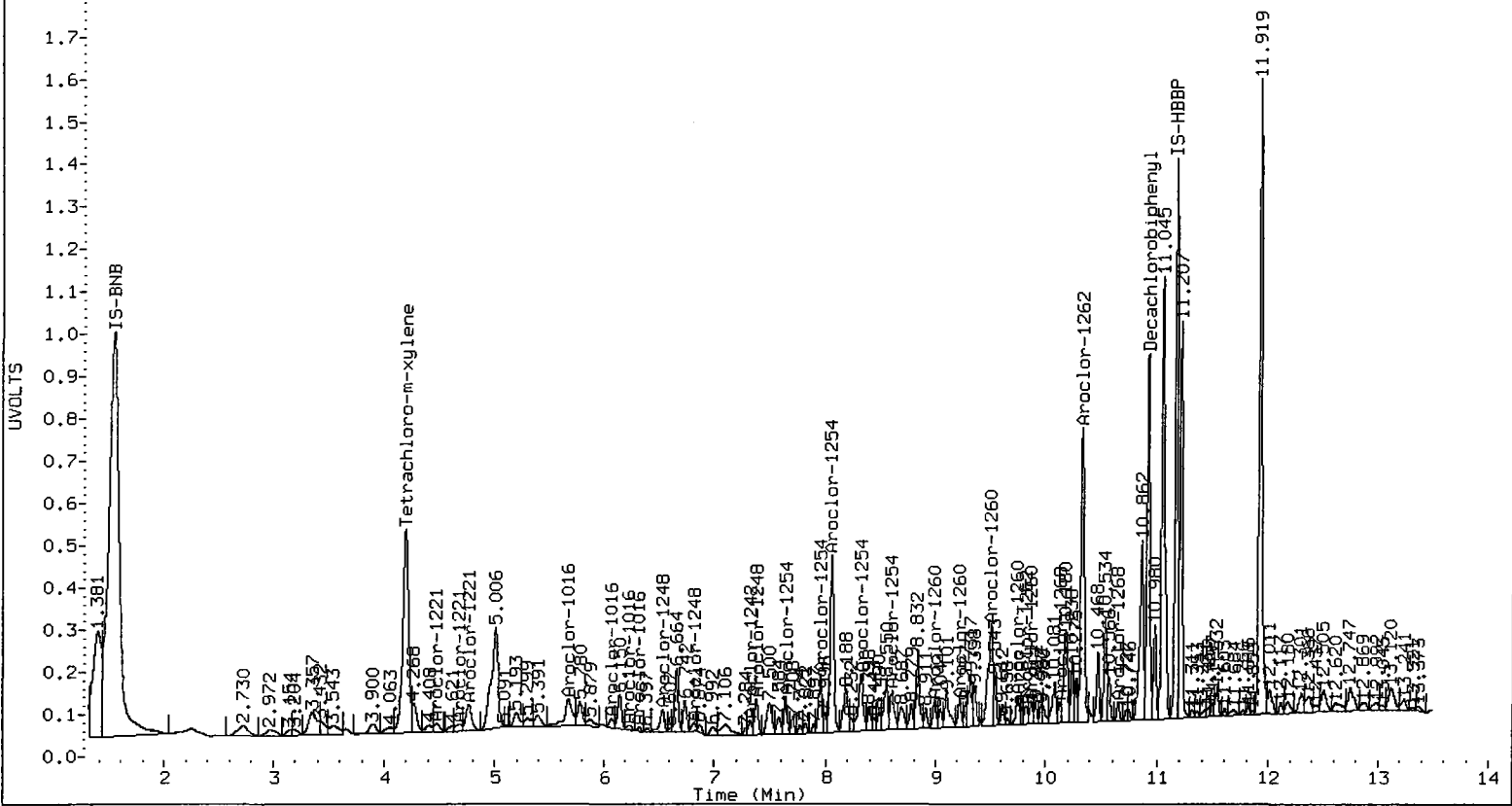
Total PCB Area Col1 (4.283 - 10.814) = 75774312 Col1 Total PCB = 0.3 ppm*

Total PCB Area Col2 (4.776 - 11.401) = 54901785 Col2 Total PCB = 0.3 ppm*

* Quantitated against AR1660 0.25ppm in Ical

PCB-Form 10 Mod.

FB63 : 00854



ORGANICS ANALYSIS DATA SHEET

PSDDA PCB by GC/ECD

Page 1 of 1

Sample ID: 3SED10-B
SAMPLE

Lab Sample ID: PB63H

LIMS ID: 09-12949

Matrix: Sediment

Data Release Authorized: *AB*

Reported: 06/22/09

QC Report No: PB63-ENVIRONMENTAL SCIENCE CORP.

Project: JELD-WEN NORD DOOR

008.0228.00017

Date Sampled: 06/05/09

Date Received: 06/05/09

Date Extracted: 06/12/09

Date Analyzed: 06/19/09 04:30

Instrument/Analyst: ECD5/PKC

GPC Cleanup: No

Sulfur Cleanup: Yes

Acid Cleanup: Yes

Florisil Cleanup: No

Sample Amount: 25.5 g-dry-wt

Final Extract Volume: 1.0 mL

Dilution Factor: 1.00

Silica Gel: Yes

Percent Moisture: 47.6%

CAS Number	Analyte	RL	Result
12674-11-2	Aroclor 1016	3.9	< 3.9 U
53469-21-9	Aroclor 1242	3.9	< 3.9 U
12672-29-6	Aroclor 1248	3.9	< 3.9 U
11097-69-1	Aroclor 1254	3.9	< 3.9 U
11096-82-5	Aroclor 1260	3.9	< 3.9 U
11104-28-2	Aroclor 1221	3.9	< 3.9 U
11141-16-5	Aroclor 1232	3.9	< 3.9 U

Reported in $\mu\text{g}/\text{kg}$ (ppb)

PCB Surrogate Recovery

Decachlorobiphenyl	86.0%
Tetrachlorometaxylene	55.5%

PC
6/19/09

Analytical Resources Inc.
Dual Column PCB Quantitation Report

Data file 1: 20090618.B/0618-1.b/0617B157.d
Data file 2: 20090618.B/0618-2.b/0617B157.d
Method: /chem2/ecd5.i/20090618.B/PCB1.m
Compound Sublist: PCB
Instrument, Inj. Vol.: ecd5.i, 2ul
Quant Method: Internal Std

ARI ID: PB63H
Client ID: 3SED10-B
Injection Date: 19-JUN-2009 04:30
Report Date: 06/19/2009 15:19
Matrix: SOIL
Dilution Factor: 1.000

ZB5 Col			ZB35 Col			ZB5	ZB35	RPD	Compound/Flag
RT	Shift	Response	RT	Shift	Response	on col	on col		
4.189	0.007	8719307	4.685	0.009	9229266	18.3	22.2	19.3	Tetrachloro-m-xylene
10.920	0.006	7759903	11.505	0.004	6424111	34.4	32.9	4.3	Decachlorobiphenyl

- * Indicates RPD > 40%
- M Indicates Column 1 peak was manually integrated
- N Indicates Column 2 peak was manually integrated

SURROGATE PERCENT RECOVERY

SURROGATE	Col1	Col2
Tetrachloro-m-xylene	45.8	55.6
Decachlorobiphenyl	85.9	82.3

INTERNAL STANDARD SUMMARY

Standard Cpnd	Column 1		
	Standard Area*	Sample Area	%D
Bromo-Nitrobenzene	30797009	31903356	3.6
Hexabromobiphenyl	12091267	10376694	-14.2

Standard Cpnd	Column 2		
	Standard Area*	Sample Area	%D
Bromo-Nitrobenzene	31223103	31476966	0.8
Hexabromobiphenyl	11173293	10569277	-5.4

- * Standard Areas taken from Initial Cal Level 3
Initial Calibration Date: 18-JUN-2009
- <- Indicates standard response outside Limits (-50 to +100%)

ZB5 Col					ZB35 Col					
Aroclor	Peak#	RT	Shift	Area	Amount	Peak#	RT	Shift	Area	Amount
Aroclor-1016	1	5.702	0.001	155434	14.8	1	6.185	-0.076	202985	14.1
Aroclor-1016	2	6.148	0.073	294241	8.9	2	6.857	0.015	118863	4.1
Aroclor-1016	3	---			0.0	3	7.058	0.015	14699	1.3
Aroclor-1016	4	6.318	-0.008	100751	10.4	4	7.215	0.007	24949	3.4
Total CollAve (3 peaks):				11.4		Total Col2Ave (4 peaks):				5.7 RPD = 66*
Corrected Ave: < 3 Peaks						Corrected Ave (3 peaks):				2.9
Aroclor-1221	1	4.466	-0.062	165534	36.7	1	5.310	0.022	147298	32.5
Aroclor-1221	2	4.691	-0.001	153428	47.7	2	5.564	0.051	195510	71.7
Aroclor-1221	3	4.821	0.033	133699	12.2	3	5.653	0.033	2790886	332.5
Aroclor-1221	NS	---			----	4	7.058	0.014	14699	13.7
Total CollAve (3 peaks):				32.2		Total Col2Ave (4 peaks):				112.6 RPD = 111*
Corrected Ave: < 3 Peaks						Corrected Ave (3 peaks):				39.3
Aroclor-1232	1	4.821	0.036	133699	14.5	1	5.653	0.035	2790886	383.2
Aroclor-1232	2	5.702	0.004	155434	32.7	2	6.185	-0.076	202985	28.8
Aroclor-1232	3	6.148	0.074	294241	20.7	3	6.857	0.016	118863	9.2
Aroclor-1232	4	---			0.0	4	7.058	0.017	14699	2.9
Total CollAve (3 peaks):				22.6		Total Col2Ave (4 peaks):				106.0 RPD = 130*
Corrected Ave: < 3 Peaks						Corrected Ave (3 peaks):				13.6
Aroclor-1242	1	5.702	0.001	155434	19.6	1	6.185	-0.074	202985	19.2
Aroclor-1242	2	6.148	0.075	294241	12.1	2	6.857	0.017	118863	5.6
Aroclor-1242	3	---			0.0	3	7.058	0.016	14699	1.7
Aroclor-1242	4	7.333	0.009	128721	15.3	4	7.959	0.005	31700	7.9
Total CollAve (3 peaks):				15.7		Total Col2Ave (4 peaks):				8.6 RPD = 58*
Corrected Ave: < 3 Peaks						Corrected Ave (3 peaks):				5.1
Aroclor-1248	1	6.148	0.076	294241	18.6	1	6.857	0.023	118863	8.6
Aroclor-1248	2	6.482	-0.057	989530	90.2	2	7.275	-0.003	47518	5.6
Aroclor-1248	3	6.890	0.064	81323	6.5	3	7.654	0.002	40527	3.7
Aroclor-1248	4	7.391	0.015	1021639	55.2	4	8.012	0.003	55031	3.9
Total CollAve (4 peaks):				42.6		Total Col2Ave (4 peaks):				5.5 RPD = 155*
Corrected Ave (3 peaks):				26.8		Corrected Ave (3 peaks):				4.4 RPD = 144*
Aroclor-1254	1	7.645	0.002	293387	13.3	1	8.248	0.002	343560	21.5
Aroclor-1254	2	7.953	0.003	188957	13.4	2	8.656	0.001	97832	8.8
Aroclor-1254	3	8.058	-0.001	527790	19.8	3	8.779	0.012	657088	29.9
Aroclor-1254	4	8.313	-0.010	1301349	46.5	4	8.952	0.022	954425	38.7
Aroclor-1254	5	8.598	-0.003	498031	30.0	5	9.339	0.015	684373	43.7
Total CollAve (5 peaks):				24.6		Total Col2Ave (5 peaks):				28.5 RPD = 15
Corrected Ave (4 peaks):				19.1		Corrected Ave (4 peaks):				24.7 RPD = 26
Aroclor-1260	1	8.992	0.002	652230	67.2	1	9.536	0.002	659357	74.8
Aroclor-1260	2	9.221	0.003	534724	57.6	2	10.024	0.008	2488633	98.1
Aroclor-1260	3	9.473	0.005	1276157	54.5	3	10.366	-0.008	751059	123.3
Aroclor-1260	4	9.749	0.000	693976	58.0	4	10.421	0.002	766552	50.7
Aroclor-1260	5	9.875	0.004	170763	27.8	NS	---			----
Total CollAve (5 peaks):				53.0		Total Col2Ave (4 peaks):				86.7 RPD = 48*
Corrected Ave (4 peaks):				49.5		Corrected Ave (3 peaks):				74.5 RPD = 40*
Aroclor-1262	1	9.221	0.003	534724	39.1	1	9.858	0.005	876722	56.8
Aroclor-1262	2	9.473	0.005	1276157	39.1	2	10.024	0.007	2488633	76.2
Aroclor-1262	3	9.823	0.004	215320	16.1	3	10.366	-0.006	751059	58.3
Aroclor-1262	4	9.875	0.004	170763	12.0	4	10.421	0.003	766552	39.0
Aroclor-1262	5	10.333	0.023	3130309	279.5	5	10.903	0.016	1635259	160.4
Total CollAve (5 peaks):				77.1		Total Col2Ave (5 peaks):				78.1 RPD = 1
Corrected Ave (4 peaks):				26.5		Corrected Ave (4 peaks):				57.6 RPD = 74*
Aroclor-1268	1	9.823	0.003	215320	5.8	1	10.366	-0.004	751059	22.0
Aroclor-1268	2	9.875	0.005	170763	4.8	2	10.421	0.004	766552	24.9
Aroclor-1268	3	10.127	-0.003	163642	5.9	3	10.688	0.001	2128796	92.8
Aroclor-1268	4	10.655	0.011	216600	2.7	4	11.204	-0.010	519104	7.6
Total CollAve (4 peaks):				4.8		Total Col2Ave (4 peaks):				36.8 RPD = 154*

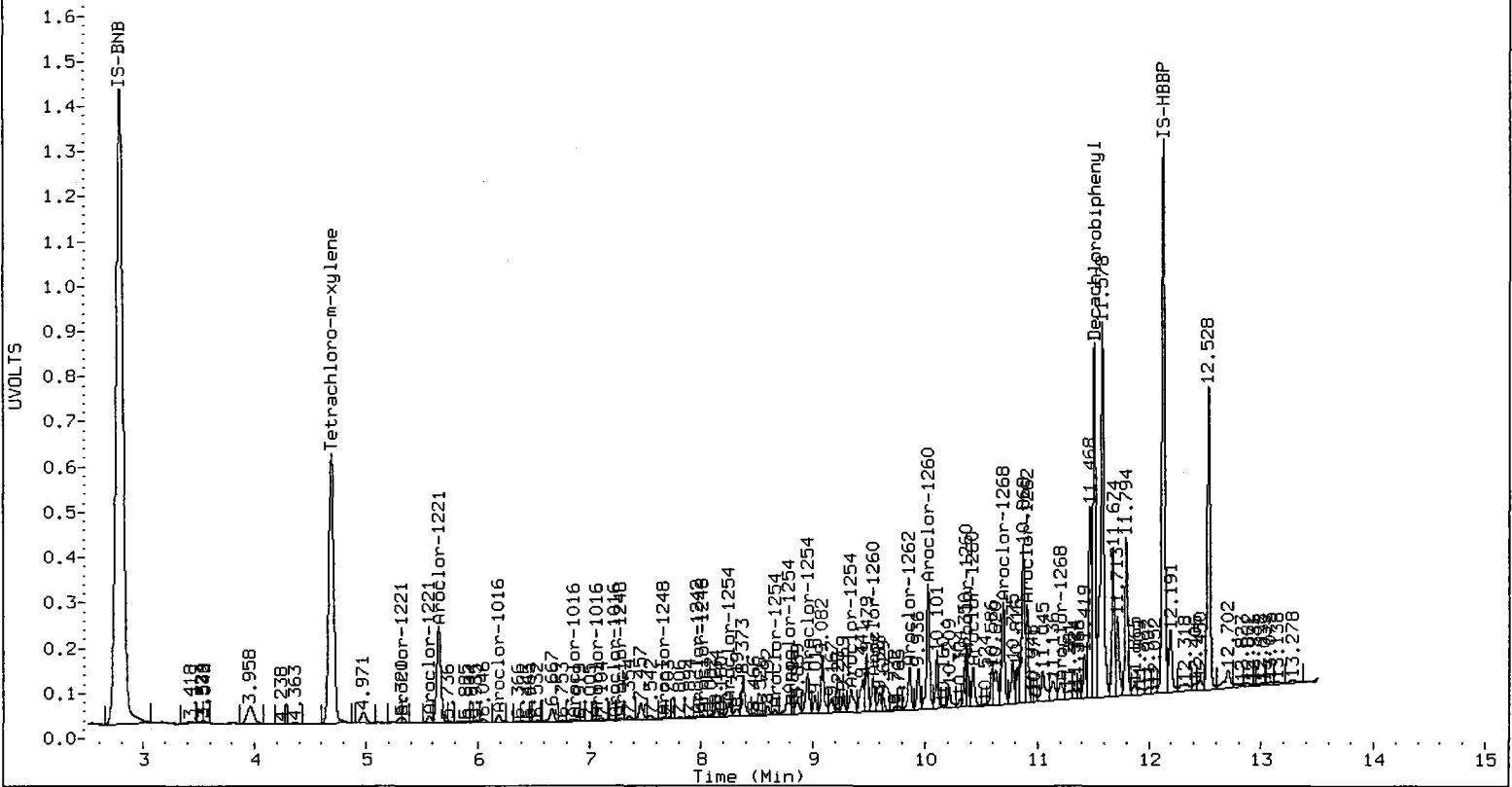
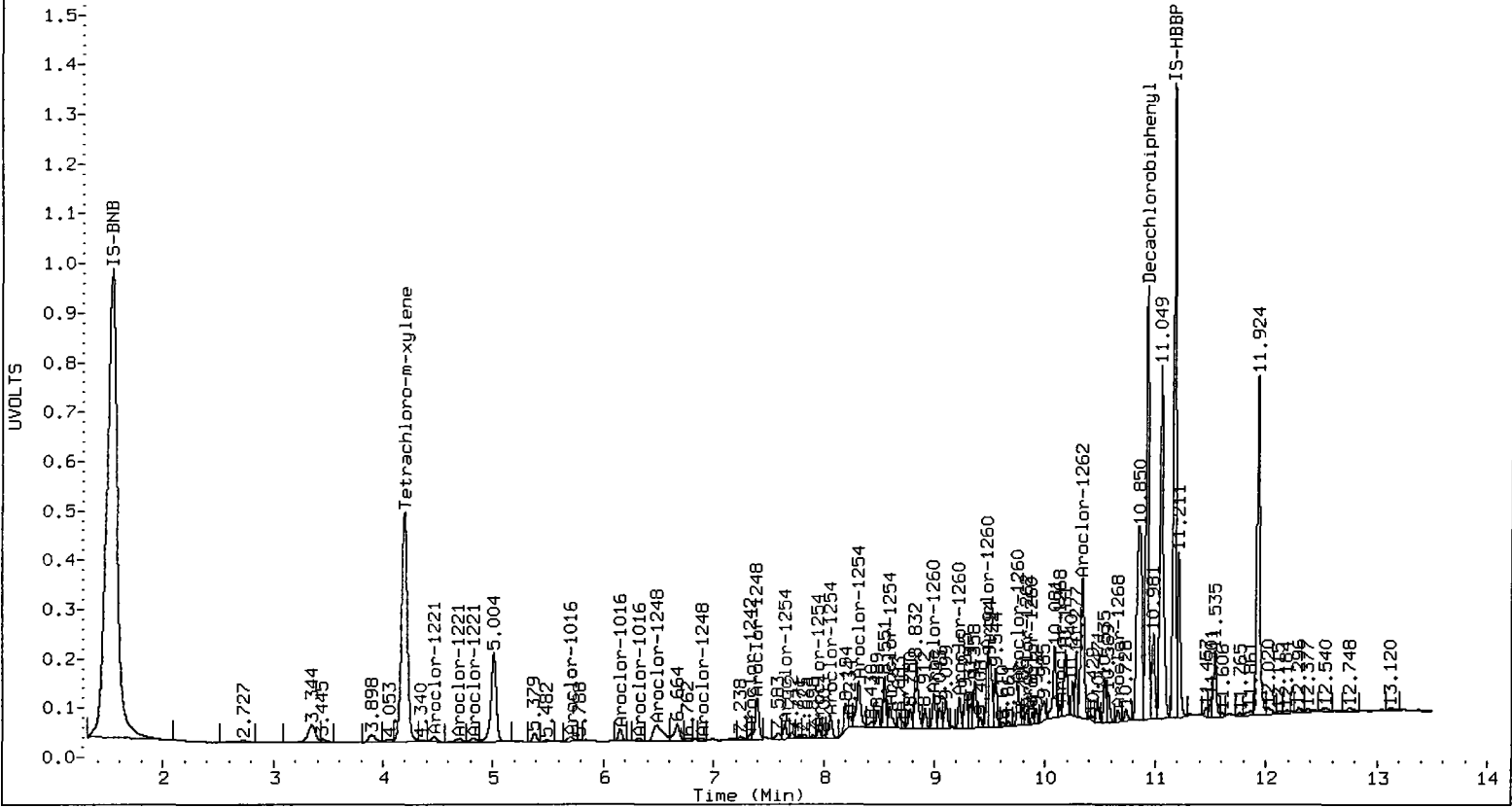
Corrected Ave (3 peaks): 4.5 Corrected Ave (3 peaks): 18.2 RPD = 121*

Total PCB Area Col1 (4.283 - 10.814) = 35477188 Col1 Total PCB = 0.1 ppm*

Total PCB Area Col2 (4.776 - 11.401) = 37910538 Col2 Total PCB = 0.2 ppm*

* Quantitated against AR1660 0.25ppm in Ical

PCB-Form 10 Mod.



ORGANICS ANALYSIS DATA SHEET

PSDDA PCB by GC/ECD


Page 1 of 1

Sample ID: 3SED10-C
SAMPLE

Lab Sample ID: PB63I

LIMS ID: 09-12950

Matrix: Sediment

Data Release Authorized: 

Reported: 06/22/09

QC Report No: PB63-ENVIRONMENTAL SCIENCE CORP.

Project: JELD-WEN NORD DOOR

008.0228.00017

Date Sampled: 06/05/09

Date Received: 06/05/09

Date Extracted: 06/12/09

Date Analyzed: 06/19/09 04:47

Instrument/Analyst: ECD5/PKC

GPC Cleanup: No

Sulfur Cleanup: Yes

Acid Cleanup: Yes

Florisil Cleanup: No

Sample Amount: 25.9 g-dry-wt

Final Extract Volume: 1.0 mL

Dilution Factor: 1.00

Silica Gel: Yes

Percent Moisture: 39.7%

CAS Number	Analyte	RL	Result
12674-11-2	Aroclor 1016	3.9	< 3.9 U
53469-21-9	Aroclor 1242	3.9	< 3.9 U
12672-29-6	Aroclor 1248	3.9	< 3.9 U
11097-69-1	Aroclor 1254	3.9	4.5
11096-82-5	Aroclor 1260	3.9	6.2
11104-28-2	Aroclor 1221	3.9	< 3.9 U
11141-16-5	Aroclor 1232	3.9	< 3.9 U

Reported in $\mu\text{g}/\text{kg}$ (ppb)

PCB Surrogate Recovery

Decachlorobiphenyl	110%
Tetrachlorometaxylene	64.5%

Analytical Resources Inc.
Dual Column PCB Quantitation Report

*PC
6/22/09*

Data file 1: 20090618.B/0618-1.b/0617B158.d
Data file 2: 20090618.B/0618-2.b/0617B158.d
Method: /chem2/ecd5.i/20090618.B/PCB1.m
Compound Sublist: PCB
Instrument, Inj. Vol.: ecd5.i, 2ul
Quant Method: Internal Std

ARI ID: PB63I
Client ID: 3SED10-C
Injection Date: 19-JUN-2009 04:47
Report Date: 06/19/2009 15:19
Matrix: SOIL
Dilution Factor: 1.000

ZB5 Col			ZB35 Col			ZB5	ZB35	RPD	Compound/Flag
RT	Shift	Response	RT	Shift	Response	on col	on col		
4.194	0.012	9613231	4.686	0.010	10234361	21.8	25.8	16.5	Tetrachloro-m-xylene
10.918	0.005	9052962	11.503	0.002	8090687	43.8	42.0	4.1	Decachlorobiphenyl

- * Indicates RPD > 40%
- M Indicates Column 1 peak was manually integrated
- N Indicates Column 2 peak was manually integrated

SURROGATE PERCENT RECOVERY

SURROGATE	Col1	Col2
Tetrachloro-m-xylene	54.6	64.4
Decachlorobiphenyl	109.5	105.1

INTERNAL STANDARD SUMMARY

Standard Cpnd	Column 1		%D
	Standard Area*	Sample Area	
Bromo-Nitrobenzene	30797009	29497489	-4.2
Hexabromobiphenyl	12091267	9499653	-21.4

Standard Cpnd	Column 2		%D
	Standard Area*	Sample Area	
Bromo-Nitrobenzene	31223103	30108806	-3.6
Hexabromobiphenyl	11173293	10428665	-6.7

- * Standard Areas taken from Initial Cal Level 3
Initial Calibration Date: 18-JUN-2009
- <- Indicates standard response outside Limits (-50 to +100%)

ZB5 Col

ZB35 Col

Aroclor	Peak#	RT	Shift	Area	Amount	Peak#	RT	Shift	Area	Amount
Aroclor-1016	1	5.673	-0.028	1279258	131.4	1	6.271	0.010	310611	22.6
Aroclor-1016	2	6.075	-0.001	326104	10.7	2	6.844	0.001	416217	14.9
Aroclor-1016	3	6.238	0.020	268549	20.8	3	7.048	0.005	135732	12.3
Aroclor-1016	4	6.327	0.002	103190	11.5	4	7.213	0.006	65225	9.3
Total CollAve (4 peaks):				43.6		Total Col2Ave (4 peaks):				14.8 RPD = 99*
Corrected Ave (3 peaks):				14.4		Corrected Ave (3 peaks):				12.2 RPD = 17
Aroclor-1221	1	4.470	-0.058	329184	79.0	1	5.268	-0.020	241802	55.8
Aroclor-1221	2	4.654	-0.038	1052465	354.0	2	5.513	0.000	5548	2.1
Aroclor-1221	3	4.803	0.014	220122	21.8	3	5.655	0.036	4927634	613.8
Aroclor-1221	NS	---	---	---	---	4	7.048	0.004	135732	132.1
Total CollAve (3 peaks):				151.6		Total Col2Ave (4 peaks):				201.0 RPD = 28
Corrected Ave: < 3 Peaks						Corrected Ave (3 peaks):				63.3
Aroclor-1232	1	4.803	0.018	220122	25.9	1	5.655	0.038	4927634	707.4
Aroclor-1232	2	5.673	-0.025	1279258	291.1	2	6.271	0.010	310611	46.1
Aroclor-1232	3	6.075	0.000	326104	24.8	3	6.844	0.003	416217	33.5
Aroclor-1232	4	6.238	0.020	268549	49.2	4	7.048	0.007	135732	28.2
Total CollAve (4 peaks):				97.7		Total Col2Ave (4 peaks):				203.8 RPD = 70*
Corrected Ave (3 peaks):				33.3		Corrected Ave (3 peaks):				35.9 RPD = 8
Aroclor-1242	1	5.673	-0.028	1279258	174.5	1	6.271	0.012	310611	30.8
Aroclor-1242	2	6.075	0.001	326104	14.5	2	6.844	0.004	416217	20.7
Aroclor-1242	3	6.238	0.019	268549	28.1	3	7.048	0.006	135732	16.9
Aroclor-1242	4	7.326	0.002	473801	61.0	4	7.937	-0.018	1339419	347.6
Total CollAve (4 peaks):				69.5		Total Col2Ave (4 peaks):				104.0 RPD = 40
Corrected Ave (3 peaks):				34.5		Corrected Ave (3 peaks):				22.8 RPD = 41*
Aroclor-1248	1	6.075	0.002	326104	22.3	1	6.844	0.009	416217	31.6
Aroclor-1248	2	6.538	-0.001	444011	43.8	2	7.281	0.003	409575	50.1
Aroclor-1248	3	6.825	0.000	497215	43.2	3	7.654	0.002	529862	51.0
Aroclor-1248	4	7.383	0.007	1483325	86.7	4	8.012	0.003	649120	48.2
Total CollAve (4 peaks):				49.0		Total Col2Ave (4 peaks):				45.2 RPD = 8
Corrected Ave (3 peaks):				36.4		Corrected Ave (3 peaks):				43.3 RPD = 17
Aroclor-1254	1	7.645	0.003	1457296	71.5	1	8.248	0.002	1567278	102.4
Aroclor-1254	2	7.954	0.004	2298713	176.6	2	8.656	0.001	667931	62.7
Aroclor-1254	3	8.055	-0.004	22244361	901.1 <i>NOT</i>	3	8.769	0.002	2098779	99.9
Aroclor-1254	4	8.318	-0.005	2780243	107.4	4	8.950	0.020	3635410	154.2
Aroclor-1254	5	8.601	-0.001	1632578	106.3	5	9.336	0.012	1800928	120.2
Total CollAve (5 peaks):				272.6		Total Col2Ave (5 peaks):				107.9 RPD = 87*
Corrected Ave (4 peaks):				115.5		Corrected Ave (4 peaks):				96.3 RPD = 18
Aroclor-1260	1	8.992	0.002	1340078	150.9	1	9.536	0.003	1045663	120.2
Aroclor-1260	2	9.220	0.002	1299148	152.8	2	10.022	0.006	3704003	147.9
Aroclor-1260	3	9.472	0.004	5372952	250.8	3	10.370	-0.003	3142364	522.8
Aroclor-1260	4	9.751	0.002	1901536	173.6	4	10.420	0.002	2308650	154.6
Aroclor-1260	5	9.875	0.004	1275113	227.0	NS	---	---	---	---
Total CollAve (5 peaks):				191.0		Total Col2Ave (4 peaks):				236.4 RPD = 21
Corrected Ave (4 peaks):				176.0/152.1		Corrected Ave (3 peaks):				140.9 RPD = 22
Aroclor-1262	1	9.220	0.002	1299148	103.6	1	9.858	0.005	1702748	111.7
Aroclor-1262	2	9.472	0.005	5372952	179.7	2	10.022	0.005	3704003	115.0
Aroclor-1262	3	9.825	0.006	933501	76.3	3	10.370	-0.001	3142364	247.2
Aroclor-1262	4	9.875	0.004	1275113	97.6	4	10.420	0.002	2308650	119.0
Aroclor-1262	5	10.330	0.020	5539876	540.3	5	10.900	0.014	2573542	255.9
Total CollAve (5 peaks):				199.5		Total Col2Ave (5 peaks):				169.7 RPD = 16
Corrected Ave (4 peaks):				114.3		Corrected Ave (4 peaks):				148.2 RPD = 26
Aroclor-1268	1	9.825	0.005	933501	27.6	1	10.370	0.000	3142364	93.4
Aroclor-1268	2	9.875	0.005	1275113	39.2	2	10.420	0.003	2308650	76.1
Aroclor-1268	3	10.083	-0.048	1043857	41.1	3	10.690	0.002	1733285	76.6
Aroclor-1268	4	10.652	0.008	768690	10.7	4	11.213	-0.001	937008	13.8
Total CollAve (4 peaks):				29.6		Total Col2Ave (4 peaks):				65.0 RPD = 75*

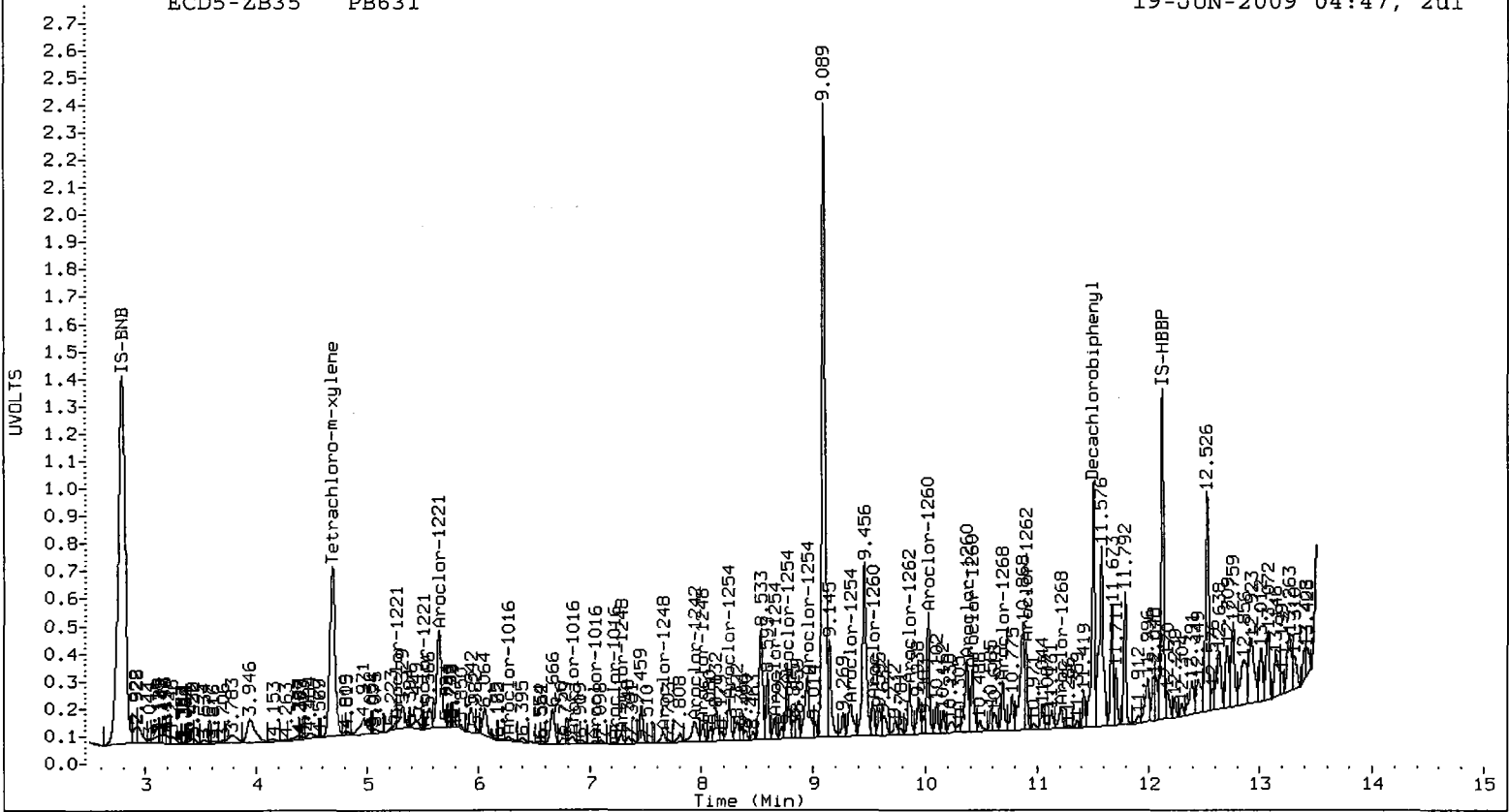
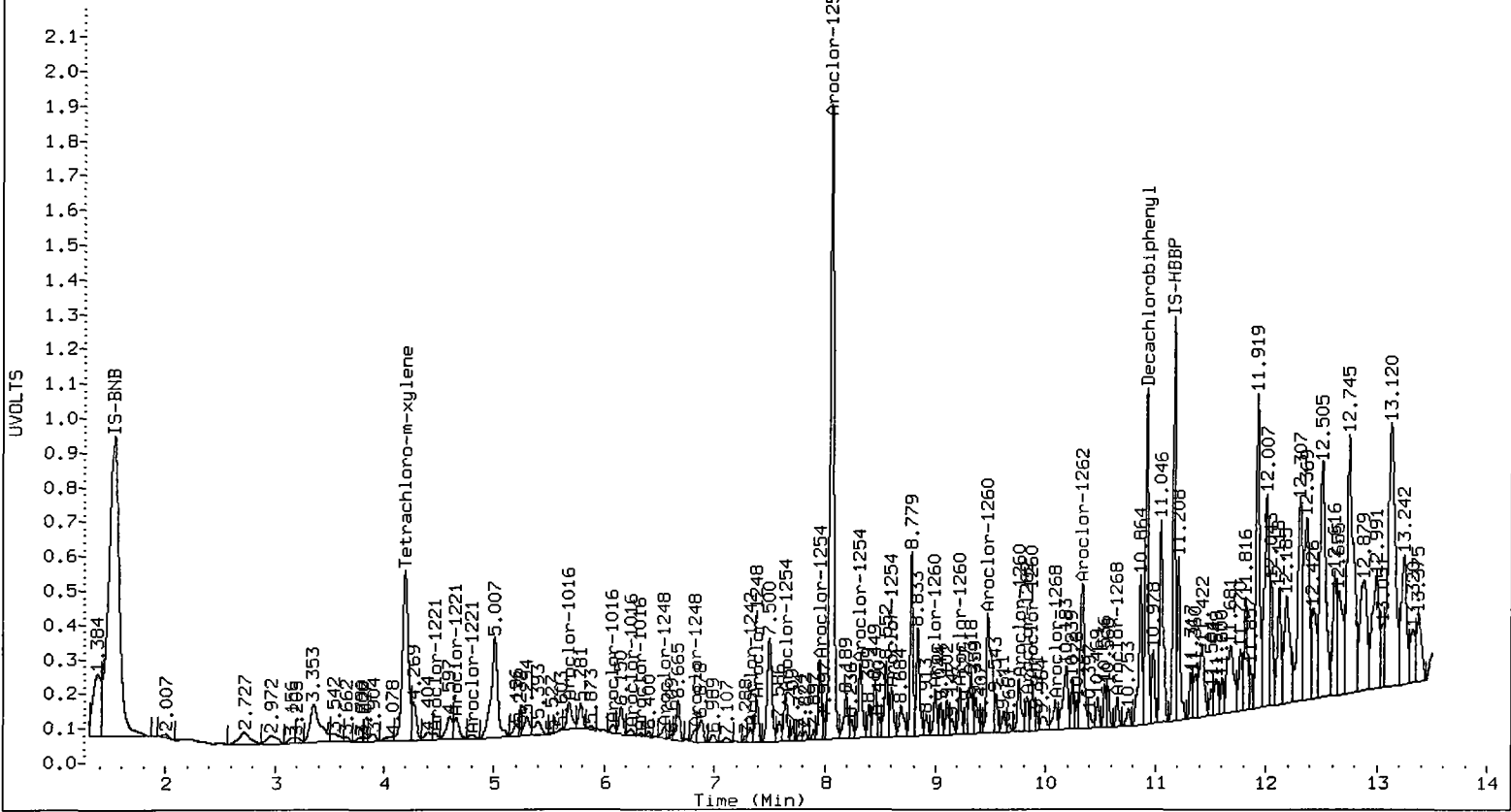
Corrected Ave (3 peaks): 25.8 Corrected Ave (3 peaks): 55.5 RPD = 73*

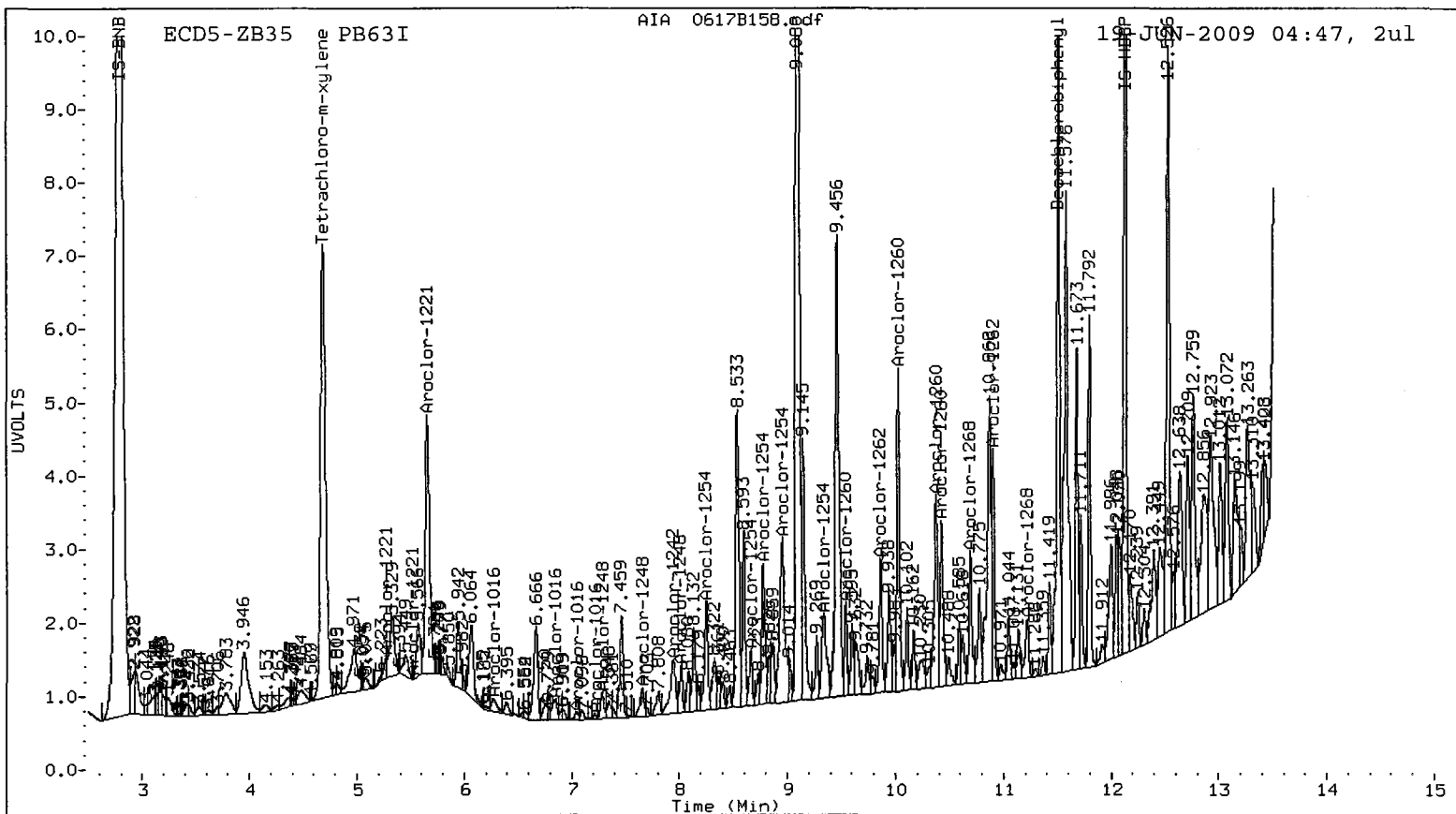
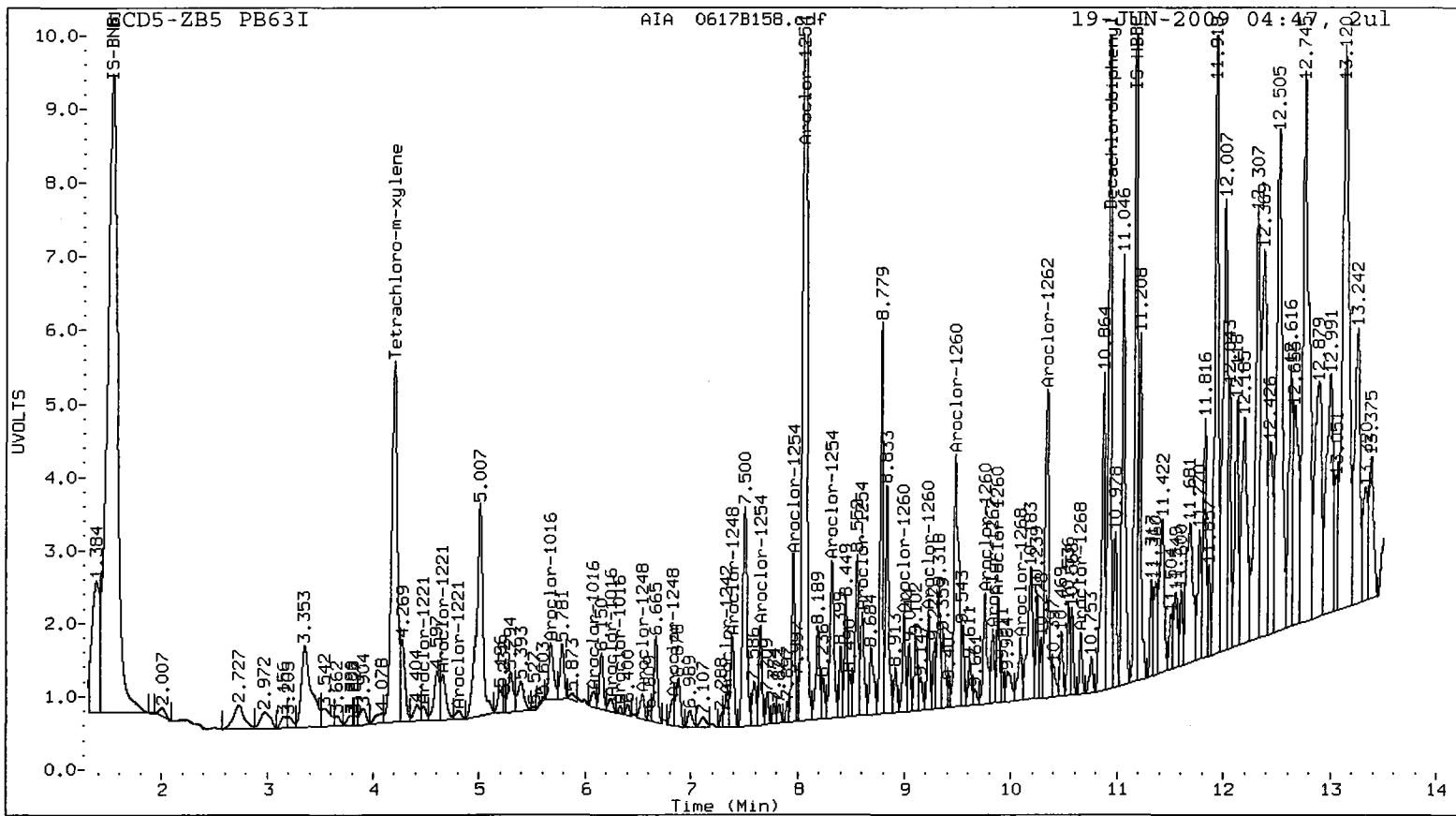
Total PCB Area Col1 (4.283 - 10.814) = 114692549 Col1 Total PCB = 0.5 ppm*

Total PCB Area Col2 (4.776 - 11.401) = 115259234 Col2 Total PCB = 0.6 ppm*

* Quantitated against AR1660 0.25ppm in Ical

PCB-Form 10 Mod.





PCB Analysis
Standard Raw Data

prepared
for

ENVIROMENTAL SCIENCE CORP.

Project: JELD-WEN NORD DOOR, 008.0228.00017

ARI JOB NO: PB63

prepared
by

Analytical Resources, Inc.

6F
8082 INITIAL CALIBRATION OF AROCLOR 1232

Lab Name: ANALYTICAL RESOURCES, INC

Client: ESC

ARI Job No.: PB63

Project: JELD-WEN NORD DOOR

GC Column: ZB5

Instrument ID: ECD5

Calibration Date: 06/18/09

Aroclor-1232	LVL1	LVL2	LVL3	LVL4	LVL5	MEAN	%RSD
Peak RT WIN	.02	0.1	.25	0.5	1.0		
1 4.69- 4.89	0.0271	0.0247	0.0231	0.0211	0.0193	0.0000	13.3
2 5.60- 5.80	0.0144	0.0126	0.0116	0.0109	0.0101	0.0000	13.9
3 5.97- 6.17	0.0402	0.0382	0.0353	0.0332	0.0314	0.0000	10.1
4 6.12- 6.32	0.0151	0.0164	0.0151	0.0141	0.0132	0.0000	8.3

AROCLOR AVERAGE %RSD = 11.4

FORM VI PCB-1

PB63 : 00670

6F
8082 INITIAL CALIBRATION OF AROCLOR 1016/1260

Lab Name: ANALYTICAL RESOURCES, INC

Client: ESC

ARI Job No.: PB63

Project: JELD-WEN NORD DOOR

GC Column: ZB5

Instrument ID: ECD5

Calibration Date: 06/18/09

SURROGATES

	RT WIN	LVL1	LVL2	LVL3	LVL4	LVL5	MEAN	%RSD
TCX	4.09- 4.29	1.5544	1.2708	1.1122	1.0473	0.9841	1.1938	19.1
DCB	10.82-11.02	3.2091	2.2165	1.8940	1.8202	1.7016	2.1683	0.9959

Aroclor-1016		LVL1	LVL2	LVL3	LVL4	LVL5	MEAN	%RSD
Peak	RT WIN	.02	0.1	.25	0.5	1.0		
1	5.60- 5.80	0.0326	0.0292	0.0255	0.0234	0.0214	0.0000	17.0
2	5.97- 6.17	0.1010	0.0904	0.0791	0.0736	0.0685	0.0000	15.9
3	6.12- 6.32	0.0442	0.0386	0.0333	0.0305	0.0280	0.0000	18.6
4	6.22- 6.42	0.0310	0.0260	0.0229	0.0214	0.0200	0.0000	18.1

AROCLOR AVERAGE %RSD = 17.4

Aroclor-1260		LVL1	LVL2	LVL3	LVL4	LVL5	MEAN	%RSD
Peak	RT WIN	.02	0.1	.25	0.5	1.0		
1	8.89- 9.09	0.1283	0.0984	0.0845	0.0789	0.0726	0.0000	0.9938
2	9.12- 9.32	0.1208	0.0928	0.0802	0.0753	0.0697	0.0000	0.9946
3	9.37- 9.57	0.2893	0.2260	0.1981	0.1889	0.1762	0.0000	0.9960
4	9.65- 9.85	0.1691	0.1192	0.1028	0.0964	0.0900	0.0000	0.9951
5	9.77- 9.97	0.0807	0.0609	0.0528	0.0496	0.0461	0.0000	0.9950

AROCLOR AVERAGE %RSD = 1.0

6F
8082 INITIAL CALIBRATION OF AROCLOR 1232

Lab Name: ANALYTICAL RESOURCES, INC

Client: ESC

ARI Job No.: PB63

Project: JELD-WEN NORD DOOR

GC Column: ZB35

Instrument ID: ECD5

Calibration Date: 06/18/09

Aroclor-1232		LVL1	LVL2	LVL3	LVL4	LVL5	MEAN	%RSD
Peak	RT WIN	.02	0.1	.25	0.5	1.0		
1	5.52- 5.72	0.0212	0.0203	0.0181	0.0169	0.0160	0.0000	11.9
2	6.16- 6.36	0.0217	0.0191	0.0174	0.0161	0.0153	0.0000	14.4
3	6.74- 6.94	0.0407	0.0342	0.0314	0.0296	0.0289	0.0000	14.5
4	6.94- 7.14	0.0139	0.0141	0.0128	0.0118	0.0114	0.0000	9.4

AROCLOR AVERAGE %RSD = 12.5

FORM VI PCB-1

PB63 : 00672

6F
8082 INITIAL CALIBRATION OF AROCLOR 1016/1260

Lab Name: ANALYTICAL RESOURCES, INC

Client: ESC

ARI Job No.: PB63

Project: JELD-WEN NORD DOOR

GC Column: ZB35

Instrument ID: ECD5

Calibration Date: 06/18/09

SURROGATES

	RT WIN	LVL1	LVL2	LVL3	LVL4	LVL5	MEAN	%RSD
TCX	4.57- 4.77	1.3643	1.0473	0.9970	0.9634	0.9023	1.0548	17.1
DCB	11.40-11.60	2.3107	1.7584	1.5483	1.5216	1.4562	1.7190	0.9983

Aroclor-1016		LVL1	LVL2	LVL3	LVL4	LVL5	MEAN	%RSD
Peak	RT WIN	.02	0.1	.25	0.5	1.0		
1	6.15- 6.35	0.0471	0.0398	0.0346	0.0322	0.0290	0.0000	19.5
2	6.74- 6.94	0.0934	0.0777	0.0706	0.0671	0.0624	0.0000	16.3
3	6.94- 7.14	0.0376	0.0313	0.0278	0.0258	0.0238	0.0000	18.5
4	7.10- 7.30	0.0221	0.0195	0.0185	0.0173	0.0161	0.0000	12.4

AROCLOR AVERAGE %RSD = 16.7

Aroclor-1260		LVL1	LVL2	LVL3	LVL4	LVL5	MEAN	%RSD
Peak	RT WIN	.02	0.1	.25	0.5	1.0		
1	9.43- 9.63	0.1096	0.0829	0.0728	0.0695	0.0653	0.0000	0.9965
2	9.91-10.11	0.2866	0.2099	0.1911	0.1864	0.1932	0.0000	0.9993
3	10.27-10.47	0.0771	0.0563	0.0495	0.0474	0.0454	0.0000	0.9977
4	10.32-10.52	0.1905	0.1359	0.1217	0.1180	0.1129	0.0000	0.9981

AROCLOR AVERAGE %RSD = 1.0

6G
8082 INITIAL CALIBRATION OF SINGLE POINT PCBs

Lab Name: ANALYTICAL RESOURCES, INC

Client: ESC

ARI Job No.: PB63

Project: JELD-WEN NORD DOOR

GC Column: ZB5

Instrument ID: ECD5

Calibration Date: 06/18/09

Aroclor-1221				Cal
Peak	RT	RT WIN		Factor
1	4.528	4.43-	4.63	0.01130
2	4.692	4.59-	4.79	0.00806
3	4.789	4.69-	4.89	0.02740
Aroclor-1232				Cal
Peak	RT	RT WIN		Factor
1	4.789	4.69-	4.89	0.02253
2	5.701	5.60-	5.80	0.01125
3	6.075	5.97-	6.17	0.03411
4	6.220	6.12-	6.32	0.01464
Aroclor-1242				Cal
Peak	RT	RT WIN		Factor
1	5.703	5.60-	5.80	0.01988
2	6.078	5.98-	6.18	0.06111
3	6.222	6.12-	6.32	0.02590
4	7.326	7.23-	7.43	0.02108
Aroclor-1248				Cal
Peak	RT	RT WIN		Factor
1	6.071	5.97-	6.17	0.03974
2	6.539	6.44-	6.64	0.02750
3	6.825	6.73-	6.93	0.03123
4	7.377	7.28-	7.48	0.04640

6G
8082 INITIAL CALIBRATION OF SINGLE POINT PCBs

Lab Name: ANALYTICAL RESOURCES, INC

Client: ESC

ARI Job No.: PB63

Project: JELD-WEN NORD DOOR

GC Column: ZB5

Instrument ID: ECD5

Calibration Date: 06/18/09

Aroclor-1254			
Peak	RT	RT WIN	Cal Factor
1	7.645	7.54- 7.74	0.05524
2	7.952	7.85- 8.05	0.03530
3	8.061	7.96- 8.16	0.06695
4	8.326	8.23- 8.43	0.07019
5	8.604	8.50- 8.70	0.04164

Aroclor-1262			
Peak	RT	RT WIN	Cal Factor
1	9.218	9.12- 9.32	0.10556
2	9.467	9.37- 9.57	0.25182
3	9.819	9.72- 9.92	0.10308
4	9.871	9.77- 9.97	0.10997
5	10.309	10.21-10.41	0.08635

Aroclor-1268			
Peak	RT	RT WIN	Cal Factor
1	9.823	9.72- 9.92	0.28477
2	9.872	9.77- 9.97	0.27409
3	10.134	10.03-10.23	0.21414
4	10.648	10.55-10.75	0.60738

6G
8082 INITIAL CALIBRATION OF SINGLE POINT PCBs

Lab Name: ANALYTICAL RESOURCES, INC

Client: ESC

ARI Job No.: PB63

Project: JELD-WEN NORD DOOR

GC Column: ZB35

Instrument ID: ECD5

Calibration Date: 06/18/09

Aroclor-1221				Cal Factor
Peak	RT	RT WIN		
1	5.288	5.19-	5.39	0.01152
2	5.513	5.41-	5.61	0.00693
3	5.620	5.52-	5.72	0.02133
4	7.045	6.94-	7.14	0.00273

Aroclor-1232				Cal Factor
Peak	RT	RT WIN		
1	5.619	5.52-	5.72	0.01783
2	6.259	6.16-	6.36	0.01667
3	6.839	6.74-	6.94	0.03035
4	7.043	6.94-	7.14	0.01236

Aroclor-1242				Cal Factor
Peak	RT	RT WIN		
1	6.263	6.16-	6.36	0.02683
2	6.841	6.74-	6.94	0.05355
3	7.043	6.94-	7.14	0.02138
4	7.954	7.85-	8.05	0.01024

Aroclor-1248				Cal Factor
Peak	RT	RT WIN		
1	6.835	6.74-	6.94	0.03494
2	7.277	7.18-	7.38	0.02173
3	7.650	7.55-	7.75	0.02759
4	8.007	7.91-	8.11	0.03578

6G
8082 INITIAL CALIBRATION OF SINGLE POINT PCBs

Lab Name: ANALYTICAL RESOURCES, INC

Client: ESC

ARI Job No.: PB63

Project: JELD-WEN NORD DOOR

GC Column: ZB35

Instrument ID: ECD5

Calibration Date: 06/18/09

Aroclor-1254			
Peak	RT	RT WIN	Cal Factor
1	8.247	8.15- 8.35	0.04066
2	8.654	8.55- 8.75	0.02833
3	8.766	8.67- 8.87	0.05580
4	8.930	8.83- 9.03	0.06265
5	9.325	9.22- 9.42	0.03980

Aroclor-1262			
Peak	RT	RT WIN	Cal Factor
1	9.853	9.75- 9.95	0.11693
2	10.017	9.92-10.12	0.24717
3	10.371	10.27-10.47	0.09751
4	10.418	10.32-10.52	0.14888
5	10.887	10.79-10.99	0.07715

Aroclor-1268			
Peak	RT	RT WIN	Cal Factor
1	10.370	10.27-10.47	0.25815
2	10.416	10.32-10.52	0.23276
3	10.686	10.59-10.79	0.17369
4	11.214	11.11-11.31	0.52035

Analytical Resources, Inc.
INITIAL CALIBRATION DATA

Start Cal Date : 18-JUN-2009 17:00
 End Cal Date : 18-JUN-2009 21:36
 Quant Method : ISTD
 Origin Version : Force
 Target Version : 3.50
 Integrator : HP Genie
 Method file : /chem2/ecd5.i/20090618.B/PCB2.m
 Cal Date : 19-Jun-2009 15:29 jrains

Calibration File Names:

Level 1 : /chem2/ecd5.i/20090618.B/ical-2.b/0617B123.d
 Level 2 : /chem2/ecd5.i/20090618.B/ical-2.b/0617B125.d
 Level 3 : /chem2/ecd5.i/20090618.B/ical-2.b/0617B122.d
 Level 4 : /chem2/ecd5.i/20090618.B/ical-2.b/0617B126.d
 Level 5 : /chem2/ecd5.i/20090618.B/ical-2.b/0617B124.d
 Level 6 : /chem2/ecd5.i/20090618.B/ddt-2.b/0617B133.d
 Level 7 : /chem2/ecd5.i/20090618.B/ical-2.b/0617B132.d
 Level 8 : /chem2/ecd5.i/20090618.B/ical-2.b/0617B118.d
 Level 9 : /chem2/ecd5.i/20090618.B/ical-2.b/0617B120.d
 Level 10 : /chem2/ecd5.i/20090618.B/ical-2.b/0617B117.d
 Level 11 : /chem2/ecd5.i/20090618.B/ical-2.b/0617B121.d
 Level 12 : /chem2/ecd5.i/20090618.B/ical-2.b/0617B119.d

Compound	20 Level 1	100 Level 2	250 Level 3	500 Level 4	1000 Level 5	0.0000 Level 6	Curve	b	Coefficients ml	m2	%RSD or R ²
1 Aroclor-1221(1)	++++ 0.01152	++++ 0.0000	++++ 0.0000	++++ 0.0000	++++ 0.0000	++++ 0.0000	AVRG	0.01152			0.000e+00
(2)	++++ 0.00693	++++ 0.0000	++++ 0.0000	++++ 0.0000	++++ 0.0000	++++ 0.0000	AVRG	0.00693			0.000e+00

70001 00070

Analytical Resources, Inc.

INITIAL CALIBRATION DATA

Start Cal Date : 18-JUN-2009 17:00
 End Cal Date : 18-JUN-2009 21:36
 Quant Method : ISTD
 Origin : Force
 Target Version : 3.50
 Integrator : HP Genie
 Method file : /chem2/ecds5.i/20090618.B/PCB2.m
 Cal Date : 19-Jun-2009 15:29 j rains

Compound	20		100		250		500		1000		0.0000		Curve	b	Coefficients		m2	%RSD or R^2
	Level 1	Level 2	Level 3	Level 4	Level 5	Level 6	Level 7	Level 8	Level 9	Level 10	Level 11	Level 12			m1			
(3)	++++	++++	++++	++++	++++	++++	++++	++++	++++	++++	++++	++++	AVRG		0.02133		0.000e+00	
(4)	0.00273	++++	++++	++++	++++	++++	++++	++++	++++	++++	++++	++++	AVRG		0.00273		0.000e+00	
4 Arochlor-1232 (1)	++++	++++	++++	++++	++++	++++	++++	0.01809	0.01690	0.01690	0.01690	0.01603	AVRG		0.01851		11.91632	
(2)	++++	0.02173	++++	0.01742	++++	++++	++++	0.01526	0.01526	0.01526	0.01526	0.01526	AVRG		0.01791		14.40129	
(3)	++++	0.04073	++++	0.03419	++++	++++	++++	0.02964	0.02964	0.02964	0.02891	0.02891	AVRG		0.03298		14.50953	
(4)	++++	0.01385	++++	0.01414	++++	++++	++++	0.01185	0.01185	0.01185	0.01140	0.01140	AVRG		0.01280		9.36447	
3 Arochlor-1242 (1)	0.02683	++++	++++	++++	++++	++++	++++	++++	++++	++++	++++	++++	AVRG		0.02683		0.000e+00	

19 JUN 2009 15:29

Analytical Resources, Inc.

INITIAL CALIBRATION DATA

Start Cal Date : 18-JUN-2009 17:00
 End Cal Date : 18-JUN-2009 21:36
 Quant Method : ISTD
 Origin : Force
 Target Version : 3.50
 Integrator : HP Genie
 Method file : /chem2/ecd5.i/20090618.B/PCB2.m
 Cal Date : 19-Jun-2009 15:29 jraims

Compound	Coefficients												%RSD or R ²
	20 Level 1	100 Level 2	250 Level 3	500 Level 4	1000 Level 5	0.0000 Level 6	Curve	b	m1	m2			
(2)	++++ 0.05355	++++ 0.0000	++++ 0.0000	++++ 0.0000	++++ 0.0000	++++ 0.0000	AVRG		0.05355				0.000e+00
(3)	++++ 0.02138	++++ 0.0000	++++ 0.0000	++++ 0.0000	++++ 0.0000	++++ 0.0000	AVRG		0.02138				0.000e+00
(4)	++++ 0.01024	++++ 0.0000	++++ 0.0000	++++ 0.0000	++++ 0.0000	++++ 0.0000	AVRG		0.01024				0.000e+00
6 Arochlor-1248(1)	++++ 0.03494	++++ 0.0000	++++ 0.0000	++++ 0.0000	++++ 0.0000	++++ 0.0000	AVRG		0.03494				0.000e+00
(2)	++++ 0.02173	++++ 0.0000	++++ 0.0000	++++ 0.0000	++++ 0.0000	++++ 0.0000	AVRG		0.02173				0.000e+00
(3)	++++ 0.02759	++++ 0.0000	++++ 0.0000	++++ 0.0000	++++ 0.0000	++++ 0.0000	AVRG		0.02759				0.000e+00
(4)	++++ 0.03578	++++ 0.0000	++++ 0.0000	++++ 0.0000	++++ 0.0000	++++ 0.0000	AVRG		0.03578				0.000e+00

Analytical Resources, Inc.
INITIAL CALIBRATION DATA

Start Cal Date : 18-JUN-2009 17:00
 End Cal Date : 18-JUN-2009 21:36
 Quant Method : ISTD
 Origin : Force
 Target Version : 3.50
 Integrator : HP Genie
 Method file : /chem2/ecd5.i/20090618.B/PCB2.m
 Cal Date : 19-Jun-2009 15:29 j rains

Compound	20		100		250		500		1000		0.0000		Coefficients		%RSD or R ²	
	Level 1	Level 2	Level 3	Level 4	Level 5	Level 6	Level 7	Level 8	Level 9	Level 10	Level 11	Level 12	b	m1		m2
7 Aroclor-1016 (1)	0.04715	0.03982	0.03465	0.03216	0.02904	++++	++++	++++	++++	++++	++++	++++	AVRG	0.03656		19.45340
(2)	0.09337	0.07772	0.07058	0.06708	0.06238	++++	++++	++++	++++	++++	++++	++++	AVRG	0.07423		16.27286
(3)	0.03761	0.03133	0.02785	0.02579	0.02381	++++	++++	++++	++++	++++	++++	++++	AVRG	0.02928		18.54100
(4)	0.02213	0.01953	0.01851	0.01726	0.01609	++++	++++	++++	++++	++++	++++	++++	AVRG	0.01871		12.35020
8 Aroclor-1254 (1)	0.04066	0.03982	0.03465	0.03216	0.02904	++++	++++	++++	++++	++++	++++	++++	AVRG	0.04066		0.000e+00
(2)	0.02833	0.02833	0.02833	0.02833	0.02833	++++	++++	++++	++++	++++	++++	++++	AVRG	0.02833		0.000e+00
(3)	0.05580	0.05580	0.05580	0.05580	0.05580	++++	++++	++++	++++	++++	++++	++++	AVRG	0.05580		0.000e+00

19 JUN 2009 15:29

Analytical Resources, Inc.
INITIAL CALIBRATION DATA

Start Cal Date : 18-JUN-2009 17:00
 End Cal Date : 18-JUN-2009 21:36
 Quant Method : ISTD
 Origin : Force
 Target Version : 3.50
 Integrator : HP Genie
 Method file : /chem2/ecd5.i/20090618.B/PCB2.m
 Cal Date : 19-Jun-2009 15:29 jrains

Compound	20	100	250	500	1000	0.0000	Curve	b	Coefficients	m2	%RSD or R ²
	Level 1	Level 2	Level 3	Level 4	Level 5	Level 6					
	250	0.0000	0.0000	0.0000	0.0000	0.0000					
	Level 7	Level 8	Level 9	Level 10	Level 11	Level 12					
(4)	++++	++++	++++	++++	++++	++++					
	0.06265	++++	++++	++++	++++	++++	AVRG		0.06265		0.000e+00
(5)	++++	++++	++++	++++	++++	++++					
	0.03980	++++	++++	++++	++++	++++	AVRG		0.03980		0.000e+00
10 Arochl-1262 (1)	++++	++++	++++	++++	++++	++++					
	0.11693	++++	++++	++++	++++	++++	AVRG		0.11693		0.000e+00
(2)	++++	++++	++++	++++	++++	++++					
	0.24717	++++	++++	++++	++++	++++	AVRG		0.24717		0.000e+00
(3)	++++	++++	++++	++++	++++	++++					
	0.09751	++++	++++	++++	++++	++++	AVRG		0.09751		0.000e+00
(4)	++++	++++	++++	++++	++++	++++					
	0.14888	++++	++++	++++	++++	++++	AVRG		0.14888		0.000e+00
(5)	++++	++++	++++	++++	++++	++++					
	0.07715	++++	++++	++++	++++	++++	AVRG		0.07715		0.000e+00

1800 00002

Analytical Resources, Inc.
INITIAL CALIBRATION DATA

Start Cal Date : 18-JUN-2009 17:00
 End Cal Date : 18-JUN-2009 21:36
 Quant Method : ISTD
 Origin : Force
 Target Version : 3.50
 Integrator : HP Genie
 Method file : /chem2/ecds5.i/20090618.B/PCB2.m
 Cal Date : 19-Jun-2009 15:29 jrains

Compound	20 Level 1	100 Level 2	250 Level 3	500 Level 4	1000 Level 5	0.0000 Level 6	Curve	b	Coefficients m1	m2	%RSD or R ²
9 Arochlor-1260(1)	298736 ++++	1141191 ++++	2542604 ++++	4926604 ++++	9519769 ++++	0.0000 Level 11 Level 12	LINR	0.0000e+00	0.06673		0.99653
(2)	780828 ++++	2888752 ++++	6671628 ++++	13205285 ++++	28162314 ++++		LINR	0.0000e+00	0.19206		0.99930
(3)	210139 ++++	775117 ++++	1728540 ++++	3357902 ++++	6614981 ++++		LINR	0.0000e+00	0.04611		0.99767
(4)	519029 ++++	1870362 ++++	4250490 ++++	8357278 ++++	16447756 ++++		LINR	0.0000e+00	0.11454		0.99806
11 Arochlor-1268(1)	++++	++++	++++	++++	++++		AVRG		0.25815		0.000e+00
(2)	0.23276 ++++	++++	++++	++++	++++		AVRG		0.23276		0.000e+00
(3)	++++	++++	++++	++++	++++		AVRG		0.17369		0.000e+00

7 00

Analytical Resources, Inc.
INITIAL CALIBRATION DATA

Start Cal Date : 18-JUN-2009 17:00
 End Cal Date : 18-JUN-2009 21:36
 Quant Method : ISTD
 Origin : Force
 Target Version : 3.50
 Integrator : HP Genie
 Method file : /chem2/ecds5.i/20090618.B/PCB2.m
 Cal Date : 19-Jun-2009 15:29 j rains

Compound	20		100		250		500		1000		0.0000		Curve	b	Coefficients		m2	RSD or R^2
	Level 1	Level 2	Level 3	Level 4	Level 5	Level 6	Level 7	Level 8	Level 9	Level 10	Level 11	Level 12			m1			
(4)	++++	++++	++++	++++	++++	++++	++++	++++	++++	++++	++++	++++	AVRG			0.52035		0.000e+00
41 2,4-DDE	++++	++++	++++	++++	++++	++++	++++	++++	++++	++++	++++	521	AVRG		521		0.000e+00	
42 2,4-DDD	++++	++++	++++	++++	++++	++++	++++	++++	++++	++++	461	AVRG			461		0.000e+00	
44 4,4-DDE	++++	++++	++++	++++	++++	++++	++++	++++	++++	++++	755	AVRG			755		0.000e+00	
45 4,4-DDD/2,4-DDT	++++	++++	++++	++++	++++	++++	++++	++++	++++	++++	591	AVRG			591		0.000e+00	
46 4,4-DDT	++++	++++	++++	++++	++++	++++	++++	++++	++++	++++	650	AVRG			650		0.000e+00	
\$ 2 Tetrachloro-m-xylene	1.36426	1.04729	0.99696	0.96341	0.90227	0.90227	0.90227	0.96341	0.90227	0.90227	0.90227	++++	AVRG		1.05484		17.14191	

19 JUN 2009 15:33

Analytical Resources, Inc.
INITIAL CALIBRATION DATA

Start Cal Date : 18-JUN-2009 17:00
 End Cal Date : 18-JUN-2009 21:36
 Quant Method : ISTD
 Origin : Force
 Target Version : 3.50
 Integrator : HP Genie
 Method file : /chem2/ecd5.i/20090618.B/PCB2.m
 Cal Date : 19-Jun-2009 15:29 j rains

Compound	Coefficients												%RSD or R ²
	20 Level 1	100 Level 2	250 Level 3	500 Level 4	1000 Level 5	0.0000 Level 6	Curve	b	m1	m2			
\$ 13 Decachlorobiphenyl	503639 +++++	1935997 +++++	4324935 +++++	8623446 +++++	16977974 +++++	0.0000 +++++	LINR	0.000e+00	1.47662				0.99830

Analytical Resources, Inc.

INITIAL CALIBRATION DATA

Start Cal Date : 18-JUN-2009 17:00
 End Cal Date : 18-JUN-2009 21:36
 Quant Method : ISTD
 Origin : Force
 Target Version : 3.50
 Integrator : HP Genie
 Method file : /chem2/ecds5.i/20090618.B/PCB2.m
 Cal Date : 19-Jun-2009 15:29 jraims

Curve	Formula	Units
Averaged	Amt = Rsp/ml	Response
Linear	Amt = b + Rsp/ml	Response

Analytical Resources, Inc.

INITIAL CALIBRATION DATA

Start Cal Date : 18-JUN-2009 17:00
 End Cal Date : 18-JUN-2009 21:36
 Quant Method : ISTD
 Origin : Force
 Target Version : 3.50
 Integrator : HP Genie
 Method file : /chem2/ecds5.i/20090618.B/PCB1.m
 Cal Date : 19-Jun-2009 15:29 paul

Compound	20		100		250		500		1000		0.0000		Curve	b	Coefficients		m2	%RSD or R^2
	Level 1	Level 2	Level 3	Level 4	Level 5	Level 6	Level 7	Level 8	Level 9	Level 10	Level 11	Level 12			m1			
(3)	++++	++++	++++	++++	++++	++++	++++	++++	++++	++++	++++	++++						
	++++	0.04020	0.03822	0.03532	0.03320	0.03139	AVRG								0.03567			10.06884
(4)	++++	++++	++++	++++	++++	++++	++++	++++	++++	++++	++++	++++						
	++++	0.01513	0.01645	0.01512	0.01411	0.01318	AVRG								0.01480			8.29317
7 Aroclor-1016(1)	0.03255	0.02916	0.02547	0.02340	0.02140	++++												
	++++	++++	++++	++++	++++	++++	++++	++++	++++	++++	++++	++++			0.02640			16.96843
(2)	0.10101	0.09041	0.07911	0.07360	0.06847	++++												
	++++	++++	++++	++++	++++	++++	++++	++++	++++	++++	++++	++++			0.08252			15.94425
(3)	0.04423	0.03861	0.03332	0.03055	0.02804	++++												
	++++	++++	++++	++++	++++	++++	++++	++++	++++	++++	++++	++++			0.03495			18.61306
(4)	0.03103	0.02599	0.02292	0.02140	0.02000	++++												
	++++	++++	++++	++++	++++	++++	++++	++++	++++	++++	++++	++++			0.02427			18.07694
6 Aroclor-1248(1)	++++	++++	++++	++++	++++	++++												
	0.03974	++++	++++	++++	++++	++++	++++	++++	++++	++++	++++	++++			0.03974			0.000e+00

Analytical Resources, Inc.
INITIAL CALIBRATION DATA

Start Cal Date : 18-JUN-2009 17:00
 End Cal Date : 18-JUN-2009 21:36
 Quant Method : ISTD
 Origin : Force
 Target Version : 3.50
 Integrator : HP Genie
 Method file : /chem2/ecd5.i/20090618.B/PCB1.m
 Cal Date : 19-Jun-2009 15:29 paul

Compound	20	100	250	500	1000	0.0000	Curve	b	Coefficients	m2	%RSD or R ²
	Level 1	Level 2	Level 3	Level 4	Level 5	Level 6			ml		
(2)	++++	++++	++++	++++	++++	++++	AVRG		0.02750		0.000e+00
	0.02750	++++	++++	++++	++++	++++					
(3)	++++	++++	++++	++++	++++	++++	AVRG		0.03123		0.000e+00
	0.03123	++++	++++	++++	++++	++++					
(4)	++++	++++	++++	++++	++++	++++	AVRG		0.04640		0.000e+00
	0.04640	++++	++++	++++	++++	++++					
8 Arochlor-1254(1)	++++	++++	++++	++++	++++	++++	AVRG		0.05524		0.000e+00
	0.05524	++++	++++	++++	++++	++++					
(2)	++++	++++	++++	++++	++++	++++	AVRG		0.03530		0.000e+00
	0.03530	++++	++++	++++	++++	++++					
(3)	++++	++++	++++	++++	++++	++++	AVRG		0.06695		0.000e+00
	0.06695	++++	++++	++++	++++	++++					
(4)	++++	++++	++++	++++	++++	++++	AVRG		0.07019		0.000e+00
	0.07019	++++	++++	++++	++++	++++					

1906091533

Analytical Resources, Inc.

INITIAL CALIBRATION DATA

Start Cal Date : 18-JUN-2009 17:00
 End Cal Date : 18-JUN-2009 21:36
 Quant Method : ISTD
 Origin : Force
 Target Version : 3.50
 Integrator : HP Genie
 Method file : /chem2/ecds5.i/20090618.B/PCB1.m
 Cal Date : 19-Jun-2009 15:29 paul

Compound	20		100		250		500		1000		0.0000		Coefficients		m2	or R^2
	Level 1	Level 2	Level 3	Level 4	Level 5	Level 6	Level 7	Level 8	Level 9	Level 10	Level 11	Level 12	b	m1		
(2)	++++	++++	++++	++++	++++	++++	++++	++++	++++	++++	++++	++++	AVRG	0.25182		0.000e+00
(3)	++++	++++	++++	++++	++++	++++	++++	++++	++++	++++	++++	++++	AVRG	0.10308		0.000e+00
(4)	++++	++++	++++	++++	++++	++++	++++	++++	++++	++++	++++	++++	AVRG	0.10997		0.000e+00
(5)	++++	++++	++++	++++	++++	++++	++++	++++	++++	++++	++++	++++	AVRG	0.08635		0.000e+00
11 Aroclor-1268 (1)	++++	++++	++++	++++	++++	++++	++++	++++	++++	++++	++++	++++	AVRG	0.28477		0.000e+00
(2)	++++	++++	++++	++++	++++	++++	++++	++++	++++	++++	++++	++++	AVRG	0.27409		0.000e+00
(3)	++++	++++	++++	++++	++++	++++	++++	++++	++++	++++	++++	++++	AVRG	0.21414		0.000e+00

20090618

Analytical Resources, Inc.

INITIAL CALIBRATION DATA

Start Cal Date : 18-JUN-2009 17:00
 End Cal Date : 18-JUN-2009 21:36
 Quant Method : ISTD
 Origin : Force
 Target Version : 3.50
 Integrator : HP Genie
 Method file : /chem2/ecd5.i/20090618.B/PCB1.m
 Cal Date : 19-Jun-2009 15:29 paul

Compound	Coefficients												%RSD or R ²
	20 Level 1	100 Level 2	250 Level 3	500 Level 4	1000 Level 5	0.0000 Level 6	Curve	b	ml	m2			
	250 Level 7	0.0000 Level 8	0.0000 Level 9	0.0000 Level 10	0.0000 Level 11	0.0000 Level 12							
(4)	++++	++++	++++	++++	++++	++++	AVRG		0.60738				0.000e+00
42 2,4-DDE	++++	++++	++++	++++	++++	579	AVRG				579		0.000e+00
43 2,4-DDD	++++	++++	++++	++++	++++	519	AVRG				519		0.000e+00
44 2,4-DDT	++++	++++	++++	++++	++++	619	AVRG				619		0.000e+00
46 4,4-DDE	++++	++++	++++	++++	++++	809	AVRG				809		0.000e+00
47 4,4-DDD	++++	++++	++++	++++	++++	622	AVRG				622		0.000e+00
48 4,4-DDT	++++	++++	++++	++++	++++	693	AVRG				693		0.000e+00

PCB03 00000

Analytical Resources, Inc.

INITIAL CALIBRATION DATA

Start Cal Date : 18-JUN-2009 17:00
 End Cal Date : 18-JUN-2009 21:36
 Quant Method : ISTD
 Origin : Force
 Target Version : 3.50
 Integrator : HP Genie
 Method file : /chem2/ecds5.i/20090618.B/PCB1.m
 Cal Date : 19-Jun-2009 15:29 paul

Compound	20		100		250		500		1000		0.0000		Curve	Coefficients		RSD or R^2
	Level 1	Level 2	Level 3	Level 4	Level 5	Level 6	Level 7	Level 8	Level 9	Level 10	Level 11	Level 12		b	m1	
\$ 1 Tetrachloro-m-xylene	1.55441	1.27078	1.11218	1.04733	0.98408	0.0000	0.0000	0.0000	0.0000	0.0000	0.0000	0.0000	AVRG	1.19376		19.10534
\$ 13 Decachlorobiphenyl	768081	2620248	5725192	11197592	21484900	0.0000	0.0000	0.0000	0.0000	0.0000	0.0000	0.0000	LINEAR	0.0000e+00	1.74082	0.99592

Analytical Resources, Inc.

INITIAL CALIBRATION DATA

Start Cal Date : 18-JUN-2009 17:00
 End Cal Date : 18-JUN-2009 21:36
 Quant Method : ISTD
 Origin : Force
 Target Version : 3.50
 Integrator : HP Genie
 Method file : /chem2/ecds5.i/20090618.B/PCB1.m
 Cal Date : 19-Jun-2009 15:29 paul

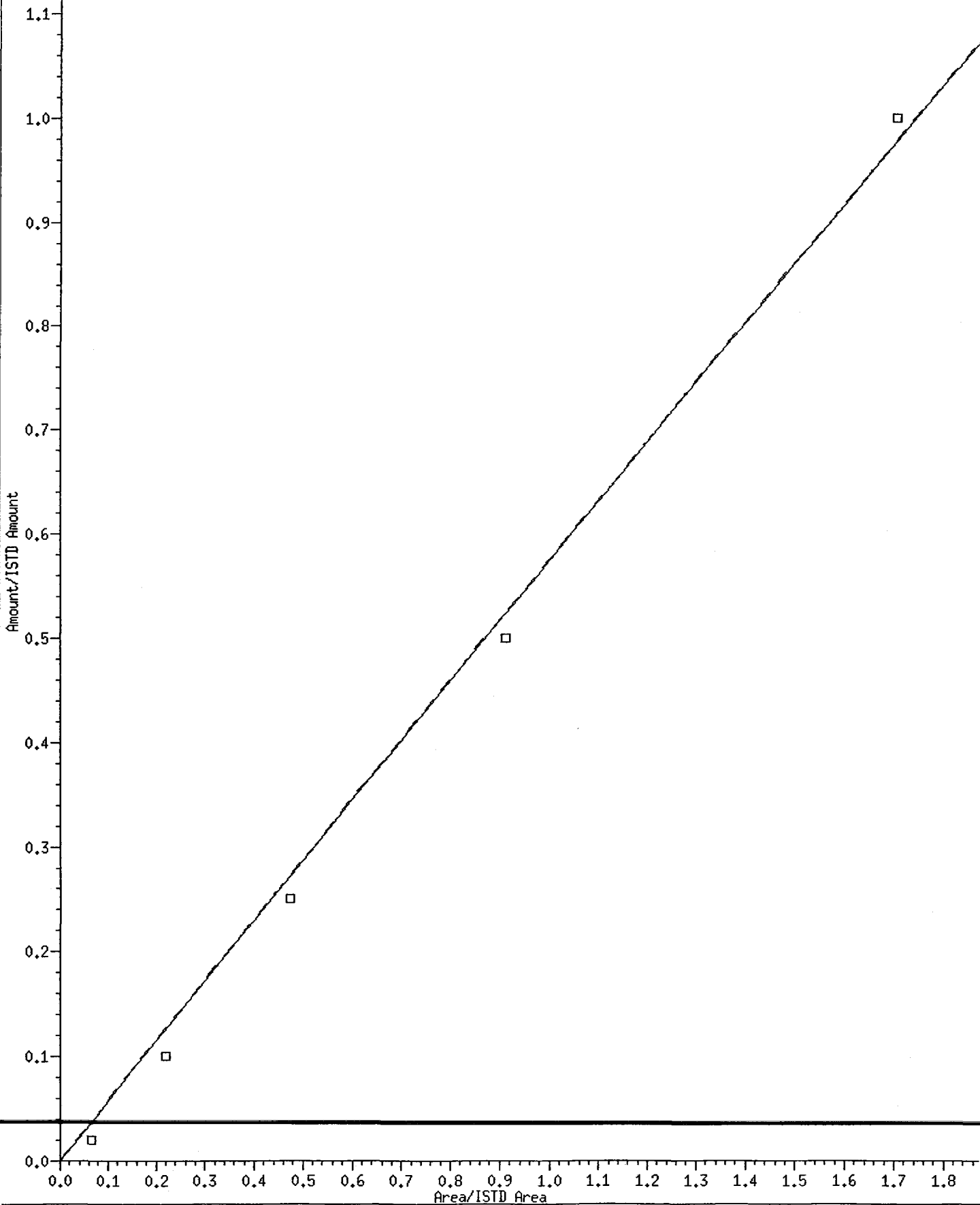
Curve	Formula	Units
Averaged	Amt = Rsp/ml	Response
Linear	Amt = b + Rsp/ml	Response

13 Decachlorobiphenyl

Curve Type: Linear By-Response

Amt = 0 + Rsp/1.740821

R²: 0.9959246

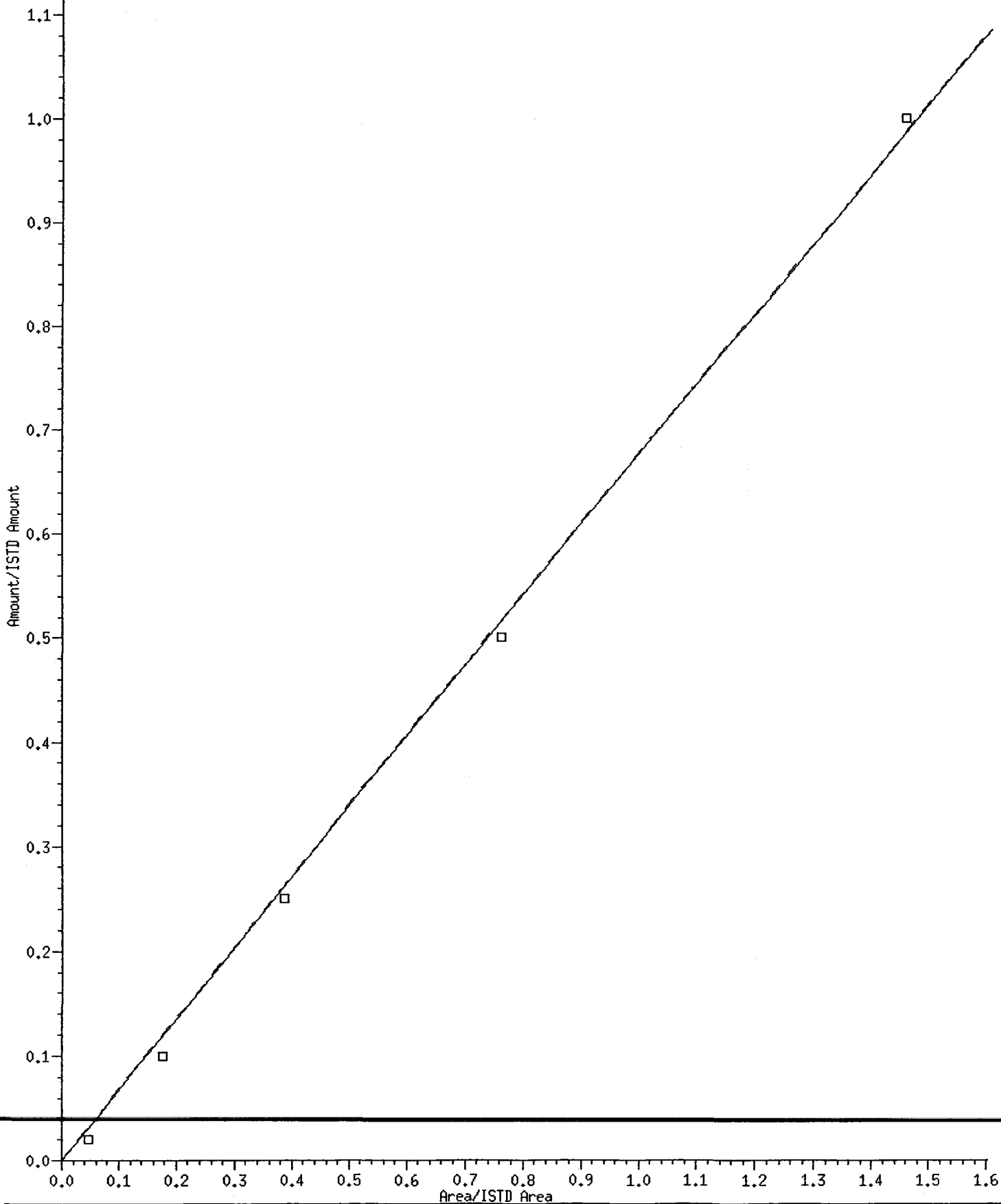


* 13 Decachlorobiphenyl

Curve Type: Linear By-Response

Amt = 0 + Rsp/1.476619

R²: 0.9982961



Analytical Resources Inc.
Dual Column PCB Quantitation Report

Data file 1: 20090618.B/ical-1.b/0617B116.d
Data file 2: 20090618.B/ical-2.b/0617B116.d
Method: /chem2/ecd5.i/20090618.B/PCB1.m
Compound Sublist: PCB
Instrument, Inj. Vol.: ecd5.i, 2ul
Quant Method: Internal Std

ARI ID: IB
Client ID:
Injection Date: 18-JUN-2009 16:42
Report Date: 06/19/2009 09:58
Matrix: SOIL
Dilution Factor: 1.000

RT	ZB5 Col Shift Response	ZB35 Col Shift Response	RT	ZB5 on col	ZB35 on col	RPD	Compound/Flag
4.189	-0.006 16400153	4.680 -0.001 15385891	4.680	36.2	38.3	5.7	Tetrachloro-m-xylene
10.917	0.001 10553843	11.503 0.002 8396092	11.503	42.7	42.6	0.4	Decachlorobiphenyl

- * Indicates RPD > 40%
- M Indicates Column 1 peak was manually integrated
- N Indicates Column 2 peak was manually integrated

SURROGATE PERCENT RECOVERY

SURROGATE	Col1	Col2
Tetrachloro-m-xylene	90.5	95.8
Decachlorobiphenyl	106.8	106.4

je 06/19/09

INTERNAL STANDARD SUMMARY

Standard Cpnd	Column 1		%D
	Standard Area*	Sample Area	
Bromo-Nitrobenzene	30797009	30353085	-1.4
Hexabromobiphenyl	12091267	11348250	-6.1

Standard Cpnd	Column 2		%D
	Standard Area*	Sample Area	
Bromo-Nitrobenzene	31223103	30437848	-2.5
Hexabromobiphenyl	11173293	10687181	-4.4

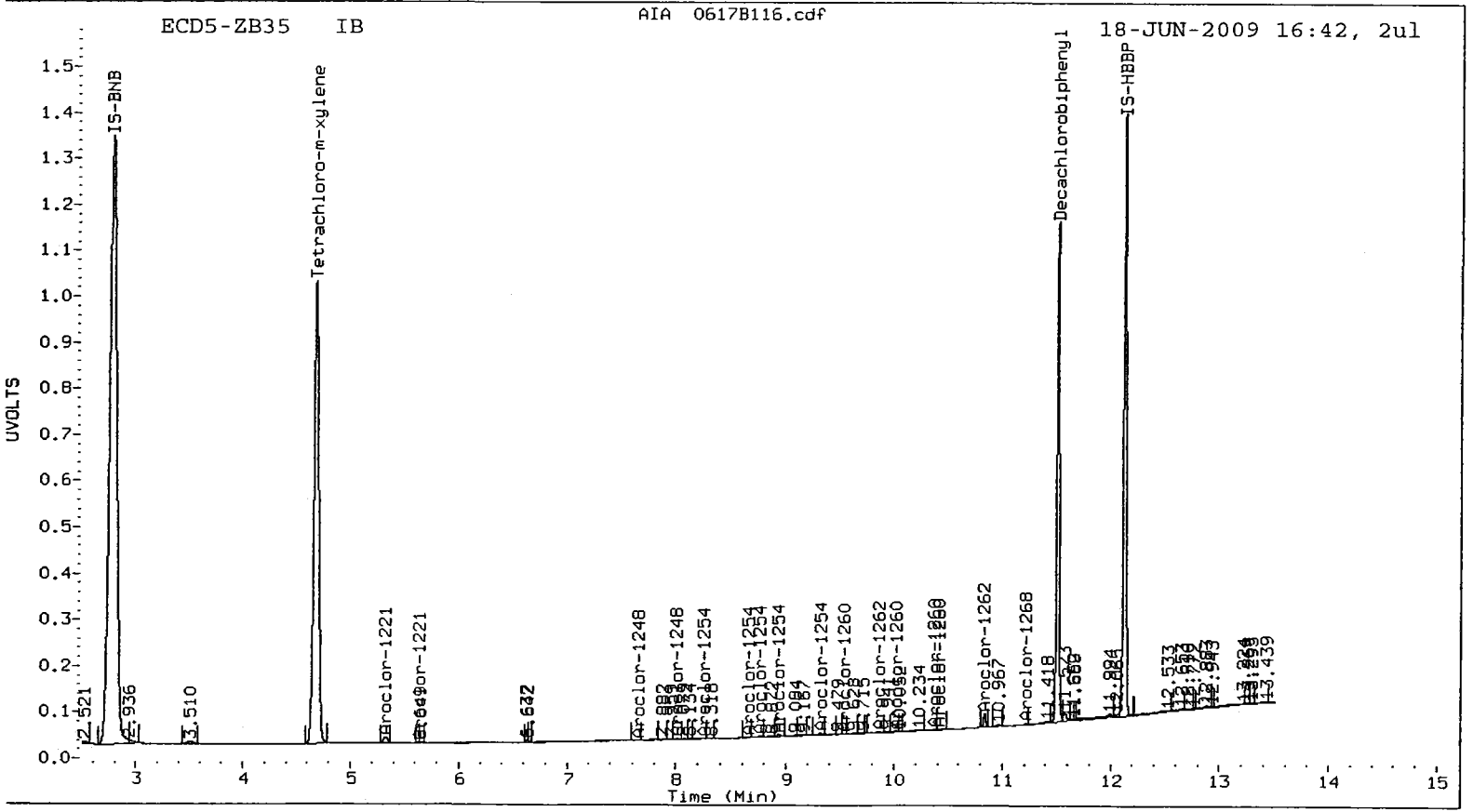
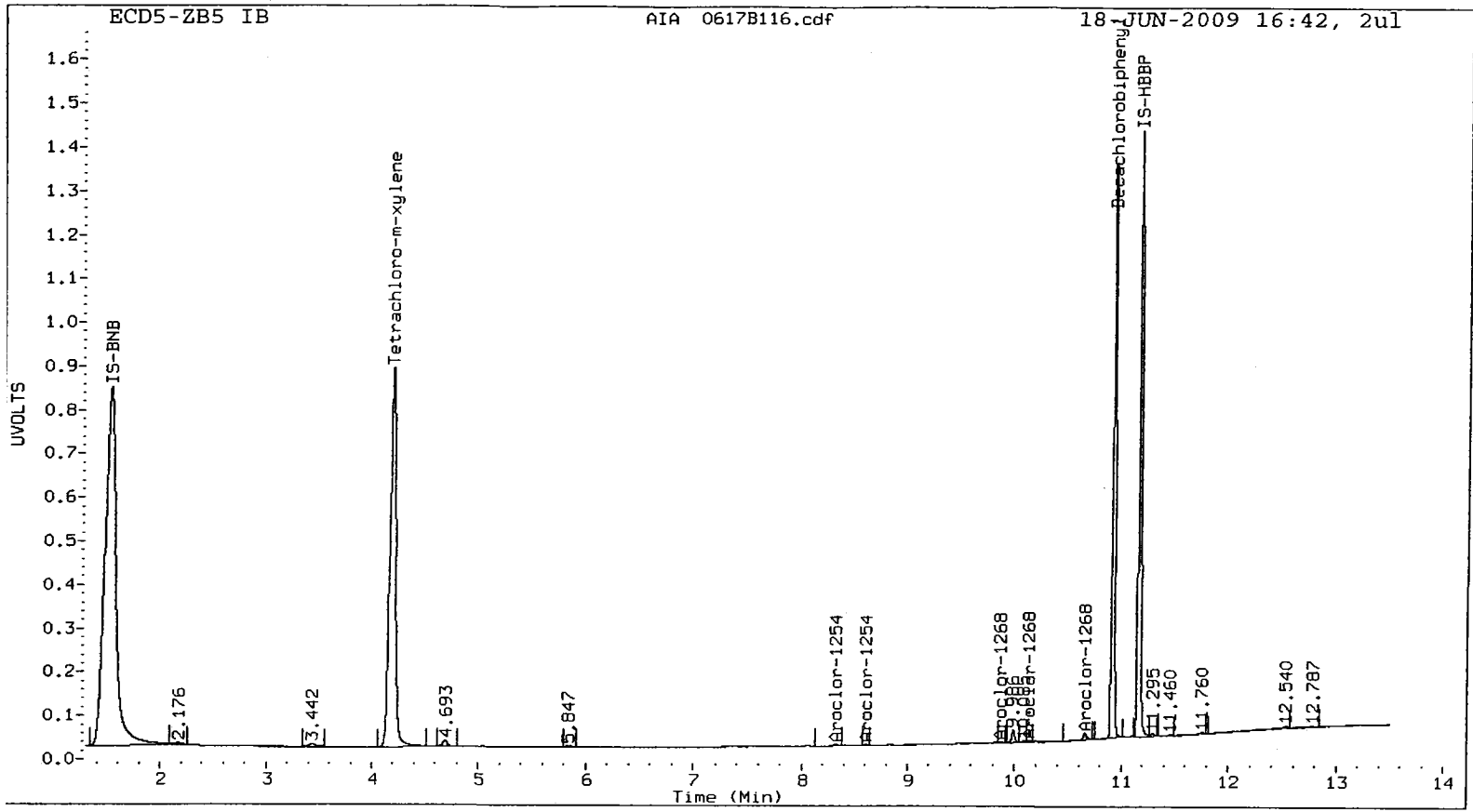
- * Standard Areas taken from Initial Cal Level 3
Initial Calibration Date: 18-JUN-2009
- <- Indicates standard response outside Limits (-50 to +100%)

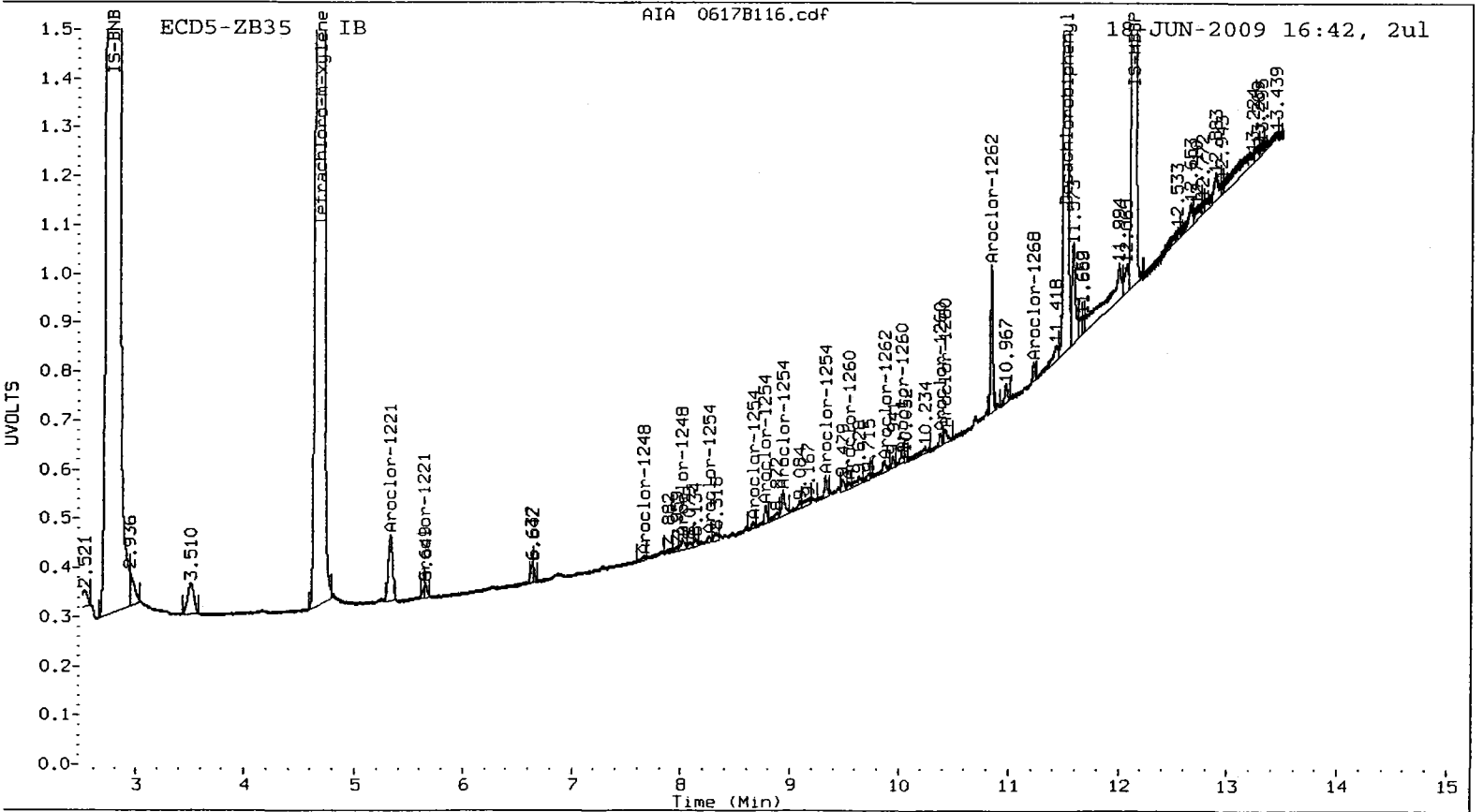
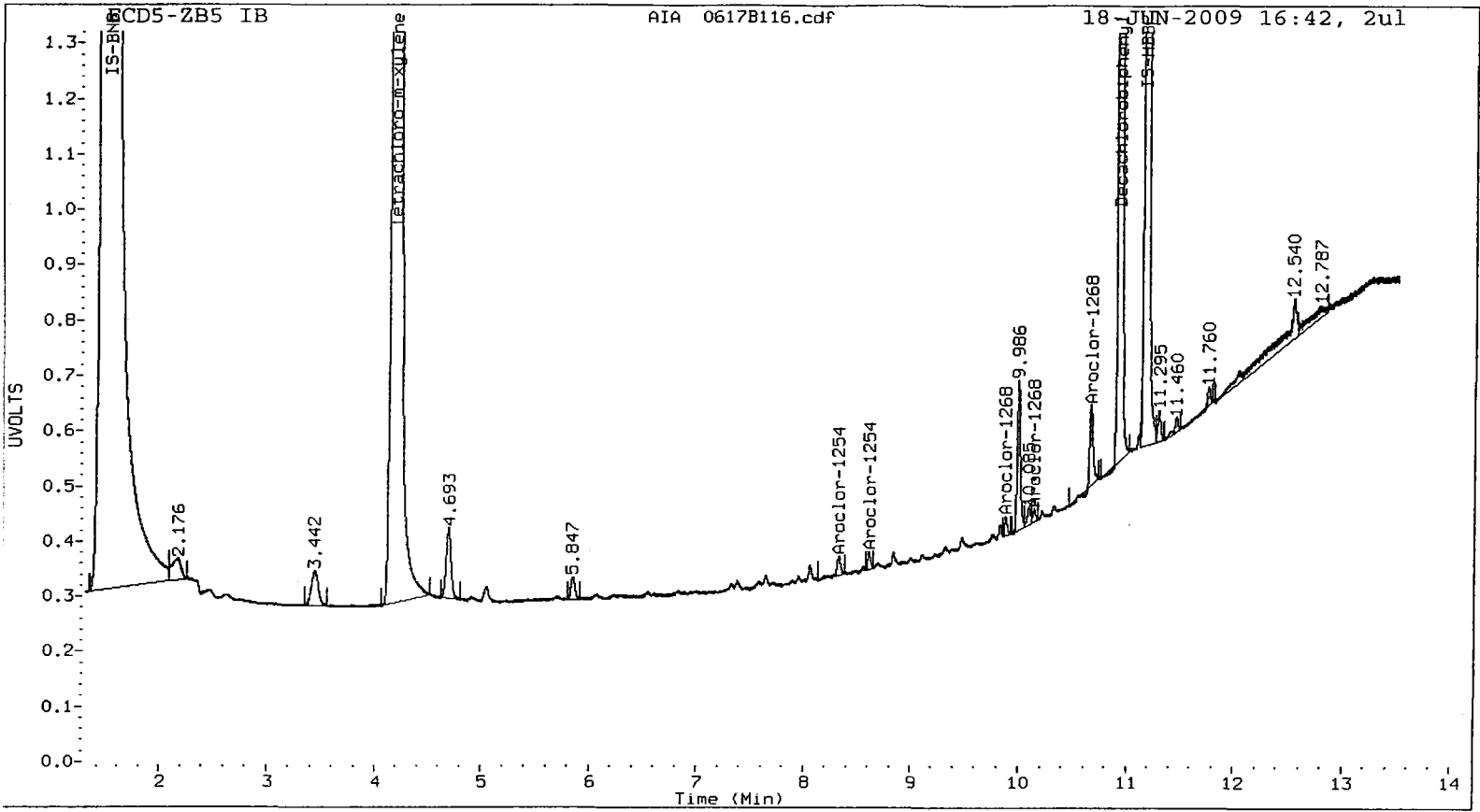
ZB5 Col					ZB35 Col						
Aroclor	Peak#	RT	Shift	Area	Amount	Peak#	RT	Shift	Area	Amount	
Aroclor-1016	1	---			0.0	1	---			0.0	
Aroclor-1016	2	---			0.0	2	---			0.0	
Aroclor-1016	3	---			0.0	3	---			0.0	
Aroclor-1016	4	---			0.0	4	---			0.0	
CollAve: <3 Quant Peaks						Col2Ave: <3 Quant Peaks					
Aroclor-1221	1	---			0.0	1	5.327	0.039	183955	42.0	
Aroclor-1221	2	---			0.0	2	---			0.0	
Aroclor-1221	3	---			0.0	3	5.642	0.023	16148	2.0	
Aroclor-1221	NS	---			----	4	---			0.0	
CollAve: <3 Quant Peaks						Col2Ave: <3 Quant Peaks					
Aroclor-1232	1	---			0.0	1	---			0.0	
Aroclor-1232	2	---			0.0	2	---			0.0	
Aroclor-1232	3	---			0.0	3	---			0.0	
Aroclor-1232	4	---			0.0	4	---			0.0	
CollAve: <3 Quant Peaks						Col2Ave: <3 Quant Peaks					
Aroclor-1242	1	---			0.0	1	---			0.0	
Aroclor-1242	2	---			0.0	2	---			0.0	
Aroclor-1242	3	---			0.0	3	---			0.0	
Aroclor-1242	4	---			0.0	4	---			0.0	
CollAve: <3 Quant Peaks						Col2Ave: <3 Quant Peaks					
Aroclor-1248	1	---			0.0	1	---			0.0	
Aroclor-1248	2	---			0.0	2	---			0.0	
Aroclor-1248	3	---			0.0	3	7.654	0.000	12663	1.2	
Aroclor-1248	4	---			0.0	4	8.010	0.001	27275	2.0	
CollAve: <3 Quant Peaks						Col2Ave: <3 Quant Peaks					
Aroclor-1254	1	---			0.0	1	8.249	0.002	19882	1.3	
Aroclor-1254	2	---			0.0	2	8.656	0.001	13749	1.3	
Aroclor-1254	3	---			0.0	3	8.767	0.000	35434	1.7	
Aroclor-1254	4	8.328	0.004	39160	1.5	4	8.931	0.001	50604	2.1	
Aroclor-1254	5	8.606	0.003	31139	2.0	5	9.323	-0.002	44586	2.9	
CollAve: <3 Quant Peaks						Col2Ave: 1.9					
Aroclor-1260	1	---			0.0	1	9.535	0.000	10681	1.2	
Aroclor-1260	2	---			0.0	2	10.019	0.001	21445	0.8	
Aroclor-1260	3	---			0.0	3	10.372	-0.002	21618	3.5	
Aroclor-1260	4	---			0.0	4	10.420	0.002	27818	1.8	
Aroclor-1260	5	---			0.0	NS	---			----	
CollAve: <3 Quant Peaks						Col2Ave: 1.8					
Aroclor-1262	1	---			0.0	1	9.860	0.007	32212	2.1	
Aroclor-1262	2	---			0.0	2	10.019	0.002	21445	0.6	
Aroclor-1262	3	---			0.0	3	10.372	0.001	21618	1.7	
Aroclor-1262	4	---			0.0	4	10.420	0.002	27818	1.4	
Aroclor-1262	5	---			0.0	5	10.836	-0.051	224167	21.7	
CollAve: <3 Quant Peaks						Col2Ave: 5.5					
Aroclor-1268	1	9.874	0.054	29092	0.7	1	10.372	0.001	21618	0.6	
Aroclor-1268	2	---			0.0	2	10.420	0.003	27818	0.9	
Aroclor-1268	3	10.134	0.003	21829	0.7	3	---			0.0	
Aroclor-1268	4	10.658	0.013	148357	1.7	4	11.216	0.000	18102	0.3	
Total CollAve (3 peaks):				1.1	Total Col2Ave (3 peaks):				0.6	RPD = 56*	
Corrected Ave: < 3 Peaks					Corrected Ave: < 3 Peaks						

Total PCB Area Coll (4.294 - 10.816) = 831592 Coll Total PCB = 0.0 ppm*

Total PCB Area Col2 (4.781 - 11.402) = 1125514 Col2 Total PCB = 0.0 ppm*

* Quantitated against AR1660 0.25ppm in Ical





Analytical Resources, Inc.
INITIAL CALIBRATION DATA

Start Cal Date : 18-JUN-2009 17:00
 End Cal Date : 18-JUN-2009 21:36
 Quant Method : ISTD
 Origin : Force
 Target Version : 3.50
 Integrator : HP Genie
 Method file : /chem2/ecds5.i/20090618.B/PCB2.m
 Cal Date : 19-Jun-2009 14:54 j rains

Calibration File Names:

Level 1 : /chem2/ecds5.i/20090618.B/ical-2.b/0617B123.d
 Level 2 : /chem2/ecds5.i/20090618.B/ical-2.b/0617B125.d
 Level 3 : /chem2/ecds5.i/20090618.B/ical-2.b/0617B122.d
 Level 4 : /chem2/ecds5.i/20090618.B/ical-2.b/0617B126.d
 Level 5 : /chem2/ecds5.i/20090618.B/ical-2.b/0617B124.d
 Level 6 : /chem2/ecds5.i/20090618.B/ddt-2.b/0617B133.d
 Level 7 : /chem2/ecds5.i/20090618.B/ical-2.b/0617B132.d
 Level 8 : /chem2/ecds5.i/20090618.B/ical-2.b/0617B118.d
 Level 9 : /chem2/ecds5.i/20090618.B/ical-2.b/0617B120.d
 Level 10 : /chem2/ecds5.i/20090618.B/ical-2.b/0617B117.d
 Level 11 : /chem2/ecds5.i/20090618.B/ical-2.b/0617B121.d
 Level 12 : /chem2/ecds5.i/20090618.B/ical-2.b/0617B119.d

Compound	20		100		250		500		1000		0.0000		Coefficients		%RSD or R ²	
	Level 1	Level 2	Level 3	Level 4	Level 5	Level 6	Level 7	Level 8	Level 9	Level 10	Level 11	Level 12	b	m1		m2
1 Arochlor-1221(1)	++++ 0.01152	++++ ++++	++++ ++++	++++ ++++	++++ ++++	++++ ++++	++++ ++++	++++ ++++	++++ ++++	++++ ++++	++++ ++++	++++ ++++	AVRG	0.01152		0.000e+00
(2)	++++ 0.00693	++++ ++++	++++ ++++	++++ ++++	++++ ++++	++++ ++++	++++ ++++	++++ ++++	++++ ++++	++++ ++++	++++ ++++	++++ ++++	AVRG	0.00693		0.000e+00

19 JUN 2009 14:55

Analytical Resources, Inc.

INITIAL CALIBRATION DATA

Start Cal Date : 18-JUN-2009 17:00
 End Cal Date : 18-JUN-2009 21:36
 Quant Method : ISTD
 Origin : Force
 Target Version : 3.50
 Integrator : HP Genie
 Method file : /chem2/ecds5.i/20090618.B/PCB2.m
 Cal Date : 19-Jun-2009 14:54 jrains

Compound	20		100		250		500		1000		0.0000		Curve	b	Coefficients		m2	RSD or R^2
	Level 1	Level 2	Level 3	Level 4	Level 5	Level 6	Level 7	Level 8	Level 9	Level 10	Level 11	Level 12			m1			
(3)	++++	++++	++++	++++	++++	++++	++++	++++	++++	++++	++++	++++	AVRG		0.02133			0.000e+00
(4)	0.02133	++++	++++	++++	++++	++++	++++	++++	++++	++++	++++	++++	AVRG		0.00273			0.000e+00
4 Aroclor-1232 (1)	++++	++++	++++	++++	++++	++++	++++	++++	++++	++++	++++	++++	AVRG		0.01851			11.91632
(2)	++++	0.02119	0.02034	0.01809	0.01690	0.01603	0.01603	0.01603	0.01603	0.01603	0.01603	0.01603	AVRG		0.01791			14.40129
(3)	++++	0.02173	0.01908	0.01742	0.01607	0.01526	0.01526	0.01526	0.01526	0.01526	0.01526	0.01526	AVRG		0.03298			14.50953
(4)	++++	0.04073	0.03419	0.03142	0.02964	0.02891	0.02891	0.02891	0.02891	0.02891	0.02891	0.02891	AVRG		0.01280			9.36447
3 Aroclor-1242 (1)	++++	0.01385	0.01414	0.01278	0.01185	0.01140	0.01140	0.01140	0.01140	0.01140	0.01140	0.01140	AVRG		0.02683			0.000e+00
(3)	0.02683	++++	++++	++++	++++	++++	++++	++++	++++	++++	++++	++++	AVRG		0.02683			0.000e+00

19 JUN 2009 14:54

Analytical Resources, Inc.
INITIAL CALIBRATION DATA

Start Cal Date : 18-JUN-2009 17:00
 End Cal Date : 18-JUN-2009 21:36
 Quant Method : ISTD
 Origin : Force
 Target Version : 3.50
 Integrator : HP Genie
 Method file : /chem2/ecds5.i/20090618.B/PCB2.m
 Cal Date : 19-Jun-2009 14:54 j rains

Compound	20		100		250		500		1000		0.0000		Coefficients		%RSD or R ²	
	Level 1	Level 2	Level 3	Level 4	Level 5	Level 6	Level 7	Level 8	Level 9	Level 10	Level 11	Level 12	b	m1		m2
(2)	++++	++++	++++	++++	++++	++++	++++	++++	++++	++++	++++	++++	AVRG	0.05355		0.000e+00
(3)	++++	++++	++++	++++	++++	++++	++++	++++	++++	++++	++++	++++	AVRG			
(4)	++++	++++	++++	++++	++++	++++	++++	++++	++++	++++	++++	++++	AVRG	0.02138		0.000e+00
6 AROCLOR-1248(1)	++++	++++	++++	++++	++++	++++	++++	++++	++++	++++	++++	++++	AVRG	0.01024		0.000e+00
(2)	++++	++++	++++	++++	++++	++++	++++	++++	++++	++++	++++	++++	AVRG	0.03494		0.000e+00
(3)	++++	++++	++++	++++	++++	++++	++++	++++	++++	++++	++++	++++	AVRG			
(4)	++++	++++	++++	++++	++++	++++	++++	++++	++++	++++	++++	++++	AVRG	0.02173		0.000e+00
	++++	++++	++++	++++	++++	++++	++++	++++	++++	++++	++++	++++	AVRG	0.02759		0.000e+00
	++++	++++	++++	++++	++++	++++	++++	++++	++++	++++	++++	++++	AVRG			
	++++	++++	++++	++++	++++	++++	++++	++++	++++	++++	++++	++++	AVRG	0.03578		0.000e+00

19 JUN 2009 14:55

Analytical Resources, Inc.

INITIAL CALIBRATION DATA

Start Cal Date : 18-JUN-2009 17:00
 End Cal Date : 18-JUN-2009 21:36
 Quant Method : ISTD
 Origin : Force
 Target Version : 3.50
 Integrator : HP Genie
 Method file : /chem2/ecds5.i/20090618.B/PCB2.m
 Cal Date : 19-Jun-2009 14:54 j rains

Compound	20		100		250		500		1000		0.0000		Curve	Coefficients		m2	%RSD or R^2
	Level 1	Level 2	Level 3	Level 4	Level 5	Level 6	Level 7	Level 8	Level 9	Level 10	Level 11	Level 12		b	m1		
7 Aroclor-1016(1)	0.04715	0.03982	0.03465	0.03216	0.02904	++++	++++	++++	++++	++++	++++	++++	AVRG	0.03656			19.45340
(2)	0.09337	0.07772	0.07058	0.06708	0.06238	++++	++++	++++	++++	++++	++++	++++	AVRG	0.07423			16.27386
(3)	0.03761	0.03133	0.02785	0.02579	0.02381	++++	++++	++++	++++	++++	++++	++++	AVRG	0.02928			18.54100
(4)	0.02213	0.01953	0.01851	0.01726	0.01609	++++	++++	++++	++++	++++	++++	++++	AVRG	0.01871			12.35020
8 Aroclor-1254(1)	0.04066	++++	++++	++++	++++	++++	++++	++++	++++	++++	++++	++++	AVRG	0.04066			0.000e+00
(2)	0.02833	++++	++++	++++	++++	++++	++++	++++	++++	++++	++++	++++	AVRG	0.02833			0.000e+00
(3)	0.05580	++++	++++	++++	++++	++++	++++	++++	++++	++++	++++	++++	AVRG	0.05580			0.000e+00

7 20 09 14:54

Analytical Resources, Inc.

INITIAL CALIBRATION DATA

Start Cal Date : 18-JUN-2009 17:00
 End Cal Date : 18-JUN-2009 21:36
 Quant Method : ISTD
 Origin : Force
 Target Version : 3.50
 Integrator : HP Genie
 Method file : /chem2/ecd5.i/20090618.B/PCB2.m
 Cal Date : 19-Jun-2009 14:54 j rains

Compound	20		100		250		500		1000		0.0000		Coefficients		RSD or R ²	
	Level 1	Level 2	Level 3	Level 4	Level 5	Level 6	Level 7	Level 8	Level 9	Level 10	Level 11	Level 12	b	m1		m2
(4)	++++	++++	++++	++++	++++	++++	++++	++++	++++	++++	++++	++++				
	0.06265	++++	++++	++++	++++	++++	++++	++++	++++	++++	++++	++++	AVRG	0.06265		0.000e+00
(5)	++++	++++	++++	++++	++++	++++	++++	++++	++++	++++	++++	++++				
	0.03980	++++	++++	++++	++++	++++	++++	++++	++++	++++	++++	++++	AVRG	0.03980		0.000e+00
10 Aroclor-1262(1)	++++	++++	++++	++++	++++	++++	++++	++++	++++	++++	++++	++++				
	0.11693	++++	++++	++++	++++	++++	++++	++++	++++	++++	++++	++++	AVRG	0.11693		0.000e+00
(2)	++++	++++	++++	++++	++++	++++	++++	++++	++++	++++	++++	++++				
	0.24717	++++	++++	++++	++++	++++	++++	++++	++++	++++	++++	++++	AVRG	0.24717		0.000e+00
(3)	++++	++++	++++	++++	++++	++++	++++	++++	++++	++++	++++	++++				
	0.09751	++++	++++	++++	++++	++++	++++	++++	++++	++++	++++	++++	AVRG	0.09751		0.000e+00
(4)	++++	++++	++++	++++	++++	++++	++++	++++	++++	++++	++++	++++				
	0.14888	++++	++++	++++	++++	++++	++++	++++	++++	++++	++++	++++	AVRG	0.14888		0.000e+00
(5)	++++	++++	++++	++++	++++	++++	++++	++++	++++	++++	++++	++++				
	0.07715	++++	++++	++++	++++	++++	++++	++++	++++	++++	++++	++++	AVRG	0.07715		0.000e+00

Analytical Resources, Inc.
INITIAL CALIBRATION DATA

Start Cal Date : 18-JUN-2009 17:00
 End Cal Date : 18-JUN-2009 21:36
 Quant Method : ISTD
 Origin : Force
 Target Version : 3.50
 Integrator : HP Genie
 Method file : /chem2/ecds5.i/20090618.B/PCB2.m
 Cal Date : 19-Jun-2009 14:54 jraims

Compound	Coefficients												RSD or R ²
	20 Level 1	100 Level 2	250 Level 3	500 Level 4	1000 Level 5	0.0000 Level 6	Curve	b	ml	m2			
9 Aroclor-1260(1)	298736 ++++	1141191 ++++	2542604 ++++	4926604 ++++	9519769 ++++	++++	LI NR	0.000e+00	0.06673				0.99653
(2)	780828 ++++	2888752 ++++	6671628 ++++	13205285 ++++	28162314 ++++	++++	LI NR	0.000e+00	0.19206				0.99930
(3)	210139 ++++	775117 ++++	1728540 ++++	3357902 ++++	6614981 ++++	++++	LI NR	0.000e+00	0.04611				0.99767
(4)	519029 ++++	1870362 ++++	4250490 ++++	8357278 ++++	16447756 ++++	++++	LI NR	0.000e+00	0.11454				0.99806
11 Aroclor-1268(1)	++++	++++	++++	++++	++++	++++	AVRG		0.25815				0.000e+00
(2)	0.25815 ++++	++++	++++	++++	++++	++++	AVRG		0.23276				0.000e+00
(3)	0.17369 ++++	++++	++++	++++	++++	++++	AVRG		0.17369				0.000e+00

20090618

Analytical Resources, Inc.

INITIAL CALIBRATION DATA

Start Cal Date : 18-JUN-2009 17:00
 End Cal Date : 18-JUN-2009 21:36
 Quant Method : ISTD
 Origin : Force
 Target Version : 3.50
 Integrator : HP Genie
 Method file : /chem2/ecds5.i/20090618.B/PCB2.m
 Cal Date : 19-Jun-2009 14:54 j rains

Compound	20		100		250		500		1000		0.0000		Coefficients		m2	or R^2
	Level 1	Level 2	Level 3	Level 4	Level 5	Level 6	Level 7	Level 8	Level 9	Level 10	Level 11	Level 12	b	m1		
41 2,4-DDE	++++ 0.52035	++++ 0.0000	++++ 0.0000	++++ 0.0000	++++ 0.0000	++++ 0.0000	++++ 0.0000	++++ 0.0000	++++ 0.0000	++++ 0.0000	++++ 0.0000	++++ 0.0000	++++ 0.52035			0.000e+00
42 2,4-DDD	++++	++++	++++	++++	++++	++++	++++	++++	++++	++++	++++	++++	++++	521	521	0.000e+00
44 4,4-DDE	++++	++++	++++	++++	++++	++++	++++	++++	++++	++++	++++	++++	++++	461	461	0.000e+00
45 4,4-DDD/2,4-DDT	++++	++++	++++	++++	++++	++++	++++	++++	++++	++++	++++	++++	++++	755	755	0.000e+00
46 4,4-DDT	++++	++++	++++	++++	++++	++++	++++	++++	++++	++++	++++	++++	++++	591	591	0.000e+00
\$ 2 Tetrachloro-m-xylene	1.36426	1.04729	0.99696	0.96341	0.90227	0.90227	0.90227	0.90227	0.90227	0.90227	0.90227	0.90227	0.90227	1.05484	1.05484	17.14191

000000 000000

Analytical Resources, Inc.

INITIAL CALIBRATION DATA

Start Cal Date : 18-JUN-2009 17:00
 End Cal Date : 18-JUN-2009 21:36
 Quant Method : ISTD
 Origin : Force
 Target Version : 3.50
 Integrator : HP Genie
 Method file : /chem2/ecds5.i/20090618.B/PCB2.m
 Cal Date : 19-Jun-2009 14:54 jraims

Compound	Coefficients												*RSD or R^2
	20 Level 1	100 Level 2	250 Level 3	500 Level 4	1000 Level 5	0.0000 Level 6	Curve	b	m1	m2			
	250 Level 7	0.0000 Level 8	0.0000 Level 9	0.0000 Level 10	0.0000 Level 11	0.0000 Level 12							
\$ 13 Decachlorobiphenyl	503639 ++++	1935997 ++++	4324935 ++++	8623446 ++++	16977974 ++++	++++	LINR	0.000e+00	1.47662				0.99830

Analytical Resources, Inc.

INITIAL CALIBRATION DATA

Start Cal Date : 18-JUN-2009 17:00
 End Cal Date : 18-JUN-2009 21:36
 Quant Method : ISTD
 Origin : Force
 Target Version : 3.50
 Integrator : HP Genie
 Method file : /chem2/ecds5.i/20090618.B/PCB2.m
 Cal Date : 19-Jun-2009 14:54 j rains

Curve	Formula	Units
Averaged	Amt = Rsp/ml	Response
Linear	Amt = b + Rsp/ml	Response

Analytical Resources, Inc.
INITIAL CALIBRATION DATA

Start Cal Date : 18-JUN-2009 17:00
 End Cal Date : 18-JUN-2009 21:36
 Quant Method : ISTD
 Origin : Force
 Target Version : 3.50
 Integrator : HP Genie
 Method file : /chem2/ecds5.i/20090618.B/PCB1.m
 Cal Date : 19-Jun-2009 14:58 j rains

Calibration File Names:
 Level 1: /chem2/ecds5.i/20090618.B/ical-1.b/0617B123.d
 Level 2: /chem2/ecds5.i/20090618.B/ical-1.b/0617B125.d
 Level 3: /chem2/ecds5.i/20090618.B/ical-1.b/0617B122.d
 Level 4: /chem2/ecds5.i/20090618.B/ical-1.b/0617B126.d
 Level 5: /chem2/ecds5.i/20090618.B/ical-1.b/0617B124.d
 Level 6: /chem2/ecds5.i/20090618.B/ddt-1.b/0617B133.d
 Level 7: /chem2/ecds5.i/20090618.B/ical-1.b/0617B132.d
 Level 8: /chem2/ecds5.i/20090618.B/ical-1.b/0617B118.d
 Level 9: /chem2/ecds5.i/20090618.B/ical-1.b/0617B120.d
 Level 10: /chem2/ecds5.i/20090618.B/ical-1.b/0617B117.d
 Level 11: /chem2/ecds5.i/20090618.B/ical-1.b/0617B121.d
 Level 12: /chem2/ecds5.i/20090618.B/ical-1.b/0617B119.d

Compound	Coefficients												%RSD or R ²
	20 Level 1	100 Level 2	250 Level 3	500 Level 4	1000 Level 5	0.0000 Level 6	Curve	b	ml	m2			
2 Arochlor-1221(1)	++++ 0.01130	++++ 0.0000	++++ 0.0000	++++ 0.0000	++++ 0.0000	++++ 0.0000	AVRG	0.01130					0.000e+00
(2)	++++ 0.00806	++++ 0.0000	++++ 0.0000	++++ 0.0000	++++ 0.0000	++++ 0.0000	AVRG	0.00806					0.000e+00

19 JUN 2009 14:58

Analytical Resources, Inc.

INITIAL CALIBRATION DATA

Start Cal Date : 18-JUN-2009 17:00
 End Cal Date : 18-JUN-2009 21:36
 Quant Method : ISTD
 Origin : Force
 Target Version : 3.50
 Integrator : HP Genie
 Method file : /chem2/ecds5.i/20090618.B/PCB1.m
 Cal Date : 19-Jun-2009 14:58 j rains

Compound	Coefficients												%RSD or R ²
	20 Level 1	100 Level 2	250 Level 3	500 Level 4	1000 Level 5	0.0000 Level 6	Curve	b	ml	m2			
3 Aroclor-1242(1)	250 Level 7	0.0000 Level 8	0.0000 Level 9	0.0000 Level 10	0.0000 Level 11	0.0000 Level 12							
	+++++	+++++	+++++	+++++	+++++	+++++							
	0.02740	+++++	+++++	+++++	+++++	+++++	AVRG		0.02740				0.000e+00
(2)	+++++	+++++	+++++	+++++	+++++	+++++							
	0.01988	+++++	+++++	+++++	+++++	+++++	AVRG		0.01988				0.000e+00
	+++++	+++++	+++++	+++++	+++++	+++++	AVRG		0.06111				0.000e+00
(3)	+++++	+++++	+++++	+++++	+++++	+++++							
	0.02590	+++++	+++++	+++++	+++++	+++++	AVRG		0.02590				0.000e+00
	+++++	+++++	+++++	+++++	+++++	+++++	AVRG						
(4)	+++++	+++++	+++++	+++++	+++++	+++++							
	0.02108	+++++	+++++	+++++	+++++	+++++	AVRG		0.02108				0.000e+00
	+++++	+++++	+++++	+++++	+++++	+++++	AVRG						
4 Aroclor-1232(1)	+++++	+++++	+++++	+++++	+++++	+++++							
	0.02714	0.02474	0.02474	0.02315	0.02109	0.01926	AVRG		0.02308				13.33022
	+++++	+++++	+++++	+++++	+++++	+++++	AVRG						
(2)	+++++	+++++	+++++	+++++	+++++	+++++							
	0.01439	0.01260	0.01162	0.01086	0.01012	0.01192	AVRG		0.01192				13.93126
	+++++	+++++	+++++	+++++	+++++	+++++	AVRG						

Analytical Resources, Inc.

INITIAL CALIBRATION DATA

Start Cal Date : 18-JUN-2009 17:00
 End Cal Date : 18-JUN-2009 21:36
 Quant Method : ISTD
 Origin : Force
 Target Version : 3.50
 Integrator : HP Genie
 Method file : /chem2/ecds5.i/20090618.B/PCB1.m
 Cal Date : 19-Jun-2009 14:58 jraims

Compound	20		100		250		500		1000		0.0000		Coefficients		RSD or R ²	
	Level 1	Level 2	Level 3	Level 4	Level 5	Level 6	Level 7	Level 8	Level 9	Level 10	Level 11	Level 12	b	m1		m2
(3)	++++	++++	++++	++++	++++	++++	++++	++++	++++	++++	++++	++++	0.03139	AVRG	0.03567	10.06884
(4)	++++	++++	++++	++++	++++	++++	++++	++++	++++	++++	++++	++++	0.01512	AVRG	0.01480	8.29317
7 Atroc	0.03255	0.02916	0.02547	0.02340	0.02140	0.02140	0.02340	0.02340	0.02140	0.02140	0.02140	0.02140	0.02340	AVRG	0.02640	16.96843
(2)	0.10101	0.09041	0.07911	0.07360	0.06847	0.06847	0.07360	0.07360	0.06847	0.06847	0.06847	0.06847	0.07360	AVRG	0.08252	15.94425
(3)	0.04423	0.03861	0.03332	0.03055	0.02804	0.02804	0.03055	0.03055	0.02804	0.02804	0.02804	0.02804	0.03055	AVRG	0.03495	18.61306
(4)	0.03103	0.02599	0.02292	0.02140	0.02000	0.02000	0.02140	0.02140	0.02000	0.02000	0.02000	0.02000	0.02140	AVRG	0.02427	18.07694
6 Atroc	0.03974	0.03974	0.03974	0.03974	0.03974	0.03974	0.03974	0.03974	0.03974	0.03974	0.03974	0.03974	0.03974	AVRG	0.03974	0.000e+00

PCB1: 00010

Analytical Resources, Inc.

INITIAL CALIBRATION DATA

Start Cal Date : 18-JUN-2009 17:00
 End Cal Date : 18-JUN-2009 21:36
 Quant Method : ISTD
 Origin : Force
 Target Version : 3.50
 Integrator : HP Genie
 Method file : /chem2/ecds5.i/20090618.B/PCB1.m
 Cal Date : 19-Jun-2009 14:58 jraims

Compound	Coefficients												%RSD or R ²
	20 Level 1	100 Level 2	250 Level 3	500 Level 4	1000 Level 5	0.0000 Level 6	Curve	b	ml	m2			
(2)	++++	++++	++++	++++	++++	++++	AVRG		0.02750				0.000e+00
(3)	++++	++++	++++	++++	++++	++++	AVRG		0.03123				0.000e+00
(4)	++++	++++	++++	++++	++++	++++	AVRG		0.04640				0.000e+00
8 Aroclor-1254 (1)	++++	++++	++++	++++	++++	++++	AVRG		0.05524				0.000e+00
(2)	++++	++++	++++	++++	++++	++++	AVRG		0.03530				0.000e+00
(3)	++++	++++	++++	++++	++++	++++	AVRG		0.06695				0.000e+00
(4)	++++	++++	++++	++++	++++	++++	AVRG		0.07019				0.000e+00

Analytical Resources, Inc.
INITIAL CALIBRATION DATA

Start Cal Date : 18-JUN-2009 17:00
 End Cal Date : 18-JUN-2009 21:36
 Quant Method : ISTD
 Origin : Force
 Target Version : 3.50
 Integrator : HP Genie
 Method file : /chem2/ecd5.i/20090618.B/PCB1.m
 Cal Date : 19-Jun-2009 14:58 jraims

Compound	20		100		250		500		1000		0.0000		Coefficients		%RSD or R ²		
	Level 1	Level 2	Level 3	Level 4	Level 5	Level 6	Level 7	Level 8	Level 9	Level 10	Level 11	Level 12	Curve	b		m1	m2
(5)	++++	++++	++++	++++	++++	++++	++++	++++	++++	++++	++++	++++	AVRG		0.04164		0.000e+00
9 Aroclor-1260(1)	383845	1454150	3191076	6066332	11459573	++++	++++	++++	++++	++++	++++	++++	LINR	0.000e+00	0.07478		0.99383
(2)	361407	1371435	3029407	5792082	10998974	++++	++++	++++	++++	++++	++++	++++	LINR	0.000e+00	0.07162		0.99463
(3)	865490	3339193	7484891	14529829	27807193	++++	++++	++++	++++	++++	++++	++++	LINR	0.000e+00	0.18039		0.99601
(4)	505845	1761094	3885622	7414403	14200661	++++	++++	++++	++++	++++	++++	++++	LINR	0.000e+00	0.09226		0.99508
(5)	241411	900204	1996732	3814036	7275898	++++	++++	++++	++++	++++	++++	++++	LINR	0.000e+00	0.04731		0.99500
10 Aroclor-1262(1)	0.10556	++++	++++	++++	++++	++++	++++	++++	++++	++++	++++	++++	AVRG		0.10556		0.000e+00

PCB1 : 00010

Analytical Resources, Inc.

INITIAL CALIBRATION DATA

Start Cal Date : 18-JUN-2009 17:00
 End Cal Date : 18-JUN-2009 21:36
 Quant Method : ISTD
 Origin : Force
 Target Version : 3.50
 Integrator : HP Genie
 Method file : /chem2/ecds5.i/20090618.B/PCB1.m
 Cal Date : 19-Jun-2009 14:58 j rains

Compound	20	100	250	500	1000	0.0000	Curve	b	Coefficients m1	m2	%RSD or R ²
	Level 1	Level 2	Level 3	Level 4	Level 5	Level 6					
	250	0.0000	0.0000	0.0000	0.0000	0.0000					
	Level 7	Level 8	Level 9	Level 10	Level 11	Level 12					
(2)	++++	++++	++++	++++	++++	++++					
	0.25182	++++	++++	++++	++++	++++	AVRG		0.25182		0.000e+00
(3)	++++	++++	++++	++++	++++	++++					
	0.10308	++++	++++	++++	++++	++++	AVRG		0.10308		0.000e+00
(4)	++++	++++	++++	++++	++++	++++					
	0.10997	++++	++++	++++	++++	++++	AVRG		0.10997		0.000e+00
(5)	++++	++++	++++	++++	++++	++++					
	0.08635	++++	++++	++++	++++	++++	AVRG		0.08635		0.000e+00
11 Arochl lor-1268 (1)	++++	++++	++++	++++	++++	++++					
	0.28477	++++	++++	++++	++++	++++	AVRG		0.28477		0.000e+00
(2)	++++	++++	++++	++++	++++	++++					
	0.27409	++++	++++	++++	++++	++++	AVRG		0.27409		0.000e+00
(3)	++++	++++	++++	++++	++++	++++					
	0.21414	++++	++++	++++	++++	++++	AVRG		0.21414		0.000e+00

Analytical Resources, Inc.

INITIAL CALIBRATION DATA

Start Cal Date : 18-JUN-2009 17:00
 End Cal Date : 18-JUN-2009 21:36
 Quant Method : ISTD
 Origin : Force
 Target Version : 3.50
 Integrator : HP Genie
 Method file : /chem2/ecds5.i/20090618.B/PCB1.m
 Cal Date : 19-Jun-2009 14:58 jraims

Compound	20		100		250		500		1000		0.0000		Curve	b	Coefficients		m2	RSD or R^2
	Level 1	Level 2	Level 3	Level 4	Level 5	Level 6	Level 7	Level 8	Level 9	Level 10	Level 11	Level 12			m1			
(4)	++++	++++	++++	++++	++++	++++	++++	++++	++++	++++	++++	++++	AVRG		0.60738		0.000e+00	
42 2,4-DDE	++++	++++	++++	++++	++++	++++	++++	++++	++++	++++	579	++++	AVRG		579		0.000e+00	
43 2,4-DDD	++++	++++	++++	++++	++++	++++	++++	++++	++++	++++	519	++++	AVRG		519		0.000e+00	
44 2,4-DDT	++++	++++	++++	++++	++++	++++	++++	++++	++++	++++	619	++++	AVRG		619		0.000e+00	
46 4,4-DDE	++++	++++	++++	++++	++++	++++	++++	++++	++++	++++	809	++++	AVRG		809		0.000e+00	
47 4,4-DDD	++++	++++	++++	++++	++++	++++	++++	++++	++++	++++	622	++++	AVRG		622		0.000e+00	
48 4,4-DDT	++++	++++	++++	++++	++++	++++	++++	++++	++++	++++	693	++++	AVRG		693		0.000e+00	

Analytical Resources, Inc.
INITIAL CALIBRATION DATA

Start Cal Date : 18-JUN-2009 17:00
 End Cal Date : 18-JUN-2009 21:36
 Quant Method : ISTD
 Origin : Force
 Target Version : 3.50
 Integrator : HP Genie
 Method file : /chem2/ecd5.i/20090618.B/PCB1.m
 Cal Date : 19-Jun-2009 14:58 jraims

Compound	20		100		250		500		1000		0.0000		Coefficients		%RSD or R^2
	Level 1	Level 2	Level 3	Level 4	Level 5	Level 6	Level 7	Level 8	Level 9	Level 10	Level 11	Level 12	b	m1	
\$ 1 Tetrachloro-m-xylene	1.55441	1.27078	1.11218	1.04733	0.98408	++++	++++	++++	++++	++++	++++	++++	1.19376		19.10534
\$ 13 Decachlorobiphenyl	768081	2620248	5725192	11197592	21484900	++++	++++	++++	++++	++++	++++	++++	0.000e+00	1.74082	0.99592

Analytical Resources, Inc.

INITIAL CALIBRATION DATA

Start Cal Date : 18-JUN-2009 17:00
 End Cal Date : 18-JUN-2009 21:36
 Quant Method : ISTD
 Origin : Force
 Target Version : 3.50
 Integrator : HP Genie
 Method file : /chem2/ecds5.i/20090618.B/PCB1.m
 Cal Date : 19-Jun-2009 14:58 jraims

Curve	Formula	Units
Averaged	Amt = Rsp/ml	Response
Linear	Amt = b + Rsp/ml	Response

Analytical Resources Inc.
Dual Column PCB Quantitation Report

Data file 1: 20090618.B/ical-1.b/0617B116.d
 Data file 2: 20090618.B/ical-2.b/0617B116.d
 Method: /chem2/ecd5.i/20090618.B/PCB1.m
 Compound Sublist: PCB
 Instrument, Inj. Vol.: ecd5.i, 2ul
 Quant Method: Internal Std

ARI ID: IB
 Client ID:
 Injection Date: 18-JUN-2009 16:42
 Report Date: 06/19/2009 15:30
 Matrix: SOIL
 Dilution Factor: 1.000

ZB5 Col			ZB35 Col			ZB5	ZB35	RPD	Compound/Flag
RT	Shift	Response	RT	Shift	Response	on col	on col		
4.189	-0.002	16400153	4.680	-0.001	15385891	36.2	38.3	5.7	Tetrachloro-m-xylene
10.917	-0.001	10553843	11.503	0.000	8396092	42.7	42.6	0.4	Decachlorobiphenyl

- * Indicates RPD > 40%
- M Indicates Column 1 peak was manually integrated
- N Indicates Column 2 peak was manually integrated

SURROGATE PERCENT RECOVERY

SURROGATE	Col1	Col2
Tetrachloro-m-xylene	90.5	95.8
Decachlorobiphenyl	106.8	106.4

INTERNAL STANDARD SUMMARY

Standard Cpnd	Column 1		
	Standard Area*	Sample Area	%D
Bromo-Nitrobenzene	30797009	30353085	-1.4
Hexabromobiphenyl	12091267	11348250	-6.1

Standard Cpnd	Column 2		
	Standard Area*	Sample Area	%D
Bromo-Nitrobenzene	31223103	30437848	-2.5
Hexabromobiphenyl	11173293	10687181	-4.4

- * Standard Areas taken from Initial Cal Level 3
 Initial Calibration Date: 18-JUN-2009
- <- Indicates standard response outside Limits (-50 to +100%)

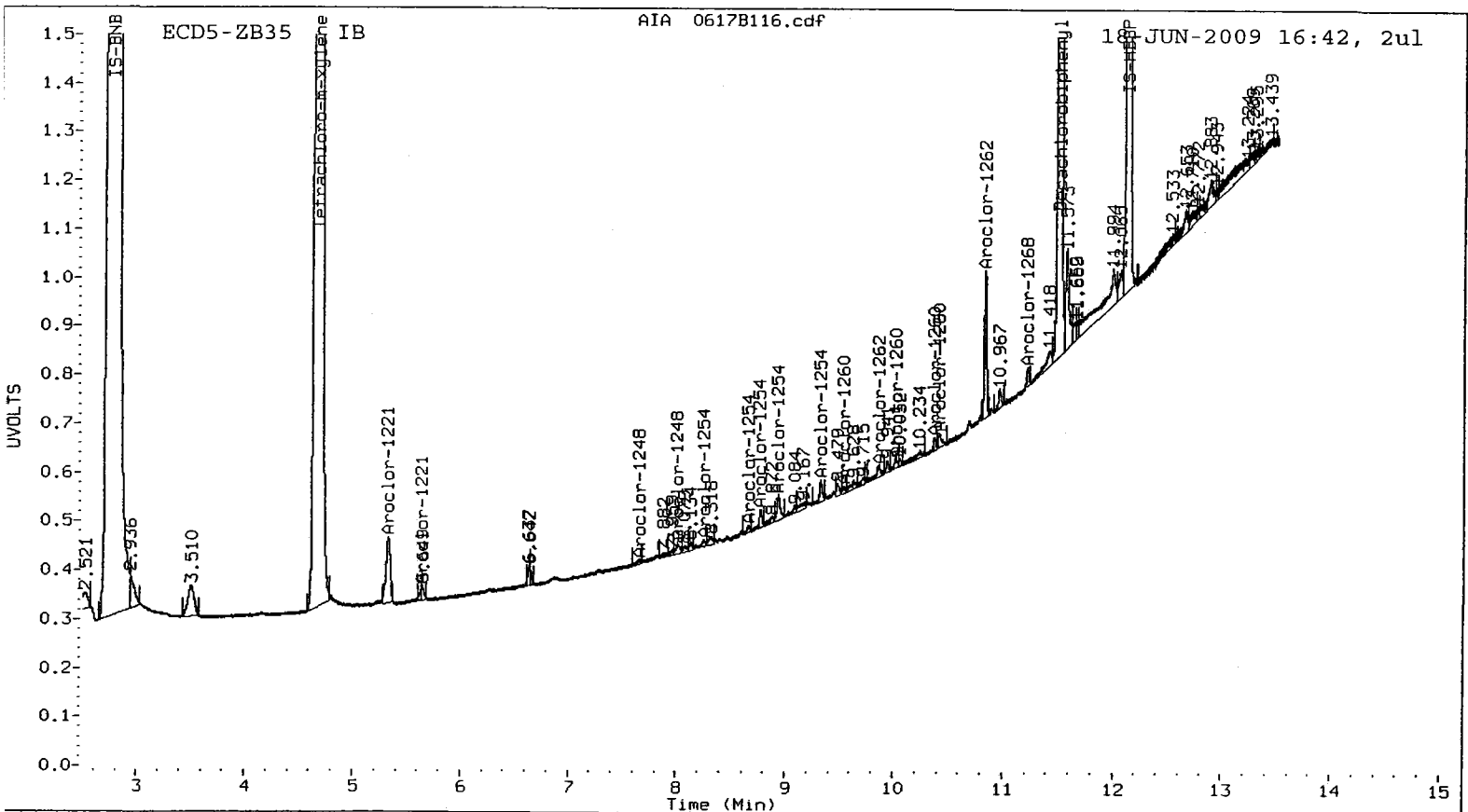
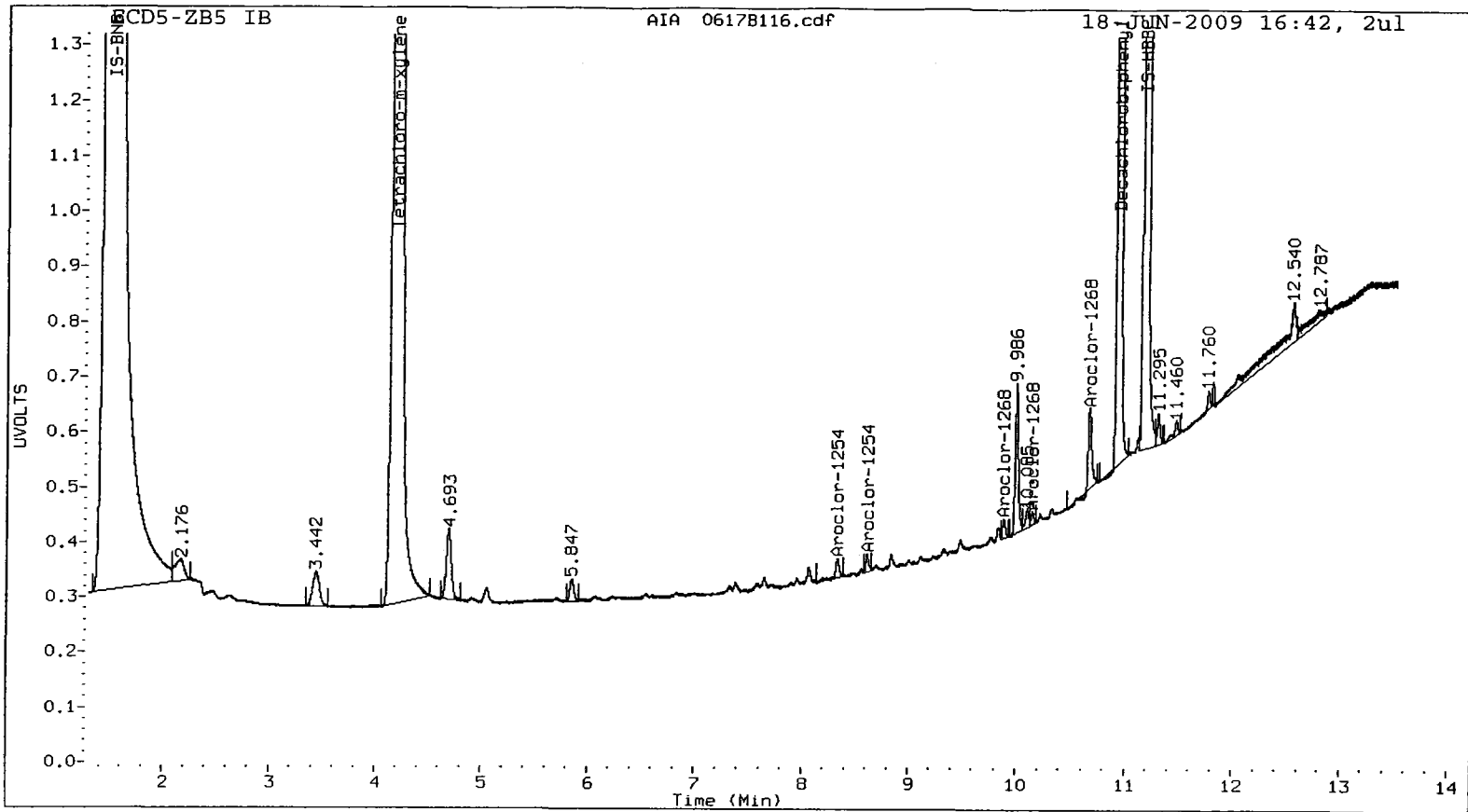
ZB5 Col					ZB35 Col						
Aroclor	Peak#	RT	Shift	Area	Amount	Peak#	RT	Shift	Area	Amount	
Aroclor-1016	1	---			0.0	1	---			0.0	
Aroclor-1016	2	---			0.0	2	---			0.0	
Aroclor-1016	3	---			0.0	3	---			0.0	
Aroclor-1016	4	---			0.0	4	---			0.0	
Coll1Ave: <3 Quant Peaks						Col2Ave: <3 Quant Peaks					
Aroclor-1221	1	---			0.0	1	5.327	0.039	183955	42.0	
Aroclor-1221	2	---			0.0	2	---			0.0	
Aroclor-1221	3	---			0.0	3	5.642	0.023	16148	2.0	
Aroclor-1221	NS	---			----	4	---			0.0	
Coll1Ave: <3 Quant Peaks						Col2Ave: <3 Quant Peaks					
Aroclor-1232	1	---			0.0	1	---			0.0	
Aroclor-1232	2	---			0.0	2	---			0.0	
Aroclor-1232	3	---			0.0	3	---			0.0	
Aroclor-1232	4	---			0.0	4	---			0.0	
Coll1Ave: <3 Quant Peaks						Col2Ave: <3 Quant Peaks					
Aroclor-1242	1	---			0.0	1	---			0.0	
Aroclor-1242	2	---			0.0	2	---			0.0	
Aroclor-1242	3	---			0.0	3	---			0.0	
Aroclor-1242	4	---			0.0	4	---			0.0	
Coll1Ave: <3 Quant Peaks						Col2Ave: <3 Quant Peaks					
Aroclor-1248	1	---			0.0	1	---			0.0	
Aroclor-1248	2	---			0.0	2	---			0.0	
Aroclor-1248	3	---			0.0	3	7.654	0.000	12663	1.2	
Aroclor-1248	4	---			0.0	4	8.010	-0.001	27275	2.0	
Coll1Ave: <3 Quant Peaks						Col2Ave: <3 Quant Peaks					
Aroclor-1254	1	---			0.0	1	8.249	0.002	19882	1.3	
Aroclor-1254	2	---			0.0	2	8.656	0.001	13749	1.3	
Aroclor-1254	3	---			0.0	3	8.767	0.000	35434	1.7	
Aroclor-1254	4	8.328	0.005	39160	1.5	4	8.931	0.000	50604	2.1	
Aroclor-1254	5	8.606	0.005	31139	2.0	5	9.323	-0.002	44586	2.9	
Coll1Ave: <3 Quant Peaks						Col2Ave: 1.9					
Aroclor-1260	1	---			0.0	1	9.535	-0.001	10681	1.2	
Aroclor-1260	2	---			0.0	2	10.019	0.000	21445	0.8	
Aroclor-1260	3	---			0.0	3	10.372	-0.003	21618	3.5	
Aroclor-1260	4	---			0.0	4	10.420	0.001	27818	1.8	
Aroclor-1260	5	---			0.0	NS	---			----	
Coll1Ave: <3 Quant Peaks						Col2Ave: 1.8					
Aroclor-1262	1	---			0.0	1	9.860	0.007	32212	2.1	
Aroclor-1262	2	---			0.0	2	10.019	0.002	21445	0.6	
Aroclor-1262	3	---			0.0	3	10.372	0.001	21618	1.7	
Aroclor-1262	4	---			0.0	4	10.420	0.002	27818	1.4	
Aroclor-1262	5	---			0.0	5	10.836	-0.051	224167	21.7	
Coll1Ave: <3 Quant Peaks						Col2Ave: 5.5					
Aroclor-1268	1	9.874	0.054	29092	0.7	1	10.372	0.002	21618	0.6	
Aroclor-1268	2	---			0.0	2	10.420	0.003	27818	0.9	
Aroclor-1268	3	10.134	0.003	21829	0.7	3	---			0.0	
Aroclor-1268	4	10.658	0.014	148357	1.7	4	11.216	0.002	18102	0.3	
Total Coll1Ave (3 peaks):				1.1	Total Col2Ave (3 peaks):				0.6	RPD = 56*	
Corrected Ave: < 3 Peaks						Corrected Ave: < 3 Peaks					

Total PCB Area Coll1 (4.291 - 10.817) = 831592 Coll1 Total PCB = 0.0 ppm*

Total PCB Area Col2 (4.781 - 11.403) = 1125514 Col2 Total PCB = 0.0 ppm*

* Quantitated against AR1660 0.25ppm in Ical

FB63 : 00921



Analytical Resources Inc.
Dual Column PCB Quantitation Report

Data file 1: 20090618.B/ical-1.b/0617B117.d
Data file 2: 20090618.B/ical-2.b/0617B117.d
Method: /chem2/ecd5.i/20090618.B/PCB1.m
Compound Sublist: AR1232
Instrument, Inj. Vol.: ecd5.i, 2ul
Quant Method: Internal Std

ARI ID: AR1232 250
Client ID:
Injection Date: 18-JUN-2009 17:00
Report Date: 06/19/2009 15:30
Matrix: SOIL
Dilution Factor: 1.000

ZB5 Col			ZB35 Col			ZB5	ZB35	RPD	Compound/Flag
RT	Shift	Response	RT	Shift	Response	on col	on col		
4.186	-0.005	8076343	4.678	-0.003	7095656	18.1	18.1	0.3	Tetrachloro-m-xylene
10.916	-0.001	5201357	11.502	-0.001	3958051	20.8	20.1	3.6	Decachlorobiphenyl

- * Indicates RPD > 40%
- M Indicates Column 1 peak was manually integrated
- N Indicates Column 2 peak was manually integrated

SURROGATE PERCENT RECOVERY

SURROGATE	Col1	Col2
Tetrachloro-m-xylene	45.2	45.3
Decachlorobiphenyl	52.1	50.2

INTERNAL STANDARD SUMMARY

Standard Cpnd	Column 1		%D
	Standard Area*	Sample Area	
Bromo-Nitrobenzene	30797009	29940727	-2.8
Hexabromobiphenyl	12091267	11475718	-5.1

Standard Cpnd	Column 2		%D
	Standard Area*	Sample Area	
Bromo-Nitrobenzene	31223103	29694923	-4.9
Hexabromobiphenyl	11173293	10677479	-4.4

- * Standard Areas taken from Initial Cal Level 3
Initial Calibration Date: 18-JUN-2009
- <- Indicates standard response outside Limits (-50 to +100%)

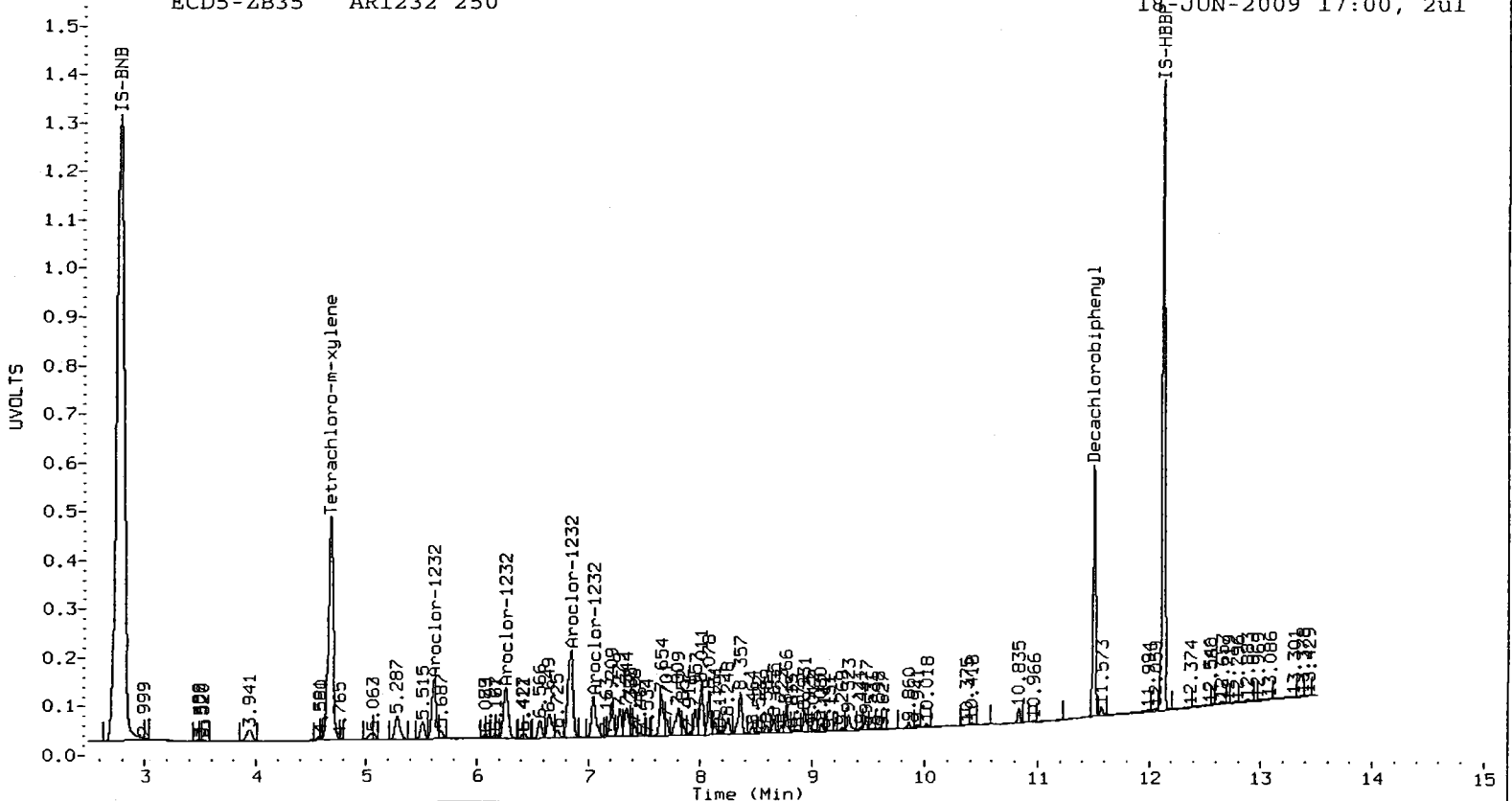
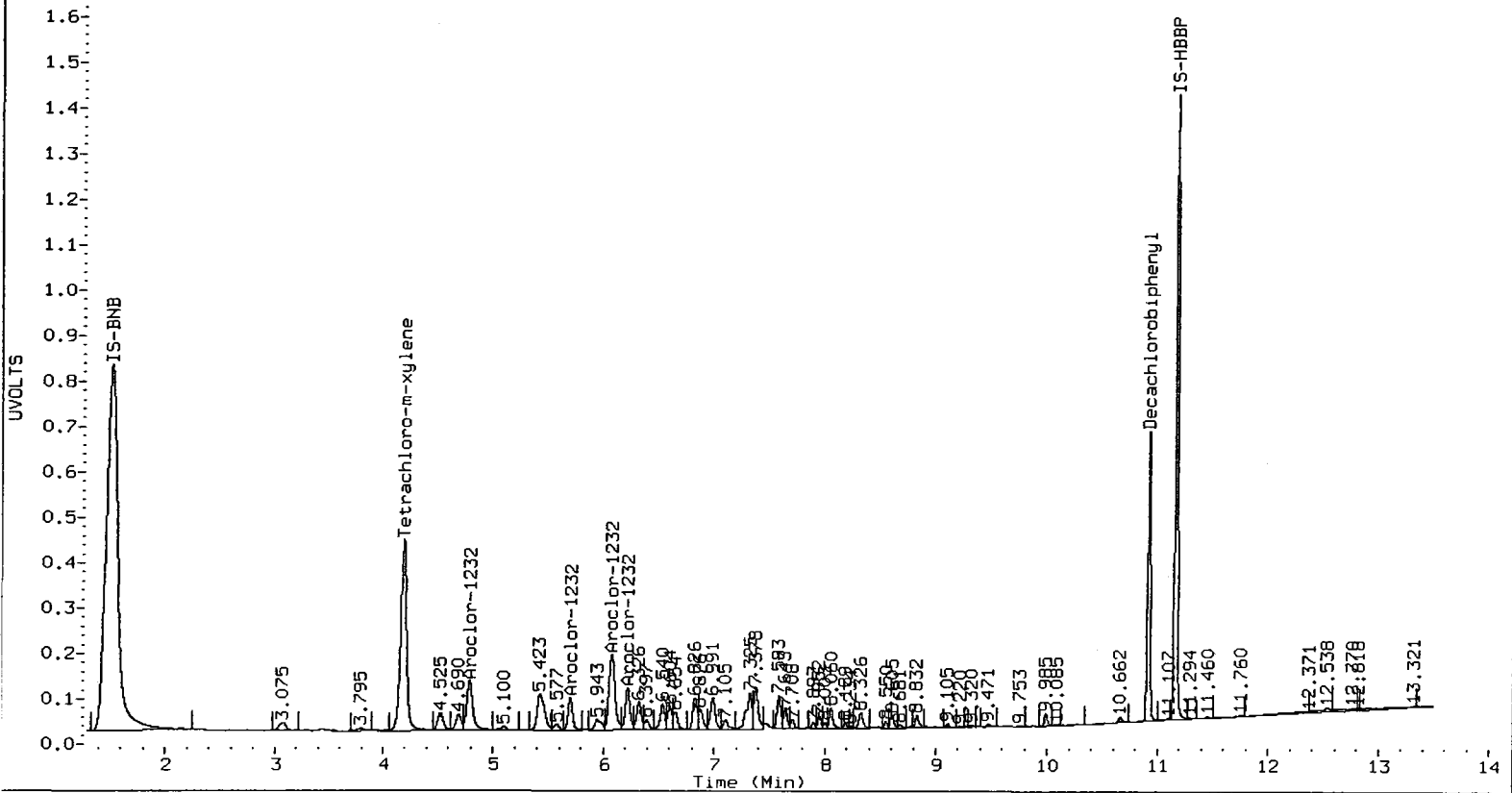
Aroclor	Peak#	ZB5 Col				ZB35 Col				
		RT	Shift	Area	Amount	Peak#	RT	Shift	Area	Amount
Aroclor-1232	1	4.788	0.003	2165997	250.8	1	5.618	-0.001	1679146	244.4
Aroclor-1232	2	5.701	0.003	1086846	243.6	2	6.262	0.001	1616196	243.1
Aroclor-1232	3	6.076	0.001	3304778	247.6	3	6.844	0.004	2915821	238.2
Aroclor-1232	4	6.220	0.002	1414630	255.4	4	7.045	0.001	1186269	249.6
Total Col1Ave (4 peaks):				249.4	Total Col2Ave (4 peaks):				243.8	RPD = 2
Corrected Ave (3 peaks):				247.3	Corrected Ave (3 peaks):				241.9	RPD = 2

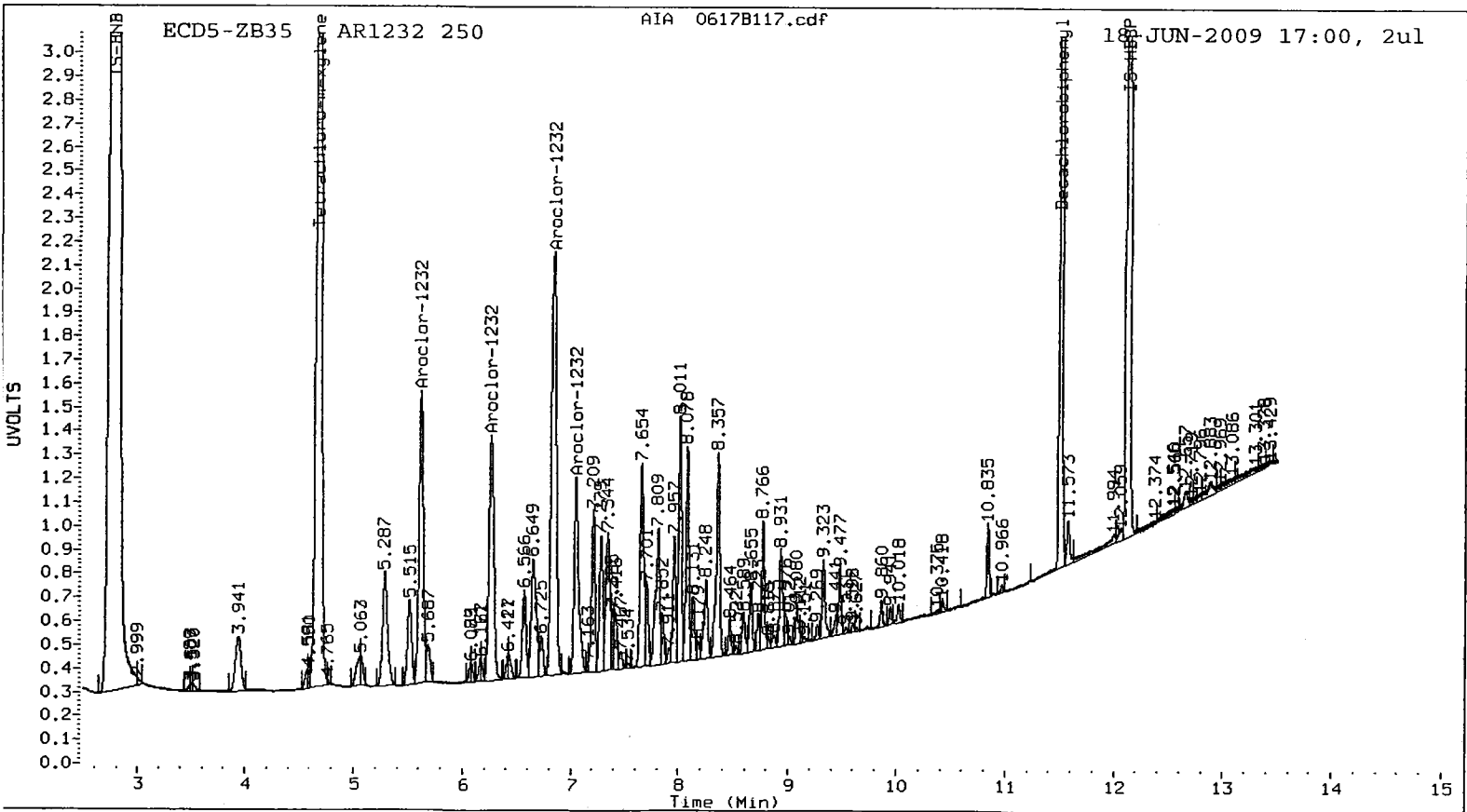
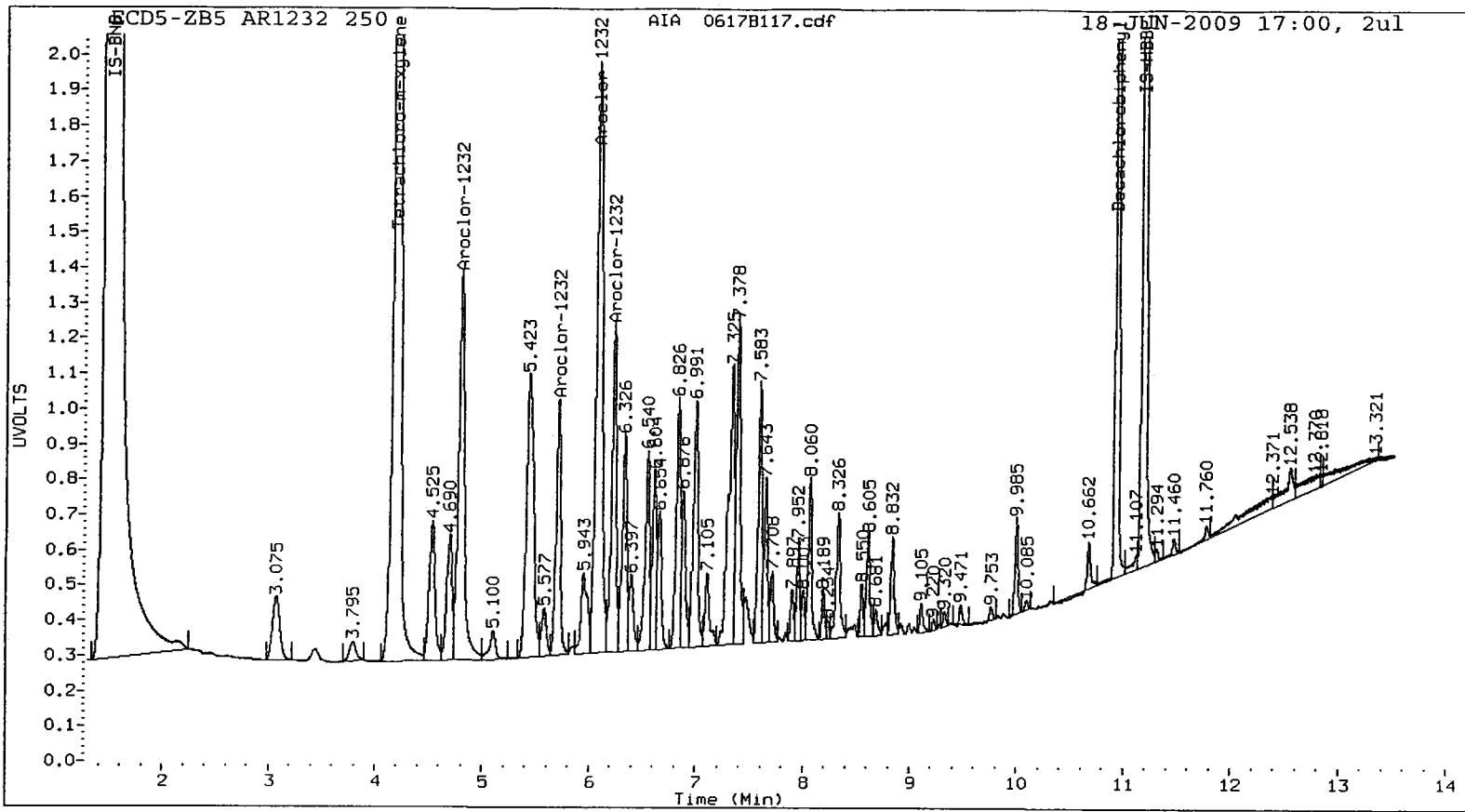
Total PCB Area Col1 (4.291 - 10.817) = 26114217 Col1 Total PCB = 0.1 ppm*

Total PCB Area Col2 (4.781 - 11.403) = 23289320 Col2 Total PCB = 0.1 ppm*

* Quantitated against AR1660 0.25ppm in Ical

PCB-Form 10 Mod.





Analytical Resources Inc.
Dual Column PCB Quantitation Report

Data file 1: 20090618.B/ical-1.b/0617B118.d
Data file 2: 20090618.B/ical-2.b/0617B118.d
Method: /chem2/ecd5.i/20090618.B/PCB1.m
Compound Sublist: AR1232
Instrument, Inj. Vol.: ecd5.i, 2ul
Quant Method: Internal Std

ARI ID: AR1232 20
Client ID:
Injection Date: 18-JUN-2009 17:17
Report Date: 06/19/2009 15:30
Matrix: SOIL
Dilution Factor: 1.000

ZB5 Col			ZB35 Col			ZB5	ZB35	RPD	Compound/Flag
RT	Shift	Response	RT	Shift	Response	on col	on col		
4.186	-0.005	933787	4.677	-0.004	818456	2.1	2.0	2.9	Tetrachloro-m-xylene
10.915	-0.002	657094	11.502	-0.001	530229	2.6	2.7	2.3	Decachlorobiphenyl

- * Indicates RPD > 40%
- M Indicates Column 1 peak was manually integrated
- N Indicates Column 2 peak was manually integrated

SURROGATE PERCENT RECOVERY

SURROGATE	Col1	Col2
Tetrachloro-m-xylene	5.2	5.1
Decachlorobiphenyl	6.5	6.7

INTERNAL STANDARD SUMMARY

Standard Cpnd	Column 1		%D
	Standard Area*	Sample Area	
Bromo-Nitrobenzene	30797009	30029260	-2.5
Hexabromobiphenyl	12091267	11564782	-4.4

Standard Cpnd	Column 2		%D
	Standard Area*	Sample Area	
Bromo-Nitrobenzene	31223103	30653654	-1.8
Hexabromobiphenyl	11173293	10755261	-3.7

- * Standard Areas taken from Initial Cal Level 3
Initial Calibration Date: 18-JUN-2009
- <- Indicates standard response outside Limits (-50 to +100%)

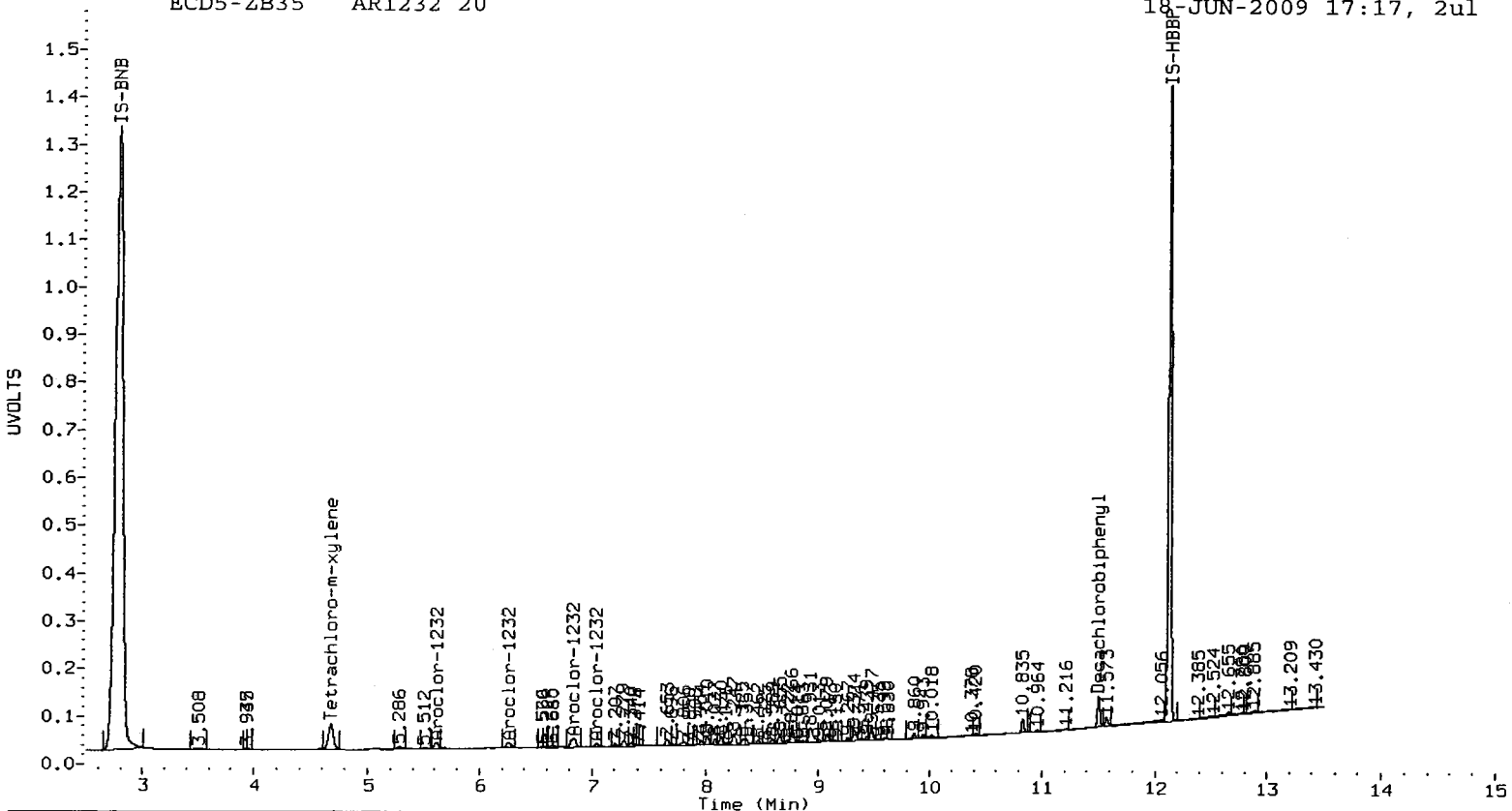
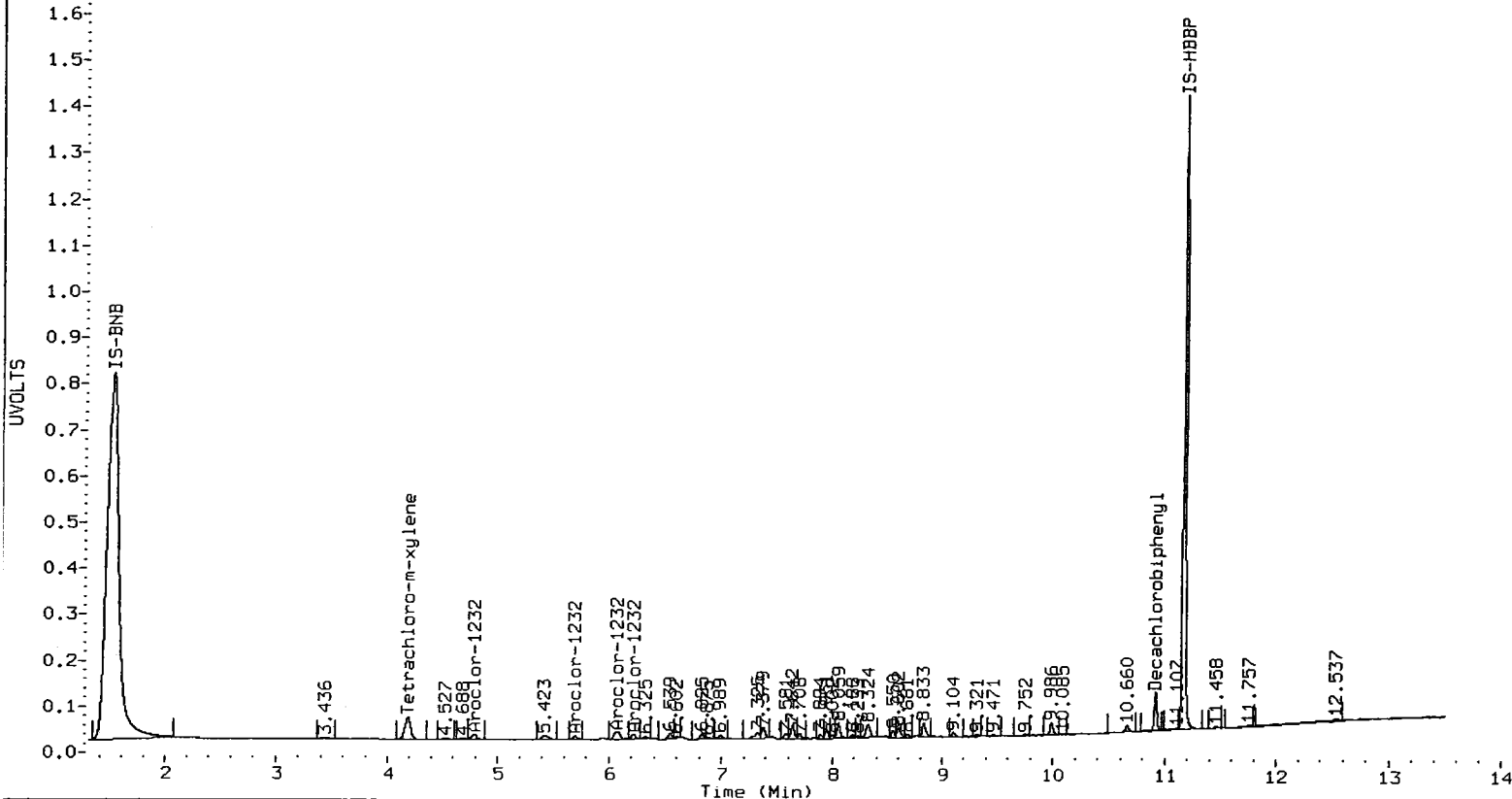
ZB5 Col					ZB35 Col						
Aroclor	Peak#	RT	Shift	Area	Amount	Peak#	RT	Shift	Area	Amount	
Aroclor-1232	1	4.786	0.002	203776	23.5	1	5.615	-0.004	162376	22.9	
Aroclor-1232	2	5.698	0.000	108064	24.2	2	6.257	-0.004	166507	24.3	
Aroclor-1232	3	6.074	0.000	301784	22.5	3	6.841	0.000	312115	24.7	
Aroclor-1232	4	6.220	0.002	113590	20.5	4	7.043	-0.001	106149	21.6	
Total Col1Ave (4 peaks):				22.7	Total Col2Ave (4 peaks):				23.4	RPD = 3	
Corrected Ave (3 peaks):				22.2	Corrected Ave (3 peaks):				22.9	RPD = 3	

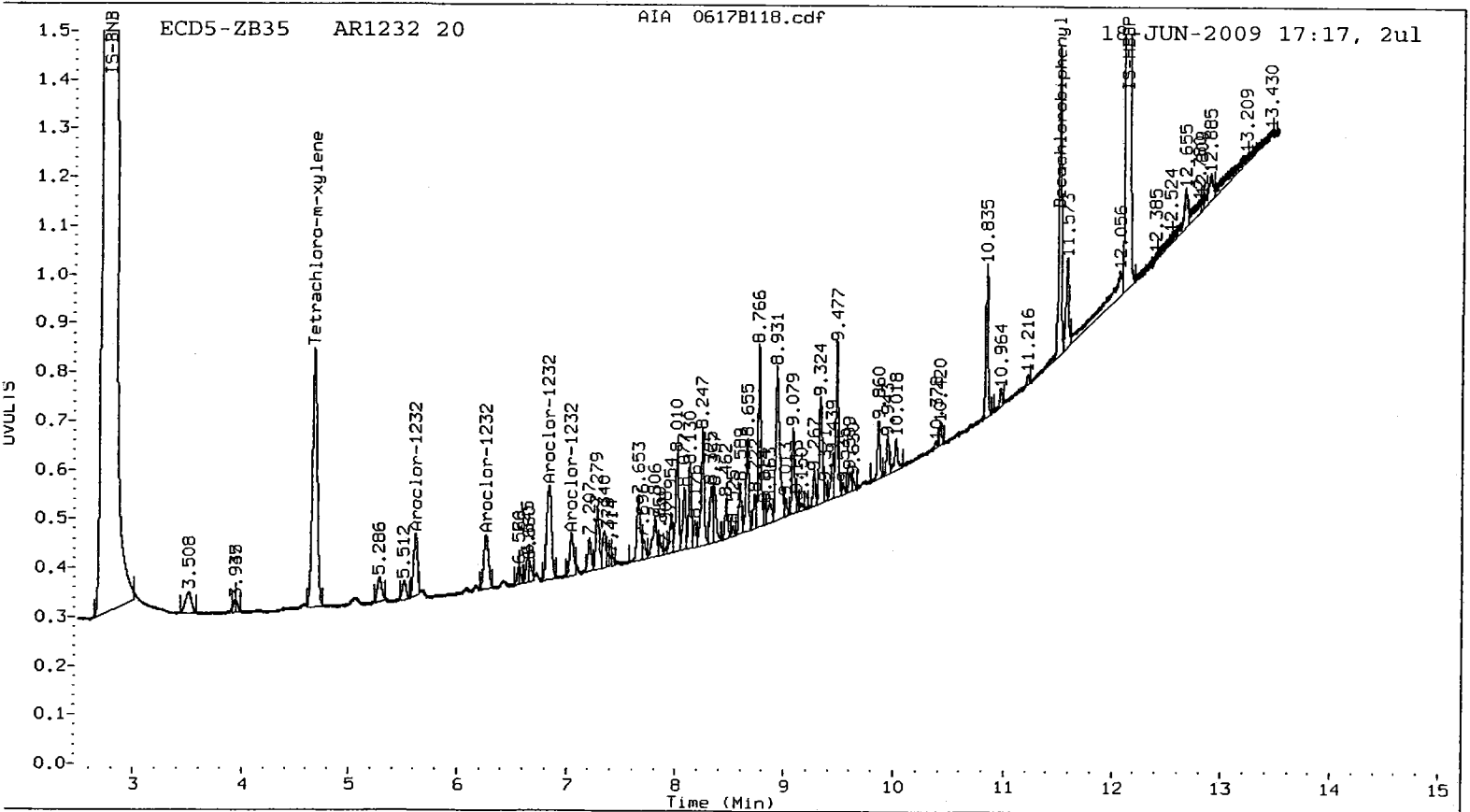
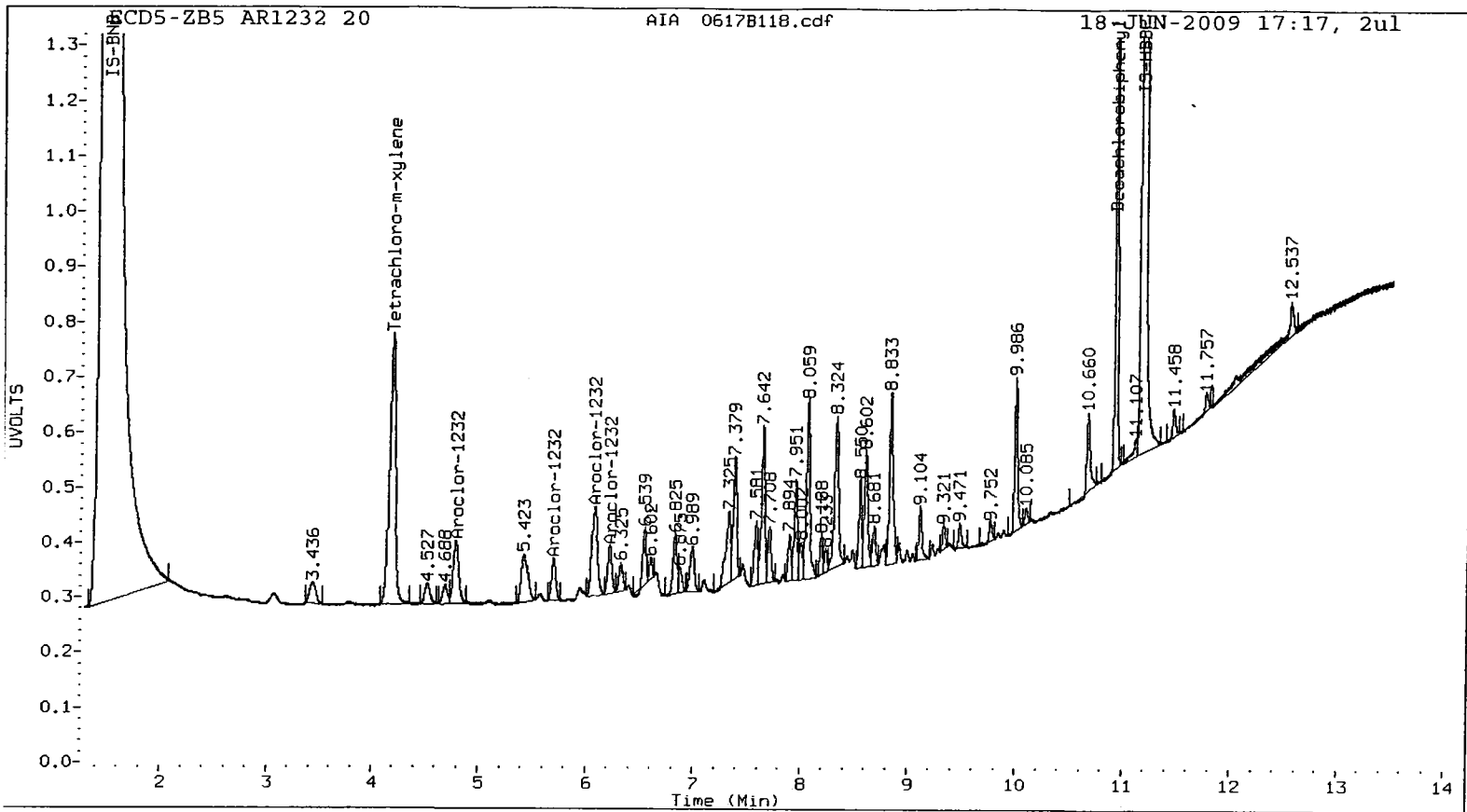
Total PCB Area Col1 (4.291 - 10.817) = 5231862 Col1 Total PCB = 0.0 ppm*

Total PCB Area Col2 (4.781 - 11.403) = 5329240 Col2 Total PCB = 0.0 ppm*

* Quantitated against AR1660 0.25ppm in Ical

PCB-Form 10 Mod.





Analytical Resources Inc.
Dual Column PCB Quantitation Report

Data file 1: 20090618.B/ical-1.b/0617B119.d
Data file 2: 20090618.B/ical-2.b/0617B119.d
Method: /chem2/ecd5.i/20090618.B/PCB1.m
Compound Sublist: AR1232
Instrument, Inj. Vol.: ecd5.i, 2ul
Quant Method: Internal Std

ARI ID: AR1232 1000
Client ID:
Injection Date: 18-JUN-2009 17:34
Report Date: 06/19/2009 15:30
Matrix: SOIL
Dilution Factor: 1.000

ZB5 Col			ZB35 Col			ZB5	ZB35	RPD	Compound/Flag
RT	Shift	Response	RT	Shift	Response	on col	on col		
4.192	0.001	29120892	4.683	0.002	28103949	64.1	70.8	10.0	Tetrachloro-m-xylene
10.915	-0.002	19604573	11.503	0.000	15538965	77.8	78.0	0.2	Decachlorobiphenyl

- * Indicates RPD > 40%
- M Indicates Column 1 peak was manually integrated
- N Indicates Column 2 peak was manually integrated

SURROGATE PERCENT RECOVERY

SURROGATE	Col1	Col2
Tetrachloro-m-xylene	160.2	177.0
Decachlorobiphenyl	194.5	194.9

INTERNAL STANDARD SUMMARY

Standard Cpnd	Column 1		%D
	Standard Area*	Sample Area	
Bromo-Nitrobenzene	30797009	30456593	-1.1
Hexabromobiphenyl	12091267	11580655	-4.2

Standard Cpnd	Column 2		%D
	Standard Area*	Sample Area	
Bromo-Nitrobenzene	31223103	30109797	-3.6
Hexabromobiphenyl	11173293	10797197	-3.4

- * Standard Areas taken from Initial Cal Level 3
Initial Calibration Date: 18-JUN-2009
- <- Indicates standard response outside Limits (-50 to +100%)

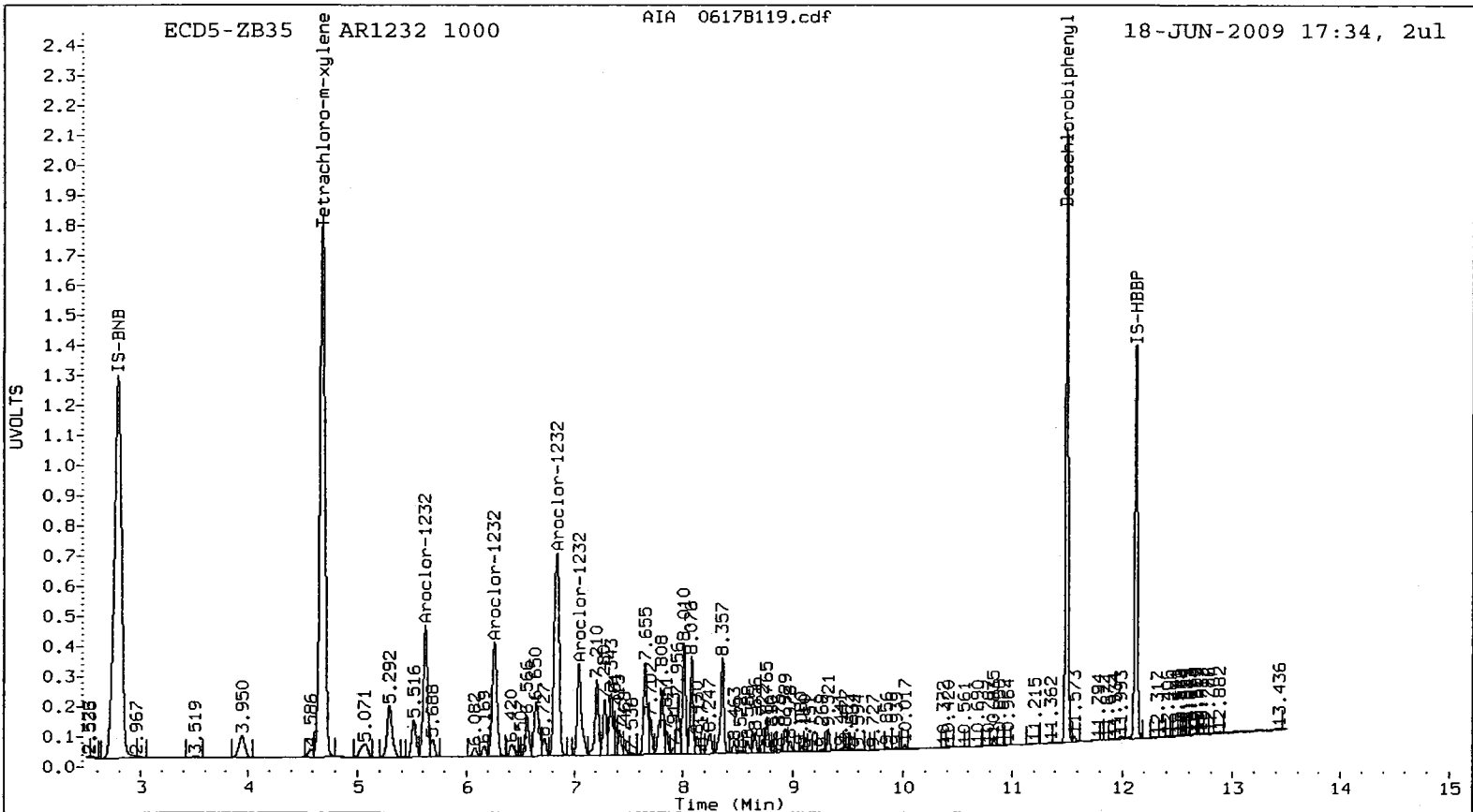
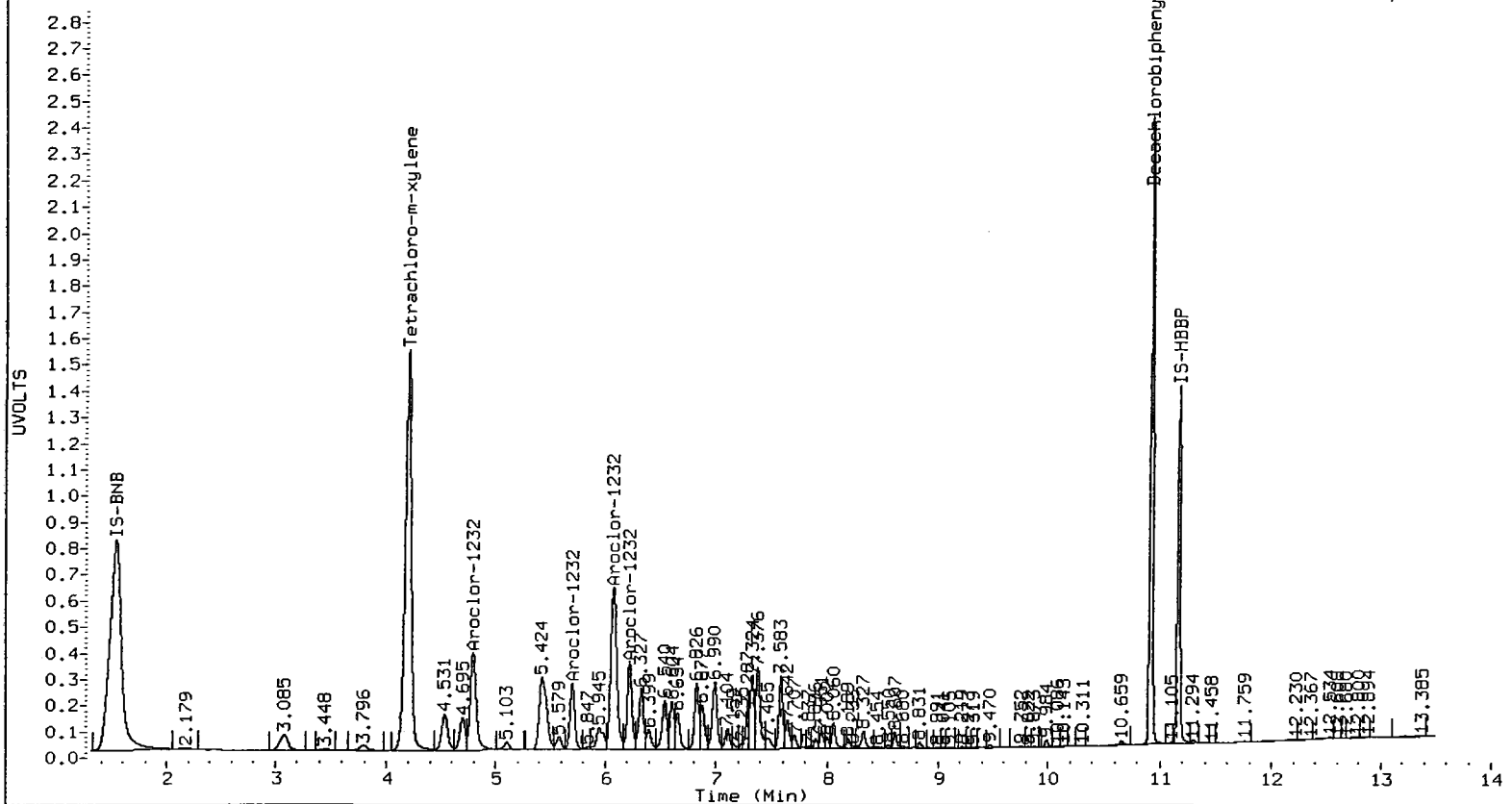
ZB5 Col						ZB35 Col					
Aroclor	Peak#	RT	Shift	Area	Amount	Peak#	RT	Shift	Area	Amount	
Aroclor-1232	1	4.790	0.005	7330684	834.4	1	5.621	0.002	6032010	865.9	
Aroclor-1232	2	5.702	0.004	3853222	849.2	2	6.264	0.002	5741825	851.8	
Aroclor-1232	3	6.076	0.002	11948570	880.0	3	6.842	0.001	10881738	876.7	
Aroclor-1232	4	6.221	0.003	5018105	890.8	4	7.046	0.002	4292374	890.7	
Total Col1Ave (4 peaks):				863.6		Total Col2Ave (4 peaks):				871.3	RPD = 1
Corrected Ave (3 peaks):				854.5		Corrected Ave (3 peaks):				864.8	RPD = 1

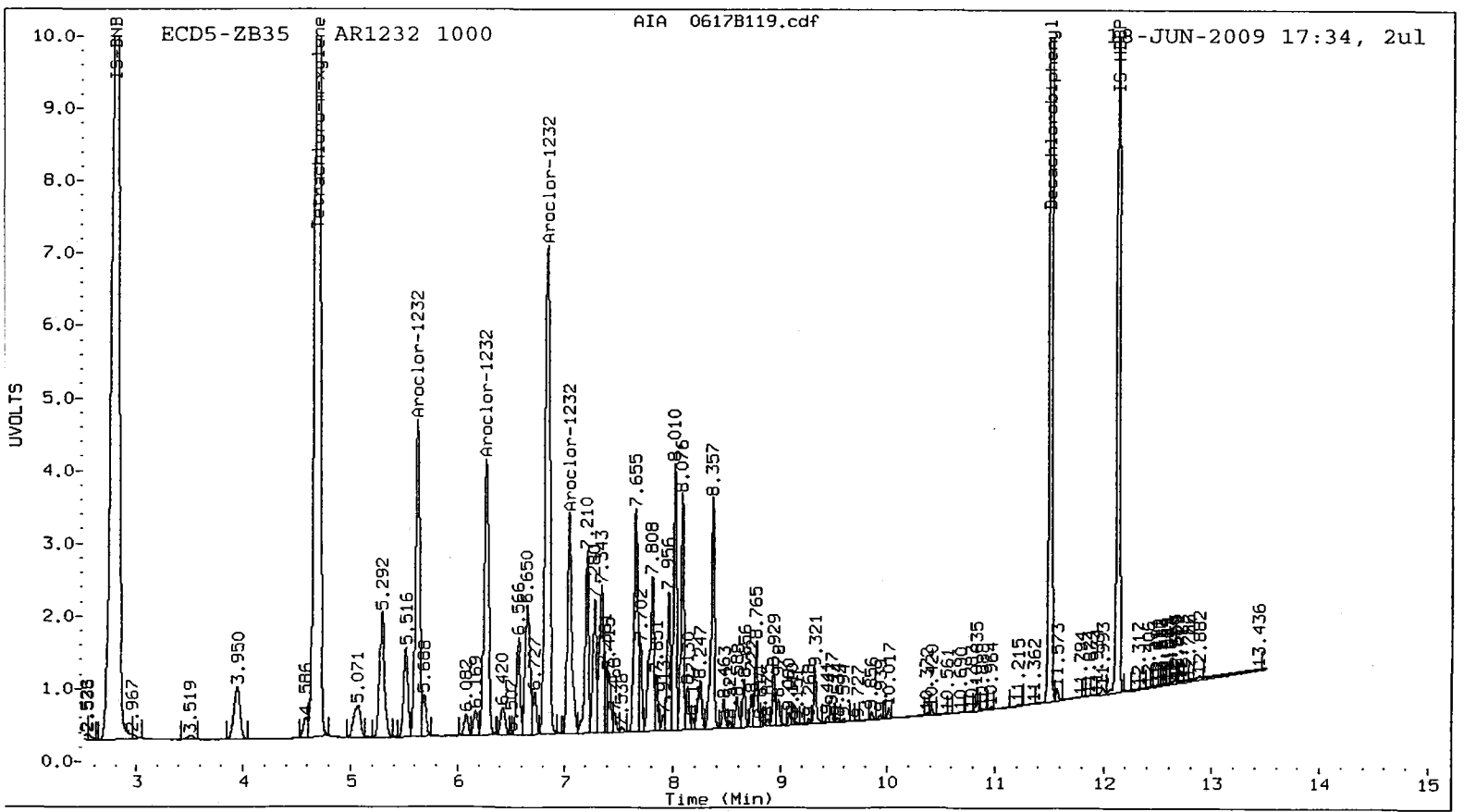
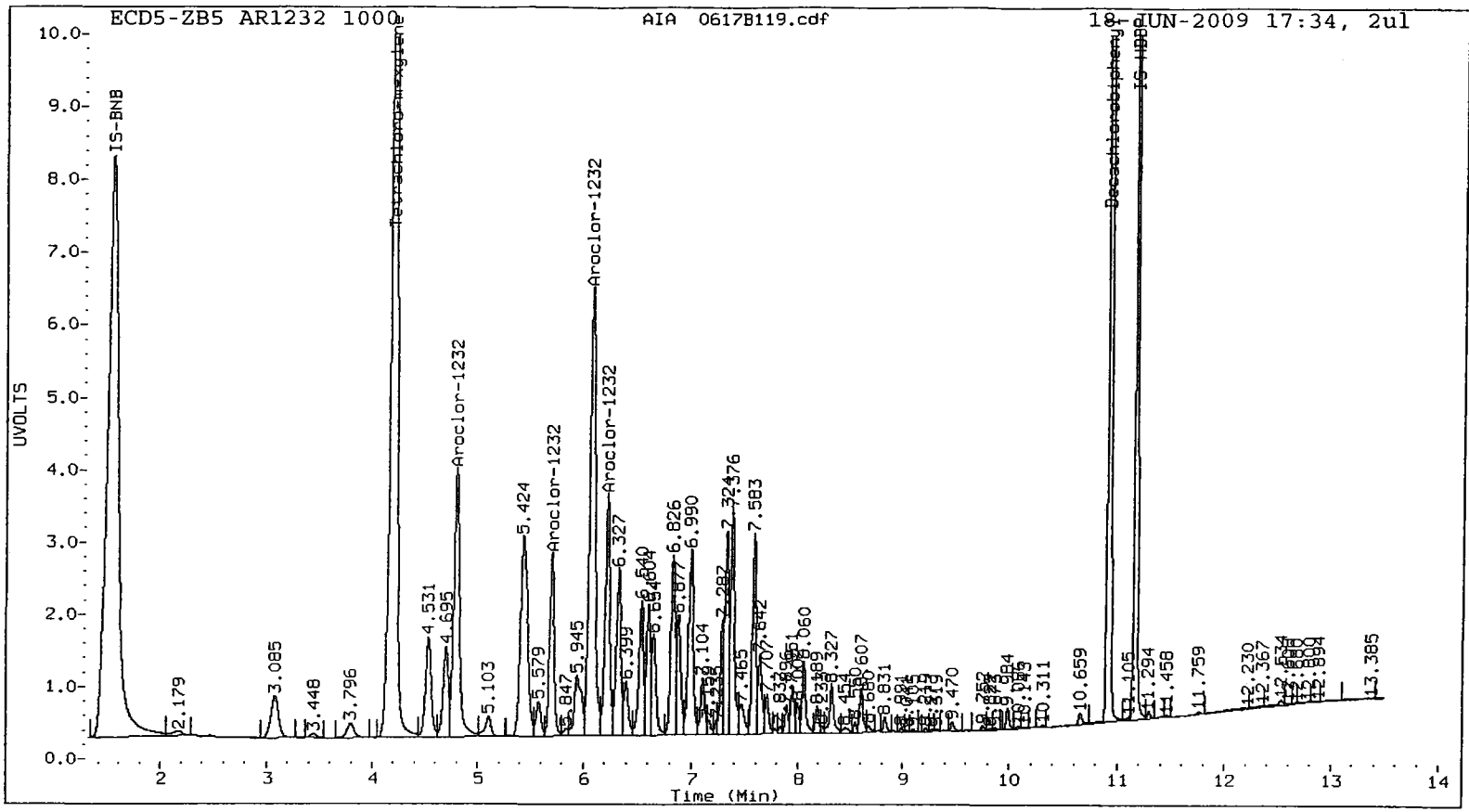
Total PCB Area Col1 (4.291 - 10.817) = 88248298 Col1 Total PCB = 0.4 ppm*

Total PCB Area Col2 (4.781 - 11.403) = 77000831 Col2 Total PCB = 0.4 ppm*

* Quantitated against AR1660 0.25ppm in Ical

PCB-Form 10 Mod.





Analytical Resources Inc.
Dual Column PCB Quantitation Report

Data file 1: 20090618.B/ical-1.b/0617B120.d
Data file 2: 20090618.B/ical-2.b/0617B120.d
Method: /chem2/ecd5.i/20090618.B/PCB1.m
Compound Sublist: AR1232
Instrument, Inj. Vol.: ecd5.i, 2ul
Quant Method: Internal Std

ARI ID: AR1232 100
Client ID:
Injection Date: 18-JUN-2009 17:51
Report Date: 06/19/2009 15:30
Matrix: SOIL
Dilution Factor: 1.000

ZB5 Col			ZB35 Col			ZB5	ZB35	RPD	Compound/Flag
RT	Shift	Response	RT	Shift	Response	on col	on col		
4.189	-0.002	3505396	4.681	0.000	3100149	7.7	7.7	0.9	Tetrachloro-m-xylene
10.915	-0.002	2405010	11.502	-0.001	1741649	9.4	8.7	7.7	Decachlorobiphenyl

- * Indicates RPD > 40%
- M Indicates Column 1 peak was manually integrated
- N Indicates Column 2 peak was manually integrated

SURROGATE PERCENT RECOVERY

SURROGATE	Col1	Col2
Tetrachloro-m-xylene	19.3	19.2
Decachlorobiphenyl	23.4	21.7

INTERNAL STANDARD SUMMARY

Standard Cpnd	Column 1		%D
	Standard Area*	Sample Area	
Bromo-Nitrobenzene	30797009	30368885	-1.4
Hexabromobiphenyl	12091267	11811005	-2.3

Standard Cpnd	Column 2		%D
	Standard Area*	Sample Area	
Bromo-Nitrobenzene	31223103	30665576	-1.8
Hexabromobiphenyl	11173293	10894287	-2.5

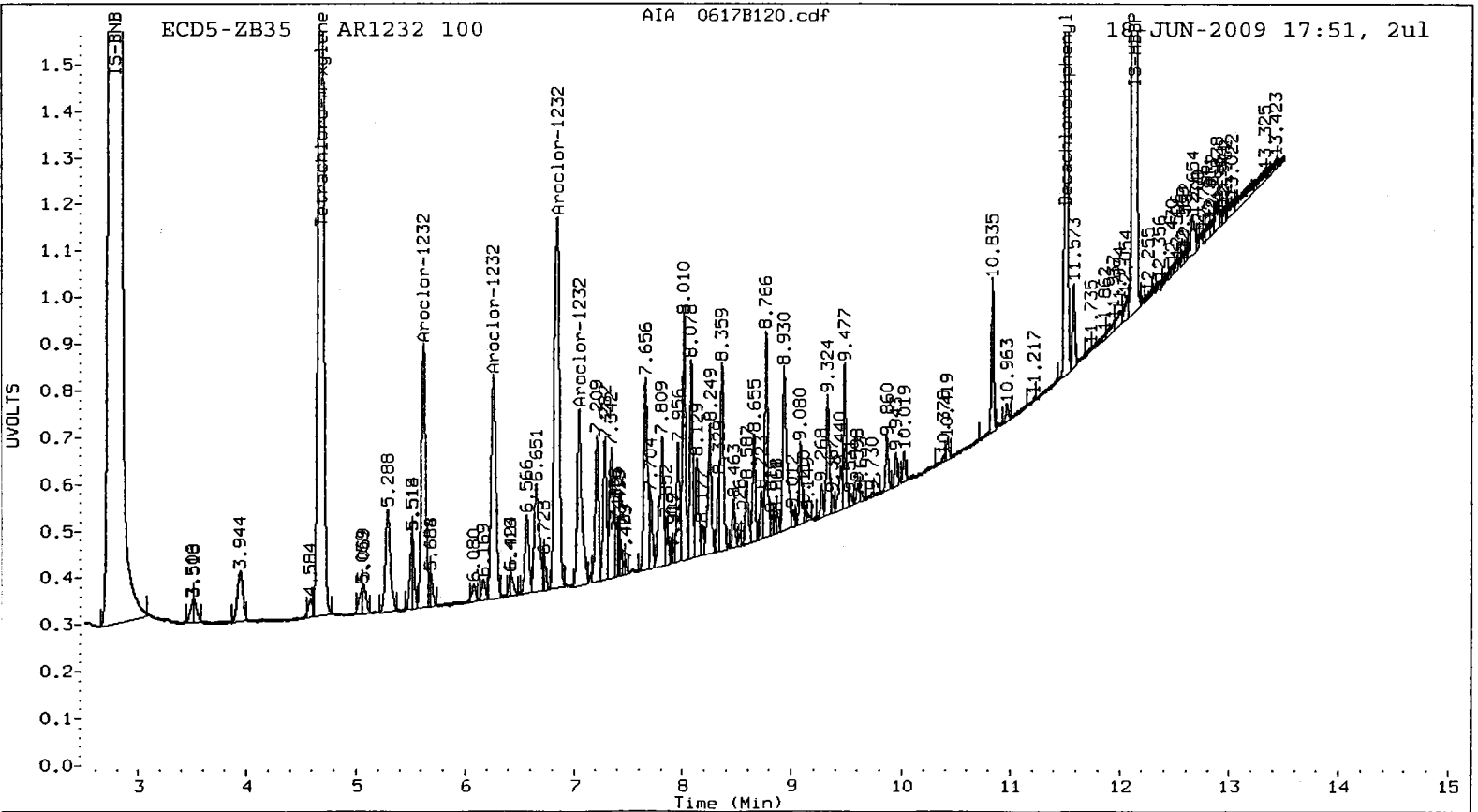
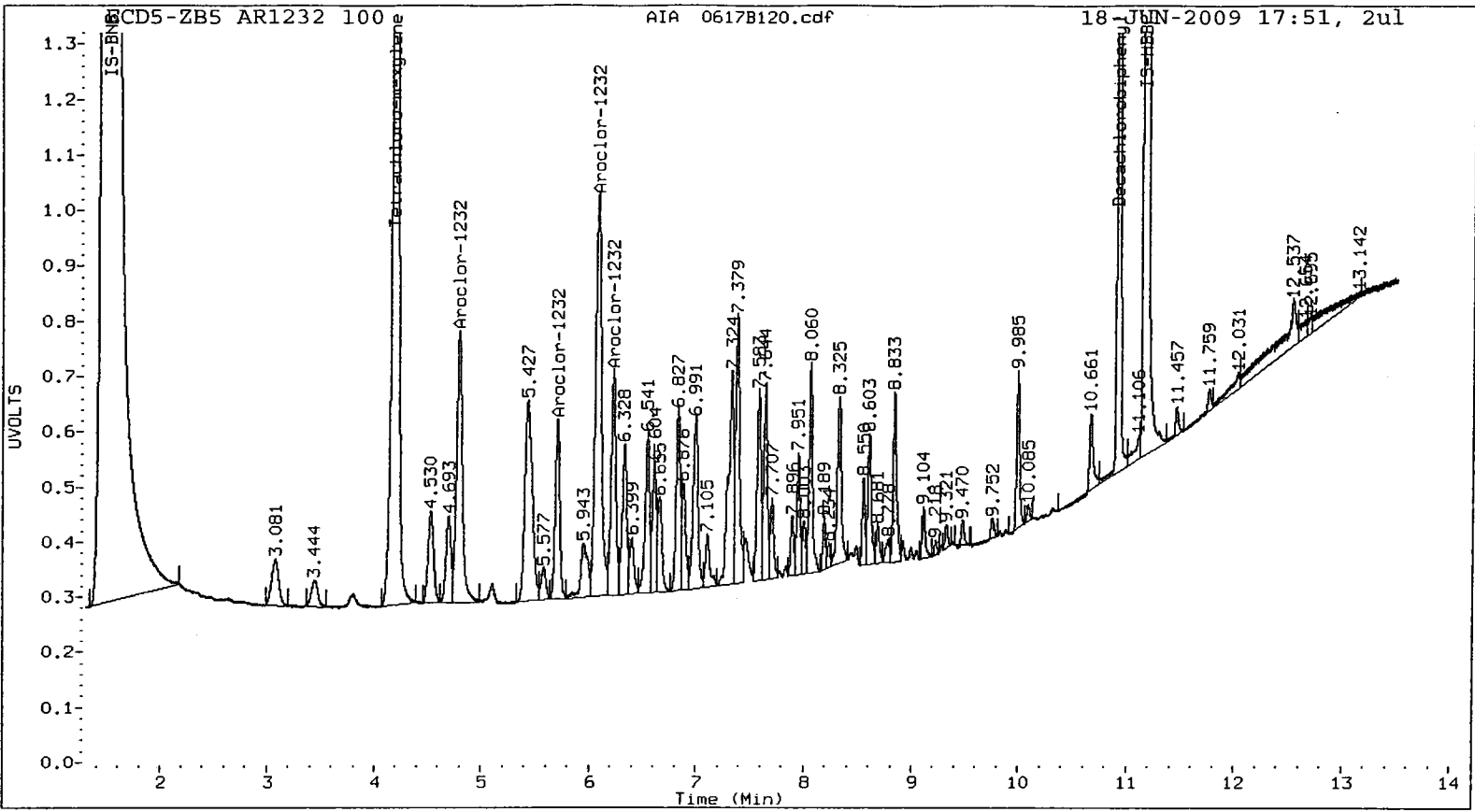
- * Standard Areas taken from Initial Cal Level 3
Initial Calibration Date: 18-JUN-2009
- <- Indicates standard response outside Limits (-50 to +100%)

ZB5 Col					ZB35 Col						
Aroclor	Peak#	RT	Shift	Area	Amount	Peak#	RT	Shift	Area	Amount	
Aroclor-1232	1	4.788	0.004	939244	107.2	1	5.621	0.002	779639	109.9	
Aroclor-1232	2	5.701	0.003	478277	105.7	2	6.265	0.003	731430	106.5	
Aroclor-1232	3	6.077	0.003	1450984	107.2	3	6.843	0.002	1310385	103.7	
Aroclor-1232	4	6.221	0.002	624359	111.2	4	7.045	0.001	541877	110.4	
Total Col1Ave (4 peaks):				107.8		Total Col2Ave (4 peaks):				107.6	RPD = 0
Corrected Ave (3 peaks):				106.7		Corrected Ave (3 peaks):				106.7	RPD = 0

Total PCB Area Col1 (4.291 - 10.817) = 13416754 Col1 Total PCB = 0.1 ppm*
Total PCB Area Col2 (4.781 - 11.403) = 12428680 Col2 Total PCB = 0.1 ppm*

* Quantitated against AR1660 0.25ppm in Ical

PCB-Form 10 Mod.



Analytical Resources Inc.
Dual Column PCB Quantitation Report

Data file 1: 20090618.B/ical-1.b/0617B121.d
Data file 2: 20090618.B/ical-2.b/0617B121.d
Method: /chem2/ecd5.i/20090618.B/PCB1.m
Compound Sublist: AR1232
Instrument, Inj. Vol.: ecd5.i, 2ul
Quant Method: Internal Std

ARI ID: AR1232 500
Client ID:
Injection Date: 18-JUN-2009 18:08
Report Date: 06/19/2009 15:30
Matrix: SOIL
Dilution Factor: 1.000

ZB5 Col			ZB35 Col			ZB5	ZB35	RPD	Compound/Flag
RT	Shift	Response	RT	Shift	Response	on col	on col		
4.189	-0.002	15518376	4.681	0.000	14412162	33.9	35.5	4.8	Tetrachloro-m-xylene
10.916	-0.001	10288260	11.503	0.000	7872548	39.3	38.7	1.6	Decachlorobiphenyl

- * Indicates RPD > 40%
- M Indicates Column 1 peak was manually integrated
- N Indicates Column 2 peak was manually integrated

SURROGATE PERCENT RECOVERY

SURROGATE	Col1	Col2
Tetrachloro-m-xylene	84.7	88.8
Decachlorobiphenyl	98.3	96.8

INTERNAL STANDARD SUMMARY

Standard Cpnd	Column 1		%D
	Standard Area*	Sample Area	
Bromo-Nitrobenzene	30797009	30707611	-0.3
Hexabromobiphenyl	12091267	12026451	-0.5

Standard Cpnd	Column 2		%D
	Standard Area*	Sample Area	
Bromo-Nitrobenzene	31223103	30755893	-1.5
Hexabromobiphenyl	11173293	11020221	-1.4

- * Standard Areas taken from Initial Cal Level 3
Initial Calibration Date: 18-JUN-2009
- <- Indicates standard response outside Limits (-50 to +100%)

ZB5 Col						ZB35 Col					
Aroclor	Peak#	RT	Shift	Area	Amount	Peak#	RT	Shift	Area	Amount	
Aroclor-1232	1	4.788	0.003	4048432	457.0	1	5.618	-0.001	3248104	456.5	
Aroclor-1232	2	5.702	0.004	2084969	455.7	2	6.262	0.000	3089448	448.7	
Aroclor-1232	3	6.077	0.002	6372684	465.5	3	6.841	0.001	5698387	449.5	
Aroclor-1232	4	6.221	0.003	2707794	476.7	4	7.044	0.000	2276899	462.5	
Total Col1Ave (4 peaks):				463.7	Total Col2Ave (4 peaks):				454.3	RPD = 2	
Corrected Ave (3 peaks):				459.4	Corrected Ave (3 peaks):				451.5	RPD = 2	

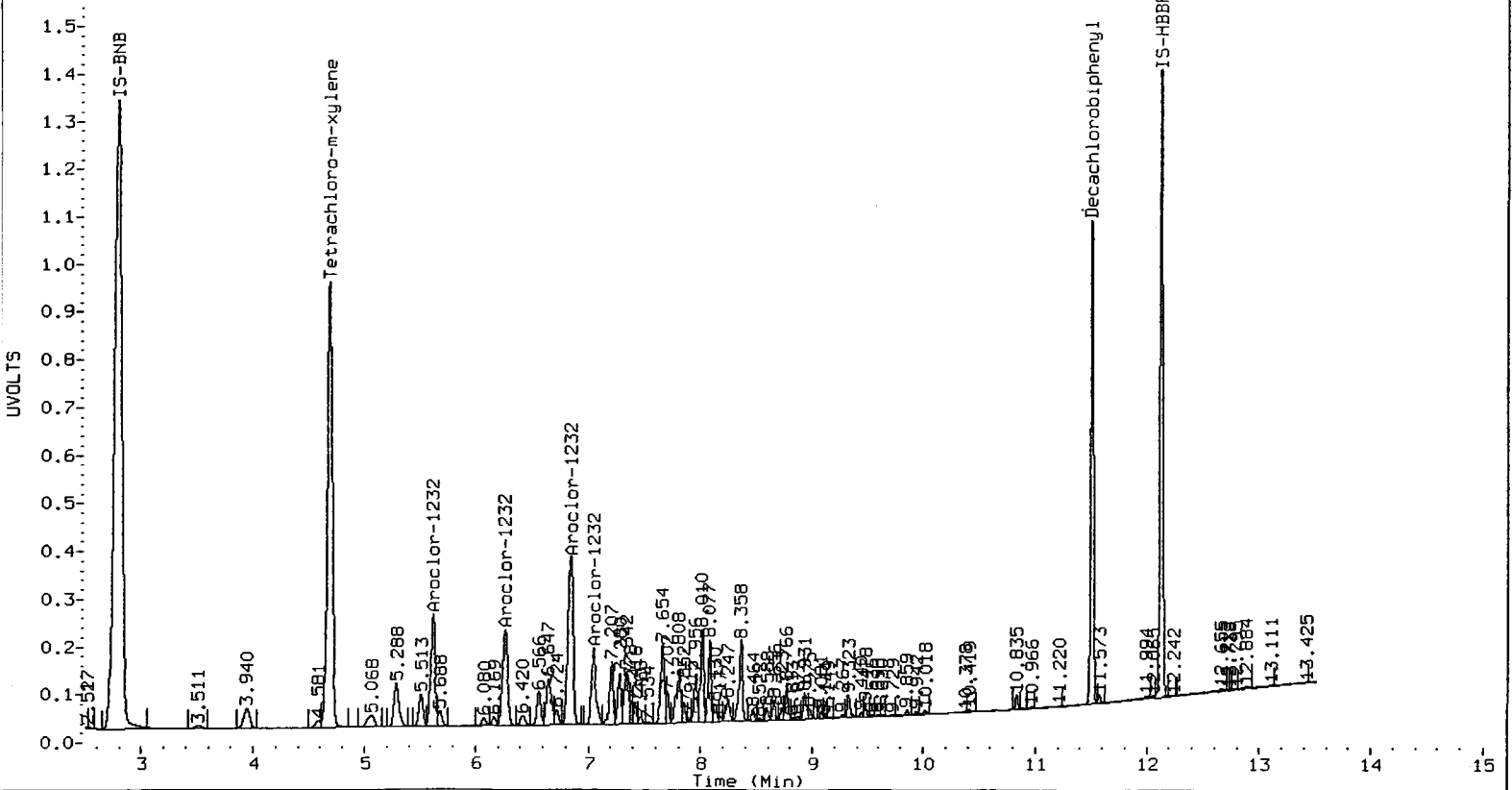
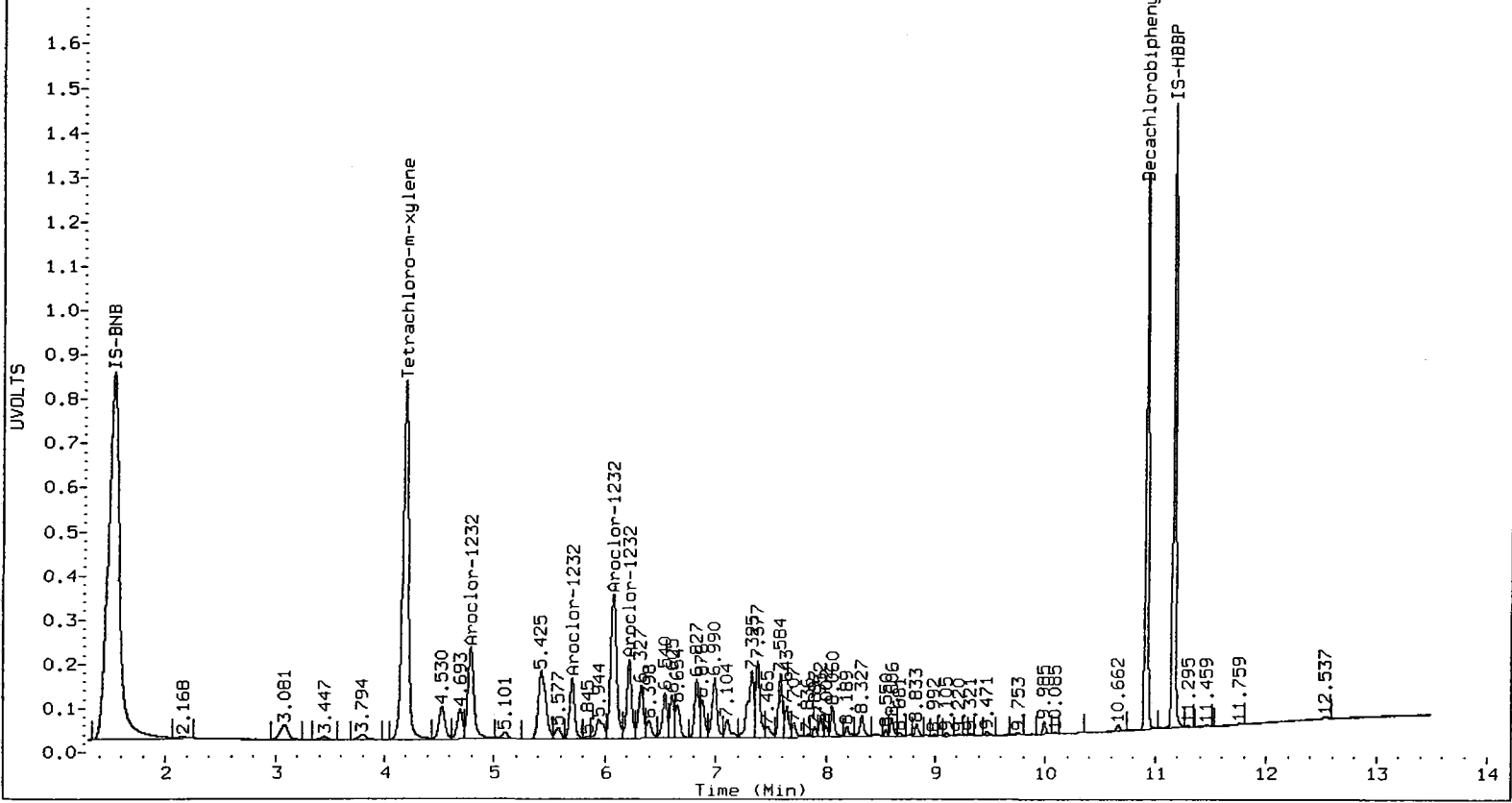
Total PCB Area Col1 (4.291 - 10.817) = 48794097 Col1 Total PCB = 0.2 ppm*

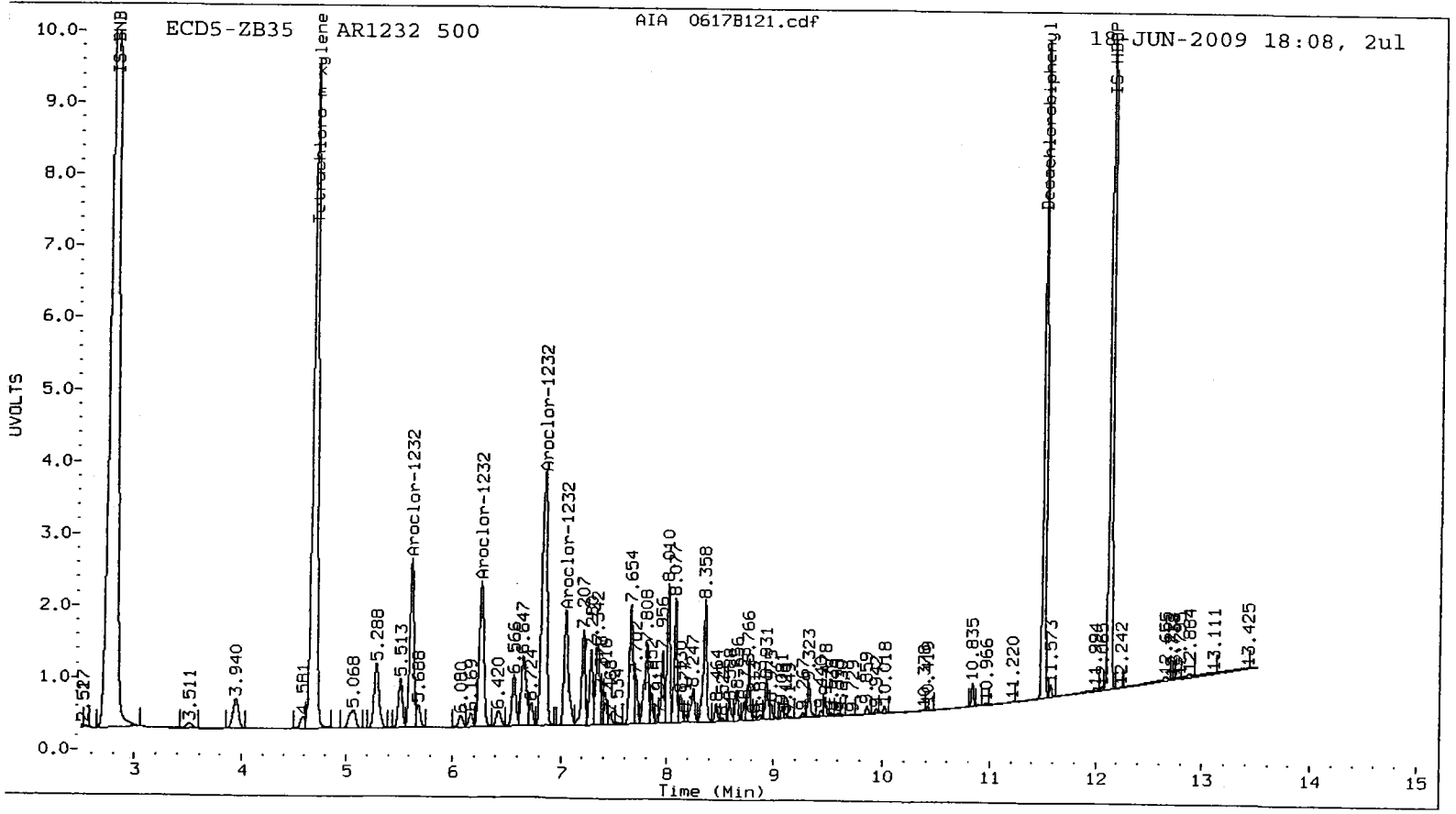
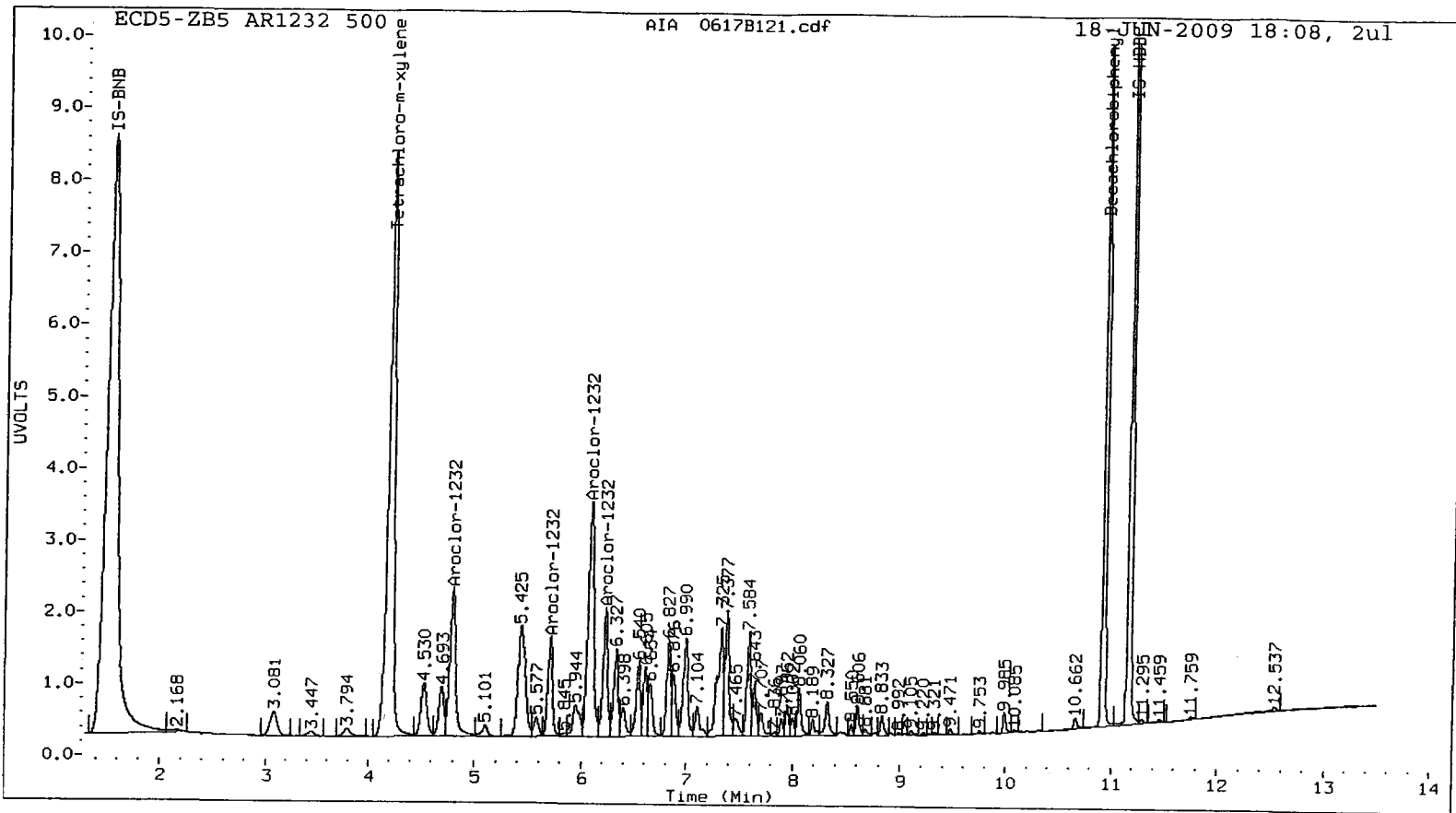
Total PCB Area Col2 (4.781 - 11.403) = 42502852 Col2 Total PCB = 0.2 ppm*

* Quantitated against AR1660 0.25ppm in Ical

PCB-Form 10 Mod.

PS63 : 00941





Analytical Resources Inc.
Dual Column PCB Quantitation Report

Data file 1: 20090618.B/ical-1.b/0617B122.d
Data file 2: 20090618.B/ical-2.b/0617B122.d
Method: /chem2/ecd5.i/20090618.B/PCB1.m
Compound Sublist: AR1660
Instrument, Inj. Vol.: ecd5.i, 2ul
Quant Method: Internal Std

ARI ID: 0.25 PPM AR1660
Client ID:
Injection Date: 18-JUN-2009 18:26
Report Date: 06/19/2009 15:30
Matrix: SOIL
Dilution Factor: 1.000

ZB5 Col			ZB35 Col			ZB5	ZB35	RPD	Compound/Flag
RT	Shift	Response	RT	Shift	Response	on col	on col		
4.186	-0.005	8562980	4.680	-0.001	7782074	18.6	18.9	1.4	Tetrachloro-m-xylene
10.915	-0.002	5725192	11.503	0.000	4324935	21.8	21.0	3.7	Decachlorobiphenyl

- * Indicates RPD > 40%
- M Indicates Column 1 peak was manually integrated
- N Indicates Column 2 peak was manually integrated

SURROGATE PERCENT RECOVERY

SURROGATE	Col1	Col2
Tetrachloro-m-xylene	46.6	47.3
Decachlorobiphenyl	54.4	52.4

INTERNAL STANDARD SUMMARY

Standard Cpnd	Column 1		%D
	Standard Area*	Sample Area	
Bromo-Nitrobenzene	30797009	30797009	0.0
Hexabromobiphenyl	12091267	12091267	0.0

Standard Cpnd	Column 2		%D
	Standard Area*	Sample Area	
Bromo-Nitrobenzene	31223103	31223103	0.0
Hexabromobiphenyl	11173293	11173293	0.0

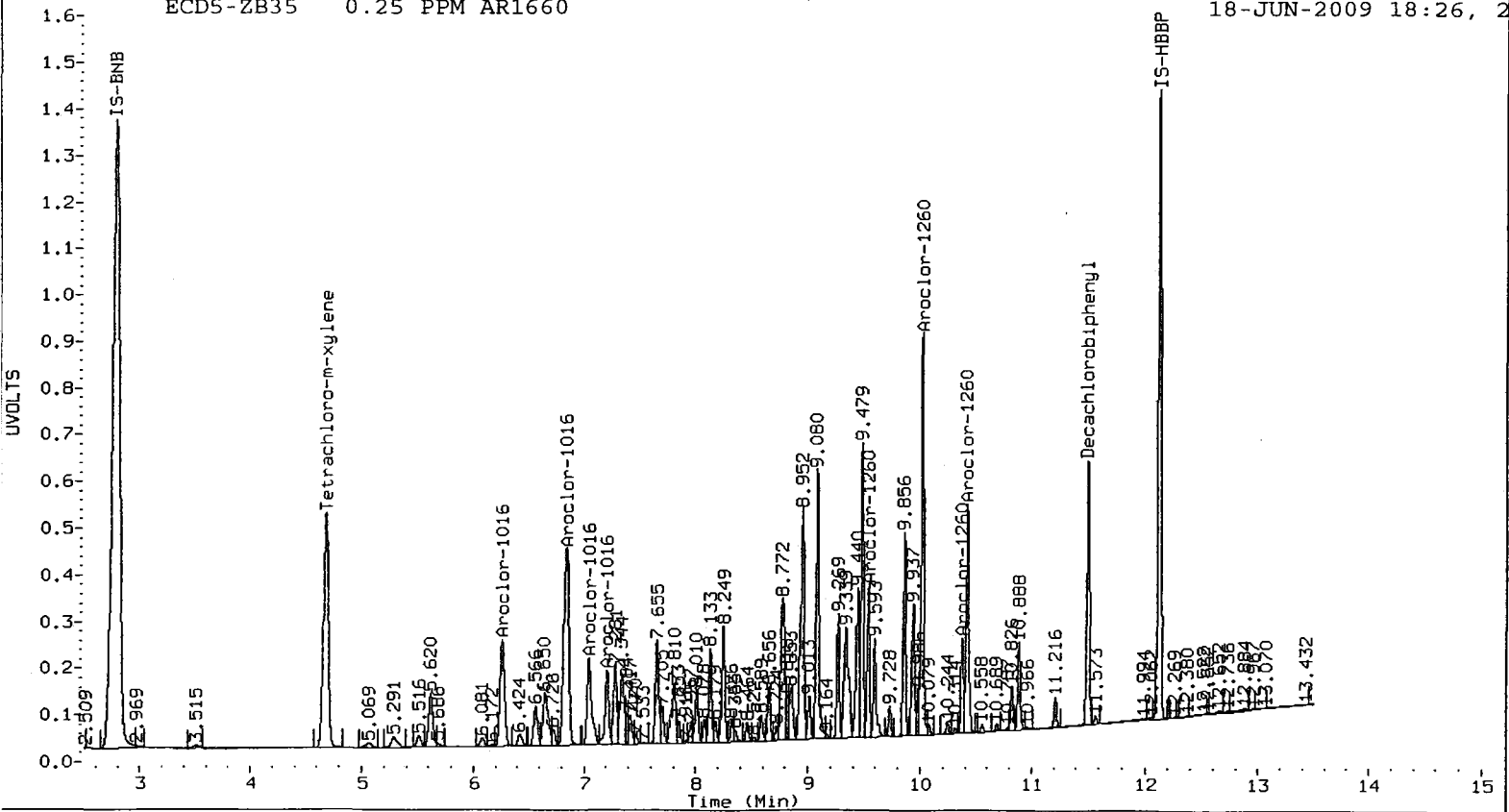
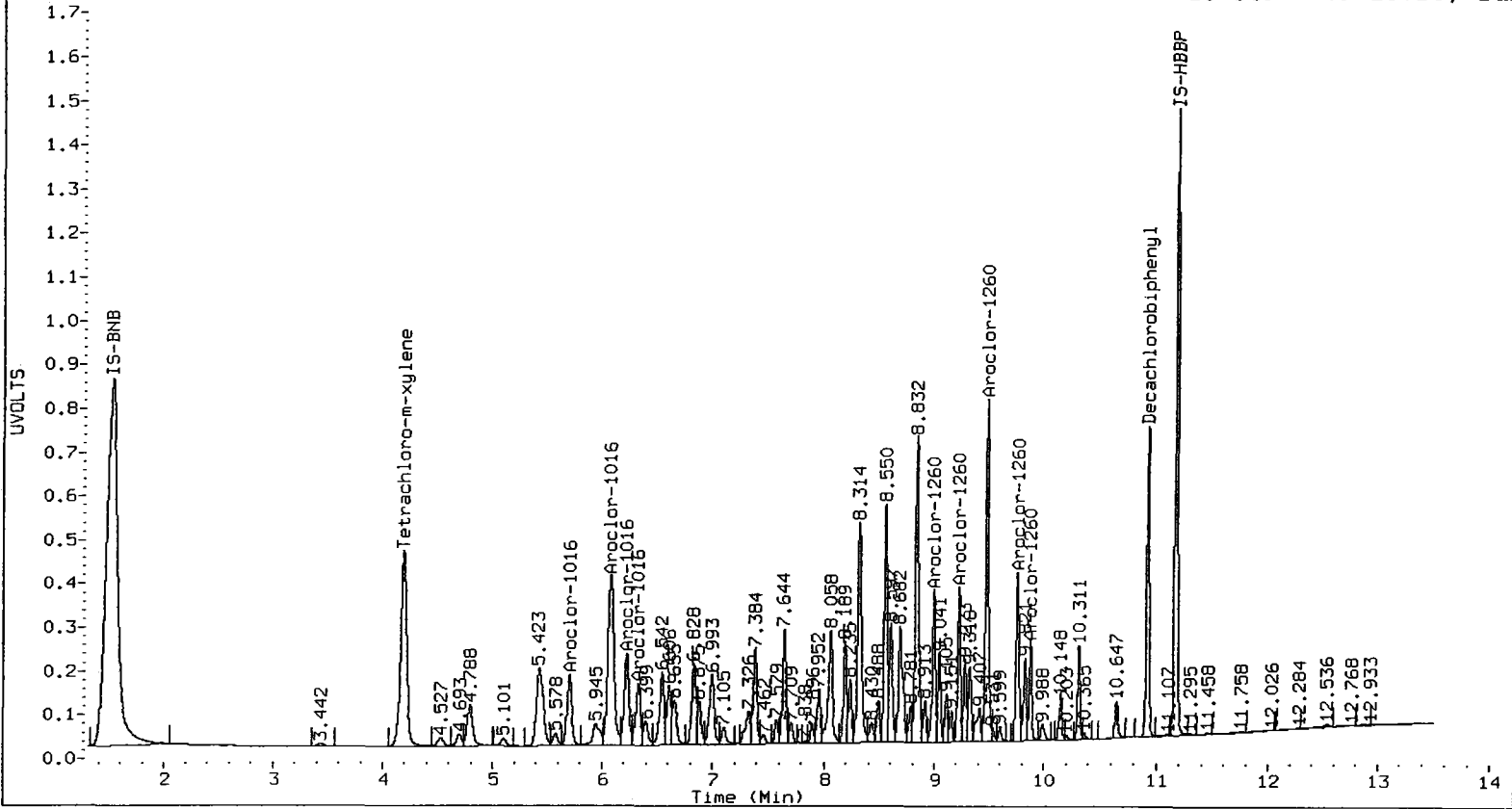
- * Standard Areas taken from Initial Cal Level 3
Initial Calibration Date: 18-JUN-2009
- <- Indicates standard response outside Limits (-50 to +100%)

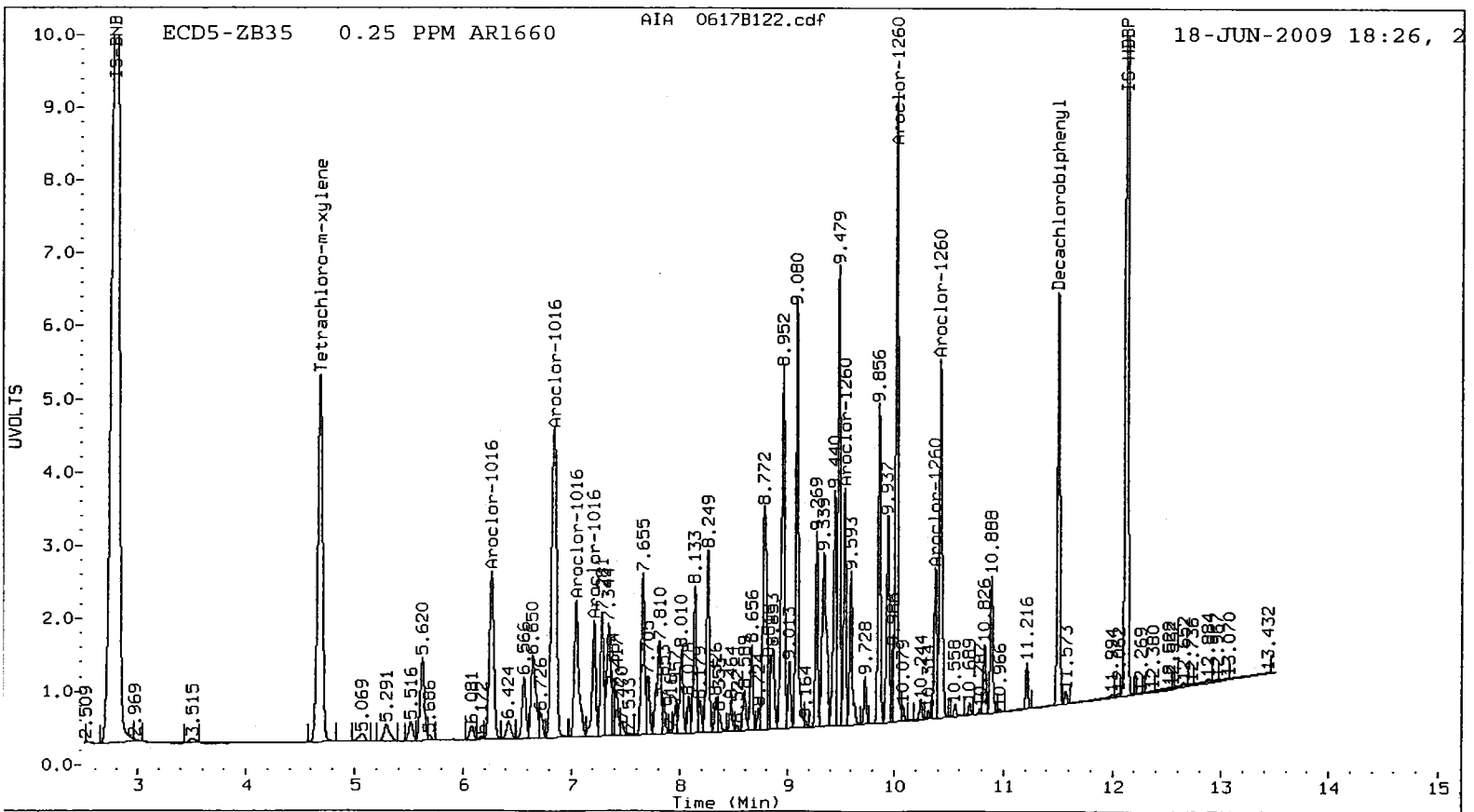
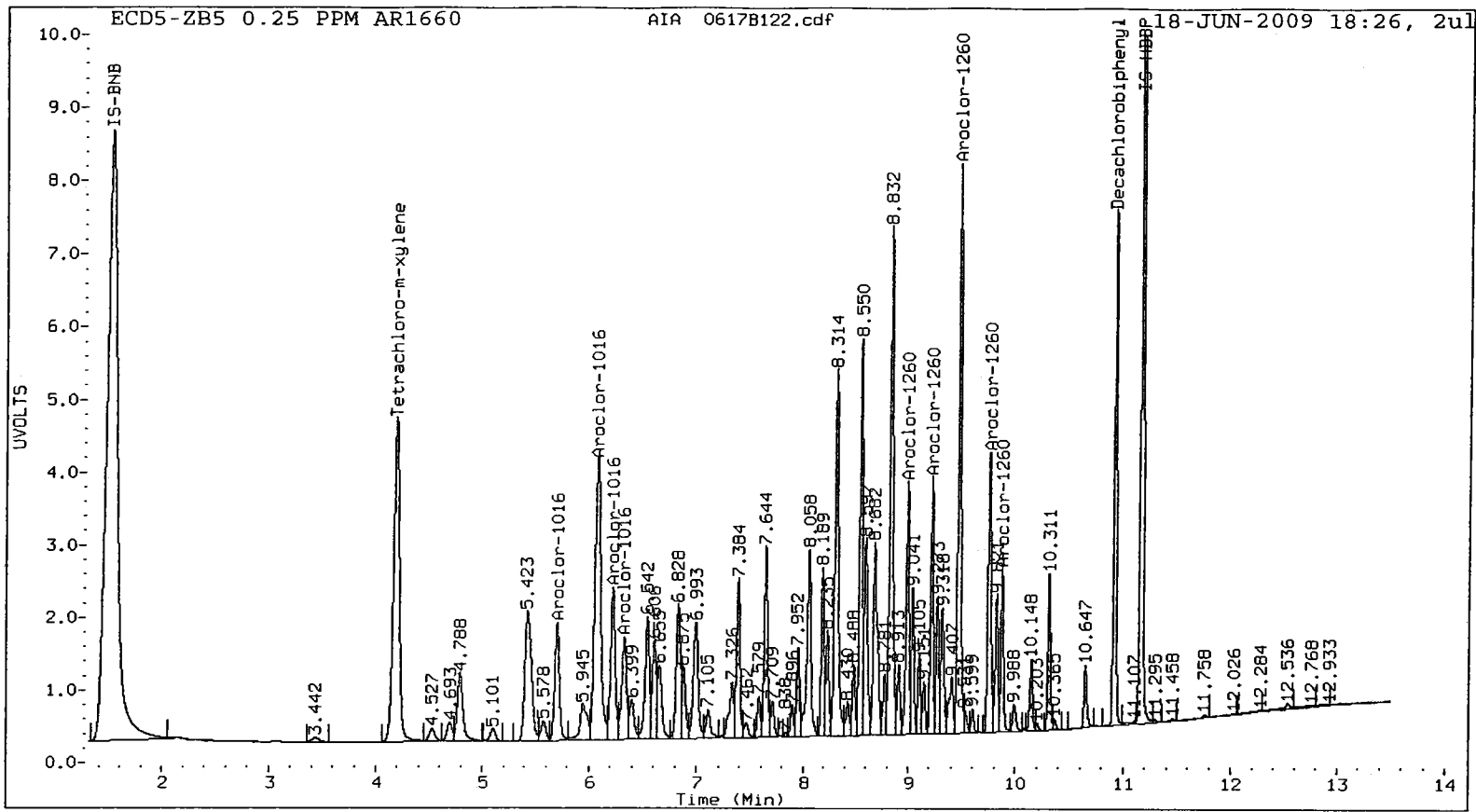
ZB5 Col					ZB35 Col						
Aroclor	Peak#	RT	Shift	Area	Amount	Peak#	RT	Shift	Area	Amount	
Aroclor-1016	1	5.702	0.001	2451722	241.3	1	6.262	0.000	3380474	236.9	
Aroclor-1016	2	6.077	0.002	7613899	239.7	2	6.845	0.001	6886295	237.7	
Aroclor-1016	3	6.222	0.003	3206333	238.3	3	7.046	0.001	2717263	237.8	
Aroclor-1016	4	6.328	0.002	2205918	236.1	4	7.210	0.000	1806498	247.4	
Total CollAve (4 peaks):				238.8		Total Col2Ave (4 peaks):				240.0	RPD = 0
Corrected Ave (3 peaks):				238.0		Corrected Ave (3 peaks):				237.5	RPD = 0
Aroclor-1260	1	8.992	0.001	3191076	282.3	1	9.535	0.000	2542604	272.8	
Aroclor-1260	2	9.220	0.001	3029407	279.9	2	10.018	0.000	6671628	248.7	
Aroclor-1260	3	9.469	0.001	7484891	274.5	3	10.375	0.001	1728540	268.4	
Aroclor-1260	4	9.750	0.002	3885622	278.7	4	10.420	0.000	4250490	265.7	
Aroclor-1260	5	9.872	0.001	1996732	279.2	NS	---			----	
Total CollAve (5 peaks):				278.9		Total Col2Ave (4 peaks):				263.9	RPD = 6
Corrected Ave (4 peaks):				278.1		Corrected Ave (3 peaks):				260.9	RPD = 6

Total PCB Area Col1 (4.291 - 10.817) = 117328155 Col1 Total PCB = 0.5 ppm*

Total PCB Area Col2 (4.781 - 11.403) = 99091496 Col2 Total PCB = 0.5 ppm*

* Quantitated against AR1660 0.25ppm in Ical





Analytical Resources Inc.
Dual Column PCB Quantitation Report

Data file 1: 20090618.B/ical-1.b/0617B123.d
Data file 2: 20090618.B/ical-2.b/0617B123.d
Method: /chem2/ecd5.i/20090618.B/PCB1.m
Compound Sublist: AR1660
Instrument, Inj. Vol.: ecd5.i, 2ul
Quant Method: Internal Std

ARI ID: 0.02 PPM AR1660
Client ID:
Injection Date: 18-JUN-2009 18:43
Report Date: 06/19/2009 15:30
Matrix: SOIL
Dilution Factor: 1.000

ZB5 Col			ZB35 Col			ZB5	ZB35	RPD	Compound/Flag
RT	Shift	Response	RT	Shift	Response	on col	on col		
4.193	0.002	941647	4.682	0.001	844319	2.1	2.1	0.7	Tetrachloro-m-xylene
10.916	-0.001	768081	11.502	-0.001	503639	2.9	2.5	16.3	Decachlorobiphenyl

* Indicates RPD > 40%

M Indicates Column 1 peak was manually integrated

N Indicates Column 2 peak was manually integrated

SURROGATE PERCENT RECOVERY

SURROGATE	Col1	Col2
Tetrachloro-m-xylene	5.2	5.2
Decachlorobiphenyl	7.4	6.3

INTERNAL STANDARD SUMMARY

Standard Cpnd	Column 1		%D
	Standard Area*	Sample Area	
Bromo-Nitrobenzene	30797009	30289434	-1.6
Hexabromobiphenyl	12091267	11967393	-1.0

Standard Cpnd	Column 2		%D
	Standard Area*	Sample Area	
Bromo-Nitrobenzene	31223103	30944283	-0.9
Hexabromobiphenyl	11173293	10897856	-2.5

* Standard Areas taken from Initial Cal Level 3

Initial Calibration Date: 18-JUN-2009

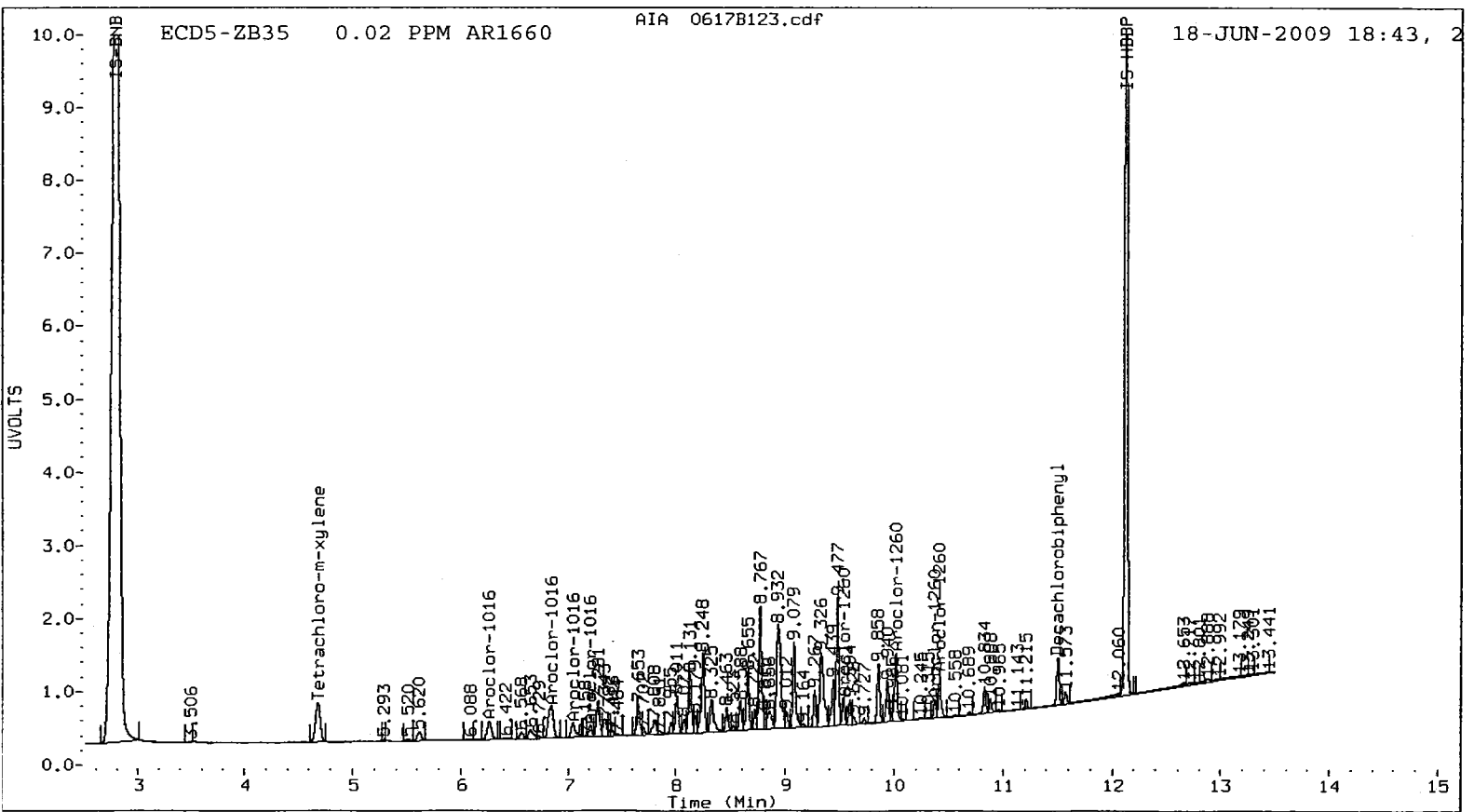
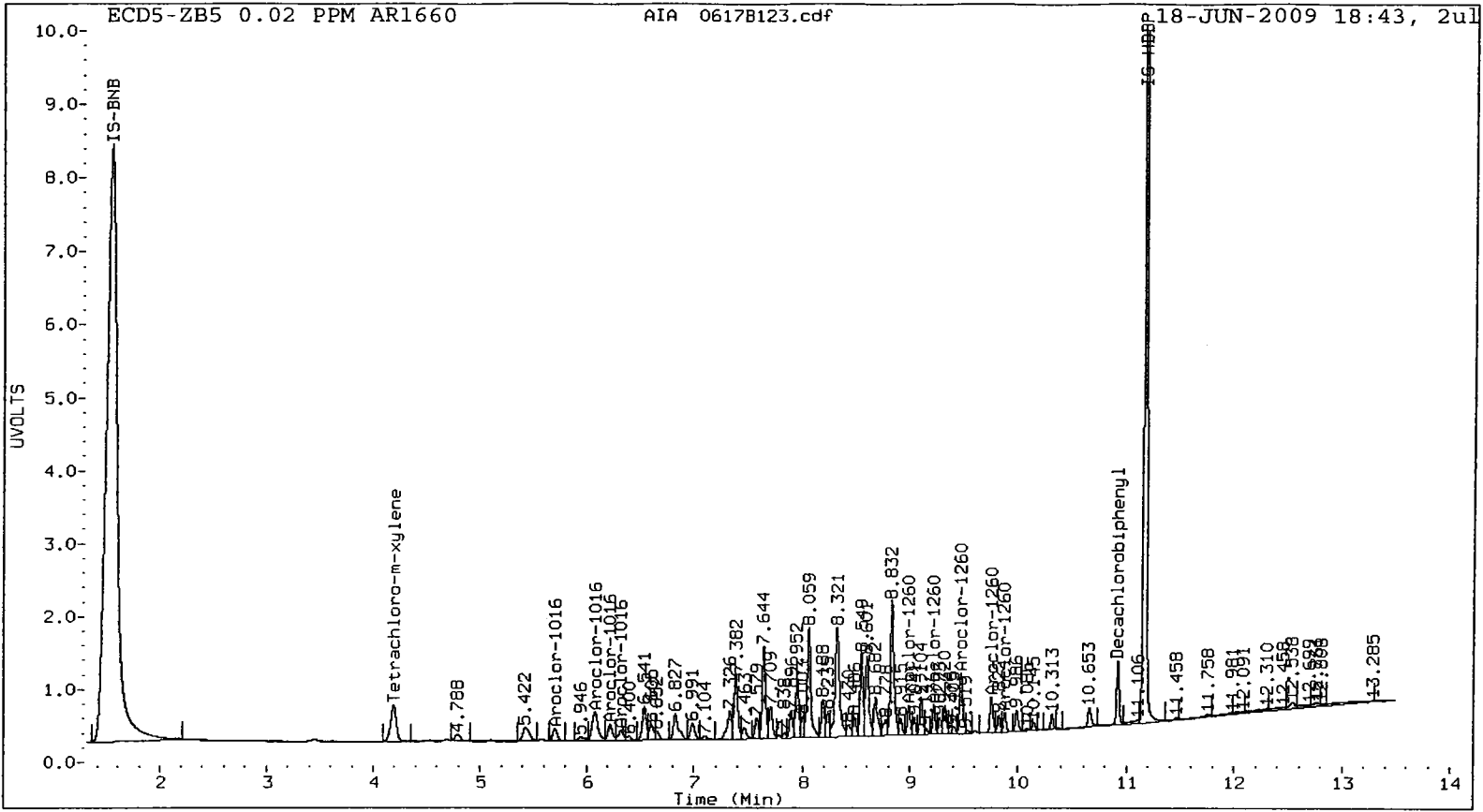
<- Indicates standard response outside Limits (-50 to +100%)

ZB5 Col						ZB35 Col					
Aroclor	Peak#	RT	Shift	Area	Amount	Peak#	RT	Shift	Area	Amount	
Aroclor-1016	1	5.702	0.001	246482	24.7	1	6.261	-0.001	364740	25.8	
Aroclor-1016	2	6.078	0.003	764864	24.5	2	6.842	-0.003	722345	25.2	
Aroclor-1016	3	6.223	0.004	334904	25.3	3	7.045	0.000	290983	25.7	
Aroclor-1016	4	6.328	0.002	234988	25.6	4	7.207	-0.002	171209	23.7	
Total Col1Ave (4 peaks):				25.0	Total Col2Ave (4 peaks):				25.1	RPD = 0	
Corrected Ave (3 peaks):				24.8	Corrected Ave (3 peaks):				24.8	RPD = 0	
Aroclor-1260	1	8.991	0.001	383845	34.3	1	9.534	-0.001	298736	32.9	
Aroclor-1260	2	9.220	0.001	361407	33.7	2	10.018	-0.001	780828	29.8	
Aroclor-1260	3	9.469	0.001	865490	32.1	3	10.374	-0.001	210139	33.5	
Aroclor-1260	4	9.751	0.002	505845	36.7	4	10.419	-0.001	519029	33.3	
Aroclor-1260	5	9.873	0.002	241411	34.1	NS	---			----	
Total Col1Ave (5 peaks):				34.2	Total Col2Ave (4 peaks):				32.4	RPD = 5	
Corrected Ave (4 peaks):				33.6	Corrected Ave (3 peaks):				32.0	RPD = 5	

Total PCB Area Col1 (4.291 - 10.817) = 26471470 Col1 Total PCB = 0.1 ppm*

Total PCB Area Col2 (4.781 - 11.403) = 22030702 Col2 Total PCB = 0.1 ppm*

* Quantitated against AR1660 0.25ppm in Ical



Analytical Resources Inc.
Dual Column PCB Quantitation Report

Data file 1: 20090618.B/ical-1.b/0617B124.d
Data file 2: 20090618.B/ical-2.b/0617B124.d
Method: /chem2/ecd5.i/20090618.B/PCB1.m
Compound Sublist: AR1660
Instrument, Inj. Vol.: ecd5.i, 2ul
Quant Method: Internal Std

ARI ID: 1 PPM AR1660
Client ID:
Injection Date: 18-JUN-2009 19:00
Report Date: 06/19/2009 15:30
Matrix: SOIL
Dilution Factor: 1.000

ZB5 Col			ZB35 Col			ZB5	ZB35	RPD	Compound/Flag
RT	Shift	Response	RT	Shift	Response	on col	on col		
4.188	-0.002	30693116	4.680	-0.001	29616817	65.9	68.4	3.7	Tetrachloro-m-xylene
10.916	-0.002	21484900	11.503	0.000	16977974	78.2	78.9	0.9	Decachlorobiphenyl

- * Indicates RPD > 40%
- M Indicates Column 1 peak was manually integrated
- N Indicates Column 2 peak was manually integrated

SURROGATE PERCENT RECOVERY

SURROGATE	Col1	Col2
Tetrachloro-m-xylene	164.9	171.1
Decachlorobiphenyl	195.5	197.2

INTERNAL STANDARD SUMMARY

Standard Cpnd	Column 1		%D
	Standard Area*	Sample Area	
Bromo-Nitrobenzene	30797009	31189539	1.3
Hexabromobiphenyl	12091267	12625989	4.4

Standard Cpnd	Column 2		%D
	Standard Area*	Sample Area	
Bromo-Nitrobenzene	31223103	32824690	5.1
Hexabromobiphenyl	11173293	11659261	4.3

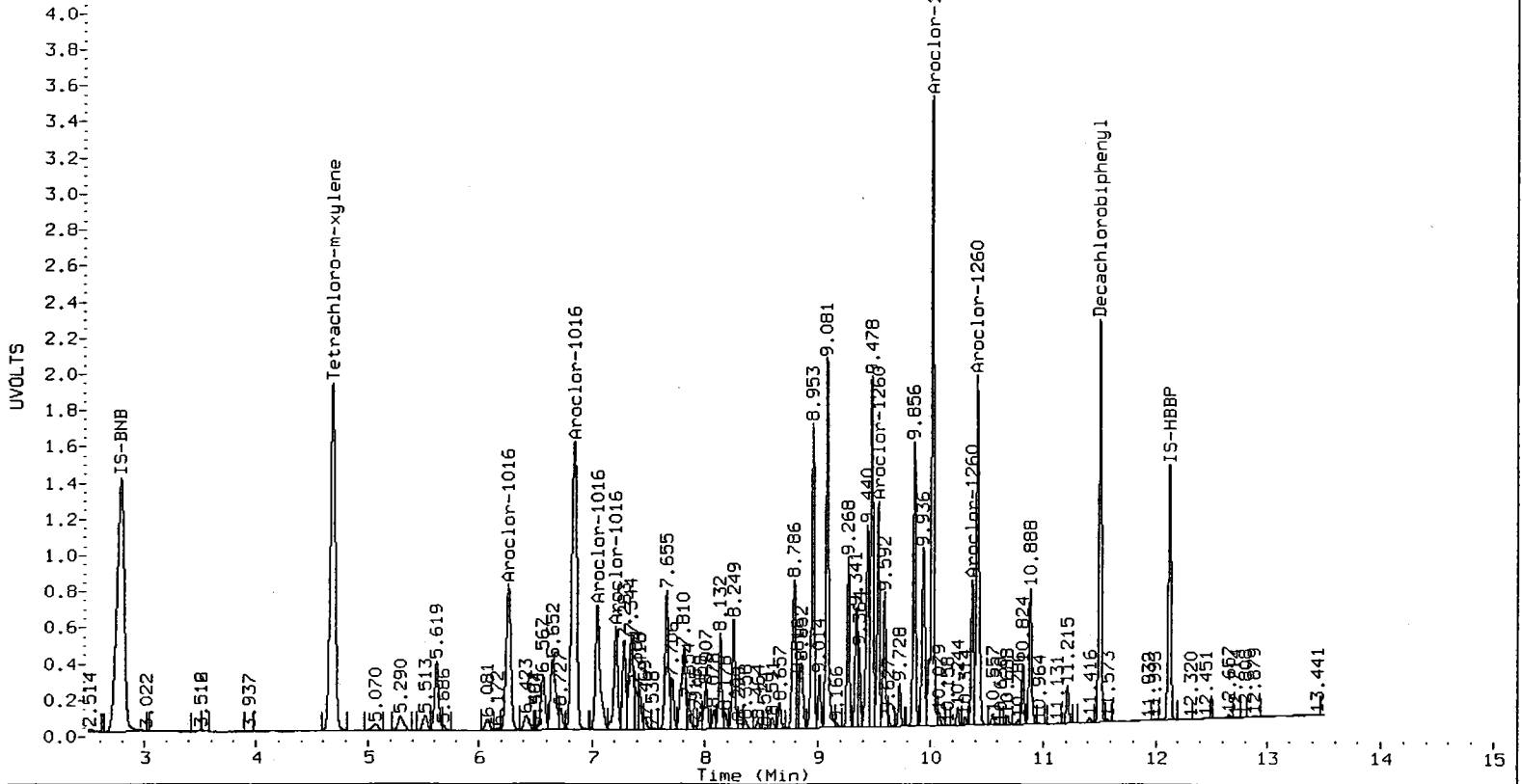
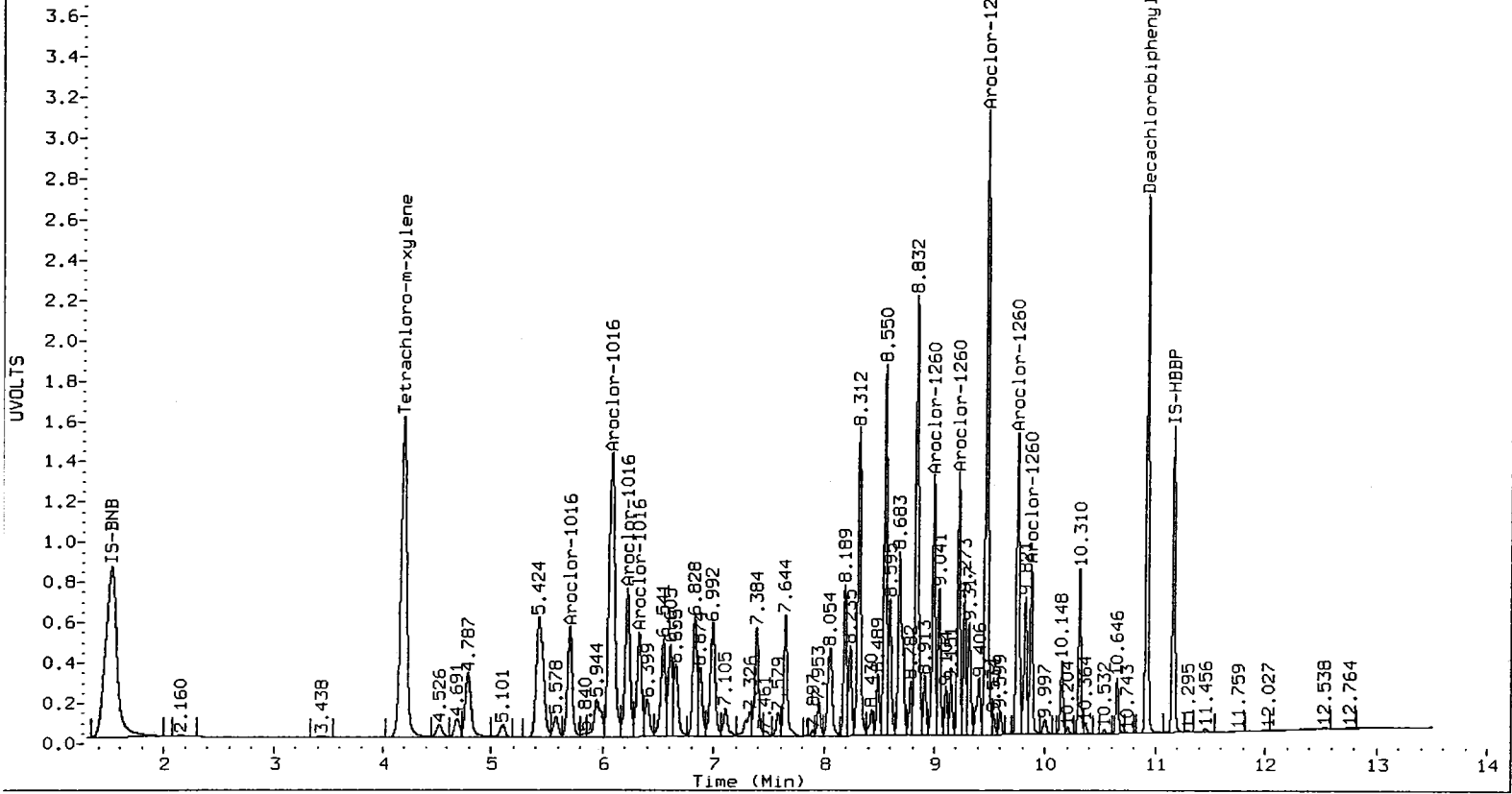
- * Standard Areas taken from Initial Cal Level 3
Initial Calibration Date: 18-JUN-2009
- <- Indicates standard response outside Limits (-50 to +100%)

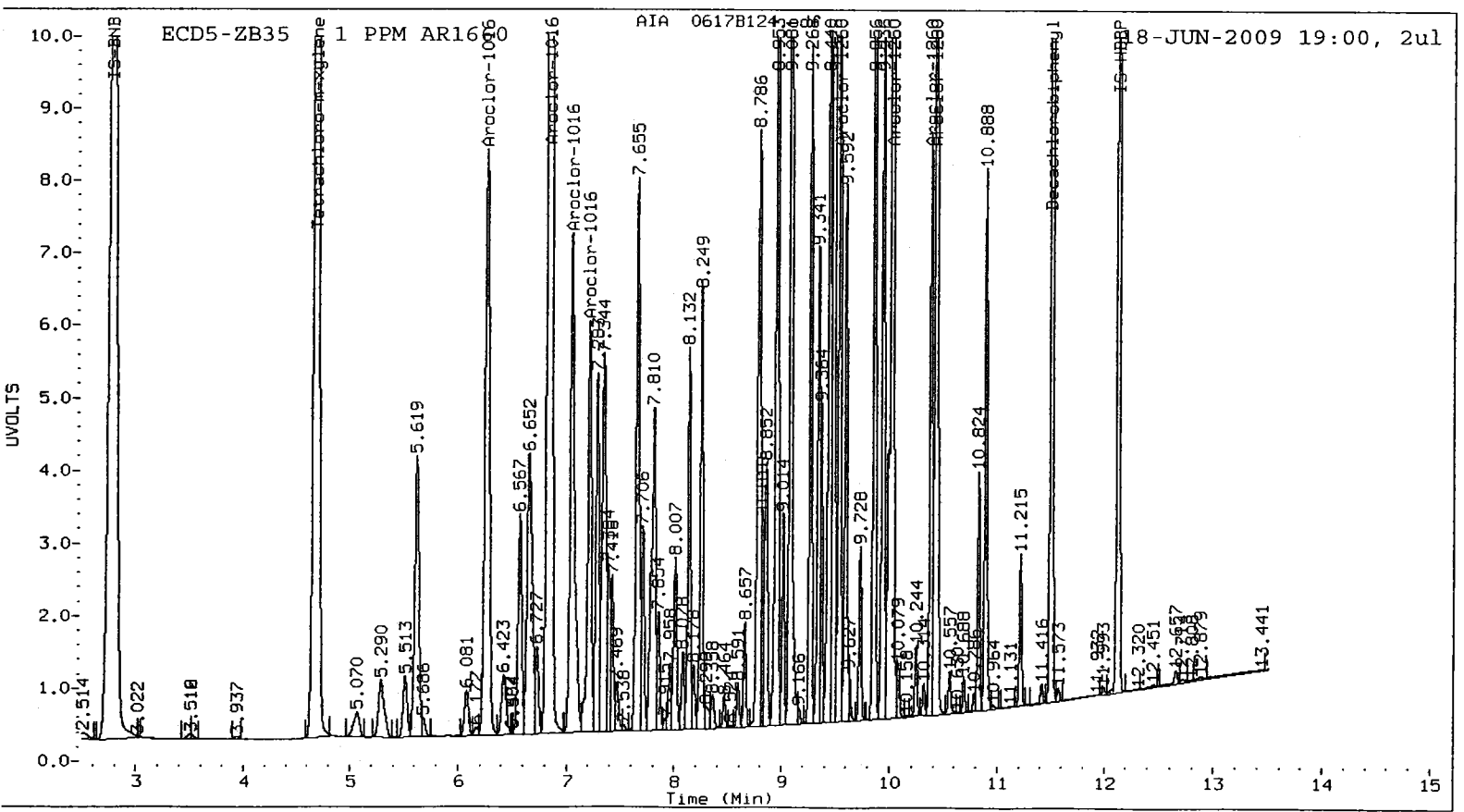
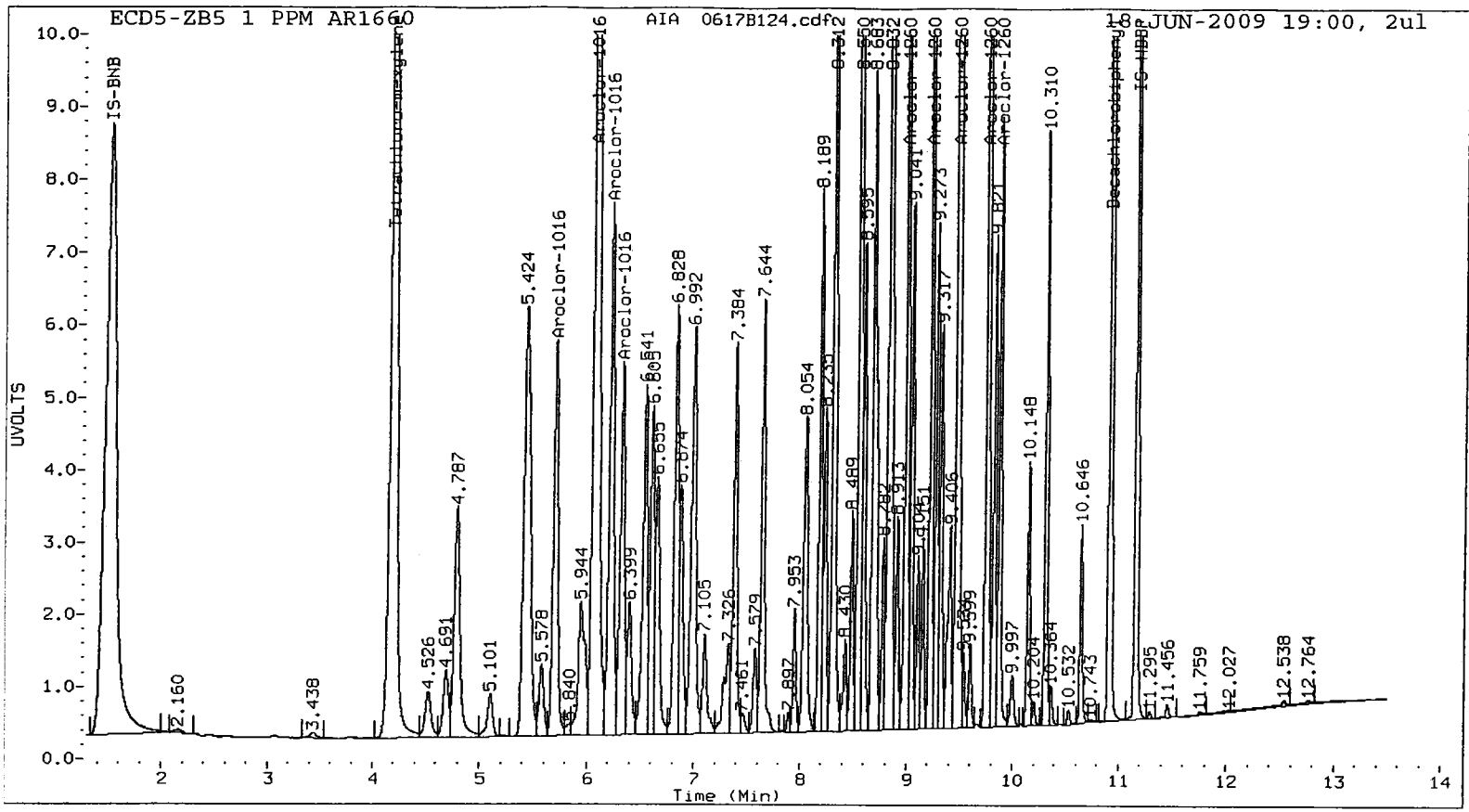
ZB5 Col					ZB35 Col					
Aroclor	Peak#	RT	Shift	Area	Amount	Peak#	RT	Shift	Area	Amount
Aroclor-1016	1	5.702	0.001	8343057	810.7	1	6.261	0.000	11913489	794.1
Aroclor-1016	2	6.077	0.002	26696036	829.8	2	6.845	0.001	25593284	840.4
Aroclor-1016	3	6.221	0.002	10931981	802.3	3	7.047	0.002	9767582	813.1
Aroclor-1016	4	6.327	0.001	7797916	824.2	4	7.209	0.000	6603816	860.4
Total CollAve (4 peaks):				816.7		Total Col2Ave (4 peaks):				827.0 RPD = 1
Corrected Ave (3 peaks):				812.4		Corrected Ave (3 peaks):				815.9 RPD = 0
Aroclor-1260	1	8.992	0.001	11459573	970.9	1	9.535	0.000	9519769	978.9
Aroclor-1260	2	9.219	0.001	10998974	973.0	2	10.018	0.000	28162314	1006.1
Aroclor-1260	3	9.469	0.001	27807193	976.7	3	10.374	0.000	6614981	984.4
Aroclor-1260	4	9.749	0.001	14200661	975.3	4	10.420	0.000	16447756	985.3
Aroclor-1260	5	9.872	0.001	7275898	974.4	NS	---			----
Total CollAve (5 peaks):				974.1		Total Col2Ave (4 peaks):				988.7 RPD = 1
Corrected Ave (4 peaks):				973.4		Corrected Ave (3 peaks):				982.9 RPD = 1

Total PCB Area Col1 (4.291 - 10.817) = 367413708 Col1 Total PCB = 1.5 ppm*

Total PCB Area Col2 (4.781 - 11.403) = 320841701 Col2 Total PCB = 1.5 ppm*

* Quantitated against AR1660 0.25ppm in Ical





Analytical Resources Inc.
Dual Column PCB Quantitation Report

Data file 1: 20090618.B/ical-1.b/0617B125.d
Data file 2: 20090618.B/ical-2.b/0617B125.d
Method: /chem2/ecd5.i/20090618.B/PCB1.m
Compound Sublist: AR1660
Instrument, Inj. Vol.: ecd5.i, 2ul
Quant Method: Internal Std

ARI ID: 0.1 PPM AR1660
Client ID:
Injection Date: 18-JUN-2009 19:18
Report Date: 06/19/2009 15:30
Matrix: SOIL
Dilution Factor: 1.000

RT	ZB5 Col Shift Response	ZB35 Col Shift Response	RT	ZB5 on col	ZB35 on col	RPD	Compound/Flag
4.185	-0.005 3815287	4.679 -0.002 3270980	4.679	8.5	7.9	7.0	Tetrachloro-m-xylene
10.915	-0.002 2620248	11.501 -0.002 1935997	11.501	10.2	9.5	6.7	Decachlorobiphenyl

- * Indicates RPD > 40%
- M Indicates Column 1 peak was manually integrated
- N Indicates Column 2 peak was manually integrated

SURROGATE PERCENT RECOVERY

SURROGATE	Col1	Col2
Tetrachloro-m-xylene	21.3	19.9
Decachlorobiphenyl	25.5	23.8

INTERNAL STANDARD SUMMARY

Standard Cpnd	Column 1		%D
	Standard Area*	Sample Area	
Bromo-Nitrobenzene	30797009	30023155	-2.5
Hexabromobiphenyl	12091267	11821688	-2.2

Standard Cpnd	Column 2		%D
	Standard Area*	Sample Area	
Bromo-Nitrobenzene	31223103	31232934	0.0
Hexabromobiphenyl	11173293	11010078	-1.5

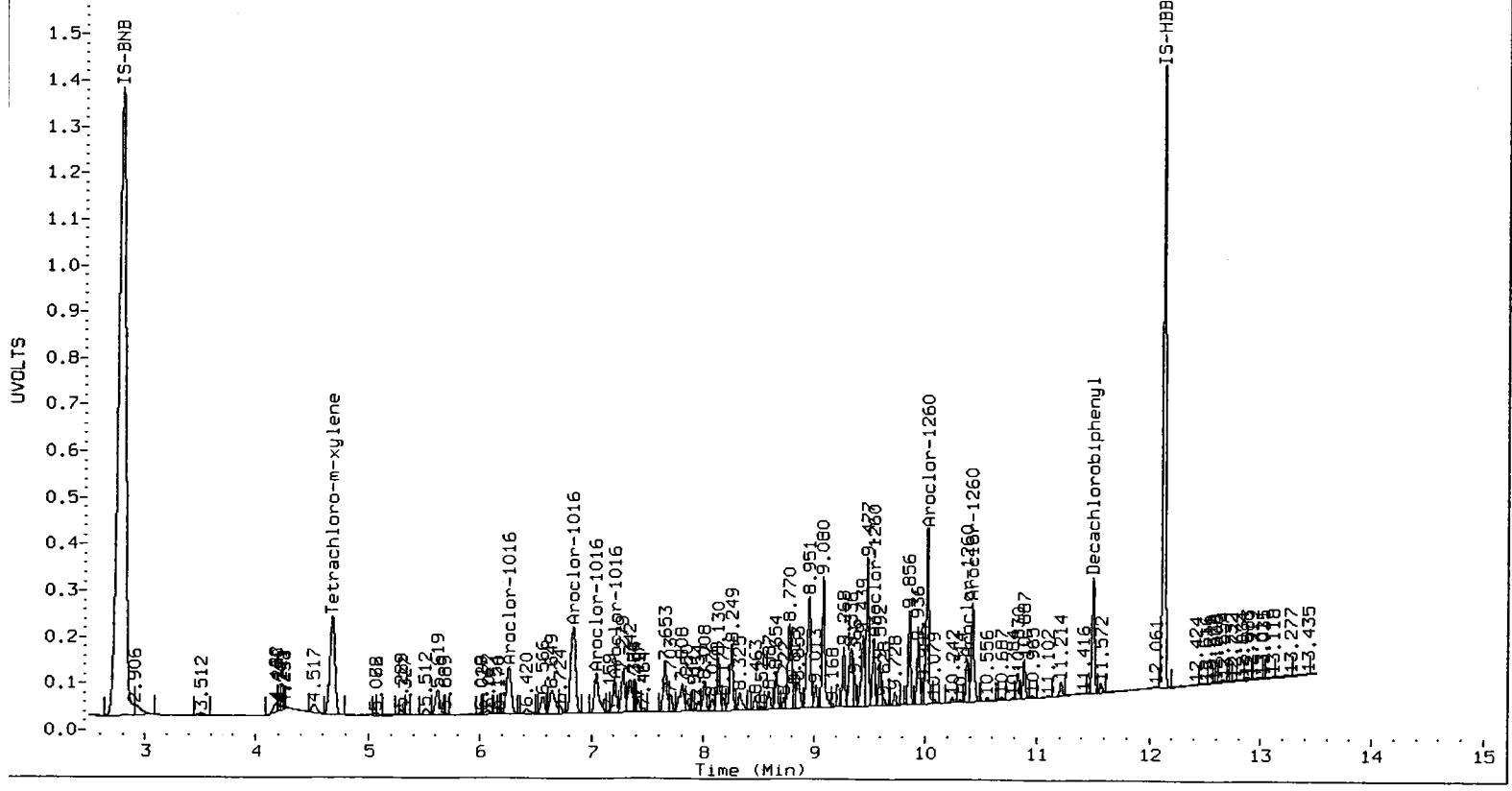
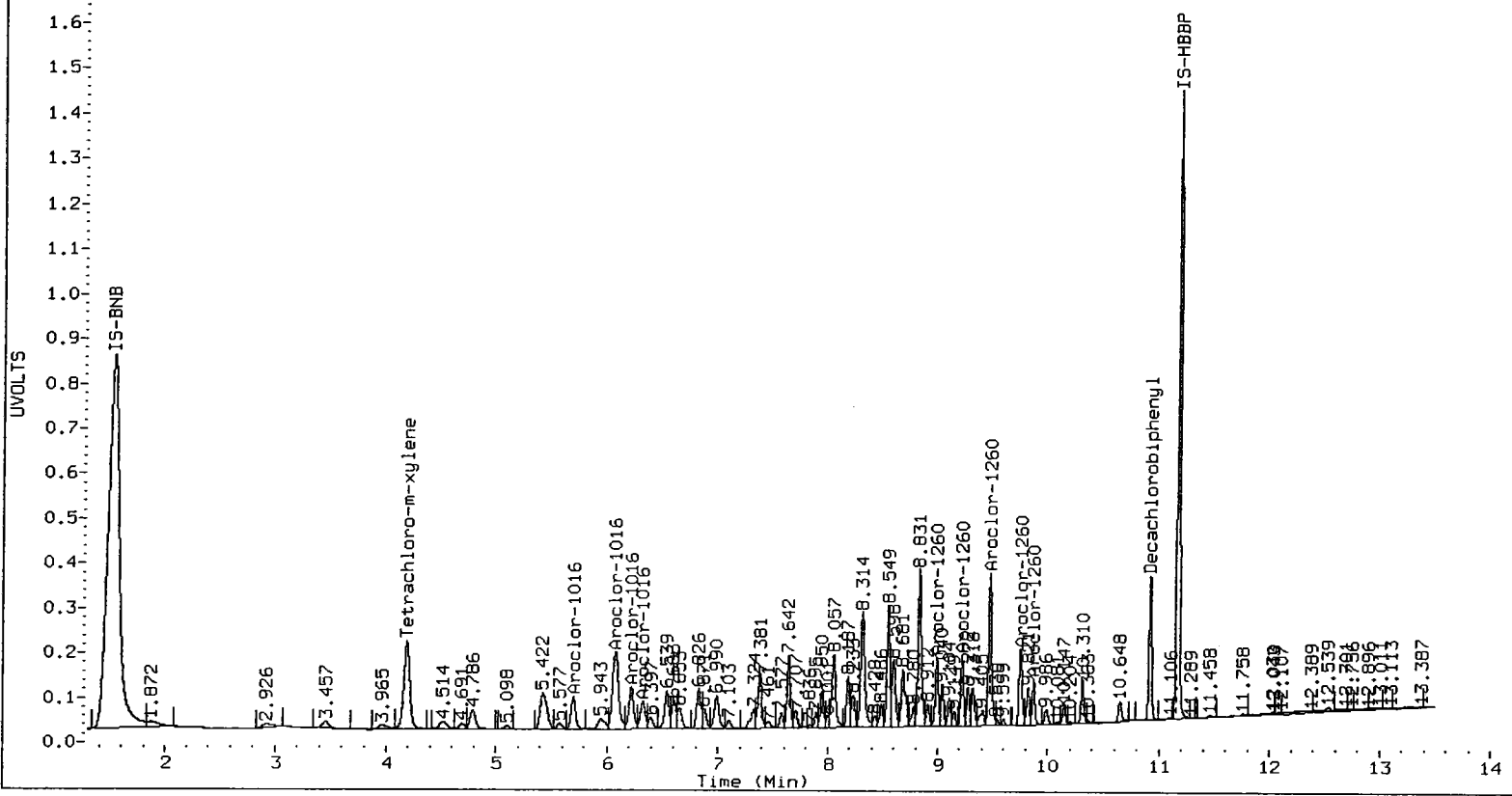
- * Standard Areas taken from Initial Cal Level 3
Initial Calibration Date: 18-JUN-2009
- <- Indicates standard response outside Limits (-50 to +100%)

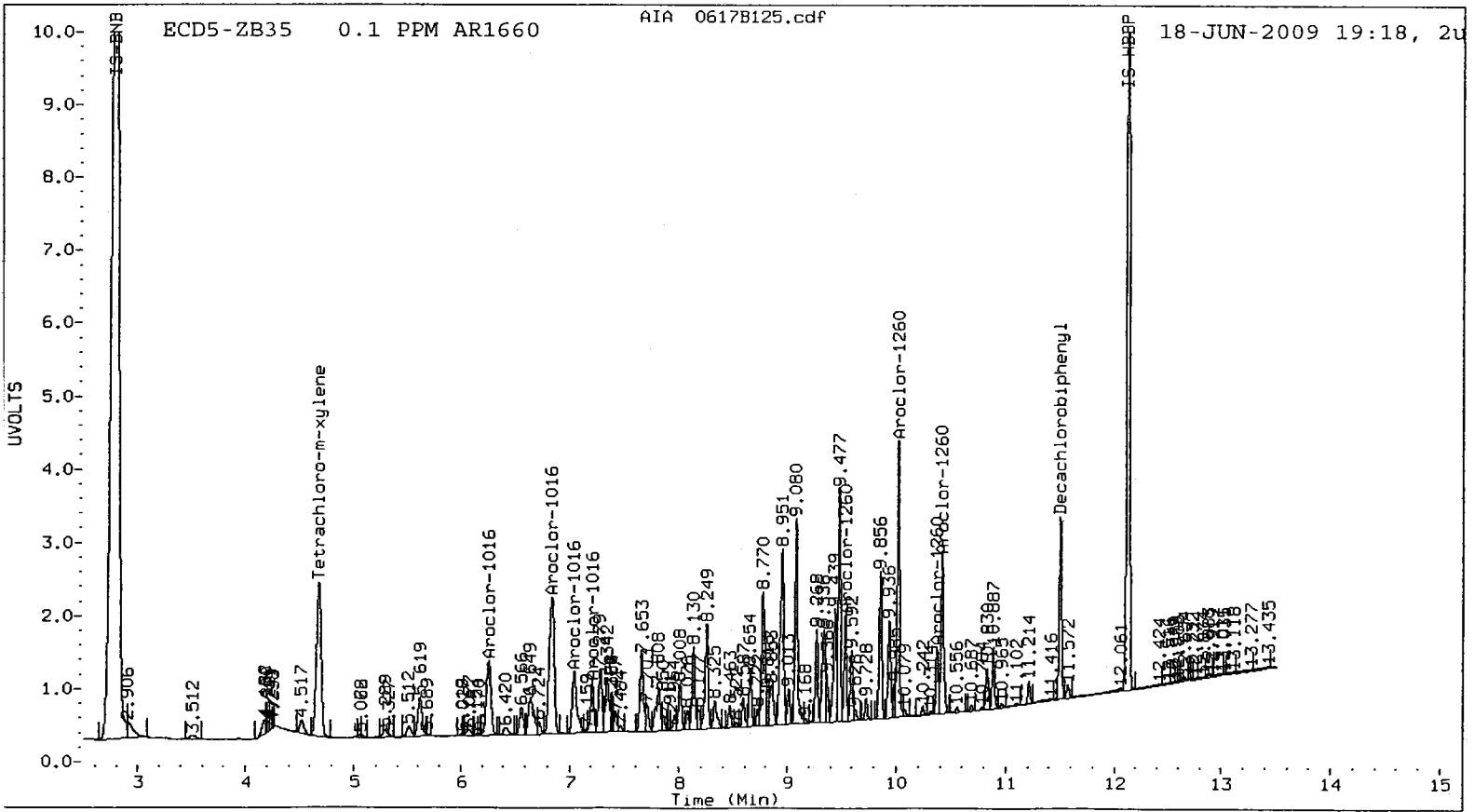
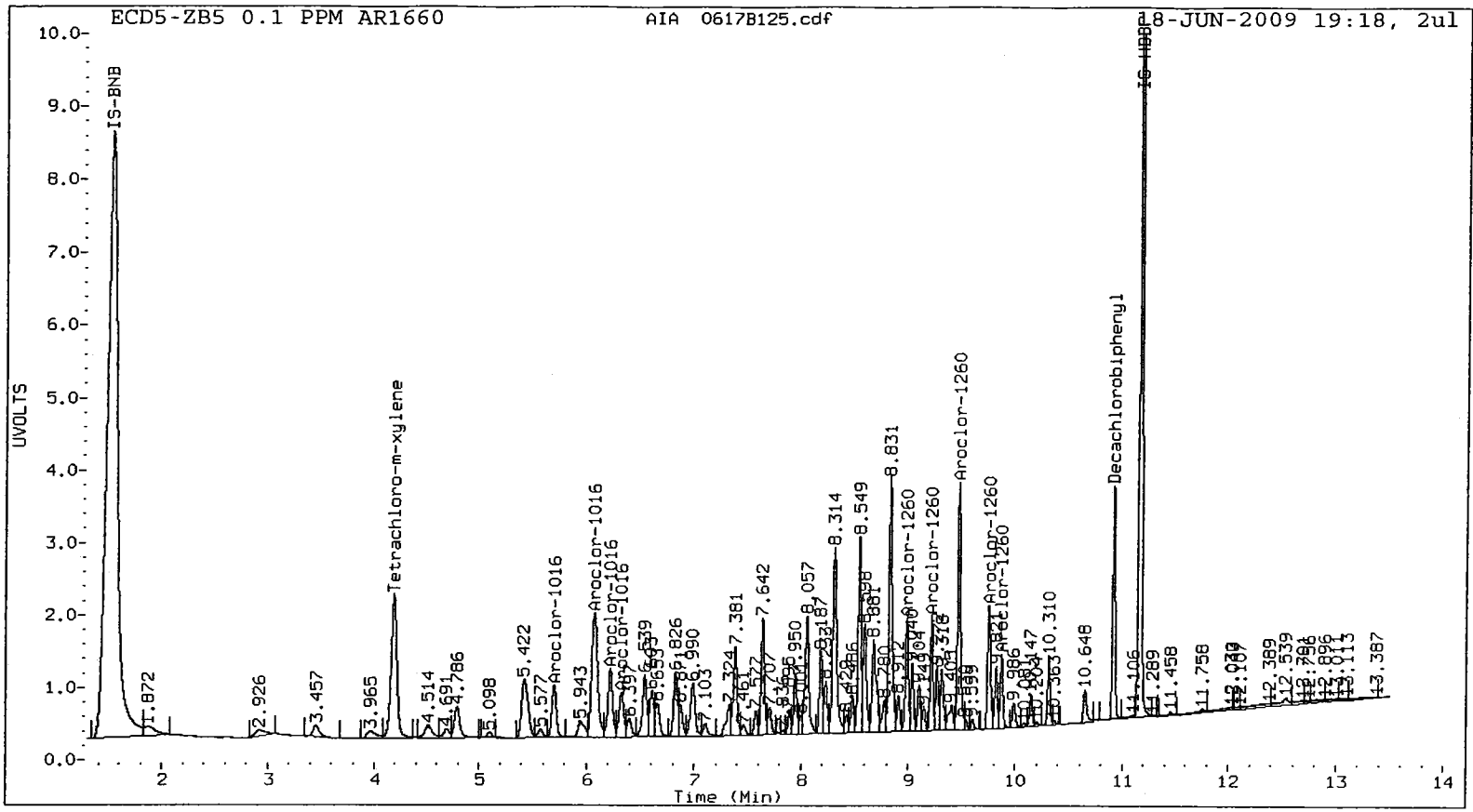
ZB5 Col					ZB35 Col					
Aroclor	Peak#	RT	Shift	Area	Amount	Peak#	RT	Shift	Area	Amount
Aroclor-1016	1	5.701	0.000	1094173	110.5	1	6.262	0.000	1554671	108.9
Aroclor-1016	2	6.076	0.000	3392868	109.6	2	6.840	-0.004	3034217	104.7
Aroclor-1016	3	6.219	0.001	1448910	110.5	3	7.043	-0.002	1223243	107.0
Aroclor-1016	4	6.325	0.000	975468	107.1	4	7.206	-0.004	762300	104.4
Total CollAve (4 peaks):				109.4		Total Col2Ave (4 peaks):				106.3 RPD = 3
Corrected Ave (3 peaks):				109.0		Corrected Ave (3 peaks):				105.4 RPD = 3
Aroclor-1260	1	8.990	0.000	1454150	131.6	1	9.534	-0.001	1141191	124.3
Aroclor-1260	2	9.219	0.000	1371435	129.6	2	10.017	-0.001	2888752	109.3
Aroclor-1260	3	9.469	0.001	3339193	125.3	3	10.374	-0.001	775117	122.2
Aroclor-1260	4	9.750	0.001	1761094	129.2	4	10.418	-0.001	1870362	118.6
Aroclor-1260	5	9.872	0.001	900204	128.8	NS	---			----
Total CollAve (5 peaks):				128.9		Total Col2Ave (4 peaks):				118.6 RPD = 8
Corrected Ave (4 peaks):				128.2		Corrected Ave (3 peaks):				116.7 RPD = 9

Total PCB Area Col1 (4.291 - 10.817) = 58559696 Col1 Total PCB = 0.3 ppm*

Total PCB Area Col2 (4.781 - 11.403) = 48760604 Col2 Total PCB = 0.2 ppm*

* Quantitated against AR1660 0.25ppm in Ical





Analytical Resources Inc.
Dual Column PCB Quantitation Report

Data file 1: 20090618.B/ical-1.b/0617B126.d
Data file 2: 20090618.B/ical-2.b/0617B126.d
Method: /chem2/ecd5.i/20090618.B/PCB1.m
Compound Sublist: AR1660
Instrument, Inj. Vol.: ecd5.i, 2ul
Quant Method: Internal Std

ARI ID: 0.5 PPM AR1660
Client ID:
Injection Date: 18-JUN-2009 19:35
Report Date: 06/19/2009 15:31
Matrix: SOIL
Dilution Factor: 1.000

ZB5 Col			ZB35 Col			ZB5	ZB35	RPD	Compound/Flag
RT	Shift	Response	RT	Shift	Response	on col	on col		
4.187	-0.004	16358865	4.679	-0.002	15315325	35.1	36.5	4.0	Tetrachloro-m-xylene
10.915	-0.003	11197592	11.502	-0.001	8623446	41.8	41.2	1.5	Decachlorobiphenyl

- * Indicates RPD > 40%
- M Indicates Column 1 peak was manually integrated
- N Indicates Column 2 peak was manually integrated

SURROGATE PERCENT RECOVERY

SURROGATE	Col1	Col2
Tetrachloro-m-xylene	87.7	91.3
Decachlorobiphenyl	104.6	103.0

INTERNAL STANDARD SUMMARY

Standard Cpnd	Column 1		%D
	Standard Area*	Sample Area	
Bromo-Nitrobenzene	30797009	31239323	1.4
Hexabromobiphenyl	12091267	12303836	1.8

Standard Cpnd	Column 2		%D
	Standard Area*	Sample Area	
Bromo-Nitrobenzene	31223103	31794094	1.8
Hexabromobiphenyl	11173293	11334893	1.4

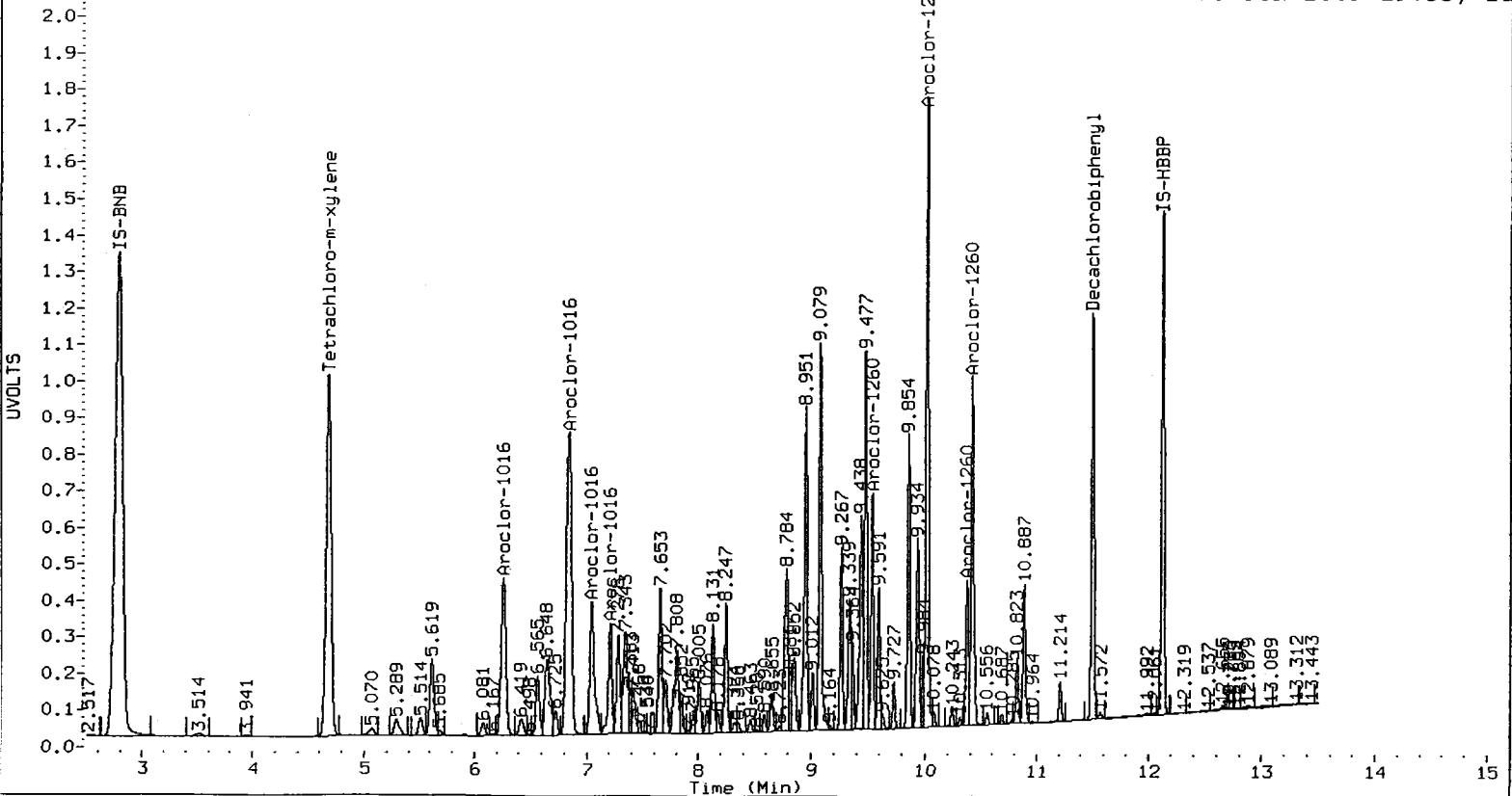
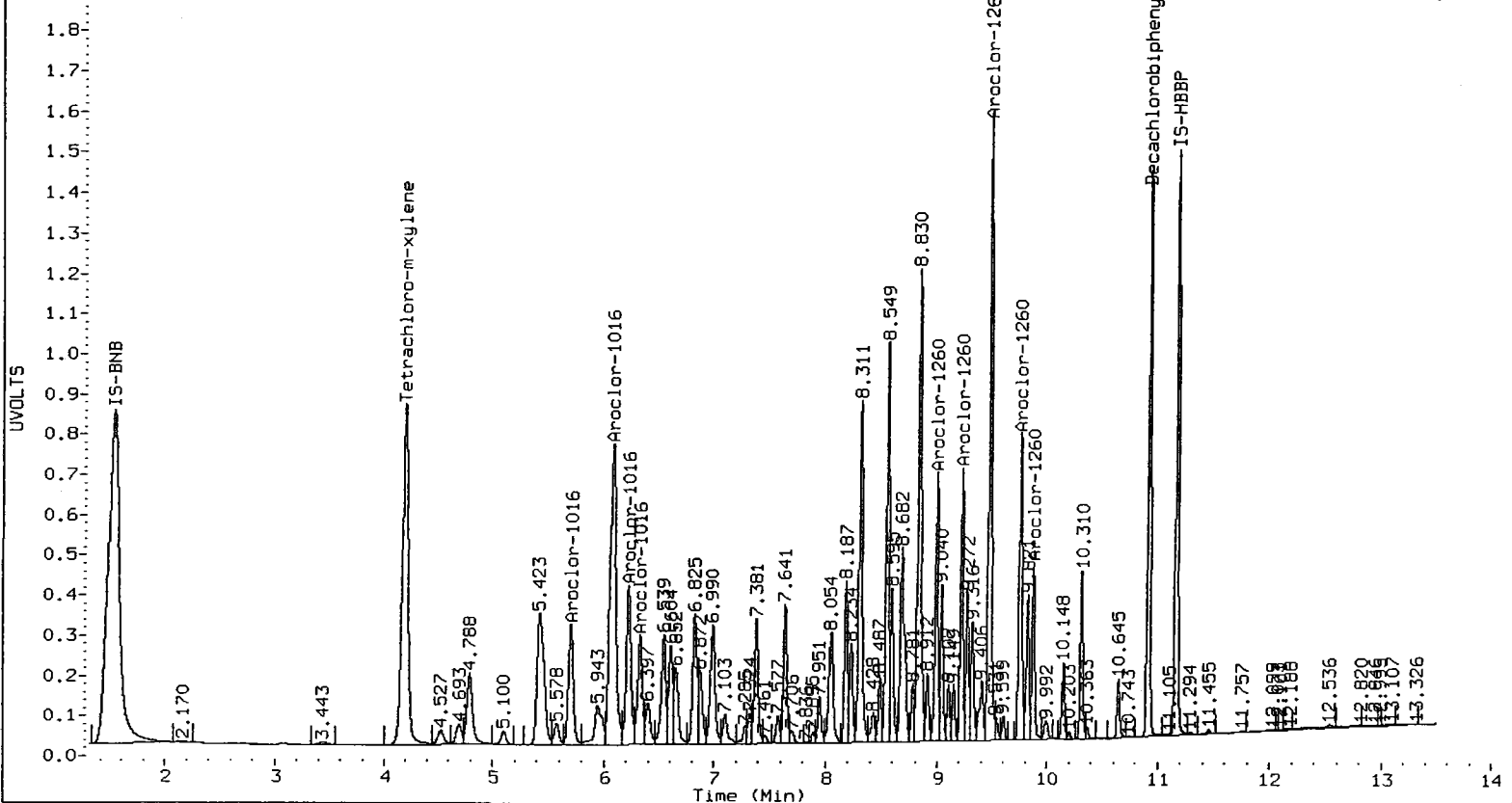
- * Standard Areas taken from Initial Cal Level 3
Initial Calibration Date: 18-JUN-2009
- <- Indicates standard response outside Limits (-50 to +100%)

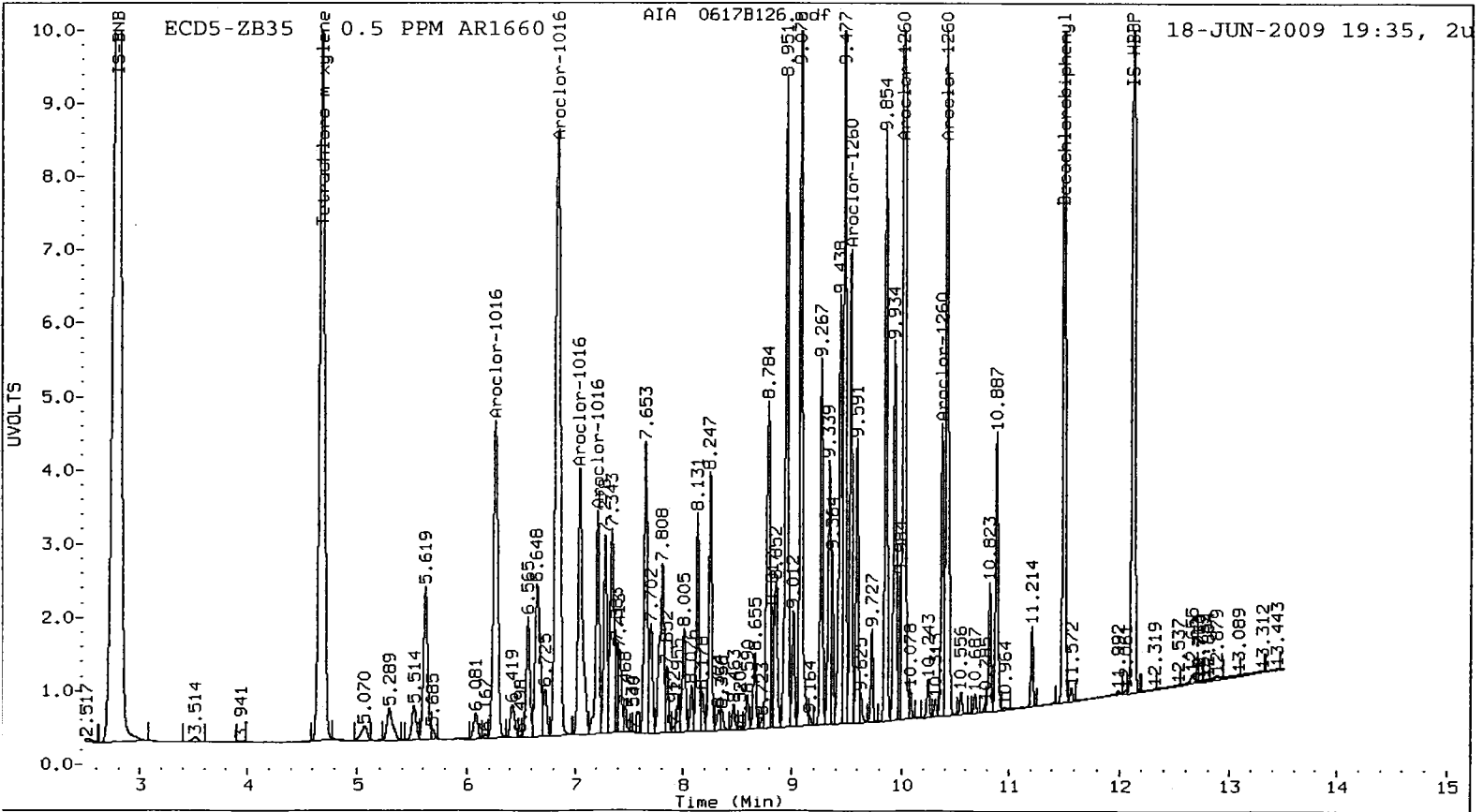
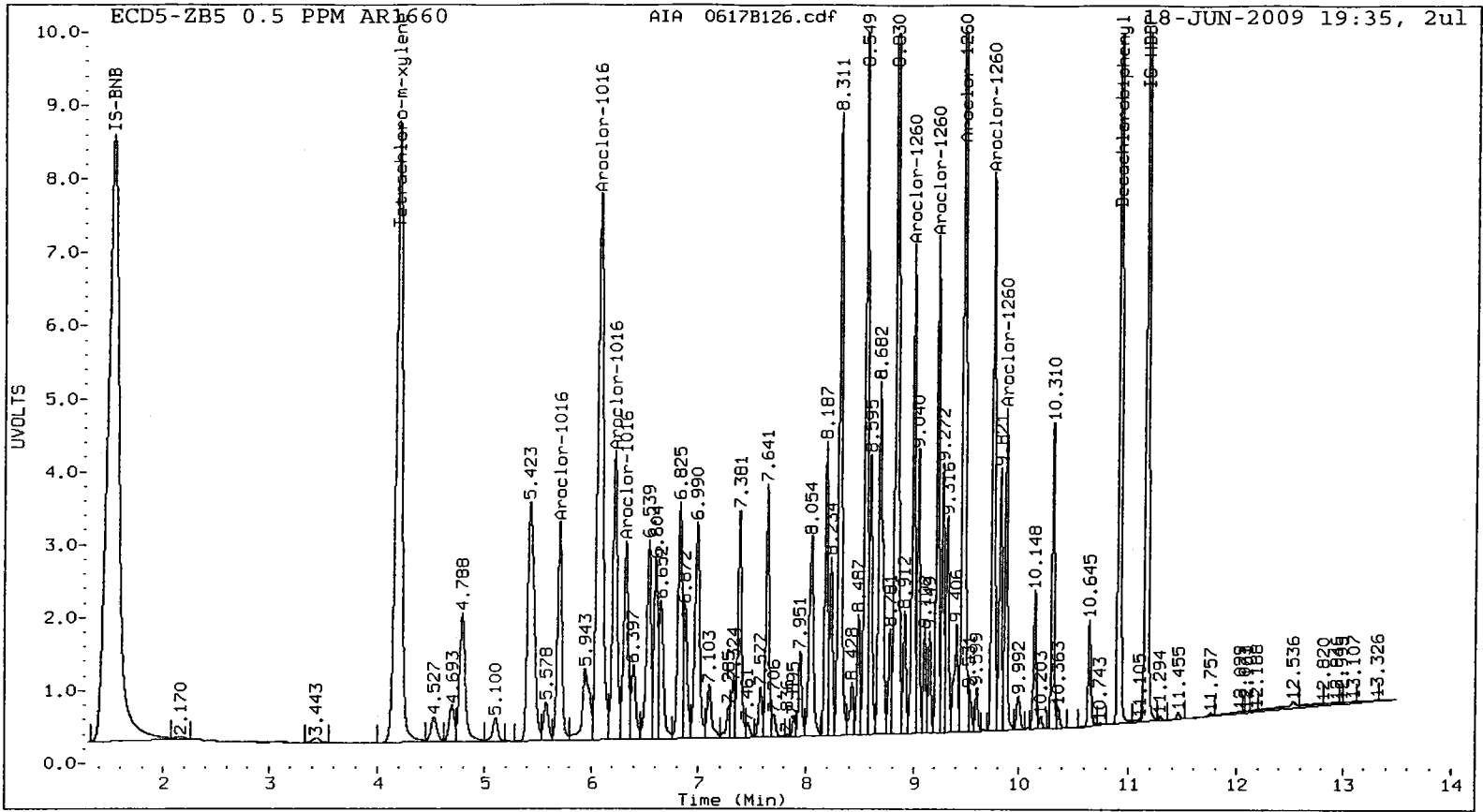
ZB5 Col					ZB35 Col					
Aroclor	Peak#	RT	Shift	Area	Amount	Peak#	RT	Shift	Area	Amount
Aroclor-1016	1	5.701	0.000	4569610	443.3	1	6.261	-0.001	6391142	439.8
Aroclor-1016	2	6.075	0.000	14369943	445.9	2	6.842	-0.002	13330616	451.9
Aroclor-1016	3	6.219	0.000	5964144	437.0	3	7.043	-0.002	5124601	440.4
Aroclor-1016	4	6.325	0.000	4177854	440.8	4	7.208	-0.002	3429994	461.4
Total Col1Ave (4 peaks):				441.8		Total Col2Ave (4 peaks):				448.4 RPD = 1
Corrected Ave (3 peaks):				440.4		Corrected Ave (3 peaks):				444.0 RPD = 1
Aroclor-1260	1	8.990	0.000	6066332	527.4	1	9.533	-0.002	4926604	521.1
Aroclor-1260	2	9.218	0.000	5792082	525.8	2	10.017	-0.002	13205285	485.3
Aroclor-1260	3	9.468	0.000	14529829	523.7	3	10.373	-0.002	3357902	514.0
Aroclor-1260	4	9.749	0.000	7414403	522.5	4	10.418	-0.002	8357278	514.9
Aroclor-1260	5	9.871	0.000	3814036	524.1	NS	---			----
Total Col1Ave (5 peaks):				524.7		Total Col2Ave (4 peaks):				508.8 RPD = 3
Corrected Ave (4 peaks):				524.1		Corrected Ave (3 peaks):				504.7 RPD = 4

Total PCB Area Col1 (4.291 - 10.817) = 200984196 Col1 Total PCB = 0.8 ppm*

Total PCB Area Col2 (4.781 - 11.403) = 171298917 Col2 Total PCB = 0.8 ppm*

* Quantitated against AR1660 0.25ppm in Ical





Analytical Resources Inc.
Dual Column PCB Quantitation Report

Data file 1: 20090618.B/ical-1.b/0617B127.d
Data file 2: 20090618.B/ical-2.b/0617B127.d
Method: /chem2/ecd5.i/20090618.B/PCB1.m
Compound Sublist: AR1660
Instrument, Inj. Vol.: ecd5.i, 2ul
Quant Method: Internal Std

ARI ID: AR1660 ICV
Client ID:
Injection Date: 18-JUN-2009 19:52
Report Date: 06/19/2009 15:31
Matrix: SOIL
Dilution Factor: 1.000

ZB5 Col			ZB35 Col			ZB5	ZB35	RPD	Compound/Flag
RT	Shift	Response	RT	Shift	Response	on col	on col		
4.186	-0.005	9271628	4.679	-0.002	8466642	20.3	20.1	0.9	Tetrachloro-m-xylene
10.914	-0.003	6468529	11.502	-0.001	4804556	23.6	22.6	4.4	Decachlorobiphenyl

- * Indicates RPD > 40%
- M Indicates Column 1 peak was manually integrated
- N Indicates Column 2 peak was manually integrated

SURROGATE PERCENT RECOVERY

SURROGATE	Col1	Col2
Tetrachloro-m-xylene	50.7	50.3
Decachlorobiphenyl	59.1	56.5

INTERNAL STANDARD SUMMARY

Standard Cpnd	Column 1		%D
	Standard Area*	Sample Area	
Bromo-Nitrobenzene	30797009	30611969	-0.6
Hexabromobiphenyl	12091267	12581787	4.1

Standard Cpnd	Column 2		%D
	Standard Area*	Sample Area	
Bromo-Nitrobenzene	31223103	31935319	2.3
Hexabromobiphenyl	11173293	11509748	3.0

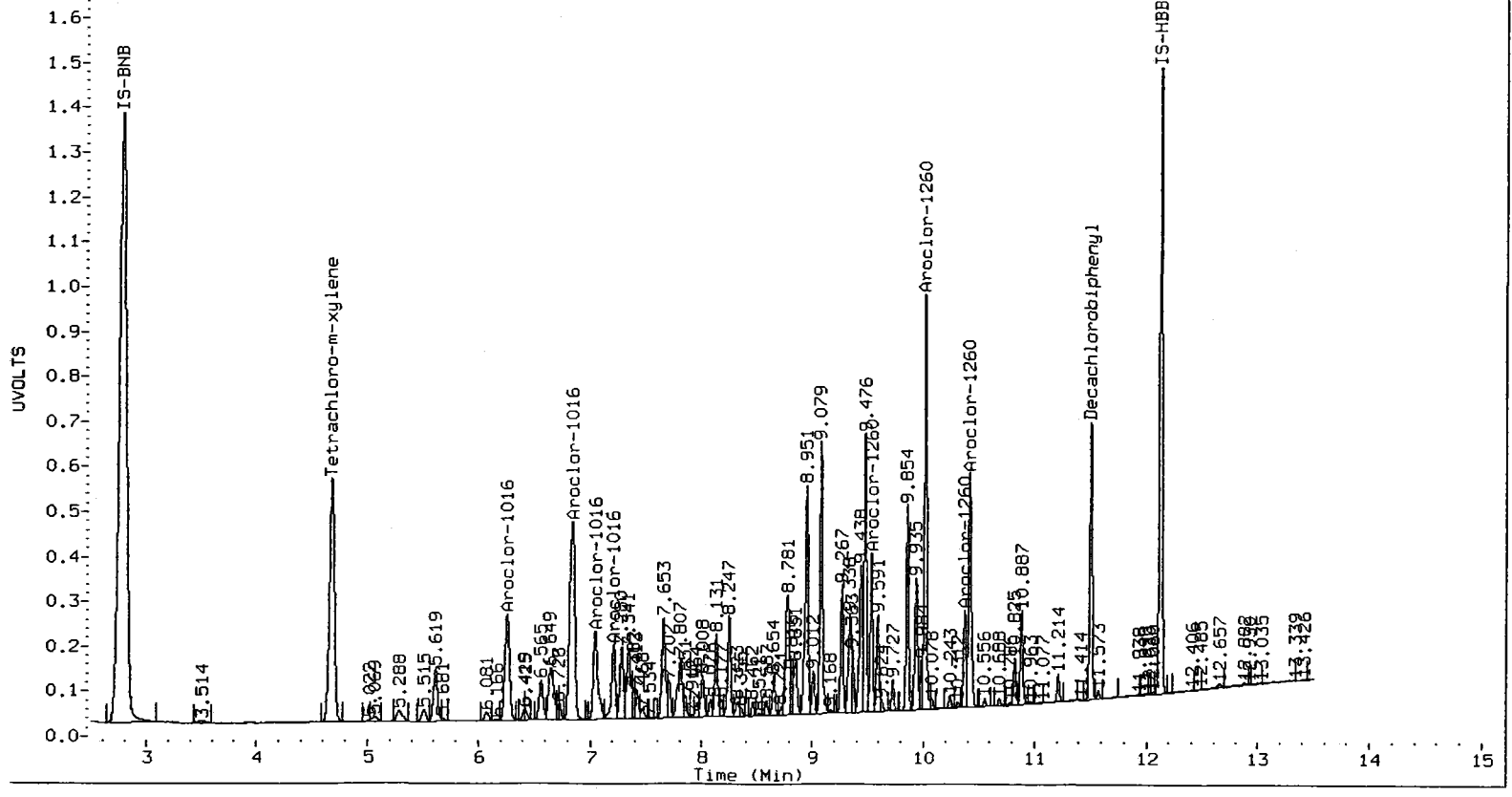
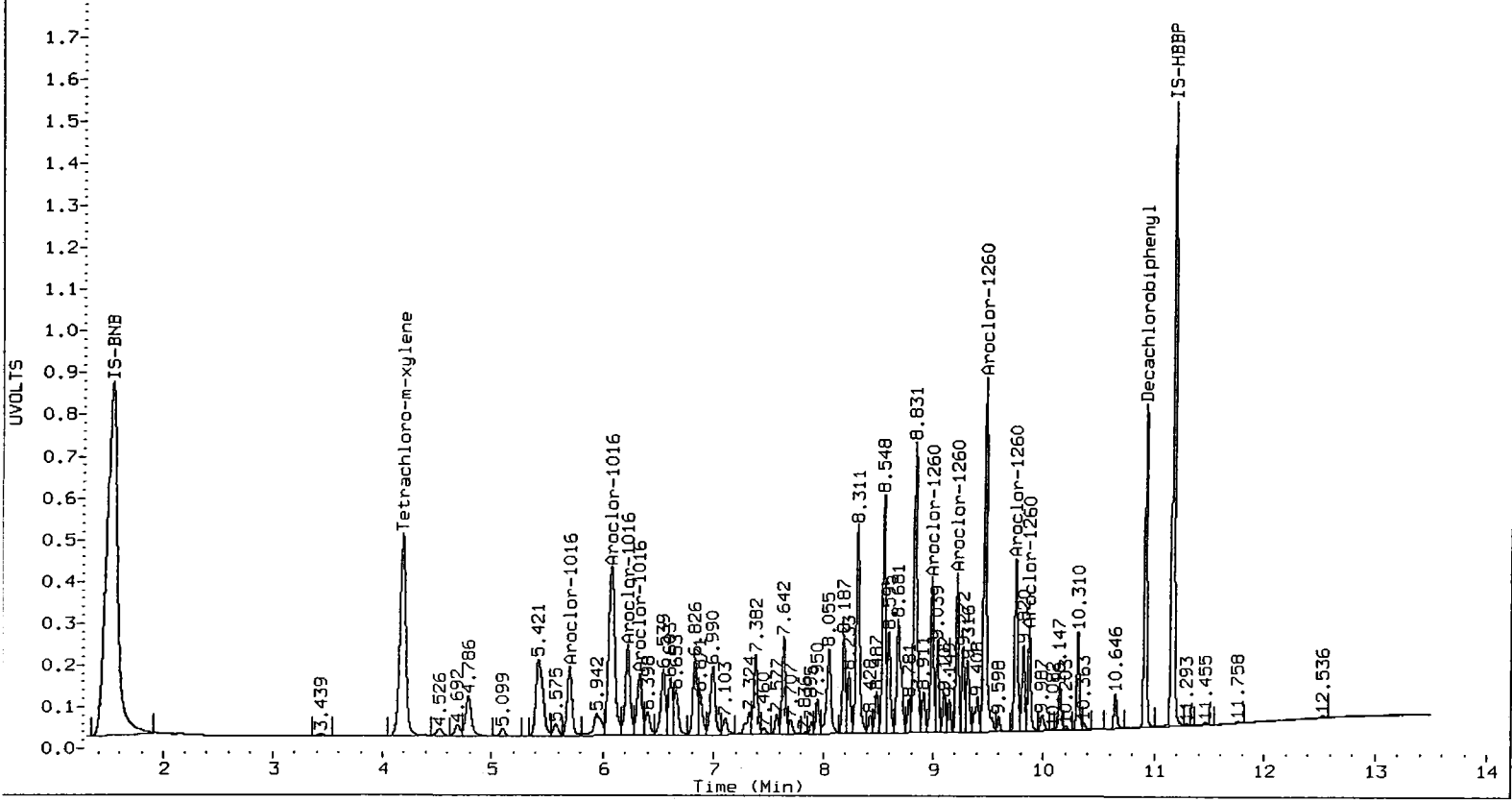
- * Standard Areas taken from Initial Cal Level 3
- Initial Calibration Date: 18-JUN-2009
- <- Indicates standard response outside Limits (-50 to +100%)

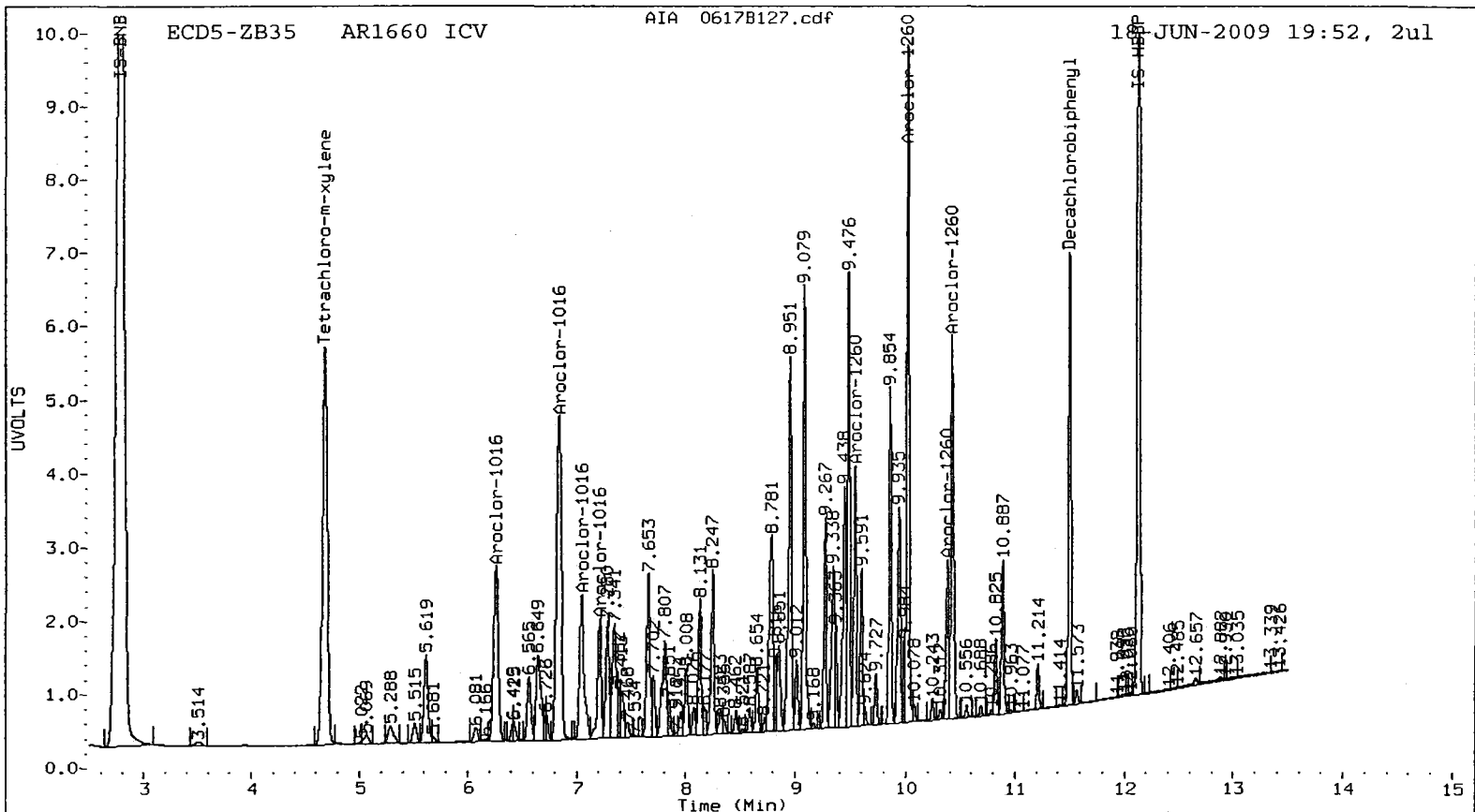
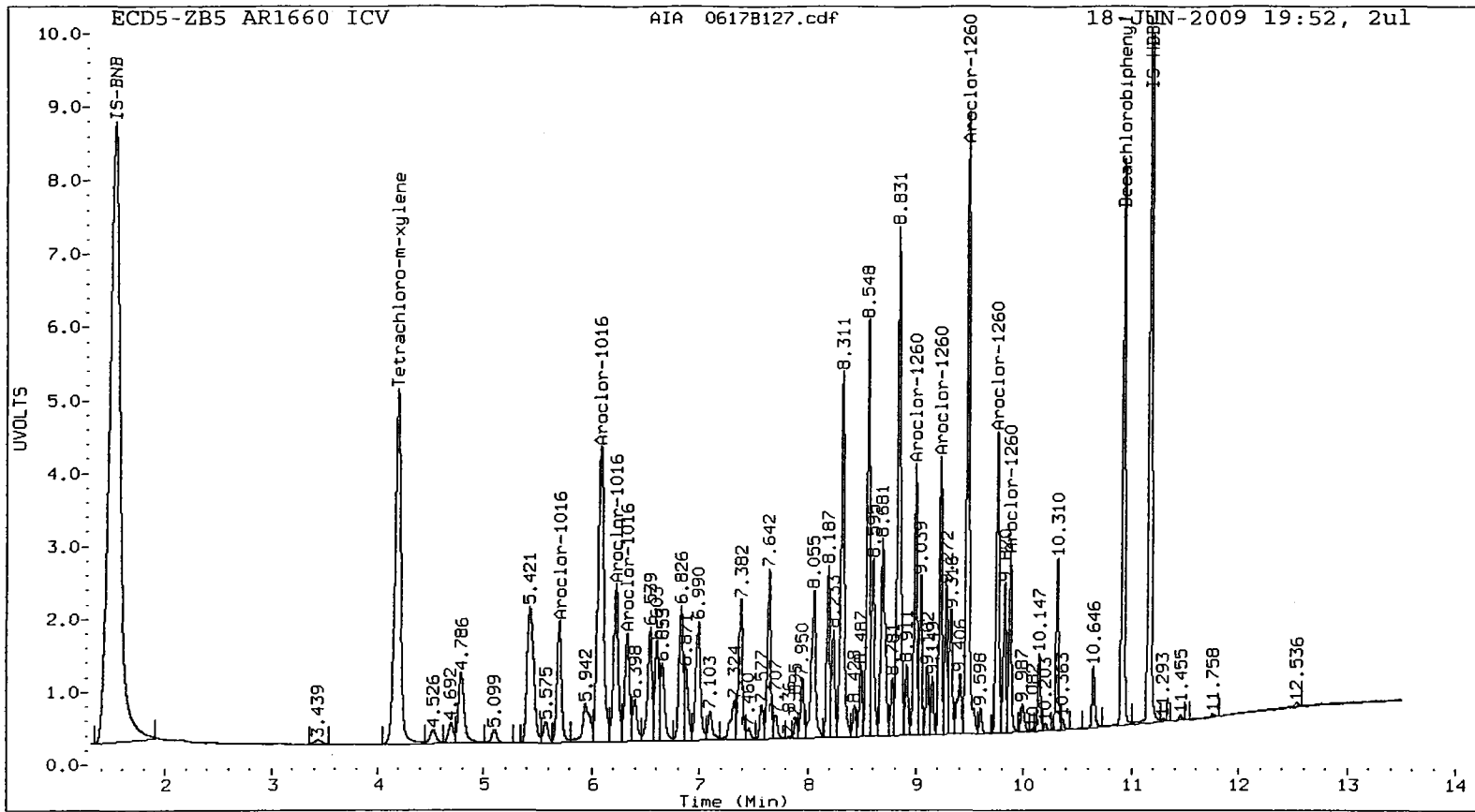
ZB5 Col					ZB35 Col						
Aroclor	Peak#	RT	Shift	Area	Amount	Peak#	RT	Shift	Area	Amount	
Aroclor-1016	1	5.700	-0.001	2539326	251.4	1	6.260	-0.002	3520593	241.2	
Aroclor-1016	2	6.074	-0.001	7894362	250.0	2	6.843	-0.001	7192511	242.7	
Aroclor-1016	3	6.219	0.001	3293925	246.3	3	7.045	-0.001	2828384	242.0	
Aroclor-1016	4	6.326	0.000	2296426	247.3	4	7.207	-0.003	1890578	253.2	
Total Col1Ave (4 peaks):				248.8		Total Col2Ave (4 peaks):				244.8	RPD = 2
Corrected Ave (3 peaks):				247.9		Corrected Ave (3 peaks):				242.0	RPD = 2
Aroclor-1260	1	8.990	0.000	3431992	291.8	1	9.533	-0.002	2734830	284.9	
Aroclor-1260	2	9.218	0.000	3256885	289.1	2	10.017	-0.002	7154575	258.9	
Aroclor-1260	3	9.468	0.000	8333346	293.7	3	10.373	-0.001	1838505	277.2	
Aroclor-1260	4	9.749	0.000	4144199	285.6	4	10.418	-0.002	4535246	275.2	
Aroclor-1260	5	9.871	0.000	2137888	287.3	NS	---			----	
Total Col1Ave (5 peaks):				289.5		Total Col2Ave (4 peaks):				274.0	RPD = 5
Corrected Ave (4 peaks):				288.5		Corrected Ave (3 peaks):				270.4	RPD = 6

Total PCB Area Col1 (4.291 - 10.817) = 117062384 Col1 Total PCB = 0.5 ppm*

Total PCB Area Col2 (4.781 - 11.403) = 98696239 Col2 Total PCB = 0.5 ppm*

* Quantitated against AR1660 0.25ppm in Ical





Analytical Resources Inc.
Dual Column PCB Quantitation Report

Data file 1: 20090618.B/ical-1.b/0617B128.d
Data file 2: 20090618.B/ical-2.b/0617B128.d
Method: /chem2/ecd5.i/20090618.B/PCB1.m
Compound Sublist: AR1242
Instrument, Inj. Vol.: ecd5.i, 2ul
Quant Method: Internal Std

ARI ID: AR1242
Client ID:
Injection Date: 18-JUN-2009 20:10
Report Date: 06/19/2009 15:31
Matrix: SOIL
Dilution Factor: 1.000

ZB5 Col			ZB35 Col			ZB5	ZB35	RPD	Compound/Flag
RT	Shift	Response	RT	Shift	Response	on col	on col		
4.185	-0.006	8434912	4.680	-0.001	7767706	17.9	18.1	0.9	Tetrachloro-m-xylene
10.915	-0.003	5863672	11.501	-0.002	4317447	21.3	20.1	5.9	Decachlorobiphenyl

- * Indicates RPD > 40%
- M Indicates Column 1 peak was manually integrated
- N Indicates Column 2 peak was manually integrated

SURROGATE PERCENT RECOVERY

SURROGATE	Col1	Col2
Tetrachloro-m-xylene	44.8	45.2
Decachlorobiphenyl	53.2	50.1

INTERNAL STANDARD SUMMARY

Standard Cpnd	Column 1		%D
	Standard Area*	Sample Area	
Bromo-Nitrobenzene	30797009	31547490	2.4
Hexabromobiphenyl	12091267	12664418	4.7

Standard Cpnd	Column 2		%D
	Standard Area*	Sample Area	
Bromo-Nitrobenzene	31223103	32576856	4.3
Hexabromobiphenyl	11173293	11665821	4.4

- * Standard Areas taken from Initial Cal Level 3
Initial Calibration Date: 18-JUN-2009
- <- Indicates standard response outside Limits (-50 to +100%)

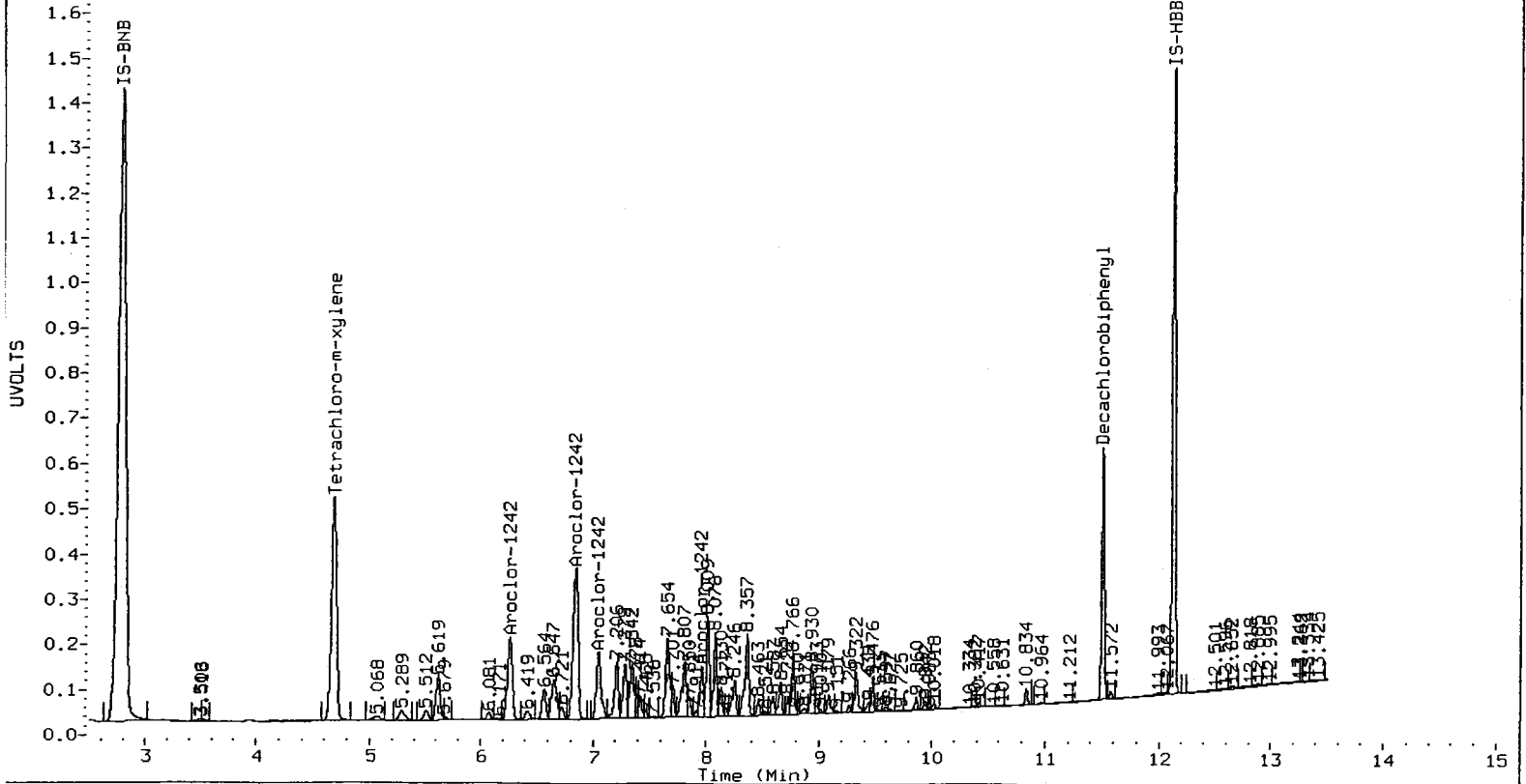
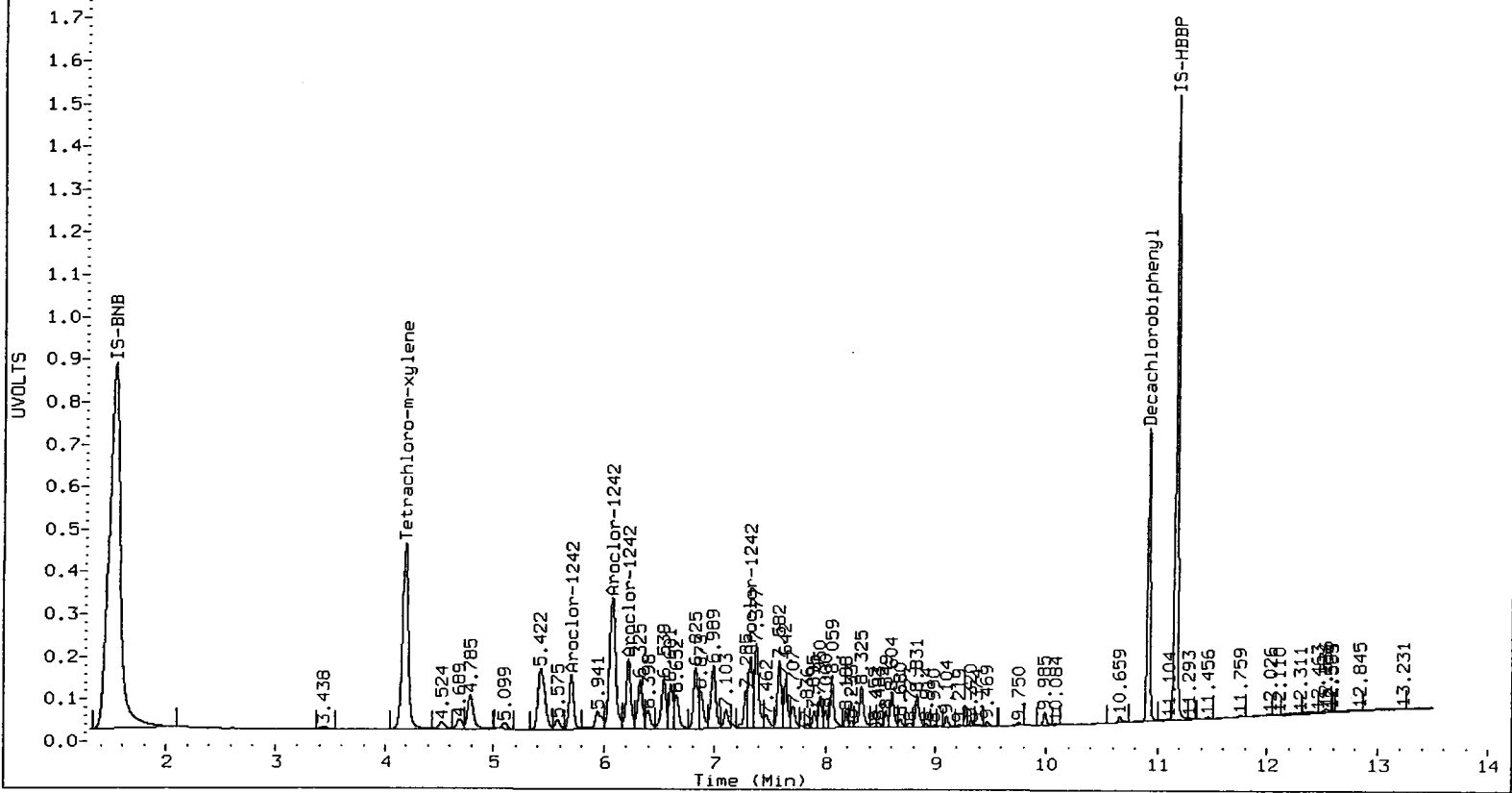
ZB5 Col					ZB35 Col						
Aroclor	Peak#	RT	Shift	Area	Amount	Peak#	RT	Shift	Area	Amount	
Aroclor-1242	1	5.700	0.000	1959821	250.0	1	6.259	-0.003	2731702	250.0	
Aroclor-1242	2	6.074	0.000	6024952	250.0	2	6.840	-0.005	5451973	250.0	
Aroclor-1242	3	6.219	0.000	2553357	250.0	3	7.043	-0.004	2176139	250.0	
Aroclor-1242	4	7.324	0.000	2077931	250.0	4	7.954	-0.003	1042448	250.0	
Total Col1Ave (4 peaks):				250.0		Total Col2Ave (4 peaks):				250.0	RPD = 0
Corrected Ave (3 peaks):				250.0		Corrected Ave (3 peaks):				250.0	RPD = 0

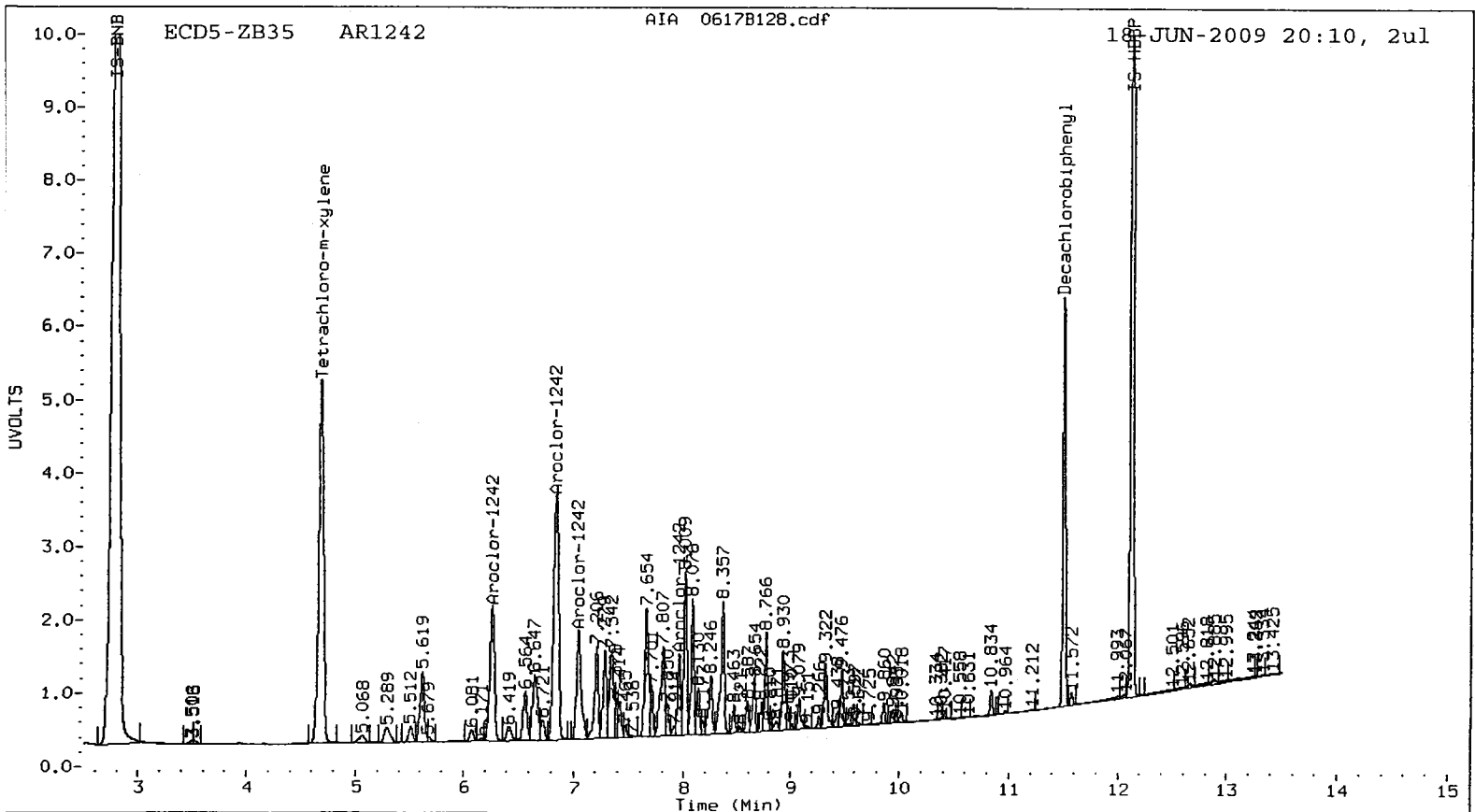
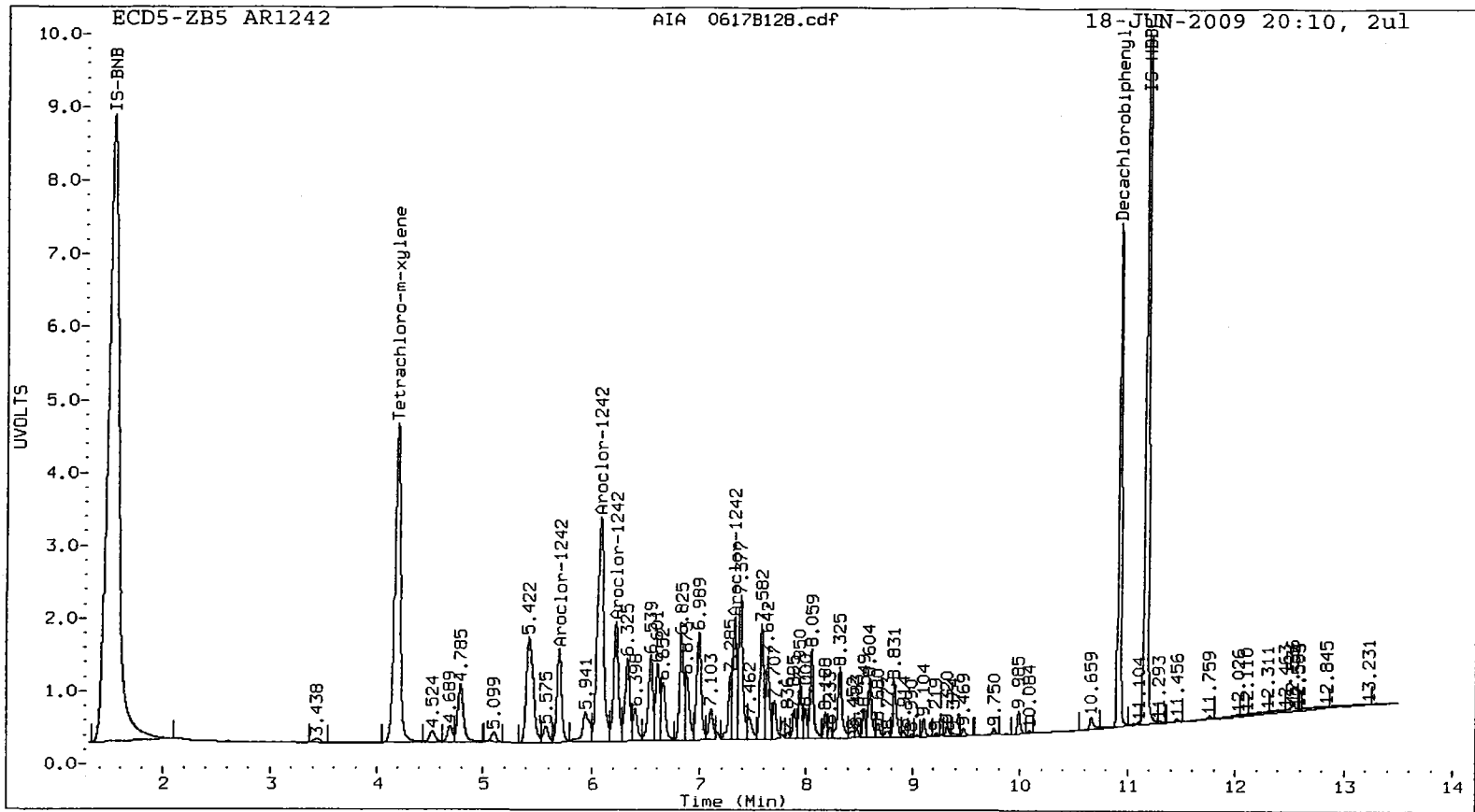
Total PCB Area Col1 (4.291 - 10.817) = 49716448 Col1 Total PCB = 0.2 ppm*

Total PCB Area Col2 (4.781 - 11.403) = 42802644 Col2 Total PCB = 0.2 ppm*

* Quantitated against AR1660 0.25ppm in Ical

PCB-Form 10 Mod.





Analytical Resources Inc.
Dual Column PCB Quantitation Report

Data file 1: 20090618.B/ical-1.b/0617B129.d
Data file 2: 20090618.B/ical-2.b/0617B129.d
Method: /chem2/ecd5.i/20090618.B/PCB1.m
Compound Sublist: AR1248
Instrument, Inj. Vol.: ecd5.i, 2ul
Quant Method: Internal Std

ARI ID: AR1248
Client ID:
Injection Date: 18-JUN-2009 20:27
Report Date: 06/19/2009 15:31
Matrix: SOIL
Dilution Factor: 1.000

ZB5 Col			ZB35 Col			ZB5	ZB35	RPD	Compound/Flag
RT	Shift	Response	RT	Shift	Response	on col	on col		
4.188	-0.003	8219049	4.680	-0.001	7690965	17.5	18.0	2.4	Tetrachloro-m-xylene
10.915	-0.003	5639974	11.500	-0.003	4269658	20.5	19.9	3.1	Decachlorobiphenyl

- * Indicates RPD > 40%
- M Indicates Column 1 peak was manually integrated
- N Indicates Column 2 peak was manually integrated

SURROGATE PERCENT RECOVERY

SURROGATE	Col1	Col2
Tetrachloro-m-xylene	43.9	44.9
Decachlorobiphenyl	51.2	49.7

INTERNAL STANDARD SUMMARY

Standard Cpnd	Column 1		%D
	Standard Area*	Sample Area	
Bromo-Nitrobenzene	30797009	31385486	1.9
Hexabromobiphenyl	12091267	12648939	4.6

Standard Cpnd	Column 2		%D
	Standard Area*	Sample Area	
Bromo-Nitrobenzene	31223103	32445350	3.9
Hexabromobiphenyl	11173293	11647195	4.2

- * Standard Areas taken from Initial Cal Level 3
Initial Calibration Date: 18-JUN-2009
- <- Indicates standard response outside Limits (-50 to +100%)

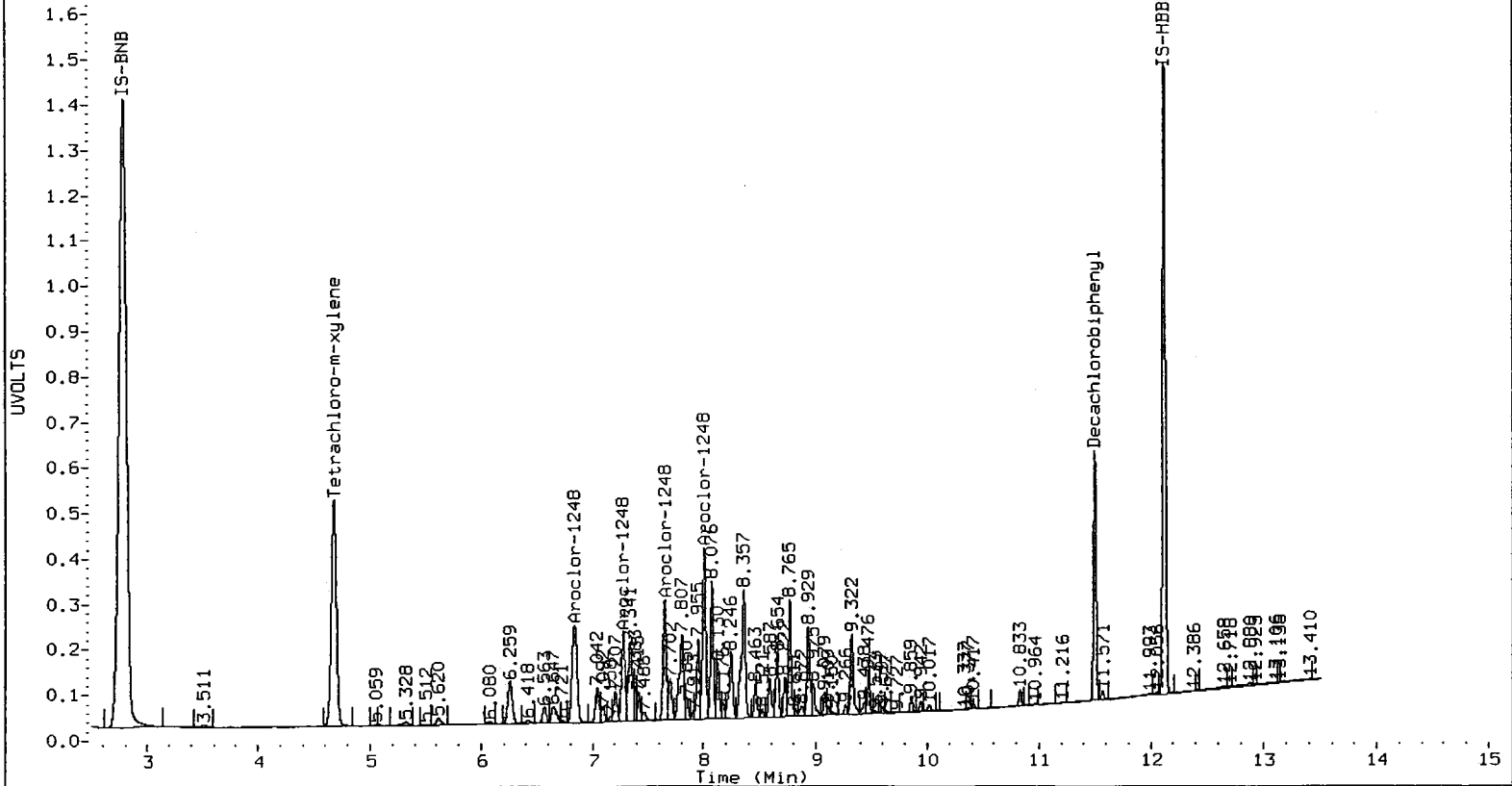
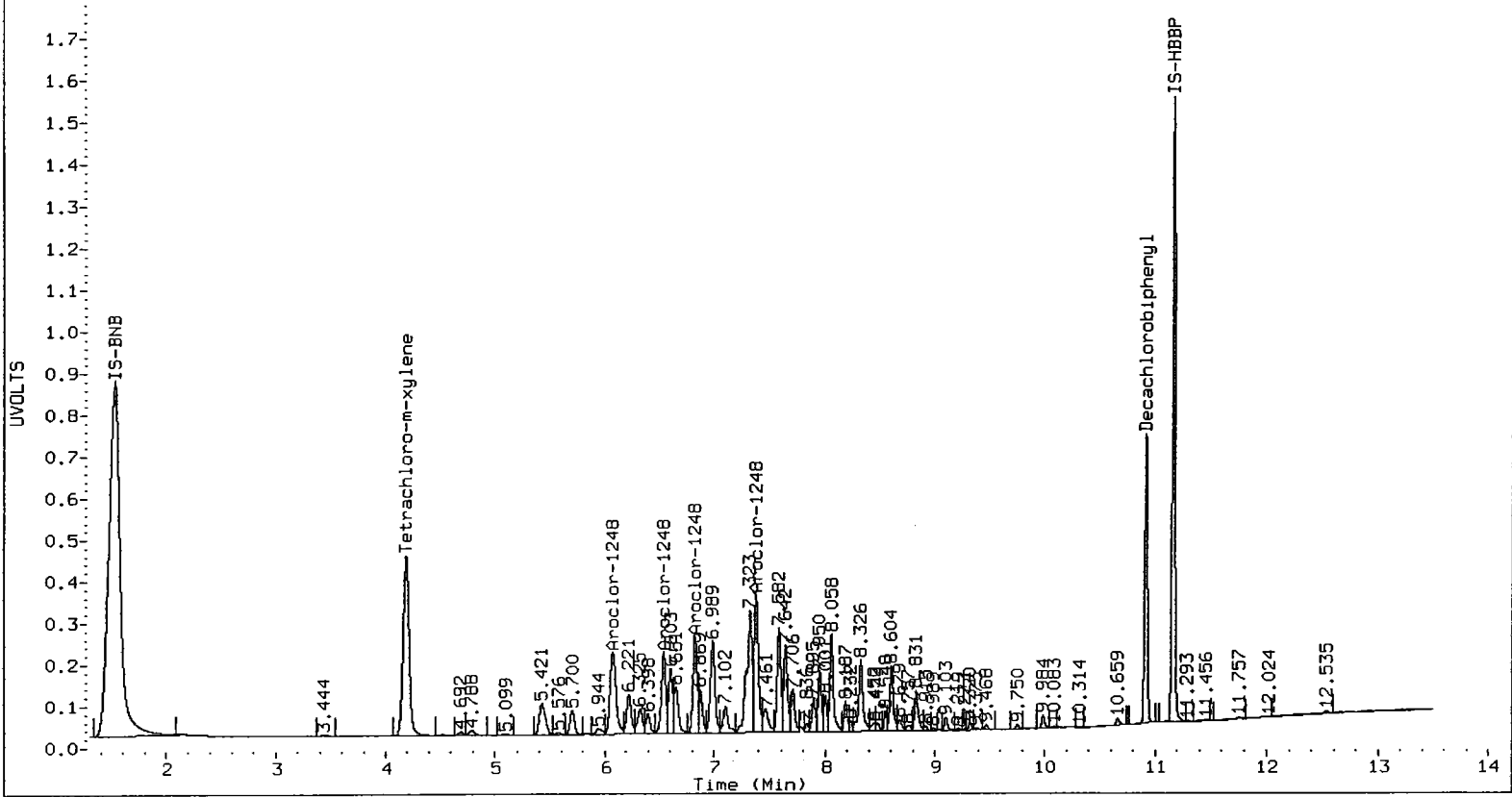
ZB5 Col						ZB35 Col					
Aroclor	Peak#	RT	Shift	Area	Amount	Peak#	RT	Shift	Area	Amount	
Aroclor-1248	1	6.072	-0.002	3897667	250.0	1	6.834	-0.005	3542885	250.0	
Aroclor-1248	2	6.539	-0.004	2696893	250.0	2	7.278	-0.004	2203112	250.0	
Aroclor-1248	3	6.825	-0.004	3062671	250.0	3	7.652	-0.002	2797709	250.0	
Aroclor-1248	4	7.376	-0.003	4551089	250.0	4	8.009	-0.002	3627739	250.0	
Total Col1Ave (4 peaks):				250.0	Total Col2Ave (4 peaks):				250.0	RPD = 0	
Corrected Ave (3 peaks):				250.0	Corrected Ave (3 peaks):				250.0	RPD = 0	

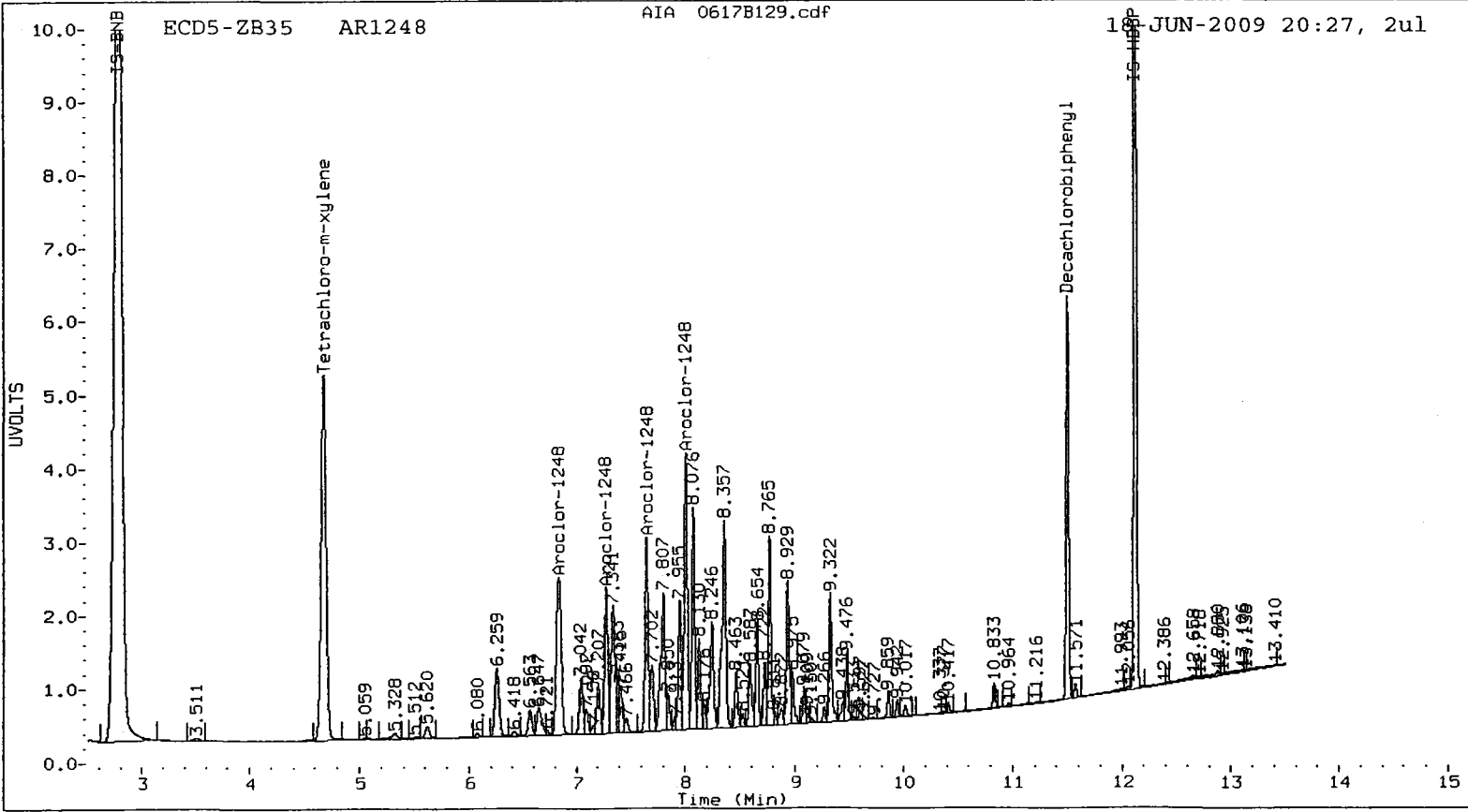
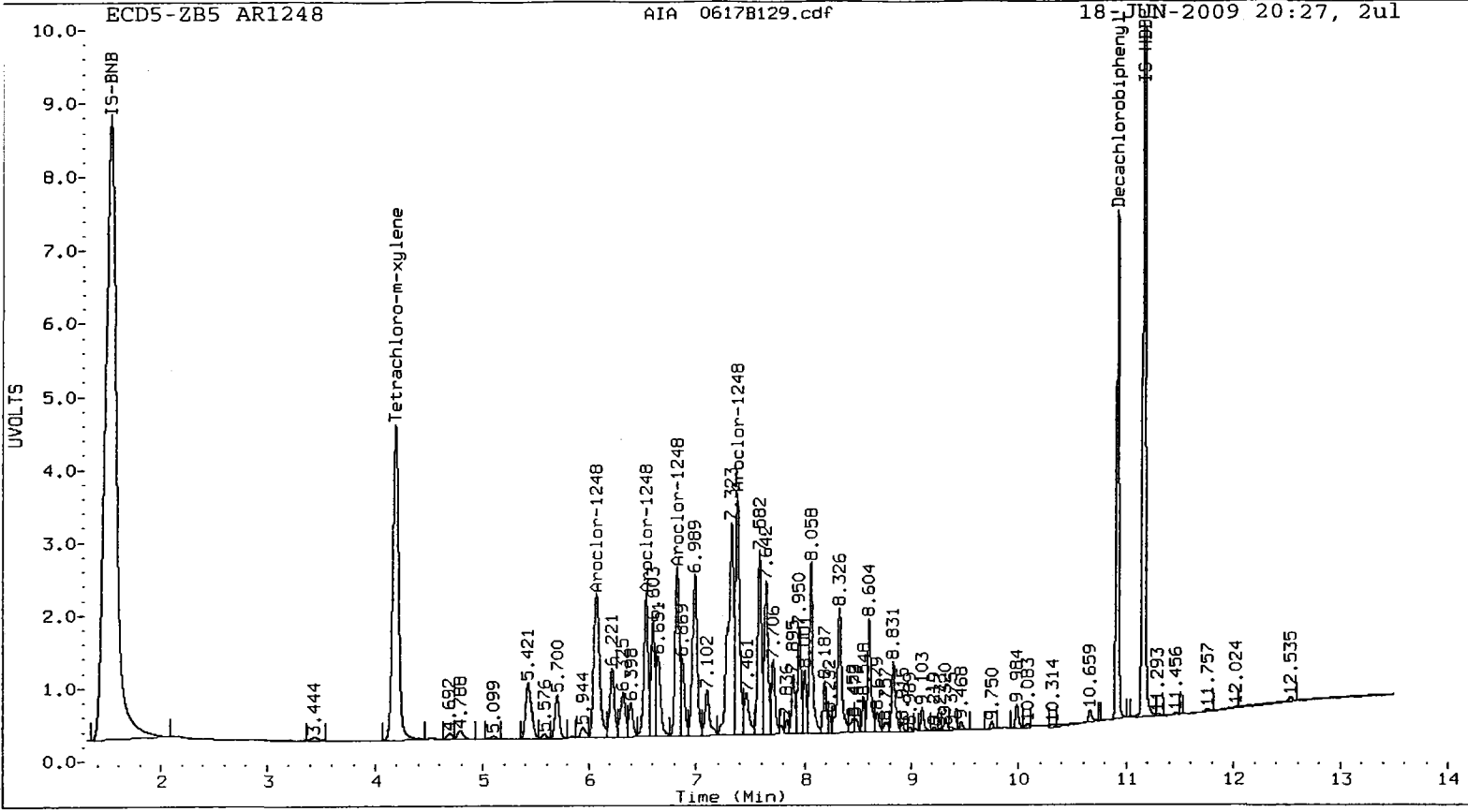
Total PCB Area Col1 (4.291 - 10.817) = 58131554 Col1 Total PCB = 0.2 ppm*

Total PCB Area Col2 (4.781 - 11.403) = 49108688 Col2 Total PCB = 0.2 ppm*

* Quantitated against AR1660 0.25ppm in Ical

PCB-Form 10 Mod.





Analytical Resources Inc.
Dual Column PCB Quantitation Report

Data file 1: 20090618.B/ical-1.b/0617B130.d
Data file 2: 20090618.B/ical-2.b/0617B130.d
Method: /chem2/ecd5.i/20090618.B/PCB1.m
Compound Sublist: AR1254
Instrument, Inj. Vol.: ecd5.i, 2ul
Quant Method: Internal Std

ARI ID: AR1254
Client ID:
Injection Date: 18-JUN-2009 20:44
Report Date: 06/19/2009 15:31
Matrix: SOIL
Dilution Factor: 1.000

ZB5 Col			ZB35 Col			ZB5	ZB35	RPD	Compound/Flag
RT	Shift	Response	RT	Shift	Response	on col	on col		
4.183	-0.008	8313511	4.677	-0.004	7722570	18.0	18.4	2.1	Tetrachloro-m-xylene
10.915	-0.002	5808985	11.502	-0.002	4310490	21.4	20.4	4.8	Decachlorobiphenyl

- * Indicates RPD > 40%
- M Indicates Column 1 peak was manually integrated
- N Indicates Column 2 peak was manually integrated

SURROGATE PERCENT RECOVERY

SURROGATE	Col1	Col2
Tetrachloro-m-xylene	45.0	45.9
Decachlorobiphenyl	53.6	51.1

INTERNAL STANDARD SUMMARY

Standard Cpnd	Column 1		%D
	Standard Area*	Sample Area	
Bromo-Nitrobenzene	30797009	30980559	0.6
Hexabromobiphenyl	12091267	12451687	3.0

Standard Cpnd	Column 2		%D
	Standard Area*	Sample Area	
Bromo-Nitrobenzene	31223103	31896487	2.2
Hexabromobiphenyl	11173293	11427067	2.3

- * Standard Areas taken from Initial Cal Level 3
Initial Calibration Date: 18-JUN-2009
- <- Indicates standard response outside Limits (-50 to +100%)

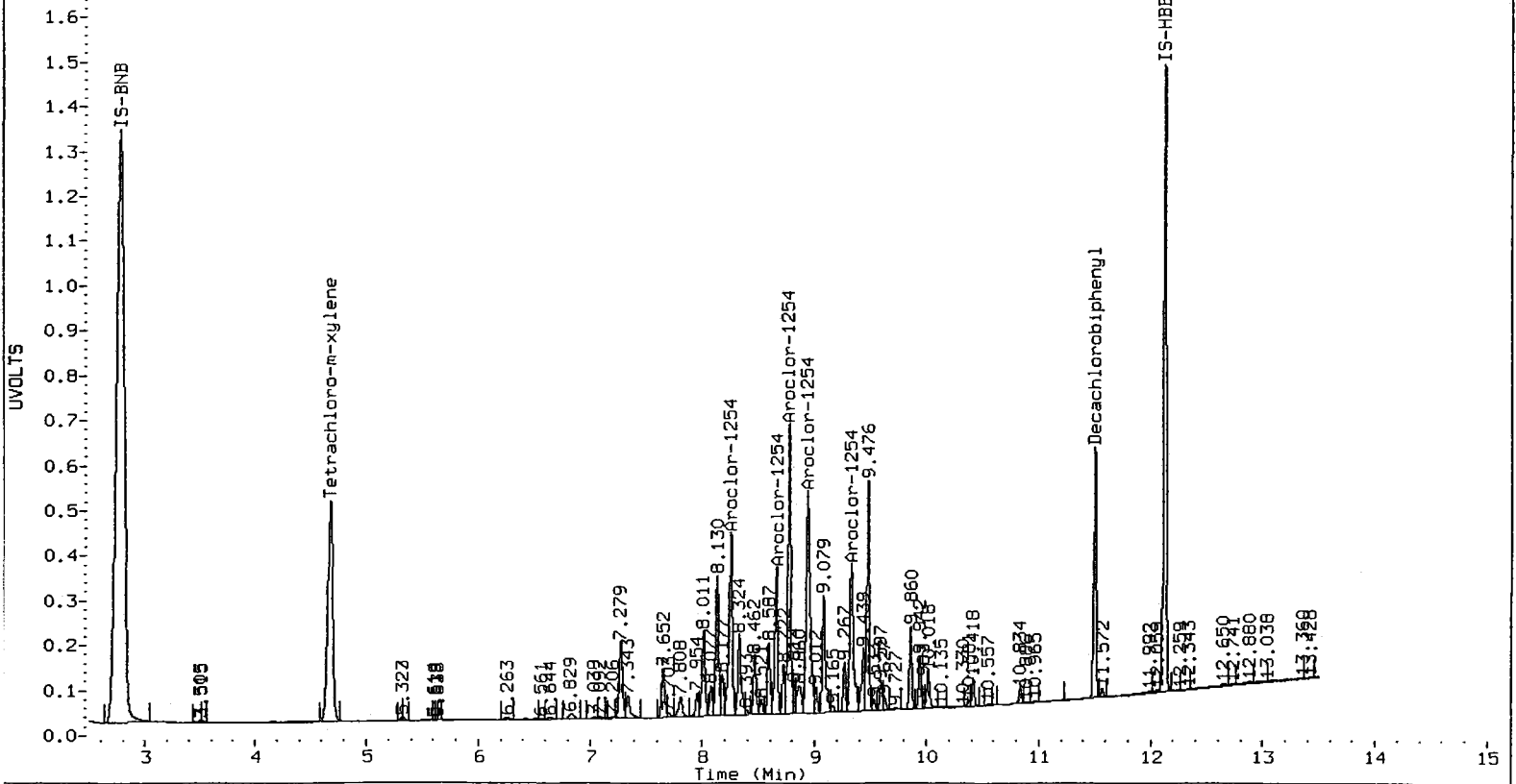
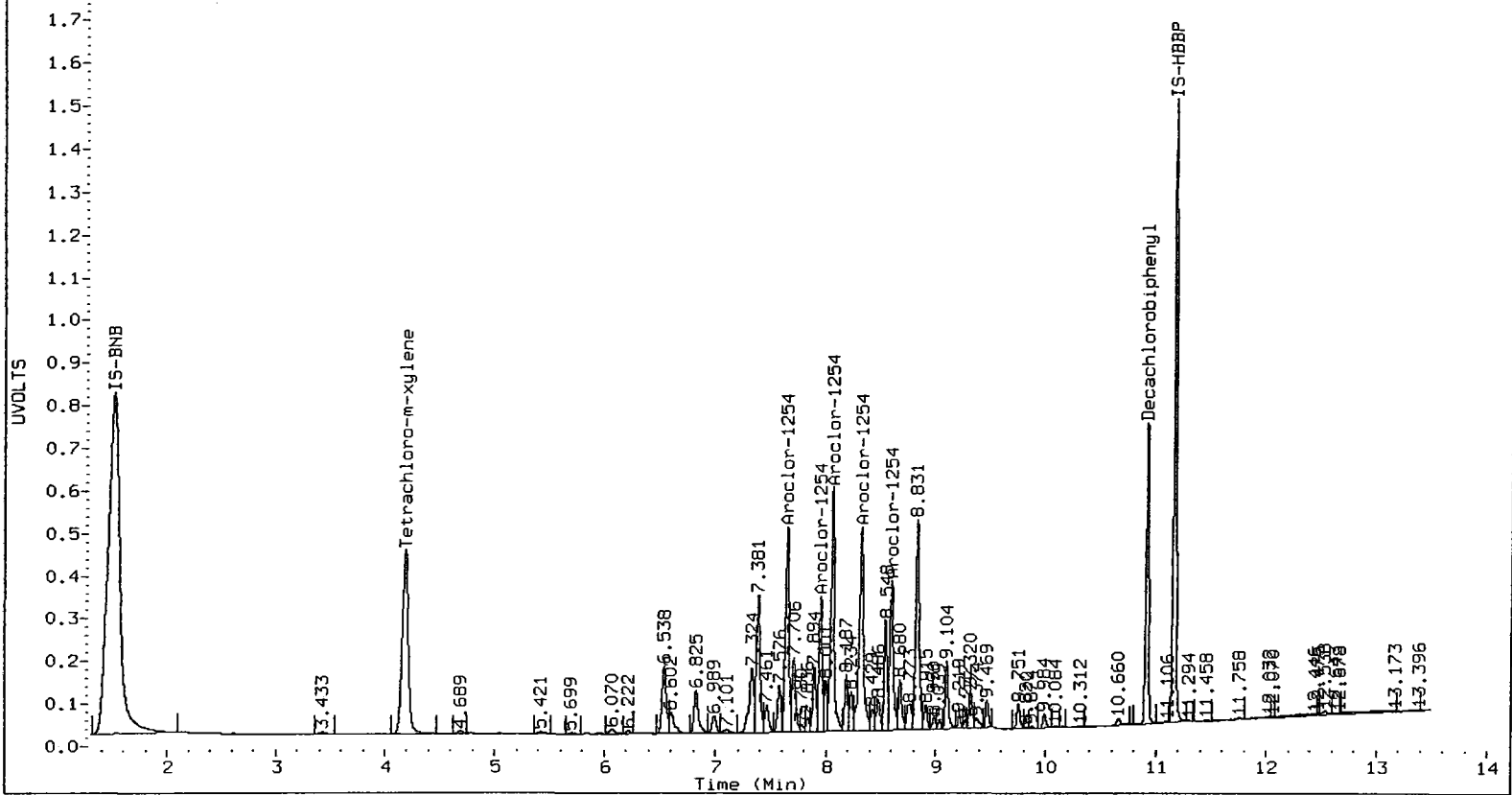
ZB5 Col					ZB35 Col					
Aroclor	Peak#	RT	Shift	Area	Amount	Peak#	RT	Shift	Area	Amount
Aroclor-1254	1	7.642	0.000	5348295	250.0	1	8.247	0.000	4052806	250.0
Aroclor-1254	2	7.950	0.000	3417287	250.0	2	8.655	0.000	2823397	250.0
Aroclor-1254	3	8.059	0.000	6481842	250.0	3	8.767	0.000	5561864	250.0
Aroclor-1254	4	8.323	0.000	6795216	250.0	4	8.931	0.000	6245087	250.0
Aroclor-1254	5	8.602	0.000	4031648	250.0	5	9.324	-0.001	3966922	250.0
Total CollAve (5 peaks):				250.0	Total Col2Ave (5 peaks):				250.0	RPD = 0
Corrected Ave (4 peaks):				250.0	Corrected Ave (4 peaks):				250.0	RPD = 0

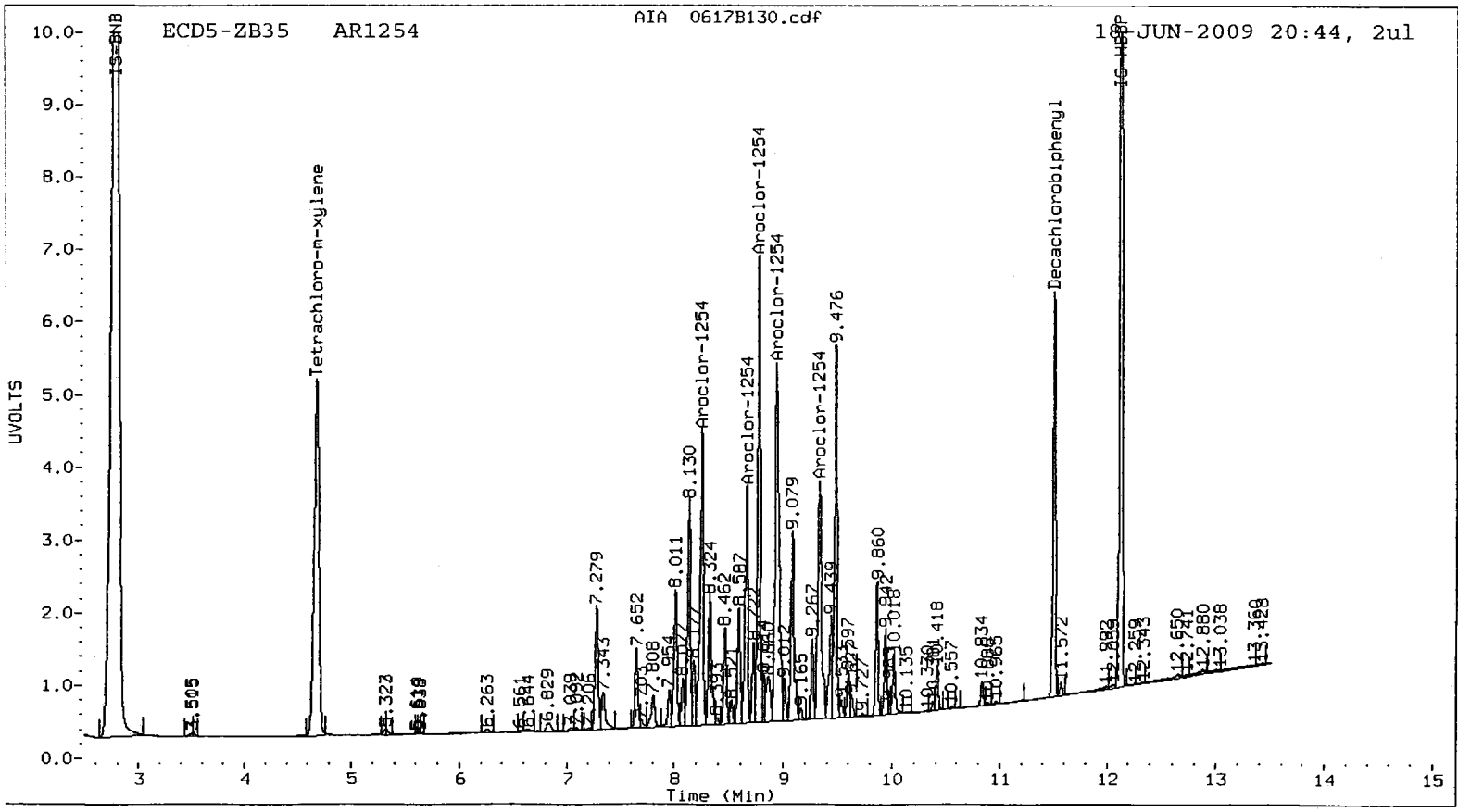
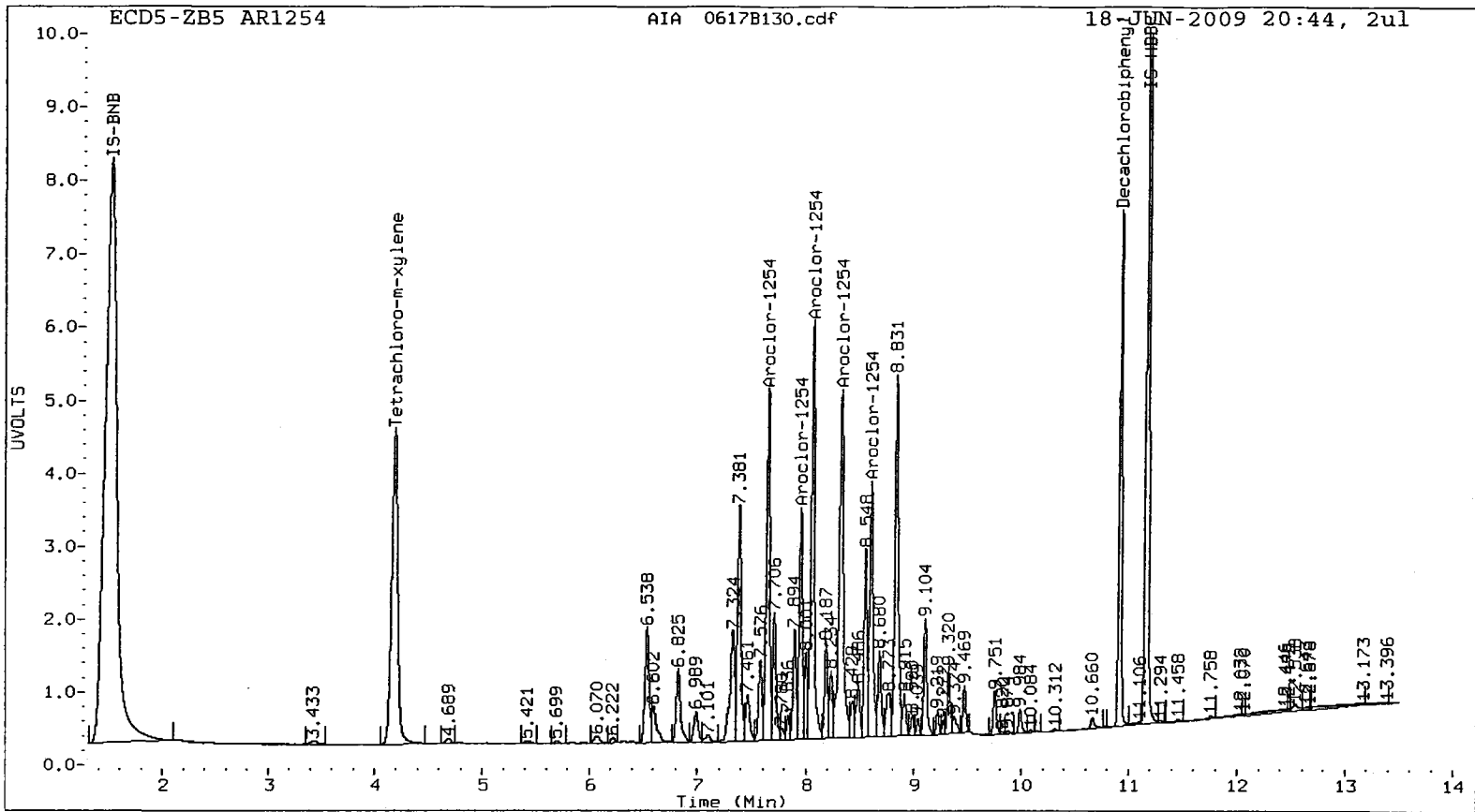
Total PCB Area Coll (4.291 - 10.817) = 65607791 Coll Total PCB = 0.3 ppm*

Total PCB Area Col2 (4.781 - 11.403) = 55492474 Col2 Total PCB = 0.3 ppm*

* Quantitated against AR1660 0.25ppm in Ical

PCB-Form 10 Mod.





Analytical Resources Inc.
Dual Column PCB Quantitation Report

Data file 1: 20090618.B/ical-1.b/0617B131.d
Data file 2: 20090618.B/ical-2.b/0617B131.d
Method: /chem2/ecd5.i/20090618.B/PCB1.m
Compound Sublist: AR2162
Instrument, Inj. Vol.: ecd5.i, 2ul
Quant Method: Internal Std

ARI ID: AR2162
Client ID:
Injection Date: 18-JUN-2009 21:02
Report Date: 06/19/2009 15:31
Matrix: SOIL
Dilution Factor: 1.000

ZB5 Col			ZB35 Col			ZB5	ZB35	RPD	Compound/Flag
RT	Shift	Response	RT	Shift	Response	on col	on col		
4.189	-0.002	8312694	4.679	-0.002	7526726	18.4	18.2	1.2	Tetrachloro-m-xylene
10.914	-0.003	5631772	11.501	-0.002	4239390	21.0	20.2	3.9	Decachlorobiphenyl

- * Indicates RPD > 40%
- M Indicates Column 1 peak was manually integrated
- N Indicates Column 2 peak was manually integrated

SURROGATE PERCENT RECOVERY

SURROGATE	Col1	Col2
Tetrachloro-m-xylene	46.0	45.5
Decachlorobiphenyl	52.5	50.5

INTERNAL STANDARD SUMMARY

Standard Cpnd	Column 1		%D
	Standard Area*	Sample Area	
Bromo-Nitrobenzene	30797009	30251036	-1.8
Hexabromobiphenyl	12091267	12315314	1.9

Standard Cpnd	Column 2		%D
	Standard Area*	Sample Area	
Bromo-Nitrobenzene	31223103	31356721	0.4
Hexabromobiphenyl	11173293	11365031	1.7

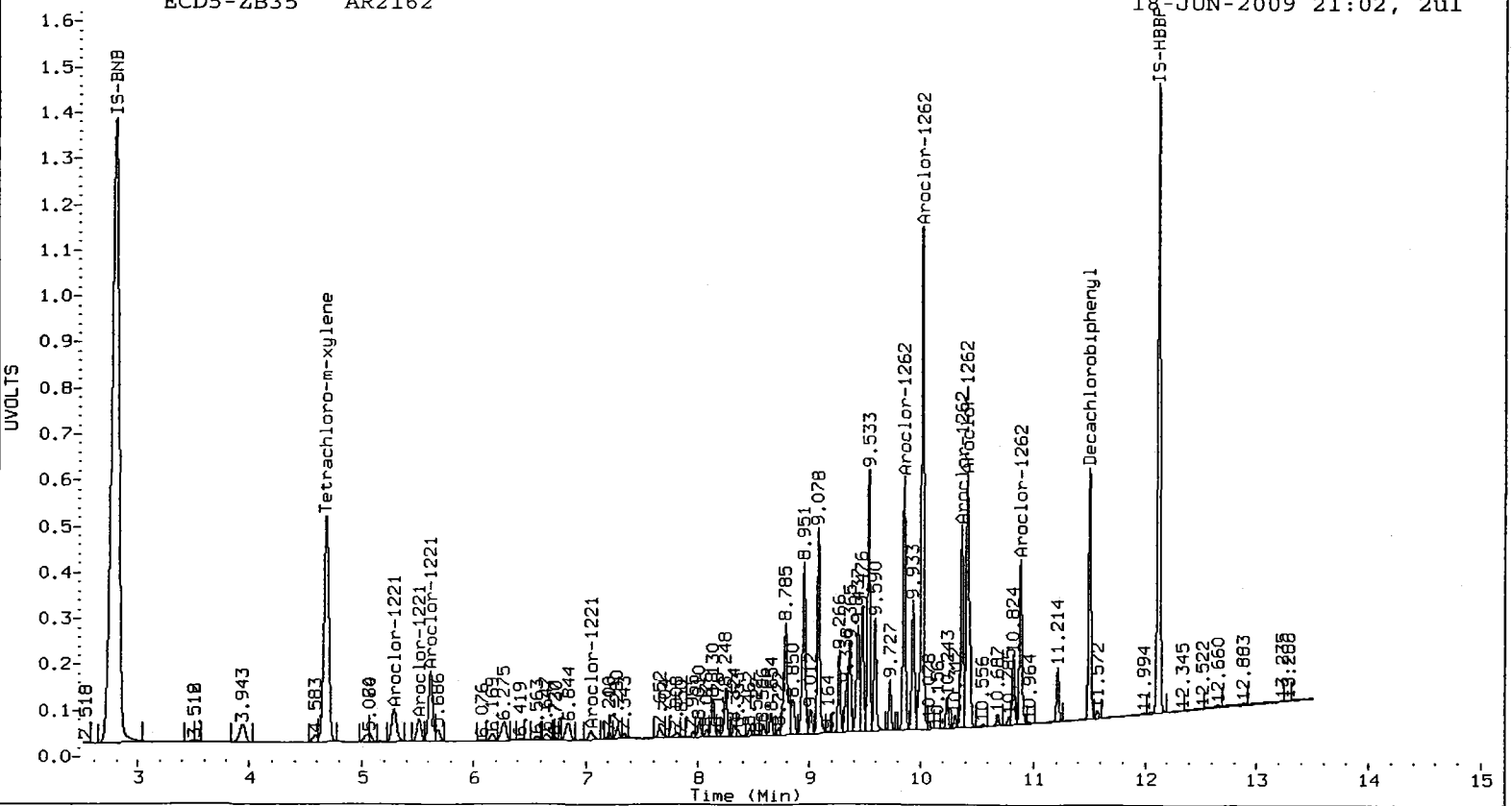
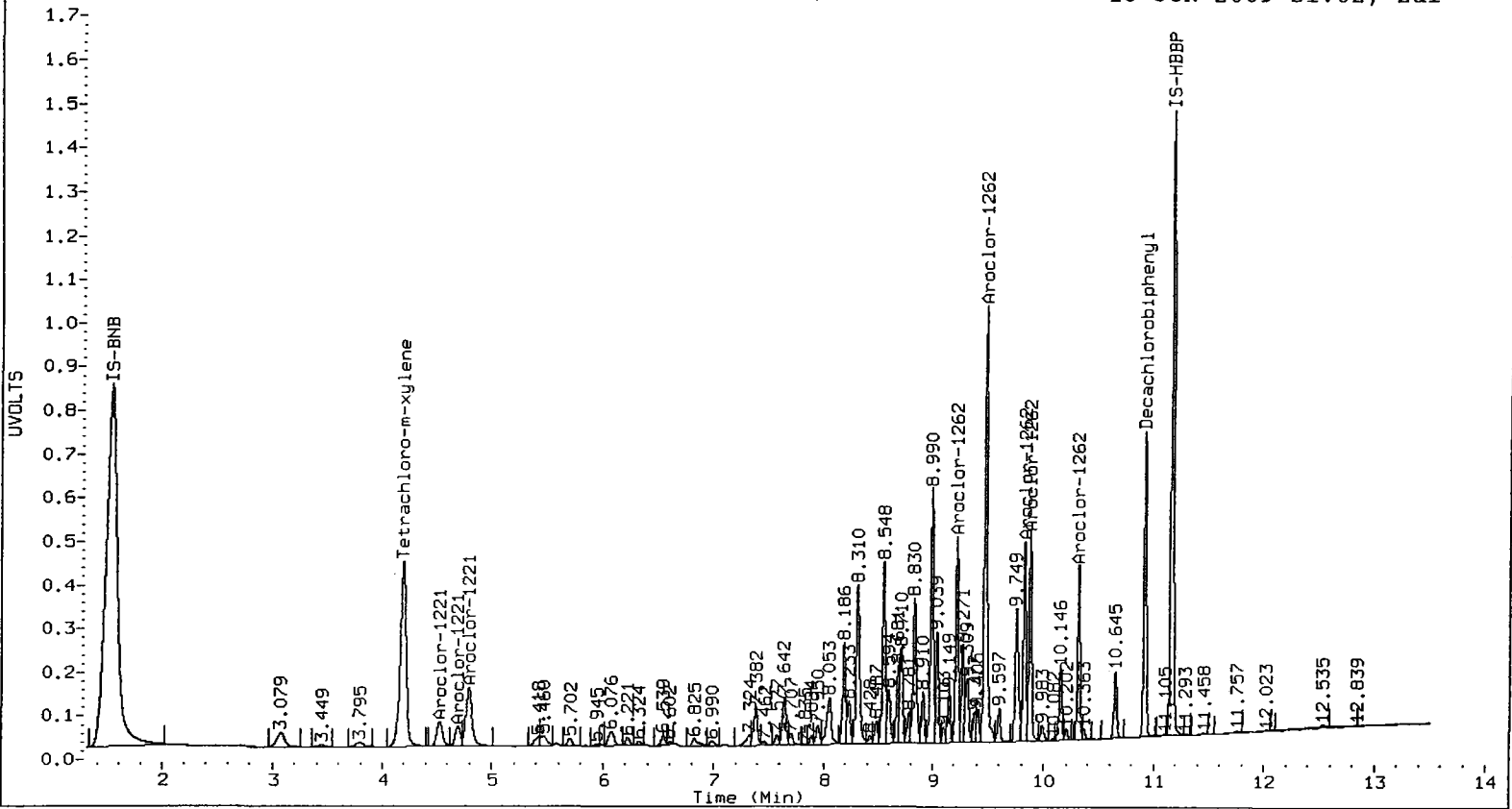
* Standard Areas taken from Initial Cal Level 3
Initial Calibration Date: 18-JUN-2009
<- Indicates standard response outside Limits (-50 to +100%)

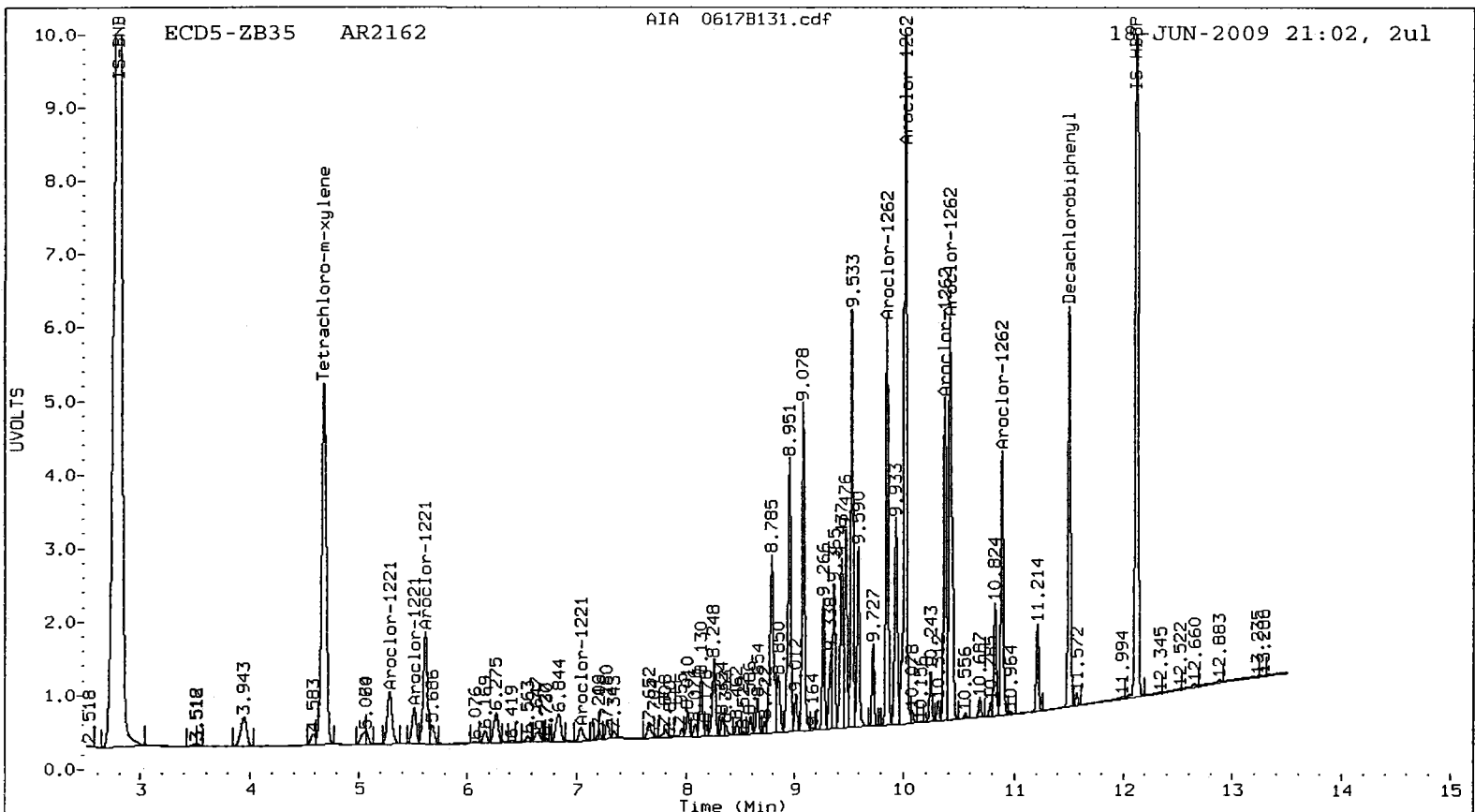
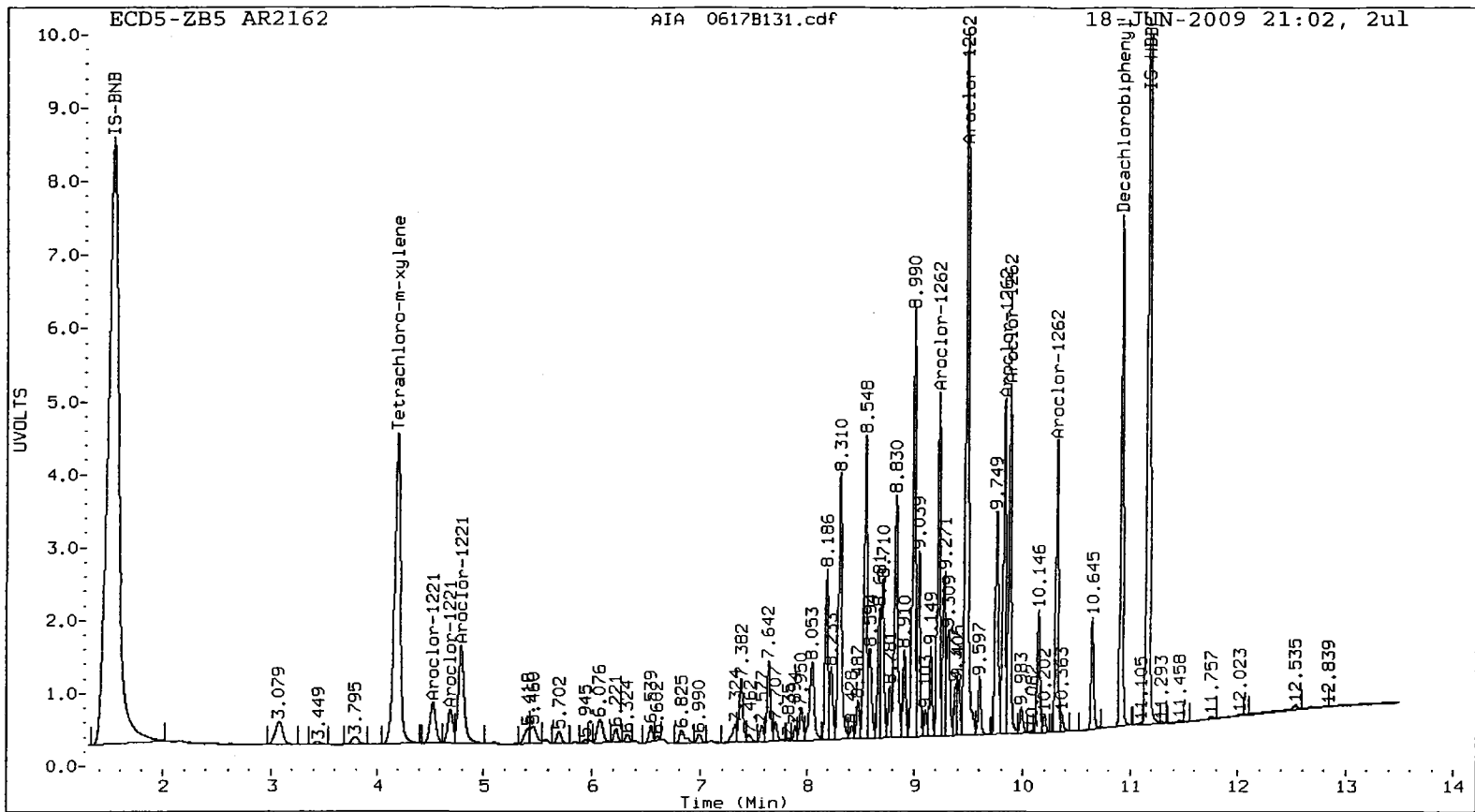
ZB5 Col						ZB35 Col					
Aroclor	Peak#	RT	Shift	Area	Amount	Peak#	RT	Shift	Area	Amount	
Aroclor-1221	1	4.528	0.000	1068328	250.0	1	5.288	0.000	1129084	250.0	
Aroclor-1221	2	4.692	0.000	762231	250.0	2	5.513	0.000	678787	250.0	
Aroclor-1221	3	4.789	0.000	2590602	250.0	3	5.620	0.000	2090125	250.0	
Aroclor-1221	NS	---			----	4	7.045	0.000	267486	250.0	
Total Col1Ave (3 peaks):				250.0	Total Col2Ave (4 peaks):				250.0	RPD = 0	
Corrected Ave: < 3 Peaks					Corrected Ave (3 peaks):				250.0		
Aroclor-1262	1	9.218	0.000	4062499	250.0	1	9.853	0.000	4152937	250.0	
Aroclor-1262	2	9.467	0.000	9691433	250.0	2	10.017	0.000	8778392	250.0	
Aroclor-1262	3	9.819	0.000	3967099	250.0	3	10.371	0.000	3463310	250.0	
Aroclor-1262	4	9.871	0.000	4232132	250.0	4	10.418	0.000	5287639	250.0	
Aroclor-1262	5	10.309	0.000	3323235	250.0	5	10.887	0.000	2740065	250.0	
Total Col1Ave (5 peaks):				250.0	Total Col2Ave (5 peaks):				250.0	RPD = 0	
Corrected Ave (4 peaks):				250.0	Corrected Ave (4 peaks):				250.0	RPD = 0	

Total PCB Area Col1 (4.291 - 10.817) = 82042391 Col1 Total PCB = 0.4 ppm*

Total PCB Area Col2 (4.781 - 11.403) = 68910272 Col2 Total PCB = 0.3 ppm*

* Quantitated against AR1660 0.25ppm in Ical





Analytical Resources Inc.
Dual Column PCB Quantitation Report

Data file 1: 20090618.B/ical-1.b/0617B132.d
Data file 2: 20090618.B/ical-2.b/0617B132.d
Method: /chem2/ecd5.i/20090618.B/PCB1.m
Compound Sublist: AR3268
Instrument, Inj. Vol.: ecd5.i, 2ul
Quant Method: Internal Std

ARI ID: AR3268
Client ID:
Injection Date: 18-JUN-2009 21:19
Report Date: 06/19/2009 15:31
Matrix: SOIL
Dilution Factor: 1.000

ZB5 Col			ZB35 Col			ZB5	ZB35	RPD	Compound/Flag
RT	Shift	Response	RT	Shift	Response	on col	on col		
4.183	-0.008	8651658	4.676	-0.005	7780620	18.4	18.4	0.2	Tetrachloro-m-xylene
10.914	-0.003	9902880	11.501	-0.002	7472700	35.2	34.3	2.7	Decachlorobiphenyl

* Indicates RPD > 40%

M Indicates Column 1 peak was manually integrated

N Indicates Column 2 peak was manually integrated

SURROGATE PERCENT RECOVERY

SURROGATE	Col1	Col2
Tetrachloro-m-xylene	46.0	46.0
Decachlorobiphenyl	88.0	85.7

INTERNAL STANDARD SUMMARY

Standard Cpnd	Column 1		%D
	Standard Area*	Sample Area	
Bromo-Nitrobenzene	30797009	31543183	2.4
Hexabromobiphenyl	12091267	12926516	6.9

Standard Cpnd	Column 2		%D
	Standard Area*	Sample Area	
Bromo-Nitrobenzene	31223103	32040883	2.6
Hexabromobiphenyl	11173293	11812369	5.7

* Standard Areas taken from Initial Cal Level 3

Initial Calibration Date: 18-JUN-2009

<- Indicates standard response outside Limits (-50 to +100%)

ZB5 Col

ZB35 Col

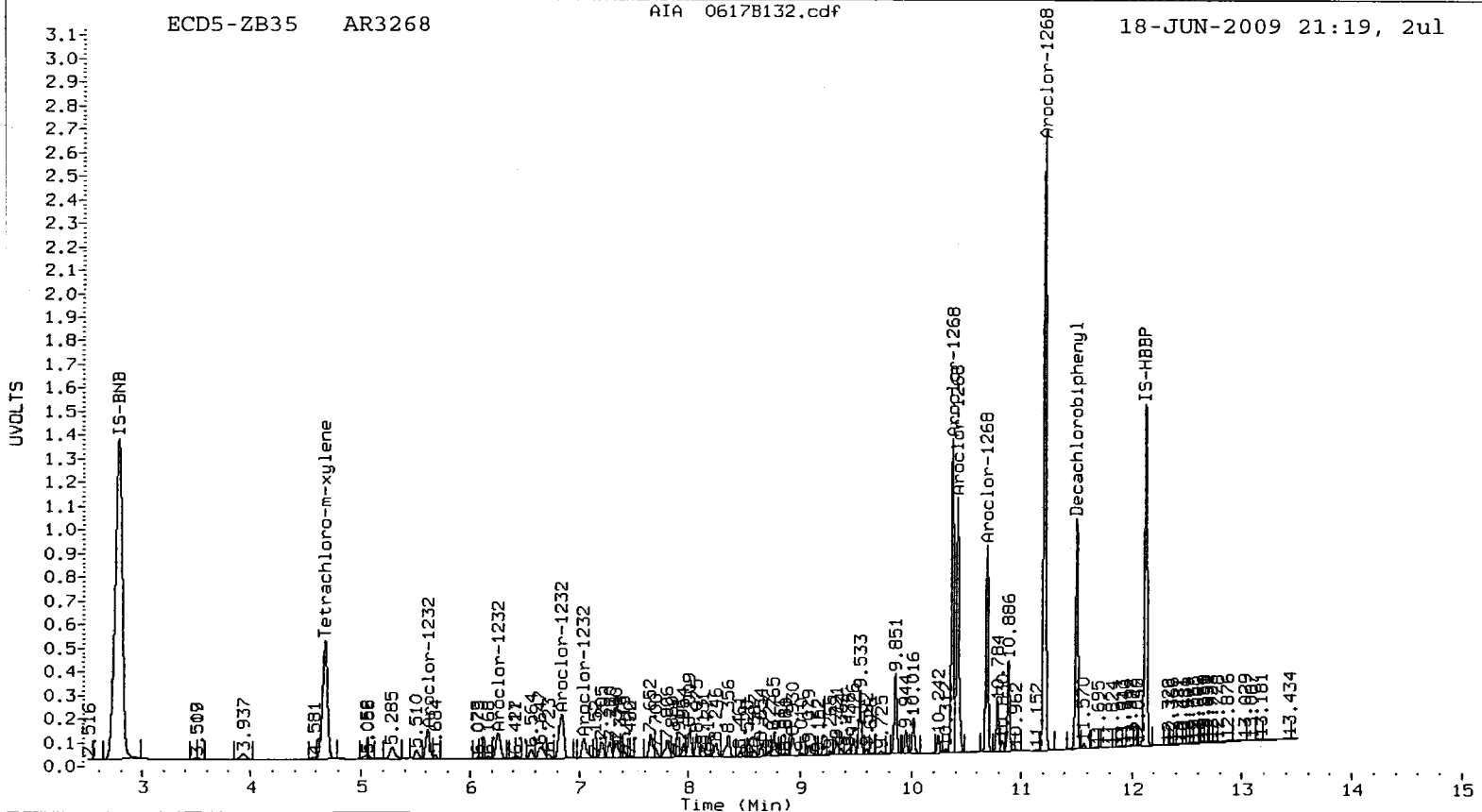
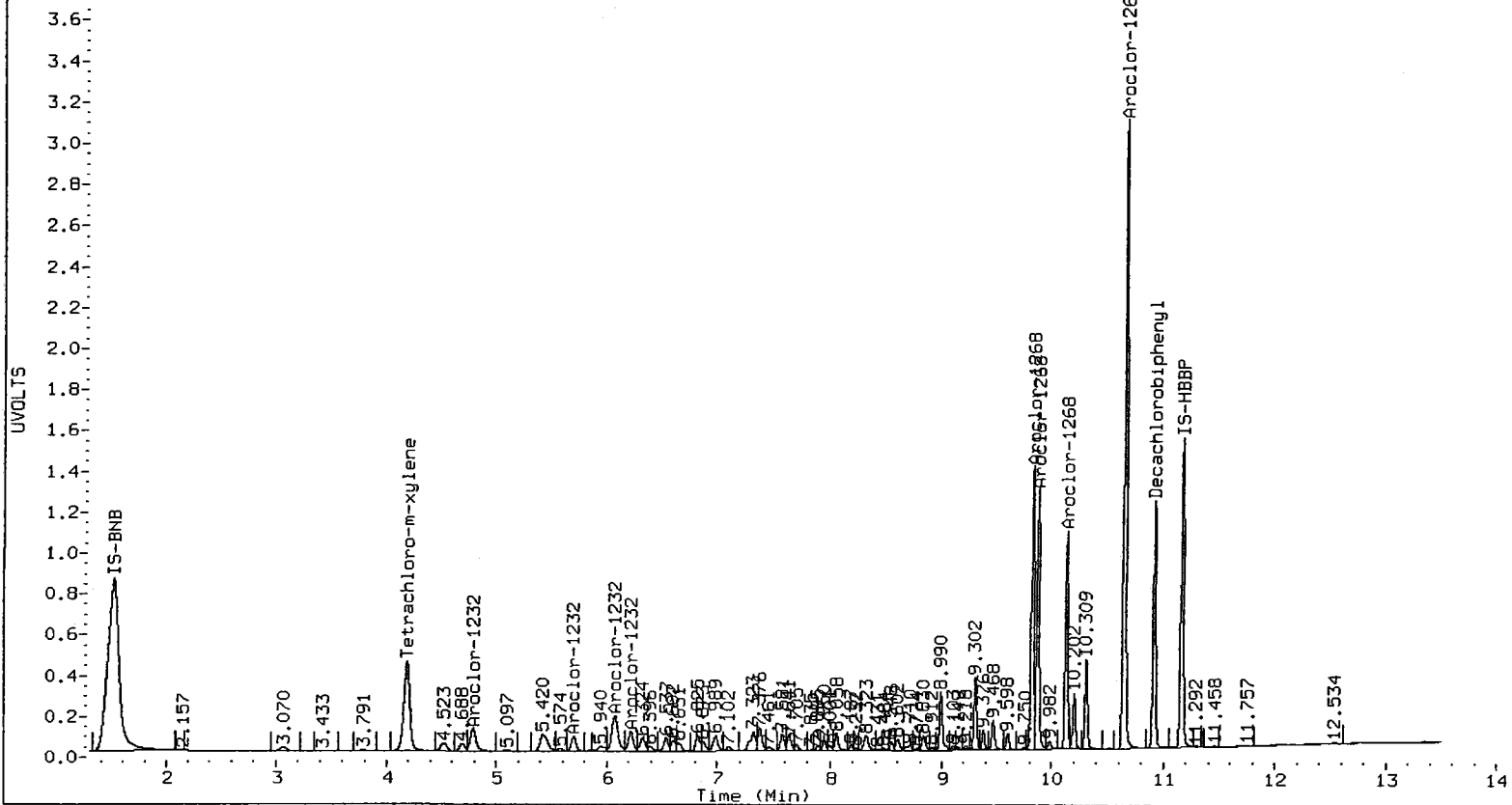
Aroclor	Peak#	RT	Shift	Area	Amount	Peak#	RT	Shift	Area	Amount	
Aroclor-1232	1	4.785	0.000	2220557	244.0	1	5.618	-0.001	1785393	240.8	
Aroclor-1232	2	5.698	0.000	1109283	236.0	2	6.262	0.000	1669182	232.7	
Aroclor-1232	3	6.074	0.000	3362535	239.1	3	6.841	0.001	3038838	230.1	
Aroclor-1232	4	6.218	0.000	1443568	247.4	4	7.041	-0.002	1237978	241.4	
Total Col1Ave (4 peaks):				241.7		Total Col2Ave (4 peaks):				236.3	RPD = 2
Corrected Ave (3 peaks):				239.7		Corrected Ave (3 peaks):				234.5	RPD = 2

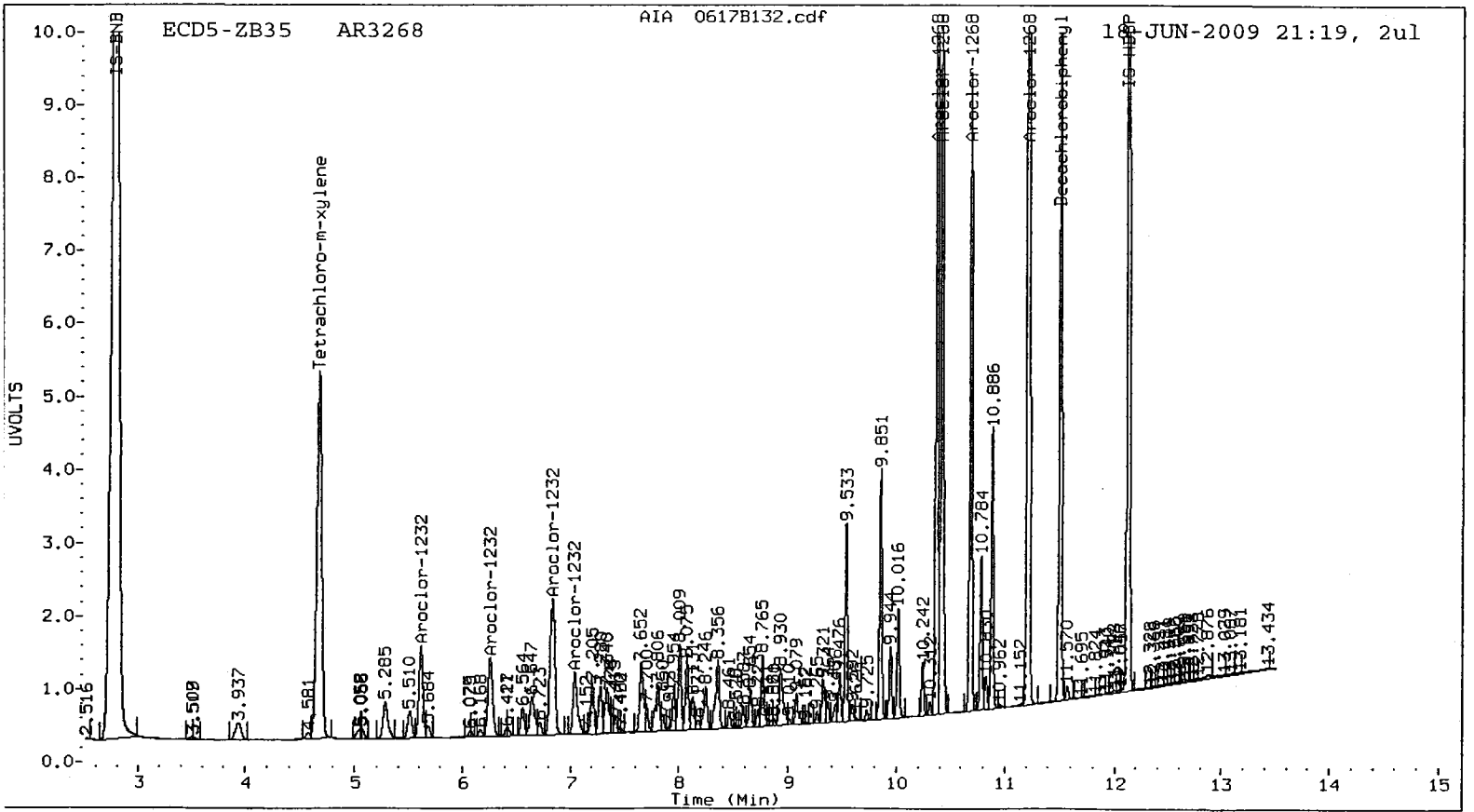
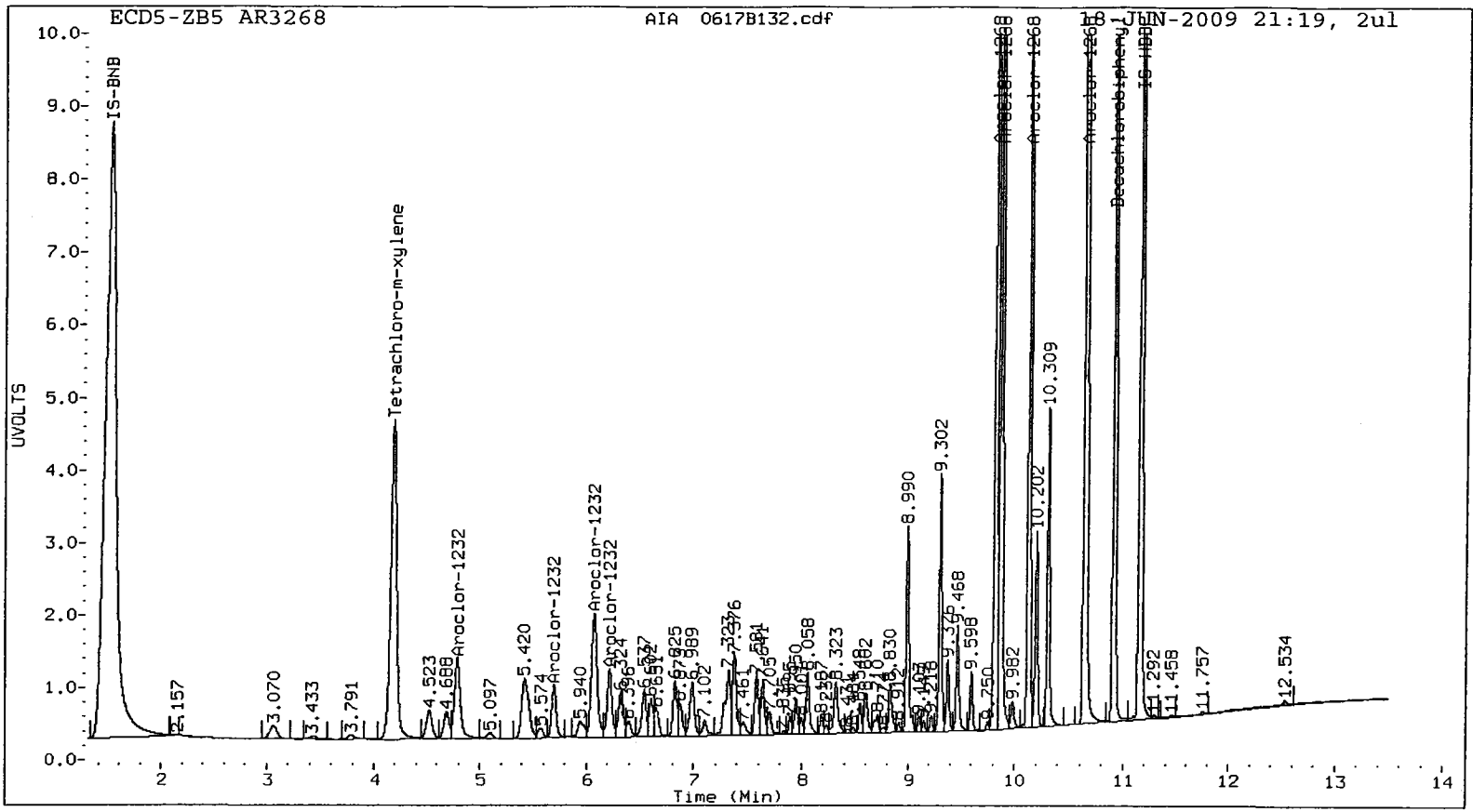
Aroclor-1268	1	9.820	0.000	11503249	250.0	1	10.370	0.000	9529138	250.0	
Aroclor-1268	2	9.870	0.000	11071935	250.0	2	10.417	0.000	8592072	250.0	
Aroclor-1268	3	10.131	0.000	8650117	250.0	3	10.687	0.000	6411454	250.0	
Aroclor-1268	4	10.644	0.000	24535326	250.0	4	11.214	0.000	19208089	250.0	
Total Col1Ave (4 peaks):				250.0		Total Col2Ave (4 peaks):				250.0	RPD = 0
Corrected Ave (3 peaks):				250.0		Corrected Ave (3 peaks):				250.0	RPD = 0

Total PCB Area Col1 (4.291 - 10.817) = 102189155 Col1 Total PCB = 0.4 ppm*

Total PCB Area Col2 (4.781 - 11.403) = 83353037 Col2 Total PCB = 0.4 ppm*

* Quantitated against AR1660 0.25ppm in Ical





7F
PCB CALIBRATION VERIFICATION SUMMARY

Lab Name: ANALYTICAL RESOURCES, INC

Client: ESC

ARI Job No.: PB63

Project: JELD-WEN NORD DOOR

GC Column: ZB5

Intrument: ECD5

Init. Calib. Date: 06/18/09

Date Analyzed :06/19/09

Lab Standard ID: AR1660

Time Analyzed :0046

COMPOUND/PEAK NO.	RT	RT WINDOW		CALC AMOUNT (ng)	NOM AMOUNT (ng)	%D
		FROM	TO			
Aroclor-1016-1	5.70	5.60	5.80	239.7	250.0	-4.1
Aroclor-1016-2	6.08	5.97	6.17	239.6	250.0	-4.2
Aroclor-1016-3	6.22	6.12	6.32	236.4	250.0	-5.4
Aroclor-1016-4	6.33	6.22	6.42	236.0	250.0	-5.6

AVERAGE %D = 4.8

Date Analyzed :06/19/09

Lab Standard ID: AR1660

Time Analyzed :0046

COMPOUND/PEAK NO.	RT	RT WINDOW		CALC AMOUNT (ng)	NOM AMOUNT (ng)	%D
		FROM	TO			
Aroclor-1260-1	8.99	8.89	9.09	279.0	250.0	11.6
Aroclor-1260-2	9.22	9.12	9.32	277.1	250.0	10.8
Aroclor-1260-3	9.47	9.37	9.57	273.2	250.0	9.3
Aroclor-1260-4	9.75	9.65	9.85	278.2	250.0	11.3
Aroclor-1260-5	9.87	9.77	9.97	279.7	250.0	11.9

AVERAGE %D = 11.0

FORM VII PCB

PB63 : 00366

7F
PCB CALIBRATION VERIFICATION SUMMARY

Lab Name: ANALYTICAL RESOURCES, INC

Client: ESC

ARI Job No.: PB63

Project: JELD-WEN NORD DOOR

GC Column: ZB35

Intrument: ECD5

Init. Calib. Date: 06/18/09

Date Analyzed :06/19/09

Lab Standard ID: AR1660

Time Analyzed :0046

COMPOUND/PEAK NO.	RT	RT WINDOW		CALC AMOUNT (ng)	NOM AMOUNT (ng)	%D
		FROM	TO			
Aroclor-1016-1	6.26	6.15	6.35	232.5	250.0	-7.0
Aroclor-1016-2	6.84	6.74	6.94	232.7	250.0	-6.9
Aroclor-1016-3	7.04	6.94	7.14	231.8	250.0	-7.3
Aroclor-1016-4	7.21	7.10	7.30	241.3	250.0	-3.5

AVERAGE %D = 6.2

Date Analyzed :06/19/09

Lab Standard ID: AR1660

Time Analyzed :0046

COMPOUND/PEAK NO.	RT	RT WINDOW		CALC AMOUNT (ng)	NOM AMOUNT (ng)	%D
		FROM	TO			
Aroclor-1260-1	9.53	9.43	9.63	272.3	250.0	8.9
Aroclor-1260-2	10.02	9.91	10.11	270.6	250.0	8.2
Aroclor-1260-3	10.37	10.27	10.47	271.4	250.0	8.6
Aroclor-1260-4	10.42	10.32	10.52	268.0	250.0	7.2

AVERAGE %D = 8.2

FORM VII PCB

PB63 : 00369

Analytical Resources Inc.
Dual Column PCB Quantitation Report

PC
6/22/09

Data file 1: 20090618.B/0618-1.b/0617B144.d
Data file 2: 20090618.B/0618-2.b/0617B144.d
Method: /chem2/ecd5.i/20090618.B/PCB1.m
Compound Sublist: AR1660
Instrument, Inj. Vol.: ecd5.i, 2ul
Quant Method: Internal Std

ARI ID: AR1660
Client ID:
Injection Date: 19-JUN-2009 00:46
Report Date: 06/19/2009 15:18
Matrix: SOIL
Dilution Factor: 1.000

RT	ZB5 Col Shift Response	ZB35 Col Shift Response	ZB5 on col	ZB35 on col	RPD	Compound/Flag
4.189	0.007 8583069	4.679 0.004 7863484	18.5	18.7	0.9	Tetrachloro-m-xylene
10.915	0.001 5984060	11.501 0.000 4417192	22.1	21.2	4.3	Decachlorobiphenyl

- * Indicates RPD > 40%
- M Indicates Column 1 peak was manually integrated
- N Indicates Column 2 peak was manually integrated

SURROGATE PERCENT RECOVERY

SURROGATE	Col1	Col2
Tetrachloro-m-xylene	46.3	46.8
Decachlorobiphenyl	55.2	52.9

INTERNAL STANDARD SUMMARY

Standard Cpnd	Column 1		%D
	Standard Area*	Sample Area	
Bromo-Nitrobenzene	30797009	31035729	0.8
Hexabromobiphenyl	12091267	12452515	3.0

Standard Cpnd	Column 2		%D
	Standard Area*	Sample Area	
Bromo-Nitrobenzene	31223103	31883872	2.1
Hexabromobiphenyl	11173293	11310096	1.2

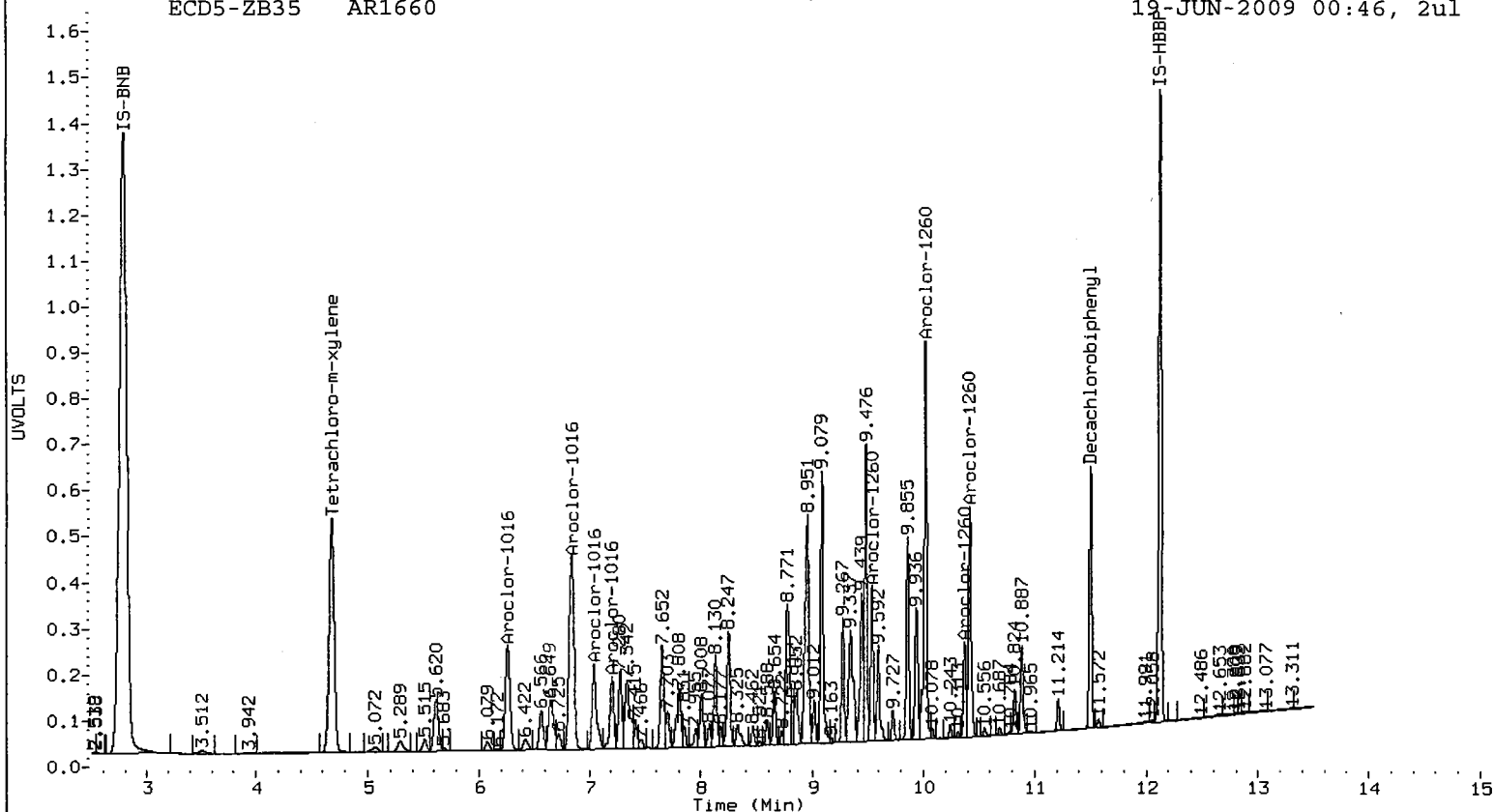
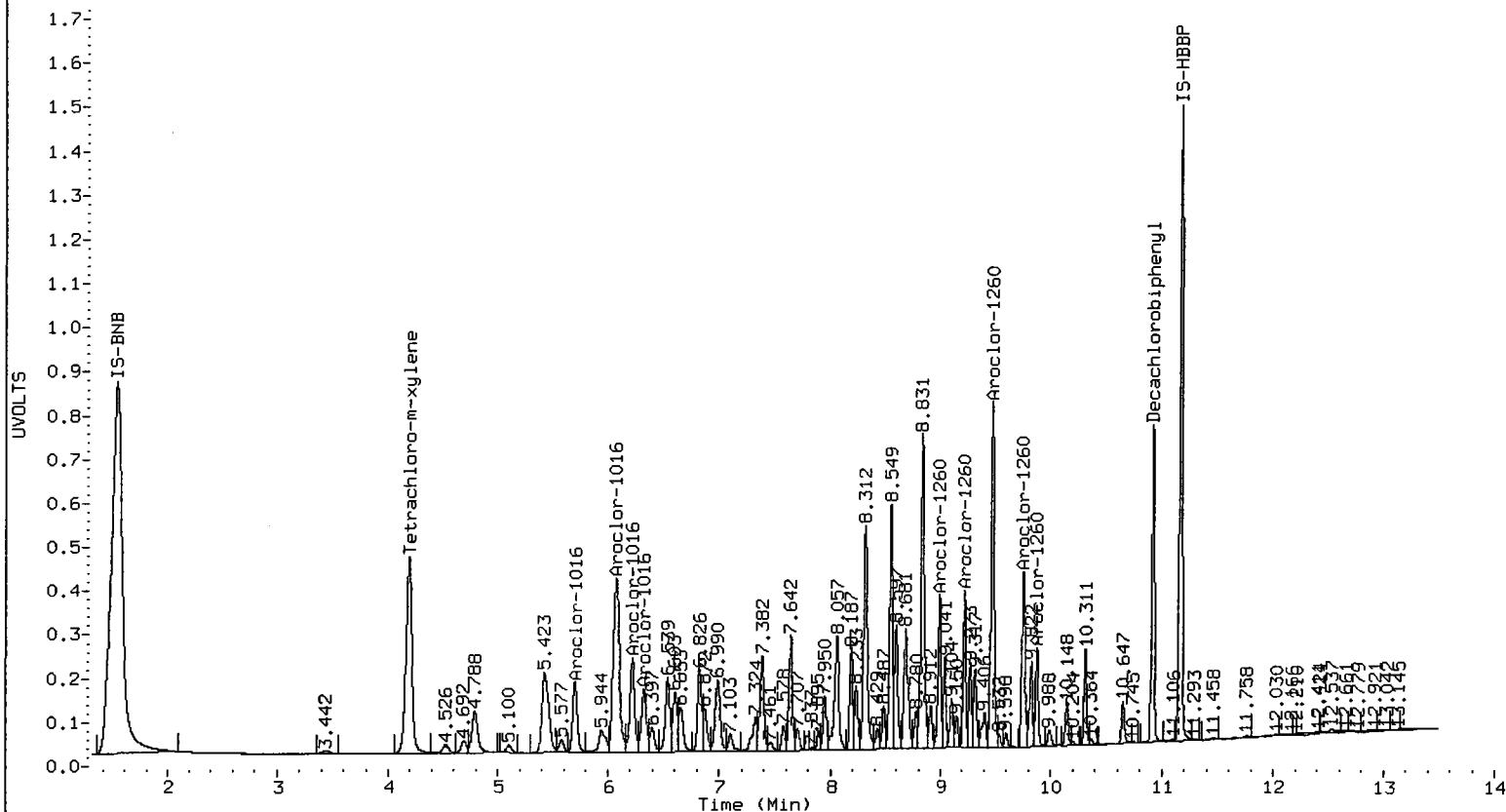
- * Standard Areas taken from Initial Cal Level 3
Initial Calibration Date: 18-JUN-2009
- <- Indicates standard response outside Limits (-50 to +100%)

ZB5 Col					ZB35 Col						
Aroclor	Peak#	RT	Shift	Area	Amount	Peak#	RT	Shift	Area	Amount	
Aroclor-1016	1	5.701	0.000	2454720	239.7	1	6.261	0.000	3388110	232.5	
Aroclor-1016	2	6.076	0.001	7670507	239.6	2	6.841	-0.001	6884770	232.7	
Aroclor-1016	3	6.220	0.002	3205399	236.4	3	7.044	0.001	2704919	231.8	
Aroclor-1016	4	6.327	0.001	2221851	236.0	4	7.208	0.000	1798579	241.3	
Total CollAve (4 peaks):				237.9		Total Col2Ave (4 peaks):				234.6	RPD = 1
Corrected Ave (3 peaks):				237.3		Corrected Ave (3 peaks):				232.4	RPD = 2
Aroclor-1260	1	8.991	0.001	3248282	279.0	1	9.534	0.000	2569146	272.3	
Aroclor-1260	2	9.219	0.001	3089526	277.1	2	10.017	0.001	7348619	270.6	
Aroclor-1260	3	9.469	0.001	7669878	273.2	3	10.374	0.001	1769225	271.4	
Aroclor-1260	4	9.749	0.001	3994861	278.2	4	10.419	0.000	4339748	268.0	
Aroclor-1260	5	9.873	0.002	2060284	279.7	NS	---			----	
Total CollAve (5 peaks):				277.5		Total Col2Ave (4 peaks):				270.6	RPD = 3
Corrected Ave (4 peaks):				276.9		Corrected Ave (3 peaks):				270.0	RPD = 3

Total PCB Area Col1 (4.283 - 10.814) = 118853321 Col1 Total PCB = 0.5 ppm*

Total PCB Area Col2 (4.776 - 11.401) = 99769667 Col2 Total PCB = 0.5 ppm*

* Quantitated against AR1660 0.25ppm in Ical



7F
PCB CALIBRATION VERIFICATION SUMMARY

Lab Name: ANALYTICAL RESOURCES, INC

Client: ESC

ARI Job No.: PB63

Project: JELD-WEN NORD DOOR

GC Column: ZB5

Intrument: ECD5

Init. Calib. Date: 06/18/09

Date Analyzed :06/19/09

Lab Standard ID: AR1254

Time Analyzed :0103

COMPOUND/PEAK NO.	RT	RT WINDOW		CALC AMOUNT (ng)	NOM AMOUNT (ng)	%D
		FROM	TO			
Aroclor-1254-1	7.64	7.54	7.74	244.0	250.0	-2.4
Aroclor-1254-2	7.95	7.85	8.05	244.2	250.0	-2.3
Aroclor-1254-3	8.06	7.96	8.16	243.8	250.0	-2.5
Aroclor-1254-4	8.32	8.23	8.43	244.5	250.0	-2.2
Aroclor-1254-5	8.60	8.50	8.70	244.1	250.0	-2.4

AVERAGE %D = 2.4

FORM VII PCB

PB63 : 00353

7F
PCB CALIBRATION VERIFICATION SUMMARY

Lab Name: ANALYTICAL RESOURCES, INC

Client: ESC

ARI Job No.: PB63

Project: JELD-WEN NORD DOOR

GC Column: ZB35

Intrument: ECD5

Init. Calib. Date: 06/18/09

Date Analyzed :06/19/09

Lab Standard ID: AR1254

Time Analyzed :0103

COMPOUND/PEAK NO.	RT	RT WINDOW		CALC AMOUNT (ng)	NOM AMOUNT (ng)	%D
		FROM	TO			
=====	=====	=====	=====	=====	=====	=====
Aroclor-1254-1	8.25	8.15	8.35	243.9	250.0	-2.4
Aroclor-1254-2	8.66	8.55	8.75	243.8	250.0	-2.5
Aroclor-1254-3	8.77	8.67	8.87	244.1	250.0	-2.4
Aroclor-1254-4	8.93	8.83	9.03	244.3	250.0	-2.3
Aroclor-1254-5	9.32	9.22	9.42	244.4	250.0	-2.2

AVERAGE %D = 2.4

FORM VII PCB

PB63 : 00994

Analytical Resources Inc.
Dual Column PCB Quantitation Report

PC
6/22/09

Data file 1: 20090618.B/0618-1.b/0617B145.d
Data file 2: 20090618.B/0618-2.b/0617B145.d
Method: /chem2/ecd5.i/20090618.B/PCB1.m
Compound Sublist: AR1254
Instrument, Inj. Vol.: ecd5.i, 2ul
Quant Method: Internal Std

ARI ID: AR1254
Client ID:
Injection Date: 19-JUN-2009 01:03
Report Date: 06/19/2009 15:18
Matrix: SOIL
Dilution Factor: 1.000

ZB5 Col			ZB35 Col			ZB5	ZB35	RPD	Compound/Flag
RT	Shift	Response	RT	Shift	Response	on col	on col		
4.186	0.004	8300452	4.678	0.002	7650356	17.6	18.1	2.6	Tetrachloro-m-xylene
10.916	0.002	5764638	11.501	0.000	4295192	21.2	20.5	3.2	Decachlorobiphenyl

- * Indicates RPD > 40%
- M Indicates Column 1 peak was manually integrated
- N Indicates Column 2 peak was manually integrated

SURROGATE PERCENT RECOVERY

SURROGATE	Col1	Col2
Tetrachloro-m-xylene	44.1	45.3
Decachlorobiphenyl	53.0	51.3

INTERNAL STANDARD SUMMARY

Standard Cpnd	Column 1		%D
	Standard Area*	Sample Area	
Bromo-Nitrobenzene	30797009	31549092	2.4
Hexabromobiphenyl	12091267	12501423	3.4

Standard Cpnd	Column 2		%D
	Standard Area*	Sample Area	
Bromo-Nitrobenzene	31223103	32051111	2.7
Hexabromobiphenyl	11173293	11341836	1.5

- * Standard Areas taken from Initial Cal Level 3
Initial Calibration Date: 18-JUN-2009
- <- Indicates standard response outside Limits (-50 to +100%)

ZB5 Col

ZB35 Col

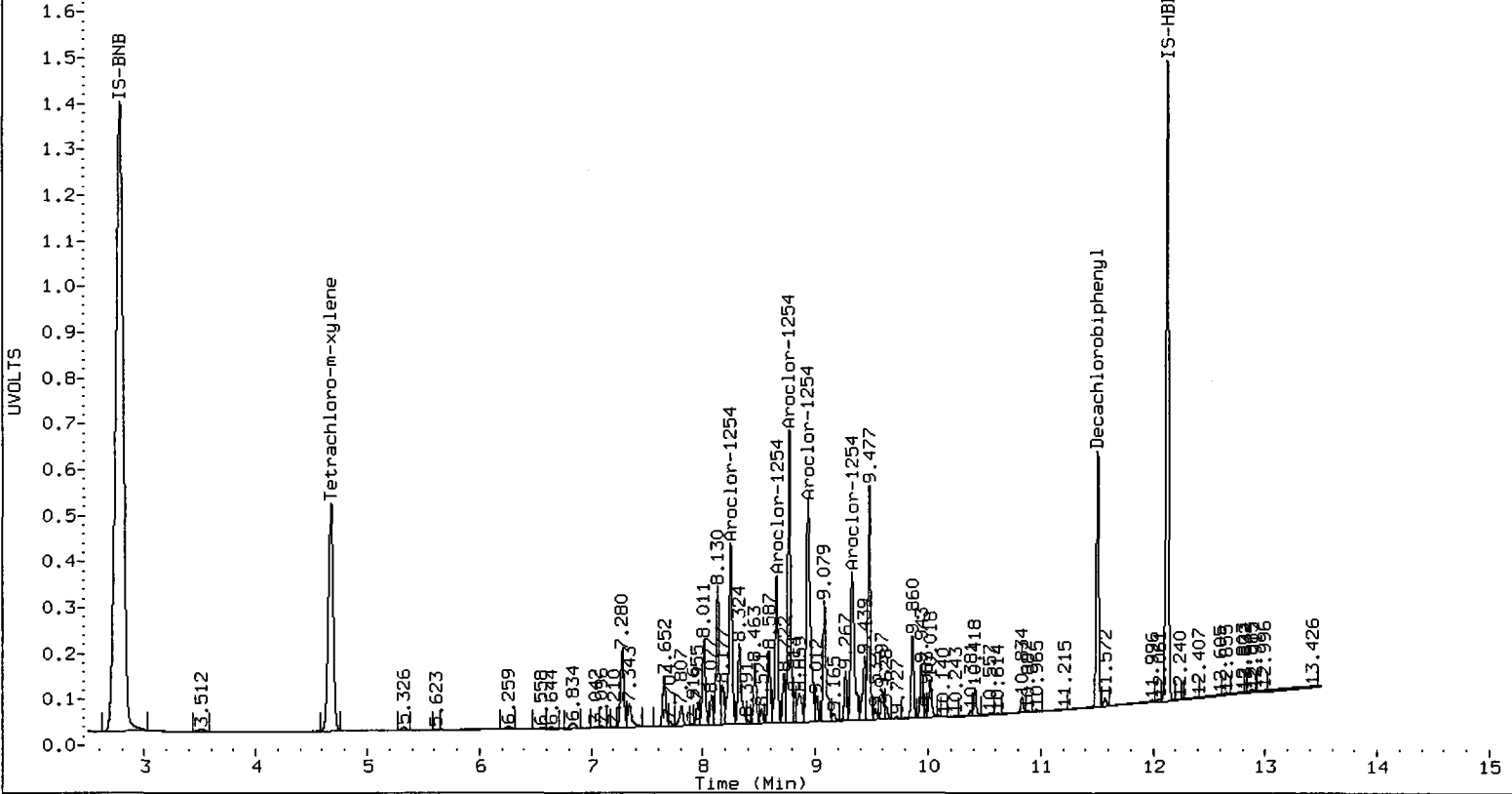
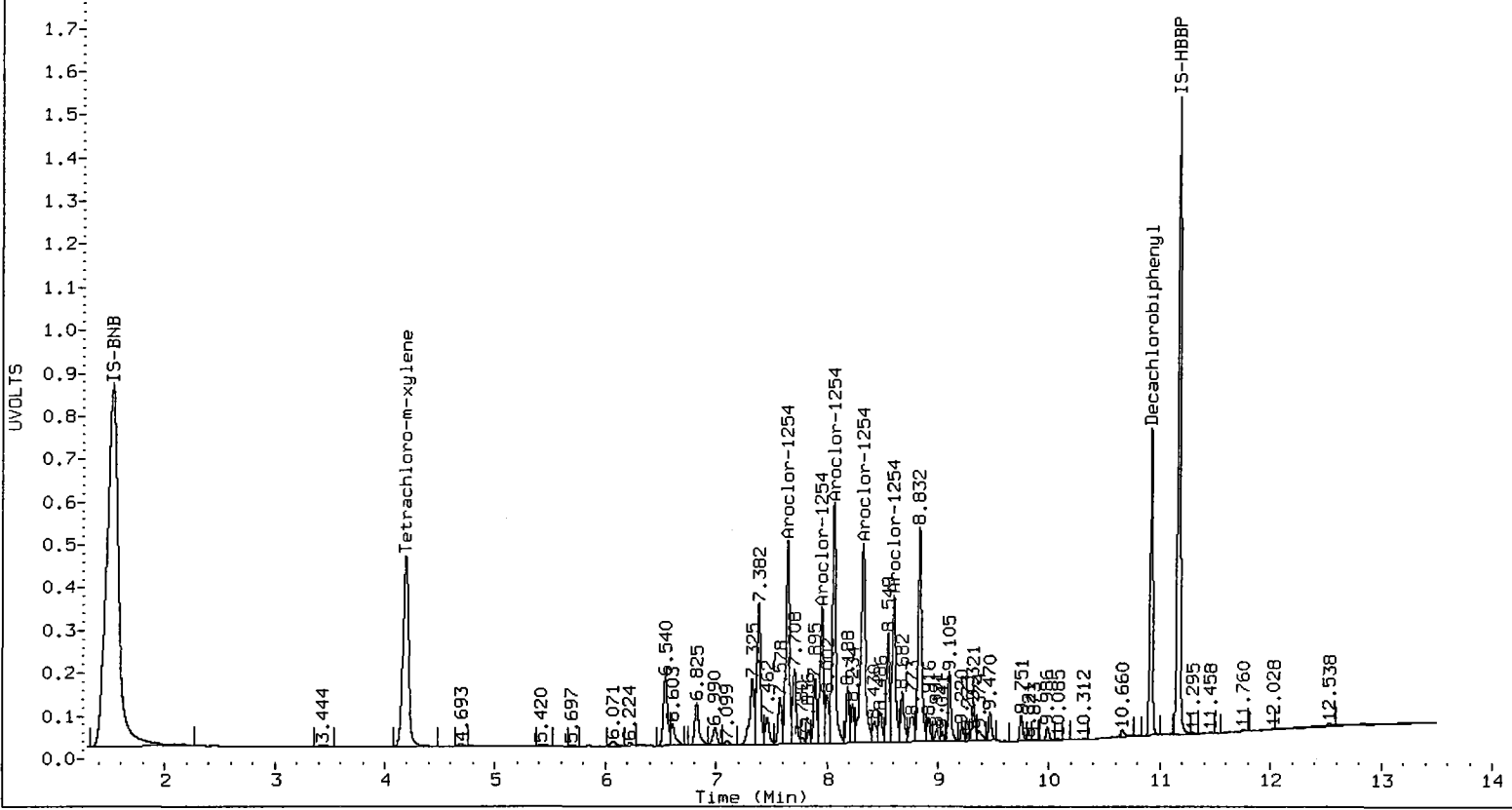
Aroclor	Peak#	RT	Shift	Area	Amount	Peak#	RT	Shift	Area	Amount	
Aroclor-1254	1	7.643	0.001	5316692	244.0	1	8.248	0.001	3973082	243.9	
Aroclor-1254	2	7.951	0.001	3398578	244.2	2	8.655	0.000	2767151	243.8	
Aroclor-1254	3	8.059	0.000	6436557	243.8	3	8.767	0.000	5456334	244.1	
Aroclor-1254	4	8.324	0.002	6768687	244.5	4	8.930	0.000	6133089	244.3	
Aroclor-1254	5	8.603	0.001	4008612	244.1	5	9.325	0.000	3896486	244.4	
Total Col1Ave (5 peaks):				244.1	Total Col2Ave (5 peaks):				244.1	RPD = 0	
Corrected Ave (4 peaks):				244.0	Corrected Ave (4 peaks):				244.0	RPD = 0	

Total PCB Area Col1 (4.283 - 10.814) = 65099569 Col1 Total PCB = 0.3 ppm*

Total PCB Area Col2 (4.776 - 11.401) = 54568172 Col2 Total PCB = 0.3 ppm*

* Quantitated against AR1660 0.25ppm in Ical

PCB-Form 10 Mod.



7F
PCB CALIBRATION VERIFICATION SUMMARY

Lab Name: ANALYTICAL RESOURCES, INC

Client: ESC

ARI Job No.: PB63

Project: JELD-WEN NORD DOOR

GC Column: ZB5

Intrument: ECD5

Init. Calib. Date: 06/18/09

Date Analyzed :06/19/09

Lab Standard ID: AR1248

Time Analyzed :0504

COMPOUND/PEAK NO.	RT	RT WINDOW		CALC AMOUNT (ng)	NOM AMOUNT (ng)	%D
		FROM	TO			
Aroclor-1248-1	6.07	5.97	6.17	201.1	250.0	-19.6
Aroclor-1248-2	6.54	6.44	6.64	190.4	250.0	-23.8
Aroclor-1248-3	6.83	6.73	6.93	189.1	250.0	-24.4
Aroclor-1248-4	7.38	7.28	7.48	182.2	250.0	-27.1

AVERAGE %D = 23.7

FORM VII PCB

7F
PCB CALIBRATION VERIFICATION SUMMARY

Lab Name: ANALYTICAL RESOURCES, INC

Client: ESC

ARI Job No.: PB63

Project: JELD-WEN NORD DOOR

GC Column: ZB35

Intrument: ECD5

Init. Calib. Date: 06/18/09

Date Analyzed :06/19/09

Lab Standard ID: AR1248

Time Analyzed :0504

COMPOUND/PEAK NO.	RT	RT WINDOW		CALC AMOUNT (ng)	NOM AMOUNT (ng)	%D
		FROM	TO			
=====	=====	=====	=====	=====	=====	=====
Aroclor-1248-1	6.84	6.74	6.94	221.5	250.0	-11.4
Aroclor-1248-2	7.28	7.18	7.38	226.2	250.0	-9.5
Aroclor-1248-3	7.65	7.55	7.75	206.8	250.0	-17.3
Aroclor-1248-4	8.01	7.91	8.11	211.2	250.0	-15.5

AVERAGE %D = 13.4

FORM VII PCB

PB63 : 00999

Analytical Resources Inc.
Dual Column PCB Quantitation Report

PC
6/22/09

Data file 1: 20090618.B/0618-1.b/0617B159.d
Data file 2: 20090618.B/0618-2.b/0617B159.d
Method: /chem2/ecd5.i/20090618.B/PCB1.m
Compound Sublist: AR1248
Instrument, Inj. Vol.: ecd5.i, 2ul
Quant Method: Internal Std

ARI ID: AR1248
Client ID:
Injection Date: 19-JUN-2009 05:04
Report Date: 06/19/2009 15:19
Matrix: SOIL
Dilution Factor: 1.000

RT	ZB5 Col Shift Response	ZB35 Col Shift Response	RT	ZB5 on col	ZB35 on col	RPD	Compound/Flag
4.190	0.007 7657472	4.681 0.005 7142577	16.3	16.9	4.0	Tetrachloro-m-xylene	
10.915	0.002 4538179	11.502 0.001 4002719	18.7	16.6	11.5	Decachlorobiphenyl	

- * Indicates RPD > 40%
- M Indicates Column 1 peak was manually integrated
- N Indicates Column 2 peak was manually integrated

SURROGATE PERCENT RECOVERY

SURROGATE	Col1	Col2
Tetrachloro-m-xylene	40.7	42.3
Decachlorobiphenyl	46.7	41.6

INTERNAL STANDARD SUMMARY

Standard Cpnd	Column 1		%D
	Standard Area*	Sample Area	
Bromo-Nitrobenzene	30797009	31557291	2.5
Hexabromobiphenyl	12091267	11170074	-7.6

Standard Cpnd	Column 2		%D
	Standard Area*	Sample Area	
Bromo-Nitrobenzene	31223103	31996579	2.5
Hexabromobiphenyl	11173293	13031785	16.6

- * Standard Areas taken from Initial Cal Level 3
Initial Calibration Date: 18-JUN-2009
- <- Indicates standard response outside Limits (-50 to +100%)

ZB5 Col

ZB35 Col

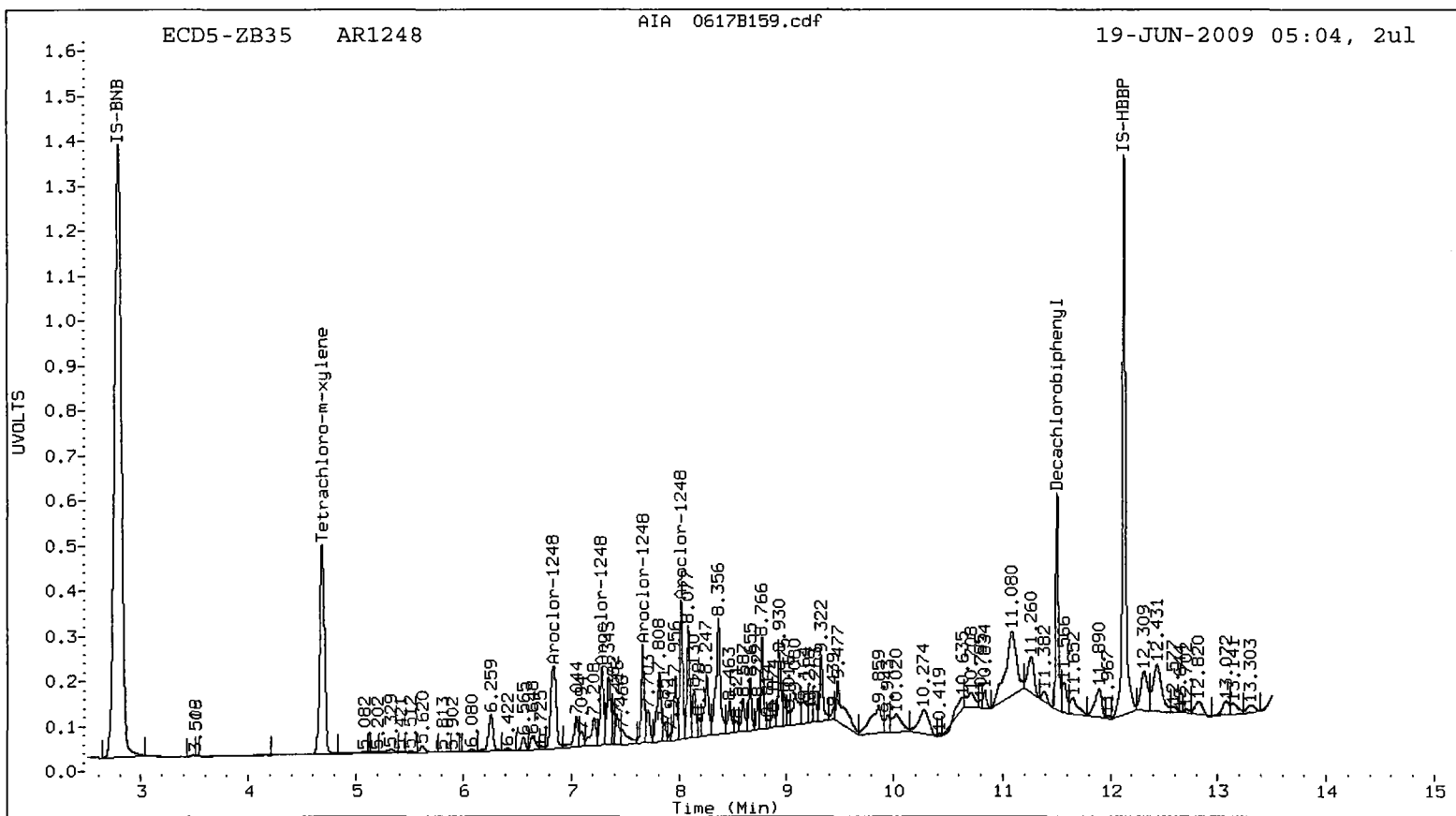
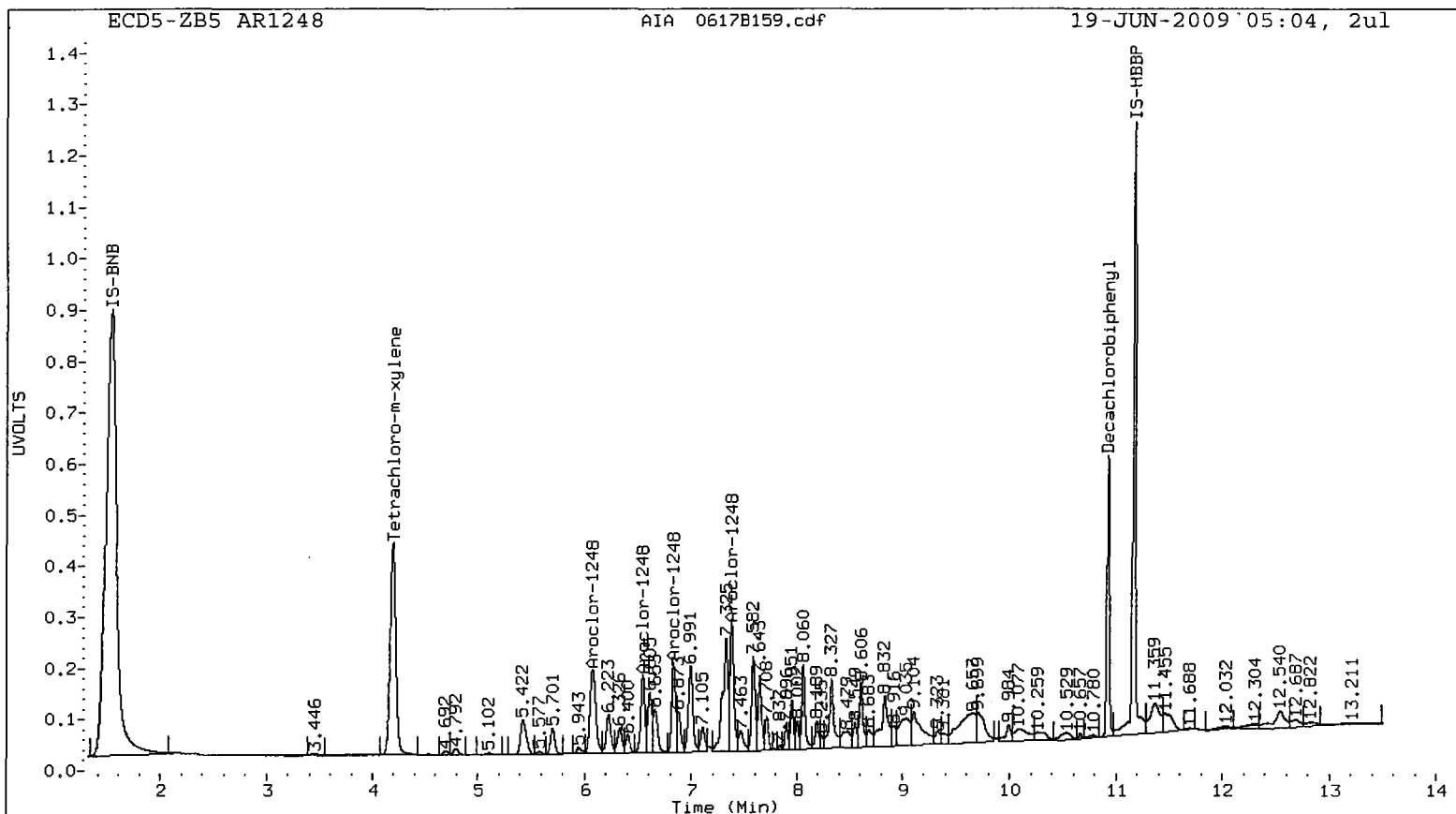
Aroclor	Peak#	RT	Shift	Area	Amount	Peak#	RT	Shift	Area	Amount	
Aroclor-1248	1	6.072	0.000	3151828	201.1	1	6.837	0.003	3095929	221.5	
Aroclor-1248	2	6.540	0.001	2064924	190.4	2	7.280	0.002	1965834	226.2	
Aroclor-1248	3	6.826	0.001	2328689	189.1	3	7.653	0.001	2282396	206.8	
Aroclor-1248	4	7.377	0.001	3334903	182.2	4	8.010	0.001	3021917	211.2	
Total Col1Ave (4 peaks):				190.7	Total Col2Ave (4 peaks):				216.4	RPD = 13	
Corrected Ave (3 peaks):				187.2	Corrected Ave (3 peaks):				213.2	RPD = 13	

Total PCB Area Col1 (4.283 - 10.814) = 58149629 Col1 Total PCB = 0.2 ppm*

Total PCB Area Col2 (4.776 - 11.401) = 65241901 Col2 Total PCB = 0.3 ppm*

* Quantitated against AR1660 0.25ppm in Ical

PCB-Form 10 Mod.



7F
PCB CALIBRATION VERIFICATION SUMMARY

Lab Name: ANALYTICAL RESOURCES, INC

Client: ESC

ARI Job No.: PB63

Project: JELD-WEN NORD DOOR

GC Column: ZB5

Intrument: ECD5

Init. Calib. Date: 06/18/09

Date Analyzed :06/19/09

Lab Standard ID: AR1660

Time Analyzed :0521

COMPOUND/PEAK NO.	RT	RT WINDOW		CALC AMOUNT (ng)	NOM AMOUNT (ng)	%D
		FROM	TO			
Aroclor-1016-1	5.70	5.60	5.80	218.3	250.0	-12.7
Aroclor-1016-2	6.08	5.97	6.17	219.5	250.0	-12.2
Aroclor-1016-3	6.22	6.12	6.32	210.0	250.0	-16.0
Aroclor-1016-4	6.33	6.22	6.42	204.3	250.0	-18.3

AVERAGE %D = 14.8

Date Analyzed :06/19/09

Lab Standard ID: AR1660

Time Analyzed :0521

COMPOUND/PEAK NO.	RT	RT WINDOW		CALC AMOUNT (ng)	NOM AMOUNT (ng)	%D
		FROM	TO			
Aroclor-1260-1	8.99	8.89	9.09	274.3	250.0	9.7
Aroclor-1260-2	9.22	9.12	9.32	274.0	250.0	9.6
Aroclor-1260-3	9.47	9.37	9.57	274.9	250.0	10.0
Aroclor-1260-4	9.75	9.65	9.85	277.1	250.0	10.8
Aroclor-1260-5	9.87	9.77	9.97	268.9	250.0	7.5

AVERAGE %D = 9.5

FORM VII PCB

PB63 : 01003

7F
PCB CALIBRATION VERIFICATION SUMMARY

Lab Name: ANALYTICAL RESOURCES, INC

Client: ESC

ARI Job No.: PB63

Project: JELD-WEN NORD DOOR

GC Column: ZB35

Intrument: ECD5

Init. Calib. Date: 06/18/09

Date Analyzed :06/19/09

Lab Standard ID: AR1660

Time Analyzed :0521

COMPOUND/PEAK NO.	RT	RT WINDOW		CALC AMOUNT (ng)	NOM AMOUNT (ng)	%D
		FROM	TO			
Aroclor-1016-1	6.26	6.15	6.35	222.7	250.0	-10.9
Aroclor-1016-2	6.84	6.74	6.94	220.2	250.0	-11.9
Aroclor-1016-3	7.04	6.94	7.14	214.8	250.0	-14.1
Aroclor-1016-4	7.21	7.10	7.30	221.7	250.0	-11.3

AVERAGE %D = 12.1

Date Analyzed :06/19/09

Lab Standard ID: AR1660

Time Analyzed :0521

COMPOUND/PEAK NO.	RT	RT WINDOW		CALC AMOUNT (ng)	NOM AMOUNT (ng)	%D
		FROM	TO			
Aroclor-1260-1	9.53	9.43	9.63	271.0	250.0	8.4
Aroclor-1260-2	10.02	9.91	10.11	275.2	250.0	10.1
Aroclor-1260-3	10.37	10.27	10.47	266.1	250.0	6.4
Aroclor-1260-4	10.42	10.32	10.52	271.0	250.0	8.4

AVERAGE %D = 8.3

FORM VII PCB

PB63 : 01004

PL
6/22/09

Analytical Resources Inc.
Dual Column PCB Quantitation Report

Data file 1: 20090618.B/0618-1.b/0617B160.d
 Data file 2: 20090618.B/0618-2.b/0617B160.d
 Method: /chem2/ecd5.i/20090618.B/PCB1.m
 Compound Sublist: AR1660
 Instrument, Inj. Vol.: ecd5.i, 2ul
 Quant Method: Internal Std

ARI ID: AR1660
 Client ID:
 Injection Date: 19-JUN-2009 05:21
 Report Date: 06/19/2009 15:19
 Matrix: SOIL
 Dilution Factor: 1.000

RT	ZB5 Col Shift Response	ZB35 Col Shift Response	RT	ZB5 on col	ZB35 on col	RPD	Compound/Flag
4.194	0.012 8622093	4.685 0.009 7896337	18.6	18.8	0.8	Tetrachloro-m-xylene	
10.915	0.002 4674249	11.502 0.001 3912925	22.7	22.5	0.7	Decachlorobiphenyl	

- * Indicates RPD > 40%
- M Indicates Column 1 peak was manually integrated
- N Indicates Column 2 peak was manually integrated

SURROGATE PERCENT RECOVERY

SURROGATE	Col1	Col2
Tetrachloro-m-xylene	46.6	47.0
Decachlorobiphenyl	56.7	56.3

INTERNAL STANDARD SUMMARY

Standard Cpnd	Column 1		%D
	Standard Area*	Sample Area	
Bromo-Nitrobenzene	30797009	31019313	0.7
Hexabromobiphenyl	12091267	9470196	-21.7

Standard Cpnd	Column 2		%D
	Standard Area*	Sample Area	
Bromo-Nitrobenzene	31223103	31878724	2.1
Hexabromobiphenyl	11173293	9409361	-15.8

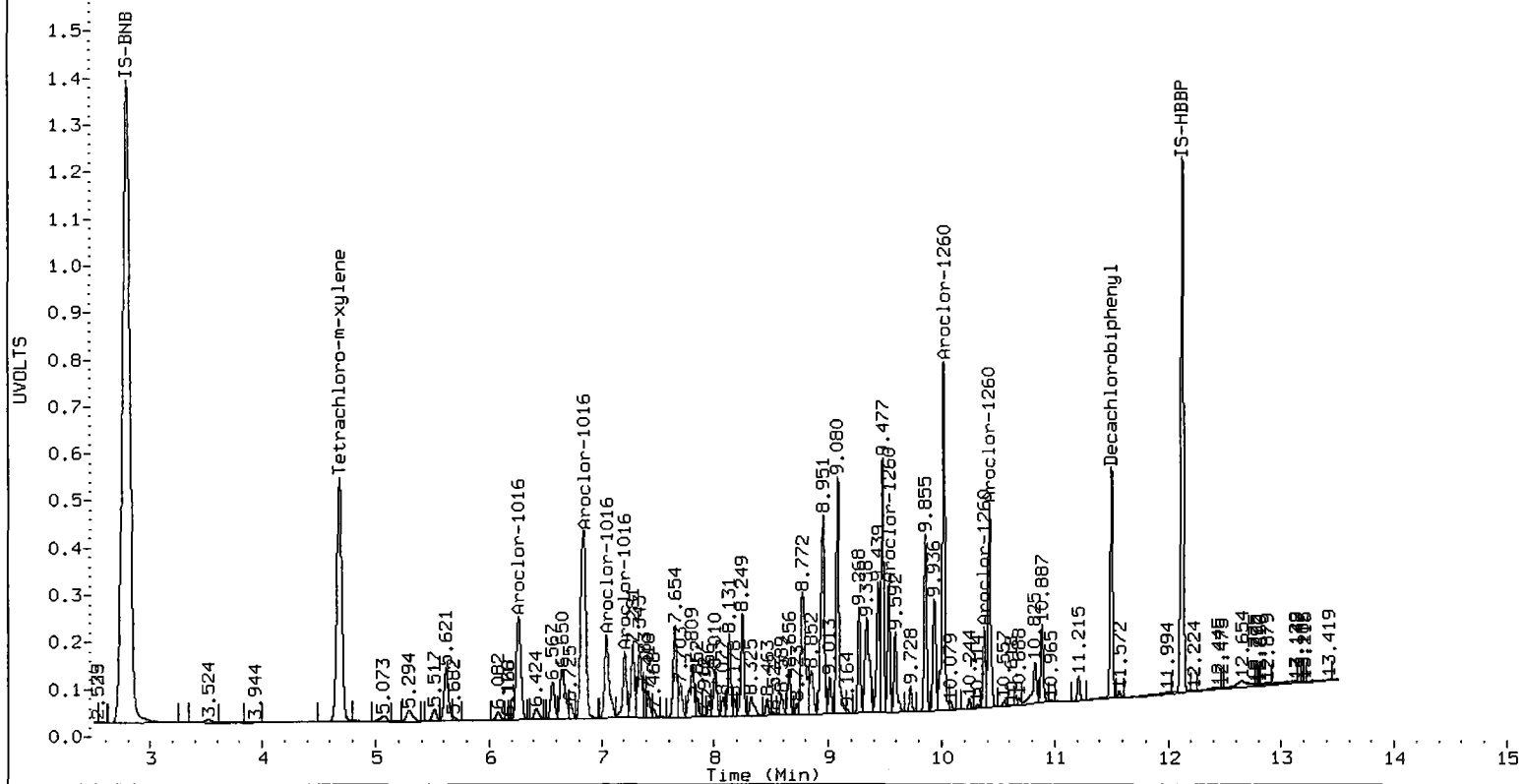
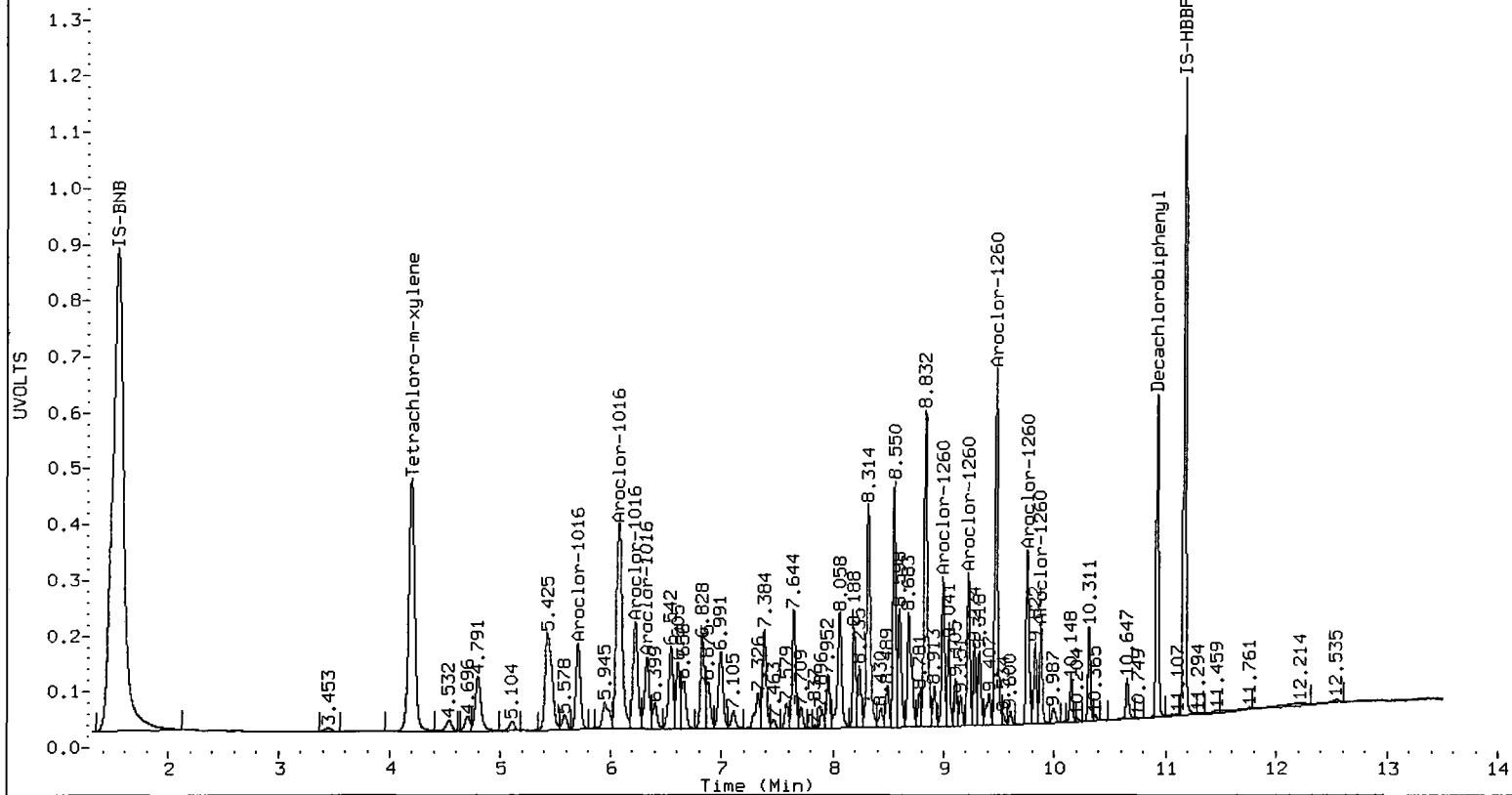
- * Standard Areas taken from Initial Cal Level 3
 Initial Calibration Date: 18-JUN-2009
- <- Indicates standard response outside Limits (-50 to +100%)

ZB5 Col						ZB35 Col				
Aroclor	Peak#	RT	Shift	Area	Amount	Peak#	RT	Shift	Area	Amount
Aroclor-1016	1	5.703	0.002	2234478	218.3	1	6.263	0.002	3243929	222.7
Aroclor-1016	2	6.076	0.001	7022576	219.5	2	6.843	0.000	6513569	220.2
Aroclor-1016	3	6.221	0.003	2846035	210.0	3	7.045	0.002	2506340	214.8
Aroclor-1016	4	6.327	0.001	1922483	204.3	4	7.209	0.001	1652510	221.7
Total CollAve (4 peaks):				213.0		Total Col2Ave (4 peaks):				219.8 RPD = 3
Corrected Ave (3 peaks):				210.9		Corrected Ave (3 peaks):				218.9 RPD = 4
Aroclor-1260	1	8.992	0.001	2428156	274.3	1	9.534	0.001	2126641	271.0
Aroclor-1260	2	9.220	0.001	2323192	274.0	2	10.017	0.001	6216999	275.2
Aroclor-1260	3	9.469	0.001	5869717	274.9	3	10.374	0.001	1442809	266.1
Aroclor-1260	4	9.750	0.001	3025872	277.1	4	10.419	0.001	3651521	271.0
Aroclor-1260	5	9.873	0.002	1505870	268.9	NS	---			----
Total CollAve (5 peaks):				273.8		Total Col2Ave (4 peaks):				270.8 RPD = 1
Corrected Ave (4 peaks):				273.0		Corrected Ave (3 peaks):				269.4 RPD = 1

Total PCB Area Coll (4.283 - 10.814) = 94946711 Coll Total PCB = 0.4 ppm*

Total PCB Area Col2 (4.776 - 11.401) = 87009959 Col2 Total PCB = 0.4 ppm*

* Quantitated against AR1660 0.25ppm in Ical



PCB Analysis
QC Raw Data

prepared
for

ENVIROMENTAL SCIENCE CORP.

Project: JELD-WEN NORD DOOR, 008.0228.00017

ARI JOB NO: PB63

prepared
by

Analytical Resources, Inc.

ORGANICS ANALYSIS DATA SHEET

PSDDA PCB by GC/ECD

Page 1 of 1

Sample ID: MB-061209

METHOD BLANK

Lab Sample ID: MB-061209

LIMS ID: 09-12945

Matrix: Sediment

Data Release Authorized: *RB*

Reported: 06/22/09

QC Report No: PB63-ENVIROMENTAL SCIENCE CORP.

Project: JELD-WEN NORD DOOR

008.0228.00017

Date Sampled: NA

Date Received: NA

Date Extracted: 06/12/09

Date Analyzed: 06/19/09 01:20

Instrument/Analyst: ECD5/PKC

GPC Cleanup: No

Sulfur Cleanup: Yes

Acid Cleanup: Yes

Florisil Cleanup: No

Sample Amount: 25.0 g

Final Extract Volume: 1.0 mL

Dilution Factor: 1.00

Silica Gel: Yes

Percent Moisture: NA

CAS Number	Analyte	RL	Result
12674-11-2	Aroclor 1016	0.8	< 0.8 U
53469-21-9	Aroclor 1242	0.8	< 0.8 U
12672-29-6	Aroclor 1248	0.8	< 0.8 U
11097-69-1	Aroclor 1254	0.8	< 0.8 U
11096-82-5	Aroclor 1260	0.8	< 0.8 U
11104-28-2	Aroclor 1221	0.8	< 0.8 U
11141-16-5	Aroclor 1232	0.8	< 0.8 U

Reported in $\mu\text{g}/\text{kg}$ (ppb)

PCB Surrogate Recovery

Decachlorobiphenyl	64.8%
Tetrachlorometaxylene	44.0%

PC
0/22/09

Analytical Resources Inc.
Dual Column PCB Quantitation Report

Data file 1: 20090618.B/0618-1.b/0617B146.d
Data file 2: 20090618.B/0618-2.b/0617B146.d
Method: /chem2/ecd5.i/20090618.B/PCB1.m
Compound Sublist: PCB
Instrument, Inj. Vol.: ecd5.i, 2ul
Quant Method: Internal Std

ARI ID: PB63MBS1
Client ID: PB63MBS1
Injection Date: 19-JUN-2009 01:20
Report Date: 06/19/2009 15:18
Matrix: SOIL
Dilution Factor: 1.000

ZB5 Col			ZB35 Col			ZB5	ZB35	RPD	Compound/Flag
RT	Shift	Response	RT	Shift	Response	on col	on col		
4.190	0.007	8429916	4.679	0.004	7909006	16.9	17.6	3.8	Tetrachloro-m-xylene
10.915	0.001	7425807	11.501	0.000	5514649	25.9	24.9	3.9	Decachlorobiphenyl

- * Indicates RPD > 40%
- M Indicates Column 1 peak was manually integrated
- N Indicates Column 2 peak was manually integrated

SURROGATE PERCENT RECOVERY

SURROGATE	Col1	Col2
Tetrachloro-m-xylene	42.3	44.0
Decachlorobiphenyl	64.7	62.2

INTERNAL STANDARD SUMMARY

Standard Cpnd	Column 1		%D
	Standard Area*	Sample Area	
Bromo-Nitrobenzene	30797009	33371410	8.4
Hexabromobiphenyl	12091267	13194780	9.1

Standard Cpnd	Column 2		%D
	Standard Area*	Sample Area	
Bromo-Nitrobenzene	31223103	34097121	9.2
Hexabromobiphenyl	11173293	12011338	7.5

- * Standard Areas taken from Initial Cal Level 3
Initial Calibration Date: 18-JUN-2009
- <- Indicates standard response outside Limits (-50 to +100%)

ZB5 Col

ZB35 Col

Aroclor	Peak#	RT	Shift	Area	Amount	Peak#	RT	Shift	Area	Amount	
Aroclor-1016	1	---			0.0	1	6.262	0.001	16321	1.0	
Aroclor-1016	2	---			0.0	2	6.857	0.015	54174	1.7	
Aroclor-1016	3	---			0.0	3	---			0.0	
Aroclor-1016	4	---			0.0	4	7.213	0.005	38235	4.8	
CollAve: <3 Quant Peaks						Col2Ave: 2.5					
Aroclor-1221	1	---			0.0	1	5.331	0.043	122610	25.0	
Aroclor-1221	2	---			0.0	2	5.570	0.056	52228	17.7	
Aroclor-1221	3	---			0.0	3	5.649	0.029	81072	8.9	
Aroclor-1221	NS	---			----	4	---			0.0	
CollAve: <3 Quant Peaks						Col2Ave: 17.2					
Aroclor-1232	1	---			0.0	1	5.649	0.031	81072	10.3	
Aroclor-1232	2	---			0.0	2	6.262	0.000	16321	2.1	
Aroclor-1232	3	---			0.0	3	6.857	0.016	54174	3.9	
Aroclor-1232	4	---			0.0	4	---			0.0	
CollAve: <3 Quant Peaks						Col2Ave: 5.4					
Aroclor-1242	1	---			0.0	1	6.262	0.002	16321	1.4	
Aroclor-1242	2	---			0.0	2	6.857	0.017	54174	2.4	
Aroclor-1242	3	---			0.0	3	---			0.0	
Aroclor-1242	4	---			0.0	4	7.961	0.006	58459	13.4	
CollAve: <3 Quant Peaks						Col2Ave: 5.7					
Aroclor-1248	1	---			0.0	1	6.857	0.023	54174	3.6	
Aroclor-1248	2	---			0.0	2	7.279	0.001	50571	5.5	
Aroclor-1248	3	---			0.0	3	7.654	0.002	76547	6.5	
Aroclor-1248	4	---			0.0	4	8.009	0.000	77752	5.1	
CollAve: <3 Quant Peaks						Col2Ave: 5.2					
Aroclor-1254	1	7.643	0.001	79176	3.4	1	8.247	0.000	78492	4.5	
Aroclor-1254	2	7.951	0.001	58800	4.0	2	8.655	0.000	64957	5.4	
Aroclor-1254	3	8.057	-0.002	109100	3.9	3	8.767	0.000	84077	3.5	
Aroclor-1254	4	8.319	-0.003	81519	2.8	4	8.931	0.001	98346	3.7	
Aroclor-1254	5	8.603	0.001	58869	3.4	5	9.321	-0.004	60675	3.6	
Total CollAve (5 peaks):				3.5	Total Col2Ave (5 peaks):				4.1	RPD = 17	
Corrected Ave (4 peaks):				3.4	Corrected Ave (4 peaks):				3.8	RPD = 13	
Aroclor-1260	1	8.991	0.001	24285	2.0	1	9.532	-0.002	28429	2.8	
Aroclor-1260	2	---			0.0	2	10.016	-0.001	31898	1.1	
Aroclor-1260	3	9.470	0.002	39616	1.3	3	10.368	-0.005	72162	10.4	
Aroclor-1260	4	9.820	0.072	65028	4.3	4	10.417	-0.001	72482	4.2	
Aroclor-1260	5	9.871	0.000	66795	8.6	NS	---			----	
Total CollAve (4 peaks):				4.0	Total Col2Ave (4 peaks):				4.6	RPD = 14	
Corrected Ave (3 peaks):				2.5	Corrected Ave (3 peaks):				2.7	RPD = 7	
Aroclor-1262	1	---			0.0	1	9.853	0.000	34838	2.0	
Aroclor-1262	2	9.470	0.003	39616	1.0	2	10.016	-0.001	31898	0.9	
Aroclor-1262	3	9.820	0.001	65028	3.8	3	10.368	-0.003	72162	4.9	
Aroclor-1262	4	9.871	0.000	66795	3.7	4	10.417	-0.001	72482	3.2	
Aroclor-1262	5	10.314	0.004	42156	3.0	5	10.888	0.001	21170	1.8	
Total CollAve (4 peaks):				2.9	Total Col2Ave (5 peaks):				2.6	RPD = 11	
Corrected Ave (3 peaks):				2.5	Corrected Ave (4 peaks):				2.0	RPD = 25	
Aroclor-1268	1	9.820	0.000	65028	1.4	1	10.368	-0.002	72162	1.9	
Aroclor-1268	2	9.871	0.001	66795	1.5	2	10.417	0.000	72482	2.1	
Aroclor-1268	3	10.133	0.002	51968	1.5	3	10.688	0.000	38012	1.5	
Aroclor-1268	4	10.653	0.009	286211	2.9	4	11.214	0.000	93817	1.2	
Total CollAve (4 peaks):				1.8	Total Col2Ave (4 peaks):				1.6	RPD = 9	
Corrected Ave (3 peaks):				1.4	Corrected Ave (3 peaks):				1.5	RPD = 4	

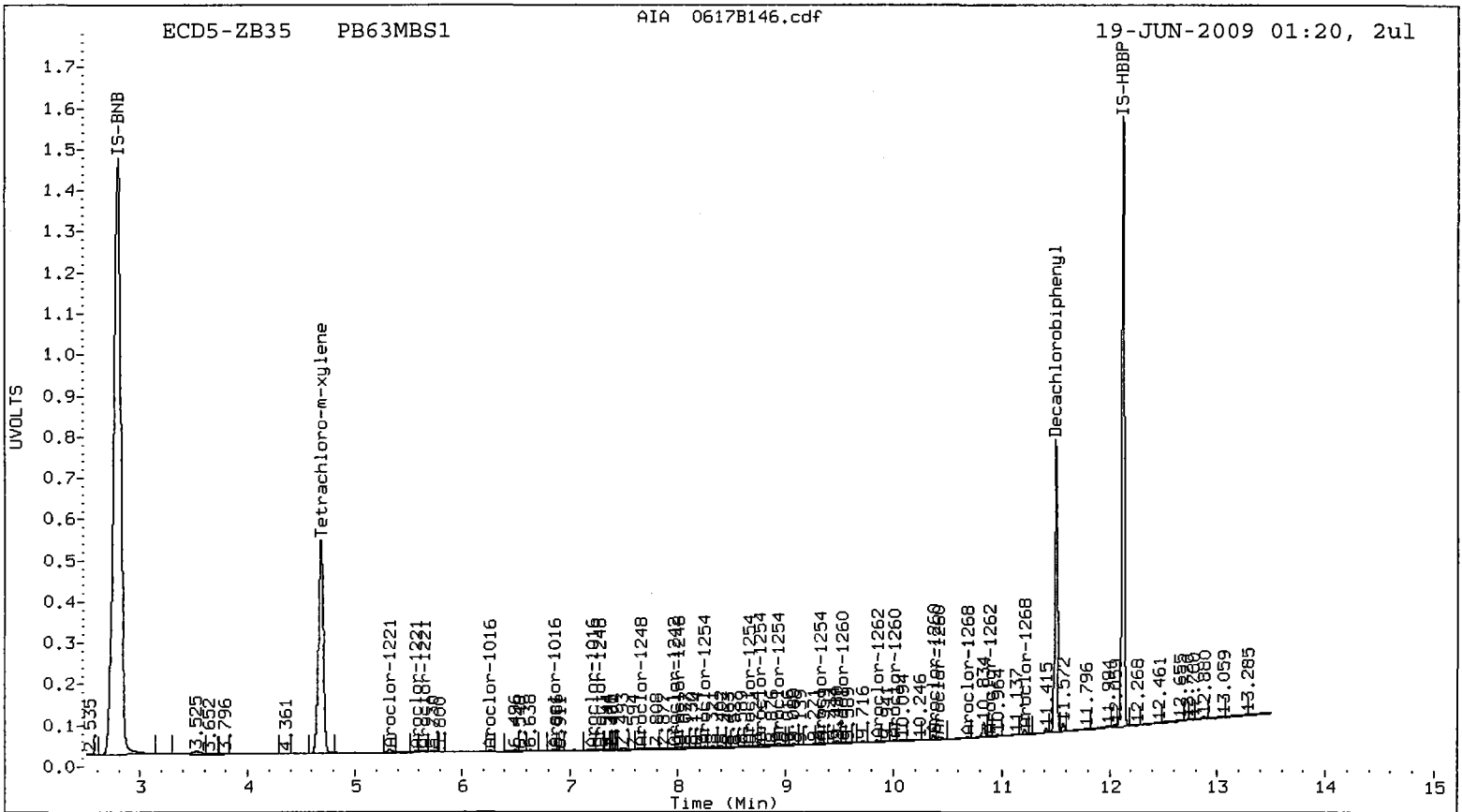
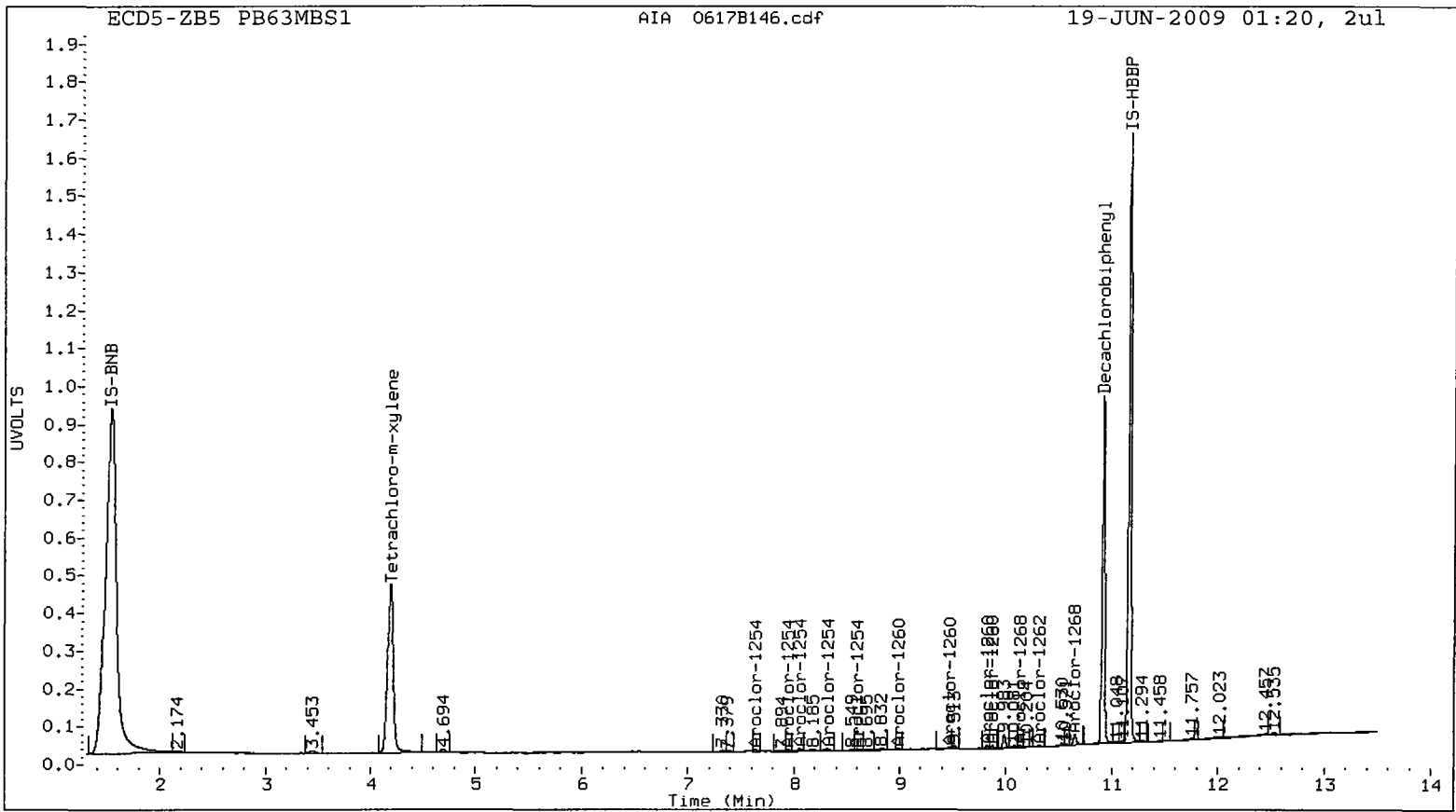
Total PCB Area Coll (4.283 - 10.814) = 2053084 Coll Total PCB = 0.0 ppm*

Total PCB Area Col2 (4.776 - 11.401) = 3232441

Col2 Total PCB = 0.0 ppm*

* Quantitated against AR1660 0.25ppm in Ical

PCB-Form 10 Mod.



ORGANICS ANALYSIS DATA SHEET

PSDDA PCB by GC/ECD

Page 1 of 1

Sample ID: 3SED5-A

MATRIX SPIKE

Lab Sample ID: PB63D

LIMS ID: 09-12945

Matrix: Sediment

Data Release Authorized: *B*

Reported: 06/22/09

QC Report No: PB63-ENVIRONMENTAL SCIENCE CORP.

Project: JELD-WEN NORD DOOR

008.0228.00017

Date Sampled: 06/05/09

Date Received: 06/05/09

Date Extracted: 06/12/09

Date Analyzed: 06/19/09 03:04

Instrument/Analyst: ECD5/PKC

GPC Cleanup: No

Sulfur Cleanup: Yes

Acid Cleanup: Yes

Florisil Cleanup: No

Sample Amount: 25.8 g-dry-wt

Final Extract Volume: 1.0 mL

Dilution Factor: 5.00

Silica Gel: Yes

Percent Moisture: 17.0%

CAS Number	Analyte	RL	Result
12674-11-2	Aroclor 1016	3.9	---
53469-21-9	Aroclor 1242	3.9	< 3.9 U
12672-29-6	Aroclor 1248	3.9	< 3.9 U
11097-69-1	Aroclor 1254	3.9	< 3.9 U
11096-82-5	Aroclor 1260	3.9	---
11104-28-2	Aroclor 1221	3.9	< 3.9 U
11141-16-5	Aroclor 1232	3.9	< 3.9 U

Reported in $\mu\text{g}/\text{kg}$ (ppb)

PCB Surrogate Recovery

Decachlorobiphenyl	107%
Tetrachlorometaxylene	58.4%

Analytical Resources Inc.
Dual Column PCB Quantitation Report

PC
6/22/09

Data file 1: 20090618.B/0618-1.b/0617B152.d
Data file 2: 20090618.B/0618-2.b/0617B152.d
Method: /chem2/ecd5.i/20090618.B/PCB1.m
Compound Sublist: PCB
Instrument, Inj. Vol.: ecd5.i, 2ul
Quant Method: Internal Std

ARI ID: PB63DMS
Client ID: 3SED5-A MS
Injection Date: 19-JUN-2009 03:04
Report Date: 06/19/2009 15:19
Matrix: SOIL
Dilution Factor: 5.000

RT	ZB5 Col Shift Response	ZB35 Col Shift Response	ZB5 on col	ZB35 on col	RPD	Compound/Flag
4.188	0.005 1966708	4.682 0.006 1570773	4.7	4.3	9.3	Tetrachloro-m-xylene
10.918	0.005 1800211	11.503 0.002 1159517	8.6	6.8	23.1	Decachlorobiphenyl

* Indicates RPD > 40%
M Indicates Column 1 peak was manually integrated
N Indicates Column 2 peak was manually integrated

SURROGATE PERCENT RECOVERY

SURROGATE	Col1	Col2
Tetrachloro-m-xylene	58.4	53.2
Decachlorobiphenyl	107.2	85.0

INTERNAL STANDARD SUMMARY

Standard Cpnd	Column 1		%D
	Standard Area*	Sample Area	
Bromo-Nitrobenzene	30797009	28227703	-8.3
Hexabromobiphenyl	12091267	9648794	-20.2

Standard Cpnd	Column 2		%D
	Standard Area*	Sample Area	
Bromo-Nitrobenzene	31223103	27995504	-10.3
Hexabromobiphenyl	11173293	9238760	-17.3

* Standard Areas taken from Initial Cal Level 3
Initial Calibration Date: 18-JUN-2009
<- Indicates standard response outside Limits (-50 to +100%)

ZB5 Col					ZB35 Col					
Aroclor	Peak#	RT	Shift	Area	Amount	Peak#	RT	Shift	Area	Amount
Aroclor-1016	1	5.701	0.000	473527	50.8	1	6.263	0.002	766149	59.9
Aroclor-1016	2	6.077	0.002	1582532	54.4	2	6.844	0.001	1666057	64.1
Aroclor-1016	3	6.221	0.002	625717	50.7	3	7.045	0.001	627991	61.3
Aroclor-1016	4	6.326	0.000	449023	52.4	4	7.209	0.001	403731	61.7
Total CollAve (4 peaks):				52.1		Total Col2Ave (4 peaks):				61.7 RPD = 17
Corrected Ave (3 peaks):				51.3		Corrected Ave (3 peaks):				61.0 RPD = 17
Aroclor-1221	1	4.464	-0.064	35075	8.8	1	5.293	0.005	170375	42.3
Aroclor-1221	2	4.692	0.000	78077	27.4	2	5.563	0.049	426146	175.8
Aroclor-1221	3	4.788	-0.001	375442	38.8	3	5.653	0.033	14896438	1995.7
Aroclor-1221	NS	---	---	---	---	4	7.045	0.000	627991	657.4
Total CollAve (3 peaks):				25.0		Total Col2Ave (4 peaks):				717.8 RPD = 187*
Corrected Ave: < 3 Peaks						Corrected Ave (3 peaks):				291.8
Aroclor-1232	1	4.788	0.003	375442	46.1	1	5.653	0.035	14896438	2299.8
Aroclor-1232	2	5.701	0.003	473527	112.6	2	6.263	0.001	766149	122.2
Aroclor-1232	3	6.077	0.003	1582532	125.7	3	6.844	0.003	1666057	144.4
Aroclor-1232	4	6.221	0.003	625717	119.8	4	7.045	0.003	627991	140.2
Total CollAve (4 peaks):				101.1		Total Col2Ave (4 peaks):				676.6 RPD = 148*
Corrected Ave (3 peaks):				92.8		Corrected Ave (3 peaks):				135.6 RPD = 37
Aroclor-1242	1	5.701	0.001	473527	67.5	1	6.263	0.003	766149	81.6
Aroclor-1242	2	6.077	0.003	1582532	73.4	2	6.844	0.004	1666057	88.9
Aroclor-1242	3	6.221	0.002	625717	68.5	3	7.045	0.002	627991	84.0
Aroclor-1242	4	7.325	0.002	127389	17.1	4	7.956	0.001	91850	25.6
Total CollAve (4 peaks):				56.6		Total Col2Ave (4 peaks):				70.0 RPD = 21
Corrected Ave (3 peaks):				51.0		Corrected Ave (3 peaks):				63.7 RPD = 22
Aroclor-1248	1	6.077	0.005	1582532	112.9	1	6.844	0.010	1666057	136.3
Aroclor-1248	2	6.541	0.002	439924	45.3	2	7.282	0.003	374635	49.3
Aroclor-1248	3	6.826	0.000	569252	51.7	3	7.654	0.002	537843	55.7
Aroclor-1248	4	7.383	0.006	540171	33.0	4	8.006	-0.003	216097	17.3
Total CollAve (4 peaks):				60.7		Total Col2Ave (4 peaks):				64.6 RPD = 6
Corrected Ave (3 peaks):				43.3		Corrected Ave (3 peaks):				40.7 RPD = 6
Aroclor-1254	1	7.644	0.001	532855	27.3	1	8.248	0.001	523036	36.8
Aroclor-1254	2	7.952	0.002	250628	20.1	2	8.656	0.001	149404	15.1
Aroclor-1254	3	8.058	0.000	681855	28.9	3	8.779	0.012	815798	41.8
Aroclor-1254	4	8.313	-0.010	1132768	45.7	4	8.952	0.021	1092088	49.8
Aroclor-1254	5	8.597	-0.004	527441	35.9	5	9.339	0.015	660578	47.4
Total CollAve (5 peaks):				31.6		Total Col2Ave (5 peaks):				38.2 RPD = 19
Corrected Ave (4 peaks):				28.1		Corrected Ave (4 peaks):				35.3 RPD = 23
Aroclor-1260	1	8.992	0.002	742070	82.3	1	9.535	0.002	619167	80.3
Aroclor-1260	2	9.220	0.002	664205	76.9	2	10.020	0.003	1888483	85.1
Aroclor-1260	3	9.470	0.002	2334493	107.3	3	10.371	-0.002	730464	137.2
Aroclor-1260	4	9.749	0.001	954926	85.8	4	10.421	0.003	1049159	79.3
Aroclor-1260	5	9.847	-0.024	2588188	453.5	NS	---	---	---	---
Total CollAve (5 peaks):				161.2		Total Col2Ave (4 peaks):				95.5 RPD = 51*
Corrected Ave (4 peaks):				88.1		Corrected Ave (3 peaks):				81.6 RPD = 8
Aroclor-1262	1	9.220	0.002	664205	52.2	1	9.856	0.003	815600	60.4
Aroclor-1262	2	9.470	0.002	2334493	76.9	2	10.020	0.003	1888483	66.2
Aroclor-1262	3	9.847	0.028	2588188	208.2	3	10.371	0.000	730464	64.9
Aroclor-1262	4	---	---	---	0.0	4	10.421	0.003	1049159	61.0
Aroclor-1262	5	10.319	0.010	1230290	118.1	5	10.895	0.008	578769	65.0
Total CollAve (4 peaks):				113.8		Total Col2Ave (5 peaks):				63.5 RPD = 57*
Corrected Ave (3 peaks):				82.4		Corrected Ave (4 peaks):				62.8 RPD = 27
Aroclor-1268	1	9.847	0.027	2588188	75.4	1	10.371	0.001	730464	24.5
Aroclor-1268	2	---	---	---	0.0	2	10.421	0.004	1049159	39.0
Aroclor-1268	3	10.153	0.022	310109	12.0	3	10.688	0.001	401088	20.0
Aroclor-1268	4	10.652	0.008	330164	4.5	4	11.225	0.011	938002	15.6
Total CollAve (3 peaks):				30.6		Total Col2Ave (4 peaks):				24.8 RPD = 21

Corrected Ave: < 3 Peaks

Corrected Ave (3 peaks): 20.0

Total PCB Area Col1 (4.283 - 10.814) = 46423757

Col1 Total PCB = 0.2 ppm*

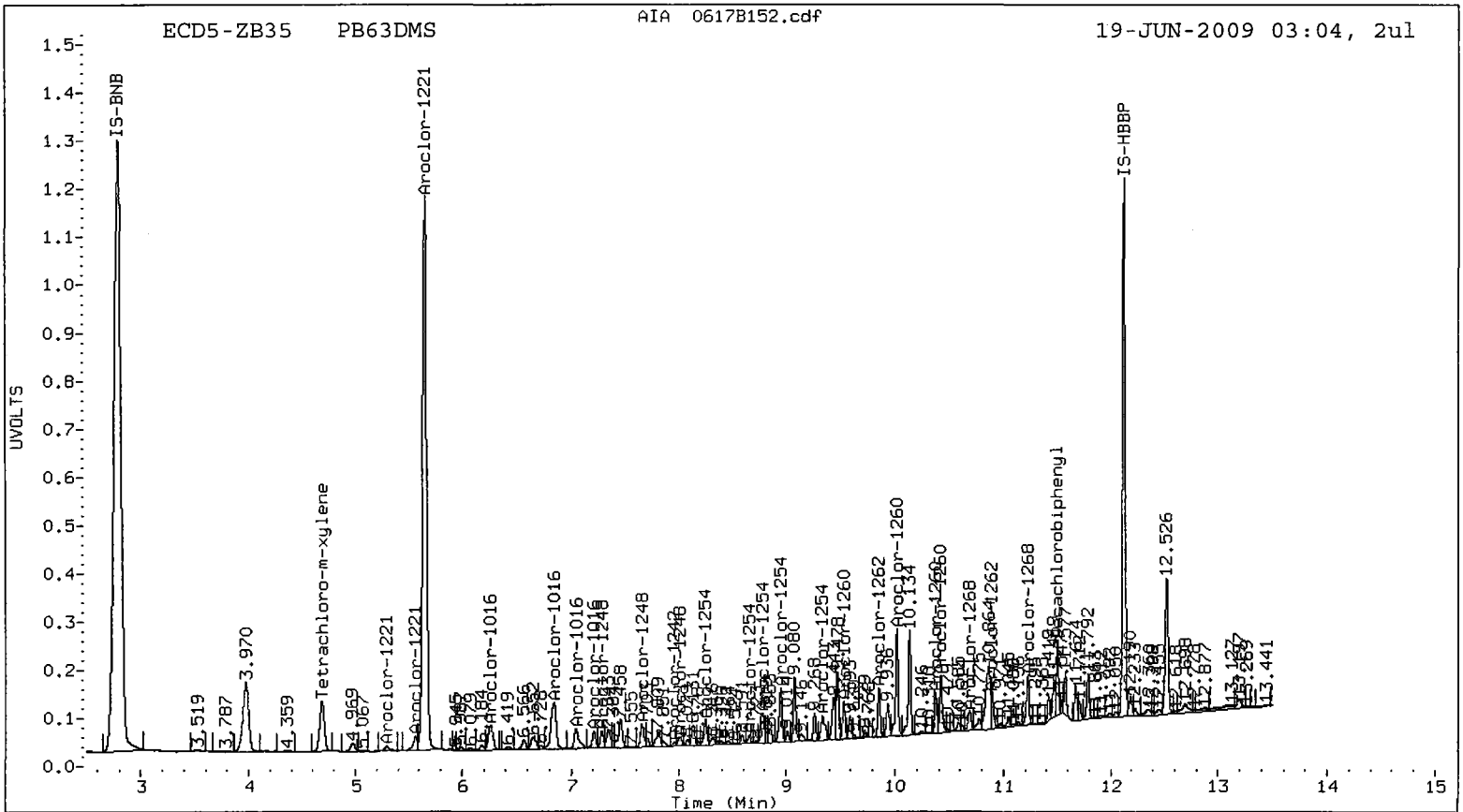
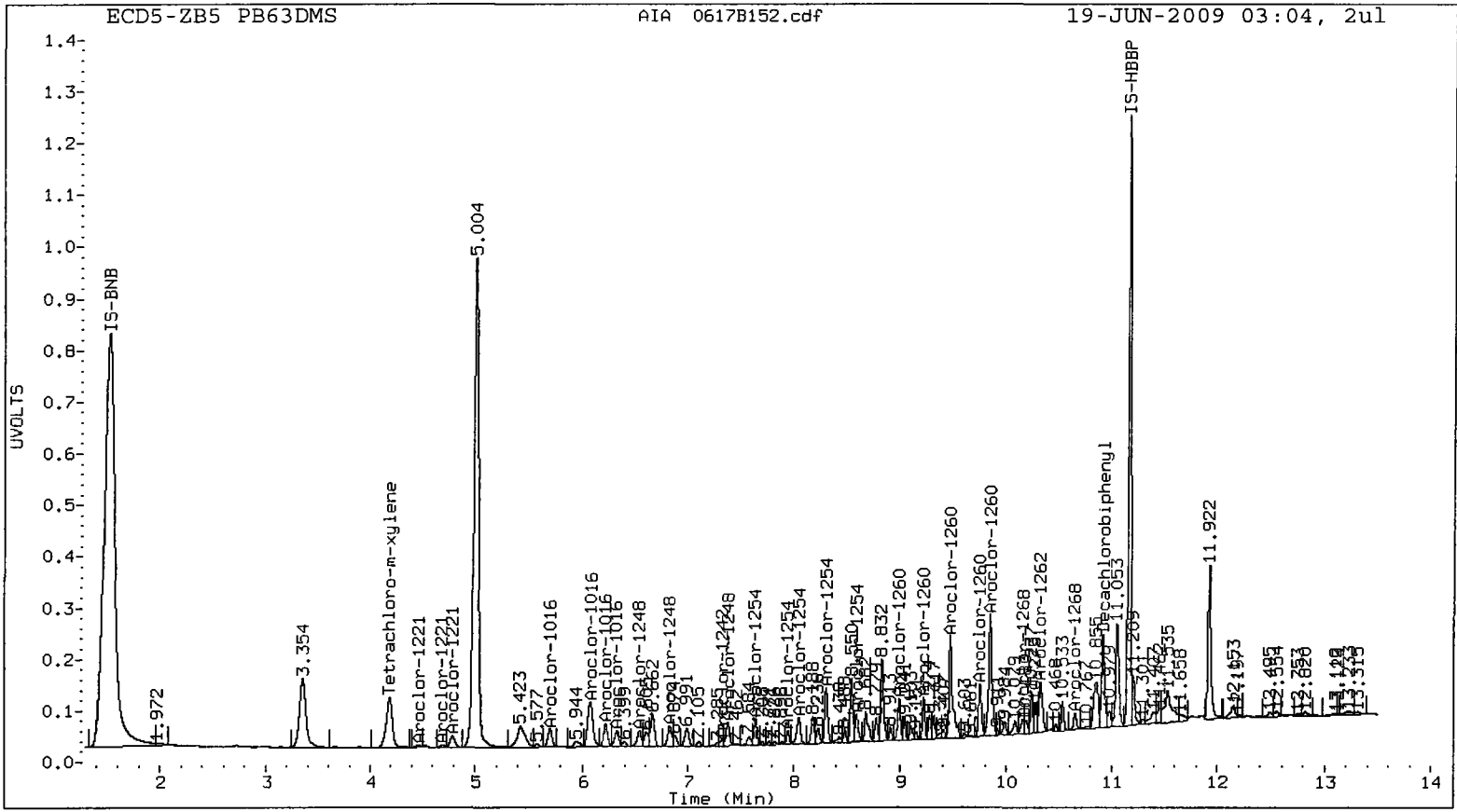
Total PCB Area Col2 (4.776 - 11.401) = 45626662

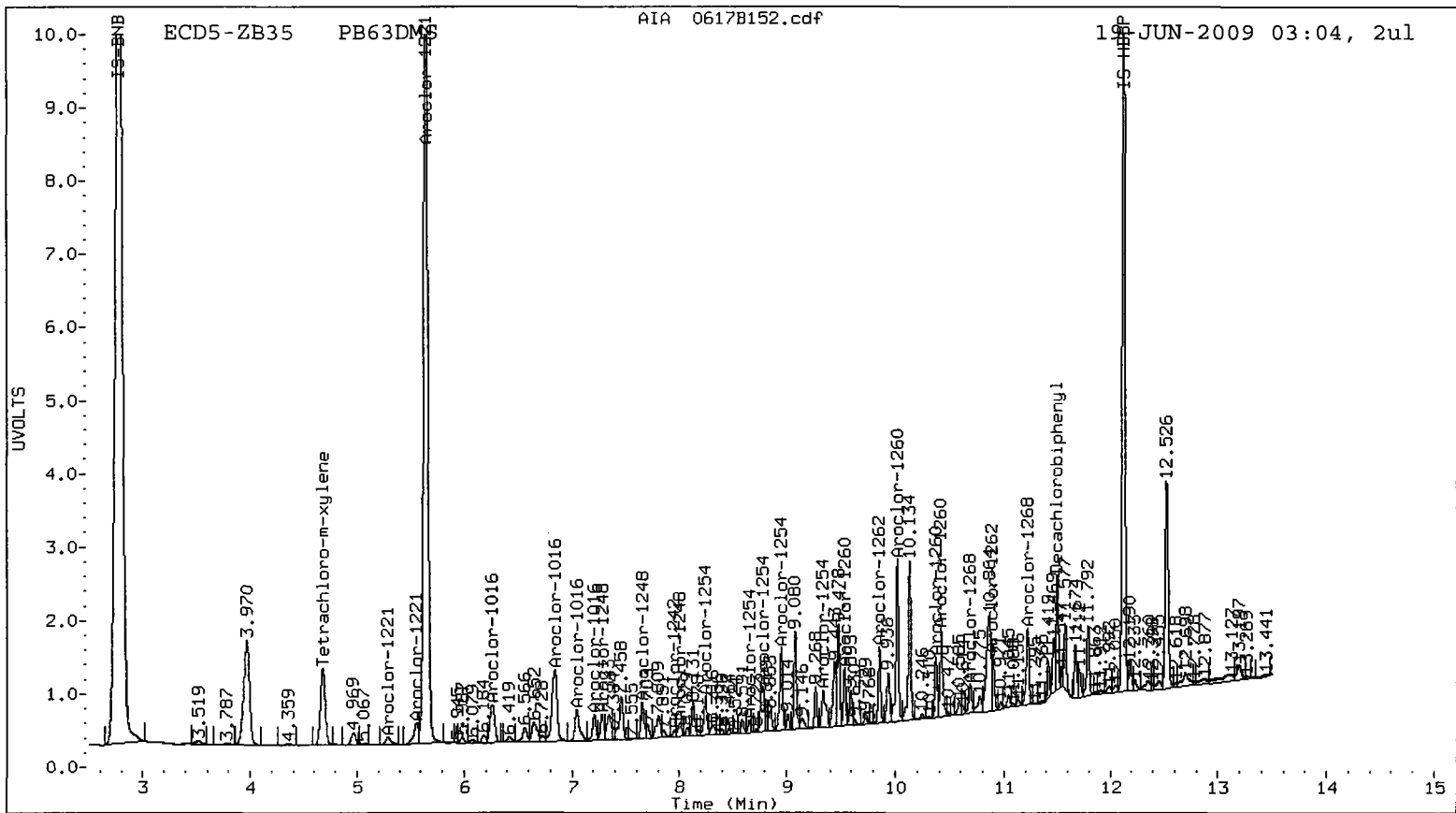
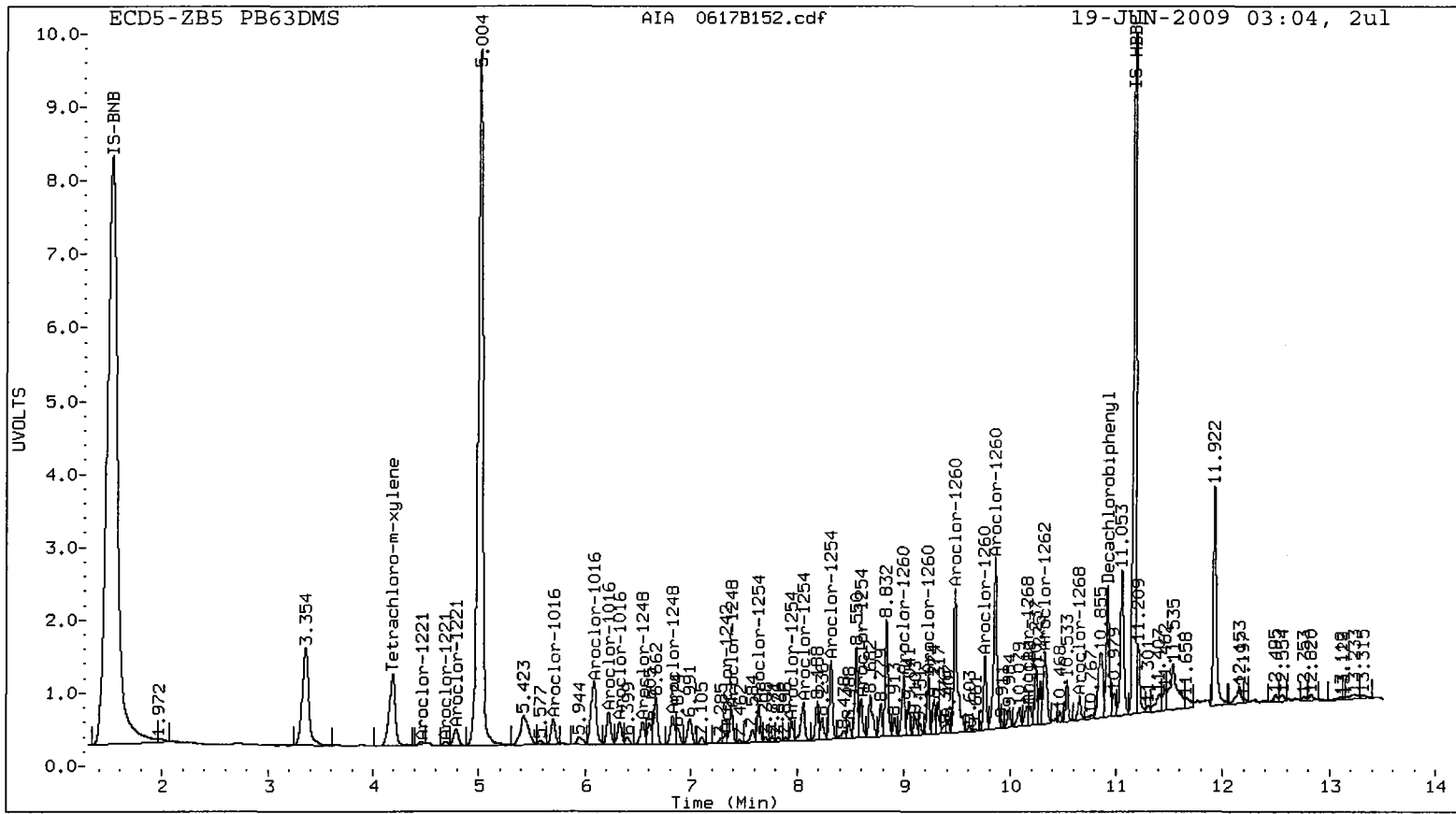
Col2 Total PCB = 0.3 ppm*

* Quantitated against AR1660 0.25ppm in Ical

PCB-Form 10 Mod.

PB63:01018





ORGANICS ANALYSIS DATA SHEET

PSDDA PCB by GC/ECD

Page 1 of 1

Sample ID: 3SED5-A

MATRIX SPIKE DUP

Lab Sample ID: PB63D

LIMS ID: 09-12945

Matrix: Sediment

Data Release Authorized: *[Signature]*

Reported: 06/22/09

QC Report No: PB63-ENVIRONMENTAL SCIENCE CORP.

Project: JELD-WEN NORD DOOR

008.0228.00017

Date Sampled: 06/05/09

Date Received: 06/05/09

Date Extracted: 06/12/09

Date Analyzed: 06/19/09 03:21

Instrument/Analyst: ECD5/PKC

GPC Cleanup: No

Sulfur Cleanup: Yes

Acid Cleanup: Yes

Florisil Cleanup: No

Sample Amount: 25.8 g-dry-wt

Final Extract Volume: 1.0 mL

Dilution Factor: 5.00

Silica Gel: Yes

Percent Moisture: 17.0%

CAS Number	Analyte	RL	Result
12674-11-2	Aroclor 1016	3.9	---
53469-21-9	Aroclor 1242	3.9	< 3.9 U
12672-29-6	Aroclor 1248	3.9	< 3.9 U
11097-69-1	Aroclor 1254	3.9	< 3.9 U
11096-82-5	Aroclor 1260	3.9	---
11104-28-2	Aroclor 1221	3.9	< 3.9 U
11141-16-5	Aroclor 1232	3.9	< 3.9 U

Reported in $\mu\text{g}/\text{kg}$ (ppb)

PCB Surrogate Recovery

Decachlorobiphenyl	112%
Tetrachlorometaxylene	61.0%

PC
6/22/09

Analytical Resources Inc.
Dual Column PCB Quantitation Report

Data file 1: 20090618.B/0618-1.b/0617B153.d
Data file 2: 20090618.B/0618-2.b/0617B153.d
Method: /chem2/ecd5.i/20090618.B/PCB1.m
Compound Sublist: PCB
Instrument, Inj. Vol.: ecd5.i, 2ul
Quant Method: Internal Std

ARI ID: PB63DMSD
Client ID: 3SED5-A MSD
Injection Date: 19-JUN-2009 03:21
Report Date: 06/19/2009 15:19
Matrix: SOIL
Dilution Factor: 5.000

ZB5 Col			ZB35 Col			ZB5	ZB35	RPD	Compound/Flag
RT	Shift	Response	RT	Shift	Response	on col	on col		
4.190	0.007	2083888	4.683	0.008	1639993	4.9	4.4	10.8	Tetrachloro-m-xylene
10.918	0.004	1848946	11.504	0.002	1257623	8.9	7.4	18.2	Decachlorobiphenyl

- * Indicates RPD > 40%
- M Indicates Column 1 peak was manually integrated
- N Indicates Column 2 peak was manually integrated

SURROGATE PERCENT RECOVERY

SURROGATE	Col1	Col2
Tetrachloro-m-xylene	61.0	54.7
Decachlorobiphenyl	111.7	93.0

INTERNAL STANDARD SUMMARY

Standard Cpnd	Column 1		%D
	Standard Area*	Sample Area	
Bromo-Nitrobenzene	30797009	28639203	-7.0
Hexabromobiphenyl	12091267	9509324	-21.4

Standard Cpnd	Column 2		%D
	Standard Area*	Sample Area	
Bromo-Nitrobenzene	31223103	28429940	-8.9
Hexabromobiphenyl	11173293	9153162	-18.1

- * Standard Areas taken from Initial Cal Level 3
Initial Calibration Date: 18-JUN-2009
- <- Indicates standard response outside Limits (-50 to +100%)

ZB5 Col

ZB35 Col

Aroclor	Peak#	RT	Shift	Area	Amount	Peak#	RT	Shift	Area	Amount	
Aroclor-1016	1	5.701	0.000	488790	51.7	1	6.262	0.001	787992	60.6	
Aroclor-1016	2	6.075	0.000	1643038	55.6	2	6.845	0.003	1750162	66.3	
Aroclor-1016	3	6.221	0.002	649810	51.9	3	7.044	0.001	646436	62.1	
Aroclor-1016	4	6.326	0.001	467409	53.8	4	7.209	0.002	422122	63.5	
Total CollAve (4 peaks):				53.3	Total Col2Ave (4 peaks):				63.2	RPD = 17	
Corrected Ave (3 peaks):				52.5	Corrected Ave (3 peaks):				62.1	RPD = 17	
Aroclor-1221	1	4.469	-0.059	47644	11.8	1	5.291	0.003	190250	46.5	
Aroclor-1221	2	4.694	0.002	83083	28.8	2	5.566	0.052	449679	182.7	
Aroclor-1221	3	4.789	0.001	397928	40.6	3	5.652	0.032	14462791	1908.0	
Aroclor-1221	NS	---	---	---	---	4	7.044	0.000	646436	666.4	
Total CollAve (3 peaks):				27.0	Total Col2Ave (4 peaks):				700.9	RPD = 185*	
Corrected Ave: < 3 Peaks					Corrected Ave (3 peaks):				298.5		
Aroclor-1232	1	4.789	0.005	397928	48.2	1	5.652	0.034	14462791	2198.7	
Aroclor-1232	2	5.701	0.003	488790	114.6	2	6.262	0.000	787992	123.8	
Aroclor-1232	3	6.075	0.001	1643038	128.7	3	6.845	0.004	1750162	149.3	
Aroclor-1232	4	6.221	0.003	649810	122.7	4	7.044	0.003	646436	142.1	
Total CollAve (4 peaks):				103.5	Total Col2Ave (4 peaks):				653.5	RPD = 145*	
Corrected Ave (3 peaks):				95.1	Corrected Ave (3 peaks):				138.4	RPD = 37	
Aroclor-1242	1	5.701	0.001	488790	68.7	1	6.262	0.003	787992	82.6	
Aroclor-1242	2	6.075	0.001	1643038	75.1	2	6.845	0.006	1750162	92.0	
Aroclor-1242	3	6.221	0.002	649810	70.1	3	7.044	0.002	646436	85.1	
Aroclor-1242	4	7.325	0.002	143017	19.0	4	7.957	0.003	88140	24.2	
Total CollAve (4 peaks):				58.2	Total Col2Ave (4 peaks):				71.0	RPD = 20	
Corrected Ave (3 peaks):				52.6	Corrected Ave (3 peaks):				64.0	RPD = 20	
Aroclor-1248	1	6.075	0.003	1643038	115.5	1	6.845	0.011	1750162	140.9	
Aroclor-1248	2	6.539	0.000	466742	47.4	2	7.281	0.002	388443	50.3	
Aroclor-1248	3	6.825	-0.001	610347	54.6	3	7.654	0.002	545827	55.7	
Aroclor-1248	4	7.382	0.006	564275	34.0	4	8.007	-0.002	211644	16.6	
Total CollAve (4 peaks):				62.9	Total Col2Ave (4 peaks):				65.9	RPD = 5	
Corrected Ave (3 peaks):				45.3	Corrected Ave (3 peaks):				40.9	RPD = 10	
Aroclor-1254	1	7.644	0.002	554028	28.0	1	8.248	0.001	532351	36.8	
Aroclor-1254	2	7.952	0.002	269269	21.3	2	8.656	0.001	166312	16.5	
Aroclor-1254	3	8.057	-0.001	712183	29.7	3	8.783	0.016	903996	45.6	
Aroclor-1254	4	8.313	-0.010	1165603	46.4	4	8.952	0.022	1251519	56.2	
Aroclor-1254	5	8.597	-0.004	541585	36.3	5	9.340	0.016	540266	38.2	
Total CollAve (5 peaks):				32.4	Total Col2Ave (5 peaks):				38.7	RPD = 18	
Corrected Ave (4 peaks):				28.8	Corrected Ave (4 peaks):				34.3	RPD = 17	
Aroclor-1260	1	8.992	0.002	744730	83.8	1	9.536	0.002	664085	87.0	
Aroclor-1260	2	9.221	0.002	699693	82.2	2	10.019	0.003	1827120	83.1	
Aroclor-1260	3	9.469	0.001	2258313	105.3	3	10.371	-0.002	757337	143.6	
Aroclor-1260	4	9.749	0.000	1006524	91.8	4	10.421	0.003	1079080	82.3	
Aroclor-1260	5	9.848	-0.023	2814473	500.4	NS	---	---	---	---	
Total CollAve (5 peaks):				172.7	Total Col2Ave (4 peaks):				99.0	RPD = 54*	
Corrected Ave (4 peaks):				90.8	Corrected Ave (3 peaks):				84.2	RPD = 8	
Aroclor-1262	1	9.221	0.003	699693	55.8	1	9.857	0.004	949996	71.0	
Aroclor-1262	2	9.469	0.002	2258313	75.4	2	10.019	0.002	1827120	64.6	
Aroclor-1262	3	9.848	0.028	2814473	229.7	3	10.371	0.000	757337	67.9	
Aroclor-1262	4	---	---	0.0	0.0	4	10.421	0.003	1079080	63.3	
Aroclor-1262	5	10.319	0.010	1283147	125.0	5	10.894	0.007	593080	67.2	
Total CollAve (4 peaks):				121.5	Total Col2Ave (5 peaks):				66.8	RPD = 58*	
Corrected Ave (3 peaks):				85.4	Corrected Ave (4 peaks):				65.8	RPD = 26	
Aroclor-1268	1	9.848	0.028	2814473	83.1	1	10.371	0.001	757337	25.6	
Aroclor-1268	2	---	---	0.0	0.0	2	10.421	0.004	1079080	40.5	
Aroclor-1268	3	10.152	0.022	377681	14.8	3	10.688	0.001	380005	19.1	
Aroclor-1268	4	10.652	0.008	421813	5.8	4	11.225	0.011	1037830	17.4	
Total CollAve (3 peaks):				34.6	Total Col2Ave (4 peaks):				25.7	RPD = 30	

Corrected Ave: < 3 Peaks

Corrected Ave (3 peaks): 20.7

Total PCB Area Col1 (4.283 - 10.814) = 48165839

Col1 Total PCB = 0.2 ppm*

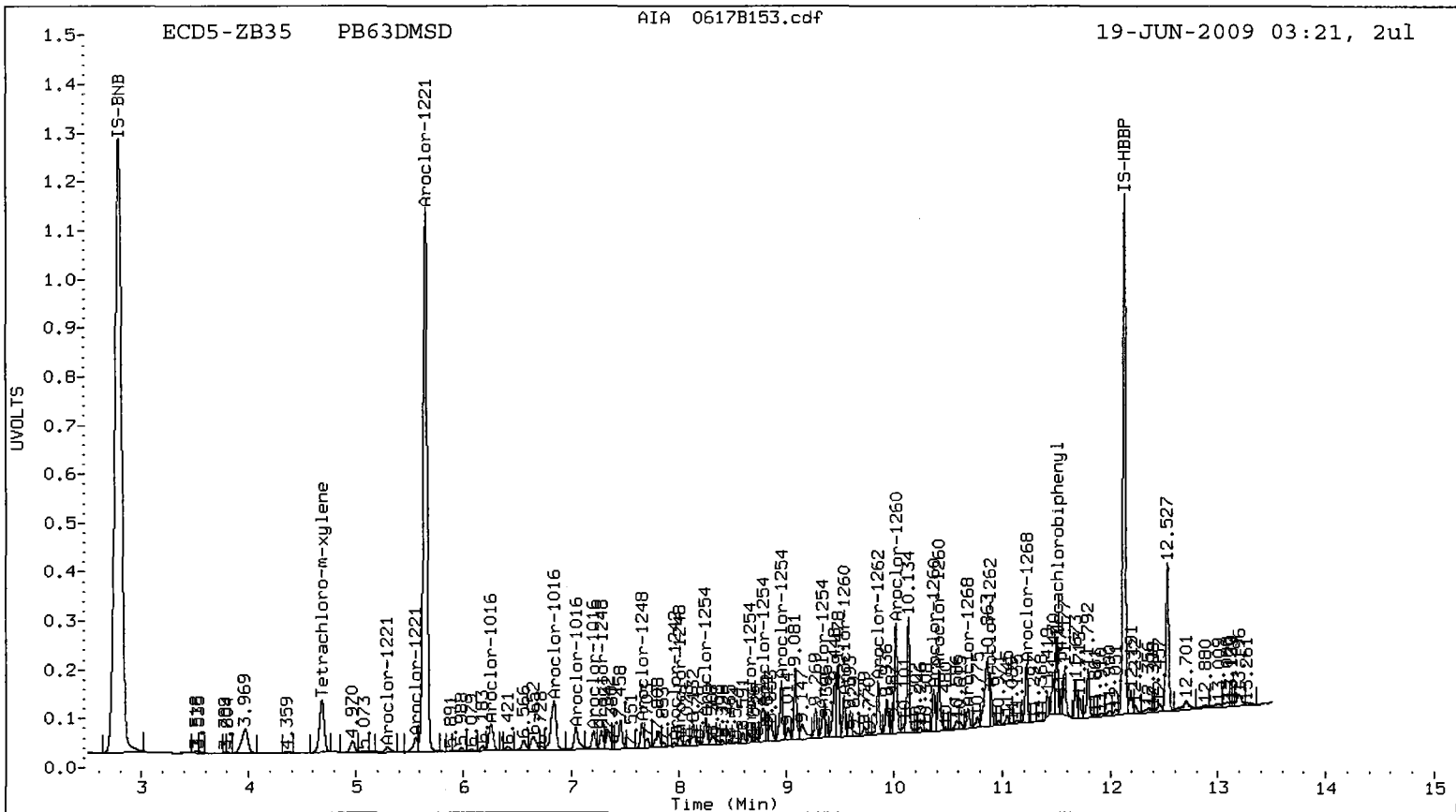
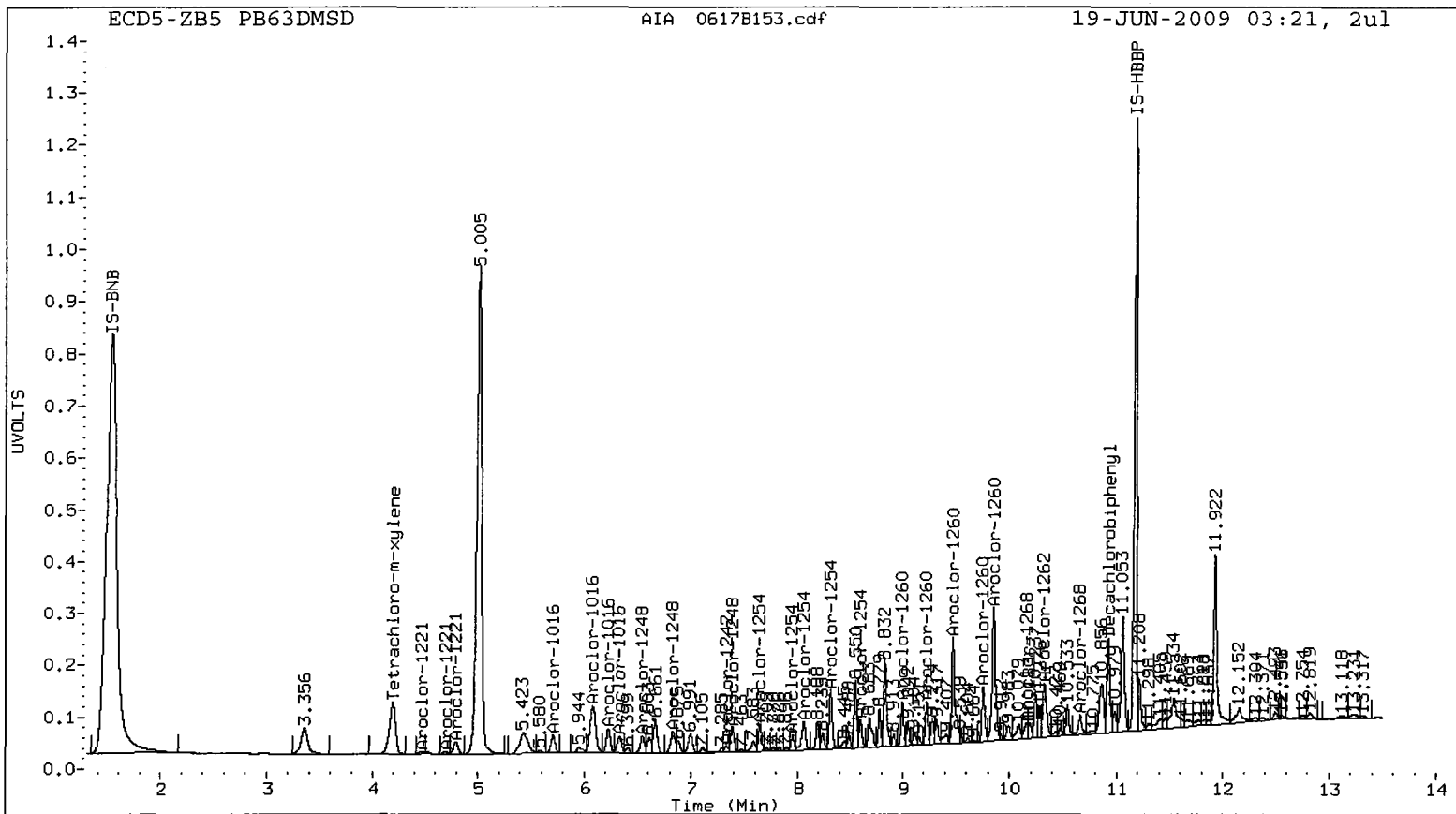
Total PCB Area Col2 (4.776 - 11.401) = 47953209

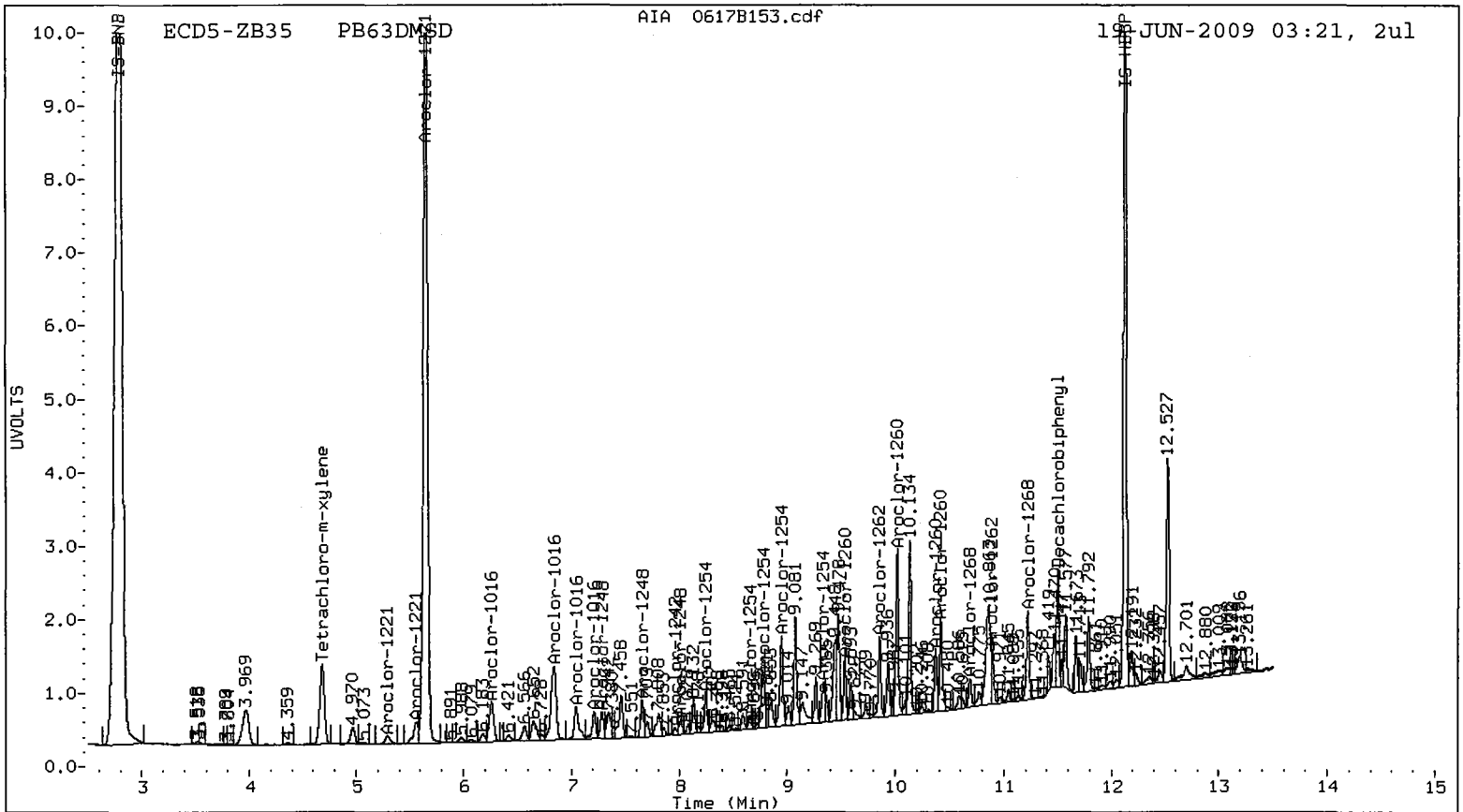
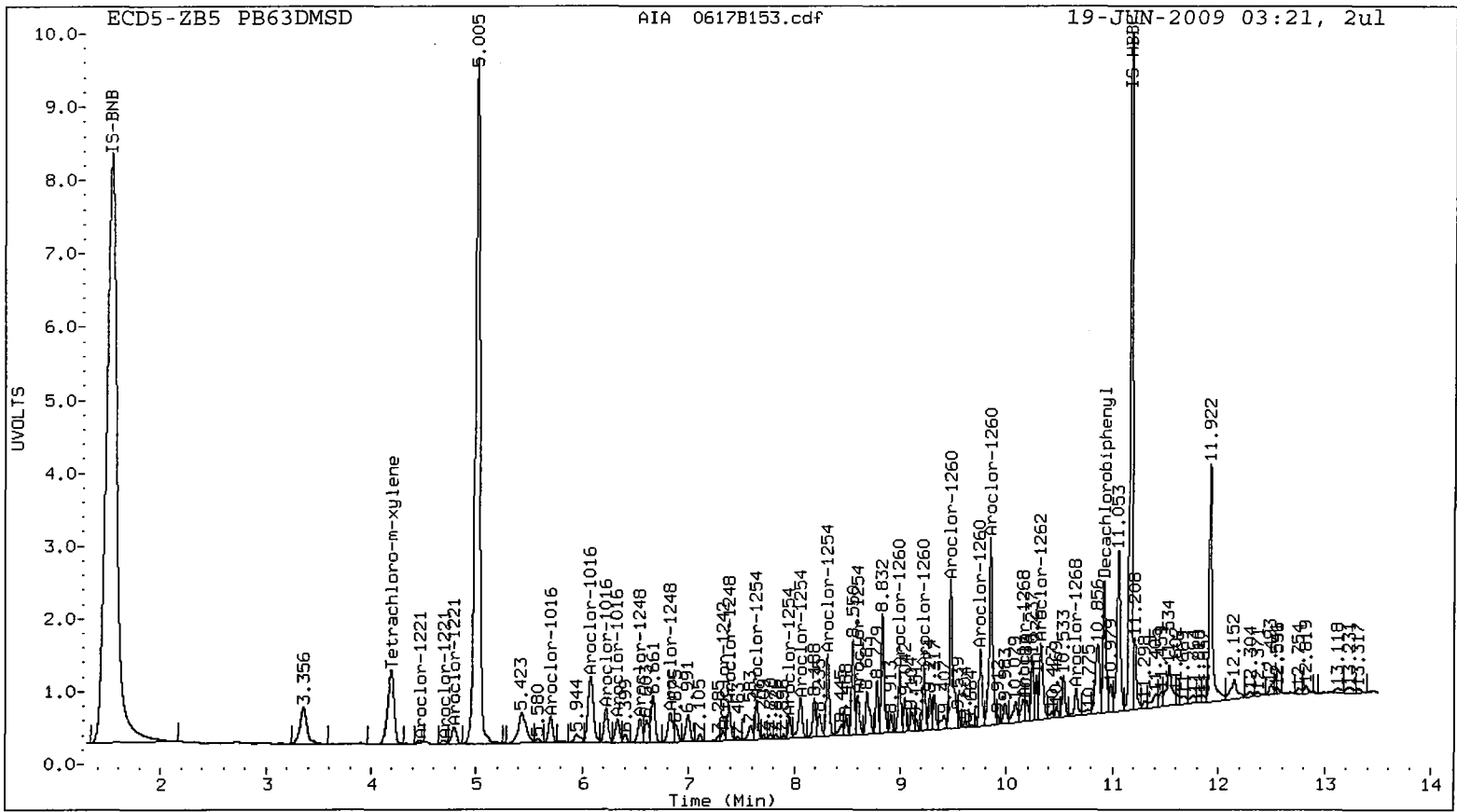
Col2 Total PCB = 0.3 ppm*

* Quantitated against AR1660 0.25ppm in Ical

PCB-Form 10 Mod.

P563 : 01024





PL
6/22/09

Analytical Resources Inc.
Dual Column PCB Quantitation Report

Data file 1: 20090618.B/0618-1.b/0617B147.d
Data file 2: 20090618.B/0618-2.b/0617B147.d
Method: /chem2/ecd5.i/20090618.B/PCB1.m
Compound Sublist: PCB
Instrument, Inj. Vol.: ecd5.i, 2ul
Quant Method: Internal Std

ARI ID: PB63LCSW1
Client ID:
Injection Date: 19-JUN-2009 01:38
Report Date: 06/19/2009 15:18
Matrix: SOIL
Dilution Factor: 1.000

ZB5 Col			ZB35 Col			ZB5	ZB35	RPD	Compound/Flag
RT	Shift	Response	RT	Shift	Response	on col	on col		
4.192	0.010	10174306	4.684	0.008	9609324	19.9	20.5	2.6	Tetrachloro-m-xylene
10.916	0.002	9146162	11.502	0.001	6803747	30.2	28.8	4.9	Decachlorobiphenyl

- * Indicates RPD > 40%
- M Indicates Column 1 peak was manually integrated
- N Indicates Column 2 peak was manually integrated

SURROGATE PERCENT RECOVERY

SURROGATE	Col1	Col2
Tetrachloro-m-xylene	49.9	51.2
Decachlorobiphenyl	75.6	71.9

INTERNAL STANDARD SUMMARY

Standard Cpnd	Column 1		%D
	Standard Area*	Sample Area	
Bromo-Nitrobenzene	30797009	34183626	11.0
Hexabromobiphenyl	12091267	13905650	15.0

Standard Cpnd	Column 2		%D
	Standard Area*	Sample Area	
Bromo-Nitrobenzene	31223103	35603965	14.0
Hexabromobiphenyl	11173293	12813886	14.7

- * Standard Areas taken from Initial Cal Level 3
Initial Calibration Date: 18-JUN-2009
- <- Indicates standard response outside Limits (-50 to +100%)

ZB5 Col

ZB35 Col

Aroclor	Peak#	RT	Shift	Area	Amount	Peak#	RT	Shift	Area	Amount	
Aroclor-1016	1	5.703	0.002	3338577	296.0	1	6.262	0.001	4528564	278.3	
Aroclor-1016	2	6.077	0.002	10705907	303.6	2	6.842	0.000	9908183	299.9	
Aroclor-1016	3	6.221	0.003	4518795	302.6	3	7.044	0.001	3897371	299.1	
Aroclor-1016	4	6.327	0.002	3157551	304.5	4	7.209	0.002	2592625	311.4	
Total CollAve (4 peaks):				301.7	Total Col2Ave (4 peaks):				297.2	RPD = 1	
Corrected Ave (3 peaks):				300.7	Corrected Ave (3 peaks):				292.4	RPD = 3	
Aroclor-1221	1	4.529	0.001	474569	98.3	1	5.291	0.003	511564	99.8	
Aroclor-1221	2	4.696	0.004	600396	174.3	2	5.517	0.003	436824	141.7	
Aroclor-1221	3	4.790	0.002	2319980	198.1	3	5.621	0.002	2095157	220.7	
Aroclor-1221	NS	---		---	---	4	7.044	0.000	3897371	3208.1	
Total CollAve (3 peaks):				156.9	Total Col2Ave (4 peaks):				917.6	RPD = 142*	
Corrected Ave: < 3 Peaks					Corrected Ave (3 peaks):				154.1		
Aroclor-1232	1	4.790	0.006	2319980	235.3	1	5.621	0.003	2095157	254.3	
Aroclor-1232	2	5.703	0.005	3338577	655.5	2	6.262	0.000	4528564	568.1	
Aroclor-1232	3	6.077	0.003	10705907	702.5	3	6.842	0.001	9908183	675.1	
Aroclor-1232	4	6.221	0.003	4518795	714.7	4	7.044	0.003	3897371	683.9	
Total CollAve (4 peaks):				577.0	Total Col2Ave (4 peaks):				545.4	RPD = 6	
Corrected Ave (3 peaks):				531.1	Corrected Ave (3 peaks):				499.2	RPD = 6	
Aroclor-1242	1	5.703	0.002	3338577	393.0	1	6.262	0.003	4528564	379.2	
Aroclor-1242	2	6.077	0.003	10705907	410.0	2	6.842	0.003	9908183	415.7	
Aroclor-1242	3	6.221	0.002	4518795	408.3	3	7.044	0.002	3897371	409.7	
Aroclor-1242	4	7.326	0.002	689894	76.6	4	7.957	0.002	408913	89.7	
Total CollAve (4 peaks):				322.0	Total Col2Ave (4 peaks):				323.6	RPD = 0	
Corrected Ave (3 peaks):				292.7	Corrected Ave (3 peaks):				292.9	RPD = 0	
Aroclor-1248	1	6.077	0.005	10705907	630.5	1	6.842	0.008	9908183	637.1	
Aroclor-1248	2	6.540	0.001	2824498	240.4	2	7.282	0.003	2062701	213.3	
Aroclor-1248	3	6.827	0.001	3326661	249.3	3	7.654	0.001	3296207	268.4	
Aroclor-1248	4	7.383	0.006	2802868	141.4	4	8.007	-0.002	1121241	70.4	
Total CollAve (4 peaks):				315.4	Total Col2Ave (4 peaks):				297.3	RPD = 6	
Corrected Ave (3 peaks):				210.4	Corrected Ave (3 peaks):				184.0	RPD = 13	
Aroclor-1254	1	7.643	0.001	3037381	128.7	1	8.248	0.002	2340343	129.3	
Aroclor-1254	2	7.951	0.001	658995	43.7	2	8.656	0.001	600982	47.7	
Aroclor-1254	3	8.054	-0.005	2785554	97.4	3	8.785	0.018	3987654	160.6	
Aroclor-1254	4	8.312	-0.011	6670061	222.4	4	8.952	0.021	5882235	211.0	
Aroclor-1254	5	8.595	-0.007	2719150	152.8	5	9.340	0.016	3445348	194.5	
Total CollAve (5 peaks):				129.0	Total Col2Ave (5 peaks):				148.6	RPD = 14	
Corrected Ave (4 peaks):				105.6	Corrected Ave (4 peaks):				133.0	RPD = 23	
Aroclor-1260	1	8.991	0.000	4981749	383.2	1	9.534	0.001	3918372	366.6	
Aroclor-1260	2	9.219	0.000	4708861	378.2	2	10.018	0.001	11189206	363.7	
Aroclor-1260	3	9.468	0.000	13224298	421.8	3	10.369	-0.004	4026003	545.2	
Aroclor-1260	4	9.749	0.000	5984585	373.2	4	10.419	0.001	6597697	359.6	
Aroclor-1260	5	9.871	0.000	3088485	375.5	NS	---		---	---	
Total CollAve (5 peaks):				386.4	Total Col2Ave (4 peaks):				408.8	RPD = 6	
Corrected Ave (4 peaks):				377.5	Corrected Ave (3 peaks):				363.3	RPD = 4	
Aroclor-1262	1	9.219	0.001	4708861	256.6	1	9.855	0.002	4821071	257.4	
Aroclor-1262	2	9.468	0.000	13224298	302.1	2	10.018	0.001	11189206	282.6	
Aroclor-1262	3	9.821	0.002	2587722	144.4	3	10.369	-0.002	4026003	257.8	
Aroclor-1262	4	9.871	0.001	3088485	161.6	4	10.419	0.001	6597697	276.7	
Aroclor-1262	5	10.311	0.001	3276904	218.3	5	10.887	0.000	2340227	189.4	
Total CollAve (5 peaks):				216.6	Total Col2Ave (5 peaks):				252.8	RPD = 15	
Corrected Ave (4 peaks):				195.2	Corrected Ave (4 peaks):				245.3	RPD = 23	
Aroclor-1268	1	9.821	0.001	2587722	52.3	1	10.369	-0.001	4026003	97.4	
Aroclor-1268	2	9.871	0.002	3088485	64.8	2	10.419	0.002	6597697	177.0	
Aroclor-1268	3	10.147	0.016	1446844	38.9	3	10.688	0.001	175405	6.3	
Aroclor-1268	4	10.647	0.003	1209784	11.5	4	11.212	-0.002	1103201	13.2	
Total CollAve (4 peaks):				41.9	Total Col2Ave (4 peaks):				73.5	RPD = 55*	

Corrected Ave (3 peaks): 34.2 Corrected Ave (3 peaks): 39.0 RPD = 13

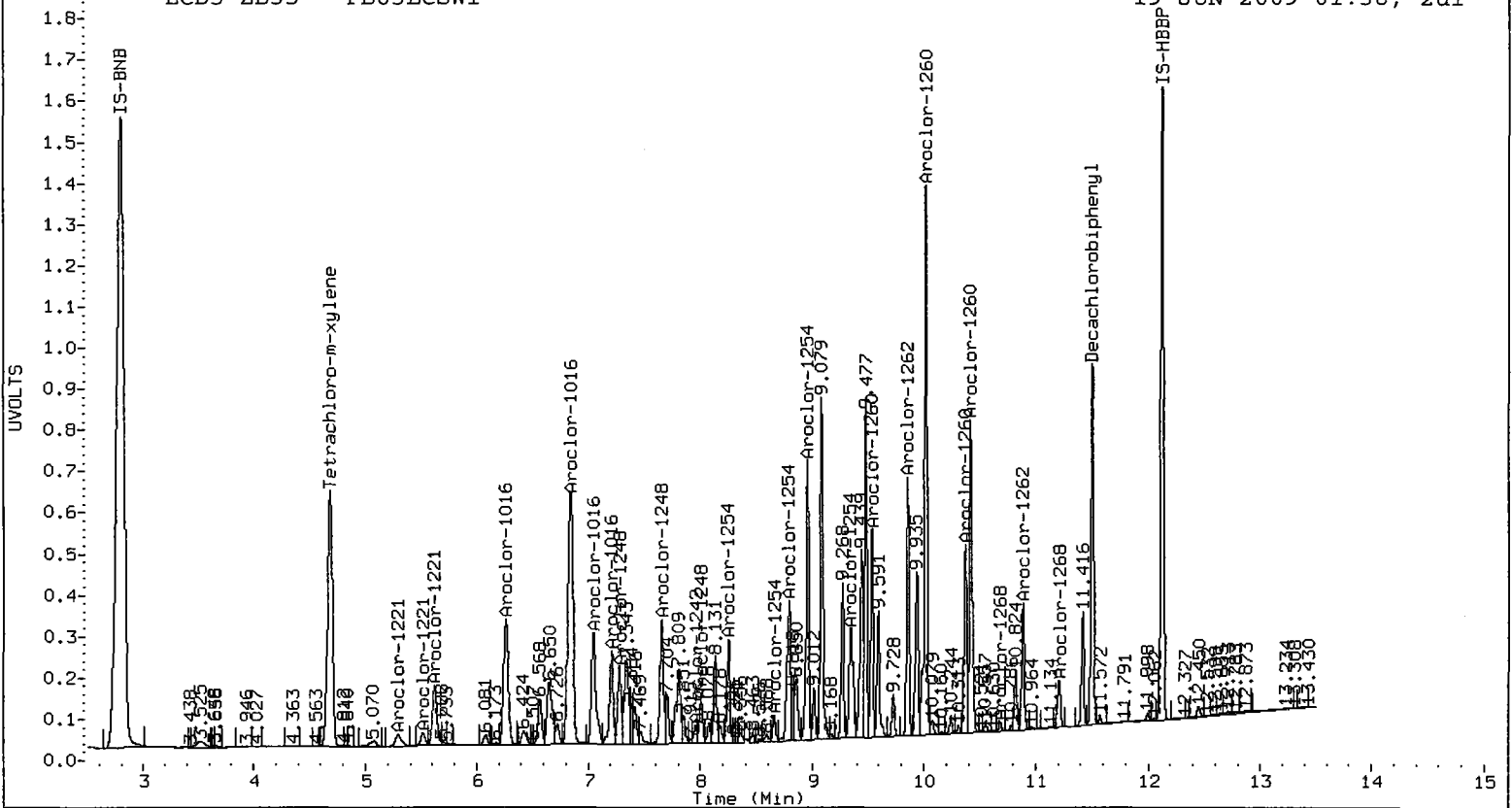
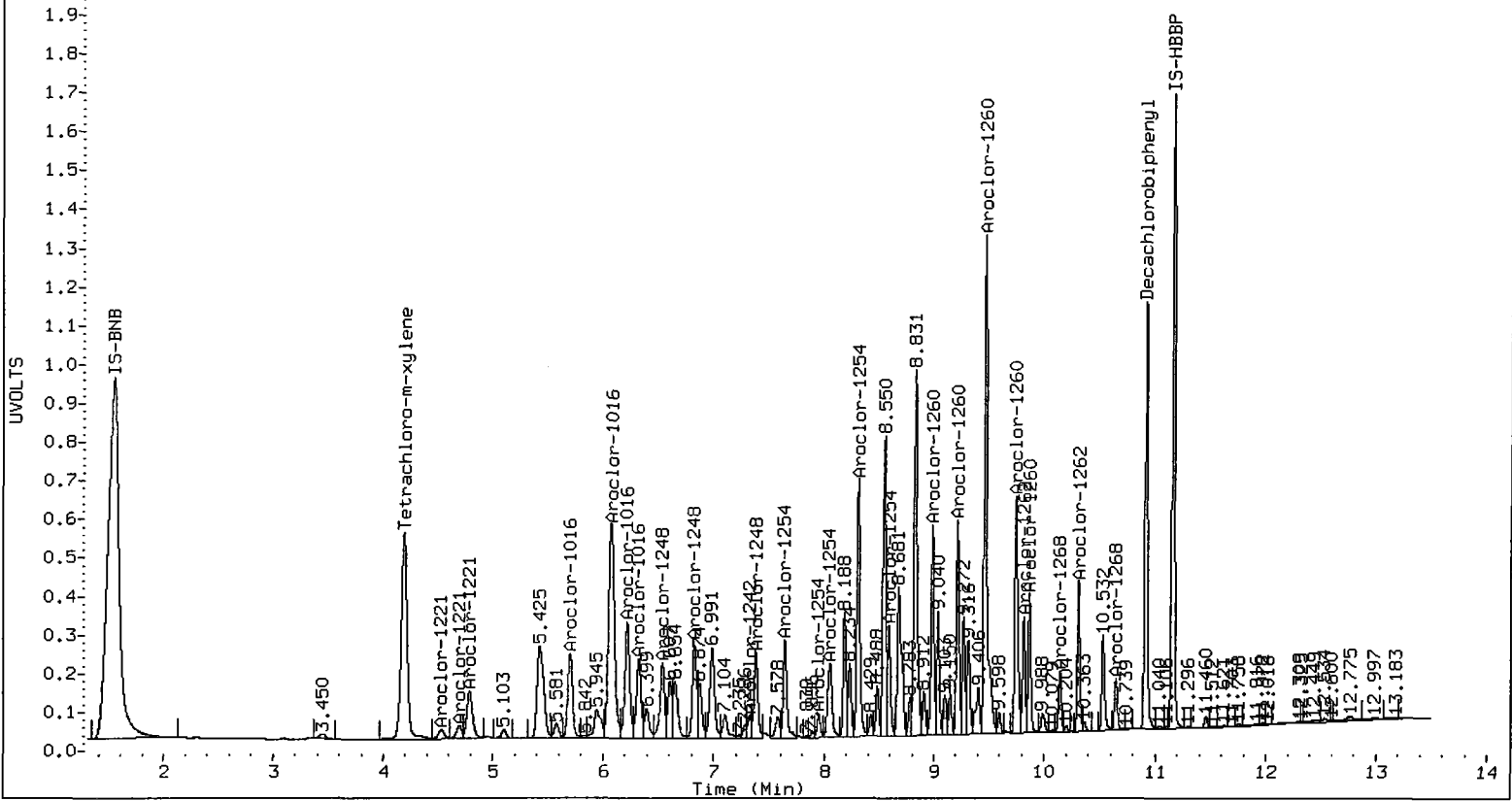
Total PCB Area Col1 (4.283 - 10.814) = 157880846 Col1 Total PCB = 0.6 ppm*

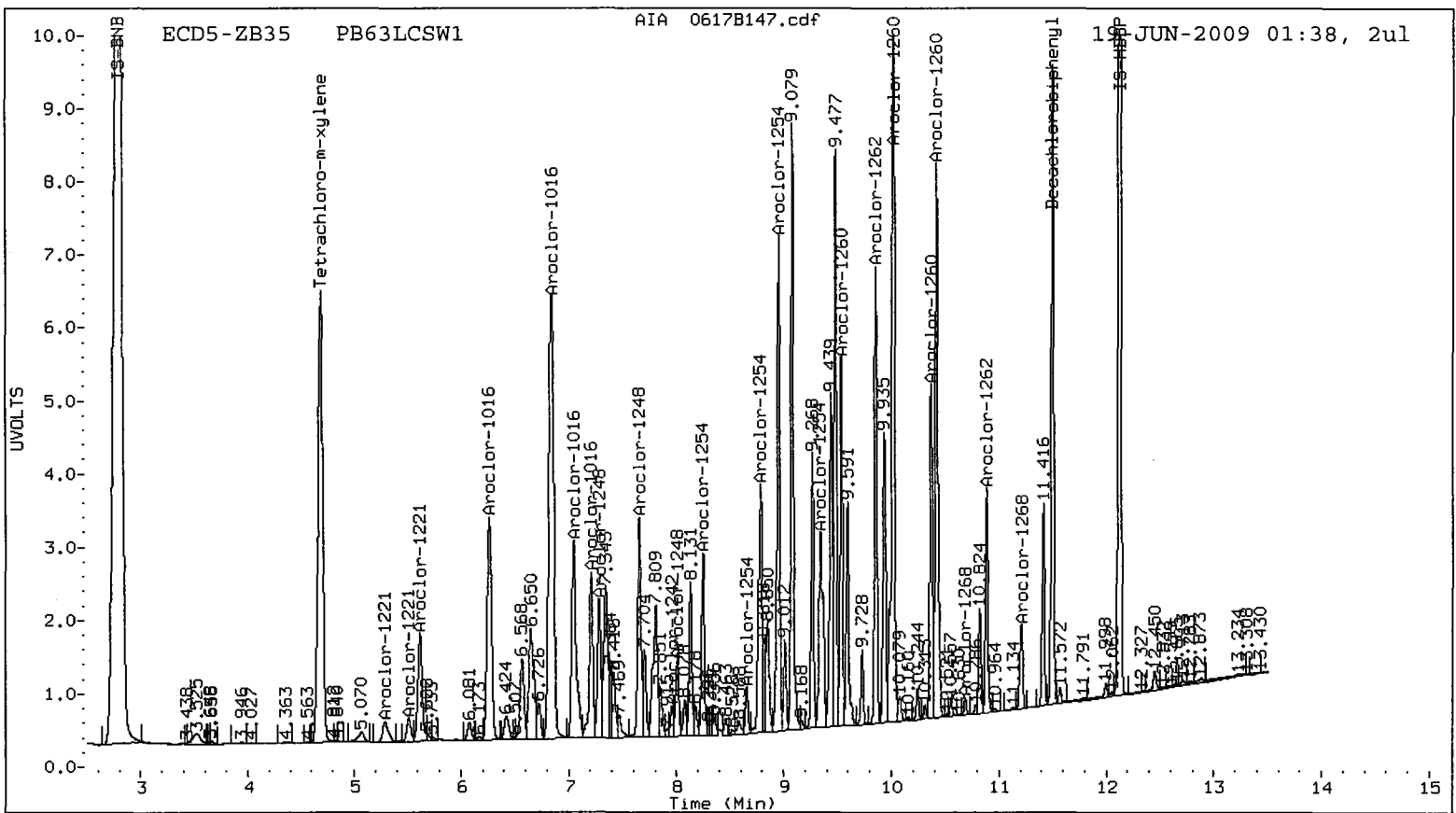
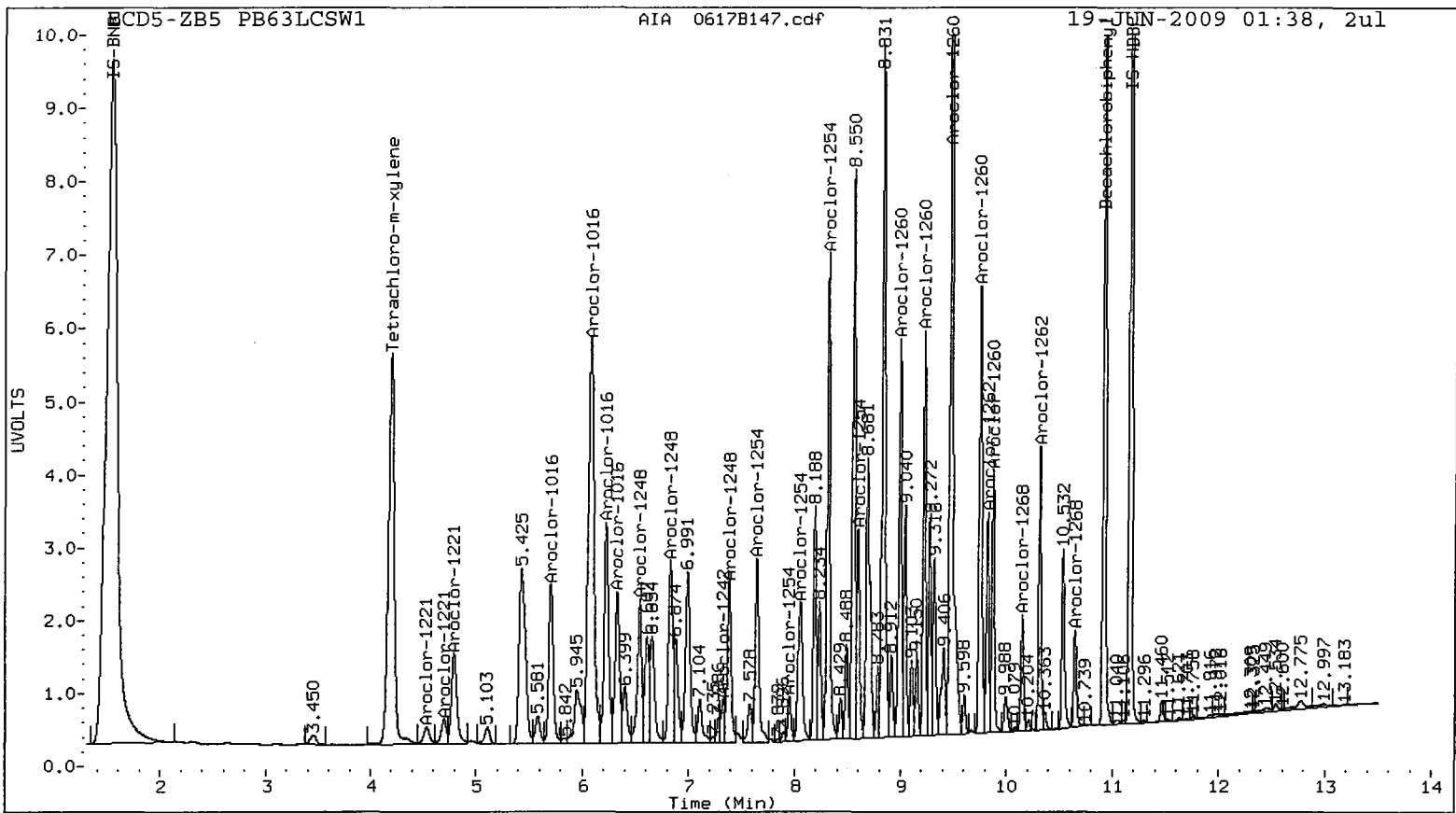
Total PCB Area Col2 (4.776 - 11.401) = 132899362 Col2 Total PCB = 0.6 ppm*

* Quantitated against AR1660 0.25ppm in Ical

PCB-Form 10 Mod.

PB63:01029





PCB Analysis
Extraction Bench Sheets/Run Logs

prepared
for

ENVIROMENTAL SCIENCE CORP.

Project: JELD-WEN NORD DOOR, 008.0228.00017

ARI JOB NO: PB63

prepared
by

Analytical Resources, Inc.



Preparation Test PCB # 7

ARI Job No(s) PB63

PSDDA (4 ppb)

Batch set up by: SP

ARI Sample I.D.	Verify Client ID	Volume Extracted	KD Exchange To Hexane (X 2)	Turbo Vap	(REQ) Acid Clean (1:1)	(REQ) Sulfur Clean (1:1)	(REQ) Silica Gel Clean (1:1)	Turbo Vap	Final Effective Volume	Volume to Lab	Comments
<u>PB63</u> MBS	Date <u>6/10/09</u>	25.00g		<u>123</u>	<u>(Y)</u> 4mL	<u>(Y)</u> 4mL	<u>(Y)</u> N 1.0mL	<u>123</u>	1mL	1mL	10g Actual Weight
↓ SBS	↓	↓		↓	↓	↓	↓	↓	↓	↓	↓
↓ SBS Dup		↓		↓	↓	↓	↓	↓	↓	↓	↓
<u>5</u> <u>PB63</u> A	<u>Verified</u>	<u>41.20g</u>		↓	↓	↓	↓	↓	↓	↓	
<u>6</u> B		<u>65.14g</u>		↓	↓	↓	↓	↓	↓	↓	
<u>4</u> C		<u>52.36g</u>		↓	↓	↓	↓	↓	↓	↓	
<u>6</u> D		<u>31.68g</u>		↓	↓	↓	↓	↓	↓	↓	
↓ Dms		<u>31.12g</u>		↓	↓	↓	↓	↓	↓	↓	
↓ DmsD		<u>31.10g</u>		↓	↓	↓	↓	↓	↓	↓	
<u>4</u> E		<u>39.62g</u>		↓	↓	↓	↓	↓	↓	↓	
<u>5</u> F		<u>39.26g</u>		↓	↓	↓	↓	↓	↓	↓	
<u>6</u> G		<u>30.36g</u>		↓	↓	↓	↓	↓	↓	↓	
<u>5</u> H		<u>48.64g</u>		↓	↓	↓	↓	↓	↓	↓	
<u>4</u> I		<u>42.88g</u>		↓	↓	↓	↓	↓	↓	↓	

Analyst/Date: PD 6-12-09

6/15/09 SP/15/09

Standard Surrogate	Standard ID	Volume	Expiration Date	Analyst	Witness
	<u>D</u>	<u>200µL</u>	<u>5/29/10</u>	<u>PD</u>	<u>SP</u>
Spike	<u>1</u>	<u>25µL</u>	<u>6/8/10</u>	<u>PD</u>	<u>SP</u>

Extraction Time: 1030

SPECIAL INSTRUCTIONS: 1. Weigh soil/sed into 600mL or 400mL beakers. 2. Use 10g neutral Sodium Sulfate for the blanks. 3. Add surr/spike. 4. Add 8:2 Hexane/Acetone. 5. Dry using neutral Sodium Sulfate-25g Max at first-A small amt of Additional sulfate may be needed after 10 min. or before 2nd sonication? 6. Sonicate 3X with 8:2 Hexane/Acetone. 7. Collect into 500mL flask+Lg funnel with a small amount neutral glasswool plug only. NO SODIUM SULFATE. 8. KD (Normal Drying Column) on 100° bath. (Blanks=only 5g Sodium Sulfate). 9. Exchange (2 X with 20mL) Hexane. 10. TurboVap. 11. Clean-ups- REQUIRED=TRANSFER RINSE. 12. TurboVap. 13. Vial with Hexane. A. Need Total Solids Y/N B. Archive/Freeze Y/N

Extractions Total Solids-exttts
Data By: Alex Choeng
Created: 6/ 8/09

Worklist: 373
Analyst: AC
Comments:

ARI ID CLIENT ID	Tare Wt (g)	Wet Wt (g)	Dry Wt (g)	% Solids	pH
1. PB63A 09-12942 3SED8-A	1.19	12.74	8.26		NR
2. PB63B 09-12943 3SED8-B	1.18	12.27	5.46		NR
3. PB63C 09-12944 3SED8-C	1.16	12.36	6.64		NR
4. PB63D 09-12945 3SED5-A	1.16	14.66	11.87		NR
5. PB63E 09-12946 3SED5-B	1.18	12.19	8.33		NR
6. PB63F 09-12947 3SED5-C	1.18	12.35	8.37		NR
7. PB63G 09-12948 3SED10-A	1.17	12.46	10.78		NR
8. PB63H 09-12949 3SED10-B	1.18	12.15	6.93		NR
9. PB63I 09-12950 3SED10-C	1.15	13.92	8.85		NR



ARI Job No.: PB63

Client ID: Environmental Science Corp.

Parameter: PSDDA PCB

Client Project: Jeld - Wen Nord Door

SOP Number(s): 3505

No Anomalies:

List problems, concerns, corrective actions and any other pertinent information

A = moist

F = very wet

B = very wet

G = moist

C =

H = very wet, shells with some organics present

D = ↓, some large rocks, shells? = wet, some organics present

E = very wet

Analyst Initials:

Date:

Analytical Resources Inc.: Organics Instrument Log

ECD5 Serial No.: US00034118

Date: 6/18/09-6/19/09 Analysis: PCBS Analyst: PC/JP
 GC Program: PCB2 Column No: 18079/148679 Column Type: 2B5/2B35
 Instrument Tune (.U or .CT.): — EM Voltage: —
 Calibration File: — Curve Date: 6/18/09

IS/SS	Ical/Ccal	LCS/ICV
1613-3	1608-01, 2	1561-1
	1615-3, 4, 2	
	1616-6, 2, 3	
	1610-2, 1611-2	

Inj	Date/Time	Filename	DF	LabID	Inj	Date/Time	Filename	DF	LabID
1	18-JUN-2009 16:42	0617B116.d	1	IB	51	19-JUN-2009 06:30	0617B164.d	1	AR1660
2	18-JUN-2009 17:00	0617B117.d	1	AR1232 250	52	19-JUN-2009 06:47	0617B165.d	1	PB98MBS1
3	18-JUN-2009 17:17	0617B118.d	1	AR1232 20	53	19-JUN-2009 07:04	0617B166.d	1	PB98LCSS1
4	18-JUN-2009 17:34	0617B119.d	1	AR1232 1000	54	19-JUN-2009 07:21	0617B167.d	10	PB98A
5	18-JUN-2009 17:51	0617B120.d	1	AR1232 100	55	19-JUN-2009 07:38	0617B168.d	10	PB98B
6	18-JUN-2009 18:08	0617B121.d	1	AR1232 500	56	19-JUN-2009 07:56	0617B169.d	20	PB98C
7	18-JUN-2009 18:26	0617B122.d	1	0.25 PPM AR1660	57	19-JUN-2009 08:13	0617B170.d	10	PB98D
8	18-JUN-2009 18:43	0617B123.d	1	0.02 PPM AR1660	58	19-JUN-2009 08:30	0617B171.d	20	PB98E
9	18-JUN-2009 19:00	0617B124.d	1	1 PPM AR1660	59	19-JUN-2009 08:47	0617B172.d	1	AR1254
10	18-JUN-2009 19:18	0617B125.d	1	0.1 PPM AR1660	60	19-JUN-2009 09:04	0617B173.d	1	AR1660
11	18-JUN-2009 19:35	0617B126.d	1	0.5 PPM AR1660	61	19-JUN-2009 09:22	0617B174.d	20	PB98F
12	18-JUN-2009 19:52	0617B127.d	1	AR1660 ICV	62	19-JUN-2009 09:39	0617B175.d	10	PB98G
13	18-JUN-2009 20:10	0617B128.d	1	AR1242	63	19-JUN-2009 09:56	0617B176.d	10	PB98H
14	18-JUN-2009 20:27	0617B129.d	1	AR1248	64	19-JUN-2009 10:13	0617B177.d	10	PB98HMS
15	18-JUN-2009 20:44	0617B130.d	1	AR1254	65	19-JUN-2009 10:30	0617B178.d	10	PB98HMSD
16	18-JUN-2009 21:02	0617B131.d	1	AR2162	66	19-JUN-2009 10:48	0617B179.d	10	PB98I
17	18-JUN-2009 21:19	0617B132.d	1	AR3268	67	19-JUN-2009 11:05	0617B180.d	1	PD25MBW1
18	18-JUN-2009 21:36	0617B133.d	1	0.1 PPM DDTs	68	19-JUN-2009 11:22	0617B181.d	1	PD25LCW1
19	18-JUN-2009 21:53	0617B134.d	1	DDT BD	69	19-JUN-2009 11:39	0617B182.d	1	PD25LCSDW1
20	18-JUN-2009 21:36	0617B133.d	1	0.1 PPM DDTs	70	19-JUN-2009 11:56	0617B183.d	1	PD25A
21	18-JUN-2009 21:53	0617B134.d	1	DDT BD	71	19-JUN-2009 12:14	0617B184.d	1	AR1242
22	18-JUN-2009 22:11	0617B135.d	1	AR1660	72	19-JUN-2009 12:31	0617B185.d	1	AR1660
23	18-JUN-2009 22:28	0617B136.d	1	AR1242	73	19-JUN-2009 12:48	0617B186.d	1	PC16MBS1
24	18-JUN-2009 22:45	0617B137.d	1	PC74MBS1	74	19-JUN-2009 13:05	0617B187.d	1	PC16LCSS1
25	18-JUN-2009 23:02	0617B138.d	1	PC74LCSS1	75	19-JUN-2009 13:22	0617B188.d	1	PC16LCSDS1
26	18-JUN-2009 23:20	0617B139.d	5	PC74SRM1	76	19-JUN-2009 13:39	0617B189.d	5	PC16A
27	18-JUN-2009 23:37	0617B140.d	1	PC74A	77	19-JUN-2009 13:56	0617B190.d	5	PC16B
28	18-JUN-2009 23:54	0617B141.d	1	PC74AMS	78	19-JUN-2009 14:14	0617B191.d	5	PC16C
29	19-JUN-2009 00:11	0617B142.d	1	PC74AMSD	79	19-JUN-2009 14:31	0617B192.d	5	PC16D
30	19-JUN-2009 00:29	0617B143.d	1	AR3268	80	19-JUN-2009 14:48	0617B193.d	1	AR1248
31	19-JUN-2009 00:46	0617B144.d	1	AR1660	81	19-JUN-2009 15:05	0617B194.d	1	AR1660
32	19-JUN-2009 01:03	0617B145.d	1	AR1254	82	19-JUN-2009 15:26	0617B195.d	5	PC16E
33	19-JUN-2009 01:20	0617B146.d	1	PB63MBS1	83	19-JUN-2009 15:43	0617B196.d	1	PC16MBS1
34	19-JUN-2009 01:38	0617B147.d	1	PB63LCSSW1	84	19-JUN-2009 16:00	0617B197.d	1	PC16MBS1
35	19-JUN-2009 01:55	0617B148.d	1	PB63A	85	19-JUN-2009 16:17	0617B198.d	1	PC16LCSS1
36	19-JUN-2009 02:12	0617B149.d	1	PB63B	86	19-JUN-2009 16:35	0617B199.d	1	PC16LCSDS1
37	19-JUN-2009 02:29	0617B150.d	1	PB63C	87	19-JUN-2009 16:52	0617B200.d	5	PC16A
38	19-JUN-2009 02:46	0617B151.d	5	PB63D	88	19-JUN-2009 17:09	0617B201.d	5	PC16B
39	19-JUN-2009 03:04	0617B152.d	5	PB63DMS	89	19-JUN-2009 17:26	0617B202.d	5	PC16C
40	19-JUN-2009 03:21	0617B153.d	5	PB63DMSD	90	19-JUN-2009 17:43	0617B203.d	5	PC16D
41	19-JUN-2009 03:38	0617B154.d	1	PB63E	91	19-JUN-2009 18:00	0617B204.d	15	PC16F
42	19-JUN-2009 03:55	0617B155.d	1	PB63F	92	19-JUN-2009 18:18	0617B205.d	10	PC16G
43	19-JUN-2009 04:12	0617B156.d	1	PB63G	93	19-JUN-2009 18:35	0617B206.d	15	PC16H
44	19-JUN-2009 04:30	0617B157.d	1	PB63H	94	19-JUN-2009 18:52	0617B207.d	1	AR1242
45	19-JUN-2009 04:47	0617B158.d	1	PB63I	95	19-JUN-2009 19:09	0617B208.d	1	AR1660
46	19-JUN-2009 05:04	0617B159.d	1	AR1248	96	19-JUN-2009 19:27	0617B209.d	5	PC16I
47	19-JUN-2009 05:21	0617B160.d	1	AR1660	97	19-JUN-2009 19:44	0617B210.d	5	PC16J
48	19-JUN-2009 05:38	0617B161.d	1	PB98MBS1	98	19-JUN-2009 20:01	0617B211.d	5	PC16K
49	19-JUN-2009 05:55	0617B162.d	1	PB98LCSS1	99	19-JUN-2009 20:18	0617B212.d	5	PC16KMS
50	19-JUN-2009 06:13	0617B163.d	1	AR1248	100	19-JUN-2009 20:36	0617B213.d	5	PC16KMSD

PC/JP

Maintenance / Comments *run cal bricks*

Maintenance Verification (Identify ICal or CCal that demonstrates the instrument is in control):
 Every line must contain information or be lined out. Make all entries legible. Start a new page for each QC period.



GC Analyst Notes / Corrective Action Log

ARI Project ID: PCB's curve Client ID: _____

ARI SOP: 403S(PCB) 405S(Herbicides) 407S(TPH-D) 409S(HCID) 423S(Pesticides) Other

Parameter(s): PCB's TCM DCB

Instrument: FID-3A FID-3B FID-4A FID-4B FID-7 FID-8
ECD-1 ECD-3 ECD-4 ECD-5 ECD-6 ECD-7

Dates: Curve: 06/18/09 Analysis Start: 06/18/09

Endrin/DDT Breakdown <15%? YES / NO NA Method Blank In Control? YES / NO NA

ICal Meets RF & %RSD Criteria? YES / NO LCS/LCSD Recovery In Control? YES / NO

CCal Meets RF & %RSD Criteria YES / NO Surrogate Recovery In Control? YES / NO

Internal Standard Meets Criteria YES / NO / NA Special Analysis Criteria Met? YES / NO / NA

Detail problems, corrective actions and/or other pertinent information below (use reverse side when necessary): AR1260 and DCB curved linear forced

Additional Details on Reverse: Yes / No

Analyst Signature: JR Date: 06/19/09

Reviewer's Signature: JB Date: 6/19/09



GC Analyst Notes / Corrective Action Log

ARI Project ID: BPB63 Client ID: ESC

ARI SOP: 403S(PCB) 405S(Herbicides) 407S(TPH-D) 409S(HCID) 423S(Pesticides) Other

Parameter(s): PCB

Instrument: FID-3A FID-3B FID-4A FID-4B FID-7 FID-8
ECD-1 ECD-3 ECD-4 ECD-5 ECD-6 ECD-7

Dates: Curve: 6/18/09 Analysis Start: 6/18/09

Endrin/DDT Breakdown <15%? YES / NO / NA Method Blank In Control? YES / NO
ICal Meets RF & %RSD Criteria? YES / NO LCS/LCSD Recovery In Control? YES / NO
CCal Meets RF & %RSD Criteria YES / NO Surrogate Recovery In Control? YES / NO
Internal Standard Meets Criteria? YES / NO / NA Special Analysis Criteria Met? YES / NO / NA

Detail problems, corrective actions and/or other pertinent information below (use reverse side when necessary):

col 23% on one column 2B5
Closing 1248 CVC failed low on 2B5 column, Samples were run twice showing same result, suggesting matrix effect, Reported second run.
Possible DDT peak in I on 2B5, not confirmed on 2B35
Interference in A, DCB surrogate NR
Poor RPD between 2B5 and 2B35 DCB recovery in B
~~J flagged 1260 on I per PIA request, - I was used BP 1 column 7RL
Confirm CCL RPD 15.7% ok
870~~

Additional Details on Reverse: Yes / No

Analyst Signature: Paul Campbell Date: 6/22/09

Reviewer's Signature: [Signature] Date: 6/22/09

Metals Analysis
QC Summary Data

prepared
for

ENVIROMENTAL SCIENCE CORP.

Project: JELD-WEN NORD DOOR, 008.0228.00017

ARI JOB NO: PB63

prepared
by

Analytical Resources, Inc.

Cover Page

INORGANIC ANALYSIS DATA PACKAGE



CLIENT: ENVIROMENTAL SCIENCE

PROJECT: JELD-WEN NORD DOOR

SDG: PB63

CLIENT ID	ARI ID	ARI LIMS ID	REPREP
3SED8-A	PB63A	09-12942	
3SED8-AD	PB63ADUP	09-12942	
3SED8-AS	PB63ASPK	09-12942	
3SED8-B	PB63B	09-12943	
PBS	PB63MB1	09-12943	
LCSS	PB63MB1SPK	09-12943	
3SED8-C	PB63C	09-12944	
3SED5-A	PB63D	09-12945	
3SED5-B	PB63E	09-12946	
3SED5-C	PB63F	09-12947	
3SED10-A	PB63G	09-12948	
3SED10-B	PB63H	09-12949	
3SED10-C	PB63I	09-12950	

Were ICP interelement corrections applied ? Yes/No YES
Were ICP background corrections applied ? Yes/No YES
If yes - were raw data generated before
application of background corrections ? Yes/No NO

Comments: _____

THIS DATA PACKAGE HAS BEEN REVIEWED AND AUTHORIZED FOR RELEASE BY:

Signature: *Jay Kuhn* Name: Jay Kuhn

Date: 6.17.9 Title: Inorganics Director

INORGANICS ANALYSIS DATA SHEET

TOTAL METALS

Page 1 of 1

Sample ID: 3SED8-A

MATRIX SPIKE

Lab Sample ID: PB63A

LIMS ID: 09-12942

Matrix: Sediment

Data Release Authorized:

Reported: 06/17/09

QC Report No: PB63-ENVIRONMENTAL SCIENCE CORP.

Project: JELD-WEN NORD DOOR

008.0228.00017

Date Sampled: 06/05/09

Date Received: 06/05/09

MATRIX SPIKE QUALITY CONTROL REPORT

Analyte	Analysis Method	Sample	Spike	Spike Added	% Recovery	Q
Arsenic	6010B	17	314	303	98.0%	
Cadmium	6010B	0.3 U	74.1	75.6	98.0%	
Chromium	6010B	66.3	137	75.6	93.5%	
Copper	6010B	47.6	148	75.6	133%	N
Lead	6010B	21	304	303	93.4%	
Mercury	7471A	0.10	0.47	0.370	100%	
Silver	6010B	0.5 U	74.5	75.6	98.5%	
Zinc	6010B	94	171	75.6	102%	

Reported in mg/kg-dry

N-Control Limit Not Met

H-% Recovery Not Applicable, Sample Concentration Too High

NA-Not Applicable, Analyte Not Spiked

Percent Recovery Limits: 75-125%

INORGANICS ANALYSIS DATA SHEET

TOTAL METALS


Page 1 of 1

Sample ID: 3SED8-A
DUPLICATE

Lab Sample ID: PB63A

LIMS ID: 09-12942

Matrix: Sediment

Data Release Authorized: 

Reported: 06/17/09

QC Report No: PB63-ENVIRONMENTAL SCIENCE CORP.

Project: JELD-WEN NORD DOOR

008.0228.00017

Date Sampled: 06/05/09

Date Received: 06/05/09

MATRIX DUPLICATE QUALITY CONTROL REPORT

Analyte	Analysis Method	Sample	Duplicate	RPD	Control Limit	Q
Arsenic	6010B	17	18	5.7%	+/- 8	L
Cadmium	6010B	0.3 U	0.3 U	0.0%	+/- 0.3	L
Chromium	6010B	66.3	58.2	13.0%	+/- 20%	
Copper	6010B	47.6	47.0	1.3%	+/- 20%	
Lead	6010B	21	18	15.4%	+/- 20%	
Mercury	7471A	0.10	0.13	26.1%	+/- 0.04	L
Silver	6010B	0.5 U	0.5 U	0.0%	+/- 0.5	L
Zinc	6010B	94	95	1.1%	+/- 20%	

Reported in mg/kg-dry

*-Control Limit Not Met

L-RPD Invalid, Limit = Detection Limit

INORGANICS ANALYSIS DATA SHEET

TOTAL METALS


Page 1 of 1

Sample ID: LAB CONTROL

Lab Sample ID: PB63LCS

LIMS ID: 09-12943

Matrix: Sediment

Data Release Authorized: 

Reported: 06/17/09

QC Report No: PB63-ENVIROMENTAL SCIENCE CORP.

Project: JELD-WEN NORD DOOR

008.0228.00017

Date Sampled: NA

Date Received: NA

BLANK SPIKE QUALITY CONTROL REPORT

Analyte	Analysis Method	Spike Found	Spike Added	% Recovery	Q
Arsenic	6010B	207	200	104%	
Cadmium	6010B	50.0	50.0	100%	
Chromium	6010B	50.6	50.0	101%	
Copper	6010B	48.8	50.0	97.6%	
Lead	6010B	195	200	97.5%	
Mercury	7471A	0.53	0.50	106%	
Silver	6010B	50.8	50.0	102%	
Zinc	6010B	49	50	98.0%	

Reported in mg/kg-dry

N-Control limit not met

NA-Not Applicable, Analyte Not Spiked

Control Limits: 80-120%

INORGANICS ANALYSIS DATA SHEET

TOTAL METALS

Page 1 of 1

Sample ID: METHOD BLANK

Lab Sample ID: PB63MB

LIMS ID: 09-12943

Matrix: Sediment

Data Release Authorized: 

Reported: 06/17/09

QC Report No: PB63-ENVIROMENTAL SCIENCE CORP.

Project: JELD-WEN NORD DOOR

008.0228.00017

Date Sampled: NA

Date Received: NA

Percent Total Solids: NA

Prep Meth	Prep Date	Analysis Method	Analysis Date	CAS Number	Analyte	RL	mg/kg-dry	Q
3050B	06/10/09	6010B	06/12/09	7440-38-2	Arsenic	5	5	U
3050B	06/10/09	6010B	06/12/09	7440-43-9	Cadmium	0.2	0.2	U
3050B	06/10/09	6010B	06/12/09	7440-47-3	Chromium	0.5	0.5	U
3050B	06/10/09	6010B	06/12/09	7440-50-8	Copper	0.2	0.2	U
3050B	06/10/09	6010B	06/12/09	7439-92-1	Lead	2	2	U
CLP	06/10/09	7471A	06/12/09	7439-97-6	Mercury	0.02	0.02	U
3050B	06/10/09	6010B	06/12/09	7440-22-4	Silver	0.3	0.3	U
3050B	06/10/09	6010B	06/12/09	7440-66-6	Zinc	1	1	U

U-Analyte undetected at given RL

RL-Reporting Limit

Calibration Verification



CLIENT: ENVIRONMENTAL SCIENCE

PROJECT: JELD-WEN NORD DOOR

SDG: PB63

UNITS: ug/L

ANALYTE	EL	M	RUN	ICVTV	ICV	%R	CCVTV	CCV1	%R	CCV2	%R	CCV3	%R	CCV4	%R	CCV5	%R
Arsenic	AS	ICP	IP061271	2000.0	2009.40	100.5	2000.0	2009.89	100.5	1994.40	99.7	1979.77	99.0	2002.72	100.1	1998.86	99.9
Cadmium	CD	ICP	IP061271	1000.0	1030.90	103.1	1000.0	1032.96	103.3	1019.33	101.9	1010.28	101.0	1013.49	101.3	1010.27	101.0
Chromium	CR	ICP	IP061271	1000.0	1007.62	100.8	1000.0	1005.79	100.6	1001.88	100.2	1001.07	100.1	1000.97	100.1	1001.28	100.1
Copper	CU	ICP	IP061271	1000.0	988.95	98.9	1000.0	991.76	99.2	988.95	98.9	981.52	98.2	992.54	99.3	993.86	99.4
Lead	PB	ICP	IP061271	2000.0	1995.69	99.8	2000.0	2006.61	100.3	1979.08	99.0	1959.93	98.0	1971.34	98.6	1969.38	98.5
Mercury	HG	CVA	HG061201	8.0	8.03	100.4	4.0	4.01	100.3	4.03	100.8	4.08	102.0	4.14	103.5	4.22	105.5
Silver	AG	ICP	IP061271	1000.0	982.15	98.2	1000.0	987.29	98.7	981.55	98.2	972.87	97.3	984.65	98.5	983.44	98.3
Zinc	ZN	ICP	IP061271	1000.0	997.35	99.7	1000.0	995.22	99.5	990.48	99.0	989.42	98.9	982.97	98.3	987.55	98.8

Control Limits: Mercury 80-120; Other Metals 90-110

Calibration Verification



CLIENT: ENVIRONMENTAL SCIENCE

PROJECT: JELD-WEN NORD DOOR

SDG: PB63

UNITS: ug/L

ANALYTE	EL	M	RUN	CCVTV	CCV6 %R	CCV7 %R	CCV8 %R	CCV9 %R	CCV10 %R	CCV11 %R
Arsenic	AS	ICP	IP061271	2000.0	2013.57 100.7	1967.46 98.4				
Cadmium	CD	ICP	IP061271	1000.0	1013.75 101.4	1000.21 100.0				
Chromium	CR	ICP	IP061271	1000.0	1000.88 100.1	999.55 100.0				
Copper	CU	ICP	IP061271	1000.0	990.18 99.0	981.39 98.1				
Lead	PB	ICP	IP061271	2000.0	1980.13 99.0	1949.31 97.5				
Mercury	HG	CVA	HG061201	4.0	4.14 103.5					
Silver	AG	ICP	IP061271	1000.0	983.28 98.3	970.59 97.1				
Zinc	ZN	ICP	IP061271	1000.0	988.84 98.9	989.82 99.0				

Control Limits: Mercury 80-120; Other Metals 90-110

0101040 : 01040

Calibration Verification

CLIENT: ENVIRONMENTAL SCIENCE

PROJECT: JELD-WEN NORD DOOR

SDG: PB63

UNITS: ug/L

ANALYTE	EL	M	RUN	ICVTV	ICV	%R	CCVTV	CCV1	%R	CCV2	%R	CCV3	%R	CCV4	%R	CCV5	%R
Arsenic	AS	ICP	IP061671	2000.0	2000.78	100.0	2000.0	2008.30	100.4	2003.02	100.2						
Cadmium	CD	ICP	IP061671	1000.0	1037.91	103.8	1000.0	1041.95	104.2	1040.25	104.0						
Chromium	CR	ICP	IP061671	1000.0	1005.12	100.5	1000.0	1014.35	101.4	1018.13	101.8						
Copper	CU	ICP	IP061671	1000.0	990.32	99.0	1000.0	984.40	98.4	989.60	99.0						
Lead	PB	ICP	IP061671	2000.0	2006.84	100.3	2000.0	2022.19	101.1	2016.58	100.8						
Silver	AG	ICP	IP061671	1000.0	967.13	96.7	1000.0	966.50	96.7	972.15	97.2						
Zinc	ZN	ICP	IP061671	1000.0	1014.45	101.4	1000.0	1031.51	103.2	1039.79	104.0						

Control Limits: Mercury 80-120; Other Metals 90-110

CRDI Standard

CLIENT: ENVIRONMENTAL SCIENCE

PROJECT: JELD-WEN NORD DOOR

SDG: PB63



UNITS: ug/L

ANALYTE	EL	M	RUN	CRA/I	TV	CR-1	%R	CR-2	%R	CR-3	%R	CR-4	%R	CR-5	%R	CR-6	%R
Arsenic	AS	ICP	IP061271	50.0		51.49	103.0										
Cadmium	CD	ICP	IP061271	2.0		1.94	97.0										
Chromium	CR	ICP	IP061271	5.0		5.20	104.0										
Copper	CU	ICP	IP061271	2.0		2.96	148.0										
Lead	PB	ICP	IP061271	20.0		20.55	102.8										
Mercury	HG	CVA	HG061201	0.1		0.09	90.0										
Silver	AG	ICP	IP061271	3.0		3.05	101.7										
Zinc	ZN	ICP	IP061271	10.0		14.07	140.7										

Control Limits: no control limits have been established by the EPA at this time.

CRDL Standard

CLIENT: ENVIRONMENTAL SCIENCE

PROJECT: JELD-WEN NORD DOOR

SDG: PB63



UNITS: ug/L

ANALYTE	EL	M	RUN	CRA/I	TV	CR-1	%R	CR-2	%R	CR-3	%R	CR-4	%R	CR-5	%R	CR-6	%R
Arsenic	AS	ICP	IP061671	50.0		51.36	102.7										
Cadmium	CD	ICP	IP061671	2.0		2.25	112.5										
Chromium	CR	ICP	IP061671	5.0		4.64	92.8										
Copper	CU	ICP	IP061671	2.0		2.22	111.0										
Lead	PB	ICP	IP061671	20.0		19.31	96.6										
Silver	AG	ICP	IP061671	3.0		3.00	100.0										
Zinc	ZN	ICP	IP061671	10.0		13.30	133.0										

Control Limits: no control limits have been established by the EPA at this time.

Calibration Blanks

CLIENT: ENVIRONMENTAL SCIENCE

PROJECT: JELD-WEN NORD DOOR

SDG: PB63



UNITS: ug/L

ANALYTE	EL METH	RUN	CRDL	IDL	ICB	CCB1	CCB2	CCB3	CCB4	CCB5	C
Arsenic	AS ICP	IP061271	10.0	50.0	50.0	50.0	50.0	50.0	50.0	50.0	U
Cadmium	CD ICP	IP061271	5.0	2.0	2.0	2.0	2.0	2.0	2.0	2.0	U
Chromium	CR ICP	IP061271	10.0	5.0	5.0	5.0	5.0	5.0	5.0	5.0	U
Copper	CU ICP	IP061271	25.0	2.0	2.0	2.0	2.0	2.0	2.0	2.0	U
Lead	PB ICP	IP061271	3.0	20.0	20.0	20.0	20.0	20.0	20.0	20.0	U
Mercury	HG CVA	HG061201	0.2	0.1	0.1	0.1	0.1	0.1	0.1	0.1	U
Silver	AG ICP	IP061271	10.0	3.0	3.0	3.0	3.0	3.0	3.0	3.0	U
Zinc	ZN ICP	IP061271	20.0	10.0	10.0	10.0	10.0	10.0	10.0	10.0	U

Calibration Blanks



CLIENT: ENVIRONMENTAL SCIENCE

PROJECT: JELD-WEN NORD DOOR

SDG: PB63

UNITS: ug/L

ANALYTE	EL	METH	RUN	CRDL	IDL	CCB6	CCB7	CCB8	CCB9	CCB10	CCB11	C
Arsenic	AS	ICP	IP061271	10.0	50.0	50.0	50.0	U	U	U	U	U
Cadmium	CD	ICP	IP061271	5.0	2.0	2.0	2.0	U	U	U	U	U
Chromium	CR	ICP	IP061271	10.0	5.0	5.0	5.0	U	U	U	U	U
Copper	CU	ICP	IP061271	25.0	2.0	2.0	2.0	U	U	U	U	U
Lead	PB	ICP	IP061271	3.0	20.0	20.0	20.0	U	U	U	U	U
Mercury	HG	CVA	HG061201	0.2	0.1	0.1	0.1	U	U	U	U	U
Silver	AG	ICP	IP061271	10.0	3.0	3.0	3.0	U	U	U	U	U
Zinc	ZN	ICP	IP061271	20.0	10.0	10.0	10.0	U	U	U	U	U

Calibration Blanks

CLIENT: ENVIRONMENTAL SCIENCE
 PROJECT: JELD-WEN NORD DOOR
 SDG: PB63



UNITS: ug/L

ANALYTE	EL METH	RUN	CRDL	IDL	ICB	CCB1	CCB2	CCB3	CCB4	CCB5
Arsenic	AS ICP	IP061671	10.0	50.0	50.0	50.0	50.0			
Cadmium	CD ICP	IP061671	5.0	2.0	2.0	2.0	2.0			
Chromium	CR ICP	IP061671	10.0	5.0	5.0	5.0	5.0			
Copper	CU ICP	IP061671	25.0	2.0	2.0	2.0	2.0			
Lead	PB ICP	IP061671	3.0	20.0	20.0	20.0	20.0			
Silver	AG ICP	IP061671	10.0	3.0	3.0	3.0	3.0			
Zinc	ZN ICP	IP061671	20.0	10.0	10.0	10.0	10.0			

ICP Interference Check Sample



CLIENT: ENVIRONMENTAL SCIENCE
PROJECT: JELD-WEN NORD DOOR
SDG: PB63

ICS SOURCE: I.V.
RUNID: IP061271
INSTRUMENT ID: OPTIMA ICP 2
UNITS: ug/L

ANALYTE	ICSA TV	ICSA3	ICSA2	ICSA1	ICSAB1	%R	ICSA2	ICSA3	ICSA2	%R	ICSA3	%R
Aluminum	200000	198893.7	198460.2	99.2	198460.2	99.2						
Antimony	1000	32.4	1019.2	101.9	1019.2	101.9						
Arsenic	1000	71.3	1065.0	106.5	1065.0	106.5						
Barium	1000	0.1	994.3	99.4	994.3	99.4						
Beryllium	1000	0.1	979.1	97.9	979.1	97.9						
Boron		-6.8		-7.4								
Cadmium	1000	-2.0	1022.2	102.2	1022.2	102.2						
Calcium	100000	99810.3	98989.2	99.0	98989.2	99.0						
Chromium	1000	0.4	1016.8	101.7	1016.8	101.7						
Cobalt	1000	0.4	966.5	96.7	966.5	96.7						
Copper	1000	0.4	1021.7	102.2	1021.7	102.2						
Iron	200000	191611.4	189505.0	94.8	189505.0	94.8						
Lead	1000	-11.2	944.6	94.5	944.6	94.5						
Magnesium	100000	98728.8	98548.7	98.5	98548.7	98.5						
Manganese	1000	-0.5	952.0	95.2	952.0	95.2						
Molybdenum		4.0		3.1								
Nickel	1000	1.6	942.8	94.3	942.8	94.3						
Potassium		-37.7		-128.8								
Selenium	1000	4.2	1003.6	100.4	1003.6	100.4						
Silicon		-16.4		-13.5								
Silver	1000	-1.6	1009.2	100.9	1009.2	100.9						
Sodium		8.0		17.7								
Strontium		0.8		0.9								
Thallium	1000	19.8	963.5	96.4	963.5	96.4						
Tin		-5.2		-4.3								
Titanium		13.3		13.2								
Vanadium	1000	0.1	967.2	96.7	967.2	96.7						
Zinc	1000	-3.5	948.8	94.9	948.8	94.9						

ICP Interference Check Sample



CLIENT: ENVIRONMENTAL SCIENCE

ICS SOURCE: I.V.

PROJECT: JELD-WEN NORD DOOR

RUNID: IP061671

SDG: PB63

INSTRUMENT ID: OPTIMA ICP 2

UNITS: ug/L

ANALYTE	ICSA TV	ICSA3 TV	ICSA1	ICSAB1	%R	ICSA2	ICSAB2	%R	ICSA3	ICSAB3	%R
Aluminum	200000	200000	206025.9	200367.3	100.2						
Antimony	1000	1000	38.4	1036.4	103.6						
Arsenic	1000	1000	63.2	1073.5	107.4						
Barium	1000	1000	-0.4	1013.6	101.4						
Beryllium	1000	1000	0.1	1012.8	101.3						
Boron			-8.8	-8.4							
Cadmium	1000	1000	-2.1	1043.4	104.3						
Calcium	100000	100000	100640.7	101572.3	101.6						
Chromium	1000	1000	-0.6	1028.1	102.8						
Cobalt	1000	1000	0.2	986.9	98.7						
Copper	1000	1000	0.2	1015.5	101.6						
Iron	200000	200000	195322.6	197169.4	98.6						
Lead	1000	1000	-14.3	964.1	96.4						
Magnesium	100000	100000	103398.5	100612.5	100.6						
Manganese	1000	1000	-0.6	969.4	96.9						
Molybdenum			3.3	3.2							
Nickel	1000	1000	0.1	976.3	97.6						
Potassium			-6.8	-125.9							
Selenium	1000	1000	-0.9	1009.1	100.9						
Silicon			-18.3	-17.3							
Silver	1000	1000	-1.2	1003.0	100.3						
Sodium			10.4	27.1							
Strontium			0.8	0.9							
Thallium	1000	1000	23.0	982.3	98.2						
Tin			-4.6	-3.4							
Titanium			6.1	5.1							
Vanadium	1000	1000	-2.4	980.5	98.1						
Zinc	1000	1000	-1.6	989.4	98.9						

Post Digest Spike Sample Recovery



CLIENT: ENVIROMENTAL SCIENCE

PROJECT: JELD-WEN NORD DOOR

SDG: PB63

ANALYSIS METHOD: ICP

UNITS: ug/L

ANALYTE	CLIENT ID	ARI ID	RUNID	SPIKED SAMPLE RESULT C	SAMPLE RESULT C	SPIKE ADDED	MATRIX	%R
Copper	3SED8-AA	PB63APOST	IP061271	1612.32	625.82	1000	Sediment	98.7

IDLs and ICP Linear Ranges



CLIENT: ENVIROMENTAL SCIENCE

PROJECT: JELD-WEN NORD DOOR

SDG: PB63

UNITS: ug/L

ANALYTE	EL	METH	INSTRUMENT	WAVELENGTH (nm)	GFA BACK- GROUND	CLP CRDL	RL	RL DATE	ICP LINEAR RANGE (ug/L)	ICP LR DATE
Arsenic	AS	ICP	OPTIMA ICP 2	197.20		10	50.0	4/22/2009	30000.0	6/5/2009
Cadmium	CD	ICP	OPTIMA ICP 2	228.80		5	2.0	4/22/2009	20000.0	6/5/2009
Chromium	CR	ICP	OPTIMA ICP 2	267.72		10	5.0	4/22/2009	100000.0	6/5/2009
Copper	CU	ICP	OPTIMA ICP 2	324.75		25	2.0	4/22/2009	40000.0	6/5/2009
Lead	PB	ICP	OPTIMA ICP 2	220.35		3	20.0	4/22/2009	300000.0	6/5/2009
Mercury	HG	CVA	CETAC MERCURY	253.70		0.2	0.1	4/1/2009		
Silver	AG	ICP	OPTIMA ICP 2	328.07		10	3.0	4/22/2009	5000.0	6/5/2009
Zinc	ZN	ICP	OPTIMA ICP 2	213.86		20	10.0	4/22/2009	100000.0	6/5/2009

ICP Interelement Correction Factors



CLIENT: ENVIRONMENTAL SCIENCE

PROJECT: JELD-WEN NORD DOOR

SDG: PB63

IEC DATE: 6/1/2009

INSTRUMENT ID: OPTIMA ICP 2

ANALYTE	WAVELENGTH	AL	AS	BA	BE	CA	CD	CO	CR	CU	FE
Aluminum	308.22	0.0000000	0.0000000	0.0000000	0.0000000	0.0000000	0.0000000	0.0000000	0.0000000	0.0000000	0.0000000
Antimony	206.84	0.0000000	0.0000000	0.0000000	0.0000000	0.0000000	0.0000000	0.0000000	12.2555000	0.0000000	0.0000000
Arsenic	188.98	0.0000000	0.0000000	0.0000000	0.0000000	0.7511500	0.0000000	0.0000000	1.9261900	0.0000000	0.0000000
Barium	233.53	0.0000000	0.0000000	0.0000000	0.0000000	-0.0060768	0.0000000	-0.2681720	0.0000000	0.0000000	0.0572999
Beryllium	313.04	0.0000000	0.0000000	0.0000000	0.0000000	0.0000000	0.0000000	0.0000000	0.0000000	0.0000000	0.0000000
Cadmium	228.80	0.0000000	8.9479900	0.0000000	0.0000000	-0.0060381	0.0000000	0.0748695	0.0000000	0.0000000	0.0093290
Calcium	317.93	0.0000000	0.0000000	0.0000000	0.0000000	0.0000000	0.0000000	0.0000000	0.5759660	0.0000000	0.0000000
Chromium	267.72	0.0000000	0.0000000	0.0000000	0.0000000	0.0053982	0.0000000	-0.0487207	0.0000000	0.0000000	-0.0555423
Cobalt	228.62	0.0000000	0.0000000	0.0672567	0.0000000	0.0000000	0.0000000	0.0000000	0.0000000	0.0000000	0.0000000
Copper	324.75	0.0000000	0.0000000	0.0000000	0.0000000	0.0000000	0.0000000	-0.2685770	-0.0241546	0.0000000	-0.0716814
Iron	273.96	0.0000000	0.0000000	0.0000000	0.0000000	0.0000000	0.0000000	0.0000000	-1.0133600	0.0000000	0.0000000
Lead	220.35	-0.1916600	0.0000000	0.0000000	0.0000000	-0.0262487	0.0000000	0.0000000	-2.3249200	1.6326000	0.0740304
Magnesium	279.08	0.0000000	0.0000000	0.0000000	0.0000000	0.0984015	0.0000000	-1.4651500	-1.0373900	0.0000000	0.3479510
Manganese	257.61	0.0060930	0.0000000	0.0000000	0.0000000	0.0020330	0.0000000	0.0000000	0.0000000	0.0000000	0.0000000
Molybdenum	202.03	0.0000000	0.0000000	0.0000000	0.0000000	0.0108247	0.0000000	0.0000000	0.0000000	0.0000000	0.0000000
Nickel	231.60	0.0000000	0.0000000	0.1792350	0.0000000	0.0000000	0.0000000	0.3817060	0.0000000	0.0000000	0.0000000
Potassium	766.49	0.0000000	0.0000000	0.0000000	0.0000000	0.0000000	0.0000000	0.0000000	0.0000000	0.0000000	0.0000000
Selenium	196.03	0.0000000	0.0000000	0.0000000	0.0000000	0.0000000	0.0000000	0.0000000	-1.0048500	0.0000000	-0.1248020
Silicon	288.16	0.0000000	0.0000000	0.0000000	0.0000000	0.0000000	0.0000000	0.0000000	0.0000000	0.0000000	0.0000000
Silver	328.07	0.0000000	0.0000000	0.0000000	0.0000000	0.0000000	0.0000000	0.0000000	0.0000000	0.0988868	0.0000000
Sodium	589.59	0.0000000	0.0000000	0.0000000	0.0000000	11.8192000	0.0000000	0.0000000	0.0000000	0.0000000	0.0000000
Thallium	190.80	0.0000000	0.0000000	0.0000000	0.0000000	0.0863752	0.0000000	7.0846000	0.5186210	0.0000000	-0.1509150
Tin	189.93	0.0000000	0.0000000	0.0000000	0.0000000	-0.0263684	0.0000000	0.0000000	0.0000000	0.0000000	0.0000000
Titanium	334.90	0.0000000	0.0000000	0.0000000	0.0000000	0.2167660	0.0000000	0.0000000	0.1180350	0.0000000	0.0000000
Vanadium	292.40	0.0000000	0.0000000	0.0000000	0.0000000	0.0000000	0.0000000	0.0000000	-4.3567700	0.0000000	0.0458695
Zinc	206.20	0.0000000	0.0000000	0.0000000	0.0000000	0.0140401	0.3827210	0.0000000	0.1358710	0.0000000	0.0000000

ICP Interelement Correction Factors



CLIENT: ENVIRONMENTAL SCIENCE

PROJECT: JELD-WEN NORD DOOR

SDG: PB63

IEC DATE: 6/1/2009

INSTRUMENT ID: OPTIMA ICP 2

ANALYTE	WAVELENGTH	MG	MN	MO	NI	PB	SB	TI	TL	V	ZN
Aluminum	308.22	0.000000	0.000000	13.654000	0.000000	0.000000	0.000000	0.8734310	0.000000	15.5728000	0.0000000
Antimony	206.84	0.000000	0.000000	0.000000	-0.2336600	0.000000	0.000000	-0.2111370	0.000000	-3.8296900	0.0000000
Arsenic	188.98	0.0208650	0.000000	-0.3024190	0.000000	0.000000	0.000000	0.7555900	0.000000	0.0000000	0.0000000
Barium	233.53	0.000000	0.000000	0.000000	0.0611586	0.000000	0.000000	0.0000000	0.000000	0.7332740	0.0000000
Beryllium	313.04	0.000000	0.000000	0.000000	0.000000	0.000000	0.000000	0.0000000	0.000000	3.3358400	0.0000000
Cadmium	228.80	0.000000	0.000000	0.000000	-0.8762680	0.000000	0.000000	0.0000000	0.000000	0.0720255	0.0000000
Calcium	317.93	0.000000	0.000000	0.000000	0.000000	0.000000	0.000000	0.0000000	0.000000	0.0000000	0.0000000
Chromium	267.72	0.0553354	0.1496880	0.000000	0.000000	0.000000	0.000000	0.0000000	-0.1852410	0.2168120	0.0000000
Cobalt	228.62	0.000000	0.000000	-0.3838350	0.1729370	0.000000	0.000000	1.9752600	0.000000	0.0000000	0.0000000
Copper	324.75	0.0045431	0.000000	0.3020870	0.000000	0.000000	0.000000	0.2335750	0.000000	0.0000000	0.0000000
Iron	273.96	0.000000	0.000000	0.000000	0.000000	0.000000	0.000000	0.0000000	0.000000	13.3912000	0.0000000
Lead	220.35	0.000000	0.000000	0.000000	0.000000	0.000000	0.000000	0.0000000	0.000000	0.0000000	0.0000000
Magnesium	279.08	0.000000	0.000000	-2.5084000	0.000000	0.000000	0.000000	0.0000000	0.000000	0.0000000	0.0000000
Manganese	257.61	0.0086048	0.000000	0.000000	0.000000	-0.2285650	0.000000	0.0105028	0.000000	-0.0271638	0.0000000
Molybdenum	202.03	0.000000	0.000000	0.000000	0.000000	0.000000	0.000000	0.0000000	0.000000	0.0000000	-0.0608730
Nickel	231.60	0.000000	0.000000	0.000000	0.000000	0.000000	-0.9036400	0.0000000	0.000000	0.0000000	0.0000000
Potassium	766.49	0.000000	0.000000	0.000000	0.000000	0.000000	0.000000	0.0000000	0.000000	0.0000000	0.0000000
Selenium	196.03	0.0483630	0.000000	0.000000	0.000000	0.000000	0.000000	0.0000000	0.000000	0.0000000	0.0000000
Silicon	288.16	0.000000	0.000000	0.000000	0.000000	0.000000	0.000000	1.9788200	0.000000	0.0000000	0.0000000
Silver	328.07	0.000000	0.000000	0.000000	0.000000	0.000000	0.000000	0.0000000	0.000000	-0.1912750	0.0000000
Sodium	589.59	0.000000	0.000000	0.000000	0.000000	0.000000	0.000000	0.0000000	0.000000	0.0000000	0.0000000
Thallium	190.80	0.000000	0.000000	-2.8707400	0.000000	0.0702184	0.000000	0.3748190	0.000000	4.5219600	0.0000000
Tin	189.93	0.000000	0.000000	0.000000	0.000000	-0.0338435	-1.0198200	-0.4754160	0.000000	0.0000000	0.0000000
Titanium	334.90	0.000000	0.000000	2.4190100	0.000000	0.000000	0.000000	0.0000000	0.000000	0.0000000	0.0000000
Vanadium	292.40	0.000000	-0.1493740	-0.4730220	0.000000	0.000000	0.000000	0.6244000	0.000000	0.0000000	0.0000000
Zinc	206.20	0.000000	0.000000	0.2630070	0.000000	-0.0715634	0.000000	0.0000000	0.000000	0.0000000	0.0000000

Preparation Log



CLIENT: ENVIROMENTAL SCIENCE

ANALYSIS METHOD: ICP

PROJECT: JELD-WEN NORD DOOR

ARI PREP CODE: SWC

SDG: PB63

PREPDATE: 6/10/2009

CLIENT ID	ARI ID	MASS (g)	INITIAL VOLUME (mL)	FINAL VOLUME (mL)
3SED8-A	PB63A	1.026	0.0	50.0
3SED8-AD	PB63ADUP	1.023	0.0	50.0
3SED8-AS	PB63ASPK	1.031	0.0	50.0
3SED8-B	PB63B	1.092	0.0	50.0
3SED8-C	PB63C	1.068	0.0	50.0
3SED5-A	PB63D	1.061	0.0	50.0
3SED5-B	PB63E	1.013	0.0	50.0
3SED5-C	PB63F	1.014	0.0	50.0
3SED10-A	PB63G	1.064	0.0	50.0
3SED10-B	PB63H	1.029	0.0	50.0
3SED10-C	PB63I	1.035	0.0	50.0
PBS	PB63MB1	1.000	0.0	50.0
LCSS	PB63MB1SPK	1.000	0.0	50.0

Preparation Log



CLIENT: ENVIROMENTAL SCIENCE

ANALYSIS METHOD: CVA

PROJECT: JELD-WEN NORD DOOR

ARI PREP CODE: SMM

SDG: PB63

PREPDATE: 6/10/2009

CLIENT ID	ARI ID	MASS (g)	INITIAL VOLUME (mL)	FINAL VOLUME (mL)
3SED8-A	PB63A	0.212	0.0	50.0
3SED8-AD	PB63ADUP	0.213	0.0	50.0
3SED8-AS	PB63ASPK	0.211	0.0	50.0
3SED8-B	PB63B	0.269	0.0	50.0
3SED8-C	PB63C	0.257	0.0	50.0
3SED5-A	PB63D	0.234	0.0	50.0
3SED5-B	PB63E	0.264	0.0	50.0
3SED5-C	PB63F	0.285	0.0	50.0
3SED10-A	PB63G	0.203	0.0	50.0
3SED10-B	PB63H	0.260	0.0	50.0
3SED10-C	PB63I	0.258	0.0	50.0
PBS	PB63MB1	0.200	0.0	50.0
LCSW	PB63MB1SPK	0.200	0.0	50.0

Analysis Run Log



CLIENT: ENVIRONMENTAL SCIENCE

PROJECT: JELD-WEN NORD DOOR

SDG: PB63

INSTRUMENT ID: OPTIMA ICP 2

RUNID: IP061271 METHOD: ICP

START DATE: 6/12/2009

END DATE: 6/12/2009

CLIENT ID	ARI ID	DIL. TIME	%R	AG	AL	AS	B	BA	BE	CA	CD	CO	CR	CU	FE	HG	K	MG	MN	MO	NA	NI	PB	SB	SE	SI	SN	TI	TL	U	V	ZN		
S0	S0	1.00 10360		X																												X		
S2	S2	1.00 10395												X																		X		
S3	S3	1.00 10410		X																													X	
S4	S4	1.00 10431																																
S5	S5	1.00 10445																																
ICV	ICV	1.00 10551		X																													X	
ICB	ICB	1.00 10574		X																														X
ZZZZZZ	ZZZZZZ	1.00 11011																																
ZZZZZZ	ZZZZZZ	1.00 11044																																
ZZZZZZ	ZZZZZZ	1.00 11080																																
CCV	CCV1	1.00 11112		X																														X
CCB	CCB1	1.00 11135		X																														X
ZZZZZZ	PB44MB1	2.00 11174		X																														X
S0	S0	1.00 11220		X																														X
CCV	CCV2	1.00 11262		X																														X
CCB	CCB2	1.00 11285		X																														X
CRI	CRI1	1.00 11322		X																														X
ICSA	ICSAI	1.00 11355		X																														X
ICSAB	ICSABI	1.00 11391		X																														X
CCV	CCV3	1.00 11424		X																														X
CCB	CCB3	1.00 11451		X																														X
ZZZZZZ	PB44MB1	2.00 11491																																
ZZZZZZ	PB69L	5.00 11530																																
ZZZZZZ	PB44B	2.00 11562																																
ZZZZZZ	PB44C	2.00 11595																																
ZZZZZZ	PB44D	2.00 12032																																
ZZZZZZ	PB44ADUP	2.00 12070																																
ZZZZZZ	PB44A	2.00 12103																																
ZZZZZZ	PB44ASPK	2.00 12140																																
ZZZZZZ	ZZZZZZ	2.00 12173																																
ZZZZZZ	PB44MB1SPK	2.00 12205																																
CCV	CCV4	1.00 12242		X																														X
CCB	CCB4	1.00 12265		X																														X
ZZZZZZ	PB44F	2.00 12302																																
ZZZZZZ	PB44G	2.00 12335																																

Analysis Run Log

CLIENT: ENVIRONMENTAL SCIENCE
 PROJECT: JELD-WEN NORD DOOR
 SDG: PB63
 INSTRUMENT ID: OPTIMA ICP 2
 RUNID: IP061271
 METHOD: ICP
 START DATE: 6/12/2009
 END DATE: 6/12/2009

CLIENT ID	ARI ID	DIL.	TIME	%R	AG	AL	AS	B	BA	BE	CA	CD	CO	CR	CU	FE	HG	K	MG	MN	MO	NA	NI	PB	SB	SE	SI	SN	TI	TL	U	V	ZN			
ZZZZZZ	PB44H	2.00	12372																																X	
ZZZZZZ	PB44I	2.00	12405																																X	
ZZZZZZ	PB44J	2.00	12441																																X	
ZZZZZZ	PB44K	2.00	12474																																X	
ZZZZZZ	PB44L	2.00	12522																																X	
ZZZZZZ	PB44M	2.00	12555																																X	
ZZZZZZ	PB44N	2.00	12592																																X	
ZZZZZZ	PB44O	2.00	13025																																X	
CCV	CCV5	1.00	13062		X								X	X																				X		
CCB	CCB5	1.00	13085		X							X	X																						X	
PBS	PB63MB1	2.00	13122		X							X	X																						X	
ZZZZZZ	PB44E	2.00	13160																																	X
3SED8-B	PB63B	2.00	13193		X							X	X																						X	
3SED8-C	PB63C	2.00	13230		X							X	X																							X
3SED5-A	PB63D	2.00	13263		X							X	X																							X
3SED8-AD	PB63ADUP	2.00	13300		X							X	X																							X
3SED8-A	PB63A	2.00	13333		X							X	X																							X
3SED8-AS	PB63ASP	2.00	13370		X							X	X																							X
3SED8-AA	PB63APOST	2.00	13394		X							X	X																							X
LCSS	PB63MB1SPK	2.00	13421		X							X	X																							X
CCV	CCV6	1.00	13454		X							X	X																							X
CCB	CCB6	1.00	13482		X							X	X																							X
ZZZZZZ	PB44I	2.00	13520																																	X
ZZZZZZ	PB44K	2.00	13552																																	X
ZZZZZZ	PB44O	2.00	13585																																	X
3SED5-B	PB63E	2.00	14022		X							X	X																							X
3SED5-C	PB63F	2.00	14055		X							X	X																							X
3SED10-A	PB63G	2.00	14092		X							X	X																							X
3SED10-B	PB63H	2.00	14125		X							X	X																							X
3SED10-C	PB63I	2.00	14162		X							X	X																							X
ZZZZZZ	PB44I	5.00	14195																																	X
ZZZZZZ	PB44MB1SPK	2.00	14232		X							X	X																							X
CCV	CCV7	1.00	14265		X							X	X																							X
CCB	CCB7	1.00	14292		X							X	X																							X

Analysis Run Log



CLIENT: ENVIRONMENTAL SCIENCE

PROJECT: JELD-WEN NORD DOOR

SDG: PB63

INSTRUMENT ID: OPTIMA ICP 2

RUNID: IP061671 METHOD: ICP

START DATE: 6/16/2009

END DATE: 6/16/2009

CLIENT ID	ARI ID	DIL.	TIME	%R	AG	AL	AS	B	BA	BE	CA	CD	CO	CR	CU	FE	HG	K	MG	MN	MO	NA	NI	PB	SB	SE	SI	SN	TI	TL	U	V	ZN				
ZZZZZZ	NEW SC		1.00 09270																															X			
S0	S0		1.00 09332	X									X	X	X									X										X			
S2	S2		1.00 09371									X	X	X										X										X			
S3	S3		1.00 09382																																		
S4	S4		1.00 09402	X																																	
S5	S5		1.00 09420																																		
ICV	ICV		1.00 09462	X								X	X	X										X											X		
ICB	ICB		1.00 09485	X								X	X	X										X											X		
CRI	CRII		1.00 09524	X								X	X	X										X											X		
ICSA	ICSAI		1.00 09562	X								X	X	X										X											X		
ICSAB	ICSABI		1.00 10001	X								X	X	X										X											X		
CCV	CCV1		1.00 10032	X								X	X	X										X											X		
CCB	CCB1		1.00 10060	X								X	X	X										X											X		
ZZZZZZ	PB44RMB1		2.00 10111																																		
3SEFD10-C	PB63I		5.00 10145	X								X	X	X										X												X	
ZZZZZZ	PB44RB		2.00 10182																																		
ZZZZZZ	PB44RC		2.00 10220																																		
ZZZZZZ	PB44RD		2.00 10253																																		
ZZZZZZ	PB44RE		2.00 10290																																		
ZZZZZZ	PB44RADUP		2.00 10323																																		
ZZZZZZ	PB44RA		2.00 10360																																		
ZZZZZZ	PB44RASPK		2.00 10393																																		
ZZZZZZ	PB44RMB1SPK		2.00 10420																																		
CCV	CCV2		1.00 10453	X								X	X	X									X												X		
CCB	CCB2		1.00 10480	X								X	X	X									X												X		

PB63 : 01000

Analysis Run Log

CLIENT: ENVIRONMENTAL SCIENCE
 PROJECT: JELD-WEN NORD DOOR
 SDG: PB63
 INSTRUMENT ID: CETAC MERCURY
 RUNID: HG061201
 METHOD: CVA
 START DATE: 6/12/2009
 END DATE: 6/12/2009

CLIENT ID	ARI ID	DIL.	TIME	%R	AG	AL	AS	B	BA	BE	CA	CD	CO	CR	CU	FE	HG	K	MG	MN	MO	NA	NI	PB	SB	SE	SI	SN	TI	TL	U	V	ZN			
S0	S0	1.00	10175														X																			
S0.1	S0.1	1.00	10193														X																			
S0.5	S0.5	1.00	10210														X																			
S1	S1	1.00	10224														X																			
S2	S2	1.00	10242														X																			
S5	S5	1.00	10260														X																			
S10	S10	1.00	10274														X																			
ICV	AICV	1.00	10464														X																			
ICB	ICB	1.00	10482														X																			
CCV	ACCV1	1.00	10495														X																			
CCB	CCB1	1.00	10513														X																			
CRA	CRA	1.00	10531														X																			
PBW	PB63MB1	1.00	10545														X																			
LCSW	PB63MB1SPK	1.00	10562														X																			
3SED8-A	PB63A	1.00	10580																																	
3SED8-AD	PB63ADUP	1.00	10594																																	
3SED8-AS	PB63ASPK	1.00	11011																																	
3SED8-B	PB63B	1.00	11025															X																		
3SED8-C	PB63C	1.00	11043															X																		
3SED5-A	PB63D	1.00	11060															X																		
3SED5-B	PB63E	1.00	11074															X																		
CCV	ACCV2	1.00	11092															X																		
CCB	CCB2	1.00	11110															X																		
3SED5-C	PB63F	1.00	11124															X																		
3SED10-A	PB63G	1.00	11141															X																		
3SED10-B	PB63H	1.00	11155															X																		
3SED10-C	PB63I	1.00	11173															X																		
CCV	ACCV3	1.00	11190															X																		
CCB	CCB3	1.00	11204															X																		
ZZZZZZ	PB44MB1	1.00	11225															X																		
ZZZZZZ	PB44MB1SPK	1.00	11242															X																		
ZZZZZZ	PB44A	1.00	11260															X																		
ZZZZZZ	PB44ADUP	1.00	11274															X																		
ZZZZZZ	PB44ASPK	1.00	11291															X																		
ZZZZZZ	PB44B	1.00	11305															X																		

7000 : 81004

Analysis Run Log

CLIENT: ENVIRONMENTAL SCIENCE
 PROJECT: JELD-WEN NORD DOOR
 SDG: PB63
 INSTRUMENT ID: CETAC MERCURY
 RUNID: HG061201 METHOD: CVA
 START DATE: 6/12/2009
 END DATE: 6/12/2009

CLIENT ID	ARI ID	DIL.	TIME	%R	AG	AL	AS	B	BA	BE	CA	CD	CO	CR	CU	FE	HG	K	MG	MN	MO	NA	NI	PB	SB	SE	SI	SN	TI	TL	U	V	ZN
ZZZZZZ	PB44C	1.00	11322																														
ZZZZZZ	PB44D	1.00	11340																														
ZZZZZZ	PB44E	1.00	11354																														
ZZZZZZ	PB44F	1.00	11371																														
CCV	ACCV4	1.00	11385																														
CCB	CCB4	1.00	11403																														
ZZZZZZ	PB44G	1.00	11421																														
ZZZZZZ	PB44H	1.00	11435																														
ZZZZZZ	PB44I	1.00	11453																														
ZZZZZZ	PB44J	1.00	11470																														
ZZZZZZ	PB44K	1.00	11484																														
ZZZZZZ	PB44L	1.00	11501																														
ZZZZZZ	PB44M	1.00	11515																														
ZZZZZZ	PB44N	1.00	11533																														
ZZZZZZ	PB44O	1.00	11550																														
3SED8-A	PB63A	1.00	11564																														
CCV	ACCV5	1.00	11582																														
CCB	CCB5	1.00	12000																														
3SED8-AD	PB63ADUP	1.00	12014																														
3SED8-AS	PB63ASPK	1.00	12032																														
CCV	ACCV6	1.00	12045																														
CCB	CCB6	1.00	12064																														

Metals Analysis
Sample Data

prepared
for

ENVIROMENTAL SCIENCE CORP.

Project: JELD-WEN NORD DOOR, 008.0228.00017

ARI JOB NO: PB63

prepared
by

Analytical Resources, Inc.

INORGANICS ANALYSIS DATA SHEET

TOTAL METALS

Page 1 of 1

Sample ID: 3SED8-A

SAMPLE

Lab Sample ID: PB63A

LIMS ID: 09-12942

Matrix: Sediment

Data Release Authorized: 

Reported: 06/17/09

QC Report No: PB63-ENVIROMENTAL SCIENCE CORP.

Project: JELD-WEN NORD DOOR

008.0228.00017

Date Sampled: 06/05/09

Date Received: 06/05/09

Percent Total Solids: 64.1%

Prep Meth	Prep Date	Analysis Method	Analysis Date	CAS Number	Analyte	RL	mg/kg-dry	Q
3050B	06/10/09	6010B	06/12/09	7440-38-2	Arsenic	8	17	
3050B	06/10/09	6010B	06/12/09	7440-43-9	Cadmium	0.3	0.3	U
3050B	06/10/09	6010B	06/12/09	7440-47-3	Chromium	0.8	66.3	
3050B	06/10/09	6010B	06/12/09	7440-50-8	Copper	0.3	47.6	
3050B	06/10/09	6010B	06/12/09	7439-92-1	Lead	3	21	
CLP	06/10/09	7471A	06/12/09	7439-97-6	Mercury	0.04	0.10	
3050B	06/10/09	6010B	06/12/09	7440-22-4	Silver	0.5	0.5	U
3050B	06/10/09	6010B	06/12/09	7440-66-6	Zinc	2	94	

U-Analyte undetected at given RL

RL-Reporting Limit

INORGANICS ANALYSIS DATA SHEET

TOTAL METALS


Page 1 of 1

Sample ID: 3SED8-B
SAMPLE

Lab Sample ID: PB63B

LIMS ID: 09-12943

Matrix: Sediment

Data Release Authorized: 

Reported: 06/17/09

QC Report No: PB63-ENVIRONMENTAL SCIENCE CORP.

Project: JELD-WEN NORD DOOR

008.0228.00017

Date Sampled: 06/05/09

Date Received: 06/05/09

Percent Total Solids: 41.5%

Prep Meth	Prep Date	Analysis Method	Analysis Date	CAS Number	Analyte	RL	mg/kg-dry	Q
3050B	06/10/09	6010B	06/12/09	7440-38-2	Arsenic	10	20	
3050B	06/10/09	6010B	06/12/09	7440-43-9	Cadmium	0.4	0.4	U
3050B	06/10/09	6010B	06/12/09	7440-47-3	Chromium	1	55	
3050B	06/10/09	6010B	06/12/09	7440-50-8	Copper	0.4	55.1	
3050B	06/10/09	6010B	06/12/09	7439-92-1	Lead	4	10	
CLP	06/10/09	7471A	06/12/09	7439-97-6	Mercury	0.04	0.10	
3050B	06/10/09	6010B	06/12/09	7440-22-4	Silver	0.7	0.7	U
3050B	06/10/09	6010B	06/12/09	7440-66-6	Zinc	2	214	

U-Analyte undetected at given RL

RL-Reporting Limit

INORGANICS ANALYSIS DATA SHEET

TOTAL METALS

Page 1 of 1

Sample ID: 3SED8-C
SAMPLE

Lab Sample ID: PB63C

LIMS ID: 09-12944

Matrix: Sediment

Data Release Authorized: 

Reported: 06/17/09

QC Report No: PB63-ENVIRONMENTAL SCIENCE CORP.

Project: JELD-WEN NORD DOOR

008.0228.00017

Date Sampled: 06/05/09

Date Received: 06/05/09

Percent Total Solids: 47.0%

Prep Meth	Prep Date	Analysis Method	Analysis Date	CAS Number	Analyte	RL	mg/kg-dry	Q
3050B	06/10/09	6010B	06/12/09	7440-38-2	Arsenic	10	20	
3050B	06/10/09	6010B	06/12/09	7440-43-9	Cadmium	0.4	0.4	U
3050B	06/10/09	6010B	06/12/09	7440-47-3	Chromium	1	66	
3050B	06/10/09	6010B	06/12/09	7440-50-8	Copper	0.4	63.2	
3050B	06/10/09	6010B	06/12/09	7439-92-1	Lead	4	13	
CLP	06/10/09	7471A	06/12/09	7439-97-6	Mercury	0.04	0.11	
3050B	06/10/09	6010B	06/12/09	7440-22-4	Silver	0.6	0.6	U
3050B	06/10/09	6010B	06/12/09	7440-66-6	Zinc	2	98	

U-Analyte undetected at given RL

RL-Reporting Limit

INORGANICS ANALYSIS DATA SHEET

TOTAL METALS

Page 1 of 1

Sample ID: 3SED5-A
SAMPLE

Lab Sample ID: PB63D

LIMS ID: 09-12945

Matrix: Sediment

Data Release Authorized: 

Reported: 06/17/09

QC Report No: PB63-ENVIRONMENTAL SCIENCE CORP.

Project: JELD-WEN NORD DOOR

008.0228.00017

Date Sampled: 06/05/09

Date Received: 06/05/09

Percent Total Solids: 78.8%

Prep Meth	Prep Date	Analysis Method	Analysis Date	CAS Number	Analyte	RL	mg/kg-dry	Q
3050B	06/10/09	6010B	06/12/09	7440-38-2	Arsenic	6	10	
3050B	06/10/09	6010B	06/12/09	7440-43-9	Cadmium	0.2	0.2	U
3050B	06/10/09	6010B	06/12/09	7440-47-3	Chromium	0.6	26.6	
3050B	06/10/09	6010B	06/12/09	7440-50-8	Copper	0.2	19.5	
3050B	06/10/09	6010B	06/12/09	7439-92-1	Lead	2	12	
CLP	06/10/09	7471A	06/12/09	7439-97-6	Mercury	0.03	0.03	U
3050B	06/10/09	6010B	06/12/09	7440-22-4	Silver	0.4	0.4	U
3050B	06/10/09	6010B	06/12/09	7440-66-6	Zinc	1	55	

U-Analyte undetected at given RL
RL-Reporting Limit

INORGANICS ANALYSIS DATA SHEET

TOTAL METALS


Page 1 of 1

**Sample ID: 3SED5-B
SAMPLE**

Lab Sample ID: PB63E

LIMS ID: 09-12946

Matrix: Sediment

Data Release Authorized: 

Reported: 06/17/09

QC Report No: PB63-ENVIRONMENTAL SCIENCE CORP.

Project: JELD-WEN NORD DOOR

008.0228.00017

Date Sampled: 06/05/09

Date Received: 06/05/09

Percent Total Solids: 68.2%

Prep Meth	Prep Date	Analysis Method	Analysis Date	CAS Number	Analyte	RL	mg/kg-dry	Q
3050B	06/10/09	6010B	06/12/09	7440-38-2	Arsenic	7	16	
3050B	06/10/09	6010B	06/12/09	7440-43-9	Cadmium	0.3	0.3	U
3050B	06/10/09	6010B	06/12/09	7440-47-3	Chromium	0.7	39.8	
3050B	06/10/09	6010B	06/12/09	7440-50-8	Copper	0.3	31.5	
3050B	06/10/09	6010B	06/12/09	7439-92-1	Lead	3	5	
CLP	06/10/09	7471A	06/12/09	7439-97-6	Mercury	0.03	0.05	
3050B	06/10/09	6010B	06/12/09	7440-22-4	Silver	0.4	0.4	U
3050B	06/10/09	6010B	06/12/09	7440-66-6	Zinc	1	55	

U-Analyte undetected at given RL

RL-Reporting Limit

INORGANICS ANALYSIS DATA SHEET

TOTAL METALS


Page 1 of 1

Sample ID: 3SED5-C
SAMPLE

Lab Sample ID: PB63F

LIMS ID: 09-12947

Matrix: Sediment

Data Release Authorized: 

Reported: 06/17/09

QC Report No: PB63-ENVIRONMENTAL SCIENCE CORP.

Project: JELD-WEN NORD DOOR

008.0228.00017

Date Sampled: 06/05/09

Date Received: 06/05/09

Percent Total Solids: 64.0%

Prep Meth	Prep Date	Analysis Method	Analysis Date	CAS Number	Analyte	RL	mg/kg-dry	Q
3050B	06/10/09	6010B	06/12/09	7440-38-2	Arsenic	8	18	
3050B	06/10/09	6010B	06/12/09	7440-43-9	Cadmium	0.3	0.3	U
3050B	06/10/09	6010B	06/12/09	7440-47-3	Chromium	0.8	42.4	
3050B	06/10/09	6010B	06/12/09	7440-50-8	Copper	0.3	34.2	
3050B	06/10/09	6010B	06/12/09	7439-92-1	Lead	3	7	
CLP	06/10/09	7471A	06/12/09	7439-97-6	Mercury	0.03	0.05	
3050B	06/10/09	6010B	06/12/09	7440-22-4	Silver	0.5	0.5	U
3050B	06/10/09	6010B	06/12/09	7440-66-6	Zinc	2	60	

U-Analyte undetected at given RL

RL-Reporting Limit

INORGANICS ANALYSIS DATA SHEET

TOTAL METALS


Page 1 of 1

Sample ID: 3SED10-A
SAMPLE

Lab Sample ID: PB63G

LIMS ID: 09-12948

Matrix: Sediment

Data Release Authorized: 

Reported: 06/17/09

QC Report No: PB63-ENVIRONMENTAL SCIENCE CORP.

Project: JELD-WEN NORD DOOR

008.0228.00017

Date Sampled: 06/05/09

Date Received: 06/05/09

Percent Total Solids: 84.0%

Prep Meth	Prep Date	Analysis Method	Analysis Date	CAS Number	Analyte	RL	mg/kg-dry	Q
3050B	06/10/09	6010B	06/12/09	7440-38-2	Arsenic	6	13	
3050B	06/10/09	6010B	06/12/09	7440-43-9	Cadmium	0.2	0.2	U
3050B	06/10/09	6010B	06/12/09	7440-47-3	Chromium	0.6	28.5	
3050B	06/10/09	6010B	06/12/09	7440-50-8	Copper	0.2	20.5	
3050B	06/10/09	6010B	06/12/09	7439-92-1	Lead	2	9	
CLP	06/10/09	7471A	06/12/09	7439-97-6	Mercury	0.03	0.03	U
3050B	06/10/09	6010B	06/12/09	7440-22-4	Silver	0.3	0.3	U
3050B	06/10/09	6010B	06/12/09	7440-66-6	Zinc	1	46	

U-Analyte undetected at given RL

RL-Reporting Limit

INORGANICS ANALYSIS DATA SHEET

TOTAL METALS


Page 1 of 1

Sample ID: 3SED10-B
SAMPLE

Lab Sample ID: PB63H

LIMS ID: 09-12949

Matrix: Sediment

Data Release Authorized: 

Reported: 06/17/09

QC Report No: PB63-ENVIRONMENTAL SCIENCE CORP.

Project: JELD-WEN NORD DOOR

008.0228.00017

Date Sampled: 06/05/09

Date Received: 06/05/09

Percent Total Solids: 53.7%

Prep Meth	Prep Date	Analysis Method	Analysis Date	CAS Number	Analyte	RL	mg/kg-dry	Q
3050B	06/10/09	6010B	06/12/09	7440-38-2	Arsenic	9	21	
3050B	06/10/09	6010B	06/12/09	7440-43-9	Cadmium	0.4	0.4	U
3050B	06/10/09	6010B	06/12/09	7440-47-3	Chromium	0.9	54.7	
3050B	06/10/09	6010B	06/12/09	7440-50-8	Copper	0.4	61.9	
3050B	06/10/09	6010B	06/12/09	7439-92-1	Lead	4	15	
CLP	06/10/09	7471A	06/12/09	7439-97-6	Mercury	0.04	0.09	
3050B	06/10/09	6010B	06/12/09	7440-22-4	Silver	0.5	0.5	U
3050B	06/10/09	6010B	06/12/09	7440-66-6	Zinc	2	98	

U-Analyte undetected at given RL
RL-Reporting Limit

INORGANICS ANALYSIS DATA SHEET

TOTAL METALS


Page 1 of 1

Sample ID: 3SED10-C
SAMPLE

Lab Sample ID: PB63I

LIMS ID: 09-12950

Matrix: Sediment

Data Release Authorized: 

Reported: 06/17/09

QC Report No: PB63-ENVIRONMENTAL SCIENCE CORP.

Project: JELD-WEN NORD DOOR

008.0228.00017

Date Sampled: 06/05/09

Date Received: 06/05/09

Percent Total Solids: 60.7%

Prep Meth	Prep Date	Analysis Method	Analysis Date	CAS Number	Analyte	RL	mg/kg-dry	Q
3050B	06/10/09	6010B	06/16/09	7440-38-2	Arsenic	20	40	
3050B	06/10/09	6010B	06/16/09	7440-43-9	Cadmium	0.8	0.8	U
3050B	06/10/09	6010B	06/16/09	7440-47-3	Chromium	2	66	
3050B	06/10/09	6010B	06/16/09	7440-50-8	Copper	0.8	89.7	
3050B	06/10/09	6010B	06/16/09	7439-92-1	Lead	8	31	
CLP	06/10/09	7471A	06/12/09	7439-97-6	Mercury	0.03	0.11	
3050B	06/10/09	6010B	06/16/09	7440-22-4	Silver	1	1	U
3050B	06/10/09	6010B	06/16/09	7440-66-6	Zinc	4	119	

U-Analyte undetected at given RL
RL-Reporting Limit

Metals Analysis
Instrument Raw Data and Logs

prepared
for

ENVIROMENTAL SCIENCE CORP.

Project: JELD-WEN NORD DOOR, 008.0228.00017

ARI JOB NO: PB63

prepared
by

Analytical Resources, Inc.



IEC Date: 6.4.09

Analysis Date: 6.12.09

Analyst: BAW

LR Date: 6.5.09

Page: 1 of 5

All corrections made by analyst unless otherwise noted.

Edit Label	Delete Data	ARI Sample ID	Prep. Code	Dilution	Comments
		Std 0			2615-7
		↓ 2			-8
		3			-9
		4			-10
		↓ 5			-11
		ICV			2587-7
		ICB			
2		222222			CBout
↓		222222			↓
		222222			
		CCV1			
		CCB1			Al Fe high
	✓	PB44 MBI	SUC	2	Perm
		Std 0			
		CCV2			
		CCB2			
		CR1			
		ICSA			Ti 0.013
		ICBAB			
		CCV3			
		CCB3			
		PB44 MBI	SUC	2	
		PB69 L	TWC	5	
		PB44 B	SUC	2	



IEC Date: _____

Analysis Date: 6-12-09

Analyst: BW

LR Date: _____

Page: 2 of 5

All corrections made by analyst unless otherwise noted.

Edit Label	Delete Data	ARI Sample ID	Prep. Code	Dilution	Comments
		PB44 C	SWC	2	
		↓ D	↓	↓	
		Adip			✓
		↓ A	↓	↓	
		Asph			✓
2		222222			
		PB44 MB1sph	↓	↓	CAF all low 72-79%
		CCV4			
		CCB4			
		PB44 F	SWC	2	
		↓ G	↓	↓	
	✓	H			
		I			clog?
		J			
	✓	K			clog
		L			
		M			
		N			
	✓	↓ O	↓	↓	noisy
		CCV5			
		CCB5			Al Fe Mn high
		PB63 MB1	SWC	2	
		PB44 E	↓	↓	
		PB63 B	↓	↓	



IEC Date:

Analysis Date: 6.12.09

Analyst: REW

LR Date:

Page: 3 of 5

All corrections made by analyst unless otherwise noted.

Edit Label	Delete Data	ARI Sample ID	Prep. Code	Dilution	Comments
		PB63 C	SUC	2	
		↓ D	↓	↓	✓
		Adcp	↓	↓	
		↓ A	↓	↓	CAF
		Asph	↓	↓	Cu 133%
		↓ Apost	↓	↓	0.08ml ICP sph <u>Cu</u>
		↓ MBIsph	↓	↓	
		CCV 6			
		CCB6			diff. sol'n 2515-16
	✓	PB44 I	SUC	2	Al Fe high-rem
		↓ K	↓	↓	
		↓ O	↓	↓	
		PB63 E			
		↓ F	↓	↓	
		↓ G	↓	↓	
		↓ H	↓	↓	
	✓	↓ I	↓	↓	Fe high
label		PB44 I		5	
↓	✓	↓ MBIsph	↓	2	confirms
		CCV 7			
		CCB7			Fe Mg high end package
	✓	PB41 MB2	WMM		rem
	✓	↓ G	↓	50	↓
		CCV			

[Handwritten signature]

Metals Data Review Checklist

Method: ICP ICP-MS GFA CVA

Analysis Date: 6.12.09

ICP 2	Analyst Rw 6.13	Peer H 6.15	Comment
Logbook:			
Analyst, Date, Method info	/	/	
Sample ID's	/	/	
Standard/QC solution ID's recorded	/	/	
Prep codes	/	/	
Dilution factors	/	/	
Crossouts/Corrections/Deletions	/	-	
Calibration:			
Blank & Standard intensities	/	/	
Standard deviations	/	/	
Curve fit	/	/	
Calibration Verification:			
ICV/CCV	/	/	
ICB/CCB	/	/	see log
Samples:			
RSD's & SD's	/	/	see log
Internal Standards	/	/	
Carry-over	/	-	
Method QC:			
CRI/CRA	/	/	
ICSA/ICSAB	/	/	see log
Post Spikes/Serial Dilutions	/	/	
Analytic Spikes	-	-	
Matrix QC:			
SRM/LCS	/	/	PB44
Matrix Spikes	/	/	PB63
Matrix Duplicates	/	/	
Method Blanks	/	/	PB34
Data Distribution:			
Requested elements/isotope identified	/	/	
Correct samples identified for distribution	/	/	
Raw data match distributed data	/	/	
Data filename correct	/	/	
Necessary Analysts Notes and CAF's	/	/	PB34 PB44 PB63

Nebulizer Parameters: Hg ReAlign

Analyte Back Pressure Flow
 All 228.0 kPa 0.75 L/min

6/12/2009 10:34:15 AM Hg ReAlign... Actual peak offset (nm): 0.002
 Drift (nm): -0.000 Slit adjustment: 0

Analysis Begun

Start Time: 6/12/2009 10:35:59 AM Plasma On Time: 6/12/2009 9:45:51 AM
 Logged In Analyst: metals Technique: ICP Continuous
 Spectrometer Model: Optima 7300 DV, S/N 077C8121202 Autosampler Model: AS-93plus

Sample Information File: C:\pe\metals\Sample Information\CRIS11.sif

Batch ID:

Results Data Set: I2090612

Results Library: C:\pe\metals\Results\Results.mdb

Method Loaded

Method Name: 7300bcESI

IEC File: IEC2.iec

Method Description: 12Axial Elements

Method Last Saved: 6/5/2009 10:16:45 AM

MSF File:

Analyte	Calibration Equation	Processing	View	Internal Standard	IEC
Ag 328.068	Lin Thru 0	Peak Area	Axial	ScA 357.253	Yes
Al 308.215	Lin Thru 0	Peak Area	Radial	ScR 361.383	Yes
As 188.979	Lin Thru 0	Peak Area	Axial	ScA 357.253	Yes
B 249.677	Lin Thru 0	Peak Area	Radial	ScR 361.383	Yes
Ba 233.527	Lin Thru 0	Peak Area	Radial	ScR 361.383	Yes
Be 313.042	Lin Thru 0	Peak Area	Radial	ScR 361.383	Yes
Ca 317.933	Lin Thru 0	Peak Area	Radial	ScR 361.383	No
Cd 228.802	Lin Thru 0	Peak Area	Axial	ScA 357.253	Yes
Co 228.616	Lin Thru 0	Peak Area	Axial	ScA 357.253	Yes
Cr 267.716	Lin Thru 0	Peak Area	Radial	ScR 361.383	Yes
Cu 324.752	Lin Thru 0	Peak Area	Axial	ScA 357.253	Yes
Fe 273.955	Lin Thru 0	Peak Area	Radial	ScR 361.383	Yes
K 766.490	Lin Thru 0	Peak Area	Radial	ScR 361.383	No
Mg 279.077	Lin Thru 0	Peak Area	Radial	ScR 361.383	Yes
Mn 257.610	Lin Thru 0	Peak Area	Radial	ScR 361.383	Yes
Mo 202.031	Lin Thru 0	Peak Area	Axial	ScA 357.253	Yes
Na 589.592	Lin Thru 0	Peak Area	Radial	ScR 361.383	No
Na 330.237	Lin Thru 0	Peak Area	Radial	ScR 361.383	Yes
Ni 231.604	Lin Thru 0	Peak Area	Radial	ScR 361.383	Yes
Pb 220.353	Lin Thru 0	Peak Area	Axial	ScA 357.253	Yes
Sb 206.836	Lin Thru 0	Peak Area	Axial	ScA 357.253	Yes
Se 196.026	Lin Thru 0	Peak Area	Axial	ScA 357.253	Yes
Si 288.158	Lin Thru 0	Peak Area	Radial	ScR 361.383	Yes
Sn 189.927	Lin Thru 0	Peak Area	Axial	ScA 357.253	Yes
Sr 421.552	Lin Thru 0	Peak Area	Radial	ScR 361.383	No
Ti 334.903	Lin Thru 0	Peak Area	Radial	ScR 361.383	Yes
Tl 190.801	Lin Thru 0	Peak Area	Axial	ScA 357.253	Yes
V 292.402	Lin Thru 0	Peak Area	Axial	ScA 357.253	Yes
Zn 206.200	Lin Thru 0	Peak Area	Radial	ScR 361.383	Yes
ScA 357.253	Lin, Calc Int	Peak Area	Axial	n/a	n/a
ScR 361.383	Lin, Calc Int	Peak Area	Radial	n/a	n/a

Sequence No.: 1

Sample ID: Calib Blank 1

Autosampler Location: 1

Date Collected: 6/12/2009 10:36:04 AM

Data Type: Original

Nebulizer Parameters: Calib Blank 1

Analyte Back Pressure Flow
 All 229.0 kPa 0.75 L/min

Mean Data: Calib Blank 1

Analyte	Mean Corrected Intensity	Std.Dev.	RSD	Conc.	Calib Units
ScA 357.253	1972396.1	7050.05	0.36%	100.0	%
ScR 361.383	506902.9	1113.58	0.22%	100.0	%
Ag 328.068†	-60.4	24.59	40.72%	[0.00]	mg/L
Al 308.215†	-92.0	8.59	9.34%	[0.00]	mg/L
As 188.979†	-17.3	1.71	9.88%	[0.00]	mg/L
B 249.677†	11.3	5.91	52.30%	[0.00]	mg/L
Ba 233.527†	105.1	5.73	5.45%	[0.00]	mg/L
Be 313.042†	1548.8	3.61	0.23%	[0.00]	mg/L
Ca 317.933†	240.2	38.01	15.82%	[0.00]	mg/L
Cd 228.802†	213.3	0.68	0.32%	[0.00]	mg/L
Co 228.616†	-108.6	4.46	4.11%	[0.00]	mg/L
Cr 267.716†	-186.2	7.76	4.17%	[0.00]	mg/L
Cu 324.752†	3949.6	16.46	0.42%	[0.00]	mg/L
Fe 273.955†	-24.2	2.37	9.76%	[0.00]	mg/L
K 766.490†	-180.7	9.33	5.16%	[0.00]	mg/L
Mg 279.077†	-23.1	6.52	28.19%	[0.00]	mg/L
Mn 257.610†	218.1	8.47	3.88%	[0.00]	mg/L
Mo 202.031†	72.3	5.28	7.29%	[0.00]	mg/L
Na 589.592†	1818.1	25.48	1.40%	[0.00]	mg/L
Na 330.237†	212.1	15.05	7.09%	[0.00]	mg/L
Ni 231.604†	63.3	5.23	8.26%	[0.00]	mg/L
Pb 220.353†	-145.3	4.84	3.33%	[0.00]	mg/L
Sb 206.836†	64.5	4.61	7.14%	[0.00]	mg/L
Se 196.026†	-81.8	1.90	2.33%	[0.00]	mg/L
Si 288.158†	80.1	6.63	8.28%	[0.00]	mg/L
Sn 189.927†	-28.1	3.06	10.88%	[0.00]	mg/L
Sr 421.552†	-586.1	26.64	4.55%	[0.00]	mg/L
Ti 334.903†	-111.6	16.95	15.19%	[0.00]	mg/L
Tl 190.801†	-26.4	1.40	5.29%	[0.00]	mg/L
V 292.402†	128.6	3.52	2.74%	[0.00]	mg/L
Zn 206.200†	-93.1	0.73	0.78%	[0.00]	mg/L

Sequence No.: 2
Sample ID: STD2

Autosampler Location: 2
Date Collected: 6/12/2009 10:39:53 AM
Data Type: Original

Nebulizer Parameters: STD2

Analyte	Back Pressure	Flow
All	228.0 kPa	0.75 L/min

Mean Data: STD2

Analyte	Mean Corrected Intensity	Std.Dev.	RSD	Calib Conc. Units
ScA 357.253	1978573.3	8051.17	0.41%	100.3 %
ScR 361.383	506769.8	2685.39	0.53%	99.97 %
Ba 233.527†	121960.1	348.53	0.29%	[10] mg/L
Cd 228.802†	195633.8	719.85	0.37%	[10] mg/L
Co 228.616†	276073.1	436.82	0.16%	[10] mg/L
Cr 267.716†	117813.8	212.39	0.18%	[10] mg/L
Cu 324.752†	2593491.2	1731.76	0.07%	[10] mg/L
Mn 257.610†	986173.5	822.78	0.08%	[10] mg/L
V 292.402†	1016269.4	5646.13	0.56%	[10] mg/L

Sequence No.: 3
Sample ID: STD3

Autosampler Location: 3
Date Collected: 6/12/2009 10:41:08 AM
Data Type: Original

Nebulizer Parameters: STD3

Analyte	Back Pressure	Flow
All	229.0 kPa	0.75 L/min

Mean Data: STD3

Analyte	Mean Corrected Intensity	Std.Dev.	RSD	Conc.	Calib Units
ScA 357.253	1962745.7	8220.59	0.42%	99.51	%
ScR 361.383	501546.1	3425.55	0.68%	98.94	%
Ag 328.068†	210710.1	1370.88	0.65%	[1.0]	mg/L
As 188.979†	8324.3	84.39	1.01%	[10]	mg/L
B 249.677†	110977.0	741.06	0.67%	[10]	mg/L
Be 313.042†	4417824.7	45160.45	1.02%	[5.0]	mg/L
Na 589.592†	762206.5	2888.74	0.38%	[50]	mg/L
Ni 231.604†	43360.9	195.63	0.45%	[10]	mg/L
Pb 220.353†	60892.8	30.28	0.05%	[10]	mg/L
Se 196.026†	12127.5	65.23	0.54%	[10]	mg/L
Sr 421.552†	4799997.2	55739.50	1.16%	[5]	mg/L
Tl 190.801†	14426.2	107.93	0.75%	[10]	mg/L
Zn 206.200†	45113.1	298.04	0.66%	[10]	mg/L

Sequence No.: 4
Sample ID: STD4

Autosampler Location: 4
Date Collected: 6/12/2009 10:43:10 AM
Data Type: Original

Nebulizer Parameters: STD4

Analyte	Back Pressure	Flow
All	228.0 kPa	0.75 L/min

Mean Data: STD4

Analyte	Mean Corrected Intensity	Std.Dev.	RSD	Conc.	Calib Units
ScA 357.253	1987013.3	23611.76	1.19%	100.7	%
ScR 361.383	507448.3	1562.29	0.31%	100.1	%
Mo 202.031†	145406.0	2741.82	1.89%	[10]	mg/L
Sb 206.836†	22702.5	430.24	1.90%	[10]	mg/L
Si 288.158†	22249.7	147.93	0.66%	[10]	mg/L
Sn 189.927†	42402.7	674.06	1.59%	[10]	mg/L
Ti 334.903†	317420.4	2965.53	0.93%	[10]	mg/L

Sequence No.: 5
Sample ID: STD5

Autosampler Location: 5
Date Collected: 6/12/2009 10:44:53 AM
Data Type: Original

Nebulizer Parameters: STD5

Analyte	Back Pressure	Flow
All	228.0 kPa	0.75 L/min

Mean Data: STD5

Analyte	Mean Corrected Intensity	Std.Dev.	RSD	Calib Conc. Units
ScA 357.253	1856187.7	7672.87	0.41%	94.11 %
ScR 361.383	504001.0	4440.92	0.88%	99.43 %
Al 308.215†	55053.6	406.69	0.74%	[30] mg/L
Ca 317.933†	387407.4	956.19	0.25%	[30] mg/L
Fe 273.955†	182406.0	1308.32	0.72%	[100] mg/L
K 766.490†	187467.7	1510.38	0.81%	[100] mg/L
Mg 279.077†	39313.6	403.75	1.03%	[30] mg/L
Na 330.237†	4818.7	35.62	0.74%	[100] mg/L

Calibration Summary

Analyte	Stds.	Equation	Intercept	Slope	Curvature	Corr. Coef.	Reslope
Ag 328.068	1	Lin Thru 0	0.0	210700	0.00000	1.000000	
Al 308.215	1	Lin Thru 0	0.0	1835	0.00000	1.000000	
As 188.979	1	Lin Thru 0	0.0	832.4	0.00000	1.000000	
B 249.677	1	Lin Thru 0	0.0	11100	0.00000	1.000000	
Ba 233.527	1	Lin Thru 0	0.0	12200	0.00000	1.000000	
Be 313.042	1	Lin Thru 0	0.0	883600	0.00000	1.000000	
Ca 317.933	1	Lin Thru 0	0.0	12910	0.00000	1.000000	
Cd 228.802	1	Lin Thru 0	0.0	19560	0.00000	1.000000	
Co 228.616	1	Lin Thru 0	0.0	27610	0.00000	1.000000	
Cr 267.716	1	Lin Thru 0	0.0	11780	0.00000	1.000000	
Cu 324.752	1	Lin Thru 0	0.0	259300	0.00000	1.000000	
Fe 273.955	1	Lin Thru 0	0.0	1824	0.00000	1.000000	
K 766.490	1	Lin Thru 0	0.0	1875	0.00000	1.000000	
Mg 279.077	1	Lin Thru 0	0.0	1310	0.00000	1.000000	
Mn 257.610	1	Lin Thru 0	0.0	98620	0.00000	1.000000	
Mo 202.031	1	Lin Thru 0	0.0	14540	0.00000	1.000000	
Na 589.592	1	Lin Thru 0	0.0	15240	0.00000	1.000000	
Na 330.237	1	Lin Thru 0	0.0	48.19	0.00000	1.000000	
Ni 231.604	1	Lin Thru 0	0.0	4336	0.00000	1.000000	
Pb 220.353	1	Lin Thru 0	0.0	6089	0.00000	1.000000	
Sb 206.836	1	Lin Thru 0	0.0	2270	0.00000	1.000000	
Se 196.026	1	Lin Thru 0	0.0	1213	0.00000	1.000000	
Si 288.158	1	Lin Thru 0	0.0	2225	0.00000	1.000000	
Sn 189.927	1	Lin Thru 0	0.0	4240	0.00000	1.000000	
Sr 421.552	1	Lin Thru 0	0.0	960000	0.00000	1.000000	
Ti 334.903	1	Lin Thru 0	0.0	31740	0.00000	1.000000	
Tl 190.801	1	Lin Thru 0	0.0	1443	0.00000	1.000000	
V 292.402	1	Lin Thru 0	0.0	101600	0.00000	1.000000	
Zn 206.200	1	Lin Thru 0	0.0	4511	0.00000	1.000000	

=====
Analysis Begun

Start Time: 6/12/2009 10:55:09 AM

Plasma On Time: 6/12/2009 9:45:51 AM

Logged In Analyst: metals

Technique: ICP Continuous

Spectrometer Model: Optima 7300 DV, S/N 077C8121202Autosampler Model: AS-93plus

Sample Information File: C:\pe\metals\Sample Information\0612.sif

Batch ID:

Results Data Set: I2090612

Results Library: C:\pe\metals\Results\Results.mdb
=====

Sequence No.: 1

Autosampler Location: 7

Sample ID: CV

Date Collected: 6/12/2009 10:55:10 AM

Analyst: BLW

Data Type: Original

Dilution: 1X

Nebulizer Parameters: CV

Analyte	Back Pressure	Flow
All	229.0 kPa	0.75 L/min

Mean Data: CV

Analyte	Mean Corrected Intensity	Calib. Conc. Units	Std.Dev.	Sample Conc. Units	Std.Dev.	RSD
ScA 357.253	1963315.6	99.54 %	0.751			0.75%
ScR 361.383	500364.6	98.71 %	0.822			0.83%
Ag 328.068†	206918.4	0.9821 mg/L	0.00384	0.9821 mg/L	0.00384	0.39%
Al 308.215†	3727.5	1.999 mg/L	0.0069	1.999 mg/L	0.0069	0.34%
As 188.979†	1676.2	2.009 mg/L	0.0299	2.009 mg/L	0.0299	1.49%
B 249.677†	11098.5	0.9992 mg/L	0.01005	0.9992 mg/L	0.01005	1.01%
Ba 233.527†	12276.0	1.006 mg/L	0.0064	1.006 mg/L	0.0064	0.64%
Be 313.042†	879352.8	0.9921 mg/L	0.00873	0.9921 mg/L	0.00873	0.88%
Ca 317.933†	26789.0	2.074 mg/L	0.0173	2.074 mg/L	0.0173	0.83%
Cd 228.802†	20460.5	1.031 mg/L	0.0066	1.031 mg/L	0.0066	0.64%
Co 228.616†	27885.2	1.008 mg/L	0.0102	1.008 mg/L	0.0102	1.01%
Cr 267.716†	11876.5	1.008 mg/L	0.0068	1.008 mg/L	0.0068	0.67%
Cu 324.752†	256524.1	0.9890 mg/L	0.00346	0.9890 mg/L	0.00346	0.35%
Fe 273.955†	3642.1	1.982 mg/L	0.0229	1.982 mg/L	0.0229	1.15%
K 766.490†	36625.5	19.54 mg/L	0.134	19.54 mg/L	0.134	0.69%
Mg 279.077†	2659.5	2.034 mg/L	0.0297	2.034 mg/L	0.0297	1.46%
Mn 257.610†	96566.9	0.9797 mg/L	0.01030	0.9797 mg/L	0.01030	1.05%
Mo 202.031†	14500.8	0.9972 mg/L	0.00924	0.9972 mg/L	0.00924	0.93%
Na 589.592†	758503.2	49.76 mg/L	0.388	49.76 mg/L	0.388	0.78%
Na 330.237†	2491.6	51.47 mg/L	0.776	51.47 mg/L	0.776	1.51%
Ni 231.604†	4223.3	0.9749 mg/L	0.00565	0.9749 mg/L	0.00565	0.58%
Pb 220.353†	12142.9	1.996 mg/L	0.0174	1.996 mg/L	0.0174	0.87%
Sb 206.836†	4548.3	2.004 mg/L	0.0217	2.004 mg/L	0.0217	1.08%
Se 196.026†	2417.3	1.993 mg/L	0.0145	1.993 mg/L	0.0145	0.73%
Si 288.158†	4504.6	2.031 mg/L	0.0087	2.031 mg/L	0.0087	0.43%
Sn 189.927†	4249.9	1.005 mg/L	0.0117	1.005 mg/L	0.0117	1.17%
Sr 421.552†	1002661.4	1.044 mg/L	0.0078	1.044 mg/L	0.0078	0.75%
Ti 334.903†	31962.2	1.004 mg/L	0.0109	1.004 mg/L	0.0109	1.09%
Tl 190.801†	2924.6	2.020 mg/L	0.0239	2.020 mg/L	0.0239	1.18%
V 292.402†	99588.3	0.9840 mg/L	0.00410	0.9840 mg/L	0.00410	0.42%
Zn 206.200†	4497.5	0.9973 mg/L	0.00562	0.9973 mg/L	0.00562	0.56%

Sequence No.: 2
 Sample ID: CB
 Analyst: BLW
 Dilution: 1X

Autosampler Location: 1
 Date Collected: 6/12/2009 10:57:42 AM
 Data Type: Original

Nebulizer Parameters: CB

Analyte Back Pressure Flow
 All 229.0 kPa 0.75 L/min

Mean Data: CB

Analyte	Mean Corrected		Calib. Conc. Units	Std.Dev.	Sample		Std.Dev.	RSD
	Intensity	Conc.			Conc.	Units		
ScA 357.253	1981109.7	100.4	%	0.60				0.60%
ScR 361.383	511920.0	101.0	%	1.35				1.33%
Ag 328.068†	45.8	0.00022	mg/L	0.000029	0.00022	mg/L	0.000029	13.15%
Al 308.215†	14.1	0.00769	mg/L	0.003099	0.00769	mg/L	0.003099	40.29%
As 188.979†	-1.6	-0.00198	mg/L	0.005567	-0.00198	mg/L	0.005567	280.80%
B 249.677†	36.2	0.00326	mg/L	0.000346	0.00326	mg/L	0.000346	10.59%
Ba 233.527†	0.7	0.00005	mg/L	0.000424	0.00005	mg/L	0.000424	785.60%
Be 313.042†	298.6	0.00034	mg/L	0.000152	0.00034	mg/L	0.000152	45.18%
Ca 317.933†	12.2	0.00095	mg/L	0.001527	0.00095	mg/L	0.001527	161.41%
Cd 228.802†	11.0	0.00058	mg/L	0.000113	0.00058	mg/L	0.000113	19.47%
Co 228.616†	8.4	0.00030	mg/L	0.000100	0.00030	mg/L	0.000100	32.87%
Cr 267.716†	6.0	0.00051	mg/L	0.000072	0.00051	mg/L	0.000072	14.16%
Cu 324.752†	-30.1	-0.00012	mg/L	0.000123	-0.00012	mg/L	0.000123	105.53%
Fe 273.955†	4.4	0.00239	mg/L	0.001888	0.00239	mg/L	0.001888	79.10%
K 766.490†	-9.1	-0.00483	mg/L	0.006988	-0.00483	mg/L	0.006988	144.68%
Mg 279.077†	3.2	0.00247	mg/L	0.001007	0.00247	mg/L	0.001007	40.74%
Mn 257.610†	30.1	0.00031	mg/L	0.000130	0.00031	mg/L	0.000130	42.60%
Mo 202.031†	7.9	0.00055	mg/L	0.000279	0.00055	mg/L	0.000279	51.07%
Na 589.592†	350.9	0.02302	mg/L	0.005712	0.02302	mg/L	0.005712	24.82%
Na 330.237†	4.5	0.09324	mg/L	0.244642	0.09324	mg/L	0.244642	262.37%
Ni 231.604†	2.1	0.00048	mg/L	0.001525	0.00048	mg/L	0.001525	320.65%
Pb 220.353†	1.7	0.00028	mg/L	0.000370	0.00028	mg/L	0.000370	132.08%
Sb 206.836†	4.6	0.00202	mg/L	0.001290	0.00202	mg/L	0.001290	63.90%
Se 196.026†	3.7	0.00308	mg/L	0.002796	0.00308	mg/L	0.002796	90.71%
Si 288.158†	-1.5	-0.00067	mg/L	0.003308	-0.00067	mg/L	0.003308	492.66%
Sn 189.927†	5.4	0.00127	mg/L	0.000709	0.00127	mg/L	0.000709	55.71%
Sr 421.552†	430.4	0.00045	mg/L	0.000149	0.00045	mg/L	0.000149	33.13%
Ti 334.903†	29.1	0.00092	mg/L	0.000664	0.00092	mg/L	0.000664	72.61%
Tl 190.801†	3.2	0.00219	mg/L	0.002591	0.00219	mg/L	0.002591	118.43%
V 292.402†	39.5	0.00039	mg/L	0.000120	0.00039	mg/L	0.000120	30.66%
Zn 206.200†	2.7	0.00060	mg/L	0.000404	0.00060	mg/L	0.000404	66.89%

Sequence No.: 3
Sample ID: CRI
Analyst: BLW
Dilution: 1X

*uuuu
aw
6/12*

Autosampler Location: 301
Date Collected: 6/12/2009 11:01:11 AM
Data Type: Original

Nebulizer Parameters: CRI

Analyte Back Pressure Flow
All 229.0 kPa 0.75 L/min

Mean Data: CRI

Analyte	Mean Corrected		Calib.		Sample		RSD
	Intensity	Conc.	Units	Std.Dev.	Conc.	Units	
ScA 357.253	1977043.6	100.2	%	0.37			0.37%
ScR 361.383	514951.3	101.6	%	0.98			0.96%
Ag 328.068†	654.6	0.00311	mg/L	0.000105	0.00311	mg/L	0.000105 3.38%
Al 308.215†	104.2	0.05663	mg/L	0.003455	0.05663	mg/L	0.003455 6.10%
As 188.979†	38.2	0.04586	mg/L	0.003176	0.04586	mg/L	0.003176 6.92%
B 249.677†	238.9	0.02153	mg/L	0.000868	0.02153	mg/L	0.000868 4.03%
Ba 233.527†	33.8	0.00277	mg/L	0.000258	0.00277	mg/L	0.000258 9.33%
Be 313.042†	916.6	0.00103	mg/L	0.000026	0.00103	mg/L	0.000026 2.55%
Ca 317.933†	611.3	0.04734	mg/L	0.000693	0.04734	mg/L	0.000693 1.46%
Cd 228.802†	52.0	0.00231	mg/L	0.000154	0.00231	mg/L	0.000154 6.65%
Co 228.616†	84.3	0.00305	mg/L	0.000107	0.00305	mg/L	0.000107 3.51%
Cr 267.716†	57.9	0.00491	mg/L	0.000848	0.00491	mg/L	0.000848 17.25%
Cu 324.752†	668.0	0.00258	mg/L	0.000210	0.00258	mg/L	0.000210 8.13%
Fe 273.955†	95.5	0.05233	mg/L	0.000375	0.05233	mg/L	0.000375 0.72%
K 766.490†	867.7	0.4629	mg/L	0.01426	0.4629	mg/L	0.01426 3.08%
Mg 279.077†	75.5	0.05762	mg/L	0.008670	0.05762	mg/L	0.008670 15.05%
Mn 257.610†	105.6	0.00108	mg/L	0.000052	0.00108	mg/L	0.000052 4.85%
Mo 202.031†	77.8	0.00535	mg/L	0.000126	0.00535	mg/L	0.000126 2.36%
Na 589.592†	7508.0	0.4925	mg/L	0.00309	0.4925	mg/L	0.00309 0.63%
Na 330.237†	23.9	0.4905	mg/L	0.35799	0.4905	mg/L	0.35799 72.99%
Ni 231.604†	43.0	0.00995	mg/L	0.000598	0.00995	mg/L	0.000598 6.02%
Pb 220.353†	129.2	0.02124	mg/L	0.000243	0.02124	mg/L	0.000243 1.14%
Sb 206.836†	111.8	0.04930	mg/L	0.001723	0.04930	mg/L	0.001723 3.50%
Se 196.026†	61.2	0.05044	mg/L	0.003910	0.05044	mg/L	0.003910 7.75%
Si 288.158†	130.6	0.05872	mg/L	0.003632	0.05872	mg/L	0.003632 6.18%
Sn 189.927†	43.4	0.01028	mg/L	0.000416	0.01028	mg/L	0.000416 4.04%
Sr 421.552†	1117.0	0.00116	mg/L	0.000029	0.00116	mg/L	0.000029 2.53%
Ti 334.903†	175.6	0.00551	mg/L	0.002036	0.00551	mg/L	0.002036 36.98%
Tl 190.801†	74.3	0.05146	mg/L	0.000606	0.05146	mg/L	0.000606 1.18%
V 292.402†	327.0	0.00324	mg/L	0.000087	0.00324	mg/L	0.000087 2.68%
Zn 206.200†	65.5	0.01451	mg/L	0.000312	0.01451	mg/L	0.000312 2.15%

Sequence No.: 4
Sample ID: ICSA
Analyst: BLW
Dilution: 1X

22222
80
6.12

Autosampler Location: 302
Date Collected: 6/12/2009 11:04:40 AM
Data Type: Original

Nebulizer Parameters: ICSA

Analyte Back Pressure Flow
All 229.0 kPa 0.75 L/min

Mean Data: ICSA

Analyte	Mean Corrected Intensity	Calib. Conc. Units	Std.Dev.	Sample Conc. Units	Std.Dev.	RSD
ScA 357.253	1921131.1	97.40 %	0.239			0.25%
ScR 361.383	504740.6	99.57 %	0.891			0.90%
Ag 328.068†	-311.6	-0.00148 mg/L	0.000084	-0.00148 mg/L	0.000084	5.70%
Al 308.215†	369261.3	201.2 mg/L	1.79	201.2 mg/L	1.79	0.89%
As 188.979†	116.3	0.06147 mg/L	0.004230	0.06147 mg/L	0.004230	6.88%
B 249.677†	-48.7	-0.00439 mg/L	0.000278	-0.00439 mg/L	0.000278	6.34%
Ba 233.527†	129.1	0.00010 mg/L	0.000477	0.00010 mg/L	0.000477	462.49%
Be 313.042†	206.8	0.00020 mg/L	0.000045	0.00020 mg/L	0.000045	22.20%
Ca 317.933†	1307768.9	101.3 mg/L	0.91	101.3 mg/L	0.91	0.90%
Cd 228.802†	15.4	-0.00149 mg/L	0.000358	-0.00149 mg/L	0.000358	23.96%
Co 228.616†	13.3	0.00042 mg/L	0.000237	0.00042 mg/L	0.000237	56.82%
Cr 267.716†	-48.4	0.00056 mg/L	0.000844	0.00056 mg/L	0.000844	149.98%
Cu 324.752†	-3352.6	0.00048 mg/L	0.000217	0.00048 mg/L	0.000217	44.93%
Fe 273.955†	353043.0	193.5 mg/L	2.47	193.5 mg/L	2.47	1.28%
K 766.490†	-82.2	-0.04385 mg/L	0.021909	-0.04385 mg/L	0.021909	49.97%
Mg 279.077†	131031.9	99.91 mg/L	0.764	99.91 mg/L	0.764	0.76%
Mn 257.610†	197.7	-0.00030 mg/L	0.000124	-0.00030 mg/L	0.000124	41.75%
Mo 202.031†	67.2	0.00353 mg/L	0.000412	0.00353 mg/L	0.000412	11.70%
Na 589.592†	153.4	0.01007 mg/L	0.001899	0.01007 mg/L	0.001899	18.86%
Na 330.237†	103.3	0.9538 mg/L	0.05048	0.9538 mg/L	0.05048	5.29%
Ni 231.604†	3.3	0.00079 mg/L	0.001209	0.00079 mg/L	0.001209	153.93%
Pb 220.353†	-239.6	-0.01244 mg/L	0.001308	-0.01244 mg/L	0.001308	10.52%
Sb 206.836†	75.7	0.03334 mg/L	0.001458	0.03334 mg/L	0.001458	4.37%
Se 196.026†	-13.3	0.00839 mg/L	0.004604	0.00839 mg/L	0.004604	54.89%
Si 288.158†	-43.0	-0.01930 mg/L	0.001070	-0.01930 mg/L	0.001070	5.54%
Sn 189.927†	-33.1	-0.00509 mg/L	0.001525	-0.00509 mg/L	0.001525	29.96%
Sr 421.552†	887.3	0.00092 mg/L	0.000013	0.00092 mg/L	0.000013	1.45%
Ti 334.903†	1117.1	0.01323 mg/L	0.000215	0.01323 mg/L	0.000215	1.63%
Tl 190.801†	3.8	0.02309 mg/L	0.003090	0.02309 mg/L	0.003090	13.38%
V 292.402†	954.9	0.00049 mg/L	0.000152	0.00049 mg/L	0.000152	31.22%
Zn 206.200†	-5.3	-0.00261 mg/L	0.000737	-0.00261 mg/L	0.000737	28.20%

Sequence No.: 5
 Sample ID: ICSAB
 Analyst: BLW
 Dilution: 1X

Autosampler Location: 303
 Date Collected: 6/12/2009 11:08:09 AM
 Data Type: Original

Nebulizer Parameters: ICSAB

Analyte Back Pressure Flow
 All 229.0 kPa 0.75 L/min

Mean Data: ICSAB

Analyte	Mean Corrected Intensity	Calib. Conc. Units	Std.Dev.	Sample Conc. Units	Std.Dev.	RSD
ScA 357.253	1916313.7	97.16 %	0.997			1.03%
ScR 361.383	498104.7	98.26 %	0.617			0.63%
Ag 328.068†	212448.2	1.008 mg/L	0.0069	1.008 mg/L	0.0069	0.68%
Al 308.215†	368267.3	200.7 mg/L	1.45	200.7 mg/L	1.45	0.72%
As 188.979†	956.8	1.071 mg/L	0.0014	1.071 mg/L	0.0014	0.13%
B 249.677†	-45.8	-0.00572 mg/L	0.000364	-0.00572 mg/L	0.000364	6.37%
Ba 233.527†	12384.9	1.005 mg/L	0.0068	1.005 mg/L	0.0068	0.67%
Be 313.042†	878252.5	0.9909 mg/L	0.00740	0.9909 mg/L	0.00740	0.75%
Ca 317.933†	1294179.3	100.2 mg/L	0.79	100.2 mg/L	0.79	0.79%
Cd 228.802†	20220.3	1.024 mg/L	0.0105	1.024 mg/L	0.0105	1.02%
Co 228.616†	26655.6	0.9652 mg/L	0.01018	0.9652 mg/L	0.01018	1.05%
Cr 267.716†	12034.1	1.026 mg/L	0.0073	1.026 mg/L	0.0073	0.71%
Cu 324.752†	261193.1	1.021 mg/L	0.0051	1.021 mg/L	0.0051	0.50%
Fe 273.955†	352235.6	193.1 mg/L	1.57	193.1 mg/L	1.57	0.81%
K 766.490†	-239.4	-0.1277 mg/L	0.02181	-0.1277 mg/L	0.02181	17.07%
Mg 279.077†	130762.7	99.71 mg/L	0.684	99.71 mg/L	0.684	0.69%
Mn 257.610†	94991.4	0.9612 mg/L	0.00724	0.9612 mg/L	0.00724	0.75%
Mo 202.031†	64.3	0.00333 mg/L	0.000199	0.00333 mg/L	0.000199	5.96%
Na 589.592†	389.1	0.02552 mg/L	0.002313	0.02552 mg/L	0.002313	9.06%
Na 330.237†	128.3	1.082 mg/L	0.0559	1.082 mg/L	0.0559	5.16%
Ni 231.604†	4131.0	0.9529 mg/L	0.00371	0.9529 mg/L	0.00371	0.39%
Pb 220.353†	5575.1	0.9436 mg/L	0.00685	0.9436 mg/L	0.00685	0.73%
Sb 206.836†	2350.3	1.025 mg/L	0.0118	1.025 mg/L	0.0118	1.16%
Se 196.026†	1193.2	1.003 mg/L	0.0093	1.003 mg/L	0.0093	0.93%
Si 288.158†	-44.5	-0.01564 mg/L	0.005009	-0.01564 mg/L	0.005009	32.03%
Sn 189.927†	-36.3	-0.00494 mg/L	0.000612	-0.00494 mg/L	0.000612	12.40%
Sr 421.552†	948.3	0.00099 mg/L	0.000028	0.00099 mg/L	0.000028	2.85%
Ti 334.903†	1135.8	0.01393 mg/L	0.000820	0.01393 mg/L	0.000820	5.88%
Tl 190.801†	1375.8	0.9642 mg/L	0.01341	0.9642 mg/L	0.01341	1.39%
V 292.402†	98787.4	0.9674 mg/L	0.00804	0.9674 mg/L	0.00804	0.83%
Zn 206.200†	4331.3	0.9593 mg/L	0.00521	0.9593 mg/L	0.00521	0.54%

Sequence No.: 6
 Sample ID: CV
 Analyst: BLW
 Dilution: 1X

Autosampler Location: 7
 Date Collected: 6/12/2009 11:11:26 AM
 Data Type: Original

Nebulizer Parameters: CV

Analyte Back Pressure Flow
 All 230.0 kPa 0.75 L/min

Mean Data: CV

Analyte	Mean Corrected			Std.Dev.	Sample		RSD
	Intensity	Conc.	Calib. Units		Conc.	Units	
ScA 357.253	1962244.4	99.49	%	0.369			0.37%
ScR 361.383	499382.9	98.52	%	0.262			0.27%
Ag 328.068†	208001.3	0.9873	mg/L	0.00552	0.9873	mg/L	0.56%
Al 308.215†	4008.5	2.151	mg/L	0.0195	2.151	mg/L	0.91%
As 188.979†	1676.7	2.010	mg/L	0.0150	2.010	mg/L	0.74%
B 249.677†	11098.7	0.9992	mg/L	0.00609	0.9992	mg/L	0.61%
Ba 233.527†	12248.1	1.004	mg/L	0.0037	1.004	mg/L	0.37%
Be 313.042†	885051.6	0.9986	mg/L	0.00590	0.9986	mg/L	0.59%
Ca 317.933†	27621.5	2.139	mg/L	0.0027	2.139	mg/L	0.13%
Cd 228.802†	20501.0	1.033	mg/L	0.0056	1.033	mg/L	0.55%
Co 228.616†	27984.9	1.012	mg/L	0.0049	1.012	mg/L	0.48%
Cr 267.716†	11854.8	1.006	mg/L	0.0049	1.006	mg/L	0.49%
Cu 324.752†	257250.6	0.9918	mg/L	0.00750	0.9918	mg/L	0.76%
Fe 273.955†	3883.4	2.114	mg/L	0.0227	2.114	mg/L	1.07%
K 766.490†	36990.6	19.73	mg/L	0.116	19.73	mg/L	0.59%
Mg 279.077†	2742.5	2.097	mg/L	0.0098	2.097	mg/L	0.47%
Mn 257.610†	96116.0	0.9751	mg/L	0.00472	0.9751	mg/L	0.48%
Mo 202.031†	14587.8	1.003	mg/L	0.0027	1.003	mg/L	0.27%
Na 589.592†	764821.7	50.17	mg/L	0.270	50.17	mg/L	0.54%
Na 330.237†	2529.4	52.25	mg/L	0.449	52.25	mg/L	0.86%
Ni 231.604†	4180.2	0.9650	mg/L	0.00549	0.9650	mg/L	0.57%
Pb 220.353†	12209.4	2.007	mg/L	0.0065	2.007	mg/L	0.32%
Sb 206.836†	4559.9	2.010	mg/L	0.0074	2.010	mg/L	0.37%
Se 196.026†	2431.9	2.005	mg/L	0.0172	2.005	mg/L	0.86%
Si 288.158†	4524.3	2.040	mg/L	0.0145	2.040	mg/L	0.71%
Sn 189.927†	4263.4	1.008	mg/L	0.0045	1.008	mg/L	0.44%
Sr 421.552†	1008104.1	1.050	mg/L	0.0072	1.050	mg/L	0.69%
Ti 334.903†	31852.9	1.000	mg/L	0.0046	1.000	mg/L	0.46%
Tl 190.801†	2936.1	2.028	mg/L	0.0086	2.028	mg/L	0.42%
V 292.402†	100065.6	0.9887	mg/L	0.00252	0.9887	mg/L	0.26%
Zn 206.200†	4487.9	0.9952	mg/L	0.00604	0.9952	mg/L	0.61%

Sequence No.: 7
 Sample ID: CB
 Analyst: BLW
 Dilution: 1X

Autosampler Location: 1
 Date Collected: 6/12/2009 11:13:58 AM
 Data Type: Original

Nebulizer Parameters: CB

Analyte Back Pressure Flow
 All 229.0 kPa 0.75 L/min

Mean Data: CB

Analyte	Mean Corrected		Calib. Units	Std.Dev.	Sample		RSD
	Intensity	Conc.			Conc.	Units	
ScA 357.253	1987975.8	100.8	%	0.55			0.54%
ScR 361.383	509495.6	100.5	%	0.80			0.79%
Ag 328.068†	85.7	0.00041	mg/L	0.000044	0.00041	mg/L	0.000044 10.94%
Al 308.215†	112.2	0.06109	mg/L	0.006484	0.06109	mg/L	0.006484 10.61%
As 188.979†	0.4	0.00051	mg/L	0.004833	0.00051	mg/L	0.004833 940.22%
B 249.677†	39.3	0.00354	mg/L	0.000855	0.00354	mg/L	0.000855 24.13%
Ba 233.527†	6.9	0.00056	mg/L	0.000583	0.00056	mg/L	0.000583 103.84%
Be 313.042†	354.4	0.00040	mg/L	0.000014	0.00040	mg/L	0.000014 3.47%
Ca 317.933†	348.3	0.02697	mg/L	0.002318	0.02697	mg/L	0.002318 8.59%
Cd 228.802†	15.5	0.00079	mg/L	0.000487	0.00079	mg/L	0.000487 61.79%
Co 228.616†	16.6	0.00060	mg/L	0.000327	0.00060	mg/L	0.000327 54.47%
Cr 267.716†	-0.5	-0.00004	mg/L	0.000348	-0.00004	mg/L	0.000348 861.85%
Cu 324.752†	308.0	0.00119	mg/L	0.000288	0.00119	mg/L	0.000288 24.16%
Fe 273.955†	98.1	0.05375	mg/L	0.004044	0.05375	mg/L	0.004044 7.52%
K 766.490†	4.7	0.00252	mg/L	0.025387	0.00252	mg/L	0.025387 >999.9%
Mg 279.077†	41.0	0.03130	mg/L	0.008244	0.03130	mg/L	0.008244 26.34%
Mn 257.610†	38.7	0.00039	mg/L	0.000011	0.00039	mg/L	0.000011 2.92%
Mo 202.031†	12.2	0.00084	mg/L	0.000290	0.00084	mg/L	0.000290 34.66%
Na 589.592†	134.2	0.00880	mg/L	0.002273	0.00880	mg/L	0.002273 25.83%
Na 330.237†	25.1	0.5213	mg/L	0.34516	0.5213	mg/L	0.34516 66.20%
Ni 231.604†	1.7	0.00040	mg/L	0.000911	0.00040	mg/L	0.000911 230.43%
Pb 220.353†	9.5	0.00157	mg/L	0.001271	0.00157	mg/L	0.001271 80.84%
Sb 206.836†	5.7	0.00251	mg/L	0.002012	0.00251	mg/L	0.002012 80.12%
Se 196.026†	1.4	0.00115	mg/L	0.003358	0.00115	mg/L	0.003358 292.19%
Si 288.158†	-2.5	-0.00110	mg/L	0.002358	-0.00110	mg/L	0.002358 213.48%
Sn 189.927†	4.6	0.00108	mg/L	0.000332	0.00108	mg/L	0.000332 30.66%
Sr 421.552†	250.8	0.00026	mg/L	0.000036	0.00026	mg/L	0.000036 13.70%
Ti 334.903†	41.6	0.00130	mg/L	0.000656	0.00130	mg/L	0.000656 50.42%
Tl 190.801†	5.6	0.00388	mg/L	0.001956	0.00388	mg/L	0.001956 50.36%
V 292.402†	77.9	0.00076	mg/L	0.000424	0.00076	mg/L	0.000424 55.54%
Zn 206.200†	2.5	0.00056	mg/L	0.000337	0.00056	mg/L	0.000337 59.73%

Sequence No.: 8
 Sample ID: PB44 MB1 SWC
 Analyst: BLW
 Dilution: 2X

Autosampler Location: 304
 Date Collected: 6/12/2009 11:17:42 AM
 Data Type: Original

Nebulizer Parameters: PB44 MB1 SWC

Analyte Back Pressure Flow
 All 230.0 kPa 0.75 L/min

rem

Mean Data: PB44 MB1 SWC

Analyte	Mean Corrected		Calib. Units	Std.Dev.	Sample		Std.Dev.	RSD
	Intensity	Conc.			Conc.	Units		
ScA 357.253	2022829.7	102.6	%	0.22				0.21%
ScR 361.383	522608.8	103.1	%	0.54				0.52%
Ag 328.068†	20.0	0.00010	mg/L	0.000155	0.00019	mg/L	0.000310	162.66%
Al 308.215†	99.9	0.05440	mg/L	0.005542	0.1088	mg/L	0.01108	10.19%
As 188.979†	3.3	0.00395	mg/L	0.003932	0.00789	mg/L	0.007864	99.61%
B 249.677†	19.2	0.00173	mg/L	0.000661	0.00346	mg/L	0.001322	38.16%
Ba 233.527†	-2.3	-0.00019	mg/L	0.000375	-0.00038	mg/L	0.000750	198.35%
Be 313.042†	115.9	0.00013	mg/L	0.000025	0.00026	mg/L	0.000051	19.72%
Ca 317.933†	867.1	0.06714	mg/L	0.000604	0.1343	mg/L	0.00121	0.90%
Cd 228.802†	22.0	0.00109	mg/L	0.001378	0.00219	mg/L	0.002757	126.00%
Co 228.616†	27.1	0.00098	mg/L	0.001156	0.00195	mg/L	0.002312	118.51%
Cr 267.716†	0.3	0.00003	mg/L	0.000348	0.00006	mg/L	0.000695	>999.9%
Cu 324.752†	177.2	0.00068	mg/L	0.000250	0.00137	mg/L	0.000499	36.52%
Fe 273.955†	41.1	0.02249	mg/L	0.001009	0.04499	mg/L	0.002018	4.49%
K 766.490†	12.2	0.00650	mg/L	0.012204	0.01300	mg/L	0.024408	187.71%
Mg 279.077†	28.8	0.02197	mg/L	0.003101	0.04394	mg/L	0.006202	14.11%
Mn 257.610†	29.0	0.00029	mg/L	0.000028	0.00059	mg/L	0.000056	9.48%
Mo 202.031†	12.5	0.00086	mg/L	0.000819	0.00171	mg/L	0.001637	95.62%
Na 589.592†	239.2	0.01569	mg/L	0.003099	0.03138	mg/L	0.006197	19.75%
Na 330.237†	15.9	0.3298	mg/L	0.10051	0.6597	mg/L	0.20102	30.47%
Ni 231.604†	-1.0	-0.00024	mg/L	0.000248	-0.00048	mg/L	0.000496	103.59%
Pb 220.353†	10.2	0.00169	mg/L	0.002274	0.00338	mg/L	0.004548	134.66%
Sb 206.836†	-1.3	-0.00055	mg/L	0.002818	-0.00110	mg/L	0.005636	511.02%
Se 196.026†	3.6	0.00297	mg/L	0.004362	0.00594	mg/L	0.008724	146.92%
Si 288.158†	32.4	0.01455	mg/L	0.002198	0.02910	mg/L	0.004396	15.11%
Sn 189.927†	4.0	0.00095	mg/L	0.000798	0.00190	mg/L	0.001597	83.88%
Sr 421.552†	131.9	0.00014	mg/L	0.000016	0.00027	mg/L	0.000032	11.80%
Ti 334.903†	125.5	0.00394	mg/L	0.001154	0.00787	mg/L	0.002308	29.32%
Tl 190.801†	4.3	0.00298	mg/L	0.000669	0.00597	mg/L	0.001338	22.41%
V 292.402†	96.2	0.00094	mg/L	0.001544	0.00189	mg/L	0.003088	163.52%
Zn 206.200†	7.5	0.00167	mg/L	0.000753	0.00334	mg/L	0.001505	45.13%

=====
Analysis Begun

Start Time: 6/12/2009 11:22:07 AM

Plasma On Time: 6/12/2009 9:45:51 AM

Logged In Analyst: metals

Technique: ICP Continuous

Spectrometer Model: Optima 7300 DV, S/N 077C8121202Autosampler Model: AS-93plus

Sample Information File: C:\pe\metals\Sample Information\0612.sif

Batch ID:

Results Data Set: I2090612

Results Library: C:\pe\metals\Results\Results.mdb

=====
Sequence No.: 1

Sample ID: Calib Blank 1

Date Collected: 6/12/2009 11:22:08 AM

Data Type: Original

Nebulizer Parameters: Calib Blank 1

Analyte	Back Pressure	Flow
All	230.0 kPa	0.75 L/min

Mean Data: Calib Blank 1

Analyte	Mean Corrected			Calib	
	Intensity	Std.Dev.	RSD	Conc.	Units
ScA 357.253	1962875.0	10071.81	0.51%	99.52	%
ScR 361.383	512326.7	2281.56	0.45%	101.1	%
Ag 328.068†	-64.5	15.93	24.71%	[0.00]	mg/L
Al 308.215†	-29.8	10.83	36.32%	[0.00]	mg/L
As 188.979†	-18.4	4.77	25.88%	[0.00]	mg/L
B 249.677†	24.0	3.86	16.05%	[0.00]	mg/L
Ba 233.527†	107.9	5.25	4.87%	[0.00]	mg/L
Be 313.042†	1634.8	35.51	2.17%	[0.00]	mg/L
Ca 317.933†	380.4	14.61	3.84%	[0.00]	mg/L
Cd 228.802†	219.3	4.59	2.09%	[0.00]	mg/L
Co 228.616†	-107.1	3.61	3.37%	[0.00]	mg/L
Cr 267.716†	-187.4	4.59	2.45%	[0.00]	mg/L
Cu 324.752†	3950.9	24.97	0.63%	[0.00]	mg/L
Fe 273.955†	19.9	11.50	57.91%	[0.00]	mg/L
K 766.490†	-185.4	19.81	10.68%	[0.00]	mg/L
Mg 279.077†	-4.3	3.90	89.98%	[0.00]	mg/L
Mn 257.610†	231.1	5.41	2.34%	[0.00]	mg/L
Mo 202.031†	73.4	3.29	4.49%	[0.00]	mg/L
Na 589.592†	1864.5	15.11	0.81%	[0.00]	mg/L
Na 330.237†	225.2	9.15	4.06%	[0.00]	mg/L
Ni 231.604†	59.1	5.71	9.66%	[0.00]	mg/L
Pb 220.353†	-146.9	2.94	2.00%	[0.00]	mg/L
Sb 206.836†	63.9	5.10	7.99%	[0.00]	mg/L
Se 196.026†	-81.6	2.79	3.42%	[0.00]	mg/L
Si 288.158†	77.8	7.31	9.39%	[0.00]	mg/L
Sn 189.927†	-24.5	1.70	6.93%	[0.00]	mg/L
Sr 421.552†	-486.0	30.92	6.36%	[0.00]	mg/L
Ti 334.903†	-94.2	27.09	28.75%	[0.00]	mg/L
Tl 190.801†	-24.9	2.69	10.80%	[0.00]	mg/L
V 292.402†	146.2	12.21	8.35%	[0.00]	mg/L
Zn 206.200†	-89.7	1.81	2.02%	[0.00]	mg/L

=====
Analysis Begun

Start Time: 6/12/2009 11:26:19 AM
Logged In Analyst: metals
Spectrometer Model: Optima 7300 DV, S/N 077C8121202

Plasma On Time: 6/12/2009 9:45:51 AM
Technique: ICP Continuous
Autosampler Model: AS-93plus

Sample Information File: C:\pe\metals\Sample Information\0612.sif
Batch ID:
Results Data Set: I2090612
Results Library: C:\pe\metals\Results\Results.mdb

=====
Sequence No.: 1
Sample ID: CV 2
Analyst: BLW
Dilution: 1X

Autosampler Location: 7
Date Collected: 6/12/2009 11:26:20 AM
Data Type: Original

Nebulizer Parameters: CV

Analyte Back Pressure Flow
All 230.0 kPa 0.75 L/min

Mean Data: CV

Analyte	Mean Corrected Intensity	Calib. Conc. Units	Std.Dev.	Sample Conc. Units	Std.Dev.	RSD
ScA 357.253	1980018.2	100.4 %	0.42			0.42%
ScR 361.383	510003.4	100.6 %	0.41			0.41%
Ag 328.068†	206793.1	0.9816 mg/L	0.00473	0.9816 mg/L	0.00473	0.48%
Al 308.215†	3671.4	1.968 mg/L	0.0292	1.968 mg/L	0.0292	1.48%
As 188.979†	1663.7	1.994 mg/L	0.0077	1.994 mg/L	0.0077	0.38%
B 249.677†	10927.3	0.9837 mg/L	0.01338	0.9837 mg/L	0.01338	1.36%
Ba 233.527†	12167.8	0.9971 mg/L	0.01398	0.9971 mg/L	0.01398	1.40%
Be 313.042†	870153.6	0.9817 mg/L	0.00210	0.9817 mg/L	0.00210	0.21%
Ca 317.933†	26493.2	2.052 mg/L	0.0256	2.052 mg/L	0.0256	1.25%
Cd 228.802†	20231.9	1.019 mg/L	0.0023	1.019 mg/L	0.0023	0.23%
Co 228.616†	27656.5	1.000 mg/L	0.0010	1.000 mg/L	0.0010	0.10%
Cr 267.716†	11808.8	1.002 mg/L	0.0130	1.002 mg/L	0.0130	1.29%
Cu 324.752†	256523.2	0.9889 mg/L	0.00464	0.9889 mg/L	0.00464	0.47%
Fe 273.955†	3561.8	1.938 mg/L	0.0187	1.938 mg/L	0.0187	0.96%
K 766.490†	36324.1	19.38 mg/L	0.097	19.38 mg/L	0.097	0.50%
Mg 279.077†	2633.1	2.014 mg/L	0.0243	2.014 mg/L	0.0243	1.21%
Mn 257.610†	95982.5	0.9737 mg/L	0.00419	0.9737 mg/L	0.00419	0.43%
Mo 202.031†	14379.5	0.9889 mg/L	0.00166	0.9889 mg/L	0.00166	0.17%
Na 589.592†	748587.8	49.11 mg/L	0.218	49.11 mg/L	0.218	0.44%
Na 330.237†	2436.0	50.32 mg/L	1.078	50.32 mg/L	1.078	2.14%
Ni 231.604†	4187.1	0.9666 mg/L	0.01259	0.9666 mg/L	0.01259	1.30%
Pb 220.353†	12041.9	1.979 mg/L	0.0019	1.979 mg/L	0.0019	0.09%
Sb 206.836†	4511.3	1.988 mg/L	0.0047	1.988 mg/L	0.0047	0.24%
Se 196.026†	2402.1	1.981 mg/L	0.0045	1.981 mg/L	0.0045	0.23%
Si 288.158†	4468.4	2.015 mg/L	0.0299	2.015 mg/L	0.0299	1.49%
Sn 189.927†	4211.7	0.9956 mg/L	0.00245	0.9956 mg/L	0.00245	0.25%
Sr 421.552†	985242.8	1.026 mg/L	0.0063	1.026 mg/L	0.0063	0.62%
Ti 334.903†	31833.9	0.9998 mg/L	0.00387	0.9998 mg/L	0.00387	0.39%
Tl 190.801†	2906.2	2.007 mg/L	0.0029	2.007 mg/L	0.0029	0.14%
V 292.402†	99438.2	0.9825 mg/L	0.00324	0.9825 mg/L	0.00324	0.33%
Zn 206.200†	4466.5	0.9905 mg/L	0.01353	0.9905 mg/L	0.01353	1.37%

Sequence No.: 2
Sample ID: CB 2
Analyst: BLW
Dilution: 1X

Autosampler Location: 1
Date Collected: 6/12/2009 11:28:52 AM
Data Type: Original

Nebulizer Parameters: CB

Analyte Back Pressure Flow
All 230.0 kPa 0.75 L/min

Mean Data: CB

Analyte	Mean Corrected		Calib. Units	Std.Dev.	Sample		RSD
	Intensity	Conc.			Conc.	Units	
ScA 357.253	1985044.7	100.6	%	0.17			0.16%
ScR 361.383	509945.1	100.6	%	0.55			0.55%
Ag 328.068†	35.4	0.00017	mg/L	0.000074	0.00017	mg/L	0.000074 44.11%
Al 308.215†	-32.6	-0.01780	mg/L	0.009235	-0.01780	mg/L	0.009235 51.89%
As 188.979†	0.7	0.00087	mg/L	0.005217	0.00087	mg/L	0.005217 601.17%
B 249.677†	17.6	0.00158	mg/L	0.000426	0.00158	mg/L	0.000426 26.94%
Ba 233.527†	-2.0	-0.00017	mg/L	0.000508	-0.00017	mg/L	0.000508 305.75%
Be 313.042†	197.5	0.00022	mg/L	0.000004	0.00022	mg/L	0.000004 2.00%
Ca 317.933†	-57.2	-0.00443	mg/L	0.002193	-0.00443	mg/L	0.002193 49.51%
Cd 228.802†	2.8	0.00014	mg/L	0.000081	0.00014	mg/L	0.000081 58.31%
Co 228.616†	4.1	0.00015	mg/L	0.000216	0.00015	mg/L	0.000216 145.14%
Cr 267.716†	-6.0	-0.00051	mg/L	0.000442	-0.00051	mg/L	0.000442 86.47%
Cu 324.752†	269.4	0.00104	mg/L	0.000156	0.00104	mg/L	0.000156 14.99%
Fe 273.955†	-27.0	-0.01482	mg/L	0.004653	-0.01482	mg/L	0.004653 31.38%
K 766.490†	-7.3	-0.00390	mg/L	0.024023	-0.00390	mg/L	0.024023 615.79%
Mg 279.077†	-8.6	-0.00655	mg/L	0.002739	-0.00655	mg/L	0.002739 41.84%
Mn 257.610†	26.1	0.00026	mg/L	0.000186	0.00026	mg/L	0.000186 70.25%
Mo 202.031†	7.2	0.00049	mg/L	0.000154	0.00049	mg/L	0.000154 31.11%
Na 589.592†	237.8	0.01560	mg/L	0.003210	0.01560	mg/L	0.003210 20.58%
Na 330.237†	-0.6	-0.01140	mg/L	0.186548	-0.01140	mg/L	0.186548 >999.9%
Ni 231.604†	1.4	0.00032	mg/L	0.000697	0.00032	mg/L	0.000697 216.32%
Pb 220.353†	0.8	0.00012	mg/L	0.000916	0.00012	mg/L	0.000916 737.60%
Sb 206.836†	5.1	0.00225	mg/L	0.000848	0.00225	mg/L	0.000848 37.71%
Se 196.026†	1.6	0.00133	mg/L	0.000957	0.00133	mg/L	0.000957 72.02%
Si 288.158†	13.6	0.00610	mg/L	0.003980	0.00610	mg/L	0.003980 65.25%
Sn 189.927†	-1.3	-0.00030	mg/L	0.000449	-0.00030	mg/L	0.000449 147.32%
Sr 421.552†	222.6	0.00023	mg/L	0.000026	0.00023	mg/L	0.000026 11.36%
Ti 334.903†	7.1	0.00022	mg/L	0.001585	0.00022	mg/L	0.001585 713.71%
Tl 190.801†	2.0	0.00138	mg/L	0.000401	0.00138	mg/L	0.000401 29.01%
V 292.402†	13.9	0.00014	mg/L	0.000158	0.00014	mg/L	0.000158 116.02%
Zn 206.200†	-5.7	-0.00127	mg/L	0.000554	-0.00127	mg/L	0.000554 43.59%

Sequence No.: 3
 Sample ID: CRI
 Analyst: BLW
 Dilution: 1X

Autosampler Location: 301
 Date Collected: 6/12/2009 11:32:21 AM
 Data Type: Original

Nebulizer Parameters: CRI

Analyte Back Pressure Flow
 All 230.0 kPa 0.75 L/min

Mean Data: CRI

Analyte	Mean Corrected		Calib. Conc. Units	Std.Dev.	Sample		RSD
	Intensity	Conc.			Conc.	Units	
ScA 357.253	1990424.0	100.9	%	0.73			0.72%
ScR 361.383	516369.1	101.9	%	0.25			0.24%
Ag 328.068†	643.0	0.00305	mg/L	0.000108	0.00305	mg/L	0.000108 3.53%
Al 308.215†	53.8	0.02921	mg/L	0.004524	0.02921	mg/L	0.004524 15.49%
As 188.979†	42.9	0.05149	mg/L	0.004771	0.05149	mg/L	0.004771 9.27%
B 249.677†	214.2	0.01930	mg/L	0.000539	0.01930	mg/L	0.000539 2.79%
Ba 233.527†	35.1	0.00287	mg/L	0.000132	0.00287	mg/L	0.000132 4.59%
Be 313.042†	918.7	0.00103	mg/L	0.000200	0.00103	mg/L	0.000200 19.37%
Ca 317.933†	520.0	0.04027	mg/L	0.004504	0.04027	mg/L	0.004504 11.18%
Cd 228.802†	45.5	0.00194	mg/L	0.000079	0.00194	mg/L	0.000079 4.10%
Co 228.616†	81.6	0.00295	mg/L	0.000068	0.00295	mg/L	0.000068 2.29%
Cr 267.716†	61.2	0.00520	mg/L	0.000194	0.00520	mg/L	0.000194 3.73%
Cu 324.752†	767.9	0.00296	mg/L	0.000137	0.00296	mg/L	0.000137 4.61%
Fe 273.955†	55.9	0.03058	mg/L	0.003193	0.03058	mg/L	0.003193 10.44%
K 766.490†	850.3	0.4536	mg/L	0.01472	0.4536	mg/L	0.01472 3.24%
Mg 279.077†	57.4	0.04383	mg/L	0.001362	0.04383	mg/L	0.001362 3.11%
Mn 257.610†	104.6	0.00106	mg/L	0.000053	0.00106	mg/L	0.000053 4.98%
Mo 202.031†	78.8	0.00542	mg/L	0.000082	0.00542	mg/L	0.000082 1.52%
Na 589.592†	7567.0	0.4964	mg/L	0.00811	0.4964	mg/L	0.00811 1.63%
Na 330.237†	18.9	0.3871	mg/L	0.28402	0.3871	mg/L	0.28402 73.36%
Ni 231.604†	42.1	0.00975	mg/L	0.002251	0.00975	mg/L	0.002251 23.10%
Pb 220.353†	125.1	0.02055	mg/L	0.000669	0.02055	mg/L	0.000669 3.26%
Sb 206.836†	113.6	0.05011	mg/L	0.001989	0.05011	mg/L	0.001989 3.97%
Se 196.026†	58.9	0.04857	mg/L	0.002996	0.04857	mg/L	0.002996 6.17%
Si 288.158†	138.8	0.06239	mg/L	0.002957	0.06239	mg/L	0.002957 4.74%
Sr 189.927†	41.4	0.00981	mg/L	0.000795	0.00981	mg/L	0.000795 8.10%
Sr 421.552†	1114.7	0.00116	mg/L	0.000129	0.00116	mg/L	0.000129 11.14%
Ti 334.903†	151.8	0.00476	mg/L	0.000540	0.00476	mg/L	0.000540 11.35%
Tl 190.801†	72.1	0.04994	mg/L	0.003014	0.04994	mg/L	0.003014 6.04%
V 292.402†	295.5	0.00293	mg/L	0.000086	0.00293	mg/L	0.000086 2.95%
Zn 206.200†	63.4	0.01407	mg/L	0.001090	0.01407	mg/L	0.001090 7.75%

Sequence No.: 4
 Sample ID: ICSA
 Analyst: BLW
 Dilution: 1X

Autosampler Location: 302
 Date Collected: 6/12/2009 11:35:50 AM
 Data Type: Original

Nebulizer Parameters: ICSA

Analyte Back Pressure Flow
 All 229.0 kPa 0.75 L/min

Mean Data: ICSA

Analyte	Mean Corrected Intensity	Conc.	Calib. Units	Std.Dev.	Sample Conc.	Units	Std.Dev.	RSD
ScA 357.253	1919840.9	97.34	%	0.271				0.28%
ScR 361.383	507872.5	100.2	%	1.02				1.02%
Ag 328.068†	-330.3	-0.00156	mg/L	0.000102	-0.00156	mg/L	0.000102	6.49%
Al 308.215†	364994.6	198.9	mg/L	2.27	198.9	mg/L	2.27	1.14%
As 188.979†	123.5	0.07129	mg/L	0.013433	0.07129	mg/L	0.013433	18.84%
B 249.677†	-75.4	-0.00679	mg/L	0.001002	-0.00679	mg/L	0.001002	14.76%
Ba 233.527†	127.5	0.00007	mg/L	0.000565	0.00007	mg/L	0.000565	775.41%
Be 313.042†	120.4	0.00011	mg/L	0.000024	0.00011	mg/L	0.000024	22.40%
Ca 317.933†	1288907.7	99.81	mg/L	1.464	99.81	mg/L	1.464	1.47%
Cd 228.802†	7.5	-0.00196	mg/L	0.000246	-0.00196	mg/L	0.000246	12.58%
Co 228.616†	13.0	0.00041	mg/L	0.000159	0.00041	mg/L	0.000159	39.32%
Cr 267.716†	-49.6	0.00042	mg/L	0.000502	0.00042	mg/L	0.000502	119.16%
Cu 324.752†	-3327.9	0.00044	mg/L	0.000108	0.00044	mg/L	0.000108	24.24%
Fe 273.955†	349511.0	191.6	mg/L	1.65	191.6	mg/L	1.65	0.86%
K 766.490†	-70.7	-0.03771	mg/L	0.039858	-0.03771	mg/L	0.039858	105.69%
Mg 279.077†	129479.7	98.73	mg/L	1.201	98.73	mg/L	1.201	1.22%
Mn 257.610†	173.1	-0.00052	mg/L	0.000181	-0.00052	mg/L	0.000181	34.92%
Mo 202.031†	73.3	0.00396	mg/L	0.000288	0.00396	mg/L	0.000288	7.28%
Na 589.592†	122.3	0.00802	mg/L	0.002640	0.00802	mg/L	0.002640	32.91%
Na 330.237†	89.7	0.6899	mg/L	0.05863	0.6899	mg/L	0.05863	8.50%
Ni 231.604†	7.0	0.00163	mg/L	0.001192	0.00163	mg/L	0.001192	72.95%
Pb 220.353†	-229.7	-0.01116	mg/L	0.000615	-0.01116	mg/L	0.000615	5.51%
Sb 206.836†	73.6	0.03241	mg/L	0.000933	0.03241	mg/L	0.000933	2.88%
Se 196.026†	-18.1	0.00422	mg/L	0.005430	0.00422	mg/L	0.005430	128.81%
Si 288.158†	-36.4	-0.01636	mg/L	0.003497	-0.01636	mg/L	0.003497	21.38%
Sn 189.927†	-33.4	-0.00519	mg/L	0.001352	-0.00519	mg/L	0.001352	26.03%
Sr 421.552†	777.0	0.00081	mg/L	0.000047	0.00081	mg/L	0.000047	5.82%
Ti 334.903†	1110.8	0.01335	mg/L	0.000335	0.01335	mg/L	0.000335	2.51%
Tl 190.801†	-0.7	0.01977	mg/L	0.005034	0.01977	mg/L	0.005034	25.46%
V 292.402†	905.3	0.00009	mg/L	0.000154	0.00009	mg/L	0.000154	177.48%
Zn 206.200†	-9.5	-0.00352	mg/L	0.000808	-0.00352	mg/L	0.000808	22.95%

Sequence No.: 5
 Sample ID: ICSAB
 Analyst: BLW
 Dilution: 1X

Autosampler Location: 303
 Date Collected: 6/12/2009 11:39:19 AM
 Data Type: Original

Nebulizer Parameters: ICSAB

Analyte	Back Pressure	Flow
All	229.0 kPa	0.75 L/min

Mean Data: ICSAB

Analyte	Mean Corrected			Std.Dev.	Sample		RSD
	Intensity	Conc.	Calib. Units		Conc.	Units	
ScA 357.253	1917918.4	97.24	%	0.420			0.43%
ScR 361.383	504657.3	99.56	%	0.162			0.16%
Ag 328.068†	212611.1	1.009	mg/L	0.0062	1.009	mg/L	0.0062 0.61%
Al 308.215†	364227.3	198.5	mg/L	1.31	198.5	mg/L	1.31 0.66%
As 188.979†	951.2	1.065	mg/L	0.0037	1.065	mg/L	0.0037 0.35%
B 249.677†	-64.3	-0.00739	mg/L	0.000794	-0.00739	mg/L	0.000794 10.74%
Ba 233.527†	12258.1	0.9943	mg/L	0.00288	0.9943	mg/L	0.00288 0.29%
Be 313.042†	867816.4	0.9791	mg/L	0.00781	0.9791	mg/L	0.00781 0.80%
Ca 317.933†	1278304.8	98.99	mg/L	0.662	98.99	mg/L	0.662 0.67%
Cd 228.802†	20181.5	1.022	mg/L	0.0072	1.022	mg/L	0.0072 0.70%
Co 228.616†	26689.3	0.9665	mg/L	0.00662	0.9665	mg/L	0.00662 0.69%
Cr 267.716†	11929.7	1.017	mg/L	0.0014	1.017	mg/L	0.0014 0.14%
Cu 324.752†	261489.2	1.022	mg/L	0.0045	1.022	mg/L	0.0045 0.44%
Fe 273.955†	345695.2	189.5	mg/L	1.43	189.5	mg/L	1.43 0.75%
K 766.490†	-241.5	-0.1288	mg/L	0.01988	-0.1288	mg/L	0.01988 15.43%
Mg 279.077†	129239.2	98.55	mg/L	0.567	98.55	mg/L	0.567 0.58%
Mn 257.610†	94077.9	0.9520	mg/L	0.00629	0.9520	mg/L	0.00629 0.66%
Mo 202.031†	60.6	0.00309	mg/L	0.000692	0.00309	mg/L	0.000692 22.38%
Na 589.592†	270.0	0.01771	mg/L	0.002366	0.01771	mg/L	0.002366 13.36%
Na 330.237†	111.1	0.7439	mg/L	0.15866	0.7439	mg/L	0.15866 21.33%
Ni 231.604†	4087.5	0.9428	mg/L	0.00340	0.9428	mg/L	0.00340 0.36%
Pb 220.353†	5582.3	0.9446	mg/L	0.00670	0.9446	mg/L	0.00670 0.71%
Sb 206.836†	2337.3	1.019	mg/L	0.0036	1.019	mg/L	0.0036 0.35%
Se 196.026†	1194.3	1.004	mg/L	0.0026	1.004	mg/L	0.0026 0.26%
Si 288.158†	-39.7	-0.01350	mg/L	0.001381	-0.01350	mg/L	0.001381 10.23%
Sn 189.927†	-33.4	-0.00429	mg/L	0.001337	-0.00429	mg/L	0.001337 31.18%
Sr 421.552†	860.5	0.00090	mg/L	0.000051	0.00090	mg/L	0.000051 5.74%
Ti 334.903†	1104.2	0.01320	mg/L	0.000640	0.01320	mg/L	0.000640 4.85%
Tl 190.801†	1375.4	0.9635	mg/L	0.00816	0.9635	mg/L	0.00816 0.85%
V 292.402†	98757.0	0.9672	mg/L	0.00427	0.9672	mg/L	0.00427 0.44%
Zn 206.200†	4284.1	0.9488	mg/L	0.00231	0.9488	mg/L	0.00231 0.24%

Sequence No.: 6
 Sample ID: CV 3
 Analyst: BLW
 Dilution: 1X

Autosampler Location: 7
 Date Collected: 6/12/2009 11:42:40 AM
 Data Type: Original

Nebulizer Parameters: CV

Analyte Back Pressure Flow
 All 230.0 kPa 0.75 L/min

Mean Data: CV

Analyte	Mean Corrected			Std.Dev.	Sample			RSD
	Intensity	Conc.	Calib. Units		Conc.	Units	Std.Dev.	
ScA 357.253	1997174.2	101.3	%	0.81				0.80%
ScR 361.383	512475.0	101.1	%	1.01				0.99%
Ag 328.068†	204963.3	0.9729	mg/L	0.01400	0.9729	mg/L	0.01400	1.44%
Al 308.215†	3832.3	2.056	mg/L	0.0139	2.056	mg/L	0.0139	0.67%
As 188.979†	1651.5	1.980	mg/L	0.0154	1.980	mg/L	0.0154	0.78%
B 249.677†	10945.1	0.9854	mg/L	0.00913	0.9854	mg/L	0.00913	0.93%
Ba 233.527†	12160.7	0.9965	mg/L	0.00726	0.9965	mg/L	0.00726	0.73%
Be 313.042†	864288.2	0.9751	mg/L	0.00912	0.9751	mg/L	0.00912	0.94%
Ca 317.933†	27048.1	2.095	mg/L	0.0173	2.095	mg/L	0.0173	0.82%
Cd 228.802†	20052.6	1.010	mg/L	0.0093	1.010	mg/L	0.0093	0.92%
Co 228.616†	27400.6	0.9909	mg/L	0.00921	0.9909	mg/L	0.00921	0.93%
Cr 267.716†	11799.2	1.001	mg/L	0.0103	1.001	mg/L	0.0103	1.03%
Cu 324.752†	254595.4	0.9815	mg/L	0.01270	0.9815	mg/L	0.01270	1.29%
Fe 273.955†	3678.6	2.002	mg/L	0.0284	2.002	mg/L	0.0284	1.42%
K 766.490†	36124.0	19.27	mg/L	0.141	19.27	mg/L	0.141	0.73%
Mg 279.077†	2685.3	2.054	mg/L	0.0118	2.054	mg/L	0.0118	0.58%
Mn 257.610†	95383.6	0.9677	mg/L	0.00845	0.9677	mg/L	0.00845	0.87%
Mo 202.031†	14249.7	0.9800	mg/L	0.01009	0.9800	mg/L	0.01009	1.03%
Na 589.592†	744200.6	48.82	mg/L	0.552	48.82	mg/L	0.552	1.13%
Na 330.237†	2446.0	50.52	mg/L	0.304	50.52	mg/L	0.304	0.60%
Ni 231.604†	4182.7	0.9655	mg/L	0.00811	0.9655	mg/L	0.00811	0.84%
Pb 220.353†	11925.2	1.960	mg/L	0.0187	1.960	mg/L	0.0187	0.96%
Sb 206.836†	4469.3	1.969	mg/L	0.0216	1.969	mg/L	0.0216	1.10%
Se 196.026†	2379.7	1.962	mg/L	0.0168	1.962	mg/L	0.0168	0.86%
Si 288.158†	4464.0	2.013	mg/L	0.0159	2.013	mg/L	0.0159	0.79%
Sn 189.927†	4165.6	0.9847	mg/L	0.01008	0.9847	mg/L	0.01008	1.02%
Sr 421.552†	977685.7	1.018	mg/L	0.0118	1.018	mg/L	0.0118	1.16%
Ti 334.903†	31624.1	0.9932	mg/L	0.00513	0.9932	mg/L	0.00513	0.52%
Tl 190.801†	2868.5	1.981	mg/L	0.0190	1.981	mg/L	0.0190	0.96%
V 292.402†	98418.7	0.9725	mg/L	0.01296	0.9725	mg/L	0.01296	1.33%
Zn 206.200†	4461.7	0.9894	mg/L	0.00424	0.9894	mg/L	0.00424	0.43%

Sequence No.: 7
 Sample ID: CB
 Analyst: BLW
 Dilution: 1X

3

Autosampler Location: 1
 Date Collected: 6/12/2009 11:45:12 AM
 Data Type: Original

Nebulizer Parameters: CB

Analyte Back Pressure Flow
 All 231.0 kPa 0.75 L/min

Mean Data: CB

Analyte	Mean Corrected Intensity	Conc.	Calib. Units	Std.Dev.	Sample Conc.	Units	Std.Dev.	RSD
ScA 357.253	1980481.4	100.4	%	1.15				1.14%
ScR 361.383	515416.1	101.7	%	1.16				1.14%
Ag 328.068†	109.0	0.00052	mg/L	0.000131	0.00052	mg/L	0.000131	25.38%
Al 308.215†	61.3	0.03337	mg/L	0.009136	0.03337	mg/L	0.009136	27.38%
As 188.979†	4.8	0.00577	mg/L	0.001988	0.00577	mg/L	0.001988	34.46%
B 249.677†	18.3	0.00165	mg/L	0.000359	0.00165	mg/L	0.000359	21.83%
Ba 233.527†	-5.2	-0.00043	mg/L	0.000318	-0.00043	mg/L	0.000318	74.74%
Be 313.042†	135.7	0.00015	mg/L	0.000043	0.00015	mg/L	0.000043	27.87%
Ca 317.933†	133.4	0.01033	mg/L	0.001758	0.01033	mg/L	0.001758	17.02%
Cd 228.802†	10.6	0.00050	mg/L	0.000209	0.00050	mg/L	0.000209	41.83%
Co 228.616†	12.5	0.00045	mg/L	0.000092	0.00045	mg/L	0.000092	20.43%
Cr 267.716†	2.9	0.00025	mg/L	0.000444	0.00025	mg/L	0.000444	179.85%
Cu 324.752†	293.0	0.00113	mg/L	0.000110	0.00113	mg/L	0.000110	9.68%
Fe 273.955†	53.5	0.02935	mg/L	0.006090	0.02935	mg/L	0.006090	20.75%
K 766.490†	-16.2	-0.00863	mg/L	0.015052	-0.00863	mg/L	0.015052	174.49%
Mg 279.077†	22.4	0.01711	mg/L	0.000079	0.01711	mg/L	0.000079	0.46%
Mn 257.610†	17.5	0.00018	mg/L	0.000109	0.00018	mg/L	0.000109	61.50%
Mo 202.031†	7.2	0.00049	mg/L	0.000306	0.00049	mg/L	0.000306	62.21%
Na 589.592†	116.2	0.00762	mg/L	0.000875	0.00762	mg/L	0.000875	11.48%
Na 330.237†	-1.6	-0.03369	mg/L	0.345750	-0.03369	mg/L	0.345750	>999.9%
Ni 231.604†	5.7	0.00132	mg/L	0.000582	0.00132	mg/L	0.000582	44.06%
Pb 220.353†	2.5	0.00042	mg/L	0.000371	0.00042	mg/L	0.000371	88.72%
Sb 206.836†	3.1	0.00135	mg/L	0.002097	0.00135	mg/L	0.002097	154.80%
Se 196.026†	3.3	0.00274	mg/L	0.000165	0.00274	mg/L	0.000165	6.02%
Si 288.158†	-5.9	-0.00263	mg/L	0.001980	-0.00263	mg/L	0.001980	75.30%
Sn 189.927†	-1.8	-0.00043	mg/L	0.000049	-0.00043	mg/L	0.000049	11.57%
Sr 421.552†	130.9	0.00014	mg/L	0.000028	0.00014	mg/L	0.000028	20.43%
Ti 334.903†	28.7	0.00090	mg/L	0.001409	0.00090	mg/L	0.001409	156.37%
Tl 190.801†	2.1	0.00147	mg/L	0.001974	0.00147	mg/L	0.001974	134.23%
V 292.402†	31.0	0.00030	mg/L	0.000316	0.00030	mg/L	0.000316	103.79%
Zn 206.200†	0.7	0.00015	mg/L	0.000981	0.00015	mg/L	0.000981	652.68%

User canceled analysis.

=====
Analysis Begun

Start Time: 6/12/2009 11:49:15 AM

Plasma On Time: 6/12/2009 9:45:51 AM

Logged In Analyst: metals

Technique: ICP Continuous

Spectrometer Model: Optima 7300 DV, S/N 077C8121202 Autosampler Model: AS-93plus

Sample Information File: C:\pe\metals\Sample Information\0612.sif

Batch ID:

Results Data Set: I2090612

Results Library: C:\pe\metals\Results\Results.mdb

=====
Sequence No.: 8

Autosampler Location: 304

Sample ID: PB44 MB1 SWC

Date Collected: 6/12/2009 11:49:16 AM

Analyst: BLW

Data Type: Original

Dilution: 2X

=====
Nebulizer Parameters: PB44 MB1 SWC

Analyte	Back Pressure	Flow
All	230.0 kPa	0.75 L/min

=====
Mean Data: PB44 MB1 SWC

Analyte	Mean Corrected Intensity	Conc.	Calib. Units	Std.Dev.	Sample Conc. Units	Std.Dev.	RSD
ScA 357.253	2029683.5	102.9	%	0.32			0.31%
ScR 361.383	524973.6	103.6	%	0.39			0.38%
Ag 328.068†	92.7	0.00044	mg/L	0.000196	0.00088 mg/L	0.000392	44.62%
Al 308.215†	56.9	0.03099	mg/L	0.027086	0.06198 mg/L	0.054171	87.40%
As 188.979†	2.8	0.00328	mg/L	0.004870	0.00656 mg/L	0.009740	148.43%
B 249.677†	6.4	0.00057	mg/L	0.000362	0.00114 mg/L	0.000723	63.19%
Ba 233.527†	-2.5	-0.00021	mg/L	0.000717	-0.00042 mg/L	0.001433	343.33%
Be 313.042†	271.0	0.00031	mg/L	0.000519	0.00061 mg/L	0.001037	169.05%
Ca 317.933†	992.8	0.07688	mg/L	0.033796	0.1538 mg/L	0.06759	43.96%
Cd 228.802†	-2.1	-0.00013	mg/L	0.000217	-0.00026 mg/L	0.000434	164.65%
Co 228.616†	3.9	0.00014	mg/L	0.000104	0.00027 mg/L	0.000209	77.01%
Cr 267.716†	14.2	0.00120	mg/L	0.000659	0.00240 mg/L	0.001318	54.89%
Cu 324.752†	210.6	0.00081	mg/L	0.000064	0.00162 mg/L	0.000128	7.86%
Fe 273.955†	17.2	0.00945	mg/L	0.026478	0.01891 mg/L	0.052955	280.08%
K 766.490†	43.2	0.02302	mg/L	0.024592	0.04604 mg/L	0.049185	106.82%
Mg 279.077†	25.6	0.01953	mg/L	0.011861	0.03907 mg/L	0.023721	60.72%
Mn 257.610†	19.5	0.00020	mg/L	0.000282	0.00039 mg/L	0.000565	143.04%
Mo 202.031†	3.8	0.00026	mg/L	0.000329	0.00052 mg/L	0.000658	126.31%
Na 589.592†	339.3	0.02226	mg/L	0.017772	0.04452 mg/L	0.035543	79.84%
Na 330.237†	-4.4	-0.09271	mg/L	0.312680	-0.1854 mg/L	0.62536	337.26%
Ni 231.604†	-1.0	-0.00023	mg/L	0.000885	-0.00047 mg/L	0.001770	380.14%
Pb 220.353†	3.3	0.00055	mg/L	0.000651	0.00110 mg/L	0.001303	118.33%
Sb 206.836†	-4.3	-0.00193	mg/L	0.001211	-0.00385 mg/L	0.002421	62.87%
Se 196.026†	0.5	0.00038	mg/L	0.005651	0.00077 mg/L	0.011302	>999.9%
Si 288.158†	31.9	0.01436	mg/L	0.001672	0.02871 mg/L	0.003344	11.65%
Sn 189.927†	-1.4	-0.00033	mg/L	0.000826	-0.00065 mg/L	0.001651	253.60%
Sr 421.552†	194.7	0.00020	mg/L	0.000355	0.00041 mg/L	0.000710	175.03%
Ti 334.903†	92.6	0.00290	mg/L	0.000868	0.00580 mg/L	0.001736	29.94%
Tl 190.801†	3.4	0.00235	mg/L	0.000948	0.00470 mg/L	0.001895	40.29%
V 292.402†	-4.0	-0.00004	mg/L	0.000092	-0.00007 mg/L	0.000184	257.15%
Zn 206.200†	7.8	0.00173	mg/L	0.001094	0.00347 mg/L	0.002188	63.13%

Sequence No.: 9
 Sample ID: PB69 L TWC
 Analyst: BLW
 Dilution: 5X

Autosampler Location: 305
 Date Collected: 6/12/2009 11:53:00 AM
 Data Type: Original

Nebulizer Parameters: PB69 L TWC

Analyte Back Pressure Flow
 All 230.0 kPa 0.75 L/min

Mean Data: PB69 L TWC

Analyte	Mean Corrected		Calib. Units	Std.Dev.	Sample		Std.Dev.	RSD
	Intensity	Conc.			Conc.	Units		
ScA 357.253	1953102.8	99.02	%	0.166				0.17%
ScR 361.383	514249.0	101.4	%	0.86				0.85%
Ag 328.068†	-188.1	-0.00093	mg/L	0.000137	-0.00466	mg/L	0.000685	14.72%
Al 308.215†	49450.2	26.95	mg/L	0.147	134.7	mg/L	0.74	0.55%
As 188.979†	116.3	0.06998	mg/L	0.004153	0.3499	mg/L	0.02077	5.93%
B 249.677†	174.0	0.01565	mg/L	0.000493	0.07824	mg/L	0.002465	3.15%
Ba 233.527†	68.0	-0.00097	mg/L	0.000179	-0.00487	mg/L	0.000893	18.31%
Be 313.042†	482.4	0.00048	mg/L	0.000009	0.00242	mg/L	0.000046	1.90%
Ca 317.933†	1185105.6	91.77	mg/L	0.287	458.9	mg/L	1.43	0.31%
Cd 228.802†	1125.4	0.05584	mg/L	0.000252	0.2792	mg/L	0.00126	0.45%
Co 228.616†	546.7	0.01974	mg/L	0.000168	0.09871	mg/L	0.000839	0.85%
Cr 267.716†	5.4	0.00551	mg/L	0.000737	0.02753	mg/L	0.003683	13.38%
Cu 324.752†	106279.9	0.4186	mg/L	0.00092	2.093	mg/L	0.0046	0.22%
Fe 273.955†	225890.0	123.8	mg/L	0.58	619.2	mg/L	2.92	0.47%
K 766.490†	2211.2	1.179	mg/L	0.0171	5.897	mg/L	0.0855	1.45%
Mg 279.077†	27935.1	21.27	mg/L	0.171	106.3	mg/L	0.85	0.80%
Mn 257.610†	96745.4	0.9805	mg/L	0.00535	4.902	mg/L	0.0267	0.55%
Mo 202.031†	36.0	0.00148	mg/L	0.000235	0.00742	mg/L	0.001176	15.84%
Na 589.592†	65487.7	4.296	mg/L	0.0223	21.48	mg/L	0.111	0.52%
Na 330.237†	497.5	5.172	mg/L	0.1193	25.86	mg/L	0.596	2.31%
Ni 231.604†	36.3	0.00836	mg/L	0.002152	0.04182	mg/L	0.010758	25.73%
Pb 220.353†	-30.6	-0.00718	mg/L	0.001646	-0.03588	mg/L	0.008229	22.94%
Sb 206.836†	28.6	0.01261	mg/L	0.000785	0.06303	mg/L	0.003927	6.23%
Se 196.026†	-1.5	0.01319	mg/L	0.003916	0.06596	mg/L	0.019580	29.69%
Si 288.158†	13965.0	6.277	mg/L	0.0489	31.38	mg/L	0.244	0.78%
Sn 189.927†	-24.5	-0.00334	mg/L	0.001195	-0.01670	mg/L	0.005973	35.76%
Sr 421.552†	153465.5	0.1599	mg/L	0.00072	0.7993	mg/L	0.00359	0.45%
Ti 334.903†	1037.6	0.01279	mg/L	0.000706	0.06394	mg/L	0.003529	5.52%
Tl 190.801†	23.4	0.02681	mg/L	0.001962	0.1340	mg/L	0.00981	7.32%
V 292.402†	2015.1	0.01426	mg/L	0.000197	0.07132	mg/L	0.000986	1.38%
Zn 206.200†	43873.6	9.724	mg/L	0.0758	48.62	mg/L	0.379	0.78%

Sequence No.: 10
Sample ID: PB44 B SWC
Analyst: BLW
Dilution: 2X

Autosampler Location: 306
Date Collected: 6/12/2009 11:56:29 AM
Data Type: Original

Nebulizer Parameters: PB44 B SWC

Analyte Back Pressure Flow
All 230.0 kPa 0.75 L/min

Mean Data: PB44 B SWC

Table with 9 columns: Analyte, Mean Corrected Intensity, Calib. Conc. Units, Std.Dev., Sample Conc. Units, Std.Dev., RSD. Lists various elements like ScA, Ag, Al, As, B, Ba, Be, Ca, Cd, Co, Cr, Cu, Fe, K, Mg, Mn, Mo, Na, Ni, Pb, Sb, Se, Si, Sn, Sr, Ti, Tl, V, Zn with their respective values.

Sequence No.: 11
Sample ID: PB44 C SWC
Analyst: BLW
Dilution: 2X

Autosampler Location: 307
Date Collected: 6/12/2009 11:59:59 AM
Data Type: Original

Nebulizer Parameters: PB44 C SWC

Analyte Back Pressure Flow
All 230.0 kPa 0.75 L/min

Mean Data: PB44 C SWC

Analyte	Mean Corrected		Calib. Units	Std.Dev.	Sample		Std.Dev.	RSD
	Intensity	Conc.			Conc.	Units		
ScA 357.253	2010609.2	101.9	%	0.34				0.33%
ScR 361.383	526805.5	103.9	%	0.42				0.40%
Ag 328.068†	-214.1	-0.00095	mg/L	0.000142	-0.00189	mg/L	0.000284	15.04%
Al 308.215†	196788.6	107.2	mg/L	0.79	214.4	mg/L	1.58	0.74%
As 188.979†	117.8	0.1019	mg/L	0.00182	0.2038	mg/L	0.00364	1.79%
B 249.677†	563.6	0.05067	mg/L	0.000422	0.1013	mg/L	0.00084	0.83%
Ba 233.527†	3362.0	0.2672	mg/L	0.00146	0.5344	mg/L	0.00292	0.55%
Be 313.042†	2487.3	0.00169	mg/L	0.000040	0.00338	mg/L	0.000079	2.35%
Ca 317.933†	461383.7	35.73	mg/L	0.090	71.46	mg/L	0.180	0.25%
Cd 228.802†	29.8	-0.00053	mg/L	0.000044	-0.00106	mg/L	0.000089	8.36%
Co 228.616†	1926.0	0.05794	mg/L	0.000227	0.1159	mg/L	0.00045	0.39%
Cr 267.716†	2848.9	0.2463	mg/L	0.00133	0.4925	mg/L	0.00266	0.54%
Cu 324.752†	48627.7	0.1961	mg/L	0.00182	0.3922	mg/L	0.00365	0.93%
Fe 273.955†	267941.7	146.9	mg/L	1.00	293.8	mg/L	1.99	0.68%
K 766.490†	18030.9	9.618	mg/L	0.0723	19.24	mg/L	0.145	0.75%
Mg 279.077†	74742.8	56.98	mg/L	0.234	114.0	mg/L	0.47	0.41%
Mn 257.610†	185068.3	1.875	mg/L	0.0107	3.751	mg/L	0.0214	0.57%
Mo 202.031†	67.1	0.00423	mg/L	0.000289	0.00846	mg/L	0.000579	6.85%
Na 589.592†	258645.6	16.97	mg/L	0.103	33.93	mg/L	0.206	0.61%
Na 330.237†	812.8	17.58	mg/L	0.311	35.16	mg/L	0.623	1.77%
Ni 231.604†	1098.5	0.2533	mg/L	0.00211	0.5065	mg/L	0.00422	0.83%
Pb 220.353†	301.4	0.06045	mg/L	0.002820	0.1209	mg/L	0.00564	4.66%
Sb 206.836†	41.6	0.01633	mg/L	0.001110	0.03265	mg/L	0.002221	6.80%
Se 196.026†	-10.2	0.00716	mg/L	0.005901	0.01432	mg/L	0.011801	82.42%
Si 288.158†	7325.5	3.293	mg/L	0.0052	6.585	mg/L	0.0104	0.16%
Sn 189.927†	-19.8	-0.00100	mg/L	0.001156	-0.00199	mg/L	0.002313	115.96%
Sr 421.552†	205367.6	0.2139	mg/L	0.00080	0.4278	mg/L	0.00161	0.38%
Ti 334.903†	200210.6	6.300	mg/L	0.0402	12.60	mg/L	0.080	0.64%
Tl 190.801†	-2.0	0.01587	mg/L	0.003289	0.03174	mg/L	0.006578	20.73%
V 292.402†	36132.4	0.3468	mg/L	0.00386	0.6936	mg/L	0.00773	1.11%
Zn 206.200†	1724.0	0.3818	mg/L	0.00096	0.7635	mg/L	0.00193	0.25%

Sequence No.: 12
 Sample ID: PB44 D SWC
 Analyst: BLW
 Dilution: 2X

Autosampler Location: 308
 Date Collected: 6/12/2009 12:03:29 PM
 Data Type: Original

Nebulizer Parameters: PB44 D SWC

Analyte Back Pressure Flow
 All 230.0 kPa 0.75 L/min

Mean Data: PB44 D SWC

Analyte	Mean Corrected Intensity	Conc.	Calib. Units	Std.Dev.	Sample Conc.	Units	Std.Dev.	RSD
ScA 357.253	1992084.1	101.0	%	0.16				0.15%
ScR 361.383	525812.8	103.7	%	0.25				0.24%
Ag 328.068†	-240.0	-0.00107	mg/L	0.000127	-0.00214	mg/L	0.000253	11.82%
Al 308.215†	243814.5	132.8	mg/L	0.33	265.7	mg/L	0.66	0.25%
As 188.979†	188.9	0.1262	mg/L	0.00728	0.2523	mg/L	0.01455	5.77%
B 249.677†	576.4	0.05181	mg/L	0.001005	0.1036	mg/L	0.00201	1.94%
Ba 233.527†	5363.4	0.4305	mg/L	0.00108	0.8610	mg/L	0.00216	0.25%
Be 313.042†	2957.2	0.00196	mg/L	0.000012	0.00392	mg/L	0.000024	0.62%
Ca 317.933†	1445104.1	111.9	mg/L	0.39	223.8	mg/L	0.77	0.34%
Cd 228.802†	38.5	-0.00047	mg/L	0.000157	-0.00094	mg/L	0.000313	33.30%
Co 228.616†	2279.5	0.06817	mg/L	0.000115	0.1363	mg/L	0.00023	0.17%
Cr 267.716†	3216.1	0.2774	mg/L	0.00075	0.5547	mg/L	0.00150	0.27%
Cu 324.752†	105417.9	0.4162	mg/L	0.00146	0.8324	mg/L	0.00291	0.35%
Fe 273.955†	306199.9	167.9	mg/L	0.37	335.7	mg/L	0.73	0.22%
K 766.490†	23788.0	12.69	mg/L	0.054	25.38	mg/L	0.109	0.43%
Mg 279.077†	77572.4	59.13	mg/L	0.191	118.3	mg/L	0.38	0.32%
Mn 257.610†	621318.7	6.299	mg/L	0.0157	12.60	mg/L	0.031	0.25%
Mo 202.031†	192.7	0.01204	mg/L	0.000293	0.02408	mg/L	0.000585	2.43%
Na 589.592†	147163.8	9.654	mg/L	0.0199	19.31	mg/L	0.040	0.21%
Na 330.237†	505.6	10.41	mg/L	0.243	20.82	mg/L	0.486	2.34%
Ni 231.604†	1198.5	0.2763	mg/L	0.00150	0.5526	mg/L	0.00299	0.54%
Pb 220.353†	696.5	0.1305	mg/L	0.00153	0.2609	mg/L	0.00305	1.17%
Sb 206.836†	59.7	0.02419	mg/L	0.001335	0.04838	mg/L	0.002671	5.52%
Se 196.026†	-6.9	0.01241	mg/L	0.009780	0.02482	mg/L	0.019561	78.82%
Si 288.158†	6643.7	2.986	mg/L	0.0054	5.972	mg/L	0.0108	0.18%
Sn 189.927†	-17.9	0.00206	mg/L	0.000586	0.00411	mg/L	0.001173	28.50%
Sr 421.552†	308152.4	0.3210	mg/L	0.00079	0.6420	mg/L	0.00159	0.25%
Ti 334.903†	243794.7	7.656	mg/L	0.0176	15.31	mg/L	0.035	0.23%
Tl 190.801†	19.0	0.02664	mg/L	0.002533	0.05329	mg/L	0.005066	9.51%
V 292.402†	44493.7	0.4281	mg/L	0.00183	0.8562	mg/L	0.00367	0.43%
Zn 206.200†	3638.8	0.8052	mg/L	0.00315	1.610	mg/L	0.0063	0.39%

Sequence No.: 13
Sample ID: PB44 ADUP SWC
Analyst: BLW
Dilution: 2X

Autosampler Location: 309
Date Collected: 6/12/2009 12:07:00 PM
Data Type: Original

Nebulizer Parameters: PB44 ADUP SWC
Analyte Back Pressure Flow
All 230.0 kPa 0.75 L/min

Mean Data: PB44 ADUP SWC

Table with 8 columns: Analyte, Mean Corrected Intensity, Calib. Conc. Units, Std.Dev., Sample Conc. Units, Std.Dev., RSD. Lists various elements like ScA, Ag, Al, As, B, Ba, Be, Ca, Cd, Co, Cr, Cu, Fe, K, Mg, Mn, Mo, Na, Ni, Pb, Sb, Se, Si, Sn, Sr, Ti, Tl, V, Zn with their respective values.

Sequence No.: 14
 Sample ID: PB44 A SWC
 Analyst: BLW
 Dilution: 2X

Autosampler Location: 310
 Date Collected: 6/12/2009 12:10:30 PM
 Data Type: Original

Nebulizer Parameters: PB44 A SWC

Analyte Back Pressure Flow
 All 230.0 kPa 0.75 L/min

Mean Data: PB44 A SWC

Analyte	Mean Corrected		Calib. Units	Std.Dev.	Sample		RSD
	Intensity	Conc.			Conc.	Units	
ScA 357.253	2012352.4	102.0	%	0.29			0.28%
ScR 361.383	528098.9	104.2	%	0.12			0.11%
Ag 328.068†	-173.1	-0.00075	mg/L	0.000242	-0.00150	mg/L	0.000484 32.22%
Al 308.215†	169107.5	92.14	mg/L	0.341	184.3	mg/L	0.68 0.37%
As 188.979†	113.0	0.08932	mg/L	0.007546	0.1786	mg/L	0.01509 8.45%
B 249.677†	411.6	0.03700	mg/L	0.000342	0.07399	mg/L	0.000683 0.92%
Ba 233.527†	2204.3	0.1732	mg/L	0.00082	0.3464	mg/L	0.00165 0.48%
Be 313.042†	2067.1	0.00128	mg/L	0.000021	0.00256	mg/L	0.000042 1.66%
Ca 317.933†	597004.8	46.23	mg/L	0.347	92.46	mg/L	0.693 0.75%
Cd 228.802†	14.2	-0.00108	mg/L	0.000108	-0.00217	mg/L	0.000216 9.95%
Co 228.616†	1658.4	0.04930	mg/L	0.000520	0.09860	mg/L	0.001040 1.05%
Cr 267.716†	2642.1	0.2280	mg/L	0.00137	0.4560	mg/L	0.00274 0.60%
Cu 324.752†	36947.0	0.1502	mg/L	0.00051	0.3003	mg/L	0.00101 0.34%
Fe 273.955†	240744.1	132.0	mg/L	0.25	264.0	mg/L	0.51 0.19%
K 766.490†	12246.3	6.533	mg/L	0.0269	13.07	mg/L	0.054 0.41%
Mg 279.077†	70879.7	54.04	mg/L	0.331	108.1	mg/L	0.66 0.61%
Mn 257.610†	178929.8	1.813	mg/L	0.0085	3.627	mg/L	0.0170 0.47%
Mo 202.031†	67.5	0.00414	mg/L	0.000365	0.00828	mg/L	0.000730 8.81%
Na 589.592†	232467.6	15.25	mg/L	0.088	30.50	mg/L	0.176 0.58%
Na 330.237†	738.8	15.81	mg/L	0.124	31.62	mg/L	0.247 0.78%
Ni 231.604†	1042.7	0.2404	mg/L	0.00122	0.4808	mg/L	0.00243 0.51%
Pb 220.353†	469.2	0.08653	mg/L	0.001223	0.1731	mg/L	0.00245 1.41%
Sb 206.836†	35.7	0.01391	mg/L	0.001759	0.02782	mg/L	0.003518 12.65%
Se 196.026†	-13.5	0.00271	mg/L	0.005083	0.00541	mg/L	0.010166 187.85%
Si 288.158†	3701.6	1.664	mg/L	0.0126	3.328	mg/L	0.0252 0.76%
Sn 189.927†	-18.2	-0.00059	mg/L	0.001160	-0.00119	mg/L	0.002320 195.16%
Sr 421.552†	243610.0	0.2538	mg/L	0.00122	0.5075	mg/L	0.00244 0.48%
Ti 334.903†	182354.6	5.735	mg/L	0.0502	11.47	mg/L	0.100 0.88%
Tl 190.801†	5.0	0.01768	mg/L	0.002660	0.03536	mg/L	0.005319 15.05%
V 292.402†	34100.2	0.3277	mg/L	0.00152	0.6554	mg/L	0.00305 0.47%
Zn 206.200†	1678.1	0.3714	mg/L	0.00057	0.7429	mg/L	0.00114 0.15%

Sequence No.: 15
 Sample ID: PB44 ASPK SWC
 Analyst: BLW
 Dilution: 2X

Autosampler Location: 311
 Date Collected: 6/12/2009 12:14:00 PM
 Data Type: Original

Nebulizer Parameters: PB44 ASPK SWC

Analyte Back Pressure Flow
 All 230.0 kPa 0.75 L/min

Mean Data: PB44 ASPK SWC

Analyte	Mean Corrected			Std.Dev.	Sample			RSD
	Intensity	Conc.	Calib. Units		Conc.	Units	Std.Dev.	
ScA 357.253	1971413.5	99.95	%	0.119				0.12%
ScR 361.383	513759.8	101.4	%	0.14				0.14%
Ag 328.068†	101297.6	0.4809	mg/L	0.00239	0.9619	mg/L	0.00478	0.50%
Al 308.215†	202515.3	110.3	mg/L	0.42	220.7	mg/L	0.85	0.38%
As 188.979†	1731.3	1.959	mg/L	0.0093	3.918	mg/L	0.0186	0.47%
B 249.677†	453.1	0.03995	mg/L	0.000274	0.07989	mg/L	0.000548	0.69%
Ba 233.527†	25684.4	2.095	mg/L	0.0044	4.191	mg/L	0.0087	0.21%
Be 313.042†	430569.8	0.4840	mg/L	0.00222	0.9679	mg/L	0.00443	0.46%
Ca 317.933†	1824570.8	141.3	mg/L	0.41	282.6	mg/L	0.82	0.29%
Cd 228.802†	9838.6	0.4863	mg/L	0.00043	0.9726	mg/L	0.00087	0.09%
Co 228.616†	14827.4	0.5240	mg/L	0.00057	1.048	mg/L	0.0011	0.11%
Cr 267.716†	8087.7	0.6914	mg/L	0.00099	1.383	mg/L	0.0020	0.14%
Cu 324.752†	173863.5	0.6818	mg/L	0.00070	1.364	mg/L	0.0014	0.10%
Fe 273.955†	341628.4	187.3	mg/L	0.73	374.5	mg/L	1.46	0.39%
K 766.490†	30994.3	16.53	mg/L	0.061	33.07	mg/L	0.121	0.37%
Mg 279.077†	98422.1	75.03	mg/L	0.214	150.1	mg/L	0.43	0.29%
Mn 257.610†	260656.1	2.642	mg/L	0.0072	5.284	mg/L	0.0143	0.27%
Mo 202.031†	102.3	0.00551	mg/L	0.000565	0.01101	mg/L	0.001131	10.27%
Na 589.592†	356230.9	23.37	mg/L	0.023	46.74	mg/L	0.047	0.10%
Na 330.237†	1222.1	24.72	mg/L	0.181	49.45	mg/L	0.362	0.73%
Ni 231.604†	3030.1	0.6981	mg/L	0.00282	1.396	mg/L	0.0056	0.40%
Pb 220.353†	11709.9	1.935	mg/L	0.0008	3.870	mg/L	0.0016	0.04%
Sb 206.836†	60.2	0.02114	mg/L	0.002186	0.04229	mg/L	0.004372	10.34%
Se 196.026†	2284.8	1.904	mg/L	0.0057	3.807	mg/L	0.0113	0.30%
Si 288.158†	2967.0	1.336	mg/L	0.0026	2.672	mg/L	0.0051	0.19%
Sn 189.927†	5.0	0.00793	mg/L	0.001314	0.01585	mg/L	0.002627	16.57%
Sr 421.552†	1430397.1	1.490	mg/L	0.0025	2.980	mg/L	0.0051	0.17%
Ti 334.903†	217242.6	6.813	mg/L	0.0288	13.63	mg/L	0.058	0.42%
Tl 190.801†	2657.3	1.851	mg/L	0.0046	3.701	mg/L	0.0092	0.25%
V 292.402†	107116.9	1.045	mg/L	0.0027	2.090	mg/L	0.0054	0.26%
Zn 206.200†	4003.8	0.8860	mg/L	0.00203	1.772	mg/L	0.0041	0.23%

Sequence No.: 16
Sample ID: PB44 APOST SWC
Analyst: BLW
Dilution: 2X

Autosampler Location: 312
Date Collected: 6/12/2009 12:17:33 PM
Data Type: Original

*uuuu
au 6:12*

Nebulizer Parameters: PB44 APOST SWC

Analyte Back Pressure Flow
All 230.0 kPa 0.75 L/min

Mean Data: PB44 APOST SWC

Analyte	Mean Corrected		Calib. Units	Std.Dev.	Sample		Std.Dev.	RSD
	Intensity	Conc.			Conc.	Units		
ScA 357.253	1992685.2	101.0	%	0.18				0.18%
ScR 361.383	522155.0	103.0	%	0.66				0.64%
Ag 328.068†	92411.2	0.4387	mg/L	0.00200	0.8774	mg/L	0.00400	0.46%
Al 308.215†	173286.3	94.41	mg/L	0.149	188.8	mg/L	0.30	0.16%
As 188.979†	1767.6	2.069	mg/L	0.0057	4.138	mg/L	0.0115	0.28%
B 249.677†	433.3	0.03815	mg/L	0.000351	0.07630	mg/L	0.000702	0.92%
Ba 233.527†	25781.1	2.106	mg/L	0.0140	4.212	mg/L	0.0280	0.67%
Be 313.042†	422388.2	0.4755	mg/L	0.00025	0.9510	mg/L	0.00051	0.05%
Ca 317.933†	720102.9	55.76	mg/L	0.028	111.5	mg/L	0.06	0.05%
Cd 228.802†	9997.9	0.4941	mg/L	0.00138	0.9883	mg/L	0.00275	0.28%
Co 228.616†	14903.3	0.5288	mg/L	0.00087	1.058	mg/L	0.0017	0.16%
Cr 267.716†	8489.4	0.7236	mg/L	0.00531	1.447	mg/L	0.0106	0.73%
Cu 324.752†	164631.8	0.6426	mg/L	0.00177	1.285	mg/L	0.0035	0.28%
Fe 273.955†	242069.0	132.7	mg/L	0.26	265.4	mg/L	0.52	0.20%
K 766.490†	30316.0	16.17	mg/L	0.053	32.34	mg/L	0.106	0.33%
Mg 279.077†	83780.7	63.88	mg/L	0.029	127.8	mg/L	0.06	0.05%
Mn 257.610†	225254.4	2.283	mg/L	0.0043	4.567	mg/L	0.0086	0.19%
Mo 202.031†	74.0	0.00448	mg/L	0.000206	0.00897	mg/L	0.000411	4.58%
Na 589.592†	381233.3	25.01	mg/L	0.024	50.02	mg/L	0.048	0.10%
Na 330.237†	1250.6	26.12	mg/L	0.052	52.24	mg/L	0.104	0.20%
Ni 231.604†	3044.6	0.7015	mg/L	0.00773	1.403	mg/L	0.0155	1.10%
Pb 220.353†	11890.8	1.963	mg/L	0.0015	3.927	mg/L	0.0030	0.08%
Sb 206.836†	50.6	0.01540	mg/L	0.001940	0.03079	mg/L	0.003880	12.60%
Se 196.026†	2391.1	1.985	mg/L	0.0067	3.970	mg/L	0.0135	0.34%
Si 288.158†	3679.4	1.656	mg/L	0.0089	3.312	mg/L	0.0179	0.54%
Sn 189.927†	-18.0	-0.00021	mg/L	0.000609	-0.00042	mg/L	0.001217	289.14%
Sr 421.552†	695790.5	0.7248	mg/L	0.00268	1.450	mg/L	0.0054	0.37%
Ti 334.903†	182846.1	5.748	mg/L	0.0204	11.50	mg/L	0.041	0.36%
Tl 190.801†	2734.9	1.904	mg/L	0.0030	3.809	mg/L	0.0060	0.16%
V 292.402†	81428.2	0.7954	mg/L	0.00459	1.591	mg/L	0.0092	0.58%
Zn 206.200†	3792.5	0.8404	mg/L	0.00837	1.681	mg/L	0.0167	1.00%

Sequence No.: 17
 Sample ID: PB44 MB1SPK SWC
 Analyst: BLW
 Dilution: 2X

Autosampler Location: 313
 Date Collected: 6/12/2009 12:20:51 PM
 Data Type: Original

Nebulizer Parameters: PB44 MB1SPK SWC

Analyte Back Pressure Flow
 All 231.0 kPa 0.75 L/min

Mean Data: PB44 MB1SPK SWC

Analyte	Mean Corrected		Calib. Conc. Units	Std.Dev.	Sample		Std.Dev.	RSD
	Intensity				Conc. Units			
ScA 357.253	2004403.3		101.6 %	0.06				0.06%
ScR 361.383	519766.4		102.5 %	0.73				0.71%
Ag 328.068†	84204.4		0.3997 mg/L	0.00140	0.7994 mg/L	0.00280		0.35%
Al 308.215†	2913.0		1.581 mg/L	0.0228	3.163 mg/L	0.0455		1.44%
As 188.979†	1290.1		1.544 mg/L	0.0084	3.087 mg/L	0.0169		0.55%
B 249.677†	3.8	-0.00027	mg/L	0.000742	-0.00055 mg/L	0.001484	270.35%	
Ba 233.527†	18015.9		1.477 mg/L	0.0116	2.954 mg/L	0.0232		0.78%
Be 313.042†	322820.3		0.3642 mg/L	0.00070	0.7283 mg/L	0.00140		0.19%
Ca 317.933†	93315.8		7.226 mg/L	0.0115	14.45 mg/L	0.023		0.16%
Cd 228.802†	7543.6		0.3738 mg/L	0.00240	0.7476 mg/L	0.00481		0.64%
Co 228.616†	10246.6		0.3710 mg/L	0.00120	0.7419 mg/L	0.00240		0.32%
Cr 267.716†	4417.7		0.3745 mg/L	0.00202	0.7490 mg/L	0.00404		0.54%
Cu 324.752†	98480.1		0.3799 mg/L	0.00099	0.7598 mg/L	0.00198		0.26%
Fe 273.955†	2898.0		1.583 mg/L	0.0261	3.166 mg/L	0.0522		1.65%
K 766.490†	13496.3		7.199 mg/L	0.0210	14.40 mg/L	0.042		0.29%
Mg 279.077†	9860.7		7.524 mg/L	0.0587	15.05 mg/L	0.117		0.78%
Mn 257.610†	35606.9		0.3613 mg/L	0.00096	0.7227 mg/L	0.00193		0.27%
Mo 202.031†	14.8	0.00094	mg/L	0.000208	0.00188 mg/L	0.000416	22.11%	
Na 589.592†	111719.0		7.329 mg/L	0.0100	14.66 mg/L	0.020		0.14%
Na 330.237†	379.2		7.636 mg/L	0.2077	15.27 mg/L	0.415		2.72%
Ni 231.604†	1522.5		0.3506 mg/L	0.00387	0.7013 mg/L	0.00773		1.10%
Pb 220.353†	8880.3		1.459 mg/L	0.0109	2.918 mg/L	0.0217		0.74%
Sb 206.836†	6.1	-0.00104	mg/L	0.000570	-0.00209 mg/L	0.001140	54.57%	
Se 196.026†	1843.6		1.520 mg/L	0.0033	3.040 mg/L	0.0066		0.22%
Si 288.158†	25.7	0.01318	mg/L	0.001229	0.02635 mg/L	0.002458		9.33%
Sn 189.927†	-5.1	-0.00096	mg/L	0.000308	-0.00191 mg/L	0.000615	32.19%	
Sr 421.552†	343472.1		0.3578 mg/L	0.00073	0.7156 mg/L	0.00146		0.20%
Ti 334.903†	368.3	0.00999	mg/L	0.000243	0.01998 mg/L	0.000487		2.43%
Tl 190.801†	2185.3		1.511 mg/L	0.0028	3.021 mg/L	0.0056		0.19%
V 292.402†	38135.6		0.3767 mg/L	0.00020	0.7535 mg/L	0.00040		0.05%
Zn 206.200†	1618.6		0.3590 mg/L	0.00330	0.7180 mg/L	0.00661		0.92%

Sequence No.: 18
 Sample ID: CV
 Analyst: BLW
 Dilution: 1X

Autosampler Location: 7
 Date Collected: 6/12/2009 12:24:20 PM
 Data Type: Original

Nebulizer Parameters: CV

Analyte Back Pressure Flow
 All 230.0 kPa 0.75 L/min

Mean Data: CV

Analyte	Mean Corrected Intensity	Calib. Conc. Units	Std.Dev.	Sample Conc. Units	Std.Dev.	RSD
ScA 357.253	1978537.4	100.3 %	0.27			0.26%
ScR 361.383	513121.1	101.2 %	0.92			0.91%
Ag 328.068†	207446.6	0.9847 mg/L	0.00271	0.9847 mg/L	0.00271	0.27%
Al 308.215†	3726.3	1.998 mg/L	0.0194	1.998 mg/L	0.0194	0.97%
As 188.979†	1670.7	2.003 mg/L	0.0055	2.003 mg/L	0.0055	0.27%
B 249.677†	10966.8	0.9873 mg/L	0.01145	0.9873 mg/L	0.01145	1.16%
Ba 233.527†	12103.8	0.9918 mg/L	0.01123	0.9918 mg/L	0.01123	1.13%
Be 313.042†	869127.3	0.9806 mg/L	0.00855	0.9806 mg/L	0.00855	0.87%
Ca 317.933†	26935.0	2.086 mg/L	0.0306	2.086 mg/L	0.0306	1.47%
Cd 228.802†	20119.3	1.013 mg/L	0.0041	1.013 mg/L	0.0041	0.40%
Co 228.616†	27632.4	0.9993 mg/L	0.00494	0.9993 mg/L	0.00494	0.49%
Cr 267.716†	11798.1	1.001 mg/L	0.0126	1.001 mg/L	0.0126	1.26%
Cu 324.752†	257455.0	0.9925 mg/L	0.00142	0.9925 mg/L	0.00142	0.14%
Fe 273.955†	3597.5	1.958 mg/L	0.0255	1.958 mg/L	0.0255	1.30%
K 766.490†	36208.5	19.31 mg/L	0.092	19.31 mg/L	0.092	0.48%
Mg 279.077†	2666.5	2.039 mg/L	0.0212	2.039 mg/L	0.0212	1.04%
Mn 257.610†	95289.6	0.9667 mg/L	0.00624	0.9667 mg/L	0.00624	0.65%
Mo 202.031†	14331.8	0.9856 mg/L	0.00394	0.9856 mg/L	0.00394	0.40%
Na 589.592†	746407.2	48.96 mg/L	0.416	48.96 mg/L	0.416	0.85%
Na 330.237†	2443.3	50.47 mg/L	0.709	50.47 mg/L	0.709	1.40%
Ni 231.604†	4119.2	0.9509 mg/L	0.01329	0.9509 mg/L	0.01329	1.40%
Pb 220.353†	11994.8	1.971 mg/L	0.0054	1.971 mg/L	0.0054	0.28%
Sb 206.836†	4488.0	1.978 mg/L	0.0048	1.978 mg/L	0.0048	0.24%
Se 196.026†	2411.8	1.989 mg/L	0.0107	1.989 mg/L	0.0107	0.54%
Si 288.158†	4465.0	2.013 mg/L	0.0297	2.013 mg/L	0.0297	1.47%
Sn 189.927†	4211.8	0.9956 mg/L	0.00454	0.9956 mg/L	0.00454	0.46%
Sr 421.552†	977229.7	1.018 mg/L	0.0109	1.018 mg/L	0.0109	1.07%
Ti 334.903†	31878.3	1.001 mg/L	0.0077	1.001 mg/L	0.0077	0.77%
Tl 190.801†	2896.6	2.001 mg/L	0.0122	2.001 mg/L	0.0122	0.61%
V 292.402†	99271.1	0.9809 mg/L	0.00127	0.9809 mg/L	0.00127	0.13%
Zn 206.200†	4432.6	0.9830 mg/L	0.01386	0.9830 mg/L	0.01386	1.41%

Sequence No.: 19
 Sample ID: CB
 Analyst: BLW
 Dilution: 1X

Autosampler Location: 1
 Date Collected: 6/12/2009 12:26:53 PM
 Data Type: Original

Nebulizer Parameters: CB

Analyte Back Pressure Flow
 All 231.0 kPa 0.75 L/min

Mean Data: CB

Analyte	Mean Corrected		Calib.		Sample		RSD
	Intensity	Conc.	Units	Std.Dev.	Conc.	Units	
ScA 357.253	1999222.9	101.4	%	0.52			0.51%
ScR 361.383	520119.4	102.6	%	0.53			0.52%
Ag 328.068†	73.7	0.00035	mg/L	0.000076	0.00035	mg/L	0.000076 21.76%
Al 308.215†	8.5	0.00462	mg/L	0.005592	0.00462	mg/L	0.005592 120.91%
As 188.979†	-0.3	-0.00041	mg/L	0.002535	-0.00041	mg/L	0.002535 622.87%
B 249.677†	10.5	0.00094	mg/L	0.000704	0.00094	mg/L	0.000704 74.70%
Ba 233.527†	1.3	0.00011	mg/L	0.000282	0.00011	mg/L	0.000282 261.47%
Be 313.042†	115.3	0.00013	mg/L	0.000043	0.00013	mg/L	0.000043 33.28%
Ca 317.933†	139.7	0.01082	mg/L	0.001272	0.01082	mg/L	0.001272 11.76%
Cd 228.802†	2.8	0.00015	mg/L	0.000012	0.00015	mg/L	0.000012 8.26%
Co 228.616†	11.3	0.00041	mg/L	0.000085	0.00041	mg/L	0.000085 20.87%
Cr 267.716†	1.8	0.00016	mg/L	0.000344	0.00016	mg/L	0.000344 219.52%
Cu 324.752†	268.8	0.00104	mg/L	0.000219	0.00104	mg/L	0.000219 21.07%
Fe 273.955†	38.9	0.02132	mg/L	0.003478	0.02132	mg/L	0.003478 16.32%
K 766.490†	-20.3	-0.01083	mg/L	0.008134	-0.01083	mg/L	0.008134 75.13%
Mg 279.077†	17.8	0.01358	mg/L	0.006971	0.01358	mg/L	0.006971 51.34%
Mn 257.610†	76.0	0.00077	mg/L	0.000086	0.00077	mg/L	0.000086 11.16%
Mo 202.031†	8.1	0.00056	mg/L	0.000078	0.00056	mg/L	0.000078 14.11%
Na 589.592†	195.2	0.01280	mg/L	0.002256	0.01280	mg/L	0.002256 17.62%
Na 330.237†	2.4	0.05054	mg/L	0.304878	0.05054	mg/L	0.304878 603.20%
Ni 231.604†	7.9	0.00182	mg/L	0.001286	0.00182	mg/L	0.001286 70.52%
Pb 220.353†	11.2	0.00184	mg/L	0.000971	0.00184	mg/L	0.000971 52.72%
Sb 206.836†	1.9	0.00085	mg/L	0.000593	0.00085	mg/L	0.000593 69.45%
Se 196.026†	1.5	0.00122	mg/L	0.001109	0.00122	mg/L	0.001109 91.18%
Si 288.158†	1.8	0.00083	mg/L	0.003353	0.00083	mg/L	0.003353 405.39%
Sn 189.927†	2.0	0.00047	mg/L	0.000470	0.00047	mg/L	0.000470 100.86%
Sr 421.552†	360.5	0.00038	mg/L	0.000014	0.00038	mg/L	0.000014 3.72%
Ti 334.903†	62.7	0.00197	mg/L	0.000078	0.00197	mg/L	0.000078 3.98%
Tl 190.801†	-0.8	-0.00057	mg/L	0.003241	-0.00057	mg/L	0.003241 569.71%
V 292.402†	33.5	0.00033	mg/L	0.000266	0.00033	mg/L	0.000266 80.92%
Zn 206.200†	4.0	0.00089	mg/L	0.000384	0.00089	mg/L	0.000384 43.15%

Sequence No.: 20
 Sample ID: PB44 F SWC
 Analyst: BLW
 Dilution: 2X

Autosampler Location: 314
 Date Collected: 6/12/2009 12:30:22 PM
 Data Type: Original

Nebulizer Parameters: PB44 F SWC

Analyte Back Pressure Flow
 All 231.0 kPa 0.75 L/min

Mean Data: PB44 F SWC

Analyte	Mean Corrected		Calib. Units	Std.Dev.	Sample		Std.Dev.	RSD
	Intensity	Conc.			Conc.	Units		
ScA 357.253	2010325.2	101.9	%	0.58				0.56%
ScR 361.383	529875.7	104.5	%	0.35				0.33%
Ag 328.068†	-109.2	-0.00046	mg/L	0.000329	-0.00093	mg/L	0.000658	70.79%
Al 308.215†	178438.6	97.22	mg/L	0.664	194.4	mg/L	1.33	0.68%
As 188.979†	114.0	0.1024	mg/L	0.00422	0.2048	mg/L	0.00844	4.12%
B 249.677†	613.0	0.05512	mg/L	0.000953	0.1102	mg/L	0.00191	1.73%
Ba 233.527†	2808.8	0.2222	mg/L	0.00029	0.4445	mg/L	0.00058	0.13%
Be 313.042†	2206.4	0.00152	mg/L	0.000057	0.00305	mg/L	0.000114	3.75%
Ca 317.933†	401443.0	31.09	mg/L	0.141	62.17	mg/L	0.283	0.45%
Cd 228.802†	39.4	0.00004	mg/L	0.000027	0.00008	mg/L	0.000054	65.53%
Co 228.616†	2037.4	0.06355	mg/L	0.000266	0.1271	mg/L	0.00053	0.42%
Cr 267.716†	2784.1	0.2405	mg/L	0.00107	0.4809	mg/L	0.00214	0.45%
Cu 324.752†	61601.7	0.2459	mg/L	0.00137	0.4918	mg/L	0.00274	0.56%
Fe 273.955†	255387.1	140.0	mg/L	1.08	280.0	mg/L	2.15	0.77%
K 766.490†	15882.2	8.472	mg/L	0.0656	16.94	mg/L	0.131	0.77%
Mg 279.077†	74260.2	56.62	mg/L	0.307	113.2	mg/L	0.61	0.54%
Mn 257.610†	164495.8	1.667	mg/L	0.0082	3.334	mg/L	0.0164	0.49%
Mo 202.031†	84.1	0.00544	mg/L	0.000532	0.01089	mg/L	0.001064	9.78%
Na 589.592†	207508.9	13.61	mg/L	0.089	27.22	mg/L	0.177	0.65%
Na 330.237†	663.4	14.35	mg/L	0.218	28.69	mg/L	0.435	1.52%
Ni 231.604†	1108.7	0.2556	mg/L	0.00132	0.5113	mg/L	0.00264	0.52%
Pb 220.353†	199.6	0.04213	mg/L	0.000832	0.08426	mg/L	0.001665	1.98%
Sb 206.836†	39.9	0.01549	mg/L	0.002623	0.03098	mg/L	0.005246	16.94%
Se 196.026†	-7.5	0.00856	mg/L	0.003905	0.01713	mg/L	0.007810	45.60%
Si 288.158†	5454.8	2.452	mg/L	0.0056	4.904	mg/L	0.0112	0.23%
Sn 189.927†	-14.4	-0.00021	mg/L	0.001269	-0.00042	mg/L	0.002537	603.93%
Sr 421.552†	194700.0	0.2028	mg/L	0.00135	0.4056	mg/L	0.00270	0.67%
Ti 334.903†	173440.7	5.457	mg/L	0.0204	10.91	mg/L	0.041	0.37%
Tl 190.801†	-5.6	0.01285	mg/L	0.004614	0.02570	mg/L	0.009227	35.90%
V 292.402†	31293.8	0.2999	mg/L	0.00105	0.5998	mg/L	0.00211	0.35%
Zn 206.200†	1882.0	0.4169	mg/L	0.00077	0.8337	mg/L	0.00153	0.18%

Sequence No.: 21
 Sample ID: PB44 G SWC
 Analyst: BLW
 Dilution: 2X

Autosampler Location: 315
 Date Collected: 6/12/2009 12:33:53 PM
 Data Type: Original

Nebulizer Parameters: PB44 G SWC

Analyte Back Pressure Flow
 All 230.0 kPa 0.75 L/min

Mean Data: PB44 G SWC

Analyte	Mean Corrected		Calib. Units	Std.Dev.	Sample		Std.Dev.	RSD
	Intensity	Conc.			Conc.	Units		
ScA 357.253	1999080.0	101.4	%	0.82				0.81%
ScR 361.383	527306.9	104.0	%	0.45				0.43%
Ag 328.068†	-350.0	-0.00158	mg/L	0.000144	-0.00317	mg/L	0.000289	9.12%
Al 308.215†	374782.2	204.2	mg/L	0.34	408.4	mg/L	0.68	0.17%
As 188.979†	157.4	0.1019	mg/L	0.00776	0.2037	mg/L	0.01551	7.61%
B 249.677†	441.9	0.03960	mg/L	0.000389	0.07919	mg/L	0.000779	0.98%
Ba 233.527†	2416.0	0.1854	mg/L	0.00079	0.3709	mg/L	0.00159	0.43%
Be 313.042†	3244.2	0.00205	mg/L	0.000068	0.00409	mg/L	0.000135	3.31%
Ca 317.933†	1123433.7	87.00	mg/L	0.288	174.0	mg/L	0.58	0.33%
Cd 228.802†	26.6	-0.00150	mg/L	0.000346	-0.00299	mg/L	0.000692	23.15%
Co 228.616†	3799.2	0.1174	mg/L	0.00143	0.2347	mg/L	0.00286	1.22%
Cr 267.716†	3010.6	0.2619	mg/L	0.00114	0.5237	mg/L	0.00229	0.44%
Cu 324.752†	131626.7	0.5204	mg/L	0.00596	1.041	mg/L	0.0119	1.15%
Fe 273.955†	408496.3	223.9	mg/L	0.75	447.9	mg/L	1.50	0.34%
K 766.490†	21795.6	11.63	mg/L	0.019	23.25	mg/L	0.039	0.17%
Mg 279.077†	116288.1	88.65	mg/L	0.136	177.3	mg/L	0.27	0.15%
Mn 257.610†	401387.2	4.068	mg/L	0.0132	8.136	mg/L	0.0263	0.32%
Mo 202.031†	87.7	0.00509	mg/L	0.000137	0.01017	mg/L	0.000274	2.70%
Na 589.592†	633203.1	41.54	mg/L	0.088	83.08	mg/L	0.177	0.21%
Na 330.237†	2042.6	43.20	mg/L	0.299	86.39	mg/L	0.599	0.69%
Ni 231.604†	1068.0	0.2462	mg/L	0.00035	0.4925	mg/L	0.00069	0.14%
Pb 220.353†	-68.5	0.01356	mg/L	0.002452	0.02711	mg/L	0.004904	18.09%
Sb 206.836†	66.0	0.02744	mg/L	0.003159	0.05488	mg/L	0.006317	11.51%
Se 196.026†	-21.2	0.00614	mg/L	0.002679	0.01227	mg/L	0.005359	43.67%
Si 288.158†	2027.8	0.9116	mg/L	0.00731	1.823	mg/L	0.0146	0.80%
Sn 189.927†	-39.0	-0.00224	mg/L	0.000864	-0.00449	mg/L	0.001727	38.49%
Sr 421.552†	564966.6	0.5885	mg/L	0.00075	1.177	mg/L	0.0015	0.13%
Ti 334.903†	343580.9	10.81	mg/L	0.075	21.61	mg/L	0.151	0.70%
Tl 190.801†	-1.9	0.02213	mg/L	0.001267	0.04427	mg/L	0.002535	5.73%
V 292.402†	52203.8	0.4994	mg/L	0.00438	0.9989	mg/L	0.00876	0.88%
Zn 206.200†	4131.7	0.9148	mg/L	0.00603	1.830	mg/L	0.0121	0.66%

Sequence No.: 22
Sample ID: PB44 H SWC
Analyst: BLW
Dilution: 2X

Autosampler Location: 316
Date Collected: 6/12/2009 12:37:25 PM
Data Type: Original

Nebulizer Parameters: PB44 H SWC
Analyte Back Pressure Flow
All 231.0 kPa 0.75 L/min

Mean Data: PB44 H SWC

Analyte	Mean Corrected		Calib. Units	Std.Dev.	Sample		Std.Dev.	RSD
	Intensity	Conc.			Conc.	Units		
ScA 357.253	1944665.0	98.59	%	0.562				0.57%
ScR 361.383	522400.7	103.1	%	0.98				0.95%
Ag 328.068†	-729.5	-0.00338	mg/L	0.000280	-0.00675	mg/L	0.000561	8.30%
Al 308.215†	402636.1	219.4	mg/L	0.58	438.8	mg/L	1.16	0.26%
As 188.979†	210.3	-0.06078	mg/L	0.009653	-0.1216	mg/L	0.01931	15.88%
B 249.677†	540.6	0.04852	mg/L	0.000630	0.09705	mg/L	0.001259	1.30%
Ba 233.527†	2602.2	0.2032	mg/L	0.00284	0.4064	mg/L	0.00569	1.40%
Be 313.042†	3111.8	0.00191	mg/L	0.000113	0.00382	mg/L	0.000226	5.91%
Ca 317.933†	5071408.1	392.7	mg/L	4.60	785.4	mg/L	9.20	1.17%
Cd 228.802†	12.9	-0.00075	mg/L	0.000111	-0.00149	mg/L	0.000222	14.86%
Co 228.616†	3321.0	0.1034	mg/L	0.00021	0.2068	mg/L	0.00042	0.20%
Cr 267.716†	2972.0	0.2566	mg/L	0.00296	0.5132	mg/L	0.00592	1.15%
Cu 324.752†	103922.4	0.4132	mg/L	0.00161	0.8265	mg/L	0.00322	0.39%
Fe 273.955†	388824.4	213.2	mg/L	0.74	426.3	mg/L	1.49	0.35%
K 766.490†	19356.8	10.33	mg/L	0.036	20.65	mg/L	0.072	0.35%
Mg 279.077†	112872.8	86.02	mg/L	0.251	172.0	mg/L	0.50	0.29%
Mn 257.610†	322483.6	3.267	mg/L	0.0115	6.534	mg/L	0.0230	0.35%
Mo 202.031†	112.9	0.00351	mg/L	0.000462	0.00703	mg/L	0.000924	13.15%
Na 589.592†	716741.0	47.02	mg/L	0.399	94.04	mg/L	0.798	0.85%
Na 330.237†	2508.0	49.09	mg/L	0.579	98.19	mg/L	1.158	1.18%
Ni 231.604†	1033.2	0.2382	mg/L	0.00425	0.4764	mg/L	0.00849	1.78%
Pb 220.353†	-92.0	0.02156	mg/L	0.001989	0.04312	mg/L	0.003977	9.22%
Sb 206.836†	64.1	0.02653	mg/L	0.005318	0.05306	mg/L	0.010636	20.04%
Se 196.026†	-14.3	0.01064	mg/L	0.003602	0.02129	mg/L	0.007203	33.84%
Si 288.158†	2519.9	1.133	mg/L	0.0074	2.266	mg/L	0.0148	0.65%
Sn 189.927†	-68.8	-0.00198	mg/L	0.000803	-0.00396	mg/L	0.001607	40.55%
Sr 421.552†	2383367.5	2.483	mg/L	0.0194	4.965	mg/L	0.0388	0.78%
Ti 334.903†	286816.9	8.951	mg/L	0.1115	17.90	mg/L	0.223	1.25%
Tl 190.801†	28.2	0.01506	mg/L	0.003300	0.03012	mg/L	0.006601	21.92%
V 292.402†	51781.8	0.4966	mg/L	0.00158	0.9931	mg/L	0.00317	0.32%
Zn 206.200†	1769.0	0.3867	mg/L	0.00457	0.7734	mg/L	0.00914	1.18%

Sequence No.: 23
Sample ID: PB44 I SWC
Analyst: BLW
Dilution: 2X

Autosampler Location: 317
Date Collected: 6/12/2009 12:40:58 PM
Data Type: Original

Nebulizer Parameters: PB44 I SWC

Analyte Back Pressure Flow
All 230.0 kPa 0.75 L/min

*alog?
rew*

Mean Data: PB44 I SWC

Analyte	Mean Corrected Intensity	Calib. Conc. Units	Std.Dev.	Sample Conc. Units	Std.Dev.	RSD
ScA 357.253	2111738.6	107.1 %	6.72			6.28%
ScR 361.383	38834.5	7.661 %	5.5817			72.86%
Saturated within auto integration window (code 4)						
Ag 328.068†	-408.2	-0.00186 mg/L	0.000422	-0.00373 mg/L	0.000843	22.64%
Al 308.215†	83582.2	45.53 mg/L	26.571	91.07 mg/L	53.142	58.35%
As 188.979†	184.1	0.1962 mg/L	0.02031	0.3924 mg/L	0.04063	10.35%
B 249.677†	1800.6	0.1620 mg/L	0.14437	0.3240 mg/L	0.28873	89.11%
Saturated within auto integration window (code 4)						
Ba 233.527†	9129.4	0.7475 mg/L	0.47430	1.495 mg/L	0.9486	63.45%
Be 313.042†	42564.9	0.04623 mg/L	0.057743	0.09246 mg/L	0.115486	124.90%
Ca 317.933†	358148.3	27.73 mg/L	9.148	55.47 mg/L	18.296	32.99%
Cd 228.802†	23.2	0.00048 mg/L	0.001001	0.00096 mg/L	0.002001	209.08%
Co 228.616†	4112.7	0.1446 mg/L	0.00896	0.2892 mg/L	0.01793	6.20%
Cr 267.716†	509.0	0.04303 mg/L	1.165865	0.08605 mg/L	2.331730	>999.9%
Cu 324.752†	199695.5	0.7703 mg/L	0.06862	1.541 mg/L	0.1372	8.91%
Fe 273.955†	24329.7	13.33 mg/L	15.205	26.66 mg/L	30.411	114.09%
Saturated within auto integration window (code 4)						
K 766.490†	4506.7	2.404 mg/L	1.3522	4.808 mg/L	2.7044	56.25%
Mg 279.077†	13707.6	10.45 mg/L	8.583	20.91 mg/L	17.166	82.11%
Saturated within auto integration window (code 4)						
Mn 257.610†	42895.9	0.4346 mg/L	0.21485	0.8691 mg/L	0.42969	49.44%
Saturated within auto integration window (code 4)						
Mo 202.031†	75.2	0.00487 mg/L	0.000985	0.00975 mg/L	0.001969	20.20%
Na 589.592†	172260.1	11.30 mg/L	5.100	22.60 mg/L	10.199	45.13%
Na 330.237†	5669.9	117.5 mg/L	123.88	235.1 mg/L	247.75	105.40%
Ni 231.604†	4730.5	1.091 mg/L	0.6588	2.182 mg/L	1.3175	60.39%
Pb 220.353†	-84.6	-0.00635 mg/L	0.006520	-0.01271 mg/L	0.013040	102.61%
Sb 206.836†	75.4	0.03520 mg/L	0.016604	0.07040 mg/L	0.033208	47.17%
Se 196.026†	-23.7	-0.01842 mg/L	0.006453	-0.03684 mg/L	0.012905	35.03%
Si 288.158†	14519.0	6.526 mg/L	2.5114	13.05 mg/L	5.023	38.49%
Sn 189.927†	-46.4	-0.00924 mg/L	0.000662	-0.01847 mg/L	0.001324	7.17%
Sr 421.552†	170001.5	0.1771 mg/L	0.07779	0.3542 mg/L	0.15558	43.93%
Ti 334.903†	70817.4	2.225 mg/L	1.4041	4.450 mg/L	2.8081	63.10%
Tl 190.801†	5.2	0.00005 mg/L	0.007025	0.00009 mg/L	0.014050	>999.9%
V 292.402†	62381.5	0.6123 mg/L	0.06037	1.225 mg/L	0.1207	9.86%
Zn 206.200†	2788.7	0.6178 mg/L	1.95380	1.236 mg/L	3.9076	316.26%

Sequence No.: 24
Sample ID: PB44 J SWC
Analyst: BLW
Dilution: 2X

Autosampler Location: 318
Date Collected: 6/12/2009 12:44:12 PM
Data Type: Original

Nebulizer Parameters: PB44 J SWC

Analyte Back Pressure Flow
All 231.0 kPa 0.75 L/min

Mean Data: PB44 J SWC

Analyte	Mean Corrected		Calib. Units	Std.Dev.	Sample		Std.Dev.	RSD
	Intensity	Conc.			Conc.	Units		
ScA 357.253	2029536.5	102.9	%	1.34				1.30%
ScR 361.383	534468.2	105.4	%	0.68				0.65%
Ag 328.068†	-108.0	-0.00048	mg/L	0.000202	-0.00097	mg/L	0.000405	41.92%
Al 308.215†	199577.1	108.7	mg/L	0.47	217.5	mg/L	0.94	0.43%
As 188.979†	120.2	0.1013	mg/L	0.00113	0.2026	mg/L	0.00227	1.12%
B 249.677†	629.3	0.05658	mg/L	0.000882	0.1132	mg/L	0.00176	1.56%
Ba 233.527†	3056.5	0.2431	mg/L	0.00123	0.4862	mg/L	0.00246	0.51%
Be 313.042†	2335.9	0.00162	mg/L	0.000029	0.00325	mg/L	0.000058	1.78%
Ca 317.933†	530618.3	41.09	mg/L	0.124	82.18	mg/L	0.249	0.30%
Cd 228.802†	26.1	-0.00060	mg/L	0.000153	-0.00120	mg/L	0.000306	25.46%
Co 228.616†	2220.9	0.06931	mg/L	0.001452	0.1386	mg/L	0.00290	2.09%
Cr 267.716†	2780.3	0.2397	mg/L	0.00156	0.4794	mg/L	0.00311	0.65%
Cu 324.752†	128430.5	0.5028	mg/L	0.00751	1.006	mg/L	0.0150	1.49%
Fe 273.955†	239907.0	131.5	mg/L	1.20	263.0	mg/L	2.40	0.91%
K 766.490†	18334.6	9.780	mg/L	0.0520	19.56	mg/L	0.104	0.53%
Mg 279.077†	69210.7	52.76	mg/L	0.167	105.5	mg/L	0.33	0.32%
Mn 257.610†	253466.9	2.569	mg/L	0.0141	5.138	mg/L	0.0282	0.55%
Mo 202.031†	114.8	0.00745	mg/L	0.000474	0.01489	mg/L	0.000948	6.37%
Na 589.592†	255226.4	16.74	mg/L	0.051	33.49	mg/L	0.101	0.30%
Na 330.237†	817.9	17.46	mg/L	0.158	34.93	mg/L	0.316	0.91%
Ni 231.604†	928.9	0.2141	mg/L	0.00141	0.4283	mg/L	0.00282	0.66%
Pb 220.353†	391.8	0.07644	mg/L	0.001007	0.1529	mg/L	0.00201	1.32%
Sb 206.836†	41.4	0.01619	mg/L	0.004059	0.03238	mg/L	0.008118	25.07%
Se 196.026†	-2.0	0.01219	mg/L	0.006031	0.02439	mg/L	0.012063	49.46%
Si 288.158†	7240.7	3.255	mg/L	0.0259	6.509	mg/L	0.0518	0.80%
Sn 189.927†	-12.4	0.00073	mg/L	0.001135	0.00146	mg/L	0.002269	155.71%
Sr 421.552†	251182.0	0.2616	mg/L	0.00064	0.5233	mg/L	0.00127	0.24%
Ti 334.903†	188660.9	5.935	mg/L	0.0421	11.87	mg/L	0.084	0.71%
Tl 190.801†	3.6	0.01698	mg/L	0.004700	0.03396	mg/L	0.009400	27.68%
V 292.402†	32780.4	0.3148	mg/L	0.00462	0.6295	mg/L	0.00923	1.47%
Zn 206.200†	2594.2	0.5746	mg/L	0.00500	1.149	mg/L	0.0100	0.87%

Sequence No.: 25
Sample ID: PB44 K SWC
Analyst: BLW
Dilution: 2X

Autosampler Location: 319
Date Collected: 6/12/2009 12:47:42 PM
Data Type: Original

Nebulizer Parameters: PB44 K SWC

Analyte Back Pressure Flow
All 221.0 kPa 0.75 L/min

Mean Data: PB44 K SWC

Analyte	Mean Corrected Intensity	Calib. Conc. Units	Std.Dev.	Sample Conc. Units	Std.Dev.	RSD
ScA 357.253	5769156.0	292.5 %	86.31			29.51%
ScR 361.383	20547.8	4.054 %	5.6941			140.47%
Saturated within auto integration window (code 4)						
Ag 328.068†	36.6	0.00018 mg/L	0.000042	0.00035 mg/L	0.000083	23.48%
Al 308.215†	86310.4	47.03 mg/L	48.239	94.06 mg/L	96.479	102.57%
Saturated within auto integration window (code 4)						
As 188.979†	20.6	-0.00923 mg/L	0.032816	-0.01845 mg/L	0.065632	355.68%
B 249.677†	127.1	0.01144 mg/L	0.045431	0.02287 mg/L	0.090862	397.28%
Ba 233.527†	11046.2	0.9031 mg/L	1.07850	1.806 mg/L	2.1570	119.42%
Be 313.042†	149289.3	0.1689 mg/L	0.19242	0.3378 mg/L	0.38484	113.91%
Ca 317.933†	517292.8	40.06 mg/L	45.839	80.12 mg/L	91.678	114.43%
Cd 228.802†	-74.9	-0.00273 mg/L	0.002473	-0.00546 mg/L	0.004946	90.50%
Co 228.616†	209.5	0.00232 mg/L	0.004367	0.00465 mg/L	0.008734	187.84%
Cr 267.716†	-18831.5	-1.597 mg/L	2.0435	-3.195 mg/L	4.0869	127.93%
Cu 324.752†	611.4	0.00488 mg/L	0.012253	0.00976 mg/L	0.024505	251.08%
Fe 273.955†	85179.0	46.70 mg/L	49.791	93.39 mg/L	99.582	106.63%
K 766.490†	4518.7	2.410 mg/L	3.6390	4.821 mg/L	7.2780	150.97%
Mg 279.077†	26116.8	19.91 mg/L	20.349	39.82 mg/L	40.698	102.22%
Mn 257.610†	104239.6	1.056 mg/L	1.1527	2.113 mg/L	2.3054	109.11%
Mo 202.031†	-39.4	-0.00314 mg/L	0.000899	-0.00629 mg/L	0.001798	28.59%
Na 589.592†	365370.2	23.97 mg/L	27.903	47.94 mg/L	55.807	116.42%
Na 330.237†	21461.3	446.1 mg/L	514.90	892.2 mg/L	1029.80	115.42%
Ni 231.604†	6810.8	1.571 mg/L	1.9074	3.141 mg/L	3.8149	121.45%
Pb 220.353†	123.0	0.02289 mg/L	0.003778	0.04577 mg/L	0.007556	16.51%
Sb 206.836†	-41.8	0.00479 mg/L	0.030224	0.00958 mg/L	0.060447	630.77%
Se 196.026†	53.8	0.04926 mg/L	0.006722	0.09852 mg/L	0.013445	13.65%
Si 288.158†	21613.8	9.713 mg/L	15.2370	19.43 mg/L	30.474	156.87%
Sn 189.927†	13.6	0.00539 mg/L	0.002653	0.01078 mg/L	0.005307	49.22%
Sr 421.552†	271586.7	0.2829 mg/L	0.33425	0.5658 mg/L	0.66850	118.15%
Ti 334.903†	84410.6	2.651 mg/L	3.0895	5.302 mg/L	6.1790	116.55%
Tl 190.801†	17.0	0.01600 mg/L	0.005555	0.03201 mg/L	0.011110	34.71%
V 292.402†	1413.4	0.00412 mg/L	0.009057	0.00824 mg/L	0.018113	219.77%
Saturated within auto integration window (code 4)						
Zn 206.200†	-7317.7	-1.623 mg/L	2.0466	-3.247 mg/L	4.0932	126.07%

User canceled analysis.

=====
Analysis Begun

Start Time: 6/12/2009 12:52:22 PM

Plasma On Time: 6/12/2009 9:45:51 AM

Logged In Analyst: metals

Technique: ICP Continuous

Spectrometer Model: Optima 7300 DV, S/N 077C8121202 Autosampler Model: AS-93plus

Sample Information File: C:\pe\metals\Sample Information\0612.sif

Batch ID:

Results Data Set: I2090612

Results Library: C:\pe\metals\Results\Results.mdb

=====
Sequence No.: 26

Autosampler Location: 320

Sample ID: PB44 L SWC

Date Collected: 6/12/2009 12:52:23 PM

Analyst: BLW

Data Type: Original

Dilution: 2X

Nebulizer Parameters: PB44 L SWC

Analyte Back Pressure Flow
All 231.0 kPa 0.75 L/min

Mean Data: PB44 L SWC

Analyte	Mean Corrected		Calib. Conc. Units	Std.Dev.	Sample		Std.Dev.	RSD
	Intensity	Conc.			Conc.	Units		
ScA 357.253	2024865.5	102.7	%	0.42				0.41%
ScR 361.383	539082.1	106.3	%	0.90				0.85%
Ag 328.068†	-159.5	-0.00070	mg/L	0.000087	-0.00140	mg/L	0.000175	12.50%
Al 308.215†	238146.7	129.8	mg/L	0.89	259.5	mg/L	1.78	0.69%
As 188.979†	141.1	0.1321	mg/L	0.00397	0.2641	mg/L	0.00794	3.01%
B 249.677†	975.0	0.08772	mg/L	0.001616	0.1754	mg/L	0.00323	1.84%
Ba 233.527†	4069.1	0.3238	mg/L	0.00269	0.6476	mg/L	0.00537	0.83%
Be 313.042†	2897.0	0.00205	mg/L	0.000046	0.00409	mg/L	0.000093	2.27%
Ca 317.933†	419931.3	32.52	mg/L	0.262	65.04	mg/L	0.524	0.81%
Cd 228.802†	43.9	-0.00026	mg/L	0.000108	-0.00052	mg/L	0.000217	41.62%
Co 228.616†	2323.0	0.07231	mg/L	0.000137	0.1446	mg/L	0.00027	0.19%
Cr 267.716†	3582.9	0.3095	mg/L	0.00305	0.6191	mg/L	0.00610	0.99%
Cu 324.752†	99498.0	0.3939	mg/L	0.00275	0.7878	mg/L	0.00550	0.70%
Fe 273.955†	310397.1	170.2	mg/L	0.73	340.3	mg/L	1.46	0.43%
K 766.490†	23232.4	12.39	mg/L	0.061	24.79	mg/L	0.122	0.49%
Mg 279.077†	81710.6	62.29	mg/L	0.426	124.6	mg/L	0.85	0.68%
Mn 257.610†	210976.2	2.138	mg/L	0.0151	4.276	mg/L	0.0301	0.70%
Mo 202.031†	100.5	0.00656	mg/L	0.000549	0.01312	mg/L	0.001099	8.37%
Na 589.592†	415254.8	27.24	mg/L	0.165	54.48	mg/L	0.331	0.61%
Na 330.237†	1313.6	27.94	mg/L	0.335	55.88	mg/L	0.670	1.20%
Ni 231.604†	1130.5	0.2606	mg/L	0.00249	0.5212	mg/L	0.00498	0.95%
Pb 220.353†	369.0	0.07396	mg/L	0.001434	0.1479	mg/L	0.00287	1.94%
Sb 206.836†	47.6	0.01821	mg/L	0.004438	0.03642	mg/L	0.008876	24.37%
Se 196.026†	-20.2	0.00160	mg/L	0.003775	0.00321	mg/L	0.007549	235.33%
Si 288.158†	8794.5	3.953	mg/L	0.0269	7.906	mg/L	0.0538	0.68%
Sn 189.927†	-11.0	0.00098	mg/L	0.001001	0.00196	mg/L	0.002002	102.21%
Sr 421.552†	250989.1	0.2614	mg/L	0.00170	0.5229	mg/L	0.00341	0.65%
Ti 334.903†	200223.8	6.301	mg/L	0.0719	12.60	mg/L	0.144	1.14%
Tl 190.801†	-6.9	0.01600	mg/L	0.004030	0.03200	mg/L	0.008059	25.18%
V 292.402†	39549.9	0.3796	mg/L	0.00127	0.7593	mg/L	0.00254	0.33%
Zn 206.200†	2457.0	0.5443	mg/L	0.00457	1.089	mg/L	0.0091	0.84%

Sequence No.: 27
 Sample ID: PB44 M SWC
 Analyst: BLW
 Dilution: 2X

Autosampler Location: 321
 Date Collected: 6/12/2009 12:55:54 PM
 Data Type: Original

Nebulizer Parameters: PB44 M SWC

Analyte Back Pressure Flow
 All 231.0 kPa 0.75 L/min

Mean Data: PB44 M SWC

Analyte	Mean Corrected Intensity	Conc.	Calib. Units	Std.Dev.	Sample Conc. Units	Std.Dev.	RSD
ScA 357.253	2006815.9	101.7	%	0.38			0.38%
ScR 361.383	530948.1	104.7	%	1.20			1.15%
Ag 328.068†	-169.8	-0.00074	mg/L	0.000026	-0.00147 mg/L	0.000052	3.56%
Al 308.215†	247633.8	134.9	mg/L	0.48	269.9 mg/L	0.96	0.35%
As 188.979†	150.3	0.1424	mg/L	0.00578	0.2849 mg/L	0.01155	4.06%
B 249.677†	1058.2	0.09522	mg/L	0.001461	0.1904 mg/L	0.00292	1.53%
Ba 233.527†	4189.4	0.3332	mg/L	0.00322	0.6665 mg/L	0.00644	0.97%
Be 313.042†	3038.7	0.00214	mg/L	0.000038	0.00429 mg/L	0.000076	1.78%
Ca 317.933†	423641.1	32.81	mg/L	0.170	65.61 mg/L	0.339	0.52%
Cd 228.802†	53.6	0.00010	mg/L	0.000228	0.00019 mg/L	0.000456	234.42%
Co 228.616†	2277.2	0.07019	mg/L	0.000293	0.1404 mg/L	0.00059	0.42%
Cr 267.716†	3833.0	0.3310	mg/L	0.00462	0.6621 mg/L	0.00924	1.40%
Cu 324.752†	87087.9	0.3465	mg/L	0.00194	0.6930 mg/L	0.00389	0.56%
Fe 273.955†	323595.6	177.4	mg/L	0.78	354.8 mg/L	1.56	0.44%
K 766.490†	24767.6	13.21	mg/L	0.077	26.42 mg/L	0.154	0.58%
Mg 279.077†	85042.5	64.83	mg/L	0.238	129.7 mg/L	0.48	0.37%
Mn 257.610†	201857.4	2.045	mg/L	0.0116	4.091 mg/L	0.0233	0.57%
Mo 202.031†	116.9	0.00769	mg/L	0.000394	0.01537 mg/L	0.000788	5.12%
Na 589.592†	385846.5	25.31	mg/L	0.066	50.62 mg/L	0.131	0.26%
Na 330.237†	1228.5	26.22	mg/L	0.200	52.44 mg/L	0.401	0.76%
Ni 231.604†	1189.4	0.2742	mg/L	0.00171	0.5484 mg/L	0.00342	0.62%
Pb 220.353†	375.5	0.07561	mg/L	0.000867	0.1512 mg/L	0.00173	1.15%
Sb 206.836†	52.3	0.02007	mg/L	0.002665	0.04015 mg/L	0.005330	13.28%
Se 196.026†	-16.4	0.00548	mg/L	0.005373	0.01097 mg/L	0.010747	97.98%
Si 288.158†	7723.0	3.471	mg/L	0.0413	6.943 mg/L	0.0825	1.19%
Sn 189.927†	-14.8	0.00020	mg/L	0.000633	0.00039 mg/L	0.001266	321.51%
Sr 421.552†	275573.1	0.2871	mg/L	0.00086	0.5741 mg/L	0.00171	0.30%
Ti 334.903†	207969.1	6.545	mg/L	0.0709	13.09 mg/L	0.142	1.08%
Tl 190.801†	-10.8	0.01426	mg/L	0.002231	0.02852 mg/L	0.004462	15.65%
V 292.402†	41625.7	0.3997	mg/L	0.00112	0.7994 mg/L	0.00224	0.28%
Zn 206.200†	2467.0	0.5466	mg/L	0.00528	1.093 mg/L	0.0106	0.97%

Sequence No.: 28
Sample ID: PB44 N SWC
Analyst: BLW
Dilution: 2X

Autosampler Location: 322
Date Collected: 6/12/2009 12:59:24 PM
Data Type: Original

Nebulizer Parameters: PB44 N SWC

Analyte Back Pressure Flow
All 231.0 kPa 0.75 L/min

Mean Data: PB44 N SWC

Analyte	Mean Corrected Intensity	Conc.	Calib. Units	Std.Dev.	Sample Conc. Units	Std.Dev.	RSD
ScA 357.253	2013928.2	102.1	%	0.72			0.70%
ScR 361.383	532391.0	105.0	%	0.70			0.66%
Ag 328.068†	-227.2	-0.00101	mg/L	0.000025	-0.00203 mg/L	0.000050	2.47%
Al 308.215†	229514.5	125.1	mg/L	0.62	250.1 mg/L	1.24	0.50%
As 188.979†	140.4	0.1316	mg/L	0.00497	0.2632 mg/L	0.00995	3.78%
B 249.677†	832.6	0.07490	mg/L	0.000339	0.1498 mg/L	0.00068	0.45%
Ba 233.527†	3986.3	0.3172	mg/L	0.00275	0.6345 mg/L	0.00550	0.87%
Be 313.042†	2826.5	0.00200	mg/L	0.000047	0.00401 mg/L	0.000094	2.34%
Ca 317.933†	421268.6	32.62	mg/L	0.043	65.24 mg/L	0.086	0.13%
Cd 228.802†	42.0	-0.00032	mg/L	0.000061	-0.00064 mg/L	0.000121	19.01%
Co 228.616†	2136.1	0.06599	mg/L	0.000558	0.1320 mg/L	0.00112	0.85%
Cr 267.716†	3505.0	0.3029	mg/L	0.00253	0.6057 mg/L	0.00505	0.83%
Cu 324.752†	78845.2	0.3141	mg/L	0.00490	0.6282 mg/L	0.00980	1.56%
Fe 273.955†	303340.0	166.3	mg/L	0.77	332.6 mg/L	1.55	0.47%
K 766.490†	22451.4	11.98	mg/L	0.042	23.95 mg/L	0.085	0.35%
Mg 279.077†	78701.6	60.00	mg/L	0.263	120.0 mg/L	0.53	0.44%
Mn 257.610†	195677.2	1.983	mg/L	0.0140	3.966 mg/L	0.0280	0.71%
Mo 202.031†	85.0	0.00549	mg/L	0.000332	0.01099 mg/L	0.000664	6.04%
Na 589.592†	337846.4	22.16	mg/L	0.048	44.32 mg/L	0.095	0.22%
Na 330.237†	1076.1	22.99	mg/L	0.196	45.98 mg/L	0.392	0.85%
Ni 231.604†	1111.5	0.2563	mg/L	0.00089	0.5125 mg/L	0.00178	0.35%
Pb 220.353†	323.0	0.06589	mg/L	0.001421	0.1318 mg/L	0.00284	2.16%
Sb 206.836†	50.2	0.01938	mg/L	0.003544	0.03877 mg/L	0.007089	18.28%
Se 196.026†	-18.8	0.00234	mg/L	0.002696	0.00467 mg/L	0.005392	115.36%
Si 288.158†	8557.0	3.846	mg/L	0.0163	7.692 mg/L	0.0327	0.42%
Sn 189.927†	-20.7	-0.00139	mg/L	0.001260	-0.00279 mg/L	0.002519	90.40%
Sr 421.552†	251421.0	0.2619	mg/L	0.00047	0.5238 mg/L	0.00095	0.18%
Ti 334.903†	192674.1	6.063	mg/L	0.0553	12.13 mg/L	0.111	0.91%
Tl 190.801†	-1.9	0.01896	mg/L	0.001663	0.03792 mg/L	0.003326	8.77%
V 292.402†	38365.8	0.3682	mg/L	0.00498	0.7365 mg/L	0.00997	1.35%
Zn 206.200†	2176.6	0.4822	mg/L	0.00491	0.9643 mg/L	0.00983	1.02%

Sequence No.: 29
 Sample ID: PB44 O SWC
 Analyst: BLW
 Dilution: 2X

Autosampler Location: 323
 Date Collected: 6/12/2009 1:02:54 PM
 Data Type: Original

Nebulizer Parameters: PB44 O SWC

Analyte Back Pressure Flow
 All 231.0 kPa 0.75 L/min

EMW

Mean Data: PB44 O SWC

Analyte	Mean Corrected Intensity	Calib. Conc. Units	Std.Dev.	Sample Conc. Units	Std.Dev.	RSD
ScA 357.253	2027900.5	102.8 %	0.62			0.60%
ScR 361.383	525294.3	103.6 %	3.98			3.84%
Ag 328.068†	-156.4	-0.00069 mg/L	0.000182	-0.00137 mg/L	0.000363	26.48%
Al 308.215†	205992.5	112.2 mg/L	4.60	224.5 mg/L	9.20	4.10%
As 188.979†	130.3	0.1211 mg/L	0.00207	0.2421 mg/L	0.00413	1.71%
B 249.677†	931.5	0.08382 mg/L	0.002985	0.1676 mg/L	0.00597	3.56%
Ba 233.527†	3435.8	0.2725 mg/L	0.01039	0.5450 mg/L	0.02077	3.81%
Be 313.042†	2551.1	0.00182 mg/L	0.000174	0.00363 mg/L	0.000349	9.60%
Ca 317.933†	409343.2	31.70 mg/L	1.264	63.40 mg/L	2.528	3.99%
Cd 228.802†	42.4	-0.00010 mg/L	0.000136	-0.00021 mg/L	0.000272	130.81%
Co 228.616†	2021.2	0.06259 mg/L	0.000987	0.1252 mg/L	0.00197	1.58%
Cr 267.716†	3261.6	0.2820 mg/L	0.00995	0.5640 mg/L	0.01989	3.53%
Cu 324.752†	72672.9	0.2899 mg/L	0.00475	0.5799 mg/L	0.00950	1.64%
Fe 273.955†	291600.9	159.9 mg/L	7.23	319.7 mg/L	14.46	4.52%
K 766.490†	20175.1	10.76 mg/L	0.454	21.52 mg/L	0.908	4.22%
Mg 279.077†	75077.9	57.23 mg/L	2.340	114.5 mg/L	4.68	4.09%
Mn 257.610†	187003.9	1.895 mg/L	0.0756	3.790 mg/L	0.1512	3.99%
Mo 202.031†	119.5	0.00787 mg/L	0.000354	0.01574 mg/L	0.000708	4.50%
Na 589.592†	360514.6	23.65 mg/L	0.979	47.30 mg/L	1.958	4.14%
Na 330.237†	1148.8	24.41 mg/L	1.146	48.81 mg/L	2.293	4.70%
Ni 231.604†	1288.4	0.2971 mg/L	0.01289	0.5941 mg/L	0.02577	4.34%
Pb 220.353†	529.6	0.09779 mg/L	0.001605	0.1956 mg/L	0.00321	1.64%
Sb 206.836†	47.4	0.01835 mg/L	0.001509	0.03670 mg/L	0.003019	8.23%
Se 196.026†	-23.6	-0.00230 mg/L	0.005681	-0.00460 mg/L	0.011363	247.06%
Si 288.158†	7483.1	3.363 mg/L	0.1197	6.727 mg/L	0.2394	3.56%
Sn 189.927†	-5.1	0.00208 mg/L	0.000184	0.00416 mg/L	0.000368	8.84%
Sr 421.552†	252209.6	0.2627 mg/L	0.01147	0.5254 mg/L	0.02295	4.37%
Ti 334.903†	179543.9	5.649 mg/L	0.2252	11.30 mg/L	0.450	3.99%
Tl 190.801†	-7.9	0.01410 mg/L	0.002773	0.02820 mg/L	0.005546	19.66%
V 292.402†	34405.2	0.3297 mg/L	0.00461	0.6594 mg/L	0.00921	1.40%
Zn 206.200†	2363.4	0.5236 mg/L	0.01924	1.047 mg/L	0.0385	3.68%

Sequence No.: 30
Sample ID: CV
Analyst: BLW
Dilution: 1X

Autosampler Location: 7
Date Collected: 6/12/2009 1:06:24 PM
Data Type: Original

Nebulizer Parameters: CV

Analyte Back Pressure Flow
All 231.0 kPa 0.75 L/min

Mean Data: CV

Analyte	Mean Corrected Intensity	Conc.	Calib. Units	Std.Dev.	Sample Conc. Units	Std.Dev.	RSD
ScA 357.253	1992989.7	101.0	%	0.15			0.15%
ScR 361.383	516625.7	101.9	%	0.39			0.39%
Ag 328.068†	207190.5	0.9834	mg/L	0.00411	0.9834 mg/L	0.00411	0.42%
Al 308.215†	3810.8	2.044	mg/L	0.0170	2.044 mg/L	0.0170	0.83%
As 188.979†	1667.4	1.999	mg/L	0.0160	1.999 mg/L	0.0160	0.80%
B 249.677†	10947.4	0.9856	mg/L	0.00552	0.9856 mg/L	0.00552	0.56%
Ba 233.527†	12096.6	0.9912	mg/L	0.00380	0.9912 mg/L	0.00380	0.38%
Be 313.042†	876094.3	0.9884	mg/L	0.00276	0.9884 mg/L	0.00276	0.28%
Ca 317.933†	26833.7	2.078	mg/L	0.0110	2.078 mg/L	0.0110	0.53%
Cd 228.802†	20055.5	1.010	mg/L	0.0019	1.010 mg/L	0.0019	0.19%
Co 228.616†	27627.7	0.9991	mg/L	0.00244	0.9991 mg/L	0.00244	0.24%
Cr 267.716†	11801.7	1.001	mg/L	0.0051	1.001 mg/L	0.0051	0.51%
Cu 324.752†	257796.0	0.9939	mg/L	0.00443	0.9939 mg/L	0.00443	0.45%
Fe 273.955†	3715.6	2.022	mg/L	0.0150	2.022 mg/L	0.0150	0.74%
K 766.490†	36312.9	19.37	mg/L	0.041	19.37 mg/L	0.041	0.21%
Mg 279.077†	2682.1	2.051	mg/L	0.0138	2.051 mg/L	0.0138	0.67%
Mn 257.610†	95856.3	0.9725	mg/L	0.00071	0.9725 mg/L	0.00071	0.07%
Mo 202.031†	14252.0	0.9801	mg/L	0.00140	0.9801 mg/L	0.00140	0.14%
Na 589.592†	748522.5	49.10	mg/L	0.080	49.10 mg/L	0.080	0.16%
Na 330.237†	2442.0	50.45	mg/L	0.269	50.45 mg/L	0.269	0.53%
Ni 231.604†	4150.3	0.9581	mg/L	0.00667	0.9581 mg/L	0.00667	0.70%
Pb 220.353†	11982.8	1.969	mg/L	0.0024	1.969 mg/L	0.0024	0.12%
Sb 206.836†	4467.8	1.969	mg/L	0.0029	1.969 mg/L	0.0029	0.15%
Se 196.026†	2410.8	1.988	mg/L	0.0084	1.988 mg/L	0.0084	0.42%
Si 288.158†	4466.0	2.014	mg/L	0.0023	2.014 mg/L	0.0023	0.11%
Sn 189.927†	4203.4	0.9936	mg/L	0.00253	0.9936 mg/L	0.00253	0.25%
Sr 421.552†	978313.6	1.019	mg/L	0.0033	1.019 mg/L	0.0033	0.32%
Ti 334.903†	31985.8	1.005	mg/L	0.0018	1.005 mg/L	0.0018	0.18%
Tl 190.801†	2886.6	1.994	mg/L	0.0021	1.994 mg/L	0.0021	0.10%
V 292.402†	99450.1	0.9826	mg/L	0.00281	0.9826 mg/L	0.00281	0.29%
Zn 206.200†	4453.3	0.9876	mg/L	0.00700	0.9876 mg/L	0.00700	0.71%

Sequence No.: 31
Sample ID: CB
Analyst: BLW
Dilution: 1X

Autosampler Location: 1
Date Collected: 6/12/2009 1:08:56 PM
Data Type: Original

Nebulizer Parameters: CB

Analyte Back Pressure Flow
All 231.0 kPa 0.75 L/min

Mean Data: CB

Analyte	Mean Corrected Intensity	Calib. Conc. Units	Std.Dev.	Sample Conc. Units	Std.Dev.	RSD
ScA 357.253	2002463.4	101.5 %	0.14			0.14%
ScR 361.383	524649.8	103.5 %	1.30			1.26%
Ag 328.068†	92.4	0.00044 mg/L	0.000126	0.00044 mg/L	0.000126	28.73%
Al 308.215†	93.5	0.05094 mg/L	0.033183	0.05094 mg/L	0.033183	65.15%
As 188.979†	2.1	0.00252 mg/L	0.001107	0.00252 mg/L	0.001107	43.99%
B 249.677†	17.0	0.00154 mg/L	0.001429	0.00154 mg/L	0.001429	93.01%
Ba 233.527†	-1.6	-0.00013 mg/L	0.000494	-0.00013 mg/L	0.000494	372.73%
Be 313.042†	90.1	0.00010 mg/L	0.000056	0.00010 mg/L	0.000056	55.43%
Ca 317.933†	104.3	0.00808 mg/L	0.005041	0.00808 mg/L	0.005041	62.39%
Cd 228.802†	2.0	0.00008 mg/L	0.000218	0.00008 mg/L	0.000218	260.51%
Co 228.616†	8.2	0.00029 mg/L	0.000056	0.00029 mg/L	0.000056	19.06%
Cr 267.716†	8.9	0.00076 mg/L	0.000218	0.00076 mg/L	0.000218	28.76%
Cu 324.752†	319.3	0.00124 mg/L	0.000315	0.00124 mg/L	0.000315	25.47%
Fe 273.955†	145.3	0.07967 mg/L	0.042496	0.07967 mg/L	0.042496	53.34%
K 766.490†	-16.8	-0.00898 mg/L	0.036082	-0.00898 mg/L	0.036082	401.79%
Mg 279.077†	27.8	0.02118 mg/L	0.012488	0.02118 mg/L	0.012488	58.96%
Mn 257.610†	143.0	0.00145 mg/L	0.000672	0.00145 mg/L	0.000672	46.32%
Mo 202.031†	7.0	0.00048 mg/L	0.000245	0.00048 mg/L	0.000245	50.86%
Na 589.592†	260.1	0.01706 mg/L	0.005822	0.01706 mg/L	0.005822	34.12%
Na 330.237†	-10.8	-0.2226 mg/L	0.27345	-0.2226 mg/L	0.27345	122.83%
Ni 231.604†	9.8	0.00226 mg/L	0.000888	0.00226 mg/L	0.000888	39.33%
Pb 220.353†	11.3	0.00186 mg/L	0.000566	0.00186 mg/L	0.000566	30.53%
Sb 206.836†	-0.1	-0.00004 mg/L	0.001124	-0.00004 mg/L	0.001124	>999.9%
Se 196.026†	3.1	0.00260 mg/L	0.001457	0.00260 mg/L	0.001457	56.10%
Si 288.158†	10.4	0.00469 mg/L	0.003486	0.00469 mg/L	0.003486	74.39%
Sn 189.927†	1.3	0.00031 mg/L	0.000616	0.00031 mg/L	0.000616	198.44%
Sr 421.552†	363.4	0.00038 mg/L	0.000089	0.00038 mg/L	0.000089	23.43%
Ti 334.903†	102.1	0.00321 mg/L	0.000386	0.00321 mg/L	0.000386	11.99%
Tl 190.801†	2.0	0.00139 mg/L	0.000928	0.00139 mg/L	0.000928	66.76%
V 292.402†	40.1	0.00039 mg/L	0.000179	0.00039 mg/L	0.000179	45.47%
Zn 206.200†	1.0	0.00023 mg/L	0.000742	0.00023 mg/L	0.000742	328.54%

Sequence No.: 32
 Sample ID: PB63 MB1 SWC
 Analyst: BLW
 Dilution: 2X

Autosampler Location: 324
 Date Collected: 6/12/2009 1:12:25 PM
 Data Type: Original

Nebulizer Parameters: PB63 MB1 SWC

Analyte	Back Pressure	Flow
All	231.0 kPa	0.75 L/min

Mean Data: PB63 MB1 SWC

Analyte	Mean Corrected		Calib. Units	Std.Dev.	Sample		Std.Dev.	RSD
	Intensity	Conc.			Conc.	Units		
ScA 357.253	1956488.6	99.19	%	0.259				0.26%
ScR 361.383	522356.0	103.0	%	2.60				2.52%
Ag 328.068†	20.9	0.00010	mg/L	0.000149	0.00020	mg/L	0.000297	150.23%
Al 308.215†	318.4	0.1735	mg/L	0.01158	0.3470	mg/L	0.02316	6.67%
As 188.979†	-1.2	-0.00160	mg/L	0.003280	-0.00320	mg/L	0.006560	204.81%
B 249.677†	4.5	0.00040	mg/L	0.000708	0.00080	mg/L	0.001416	176.20%
Ba 233.527†	-6.5	-0.00053	mg/L	0.000340	-0.00107	mg/L	0.000680	63.65%
Be 313.042†	156.1	0.00018	mg/L	0.000087	0.00035	mg/L	0.000175	49.46%
Ca 317.933†	2888.8	0.2237	mg/L	0.01330	0.4474	mg/L	0.02660	5.94%
Cd 228.802†	-0.8	-0.00003	mg/L	0.000125	-0.00006	mg/L	0.000250	430.33%
Co 228.616†	-0.2	-0.00003	mg/L	0.000101	-0.00006	mg/L	0.000203	329.19%
Cr 267.716†	5.4	0.00045	mg/L	0.000563	0.00091	mg/L	0.001126	124.15%
Cu 324.752†	290.6	0.00112	mg/L	0.000131	0.00224	mg/L	0.000262	11.72%
Fe 273.955†	70.4	0.03860	mg/L	0.015744	0.07719	mg/L	0.031487	40.79%
K 766.490†	61.3	0.03270	mg/L	0.009747	0.06541	mg/L	0.019493	29.80%
Mg 279.077†	72.5	0.05532	mg/L	0.002440	0.1106	mg/L	0.00488	4.41%
Mn 257.610†	67.9	0.00069	mg/L	0.000298	0.00137	mg/L	0.000595	43.36%
Mo 202.031†	8.1	0.00056	mg/L	0.000240	0.00111	mg/L	0.000480	43.03%
Na 589.592†	628.8	0.04125	mg/L	0.013066	0.08250	mg/L	0.026132	31.67%
Na 330.237†	5.4	0.1113	mg/L	0.18566	0.2227	mg/L	0.37132	166.77%
Ni 231.604†	-0.7	-0.00016	mg/L	0.000913	-0.00031	mg/L	0.001826	585.38%
Pb 220.353†	5.4	0.00093	mg/L	0.000998	0.00185	mg/L	0.001996	107.84%
Sb 206.836†	-3.2	-0.00140	mg/L	0.001136	-0.00281	mg/L	0.002272	80.95%
Se 196.026†	4.5	0.00371	mg/L	0.004297	0.00743	mg/L	0.008594	115.70%
Si 288.158†	58.3	0.02621	mg/L	0.002040	0.05242	mg/L	0.004079	7.78%
Sn 189.927†	4.3	0.00102	mg/L	0.000203	0.00204	mg/L	0.000407	19.92%
Sr 421.552†	494.5	0.00052	mg/L	0.000266	0.00103	mg/L	0.000532	51.64%
Ti 334.903†	407.5	0.01279	mg/L	0.003417	0.02557	mg/L	0.006833	26.72%
Tl 190.801†	0.2	0.00014	mg/L	0.002684	0.00029	mg/L	0.005368	>999.9%
V 292.402†	6.0	0.00005	mg/L	0.000023	0.00011	mg/L	0.000045	42.89%
Zn 206.200†	9.1	0.00201	mg/L	0.000124	0.00401	mg/L	0.000248	6.19%

Sequence No.: 33
 Sample ID: PB44 E SWC
 Analyst: BLW
 Dilution: 2X

Autosampler Location: 325
 Date Collected: 6/12/2009 1:16:09 PM
 Data Type: Original

Nebulizer Parameters: PB44 E SWC

Analyte Back Pressure Flow
 All 231.0 kPa 0.75 L/min

Mean Data: PB44 E SWC

Analyte	Mean Corrected		Calib. Units	Std.Dev.	Sample		Std.Dev.	RSD
	Intensity	Conc.			Conc.	Units		
ScA 357.253	1925287.2	97.61	%	0.261				0.27%
ScR 361.383	511878.8	101.0	%	0.44				0.44%
Ag 328.068†	-202.8	-0.00090	mg/L	0.000256	-0.00180	mg/L	0.000513	28.52%
Al 308.215†	235476.6	128.3	mg/L	0.59	256.6	mg/L	1.18	0.46%
As 188.979†	127.6	0.1128	mg/L	0.00878	0.2256	mg/L	0.01756	7.78%
B 249.677†	890.2	0.08009	mg/L	0.000662	0.1602	mg/L	0.00132	0.83%
Ba 233.527†	4261.3	0.3400	mg/L	0.00400	0.6801	mg/L	0.00800	1.18%
Be 313.042†	2917.8	0.00209	mg/L	0.000048	0.00418	mg/L	0.000096	2.29%
Ca 317.933†	451202.5	34.94	mg/L	0.060	69.88	mg/L	0.120	0.17%
Cd 228.802†	46.8	0.00009	mg/L	0.000255	0.00018	mg/L	0.000511	278.50%
Co 228.616†	2137.7	0.06412	mg/L	0.000295	0.1282	mg/L	0.00059	0.46%
Cr 267.716†	3423.7	0.2958	mg/L	0.00398	0.5916	mg/L	0.00796	1.35%
Cu 324.752†	83535.3	0.3316	mg/L	0.00086	0.6632	mg/L	0.00172	0.26%
Fe 273.955†	295676.7	162.1	mg/L	1.51	324.2	mg/L	3.01	0.93%
K 766.490†	24319.2	12.97	mg/L	0.030	25.94	mg/L	0.060	0.23%
Mg 279.077†	76607.2	58.40	mg/L	0.039	116.8	mg/L	0.08	0.07%
Mn 257.610†	200919.1	2.036	mg/L	0.0008	4.072	mg/L	0.0016	0.04%
Mo 202.031†	97.0	0.00629	mg/L	0.000176	0.01258	mg/L	0.000351	2.79%
Na 589.592†	312781.9	20.52	mg/L	0.135	41.04	mg/L	0.270	0.66%
Na 330.237†	996.7	21.50	mg/L	0.349	43.00	mg/L	0.698	1.62%
Ni 231.604†	1061.6	0.2447	mg/L	0.00085	0.4895	mg/L	0.00170	0.35%
Pb 220.353†	298.7	0.06285	mg/L	0.001621	0.1257	mg/L	0.00324	2.58%
Sb 206.836†	57.4	0.02271	mg/L	0.003860	0.04541	mg/L	0.007720	17.00%
Se 196.026†	-18.7	0.00194	mg/L	0.008710	0.00389	mg/L	0.017420	447.86%
Si 288.158†	60168.9	27.04	mg/L	0.367	54.09	mg/L	0.734	1.36%
Sn 189.927†	-19.1	-0.00052	mg/L	0.000510	-0.00104	mg/L	0.001020	98.24%
Sr 421.552†	246416.0	0.2567	mg/L	0.00210	0.5134	mg/L	0.00419	0.82%
Ti 334.903†	225406.8	7.094	mg/L	0.0351	14.19	mg/L	0.070	0.49%
Tl 190.801†	2.2	0.02092	mg/L	0.003702	0.04184	mg/L	0.007405	17.70%
V 292.402†	38967.5	0.3738	mg/L	0.00087	0.7476	mg/L	0.00173	0.23%
Zn 206.200†	2424.3	0.5370	mg/L	0.00712	1.074	mg/L	0.0142	1.33%

Sequence No.: 34
 Sample ID: PB63 B SWC
 Analyst: BLW
 Dilution: 2X

Autosampler Location: 326
 Date Collected: 6/12/2009 1:19:39 PM
 Data Type: Original

Nebulizer Parameters: PB63 B SWC

Analyte Back Pressure Flow
 All 231.0 kPa 0.75 L/min

Mean Data: PB63 B SWC

Analyte	Mean Corrected Intensity	Conc.	Calib. Units	Std.Dev.	Sample Conc. Units	Std.Dev.	RSD
ScA 357.253	2009215.7	101.9	%	0.30			0.29%
ScR 361.383	516601.8	101.9	%	2.63			2.58%
Ag 328.068†	-131.0	-0.00057	mg/L	0.000082	-0.00114 mg/L	0.000164	14.35%
Al 308.215†	181895.8	99.11	mg/L	0.292	198.2 mg/L	0.58	0.30%
As 188.979†	113.5	0.1084	mg/L	0.00750	0.2167 mg/L	0.01500	6.92%
B 249.677†	833.0	0.07496	mg/L	0.000941	0.1499 mg/L	0.00188	1.25%
Ba 233.527†	3066.3	0.2436	mg/L	0.00313	0.4873 mg/L	0.00626	1.28%
Be 313.042†	2381.0	0.00174	mg/L	0.000049	0.00349 mg/L	0.000098	2.81%
Ca 317.933†	308510.7	23.89	mg/L	0.213	47.78 mg/L	0.427	0.89%
Cd 228.802†	47.0	0.00039	mg/L	0.000085	0.00079 mg/L	0.000171	21.65%
Co 228.616†	1741.2	0.05395	mg/L	0.000142	0.1079 mg/L	0.00028	0.26%
Cr 267.716†	2885.8	0.2492	mg/L	0.00214	0.4985 mg/L	0.00428	0.86%
Cu 324.752†	62678.0	0.2498	mg/L	0.00102	0.4997 mg/L	0.00204	0.41%
Fe 273.955†	245640.8	134.7	mg/L	0.27	269.3 mg/L	0.54	0.20%
K 766.490†	18556.6	9.899	mg/L	0.0284	19.80 mg/L	0.057	0.29%
Mg 279.077†	65043.2	49.59	mg/L	0.295	99.17 mg/L	0.591	0.60%
Mn 257.610†	153056.5	1.551	mg/L	0.0096	3.102 mg/L	0.0192	0.62%
Mo 202.031†	78.9	0.00517	mg/L	0.000246	0.01033 mg/L	0.000491	4.75%
Na 589.592†	388790.1	25.50	mg/L	0.022	51.01 mg/L	0.044	0.09%
Na 330.237†	1280.9	26.89	mg/L	0.219	53.78 mg/L	0.438	0.82%
Ni 231.604†	897.1	0.2068	mg/L	0.00082	0.4137 mg/L	0.00164	0.40%
Pb 220.353†	211.1	0.04459	mg/L	0.000130	0.08919 mg/L	0.000260	0.29%
Sb 206.836†	39.2	0.01500	mg/L	0.000920	0.03000 mg/L	0.001840	6.13%
Se 196.026†	-7.2	0.00844	mg/L	0.002777	0.01689 mg/L	0.005553	32.88%
Si 288.158†	5760.8	2.589	mg/L	0.0080	5.179 mg/L	0.0160	0.31%
Sn 189.927†	-13.7	-0.00050	mg/L	0.001710	-0.00099 mg/L	0.003420	345.43%
Sr 421.552†	205017.1	0.2136	mg/L	0.00044	0.4271 mg/L	0.00089	0.21%
Ti 334.903†	154265.9	4.855	mg/L	0.0423	9.710 mg/L	0.0846	0.87%
Tl 190.801†	-5.8	0.01265	mg/L	0.004336	0.02531 mg/L	0.008671	34.26%
V 292.402†	30548.4	0.2931	mg/L	0.00115	0.5862 mg/L	0.00231	0.39%
Zn 206.200†	4382.1	0.9711	mg/L	0.01110	1.942 mg/L	0.0222	1.14%

Sequence No.: 35
Sample ID: PB63 C SWC
Analyst: BLW
Dilution: 2X

Autosampler Location: 327
Date Collected: 6/12/2009 1:23:09 PM
Data Type: Original

Nebulizer Parameters: PB63 C SWC

Analyte Back Pressure Flow
All 231.0 kPa 0.75 L/min

Mean Data: PB63 C SWC

Analyte	Mean Corrected Intensity	Conc.	Calib. Units	Std.Dev.	Conc. Units	Std.Dev.	RSD
ScA 357.253	2020310.8	102.4	%	0.34			0.33%
ScR 361.383	537819.4	106.1	%	0.74			0.70%
Ag 328.068†	-23.4	-0.00005	mg/L	0.000088	-0.00010 mg/L	0.000176	168.79%
Al 308.215†	211787.4	115.4	mg/L	0.11	230.8 mg/L	0.21	0.09%
As 188.979†	121.7	0.1133	mg/L	0.00499	0.2266 mg/L	0.00998	4.40%
B 249.677†	968.5	0.08713	mg/L	0.001001	0.1743 mg/L	0.00200	1.15%
Ba 233.527†	3583.9	0.2849	mg/L	0.00213	0.5698 mg/L	0.00427	0.75%
Be 313.042†	2666.7	0.00188	mg/L	0.000022	0.00376 mg/L	0.000044	1.16%
Ca 317.933†	367046.2	28.42	mg/L	0.011	56.85 mg/L	0.023	0.04%
Cd 228.802†	43.0	-0.00002	mg/L	0.000316	-0.00004 mg/L	0.000633	>999.9%
Co 228.616†	2471.5	0.07915	mg/L	0.000717	0.1583 mg/L	0.00143	0.91%
Cr 267.716†	3872.4	0.3335	mg/L	0.00264	0.6669 mg/L	0.00528	0.79%
Cu 324.752†	79863.9	0.3173	mg/L	0.00258	0.6346 mg/L	0.00515	0.81%
Fe 273.955†	281814.3	154.5	mg/L	0.46	309.0 mg/L	0.92	0.30%
K 766.490†	21436.2	11.43	mg/L	0.065	22.87 mg/L	0.130	0.57%
Mg 279.077†	77959.0	59.43	mg/L	0.035	118.9 mg/L	0.07	0.06%
Mn 257.610†	179086.5	1.815	mg/L	0.0024	3.629 mg/L	0.0048	0.13%
Mo 202.031†	182.3	0.01223	mg/L	0.000390	0.02446 mg/L	0.000781	3.19%
Na 589.592†	465729.3	30.55	mg/L	0.030	61.10 mg/L	0.060	0.10%
Na 330.237†	1485.6	31.42	mg/L	0.192	62.84 mg/L	0.384	0.61%
Ni 231.604†	1045.2	0.2410	mg/L	0.00198	0.4819 mg/L	0.00395	0.82%
Pb 220.353†	336.2	0.06704	mg/L	0.001163	0.1341 mg/L	0.00233	1.74%
Sb 206.836†	47.1	0.01753	mg/L	0.000120	0.03506 mg/L	0.000241	0.69%
Se 196.026†	-13.2	0.00552	mg/L	0.005167	0.01104 mg/L	0.010334	93.62%
Si 288.158†	5933.4	2.667	mg/L	0.0429	5.334 mg/L	0.0858	1.61%
Sn 189.927†	-11.2	0.00050	mg/L	0.000573	0.00100 mg/L	0.001146	114.28%
Sr 421.552†	225823.0	0.2352	mg/L	0.00050	0.4705 mg/L	0.00099	0.21%
Ti 334.903†	175466.6	5.522	mg/L	0.0088	11.04 mg/L	0.018	0.16%
Tl 190.801†	-9.2	0.01246	mg/L	0.001458	0.02492 mg/L	0.002915	11.70%
V 292.402†	36625.4	0.3520	mg/L	0.00297	0.7041 mg/L	0.00594	0.84%
Zn 206.200†	2220.0	0.4918	mg/L	0.00376	0.9837 mg/L	0.00753	0.77%

Sequence No.: 36
 Sample ID: PB63 D SWC
 Analyst: BLW
 Dilution: 2X

Autosampler Location: 328
 Date Collected: 6/12/2009 1:26:39 PM
 Data Type: Original

Nebulizer Parameters: PB63 D SWC

Analyte Back Pressure Flow
 All 231.0 kPa 0.75 L/min

Mean Data: PB63 D SWC

Analyte	Mean Corrected Intensity	Conc. Units	Calib. Units	Std.Dev.	Conc. Units	Sample Std.Dev.	RSD
ScA 357.253	2026720.5	102.8	%	0.45			0.44%
ScR 361.383	529204.7	104.4	%	0.88			0.85%
Ag 328.068†	-212.9	-0.00094	mg/L	0.000232	-0.00188 mg/L	0.000463	24.61%
Al 308.215†	171355.0	93.36	mg/L	0.396	186.7 mg/L	0.79	0.42%
As 188.979†	102.7	0.08245	mg/L	0.007942	0.1649 mg/L	0.01588	9.63%
B 249.677†	399.7	0.03590	mg/L	0.000650	0.07181 mg/L	0.001301	1.81%
Ba 233.527†	3326.3	0.2644	mg/L	0.00272	0.5288 mg/L	0.00544	1.03%
Be 313.042†	2093.7	0.00131	mg/L	0.000043	0.00262 mg/L	0.000086	3.28%
Ca 317.933†	487693.5	37.77	mg/L	0.122	75.53 mg/L	0.245	0.32%
Cd 228.802†	18.3	-0.00092	mg/L	0.000173	-0.00184 mg/L	0.000346	18.83%
Co 228.616†	1924.6	0.05824	mg/L	0.000237	0.1165 mg/L	0.00047	0.41%
Cr 267.716†	2567.2	0.2222	mg/L	0.00181	0.4444 mg/L	0.00361	0.81%
Cu 324.752†	39947.2	0.1626	mg/L	0.00126	0.3252 mg/L	0.00252	0.78%
Fe 273.955†	264965.9	145.3	mg/L	1.12	290.5 mg/L	2.25	0.77%
K 766.490†	12246.7	6.533	mg/L	0.0403	13.07 mg/L	0.081	0.62%
Mg 279.077†	73810.1	56.27	mg/L	0.293	112.5 mg/L	0.59	0.52%
Mn 257.610†	237446.1	2.407	mg/L	0.0092	4.813 mg/L	0.0183	0.38%
Mo 202.031†	86.0	0.00551	mg/L	0.000359	0.01102 mg/L	0.000718	6.52%
Na 589.592†	153011.6	10.04	mg/L	0.061	20.07 mg/L	0.123	0.61%
Na 330.237†	476.7	10.51	mg/L	0.057	21.01 mg/L	0.113	0.54%
Ni 231.604†	1227.7	0.2831	mg/L	0.00339	0.5661 mg/L	0.00678	1.20%
Pb 220.353†	536.5	0.09658	mg/L	0.000764	0.1932 mg/L	0.00153	0.79%
Sb 206.836†	41.7	0.01704	mg/L	0.002424	0.03408 mg/L	0.004849	14.23%
Se 196.026†	-11.4	0.00599	mg/L	0.001781	0.01198 mg/L	0.003562	29.73%
Si 288.158†	2029.3	0.9123	mg/L	0.01045	1.825 mg/L	0.0209	1.15%
Sn 189.927†	138.6	0.03632	mg/L	0.001230	0.07264 mg/L	0.002460	3.39%
Sr 421.552†	198850.4	0.2071	mg/L	0.00143	0.4143 mg/L	0.00286	0.69%
Ti 334.903†	194083.7	6.106	mg/L	0.0234	12.21 mg/L	0.047	0.38%
Tl 190.801†	-0.7	0.01644	mg/L	0.004662	0.03287 mg/L	0.009325	28.37%
V 292.402†	34048.9	0.3264	mg/L	0.00143	0.6529 mg/L	0.00286	0.44%
Zn 206.200†	2083.0	0.4613	mg/L	0.00284	0.9226 mg/L	0.00568	0.62%

Sequence No.: 37
 Sample ID: PB63 ADUP SWC
 Analyst: BLW
 Dilution: 2X

Autosampler Location: 329
 Date Collected: 6/12/2009 1:30:09 PM
 Data Type: Original

Nebulizer Parameters: PB63 ADUP SWC

Analyte Back Pressure Flow
 All 231.0 kPa 0.75 L/min

Mean Data: PB63 ADUP SWC

Analyte	Mean Corrected Intensity	Conc. Units	Calib.	Std.Dev.	Sample Conc. Units	Std.Dev.	RSD
ScA 357.253	2028350.2	102.8 %		0.51			0.50%
ScR 361.383	532776.4	105.1 %		0.52			0.49%
Ag 328.068†	221.8	0.00112 mg/L		0.000144	0.00224 mg/L	0.000288	12.84%
Al 308.215†	213740.3	116.5 mg/L		0.42	232.9 mg/L	0.84	0.36%
As 188.979†	133.2	0.1175 mg/L		0.01089	0.2351 mg/L	0.02179	9.27%
B 249.677†	644.2	0.05789 mg/L		0.001214	0.1158 mg/L	0.00243	2.10%
Ba 233.527†	4181.5	0.3336 mg/L		0.00209	0.6672 mg/L	0.00418	0.63%
Be 313.042†	2697.8	0.00181 mg/L		0.000035	0.00362 mg/L	0.000069	1.91%
Ca 317.933†	501094.8	38.80 mg/L		0.121	77.61 mg/L	0.242	0.31%
Cd 228.802†	34.2	-0.00057 mg/L		0.000110	-0.00113 mg/L	0.000221	19.49%
Co 228.616†	2917.6	0.09352 mg/L		0.000636	0.1870 mg/L	0.00127	0.68%
Cr 267.716†	4439.1	0.3818 mg/L		0.00279	0.7636 mg/L	0.00557	0.73%
Cu 324.752†	77532.5	0.3085 mg/L		0.00112	0.6170 mg/L	0.00223	0.36%
Fe 273.955†	293166.7	160.7 mg/L		1.47	321.4 mg/L	2.94	0.91%
K 766.490†	17782.6	9.486 mg/L		0.0646	18.97 mg/L	0.129	0.68%
Mg 279.077†	78353.4	59.73 mg/L		0.171	119.5 mg/L	0.34	0.29%
Mn 257.610†	204096.7	2.068 mg/L		0.0077	4.137 mg/L	0.0154	0.37%
Mo 202.031†	373.6	0.02527 mg/L		0.000151	0.05055 mg/L	0.000302	0.60%
Na 589.592†	204922.6	13.44 mg/L		0.071	26.89 mg/L	0.142	0.53%
Na 330.237†	638.9	13.87 mg/L		0.064	27.74 mg/L	0.128	0.46%
Ni 231.604†	1092.6	0.2519 mg/L		0.00179	0.5037 mg/L	0.00357	0.71%
Pb 220.353†	665.7	0.1213 mg/L		0.00196	0.2426 mg/L	0.00392	1.62%
Sb 206.836†	42.8	0.01510 mg/L		0.003634	0.03019 mg/L	0.007268	24.07%
Se 196.026†	-11.6	0.00756 mg/L		0.002612	0.01513 mg/L	0.005224	34.53%
Si 288.158†	5599.2	2.517 mg/L		0.0114	5.034 mg/L	0.0228	0.45%
Sn 189.927†	-13.2	0.00072 mg/L		0.000450	0.00144 mg/L	0.000900	62.33%
Sr 421.552†	232561.6	0.2423 mg/L		0.00190	0.4845 mg/L	0.00380	0.79%
Ti 334.903†	206037.6	6.482 mg/L		0.0403	12.96 mg/L	0.081	0.62%
Tl 190.801†	-2.2	0.01716 mg/L		0.002763	0.03433 mg/L	0.005527	16.10%
V 292.402†	39990.3	0.3846 mg/L		0.00055	0.7692 mg/L	0.00110	0.14%
Zn 206.200†	2809.4	0.6224 mg/L		0.00191	1.245 mg/L	0.0038	0.31%

Sequence No.: 38
 Sample ID: PB63 A SWC
 Analyst: BLW
 Dilution: 2X

Autosampler Location: 330
 Date Collected: 6/12/2009 1:33:39 PM
 Data Type: Original

Nebulizer Parameters: PB63 A SWC

Analyte Back Pressure Flow
 All 231.0 kPa 0.75 L/min

Mean Data: PB63 A SWC

Analyte	Mean Corrected Intensity	Conc.	Calib. Units	Std.Dev.	Sample Conc. Units	Std.Dev.	RSD
ScA 357.253	2019200.4	102.4	%	1.83			1.78%
ScR 361.383	537042.5	105.9	%	1.37			1.29%
Ag 328.068†	87.7	0.00049	mg/L	0.000183	0.00097 mg/L	0.000367	37.71%
Al 308.215†	216601.5	118.0	mg/L	1.27	236.0 mg/L	2.53	1.07%
As 188.979†	127.1	0.1145	mg/L	0.00523	0.2289 mg/L	0.01046	4.57%
B 249.677†	631.2	0.05672	mg/L	0.000726	0.1134 mg/L	0.00145	1.28%
Ba 233.527†	3284.2	0.2602	mg/L	0.00307	0.5203 mg/L	0.00615	1.18%
Be 313.042†	2569.2	0.00164	mg/L	0.000047	0.00327 mg/L	0.000094	2.87%
Ca 317.933†	444518.3	34.42	mg/L	0.335	68.85 mg/L	0.669	0.97%
Cd 228.802†	38.2	-0.00031	mg/L	0.000158	-0.00063 mg/L	0.000316	50.56%
Co 228.616†	3100.0	0.1011	mg/L	0.00150	0.2023 mg/L	0.00300	1.48%
Cr 267.716†	5079.5	0.4362	mg/L	0.00595	0.8723 mg/L	0.01190	1.36%
Cu 324.752†	78680.4	0.3129	mg/L	0.00432	0.6258 mg/L	0.00865	1.38%
Fe 273.955†	288513.5	158.2	mg/L	1.31	316.3 mg/L	2.62	0.83%
K 766.490†	18154.8	9.684	mg/L	0.0991	19.37 mg/L	0.198	1.02%
Mg 279.077†	75409.5	57.49	mg/L	0.550	115.0 mg/L	1.10	0.96%
Mn 257.610†	201168.3	2.039	mg/L	0.0241	4.077 mg/L	0.0482	1.18%
Mo 202.031†	449.5	0.03054	mg/L	0.000606	0.06108 mg/L	0.001212	1.98%
Na 589.592†	200626.7	13.16	mg/L	0.129	26.32 mg/L	0.259	0.98%
Na 330.237†	634.3	13.72	mg/L	0.276	27.44 mg/L	0.551	2.01%
Ni 231.604†	1063.5	0.2452	mg/L	0.00338	0.4904 mg/L	0.00676	1.38%
Pb 220.353†	746.8	0.1351	mg/L	0.00060	0.2702 mg/L	0.00119	0.44%
Sb 206.836†	46.8	0.01617	mg/L	0.003581	0.03235 mg/L	0.007162	22.14%
Se 196.026†	-21.1	-0.00044	mg/L	0.006980	-0.00088 mg/L	0.013960	>999.9%
Si 288.158†	5229.1	2.351	mg/L	0.0187	4.701 mg/L	0.0374	0.80%
Sn 189.927†	0.8	0.00368	mg/L	0.001358	0.00735 mg/L	0.002717	36.95%
Sr 421.552†	205379.3	0.2139	mg/L	0.00176	0.4279 mg/L	0.00351	0.82%
Ti 334.903†	188844.0	5.942	mg/L	0.0725	11.88 mg/L	0.145	1.22%
Tl 190.801†	-5.7	0.01463	mg/L	0.002006	0.02925 mg/L	0.004013	13.72%
V 292.402†	40859.4	0.3938	mg/L	0.00643	0.7875 mg/L	0.01287	1.63%
Zn 206.200†	2776.6	0.6152	mg/L	0.00664	1.230 mg/L	0.0133	1.08%

Sequence No.: 39
Sample ID: PB63 ASPK SWC
Analyst: BLW
Dilution: 2X

Autosampler Location: 331
Date Collected: 6/12/2009 1:37:09 PM
Data Type: Original

Nebulizer Parameters: PB63 ASPK SWC

Analyte Back Pressure Flow
All 231.0 kPa 0.75 L/min

Mean Data: PB63 ASPK SWC

Analyte	Mean Corrected		Calib. Units	Std.Dev.	Sample		Std.Dev.	RSD
	Intensity	Conc.			Conc.	Units		
ScA 357.253	2022769.8	102.6	%	0.28				0.27%
ScR 361.383	531511.5	104.9	%	0.38				0.37%
Ag 328.068†	103763.8	0.4926	mg/L	0.00434	0.9851	mg/L	0.00869	0.88%
Al 308.215†	230331.4	125.5	mg/L	0.50	251.0	mg/L	0.99	0.40%
As 188.979†	1769.3	2.076	mg/L	0.0127	4.151	mg/L	0.0254	0.61%
B 249.677†	632.5	0.05605	mg/L	0.001270	0.1121	mg/L	0.00254	2.27%
Ba 233.527†	29168.5	2.382	mg/L	0.0171	4.763	mg/L	0.0342	0.72%
Be 313.042†	428068.2	0.4818	mg/L	0.00277	0.9635	mg/L	0.00554	0.58%
Ca 317.933†	620259.9	48.03	mg/L	0.255	96.06	mg/L	0.511	0.53%
Cd 228.802†	9924.0	0.4899	mg/L	0.00020	0.9798	mg/L	0.00040	0.04%
Co 228.616†	16040.4	0.5691	mg/L	0.00093	1.138	mg/L	0.0019	0.16%
Cr 267.716†	10620.0	0.9061	mg/L	0.00524	1.812	mg/L	0.0105	0.58%
Cu 324.752†	250839.4	0.9776	mg/L	0.00567	1.955	mg/L	0.0113	0.58%
Fe 273.955†	312026.9	171.0	mg/L	0.83	342.1	mg/L	1.66	0.49%
K 766.490†	37211.3	19.85	mg/L	0.088	39.70	mg/L	0.176	0.44%
Mg 279.077†	94803.1	72.28	mg/L	0.239	144.6	mg/L	0.48	0.33%
Mn 257.610†	245147.4	2.485	mg/L	0.0106	4.970	mg/L	0.0213	0.43%
Mo 202.031†	430.0	0.02905	mg/L	0.000588	0.05810	mg/L	0.001175	2.02%
Na 589.592†	365196.6	23.96	mg/L	0.069	47.91	mg/L	0.137	0.29%
Na 330.237†	1183.3	24.79	mg/L	0.430	49.59	mg/L	0.859	1.73%
Ni 231.604†	3088.7	0.7116	mg/L	0.00833	1.423	mg/L	0.0167	1.17%
Pb 220.353†	12171.2	2.012	mg/L	0.0015	4.025	mg/L	0.0030	0.08%
Sb 206.836†	72.5	0.02274	mg/L	0.001924	0.04549	mg/L	0.003848	8.46%
Se 196.026†	2332.4	1.941	mg/L	0.0020	3.882	mg/L	0.0039	0.10%
Si 288.158†	4700.5	2.115	mg/L	0.0237	4.230	mg/L	0.0473	1.12%
Sn 189.927†	-7.9	0.00217	mg/L	0.001034	0.00433	mg/L	0.002067	47.71%
Sr 421.552†	696797.8	0.7258	mg/L	0.00222	1.452	mg/L	0.0044	0.31%
Ti 334.903†	197968.3	6.226	mg/L	0.0518	12.45	mg/L	0.104	0.83%
Tl 190.801†	2675.9	1.869	mg/L	0.0094	3.739	mg/L	0.0189	0.50%
V 292.402†	87535.9	0.8543	mg/L	0.00707	1.709	mg/L	0.0141	0.83%
Zn 206.200†	5088.9	1.128	mg/L	0.0114	2.256	mg/L	0.0228	1.01%

13372

Sequence No.: 40
Sample ID: PB63 APOST SWC
Analyst: BLW
Dilution: 2X

Autosampler Location: 332
Date Collected: 6/12/2009 1:39:42 PM
Data Type: Original

Nebulizer Parameters: PB63 APOST SWC

Analyte Back Pressure Flow
All 231.0 kPa 0.75 L/min

Mean Data: PB63 APOST SWC

Analyte	Mean Corrected Intensity	Conc. Units	Calib. Units	Std.Dev.	Sample Conc. Units	Std.Dev.	RSD
ScA 357.253	2025798.8	102.7	%	0.17			0.17%
ScR 361.383	528688.1	104.3	%	0.61			0.58%
Ag 328.068†	94717.5	0.4497	mg/L	0.00158	0.8993 mg/L	0.00317	0.35%
Al 308.215†	220893.6	120.3	mg/L	0.71	240.7 mg/L	1.42	0.59%
As 188.979†	1825.3	2.146	mg/L	0.0122	4.293 mg/L	0.0244	0.57%
B 249.677†	627.0	0.05553	mg/L	0.001561	0.1111 mg/L	0.00312	2.81%
Ba 233.527†	27497.7	2.245	mg/L	0.0221	4.491 mg/L	0.0442	0.98%
Be 313.042†	439098.6	0.4942	mg/L	0.00182	0.9884 mg/L	0.00363	0.37%
Ca 317.933†	569785.3	44.12	mg/L	0.186	88.25 mg/L	0.372	0.42%
Cd 228.802†	10237.1	0.5055	mg/L	0.00157	1.011 mg/L	0.0031	0.31%
Co 228.616†	16552.6	0.5882	mg/L	0.00173	1.176 mg/L	0.0035	0.29%
Cr 267.716†	10981.3	0.9364	mg/L	0.00791	1.873 mg/L	0.0158	0.84%
Cu 324.752†	206559.0	0.8062	mg/L	0.00330	1.612 mg/L	0.0066	0.41%
Fe 273.955†	290372.8	159.2	mg/L	0.75	318.4 mg/L	1.49	0.47%
K 766.490†	37013.7	19.74	mg/L	0.036	39.49 mg/L	0.072	0.18%
Mg 279.077†	88577.7	67.54	mg/L	0.243	135.1 mg/L	0.49	0.36%
Mn 257.610†	248584.4	2.520	mg/L	0.0149	5.040 mg/L	0.0298	0.59%
Mo 202.031†	440.4	0.02981	mg/L	0.000525	0.05962 mg/L	0.001051	1.76%
Na 589.592†	353857.5	23.21	mg/L	0.059	46.43 mg/L	0.119	0.26%
Na 330.237†	1127.0	23.63	mg/L	0.128	47.25 mg/L	0.256	0.54%
Ni 231.604†	3113.6	0.7173	mg/L	0.00825	1.435 mg/L	0.0165	1.15%
Pb 220.353†	12396.8	2.050	mg/L	0.0062	4.099 mg/L	0.0125	0.30%
Sb 206.836†	69.5	0.02099	mg/L	0.002634	0.04199 mg/L	0.005268	12.55%
Se 196.026†	2454.9	2.041	mg/L	0.0163	4.082 mg/L	0.0326	0.80%
Si 288.158†	5604.1	2.521	mg/L	0.0488	5.043 mg/L	0.0975	1.93%
Sn 189.927†	-6.6	0.00224	mg/L	0.000469	0.00448 mg/L	0.000939	20.96%
Sr 421.552†	668653.9	0.6965	mg/L	0.00190	1.393 mg/L	0.0038	0.27%
Ti 334.903†	188457.8	5.927	mg/L	0.0400	11.85 mg/L	0.080	0.68%
Tl 190.801†	2761.7	1.927	mg/L	0.0055	3.855 mg/L	0.0109	0.28%
V 292.402†	88438.6	0.8640	mg/L	0.00372	1.728 mg/L	0.0074	0.43%
Zn 206.200†	4934.0	1.094	mg/L	0.0104	2.187 mg/L	0.0208	0.95%

Sequence No.: 41
 Sample ID: PB63 MB1SPK SWC
 Analyst: BLW
 Dilution: 2X

Autosampler Location: 333
 Date Collected: 6/12/2009 1:42:18 PM
 Data Type: Original

Nebulizer Parameters: PB63 MB1SPK SWC

Analyte	Back Pressure	Flow
All	231.0 kPa	0.75 L/min

Mean Data: PB63 MB1SPK SWC

Analyte	Mean Corrected Intensity	Conc. Units	Std.Dev.	Sample Conc. Units	Std.Dev.	RSD
ScA 357.253	2034615.9	103.2 %	0.06			0.05%
ScR 361.383	531432.0	104.8 %	0.84			0.80%
Ag 328.068†	107111.6	0.5084 mg/L	0.00123	1.017 mg/L	0.0025	0.24%
Al 308.215†	3848.8	2.089 mg/L	0.0027	4.179 mg/L	0.0055	0.13%
As 188.979†	1732.0	2.072 mg/L	0.0010	4.145 mg/L	0.0020	0.05%
B 249.677†	-1.1	-0.00092 mg/L	0.000783	-0.00185 mg/L	0.001566	84.85%
Ba 233.527†	24283.5	1.991 mg/L	0.0123	3.982 mg/L	0.0246	0.62%
Be 313.042†	440429.6	0.4969 mg/L	0.00221	0.9938 mg/L	0.00443	0.45%
Ca 317.933†	126176.3	9.771 mg/L	0.0586	19.54 mg/L	0.117	0.60%
Cd 228.802†	10089.2	0.4999 mg/L	0.00272	0.9998 mg/L	0.00544	0.54%
Co 228.616†	13728.7	0.4970 mg/L	0.00220	0.9941 mg/L	0.00441	0.44%
Cr 267.716†	5971.7	0.5062 mg/L	0.00299	1.012 mg/L	0.0060	0.59%
Cu 324.752†	126517.8	0.4881 mg/L	0.00150	0.9761 mg/L	0.00300	0.31%
Fe 273.955†	3768.7	2.059 mg/L	0.0156	4.117 mg/L	0.0311	0.76%
K 766.490†	18170.5	9.693 mg/L	0.0263	19.39 mg/L	0.053	0.27%
Mg 279.077†	13308.4	10.16 mg/L	0.072	20.31 mg/L	0.143	0.70%
Mn 257.610†	47883.9	0.4859 mg/L	0.00270	0.9718 mg/L	0.00540	0.56%
Mo 202.031†	15.8	0.00098 mg/L	0.000280	0.00196 mg/L	0.000560	28.54%
Na 589.592†	149488.0	9.806 mg/L	0.0645	19.61 mg/L	0.129	0.66%
Na 330.237†	511.7	10.30 mg/L	0.214	20.61 mg/L	0.429	2.08%
Ni 231.604†	2055.0	0.4733 mg/L	0.00554	0.9466 mg/L	0.01107	1.17%
Pb 220.353†	11870.0	1.950 mg/L	0.0097	3.901 mg/L	0.0193	0.50%
Sb 206.836†	9.6	-0.00087 mg/L	0.000257	-0.00174 mg/L	0.000514	29.52%
Se 196.026†	2475.8	2.041 mg/L	0.0096	4.083 mg/L	0.0192	0.47%
Si 288.158†	19.0	0.01069 mg/L	0.004977	0.02139 mg/L	0.009955	46.54%
Sn 189.927†	-8.0	-0.00154 mg/L	0.001303	-0.00308 mg/L	0.002606	84.57%
Sr 421.552†	456500.2	0.4755 mg/L	0.00493	0.9510 mg/L	0.00986	1.04%
Ti 334.903†	380.2	0.00980 mg/L	0.000655	0.01960 mg/L	0.001309	6.68%
Tl 190.801†	2922.0	2.020 mg/L	0.0031	4.040 mg/L	0.0063	0.16%
V 292.402†	51062.7	0.5045 mg/L	0.00237	1.009 mg/L	0.0047	0.47%
Zn 206.200†	2199.6	0.4879 mg/L	0.00353	0.9758 mg/L	0.00706	0.72%

Sequence No.: 42
Sample ID: CV
Analyst: BLW
Dilution: 1X

Autosampler Location: 7
Date Collected: 6/12/2009 1:45:48 PM
Data Type: Original

Nebulizer Parameters: CV

Analyte Back Pressure Flow
All 231.0 kPa 0.75 L/min

Mean Data: CV

Analyte	Mean Corrected Intensity	Conc.	Calib. Units	Std.Dev.	Sample Conc. Units	Std.Dev.	RSD
ScA 357.253	2002212.4	101.5	%	0.67			0.66%
ScR 361.383	522484.9	103.1	%	0.69			0.67%
Ag 328.068†	207157.2	0.9833	mg/L	0.00654	0.9833 mg/L	0.00654	0.67%
Al 308.215†	3743.4	2.007	mg/L	0.0208	2.007 mg/L	0.0208	1.04%
As 188.979†	1679.7	2.014	mg/L	0.0210	2.014 mg/L	0.0210	1.04%
B 249.677†	10921.8	0.9832	mg/L	0.00831	0.9832 mg/L	0.00831	0.85%
Ba 233.527†	12126.1	0.9936	mg/L	0.00883	0.9936 mg/L	0.00883	0.89%
Be 313.042†	877374.5	0.9899	mg/L	0.00771	0.9899 mg/L	0.00771	0.78%
Ca 317.933†	26710.3	2.068	mg/L	0.0198	2.068 mg/L	0.0198	0.96%
Cd 228.802†	20125.8	1.014	mg/L	0.0063	1.014 mg/L	0.0063	0.63%
Co 228.616†	27765.8	1.004	mg/L	0.0068	1.004 mg/L	0.0068	0.68%
Cr 267.716†	11797.0	1.001	mg/L	0.0091	1.001 mg/L	0.0091	0.91%
Cu 324.752†	256842.0	0.9902	mg/L	0.00651	0.9902 mg/L	0.00651	0.66%
Fe 273.955†	3670.9	1.998	mg/L	0.0171	1.998 mg/L	0.0171	0.86%
K 766.490†	36449.3	19.44	mg/L	0.096	19.44 mg/L	0.096	0.49%
Mg 279.077†	2662.9	2.036	mg/L	0.0178	2.036 mg/L	0.0178	0.87%
Mn 257.610†	96088.2	0.9748	mg/L	0.00792	0.9748 mg/L	0.00792	0.81%
Mo 202.031†	14300.8	0.9835	mg/L	0.00955	0.9835 mg/L	0.00955	0.97%
Na 589.592†	748157.8	49.08	mg/L	0.236	49.08 mg/L	0.236	0.48%
Na 330.237†	2431.5	50.23	mg/L	0.491	50.23 mg/L	0.491	0.98%
Ni 231.604†	4161.6	0.9606	mg/L	0.01158	0.9606 mg/L	0.01158	1.21%
Pb 220.353†	12048.3	1.980	mg/L	0.0164	1.980 mg/L	0.0164	0.83%
Sb 206.836†	4476.7	1.973	mg/L	0.0162	1.973 mg/L	0.0162	0.82%
Se 196.026†	2418.6	1.994	mg/L	0.0139	1.994 mg/L	0.0139	0.70%
Si 288.158†	4449.2	2.006	mg/L	0.0200	2.006 mg/L	0.0200	1.00%
Sn 189.927†	4219.7	0.9975	mg/L	0.00665	0.9975 mg/L	0.00665	0.67%
Sr 421.552†	977849.8	1.019	mg/L	0.0049	1.019 mg/L	0.0049	0.48%
Ti 334.903†	32076.0	1.007	mg/L	0.0107	1.007 mg/L	0.0107	1.06%
Tl 190.801†	2897.8	2.001	mg/L	0.0187	2.001 mg/L	0.0187	0.94%
V 292.402†	99751.1	0.9856	mg/L	0.00755	0.9856 mg/L	0.00755	0.77%
Zn 206.200†	4459.1	0.9888	mg/L	0.00706	0.9888 mg/L	0.00706	0.71%

Sequence No.: 43
 Sample ID: CB
 Analyst: BLW
 Dilution: 1X

Autosampler Location: 1
 Date Collected: 6/12/2009 1:48:20 PM
 Data Type: Original

Nebulizer Parameters: CB

Analyte	Back Pressure	Flow
All	231.0 kPa	0.75 L/min

Mean Data: CB

Analyte	Mean Corrected		Calib. Units	Std.Dev.	Sample		Std.Dev.	RSD
	Intensity	Conc.			Conc.	Units		
ScA 357.253	2021910.7	102.5	%	0.30				0.29%
ScR 361.383	525422.2	103.7	%	0.20				0.20%
Ag 328.068†	110.1	0.00052	mg/L	0.000220	0.00052	mg/L	0.000220	42.03%
Al 308.215†	12.8	0.00695	mg/L	0.004281	0.00695	mg/L	0.004281	61.60%
As 188.979†	3.2	0.00389	mg/L	0.001462	0.00389	mg/L	0.001462	37.62%
B 249.677†	7.5	0.00068	mg/L	0.000409	0.00068	mg/L	0.000409	60.42%
Ba 233.527†	5.1	0.00042	mg/L	0.000502	0.00042	mg/L	0.000502	120.43%
Be 313.042†	192.1	0.00022	mg/L	0.000044	0.00022	mg/L	0.000044	20.60%
Ca 317.933†	26.6	0.00206	mg/L	0.004450	0.00206	mg/L	0.004450	215.93%
Cd 228.802†	6.7	0.00031	mg/L	0.000338	0.00031	mg/L	0.000338	107.91%
Co 228.616†	13.7	0.00049	mg/L	0.000191	0.00049	mg/L	0.000191	38.83%
Cr 267.716†	4.4	0.00037	mg/L	0.000312	0.00037	mg/L	0.000312	84.01%
Cu 324.752†	270.8	0.00104	mg/L	0.000174	0.00104	mg/L	0.000174	16.65%
Fe 273.955†	24.5	0.01344	mg/L	0.001405	0.01344	mg/L	0.001405	10.45%
K 766.490†	60.4	0.03223	mg/L	0.004108	0.03223	mg/L	0.004108	12.75%
Mg 279.077†	13.6	0.01041	mg/L	0.005987	0.01041	mg/L	0.005987	57.51%
Mn 257.610†	67.1	0.00068	mg/L	0.000081	0.00068	mg/L	0.000081	11.93%
Mo 202.031†	6.8	0.00047	mg/L	0.000315	0.00047	mg/L	0.000315	67.03%
Na 589.592†	95.5	0.00627	mg/L	0.002640	0.00627	mg/L	0.002640	42.12%
Na 330.237†	10.2	0.2125	mg/L	0.12852	0.2125	mg/L	0.12852	60.48%
Ni 231.604†	-1.0	-0.00022	mg/L	0.001237	-0.00022	mg/L	0.001237	559.24%
Pb 220.353†	7.0	0.00115	mg/L	0.001588	0.00115	mg/L	0.001588	138.35%
Sb 206.836†	2.4	0.00105	mg/L	0.000530	0.00105	mg/L	0.000530	50.52%
Se 196.026†	2.7	0.00220	mg/L	0.002815	0.00220	mg/L	0.002815	127.71%
Si 288.158†	4.5	0.00203	mg/L	0.000613	0.00203	mg/L	0.000613	30.17%
Sn 189.927†	0.2	0.00005	mg/L	0.000952	0.00005	mg/L	0.000952	>999.9%
Sr 421.552†	299.6	0.00031	mg/L	0.000053	0.00031	mg/L	0.000053	16.86%
Ti 334.903†	66.1	0.00208	mg/L	0.001394	0.00208	mg/L	0.001394	67.00%
Tl 190.801†	3.9	0.00270	mg/L	0.001467	0.00270	mg/L	0.001467	54.24%
V 292.402†	48.9	0.00048	mg/L	0.000379	0.00048	mg/L	0.000379	78.73%
Zn 206.200†	1.8	0.00039	mg/L	0.000406	0.00039	mg/L	0.000406	104.23%

Sequence No.: 44
 Sample ID: PB44 I SWC
 Analyst: BLW
 Dilution: 2X

Autosampler Location: 334
 Date Collected: 6/12/2009 1:52:04 PM
 Data Type: Original

Nebulizer Parameters: PB44 I SWC

Analyte Back Pressure Flow
 All 231.0 kPa 0.75 L/min

ren

Mean Data: PB44 I SWC

Analyte	Mean Corrected Intensity	Calib. Conc. Units	Std.Dev.	Sample Conc. Units	Std.Dev.	RSD
ScA 357.253	1967402.9	99.75 %	1.301			1.30%
ScR 361.383	526570.7	103.9 %	0.41			0.40%
Ag 328.068†	-409.4	-0.00186 mg/L	0.000149	-0.00372 mg/L	0.000298	8.01%
Al 308.215†	503058.9	274.1 mg/L	2.01	548.2 mg/L	4.01	0.73%
As 188.979†	195.8	0.1056 mg/L	0.00581	0.2113 mg/L	0.01162	5.50%
B 249.677†	646.0	0.05795 mg/L	0.000227	0.1159 mg/L	0.00045	0.39%
Ba 233.527†	2619.4	0.1990 mg/L	0.00119	0.3980 mg/L	0.00238	0.60%
Be 313.042†	4352.2	0.00276 mg/L	0.000020	0.00552 mg/L	0.000039	0.71%
Ca 317.933†	1744791.9	135.1 mg/L	0.55	270.2 mg/L	1.11	0.41%
Cd 228.802†	39.0	-0.00143 mg/L	0.000273	-0.00286 mg/L	0.000546	19.13%
Co 228.616†	4482.0	0.1357 mg/L	0.00177	0.2714 mg/L	0.00355	1.31%
Cr 267.716†	3651.2	0.3181 mg/L	0.00092	0.6361 mg/L	0.00185	0.29%
Cu 324.752†	221427.6	0.8697 mg/L	0.00026	1.739 mg/L	0.0005	0.03%
Fe 273.955†	513155.4	281.3 mg/L	0.94	562.6 mg/L	1.88	0.34%
K 766.490†	27041.3	14.42 mg/L	0.108	28.85 mg/L	0.216	0.75%
Mg 279.077†	141211.4	107.6 mg/L	0.53	215.3 mg/L	1.06	0.49%
Mn 257.610†	405657.0	4.111 mg/L	0.0328	8.221 mg/L	0.0656	0.80%
Mo 202.031†	86.7	0.00450 mg/L	0.000347	0.00900 mg/L	0.000694	7.71%
Na 589.592†	865868.9	56.80 mg/L	0.293	113.6 mg/L	0.59	0.52%
Na 330.237†	2787.2	58.95 mg/L	0.299	117.9 mg/L	0.60	0.51%
Ni 231.604†	1309.7	0.3020 mg/L	0.00114	0.6039 mg/L	0.00228	0.38%
Pb 220.353†	-96.7	0.01899 mg/L	0.001840	0.03797 mg/L	0.003681	9.69%
Sb 206.836†	89.2	0.03752 mg/L	0.004444	0.07504 mg/L	0.008887	11.84%
Se 196.026†	-37.7	-0.00120 mg/L	0.005033	-0.00239 mg/L	0.010067	420.47%
Si 288.158†	2788.3	1.253 mg/L	0.0202	2.507 mg/L	0.0404	1.61%
Sn 189.927†	-54.9	-0.00325 mg/L	0.001897	-0.00649 mg/L	0.003794	58.42%
Sr 421.552†	892523.3	0.9297 mg/L	0.00182	1.859 mg/L	0.0036	0.20%
Ti 334.903†	452029.5	14.21 mg/L	0.157	28.42 mg/L	0.315	1.11%
Tl 190.801†	3.9	0.02981 mg/L	0.007288	0.05963 mg/L	0.014577	24.45%
V 292.402†	69520.2	0.6657 mg/L	0.00211	1.331 mg/L	0.0042	0.32%
Zn 206.200†	2302.5	0.5086 mg/L	0.00103	1.017 mg/L	0.0021	0.20%

Sequence No.: 45
 Sample ID: PB44 K SWC
 Analyst: BLW
 Dilution: 2X

Autosampler Location: 335
 Date Collected: 6/12/2009 1:55:23 PM
 Data Type: Original

Nebulizer Parameters: PB44 K SWC

Analyte Back Pressure Flow
 All 231.0 kPa 0.75 L/min

Mean Data: PB44 K SWC

Analyte	Mean Corrected Intensity	Conc.	Calib. Units	Std.Dev.	Sample Conc. Units	Std.Dev.	RSD
ScA 357.253	2031486.4	103.0	%	0.84			0.82%
ScR 361.383	530189.4	104.6	%	0.55			0.52%
Ag 328.068†	-81.1	-0.00034	mg/L	0.000111	-0.00068 mg/L	0.000222	32.73%
Al 308.215†	214993.3	117.1	mg/L	0.80	234.3 mg/L	1.60	0.68%
As 188.979†	129.3	0.1208	mg/L	0.00268	0.2417 mg/L	0.00535	2.22%
B 249.677†	796.7	0.07167	mg/L	0.001409	0.1433 mg/L	0.00282	1.97%
Ba 233.527†	3351.3	0.2662	mg/L	0.00229	0.5324 mg/L	0.00457	0.86%
Be 313.042†	2966.6	0.00225	mg/L	0.000017	0.00450 mg/L	0.000035	0.78%
Ca 317.933†	393480.6	30.47	mg/L	0.163	60.94 mg/L	0.327	0.54%
Cd 228.802†	47.1	0.00018	mg/L	0.000122	0.00036 mg/L	0.000244	68.13%
Co 228.616†	2140.0	0.06694	mg/L	0.000655	0.1339 mg/L	0.00131	0.98%
Cr 267.716†	3251.8	0.2806	mg/L	0.00246	0.5613 mg/L	0.00493	0.88%
Cu 324.752†	107774.2	0.4245	mg/L	0.00341	0.8490 mg/L	0.00681	0.80%
Fe 273.955†	271873.0	149.0	mg/L	1.30	298.1 mg/L	2.59	0.87%
K 766.490†	20752.7	11.07	mg/L	0.060	22.14 mg/L	0.121	0.55%
Mg 279.077†	74152.0	56.53	mg/L	0.354	113.1 mg/L	0.71	0.63%
Mn 257.610†	179655.4	1.821	mg/L	0.0110	3.641 mg/L	0.0221	0.61%
Mo 202.031†	119.5	0.00789	mg/L	0.000330	0.01577 mg/L	0.000660	4.18%
Na 589.592†	364961.7	23.94	mg/L	0.180	47.88 mg/L	0.359	0.75%
Na 330.237†	1161.3	24.67	mg/L	0.201	49.33 mg/L	0.402	0.81%
Ni 231.604†	1026.0	0.2365	mg/L	0.00157	0.4731 mg/L	0.00313	0.66%
Pb 220.353†	472.5	0.08993	mg/L	0.001026	0.1799 mg/L	0.00205	1.14%
Sb 206.836†	46.6	0.01803	mg/L	0.002138	0.03607 mg/L	0.004277	11.86%
Se 196.026†	-8.6	0.00877	mg/L	0.005501	0.01755 mg/L	0.011002	62.70%
Si 288.158†	7752.6	3.485	mg/L	0.0089	6.969 mg/L	0.0178	0.26%
Sn 189.927†	-12.0	0.00041	mg/L	0.001410	0.00081 mg/L	0.002820	346.24%
Sr 421.552†	236640.6	0.2465	mg/L	0.00182	0.4930 mg/L	0.00363	0.74%
Ti 334.903†	178992.8	5.632	mg/L	0.0447	11.26 mg/L	0.089	0.79%
Tl 190.801†	-7.1	0.01302	mg/L	0.004558	0.02605 mg/L	0.009115	35.00%
V 292.402†	35639.1	0.3423	mg/L	0.00174	0.6846 mg/L	0.00348	0.51%
Zn 206.200†	2470.4	0.5473	mg/L	0.00285	1.095 mg/L	0.0057	0.52%

Sequence No.: 46
 Sample ID: PB44 O SWC
 Analyst: BLW
 Dilution: 2X

Autosampler Location: 336
 Date Collected: 6/12/2009 1:58:53 PM
 Data Type: Original

Nebulizer Parameters: PB44 O SWC

Analyte Back Pressure Flow
 All 231.0 kPa 0.75 L/min

Mean Data: PB44 O SWC

Analyte	Mean Corrected Intensity	Conc. Units	Calib. Units	Std.Dev.	Sample Conc. Units	Std.Dev.	RSD
ScA 357.253	2025752.2	102.7	%	0.37			0.36%
ScR 361.383	534260.4	105.4	%	0.70			0.66%
Ag 328.068†	-150.4	-0.00066	mg/L	0.000230	-0.00131 mg/L	0.000461	35.08%
Al 308.215†	203345.3	110.8	mg/L	0.62	221.6 mg/L	1.24	0.56%
As 188.979†	125.5	0.1157	mg/L	0.00516	0.2315 mg/L	0.01032	4.46%
B 249.677†	917.3	0.08254	mg/L	0.001559	0.1651 mg/L	0.00312	1.89%
Ba 233.527†	3397.1	0.2694	mg/L	0.00147	0.5387 mg/L	0.00294	0.55%
Be 313.042†	2613.0	0.00188	mg/L	0.000048	0.00375 mg/L	0.000096	2.56%
Ca 317.933†	403728.4	31.26	mg/L	0.089	62.53 mg/L	0.178	0.28%
Cd 228.802†	43.0	-0.00002	mg/L	0.000128	-0.00005 mg/L	0.000257	546.94%
Co 228.616†	2039.5	0.06345	mg/L	0.000369	0.1269 mg/L	0.00074	0.58%
Cr 267.716†	3230.1	0.2793	mg/L	0.00063	0.5587 mg/L	0.00126	0.22%
Cu 324.752†	72658.1	0.2899	mg/L	0.00108	0.5797 mg/L	0.00215	0.37%
Fe 273.955†	290128.6	159.1	mg/L	0.41	318.1 mg/L	0.81	0.26%
K 766.490†	19897.8	10.61	mg/L	0.008	21.23 mg/L	0.017	0.08%
Mg 279.077†	74278.3	56.62	mg/L	0.200	113.2 mg/L	0.40	0.35%
Mn 257.610†	184802.3	1.873	mg/L	0.0126	3.745 mg/L	0.0251	0.67%
Mo 202.031†	116.4	0.00767	mg/L	0.000201	0.01533 mg/L	0.000403	2.63%
Na 589.592†	355443.7	23.32	mg/L	0.107	46.63 mg/L	0.213	0.46%
Na 330.237†	1133.5	24.08	mg/L	0.186	48.15 mg/L	0.371	0.77%
Ni 231.604†	1279.4	0.2950	mg/L	0.00189	0.5900 mg/L	0.00378	0.64%
Pb 220.353†	543.0	0.09975	mg/L	0.000783	0.1995 mg/L	0.00157	0.79%
Sb 206.836†	41.6	0.01585	mg/L	0.001839	0.03170 mg/L	0.003678	11.61%
Se 196.026†	-20.8	-0.00007	mg/L	0.003332	-0.00014 mg/L	0.006664	>999.9%
Si 288.158†	6734.2	3.027	mg/L	0.0264	6.054 mg/L	0.0528	0.87%
Sn 189.927†	-7.4	0.00147	mg/L	0.001118	0.00295 mg/L	0.002236	75.81%
Sr 421.552†	248823.5	0.2592	mg/L	0.00109	0.5184 mg/L	0.00218	0.42%
Ti 334.903†	176303.5	5.547	mg/L	0.0607	11.09 mg/L	0.121	1.09%
Tl 190.801†	-0.6	0.01902	mg/L	0.004396	0.03805 mg/L	0.008792	23.11%
V 292.402†	34705.8	0.3327	mg/L	0.00183	0.6654 mg/L	0.00366	0.55%
Zn 206.200†	2339.2	0.5182	mg/L	0.00084	1.036 mg/L	0.0017	0.16%

Sequence No.: 47
 Sample ID: PB63 E SWC
 Analyst: BLW
 Dilution: 2X

Autosampler Location: 337
 Date Collected: 6/12/2009 2:02:23 PM
 Data Type: Original

Nebulizer Parameters: PB63 E SWC

Analyte Back Pressure Flow
 All 232.0 kPa 0.75 L/min

Mean Data: PB63 E SWC

Analyte	Mean Corrected Intensity	Conc. Units	Calib. Units	Std.Dev.	Sample Conc. Units	Std.Dev.	RSD
ScA 357.253	1955170.9	99.13	%	2.581			2.60%
ScR 361.383	538442.8	106.2	%	0.77			0.72%
Ag 328.068†	-192.2	-0.00084	mg/L	0.000204	-0.00169 mg/L	0.000408	24.16%
Al 308.215†	199076.7	108.5	mg/L	1.00	216.9 mg/L	2.00	0.92%
As 188.979†	134.0	0.1075	mg/L	0.00534	0.2150 mg/L	0.01067	4.96%
B 249.677†	625.2	0.05622	mg/L	0.001041	0.1124 mg/L	0.00208	1.85%
Ba 233.527†	3319.0	0.2642	mg/L	0.00263	0.5284 mg/L	0.00526	1.00%
Be 313.042†	2472.5	0.00168	mg/L	0.000055	0.00337 mg/L	0.000109	3.25%
Ca 317.933†	707508.2	54.79	mg/L	0.280	109.6 mg/L	0.56	0.51%
Cd 228.802†	29.2	-0.00054	mg/L	0.000179	-0.00108 mg/L	0.000358	33.06%
Co 228.616†	1961.3	0.05956	mg/L	0.001812	0.1191 mg/L	0.00362	3.04%
Cr 267.716†	3193.9	0.2752	mg/L	0.00213	0.5504 mg/L	0.00425	0.77%
Cu 324.752†	54330.5	0.2176	mg/L	0.00472	0.4353 mg/L	0.00943	2.17%
Fe 273.955†	254365.1	139.4	mg/L	1.26	278.9 mg/L	2.53	0.91%
K 766.490†	17437.2	9.301	mg/L	0.0917	18.60 mg/L	0.183	0.99%
Mg 279.077†	71617.4	54.60	mg/L	0.384	109.2 mg/L	0.77	0.70%
Mn 257.610†	172738.1	1.750	mg/L	0.0157	3.501 mg/L	0.0314	0.90%
Mo 202.031†	79.9	0.00490	mg/L	0.000305	0.00981 mg/L	0.000610	6.22%
Na 589.592†	268648.5	17.62	mg/L	0.140	35.25 mg/L	0.279	0.79%
Na 330.237†	850.0	18.09	mg/L	0.253	36.18 mg/L	0.506	1.40%
Ni 231.604†	1025.4	0.2364	mg/L	0.00184	0.4728 mg/L	0.00369	0.78%
Pb 220.353†	156.4	0.03797	mg/L	0.002416	0.07594 mg/L	0.004831	6.36%
Sb 206.836†	48.3	0.01882	mg/L	0.003050	0.03764 mg/L	0.006100	16.20%
Se 196.026†	-4.3	0.01124	mg/L	0.007683	0.02248 mg/L	0.015367	68.37%
Si 288.158†	3950.6	1.776	mg/L	0.0292	3.552 mg/L	0.0584	1.64%
Sn 189.927†	-25.3	-0.00189	mg/L	0.000959	-0.00378 mg/L	0.001919	50.82%
Sr 421.552†	380632.1	0.3965	mg/L	0.00343	0.7930 mg/L	0.00686	0.87%
Ti 334.903†	194373.5	6.112	mg/L	0.0570	12.22 mg/L	0.114	0.93%
Tl 190.801†	5.9	0.01855	mg/L	0.002205	0.03711 mg/L	0.004410	11.88%
V 292.402†	35795.3	0.3440	mg/L	0.00791	0.6880 mg/L	0.01583	2.30%
Zn 206.200†	1708.0	0.3780	mg/L	0.00250	0.7559 mg/L	0.00500	0.66%

Sequence No.: 48
 Sample ID: PB63 F SWC
 Analyst: BLW
 Dilution: 2X

Autosampler Location: 338
 Date Collected: 6/12/2009 2:05:53 PM
 Data Type: Original

Nebulizer Parameters: PB63 F SWC

Analyte Back Pressure Flow
 All 231.0 kPa 0.75 L/min

Mean Data: PB63 F SWC

Analyte	Mean Corrected Intensity	Conc.	Calib. Units	Std.Dev.	Sample Conc. Units	Std.Dev.	RSD
ScA 357.253	1927738.7	97.74	%	0.760			0.78%
ScR 361.383	528280.3	104.2	%	0.88			0.84%
Ag 328.068†	-202.8	-0.00090	mg/L	0.000225	-0.00179 mg/L	0.000450	25.12%
Al 308.215†	208704.7	113.7	mg/L	0.04	227.4 mg/L	0.07	0.03%
As 188.979†	146.3	0.1193	mg/L	0.00428	0.2386 mg/L	0.00855	3.58%
B 249.677†	653.3	0.05875	mg/L	0.000754	0.1175 mg/L	0.00151	1.28%
Ba 233.527†	3380.6	0.2691	mg/L	0.00289	0.5382 mg/L	0.00577	1.07%
Be 313.042†	2518.8	0.00173	mg/L	0.000009	0.00346 mg/L	0.000019	0.55%
Ca 317.933†	745223.5	57.71	mg/L	0.416	115.4 mg/L	0.83	0.72%
Cd 228.802†	26.6	-0.00078	mg/L	0.000214	-0.00157 mg/L	0.000427	27.30%
Co 228.616†	1999.9	0.06029	mg/L	0.001073	0.1206 mg/L	0.00215	1.78%
Cr 267.716†	3197.8	0.2755	mg/L	0.00237	0.5510 mg/L	0.00474	0.86%
Cu 324.752†	55432.6	0.2220	mg/L	0.00188	0.4440 mg/L	0.00377	0.85%
Fe 273.955†	260117.9	142.6	mg/L	0.68	285.2 mg/L	1.36	0.48%
K 766.490†	17873.1	9.534	mg/L	0.0457	19.07 mg/L	0.091	0.48%
Mg 279.077†	75361.3	57.45	mg/L	0.196	114.9 mg/L	0.39	0.34%
Mn 257.610†	188546.9	1.911	mg/L	0.0085	3.821 mg/L	0.0170	0.45%
Mo 202.031†	90.5	0.00560	mg/L	0.000669	0.01120 mg/L	0.001337	11.94%
Na 589.592†	308954.5	20.27	mg/L	0.027	40.53 mg/L	0.053	0.13%
Na 330.237†	992.1	21.07	mg/L	0.464	42.15 mg/L	0.928	2.20%
Ni 231.604†	1108.6	0.2556	mg/L	0.00126	0.5112 mg/L	0.00253	0.49%
Pb 220.353†	184.9	0.04350	mg/L	0.001195	0.08700 mg/L	0.002390	2.75%
Sb 206.836†	49.7	0.01946	mg/L	0.001470	0.03891 mg/L	0.002940	7.55%
Se 196.026†	-10.9	0.00606	mg/L	0.005747	0.01212 mg/L	0.011493	94.84%
Si 288.158†	4507.3	2.026	mg/L	0.0219	4.052 mg/L	0.0437	1.08%
Sn 189.927†	-23.9	-0.00132	mg/L	0.001243	-0.00263 mg/L	0.002486	94.51%
Sr 421.552†	361865.1	0.3769	mg/L	0.00088	0.7539 mg/L	0.00175	0.23%
Ti 334.903†	205743.8	6.469	mg/L	0.0659	12.94 mg/L	0.132	1.02%
Tl 190.801†	7.8	0.02005	mg/L	0.000476	0.04011 mg/L	0.000951	2.37%
V 292.402†	36034.6	0.3461	mg/L	0.00177	0.6921 mg/L	0.00354	0.51%
Zn 206.200†	1747.6	0.3867	mg/L	0.00314	0.7734 mg/L	0.00628	0.81%

Sequence No.: 49
 Sample ID: PB63 G SWC
 Analyst: BLW
 Dilution: 2X

Autosampler Location: 339
 Date Collected: 6/12/2009 2:09:23 PM
 Data Type: Original

Nebulizer Parameters: PB63 G SWC

Analyte Back Pressure Flow
 All 231.0 kPa 0.75 L/min

Mean Data: PB63 G SWC

Analyte	Mean Corrected Intensity	Conc.	Calib. Units	Std.Dev.	Conc. Units	Sample Std.Dev.	RSD
ScA 357.253	1953848.7	99.06	%	1.922			1.94%
ScR 361.383	530811.2	104.7	%	0.40			0.38%
Ag 328.068†	-362.9	-0.00162	mg/L	0.000282	-0.00324	0.000565	17.45%
Al 308.215†	227112.1	123.7	mg/L	0.43	247.5	0.85	0.34%
As 188.979†	151.1	0.1167	mg/L	0.00713	0.2334	0.01425	6.11%
B 249.677†	335.4	0.03009	mg/L	0.001097	0.06018	0.002195	3.65%
Ba 233.527†	3213.2	0.2525	mg/L	0.00195	0.5050	0.00389	0.77%
Be 313.042†	2864.9	0.00172	mg/L	0.000022	0.00345	0.000044	1.28%
Ca 317.933†	850139.2	65.83	mg/L	0.023	131.7	0.05	0.04%
Cd 228.802†	28.2	-0.00118	mg/L	0.000170	-0.00237	0.000341	14.41%
Co 228.616†	2338.3	0.07057	mg/L	0.001389	0.1411	0.00278	1.97%
Cr 267.716†	2926.3	0.2544	mg/L	0.00173	0.5089	0.00345	0.68%
Cu 324.752†	44538.1	0.1832	mg/L	0.00286	0.3665	0.00572	1.56%
Fe 273.955†	350884.7	192.4	mg/L	1.99	384.7	3.97	1.03%
K 766.490†	16384.5	8.740	mg/L	0.0104	17.48	0.021	0.12%
Mg 279.077†	88403.2	67.39	mg/L	0.070	134.8	0.14	0.10%
Mn 257.610†	278529.0	2.823	mg/L	0.0039	5.646	0.0078	0.14%
Mo 202.031†	104.4	0.00647	mg/L	0.000280	0.01294	0.000560	4.33%
Na 589.592†	98950.7	6.491	mg/L	0.0211	12.98	0.042	0.33%
Na 330.237†	306.3	6.952	mg/L	0.0898	13.90	0.180	1.29%
Ni 231.604†	1063.2	0.2451	mg/L	0.00317	0.4902	0.00635	1.29%
Pb 220.353†	423.0	0.08106	mg/L	0.000777	0.1621	0.00155	0.96%
Sb 206.836†	54.7	0.02247	mg/L	0.000929	0.04494	0.001859	4.14%
Se 196.026†	-16.5	0.00710	mg/L	0.003600	0.01420	0.007199	50.71%
Si 288.158†	2968.7	1.334	mg/L	0.0114	2.669	0.0227	0.85%
Sn 189.927†	-20.2	0.00022	mg/L	0.000785	0.00044	0.001570	353.49%
Sr 421.552†	322903.6	0.3364	mg/L	0.00205	0.6727	0.00411	0.61%
Ti 334.903†	239321.8	7.525	mg/L	0.0251	15.05	0.050	0.33%
Tl 190.801†	-0.3	0.02073	mg/L	0.001765	0.04147	0.003531	8.51%
V 292.402†	48806.8	0.4689	mg/L	0.00799	0.9379	0.01597	1.70%
Zn 206.200†	1867.7	0.4132	mg/L	0.00338	0.8264	0.00675	0.82%

Sequence No.: 50
Sample ID: PB63 H SWC
Analyst: BLW
Dilution: 2X

Autosampler Location: 340
Date Collected: 6/12/2009 2:12:53 PM
Data Type: Original

Nebulizer Parameters: PB63 H SWC

Analyte Back Pressure Flow
All 232.0 kPa 0.75 L/min

Mean Data: PB63 H SWC

Analyte	Mean Corrected Intensity	Conc.	Calib. Units	Std.Dev.	Sample Conc. Units	Std.Dev.	RSD
ScA 357.253	1977574.1	100.3	%	2.47			2.47%
ScR 361.383	533338.1	105.2	%	0.22			0.21%
Ag 328.068†	-241.7	-0.00109	mg/L	0.000062	-0.00218 mg/L	0.000124	5.71%
Al 308.215†	223070.2	121.5	mg/L	0.14	243.1 mg/L	0.28	0.12%
As 188.979†	127.4	0.1156	mg/L	0.00634	0.2311 mg/L	0.01269	5.49%
B 249.677†	1071.8	0.09644	mg/L	0.002016	0.1929 mg/L	0.00403	2.09%
Ba 233.527†	4168.9	0.3306	mg/L	0.00126	0.6613 mg/L	0.00252	0.38%
Be 313.042†	2760.2	0.00196	mg/L	0.000056	0.00392 mg/L	0.000111	2.84%
Ca 317.933†	427980.0	33.14	mg/L	0.005	66.28 mg/L	0.010	0.01%
Cd 228.802†	60.5	0.00051	mg/L	0.000554	0.00102 mg/L	0.001107	108.27%
Co 228.616†	2326.7	0.07279	mg/L	0.002252	0.1456 mg/L	0.00450	3.09%
Cr 267.716†	3479.4	0.3023	mg/L	0.00026	0.6046 mg/L	0.00051	0.08%
Cu 324.752†	85511.4	0.3418	mg/L	0.00801	0.6836 mg/L	0.01602	2.34%
Fe 273.955†	354273.7	194.2	mg/L	1.03	388.4 mg/L	2.05	0.53%
K 766.490†	22065.9	11.77	mg/L	0.038	23.54 mg/L	0.076	0.32%
Mg 279.077†	77305.8	58.92	mg/L	0.019	117.8 mg/L	0.04	0.03%
Mn 257.610†	192244.1	1.948	mg/L	0.0045	3.896 mg/L	0.0091	0.23%
Mo 202.031†	104.9	0.00685	mg/L	0.000199	0.01371 mg/L	0.000399	2.91%
Na 589.592†	408969.0	26.83	mg/L	0.056	53.66 mg/L	0.112	0.21%
Na 330.237†	1294.8	27.51	mg/L	0.192	55.01 mg/L	0.384	0.70%
Ni 231.604†	1196.1	0.2758	mg/L	0.00140	0.5515 mg/L	0.00280	0.51%
Pb 220.353†	435.1	0.08152	mg/L	0.003066	0.1630 mg/L	0.00613	3.76%
Sb 206.836†	54.5	0.02133	mg/L	0.002908	0.04266 mg/L	0.005817	13.63%
Se 196.026†	-23.5	0.00204	mg/L	0.003145	0.00408 mg/L	0.006290	154.34%
Si 288.158†	6233.3	2.802	mg/L	0.0326	5.604 mg/L	0.0651	1.16%
Sn 189.927†	-1.8	0.00309	mg/L	0.001420	0.00617 mg/L	0.002840	46.01%
Sr 421.552†	249570.5	0.2600	mg/L	0.00051	0.5199 mg/L	0.00102	0.20%
Ti 334.903†	194304.8	6.114	mg/L	0.0103	12.23 mg/L	0.021	0.17%
Tl 190.801†	-12.2	0.01601	mg/L	0.001605	0.03203 mg/L	0.003210	10.02%
V 292.402†	37460.4	0.3580	mg/L	0.00747	0.7160 mg/L	0.01494	2.09%
Zn 206.200†	2450.7	0.5429	mg/L	0.00101	1.086 mg/L	0.0020	0.19%

Sequence No.: 51
 Sample ID: PB63 I SWC
 Analyst: BLW
 Dilution: 2X

Autosampler Location: 341
 Date Collected: 6/12/2009 2:16:23 PM
 Data Type: Original

Nebulizer Parameters: PB63 I SWC

Analyte Back Pressure Flow
 All 232.0 kPa 0.75 L/min

Mean Data: PB63 I SWC

Analyte	Mean Corrected Intensity	Calib. Conc. Units	Std.Dev.	Sample Conc. Units	Std.Dev.	RSD
ScA 357.253	1902506.2	96.46 %	0.209			0.22%
ScR 361.383	519646.8	102.5 %	2.96			2.89%
Ag 328.068†	-428.5	-0.00198 mg/L	0.000284	-0.00397 mg/L	0.000567	14.29%
Al 308.215†	243276.6	132.6 mg/L	0.63	265.1 mg/L	1.26	0.48%
As 188.979†	228.1	0.2265 mg/L	0.00241	0.4530 mg/L	0.00483	1.07%
B 249.677†	1379.9	0.1241 mg/L	0.00281	0.2483 mg/L	0.00561	2.26%
Ba 233.527†	4346.8	0.3341 mg/L	0.00843	0.6683 mg/L	0.01685	2.52%
Be 313.042†	2990.8	0.00203 mg/L	0.000119	0.00406 mg/L	0.000237	5.83%
Ca 317.933†	563777.5	43.66 mg/L	0.315	87.32 mg/L	0.631	0.72%
Cd 228.802†	128.4	0.00146 mg/L	0.000383	0.00292 mg/L	0.000766	26.25%
Co 228.616†	3536.9	0.1147 mg/L	0.00032	0.2295 mg/L	0.00064	0.28%
Cr 267.716†	4567.1	0.4048 mg/L	0.00796	0.8097 mg/L	0.01592	1.97%
Cu 324.752†	144306.9	0.5821 mg/L	0.00335	1.164 mg/L	0.0067	0.58%
Fe 273.955†	707541.3	387.9 mg/L	5.94	775.8 mg/L	11.88	1.53%
K 766.490†	23205.5	12.38 mg/L	0.078	24.76 mg/L	0.156	0.63%
Mg 279.077†	85629.1	65.20 mg/L	0.487	130.4 mg/L	0.97	0.75%
Mn 257.610†	266054.2	2.696 mg/L	0.0094	5.393 mg/L	0.0188	0.35%
Mo 202.031†	319.8	0.02152 mg/L	0.000792	0.04305 mg/L	0.001584	3.68%
Na 589.592†	347737.4	22.81 mg/L	0.105	45.62 mg/L	0.210	0.46%
Na 330.237†	1107.0	23.62 mg/L	0.521	47.24 mg/L	1.043	2.21%
Ni 231.604†	1977.5	0.4559 mg/L	0.01119	0.9119 mg/L	0.02238	2.45%
Pb 220.353†	1170.7	0.1903 mg/L	0.00131	0.3806 mg/L	0.00263	0.69%
Sb 206.836†	87.3	0.03493 mg/L	0.005311	0.06985 mg/L	0.010623	15.21%
Se 196.026†	-54.8	0.00004 mg/L	0.006583	0.00008 mg/L	0.013166	>999.9%
Si 288.158†	6267.8	2.817 mg/L	0.0626	5.635 mg/L	0.1252	2.22%
Sn 189.927†	58.2	0.01798 mg/L	0.000243	0.03596 mg/L	0.000487	1.35%
Sr 421.552†	322259.7	0.3357 mg/L	0.00203	0.6714 mg/L	0.00407	0.61%
Ti 334.903†	226224.8	7.117 mg/L	0.0166	14.23 mg/L	0.033	0.23%
Tl 190.801†	-48.4	0.01871 mg/L	0.002188	0.03742 mg/L	0.004376	11.69%
V 292.402†	43452.5	0.4080 mg/L	0.00234	0.8161 mg/L	0.00468	0.57%
Zn 206.200†	3207.8	0.7106 mg/L	0.01439	1.421 mg/L	0.0288	2.02%

Sequence No.: 52
Sample ID: PB18 T SWC
Analyst: BLW
Dilution: 2X 5X

PB14 I SWC
BW 0.12

Autosampler Location: 342
Date Collected: 6/12/2009 2:19:53 PM
Data Type: Original

Nebulizer Parameters: PB18 T SWC

Analyte Back Pressure Flow
All 232.0 kPa 0.75 L/min

Mean Data: PB18 T SWC

Analyte	Mean Corrected		Calib. Units	Std.Dev.	Sample		Std.Dev.	RSD
	Intensity	Conc.			Conc.	Units		
ScA 357.253	2021463.9	102.5	%	0.57				0.56%
ScR 361.383	526454.8	103.9	%	1.16				1.12%
Ag 328.068†	-195.6	-0.00089	mg/L	0.000131	-0.00179	mg/L	0.000262	14.65%
Al 308.215†	196268.9	106.9	mg/L	0.43	213.9	mg/L	0.85	0.40%
As 188.979†	108.9	0.07911	mg/L	0.003734	0.1582	mg/L	0.00747	4.72%
B 249.677†	253.9	0.02277	mg/L	0.001466	0.04554	mg/L	0.002932	6.44%
Ba 233.527†	1065.6	0.08098	mg/L	0.001767	0.1620	mg/L	0.00353	2.18%
Be 313.042†	1687.2	0.00103	mg/L	0.000010	0.00207	mg/L	0.000020	0.95%
Ca 317.933†	696819.8	53.96	mg/L	0.081	107.9	mg/L	0.16	0.15%
Cd 228.802†	0.6	-0.00163	mg/L	0.000369	-0.00326	mg/L	0.000739	22.64%
Co 228.616†	1869.2	0.05711	mg/L	0.000517	0.1142	mg/L	0.00103	0.91%
Cr 267.716†	1496.4	0.1304	mg/L	0.00174	0.2608	mg/L	0.00349	1.34%
Cu 324.752†	87523.4	0.3440	mg/L	0.00306	0.6879	mg/L	0.00612	0.89%
Fe 273.955†	207805.6	113.9	mg/L	0.39	227.8	mg/L	0.77	0.34%
K 766.490†	10526.4	5.615	mg/L	0.0186	11.23	mg/L	0.037	0.33%
Mg 279.077†	55651.2	42.42	mg/L	0.080	84.84	mg/L	0.161	0.19%
Mn 257.610†	162822.7	1.650	mg/L	0.0057	3.300	mg/L	0.0114	0.34%
Mo 202.031†	57.0	0.00333	mg/L	0.000382	0.00667	mg/L	0.000764	11.46%
Na 589.592†	337181.8	22.12	mg/L	0.035	44.24	mg/L	0.070	0.16%
Na 330.237†	1118.5	23.65	mg/L	0.397	47.29	mg/L	0.794	1.68%
Ni 231.604†	542.6	0.1251	mg/L	0.00128	0.2502	mg/L	0.00256	1.02%
Pb 220.353†	-57.0	0.00399	mg/L	0.000646	0.00797	mg/L	0.001291	16.20%
Sb 206.836†	37.6	0.01581	mg/L	0.001335	0.03162	mg/L	0.002669	8.44%
Se 196.026†	-8.2	0.00539	mg/L	0.003496	0.01078	mg/L	0.006993	64.86%
Si 288.158†	1114.9	0.5012	mg/L	0.00697	1.002	mg/L	0.0139	1.39%
Sn 189.927†	-29.5	-0.00310	mg/L	0.000823	-0.00620	mg/L	0.001647	26.56%
Sr 421.552†	349838.0	0.3644	mg/L	0.00014	0.7288	mg/L	0.00028	0.04%
Ti 334.903†	179902.9	5.656	mg/L	0.0324	11.31	mg/L	0.065	0.57%
Tl 190.801†	21.9	0.02619	mg/L	0.000023	0.05238	mg/L	0.000046	0.09%
V 292.402†	28142.8	0.2695	mg/L	0.00166	0.5390	mg/L	0.00331	0.61%
Zn 206.200†	959.6	0.2120	mg/L	0.00278	0.4240	mg/L	0.00557	1.31%

Sequence No.: 53

Sample ID: PB18 X SWC

*PB14 MBISPK SWC
BLW
6.12*

Autosampler Location: 343

Date Collected: 6/12/2009 2:23:23 PM

Analyst: BLW

Data Type: Original

Dilution: 2X

Nebulizer Parameters: PB18 X SWC

Analyte Back Pressure Flow
All 232.0 kPa 0.75 L/min

Mean Data: PB18 X SWC

Analyte	Mean Corrected		Calib. Units	Std.Dev.	Sample		Std.Dev.	RSD
	Intensity	Conc.			Conc.	Units		
ScA 357.253	2030234.1	102.9	%	0.83				0.81%
ScR 361.383	530449.8	104.6	%	0.98				0.93%
Ag 328.068†	82525.3	0.3917	mg/L	0.00172	0.7834	mg/L	0.00343	0.44%
Al 308.215†	2831.5	1.537	mg/L	0.0172	3.074	mg/L	0.0345	1.12%
As 188.979†	1265.5	1.514	mg/L	0.0177	3.029	mg/L	0.0353	1.17%
B 249.677†	-3.1	-0.00089	mg/L	0.000586	-0.00177	mg/L	0.001172	66.19%
Ba 233.527†	17904.3	1.468	mg/L	0.0141	2.936	mg/L	0.0282	0.96%
Be 313.042†	321089.9	0.3622	mg/L	0.00058	0.7245	mg/L	0.00116	0.16%
Ca 317.933†	92107.4	7.133	mg/L	0.0254	14.27	mg/L	0.051	0.36%
Cd 228.802†	7402.6	0.3668	mg/L	0.00182	0.7336	mg/L	0.00363	0.50%
Co 228.616†	10093.0	0.3654	mg/L	0.00170	0.7308	mg/L	0.00340	0.46%
Cr 267.716†	4392.5	0.3724	mg/L	0.00223	0.7447	mg/L	0.00447	0.60%
Cu 324.752†	95963.3	0.3702	mg/L	0.00293	0.7404	mg/L	0.00587	0.79%
Fe 273.955†	2873.0	1.569	mg/L	0.0221	3.139	mg/L	0.0442	1.41%
K 766.490†	13393.5	7.144	mg/L	0.0215	14.29	mg/L	0.043	0.30%
Mg 279.077†	9771.5	7.456	mg/L	0.0619	14.91	mg/L	0.124	0.83%
Mn 257.610†	35044.2	0.3556	mg/L	0.00145	0.7112	mg/L	0.00290	0.41%
Mo 202.031†	11.0	0.00068	mg/L	0.000036	0.00135	mg/L	0.000071	5.26%
Na 589.592†	110031.8	7.218	mg/L	0.0168	14.44	mg/L	0.034	0.23%
Na 330.237†	372.2	7.492	mg/L	0.2126	14.98	mg/L	0.425	2.84%
Ni 231.604†	1519.7	0.3500	mg/L	0.00364	0.7000	mg/L	0.00728	1.04%
Pb 220.353†	8718.9	1.433	mg/L	0.0046	2.865	mg/L	0.0093	0.32%
Sb 206.836†	7.3	-0.00054	mg/L	0.002853	-0.00108	mg/L	0.005706	526.04%
Se 196.026†	1813.9	1.495	mg/L	0.0102	2.991	mg/L	0.0204	0.68%
Si 288.158†	28.6	0.01446	mg/L	0.002515	0.02892	mg/L	0.005030	17.39%
Sn 189.927†	-5.6	-0.00107	mg/L	0.000438	-0.00214	mg/L	0.000877	40.96%
Sr 421.552†	336702.6	0.3507	mg/L	0.00144	0.7015	mg/L	0.00288	0.41%
Ti 334.903†	306.8	0.00807	mg/L	0.000742	0.01615	mg/L	0.001485	9.19%
Tl 190.801†	2143.1	1.481	mg/L	0.0150	2.963	mg/L	0.0301	1.02%
V 292.402†	37457.7	0.3700	mg/L	0.00121	0.7401	mg/L	0.00243	0.33%
Zn 206.200†	1615.2	0.3583	mg/L	0.00309	0.7165	mg/L	0.00618	0.86%

Sequence No.: 54
 Sample ID: CV 1
 Analyst: BLW
 Dilution: 1X

Autosampler Location: 7
 Date Collected: 6/12/2009 2:26:52 PM
 Data Type: Original

Nebulizer Parameters: CV

Analyte Back Pressure Flow
 All 232.0 kPa 0.75 L/min

Mean Data: CV

Analyte	Mean Corrected		Calib. Units	Std.Dev.	Sample		Std.Dev.	RSD
	Intensity	Conc.			Conc.	Units		
ScA 357.253	2026219.5	102.7	%	1.19				1.16%
ScR 361.383	519960.7	102.6	%	0.36				0.36%
Ag 328.068†	204484.1	0.9706	mg/L	0.01186	0.9706	mg/L	0.01186	1.22%
Al 308.215†	3734.5	2.003	mg/L	0.0082	2.003	mg/L	0.0082	0.41%
As 188.979†	1641.3	1.967	mg/L	0.0206	1.967	mg/L	0.0206	1.05%
B 249.677†	10932.4	0.9842	mg/L	0.00407	0.9842	mg/L	0.00407	0.41%
Ba 233.527†	12107.1	0.9921	mg/L	0.00231	0.9921	mg/L	0.00231	0.23%
Be 313.042†	881829.5	0.9950	mg/L	0.00346	0.9950	mg/L	0.00346	0.35%
Ca 317.933†	26693.6	2.067	mg/L	0.0098	2.067	mg/L	0.0098	0.47%
Cd 228.802†	19853.8	1.000	mg/L	0.0090	1.000	mg/L	0.0090	0.90%
Co 228.616†	27305.1	0.9874	mg/L	0.00979	0.9874	mg/L	0.00979	0.99%
Cr 267.716†	11781.3	0.9996	mg/L	0.00260	0.9996	mg/L	0.00260	0.26%
Cu 324.752†	254562.5	0.9814	mg/L	0.01071	0.9814	mg/L	0.01071	1.09%
Fe 273.955†	3650.7	1.987	mg/L	0.0139	1.987	mg/L	0.0139	0.70%
K 766.490†	36208.9	19.31	mg/L	0.140	19.31	mg/L	0.140	0.73%
Mg 279.077†	2648.8	2.026	mg/L	0.0133	2.026	mg/L	0.0133	0.66%
Mn 257.610†	95703.6	0.9709	mg/L	0.00373	0.9709	mg/L	0.00373	0.38%
Mo 202.031†	14056.1	0.9667	mg/L	0.01044	0.9667	mg/L	0.01044	1.08%
Na 589.592†	748596.1	49.11	mg/L	0.191	49.11	mg/L	0.191	0.39%
Na 330.237†	2427.2	50.14	mg/L	0.095	50.14	mg/L	0.095	0.19%
Ni 231.604†	4152.4	0.9585	mg/L	0.00290	0.9585	mg/L	0.00290	0.30%
Pb 220.353†	11860.6	1.949	mg/L	0.0210	1.949	mg/L	0.0210	1.08%
Sb 206.836†	4404.1	1.941	mg/L	0.0193	1.941	mg/L	0.0193	1.00%
Se 196.026†	2368.6	1.953	mg/L	0.0174	1.953	mg/L	0.0174	0.89%
Si 288.158†	4445.1	2.004	mg/L	0.0051	2.004	mg/L	0.0051	0.25%
Sn 189.927†	4139.9	0.9786	mg/L	0.01230	0.9786	mg/L	0.01230	1.26%
Sr 421.552†	978230.6	1.019	mg/L	0.0053	1.019	mg/L	0.0053	0.52%
Ti 334.903†	32002.0	1.005	mg/L	0.0031	1.005	mg/L	0.0031	0.31%
Tl 190.801†	2842.1	1.963	mg/L	0.0219	1.963	mg/L	0.0219	1.12%
V 292.402†	98320.0	0.9715	mg/L	0.01074	0.9715	mg/L	0.01074	1.11%
Zn 206.200†	4463.5	0.9898	mg/L	0.00224	0.9898	mg/L	0.00224	0.23%

Sequence No.: 55

Sample ID: CB

Analyst: BLW

Dilution: 1X

Autosampler Location: 1

Date Collected: 6/12/2009 2:29:24 PM

Data Type: Original

Nebulizer Parameters: CB

Analyte	Back Pressure	Flow
All	231.0 kPa	0.75 L/min

Mean Data: CB

Analyte	Mean Corrected Intensity	Conc.	Calib. Units	Std.Dev.	Sample Conc. Units	Std.Dev.	RSD
ScA 357.253	2011201.5	102.0	%	0.27			0.27%
ScR 361.383	523975.8	103.4	%	0.79			0.76%
Ag 328.068†	112.7	0.00053	mg/L	0.000118	0.00053 mg/L	0.000118	22.13%
Al 308.215†	65.1	0.03548	mg/L	0.009388	0.03548 mg/L	0.009388	26.46%
As 188.979†	4.5	0.00535	mg/L	0.003719	0.00535 mg/L	0.003719	69.48%
B 249.677†	22.2	0.00200	mg/L	0.000259	0.00200 mg/L	0.000259	12.92%
Ba 233.527†	6.7	0.00055	mg/L	0.000621	0.00055 mg/L	0.000621	113.22%
Be 313.042†	291.2	0.00033	mg/L	0.000075	0.00033 mg/L	0.000075	22.83%
Ca 317.933†	163.3	0.01265	mg/L	0.005540	0.01265 mg/L	0.005540	43.81%
Cd 228.802†	4.6	0.00020	mg/L	0.000264	0.00020 mg/L	0.000264	135.20%
Co 228.616†	14.3	0.00051	mg/L	0.000279	0.00051 mg/L	0.000279	54.41%
Cr 267.716†	13.0	0.00110	mg/L	0.000469	0.00110 mg/L	0.000469	42.44%
Cu 324.752†	29.1	0.00012	mg/L	0.000226	0.00012 mg/L	0.000226	193.96%
Fe 273.955†	134.0	0.07344	mg/L	0.009244	0.07344 mg/L	0.009244	12.59%
K 766.490†	36.6	0.01951	mg/L	0.019938	0.01951 mg/L	0.019938	102.22%
Mg 279.077†	16.5	0.01260	mg/L	0.002394	0.01260 mg/L	0.002394	19.00%
Mn 257.610†	136.0	0.00138	mg/L	0.000153	0.00138 mg/L	0.000153	11.09%
Mo 202.031†	5.1	0.00035	mg/L	0.000403	0.00035 mg/L	0.000403	113.88%
Na 589.592†	259.3	0.01701	mg/L	0.005693	0.01701 mg/L	0.005693	33.47%
Na 330.237†	4.2	0.08749	mg/L	0.316588	0.08749 mg/L	0.316588	361.87%
Ni 231.604†	2.7	0.00063	mg/L	0.001254	0.00063 mg/L	0.001254	197.73%
Pb 220.353†	9.8	0.00162	mg/L	0.001166	0.00162 mg/L	0.001166	72.06%
Sb 206.836†	1.1	0.00046	mg/L	0.001046	0.00046 mg/L	0.001046	227.06%
Se 196.026†	3.9	0.00324	mg/L	0.004312	0.00324 mg/L	0.004312	133.09%
Si 288.158†	9.6	0.00434	mg/L	0.004566	0.00434 mg/L	0.004566	105.29%
Sn 189.927†	3.8	0.00090	mg/L	0.000240	0.00090 mg/L	0.000240	26.58%
Sr 421.552†	402.6	0.00042	mg/L	0.000084	0.00042 mg/L	0.000084	20.06%
Ti 334.903†	92.1	0.00290	mg/L	0.000974	0.00290 mg/L	0.000974	33.61%
Tl 190.801†	2.4	0.00167	mg/L	0.002318	0.00167 mg/L	0.002318	139.21%
V 292.402†	50.8	0.00050	mg/L	0.000274	0.00050 mg/L	0.000274	54.71%
Zn 206.200†	0.1	0.00003	mg/L	0.000520	0.00003 mg/L	0.000520	>999.9%

end package



IEC Date: 6-4-09

Analysis Date: 6-16-09

Analyst: AT

LR Date: 6-5-09

Page: 1 of 5

All corrections made by analyst unless otherwise noted.

AT 6-16-09

Edit Label	Delete Data	ARI Sample ID	Prep. Code	Dilution	Comments
		New SC			✓
		STD0			2615-14
		↓ 2			2616-7
		↓ 3			↓ -8
		↓ 4			↓ -9
		↓ 5			↓ -10
		ICW			2587-7
		ICB			
		CR1			
		ICSA			Cd - 0.002 mk
		ICSAB			
		CCW1			
		CCB1			
		PB44R MBI	Seuo	2	
		PB63 I		5	
		PB44R B		2	
		↓ C			
		↓ D			
		↓ E			
		ADep A			Cu Pb Zn high RPD CAF
		↓ ASPK MBSUSAL	↓ B	↓	✓
		CCrZ			✓
		CCBZ			

Metals Data Review Checklist

Method: ICP ICP-MS GFA CVA

Analysis Date: 6-6-09

	Analyst	Peer	Comment
<u>OP# 2</u>	<u>6-17-09</u>	<u>6-17-09</u>	
Logbook			
Analyst, Date, Method info	✓	✓	
Sample ID's	✓	✓	
Standard/QC solution ID's recorded	✓	✓	
Prep codes	✓	✓	
Dilution factors	✓	✓	
Crossouts/Corrections/Deletions	✓	✓	
Calibration			
Blank & Standard intensities	✓	✓	
Standard deviations	✓	✓	
Curve fit	✓	✓	
Calibration Verification			
ICV/CCV	✓	✓	See log
ICB/CCB	✓	✓	↓
Samples			
RSD's & SD's	✓	✓	See log
Internal Standards	✓	✓	
Carry-over	✓	✓	See log
Method QC			
CRI/CRA	✓	✓	
ICSA/ICSAB	✓	✓	
Post Spikes/Serial Dilutions	—	—	
Analytic Spikes	—	—	
Matrix QC			
SRM/LCS	✓	✓	
Matrix Spikes	✓	✓	
Matrix Duplicates	✓	✓	
Method Blanks	✓	✓	PB# R
Data Distribution			
Requested elements/isotope identified	✓	✓	
Correct samples identified for distribution	✓	✓	
Raw data match distributed data	✓	✓	
Data filename correct	✓	✓	
Necessary Analysts Notes and CAF's	✓	✓	PB 442 CAF

Nebulizer Parameters: Hg ReAlign

Analyte Back Pressure Flow
All 220.0 kPa 0.75 L/min

6/16/2009 9:21:55 AM Hg ReAlign... Actual peak offset (nm): 0.003
Drift (nm): -0.000 Slit adjustment: -2

Analysis Begun

Start Time: 6/16/2009 9:25:30 AM Plasma On Time: 6/16/2009 8:35:58 AM
Logged In Analyst: metals Technique: ICP Continuous
Spectrometer Model: Optima 7300 DV, S/N 077C8121202 Autosampler Model: AS-93plus

Sample Information File: C:\pe\metals\Sample Information\CRISSET2.sif

Batch ID:

Results Data Set: I2090616

Results Library: C:\pe\metals\Results\Results.mdb

Method Loaded

Method Name: 7300bcESI

IEC File: IEC2.iec

Method Description: 12Axial Elements

Method Last Saved: 6/5/2009 10:16:45 AM

MSF File:

Table with 6 columns: Analyte, Calibration Equation, Processing, View, Internal Standard, IEC. Lists various elements like Ag, Al, As, B, Ba, Be, Ca, Cd, Co, Cr, Cu, Fe, K, Mg, Mn, Mo, Na, Ni, Pb, Sb, Se, Si, Sn, Sr, Ti, Tl, V, Zn and their corresponding calibration and processing parameters.

Sequence No.: 1

Sample ID: Calib Blank 1

Autosampler Location: 1

Date Collected: 6/16/2009 9:25:35 AM

Data Type: Original

User canceled analysis.

Analysis Begun

Start Time: 6/16/2009 9:27:09 AM

Plasma On Time: 6/16/2009 8:35:58 AM

User canceled analysis.

=====
Analysis Begun

Start Time: 6/16/2009 9:33:25 AM

Plasma On Time: 6/16/2009 8:35:58 AM

Logged In Analyst: metals

Technique: ICP Continuous

Spectrometer Model: Optima 7300 DV, S/N 077C8121202 Autosampler Model: AS-93plus

Sample Information File: C:\pe\metals\Sample Information\CRISSET2.sif

Batch ID:

Results Data Set: I2090616

Results Library: C:\pe\metals\Results\Results.mdb

=====
Sequence No.: 1

Autosampler Location: 1

Sample ID: ~~Calib Blank 1~~ *New Sc*

Date Collected: 6/16/2009 9:33:26 AM

Data Type: Original
#6-5=====
Nebulizer Parameters: Calib Blank 1

Analyte	Back Pressure	Flow
All	220.0 kPa	0.75 L/min

=====
Mean Data: Calib Blank 1

Analyte	Mean Corrected Intensity	Std.Dev.	RSD	Calib Conc. Units
ScA 357.253	1959190.9	27066.44	1.38%	98.33 %
ScR 361.383	592499.6	3518.28	0.59%	99.04 %
Ag 328.068†	-66.4	77.23	116.36%	[0.00] mg/L
Al 308.215†	-101.4	7.42	7.32%	[0.00] mg/L
As 188.979†	-17.9	6.22	34.73%	[0.00] mg/L
B 249.677†	25.0	6.45	25.86%	[0.00] mg/L
Ba 233.527†	80.4	5.56	6.92%	[0.00] mg/L
Be 313.042†	1440.0	10.16	0.71%	[0.00] mg/L
Ca 317.933†	244.1	7.16	2.93%	[0.00] mg/L
Cd 228.802†	246.5	2.46	1.00%	[0.00] mg/L
Co 228.616†	-130.2	1.25	0.96%	[0.00] mg/L
Cr 267.716†	-139.5	0.50	0.36%	[0.00] mg/L
Cu 324.752†	3018.5	64.80	2.15%	[0.00] mg/L
Fe 273.955†	-27.1	5.04	18.60%	[0.00] mg/L
K 766.490†	-116.0	43.74	37.71%	[0.00] mg/L
Mg 279.077†	-23.9	3.00	12.53%	[0.00] mg/L
Mn 257.610†	127.8	6.96	5.45%	[0.00] mg/L
Mo 202.031†	81.8	3.92	4.79%	[0.00] mg/L
Na 589.592†	1907.1	15.03	0.79%	[0.00] mg/L
Na 330.237†	246.2	6.55	2.66%	[0.00] mg/L
Ni 231.604†	61.1	2.69	4.41%	[0.00] mg/L
Pb 220.353†	-164.5	4.02	2.44%	[0.00] mg/L
Sb 206.836†	67.1	1.52	2.26%	[0.00] mg/L
Se 196.026†	-99.4	2.57	2.59%	[0.00] mg/L
Si 288.158†	82.0	1.25	1.52%	[0.00] mg/L
Sn 189.927†	-33.2	1.34	4.03%	[0.00] mg/L
Sr 421.552†	-555.3	34.98	6.30%	[0.00] mg/L
Ti 334.903†	-34.2	7.46	21.78%	[0.00] mg/L
Tl 190.801†	-25.9	6.50	25.07%	[0.00] mg/L
V 292.402†	131.8	11.27	8.55%	[0.00] mg/L
Zn 206.200†	-81.0	4.20	5.19%	[0.00] mg/L

Logged In Analyst: metals

Technique: ICP Continuous

Spectrometer Model: Optima 7300 DV, S/N 077C8121202 Autosampler Model: AS-93plus

Sample Information File: C:\pe\metals\Sample Information\CRISSET2.sif

Batch ID:

Results Data Set: I2090616

Results Library: C:\pe\metals\Results\Results.mdb

Sequence No.: 1

Autosampler Location: 1

Sample ID: Calib Blank 1

Date Collected: 6/16/2009 9:27:09 AM

Data Type: Original

Nebulizer Parameters: Calib Blank 1

Analyte	Back Pressure	Flow
All	219.0 kPa	0.75 L/min

Mean Data: Calib Blank 1

Analyte	Mean Corrected			Calib	
	Intensity	Std.Dev.	RSD	Conc.	Units
ScA 357.253	1992371.5	18839.74	0.95%	100.0	%
ScR 361.383	598215.3	5482.25	0.92%	100.0	%
Ag 328.068†	-40.9	21.90	53.55%	[0.00]	mg/L
Al 308.215†	-107.1	5.83	5.45%	[0.00]	mg/L
As 188.979†	-16.8	2.47	14.67%	[0.00]	mg/L
B 249.677†	16.0	9.23	57.73%	[0.00]	mg/L
Ba 233.527†	80.3	4.89	6.09%	[0.00]	mg/L
Be 313.042†	1417.8	10.53	0.74%	[0.00]	mg/L
Ca 317.933†	225.2	28.42	12.62%	[0.00]	mg/L
Cd 228.802†	243.2	4.50	1.85%	[0.00]	mg/L
Co 228.616†	-127.4	4.39	3.45%	[0.00]	mg/L
Cr 267.716†	-144.0	8.25	5.73%	[0.00]	mg/L
Cu 324.752†	2915.4	7.34	0.25%	[0.00]	mg/L
Fe 273.955†	-25.9	2.73	10.55%	[0.00]	mg/L
K 766.490†	-168.8	27.63	16.37%	[0.00]	mg/L
Mg 279.077†	-18.2	5.73	31.55%	[0.00]	mg/L
Mn 257.610†	128.8	7.66	5.95%	[0.00]	mg/L
Mo 202.031†	83.2	4.73	5.68%	[0.00]	mg/L
Na 589.592†	1892.9	48.60	2.57%	[0.00]	mg/L
Na 330.237†	253.8	5.06	1.99%	[0.00]	mg/L
Ni 231.604†	61.6	2.85	4.63%	[0.00]	mg/L
Pb 220.353†	-174.3	2.10	1.21%	[0.00]	mg/L
Sb 206.836†	73.7	2.88	3.91%	[0.00]	mg/L
Se 196.026†	-98.8	2.90	2.93%	[0.00]	mg/L
Si 288.158†	76.5	1.69	2.20%	[0.00]	mg/L
Sn 189.927†	-29.4	2.45	8.34%	[0.00]	mg/L
Sr 421.552†	-615.6	37.67	6.12%	[0.00]	mg/L
Ti 334.903†	-77.6	9.89	12.74%	[0.00]	mg/L
Tl 190.801†	-25.7	2.69	10.48%	[0.00]	mg/L
V 292.402†	129.0	2.93	2.27%	[0.00]	mg/L
Zn 206.200†	-81.2	6.34	7.81%	[0.00]	mg/L

Sequence No.: 2
Sample ID: STD2

Autosampler Location: 2
Date Collected: 6/16/2009 9:37:10 AM
Data Type: Original

Nebulizer Parameters: STD2

Analyte	Back Pressure	Flow
All	220.0 kPa	0.75 L/min

Mean Data: STD2

Analyte	Mean Corrected Intensity	Std.Dev.	RSD	Calib Conc. Units
ScA 357.253	2010366.9	28148.05	1.40%	100.9 %
ScR 361.383	601994.9	881.26	0.15%	100.6 %
Ba 233.527†	137017.9	581.36	0.42%	[10] mg/L
Cd 228.802†	204701.5	2683.50	1.31%	[10] mg/L
Co 228.616†	296867.4	3952.47	1.33%	[10] mg/L
Cr 267.716†	139453.3	734.89	0.53%	[10] mg/L
Cu 324.752†	2491959.1	36572.27	1.47%	[10] mg/L
Mn 257.610†	1052300.5	8739.85	0.83%	[10] mg/L
V 292.402†	1093038.3	14993.83	1.37%	[10] mg/L

Sequence No.: 3
Sample ID: STD3

Autosampler Location: 3
Date Collected: 6/16/2009 9:38:25 AM
Data Type: Original

Nebulizer Parameters: STD3

Analyte	Back Pressure	Flow
All	220.0 kPa	0.75 L/min

Mean Data: STD3

Analyte	Mean Corrected Intensity	Std.Dev.	RSD	Conc.	Units
ScA 357.253	1963793.1	4367.14	0.22%	98.57	%
ScR 361.383	597826.3	6771.83	1.13%	99.93	%
Ag 328.068†	215548.4	1024.99	0.48%	[1.0]	mg/L
As 188.979†	9816.5	45.59	0.46%	[10]	mg/L
B 249.677†	108082.1	456.29	0.42%	[10]	mg/L
Be 313.042†	4772527.6	49874.81	1.05%	[5.0]	mg/L
Na 589.592†	721491.3	3108.85	0.43%	[50]	mg/L
Ni 231.604†	47765.5	661.35	1.38%	[10]	mg/L
Pb 220.353†	66932.5	336.42	0.50%	[10]	mg/L
Se 196.026†	13408.9	68.04	0.51%	[10]	mg/L
Sr 421.552†	4585927.3	49809.81	1.09%	[5]	mg/L
Tl 190.801†	16562.2	64.05	0.39%	[10]	mg/L
Zn 206.200†	51793.4	358.42	0.69%	[10]	mg/L

Sequence No.: 4
Sample ID: STD4

Autosampler Location: 4
Date Collected: 6/16/2009 9:40:27 AM
Data Type: Original

Nebulizer Parameters: STD4

Analyte	Back Pressure	Flow
All	220.0 kPa	0.75 L/min

Mean Data: STD4

Analyte	Mean Corrected Intensity	Std.Dev.	RSD	Conc.	Units
ScA 357.253	1999491.2	26815.48	1.34%	100.4	%
ScR 361.383	600353.9	4155.37	0.69%	100.4	%
Mo 202.031†	167597.6	2889.16	1.72%	[10]	mg/L
Sb 206.836†	24693.2	395.68	1.60%	[10]	mg/L
Si 288.158†	22128.1	55.27	0.25%	[10]	mg/L
Sn 189.927†	50844.6	853.32	1.68%	[10]	mg/L
Ti 334.903†	365401.0	2133.12	0.58%	[10]	mg/L

Sequence No.: 5
Sample ID: STD5

Autosampler Location: 5
Date Collected: 6/16/2009 9:42:05 AM
Data Type: Original

Nebulizer Parameters: STD5

Analyte Back Pressure Flow
All 220.0 kPa 0.75 L/min

Mean Data: STD5

Analyte	Mean Corrected Intensity	Std.Dev.	RSD	Conc.	Units
ScA 357.253	1890063.5	3721.77	0.20%	94.87	%
ScR 361.383	596587.6	9192.38	1.54%	99.73	%
Al 308.215†	55232.3	728.68	1.32%	[30]	mg/L
Ca 317.933†	478023.8	6277.48	1.31%	[30]	mg/L
Fe 273.955†	181671.6	1922.64	1.06%	[100]	mg/L
K 766.490†	202121.9	2471.73	1.22%	[100]	mg/L
Mg 279.077†	44213.6	546.94	1.24%	[30]	mg/L
Na 330.237†	4649.7	51.34	1.10%	[100]	mg/L

Calibration Summary

Analyte	Stds.	Equation	Intercept	Slope	Curvature	Corr. Coef.	Reslope
Ag 328.068	1	Lin Thru 0	0.0	215500	0.00000	1.000000	
Al 308.215	1	Lin Thru 0	0.0	1841	0.00000	1.000000	
As 188.979	1	Lin Thru 0	0.0	981.6	0.00000	1.000000	
B 249.677	1	Lin Thru 0	0.0	10810	0.00000	1.000000	
Ba 233.527	1	Lin Thru 0	0.0	13700	0.00000	1.000000	
Be 313.042	1	Lin Thru 0	0.0	954500	0.00000	1.000000	
Ca 317.933	1	Lin Thru 0	0.0	15930	0.00000	1.000000	
Cd 228.802	1	Lin Thru 0	0.0	20470	0.00000	1.000000	
Co 228.616	1	Lin Thru 0	0.0	29690	0.00000	1.000000	
Cr 267.716	1	Lin Thru 0	0.0	13950	0.00000	1.000000	
Cu 324.752	1	Lin Thru 0	0.0	249200	0.00000	1.000000	
Fe 273.955	1	Lin Thru 0	0.0	1817	0.00000	1.000000	
K 766.490	1	Lin Thru 0	0.0	2021	0.00000	1.000000	
Mg 279.077	1	Lin Thru 0	0.0	1474	0.00000	1.000000	
Mn 257.610	1	Lin Thru 0	0.0	105200	0.00000	1.000000	
Mo 202.031	1	Lin Thru 0	0.0	16760	0.00000	1.000000	
Na 589.592	1	Lin Thru 0	0.0	14430	0.00000	1.000000	
Na 330.237	1	Lin Thru 0	0.0	46.50	0.00000	1.000000	
Ni 231.604	1	Lin Thru 0	0.0	4777	0.00000	1.000000	
Pb 220.353	1	Lin Thru 0	0.0	6693	0.00000	1.000000	
Sb 206.836	1	Lin Thru 0	0.0	2469	0.00000	1.000000	
Se 196.026	1	Lin Thru 0	0.0	1341	0.00000	1.000000	
Si 288.158	1	Lin Thru 0	0.0	2213	0.00000	1.000000	
Sn 189.927	1	Lin Thru 0	0.0	5084	0.00000	1.000000	
Sr 421.552	1	Lin Thru 0	0.0	917200	0.00000	1.000000	
Ti 334.903	1	Lin Thru 0	0.0	36540	0.00000	1.000000	
Tl 190.801	1	Lin Thru 0	0.0	1656	0.00000	1.000000	
V 292.402	1	Lin Thru 0	0.0	109300	0.00000	1.000000	
Zn 206.200	1	Lin Thru 0	0.0	5179	0.00000	1.000000	

=====
Analysis Begun

Start Time: 6/16/2009 9:46:25 AM

Plasma On Time: 6/16/2009 8:35:58 AM

Logged In Analyst: metals

Technique: ICP Continuous

Spectrometer Model: Optima 7300 DV, S/N 077C8121202 Autosampler Model: AS-93plus

Sample Information File: C:\pe\metals\Sample Information\CRISSET2.sif

Batch ID:

Results Data Set: I2090616

Results Library: C:\pe\metals\Results\Results.mdb

=====
Sequence No.: 1

Autosampler Location: 7

Sample ID: CV

Date Collected: 6/16/2009 9:46:27 AM

Data Type: Original

Dilution: 1X

=====
Nebulizer Parameters: CV

Analyte	Back Pressure	Flow
All	221.0 kPa	0.75 L/min

=====
Mean Data: CV

Analyte	Mean Corrected		Calib.		Sample		Std.Dev.	RSD
	Intensity	Conc.	Units	Std.Dev.	Conc.	Units		
ScA 357.253	1961282.7	98.44	%	0.198				0.20%
ScR 361.383	587183.3	98.16	%	0.846				0.86%
Ag 328.068†	208432.0	0.9671	mg/L	0.00504	0.9671	mg/L	0.00504	0.52%
Al 308.215†	3715.1	1.985	mg/L	0.0195	1.985	mg/L	0.0195	0.98%
As 188.979†	1968.2	2.001	mg/L	0.0116	2.001	mg/L	0.0116	0.58%
B 249.677†	10838.2	1.002	mg/L	0.0023	1.002	mg/L	0.0023	0.23%
Ba 233.527†	13835.3	1.009	mg/L	0.0054	1.009	mg/L	0.0054	0.53%
Be 313.042†	951735.0	0.9940	mg/L	0.00923	0.9940	mg/L	0.00923	0.93%
Ca 317.933†	32778.5	2.057	mg/L	0.0084	2.057	mg/L	0.0084	0.41%
Cd 228.802†	21550.3	1.038	mg/L	0.0045	1.038	mg/L	0.0045	0.44%
Co 228.616†	30106.7	1.013	mg/L	0.0042	1.013	mg/L	0.0042	0.42%
Cr 267.716†	14023.0	1.005	mg/L	0.0034	1.005	mg/L	0.0034	0.34%
Cu 324.752†	246819.8	0.9903	mg/L	0.00409	0.9903	mg/L	0.00409	0.41%
Fe 273.955†	3646.5	1.992	mg/L	0.0130	1.992	mg/L	0.0130	0.65%
K 766.490†	39612.4	19.60	mg/L	0.170	19.60	mg/L	0.170	0.87%
Mg 279.077†	2992.0	2.035	mg/L	0.0193	2.035	mg/L	0.0193	0.95%
Mn 257.610†	102441.9	0.9740	mg/L	0.00939	0.9740	mg/L	0.00939	0.96%
Mo 202.031†	16522.1	0.9858	mg/L	0.00632	0.9858	mg/L	0.00632	0.64%
Na 589.592†	722308.2	50.06	mg/L	0.438	50.06	mg/L	0.438	0.88%
Na 330.237†	2395.9	51.28	mg/L	0.408	51.28	mg/L	0.408	0.80%
Ni 231.604†	4795.8	1.005	mg/L	0.0058	1.005	mg/L	0.0058	0.58%
Pb 220.353†	13422.1	2.007	mg/L	0.0106	2.007	mg/L	0.0106	0.53%
Sb 206.836†	4928.4	1.997	mg/L	0.0063	1.997	mg/L	0.0063	0.31%
Se 196.026†	2669.5	1.991	mg/L	0.0034	1.991	mg/L	0.0034	0.17%
Si 288.158†	4543.0	2.059	mg/L	0.0119	2.059	mg/L	0.0119	0.58%
Sn 189.927†	5041.8	0.9939	mg/L	0.00088	0.9939	mg/L	0.00088	0.09%
Sr 421.552†	964450.3	1.052	mg/L	0.0095	1.052	mg/L	0.0095	0.90%
Ti 334.903†	36019.5	0.9827	mg/L	0.01075	0.9827	mg/L	0.01075	1.09%
Tl 190.801†	3338.8	2.009	mg/L	0.0106	2.009	mg/L	0.0106	0.53%
V 292.402†	107225.8	0.9851	mg/L	0.00408	0.9851	mg/L	0.00408	0.41%
Zn 206.200†	5252.0	1.014	mg/L	0.0027	1.014	mg/L	0.0027	0.26%

Sequence No : 2

Sample ID: CB

Autosampler Location: 1

Date Collected: 6/16/2009 9:48:59 AM

Data Type: Original

Dilution: 1X

Nebulizer Parameters: CB

Analyte	Back Pressure	Flow
All	221.0 kPa	0.75 L/min

Mean Data: CB

Analyte	Mean Corrected Intensity	Conc.	Calib. Units	Std.Dev.	Sample Conc. Units	Std.Dev.	RSD
ScA 357.253	1961185.8	98.43	%	0.479			0.49%
ScR 361.383	594905.4	99.45	%	0.738			0.74%
Ag 328.068†	74.7	0.00035	mg/L	0.000174	0.00035 mg/L	0.000174	50.11%
Al 308.215†	10.9	0.00588	mg/L	0.003307	0.00588 mg/L	0.003307	56.26%
As 188.979†	0.7	0.00072	mg/L	0.003731	0.00072 mg/L	0.003731	521.63%
B 249.677†	42.0	0.00389	mg/L	0.000178	0.00389 mg/L	0.000178	4.57%
Ba 233.527†	6.7	0.00049	mg/L	0.000255	0.00049 mg/L	0.000255	52.19%
Be 313.042†	109.5	0.00011	mg/L	0.000034	0.00011 mg/L	0.000034	30.13%
Ca 317.933†	9.1	0.00057	mg/L	0.000732	0.00057 mg/L	0.000732	127.54%
Cd 228.802†	10.2	0.00049	mg/L	0.000656	0.00049 mg/L	0.000656	133.03%
Co 228.616†	15.0	0.00051	mg/L	0.000433	0.00051 mg/L	0.000433	85.64%
Cr 267.716†	-2.6	-0.00019	mg/L	0.000440	-0.00019 mg/L	0.000440	236.66%
Cu 324.752†	171.1	0.00069	mg/L	0.000171	0.00069 mg/L	0.000171	24.93%
Fe 273.955†	5.7	0.00310	mg/L	0.002127	0.00310 mg/L	0.002127	68.60%
K 766.490†	10.8	0.00536	mg/L	0.017840	0.00536 mg/L	0.017840	333.06%
Mg 279.077†	1.2	0.00085	mg/L	0.005000	0.00085 mg/L	0.005000	591.54%
Mn 257.610†	14.8	0.00014	mg/L	0.000065	0.00014 mg/L	0.000065	45.98%
Mo 202.031†	12.3	0.00073	mg/L	0.000515	0.00073 mg/L	0.000515	70.23%
Na 589.592†	140.9	0.00976	mg/L	0.001650	0.00976 mg/L	0.001650	16.90%
Na 330.237†	9.6	0.2069	mg/L	0.25411	0.2069 mg/L	0.25411	122.79%
Ni 231.604†	1.4	0.00029	mg/L	0.000092	0.00029 mg/L	0.000092	31.66%
Pb 220.353†	-4.1	-0.00061	mg/L	0.001490	-0.00061 mg/L	0.001490	243.28%
Sb 206.836†	5.5	0.00224	mg/L	0.001607	0.00224 mg/L	0.001607	71.77%
Se 196.026†	-1.4	-0.00102	mg/L	0.001278	-0.00102 mg/L	0.001278	125.68%
Si 288.158†	-1.0	-0.00043	mg/L	0.002865	-0.00043 mg/L	0.002865	669.05%
Sn 189.927†	4.0	0.00079	mg/L	0.000537	0.00079 mg/L	0.000537	68.32%
Sr 421.552†	91.8	0.00010	mg/L	0.000047	0.00010 mg/L	0.000047	46.69%
Ti 334.903†	-22.2	-0.00061	mg/L	0.000369	-0.00061 mg/L	0.000369	60.60%
Tl 190.801†	4.4	0.00268	mg/L	0.004159	0.00268 mg/L	0.004159	155.17%
V 292.402†	66.1	0.00060	mg/L	0.000454	0.00060 mg/L	0.000454	75.13%
Zn 206.200†	-0.7	-0.00014	mg/L	0.000567	-0.00014 mg/L	0.000567	402.32%

Sequence No.: 3
 Sample ID: CRI

Autosampler Location: 301
 Date Collected: 6/16/2009 9:52:43 AM
 Data Type: Original

Dilution: 1X

Nebulizer Parameters: CRI

Analyte Back Pressure Flow
 All 221.0 kPa 0.75 L/min

Mean Data: CRI

Analyte	Mean Corrected		Calib. Units	Std.Dev.	Sample		RSD
	Intensity	Conc.			Conc.	Units	
ScA 357.253	1958382.2	98.29	%	0.578			0.59%
ScR 361.383	593214.2	99.16	%	0.484			0.49%
Ag 328.068†	646.8	0.00300	mg/L	0.000035	0.00300	mg/L	0.000035 1.17%
Al 308.215†	104.8	0.05681	mg/L	0.001311	0.05681	mg/L	0.001311 2.31%
As 188.979†	50.5	0.05136	mg/L	0.006535	0.05136	mg/L	0.006535 12.73%
B 249.677†	235.0	0.02174	mg/L	0.000577	0.02174	mg/L	0.000577 2.65%
Ba 233.527†	43.4	0.00316	mg/L	0.000184	0.00316	mg/L	0.000184 5.80%
Be 313.042†	915.8	0.00095	mg/L	0.000034	0.00095	mg/L	0.000034 3.63%
Ca 317.933†	777.1	0.04877	mg/L	0.000938	0.04877	mg/L	0.000938 1.92%
Cd 228.802†	54.1	0.00225	mg/L	0.000090	0.00225	mg/L	0.000090 4.02%
Co 228.616†	90.3	0.00303	mg/L	0.000277	0.00303	mg/L	0.000277 9.14%
Cr 267.716†	64.7	0.00464	mg/L	0.000603	0.00464	mg/L	0.000603 13.00%
Cu 324.752†	553.4	0.00222	mg/L	0.000048	0.00222	mg/L	0.000048 2.16%
Fe 273.955†	94.1	0.05174	mg/L	0.000927	0.05174	mg/L	0.000927 1.79%
K 766.490†	1032.1	0.5106	mg/L	0.02340	0.5106	mg/L	0.02340 4.58%
Mg 279.077†	84.0	0.05701	mg/L	0.003304	0.05701	mg/L	0.003304 5.80%
Mn 257.610†	111.8	0.00107	mg/L	0.000040	0.00107	mg/L	0.000040 3.77%
Mo 202.031†	86.7	0.00517	mg/L	0.000141	0.00517	mg/L	0.000141 2.72%
Na 589.592†	7285.5	0.5049	mg/L	0.00195	0.5049	mg/L	0.00195 0.39%
Na 330.237†	18.4	0.3906	mg/L	0.44921	0.3906	mg/L	0.44921 115.02%
Ni 231.604†	46.6	0.00980	mg/L	0.000967	0.00980	mg/L	0.000967 9.87%
Pb 220.353†	129.2	0.01931	mg/L	0.001185	0.01931	mg/L	0.001185 6.14%
Sb 206.836†	132.6	0.05376	mg/L	0.001937	0.05376	mg/L	0.001937 3.60%
Se 196.026†	66.8	0.04984	mg/L	0.001445	0.04984	mg/L	0.001445 2.90%
Si 288.158†	138.5	0.06262	mg/L	0.001380	0.06262	mg/L	0.001380 2.20%
Sn 189.927†	53.3	0.01053	mg/L	0.000210	0.01053	mg/L	0.000210 2.00%
Sr 421.552†	863.4	0.00094	mg/L	0.000024	0.00094	mg/L	0.000024 2.59%
Ti 334.903†	142.4	0.00387	mg/L	0.000134	0.00387	mg/L	0.000134 3.45%
Tl 190.801†	83.6	0.05045	mg/L	0.000726	0.05045	mg/L	0.000726 1.44%
V 292.402†	342.4	0.00315	mg/L	0.000144	0.00315	mg/L	0.000144 4.58%
Zn 206.200†	68.9	0.01330	mg/L	0.000774	0.01330	mg/L	0.000774 5.82%

Sequence No.: 4
 Sample ID: ICSA

Autosampler Location: 302
 Date Collected: 6/16/2009 9:56:27 AM
 Data Type: Original

Dilution: 1X

Nebulizer Parameters: ICSA

Analyte Back Pressure Flow
 All 221.0 kPa 0.75 L/min

Mean Data: ICSA

Analyte	Mean Corrected			Std.Dev.	Sample			RSD
	Intensity	Conc.	Calib. Units		Conc.	Units	Std.Dev.	
ScA 357.253	1954016.7	98.07	%	0.574				0.58%
ScR 361.383	588620.7	98.40	%	0.425				0.43%
Ag 328.068†	-266.1	-0.00123	mg/L	0.000201	-0.00123	mg/L	0.000201	16.36%
Al 308.215†	379310.1	206.0	mg/L	1.97	206.0	mg/L	1.97	0.96%
As 188.979†	138.4	0.06324	mg/L	0.005351	0.06324	mg/L	0.005351	8.46%
B 249.677†	-95.0	-0.00879	mg/L	0.000993	-0.00879	mg/L	0.000993	11.30%
Ba 233.527†	140.0	-0.00036	mg/L	0.000414	-0.00036	mg/L	0.000414	113.43%
Be 313.042†	68.1	0.00005	mg/L	0.000004	0.00005	mg/L	0.000004	7.82%
Ca 317.933†	1603621.7	100.6	mg/L	1.21	100.6	mg/L	1.21	1.20%
Cd 228.802†	5.1	-0.00207	mg/L	0.000369	-0.00207	mg/L	0.000369	17.88%
Co 228.616†	8.5	0.00024	mg/L	0.000114	0.00024	mg/L	0.000114	48.24%
Cr 267.716†	-72.2	-0.00060	mg/L	0.000549	-0.00060	mg/L	0.000549	91.07%
Cu 324.752†	-3323.6	0.00018	mg/L	0.000264	0.00018	mg/L	0.000264	142.79%
Fe 273.955†	354845.9	195.3	mg/L	1.58	195.3	mg/L	1.58	0.81%
K 766.490†	-13.8	-0.00684	mg/L	0.009670	-0.00684	mg/L	0.009670	141.45%
Mg 279.077†	152502.3	103.4	mg/L	1.00	103.4	mg/L	1.00	0.97%
Mn 257.610†	180.0	-0.00065	mg/L	0.000105	-0.00065	mg/L	0.000105	16.15%
Mo 202.031†	73.8	0.00331	mg/L	0.000487	0.00331	mg/L	0.000487	14.68%
Na 589.592†	150.5	0.01043	mg/L	0.002269	0.01043	mg/L	0.002269	21.75%
Na 330.237†	115.7	1.305	mg/L	0.1149	1.305	mg/L	0.1149	8.81%
Ni 231.604†	0.6	0.00015	mg/L	0.001200	0.00015	mg/L	0.001200	809.12%
Pb 220.353†	-280.8	-0.01428	mg/L	0.001134	-0.01428	mg/L	0.001134	7.94%
Sb 206.836†	94.9	0.03844	mg/L	0.002388	0.03844	mg/L	0.002388	6.21%
Se 196.026†	-27.2	-0.00089	mg/L	0.004281	-0.00089	mg/L	0.004281	479.04%
Si 288.158†	-40.6	-0.01835	mg/L	0.003601	-0.01835	mg/L	0.003601	19.62%
Sn 189.927†	-37.0	-0.00457	mg/L	0.001117	-0.00457	mg/L	0.001117	24.44%
Sr 421.552†	738.0	0.00080	mg/L	0.000018	0.00080	mg/L	0.000018	2.20%
Ti 334.903†	1019.9	0.00609	mg/L	0.000556	0.00609	mg/L	0.000556	9.13%
Tl 190.801†	3.7	0.02302	mg/L	0.002038	0.02302	mg/L	0.002038	8.85%
V 292.402†	715.3	-0.00245	mg/L	0.000746	-0.00245	mg/L	0.000746	30.46%
Zn 206.200†	-0.8	-0.00158	mg/L	0.000795	-0.00158	mg/L	0.000795	50.33%

Sequence No.: 5
Sample ID: ICSAB

Autosampler Location: 303
Date Collected: 6/16/2009 10:00:12 AM
Data Type: Original

Dilution: 1X

Nebulizer Parameters: ICSAB

Analyte Back Pressure Flow
All 221.0 kPa 0.75 L/min

Mean Data: ICSAB

Analyte	Mean Corrected		Calib. Units	Std.Dev.	Sample		Std.Dev.	RSD
	Intensity	Conc.			Conc.	Units		
ScA 357.253	1939995.4	97.37	%	0.504				0.52%
ScR 361.383	588602.5	98.39	%	0.127				0.13%
Ag 328.068†	216160.2	1.003	mg/L	0.0008	1.003	mg/L	0.0008	0.08%
Al 308.215†	368921.0	200.4	mg/L	0.74	200.4	mg/L	0.74	0.37%
As 188.979†	1132.0	1.074	mg/L	0.0023	1.074	mg/L	0.0023	0.22%
B 249.677†	-73.0	-0.00839	mg/L	0.001463	-0.00839	mg/L	0.001463	17.44%
Ba 233.527†	14041.6	1.014	mg/L	0.0035	1.014	mg/L	0.0035	0.35%
Be 313.042†	969722.2	1.013	mg/L	0.0047	1.013	mg/L	0.0047	0.47%
Ca 317.933†	1618465.7	101.6	mg/L	0.58	101.6	mg/L	0.58	0.57%
Cd 228.802†	21553.1	1.043	mg/L	0.0072	1.043	mg/L	0.0072	0.69%
Co 228.616†	29307.3	0.9869	mg/L	0.00570	0.9869	mg/L	0.00570	0.58%
Cr 267.716†	14274.2	1.028	mg/L	0.0026	1.028	mg/L	0.0026	0.25%
Cu 324.752†	249585.8	1.016	mg/L	0.0014	1.016	mg/L	0.0014	0.13%
Fe 273.955†	358227.9	197.2	mg/L	1.63	197.2	mg/L	1.63	0.83%
K 766.490†	-254.4	-0.1259	mg/L	0.00673	-0.1259	mg/L	0.00673	5.34%
Mg 279.077†	148393.4	100.6	mg/L	0.65	100.6	mg/L	0.65	0.65%
Mn 257.610†	102227.8	0.9694	mg/L	0.00424	0.9694	mg/L	0.00424	0.44%
Mo 202.031†	72.0	0.00320	mg/L	0.000316	0.00320	mg/L	0.000316	9.86%
Na 589.592†	391.0	0.02710	mg/L	0.001993	0.02710	mg/L	0.001993	7.36%
Na 330.237†	141.1	1.425	mg/L	0.0245	1.425	mg/L	0.0245	1.72%
Ni 231.604†	4662.7	0.9763	mg/L	0.00702	0.9763	mg/L	0.00702	0.72%
Pb 220.353†	6267.2	0.9641	mg/L	0.00486	0.9641	mg/L	0.00486	0.50%
Sb 206.836†	2585.0	1.036	mg/L	0.0074	1.036	mg/L	0.0074	0.72%
Se 196.026†	1326.6	1.009	mg/L	0.0011	1.009	mg/L	0.0011	0.11%
Si 288.158†	-48.2	-0.01734	mg/L	0.006370	-0.01734	mg/L	0.006370	36.74%
Sn 189.927†	-35.7	-0.00337	mg/L	0.001323	-0.00337	mg/L	0.001323	39.30%
Sr 421.552†	813.0	0.00089	mg/L	0.000052	0.00089	mg/L	0.000052	5.82%
Ti 334.903†	995.0	0.00509	mg/L	0.000481	0.00509	mg/L	0.000481	9.45%
Tl 190.801†	1608.9	0.9823	mg/L	0.00539	0.9823	mg/L	0.00539	0.55%
V 292.402†	107693.7	0.9805	mg/L	0.00159	0.9805	mg/L	0.00159	0.16%
Zn 206.200†	5128.7	0.9894	mg/L	0.00305	0.9894	mg/L	0.00305	0.31%

Sequence No.: 6
 Sample ID: CV \

Autosampler Location: 7
 Date Collected: 6/16/2009 10:03:29 AM
 Data Type: Original

Dilution: 1X

 Nebulizer Parameters: CV

Analyte Back Pressure Flow
 All 221.0 kPa 0.75 L/min

 Mean Data: CV

Analyte	Mean Corrected		Calib. Conc. Units	Std.Dev.	Sample		Std.Dev.	RSD
	Intensity				Conc.	Units		
ScA 357.253	2000089.4		100.4 %	0.27				0.27%
ScR 361.383	597775.5		99.93 %	0.770				0.77%
Ag 328.068†	208295.1		0.9665 mg/L	0.00271	0.9665 mg/L	0.00271		0.28%
Al 308.215†	3778.6		2.020 mg/L	0.0276	2.020 mg/L	0.0276		1.37%
As 188.979†	1975.6		2.008 mg/L	0.0041	2.008 mg/L	0.0041		0.20%
B 249.677†	10788.2		0.9972 mg/L	0.00668	0.9972 mg/L	0.00668		0.67%
Ba 233.527†	13917.1		1.015 mg/L	0.0080	1.015 mg/L	0.0080		0.79%
Be 313.042†	959813.7		1.002 mg/L	0.0079	1.002 mg/L	0.0079		0.79%
Ca 317.933†	33489.0		2.102 mg/L	0.0233	2.102 mg/L	0.0233		1.11%
Cd 228.802†	21634.3		1.042 mg/L	0.0036	1.042 mg/L	0.0036		0.34%
Co 228.616†	30307.5		1.019 mg/L	0.0029	1.019 mg/L	0.0029		0.29%
Cr 267.716†	14151.6		1.014 mg/L	0.0100	1.014 mg/L	0.0100		0.99%
Cu 324.752†	245342.9		0.9844 mg/L	0.00112	0.9844 mg/L	0.00112		0.11%
Fe 273.955†	3727.3		2.037 mg/L	0.0212	2.037 mg/L	0.0212		1.04%
K 766.490†	39328.5		19.46 mg/L	0.219	19.46 mg/L	0.219		1.13%
Mg 279.077†	3017.5		2.052 mg/L	0.0243	2.052 mg/L	0.0243		1.18%
Mn 257.610†	103138.2		0.9806 mg/L	0.00957	0.9806 mg/L	0.00957		0.98%
Mo 202.031†	16556.2		0.9878 mg/L	0.00265	0.9878 mg/L	0.00265		0.27%
Na 589.592†	717398.3		49.72 mg/L	0.438	49.72 mg/L	0.438		0.88%
Na 330.237†	2403.3		51.43 mg/L	0.509	51.43 mg/L	0.509		0.99%
Ni 231.604†	4750.1		0.9954 mg/L	0.00808	0.9954 mg/L	0.00808		0.81%
Pb 220.353†	13524.6		2.022 mg/L	0.0062	2.022 mg/L	0.0062		0.31%
Sb 206.836†	4929.2		1.997 mg/L	0.0050	1.997 mg/L	0.0050		0.25%
Se 196.026†	2670.2		1.992 mg/L	0.0056	1.992 mg/L	0.0056		0.28%
Si 288.158†	4543.6		2.060 mg/L	0.0048	2.060 mg/L	0.0048		0.23%
Sn 189.927†	5069.3		0.9994 mg/L	0.00288	0.9994 mg/L	0.00288		0.29%
Sr 421.552†	957617.7		1.044 mg/L	0.0086	1.044 mg/L	0.0086		0.82%
Ti 334.903†	36294.0		0.9902 mg/L	0.01118	0.9902 mg/L	0.01118		1.13%
Tl 190.801†	3346.3		2.013 mg/L	0.0051	2.013 mg/L	0.0051		0.25%
V 292.402†	107508.3		0.9877 mg/L	0.00405	0.9877 mg/L	0.00405		0.41%
Zn 206.200†	5340.3		1.032 mg/L	0.0102	1.032 mg/L	0.0102		0.98%

Sequence No.: 7
 Sample ID: CB \

Autosampler Location: 1
 Date Collected: 6/16/2009 10:06:01 AM
 Data Type: Original

Dilution: 1X

Nebulizer Parameters: CB

Analyte Back Pressure Flow
 All 221.0 kPa 0.75 L/min

Mean Data: CB

Analyte	Mean Corrected Intensity	Conc. Units	Calib. Units	Std.Dev.	Sample Conc. Units	Std.Dev.	RSD
ScA 357.253	2001443.8	100.5	%	0.40			0.40%
ScR 361.383	599647.6	100.2	%	0.86			0.86%
Ag 328.068†	59.2	0.00027	mg/L	0.000342	0.00027 mg/L	0.000342	124.49%
Al 308.215†	14.0	0.00756	mg/L	0.003255	0.00756 mg/L	0.003255	43.07%
As 188.979†	1.7	0.00170	mg/L	0.000669	0.00170 mg/L	0.000669	39.30%
B 249.677†	26.1	0.00241	mg/L	0.000624	0.00241 mg/L	0.000624	25.88%
Ba 233.527†	6.2	0.00045	mg/L	0.000157	0.00045 mg/L	0.000157	35.11%
Be 313.042†	84.5	0.00009	mg/L	0.000019	0.00009 mg/L	0.000019	21.48%
Ca 317.933†	21.5	0.00135	mg/L	0.000871	0.00135 mg/L	0.000871	64.72%
Cd 228.802†	13.0	0.00062	mg/L	0.000445	0.00062 mg/L	0.000445	71.39%
Co 228.616†	16.3	0.00055	mg/L	0.000527	0.00055 mg/L	0.000527	95.75%
Cr 267.716†	-11.1	-0.00080	mg/L	0.000203	-0.00080 mg/L	0.000203	25.47%
Cu 324.752†	155.0	0.00062	mg/L	0.000265	0.00062 mg/L	0.000265	42.63%
Fe 273.955†	7.8	0.00426	mg/L	0.000610	0.00426 mg/L	0.000610	14.31%
K 766.490†	-35.5	-0.01758	mg/L	0.011818	-0.01758 mg/L	0.011818	67.24%
Mg 279.077†	0.3	0.00020	mg/L	0.004098	0.00020 mg/L	0.004098	>999.9%
Mn 257.610†	9.6	0.00009	mg/L	0.000054	0.00009 mg/L	0.000054	59.18%
Mo 202.031†	9.9	0.00059	mg/L	0.000638	0.00059 mg/L	0.000638	107.92%
Na 589.592†	109.7	0.00760	mg/L	0.003726	0.00760 mg/L	0.003726	49.00%
Na 330.237†	8.9	0.1914	mg/L	0.18276	0.1914 mg/L	0.18276	95.50%
Ni 231.604†	0.4	0.00008	mg/L	0.000366	0.00008 mg/L	0.000366	475.43%
Pb 220.353†	3.0	0.00045	mg/L	0.001292	0.00045 mg/L	0.001292	286.80%
Sb 206.836†	8.0	0.00328	mg/L	0.001803	0.00328 mg/L	0.001803	55.03%
Se 196.026†	-0.8	-0.00058	mg/L	0.001419	-0.00058 mg/L	0.001419	244.44%
Si 288.158†	2.3	0.00104	mg/L	0.005607	0.00104 mg/L	0.005607	538.72%
Sn 189.927†	7.6	0.00150	mg/L	0.000954	0.00150 mg/L	0.000954	63.64%
Sr 421.552†	11.1	0.00001	mg/L	0.000051	0.00001 mg/L	0.000051	422.87%
Ti 334.903†	-12.9	-0.00035	mg/L	0.000561	-0.00035 mg/L	0.000561	158.22%
Tl 190.801†	2.7	0.00165	mg/L	0.001085	0.00165 mg/L	0.001085	65.72%
V 292.402†	77.0	0.00070	mg/L	0.000665	0.00070 mg/L	0.000665	94.73%
Zn 206.200†	-1.3	-0.00025	mg/L	0.001186	-0.00025 mg/L	0.001186	473.94%

=====
Analysis Begun

Start Time: 6/16/2009 10:11:12 AM

Plasma On Time: 6/16/2009 8:35:58 AM

Logged In Analyst: metals

Technique: ICP Continuous

Spectrometer Model: Optima 7300 DV, S/N 077C8121202Autosampler Model: AS-93plus

Sample Information File: C:\pe\metals\Sample Information\CRISSET2.sif

Batch ID:

Results Data Set: I2090616

Results Library: C:\pe\metals\Results\Results.mdb
=====

Sequence No.: 1

Autosampler Location: 304

Sample ID: PB44R MB1 SWC

Date Collected: 6/16/2009 10:11:13 AM

Data Type: Original

Dilution: 2X

Nebulizer Parameters: PB44R MB1 SWC

Analyte	Back Pressure	Flow
All	221.0 kPa	0.75 L/min

Mean Data: PB44R MB1 SWC

Analyte	Mean Corrected		Calib. Conc. Units	Std.Dev.	Sample		RSD
	Intensity	Conc.			Conc. Units	Std.Dev.	
ScA 357.253	1987730.3	99.77	%	0.248			0.25%
ScR 361.383	609263.9	101.8	%	2.71			2.66%
Ag 328.068†	7.4	0.00003	mg/L	0.000229	0.00007	mg/L	0.000457 665.46%
Al 308.215†	83.2	0.04520	mg/L	0.002521	0.09041	mg/L	0.005041 5.58%
As 188.979†	-0.7	-0.00081	mg/L	0.003940	-0.00162	mg/L	0.007880 486.29%
B 249.677†	15.4	0.00143	mg/L	0.000111	0.00285	mg/L	0.000222 7.80%
Ba 233.527†	3.0	0.00022	mg/L	0.000508	0.00044	mg/L	0.001015 232.04%
Be 313.042†	-24.1	-0.00003	mg/L	0.000064	-0.00005	mg/L	0.000128 252.95%
Ca 317.933†	1190.2	0.07469	mg/L	0.002387	0.1494	mg/L	0.00477 3.20%
Cd 228.802†	2.6	0.00013	mg/L	0.000053	0.00026	mg/L	0.000106 39.98%
Co 228.616†	2.7	0.00009	mg/L	0.000242	0.00017	mg/L	0.000485 285.04%
Cr 267.716†	3.6	0.00026	mg/L	0.000638	0.00051	mg/L	0.001276 249.53%
Cu 324.752†	101.4	0.00041	mg/L	0.000080	0.00081	mg/L	0.000160 19.71%
Fe 273.955†	8.5	0.00470	mg/L	0.001483	0.00939	mg/L	0.002966 31.58%
K 766.490†	0.3	0.00016	mg/L	0.009684	0.00032	mg/L	0.019368 >999.9%
Mg 279.077†	20.0	0.01356	mg/L	0.006236	0.02712	mg/L	0.012471 45.99%
Mn 257.610†	8.8	0.00008	mg/L	0.000016	0.00017	mg/L	0.000032 19.50%
Mo 202.031†	-0.8	-0.00005	mg/L	0.000156	-0.00010	mg/L	0.000311 308.70%
Na 589.592†	215.4	0.01493	mg/L	0.002468	0.02986	mg/L	0.004936 16.53%
Na 330.237†	10.1	0.2172	mg/L	0.26457	0.4344	mg/L	0.52915 121.81%
Ni 231.604†	-3.7	-0.00078	mg/L	0.001159	-0.00156	mg/L	0.002317 148.72%
Pb 220.353†	-7.0	-0.00103	mg/L	0.000584	-0.00206	mg/L	0.001168 56.62%
Sb 206.836†	7.9	0.00321	mg/L	0.003284	0.00642	mg/L	0.006568 102.23%
Se 196.026†	3.4	0.00252	mg/L	0.004438	0.00503	mg/L	0.008876 176.36%
Si 288.158†	255.1	0.1153	mg/L	0.00348	0.2305	mg/L	0.00696 3.02%
Sn 189.927†	7.3	0.00144	mg/L	0.000704	0.00288	mg/L	0.001408 48.86%
Sr 421.552†	-23.5	-0.00003	mg/L	0.000026	-0.00005	mg/L	0.000052 100.74%
Ti 334.903†	87.2	0.00237	mg/L	0.001173	0.00474	mg/L	0.002346 49.49%
Tl 190.801†	-1.5	-0.00092	mg/L	0.004055	-0.00184	mg/L	0.008111 440.13%
V 292.402†	2.6	0.00002	mg/L	0.000090	0.00005	mg/L	0.000181 390.76%
Zn 206.200†	2.6	0.00051	mg/L	0.000518	0.00101	mg/L	0.001036 102.47%

Sequence No.: 2
 Sample ID: PB63 I SWC

Autosampler Location: 305
 Date Collected: 6/16/2009 10:14:58 AM
 Data Type: Original

Dilution: 5X

Nebulizer Parameters: PB63 I SWC

Analyte Back Pressure Flow
 All 221.0 kPa 0.75 L/min

Mean Data: PB63 I SWC

Analyte	Mean Corrected Intensity	Conc.	Calib. Units	Std.Dev.	Sample Conc. Units	Std.Dev.	RSD
ScA 357.253	1994255.4	100.1	%	0.94			0.94%
ScR 361.383	610164.2	102.0	%	0.73			0.71%
Ag 328.068†	-124.7	-0.00056	mg/L	0.000159	-0.00279 mg/L	0.000796	28.54%
Al 308.215†	97179.1	52.78	mg/L	0.214	263.9 mg/L	1.07	0.41%
As 188.979†	113.9	0.09704	mg/L	0.002666	0.4852 mg/L	0.01333	2.75%
B 249.677†	529.2	0.04889	mg/L	0.000677	0.2444 mg/L	0.00339	1.38%
Ba 233.527†	2009.1	0.1373	mg/L	0.00207	0.6867 mg/L	0.01034	1.51%
Be 313.042†	1366.6	0.00090	mg/L	0.000042	0.00448 mg/L	0.000209	4.66%
Ca 317.933†	280236.0	17.59	mg/L	0.077	87.94 mg/L	0.385	0.44%
Cd 228.802†	54.9	0.00054	mg/L	0.000193	0.00268 mg/L	0.000967	36.10%
Co 228.616†	1590.9	0.04833	mg/L	0.000275	0.2416 mg/L	0.00138	0.57%
Cr 267.716†	2216.7	0.1662	mg/L	0.00198	0.8310 mg/L	0.00990	1.19%
Cu 324.752†	53489.8	0.2254	mg/L	0.00329	1.127 mg/L	0.0165	1.46%
Fe 273.955†	294099.9	161.9	mg/L	1.06	809.4 mg/L	5.29	0.65%
K 766.490†	10108.3	5.001	mg/L	0.0159	25.01 mg/L	0.080	0.32%
Mg 279.077†	38729.1	26.22	mg/L	0.124	131.1 mg/L	0.62	0.47%
Mn 257.610†	115106.2	1.093	mg/L	0.0050	5.466 mg/L	0.0251	0.46%
Mo 202.031†	161.0	0.00941	mg/L	0.000832	0.04707 mg/L	0.004158	8.83%
Na 589.592†	134836.8	9.344	mg/L	0.0281	46.72 mg/L	0.141	0.30%
Na 330.237†	447.3	9.861	mg/L	0.3073	49.31 mg/L	1.537	3.12%
Ni 231.604†	914.1	0.1913	mg/L	0.00247	0.9567 mg/L	0.01237	1.29%
Pb 220.353†	535.4	0.07869	mg/L	0.001476	0.3935 mg/L	0.00738	1.88%
Sb 206.836†	43.6	0.01618	mg/L	0.002406	0.08089 mg/L	0.012031	14.87%
Se 196.026†	-20.1	0.00392	mg/L	0.004559	0.01959 mg/L	0.022794	116.34%
Si 288.158†	1788.8	0.8085	mg/L	0.00621	4.043 mg/L	0.0311	0.77%
Sn 189.927†	32.8	0.00812	mg/L	0.000530	0.04062 mg/L	0.002650	6.52%
Sr 421.552†	128401.5	0.1400	mg/L	0.00055	0.7000 mg/L	0.00274	0.39%
Ti 334.903†	102339.3	2.797	mg/L	0.0102	13.98 mg/L	0.051	0.36%
Tl 190.801†	-16.8	0.01174	mg/L	0.003295	0.05871 mg/L	0.016473	28.06%
V 292.402†	18526.1	0.1614	mg/L	0.00260	0.8071 mg/L	0.01299	1.61%
Zn 206.200†	1553.3	0.2997	mg/L	0.00447	1.499 mg/L	0.0223	1.49%

Sequence No.: 3
Sample ID: PB44R B SWC

Autosampler Location: 306
Date Collected: 6/16/2009 10:18:28 AM
Data Type: Original

Dilution: 2X

Nebulizer Parameters: PB44R B SWC

Analyte Back Pressure Flow
All 221.0 kPa 0.75 L/min

Mean Data: PB44R B SWC

Analyte	Mean Corrected Intensity	Conc.	Calib. Units	Std.Dev.	Sample Conc. Units	Std.Dev.	RSD
ScA 357.253	1999767.9	100.4	%	0.83			0.83%
ScR 361.383	601244.0	100.5	%	1.42			1.41%
Ag 328.068†	-282.9	-0.00125	mg/L	0.000114	-0.00249 mg/L	0.000227	9.12%
Al 308.215†	177557.4	96.43	mg/L	0.484	192.9 mg/L	0.97	0.50%
As 188.979†	155.4	0.08718	mg/L	0.002705	0.1744 mg/L	0.00541	3.10%
B 249.677†	396.8	0.03660	mg/L	0.001018	0.07321 mg/L	0.002036	2.78%
Ba 233.527†	2935.2	0.2062	mg/L	0.00353	0.4123 mg/L	0.00706	1.71%
Be 313.042†	2414.2	0.00153	mg/L	0.000069	0.00306 mg/L	0.000139	4.53%
Ca 317.933†	1262118.0	79.21	mg/L	0.586	158.4 mg/L	1.17	0.74%
Cd 228.802†	10.6	-0.00138	mg/L	0.000435	-0.00276 mg/L	0.000870	31.47%
Co 228.616†	2018.0	0.05750	mg/L	0.000456	0.1150 mg/L	0.00091	0.79%
Cr 267.716†	3542.7	0.2580	mg/L	0.00429	0.5161 mg/L	0.00858	1.66%
Cu 324.752†	33923.6	0.1448	mg/L	0.00112	0.2896 mg/L	0.00223	0.77%
Fe 273.955†	263086.2	144.8	mg/L	0.68	289.6 mg/L	1.36	0.47%
K 766.490†	14920.3	7.382	mg/L	0.0310	14.76 mg/L	0.062	0.42%
Mg 279.077†	86854.9	58.88	mg/L	0.384	117.8 mg/L	0.77	0.65%
Mn 257.610†	197323.8	1.874	mg/L	0.0118	3.748 mg/L	0.0236	0.63%
Mo 202.031†	78.6	0.00383	mg/L	0.000332	0.00767 mg/L	0.000663	8.65%
Na 589.592†	209274.0	14.50	mg/L	0.047	29.01 mg/L	0.093	0.32%
Na 330.237†	743.4	16.05	mg/L	0.444	32.11 mg/L	0.889	2.77%
Ni 231.604†	1194.5	0.2500	mg/L	0.00484	0.5000 mg/L	0.00968	1.94%
Pb 220.353†	207.4	0.04127	mg/L	0.000870	0.08254 mg/L	0.001741	2.11%
Sb 206.836†	66.7	0.02469	mg/L	0.005372	0.04937 mg/L	0.010743	21.76%
Se 196.026†	-13.0	0.00550	mg/L	0.001102	0.01100 mg/L	0.002205	20.04%
Si 288.158†	3121.7	1.411	mg/L	0.0166	2.822 mg/L	0.0332	1.18%
Sn 189.927†	-18.0	0.00098	mg/L	0.000683	0.00195 mg/L	0.001367	70.08%
Sr 421.552†	594609.9	0.6483	mg/L	0.00332	1.297 mg/L	0.0066	0.51%
Ti 334.903†	204134.7	5.569	mg/L	0.0553	11.14 mg/L	0.111	0.99%
Tl 190.801†	20.5	0.02572	mg/L	0.003583	0.05144 mg/L	0.007167	13.93%
V 292.402†	34526.8	0.3076	mg/L	0.00279	0.6153 mg/L	0.00558	0.91%
Zn 206.200†	1806.9	0.3479	mg/L	0.00627	0.6958 mg/L	0.01254	1.80%

Sequence No.: 4
Sample ID: PB44R C SWC

Autosampler Location: 307
Date Collected: 6/16/2009 10:22:00 AM
Data Type: Original

Dilution: 2X

Nebulizer Parameters: PB44R C SWC

Analyte Back Pressure Flow
All 221.0 kPa 0.75 L/min

Mean Data: PB44R C SWC

Analyte	Mean Corrected Intensity	Conc.	Calib. Units	Std.Dev.	Conc. Units	Sample Std.Dev.	RSD
ScA 357.253	1992638.9	100.0	%	0.21			0.21%
ScR 361.383	611829.1	102.3	%	1.30			1.27%
Ag 328.068†	-231.2	-0.00100	mg/L	0.000117	-0.00200	0.000235	11.74%
Al 308.215†	206681.6	112.2	mg/L	0.57	224.5	1.15	0.51%
As 188.979†	140.2	0.09981	mg/L	0.008096	0.1996	0.01619	8.11%
B 249.677†	561.7	0.05185	mg/L	0.000371	0.1037	0.00074	0.72%
Ba 233.527†	3505.3	0.2466	mg/L	0.00187	0.4931	0.00375	0.76%
Be 313.042†	2892.0	0.00187	mg/L	0.000040	0.00374	0.000081	2.15%
Ca 317.933†	642558.4	40.33	mg/L	0.216	80.65	0.432	0.54%
Cd 228.802†	34.5	-0.00047	mg/L	0.000201	-0.00093	0.000403	43.25%
Co 228.616†	2208.8	0.06279	mg/L	0.000381	0.1256	0.00076	0.61%
Cr 267.716†	3433.2	0.2511	mg/L	0.00220	0.5022	0.00440	0.88%
Cu 324.752†	48555.3	0.2045	mg/L	0.000087	0.4090	0.00173	0.42%
Fe 273.955†	292853.5	161.2	mg/L	1.24	322.4	2.47	0.77%
K 766.490†	19045.0	9.423	mg/L	0.0616	18.85	0.123	0.65%
Mg 279.077†	91107.5	61.76	mg/L	0.375	123.5	0.75	0.61%
Mn 257.610†	213933.3	2.032	mg/L	0.0139	4.063	0.0278	0.68%
Mo 202.031†	84.9	0.00463	mg/L	0.000156	0.00926	0.000313	3.38%
Na 589.592†	264585.8	18.34	mg/L	0.086	36.67	0.172	0.47%
Na 330.237†	875.1	19.43	mg/L	0.249	38.87	0.497	1.28%
Ni 231.604†	1300.8	0.2723	mg/L	0.00504	0.5445	0.01007	1.85%
Pb 220.353†	358.4	0.06453	mg/L	0.001176	0.1291	0.00235	1.82%
Sb 206.836†	58.2	0.02156	mg/L	0.004689	0.04312	0.009378	21.75%
Se 196.026†	-26.2	-0.00243	mg/L	0.005837	-0.00485	0.011674	240.60%
Si 288.158†	5152.6	2.329	mg/L	0.0170	4.657	0.0340	0.73%
Sn 189.927†	-9.2	0.00194	mg/L	0.001551	0.00387	0.003101	80.10%
Sr 421.552†	248325.8	0.2707	mg/L	0.00142	0.5415	0.00284	0.53%
Ti 334.903†	226176.1	6.181	mg/L	0.0348	12.36	0.070	0.56%
Tl 190.801†	-3.3	0.01691	mg/L	0.005193	0.03381	0.010387	30.72%
V 292.402†	40040.9	0.3570	mg/L	0.00117	0.7140	0.00233	0.33%
Zn 206.200†	2245.1	0.4330	mg/L	0.00404	0.8660	0.00809	0.93%

Sequence No.: 5
Sample ID: PB44R D SWC

Autosampler Location: 308
Date Collected: 6/16/2009 10:25:30 AM
Data Type: Original

Dilution: 2X

Nebulizer Parameters: PB44R D SWC

Analyte Back Pressure Flow
All 222.0 kPa 0.75 L/min

Mean Data: PB44R D SWC

Analyte	Mean Corrected Intensity	Conc.	Calib. Units	Std.Dev.	Conc. Units	Sample Std.Dev.	RSD
ScA 357.253	2010272.8	100.9	%	0.21			0.21%
ScR 361.383	612386.6	102.4	%	0.85			0.83%
Ag 328.068†	-115.0	-0.00048	mg/L	0.000117	-0.00096	0.000233	24.23%
Al 308.215†	182599.7	99.17	mg/L	0.166	198.3	0.33	0.17%
As 188.979†	135.6	0.09812	mg/L	0.008282	0.1962	0.01656	8.44%
B 249.677†	387.8	0.03576	mg/L	0.001310	0.07152	0.002620	3.66%
Ba 233.527†	3885.0	0.2737	mg/L	0.00110	0.5475	0.00220	0.40%
Be 313.042†	2811.5	0.00181	mg/L	0.000014	0.00361	0.000029	0.80%
Ca 317.933†	561209.1	35.22	mg/L	0.080	70.44	0.160	0.23%
Cd 228.802†	55.9	0.00050	mg/L	0.000150	0.00101	0.000300	29.83%
Co 228.616†	2257.0	0.06484	mg/L	0.000234	0.1297	0.00047	0.36%
Cr 267.716†	3019.4	0.2218	mg/L	0.00118	0.4437	0.00237	0.53%
Cu 324.752†	91765.6	0.3787	mg/L	0.00279	0.7573	0.00558	0.74%
Fe 273.955†	309112.3	170.1	mg/L	0.47	340.3	0.95	0.28%
K 766.490†	16921.8	8.372	mg/L	0.0118	16.74	0.024	0.14%
Mg 279.077†	76351.8	51.74	mg/L	0.064	103.5	0.13	0.12%
Mn 257.610†	676071.9	6.424	mg/L	0.0075	12.85	0.015	0.12%
Mo 202.031†	173.5	0.00997	mg/L	0.000439	0.01994	0.000878	4.40%
Na 589.592†	107242.7	7.432	mg/L	0.0211	14.86	0.042	0.28%
Na 330.237†	356.3	8.137	mg/L	0.0300	16.27	0.060	0.37%
Ni 231.604†	1307.6	0.2737	mg/L	0.00163	0.5474	0.00327	0.60%
Pb 220.353†	619.1	0.09987	mg/L	0.000333	0.1997	0.00067	0.33%
Sb 206.836†	60.4	0.02290	mg/L	0.002513	0.04579	0.005027	10.98%
Se 196.026†	-22.7	0.00183	mg/L	0.008034	0.00367	0.016067	438.11%
Si 288.158†	2165.7	0.9789	mg/L	0.00434	1.958	0.0087	0.44%
Sn 189.927†	1.0	0.00370	mg/L	0.000359	0.00740	0.000717	9.69%
Sr 421.552†	194790.4	0.2124	mg/L	0.00060	0.4248	0.00120	0.28%
Ti 334.903†	217905.9	5.956	mg/L	0.0151	11.91	0.030	0.25%
Tl 190.801†	-2.8	0.01906	mg/L	0.003216	0.03813	0.006432	16.87%
V 292.402†	39338.0	0.3508	mg/L	0.00222	0.7015	0.00444	0.63%
Zn 206.200†	4118.1	0.7947	mg/L	0.00514	1.589	0.0103	0.65%

Sequence No.: 6
 Sample ID: PB44R E SWC

Autosampler Location: 309
 Date Collected: 6/16/2009 10:29:00 AM
 Data Type: Original

Dilution: 2X

Nebulizer Parameters: PB44R E SWC

Analyte Back Pressure Flow
 All 221.0 kPa 0.75 L/min

Mean Data: PB44R E SWC

Analyte	Mean Corrected Intensity	Conc. Units	Calib. Units	Std.Dev.	Sample Conc. Units	Std.Dev.	RSD
ScA 357.253	2031644.0	102.0 %	%	0.09			0.09%
ScR 361.383	625051.6	104.5 %	%	1.29			1.23%
Ag 328.068†	-132.8	-0.00056 mg/L	mg/L	0.000176	-0.00113 mg/L	0.000351	31.12%
Al 308.215†	199369.8	108.3 mg/L	mg/L	0.24	216.6 mg/L	0.48	0.22%
As 188.979†	128.3	0.09692 mg/L	mg/L	0.005973	0.1938 mg/L	0.01195	6.16%
B 249.677†	700.0	0.06466 mg/L	mg/L	0.000972	0.1293 mg/L	0.00194	1.50%
Ba 233.527†	3931.3	0.2785 mg/L	mg/L	0.00213	0.5570 mg/L	0.00427	0.77%
Be 313.042†	2680.2	0.00178 mg/L	mg/L	0.000062	0.00357 mg/L	0.000123	3.46%
Ca 317.933†	480558.5	30.16 mg/L	mg/L	0.149	60.32 mg/L	0.297	0.49%
Cd 228.802†	44.3	0.00016 mg/L	mg/L	0.000030	0.00031 mg/L	0.000060	19.16%
Co 228.616†	2030.2	0.05820 mg/L	mg/L	0.000133	0.1164 mg/L	0.00027	0.23%
Cr 267.716†	3541.5	0.2587 mg/L	mg/L	0.00179	0.5173 mg/L	0.00359	0.69%
Cu 324.752†	72067.3	0.2980 mg/L	mg/L	0.00095	0.5960 mg/L	0.00191	0.32%
Fe 273.955†	265208.0	146.0 mg/L	mg/L	0.70	292.0 mg/L	1.41	0.48%
K 766.490†	20799.9	10.29 mg/L	mg/L	0.034	20.58 mg/L	0.069	0.33%
Mg 279.077†	77160.4	52.30 mg/L	mg/L	0.167	104.6 mg/L	0.33	0.32%
Mn 257.610†	189829.5	1.803 mg/L	mg/L	0.0048	3.606 mg/L	0.0096	0.27%
Mo 202.031†	82.4	0.00459 mg/L	mg/L	0.000288	0.00918 mg/L	0.000576	6.27%
Na 589.592†	244055.2	16.91 mg/L	mg/L	0.081	33.83 mg/L	0.162	0.48%
Na 330.237†	794.1	17.64 mg/L	mg/L	0.199	35.27 mg/L	0.399	1.13%
Ni 231.604†	1121.2	0.2347 mg/L	mg/L	0.00347	0.4693 mg/L	0.00695	1.48%
Pb 220.353†	314.9	0.05803 mg/L	mg/L	0.000894	0.1161 mg/L	0.00179	1.54%
Sb 206.836†	51.2	0.01848 mg/L	mg/L	0.000518	0.03695 mg/L	0.001036	2.80%
Se 196.026†	-21.9	-0.00068 mg/L	mg/L	0.003558	-0.00135 mg/L	0.007116	525.26%
Si 288.158†	6054.5	2.736 mg/L	mg/L	0.0298	5.473 mg/L	0.0596	1.09%
Sn 189.927†	-5.0	0.00215 mg/L	mg/L	0.000959	0.00431 mg/L	0.001918	44.53%
Sr 421.552†	209474.0	0.2284 mg/L	mg/L	0.00118	0.4568 mg/L	0.00236	0.52%
Ti 334.903†	198319.6	5.421 mg/L	mg/L	0.0244	10.84 mg/L	0.049	0.45%
Tl 190.801†	-3.2	0.01578 mg/L	mg/L	0.000702	0.03156 mg/L	0.001403	4.45%
V 292.402†	35360.4	0.3153 mg/L	mg/L	0.00108	0.6306 mg/L	0.00217	0.34%
Zn 206.200†	2452.1	0.4731 mg/L	mg/L	0.00332	0.9463 mg/L	0.00663	0.70%

Sequence No.: 7
Sample ID: PB44R ADUP SWC

Autosampler Location: 310
Date Collected: 6/16/2009 10:32:30 AM
Data Type: Original

Dilution: 2X

Nebulizer Parameters: PB44R ADUP SWC

Analyte Back Pressure Flow
All 221.0 kPa 0.75 L/min

Mean Data: PB44R ADUP SWC

Analyte	Mean Corrected Intensity	Conc.	Calib. Units	Std.Dev.	Conc. Units	Sample Std.Dev.	RSD
ScA 357.253	2018407.5	101.3	%	0.44			0.43%
ScR 361.383	617206.3	103.2	%	0.48			0.46%
Ag 328.068†	-200.9	-0.00076	mg/L	0.000187	-0.00152	0.000374	24.56%
Al 308.215†	223351.6	121.3	mg/L	0.73	242.6	1.47	0.61%
As 188.979†	138.1	0.08401	mg/L	0.005183	0.1680	0.01037	6.17%
B 249.677†	453.8	0.04185	mg/L	0.001341	0.08369	0.002681	3.20%
Ba 233.527†	3014.9	0.2095	mg/L	0.00135	0.4190	0.00269	0.64%
Be 313.042†	4100.2	0.00183	mg/L	0.000018	0.00366	0.000036	0.98%
Ca 317.933†	893557.5	56.08	mg/L	0.448	112.2	0.90	0.80%
Cd 228.802†	28.9	-0.00081	mg/L	0.000163	-0.00163	0.000327	20.08%
Co 228.616†	2614.4	0.07502	mg/L	0.000627	0.1500	0.00125	0.84%
Cr 267.716†	3019.2	0.2214	mg/L	0.00216	0.4427	0.00432	0.98%
Cu 324.752†	63790.7	0.2667	mg/L	0.00147	0.5335	0.00294	0.55%
Fe 273.955†	327210.4	180.1	mg/L	2.18	360.2	4.37	1.21%
K 766.490†	15099.9	7.471	mg/L	0.0541	14.94	0.108	0.72%
Mg 279.077†	114253.1	77.46	mg/L	0.512	154.9	1.02	0.66%
Mn 257.610†	269000.9	2.555	mg/L	0.0164	5.110	0.0328	0.64%
Mo 202.031†	80.2	0.00418	mg/L	0.000190	0.00836	0.000381	4.56%
Na 589.592†	182412.8	12.64	mg/L	0.065	25.28	0.131	0.52%
Na 330.237†	600.4	13.50	mg/L	0.175	27.00	0.349	1.29%
Ni 231.604†	1399.5	0.2929	mg/L	0.00117	0.5859	0.00234	0.40%
Pb 220.353†	1244.9	0.1976	mg/L	0.00195	0.3952	0.00389	0.98%
Sb 206.836†	64.5	0.02620	mg/L	0.001732	0.05241	0.003465	6.61%
Se 196.026†	-23.4	0.00127	mg/L	0.002441	0.00253	0.004883	192.87%
Si 288.158†	2622.4	1.185	mg/L	0.0086	2.371	0.0171	0.72%
Sn 189.927†	-9.0	0.00271	mg/L	0.000614	0.00543	0.001229	22.64%
Sr 421.552†	216375.1	0.2359	mg/L	0.00136	0.4718	0.00273	0.58%
Ti 334.903†	254275.3	6.947	mg/L	0.0456	13.89	0.091	0.66%
Tl 190.801†	0.4	0.01907	mg/L	0.006053	0.03813	0.012106	31.75%
V 292.402†	85248.6	0.7693	mg/L	0.00180	1.539	0.0036	0.23%
Zn 206.200†	2220.4	0.4280	mg/L	0.00332	0.8561	0.00663	0.77%

33% RSD

96% RSD

45% RSD

Sequence No.: 8
 Sample ID: PB44R A SWC

Autosampler Location: 311
 Date Collected: 6/16/2009 10:36:00 AM
 Data Type: Original

Dilution: 2X

Nebulizer Parameters: PB44R A SWC

Analyte Back Pressure Flow
 All 222.0 kPa 0.75 L/min

Mean Data: PB44R A SWC

Analyte	Mean Corrected Intensity	Conc.	Calib. Units	Std.Dev.	Sample Conc. Units	Std.Dev.	RSD
ScA 357.253	2034227.1	102.1	%	0.80			0.79%
ScR 361.383	613041.8	102.5	%	0.48			0.46%
Ag 328.068†	-87.7	-0.00038	mg/L	0.000048	-0.00075 mg/L	0.000097	12.87%
Al 308.215†	105346.4	57.21	mg/L	0.080	114.4 mg/L	0.16	0.14%
As 188.979†	102.9	0.07833	mg/L	0.005513	0.1567 mg/L	0.01103	7.04%
B 249.677†	228.0	0.02102	mg/L	0.000735	0.04204 mg/L	0.001470	3.50%
Ba 233.527†	1651.6	0.1138	mg/L	0.00038	0.2275 mg/L	0.00077	0.34%
Be 313.042†	1551.9	0.00096	mg/L	0.000013	0.00192 mg/L	0.000026	1.36%
Ca 317.933†	415307.6	26.06	mg/L	0.181	52.13 mg/L	0.363	0.70%
Cd 228.802†	19.3	-0.00057	mg/L	0.000091	-0.00114 mg/L	0.000182	16.03%
Co 228.616†	1303.7	0.03771	mg/L	0.000467	0.07542 mg/L	0.000935	1.24%
Cr 267.716†	2153.8	0.1586	mg/L	0.00030	0.3173 mg/L	0.00060	0.19%
Cu 324.752†	53678.8	0.2228	mg/L	0.00164	0.4457 mg/L	0.00327	0.73%
Fe 273.955†	214415.7	118.0	mg/L	0.23	236.0 mg/L	0.47	0.20%
K 766.490†	7761.5	3.840	mg/L	0.0084	7.680 mg/L	0.0168	0.22%
Mg 279.077†	52525.1	35.60	mg/L	0.114	71.19 mg/L	0.228	0.32%
Mn 257.610†	145825.9	1.385	mg/L	0.0034	2.770 mg/L	0.0068	0.24%
Mo 202.031†	61.1	0.00337	mg/L	0.000102	0.00673 mg/L	0.000205	3.05%
Na 589.592†	96033.8	6.655	mg/L	0.0173	13.31 mg/L	0.035	0.26%
Na 330.237†	332.3	7.402	mg/L	0.0777	14.80 mg/L	0.155	1.05%
Ni 231.604†	1337.8	0.2800	mg/L	0.00124	0.5601 mg/L	0.00248	0.44%
Pb 220.353†	431.3	0.06745	mg/L	0.000755	0.1349 mg/L	0.00151	1.12%
Sb 206.836†	42.3	0.01588	mg/L	0.001777	0.03177 mg/L	0.003553	11.19%
Se 196.026†	-11.9	0.00412	mg/L	0.003648	0.00824 mg/L	0.007296	88.54%
Si 288.158†	1501.1	0.6785	mg/L	0.00575	1.357 mg/L	0.0115	0.85%
Sn 189.927†	5.7	0.00325	mg/L	0.000759	0.00649 mg/L	0.001517	23.38%
Sr 421.552†	118802.8	0.1295	mg/L	0.00027	0.2591 mg/L	0.00055	0.21%
Ti 334.903†	120559.7	3.294	mg/L	0.0297	6.587 mg/L	0.0593	0.90%
Tl 190.801†	0.3	0.01459	mg/L	0.001432	0.02919 mg/L	0.002865	9.81%
V 292.402†	23069.4	0.2048	mg/L	0.00237	0.4095 mg/L	0.00473	1.16%
Zn 206.200†	1398.2	0.2697	mg/L	0.00212	0.5393 mg/L	0.00423	0.79%

Sequence No.: 9
Sample ID: PB44R ASPK SWC

Autosampler Location: 312
Date Collected: 6/16/2009 10:39:30 AM
Data Type: Original

Dilution: 2X

Nebulizer Parameters: PB44R ASPK SWC

Analyte Back Pressure Flow
All 222.0 kPa 0.75 L/min

Mean Data: PB44R ASPK SWC

Analyte	Mean Corrected Intensity	Conc.	Calib. Units	Std.Dev.	Conc. Units	Std.Dev.	RSD
ScA 357.253	1998152.2	100.3	%	0.53			0.53%
ScR 361.383	611123.3	102.2	%	0.40			0.39%
Ag 328.068†	102412.7	0.4753	mg/L	0.00162	0.9505 mg/L	0.00324	0.34%
Al 308.215†	164385.5	89.27	mg/L	0.194	178.5 mg/L	0.39	0.22%
As 188.979†	2011.2	1.996	mg/L	0.0152	3.992 mg/L	0.0303	0.76%
B 249.677†	438.2	0.03965	mg/L	0.001595	0.07930 mg/L	0.003191	4.02%
Ba 233.527†	29442.5	2.140	mg/L	0.0282	4.281 mg/L	0.0564	1.32%
Be 313.042†	454822.6	0.4740	mg/L	0.00190	0.9480 mg/L	0.00381	0.40%
Ca 317.933†	851567.0	53.44	mg/L	0.189	106.9 mg/L	0.38	0.35%
Cd 228.802†	10540.8	0.4985	mg/L	0.00254	0.9970 mg/L	0.00509	0.51%
Co 228.616†	16047.7	0.5296	mg/L	0.00336	1.059 mg/L	0.0067	0.63%
Cr 267.716†	9522.0	0.6862	mg/L	0.00779	1.372 mg/L	0.0156	1.14%
Cu 324.752†	152440.7	0.6203	mg/L	0.00027	1.241 mg/L	0.0005	0.04%
Fe 273.955†	258794.7	142.4	mg/L	0.73	284.9 mg/L	1.46	0.51%
K 766.490†	32602.9	16.13	mg/L	0.048	32.26 mg/L	0.097	0.30%
Mg 279.077†	99962.9	67.77	mg/L	0.093	135.5 mg/L	0.19	0.14%
Mn 257.610†	236238.1	2.244	mg/L	0.0049	4.488 mg/L	0.0097	0.22%
Mo 202.031†	84.3	0.00445	mg/L	0.000251	0.00890 mg/L	0.000501	5.63%
Na 589.592†	334783.1	23.20	mg/L	0.042	46.40 mg/L	0.085	0.18%
Na 330.237†	1135.7	24.60	mg/L	0.472	49.19 mg/L	0.945	1.92%
Ni 231.604†	3504.0	0.7329	mg/L	0.00963	1.466 mg/L	0.0193	1.31%
Pb 220.353†	13088.3	1.964	mg/L	0.0101	3.929 mg/L	0.0203	0.52%
Sb 206.836†	69.6	0.02178	mg/L	0.001587	0.04356 mg/L	0.003173	7.28%
Se 196.026†	2552.6	1.918	mg/L	0.0204	3.836 mg/L	0.0407	1.06%
Si 288.158†	2595.8	1.175	mg/L	0.0421	2.351 mg/L	0.0842	3.58%
Sn 189.927†	-12.1	0.00158	mg/L	0.000127	0.00316 mg/L	0.000253	8.01%
Sr 421.552†	649474.8	0.7081	mg/L	0.00216	1.416 mg/L	0.0043	0.31%
Ti 334.903†	208694.7	5.700	mg/L	0.0084	11.40 mg/L	0.017	0.15%
Tl 190.801†	3080.1	1.870	mg/L	0.0112	3.740 mg/L	0.0223	0.60%
V 292.402†	85550.5	0.7763	mg/L	0.00372	1.553 mg/L	0.0074	0.48%
Zn 206.200†	4562.3	0.8806	mg/L	0.01156	1.761 mg/L	0.0231	1.31%

Sequence No.: 10
Sample ID: PB44R MB1SPK SWC

Autosampler Location: 313
Date Collected: 6/16/2009 10:42:03 AM
Data Type: Original

Dilution: 2X

Nebulizer Parameters: PB44R MB1SPK SWC

Analyte Back Pressure Flow
All 222.0 kPa 0.75 L/min

Mean Data: PB44R MB1SPK SWC

Analyte	Mean Corrected Intensity	Conc.	Calib. Units	Std.Dev.	Sample Conc. Units	Std.Dev.	RSD
ScA 357.253	2010496.3	100.9	%	0.28			0.28%
ScR 361.383	619693.5	103.6	%	0.45			0.44%
Ag 328.068†	102086.3	0.4737	mg/L	0.00133	0.9474 mg/L	0.00266	0.28%
Al 308.215†	3506.5	1.897	mg/L	0.0048	3.795 mg/L	0.0096	0.25%
As 188.979†	1851.8	1.879	mg/L	0.0107	3.758 mg/L	0.0214	0.57%
B 249.677†	12.8	0.00041	mg/L	0.000286	0.00082 mg/L	0.000572	70.14%
Ba 233.527†	25307.6	1.847	mg/L	0.0033	3.693 mg/L	0.0067	0.18%
Be 313.042†	439614.0	0.4592	mg/L	0.00095	0.9183 mg/L	0.00190	0.21%
Ca 317.933†	144077.7	9.042	mg/L	0.0114	18.08 mg/L	0.023	0.13%
Cd 228.802†	9923.7	0.4704	mg/L	0.00242	0.9409 mg/L	0.00483	0.51%
Co 228.616†	13912.6	0.4684	mg/L	0.00046	0.9369 mg/L	0.00092	0.10%
Cr 267.716†	6476.6	0.4638	mg/L	0.00058	0.9276 mg/L	0.00115	0.12%
Cu 324.752†	112785.3	0.4528	mg/L	0.00115	0.9056 mg/L	0.00229	0.25%
Fe 273.955†	3279.9	1.799	mg/L	0.0047	3.597 mg/L	0.0094	0.26%
K 766.490†	17834.5	8.824	mg/L	0.0243	17.65 mg/L	0.049	0.28%
Mg 279.077†	13765.9	9.340	mg/L	0.0343	18.68 mg/L	0.069	0.37%
Mn 257.610†	46624.5	0.4434	mg/L	0.00235	0.8868 mg/L	0.00469	0.53%
Mo 202.031†	16.7	0.00090	mg/L	0.000407	0.00180 mg/L	0.000814	45.23%
Na 589.592†	129716.7	8.989	mg/L	0.0186	17.98 mg/L	0.037	0.21%
Na 330.237†	463.6	9.670	mg/L	0.1647	19.34 mg/L	0.329	1.70%
Ni 231.604†	2170.6	0.4538	mg/L	0.00351	0.9077 mg/L	0.00703	0.77%
Pb 220.353†	12422.7	1.857	mg/L	0.0015	3.714 mg/L	0.0030	0.08%
Sb 206.836†	18.5	0.00280	mg/L	0.002243	0.00560 mg/L	0.004486	80.11%
Se 196.026†	2505.2	1.868	mg/L	0.0058	3.736 mg/L	0.0115	0.31%
Si 288.158†	206.8	0.09550	mg/L	0.002671	0.1910 mg/L	0.00534	2.80%
Sn 189.927†	1.1	0.00053	mg/L	0.000512	0.00106 mg/L	0.001024	96.88%
Sr 421.552†	406823.5	0.4436	mg/L	0.00153	0.8871 mg/L	0.00305	0.34%
Ti 334.903†	259.1	0.00508	mg/L	0.000252	0.01015 mg/L	0.000504	4.97%
Tl 190.801†	3028.2	1.823	mg/L	0.0083	3.646 mg/L	0.0166	0.46%
V 292.402†	48826.1	0.4485	mg/L	0.00137	0.8971 mg/L	0.00274	0.31%
Zn 206.200†	2403.1	0.4643	mg/L	0.00273	0.9285 mg/L	0.00547	0.59%

Sequence No.: 11
 Sample ID: CV 2

Autosampler Location: 7
 Date Collected: 6/16/2009 10:45:32 AM
 Data Type: Original

Dilution: 1X

Nebulizer Parameters: CV

Analyte Back Pressure Flow
 All 222.0 kPa 0.75 L/min

Mean Data: CV

Analyte	Mean Corrected Intensity	Conc.	Calib. Units	Std.Dev.	Sample Conc.	Units	Std.Dev.	RSD
ScA 357.253	2016853.6	101.2	%	0.10				0.10%
ScR 361.383	592138.4	98.98	%	0.558				0.56%
Ag 328.068†	209513.1	0.9721	mg/L	0.00038	0.9721	mg/L	0.00038	0.04%
Al 308.215†	3737.9	1.998	mg/L	0.0233	1.998	mg/L	0.0233	1.17%
As 188.979†	1970.5	2.003	mg/L	0.0022	2.003	mg/L	0.0022	0.11%
B 249.677†	10853.8	1.003	mg/L	0.0050	1.003	mg/L	0.0050	0.50%
Ba 233.527†	14000.5	1.021	mg/L	0.0051	1.021	mg/L	0.0051	0.49%
Be 313.042†	964827.8	1.008	mg/L	0.0030	1.008	mg/L	0.0030	0.30%
Ca 317.933†	33510.6	2.103	mg/L	0.0175	2.103	mg/L	0.0175	0.83%
Cd 228.802†	21598.7	1.040	mg/L	0.0017	1.040	mg/L	0.0017	0.16%
Co 228.616†	30301.3	1.019	mg/L	0.0019	1.019	mg/L	0.0019	0.19%
Cr 267.716†	14204.4	1.018	mg/L	0.0090	1.018	mg/L	0.0090	0.88%
Cu 324.752†	246638.5	0.9896	mg/L	0.00135	0.9896	mg/L	0.00135	0.14%
Fe 273.955†	3688.6	2.015	mg/L	0.0165	2.015	mg/L	0.0165	0.82%
K 766.490†	39294.4	19.44	mg/L	0.084	19.44	mg/L	0.084	0.43%
Mg 279.077†	3023.2	2.056	mg/L	0.0185	2.056	mg/L	0.0185	0.90%
Mn 257.610†	103721.2	0.9861	mg/L	0.00131	0.9861	mg/L	0.00131	0.13%
Mo 202.031†	16403.6	0.9787	mg/L	0.00327	0.9787	mg/L	0.00327	0.33%
Na 589.592†	717580.3	49.73	mg/L	0.086	49.73	mg/L	0.086	0.17%
Na 330.237†	2409.8	51.57	mg/L	0.450	51.57	mg/L	0.450	0.87%
Ni 231.604†	4787.1	1.003	mg/L	0.0118	1.003	mg/L	0.0118	1.18%
Pb 220.353†	13487.0	2.017	mg/L	0.0054	2.017	mg/L	0.0054	0.27%
Sb 206.836†	4895.6	1.983	mg/L	0.0032	1.983	mg/L	0.0032	0.16%
Se 196.026†	2665.7	1.988	mg/L	0.0076	1.988	mg/L	0.0076	0.38%
Si 288.158†	4586.6	2.079	mg/L	0.0120	2.079	mg/L	0.0120	0.58%
Sn 189.927†	5055.8	0.9967	mg/L	0.00083	0.9967	mg/L	0.00083	0.08%
Sr 421.552†	960742.7	1.047	mg/L	0.0026	1.047	mg/L	0.0026	0.25%
Ti 334.903†	36498.5	0.9958	mg/L	0.00454	0.9958	mg/L	0.00454	0.46%
Tl 190.801†	3331.8	2.004	mg/L	0.0035	2.004	mg/L	0.0035	0.17%
V 292.402†	108120.9	0.9933	mg/L	0.00113	0.9933	mg/L	0.00113	0.11%
Zn 206.200†	5383.2	1.040	mg/L	0.0111	1.040	mg/L	0.0111	1.07%

Sequence No.: 12
Sample ID: CB ✓

Autosampler Location: 1
Date Collected: 6/16/2009 10:48:05 AM
Data Type: Original

Dilution: 1X

Nebulizer Parameters: CB

Analyte Back Pressure Flow
All 222.0 kPa 0.75 L/min

Mean Data: CB

Analyte	Mean Corrected Intensity	Conc.	Calib. Units	Std.Dev.	Sample Conc. Units	Std.Dev.	RSD
ScA 357.253	2000277.8	100.4	%	0.08			0.08%
ScR 361.383	602307.7	100.7	%	0.92			0.91%
Ag 328.068†	69.9	0.00032	mg/L	0.000465	0.00032 mg/L	0.000465	143.44%
Al 308.215†	11.5	0.00623	mg/L	0.004227	0.00623 mg/L	0.004227	67.83%
As 188.979†	1.4	0.00144	mg/L	0.004595	0.00144 mg/L	0.004595	320.11%
B 249.677†	21.4	0.00198	mg/L	0.000889	0.00198 mg/L	0.000889	44.89%
Ba 233.527†	10.3	0.00075	mg/L	0.000210	0.00075 mg/L	0.000210	28.02%
Be 313.042†	129.5	0.00013	mg/L	0.000044	0.00013 mg/L	0.000044	32.75%
Ca 317.933†	54.2	0.00340	mg/L	0.000607	0.00340 mg/L	0.000607	17.86%
Cd 228.802†	6.3	0.00030	mg/L	0.000391	0.00030 mg/L	0.000391	130.66%
Co 228.616†	14.9	0.00050	mg/L	0.000377	0.00050 mg/L	0.000377	74.84%
Cr 267.716†	-9.5	-0.00068	mg/L	0.000430	-0.00068 mg/L	0.000430	63.10%
Cu 324.752†	135.7	0.00055	mg/L	0.000204	0.00055 mg/L	0.000204	37.34%
Fe 273.955†	7.6	0.00420	mg/L	0.002892	0.00420 mg/L	0.002892	68.91%
K 766.490†	-20.9	-0.01032	mg/L	0.011007	-0.01032 mg/L	0.011007	106.70%
Mg 279.077†	-1.2	-0.00080	mg/L	0.004476	-0.00080 mg/L	0.004476	558.74%
Mn 257.610†	21.5	0.00020	mg/L	0.000037	0.00020 mg/L	0.000037	18.31%
Mo 202.031†	5.5	0.00033	mg/L	0.000173	0.00033 mg/L	0.000173	53.06%
Na 589.592†	139.9	0.00969	mg/L	0.001538	0.00969 mg/L	0.001538	15.87%
Na 330.237†	10.9	0.2355	mg/L	0.22409	0.2355 mg/L	0.22409	95.17%
Ni 231.604†	1.8	0.00038	mg/L	0.001201	0.00038 mg/L	0.001201	313.48%
Pb 220.353†	-5.4	-0.00081	mg/L	0.000544	-0.00081 mg/L	0.000544	67.43%
Sb 206.836†	7.5	0.00308	mg/L	0.002227	0.00308 mg/L	0.002227	72.40%
Se 196.026†	4.3	0.00321	mg/L	0.004163	0.00321 mg/L	0.004163	129.50%
Si 288.158†	0.6	0.00027	mg/L	0.002007	0.00027 mg/L	0.002007	741.57%
Sn 189.927†	3.6	0.00072	mg/L	0.000829	0.00072 mg/L	0.000829	115.27%
Sr 421.552†	51.4	0.00006	mg/L	0.000007	0.00006 mg/L	0.000007	12.17%
Ti 334.903†	-22.2	-0.00061	mg/L	0.000388	-0.00061 mg/L	0.000388	63.53%
Tl 190.801†	4.3	0.00261	mg/L	0.001525	0.00261 mg/L	0.001525	58.52%
V 292.402†	43.0	0.00039	mg/L	0.000404	0.00039 mg/L	0.000404	103.40%
Zn 206.200†	-3.7	-0.00071	mg/L	0.000149	-0.00071 mg/L	0.000149	21.06%

Mercury Analysis Log

Analyst: MH
 Instrument: CETAC

Date: 6-12-09
 Page: 1 of 4

ARI Sample ID	Prep Code	Dilution	QC Data (ppb)	Comments
STD 0.0	SMM	1x		
" 0.1				
" 0.5				
" 1.0				
" 2.0				
" 5.0				
" 10.0				
ICV			8.03	%R = 100. Begin CLP ✓
ICB			-0.02	✓
CCV1			4.01	%R = 100 ✓
CCB1			-0.01	✓
CRA			0.09	✓
PB63 MBI			-0.02	✓
" MBISPK			2.13	%R = 107 ✓
" A			0.27	
" ADUP			0.39	RPD = 36.4 High X
" ASPK			1.32 1.32	%R = 105 ✓
" B			MH 6-12-09	
" C				
" D				
" E				
CCV2			4.03	%R = 101 ✓
CCB2			-0.01	✓
PB63 F				
" G				
" H				
" I				
CCV3			4.08	%R = 102 ✓
CCB3			-0.02	✓
PB44 MBI			-0.01	✓

Delete Confirmed

Chemical/Reagent ID:
 10% SnCl₂: MP1695
 Standard ID:
 Standard: 2616-1

14% NH₂OH/NaCl: MP1672
 ICV/CCV: 48-6

-All corrections by MH

6/12/09

Mercury Analysis Log

Analyst: MH

Date: 6-12-09

Instrument: CETAC

Page: 2 of 4

ARI Sample ID	Prep Code	Dilution	QC Data (ppb)	Comments
PB44 MBSPK	SMM	1x	1.96	%R=98 ✓
" A			0.16	
" ADUP			0.05	No RPD-Undetected ✓
" ASPK			1.16	%R=116 ✓
" B				
" C				
" D				
" E				
" F				
CCV4			4.14	%R=104 ✓
CCB4			-0.01	✓
PB44 G				
" H				
" I				
" J				
" K				
" L				
" M				
" N				
" O				
PB63 A			0.27	
CCV5		4.22	4.22	%R=106 ✓
CCB5		0.01	-0.01	✓
PB63 ADUP			0.35	✓
" ASPK			1.28	%R=101 ✓
CCV6			4.14	%R=104 ✓
CCB6			-0.01	End CLP ✓
PB96 MB			-0.00	✓
" MBSRK			2.04	%R=102 ✓
" A	↓	↓		

Chemical/Reagent ID:
10% SnCl₂: MP1695

14% NH₂OH/NaCl: MP1672

Standard ID:
Standard: 2616-1

ICV/CCV: 48-6

Metals Data Review Checklist

Method: ICP ICP-MS GFA CVA

Analysis Date: 6-12-09

	Analyst	Peer	Comment
Logbook:	MH 6-12	BW 6-12	
Analyst, Date, Method info	✓	✓	
Sample ID's	✓	✓	
Standard/QC solution ID's recorded	✓	✓	
Prep codes	✓	✓	
Dilution factors	✓	✓	
Crossouts/Corrections/Deletions	✓	✓	
Calibration:			
Blank & Standard intensities	✓	/	
Standard deviations	✓	/	
Curve fit	✓	/	
Calibration Verification:			
ICV/CCV	✓	/	
ICB/CCB	✓	/	
Samples:			
RSD's & SD's	✓	/	
Internal Standards	—	—	
Carry-over	—	—	
Method QC:			
CRI/CRA	✓	/	
ICSA/ICSAB	—	—	
Post Spikes/Serial Dilutions	—	—	
Analytic Spikes	—	—	
Matrix QC:			
SRM/LCS	✓	✓	
Matrix Spikes	✓	/	
Matrix Duplicates	✓	/	
Method Blanks	✓	/	
Data Distribution:			
Requested elements/isotope identified	✓	/	
Correct samples identified for distribution	✓	/	
Raw data match distributed data	✓	/	
Data filename correct	✓	/	
Necessary Analysts Notes and CAF's	✓	/	PB98

Analyst
 Date Started Friday, June 12, 2009, 10:15:41
 Worksheet ARI 10ppb CALIB
 Comment

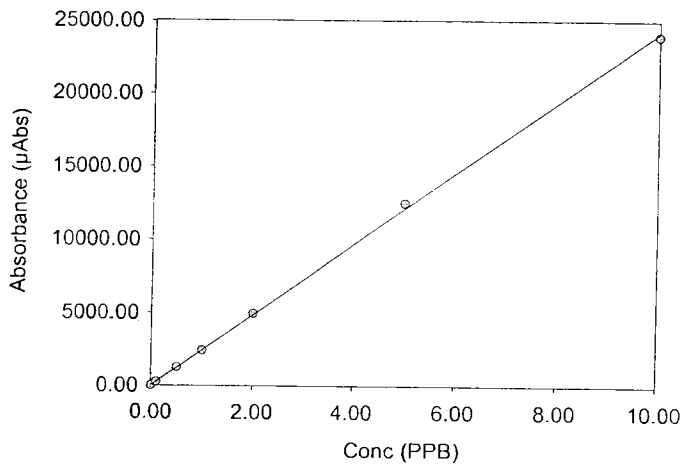
*Low
6.12*

Sample ID	Analysis Time	Conc (PPB)	%RSD	Avg. μ Abs	Dilution	Flags
Std Tube 6	12-Jun-2009, 10:15	10.00	0.03	23700.00	1.00	

Information about this calibration could not be retrieved from the Master File.

Sample ID	Analysis Time	Conc (PPB)	%RSD	Avg. μ Abs	Dilution	Flags
Calibration Zero	12-Jun-2009, 10:17	0.00	25.80	3.47	1.00	
Standard #1	12-Jun-2009, 10:19	0.10	0.80	254.00	1.00	
Standard #2	12-Jun-2009, 10:21	0.50	0.24	1250.00	1.00	
Standard #3	12-Jun-2009, 10:22	1.00	0.12	2440.00	1.00	
Standard #4	12-Jun-2009, 10:24	2.00	0.04	4960.00	1.00	
Standard #5	12-Jun-2009, 10:26	5.00	0.14	12500.00	1.00	
Standard #6	12-Jun-2009, 10:27	10.00	0.05	24000.00	1.00	

Calibration Data



Int. 0.000
 Slope 2421.983
 Correlation 0.99977

Sample ID	Analysis Time	Conc (PPB)	%RSD	Avg. μ Abs	Dilution	Flags
ICV	12-Jun-2009, 10:46	8.03	0.02	19500.00	1.00	<i>Begin CLP</i>
ICB	12-Jun-2009, 10:48	-0.02	4.10	-44.30	1.00	

Sample ID	Analysis Time	Conc (PPB)	%RSD	Avg. μ Abs	Dilution	Flags
QC Standard	12-Jun-2009, 10:49	4.01	0.05	9710.00	1.00	

Sample ID	Analysis Time	Conc (PPB)	%RSD	Avg. μ Abs	Dilution	Flags
QC Blank	12-Jun-2009, 10:51	-0.01	22.80	-15.60	1.00	

Sample ID	Analysis Time	Conc (PPB)	%RSD	Avg. μ Abs	Dilution	Flags
CRA	12-Jun-2009, 10:53	0.09	1.04	222.00	1.00	<i>X High RPD</i>
PB63 MB1 SMM	12-Jun-2009, 10:54	-0.02	8.40	-38.20	1.00	
PB63 MB1SPK SMM	12-Jun-2009, 10:56	2.13	0.09	5170.00	1.00	
PB63 A SMM	12-Jun-2009, 10:58	0.27	0.24	652.00	1.00	
PB63 ADUP SMM	12-Jun-2009, 10:59	0.39	0.60	948.00	1.00	
PB63 ASPK SMM	12-Jun-2009, 11:01	1.32	0.15	3200.00	1.00	
PB63 B SMM	12-Jun-2009, 11:02	0.23	0.37	561.00	1.00	
PB63 C SMM	12-Jun-2009, 11:04	0.27	0.19	652.00	1.00	
PB63 D SMM	12-Jun-2009, 11:06	0.06	1.03	146.00	1.00	
PB63 E SMM	12-Jun-2009, 11:07	0.19	0.88	456.00	1.00	

Sample ID	Analysis Time	Conc (PPB)	%RSD	Avg. μ Abs	Dilution	Flags
QC Standard	12-Jun-2009, 11:09	4.03	0.49	9750.00	1.00	

Analyst
 Date Started Friday, June 12, 2009, 11:11:06
 Worksheet ARI 10ppb CALIB
 Comment

Sample ID	Analysis Time	Conc (PPB)	%RSD	Avg. µAbs	Dilution	Flags
QC Blank	12-Jun-2009, 11:11	-0.01	4.28	-29.60	1.00	
Sample ID	Analysis Time	Conc (PPB)	%RSD	Avg. µAbs	Dilution	Flags
PB63 F SMM	12-Jun-2009, 11:12	0.18	0.28	425.00	1.00	
PB63 G SMM	12-Jun-2009, 11:14	0.04	1.72	99.00	1.00	
PB63 H SMM	12-Jun-2009, 11:15	0.25	0.24	596.00	1.00	
PB63 I SMM	12-Jun-2009, 11:17	0.33	0.23	810.00	1.00	
Sample ID	Analysis Time	Conc (PPB)	%RSD	Avg. µAbs	Dilution	Flags
QC Standard	12-Jun-2009, 11:19	4.08	0.52	9890.00	1.00	
Sample ID	Analysis Time	Conc (PPB)	%RSD	Avg. µAbs	Dilution	Flags
QC Blank	12-Jun-2009, 11:20	-0.02	8.05	-37.40	1.00	
Sample ID	Analysis Time	Conc (PPB)	%RSD	Avg. µAbs	Dilution	Flags
PB44 MB1 SMM	12-Jun-2009, 11:22	-0.01	18.80	-13.10	1.00	
PB44 MB1SPK SMM	12-Jun-2009, 11:24	1.96	0.03	4740.00	1.00	
PB44 A SMM	12-Jun-2009, 11:26	0.10	0.57	230.00	1.00	
PB44 ADUP SMM	12-Jun-2009, 11:27	0.05	3.12	132.00	1.00	
PB44 ASPK SMM	12-Jun-2009, 11:29	1.16	0.17	2800.00	1.00	
PB44 B SMM	12-Jun-2009, 11:30	0.06	1.07	153.00	1.00	
PB44 C SMM	12-Jun-2009, 11:32	0.14	0.48	328.00	1.00	
PB44 D SMM	12-Jun-2009, 11:34	0.26	0.32	625.00	1.00	
PB44 E SMM	12-Jun-2009, 11:35	0.19	1.04	450.00	1.00	
PB44 F SMM	12-Jun-2009, 11:37	0.22	0.48	532.00	1.00	
Sample ID	Analysis Time	Conc (PPB)	%RSD	Avg. µAbs	Dilution	Flags
QC Standard	12-Jun-2009, 11:38	4.14	0.13	10000.00	1.00	
Sample ID	Analysis Time	Conc (PPB)	%RSD	Avg. µAbs	Dilution	Flags
QC Blank	12-Jun-2009, 11:40	-0.01	14.20	-13.30	1.00	
Sample ID	Analysis Time	Conc (PPB)	%RSD	Avg. µAbs	Dilution	Flags
PB44 G SMM	12-Jun-2009, 11:42	0.06	1.93	148.00	1.00	
PB44 H SMM	12-Jun-2009, 11:43	0.08	1.61	195.00	1.00	
PB44 I SMM	12-Jun-2009, 11:45	0.10	1.35	242.00	1.00	
PB44 J SMM	12-Jun-2009, 11:47	0.17	1.18	409.00	1.00	
PB44 K SMM	12-Jun-2009, 11:48	0.26	0.30	636.00	1.00	
PB44 L SMM	12-Jun-2009, 11:50	0.23	0.42	562.00	1.00	
PB44 M SMM	12-Jun-2009, 11:51	0.24	0.17	584.00	1.00	
PB44 N SMM	12-Jun-2009, 11:53	0.24	0.34	583.00	1.00	
PB44 O SMM	12-Jun-2009, 11:55	0.24	0.44	576.00	1.00	
PB63 A SMM	12-Jun-2009, 11:56	0.27	0.37	652.00	1.00	
Sample ID	Analysis Time	Conc (PPB)	%RSD	Avg. µAbs	Dilution	Flags
QC Standard	12-Jun-2009, 11:58	4.22	0.46	10200.00	1.00	
Sample ID	Analysis Time	Conc (PPB)	%RSD	Avg. µAbs	Dilution	Flags
QC Blank	12-Jun-2009, 12:00	-0.01	3.11	-27.00	1.00	
Sample ID	Analysis Time	Conc (PPB)	%RSD	Avg. µAbs	Dilution	Flags
PB63 ADUP SMM	12-Jun-2009, 12:01	0.35	0.29	850.00	1.00	
PB63 ASPK SMM	12-Jun-2009, 12:03	1.28	0.13	3090.00	1.00	

Mercury Standard Prep Log

Prep Code: SMM

Analyst: Dm

Bath Temp: 95°C

Instrument: CETAC

Date: 6-09-09

Start Time: 1750

End Time: 1820

Standard ID	Stock ID	Volume Added (mL)	Final Volume (mL)	Standard Conc. (µg/L)	Number Made
STD0	—	0.00	50.0	0.0	3
STD1	2615-15	0.01		0.1	2
STD2		0.05		0.5	2
STD3		0.10		1.0	2
STD4		0.20		2.0	2
STD5		0.50		5.0	2
STD6		1.00		10.0	2
CRA		0.01		0.1	1
ICB/CCB	—	0.00		0.0	3
ICV/LCS	48-6	0.08		8.0	2
CCV		0.04	50.0	4.0	3

Chemical/Reagent ID:

HNO₃: I4674

H₂SO₄: I4680

HCl: —

5% K₂S₂O₈: MP1670

5% KMnO₄: MP1671

Prep Code: SMM

Analyst: MH

Bath Temp: 95°C

Instrument: CETAC

Date: 6-11-09

Start Time: 1320

End Time: 1350

Standard ID	Stock ID	Volume Added (mL)	Final Volume (mL)	Standard Conc. (µg/L)	Number Made
STD0	—	0.00	50.0	0.0	3
STD1	2616-1	0.01		0.1	2
STD2		0.05		0.5	2
STD3		0.10		1.0	2
STD4		0.20		2.0	2
STD5		0.50		5.0	2
STD6		1.00		10.0	2
CRA		0.01		0.1	1
ICB/CCB	—	0.00		0.0	3
ICV/LCS	48-6	0.08		8.0	2
CCV		0.04	50.0	4.0	3

Chemical/Reagent ID:

HNO₃: I4674

H₂SO₄: I4680

HCl: —

5% K₂S₂O₈: MP1670

5% KMnO₄: MP1671



Mercury Digestion Log

Prep Code: SMM

Matrix: Soil

Analyst: DM

Date: 6-10-09

Bath Temp: 95°C

Start Time: 2255

End Time: 2325

ARI Sample ID	Sample Bottle #	BOD Bottle #	pH<2	Initial Weight (g) Volume (mL)	Final Volume (mL)	# KMnO ₄ Aliquots	CL P	Comments
PB63 A	3	-	-	0.212	50.0	1	①	
" ADUP	3	-	-	0.213		1		
" ASPK	3	-	-	0.211		1		
" B	3	-	-	0.269		1		
" C	3	-	-	0.257		1		
" D	3	-	-	0.234		1		
" E	3	-	-	0.264		1		
" F	3	-	-	0.285		1		
" G	3	-	-	0.203		1		
" H	3	-	-	0.260		1		
" I	3	-	-	0.258		1		
" MBI	-	-	-	-		1		
" MBISPK	-	-	-	-	50.0	1	②	
6-10-09 DM								

Chemical/Reagent ID:

HNO₃: I4274

H₂SO₄: I4680

HCl: -

5% K₂S₂O₈: MP1670

5% KMnO₄: MP1671

Digest Tube Lot: AB1165095

Metals Analysis
Prep Logs

prepared
for

ENVIROMENTAL SCIENCE CORP.

Project: JELD-WEN NORD DOOR, 008.0228.00017

ARI JOB NO: PB63

prepared
by

Analytical Resources, Inc.



SPIKING LOG

Analyst: JSM Final Volume 50 Sample ID PE44 ASPX, MBSPK
 Date: 6-10-09 Final Volume (Hg): 50 PE63 ASPX, MBSPK

Precode:	ICP Routine	ICP No GFA	GFA
Spike Solution:	<u>5MC</u>		
Standard No.:	<u>2873-2</u>		
Vol Added (mL):	<u>1.0</u>		
Ag	50 ✓		2.0
Al	200	200	
As	200 ✓		10
Ba	200	200	
Be	50	50	
Ca	1000	1000	
Cd	50 ✓		2.0
Co	50	50	
Cr	50 ✓	50	
Cu	50 ✓	50	
Fe	200	200	
K	1000	1000	
Mg	1000	1000	
Mn	50	50	
Na	1000	1000	
Ni	50	50	
Pb	200 ✓		10
Se	200		10
Sr	50	50	
Tl	200		10
V	50	50	
Zn	50 ✓	50	

ICP-MS #1	ICP-MS #2	ICP-MS Minerals
Ag	25	
Al		500
As	25	
Ba	25	
Be	25	
Ca		500
Cd	25	
Co	25	
Cr	25	
Cu	25	
Fe		500
K		500
Mg		500
Mn	25	
Mo		25
Na		500
Ni	25	
Pb	25	
Sb		25
Se	80	
Tl	25	
U	25	
V	25	
Zn	80	

Element	Precode	Analysis	Stock Conc.	Stock Added	Std No.
Hg	<u>5MM</u>	CVA	1.0	<u>0.05</u>	<u>25033</u>
Hg MBSPK	<u>↓</u>	CVA	1.0	<u>0.1</u>	<u>↓</u>
Sb		ICP	2000		
Sb		GFA	100		
B		ICP	500		
Mo		ICP	500		
Si		ICP	10000		
Sn		ICP	500		
Ti		ICP	2000		

Additional Elements:

Element	Precode	Analysis	Stock Conc.	Stock Added	Std. No.



Digestion Log

Analyst: DM
Matrix: Soil

Date: 6.10.09
Block Temp: 90°C

ARI Sample ID	Btl #	pH<2	Prep Code: <u>SrL</u>		Prep Code:		Comments
			Initial Wt (g) Vol (mL)	Final Vol (mL)	Initial Wt (g) Vol (mL)	Final Vol (mL)	
PB03 A	3	-	1.026	50.0			
" A0VP	3	-	1.023				
" AEPK	3	-	1.031				
" B	3	-	1.092				
" C	3	-	1.068				
" D	3	-	1.061				
" E	3	-	1.013				
" F	3	-	1.014				
" G	3	-	1.064				
" H	3	-	1.029				
" I	3	-	1.035				
" MBI	-	-	-	↓			
" MBEK	-	-	-	50.0			
6.10.09 DM							
(The remaining rows of the table are crossed out with a diagonal line.)							

Chemical/Reagent ID:

HNO₃: AP1688 / I4674 HCl: I4399 H₂O₂: I4647 Tube Lot #: AP01LS267



Analytical Resources, Incorporated
Analytical Chemists and Consultants

Mercury Digestion Log

Prep Code: Smm

Matrix: Soil

Analyst: DM

Date: 6-10-09

Bath Temp: 95°C

Start Time: 2255

End Time: 2325

ARI Sample ID	Sample Bottle #	BOD Bottle #	pH<2	Initial Weight (g) Volume (mL)	Final Volume (mL)	# KMnO ₄ Aliquots	CL P	Comments
PB63 A	3	-	-	0.212	50.0	1	④	
" AOP	3	-	-	0.213		1		
" ASPK	3	-	-	0.211		1		
" B	3	-	-	0.269		1		
" C	3	-	-	0.257		1		
" D	3	-	-	0.234		1		
" E	3	-	-	0.264		1		
" F	3	-	-	0.285		1		
" G	3	-	-	0.203		1		
" H	3	-	-	0.260		1		
" I	3	-	-	0.258		1		
" MBI	-	-	-	-	↓	1	↓	
" MBISPK	-	-	-	-	50.0	1	④	
6-10-09 DM								

Chemical/Reagent ID:

HNO₃: I4674
5% K₂S₂O₈: MP1670

H₂SO₄: I4680
5% KMnO₄: MP1671

HCl: -
Digest Tube Lot: AS1165095



Analytical Resources, Incorporated
Analytical Chemists and Consultants

Metals Total Solids

Oven in: Analyst: DM Date: 6-10-09 Time: 2220 Temp: 101°C

Oven out: Analyst: MH Date: 6/11/09 Time: 1310 Temp: 100°C

ARI Sample ID	Tare Weight (g)	Tare + Sample Wet (g)	Tare + Sample Dry (g)	Comments
PB63 A	0.984	10.396	7.018	
" B	0.958	10.255	4.920	
" C	0.975	10.885	5.632	
" D	0.984	10.852	8.756	
" E	0.970	10.612	7.547	
" F	0.969	10.761	7.237	
" G	1.008	10.349	8.856	
" H	0.958	10.525	6.094	
" I	0.972	10.967	7.040	
6-10-09 DM				



CORRECTIVE ACTIONS - Inorganic Analyses

Criteria Flagged	
ARI Project No.: <u>PB63</u>	Client Name: <u>Environmental Sci.</u>
Date of Out-of-Control Event: <u>6.12.09</u>	Method/Element: <u>ICP</u>
Unacceptable Blank <input type="checkbox"/>	Prep Code: <u>auc</u>
Unacceptable Duplicate <input type="checkbox"/>	Other: _____
Unacceptable Spike <input checked="" type="checkbox"/>	_____
Unacceptable Reference <input type="checkbox"/>	_____

Details of Problem/Recommended Corrective Action:

PB63 Asph Cu 133% R

Apost OK

Samples Affected: _____

Corrective Action Taken: APST

Analyst: [Signature]

Supervisor: [Signature]

Date: 6.12.09

Date: 6.15.9

General Chemistry Analysis
QC Summary Data

prepared
for

ENVIROMENTAL SCIENCE CORP.

Project: JELD-WEN NORD DOOR, 008.0228.00017


ARI JOB NO: PB63

prepared
by

Analytical Resources, Inc.

MS/MSD RESULTS-CONVENTIONALS
PB63-ENVIROMENTAL SCIENCE CORP.




Matrix: Sediment
Data Release Authorized: 
Reported: 06/12/09

Project: JELD-WEN NORD DOOR
Event: 008.0228.00017
Date Sampled: 06/05/09
Date Received: 06/05/09

Analyte	Date	Units	Sample	Spike	Spike Added	Recovery
ARI ID: PB63A Client ID: 3SED8-A						
Sulfide	06/10/09	mg/kg	132	282	184	81.5%
Total Organic Carbon	06/11/09	Percent	4.88	10.3	5.57	97.4%

REPLICATE RESULTS-CONVENTIONALS
PB63-ENVIROMENTAL SCIENCE CORP.



Matrix: Sediment
Data Release Authorized: 
Reported: 06/12/09

Project: JELD-WEN NORD DOOR
Event: 008.0228.00017
Date Sampled: 06/05/09
Date Received: 06/05/09

Analyte	Date	Units	Sample	Replicate(s)	RPD/RSD
ARI ID: PB63A Client ID: 3SED8-A					
Total Solids	06/08/09	Percent	62.30	62.70 61.60	0.9%
Preserved Total Solids	06/08/09	Percent	57.10	60.40 55.80	4.1%
Total Volatile Solids	06/08/09	Percent	6.67	7.11 6.86	3.2%
Sulfide	06/10/09	mg/kg	132	119	10.4%
Total Organic Carbon	06/11/09	Percent	4.88	4.50 4.51	4.7%

LAB CONTROL RESULTS-CONVENTIONALS
PB63-ENVIROMENTAL SCIENCE CORP.



Matrix: Sediment
Data Release Authorized *[Signature]*
Reported: 06/12/09

Project: JELD-WEN NORD DOOR
Event: 008.0228.00017
Date Sampled: NA
Date Received: NA

Analyte	Date	Units	LCS	Spike Added	Recovery
Sulfide	06/10/09	mg/kg	55.6	53.3	104.3%
Total Organic Carbon	06/11/09	Percent	0.488	0.500	97.6%

METHOD BLANK RESULTS-CONVENTIONALS
PB63-ENVIROMENTAL SCIENCE CORP.



Matrix: Sediment
Data Release Authorized *AK*
Reported: 06/12/09

Project: JELD-WEN NORD DOOR
Event: 008.0228.00017
Date Sampled: NA
Date Received: NA

Analyte	Date	Units	Blank
Total Solids	06/08/09	Percent	< 0.01 U
Preserved Total Solids	06/08/09	Percent	< 0.01 U
Total Volatile Solids	06/08/09	Percent	< 0.01 U
N-Ammonia	06/09/09	mg-N/kg	< 0.10 U
Sulfide	06/10/09	mg/kg	< 1.00 U
Total Organic Carbon	06/11/09	Percent	< 0.020 U

STANDARD REFERENCE RESULTS-CONVENTIONALS
PB63-ENVIROMENTAL SCIENCE CORP.



Matrix: Sediment
Data Release Authorized: *[Signature]*
Reported: 06/12/09

Project: JELD-WEN NORD DOOR
Event: 008.0228.00017
Date Sampled: NA
Date Received: NA

Analyte/SRM ID	Date	Units	SRM	True Value	Recovery
N-Ammonia SPEX 28-24AS	06/09/09	mg-N/kg	102	100	102.0%
Total Organic Carbon NIST #8704	06/11/09	Percent	3.07	3.35	91.6%

General Chemistry Analysis
Sample Data

prepared
for

ENVIROMENTAL SCIENCE CORP.

Project: JELD-WEN NORD DOOR, 008.0228.00017


ARI JOB NO: PB63

prepared
by

Analytical Resources, Inc.

SAMPLE RESULTS-CONVENTIONALS
PB63-ENVIROMENTAL SCIENCE CORP.



Matrix: Sediment
Data Release Authorized: 
Reported: 06/12/09

Project: JELD-WEN NORD DOOR
Event: 008.0228.00017
Date Sampled: 06/05/09
Date Received: 06/05/09

Client ID: 3SED8-A
ARI ID: 09-12942 PB63A

Analyte	Date	Method	Units	RL	Sample
Total Solids	06/08/09 060809#1	EPA 160.3	Percent	0.01	62.30
Preserved Total Solids	06/08/09 060809#1	EPA 160.3	Percent	0.01	57.10
Total Volatile Solids	06/08/09 060809#1	EPA 160.4	Percent	0.01	6.67
N-Ammonia	06/09/09 060909#1	EPA 350.1M	mg-N/kg	0.15	2.13
Sulfide	06/10/09 061009#1	EPA 376.2	mg/kg	17.3	132
Total Organic Carbon	06/11/09 061109#1	Plumb,1981	Percent	0.020	4.88

RL Analytical reporting limit
U Undetected at reported detection limit

Ammonia determined on 2N KCl extracts.

SAMPLE RESULTS-CONVENTIONALS
PB63-ENVIROMENTAL SCIENCE CORP.



Matrix: Sediment
Data Release Authorized: *[Signature]*
Reported: 06/12/09

Project: JELD-WEN NORD DOOR
Event: 008.0228.00017
Date Sampled: 06/05/09
Date Received: 06/05/09

Client ID: 3SED8-B
ARI ID: 09-12943 PB63B

Analyte	Date	Method	Units	RL	Sample
Total Solids	06/08/09 060809#1	EPA 160.3	Percent	0.01	40.00
Preserved Total Solids	06/08/09 060809#1	EPA 160.3	Percent	0.01	38.40
Total Volatile Solids	06/08/09 060809#1	EPA 160.4	Percent	0.01	10.53
N-Ammonia	06/09/09 060909#1	EPA 350.1M	mg-N/kg	0.23	10.5
Sulfide	06/10/09 061009#1	EPA 376.2	mg/kg	13.8	97.9
Total Organic Carbon	06/11/09 061109#1	Plumb,1981	Percent	0.020	4.14

RL Analytical reporting limit
U Undetected at reported detection limit

Ammonia determined on 2N KCl extracts.

SAMPLE RESULTS-CONVENTIONALS
PB63-ENVIROMENTAL SCIENCE CORP.



Matrix: Sediment
Data Release Authorized *[Signature]*
Reported: 06/12/09

Project: JELD-WEN NORD DOOR
Event: 008.0228.00017
Date Sampled: 06/05/09
Date Received: 06/05/09

Client ID: 3SED8-C
ARI ID: 09-12944 PB63C

Analyte	Date	Method	Units	RL	Sample
Total Solids	06/08/09 060809#1	EPA 160.3	Percent	0.01	48.30
Preserved Total Solids	06/08/09 060809#1	EPA 160.3	Percent	0.01	48.10
Total Volatile Solids	06/08/09 060809#1	EPA 160.4	Percent	0.01	8.45
N-Ammonia	06/09/09 060909#1	EPA 350.1M	mg-N/kg	0.21	7.81
Sulfide	06/10/09 061009#1	EPA 376.2	mg/kg	20.0	221
Total Organic Carbon	06/11/09 061109#1	Plumb,1981	Percent	0.020	3.98

RL Analytical reporting limit
U Undetected at reported detection limit

Ammonia determined on 2N KCl extracts.

SAMPLE RESULTS-CONVENTIONALS
PB63-ENVIROMENTAL SCIENCE CORP.



Matrix: Sediment
Data Release Authorized
Reported: 06/12/09

A handwritten signature in black ink, appearing to be 'A', is written over the 'Data Release Authorized' text.

Project: JELD-WEN NORD DOOR
Event: 008.0228.00017
Date Sampled: 06/05/09
Date Received: 06/05/09

Client ID: 3SED5-A
ARI ID: 09-12945 PB63D

Analyte	Date	Method	Units	RL	Sample
Total Solids	06/08/09 060809#1	EPA 160.3	Percent	0.01	82.50
Preserved Total Solids	06/08/09 060809#1	EPA 160.3	Percent	0.01	83.30
Total Volatile Solids	06/08/09 060809#1	EPA 160.4	Percent	0.01	3.21
N-Ammonia	06/09/09 060909#1	EPA 350.1M	mg-N/kg	0.12	0.80
Sulfide	06/10/09 061009#1	EPA 376.2	mg/kg	1.22	< 1.22 U
Total Organic Carbon	06/11/09 061109#1	Plumb,1981	Percent	0.020	4.92

RL Analytical reporting limit
U Undetected at reported detection limit

Ammonia determined on 2N KCl extracts.

SAMPLE RESULTS-CONVENTIONALS
PB63-ENVIROMENTAL SCIENCE CORP.



Matrix: Sediment
Data Release Authorized
Reported: 06/12/09

A handwritten signature in black ink, appearing to be 'JL' or similar, written over the 'Data Release Authorized' text.

Project: JELD-WEN NORD DOOR
Event: 008.0228.00017
Date Sampled: 06/05/09
Date Received: 06/05/09

Client ID: 3SED5-B
ARI ID: 09-12946 PB63E

Analyte	Date	Method	Units	RL	Sample
Total Solids	06/08/09 060809#1	EPA 160.3	Percent	0.01	68.70
Preserved Total Solids	06/08/09 060809#1	EPA 160.3	Percent	0.01	72.00
Total Volatile Solids	06/08/09 060809#1	EPA 160.4	Percent	0.01	3.97
N-Ammonia	06/09/09 060909#1	EPA 350.1M	mg-N/kg	0.14	4.01
Sulfide	06/10/09 061009#1	EPA 376.2	mg/kg	27.7	163
Total Organic Carbon	06/11/09 061109#1	Plumb,1981	Percent	0.020	1.01

RL Analytical reporting limit
U Undetected at reported detection limit

Ammonia determined on 2N KCl extracts.

SAMPLE RESULTS-CONVENTIONALS
PB63-ENVIROMENTAL SCIENCE CORP.



Matrix: Sediment
Data Release Authorized: *[Signature]*
Reported: 06/12/09

Project: JELD-WEN NORD DOOR
Event: 008.0228.00017
Date Sampled: 06/05/09
Date Received: 06/05/09

Client ID: 3SED5-C
ARI ID: 09-12947 PB63F


Analyte	Date	Method	Units	RL	Sample
Total Solids	06/08/09 060809#1	EPA 160.3	Percent	0.01	60.40
Preserved Total Solids	06/08/09 060809#1	EPA 160.3	Percent	0.01	61.00
Total Volatile Solids	06/08/09 060809#1	EPA 160.4	Percent	0.01	4.50
N-Ammonia	06/09/09 060909#1	EPA 350.1M	mg-N/kg	0.15	4.25
Sulfide	06/10/09 061009#1	EPA 376.2	mg/kg	1.70	12.4
Total Organic Carbon	06/11/09 061109#1	Plumb,1981	Percent	0.020	1.29

RL Analytical reporting limit
U Undetected at reported detection limit

Ammonia determined on 2N KCl extracts.

SAMPLE RESULTS-CONVENTIONALS
PB63-ENVIROMENTAL SCIENCE CORP.



Matrix: Sediment
Data Release Authorized: 
Reported: 06/12/09

Project: JELD-WEN NORD DOOR
Event: 008.0228.00017
Date Sampled: 06/05/09
Date Received: 06/05/09

Client ID: 3SED10-A
ARI ID: 09-12948 PB63G


Analyte	Date	Method	Units	RL	Sample
Total Solids	06/08/09 060809#1	EPA 160.3	Percent	0.01	86.20
Preserved Total Solids	06/08/09 060809#1	EPA 160.3	Percent	0.01	85.40
Total Volatile Solids	06/08/09 060809#1	EPA 160.4	Percent	0.01	1.69
N-Ammonia	06/09/09 060909#1	EPA 350.1M	mg-N/kg	0.11	0.50
Sulfide	06/10/09 061009#1	EPA 376.2	mg/kg	1.16	< 1.16 U
Total Organic Carbon	06/11/09 061109#1	Plumb,1981	Percent	0.020	0.713

RL Analytical reporting limit
U Undetected at reported detection limit

Ammonia determined on 2N KCl extracts.

SAMPLE RESULTS-CONVENTIONALS
PB63-ENVIROMENTAL SCIENCE CORP.



Matrix: Sediment
Data Release Authorized: 
Reported: 06/12/09

Project: JELD-WEN NORD DOOR
Event: 008.0228.00017
Date Sampled: 06/05/09
Date Received: 06/05/09

Client ID: 3SED10-B
ARI ID: 09-12949 PB63H

Analyte	Date	Method	Units	RL	Sample
Total Solids	06/08/09 060809#1	EPA 160.3	Percent	0.01	54.20
Preserved Total Solids	06/08/09 060809#1	EPA 160.3	Percent	0.01	51.30
Total Volatile Solids	06/08/09 060809#1	EPA 160.4	Percent	0.01	7.77
N-Ammonia	06/09/09 060909#1	EPA 350.1M	mg-N/kg	0.35	20.9
Sulfide	06/10/09 061009#1	EPA 376.2	mg/kg	1.93	29.6
Total Organic Carbon	06/11/09 061109#1	Plumb,1981	Percent	0.020	0.952

RL Analytical reporting limit
U Undetected at reported detection limit

Ammonia determined on 2N KCl extracts.

SAMPLE RESULTS-CONVENTIONALS
PB63-ENVIROMENTAL SCIENCE CORP.



Matrix: Sediment
Data Release Authorized
Reported: 06/12/09

A handwritten signature in black ink, appearing to be 'W', is written over the 'Data Release Authorized' text.

Project: JELD-WEN NORD DOOR
Event: 008.0228.00017
Date Sampled: 06/05/09
Date Received: 06/05/09

Client ID: 3SED10-C
ARI ID: 09-12950 PB63I

Analyte	Date	Method	Units	RL	Sample
Total Solids	06/08/09 060809#1	EPA 160.3	Percent	0.01	62.30
Preserved Total Solids	06/08/09 060809#1	EPA 160.3	Percent	0.01	58.60
Total Volatile Solids	06/08/09 060809#1	EPA 160.4	Percent	0.01	7.14
N-Ammonia	06/09/09 060909#1	EPA 350.1M	mg-N/kg	0.15	2.57
Sulfide	06/10/09 061009#1	EPA 376.2	mg/kg	1.69	7.75
Total Organic Carbon	06/11/09 061109#1	Plumb,1981	Percent	0.020	1.83

RL Analytical reporting limit
U Undetected at reported detection limit

Ammonia determined on 2N KCl extracts.

General Chemistry Analysis
Instrument Raw Data

prepared
for

ENVIROMENTAL SCIENCE CORP.

Project: JELD-WEN NORD DOOR, 008.0228.00017

ARI JOB NO: PB63

prepared
by

Analytical Resources, Inc.

6-9-09

TOTAL SOLIDS/VOLATILE SOLIDS (TS / TVS) BENCHSHEET
(dry at 104 (12-24 hr) then combust at 550 (30 min))

DATE: 6/8/2009
ANALYST: CDE 18:47

Batch drying time		CV-02		CV-02		CV-02		CV-02		CV-02		CV-02		
Record times as mm/dd/yy hh:mm	Final dry wt (g) = (Dry Wt - Tare Wt)	Final dry wt (g) = (min ash wt - tare wt)	TS (%) calculated as:	Final ash wt (g) = ((Dry wt-Ash wt)/(dry weight)) *1,000,000	TS (mg/kg) = ((Dry wt-Ash wt)/(dry weight)) *1,000,000	if ash wt > dry wt, "Chk for Err"	if dry wt-ash wt < 0.001 g, "<(1/dry wt)*1,000,000	CV-02	CV-02	CV-02	CV-02	CV-02	CV-02	
6/8/2009 18:47 time in oven CDE	6/9/2009 9:35 time out CDE	6/8/09 17:02	6/8/09 16:43	6/9/09 9:57	6/9/09 12:10	10.0000	10.0000	10.0000	10.0000	10.0000	10.0000	10.0000	10.0000	
elapsed hrs = 14.8		Cal OK!	Cal OK!	Cal OK!	Cal OK!	Cal OK!	Cal OK!	Cal OK!	Cal OK!	Cal OK!	Cal OK!	Cal OK!	Cal OK!	
SAMPLE ID	DISH #	SAMPLE (grams)	TARE WT (grams)	DRY WT 104C (grams)	dry Wt (g)	TS (%)	ASH WT 550C (grams)	Ash Wt (g)	TVS (mg/kg)	TVS (%)				
Blank		0.0000	1.0984	1.0980	0.00		1.0979	1.0980	0.00					
PB63 /2		6.2809	1.1232	4.3340	3.21	62.3%	4.1222	4.1200	3.00	66,650	6.67%			
PB63 /2 dup		6.1063	1.1017	4.2399	3.14	62.7%	4.0190	4.0167	2.92	71,124	7.11%			
RPD = 0.73%											RPD =	6.49%		
PB63 /2 trp		6.2850	1.1333	4.3071	3.17	61.6%	4.0917	4.0895	2.96	68,561	6.86%			
RPD = 0.89%											RPD =	3.26%		
PB63 B2		6.6523	1.1032	3.3234	2.22	40.0%	3.0930	3.0896	1.99	105,306	10.53%			
PB63 C2		6.3140	1.1107	3.6228	2.51	48.3%	3.4140	3.4106	2.30	84,471	8.45%			
PB63 D2		6.3692	1.0905	5.4446	4.35	82.5%	5.3085	5.3050	4.21	32,062	3.21%			
PB63 E2		6.5044	1.0872	4.8067	3.72	68.7%	4.6629	4.6590	3.57	39,710	3.97%			
PB63 F2		6.5036	1.0984	4.3621	3.26	60.4%	4.2175	4.2151	3.12	45,041	4.50%			
PB63 G2		6.9674	1.1036	6.1567	5.05	86.2%	6.0753	6.0711	4.97	16,940	1.69%			
PB63 H2		6.5007	1.1202	4.0376	2.92	54.2%	3.8150	3.8110	2.69	77,672	7.77%			
PB63 I2		6.2620	1.0807	4.3101	3.23	62.3%	4.0823	4.0795	3.00	71,406	7.14%			
PB76 A1		6.2756	1.1034	4.9272	3.82	73.9%								
PB76 B1		6.4616	1.0872	3.5035	2.42	45.0%								
PB76 C1		6.9952	1.0824	4.1393	3.06	51.7%								
PB76 C1 dup		6.5976	1.0799	3.9255	2.85	51.6%								
RPD = 0.25%											RPD =	NA		
PB76 C1 trp		6.7546	1.1061	4.0114	2.91	51.4%								
RPD = 0.26%											RPD =	NA		

TS 053 : 01 200

TOTAL SOLIDS/VOLATILE SOLIDS (TS / TVS) BENCHSHEET
 (dry at 104° (12-24 hr) then combust at 550 (30 min))

DATE: 6/8/09 18:47

ANALYST: CKR/BL

SAMPLE ID	DISH #	SAMPLE (grams)	TARE WT (grams)	DRY WT 104C (grams)		dry wt (g)	TS (%)	ASH WT 550C (grams)		Ash Wt (g)	TVS (mg/kg) (%)
				CV-02	CV-02			1	2		
Blank	1	0	1.0984	1.0980	1.0980			1.0979	1.0980		
PB63 A2	2	6.2809	1.1232	4.3390	4.3390			4.1222	4.1200		
PA2	3	6.1063	1.1017	4.2399	4.2399			4.0990	4.0167		
TA2	4	6.2850	1.1333	4.3071	4.3071			4.0917	4.0895		
B2	5	6.0523	1.1032	3.3234	3.3234			3.0930	3.0896		
C2	6	6.3140	1.1107	3.6228	3.6228			3.4140	3.4106		
O2	7	6.3692	1.0905	3.4446	3.4446			3.3085	3.3050		
E2	8	6.5044	1.0872	4.4067	4.4067			4.2629	4.6590		
F2	9	6.5036	1.0984	4.3621	4.3621			4.2175	4.2151		
G2	10	6.9674	1.1036	6.1567	6.1567			6.0753	6.0711		
H2	11	6.5007	1.1202	4.0376	4.0376			3.8150	3.8110		
I2	12	6.2620	1.0807	4.3101	4.3101			4.0823	4.0795		
PB70 A1	13	6.2756	1.1034	4.9272	4.9272						
B1	14	6.4616	1.0872	3.5035	3.5035						
C1	15	6.1152	1.0824	4.1393	4.1393						
VBC1	16	6.5976	1.0799	3.9255	3.9255						
TC1	17	6.7546	1.1061	4.0114	4.0114						

Batch drying time
 record times as mm/dd/yy hh:mm
 6/8/09 20:05 time in oven / 847
 6/8/09 20:05 time out 9:35
 elapsed hrs = 0.0 < 12 hr

TS (%) calculated as:
 Final dry wt (g) = (Dry Wt - Tare Wt)
 TVS (mg/kg) = ((Dry wt-Ash wt)/(dry weight)) * 1,000,000
 if ash wt > dry wt, "Chk for Err"
 if dry wt-ash wt < 0.001 g, "< (1/dry wt) * 1,000,000"

CV-02 CV-02
 6/9/09 6/9/09
 10.0000 10.0000
 12.10 13.10

P003 : 01210

W
6-9-09

TOTAL SOLIDS/VOLATILE SOLIDS (TS / TVS) BENCHSHEET
 SOLIDS (dry at 104 (12-24 hr) then combust at 550 (30 min))

DATE: 6/8/2009 19:47
 ANALYST: CDE/BL

Batch drying time
 record times as mm/dd/yy hh:mm
 6/8/2009 19:47 time in oven
 6/9/2009 9:35 time out
 elapsed hrs = 13.8

TS (%) calculated as:
 Final dry wt (g) = (Dry Wt - Tare Wt)
 TS = (Final Dry Wt)/(grams Sample-Tare)

TVS (mg/kg dry wt) calculated as:
 Final ash wt (g) = (min ash wt - tare wt)
 TVS (mg/kg) = [(Dry wt-Ash wt)/(dry weight)] *1,000,000
 if ash wt > dry wt, "Chk for Err"
 if dry wt-ash wt < 0.001 g, "< (1/dry wt)*1,000,000"

ZnOAc Preserved

SAMPLE ID	DISH #	SAMPLE (grams)	TARE WT (grams)	CV-02	CV-02	Date & Time	Cal Wt (g)	Cal OK/	DRY WT 104C (grams)		dry Wt (g)	TS (%)	ASH WT 550C (grams)		Ash Wt (g)	TVS (mg/kg)	TVS (%)	
									1	2			1	2				
Blank		0.0000	1.1191			6/8/09 18:49	10.0001	Cal OK/	1	1.1192	0.00							
PB35 B1		6.3699	1.0899			6/9/09 9:57	10.0000	Cal OK/	1	4.3449	3.26	61.6%						
PB35 B1 dup		7.1727	1.1096					Cal OK/	1	4.9241	3.81	62.9%						
RPD = 2.03%													RPD =		NA			

RPD = 2.03%													RPD =		NA			
PB35 B1 trp		6.9623	1.1058						1	4.5899	3.48	59.5%						
RSD = 2.82%													RSD =		NA			

PB35 D1		6.9268	1.1227						1	4.4577	3.34	57.5%						
PB35 F1		6.1791	1.1096						1	3.7125	2.60	51.3%						
PB35 H1		6.3896	1.1010						1	5.4069	4.31	81.4%						
PB35 I1		6.6017	1.1009						1	4.1566	3.06	55.6%						
PB35 J1		7.0017	1.0766						1	4.3340	3.26	55.0%						
PB35 K1		7.0790	1.0796						1	4.9503	3.87	64.5%						
PB35 L1		7.3227	1.1040						1	4.8738	3.77	60.6%						
PB35 M1		6.6394	1.1136						1	4.5115	3.40	61.5%						
PB35 N1		6.9418	1.0969						1	4.6551	3.56	60.9%						
Blank		0.0000	1.0868						1	1.0867	0.00							
PB44 A1		6.7810	1.1358						1	5.6311	4.50	79.6%						
PB44 B1 dup		7.8997	1.0849						1	6.3374	5.25	77.1%						
RPD = 3.26%													RPD =		NA			

PB44 C1 trp		6.8145	1.1284						1	5.6144	4.49	78.9%						
RSD = 1.68%													RSD =		NA			

PB44 E1		7.2982	1.1343						1	5.7153	4.58	74.3%						
PB44 G1		5.7605	1.1042						1	4.4159	3.31	71.1%						
PB44 I1		6.1232	1.0982						1	5.1551	4.06	80.7%						

7000 : 01211

TOTAL SOLIDS/VOLATILE SOLIDS (TS / TVS) BENCHSHEET

DATE: 6/8/2009 19:47

(dry at 104 (12-24 hr) then combust at 550 (30 min))

ANALYST: CDE/BL

SAMPLE ID	DISH #	SAMPLE (grams)	TARE WT (grams)	DRY WT 104C (grams)	dry Wt (g)	TS (%)	ASH WT 550C (grams)		Ash Wt (g)	TVS (mg/kg) (%)	
							1	2			
<p>ZnOAc Preserved</p> <p>TS (%) calculated as: Final dry wt (g) = (Dry Wt - Tare Wt) TS = (Final Dry Wt)/(grams Sample-Tare)</p> <p>TS (mg/kg dry wt) calculated as: Final ash wt (g) = (min ash wt - tare wt) TVS (mg/kg) = [(Dry wt-Ash wt)/(dry weight)] *1,000,000 if ash wt > dry wt, "Chk for Err" if dry wt-ash wt < 0.001 g, "< (1/dry wt)*1,000,000"</p>											
Cal Weight ID		CV-02	CV-02	CV-02	CV-02	CV-02	CV-02	CV-02	CV-02	CV-02	
Date & Time		6/8/09 18:49	6/8/09 12:38	6/8/09 9:57							
Cal Wt (g)		10.0000	10.0001	10.0000							
record weights to 4 places		Cal OK!	Cal OK!	Cal OK!							
Batch drying time											
record times as mm/dd/yy hh:mm											
6/8/2009 19:47 time in oven											
6/9/2009 9:35 time out											
elapsed hrs = 13.8											
PB44 E1		6.4586	1.0765	3.9650	2.89	53.7%					
PB44 F1		6.5750	1.0803	4.2920	3.21	58.5%					
PB44 B1		5.8066	1.0921	4.8236	3.73	79.1%					
PB44 H1		5.8335	1.0877	4.9994	3.91	82.4%					
PB44 I1		6.9407	1.0777	5.5950	4.52	77.0%					
PB44 J1		6.2119	1.0851	4.6484	3.56	69.5%					
PB44 K1		6.2310	1.1032	3.6178	2.51	49.0%					
PB44 L1		6.8335	1.1270	3.9756	2.85	49.9%					
PB44 M1		6.4719	1.0948	3.4486	2.35	43.8%					
PB44 N1		6.7497	1.0650	4.2688	3.20	56.4%					
PB44 O1		6.4473	1.0938	3.6539	2.56	47.8%					
Blank		0.0000	1.0811	1.0812	0.00						
PB63 A1		5.5134	1.1204	3.6281	2.51	57.1%					
PB63 B1 dup		6.9128	1.0764	4.6018	3.53	60.4%					
RPD =		5.65%		5.65%		5.65%		NA		NA	
PB63 A1 trp		5.1284	1.0991	3.3467	2.25	55.8%					
RPD =		4.13%		4.13%		4.13%		NA		NA	
PB63 B1		5.2432	1.0841	2.6794	1.60	38.4%					
PB63 C1		6.1975	1.0880	3.5452	2.46	48.1%					
PB63 D1		5.7536	1.1254	4.9815	3.86	83.3%					
PB63 E1		6.7448	1.0963	5.1616	4.07	72.0%					
PB63 F1		5.7172	1.1062	3.9183	2.81	61.0%					
PB63 G1		6.7400	1.0949	5.9141	4.82	85.4%					
PB63 H1		6.4865	1.0976	3.8639	2.77	51.3%					

7 0 0 0 : 0 1 1 1 1 1

TOTAL SOLIDS/VOLATILE SOLIDS (TS / TVS) BENCHSHEET

SOLIDS (dry at 104 (12-24 hr) then combust at 550 (30 min))

DATE: 6/8/2009 19:47

ANALYST: CDE/BL

Batch drying time		CV-02		CV-02		CV-02		CV-02		Final ash wt (g) = (min ash wt - tare wt)	TVS (mg/kg) = [(Dry wt-Ash wt)/(dry weight)] *1,000,000 if ash wt > dry wt, "Chk for Err" if dry wt-ash wt < 0.001 g, "< (1/dry wt) *1,000,000"
record times as mm/dd/yy hh:mm	time in oven	time out	elapsed hrs =	Final dry wt (g) = (Dry Wt - Tare Wt)	TS = (Final Dry Wt)/(grams Sample-Tare)	ZnOAc Preserved					
6/8/2009 19:47	6/9/2009 9:35	13.8									
Cal Wt (g)	10.0000	10.0001	Cal OK/	6/8/09 18:49	6/8/09 12:38	6/9/09 9:57	10.0000	Cal OK/			
record weights to 4 places											
SAMPLE ID	DISH #	SAMPLE (grams)	TARE WT (grams)	DRY WT 104C (grams)	dry Wt (g)	TS (%)	ASH WT 550C (grams)	Ash Wt (g)	TVS (mg/kg)		
PB63	1	6.3761	1.0762	4.1812	3.11	58.6%	1 2				

PB63 : 01210

TOTAL SOLIDS/VOLATILE SOLIDS (TS / TVS) BENCHSHEET
(dry at 104 (12-24 hr) then combust at 550 (30 min))

DATE: 6/8/9
ANALYST: COA

TS (%) calculated as:
Final dry wt (g) = (Dry Wt - Tare Wt)
TS = (Final Dry Wt) / (grams Sample-Tare)

TVS (mg/kg dry wt) calculated as:
Final ash wt (g) = (min ash wt - tare wt)
TVS (mg/kg) = [(Dry wt-Ash wt) / (dry weight)] * 1,000,000
if ash wt > dry wt, "Chk for Err"
if dry wt-ash wt < 0.001 g, "< (1/dry wt) * 1,000,000"

ZnOAc Preserved

Batch drying time
rec'd times as mm/dd/yy hh:mm
time in oven 19:47
time out 9:35
elapsed hrs = 0.0 < 12 hr

SAMPLE ID	DISH #	SAMPLE (grams)	TARE WT (grams)	DRY WT 104C (grams)		dry wt (g)	TS (%)	ASH WT 550C (grams)		Ash Wt (g)	TVS (mg/kg) (%)
				CV-02	CV-02			1	2		
Blank	31	0	1.191	1.192							
PB35	32	6.3699	1.0999	4.3409							
OPB	33	7.727	1.096	4.9241							
TPB	34	6.9623	1.1058	4.5949							
DI	35	6.9268	1.1237	4.4577							
FI	36	6.1791	1.1096	3.7125							
HI	37	6.3856	1.1010	5.4069							
JI	38	6.6017	1.109	4.1564							
JJ	39	7.0017	1.0766	4.3340							
LI	40	7.0790	1.0796	4.9503							
NI	41	7.3227	1.1040	4.8738							
PI	42	6.6314	1.1136	4.5115							
RI	43	6.9918	1.0769	4.6551							
Blank	44	6.7810	1.0868	1.0867							
PB44A	45	7.8997	1.1353	5.6311							
OPA	46	6.8145	1.0849	6.3374							
TPA	47	7.2982	1.1284	5.6144							
OB	48	5.7605	1.1343	5.7153							
OJ	49	6.1252	1.1042	4.4159							
OD	50	6.4586	1.0982	5.1551							
OE	51	6.5750	1.0765	3.9650							
OF	52	5.8066	1.0803	4.2920							
OG	53	5.8535	1.0921	4.8236							
OH	54	6.9107	1.0877	4.9994							

6/8/9 CVs
44-58 shift down
weights of TVS

TOTAL SOLIDS/VOLATILE SOLIDS (TS / TVS) BENCHSHEET

(dry at 104 (12-24 hr) then combust at 560 (30 min))

DATE: 5/29/09
ANALYST: CSA

SAMPLE ID	DISH #	SAMPLE (grams)	TARE WT (grams)	DRY WT 104C (grams)		dry wt (g)	TS (%)	ASH WT 550C (grams)		Ash Wt (g)	TVS (mg/kg) (%)
				1	2			1	2		
Blank											
PS71	55	6.219	1.0777			5.5950					
J	56	6.2310	1.0851			4.6484					
K	57	6.8335	1.1032			5.6178					
L	58	6.4719	1.1270			3.9756					
M	59	6.4770	1.0948			3.4496					
N	60	6.7497	1.0650			4.2688					
O	61	6.4473	1.0938			3.6539					
Blank	62	0	1.0811			1.0812					
PS63 A1	63	5.5134	1.1204			3.6281					
PS63 A1	64	6.9129	1.0764			4.6018					
PS63 B1	65	5.1284	1.0840			1.0991					
PS63 C1	66	5.2432	1.0841			3.3467					
PS63 D1	67	6.1975	1.0880			2.6794					
PS63 E1	68	5.7536	1.2554			3.5552					
PS63 F1	69	6.7448	1.0963			4.9815					
PS63 G1	70	5.7172	1.1062			5.1616					
PS63 H1	71	6.7400	1.0949			5.9183					
PS63 I1	72	6.4865	1.0976			5.9141					
PS63 J1	73	6.3761	1.0762			3.8639					
						6.1812					

TS (%) calculated as:
Final dry wt (g) = (Dry Wt - Tare Wt)
TS = (Final Dry Wt) / (grams Sample-Tare)

TVS (mg/kg dry wt) calculated as:
Final ash wt (g) = (min ash wt - tare wt)
TVS (mg/kg) = [(Dry wt-Ash wt) / (dry weight)] * 1,000,000
if ash wt > dry wt, "Chk for Err"
if dry wt-ash wt < 0.001 g, "< (1/dry wt) * 1,000,000"

CV-02 CV-02

ZnOAc preserved

CSA

6/2/9 000

06/2/9 000

Original Run Filename: OM_6-9-2009_12-42-50PM.OMN created 6/9/2009 12:42:50 PM
 Original Run Author's Signature: UW
 Current Run Filename: 060909NH3A.omn last modified 6/9/2009 3:06:21 PM
 Description: LACHAT 1
 Standards made from ARI Stock#:0091-10

Sample	Cup No.	Channel 1		Detection Time	MANUAL DILUTION FACTOR
		NH3			
		Conc. (mg N/L)	Area (Vs)		
STD 1.0	S1	1	33.4575	6/9/2009@12:43:53 PM	
STD 0.8	S2	0.8	26.9851	6/9/2009@12:45:04 PM	
STD 0.5	S3	0.5	16.7847	6/9/2009@12:46:15 PM	
STD 0.2	S4	0.2	6.7740	6/9/2009@12:47:25 PM	
STD 0.05	S5	0.05	1.9531	6/9/2009@12:48:36 PM	
STD 0.02	S6	0.02	0.6798	6/9/2009@12:49:47 PM	
STD 0.01	S7	0.01	0.4335	6/9/2009@12:50:58 PM	
BLANK	S8	0	0.3116	6/9/2009@12:52:09 PM	
ICV ERA 04088	9	0.5122	17.2509	6/9/2009@12:53:20 PM	
Known Conc:		0.5			
Calibration:		Table/Fig. 1			
ICB	10	0.0079	0.4250	6/9/2009@12:59:17 PM	
Known Conc:		0			
LOW	11	0.0124	0.5765	6/9/2009@1:05:15 PM	
Known Conc:		0.01			
PREP BLK A	12	-0.0061	-0.0394	6/9/2009@1:11:12 PM	
PREP CHK A	13	10.1488	17.0926	6/9/2009@1:12:23 PM	20.0000
PB35 A1	14	0.2923	9.9165	6/9/2009@1:13:33 PM	
PB35 A1 DUP	15	0.3364	11.3875	6/9/2009@1:14:44 PM	
PB35 A1 TRP	16	0.327	11.0731	6/9/2009@1:15:56 PM	

% R = 102.44

% R = 124

% R = 101.49

0.4 ml * 1000 ppm / 40 ml

PB35 A1 MS	19	10.3202	17.3785	6/9/2009@1:17:07 PM	20.0000
PB35 C1	20	0.4856	16.3653	6/9/2009@1:18:18 PM	
CCV	17	0.5166	17.3993	6/9/2009@1:19:29 PM	
Known Conc:		0.5			
CCB	18	0.0031	0.2652	6/9/2009@1:25:26 PM	
Known Conc:		0			
PB35 E1	21	0.4813	16.2200	6/9/2009@1:31:24 PM	
PB35 G1	22	0.1193	4.1443	6/9/2009@1:32:36 PM	
PB35 I1	23	0.6787	22.8058	6/9/2009@1:33:47 PM	
PB35 J1	24	0.3935	13.2919	6/9/2009@1:34:59 PM	
PB35 K1	25	0.4054	13.6897	6/9/2009@1:36:09 PM	
PB35 M1	26	0.4571	15.4129	6/9/2009@1:37:21 PM	
PB35 O1	27	0.705	23.6854	6/9/2009@1:38:33 PM	
PB35 Q1	28	0.437	14.7425	6/9/2009@1:39:44 PM	
PB63 A2	29	0.1453	5.0101	6/9/2009@1:40:55 PM	
PB63 B2	30	0.4491	15.1458	6/9/2009@1:42:07 PM	
CCV	17	0.5145	17.3270	6/9/2009@1:43:19 PM	
Known Conc:		0.5			
CCB	18	0.0071	0.3987	6/9/2009@1:49:16 PM	
Known Conc:		0			
PB63 C2	31	0.3781	12.7787	6/9/2009@1:55:14 PM	
PB63 D2	32	0.0681	2.4356	6/9/2009@1:56:27 PM	
PB63 E2	33	0.2897	9.8280	6/9/2009@1:57:38 PM	
PB63 F2	34	0.2785	9.4533	6/9/2009@1:58:49 PM	
PB63 G2	35	0.0464	1.7105	6/9/2009@2:00:00 PM	
PB63 H2	36	1.148	38.4640	6/9/2009@2:01:13 PM	

% R = 100.28
0.4 ml * 1000 ppm / 40 ml

% R = 103.32

% R = 102.9

PB63 I2	37	0.1684	5.7806	6/9/2009@2:02:25 PM	
PREP BLK B	38	-0.0114	-0.2187	6/9/2009@2:03:37 PM	
PREP CHK B	39	10.3924	17.4990	6/9/2009@2:04:49 PM	20.0000
PB44 A2	40	0.4023	13.5835	6/9/2009@2:06:00 PM	
CCV	17	0.5177	17.4346	6/9/2009@2:07:11 PM	
Known Conc:		0.5			
CCB	18	0.0025	0.2463	6/9/2009@2:13:10 PM	
Known Conc:		0			
PB44 A2 DUP	41	0.4411	14.8800	6/9/2009@2:19:08 PM	
PB44 A2 TRP	42	0.4001	13.5108	6/9/2009@2:20:21 PM	
PB44 A2 MS	43	10.549	17.7603	6/9/2009@2:21:33 PM	20.0000
PB63 H2	44	1.1769	19.7960	6/9/2009@2:22:45 PM	2.0000
PREP BLK B	38	-0.0045	0.0129	6/9/2009@2:23:58 PM	
PB44 B2	45	0.5414	18.2269	6/9/2009@2:25:09 PM	
PB44 C2	46	0.5433	18.2897	6/9/2009@2:26:21 PM	
PB44 D2	47	0.039	1.4632	6/9/2009@2:27:34 PM	
PB44 E2	48	0.2827	9.5941	6/9/2009@2:28:46 PM	
PB44 F2	49	0.5052	17.0170	6/9/2009@2:29:59 PM	
CCV	17	0.5171	17.4144	6/9/2009@2:31:10 PM	
Known Conc:		0.5			
CCB	18	0.0068	0.3906	6/9/2009@2:37:07 PM	
Known Conc:		0			
PB44 G2	50	0.0892	3.1389	6/9/2009@2:43:06 PM	
PB44 H2	51	0.0101	0.4991	6/9/2009@2:44:19 PM	
PB44 I2	52	0.0148	0.6562	6/9/2009@2:45:31 PM	
PB44 J2	53	0.2415	8.2214	6/9/2009@2:46:44 PM	

% R = 103.92
0.4 ml * 1000 ppm / 40 ml

% R = 103.54

% R = 101.47
0.4 ml * 1000 ppm / 40 ml

% R = 103.42

PB44 K2	54	0.1537	5.2900	6/9/2009@2:47:56 PM	
PB44 L2	55	0.3474	11.7547	6/9/2009@2:49:08 PM	
PB44 M2	56	0.5238	17.6393	6/9/2009@2:50:21 PM	
PB44 N2	57	0.3385	11.4566	6/9/2009@2:51:34 PM	
PB44 O2	58	0.3944	13.3220	6/9/2009@2:52:46 PM	
KCL	59	0.002	0.2305	6/9/2009@2:53:58 PM	
CCV	17	0.5123	17.2563	6/9/2009@2:55:10 PM	
Known Conc:		0.5			
CCB	18	0.0039	0.2921	6/9/2009@3:01:07 PM	
Known Conc:		0			

% R = 102.46

A

Soil Extraction Log

Date: 6-8-09

Parameter:

Analyst: W

Extraction Procedure: 4g sample in 40ml 2N KCl, shaken 1hr, centrifuged + filtered.

Time	Sample ID			Spikes and Standards			Notes & Comments
		Sample Wt (grams)	Extract Vol (mL)	Vol added (mL)	Conc of Std (mg/L)	Conc in Extract (mg/L)	
15:00	P-7LH	—	40				
	P-CHK	—		0.4	1.000	10	ERA 04088
	PB35A1	4.11					
	Al dup	4.10					
	Al kp	4.10					
	Alms	4.29		0.4	1.000	10	ARI 0091-10
	CI	4.13					
	EI	4.18					
	GI	4.05					
	II	4.15					
	J1	4.28					
	K1	4.22					
	M1	4.22					
	O1	4.17					
	Q1	4.10					
	P767A2	4.37					
	R2	4.27					
	C2	4.01					
	D2	4.14					
	E2	4.21					
	F2	4.23					
	G2	4.28					
	H2	4.17					
	I2	4.19					

6-8-09
W

13

Soil Extraction Log

Date: 6-8-09

Parameter:

Analyst: W

Extraction Procedure: 4g in 40 mL 2M KCl, shaken 1 hr, centrifuged + filtered.

Time	Sample ID			Spikes and Standards			Notes & Comments
		Sample Wt (grams)	Extract Vol (mL)	Vol added (mL)	Conc of Std (mg/L)	Conc in Extract (mg/L)	
15:00	Prep Blk	4	40				
	Prep CHk			0.4	1,000	10	ERA 04088
	PR 44 AZ	4.01					
	AZ dyp	4.42					
	AZ top	4.04					
	AZ mid	4.26		0.4	1,000	10	ARI 0091-10
	BL	4.22					
	CL	4.29					
	DL	4.09					
	EL	4.22					
	FL	4.07					
	GL	4.24					
	HL	4.08					
	IL	4.08					
	JL	4.16					
	KL	4.28					
	LL	4.11					
	ML	4.03					
	NL	4.27					
	OL	4.09					

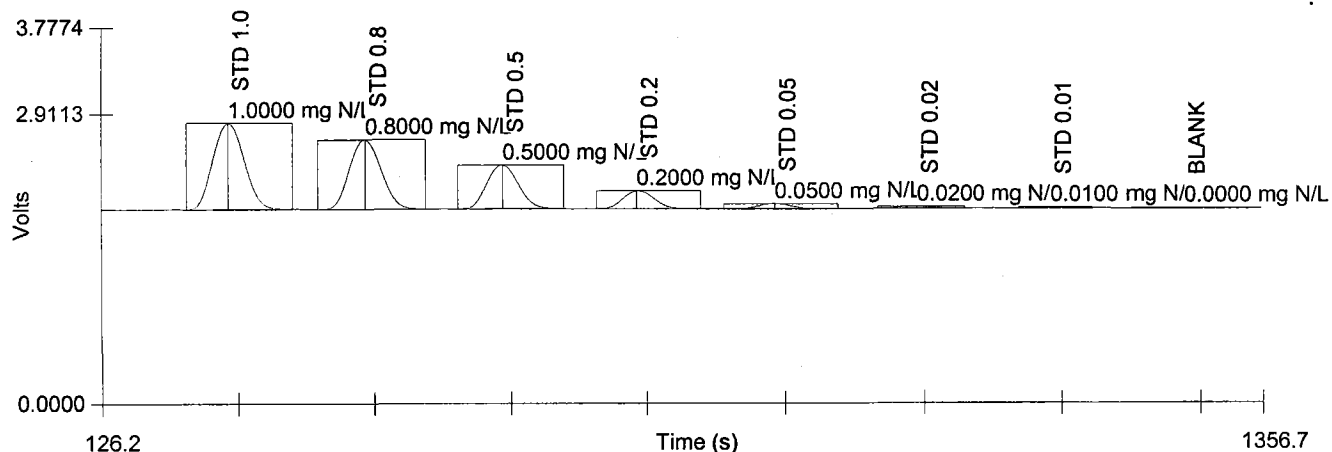
6-8-09
W

Original Run Filename: OM_6-9-2009_12-42-50PM.OMN created 6/9/2009 12:42:50 PM
 Original Run Author's Signature: [Omnion User]
 Current Run Filename: 060909NH3A.omn last modified 6/9/2009 3:06:21 PM
 Current Run Author's Signature: [Omnion User]
 Description: Default New Run

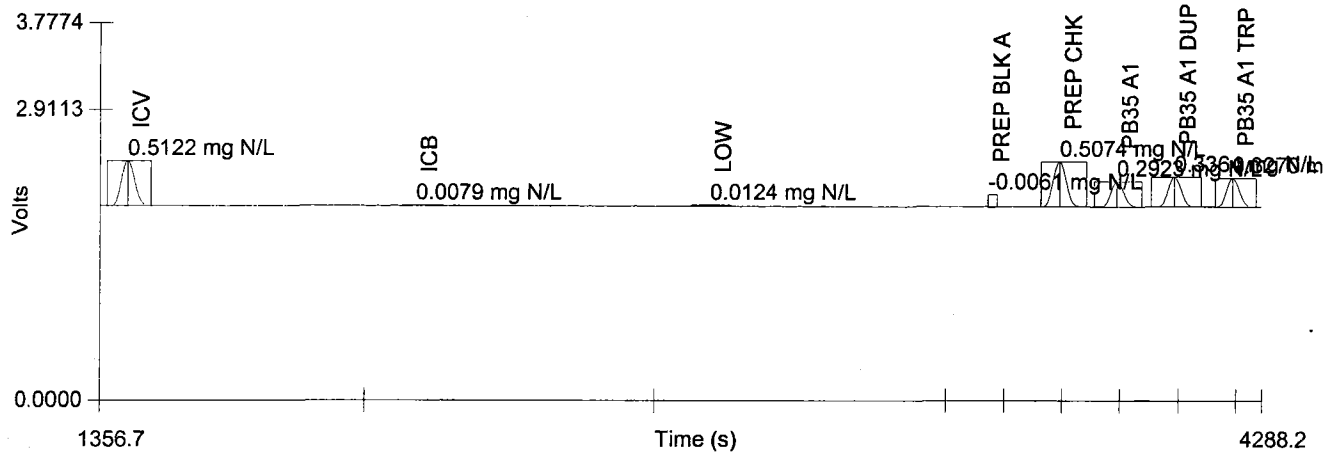
Sample	Cup No.	Channel 1		Detection Time	MDF
		NH3 Conc. (mg N/L)	Area (Vs)		
STD 1.0	S1	1.0000	33.4575	6/9/2009@12:43:53 PM	
STD 0.8	S2	0.8000	26.9851	6/9/2009@12:45:04 PM	
STD 0.5	S3	0.5000	16.7847	6/9/2009@12:46:15 PM	
STD 0.2	S4	0.2000	6.7740	6/9/2009@12:47:25 PM	
STD 0.05	S5	0.0500	1.9531	6/9/2009@12:48:36 PM	
STD 0.02	S6	0.0200	0.6798	6/9/2009@12:49:47 PM	
STD 0.01	S7	0.0100	0.4335	6/9/2009@12:50:58 PM	
BLANK	S8	0.0000	0.3116	6/9/2009@12:52:09 PM	
ICV	9	0.5122	17.2509	6/9/2009@12:53:20 PM	
Known Conc:		0.5000			
Calibration:		Table/Fig. 1			
ICB	10	0.0079	0.4250	6/9/2009@12:59:17 PM	
Known Conc:		0.0000			
LOW	11	0.0124	0.5765	6/9/2009@1:05:15 PM	
Known Conc:		0.0100			
PREP BLK A	12	-0.0061	-0.0394	6/9/2009@1:11:12 PM	
PREP CHK A	13	10.1488	17.0926	6/9/2009@1:12:23 PM	20.00
PB35 A1	14	0.2923	9.9165	6/9/2009@1:13:33 PM	
PB35 A1 DUP	15	0.3364	11.3875	6/9/2009@1:14:44 PM	
PB35 A1 TRP	16	0.3270	11.0731	6/9/2009@1:15:56 PM	
PB35 A1 MS	19	10.3202	17.3785	6/9/2009@1:17:07 PM	20.00
PB35 C1	20	0.4856	16.3653	6/9/2009@1:18:18 PM	
CCV	17	0.5166	17.3993	6/9/2009@1:19:29 PM	
Known Conc:		0.5000			
CCB	18	0.0031	0.2652	6/9/2009@1:25:26 PM	
Known Conc:		0.0000			
PB35 E1	21	0.4813	16.2200	6/9/2009@1:31:24 PM	
PB35 G1	22	0.1193	4.1443	6/9/2009@1:32:36 PM	
PB35 I1	23	0.6787	22.8058	6/9/2009@1:33:47 PM	
PB35 J1	24	0.3935	13.2919	6/9/2009@1:34:59 PM	
PB35 K1	25	0.4054	13.6897	6/9/2009@1:36:09 PM	
PB35 M1	26	0.4571	15.4129	6/9/2009@1:37:21 PM	
PB35 O1	27	0.7050	23.6854	6/9/2009@1:38:33 PM	
PB35 Q1	28	0.4370	14.7425	6/9/2009@1:39:44 PM	
PB63 A2	29	0.1453	5.0101	6/9/2009@1:40:55 PM	
PB63 B2	30	0.4491	15.1458	6/9/2009@1:42:07 PM	
CCV	17	0.5145	17.3270	6/9/2009@1:43:19 PM	
Known Conc:		0.5000			
CCB	18	0.0071	0.3987	6/9/2009@1:49:16 PM	
Known Conc:		0.0000			
PB63 C2	31	0.3781	12.7787	6/9/2009@1:55:14 PM	
PB63 D2	32	0.0681	2.4356	6/9/2009@1:56:27 PM	
PB63 E2	33	0.2897	9.8280	6/9/2009@1:57:38 PM	
PB63 F2	34	0.2785	9.4533	6/9/2009@1:58:49 PM	
PB63 G2	35	0.0464	1.7105	6/9/2009@2:00:00 PM	
PB63 H2	36	1.1480	38.4640	6/9/2009@2:01:13 PM	
PB63 I2	37	0.1684	5.7806	6/9/2009@2:02:25 PM	
PREP BLK B	38	-0.0114	-0.2187	6/9/2009@2:03:37 PM	
PREP CHK B	39	10.3924	17.4990	6/9/2009@2:04:49 PM	20.00
PB44 A2	40	0.4023	13.5835	6/9/2009@2:06:00 PM	
CCV	17	0.5177	17.4346	6/9/2009@2:07:11 PM	
Known Conc:		0.5000			
CCB	18	0.0025	0.2463	6/9/2009@2:13:10 PM	
Known Conc:		0.0000			
PB44 A2 DUP	41	0.4411	14.8800	6/9/2009@2:19:08 PM	
PB44 A2 TRP	42	0.4001	13.5108	6/9/2009@2:20:21 PM	
PB44 A2 MS	43	10.5490	17.7603	6/9/2009@2:21:33 PM	20.00
PB63 H2	44	1.1769	19.7960	6/9/2009@2:22:45 PM	2.00

PREP BLK B	38	-0.0045	0.0129	6/9/2009@2:23:58 PM
PB44 B2	45	0.5414	18.2269	6/9/2009@2:25:09 PM
PB44 C2	46	0.5433	18.2897	6/9/2009@2:26:21 PM
PB44 D2	47	0.0390	1.4632	6/9/2009@2:27:34 PM
PB44 E2	48	0.2827	9.5941	6/9/2009@2:28:46 PM
PB44 F2	49	0.5052	17.0170	6/9/2009@2:29:59 PM
CCV	17	0.5171	17.4144	6/9/2009@2:31:10 PM
Known Conc:		0.5000		
CCB	18	0.0068	0.3906	6/9/2009@2:37:07 PM
Known Conc:		0.0000		
PB44 G2	50	0.0892	3.1389	6/9/2009@2:43:06 PM
PB44 H2	51	0.0101	0.4991	6/9/2009@2:44:19 PM
PB44 I2	52	0.0148	0.6562	6/9/2009@2:45:31 PM
PB44 J2	53	0.2415	8.2214	6/9/2009@2:46:44 PM
PB44 K2	54	0.1537	5.2900	6/9/2009@2:47:56 PM
PB44 L2	55	0.3474	11.7547	6/9/2009@2:49:08 PM
PB44 M2	56	0.5238	17.6393	6/9/2009@2:50:21 PM
PB44 N2	57	0.3385	11.4566	6/9/2009@2:51:34 PM
PB44 O2	58	0.3944	13.3220	6/9/2009@2:52:46 PM
KCL	59	0.0020	0.2305	6/9/2009@2:53:58 PM
CCV	17	0.5123	17.2563	6/9/2009@2:55:10 PM
Known Conc:		0.5000		
CCB	18	0.0039	0.2921	6/9/2009@3:01:07 PM
Known Conc:		0.0000		

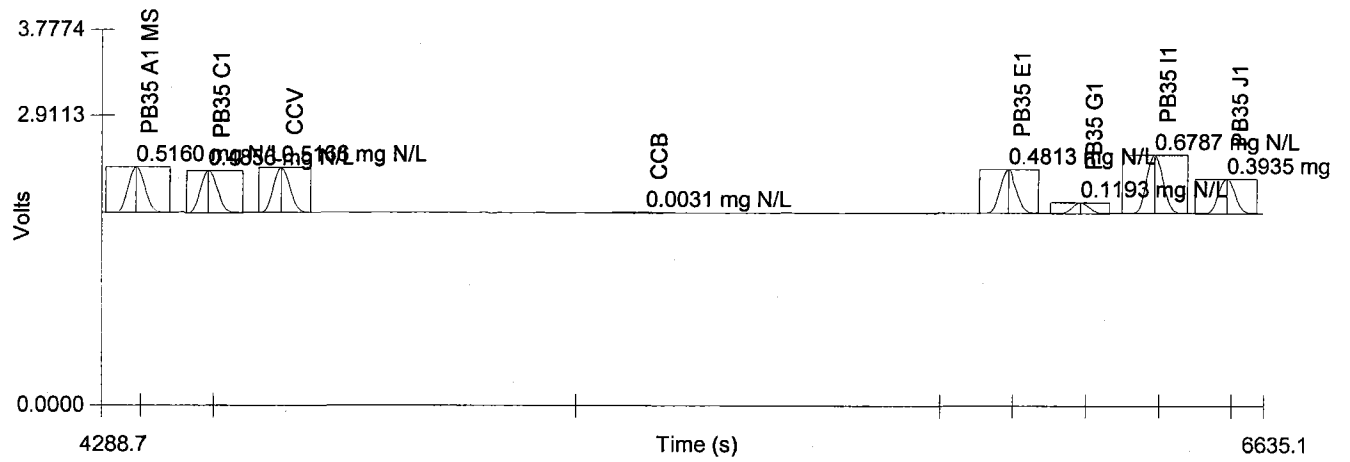
Channel 1: Set 1 of 9




Channel 1: Set 2 of 9



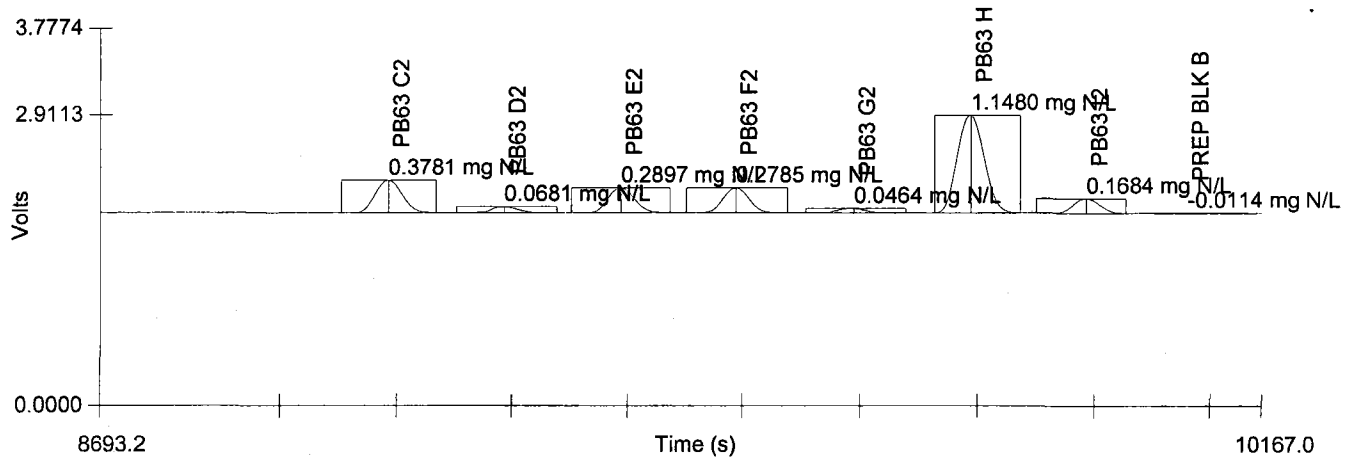
Channel 1: Set 3 of 9



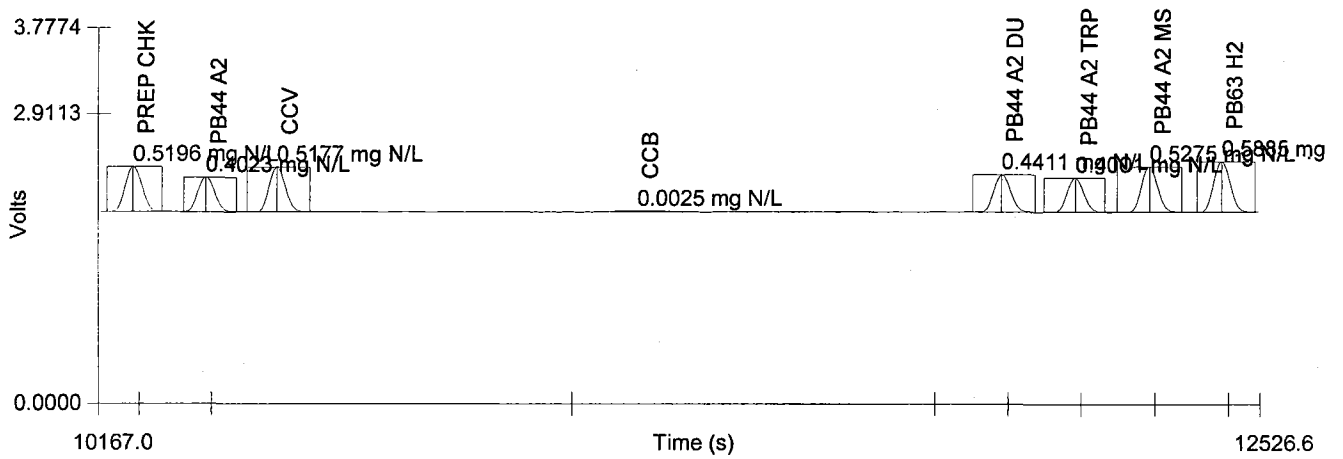
Channel 1: Set 4 of 9



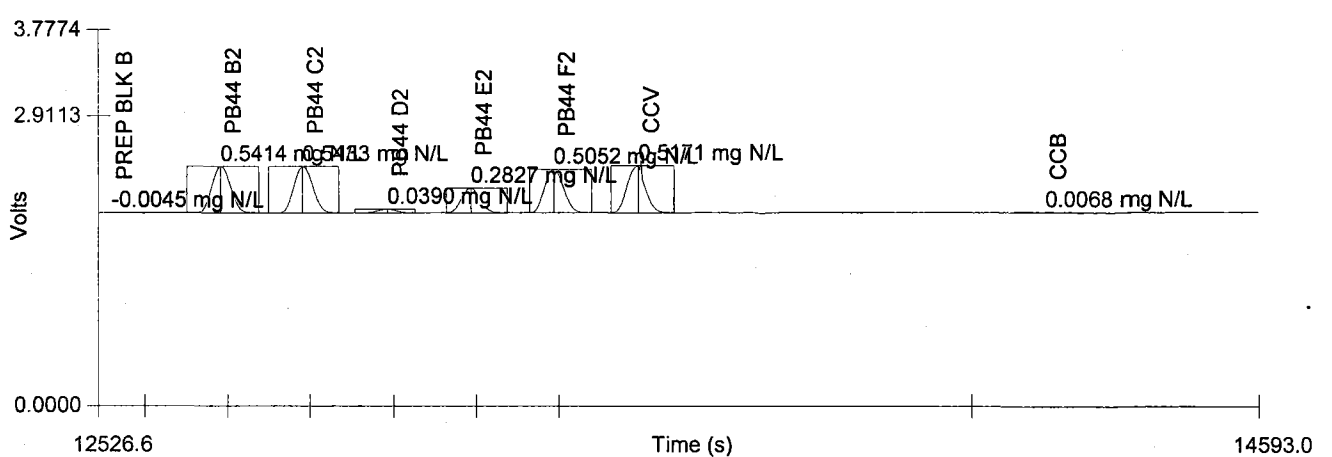
Channel 1: Set 5 of 9



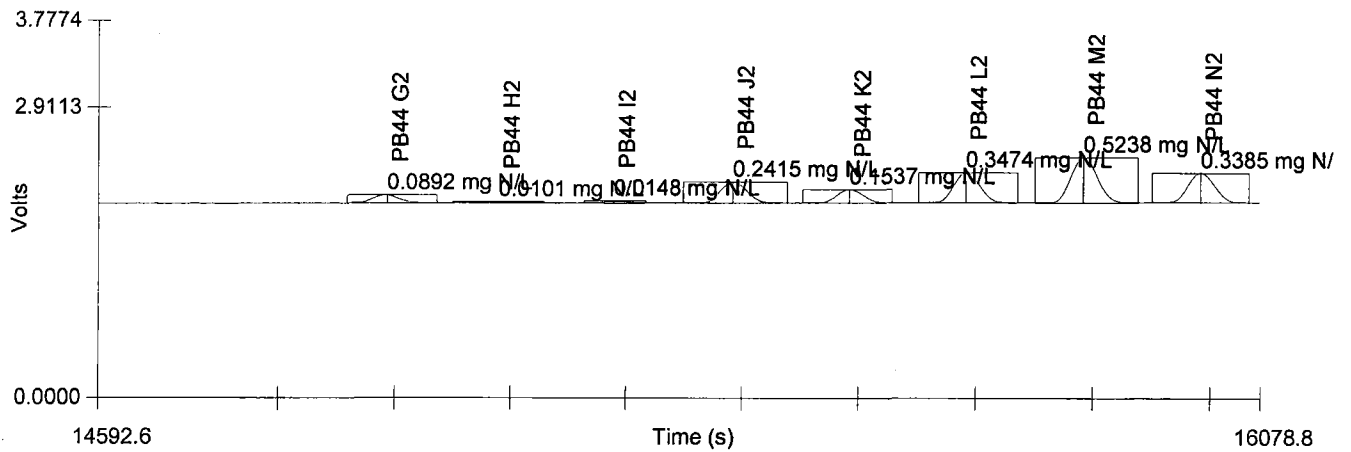
Channel 1: Set 6 of 9



Channel 1: Set 7 of 9



Channel 1: Set 8 of 9



Channel 1: Set 9 of 9

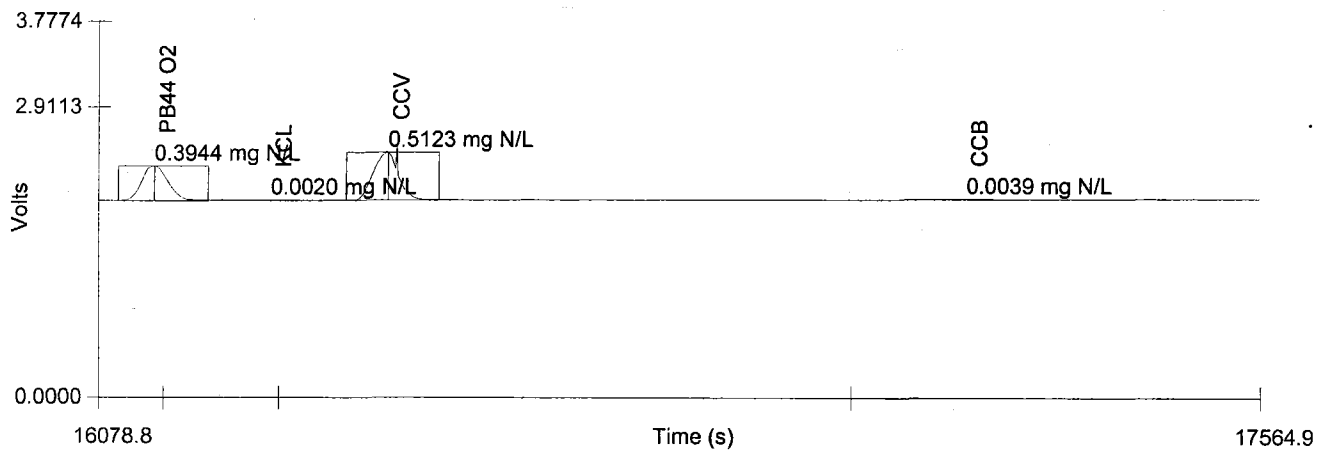
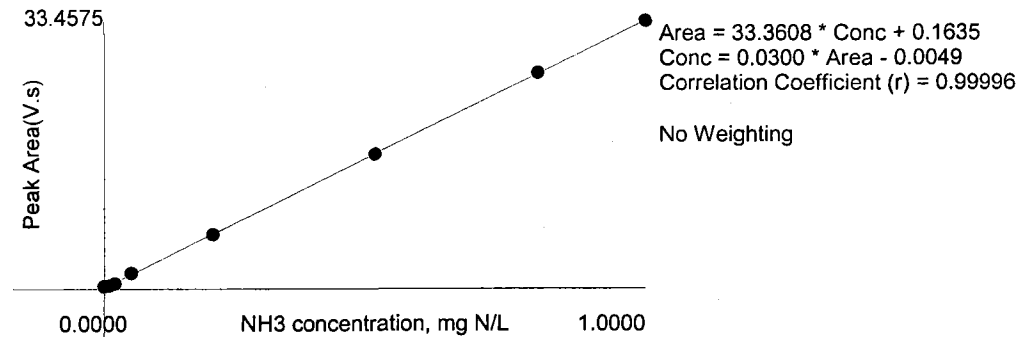


Table 1: NH3

	Conc. (mg N/L)	Rep	Peak Area (Volt-s)	Peak Height (Volts)	% Residual	Detection Date	Detection Time
1	1.0000	1	33.4575	0.8633	0.2	6/9/2009	12:43:53 PM
2	0.8000	1	26.9851	0.6955	-0.5	6/9/2009	12:45:04 PM
3	0.5000	1	16.7847	0.4394	0.4	6/9/2009	12:46:15 PM
4	0.2000	1	6.7740	0.1795	0.9	6/9/2009	12:47:25 PM
5	0.0500	1	1.9531	0.0507	-6.6	6/9/2009	12:48:36 PM
6	0.0200	1	0.6798	0.0193	18.2	6/9/2009	12:49:47 PM
7	0.0100	1	0.4335	0.0132	12.8	6/9/2009	12:50:58 PM
8	0.0000	1	0.3116	0.0057		6/9/2009	12:52:09 PM

Figure 1: NH3



TOC Solids Prep Log

acid purging to remove IC and drying at 70°C for TOC analysis

General notes regarding prep method and samples (identify the acid used)

DATE: 6/8/2009

ANALYST: CDE / KE 18:47

make no entry to shaded cells, they are calculated

Sample ID		IC Test + / -	Gravimetric Data (grams)			% Solids	Sample description & notes (homogeneity and exclusions)
ARI #	Client		Tare Wt.	Wet wt.	70°C dry wt		
Blank			13.0396		13.0398	0.2 mg	
PB44 F2		-	12.8448	18.7255	17.1442	73.11%	
PB44 I 2		+/-	12.8604	19.1647	18.3704	87.40%	
PB63 A2		-	12.8930	17.6677	16.4810	75.15%	
PB63 A2 DUP		-	12.9011	18.4798	16.5688	65.74%	
PB63 A2 TRIP		-	12.9213	18.3033	16.6841	69.91%	
PB63 B2		-	12.8709	17.9655	15.6131	53.83%	
PB63 C2		-	12.8949	18.4635	17.0133	73.96%	
PB63 D2		+/-	12.9137	18.7782	18.1186	88.75%	
PB63 E2		-	12.8764	19.3576	17.8052	76.05%	
PB63 F2		-	12.9272	17.6711	15.9206	63.10%	
PB63 G2		-	12.8929	17.5862	17.1178	90.02%	
PB63 H2		-	12.9126	18.0229	15.8320	57.13%	
PB63 I 2		-	12.9272	18.9016	17.7917	81.42%	
PB76 A1		-	12.9581	17.8354	16.2215	66.91%	
PB76 B1		-	12.8618	18.1925	15.6462	52.23%	
PB76 C1		-	12.8975	18.3766	16.0147	56.89%	
PB76 C1 DUP		-	12.8632	18.2488	16.2920	63.67%	
PB76 C1 TRIP		-	12.9089	19.4655	17.0298	62.85%	

① 6909 ②



Analytical Resources, Incorporated
Analytical Chemists and Consultants

TOC Solids Preparation Log

Acid purge to remove IC and drying 70 °C for TOC analysis
Add general notes regarding samples and preparation and identify the acid used

Analyst CDC / (u)

Date 6/8/9 18:47

Sample Identification		IC Test	Gravimetric Data			% Solids	Sample description & notes
ARI #	Client ID		Tare	Wet	70 °C		
Blank			13.0396	Ø	13.0398		
PB44 F ²		-	12.8448	18.7255	17.1442		
↓ I ²		+ -	12.8604	19.1647	18.3704		
PB63 A ²		-	12.8930	17.6677	16.4810	light fluffy sed.	
↓ OP A ²		-	12.9011	18.4798	16.5688	↓	
TP A ²		-	12.9213	18.3033	16.6841	↓	
B ²		-	12.8709	17.9655	15.6131	silt	
C ²		-	12.8949	18.4635	16.170133	sand/Rocks/crabs ↓	
D ²		+ -	12.9137	18.7782	18.1186	↓	
E ²		-	12.8764	19.3576	17.8052	Silt & Rocks	
F ²		-	12.9272	17.6711	15.9206	silt & shells	
G ²		-	12.8929	17.5862	17.1178	Sand & Rocks	
↓ H ²		-	12.9126	18.0229	15.8320	Dark silt	
I ²		-	12.9272	18.9016	17.7117	sed.	
PB76 A ¹		-	12.9581	17.8354	16.2215	Rocks/wood/some shells	
↓ B ¹		-	12.8618	18.1925	15.6462	silt	
C ¹		-	12.8975	18.3766	16.0147		
↓ OP C ¹		-	12.8632	18.2488	16.2920		
TP C ¹		-	12.9089	19.4655	18.0298		

6/8/09 CDC

W
6-12-09

TOC, Solids Data Analysis, DC-190 DATE: 6/11/09 10:00
 Mode: NPOC Inlet: Boat ANALYST: KE
 Spike Std = 2,000 ppm C

Calibration Data			
Calibration Standard	Source: ARI # 0094 - 06	Conc (ppm):	2,000
Observed Values (µg/g)		mean	Cal Factor
1,499	1,451	1,515	1,488
			1.344
Verification Standard	Source: ERA 0506 - 09 - 01	Conc (ppm):	5,000
Standard Reference Material	Source: NIST 8704	Conc (ppm):	33,510

Blank Data							Historical Blank Limits	
System Blanks (enter "observed C")							mean	stdev
Replicate Determinations							Mean	condition
Replicate	1	2	3	4	5			
ppm	6.06	3.94	5.53	6.55		5.52	OK!	
Silica Blanks (enter "corrected C" at end of run)								
Replicate	1	2	3	4	5	Mean	condition	

Sample Data (Entered data must match the Dohrmann output report !)
 "Corrected C" (no dilution) = "Observed C" - Mean Blank
 "Corrected C" (with dilution) = ("Observed C" - (Mean Silica Blank * %Silica)) * Dilution Factor

Sample ID	Dilution Data				Spike (µL Std)	Combustion Data			
	Sample wt. (mg)	Final wt. (mg)	Silica (%)	Dilution Factor		Burn wt. (mg)	Observed C (ppm C)	Corrected C (ppm C)	
ICV				1.00		10.0	4884	4,878	97.57%
Blank				1.00		10.0	6.059		Blank OK
NIST 8704				1.00		3.4	30690	30,684	91.57%
PB44 K2				1.00		1.9	23620	23,614	Range OK!
PB44 K2 dup				1.00		2.0	22920	22,914	RPD=3%
PB44 K2 trp				1.00		1.8	20840	20,834	RSD=6.4%
PB44 K2 ms				1.00	20	1.5	49960	49,954	Range OK!
Spike = 0.04 mg C to 1.5 mg samp = 26,667 ppm									99%
PB44 G2				1.00		2.9	7450	7,444	Range OK!
PB44 H2				1.00		1.9	3887	3,881	Range OK!
PB44 I 2				1.00		2.7	6611	6,605	Range OK!
PB44 J 2				1.00		1.7	24170	24,164	Range OK!
PB44 L2				1.00		2.3	22980	22,974	Range OK!
CCV				1.00		40.0	5687	5,684	113.63%
CCV				1.00		10.0	5373	5,367	107.35%
Blank				1.00		10.0	3.941		Blank OK
PB44 M2				1.00		3.4	13020	13,014	Range OK!
PB44 N2				1.00		3.3	11750	11,744	Range OK!
PB44 O2				1.00		2.0	40490	40,484	Range OK!
PB63 A2				1.00		1.5	40450	40,444	Range OK!
PB63 A2 dup				1.00		1.4	32530	32,524	RPD=21.7%
PB63 A2 dup				1.00		1.5	37320	37,314	RPD=8.1%
PB63 A2 trp				1.00		1.6	37420	37,414	RSD=4.6%
PB63 A2 ms				1.00	30	1.3	85550	85,544	Range OK!
Spike = 0.06 mg C to 1.3 mg samp = 46,154 ppm									98%
PB63 B2				1.00		1.6	30780	30,774	Range OK!
PB63 C2				1.00		1.7	26010	26,004	Range OK!
CCV				1.00		10.0	4696	4,690	93.81%
Blank				1.00		40.0	131.7		Check Blank
Blank				1.00		40.0	119.7		Check Blank
Blank				1.00		10.0	5.534		Blank OK
PB63 D2				1.00		0.9	45770	45,764	Range OK!
PB63 E2				1.00		2.6	9153	9,147	Range OK!

Sample Data (Entered data must match the Dohrmann output report !)									
"Corrected C" (no dilution) = "Observed C" - Mean Blank									
"Corrected C" (with dilution) = ("Observed C" - (Mean silica Blank * %Silica)) * Dilution Factor									
Sample ID	Dilution Data				Spike (µL Std)	Combustion Data			
	Sample wt. (mg)	Final wt. (mg)	Silica (%)	Dilution Factor		Burn wt. (mg)	Observed C (ppm C)	Corrected C (ppm C)	
PB63 F2				1.00		1.3	12380	12,374	Range OK!
PB63 G2				1.00		1.4	6834	6,828	Range OK!
PB63 H 2				1.00		2.6	9034	9,028	Range OK!
PB63 I 2				1.00		2.1	14000	13,994	Range OK!
NIST 8704				1.00		3.1	32450	32,444	96.82%
CCV				1.00		10.0	5371	5,365	107.31%
Blank			-	1.00		10.0	0	-	NO PEAK!
Blank				1.00		10.0	6.551		Blank OK



① 6-11-09 (W)

TOC Solids Sample Run Log Page 1 of 2

Set-Up Parameters MODE: <i>NPOC</i>			INLET: <i>BOAT</i>			
Standards:	Source	Conc (ppm)	10.00			
Calibration:	<i>ARI 0094-06</i>	<i>2000</i>				
Verification:	<i>ERA 0500-09-01</i>	<i>5000</i>				
SRM:	<i>NBS 8704</i>	<i>33570</i>				
Sample Sequence:						
Sample ID	Dilution Data (mg)		Burn Wt	Matrix Spike Data		Comments
	Sample	+ Silica Gel	mg	mg/L	µL added	
<i>ICV</i>			<i>10</i>			
<i>ICB</i>			<i>10</i>			
<i>NBS 8704</i>			<i>3.4</i>			
<i>PB44</i>	<i>K2</i>		<i>1.9</i>			
	<i>AP K2</i>		<i>2.0</i>			
	<i>HP K2</i>		<i>1.8</i>			
	<i>MS K2</i>		<i>1.5</i>	<i>2000</i>	<i>20</i>	
	<i>G2</i>		<i>2.9</i>			
	<i>H2</i>		<i>1.9</i>			
	<i>I2</i>		<i>2.7</i>			
	<i>J2</i>		<i>1.7</i>			
	<i>K2</i>		<i>2.3</i>			
<i>CCV</i>			<i>10/10</i>			<i>2 injects</i>
<i>CCB</i>			<i>10</i>			
<i>PB44</i>	<i>M2</i>		<i>3.4</i>			
	<i>N2</i>		<i>3.3</i>			
	<i>O2</i>		<i>2.0</i>			
<i>PB63</i>	<i>A2</i>		<i>1.5</i>			
	<i>AP A2</i>		<i>1.54</i>			
	<i>HP A2</i>		<i>1.5</i>			
	<i>XP A2</i>		<i>1.6</i>			
	<i>MS A2</i>		<i>1.3</i>	<i>2000</i>	<i>30</i>	
	<i>B2</i>		<i>1.6</i>			
	<i>C2</i>		<i>1.7</i>			
<i>CCV</i>			<i>10</i>			
<i>CCB</i>			<i>10/10</i>			<i>2 injects</i>
<i>PB63</i>	<i>D2</i>		<i>0.9</i>			<i>air flow loss new #1 (Oring)</i>
	<i>E2</i>		<i>2.6</i>			
	<i>F2</i>		<i>1.3</i>			
	<i>G2</i>		<i>1.4</i>			
	<i>H2</i>		<i>2.6</i>			
	<i>I2</i>		<i>2.1</i>			



06-11-09 (W)

TOC Solids Sample Run Log Page 2 of 2

Set-Up Parameters MODE: <i>NPOC</i>			INLET: <i>BOAT</i>			
Standards:	Source	Conc (ppm)		<i>10.00</i>		
Calibration:	<i>ARI 0094-06</i>	<i>2000</i>				
Verification:	<i>ERA 0506-09-01</i>	<i>5000</i>				
SRM:	<i>NBS 8204</i>	<i>33570</i>				
Sample Sequence:						
Sample ID	Dilution Data (mg)		Burn Wt	Matrix Spike Data		Comments
	Sample	+ Silica Gel	mg	mg/L	µL added	
<i>NBS 8204</i>			<i>3.1</i>			
<i>CCW</i>			<i>10</i>			
<i>QCCB</i>			<i>*10/10</i>			<i>* No Inlet (No Peak)</i>
<i>6-11-09 (W)</i>						

6-11-09 (u)

Operating Parameters

Analysis set-up 1
NPOC Analysis
Boat mode
Sample size 10.
Calibration factor 1.343832
System blank 0.
Std. concentration = 2000.
Sample mass (mg) = 10.
1. NPOC = 4884. ug/g
10:05:31 Thu Jun 11, 2009
Sample mass (mg) = 10.
1. NPOC = 6059 ug/g
10:26:58 Thu Jun 11, 2009
Sample mass (mg) = 3.4
1. NPOC = 30890. ug/g
10:56:51 Thu Jun 11, 2009
Sample mass (mg) = 1.9
1. NPOC = 33620. ug/g
11:04:56 Thu Jun 11, 2009
Sample mass (mg) = 2.
1. NPOC = 22920. ug/g
11:19:16 Thu Jun 11, 2009
Sample mass (mg) = 1.3
1. NPOC = 20640. ug/g
11:53:39 Thu Jun 11, 2009
Sample mass (mg) = 1.5
1. NPOC = 49850. ug/g
12:06:20 Thu Jun 11, 2009
Sample mass (mg) = 2.9
1. NPOC = 7450. ug/g
12:17:07 Thu Jun 11, 2009
Sample mass (mg) = 1.6
1. NPOC = 3387. ug/g
12:23:54 Thu Jun 11, 2009
Sample mass (mg) = 2.7
1. NPOC = 8611. ug/g
12:32:47 Thu Jun 11, 2009
Sample mass (mg) = 1.7
1. NPOC = 24170. ug/g
12:54:08 Thu Jun 11, 2009
Sample mass (mg) = 2.3
1. NPOC = 22980. ug/g
13:25:06 Thu Jun 11, 2009
Sample mass (mg) = 10.
1. NPOC = 5837. ug/g
13:36:18 Thu Jun 11, 2009
Sample mass (mg) = 10.
1. NPOC = 5373. ug/g
13:39:47 Thu Jun 11, 2009
Sample mass (mg) = 10.
1. NPOC = 3.881 ug/g
13:59:36 Thu Jun 11, 2009
Sample mass (mg) = 3.3
1. NPOC = 13000 ug/g
14:11:33 Thu Jun 11, 2009
Sample mass (mg) = 3.3
1. NPOC = 12250. ug/g
14:26:07 Thu Jun 11, 2009

15:12:00 Thu Jun 11, 2009
Sample mass (mg) = 1.5
1. NPOC = 40450. ug/g

15:26:32 Thu Jun 11, 2009
Sample mass (mg) = 1.4
1. NPOC = 32530. ug/g

15:33:11 Thu Jun 11, 2009
Sample mass (mg) = 1.5
1. NPOC = 37320. ug/g

15:41:12 Thu Jun 11, 2009
Sample mass (mg) = 1.6
1. NPOC = 37420. ug/g

15:50:16 Thu Jun 11, 2009
Sample mass (mg) = 1.3
1. NPOC = 55550. ug/g

16:00:02 Thu Jun 11, 2009
Sample mass (mg) = 1.6
1. NPOC = 30780. ug/g

16:06:05 Thu Jun 11, 2009
Sample mass (mg) = 1.7
1. NPOC = 26010. ug/g

16:19:11 Thu Jun 11, 2009
Sample mass (mg) = 10.
1. NPOC = 4696. ug/g

16:39:08 Thu Jun 11, 2009
Sample mass (mg) = 10.
1. NPOC = 131.7 ug/g

16:46:39 Thu Jun 11, 2009
Sample mass (mg) = 10.
1. NPOC = 119.7 ug/g

16:50:04 Thu Jun 11, 2009
Sample mass (mg) = 10.
1. NPOC = 5.534 ug/g

17:01:10 Thu Jun 11, 2009
Sample mass (mg) = 0.9
1. NPOC = 45770. ug/g

17:07:22 Thu Jun 11, 2009
Sample mass (mg) = 2.6
1. NPOC = 9153. ug/g

17:13:54 Thu Jun 11, 2009
Sample mass (mg) = 1.8
1. NPOC = 12390. ug/g

17:24:27 Thu Jun 11, 2009
Sample mass (mg) = 1.4
1. NPOC = 6834. ug/g

17:37:07 Thu Jun 11, 2009
Sample mass (mg) = 2.6
1. NPOC = 9034. ug/g

17:46:08 Thu Jun 11, 2009
Sample mass (mg) = 2.1
1. NPOC = 14000. ug/g

17:57:56 Thu Jun 11, 2009
Sample mass (mg) = 3.1
1. NPOC = 32450. ug/g

18:06:07 Thu Jun 11, 2009
Sample mass (mg) = 10.
1. NPOC = 5371. ug/g

18:10:19 Thu Jun 11, 2009

Power off at:
18:10:55 Thu Jun 11, 2009
Power on at: 18:17:01 Thu Jun 11, 2009
Sample mass (mg) = 10.

Sample mass (g) = 10
1. HFOC = 6.557 ug/g
18:15:50 Thu Jun 11, 2009

6-11-09

SULFIDE BENCHSHEET (Spectrophotometric, EPA 376.2)		Date Time		Analyst				
Soils, sediments and solid phase samples		6/10/09 10:30		AF				
Distillation Finish		6/10/09 14:50		AF				
If distilled, specify Procedure: <u>PSEP</u>								
1. Standardization of sodium thiosulfate titrant			Buret used for titrations: _____					
Thiosulfate ID: <u>6925C</u>								
Bi-iodate ID: <u>0086-10</u>								
Stock bi-iodate = <u>0.8125</u> grams to <u>1000</u> mL		Titration of bi-iodate with thiosulfate						
Normality = <u>0.025</u>		mL bi-iodate =	3.000	3.000	3.000			
		mL thiosulfate =	3.04	3.04	3.04			
Normality thiosulfate = (mL bi-iodate*normbio) / mL thiosulfate =			0.025	0.025	0.025			
					0.025			
2. Normality of iodine			Titration of iodine with thiosulfate					
Iodine ID: <u>6886C</u>								
		mL iodine =	3.000	3.000	3.000			
		mL thiosulfate =	2.830	2.850	2.850			
Normality iodine = (mL thiosulfate*nthio) / mL iodine =			0.023	0.023	0.023			
					0.023			
3. Standardization of Sodium Sulfide Stock			Titration of standard with thiosulfate					
Stock ID = <u>0094-03</u>								
Approx conc in 100ml		mL Standard =						
g Na ₂ S = <u>0.5007</u> mg/mL = <u>0.668</u>		mL iodine =						
		mL thiosulfate =						
Sulfide (mg/mL) = ((mL iodine*ni)-(mL thio *nthio))*16 / mL standard =		1.00						
		3.00						
		1.48						
		0.538						
		0.530						
		0.530						
		0.533						
Intermediate Standard								
Add <u>11.7</u> mL stk to <u>250</u>		mL 0.01M NaOH = <u>0.025</u> mg/mL						
4. Calibration Standard Curve								
spectrophotometer used:								
Inter Std Volume (mL)	Final Volume (mL)	Calc Conc (mg S/L)	Absorbance @650 nm		AVG ABS	mg/L	RegressionData	
			1	2			intercept =	-0.001
0.00	50	0.000	0.000		0.000	0.002	slope =	0.621
0.10	50	0.050	0.030		0.030	0.050	r =	0.9999
0.25	50	0.125	0.077		0.077	0.126	Comment: Calibration OK!	
0.50	50	0.249	0.148		0.148	0.240		
1.00	50	0.499	0.312		0.312	0.504		
2.00	50	0.998	0.618		0.618	0.997	maxabs =	0.618
Calib Verif Std = 1		ml int to 50		ml ZnOAc = 0.499		mg/l		
Distillation Std = 1		ml stk to 100		= 5.33		mg/l		

SAMPLE DATA

enter dilution as mL final/mL sample

SAMPLE ID	Distillation Data			Spectrophotometric Data			SAMPLE DATA		
	SAMPLE SIZE	% Solids	TRAP VOLUME (ml)	Dilution Factor	Abs @ 650 nm		regressed Conc (mg S/L)	CORR CONC (ppm)	
					Sample	Bkg			
ICB		na	na	1.00	0.000		0.002	< 0.05	OK
ICV		na	na	1.00	0.315		0.509	0.509	102%
Distilled samples									
Dist Blk	100.0	100%	100	1	-0.004		-0.004	< 0.05	OK
Dist Chk	100.0	100%	100	10	0.344		0.556	5.559	104%
Soil Samples	(grams)	% Solids	(mL)		Sample	Bkg	(mg/L)	mg/kg	
PB63-A1	5.054	57.1%	400	40	0.238		0.385	133.514	
PB63-A1-dup	5.109	57.1%	400	40	0.196		0.348	108.901	RPD=20.31%
PB63-A1-ms	5.079	57.1%	400	20	0.233		0.377	260.164	68.91%
		Spike at	1.00	ml-stock to	2.900	g-dry-wt =		183.778	mg/kg
PB63-B1	4.723	38.4%	100	4	4.094		1.758	96.955	offscale
PB63 C1	5.214	48.1%	100	10	0.343		0.554	221.028	
PB63 D1	4.935	83.3%	100	1	-0.016		-0.024	< 1.214	
PB63 E1	5.019	72.0%	100	20	0.181		0.294	162.463	
PB63 F1	4.828	64.0%	100	1	0.226		0.366	12.427	
Cal Blk		na	na	1	0.000		0.002	< 0.05	OK
CCV		na	na	1	0.316		0.511	0.511	102%
PB63 G1	5.034	85.4%	100	1	0.001		0.004	< 1.16	
PB63 H1	5.049	51.3%	100	1	0.476		0.768	29.667	
PB63 I1	5.045	58.6%	100	1	0.141		0.229	7.751	

SAMPLE DATA

enter dilution as mL final/mL sample

SAMPLE ID	Distillation Data			Spectrophotometric Data			SAMPLE DATA	
	SAMPLE SIZE	% Solids	TRAP VOLUME (ml)	Dilution Factor	Abs @ 650 nm		regressed Conc (mg S/L)	CORR CONC (ppm)
					Sample	Bkg		
PB63 A1	5.054	57.1%	100	10	0.236		0.382	132.399
PB63 A1 dup	5.109	57.1%	100	10	0.214		0.347	118.834 RPD=10.8%
PB63 A1 ms	5.079	57.1%	100	20	0.253		0.409	282.366 81.60%
	<i>Spike at</i>	<i>1.00</i>	<i>ml stock to</i>	<i>2.900</i>	<i>g dry wt =</i>			<i>183.778 mg/kg</i>
PB63 B1	4.723	38.4%	100	5	0.219		0.355	97.791
Cal Blk		na	na	1	0.000		0.002	< 0.05 OK
CCV		na	na	1	0.329		0.532	0.532 107%

SULFIDE BENCHSHEET (Spectrophotometric, EPA 376.2)		Date Time	Analyst						
Soils, sediments and solid phase samples		Distillation 6-10-09 10:30	af						
If distilled, specify Procedure: <u>PSEP</u>		Finish 6-10-09 14:50	af						
1. Standardization of sodium thiosulfate titrant		Buret used for titrations:							
Thiosulfate ID: <u>6925C</u>									
Bi-iodate ID: <u>0686-10</u>									
Stock bi-iodate = <u>0.8125</u> grams to <u>1000</u> mL		Titration of bi-iodate with thiosulfate							
Normality = <input type="text"/>		mL bi-iodate = <u>3.00</u> <u>2.000</u> <u>3.00</u> <u>2.000</u> <u>3.00</u> <u>2.000</u>							
Normality thiosulfate = (mL bi-iodate * normbio) / mL thiosulfate =		mL thiosulfate = <u>3.04</u> <u>3.04</u> <u>3.05</u>	nthio						
2. Normality of Iodine		Titration of Iodine with thiosulfate							
Iodine ID: <u>6886C</u>									
Normality Iodine = (mL thiosulfate * nthio) / mL Iodine =		mL Iodine = <u>3.000</u> <u>3.000</u> <u>3.000</u>							
		mL thiosulfate = <u>2.83</u> <u>2.85</u> <u>2.85</u>	ni						
3. Standardization of Sodium Sulfide Stock		Titration of standard with thiosulfate							
Stock ID = <u>690094-03</u>									
Approx conc in 100ml									
g Na2S = <u>0.5007</u> mg/mL = <input type="text"/>		mL Standard = <u>1.00</u> <u>1.00</u> <u>1.00</u>							
Sulfide (mg/mL) = ((mL Iodine * ni) - (mL thio * nthio)) * 16 / mL standard =		mL Iodine = <u>3.00</u> <u>3.00</u> <u>3.00</u>							
		mL thiosulfate = <u>1.48</u> <u>1.50</u> <u>1.50</u>	stkconc (mg/mL)						
Intermediate Standard									
Add <u>11.70</u> mL stk to <u>250</u> mL 0.01M NaOH = <input type="text"/> mg/mL									
4. Calibration Standard Curve spectrophotometer used:									
Inter Std Volume (mL)	Final Volume (mL)	Calc Conc (mg S/L)	Absorbance @650 nm		AVG ABS	mg/L	Regression Data		
			1	2			Intercept =	slope =	r =
0.00	50		<u>0.000</u>	<u>0.000</u>					
0.10	50		<u>0.023</u>	<u>0.030</u>					
0.25	50		<u>0.077</u>	<u>0.077</u>					
0.50	50		<u>0.155</u>	<u>0.148</u>					
1.00	50		<u>0.312</u>	<u>0.312</u>					
2.00	50		<u>0.618</u>	<u>0.618</u>					
Calib Verif Std = 0.5		ml int to 50	ml ZnOAc =		mg/l				
Distillation Std = 1		ml stk to 100	=		mg/l				

SAMPLE DATA

enter dilution as mL final/mL sample

SAMPLE ID	Distillation Data			Spectrophotometric Data			SAMPLE DATA	
	SAMPLE SIZE	% Solids	TRAP VOLUME (ml)	Dilution Factor	Abs @ 650 nm		regressed Conc (mg S/L)	CORR CONC (ppm)
					Sample	Bkg		
ICB		na	na	1.00	<u>0.000</u>			
ICV		na	na	1.00	<u>0.315</u>			
Distilled samples								
Dist Blk	100.0	100%	100	1.00	<u>-0.007</u>			
Dist Chk	100.0	100%	100	1.00	<u>0.344</u>			
Soil Samples	(grams)	% Solids	(mL)		Sample	Bkg	(mg/L)	mg/kg
Blank			100	1.00				
LC5			100	1.00				
PB63 A1	5.054	57.1	100	10 1.00	<u>0.238</u>			
dup A1	5.109		100	10 1.00	<u>0.191</u>			
spc A1	5.079		100	20 1.00	<u>0.233</u>			
B1	4.723	60.4	100	1.00	<u>1.091</u>			
C1	5.214	55.8	100	10 1.00	<u>0.343</u>			
d1	4.935	83.3	100	1.00	<u>-0.016</u>			
Cal Blk	5.014	na	na	20 1.00	<u>0.181</u>			
CCV	4.828	na	na	1.00	<u>0.226</u>			
100B Et	5.014	na	100	20 1.00	<u>0.000</u>			
100V Et	4.828	na	100	1.00	<u>0.316</u>			
A1	5.034	85.4	100	1.00	<u>0.001</u>			
H1	5.049	51.3	100	50 1.00	<u>0.426</u>			
I1	5.045	58.6	100	50 1.00	<u>0.141</u>			
A1		57.1	100	10 1.00	<u>0.236</u>			
dup A1			100	10 1.00	<u>0.214</u>			
spc A1			100	20 1.00	<u>0.253</u>			
B1		38.4	100	5 1.00	<u>0.219</u>			
LCB		NA	100	1.00	<u>0.000</u>			
Cal Blk	CCV	na	na	1.00	<u>0.329</u>			
CCV		na	na	1.00				

Sulfide Digestion Log

Sample ID	% Solids	% Water	Pretreatment Data					Sample Extraction Data					Trap Volume (mL)
			Date	Sample Weight	Extract Method*	Acid $\frac{1}{4}$ total w/wal	Required pH	mL DI Water	Observed mL acid	Date	Sample Weight	mL Acid Required	
Blank			6-16-09	NA	PSEP		NA	NA	6-10-09	100AL	NA	100	100
LAB													
P863 AI										5.059		50	
dup AI										5.109			
SPK AI										5.099			
BI										4.733			
CI										5.214			
DI										4.935			
EI										5.019			
FI										4.828			
GI										5.034			
HI										5.049			
II										5.045			

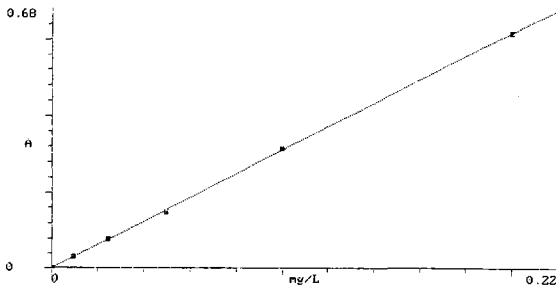
* Extract Methods: PSEP = PSEP; 9030A = 9030A Acid Soluble; 9030AI = 9030A acid insoluble; AVS = Acid Volatile; Reactive = SW-846 reactive

Analyst Name: 0-1 Date: 6-10-09 Time: 10:30

97 0000 : 01 12 09

TEST SETUP
GENESYS 10 v2.100 2D7H048001

Standard Curve 3:06pm 10Jun09
 Test Name SULFIDE
 Date Standards Measured 10Jun09
 Wavelength 650nm
 Ref. Wavelength Correction Off
 Curve Fit Linear
 Number of Standards 6
 Units mg/L
 ID# (0=OFF) 1
 Low/High Limits -9999/9999
 Statistics Off
 Auto Print On



Curve Fit Linear
 Slope 3.1
 Intercept -0.00136
 Std Dev 0.003
 Corr Coeff 1.000

Std #	Conc. mg/L	Abs 650nm
1	0.000	0.000
2	0.010	0.030
3	0.025	0.077
4	0.050	0.148
5	0.100	0.312
6	0.200	0.618

*6-10-09
at*

TEST SETUP
GENESYS 10 v2.100 2D7H048001

Advanced A-%T-C 3:12pm 10Jun09
 Test Name SULFIDE [Saved]
 Measurement Mode Absorbance
 Wavelength 650nm
 Ref. Wavelength Correction Off
 Delay Time (min:sec) 0:00
 ID# (0=OFF) 1
 Low/High Limits 0.050/1.000
 Statistics Off
 Auto Print On

ID#	Abs 650nm
1	0.000 Low

2 0.315
3 -0.004 Low
4 0.344
5 0.238
6 0.196
7 0.233
8 1.091 High
9 0.343
10 -0.016 Low
11 0.181
12 0.226
13 0.000 Low
14 0.316
15 0.001 Low
16 0.476
17 0.141
18 0.236
19 0.214
20 0.253
21 0.219
22 0.000 Low
23 0.329

Geotechnical Analysis

prepared
for

ENVIROMENTAL SCIENCE CORP.

Project: JELD-WEN NORD DOOR, 008.0228.00017

ARI JOB NO: PB63

prepared
by

Analytical Resources, Inc.

Environmental Science Corp.
JELD-WEN NORD DOOR

Apparent Grain Size Distribution Summary
Percent Finer Than Indicated Size

Sample No.	Gravel			Very Coarse Sand	Coarse Sand	Medium Sand	Fine Sand	Very Fine Sand	Silt					Clay			
	-3	-2	-1						5	6	7	8	9	10			
Phi Size					1	2	3	4									
Sieve Size (microns)	3/8"	#4 (475)	#10 (2000)	#18 (1000)	#35 (500)	#60 (250)	#120 (125)	#230 (63)									
SED12-A	100.0	99.8	99.7	99.4	98.9	97.7	90.0	57.3	31.8	18.7	10.6	7.2	5.2	3.1			
	100.0	100.0	99.8	99.6	99.0	97.8	90.7	56.6	30.3	16.8	9.7	6.7	4.9	2.9			
	100.0	99.9	99.8	99.4	98.8	98.0	91.5	58.0	31.9	18.8	10.4	7.3	5.1	3.1			
SED8-A	100.0	92.8	86.6	79.6	67.9	49.4	42.5	40.9	37.9	29.9	20.1	11.9	7.5	4.8			
SED8-B	100.0	100.0	99.6	99.4	99.1	98.8	98.5	98.0	92.9	65.9	37.1	20.6	14.8	10.0			
SED8-C	100.0	99.3	97.8	94.8	87.9	78.7	75.1	73.9	69.4	52.2	31.4	18.8	13.2	8.5			
SED5-A	100.0	71.0	60.9	50.9	34.1	15.9	8.5	6.8	3.6	2.7	1.9	1.4	0.9	0.6			
SED5-B	100.0	86.8	78.0	72.2	66.0	56.8	51.6	45.1	26.2	15.8	10.2	7.0	5.2	3.5			
SED5-C	100.0	95.8	93.9	90.8	85.4	74.1	65.6	55.2	33.3	20.1	12.8	8.7	6.5	4.3			
SED10-A	100.0	56.9	49.9	42.9	28.1	11.5	5.3	4.2	2.5	2.0	1.4	0.8	0.5	0.3			
SED10-B	100.0	98.6	97.8	95.3	92.8	89.8	85.9	79.0	62.6	40.9	26.4	16.2	10.2	6.9			
SED10-C	100.0	95.0	86.0	80.0	76.8	70.7	64.8	58.5	45.0	30.4	20.3	13.4	9.3	6.0			

Notes to the Testing:

1) Organic matter was not removed prior to testing, thus the reported values are the "apparent" grain size distribution. See narrative for discussion of the testing.

Environmental Science Corp.
JELD-WEN NORD DOOR

Apparent Grain Size Distribution Summary
Percent Retained in Each Size Fraction

Sample No.	Gravel > #10 (2000)	Very Coarse Sand -1 to 0 10 to 18 (2000-10000)	Coarse Sand 0 to 1 18-35 (1000-5000)	Medium Sand 1 to 2 35-60 (500-250)	Fine Sand 2 to 3 60-120 (250-125)	Very Fine Sand 3 to 4 120-230 (125-62)	Coarse Silt 4 to 5 62.5-31.0	Medium Silt 5 to 6 31.0-15.6	Fine Silt 6 to 7 15.6-7.8	Very Fine Silt 7 to 8 7.8-3.9	Clay			Total Fines <4
											8 to 9 3.9-2.0	9 to 10 2.0-1.0	<10	
3SED12-A	0.3	0.3	0.5	1.2	7.7	32.7	25.6	13.1	8.1	3.4	2.0	2.1	3.1	57.3
3SED8-A	0.2	0.3	0.6	1.2	7.1	34.1	26.4	13.5	7.1	3.0	1.9	2.0	2.9	56.6
3SED8-B	0.2	0.4	0.6	0.8	6.5	33.5	26.1	13.1	8.4	3.1	2.2	2.0	3.1	58.0
3SED8-C	13.4	7.0	11.7	18.5	6.9	1.6	3.0	8.0	9.8	8.2	4.4	2.7	4.8	40.9
3SED5-A	0.4	0.2	0.3	0.3	0.3	0.5	5.1	27.0	28.8	16.4	5.8	4.8	10.0	98.0
3SED5-B	2.2	3.1	6.9	9.1	3.7	1.2	4.5	17.2	20.8	12.6	5.6	4.7	8.5	73.9
3SED5-C	39.1	10.1	16.8	18.2	7.3	1.8	3.1	0.9	0.8	0.5	0.5	0.3	0.6	6.8
3SED10-A	22.0	5.8	6.2	9.2	5.2	6.5	19.0	10.4	5.7	3.2	1.8	1.7	3.5	45.1
3SED10-B	6.1	3.1	5.4	11.3	8.5	10.3	22.0	13.1	7.3	4.1	2.3	2.1	4.3	55.2
3SED10-C	50.1	7.0	14.8	16.6	6.3	1.1	1.7	0.5	0.6	0.5	0.4	0.2	0.3	4.2
	2.2	2.5	2.5	3.0	3.9	6.9	16.4	21.6	14.5	10.2	6.0	3.3	6.9	79.0
	14.0	5.9	3.2	6.1	6.0	6.3	13.5	14.6	10.1	6.9	4.1	3.3	6.0	58.5

Notes to the Testing:

- Organic matter was not removed prior to testing, thus the reported values are the "apparent" grain size distribution. See narrative for discussion of the testing.

QA SUMMARY

Client:	Environmental Science Corp.	Client Project No.:	JELD-WEN NORD DOOR
ARI Trip. Sample ID:	PB35 O	Client Project Name:	0
Client Trip. Sample ID:	3SED12-A	Batch No.:	PB63-1
		Page:	1 of 1

Sample ID	Relative Standard Deviation, By Phi Size													
	-3	-2	-1	0	1	2	3	4	5	6	7	8	9	10
3SED12-A	100.0	99.8	99.7	99.4	98.9	97.7	90.0	57.3	31.8	18.7	10.6	7.2	5.2	3.1
	100.0	100.0	99.8	99.6	99.0	97.8	90.7	56.6	30.3	16.8	9.7	6.7	4.9	2.9
	100.0	99.9	99.8	99.4	98.8	98.0	91.5	58.0	31.9	18.8	10.4	7.3	5.1	3.1
AVE	NA	99.90	99.78	99.43	98.88	97.81	90.74	57.33	31.30	18.07	10.23	7.09	5.06	3.02
STDEV	NA	0.09	0.07	0.11	0.08	0.16	0.75	0.68	0.88	1.14	0.48	0.31	0.18	0.11
%RSD	NA	0.09	0.07	0.11	0.08	0.16	0.82	1.18	2.82	6.29	4.71	4.44	3.58	3.69

The Triplicate Applies To The Following Samples

Client ID	Date Sampled	Date Extracted	Date Complete	QA Ratio (95-105)	Data Qualifiers	Pipette Portion (5.0-25.0g)
3SED12-A	6/3/2009	6/15/2009	6/19/2009	104.4		22.4
	6/3/2009	6/15/2009	6/19/2009	95.9		21.9
	6/3/2009	6/15/2009	6/19/2009	102.7		22.2
3SED8-A	6/5/2009	6/15/2009	6/23/2009	101.0		15.9
3SED8-B	6/5/2009	6/15/2009	6/23/2009	101.2		14.5
3SED8-C	6/5/2009	6/15/2009	6/23/2009	100.1		19.2
3SED5-A	6/5/2009	6/15/2009	6/23/2009	102.1		8.7
3SED5-B	6/5/2009	6/16/2009	6/23/2009	98.0		18.3
3SED5-C	6/5/2009	6/16/2009	6/23/2009	102.3		21.1
3SED10-A	6/5/2009	6/16/2009	6/23/2009	101.3		5.9
3SED10-B	6/5/2009	6/16/2009	6/23/2009	103.7		14.5
3SED10-C	6/5/2009	6/16/2009	6/23/2009	100.0		20.7

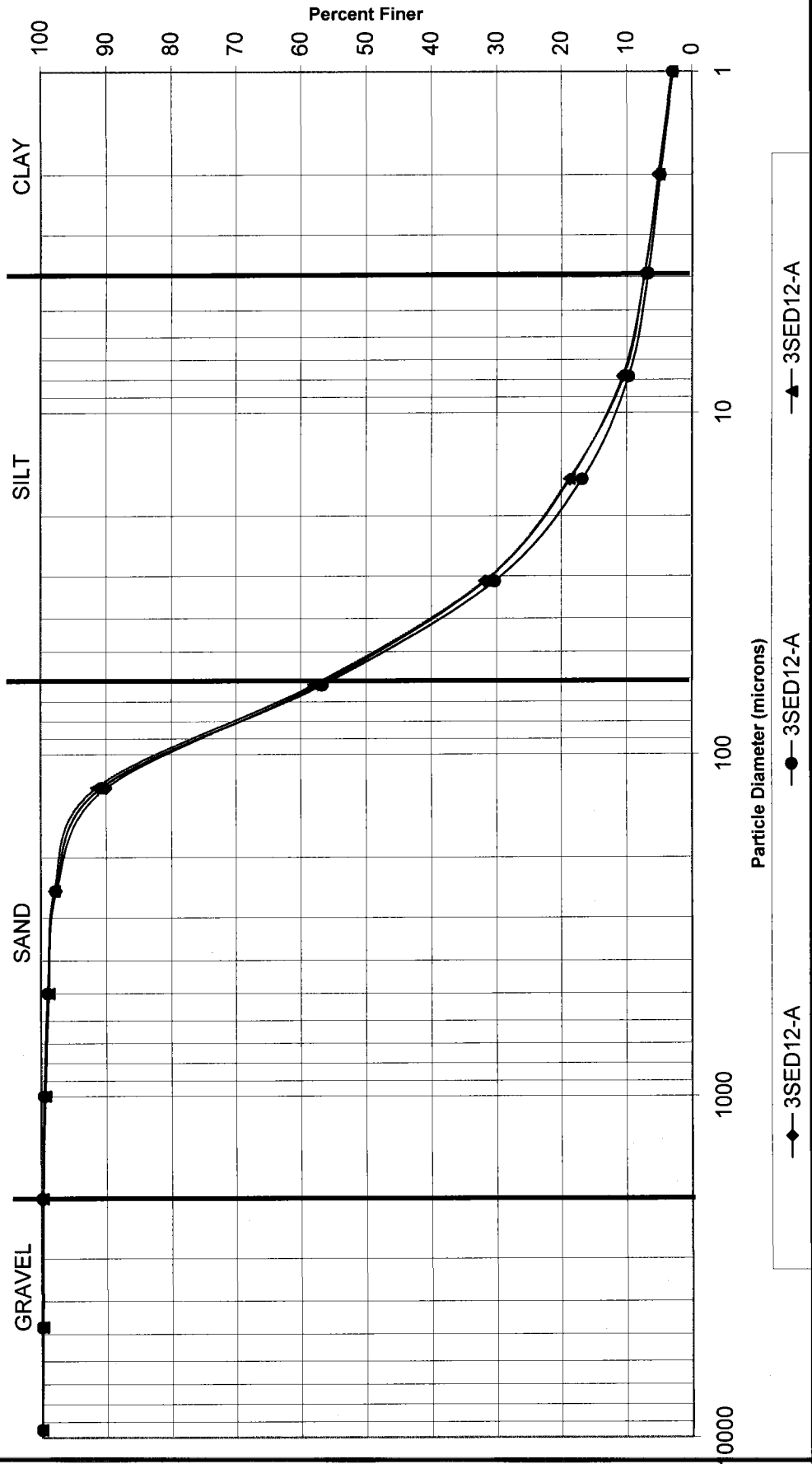
* ARI Internal QA limits = 95-105%

Notes to the Testing:

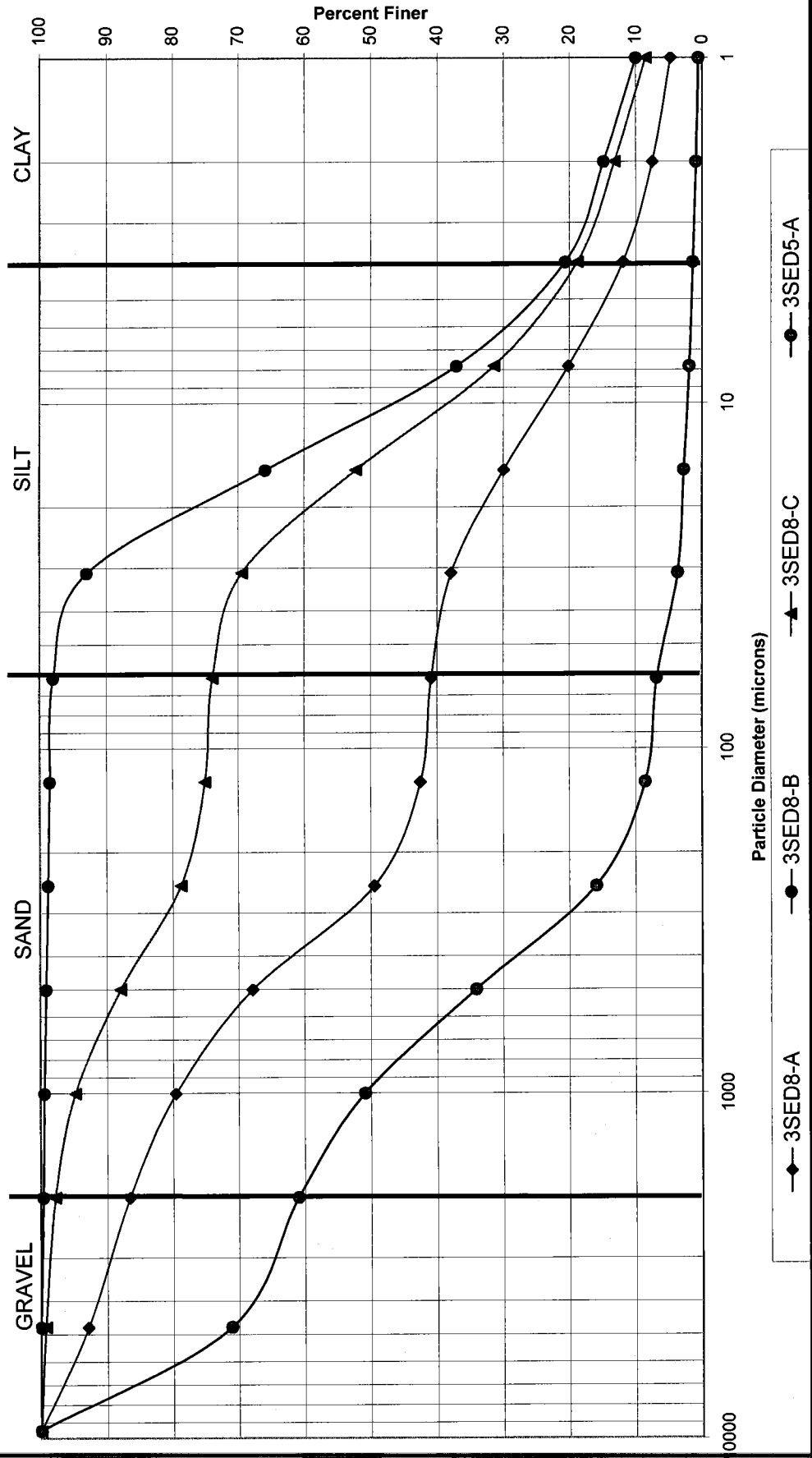
- Organic matter was not removed prior to testing, thus the reported values are the "apparent" grain size distribution. See narrative for discussion of the testing.

PSEP Grain Size Distribution

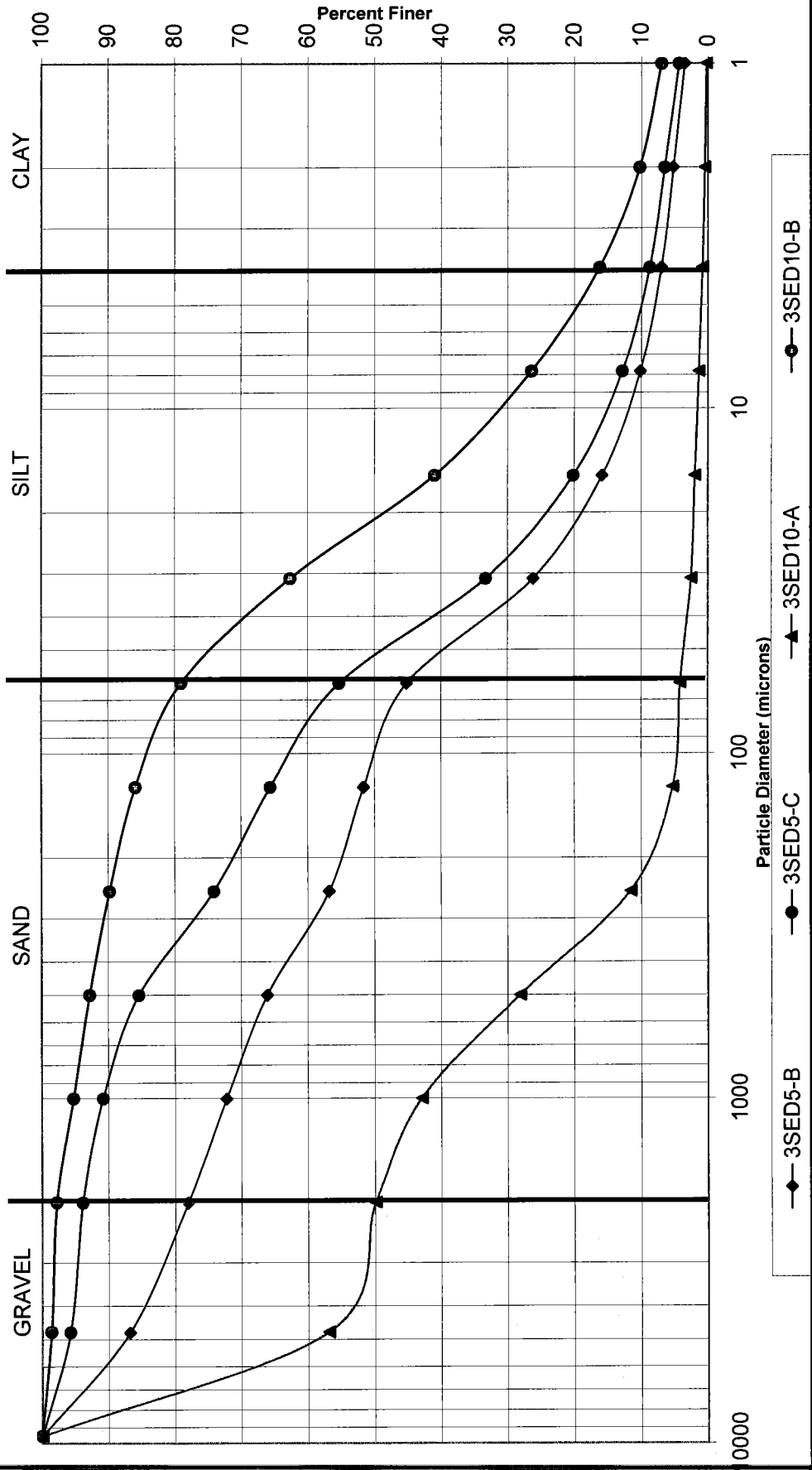
Triplicate Sample Plot



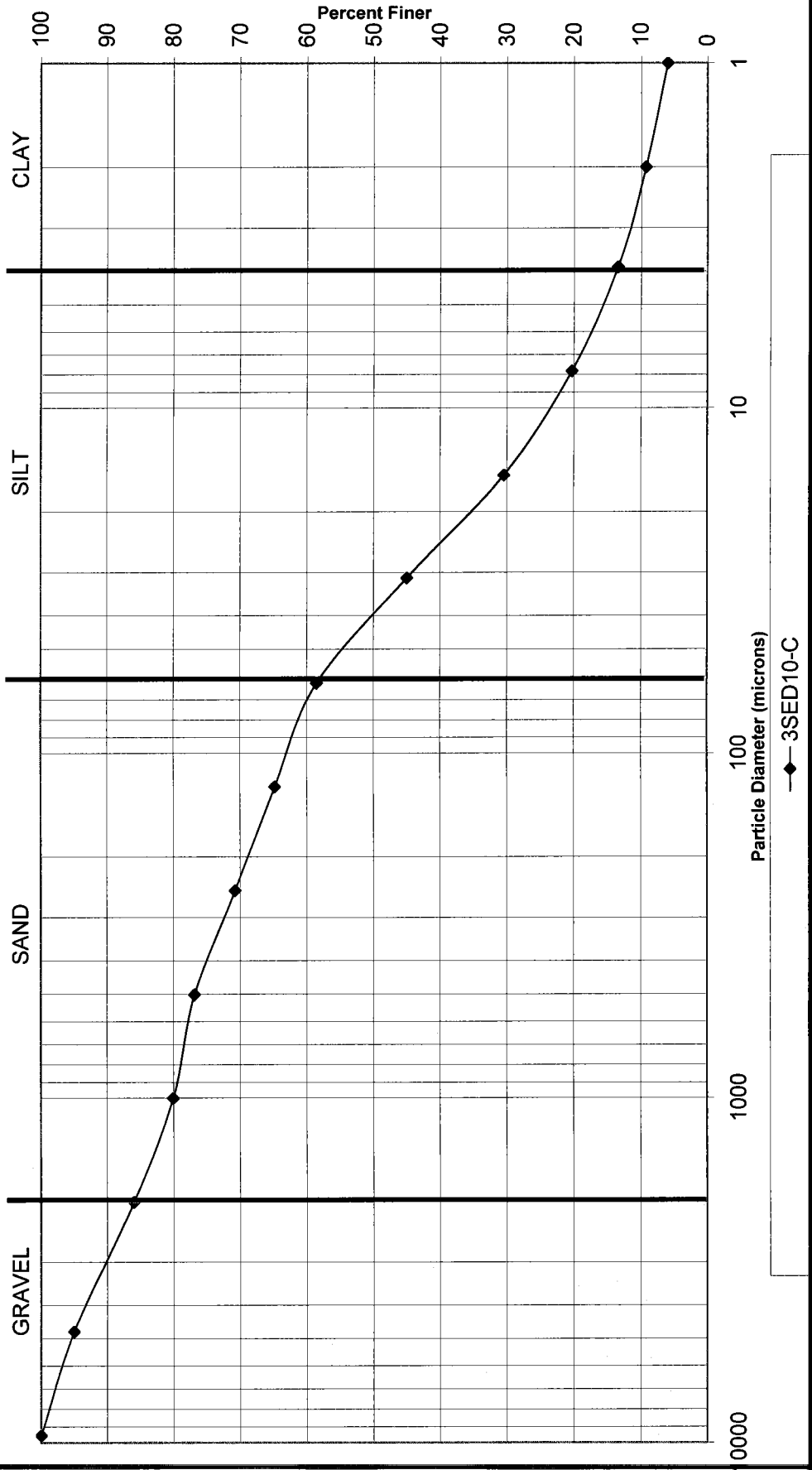
PSEP Grain Size Distribution



PSEP Grain Size Distribution



PSEP Grain Size Distribution



PSEP GRAIN SIZE ANALYSIS

Job No. PB63 ARI Sample No. A Client Sample No. 33ED8A
 Set-up Date: 6-15-09 Sample Description: Clayey Silty Sand Gravel, organic fines & debris
 Calgon Batch # 201 Sieve Set # 1 Date Sieved: 6/17/09

SOLIDS CONTENT

Moisture Content		Initials <u>AR</u>
Container No.	<u>190</u>	
Tare Weight	<u>1.4955</u>	
Wet Weight + Tare	<u>32.5108</u>	
Dry Weight + Tare	<u>21.2355</u>	

Test Sample		Initials <u>AR</u>
Container No.	<u>190</u>	
Tare Weight	<u>51.5032</u>	
Wet Weight + Tare	<u>112.6252</u>	
Dry Weight + Tare	<u>74.6569</u>	

SIEVE ANALYSIS

Initials <u>AR</u>	
Sieve Size	Weight Retained
Tare	<u>51.5130</u>
4	<u>54.2953</u>
10	<u>56.7288</u>
18	<u>59.4570</u>
35	<u>64.0011</u>
60	<u>71.1799</u>
120	<u>73.8795</u>
230	<u>74.5156</u>
PAN	<u>0.1459</u>

PIPETTE ANALYSIS

Initials F1/AR

Tare ID	Tare Wt	Dry Wt & Tare	TIME
A-1	<u>1.5486</u>	<u>1.86704</u>	9:05:00
A-2	<u>1.5494</u>	<u>1.8528</u>	9:05:20
A-3	<u>1.5552</u>	<u>1.7972</u>	9:06:46
A-4	<u>1.5614</u>	<u>1.7282</u>	9:12:05
A-5	<u>1.5543</u>	<u>1.6576</u>	9:33:18
A-6	<u>1.5556</u>	<u>1.5811</u>	10:58:00
A-7	<u>1.5421</u>	<u>1.5907</u>	14:31:00
			7:41:00

6/22/2009

Correction

Wt.

Temp: 23

+ Dry Sample

TIME

Correction (x 50)

1.5115

PSEP GRAIN SIZE ANALYSIS

Job No. PBB3 ARI Sample No. B Client Sample No. 33ED8:B

Set-up Date: 6-15-09 Sample Description: Silty Clay, organic debris

Calgon Batch # 201 Sieve Set # 2 Date Sieved: 6/17/09

SOLIDS CONTENT

Moisture Content	Initials <u>AR</u>
Container No.	<u>191</u>
Tare Weight	<u>1.5062</u>
Wet Weight + Tare	<u>21.2077</u>
Dry Weight + Tare	<u>9.7217</u>

AR

Test Sample	Initials <u>AR</u>
Container No.	<u>191</u>
Tare Weight	<u>49.7050</u>
Wet Weight + Tare	<u>85.2933</u>
Dry Weight + Tare	<u>50.0634</u>

SIEVE ANALYSIS

Initials AR

Sieve Size	Weight Retained
Tare	<u>49.7039</u>
4	<u>49.7039</u>
10	<u>49.7559</u>
18	<u>49.7873</u>
35	<u>49.8352</u>
60	<u>49.8832</u>
120	<u>49.9261</u>
230	<u>50.0036</u>
PAN	<u>0.0632</u>

PIPETTE ANALYSIS

Initials fi/AR

Tare ID	Tare Wt	Dry Wt & Tare	TIME
B-1	<u>1.5635</u>	<u>1.8626</u>	9:08:00
B-2	<u>1.5594</u>	<u>1.8437</u>	9:08:20
B-3	<u>1.5596</u>	<u>1.7646</u>	9:09:46
B-4	<u>1.5570</u>	<u>1.6774</u>	9:15:05
B-5	<u>1.5107</u>	<u>1.5829</u>	9:36:18
B-6	<u>1.5162</u>	<u>1.5714</u>	11:01:00
B-7	<u>1.5207</u>	<u>1.5617</u>	14:34:00
			7:44:00

6/22/2009 Correction

Temp: 23

TIME

Wt.	
+ Dry Sample	
Correction (x 50)	

PSEP GRAIN SIZE ANALYSIS

Job No. PR63 ARI Sample No. C Client Sample No. 33ED8C
 Set-up Date: 6.15.09 Sample Description: Sandy Silt
 Calgon Batch # 201 Sieve Set # 1 Date Sieved: 6/17/09

SOLIDS CONTENT

Moisture Content		Initials <u>GR</u>
Container No.	<u>192</u>	
Tare Weight	<u>1.5253</u>	
Wet Weight + Tare	<u>29.2923</u>	
Dry Weight + Tare	<u>15.8980</u>	

Test Sample		Initials <u>GR</u>
Container No.	<u>192</u>	
Tare Weight	<u>50.3442</u>	
Wet Weight + Tare	<u>100.5188</u>	
Dry Weight + Tare	<u>57.2488</u>	

SIEVE ANALYSIS

Sieve Analysis		Initials <u>AR</u>
Sieve Size	Weight Retained	
Tare	<u>50.3490</u>	
4	<u>50.5415</u>	
10	<u>50.9127</u>	
18	<u>51.7064</u>	
35	<u>53.4961</u>	
60	<u>55.8683</u>	
120	<u>56.8253</u>	
230	<u>57.1287</u>	
PAN	<u>0.1224</u>	

PIPETTE ANALYSIS

PIPETTE ANALYSIS		Initials <u>F/AE</u>	TIME
Tare ID	Tare Wt	Dry Wt & Tare	
			9:11:00
<u>C-1</u>	<u>1.5372</u>	<u>1.9322</u>	9:11:20
<u>C-2</u>	<u>1.5423</u>	<u>1.9143</u>	9:12:46
<u>C-3</u>	<u>1.5424</u>	<u>1.8249</u>	9:18:05
<u>C-4</u>	<u>1.5310</u>	<u>1.7055</u>	9:39:18
<u>C-5</u>	<u>1.5360</u>	<u>1.6453</u>	11:04:00
<u>C-6</u>	<u>1.5743</u>	<u>1.9322</u> ^{1.6544}	14:37:00
<u>C-7</u>	<u>1.5743</u>	<u>1.6218</u>	7:47:00

1.5660

6/22/2009	Correction	
	Wt.	
Temp: 23	+ Dry Sample	
	Correction (x 50)	

PSEP GRAIN SIZE ANALYSIS

Job No. PB63 ARI Sample No. D Client Sample No. 33205.A
 Set-up Date: 6.15.09 Sample Description: Gravelly Sand
 Calgon Batch # 201 Sieve Set # 2 Date Sieved: 6/17/09

SOLIDS CONTENT

Moisture Content		Initials <u>AR</u>
Container No.	199	
Tare Weight	1.4973	
Wet Weight + Tare	27.9580	
Dry Weight + Tare	23.9825	

Test Sample		Initials <u>AR</u>
Container No.	199	
Tare Weight	50.1135	
Wet Weight + Tare	200.7550	
Dry Weight + Tare	170.1618	

SIEVE ANALYSIS

Sieve Analysis		Initials <u>AR</u>
Sieve Size	Weight Retained	
Tare	50.1272	
4	87.1896	
10	100.1427	
18	113.0385	
35	134.5368	
60	157.8035	
120	167.2041	
230	169.4657	
PAN	0.3879	

PIPETTE ANALYSIS

PIPETTE ANALYSIS			Initials <u>FL/AR</u>
Tare ID	Tare Wt	Dry Wt & Tare	
D-1	1.5743	1.7056	
D-2	1.5663	1.6690	
D-3	1.5672	1.6470	
D-4	1.5639	1.6244	
D-5	1.5452	1.5924	
D-6	1.5475	1.5824	
D-7	1.5470	1.5732	

6/22/2009	Correction	
Temp: 23	Wt.	
	+ Dry Sample	
	Correction (x 50)	

TIME
9:14:00
9:14:20
9:15:46
9:21:05
9:42:18
11:07:00
14:40:00
7:50:00

PSEP GRAIN SIZE ANALYSIS

Job No. PB63 ARI Sample No. 2 Client Sample No. 39ED5.B

Set-up Date: 6.16.09 Sample Description: Gravelly Sandy Silty Clay shells, organic debris

Calgon Batch # 201 Sieve Set # 1 Date Sieved: 6/17/09

SOLIDS CONTENT

Moisture Content		Initials <u>AR</u>
Container No.	<u>200</u>	
Tare Weight	<u>1.5191</u>	
Wet Weight + Tare	<u>26.1402</u>	
Dry Weight + Tare	<u>18.5970</u>	

Test Sample		Initials <u>AR</u>
Container No.	<u>200</u>	
Tare Weight	<u>49.9628</u>	
Wet Weight + Tare	<u>108.3983</u>	
Dry Weight + Tare	<u>73.1569</u>	

SIEVE ANALYSIS

Sieve Analysis		Initials <u>AR</u>
Sieve Size	Weight Retained	
Tare	<u>49.9687</u>	
4	<u>55.3203</u>	
10	<u>58.8822</u>	
18	<u>61.2404</u>	
35	<u>63.7440</u>	
60	<u>67.4886</u>	
120	<u>69.5774</u>	
230	<u>72.2041</u>	
PAN	<u>0.9334</u>	

PIPETTE ANALYSIS

Pipette Analysis			Initials <u>FLAR</u>
Tare ID	Tare Wt	Dry Wt & Tare	
<u>E-1</u>	<u>1.5451</u>	<u>1.9396</u>	
<u>E-2</u>	<u>1.5432</u>	<u>1.7714</u>	
<u>E-3</u>	<u>1.5230</u>	<u>1.6655</u>	
<u>E-4</u>	<u>1.5361</u>	<u>1.6318</u>	
<u>E-5</u>	<u>1.5176</u>	<u>1.5871</u>	
<u>E-6</u>	<u>1.5215</u>	<u>1.5763</u>	
<u>E-7</u>	<u>1.5110</u>	<u>1.5516</u>	

6/22/2009	Correction	
Temp: 23	Wt. Dry Sample	
TIME	Correction (x 50)	

TIME
<u>9:17:00</u>
<u>9:17:20</u>
<u>9:18:46</u>
<u>9:24:05</u>
<u>9:45:18</u>
<u>11:10:00</u>
<u>14:43:00</u>
<u>7:53:00</u>

PSEP GRAIN SIZE ANALYSIS

Job No. PB63 ARI Sample No. F Client Sample No. 3SEDS.C
 Set-up Date: 6.16.09 Sample Description: Gravelly Sandy Silty Clay
 Calgon Batch # 201 Sieve Set # 2 Date Sieved: 6/18

SOLIDS CONTENT

Moisture Content	Initials <u>BL</u>
Container No.	<u>207</u>
Tare Weight	<u>1.5118</u>
Wet Weight + Tare	<u>27.8816</u>
Dry Weight + Tare	<u>18.5721</u>

Test Sample	Initials <u>BL</u>
Container No.	<u>207</u>
Tare Weight	<u>49.2844</u>
Wet Weight + Tare	<u>108.4088</u>
Dry Weight + Tare	<u>68.0755</u>

SIEVE ANALYSIS

Sieve Size	Weight Retained
Tare	<u>49.2910</u>
4	<u>50.9154</u>
10	<u>51.6411</u>
18	<u>52.8140</u>
35	<u>54.8903</u>
60	<u>59.2112</u>
120	<u>62.4766</u>
230	<u>66.4350</u>
PAN	<u>1.5203</u>

F1

PIPETTE ANALYSIS

Tare ID	Tare Wt	Dry Wt & Tare	TIME
F-1	<u>1.5162</u>	<u>1.9337</u>	<u>9:20:00</u>
F-2	<u>1.5358</u>	<u>1.7965</u>	<u>9:20:20</u>
F-3	<u>1.5184</u>	<u>1.6807</u>	<u>9:21:46</u>
F-4	<u>1.5389</u>	<u>1.6465</u>	<u>9:27:05</u>
F-5	<u>1.5200</u>	<u>1.59671</u>	<u>9:48:18</u>
F-6	<u>1.5303</u>	<u>1.5905</u>	<u>11:13:00</u>
F-7	<u>1.5336</u>	<u>1.5778</u>	<u>14:46:00</u>
			<u>7:56:00</u>

6/22/2009	Correction	
	Wt.	
Temp: 23	+ Dry Sample	
	Correction (x 50)	

PSEP GRAIN SIZE ANALYSIS

Job No. PB63 ARI Sample No. G Client Sample No. 3SED10A
 Set-up Date: 6-16-09 Sample Description: Gravelly Sand
 Calgon Batch # 201 Sieve Set # 1 Date Sieved: 6/18

SOLIDS CONTENT

Moisture Content		Initials <u>BL</u>
Container No.	<u>216</u>	
Tare Weight	<u>1.4995</u>	
Wet Weight + Tare	<u>39.2447</u>	
Dry Weight + Tare	<u>35.6179</u>	

Test Sample		Initials <u>BL</u>
Container No.	<u>216</u>	
Tare Weight	<u>49.0830</u>	
Wet Weight + Tare	<u>204.5001</u>	
Dry Weight + Tare	<u>183.8552</u>	

SIEVE ANALYSIS

Sieve Analysis		Initials <u>FI</u>
Sieve Size	Weight Retained	
Tare	<u>49.0947</u>	
4	<u>109.6655</u>	
10	<u>119.5254</u>	
18	<u>129.3151</u>	
35	<u>150.1151</u>	
60	<u>173.3727</u>	
120	<u>182.1877</u>	
230	<u>183.6929</u>	
PAN	<u>0.2891</u>	

PIPETTE ANALYSIS

PIPETTE ANALYSIS			Initials <u>FI/AR</u>
Tare ID	Tare Wt	Dry Wt & Tare	TIME
<u>6-1</u>	<u>1.5408</u>	<u>1.6337</u>	<u>9:23:00</u>
<u>6-2</u>	<u>1.5386</u>	<u>1.6203</u>	<u>9:23:20</u>
<u>6-3</u>	<u>1.5352</u>	<u>1.6019</u>	<u>9:24:46</u>
<u>6-4</u>	<u>1.5148</u>	<u>1.5643</u>	<u>9:30:05</u>
<u>6-5</u>	<u>1.5362</u>	<u>1.5712</u>	<u>9:51:18</u>
<u>6-6</u>	<u>1.5137</u>	<u>1.5389</u>	<u>11:16:00</u>
<u>6-7</u>	<u>1.5035</u>	<u>1.5223</u>	<u>14:49:00</u>
			<u>7:59:00</u>

6/22/2009	Correction	
	Wt.	
Temp: 23	+ Dry Sample	
	Correction (x 50)	

PSEP GRAIN SIZE ANALYSIS

Job No. PB63 ARI Sample No. H Client Sample No. 3SE10.B
 Set-up Date: 6.16.09 Sample Description: Gravelly Sandy Silty Clay
 Calgon Batch # 201 Sieve Set # 2 Date Sieved: 6/18

SOLIDS CONTENT

Moisture Content	Initials <u>GBL</u>
Container No.	<u>220</u>
Tare Weight	<u>1.5166</u>
Wet Weight + Tare	<u>22.2860</u>
Dry Weight + Tare	<u>12.5367</u>

Test Sample	Initials <u>GBL</u>
Container No.	<u>220</u>
Tare Weight	<u>49.8928</u>
Wet Weight + Tare	<u>84.5947</u>
Dry Weight + Tare	<u>54.6302</u>

SIEVE ANALYSIS
Initials FI

Sieve Size	Weight Retained
Tare	<u>49.9058</u>
4	<u>50.1660</u>
10	<u>50.3160</u>
18	<u>50.7781</u>
35	<u>51.2335</u>
60	<u>51.7926</u>
120	<u>52.5111</u>
230	<u>53.7789</u>
PAN	<u>0.8540</u>

PIPETTE ANALYSIS
Initials FI/AR

Tare ID	Tare Wt	Dry Wt & Tare	TIME
			9:26:00
<u>H-1</u>	<u>1.4950</u>	<u>1.7848</u>	9:26:20
<u>H-2</u>	<u>1.4996</u>	<u>1.7337</u>	9:27:46
<u>H-3</u>	<u>1.4978</u>	<u>1.65450</u>	9:33:05
<u>H-4</u>	<u>1.4996</u>	<u>1.6051</u>	9:54:18
<u>H-5</u>	<u>1.5398</u>	<u>1.6090</u>	11:19:00
<u>H-6</u>	<u>1.5330</u>	<u>1.5809</u>	14:52:00
<u>H-7</u>	<u>1.5336</u>	<u>1.5699</u>	8:02:00

6/22/2009	Correction	
	Wt.	
Temp: 23	+ Dry Sample	
	Correction (x 50)	

PSEP GRAIN SIZE ANALYSIS

Job No. PB63 ARI Sample No. I Client Sample No. BS2D10.C
 Set-up Date: 6.16.09 Sample Description: Organic Fines, Clay, Shells
 Calgon Batch # 201 Sieve Set # 1 Date Sieved: 6/19

SOLIDS CONTENT

Moisture Content	Initials <u>BR</u>
Container No.	<u>225</u>
Tare Weight	<u>1.5075</u>
Wet Weight + Tare	<u>31.5492</u>
Dry Weight + Tare	<u>20.4026</u>

Test Sample	Initials <u>BR</u>
Container No.	<u>225</u>
Tare Weight	<u>49.4135</u>
Wet Weight + Tare	<u>105.8482</u>
Dry Weight + Tare	<u>65.6864</u>

SIEVE ANALYSIS
Initials FI

Sieve Size	Weight Retained
Tare	<u>49.4514</u>
4	<u>51.2368</u>
10	<u>54.4352</u>
18	<u>56.2370</u>
35	<u>57.6412</u>
60	<u>59.8382</u>
120	<u>61.9557</u>
230	<u>64.1807</u>
PAN	<u>1.5033</u>

PIPETTE ANALYSIS
Initials FI/AR

Tare ID	Tare Wt	Dry Wt & Tare	TIME
			9:29:00
<u>I-1</u>	<u>1.5284</u>	<u>1.9557</u>	9:29:20
<u>I-2</u>	<u>1.5279</u>	<u>1.8590</u>	9:30:46
<u>I-3</u>	<u>1.5261</u>	<u>1.7538</u>	9:36:05
<u>I-4</u>	<u>1.5312</u>	<u>1.68670</u>	9:57:18
<u>I-5</u>	<u>1.5551</u>	<u>1.6619</u>	11:22:00
<u>I-6</u>	<u>1.5676</u>	<u>1.6451</u>	14:55:00
<u>I-7</u>	<u>1.5511</u>	<u>1.6053</u>	8:05:00

6/22/2009	Correction	
	Wt.	
Temp:23	+ Dry Sample	
	Correction (x 50)	

SLR INITIAL RI INVESTIGATION (2009)



ENVIRONMENTAL
SCIENCE CORP.

12065 Lebanon Rd.
Mt. Juliet, TN 37122
(615) 758-5858
1-800-767-5859
Fax (615) 758-5859

Tax I.D. 62-0814289

Est. 1970

Chris Kramer
SLR International Corp. - West Linn, OR
1800 Blankenship Road, Suite 440

West Linn, OR 97068

Report Summary

Thursday June 11, 2009

Report Number: L403630

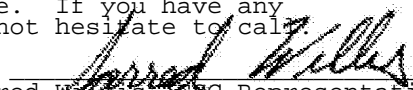
Samples Received: 05/21/09

Client Project: 088.0228.00017

Description: Nord Door Project - Everett, WA

The analytical results in this report are based upon information supplied by you, the client, and are for your exclusive use. If you have any questions regarding this data package, please do not hesitate to call.

Entire Report Reviewed By:


Jarred Willis, ESC Representative

Laboratory Certification Numbers

A2LA - 1461-01, AIHA - 100789, AL - 40660, CA - I-2327, CT - PH-0197, FL - E87487
GA - 923, IN - C-TN-01, KY - 90010, KYUST - 0016, NC - ENV375, DW21704, ND - R-140
NJ - TN002, NJ NELAP - TN002, SC - 84004, TN - 2006, VA - 00109, WV - 233
AZ - 0612, MN - 047-999-395, NY - 11742, WI - 998093910

Accreditation is only applicable to the test methods specified on each scope of accreditation held by ESC Lab Sciences.

This report may not be reproduced, except in full, without written approval from Environmental Science Corp.

Where applicable, sampling conducted by ESC is performed per guidance provided in laboratory standard operating procedures: 060302, 060303, and 060304.



**ENVIRONMENTAL
SCIENCE CORP.**

12065 Lebanon Rd.
Mt. Juliet, TN 37122
(615) 758-5858
1-800-767-5859
Fax (615) 758-5859

Tax I.D. 62-0814289

Est. 1970

REPORT OF ANALYSIS

Chris Kramer
SLR International Corp. - West Linn
1800 Blankenship Road, Suite 440
West Linn, OR 97068

June 11, 2009

Date Received : May 21, 2009
Description : Nord Door Project - Everett, WA
Sample ID : GP-302-1FT
Collected By : K. Saganski
Collection Date : 05/20/09 14:00

ESC Sample # : L403630-01
Site ID :
Project # : 088.0228.00017

Parameter	Dry Result	Det. Limit	Units	Method	Date	Dil.
Total Solids	85.9		%	2540G	05/26/09	1
Diesel Range Organics (DRO)	73.	4.6	mg/kg	NWTPHDX	05/27/09	1
Residual Range Organics (RRO)	200	12.	mg/kg	NWTPHDX	05/27/09	1
Surrogate Recovery						
o-Terphenyl	66.7		% Rec.	NWTPHDX	05/27/09	1
Acid Extractables						
Pentachlorophenol	BDL	0.38	mg/kg	8270C	05/22/09	1
Surrogate Recovery						
2-Fluorophenol	63.6		% Rec.	8270C	05/22/09	1
Phenol-d5	64.2		% Rec.	8270C	05/22/09	1
Nitrobenzene-d5	63.2		% Rec.	8270C	05/22/09	1
2-Fluorobiphenyl	70.6		% Rec.	8270C	05/22/09	1
2,4,6-Tribromophenol	85.0		% Rec.	8270C	05/22/09	1
p-Terphenyl-d14	65.0		% Rec.	8270C	05/22/09	1

Results listed are dry weight basis.

BDL - Below Detection Limit

Det. Limit - Practical Quantitation Limit(PQL)

Note:

This report shall not be reproduced, except in full, without the written approval from ESC.

The reported analytical results relate only to the sample submitted

Reported: 06/11/09 11:10 Printed: 06/11/09 11:10



**ENVIRONMENTAL
SCIENCE CORP.**

12065 Lebanon Rd.
Mt. Juliet, TN 37122
(615) 758-5858
1-800-767-5859
Fax (615) 758-5859

Tax I.D. 62-0814289

Est. 1970

REPORT OF ANALYSIS

Chris Kramer
SLR International Corp. - West Linn
1800 Blankenship Road, Suite 440
West Linn, OR 97068

June 11, 2009

Date Received : May 21, 2009
Description : Nord Door Project - Everett, WA
Sample ID : GP-302-3.5FT
Collected By : K. Saganski
Collection Date : 05/20/09 14:05

ESC Sample # : L403630-02
Site ID :
Project # : 088.0228.00017

Parameter	Dry Result	Det. Limit	Units	Method	Date	Dil.
Total Solids	76.1		%	2540G	05/26/09	1
Diesel Range Organics (DRO)	BDL	5.2	mg/kg	NWTPHDX	05/27/09	1
Residual Range Organics (RRO)	16.	13.	mg/kg	NWTPHDX	05/27/09	1
Surrogate Recovery						
o-Terphenyl	86.1		% Rec.	NWTPHDX	05/27/09	1
Acid Extractables						
Pentachlorophenol	BDL	0.43	mg/kg	8270C	05/22/09	1
Surrogate Recovery						
2-Fluorophenol	68.1		% Rec.	8270C	05/22/09	1
Phenol-d5	70.0		% Rec.	8270C	05/22/09	1
Nitrobenzene-d5	62.2		% Rec.	8270C	05/22/09	1
2-Fluorobiphenyl	80.5		% Rec.	8270C	05/22/09	1
2,4,6-Tribromophenol	91.0		% Rec.	8270C	05/22/09	1
p-Terphenyl-d14	75.8		% Rec.	8270C	05/22/09	1

Results listed are dry weight basis.

BDL - Below Detection Limit

Det. Limit - Practical Quantitation Limit(PQL)

Note:

This report shall not be reproduced, except in full, without the written approval from ESC.

The reported analytical results relate only to the sample submitted

Reported: 06/11/09 11:10 Printed: 06/11/09 11:10



**ENVIRONMENTAL
SCIENCE CORP.**

12065 Lebanon Rd.
Mt. Juliet, TN 37122
(615) 758-5858
1-800-767-5859
Fax (615) 758-5859

Tax I.D. 62-0814289

Est. 1970

REPORT OF ANALYSIS

Chris Kramer
SLR International Corp. - West Linn
1800 Blankenship Road, Suite 440
West Linn, OR 97068

June 11, 2009

Date Received : May 21, 2009
Description : Nord Door Project - Everett, WA
Sample ID : GP-307-4FT
Collected By : K. Saganski
Collection Date : 05/20/09 15:10

ESC Sample # : L403630-03

Site ID :

Project # : 088.0228.00017

Parameter	Dry Result	Det. Limit	Units	Method	Date	Dil.
Total Solids	81.2		%	2540G	05/26/09	1
Mercury	BDL	0.025	mg/kg	7471	05/26/09	1
Antimony	BDL	1.2	mg/kg	6010B	05/28/09	1
Arsenic	3.9	1.2	mg/kg	6010B	05/28/09	1
Beryllium	BDL	1.2	mg/kg	6010B	05/29/09	10
Cadmium	BDL	0.31	mg/kg	6010B	05/28/09	1
Chromium	31.	0.62	mg/kg	6010B	05/28/09	1
Copper	18.	1.2	mg/kg	6010B	05/28/09	1
Lead	3.7	0.31	mg/kg	6010B	05/28/09	1
Nickel	32.	1.2	mg/kg	6010B	05/28/09	1
Selenium	BDL	1.2	mg/kg	6010B	05/28/09	1
Silver	0.75	0.62	mg/kg	6010B	05/28/09	1
Thallium	9.0	1.2	mg/kg	6010B	05/28/09	1
Zinc	46.	1.8	mg/kg	6010B	05/28/09	1
Volatile Organics						
Acetone	BDL	0.062	mg/kg	8260B	05/27/09	1.01
Acrylonitrile	BDL	0.012	mg/kg	8260B	05/27/09	1.01
Benzene	BDL	0.0012	mg/kg	8260B	05/27/09	1.01
Bromobenzene	BDL	0.0012	mg/kg	8260B	05/27/09	1.01
Bromodichloromethane	BDL	0.0012	mg/kg	8260B	05/27/09	1.01
Bromoform	BDL	0.0012	mg/kg	8260B	05/27/09	1.01
Bromomethane	BDL	0.0062	mg/kg	8260B	05/27/09	1.01
n-Butylbenzene	BDL	0.0012	mg/kg	8260B	05/27/09	1.01
sec-Butylbenzene	BDL	0.0012	mg/kg	8260B	05/27/09	1.01
tert-Butylbenzene	BDL	0.0012	mg/kg	8260B	05/27/09	1.01
Carbon tetrachloride	BDL	0.0012	mg/kg	8260B	05/27/09	1.01
Chlorobenzene	BDL	0.0012	mg/kg	8260B	05/27/09	1.01
Chlorodibromomethane	BDL	0.0012	mg/kg	8260B	05/27/09	1.01
Chloroethane	BDL	0.0062	mg/kg	8260B	05/27/09	1.01
2-Chloroethyl vinyl ether	BDL	0.062	mg/kg	8260B	05/27/09	1.01
Chloroform	BDL	0.0062	mg/kg	8260B	05/27/09	1.01
Chloromethane	BDL	0.0012	mg/kg	8260B	05/27/09	1.01
2-Chlorotoluene	BDL	0.0012	mg/kg	8260B	05/27/09	1.01
4-Chlorotoluene	BDL	0.0012	mg/kg	8260B	05/27/09	1.01
1,2-Dibromo-3-Chloropropane	BDL	0.0062	mg/kg	8260B	05/27/09	1.01
1,2-Dibromoethane	BDL	0.0012	mg/kg	8260B	05/27/09	1.01
Dibromomethane	BDL	0.0012	mg/kg	8260B	05/27/09	1.01
1,2-Dichlorobenzene	BDL	0.0012	mg/kg	8260B	05/27/09	1.01
1,3-Dichlorobenzene	BDL	0.0012	mg/kg	8260B	05/27/09	1.01
1,4-Dichlorobenzene	BDL	0.0012	mg/kg	8260B	05/27/09	1.01
Dichlorodifluoromethane	BDL	0.0062	mg/kg	8260B	05/27/09	1.01

Results listed are dry weight basis.

BDL - Below Detection Limit

Det. Limit - Practical Quantitation Limit(PQL)

Note:

This report shall not be reproduced, except in full, without the written approval from ESC.
The reported analytical results relate only to the sample submitted



**ENVIRONMENTAL
SCIENCE CORP.**

12065 Lebanon Rd.
Mt. Juliet, TN 37122
(615) 758-5858
1-800-767-5859
Fax (615) 758-5859

Tax I.D. 62-0814289

Est. 1970

REPORT OF ANALYSIS

Chris Kramer
SLR International Corp. - West Linn
1800 Blankenship Road, Suite 440
West Linn, OR 97068

June 11, 2009

Date Received : May 21, 2009
Description : Nord Door Project - Everett, WA
Sample ID : GP-307-4FT
Collected By : K. Saganski
Collection Date : 05/20/09 15:10

ESC Sample # : L403630-03
Site ID :
Project # : 088.0228.00017

Parameter	Dry Result	Det. Limit	Units	Method	Date	Dil.
1,1-Dichloroethane	BDL	0.0012	mg/kg	8260B	05/27/09	1.01
1,2-Dichloroethane	BDL	0.0012	mg/kg	8260B	05/27/09	1.01
1,1-Dichloroethene	BDL	0.0012	mg/kg	8260B	05/27/09	1.01
cis-1,2-Dichloroethene	BDL	0.0012	mg/kg	8260B	05/27/09	1.01
trans-1,2-Dichloroethene	BDL	0.0012	mg/kg	8260B	05/27/09	1.01
1,2-Dichloropropane	BDL	0.0012	mg/kg	8260B	05/27/09	1.01
1,1-Dichloropropene	BDL	0.0012	mg/kg	8260B	05/27/09	1.01
1,3-Dichloropropane	BDL	0.0012	mg/kg	8260B	05/27/09	1.01
cis-1,3-Dichloropropene	BDL	0.0012	mg/kg	8260B	05/27/09	1.01
trans-1,3-Dichloropropene	BDL	0.0012	mg/kg	8260B	05/27/09	1.01
2,2-Dichloropropane	BDL	0.0012	mg/kg	8260B	05/27/09	1.01
Di-isopropyl ether	BDL	0.0012	mg/kg	8260B	05/27/09	1.01
Ethylbenzene	BDL	0.0012	mg/kg	8260B	05/27/09	1.01
Hexachloro-1,3-butadiene	BDL	0.0012	mg/kg	8260B	05/27/09	1.01
Isopropylbenzene	BDL	0.0012	mg/kg	8260B	05/27/09	1.01
p-Isopropyltoluene	BDL	0.0012	mg/kg	8260B	05/27/09	1.01
2-Butanone (MEK)	BDL	0.012	mg/kg	8260B	05/27/09	1.01
Methylene Chloride	BDL	0.0062	mg/kg	8260B	05/27/09	1.01
4-Methyl-2-pentanone (MIBK)	BDL	0.012	mg/kg	8260B	05/27/09	1.01
Methyl tert-butyl ether	BDL	0.0012	mg/kg	8260B	05/27/09	1.01
Naphthalene	BDL	0.0062	mg/kg	8260B	05/27/09	1.01
n-Propylbenzene	BDL	0.0012	mg/kg	8260B	05/27/09	1.01
Styrene	BDL	0.0012	mg/kg	8260B	05/27/09	1.01
1,1,1,2-Tetrachloroethane	BDL	0.0012	mg/kg	8260B	05/27/09	1.01
1,1,2,2-Tetrachloroethane	BDL	0.0012	mg/kg	8260B	05/27/09	1.01
1,1,2-Trichloro-1,2,2-trifluoro	BDL	0.0012	mg/kg	8260B	05/27/09	1.01
Tetrachloroethene	BDL	0.0012	mg/kg	8260B	05/27/09	1.01
Toluene	BDL	0.0062	mg/kg	8260B	05/27/09	1.01
1,2,3-Trichlorobenzene	BDL	0.0012	mg/kg	8260B	05/27/09	1.01
1,2,4-Trichlorobenzene	BDL	0.0012	mg/kg	8260B	05/27/09	1.01
1,1,1-Trichloroethane	BDL	0.0012	mg/kg	8260B	05/27/09	1.01
1,1,2-Trichloroethane	BDL	0.0012	mg/kg	8260B	05/27/09	1.01
Trichloroethene	BDL	0.0012	mg/kg	8260B	05/27/09	1.01
Trichlorofluoromethane	BDL	0.0062	mg/kg	8260B	05/27/09	1.01
1,2,3-Trichloropropane	BDL	0.0012	mg/kg	8260B	05/27/09	1.01
1,2,4-Trimethylbenzene	BDL	0.0012	mg/kg	8260B	05/27/09	1.01
1,2,3-Trimethylbenzene	BDL	0.0012	mg/kg	8260B	05/27/09	1.01
1,3,5-Trimethylbenzene	BDL	0.0012	mg/kg	8260B	05/27/09	1.01
Vinyl chloride	BDL	0.0012	mg/kg	8260B	05/27/09	1.01
Xylenes, Total	BDL	0.0037	mg/kg	8260B	05/27/09	1.01
Surrogate Recovery						
Toluene-d8	99.9		% Rec.	8260B	05/27/09	1.01
Dibromofluoromethane	104.		% Rec.	8260B	05/27/09	1.01
4-Bromofluorobenzene	104.		% Rec.	8260B	05/27/09	1.01

Results listed are dry weight basis.

BDL - Below Detection Limit

Det. Limit - Practical Quantitation Limit(PQL)

Note:

This report shall not be reproduced, except in full, without the written approval from ESC.
The reported analytical results relate only to the sample submitted



**ENVIRONMENTAL
SCIENCE CORP.**

12065 Lebanon Rd.
Mt. Juliet, TN 37122
(615) 758-5858
1-800-767-5859
Fax (615) 758-5859

Tax I.D. 62-0814289

Est. 1970

REPORT OF ANALYSIS

Chris Kramer
SLR International Corp. - West Linn
1800 Blankenship Road, Suite 440
West Linn, OR 97068

June 11, 2009

Date Received : May 21, 2009
Description : Nord Door Project - Everett, WA
Sample ID : GP-307-4FT
Collected By : K. Saganski
Collection Date : 05/20/09 15:10

ESC Sample # : L403630-03
Site ID :
Project # : 088.0228.00017

Parameter	Dry Result	Det. Limit	Units	Method	Date	Dil.
Gasoline Range (C7-C10)	BDL	4.9	mg/kg	NWTPH-HCID	05/28/09	1
Mineral Spirits	BDL	4.9	mg/kg	NWTPH-HCID	05/28/09	1
Kerosene (C9-C16)	BDL	4.9	mg/kg	NWTPH-HCID	05/28/09	1
Diesel (C7-C26)	BDL	4.9	mg/kg	NWTPH-HCID	05/28/09	1
#6 Fuel Oil (C10-C32)	BDL	4.9	mg/kg	NWTPH-HCID	05/28/09	1
Hydraulic Fluid (C12-C33)	BDL	4.9	mg/kg	NWTPH-HCID	05/28/09	1
Motor Oil (C16-C40)	BDL	12.	mg/kg	NWTPH-HCID	05/28/09	1
Surrogate recovery(%)						
o-Terphenyl	122.		% Rec.	NWTPH-HCID	05/28/09	1
Polychlorinated Biphenyls						
PCB 1016	BDL	0.021	mg/kg	8082	05/27/09	1
PCB 1221	BDL	0.021	mg/kg	8082	05/27/09	1
PCB 1232	BDL	0.021	mg/kg	8082	05/27/09	1
PCB 1242	BDL	0.021	mg/kg	8082	05/27/09	1
PCB 1248	BDL	0.021	mg/kg	8082	05/27/09	1
PCB 1254	BDL	0.021	mg/kg	8082	05/27/09	1
PCB 1260	BDL	0.021	mg/kg	8082	05/27/09	1
PCBs Surrogates						
Decachlorobiphenyl	72.9		% Rec.	8082	05/27/09	1
Tetrachloro-m-xylene	85.5		% Rec.	8082	05/27/09	1
Base/Neutral Extractables						
Acenaphthene	BDL	0.041	mg/kg	8270C	05/27/09	1
Acenaphthylene	BDL	0.041	mg/kg	8270C	05/27/09	1
Anthracene	BDL	0.041	mg/kg	8270C	05/27/09	1
Benzidine	BDL	0.41	mg/kg	8270C	05/27/09	1
Benzo(a)anthracene	BDL	0.041	mg/kg	8270C	05/27/09	1
Benzo(b)fluoranthene	BDL	0.041	mg/kg	8270C	05/27/09	1
Benzo(k)fluoranthene	BDL	0.041	mg/kg	8270C	05/27/09	1
Benzo(g,h,i)perylene	BDL	0.041	mg/kg	8270C	05/27/09	1
Benzo(a)pyrene	BDL	0.041	mg/kg	8270C	05/27/09	1
Bis(2-chlorethoxy)methane	BDL	0.41	mg/kg	8270C	05/27/09	1
Bis(2-chloroethyl)ether	BDL	0.41	mg/kg	8270C	05/27/09	1
Bis(2-chloroisopropyl)ether	BDL	0.41	mg/kg	8270C	05/27/09	1
4-Bromophenyl-phenylether	BDL	0.41	mg/kg	8270C	05/27/09	1
2-Chloronaphthalene	BDL	0.41	mg/kg	8270C	05/27/09	1
4-Chlorophenyl-phenylether	BDL	0.41	mg/kg	8270C	05/27/09	1
Chrysene	BDL	0.041	mg/kg	8270C	05/27/09	1
Dibenz(a,h)anthracene	BDL	0.041	mg/kg	8270C	05/27/09	1
3,3-Dichlorobenzidine	BDL	0.41	mg/kg	8270C	05/27/09	1
2,4-Dinitrotoluene	BDL	0.41	mg/kg	8270C	05/27/09	1
2,6-Dinitrotoluene	BDL	0.41	mg/kg	8270C	05/27/09	1

Results listed are dry weight basis.

BDL - Below Detection Limit

Det. Limit - Practical Quantitation Limit(PQL)

Note:

This report shall not be reproduced, except in full, without the written approval from ESC.
The reported analytical results relate only to the sample submitted



**ENVIRONMENTAL
SCIENCE CORP.**

12065 Lebanon Rd.
Mt. Juliet, TN 37122
(615) 758-5858
1-800-767-5859
Fax (615) 758-5859

Tax I.D. 62-0814289

Est. 1970

REPORT OF ANALYSIS

Chris Kramer
SLR International Corp. - West Linn
1800 Blankenship Road, Suite 440
West Linn, OR 97068

June 11, 2009

Date Received : May 21, 2009
Description : Nord Door Project - Everett, WA
Sample ID : GP-307-4FT
Collected By : K. Saganski
Collection Date : 05/20/09 15:10

ESC Sample # : L403630-03

Site ID :

Project # : 088.0228.00017

Parameter	Dry Result	Det. Limit	Units	Method	Date	Dil.
Fluoranthene	BDL	0.041	mg/kg	8270C	05/27/09	1
Fluorene	BDL	0.041	mg/kg	8270C	05/27/09	1
Hexachlorobenzene	BDL	0.41	mg/kg	8270C	05/27/09	1
Hexachloro-1,3-butadiene	BDL	0.41	mg/kg	8270C	05/27/09	1
Hexachlorocyclopentadiene	BDL	0.41	mg/kg	8270C	05/27/09	1
Hexachloroethane	BDL	0.41	mg/kg	8270C	05/27/09	1
Indeno(1,2,3-cd)pyrene	BDL	0.041	mg/kg	8270C	05/27/09	1
Isophorone	BDL	0.41	mg/kg	8270C	05/27/09	1
2-Methylnaphthalene	BDL	0.41	mg/kg	8270C	05/27/09	1
Naphthalene	BDL	0.041	mg/kg	8270C	05/27/09	1
Nitrobenzene	BDL	0.41	mg/kg	8270C	05/27/09	1
n-Nitrosodimethylamine	BDL	0.41	mg/kg	8270C	05/27/09	1
n-Nitrosodiphenylamine	BDL	0.41	mg/kg	8270C	05/27/09	1
n-Nitrosodi-n-propylamine	BDL	0.41	mg/kg	8270C	05/27/09	1
Phenanthrene	BDL	0.041	mg/kg	8270C	05/27/09	1
Benzylbutyl phthalate	BDL	0.41	mg/kg	8270C	05/27/09	1
Bis(2-ethylhexyl)phthalate	BDL	0.41	mg/kg	8270C	05/27/09	1
Di-n-butyl phthalate	BDL	0.41	mg/kg	8270C	05/27/09	1
Diethyl phthalate	BDL	0.41	mg/kg	8270C	05/27/09	1
Dimethyl phthalate	BDL	0.41	mg/kg	8270C	05/27/09	1
Di-n-octyl phthalate	BDL	0.41	mg/kg	8270C	05/27/09	1
Pyrene	BDL	0.041	mg/kg	8270C	05/27/09	1
1,2,4-Trichlorobenzene	BDL	0.41	mg/kg	8270C	05/27/09	1
Acid Extractables						
4-Chloro-3-methylphenol	BDL	0.41	mg/kg	8270C	05/27/09	1
3&4-Methyl Phenol	BDL	0.41	mg/kg	8270C	05/27/09	1
2-Methylphenol	BDL	0.41	mg/kg	8270C	05/27/09	1
2-Chlorophenol	BDL	0.41	mg/kg	8270C	05/27/09	1
2,4-Dichlorophenol	BDL	0.41	mg/kg	8270C	05/27/09	1
2,4-Dimethylphenol	BDL	0.41	mg/kg	8270C	05/27/09	1
4,6-Dinitro-2-methylphenol	BDL	0.41	mg/kg	8270C	05/27/09	1
2,4-Dinitrophenol	BDL	0.41	mg/kg	8270C	05/27/09	1
2-Nitrophenol	BDL	0.41	mg/kg	8270C	05/27/09	1
4-Nitrophenol	BDL	0.41	mg/kg	8270C	05/27/09	1
Pentachlorophenol	BDL	0.41	mg/kg	8270C	05/27/09	1
Phenol	BDL	0.41	mg/kg	8270C	05/27/09	1
2,4,6-Trichlorophenol	BDL	0.41	mg/kg	8270C	05/27/09	1
Surrogate Recovery						
Nitrobenzene-d5	57.8		% Rec.	8270C	05/27/09	1
2-Fluorobiphenyl	65.0		% Rec.	8270C	05/27/09	1
p-Terphenyl-d14	87.8		% Rec.	8270C	05/27/09	1
Phenol-d5	61.9		% Rec.	8270C	05/27/09	1
2-Fluorophenol	61.6		% Rec.	8270C	05/27/09	1
2,4,6-Tribromophenol	74.4		% Rec.	8270C	05/27/09	1

Results listed are dry weight basis.

BDL - Below Detection Limit

Det. Limit - Practical Quantitation Limit(PQL)

Note:

This report shall not be reproduced, except in full, without the written approval from ESC.

The reported analytical results relate only to the sample submitted

Reported: 06/11/09 11:10 Printed: 06/11/09 11:10



**ENVIRONMENTAL
SCIENCE CORP.**

12065 Lebanon Rd.
Mt. Juliet, TN 37122
(615) 758-5858
1-800-767-5859
Fax (615) 758-5859

Tax I.D. 62-0814289

Est. 1970

REPORT OF ANALYSIS

Chris Kramer
SLR International Corp. - West Linn
1800 Blankenship Road, Suite 440
West Linn, OR 97068

June 11, 2009

Date Received : May 21, 2009
Description : Nord Door Project - Everett, WA
Sample ID : GP-307-GW
Collected By : K. Saganski
Collection Date : 05/20/09 15:15

ESC Sample # : L403630-04
Site ID :
Project # : 088.0228.00017

Parameter	Result	Det. Limit	Units	Method	Date	Dil.
Gasoline Range (C7-C10)	BDL	100	ug/l	NWTPH-HCID	05/26/09	1
Mineral Spirits	BDL	100	ug/l	NWTPH-HCID	05/26/09	1
Kerosene (C9-C16)	BDL	100	ug/l	NWTPH-HCID	05/26/09	1
Diesel (C7-C26)	BDL	100	ug/l	NWTPH-HCID	05/26/09	1
#6 Fuel Oil (C10-C32)	BDL	100	ug/l	NWTPH-HCID	05/26/09	1
Hydraulic Fluid (C12-C33)	BDL	100	ug/l	NWTPH-HCID	05/26/09	1
Motor Oil (C16-C40)	BDL	500	ug/l	NWTPH-HCID	05/26/09	1
Surrogate recovery(%) o-Terphenyl	50.5		% Rec.	NWTPH-HCID	05/26/09	1

BDL - Below Detection Limit

Det. Limit - Practical Quantitation Limit(PQL)

Note:

The reported analytical results relate only to the sample submitted.

This report shall not be reproduced, except in full, without the written approval from ESC.

Reported: 06/11/09 11:10 Printed: 06/11/09 11:10



**ENVIRONMENTAL
SCIENCE CORP.**

12065 Lebanon Rd.
Mt. Juliet, TN 37122
(615) 758-5858
1-800-767-5859
Fax (615) 758-5859

Tax I.D. 62-0814289

Est. 1970

REPORT OF ANALYSIS

Chris Kramer
SLR International Corp. - West Linn
1800 Blankenship Road, Suite 440
West Linn, OR 97068

June 11, 2009

Date Received : May 21, 2009
Description : Nord Door Project - Everett, WA
Sample ID : GP-307-GW
Collected By : K. Saganski
Collection Date : 05/20/09 15:15

ESC Sample # : L403630-05
Site ID :
Project # : 088.0228.00017

Parameter	Result	Det. Limit	Units	Method	Date	Dil.
Antimony	BDL	1.0	ug/l	6020	06/09/09	1
Arsenic	4.0	1.0	ug/l	6020	06/09/09	1
Thallium	BDL	1.0	ug/l	6020	06/09/09	1
Mercury	BDL	0.20	ug/l	7470A	06/08/09	1
Beryllium	BDL	2.0	ug/l	6010B	06/08/09	1
Cadmium	BDL	5.0	ug/l	6010B	06/08/09	1
Chromium	BDL	10.	ug/l	6010B	06/08/09	1
Copper	23.	20.	ug/l	6010B	06/08/09	1
Lead	13.	5.0	ug/l	6010B	06/08/09	1
Nickel	BDL	20.	ug/l	6010B	06/08/09	1
Selenium	24.	20.	ug/l	6010B	06/08/09	1
Silver	BDL	10.	ug/l	6010B	06/08/09	1
Zinc	230	30.	ug/l	6010B	06/08/09	1
Volatile Organics						
Acetone	BDL	25.	ug/l	8260B	05/29/09	1
Acrylonitrile	BDL	2.5	ug/l	8260B	05/29/09	1
Benzene	BDL	0.50	ug/l	8260B	05/29/09	1
Bromobenzene	BDL	0.50	ug/l	8260B	05/29/09	1
Bromodichloromethane	BDL	0.50	ug/l	8260B	05/29/09	1
Bromochloromethane	BDL	0.50	ug/l	8260B	05/29/09	1
Bromoform	BDL	0.50	ug/l	8260B	05/29/09	1
Bromomethane	BDL	0.50	ug/l	8260B	05/29/09	1
n-Butylbenzene	BDL	0.50	ug/l	8260B	05/29/09	1
sec-Butylbenzene	BDL	0.50	ug/l	8260B	05/29/09	1
tert-Butylbenzene	BDL	0.50	ug/l	8260B	05/29/09	1
Carbon disulfide	BDL	0.50	ug/l	8260B	05/29/09	1
Carbon tetrachloride	BDL	0.50	ug/l	8260B	05/29/09	1
Chlorobenzene	BDL	0.50	ug/l	8260B	05/29/09	1
Chlorodibromomethane	BDL	0.50	ug/l	8260B	05/29/09	1
Chloroethane	BDL	0.50	ug/l	8260B	05/29/09	1
2-Chloroethyl vinyl ether	BDL	2.5	ug/l	8260B	05/29/09	1
Chloroform	BDL	0.50	ug/l	8260B	05/29/09	1
Chloromethane	BDL	0.50	ug/l	8260B	05/29/09	1
2-Chlorotoluene	BDL	0.50	ug/l	8260B	05/29/09	1
4-Chlorotoluene	BDL	0.50	ug/l	8260B	05/29/09	1
1,2-Dibromo-3-Chloropropane	BDL	1.0	ug/l	8260B	05/29/09	1
1,2-Dibromoethane	BDL	0.50	ug/l	8260B	05/29/09	1
Dibromomethane	BDL	0.50	ug/l	8260B	05/29/09	1
1,2-Dichlorobenzene	BDL	0.50	ug/l	8260B	05/29/09	1
1,3-Dichlorobenzene	BDL	0.50	ug/l	8260B	05/29/09	1
1,4-Dichlorobenzene	BDL	0.50	ug/l	8260B	05/29/09	1

BDL - Below Detection Limit
Det. Limit - Practical Quantitation Limit(PQL)



**ENVIRONMENTAL
SCIENCE CORP.**

12065 Lebanon Rd.
Mt. Juliet, TN 37122
(615) 758-5858
1-800-767-5859
Fax (615) 758-5859

Tax I.D. 62-0814289

Est. 1970

REPORT OF ANALYSIS

Chris Kramer
SLR International Corp. - West Linn
1800 Blankenship Road, Suite 440
West Linn, OR 97068

June 11, 2009

Date Received : May 21, 2009
Description : Nord Door Project - Everett, WA
Sample ID : GP-307-GW
Collected By : K. Saganski
Collection Date : 05/20/09 15:15

ESC Sample # : L403630-05
Site ID :
Project # : 088.0228.00017

Parameter	Result	Det. Limit	Units	Method	Date	Dil.
Dichlorodifluoromethane	BDL	0.50	ug/l	8260B	05/29/09	1
1,1-Dichloroethane	1.4	0.50	ug/l	8260B	05/29/09	1
1,2-Dichloroethane	BDL	0.50	ug/l	8260B	05/29/09	1
1,1-Dichloroethene	BDL	0.50	ug/l	8260B	05/29/09	1
cis-1,2-Dichloroethene	BDL	0.50	ug/l	8260B	05/29/09	1
trans-1,2-Dichloroethene	BDL	0.50	ug/l	8260B	05/29/09	1
1,2-Dichloropropane	BDL	0.50	ug/l	8260B	05/29/09	1
1,1-Dichloropropene	BDL	0.50	ug/l	8260B	05/29/09	1
1,3-Dichloropropane	BDL	1.0	ug/l	8260B	05/29/09	1
cis-1,3-Dichloropropene	BDL	0.50	ug/l	8260B	05/29/09	1
trans-1,3-Dichloropropene	BDL	0.50	ug/l	8260B	05/29/09	1
trans-1,4-Dichloro-2-butene	BDL	0.50	ug/l	8260B	05/29/09	1
2,2-Dichloropropane	BDL	0.50	ug/l	8260B	05/29/09	1
Di-isopropyl ether	BDL	0.50	ug/l	8260B	05/29/09	1
Ethylbenzene	BDL	0.50	ug/l	8260B	05/29/09	1
Hexachloro-1,3-butadiene	BDL	0.50	ug/l	8260B	05/29/09	1
2-Hexanone	BDL	2.5	ug/l	8260B	05/29/09	1
n-Hexane	BDL	1.0	ug/l	8260B	05/29/09	1
Iodomethane	BDL	2.5	ug/l	8260B	05/29/09	1
Isopropylbenzene	1.1	0.50	ug/l	8260B	05/29/09	1
p-Isopropyltoluene	BDL	0.50	ug/l	8260B	05/29/09	1
2-Butanone (MEK)	BDL	2.5	ug/l	8260B	05/29/09	1
Methylene Chloride	BDL	2.5	ug/l	8260B	05/29/09	1
4-Methyl-2-pentanone (MIBK)	BDL	2.5	ug/l	8260B	05/29/09	1
Methyl tert-butyl ether	BDL	0.50	ug/l	8260B	05/29/09	1
Naphthalene	42.	0.50	ug/l	8260B	05/29/09	1
n-Propylbenzene	BDL	0.50	ug/l	8260B	05/29/09	1
Styrene	BDL	0.50	ug/l	8260B	05/29/09	1
1,1,1,2-Tetrachloroethane	BDL	0.50	ug/l	8260B	05/29/09	1
1,1,2,2-Tetrachloroethane	BDL	0.50	ug/l	8260B	05/29/09	1
1,1,2-Trichloro-1,2,2-trifluoro	BDL	0.50	ug/l	8260B	05/29/09	1
Tetrachloroethene	BDL	0.50	ug/l	8260B	05/29/09	1
Toluene	BDL	0.50	ug/l	8260B	05/29/09	1
1,2,3-Trichlorobenzene	BDL	0.50	ug/l	8260B	05/29/09	1
1,2,4-Trichlorobenzene	BDL	0.50	ug/l	8260B	05/29/09	1
1,1,1-Trichloroethane	BDL	0.50	ug/l	8260B	05/29/09	1
1,1,2-Trichloroethane	BDL	0.50	ug/l	8260B	05/29/09	1
Trichloroethene	BDL	0.50	ug/l	8260B	05/29/09	1
Trichlorofluoromethane	BDL	0.50	ug/l	8260B	05/29/09	1
1,2,3-Trichloropropane	BDL	0.50	ug/l	8260B	05/29/09	1
1,2,4-Trimethylbenzene	3.8	0.50	ug/l	8260B	05/29/09	1
1,2,3-Trimethylbenzene	3.3	0.50	ug/l	8260B	05/29/09	1
1,3,5-Trimethylbenzene	BDL	0.50	ug/l	8260B	05/29/09	1
Vinyl acetate	BDL	2.5	ug/l	8260B	05/29/09	1

BDL - Below Detection Limit
Det. Limit - Practical Quantitation Limit(PQL)



**ENVIRONMENTAL
SCIENCE CORP.**

12065 Lebanon Rd.
Mt. Juliet, TN 37122
(615) 758-5858
1-800-767-5859
Fax (615) 758-5859

Tax I.D. 62-0814289

Est. 1970

REPORT OF ANALYSIS

Chris Kramer
SLR International Corp. - West Linn
1800 Blankenship Road, Suite 440
West Linn, OR 97068

June 11, 2009

Date Received : May 21, 2009
Description : Nord Door Project - Everett, WA
Sample ID : GP-307-GW
Collected By : K. Saganski
Collection Date : 05/20/09 15:15

ESC Sample # : L403630-05

Site ID :

Project # : 088.0228.00017

Parameter	Result	Det. Limit	Units	Method	Date	Dil.
Vinyl chloride	BDL	0.50	ug/l	8260B	05/29/09	1
Xylenes, Total	49.	1.5	ug/l	8260B	05/29/09	1
Surrogate Recovery						
Toluene-d8	99.5		% Rec.	8260B	05/29/09	1
Dibromofluoromethane	96.2		% Rec.	8260B	05/29/09	1
4-Bromofluorobenzene	97.7		% Rec.	8260B	05/29/09	1
Base/Neutral Extractables						
Acenaphthene	5.5	1.0	ug/l	8270C	05/31/09	1
Acenaphthylene	BDL	1.0	ug/l	8270C	05/31/09	1
Anthracene	BDL	1.0	ug/l	8270C	05/31/09	1
Benzidine	BDL	50.	ug/l	8270C	05/31/09	1
Benzo(a)anthracene	BDL	1.0	ug/l	8270C	05/31/09	1
Benzo(b)fluoranthene	BDL	1.0	ug/l	8270C	05/31/09	1
Benzo(k)fluoranthene	BDL	1.0	ug/l	8270C	05/31/09	1
Benzo(g,h,i)perylene	BDL	1.0	ug/l	8270C	05/31/09	1
Benzo(a)pyrene	BDL	1.0	ug/l	8270C	05/31/09	1
Bis(2-chloroethoxy)methane	BDL	10.	ug/l	8270C	05/31/09	1
Bis(2-chloroethyl)ether	BDL	10.	ug/l	8270C	05/31/09	1
Bis(2-chloroisopropyl)ether	BDL	10.	ug/l	8270C	05/31/09	1
4-Bromophenyl-phenylether	BDL	10.	ug/l	8270C	05/31/09	1
2-Chloronaphthalene	BDL	10.	ug/l	8270C	05/31/09	1
4-Chlorophenyl-phenylether	BDL	10.	ug/l	8270C	05/31/09	1
Chrysene	BDL	1.0	ug/l	8270C	05/31/09	1
Dibenz(a,h)anthracene	BDL	1.0	ug/l	8270C	05/31/09	1
3,3-Dichlorobenzidine	BDL	10.	ug/l	8270C	05/31/09	1
2,4-Dinitrotoluene	BDL	10.	ug/l	8270C	05/31/09	1
2,6-Dinitrotoluene	BDL	10.	ug/l	8270C	05/31/09	1
Fluoranthene	BDL	1.0	ug/l	8270C	05/31/09	1
Fluorene	1.9	1.0	ug/l	8270C	05/31/09	1
Hexachlorobenzene	BDL	10.	ug/l	8270C	05/31/09	1
Hexachloro-1,3-butadiene	BDL	10.	ug/l	8270C	05/31/09	1
Hexachlorocyclopentadiene	BDL	10.	ug/l	8270C	05/31/09	1
Hexachloroethane	BDL	10.	ug/l	8270C	05/31/09	1
Indeno(1,2,3-cd)pyrene	BDL	1.0	ug/l	8270C	05/31/09	1
Isophorone	BDL	10.	ug/l	8270C	05/31/09	1
2-Methylnaphthalene	BDL	10.	ug/l	8270C	05/31/09	1
Naphthalene	33.	5.0	ug/l	8270C	05/31/09	1
Nitrobenzene	BDL	10.	ug/l	8270C	05/31/09	1
n-Nitrosodimethylamine	BDL	50.	ug/l	8270C	05/31/09	1
n-Nitrosodiphenylamine	BDL	10.	ug/l	8270C	05/31/09	1
n-Nitrosodi-n-propylamine	BDL	10.	ug/l	8270C	05/31/09	1
Phenanthrene	2.1	1.0	ug/l	8270C	05/31/09	1
Benzylbutyl phthalate	BDL	10.	ug/l	8270C	05/31/09	1

BDL - Below Detection Limit

Det. Limit - Practical Quantitation Limit(PQL)



**ENVIRONMENTAL
SCIENCE CORP.**

12065 Lebanon Rd.
Mt. Juliet, TN 37122
(615) 758-5858
1-800-767-5859
Fax (615) 758-5859

Tax I.D. 62-0814289

Est. 1970

REPORT OF ANALYSIS

Chris Kramer
SLR International Corp. - West Linn
1800 Blankenship Road, Suite 440
West Linn, OR 97068

June 11, 2009

Date Received : May 21, 2009
Description : Nord Door Project - Everett, WA
Sample ID : GP-307-GW
Collected By : K. Saganski
Collection Date : 05/20/09 15:15

ESC Sample # : L403630-05
Site ID :
Project # : 088.0228.00017

Parameter	Result	Det. Limit	Units	Method	Date	Dil.
Bis(2-ethylhexyl)phthalate	BDL	10.	ug/l	8270C	05/31/09	1
Di-n-butyl phthalate	BDL	10.	ug/l	8270C	05/31/09	1
Diethyl phthalate	BDL	10.	ug/l	8270C	05/31/09	1
Dimethyl phthalate	BDL	10.	ug/l	8270C	05/31/09	1
Di-n-octyl phthalate	BDL	10.	ug/l	8270C	05/31/09	1
Pyrene	BDL	1.0	ug/l	8270C	05/31/09	1
1,2,4-Trichlorobenzene	BDL	10.	ug/l	8270C	05/31/09	1
Acid Extractables						
4-Chloro-3-methylphenol	BDL	10.	ug/l	8270C	05/27/09	1
2-Chlorophenol	BDL	10.	ug/l	8270C	05/27/09	1
3&4-Methyl Phenol	BDL	10.	ug/l	8270C	05/27/09	1
2-Methylphenol	BDL	10.	ug/l	8270C	05/27/09	1
2,4-Dichlorophenol	BDL	10.	ug/l	8270C	05/27/09	1
2,4-Dimethylphenol	BDL	10.	ug/l	8270C	05/27/09	1
4,6-Dinitro-2-methylphenol	BDL	10.	ug/l	8270C	05/27/09	1
2,4-Dinitrophenol	BDL	10.	ug/l	8270C	05/27/09	1
2-Nitrophenol	BDL	10.	ug/l	8270C	05/27/09	1
4-Nitrophenol	BDL	10.	ug/l	8270C	05/27/09	1
Pentachlorophenol	BDL	10.	ug/l	8270C	05/27/09	1
Phenol	BDL	10.	ug/l	8270C	05/27/09	1
2,4,6-Trichlorophenol	BDL	10.	ug/l	8270C	05/27/09	1
Surrogate Recovery						
Nitrobenzene-d5	29.4		% Rec.	8270C	05/31/09	1
2-Fluorobiphenyl	82.5		% Rec.	8270C	05/31/09	1
p-Terphenyl-dl4	88.2		% Rec.	8270C	05/31/09	1
Phenol-d5	21.0		% Rec.	8270C	05/27/09	1
2-Fluorophenol	34.7		% Rec.	8270C	05/27/09	1
2,4,6-Tribromophenol	78.4		% Rec.	8270C	05/27/09	1

BDL - Below Detection Limit

Det. Limit - Practical Quantitation Limit(PQL)

Note:

The reported analytical results relate only to the sample submitted.

This report shall not be reproduced, except in full, without the written approval from ESC.

Reported: 06/11/09 11:10 Printed: 06/11/09 11:10

Attachment A
List of Analytes with QC Qualifiers

Sample Number	Work Group	Sample Type	Analyte	Run ID	Qualifier
L403630-01	WG422990	SAMP	Diesel Range Organics (DRO)	R754666	J6
	WG422990	SAMP	Residual Range Organics (RRO)	R754666	J6
L403630-03	WG423453	SAMP	Beryllium	R760287	O
	WG423526	SAMP	2,4-Dimethylphenol	R759406	J4
L403630-05	WG423629	SAMP	2-Chloroethyl vinyl ether	R759806	J3
	WG423629	SAMP	1,2-Dibromoethane	R759806	J4J3
	WG423629	SAMP	1,3-Dichloropropane	R759806	J4
	WG423629	SAMP	trans-1,3-Dichloropropene	R759806	J3
	WG423629	SAMP	trans-1,4-Dichloro-2-butene	R759806	J3
	WG423629	SAMP	Naphthalene	R759806	J3
	WG423629	SAMP	1,2,3-Trichlorobenzene	R759806	J3
	WG424196	SAMP	Acenaphthene	R764507	Q
	WG424196	SAMP	Acenaphthylene	R764507	Q
	WG424196	SAMP	Anthracene	R764507	Q
	WG424196	SAMP	Benzidine	R764507	Q
	WG424196	SAMP	Benzo(a)anthracene	R764507	J4Q
	WG424196	SAMP	Benzo(b)fluoranthene	R764507	Q
	WG424196	SAMP	Benzo(k)fluoranthene	R764507	Q
	WG424196	SAMP	Benzo(g,h,i)perylene	R764507	Q
	WG424196	SAMP	Benzo(a)pyrene	R764507	Q
	WG424196	SAMP	Bis(2-chloroethoxy)methane	R764507	Q
	WG424196	SAMP	Bis(2-chloroethyl)ether	R764507	Q
	WG424196	SAMP	Bis(2-chloroisopropyl)ether	R764507	Q
	WG424196	SAMP	4-Bromophenyl-phenylether	R764507	Q
	WG424196	SAMP	2-Chloronaphthalene	R764507	Q
	WG424196	SAMP	4-Chlorophenyl-phenylether	R764507	Q
	WG424196	SAMP	Chrysene	R764507	J4Q
	WG424196	SAMP	Dibenz(a,h)anthracene	R764507	Q
	WG424196	SAMP	3,3-Dichlorobenzidine	R764507	Q
	WG424196	SAMP	2,4-Dinitrotoluene	R764507	Q
	WG424196	SAMP	2,6-Dinitrotoluene	R764507	Q
	WG424196	SAMP	Fluoranthene	R764507	Q
	WG424196	SAMP	Fluorene	R764507	Q
	WG424196	SAMP	Hexachlorobenzene	R764507	Q
	WG424196	SAMP	Hexachloro-1,3-butadiene	R764507	Q
	WG424196	SAMP	Hexachlorocyclopentadiene	R764507	Q
	WG424196	SAMP	Hexachloroethane	R764507	Q
	WG424196	SAMP	Indeno(1,2,3-cd)pyrene	R764507	Q
	WG424196	SAMP	Isophorone	R764507	Q
	WG424196	SAMP	2-Methylnaphthalene	R764507	Q
	WG424196	SAMP	Naphthalene	R764507	Q
	WG424196	SAMP	Nitrobenzene	R764507	Q
	WG424196	SAMP	n-Nitrosodimethylamine	R764507	Q
	WG424196	SAMP	n-Nitrosodiphenylamine	R764507	Q
	WG424196	SAMP	n-Nitrosodi-n-propylamine	R764507	Q
	WG424196	SAMP	Phenanthrene	R764507	Q
	WG424196	SAMP	Benzylbutyl phthalate	R764507	Q
	WG424196	SAMP	Bis(2-ethylhexyl)phthalate	R764507	Q
	WG424196	SAMP	Di-n-butyl phthalate	R764507	Q
	WG424196	SAMP	Diethyl phthalate	R764507	Q
	WG424196	SAMP	Dimethyl phthalate	R764507	Q
	WG424196	SAMP	Di-n-octyl phthalate	R764507	Q
	WG424196	SAMP	Pyrene	R764507	Q
	WG424196	SAMP	1,2,4-Trichlorobenzene	R764507	Q

Attachment B
Explanation of QC Qualifier Codes

Qualifier	Meaning
J3	The associated batch QC was outside the established quality control range for precision.
J4	The associated batch QC was outside the established quality control range for accuracy.
Q	(ESC) Sample held beyond the accepted holding time.
J6	The sample matrix interfered with the ability to make any accurate determination; spike value is low
O	(ESC) Sample diluted due to matrix interferences that impaired the ability to make an accurate analytical determination. The detection limit is elevated in order to reflect the necessary dilution.

Qualifier Report Information

ESC utilizes sample and result qualifiers as set forth by the EPA Contract Laboratory Program and as required by most certifying bodies including NELAC. In addition to the EPA qualifiers adopted by ESC, we have implemented ESC qualifiers to provide more information pertaining to our analytical results. Each qualifier is designated in the qualifier explanation as either EPA or ESC. Data qualifiers are intended to provide the ESC client with more detailed information concerning the potential bias of reported data. Because of the wide range of constituents and variety of matrices incorporated by most EPA methods, it is common for some compounds to fall outside of established ranges. These exceptions are evaluated and all reported data is valid and useable unless qualified as 'R' (Rejected).

Definitions

- Accuracy - The relationship of the observed value of a known sample to the true value of a known sample. Represented by percent recovery and relevant to samples such as: control samples, matrix spike recoveries, surrogate recoveries, etc.
- Precision - The agreement between a set of samples or between duplicate samples. Relates to how close together the results are and is represented by Relative Percent Difference.
- Surrogate - Organic compounds that are similar in chemical composition, extraction, and chromatography to analytes of interest. The surrogates are used to determine the probable response of the group of analytes that are chemically related to the surrogate compound. Surrogates are added to the sample and carried through all stages of preparation and analyses.
- TIC - Tentatively Identified Compound: Compounds detected in samples that are not target compounds, internal standards, system monitoring compounds, or surrogates.

Summary of Remarks For Samples Printed
06/11/09 at 11:10:56

TSR Signing Reports: 358
R5 - Desired TAT

Log all arsenic gw samples as ASG.

Sample: L403630-01 Account: SLRWLOR Received: 05/21/09 09:00 Due Date: 06/08/09 00:00 RPT Date: 06/11/09 11:10
WA EIM EDD needed. Relogged to L406059-01.

Sample: L403630-02 Account: SLRWLOR Received: 05/21/09 09:00 Due Date: 06/08/09 00:00 RPT Date: 06/11/09 11:10

Sample: L403630-03 Account: SLRWLOR Received: 05/21/09 09:00 Due Date: 06/08/09 00:00 RPT Date: 06/11/09 11:10

Sample: L403630-04 Account: SLRWLOR Received: 05/21/09 09:00 Due Date: 06/08/09 00:00 RPT Date: 06/11/09 11:10

Sample: L403630-05 Account: SLRWLOR Received: 05/21/09 09:00 Due Date: 06/08/09 00:00 RPT Date: 06/11/09 11:10



**ENVIRONMENTAL
SCIENCE CORP.**

12065 Lebanon Rd.
Mt. Juliet, TN 37122
(615) 758-5858
1-800-767-5859
Fax (615) 758-5859

Tax I.D. 62-0814289

Est. 1970

SLR International Corp. - West Linn, OR
Chris Kramer
1800 Blankenship Road, Suite 440
West Linn, OR 97068

Quality Assurance Report
Level II

June 11, 2009

L403630

Analyte	Result	Laboratory Blank		Limit	Batch	Date Analyzed
		Units	% Rec			
Pentachlorophenol	< .33	ppm			WG422911	05/22/09 11:33
2,4,6-Tribromophenol		% Rec.	78.85	25-137	WG422911	05/22/09 11:33
2-Fluorobiphenyl		% Rec.	70.07	30-120	WG422911	05/22/09 11:33
2-Fluorophenol		% Rec.	65.48	26-130	WG422911	05/22/09 11:33
Nitrobenzene-d5		% Rec.	54.24	18-119	WG422911	05/22/09 11:33
Phenol-d5		% Rec.	67.72	37-141	WG422911	05/22/09 11:33
p-Terphenyl-d14		% Rec.	93.03	23-143	WG422911	05/22/09 11:33
#6 Fuel Oil (C10-C32)	< .1	mg/l			WG422935	05/26/09 10:27
Diesel (C7-C26)	< .1	mg/l			WG422935	05/26/09 10:27
Hydraulic Fluid (C12-C33)	< .1	mg/l			WG422935	05/26/09 10:27
Kerosene (C9-C16)	< .1	mg/l			WG422935	05/26/09 10:27
Mineral Spirits	< .1	mg/l			WG422935	05/26/09 10:27
Motor Oil (C16-C40)	< .25	mg/l			WG422935	05/26/09 10:27
o-Terphenyl		% Rec.	106.9	50-150	WG422935	05/26/09 10:27
#6 Fuel Oil (C10-C32)	< 4	mg/kg			WG423285	05/26/09 12:02
Diesel (C7-C26)	< 4	mg/kg			WG423285	05/26/09 12:02
Hydraulic Fluid (C12-C33)	< 4	mg/kg			WG423285	05/26/09 12:02
Kerosene (C9-C16)	< 4	mg/kg			WG423285	05/26/09 12:02
Mineral Spirits	< 4	mg/kg			WG423285	05/26/09 12:02
Motor Oil (C16-C40)	< 10	mg/kg			WG423285	05/26/09 12:02
o-Terphenyl		% Rec.	105.9	50-150	WG423285	05/26/09 12:02
Diesel Range Organics (DRO)	< 4	ppm			WG422990	05/26/09 22:57
o-Terphenyl		% Rec.	99.55	50-150	WG422990	05/26/09 22:57
Mercury	< .02	mg/kg			WG423494	05/26/09 22:37
Total Solids	< .1	%			WG422831	05/26/09 12:05
Total Solids	< .1	%			WG423156	05/26/09 10:57
PCB 1016	< .017	mg/kg			WG423525	05/27/09 17:26
PCB 1221	< .017	mg/kg			WG423525	05/27/09 17:26
PCB 1232	< .017	mg/kg			WG423525	05/27/09 17:26
PCB 1242	< .017	mg/kg			WG423525	05/27/09 17:26
PCB 1248	< .017	mg/kg			WG423525	05/27/09 17:26
PCB 1254	< .017	mg/kg			WG423525	05/27/09 17:26
PCB 1260	< .017	mg/kg			WG423525	05/27/09 17:26
Decachlorobiphenyl		% Rec.	133.2*	18.9-115.8	WG423525	05/27/09 17:26
Tetrachloro-m-xylene		% Rec.	110.4	31.8-115.7	WG423525	05/27/09 17:26
1,1,1,2-Tetrachloroethane	< .001	mg/kg			WG423651	05/27/09 19:38
1,1,1-Trichloroethane	< .001	mg/kg			WG423651	05/27/09 19:38
1,1,2,2-Tetrachloroethane	< .001	mg/kg			WG423651	05/27/09 19:38
1,1,2-Trichloroethane	< .001	mg/kg			WG423651	05/27/09 19:38
1,1,2-Trichloro-1,2,2-trifluoroethane	< .001	mg/kg			WG423651	05/27/09 19:38
1,1-Dichloroethane	< .001	mg/kg			WG423651	05/27/09 19:38
1,1-Dichloroethene	< .001	mg/kg			WG423651	05/27/09 19:38
1,1-Dichloropropene	< .001	mg/kg			WG423651	05/27/09 19:38

* Performance of this Analyte is outside of established criteria.

For additional information, please see Attachment A 'List of Analytes with QC Qualifiers.'



**ENVIRONMENTAL
SCIENCE CORP.**

12065 Lebanon Rd.
Mt. Juliet, TN 37122
(615) 758-5858
1-800-767-5859
Fax (615) 758-5859

Tax I.D. 62-0814289

Est. 1970

SLR International Corp. - West Linn, OR
Chris Kramer
1800 Blankenship Road, Suite 440
West Linn, OR 97068

Quality Assurance Report
Level II

June 11, 2009

L403630

Analyte	Result	Laboratory Blank		Limit	Batch	Date Analyzed
		Units	% Rec			
1,2,3-Trichlorobenzene	< .001	mg/kg			WG423651	05/27/09 19:38
1,2,3-Trichloropropane	< .001	mg/kg			WG423651	05/27/09 19:38
1,2,3-Trimethylbenzene	< .001	mg/kg			WG423651	05/27/09 19:38
1,2,4-Trichlorobenzene	< .001	mg/kg			WG423651	05/27/09 19:38
1,2,4-Trimethylbenzene	< .001	mg/kg			WG423651	05/27/09 19:38
1,2-Dibromo-3-Chloropropane	< .005	mg/kg			WG423651	05/27/09 19:38
1,2-Dibromoethane	< .001	mg/kg			WG423651	05/27/09 19:38
1,2-Dichlorobenzene	< .001	mg/kg			WG423651	05/27/09 19:38
1,2-Dichloroethane	< .001	mg/kg			WG423651	05/27/09 19:38
1,2-Dichloropropane	< .001	mg/kg			WG423651	05/27/09 19:38
1,3,5-Trimethylbenzene	< .001	mg/kg			WG423651	05/27/09 19:38
1,3-Dichlorobenzene	< .001	mg/kg			WG423651	05/27/09 19:38
1,3-Dichloropropane	< .001	mg/kg			WG423651	05/27/09 19:38
1,4-Dichlorobenzene	< .001	mg/kg			WG423651	05/27/09 19:38
2,2-Dichloropropane	< .001	mg/kg			WG423651	05/27/09 19:38
2-Butanone (MEK)	< .01	mg/kg			WG423651	05/27/09 19:38
2-Chloroethyl vinyl ether	< .001	mg/kg			WG423651	05/27/09 19:38
2-Chlorotoluene	< .001	mg/kg			WG423651	05/27/09 19:38
4-Chlorotoluene	< .001	mg/kg			WG423651	05/27/09 19:38
4-Methyl-2-pentanone (MIBK)	< .01	mg/kg			WG423651	05/27/09 19:38
Acetone	< .05	mg/kg			WG423651	05/27/09 19:38
Acrylonitrile	< .01	mg/kg			WG423651	05/27/09 19:38
Benzene	< .001	mg/kg			WG423651	05/27/09 19:38
Bromobenzene	< .001	mg/kg			WG423651	05/27/09 19:38
Bromodichloromethane	< .001	mg/kg			WG423651	05/27/09 19:38
Bromoform	< .001	mg/kg			WG423651	05/27/09 19:38
Bromomethane	< .005	mg/kg			WG423651	05/27/09 19:38
Carbon tetrachloride	< .001	mg/kg			WG423651	05/27/09 19:38
Chlorobenzene	< .001	mg/kg			WG423651	05/27/09 19:38
Chlorodibromomethane	< .001	mg/kg			WG423651	05/27/09 19:38
Chloroethane	< .005	mg/kg			WG423651	05/27/09 19:38
Chloroform	< .005	mg/kg			WG423651	05/27/09 19:38
Chloromethane	< .001	mg/kg			WG423651	05/27/09 19:38
cis-1,2-Dichloroethene	< .001	mg/kg			WG423651	05/27/09 19:38
cis-1,3-Dichloropropane	< .001	mg/kg			WG423651	05/27/09 19:38
Di-isopropyl ether	< .001	mg/kg			WG423651	05/27/09 19:38
Dibromomethane	< .001	mg/kg			WG423651	05/27/09 19:38
Dichlorodifluoromethane	< .005	mg/kg			WG423651	05/27/09 19:38
Ethylbenzene	< .001	mg/kg			WG423651	05/27/09 19:38
Hexachloro-1,3-butadiene	< .001	mg/kg			WG423651	05/27/09 19:38
Isopropylbenzene	< .001	mg/kg			WG423651	05/27/09 19:38
Methyl tert-butyl ether	< .001	mg/kg			WG423651	05/27/09 19:38
Methylene Chloride	< .005	mg/kg			WG423651	05/27/09 19:38
n-Butylbenzene	< .001	mg/kg			WG423651	05/27/09 19:38
n-Propylbenzene	< .001	mg/kg			WG423651	05/27/09 19:38
Naphthalene	< .005	mg/kg			WG423651	05/27/09 19:38
p-Isopropyltoluene	< .001	mg/kg			WG423651	05/27/09 19:38
sec-Butylbenzene	< .001	mg/kg			WG423651	05/27/09 19:38
Styrene	< .001	mg/kg			WG423651	05/27/09 19:38
tert-Butylbenzene	< .001	mg/kg			WG423651	05/27/09 19:38
Tetrachloroethene	< .001	mg/kg			WG423651	05/27/09 19:38
Toluene	< .005	mg/kg			WG423651	05/27/09 19:38
trans-1,2-Dichloroethene	< .001	mg/kg			WG423651	05/27/09 19:38
trans-1,3-Dichloropropene	< .001	mg/kg			WG423651	05/27/09 19:38
Trichloroethene	< .001	mg/kg			WG423651	05/27/09 19:38
Trichlorofluoromethane	< .005	mg/kg			WG423651	05/27/09 19:38
Vinyl chloride	< .001	mg/kg			WG423651	05/27/09 19:38
4-Bromofluorobenzene		% Rec.	108.0	59-140	WG423651	05/27/09 19:38
Dibromofluoromethane		% Rec.	97.00	63-139	WG423651	05/27/09 19:38

* Performance of this Analyte is outside of established criteria.

For additional information, please see Attachment A 'List of Analytes with QC Qualifiers.'



**ENVIRONMENTAL
SCIENCE CORP.**

12065 Lebanon Rd.
Mt. Juliet, TN 37122
(615) 758-5858
1-800-767-5859
Fax (615) 758-5859

Tax I.D. 62-0814289

Est. 1970

SLR International Corp. - West Linn, OR
Chris Kramer
1800 Blankenship Road, Suite 440
West Linn, OR 97068

Quality Assurance Report
Level II

June 11, 2009

L403630

Analyte	Result	Laboratory Blank		Limit	Batch	Date Analyzed
		Units	% Rec			
Toluene-d8		% Rec.	98.21	84-116		05/27/09 19:38
1,2,4-Trichlorobenzene	< .33	ppm			WG423526	05/27/09 10:47
2,4,6-Trichlorophenol	< .33	ppm			WG423526	05/27/09 10:47
2,4-Dichlorophenol	< .33	ppm			WG423526	05/27/09 10:47
2,4-Dimethylphenol	< .33	ppm			WG423526	05/27/09 10:47
2,4-Dinitrophenol	< .33	ppm			WG423526	05/27/09 10:47
2,4-Dinitrotoluene	< .33	ppm			WG423526	05/27/09 10:47
2,6-Dinitrotoluene	< .33	ppm			WG423526	05/27/09 10:47
2-Chloronaphthalene	< .33	ppm			WG423526	05/27/09 10:47
2-Chlorophenol	< .33	ppm			WG423526	05/27/09 10:47
2-Methylnaphthalene	< .33	ppm			WG423526	05/27/09 10:47
2-Methylphenol	< .33	ppm			WG423526	05/27/09 10:47
2-Nitrophenol	< .33	ppm			WG423526	05/27/09 10:47
3&4-Methyl Phenol	< .33	ppm			WG423526	05/27/09 10:47
3,3-Dichlorobenzidine	< .33	ppm			WG423526	05/27/09 10:47
4,6-Dinitro-2-methylphenol	< .33	ppm			WG423526	05/27/09 10:47
4-Bromophenyl-phenylether	< .33	ppm			WG423526	05/27/09 10:47
4-Chloro-3-methylphenol	< .33	ppm			WG423526	05/27/09 10:47
4-Chlorophenyl-phenylether	< .33	ppm			WG423526	05/27/09 10:47
4-Nitrophenol	< .33	ppm			WG423526	05/27/09 10:47
Acenaphthene	< .33	ppm			WG423526	05/27/09 10:47
Acenaphthylene	< .33	ppm			WG423526	05/27/09 10:47
Anthracene	< .33	ppm			WG423526	05/27/09 10:47
Benizidine	< .33	ppm			WG423526	05/27/09 10:47
Benzo(a)anthracene	< .33	ppm			WG423526	05/27/09 10:47
Benzo(a)pyrene	< .33	ppm			WG423526	05/27/09 10:47
Benzo(b)fluoranthene	< .33	ppm			WG423526	05/27/09 10:47
Benzo(g,h,i)perylene	< .33	ppm			WG423526	05/27/09 10:47
Benzo(k)fluoranthene	< .33	ppm			WG423526	05/27/09 10:47
Benzylbutyl phthalate	< .33	ppm			WG423526	05/27/09 10:47
Bis(2-chloroethoxy)methane	< .33	ppm			WG423526	05/27/09 10:47
Bis(2-chloroethyl)ether	< .33	ppm			WG423526	05/27/09 10:47
Bis(2-chloroisopropyl)ether	< .33	ppm			WG423526	05/27/09 10:47
Bis(2-ethylhexyl)phthalate	< .33	ppm			WG423526	05/27/09 10:47
Chrysene	< .33	ppm			WG423526	05/27/09 10:47
Di-n-butyl phthalate	< .33	ppm			WG423526	05/27/09 10:47
Di-n-octyl phthalate	< .33	ppm			WG423526	05/27/09 10:47
Dibenz(a,h)anthracene	< .33	ppm			WG423526	05/27/09 10:47
Diethyl phthalate	< .33	ppm			WG423526	05/27/09 10:47
Dimethyl phthalate	< .33	ppm			WG423526	05/27/09 10:47
Fluoranthene	< .33	ppm			WG423526	05/27/09 10:47
Fluorene	< .33	ppm			WG423526	05/27/09 10:47
Hexachloro-1,3-butadiene	< .33	ppm			WG423526	05/27/09 10:47
Hexachlorobenzene	< .33	ppm			WG423526	05/27/09 10:47
Hexachlorocyclopentadiene	< .33	ppm			WG423526	05/27/09 10:47
Hexachloroethane	< .33	ppm			WG423526	05/27/09 10:47
Indeno(1,2,3-cd)pyrene	< .33	ppm			WG423526	05/27/09 10:47
Isophorone	< .33	ppm			WG423526	05/27/09 10:47
n-Nitrosodi-n-propylamine	< .33	ppm			WG423526	05/27/09 10:47
n-Nitrosodimethylamine	< .33	ppm			WG423526	05/27/09 10:47
n-Nitrosodiphenylamine	< .33	ppm			WG423526	05/27/09 10:47
Naphthalene	< .33	ppm			WG423526	05/27/09 10:47
Nitrobenzene	< .33	ppm			WG423526	05/27/09 10:47
Pentachlorophenol	< .33	ppm			WG423526	05/27/09 10:47
Phenanthrene	< .33	ppm			WG423526	05/27/09 10:47
Phenol	< .33	ppm			WG423526	05/27/09 10:47
Pyrene	< .33	ppm			WG423526	05/27/09 10:47
2,4,6-Tribromophenol		% Rec.	68.61	25-137	WG423526	05/27/09 10:47
2-Fluorobiphenyl		% Rec.	68.89	30-120	WG423526	05/27/09 10:47

* Performance of this Analyte is outside of established criteria.

For additional information, please see Attachment A 'List of Analytes with QC Qualifiers.'



**ENVIRONMENTAL
SCIENCE CORP.**

12065 Lebanon Rd.
Mt. Juliet, TN 37122
(615) 758-5858
1-800-767-5859
Fax (615) 758-5859

Tax I.D. 62-0814289

Est. 1970

SLR International Corp. - West Linn, OR
Chris Kramer
1800 Blankenship Road, Suite 440

Quality Assurance Report
Level II

West Linn, OR 97068

June 11, 2009

L403630

Analyte	Result	Laboratory Blank		Limit	Batch	Date Analyzed
		Units	% Rec			
2-Fluorophenol		% Rec.	72.41	26-130		05/27/09 10:47
Nitrobenzene-d5		% Rec.	66.45	18-119		05/27/09 10:47
Phenol-d5		% Rec.	70.70	37-141		05/27/09 10:47
p-Terphenyl-d14		% Rec.	81.75	23-143		05/27/09 10:47
2,4,6-Trichlorophenol	< .01	ppm			WG423529	05/27/09 10:01
2,4-Dichlorophenol	< .01	ppm			WG423529	05/27/09 10:01
2,4-Dimethylphenol	< .01	ppm			WG423529	05/27/09 10:01
2,4-Dinitrophenol	< .01	ppm			WG423529	05/27/09 10:01
2-Chlorophenol	< .01	ppm			WG423529	05/27/09 10:01
2-Methylphenol	< .01	ppm			WG423529	05/27/09 10:01
2-Nitrophenol	< .01	ppm			WG423529	05/27/09 10:01
3&4-Methyl Phenol	< .01	ppm			WG423529	05/27/09 10:01
4,6-Dinitro-2-methylphenol	< .01	ppm			WG423529	05/27/09 10:01
4-Chloro-3-methylphenol	< .01	ppm			WG423529	05/27/09 10:01
4-Nitrophenol	< .01	ppm			WG423529	05/27/09 10:01
Pentachlorophenol	< .01	ppm			WG423529	05/27/09 10:01
Phenol	< .01	ppm			WG423529	05/27/09 10:01
2,4,6-Tribromophenol		% Rec.	72.03	10-148		05/27/09 10:01
2-Fluorobiphenyl		% Rec.	73.89	26-122		05/27/09 10:01
2-Fluorophenol		% Rec.	39.88	10-87		05/27/09 10:01
Nitrobenzene-d5		% Rec.	72.39	12-120		05/27/09 10:01
Phenol-d5		% Rec.	24.48	10-67		05/27/09 10:01
p-Terphenyl-d14		% Rec.	107.8	34-149		05/27/09 10:01
1,1,1,2-Tetrachloroethane	< .0005	mg/l			WG423629	05/29/09 01:20
1,1,1-Trichloroethane	< .0005	mg/l			WG423629	05/29/09 01:20
1,1,2,2-Tetrachloroethane	< .0005	mg/l			WG423629	05/29/09 01:20
1,1,2-Trichloroethane	< .0005	mg/l			WG423629	05/29/09 01:20
1,1,2-Trichloro-1,2,2-trifluoroethane	< .0005	mg/l			WG423629	05/29/09 01:20
1,1-Dichloroethane	< .0005	mg/l			WG423629	05/29/09 01:20
1,1-Dichloroethene	< .0005	mg/l			WG423629	05/29/09 01:20
1,1-Dichloropropene	< .0005	mg/l			WG423629	05/29/09 01:20
1,2,3-Trichlorobenzene	< .0005	mg/l			WG423629	05/29/09 01:20
1,2,3-Trichloropropane	< .0005	mg/l			WG423629	05/29/09 01:20
1,2,3-Trimethylbenzene	< .0005	mg/l			WG423629	05/29/09 01:20
1,2,4-Trichlorobenzene	< .0005	mg/l			WG423629	05/29/09 01:20
1,2,4-Trimethylbenzene	< .0005	mg/l			WG423629	05/29/09 01:20
1,2-Dibromo-3-Chloropropane	< .001	mg/l			WG423629	05/29/09 01:20
1,2-Dibromoethane	< .0005	mg/l			WG423629	05/29/09 01:20
1,2-Dichlorobenzene	< .0005	mg/l			WG423629	05/29/09 01:20
1,2-Dichloroethane	< .0005	mg/l			WG423629	05/29/09 01:20
1,2-Dichloropropane	< .0005	mg/l			WG423629	05/29/09 01:20
1,3,5-Trimethylbenzene	< .0005	mg/l			WG423629	05/29/09 01:20
1,3-Dichlorobenzene	< .0005	mg/l			WG423629	05/29/09 01:20
1,3-Dichloropropane	< .001	mg/l			WG423629	05/29/09 01:20
1,4-Dichlorobenzene	< .0005	mg/l			WG423629	05/29/09 01:20
2,2-Dichloropropane	< .0005	mg/l			WG423629	05/29/09 01:20
2-Butanone (MEK)	< .0025	mg/l			WG423629	05/29/09 01:20
2-Chloroethyl vinyl ether	< .0025	mg/l			WG423629	05/29/09 01:20
2-Chlorotoluene	< .0005	mg/l			WG423629	05/29/09 01:20
2-Hexanone	< .0025	mg/l			WG423629	05/29/09 01:20
4-Chlorotoluene	< .0005	mg/l			WG423629	05/29/09 01:20
4-Methyl-2-pentanone (MIBK)	< .0025	mg/l			WG423629	05/29/09 01:20
Acetone	< .025	mg/l			WG423629	05/29/09 01:20
Acrylonitrile	< .0025	mg/l			WG423629	05/29/09 01:20
Benzene	< .0005	mg/l			WG423629	05/29/09 01:20
Bromobenzene	< .0005	mg/l			WG423629	05/29/09 01:20
Bromochloromethane	< .0005	mg/l			WG423629	05/29/09 01:20

* Performance of this Analyte is outside of established criteria.

For additional information, please see Attachment A 'List of Analytes with QC Qualifiers.'



**ENVIRONMENTAL
SCIENCE CORP.**

12065 Lebanon Rd.
Mt. Juliet, TN 37122
(615) 758-5858
1-800-767-5859
Fax (615) 758-5859

Tax I.D. 62-0814289

Est. 1970

SLR International Corp. - West Linn, OR
Chris Kramer
1800 Blankenship Road, Suite 440
West Linn, OR 97068

Quality Assurance Report
Level II

June 11, 2009

L403630

Analyte	Result	Laboratory Blank		Limit	Batch	Date Analyzed
		Units	% Rec			
Bromodichloromethane	< .0005	mg/l			WG423629	05/29/09 01:20
Bromoform	< .0005	mg/l			WG423629	05/29/09 01:20
Bromomethane	< .0005	mg/l			WG423629	05/29/09 01:20
Carbon disulfide	< .0005	mg/l			WG423629	05/29/09 01:20
Carbon tetrachloride	< .0005	mg/l			WG423629	05/29/09 01:20
Chlorobenzene	< .0005	mg/l			WG423629	05/29/09 01:20
Chlorodibromomethane	< .0005	mg/l			WG423629	05/29/09 01:20
Chloroethane	< .0005	mg/l			WG423629	05/29/09 01:20
Chloroform	< .0005	mg/l			WG423629	05/29/09 01:20
Chloromethane	< .0005	mg/l			WG423629	05/29/09 01:20
cis-1,2-Dichloroethene	< .0005	mg/l			WG423629	05/29/09 01:20
cis-1,3-Dichloropropene	< .0005	mg/l			WG423629	05/29/09 01:20
Di-isopropyl ether	< .0005	mg/l			WG423629	05/29/09 01:20
Dibromomethane	< .0005	mg/l			WG423629	05/29/09 01:20
Dichlorodifluoromethane	< .0005	mg/l			WG423629	05/29/09 01:20
Ethylbenzene	< .0005	mg/l			WG423629	05/29/09 01:20
Hexachloro-1,3-butadiene	< .0005	mg/l			WG423629	05/29/09 01:20
Iodomethane	< .0025	mg/l			WG423629	05/29/09 01:20
Isopropylbenzene	< .0005	mg/l			WG423629	05/29/09 01:20
Methyl tert-butyl ether	< .0005	mg/l			WG423629	05/29/09 01:20
Methylene Chloride	< .0025	mg/l			WG423629	05/29/09 01:20
n-Butylbenzene	< .0005	mg/l			WG423629	05/29/09 01:20
n-Hexane	< .001	mg/l			WG423629	05/29/09 01:20
n-Propylbenzene	< .0005	mg/l			WG423629	05/29/09 01:20
Naphthalene	< .0005	mg/l			WG423629	05/29/09 01:20
p-Isopropyltoluene	< .0005	mg/l			WG423629	05/29/09 01:20
sec-Butylbenzene	< .0005	mg/l			WG423629	05/29/09 01:20
Styrene	< .0005	mg/l			WG423629	05/29/09 01:20
tert-Butylbenzene	< .0005	mg/l			WG423629	05/29/09 01:20
Tetrachloroethene	< .0005	mg/l			WG423629	05/29/09 01:20
Toluene	< .0005	mg/l			WG423629	05/29/09 01:20
trans-1,2-Dichloroethene	< .0005	mg/l			WG423629	05/29/09 01:20
trans-1,3-Dichloropropene	< .0005	mg/l			WG423629	05/29/09 01:20
trans-1,4-Dichloro-2-butene	< .0005	mg/l			WG423629	05/29/09 01:20
Trichloroethene	< .0005	mg/l			WG423629	05/29/09 01:20
Trichlorofluoromethane	< .0005	mg/l			WG423629	05/29/09 01:20
Vinyl acetate	< .0025	mg/l			WG423629	05/29/09 01:20
Vinyl chloride	< .0005	mg/l			WG423629	05/29/09 01:20
4-Bromofluorobenzene		% Rec.	99.83	75-128	WG423629	05/29/09 01:20
Dibromofluoromethane		% Rec.	99.79	79-125	WG423629	05/29/09 01:20
Toluene-d8		% Rec.	97.36	87-114	WG423629	05/29/09 01:20
Antimony	< 1	mg/kg			WG423453	05/28/09 19:10
Arsenic	< 1	mg/kg			WG423453	05/28/09 19:10
Cadmium	< .25	mg/kg			WG423453	05/28/09 19:10
Chromium	< .5	mg/kg			WG423453	05/28/09 19:10
Copper	< 1	mg/kg			WG423453	05/28/09 19:10
Lead	< .25	mg/kg			WG423453	05/28/09 19:10
Nickel	< 1	mg/kg			WG423453	05/28/09 19:10
Selenium	< 1	mg/kg			WG423453	05/28/09 19:10
Silver	< .5	mg/kg			WG423453	05/28/09 19:10
Thallium	< 1	mg/kg			WG423453	05/28/09 19:10
Zinc	< 1.5	mg/kg			WG423453	05/28/09 19:10
1,2,4-Trichlorobenzene	< .01	ppm			WG424196	05/31/09 12:07
2,4-Dinitrotoluene	< .01	ppm			WG424196	05/31/09 12:07
2,6-Dinitrotoluene	< .01	ppm			WG424196	05/31/09 12:07

* Performance of this Analyte is outside of established criteria.

For additional information, please see Attachment A 'List of Analytes with QC Qualifiers.'



**ENVIRONMENTAL
SCIENCE CORP.**

12065 Lebanon Rd.
Mt. Juliet, TN 37122
(615) 758-5858
1-800-767-5859
Fax (615) 758-5859

Tax I.D. 62-0814289

Est. 1970

SLR International Corp. - West Linn, OR
Chris Kramer
1800 Blankenship Road, Suite 440
West Linn, OR 97068

Quality Assurance Report
Level II

June 11, 2009

L403630

Analyte	Result	Laboratory Blank		Limit	Batch	Date Analyzed
		Units	% Rec			
2-Chloronaphthalene	< .01	ppm			WG424196	05/31/09 12:07
2-Methylnaphthalene	< .01	ppm			WG424196	05/31/09 12:07
3,3-Dichlorobenzidine	< .01	ppm			WG424196	05/31/09 12:07
4-Bromophenyl-phenylether	< .01	ppm			WG424196	05/31/09 12:07
4-Chlorophenyl-phenylether	< .01	ppm			WG424196	05/31/09 12:07
Acenaphthene	< .01	ppm			WG424196	05/31/09 12:07
Acenaphthylene	< .01	ppm			WG424196	05/31/09 12:07
Anthracene	< .01	ppm			WG424196	05/31/09 12:07
Benzidine	< .01	ppm			WG424196	05/31/09 12:07
Benzo(a)anthracene	< .01	ppm			WG424196	05/31/09 12:07
Benzo(a)pyrene	< .01	ppm			WG424196	05/31/09 12:07
Benzo(b)fluoranthene	< .01	ppm			WG424196	05/31/09 12:07
Benzo(g,h,i)perylene	< .01	ppm			WG424196	05/31/09 12:07
Benzo(k)fluoranthene	< .01	ppm			WG424196	05/31/09 12:07
Benzylbutyl phthalate	< .01	ppm			WG424196	05/31/09 12:07
Bis(2-chloroethoxy)methane	< .01	ppm			WG424196	05/31/09 12:07
Bis(2-chloroethyl)ether	< .01	ppm			WG424196	05/31/09 12:07
Bis(2-chloroisopropyl)ether	< .01	ppm			WG424196	05/31/09 12:07
Bis(2-ethylhexyl)phthalate	< .01	ppm			WG424196	05/31/09 12:07
Chrysene	< .01	ppm			WG424196	05/31/09 12:07
Di-n-butyl phthalate	< .01	ppm			WG424196	05/31/09 12:07
Di-n-octyl phthalate	< .01	ppm			WG424196	05/31/09 12:07
Dibenz(a,h)anthracene	< .01	ppm			WG424196	05/31/09 12:07
Diethyl phthalate	< .01	ppm			WG424196	05/31/09 12:07
Dimethyl phthalate	< .01	ppm			WG424196	05/31/09 12:07
Fluoranthene	< .01	ppm			WG424196	05/31/09 12:07
Fluorene	< .01	ppm			WG424196	05/31/09 12:07
Hexachloro-1,3-butadiene	< .01	ppm			WG424196	05/31/09 12:07
Hexachlorobenzene	< .01	ppm			WG424196	05/31/09 12:07
Hexachlorocyclopentadiene	< .01	ppm			WG424196	05/31/09 12:07
Hexachloroethane	< .01	ppm			WG424196	05/31/09 12:07
Indeno(1,2,3-cd)pyrene	< .01	ppm			WG424196	05/31/09 12:07
Isophorone	< .01	ppm			WG424196	05/31/09 12:07
n-Nitrosodi-n-propylamine	< .01	ppm			WG424196	05/31/09 12:07
n-Nitrosodimethylamine	< .05	ppm			WG424196	05/31/09 12:07
n-Nitrosodiphenylamine	< .01	ppm			WG424196	05/31/09 12:07
Naphthalene	< .01	ppm			WG424196	05/31/09 12:07
Nitrobenzene	< .01	ppm			WG424196	05/31/09 12:07
Phenanthrene	< .01	ppm			WG424196	05/31/09 12:07
Pyrene	< .01	ppm			WG424196	05/31/09 12:07
2,4,6-Tribromophenol		% Rec.	67.31	10-148	WG424196	05/31/09 12:07
2-Fluorobiphenyl		% Rec.	75.44	26-122	WG424196	05/31/09 12:07
2-Fluorophenol		% Rec.	42.63	10-87	WG424196	05/31/09 12:07
Nitrobenzene-d5		% Rec.	56.70	12-120	WG424196	05/31/09 12:07
Phenol-d5		% Rec.	28.06	10-67	WG424196	05/31/09 12:07
p-Terphenyl-d14		% Rec.	126.2	34-149	WG424196	05/31/09 12:07
Mercury	< .0002	mg/l			WG425445	06/08/09 18:56
Antimony	< .001	mg/l			WG425443	06/09/09 09:27
Arsenic	< .001	mg/l			WG425443	06/09/09 09:27
Thallium	< .001	mg/l			WG425443	06/09/09 09:27

Analyte	Units	Result	Duplicate		RPD	Limit	Ref Samp	Batch
			Duplicate					
Mercury	mg/kg	0.00	0.00		0.00	20	L403630-03	WG423494

* Performance of this Analyte is outside of established criteria.
For additional information, please see Attachment A 'List of Analytes with QC Qualifiers.'



**ENVIRONMENTAL
SCIENCE CORP.**

12065 Lebanon Rd.
Mt. Juliet, TN 37122
(615) 758-5858
1-800-767-5859
Fax (615) 758-5859

Tax I.D. 62-0814289

Est. 1970

SLR International Corp. - West Linn, OR
Chris Kramer
1800 Blankenship Road, Suite 440
West Linn, OR 97068

Quality Assurance Report
Level II

L403630

June 11, 2009

Analyte	Units	Duplicate		RPD	Limit	Ref Samp	Batch
		Result	Duplicate				
Total Solids	%	76.6	76.1	0.673	5	L403630-02	WG422831
Total Solids	%	91.1	91.0	0.101	5	L403666-01	WG423156
Antimony	mg/kg	0.00	0.00	0.00	20	L403959-09	WG423453
Arsenic	mg/kg	4.70	4.40	6.59	20	L403959-09	WG423453
Cadmium	mg/kg	0.00	0.170	NA	20	L403959-09	WG423453
Chromium	mg/kg	24.8	26.0	4.72	20	L403959-09	WG423453
Copper	mg/kg	4.57	4.70	2.80	20	L403959-09	WG423453
Lead	mg/kg	12.1	10.0	19.0	20	L403959-09	WG423453
Nickel	mg/kg	16.2	16.0	1.24	20	L403959-09	WG423453
Selenium	mg/kg	6.49	7.10	8.98	20	L403959-09	WG423453
Silver	mg/kg	0.682	0.700	2.60	20	L403959-09	WG423453
Thallium	mg/kg	8.92	7.70	14.7	20	L403959-09	WG423453
Zinc	mg/kg	32.0	33.0	3.08	20	L403959-09	WG423453
Mercury	mg/l	0.00	0.00	0.00	20	L404245-06	WG425445
Beryllium	mg/l	0.00	0.00110	NA	20	L406275-02	WG425439
Cadmium	mg/l	0.00	0.00	0.00	20	L406275-02	WG425439
Chromium	mg/l	0.00	0.00520	NA	20	L406275-02	WG425439
Copper	mg/l	0.00	0.00	0.00	20	L406275-02	WG425439
Lead	mg/l	0.00	0.00	0.00	20	L406275-02	WG425439
Nickel	mg/l	0.00	0.00	0.00	20	L406275-02	WG425439
Selenium	mg/l	0.00	0.0130	NA	20	L406275-02	WG425439
Silver	mg/l	0.00	0.00	0.00	20	L406275-02	WG425439
Zinc	mg/l	0.00	0.0110	NA	20	L406275-02	WG425439
Antimony	mg/l	0.00200	0.00210	4.88	20	L405944-10	WG425443
Arsenic	mg/l	0.0167	0.0168	0.597	20	L405944-10	WG425443
Thallium	mg/l	0.00	0.000350	NA	20	L405944-10	WG425443

Analyte	Units	Laboratory Control Sample		% Rec	Limit	Batch
		Known Val	Result			
Pentachlorophenol	ppm	.333	0.255	76.6	37-118	WG422911
2,4,6-Tribromophenol				71.08	25-137	WG422911
2-Fluorobiphenyl				64.69	30-120	WG422911
2-Fluorophenol				55.80	26-130	WG422911
Nitrobenzene-d5				55.58	18-119	WG422911
Phenol-d5				58.77	37-141	WG422911
p-Terphenyl-d14				87.18	23-143	WG422911
Diesel (C7-C26)	mg/l	.75	0.624	83.2	50-150	WG422935
Motor Oil (C16-C40)	mg/l	.75	0.556	74.2	50-150	WG422935
o-Terphenyl				94.64	50-150	WG422935
Diesel (C7-C26)	mg/kg	30	23.6	78.6	50-150	WG423285
Motor Oil (C16-C40)	mg/kg	30	22.8	75.9	50-150	WG423285
o-Terphenyl				87.53	50-150	WG423285

* Performance of this Analyte is outside of established criteria.
For additional information, please see Attachment A 'List of Analytes with QC Qualifiers.'



**ENVIRONMENTAL
SCIENCE CORP.**

12065 Lebanon Rd.
Mt. Juliet, TN 37122
(615) 758-5858
1-800-767-5859
Fax (615) 758-5859

Tax I.D. 62-0814289

Est. 1970

SLR International Corp. - West Linn, OR
Chris Kramer
1800 Blankenship Road, Suite 440
West Linn, OR 97068

Quality Assurance Report
Level II

L403630

June 11, 2009

Analyte	Units	Laboratory Control Sample		% Rec	Limit	Batch
		Known Val	Result			
Diesel Range Organics (DRO)	mg/kg	30	18.6	62.1	60-140	WG422990
Residual Range Organics (RRO)	mg/kg	30	20.2	67.5*	0-0	WG422990
o-Terphenyl				61.20	50-150	WG422990
Mercury	mg/kg	8.77	7.86	89.6	71.6-127.7	WG423494
Total Solids	%	50	50.0	100.	85-115	WG422831
Total Solids	%	50	50.0	100.	85-115	WG423156
PCB 1260	mg/kg	.167	0.180	108.	62-131	WG423525
Decachlorobiphenyl				119.9*	18.9-115.8	WG423525
Tetrachloro-m-xylene				108.8	31.8-115.7	WG423525
1,1,1,2-Tetrachloroethane	mg/kg	.05	0.0498	99.7	73-134	WG423651
1,1,1-Trichloroethane	mg/kg	.05	0.0436	87.3	62-135	WG423651
1,1,2,2-Tetrachloroethane	mg/kg	.05	0.0470	93.9	74-129	WG423651
1,1,2-Trichloroethane	mg/kg	.05	0.0474	94.9	77-124	WG423651
1,1,2-Trichloro-1,2,2-trifluoroethane	mg/kg	.05	0.0457	91.4	49-155	WG423651
1,1-Dichloroethane	mg/kg	.05	0.0429	85.8	61-134	WG423651
1,1-Dichloroethene	mg/kg	.05	0.0476	95.2	53-136	WG423651
1,1-Dichloropropene	mg/kg	.05	0.0407	81.4	63-132	WG423651
1,2,3-Trichlorobenzene	mg/kg	.05	0.0462	92.4	62-146	WG423651
1,2,3-Trichloropropane	mg/kg	.05	0.0485	97.0	70-133	WG423651
1,2,3-Trimethylbenzene	mg/kg	.05	0.0430	86.0	73-126	WG423651
1,2,4-Trichlorobenzene	mg/kg	.05	0.0443	88.6	61-148	WG423651
1,2,4-Trimethylbenzene	mg/kg	.05	0.0485	96.9	68-135	WG423651
1,2-Dibromo-3-Chloropropane	mg/kg	.05	0.0474	94.7	61-134	WG423651
1,2-Dibromoethane	mg/kg	.05	0.0481	96.2	76-127	WG423651
1,2-Dichlorobenzene	mg/kg	.05	0.0442	88.3	77-123	WG423651
1,2-Dichloroethane	mg/kg	.05	0.0413	82.6	58-141	WG423651
1,2-Dichloropropane	mg/kg	.05	0.0453	90.6	71-128	WG423651
1,3,5-Trimethylbenzene	mg/kg	.05	0.0499	99.7	71-133	WG423651
1,3-Dichlorobenzene	mg/kg	.05	0.0505	101.	71-132	WG423651
1,3-Dichloropropane	mg/kg	.05	0.0442	88.4	76-120	WG423651
1,4-Dichlorobenzene	mg/kg	.05	0.0427	85.4	72-123	WG423651
2,2-Dichloropropane	mg/kg	.05	0.0423	84.5	50-147	WG423651
2-Butanone (MEK)	mg/kg	.25	0.190	75.9	51-131	WG423651
2-Chloroethyl vinyl ether	mg/kg	.25	0.213	85.0	0-188	WG423651
2-Chlorotoluene	mg/kg	.05	0.0477	95.3	73-128	WG423651
4-Chlorotoluene	mg/kg	.05	0.0464	92.9	72-129	WG423651
4-Methyl-2-pentanone (MIBK)	mg/kg	.25	0.215	85.9	61-143	WG423651
Acetone	mg/kg	.25	0.227	90.7	44-140	WG423651
Acrylonitrile	mg/kg	.25	0.210	84.2	55-143	WG423651
Benzene	mg/kg	.05	0.0428	85.7	65-128	WG423651
Bromobenzene	mg/kg	.05	0.0489	97.9	75-123	WG423651
Bromodichloromethane	mg/kg	.05	0.0465	92.9	66-126	WG423651
Bromoform	mg/kg	.05	0.0538	108.	64-139	WG423651
Bromomethane	mg/kg	.05	0.0475	95.0	41-175	WG423651
Carbon tetrachloride	mg/kg	.05	0.0430	86.0	60-140	WG423651
Chlorobenzene	mg/kg	.05	0.0477	95.4	75-125	WG423651
Chlorodibromomethane	mg/kg	.05	0.0496	99.2	72-137	WG423651
Chloroethane	mg/kg	.05	0.0474	94.8	44-159	WG423651
Chloroform	mg/kg	.05	0.0422	84.5	63-123	WG423651

* Performance of this Analyte is outside of established criteria.

For additional information, please see Attachment A 'List of Analytes with QC Qualifiers.'



ENVIRONMENTAL SCIENCE CORP.

12065 Lebanon Rd.
Mt. Juliet, TN 37122
(615) 758-5858
1-800-767-5859
Fax (615) 758-5859

Tax I.D. 62-0814289

Est. 1970

SLR International Corp. - West Linn, OR
Chris Kramer
1800 Blankenship Road, Suite 440
West Linn, OR 97068

Quality Assurance Report Level II

June 11, 2009

L403630

Analyte	Units	Laboratory Control Sample		% Rec	Limit	Batch
		Known Val	Result			
Chloromethane	mg/kg	.05	0.0427	85.3	42-149	WG423651
cis-1,2-Dichloroethene	mg/kg	.05	0.0443	88.6	71-129	WG423651
cis-1,3-Dichloropropene	mg/kg	.05	0.0442	88.4	73-132	WG423651
Di-isopropyl ether	mg/kg	.05	0.0414	82.7	59-143	WG423651
Dibromomethane	mg/kg	.05	0.0435	87.0	70-130	WG423651
Dichlorodifluoromethane	mg/kg	.05	0.0537	107.	26-186	WG423651
Ethylbenzene	mg/kg	.05	0.0474	94.8	74-128	WG423651
Hexachloro-1,3-butadiene	mg/kg	.05	0.0455	91.0	65-137	WG423651
Isopropylbenzene	mg/kg	.05	0.0488	97.7	73-130	WG423651
Methyl tert-butyl ether	mg/kg	.05	0.0425	85.1	44-148	WG423651
Methylene Chloride	mg/kg	.05	0.0442	88.3	57-129	WG423651
n-Butylbenzene	mg/kg	.05	0.0407	81.4	60-145	WG423651
n-Propylbenzene	mg/kg	.05	0.0467	93.4	71-132	WG423651
Naphthalene	mg/kg	.05	0.0448	89.7	61-142	WG423651
p-Isopropyltoluene	mg/kg	.05	0.0504	101.	67-138	WG423651
sec-Butylbenzene	mg/kg	.05	0.0488	97.6	71-134	WG423651
Styrene	mg/kg	.05	0.0496	99.1	76-133	WG423651
tert-Butylbenzene	mg/kg	.05	0.0502	100.	72-132	WG423651
Tetrachloroethene	mg/kg	.05	0.0474	94.7	65-135	WG423651
Toluene	mg/kg	.05	0.0421	84.3	70-120	WG423651
trans-1,2-Dichloroethene	mg/kg	.05	0.0459	91.9	61-133	WG423651
trans-1,3-Dichloropropene	mg/kg	.05	0.0431	86.2	70-135	WG423651
Trichloroethene	mg/kg	.05	0.0472	94.5	71-126	WG423651
Trichlorofluoromethane	mg/kg	.05	0.0474	94.9	52-147	WG423651
Vinyl chloride	mg/kg	.05	0.0440	88.1	50-151	WG423651
4-Bromofluorobenzene				108.1	59-140	WG423651
Dibromofluoromethane				98.01	63-139	WG423651
Toluene-d8				98.80	84-116	WG423651
1,2,4-Trichlorobenzene	ppm	.333	0.241	72.5	46-99	WG423526
2,4,6-Trichlorophenol	ppm	.333	0.249	74.7	56-109	WG423526
2,4-Dichlorophenol	ppm	.333	0.253	76.1	54-107	WG423526
2,4-Dimethylphenol	ppm	.333	0.432	130.*	58-119	WG423526
2,4-Dinitrophenol	ppm	.333	0.248	74.3	16-130	WG423526
2,4-Dinitrotoluene	ppm	.333	0.269	80.9	53-120	WG423526
2,6-Dinitrotoluene	ppm	.333	0.270	81.0	56-113	WG423526
2-Chloronaphthalene	ppm	.333	0.248	74.4	55-103	WG423526
2-Chlorophenol	ppm	.333	0.247	74.2	52-108	WG423526
2-Methylnaphthalene	ppm	.333	0.273	82.1	52-107	WG423526
2-Methylphenol	ppm	.333	0.287	86.1	58-116	WG423526
2-Nitrophenol	ppm	.333	0.275	82.5	38-110	WG423526
3&4-Methyl Phenol	ppm	.333	0.322	96.8	60-136	WG423526
3,3-Dichlorobenzidine	ppm	.333	0.238	71.4	24-123	WG423526
4,6-Dinitro-2-methylphenol	ppm	.333	0.234	70.4	34-111	WG423526
4-Bromophenyl-phenylether	ppm	.333	0.220	66.1	47-98	WG423526
4-Chloro-3-methylphenol	ppm	.333	0.278	83.4	54-116	WG423526
4-Chlorophenyl-phenylether	ppm	.333	0.249	74.8	55-106	WG423526
4-Nitrophenol	ppm	.333	0.261	78.5	34-123	WG423526
Acenaphthene	ppm	.333	0.269	80.7	54-102	WG423526
Acenaphthylene	ppm	.333	0.271	81.4	56-104	WG423526
Anthracene	ppm	.333	0.288	86.6	57-112	WG423526
Benzidine	ppm	.333	0.00726	2.18	0-13	WG423526
Benzo(a)anthracene	ppm	.333	0.293	88.1	55-105	WG423526
Benzo(a)pyrene	ppm	.333	0.269	80.7	59-114	WG423526
Benzo(b)fluoranthene	ppm	.333	0.234	70.4	44-116	WG423526
Benzo(g,h,i)perylene	ppm	.333	0.271	81.5	41-127	WG423526
Benzo(k)fluoranthene	ppm	.333	0.306	91.9	36-119	WG423526
Benzylbutyl phthalate	ppm	.333	0.295	88.4	57-130	WG423526

* Performance of this Analyte is outside of established criteria.

For additional information, please see Attachment A 'List of Analytes with QC Qualifiers.'



**ENVIRONMENTAL
SCIENCE CORP.**

12065 Lebanon Rd.
Mt. Juliet, TN 37122
(615) 758-5858
1-800-767-5859
Fax (615) 758-5859

Tax I.D. 62-0814289

Est. 1970

SLR International Corp. - West Linn, OR
Chris Kramer
1800 Blankenship Road, Suite 440
West Linn, OR 97068

Quality Assurance Report
Level II

L403630

June 11, 2009

Analyte	Units	Laboratory Control Sample		% Rec	Limit	Batch
		Known Val	Result			
Bis(2-chlorethoxy)methane	ppm	.333	0.250	75.2	52-107	WG423526
Bis(2-chloroethyl)ether	ppm	.333	0.232	69.6	38-115	WG423526
Bis(2-chloroisopropyl)ether	ppm	.333	0.253	76.0	49-106	WG423526
Bis(2-ethylhexyl)phthalate	ppm	.333	0.292	87.6	50-130	WG423526
Chrysene	ppm	.333	0.266	80.0	54-103	WG423526
Di-n-butyl phthalate	ppm	.333	0.283	85.1	56-121	WG423526
Di-n-octyl phthalate	ppm	.333	0.281	84.4	50-128	WG423526
Dibenz(a,h)anthracene	ppm	.333	0.263	79.1	42-128	WG423526
Diethyl phthalate	ppm	.333	0.251	75.3	57-110	WG423526
Dimethyl phthalate	ppm	.333	0.244	73.2	57-108	WG423526
Fluoranthene	ppm	.333	0.285	85.5	51-109	WG423526
Fluorene	ppm	.333	0.275	82.6	53-106	WG423526
Hexachloro-1,3-butadiene	ppm	.333	0.267	80.1	46-110	WG423526
Hexachlorobenzene	ppm	.333	0.254	76.1	51-117	WG423526
Hexachlorocyclopentadiene	ppm	.333	0.267	80.1	21-127	WG423526
Hexachloroethane	ppm	.333	0.236	70.8	43-104	WG423526
Indeno(1,2,3-cd)pyrene	ppm	.333	0.262	78.6	42-127	WG423526
Isophorone	ppm	.333	0.259	77.8	56-116	WG423526
n-Nitrosodi-n-propylamine	ppm	.333	0.239	71.7	54-113	WG423526
n-Nitrosodimethylamine	ppm	.333	0.269	80.8	35-111	WG423526
n-Nitrosodiphenylamine	ppm	.333	0.257	77.2	66-126	WG423526
Naphthalene	ppm	.333	0.249	74.9	46-97	WG423526
Nitrobenzene	ppm	.333	0.246	73.8	46-102	WG423526
Pentachlorophenol	ppm	.333	0.261	78.4	37-118	WG423526
Phenanthrene	ppm	.333	0.271	81.3	56-102	WG423526
Phenol	ppm	.333	0.269	80.7	55-115	WG423526
Pyrene	ppm	.333	0.281	84.4	53-111	WG423526
2,4,6-Tribromophenol				77.09	25-137	WG423526
2-Fluorobiphenyl				71.07	30-120	WG423526
2-Fluorophenol				77.89	26-130	WG423526
Nitrobenzene-d5				75.87	18-119	WG423526
Phenol-d5				78.27	37-141	WG423526
p-Terphenyl-d14				86.70	23-143	WG423526
2,4,6-Trichlorophenol	ppm	.01	0.00689	68.9	49-118	WG423529
2,4-Dichlorophenol	ppm	.01	0.00737	73.7	46-115	WG423529
2,4-Dimethylphenol	ppm	.01	0.0113	113.	40-124	WG423529
2,4-Dinitrophenol	ppm	.01	0.00548	54.8	10-125	WG423529
2-Chlorophenol	ppm	.01	0.00649	64.9	38-114	WG423529
2-Methylphenol	ppm	.01	0.00594	59.4	42-99	WG423529
2-Nitrophenol	ppm	.01	0.00769	76.9	35-118	WG423529
3&4-Methyl Phenol	ppm	.01	0.00609	60.9	36-102	WG423529
4,6-Dinitro-2-methylphenol	ppm	.01	0.00593	59.3	24-119	WG423529
4-Chloro-3-methylphenol	ppm	.01	0.00660	66.0	47-116	WG423529
4-Nitrophenol	ppm	.01	0.00254	25.4	10-66	WG423529
Pentachlorophenol	ppm	.01	0.00678	67.8	20-122	WG423529
Phenol	ppm	.01	0.00294	29.4	17-52	WG423529
2,4,6-Tribromophenol				72.33	10-148	WG423529
2-Fluorobiphenyl				69.29	26-122	WG423529
2-Fluorophenol				38.22	10-87	WG423529
Nitrobenzene-d5				68.01	12-120	WG423529
Phenol-d5				23.07	10-67	WG423529
p-Terphenyl-d14				86.05	34-149	WG423529
1,1,1,2-Tetrachloroethane	mg/l	.025	0.0246	98.5	75-134	WG423629
1,1,1-Trichloroethane	mg/l	.025	0.0236	94.2	67-137	WG423629
1,1,2,2-Tetrachloroethane	mg/l	.025	0.0184	73.7	72-128	WG423629

* Performance of this Analyte is outside of established criteria.

For additional information, please see Attachment A 'List of Analytes with QC Qualifiers.'



**ENVIRONMENTAL
SCIENCE CORP.**

12065 Lebanon Rd.
Mt. Juliet, TN 37122
(615) 758-5858
1-800-767-5859
Fax (615) 758-5859

Tax I.D. 62-0814289

Est. 1970

SLR International Corp. - West Linn, OR
Chris Kramer
1800 Blankenship Road, Suite 440

Quality Assurance Report
Level II

West Linn, OR 97068

L403630

June 11, 2009

Analyte	Units	Laboratory Control Sample		% Rec	Limit	Batch
		Known Val	Result			
1,1,2-Trichloroethane	mg/l	.025	0.0199	79.7	79-123	WG423629
1,1,2-Trichloro-1,2,2-trifluoroethane	mg/l	.025	0.0206	82.3	51-149	WG423629
1,1-Dichloroethane	mg/l	.025	0.0238	95.4	67-133	WG423629
1,1-Dichloroethene	mg/l	.025	0.0241	96.4	60-130	WG423629
1,1-Dichloropropene	mg/l	.025	0.0238	95.1	68-132	WG423629
1,2,3-Trichlorobenzene	mg/l	.025	0.0207	82.8	63-138	WG423629
1,2,3-Trichloropropane	mg/l	.025	0.0202	80.8	68-130	WG423629
1,2,3-Trimethylbenzene	mg/l	.025	0.0248	99.3	70-127	WG423629
1,2,4-Trichlorobenzene	mg/l	.025	0.0218	87.3	65-137	WG423629
1,2,4-Trimethylbenzene	mg/l	.025	0.0238	95.4	72-135	WG423629
1,2-Dibromo-3-Chloropropane	mg/l	.025	0.0189	75.7	55-134	WG423629
1,2-Dibromoethane	mg/l	.025	0.0187	74.7*	75-126	WG423629
1,2-Dichlorobenzene	mg/l	.025	0.0231	92.2	75-122	WG423629
1,2-Dichloroethane	mg/l	.025	0.0204	81.7	63-137	WG423629
1,2-Dichloropropane	mg/l	.025	0.0220	87.9	74-122	WG423629
1,3,5-Trimethylbenzene	mg/l	.025	0.0242	96.7	73-134	WG423629
1,3-Dichlorobenzene	mg/l	.025	0.0228	91.2	73-131	WG423629
1,3-Dichloropropane	mg/l	.025	0.0187	74.8*	77-119	WG423629
1,4-Dichlorobenzene	mg/l	.025	0.0234	93.7	70-121	WG423629
2,2-Dichloropropane	mg/l	.025	0.0239	95.5	46-151	WG423629
2-Butanone (MEK)	mg/l	.125	0.0913	73.0	53-132	WG423629
2-Chloroethyl vinyl ether	mg/l	.125	0.0862	69.0	0-171	WG423629
2-Chlorotoluene	mg/l	.025	0.0230	92.1	74-128	WG423629
2-Hexanone	mg/l	.125	0.0916	73.3	56-147	WG423629
4-Chlorotoluene	mg/l	.025	0.0224	89.6	74-130	WG423629
4-Methyl-2-pentanone (MIBK)	mg/l	.125	0.0967	77.4	60-142	WG423629
Acetone	mg/l	.125	0.106	84.9	48-134	WG423629
Acrylonitrile	mg/l	.125	0.104	83.4	60-140	WG423629
Benzene	mg/l	.025	0.0235	93.9	67-126	WG423629
Bromobenzene	mg/l	.025	0.0209	83.5	76-123	WG423629
Bromochloromethane	mg/l	.025	0.0216	86.5	75-128	WG423629
Bromodichloromethane	mg/l	.025	0.0224	89.5	68-133	WG423629
Bromoform	mg/l	.025	0.0207	82.9	60-139	WG423629
Bromomethane	mg/l	.025	0.0246	98.5	45-175	WG423629
Carbon disulfide	mg/l	.025	0.0242	96.9	41-148	WG423629
Carbon tetrachloride	mg/l	.025	0.0234	93.5	64-141	WG423629
Chlorobenzene	mg/l	.025	0.0230	91.9	77-125	WG423629
Chlorodibromomethane	mg/l	.025	0.0218	87.2	73-138	WG423629
Chloroethane	mg/l	.025	0.0247	98.7	49-155	WG423629
Chloroform	mg/l	.025	0.0216	86.4	66-126	WG423629
Chloromethane	mg/l	.025	0.0243	97.4	45-152	WG423629
cis-1,2-Dichloroethene	mg/l	.025	0.0237	94.7	72-128	WG423629
cis-1,3-Dichloropropene	mg/l	.025	0.0215	86.0	73-131	WG423629
Di-isopropyl ether	mg/l	.025	0.0238	95.3	63-139	WG423629
Dibromomethane	mg/l	.025	0.0195	78.1	73-125	WG423629
Dichlorodifluoromethane	mg/l	.025	0.0246	98.3	39-189	WG423629
Ethylbenzene	mg/l	.025	0.0240	96.1	76-129	WG423629
Hexachloro-1,3-butadiene	mg/l	.025	0.0246	98.3	67-135	WG423629
Iodomethane	mg/l	.125	0.116	92.5	61-148	WG423629
Isopropylbenzene	mg/l	.025	0.0243	97.4	73-132	WG423629
Methyl tert-butyl ether	mg/l	.025	0.0211	84.3	51-142	WG423629
Methylene Chloride	mg/l	.025	0.0228	91.2	64-125	WG423629
n-Butylbenzene	mg/l	.025	0.0259	104.	63-142	WG423629
n-Hexane	mg/l	.025	0.0198	79.4	33-167	WG423629
n-Propylbenzene	mg/l	.025	0.0232	92.9	71-132	WG423629
Naphthalene	mg/l	.025	0.0204	81.7	56-145	WG423629
p-Isopropyltoluene	mg/l	.025	0.0245	98.0	68-138	WG423629
sec-Butylbenzene	mg/l	.025	0.0243	97.2	70-135	WG423629
Styrene	mg/l	.025	0.0229	91.4	78-130	WG423629

* Performance of this Analyte is outside of established criteria.

For additional information, please see Attachment A 'List of Analytes with QC Qualifiers.'



**ENVIRONMENTAL
SCIENCE CORP.**

12065 Lebanon Rd.
Mt. Juliet, TN 37122
(615) 758-5858
1-800-767-5859
Fax (615) 758-5859

Tax I.D. 62-0814289

Est. 1970

SLR International Corp. - West Linn, OR
Chris Kramer
1800 Blankenship Road, Suite 440
West Linn, OR 97068

Quality Assurance Report
Level II

L403630

June 11, 2009

Analyte	Units	Laboratory Control Sample		% Rec	Limit	Batch
		Known Val	Result			
tert-Butylbenzene	mg/l	.025	0.0250	99.8	72-134	WG423629
Tetrachloroethene	mg/l	.025	0.0243	97.4	67-135	WG423629
Toluene	mg/l	.025	0.0228	91.1	72-122	WG423629
trans-1,2-Dichloroethene	mg/l	.025	0.0241	96.5	67-129	WG423629
trans-1,3-Dichloropropene	mg/l	.025	0.0196	78.3	66-137	WG423629
trans-1,4-Dichloro-2-butene	mg/l	.025	0.0175	70.0	48-139	WG423629
Trichloroethene	mg/l	.025	0.0237	94.9	74-126	WG423629
Trichlorofluoromethane	mg/l	.025	0.0244	97.5	54-156	WG423629
Vinyl acetate	mg/l	.125	0.0735	58.8	34-178	WG423629
Vinyl chloride	mg/l	.025	0.0239	95.5	55-153	WG423629
4-Bromofluorobenzene				92.07	75-128	WG423629
Dibromofluoromethane				100.3	79-125	WG423629
Toluene-d8				99.01	87-114	WG423629
Antimony	mg/kg	85.1	35.6	41.8	1.2-242.1	WG423453
Arsenic	mg/kg	192	190.	99.0	78.6-120.8	WG423453
Cadmium	mg/kg	70.1	74.7	107.	78.5-121.5	WG423453
Chromium	mg/kg	168	184.	110.	80.4-120.2	WG423453
Copper	mg/kg	122	132.	108.	81.6-119.7	WG423453
Lead	mg/kg	113	114.	101.	77.3-122.1	WG423453
Nickel	mg/kg	74.1	86.2	116.	78.8-121.2	WG423453
Selenium	mg/kg	176	182.	103.	75.6-125.0	WG423453
Silver	mg/kg	115	121.	105.	66-133.9	WG423453
Thallium	mg/kg	111	123.	111.	77.6-122.5	WG423453
Zinc	mg/kg	437	460.	105.	78.5-121.7	WG423453
1,2,4-Trichlorobenzene	ppm	.01	0.00737	73.7	26-103	WG424196
2,4-Dinitrotoluene	ppm	.01	0.00966	96.6	56-128	WG424196
2,6-Dinitrotoluene	ppm	.01	0.00949	94.9	56-121	WG424196
2-Chloronaphthalene	ppm	.01	0.00865	86.5	44-110	WG424196
2-Methylnaphthalene	ppm	.01	0.00861	86.1	28-122	WG424196
3,3-Dichlorobenzidine	ppm	.01	0.0108	108.	46-145	WG424196
4-Bromophenyl-phenylether	ppm	.01	0.00817	81.7	45-105	WG424196
4-Chlorophenyl-phenylether	ppm	.01	0.00878	87.8	49-116	WG424196
Acenaphthene	ppm	.01	0.00923	92.3	48-110	WG424196
Acenaphthylene	ppm	.01	0.00943	94.3	48-113	WG424196
Anthracene	ppm	.01	0.0110	110.	55-127	WG424196
Benzidine	ppm	.01	0.00145	14.5	0-46	WG424196
Benzo(a)anthracene	ppm	.01	0.0120	120.*	57-115	WG424196
Benzo(a)pyrene	ppm	.01	0.0109	109.	63-125	WG424196
Benzo(b)fluoranthene	ppm	.01	0.00857	85.7	50-123	WG424196
Benzo(g,h,i)perylene	ppm	.01	0.00988	98.8	39-143	WG424196
Benzo(k)fluoranthene	ppm	.01	0.0111	111.	45-126	WG424196
Benzylbutyl phthalate	ppm	.01	0.00638	63.8	22-154	WG424196
Bis(2-chlorethoxy)methane	ppm	.01	0.00913	91.3	42-116	WG424196
Bis(2-chloroethyl)ether	ppm	.01	0.00744	74.4	26-115	WG424196
Bis(2-chloroisopropyl)ether	ppm	.01	0.00778	77.8	32-115	WG424196
Bis(2-ethylhexyl)phthalate	ppm	.01	0.0111	111.	47-143	WG424196
Chrysene	ppm	.01	0.0115	115.*	58-113	WG424196
Di-n-butyl phthalate	ppm	.01	0.00794	79.4	51-131	WG424196
Di-n-octyl phthalate	ppm	.01	0.0102	102.	51-138	WG424196
Dibenz(a,h)anthracene	ppm	.01	0.00964	96.4	39-144	WG424196
Diethyl phthalate	ppm	.01	0.00570	57.0	36-128	WG424196
Dimethyl phthalate	ppm	.01	0.00285	28.5	10-135	WG424196
Fluoranthene	ppm	.01	0.0110	110.	53-119	WG424196
Fluorene	ppm	.01	0.00936	93.6	49-116	WG424196
Hexachloro-1,3-butadiene	ppm	.01	0.00796	79.6	21-116	WG424196

* Performance of this Analyte is outside of established criteria.

For additional information, please see Attachment A 'List of Analytes with QC Qualifiers.'



**ENVIRONMENTAL
SCIENCE CORP.**

12065 Lebanon Rd.
Mt. Juliet, TN 37122
(615) 758-5858
1-800-767-5859
Fax (615) 758-5859

Tax I.D. 62-0814289

Est. 1970

SLR International Corp. - West Linn, OR
Chris Kramer
1800 Blankenship Road, Suite 440
West Linn, OR 97068

Quality Assurance Report
Level II

L403630

June 11, 2009

Analyte	Units	Laboratory Control Sample		% Rec	Limit	Batch
		Known Val	Result			
Hexachlorobenzene	ppm	.01	0.00936	93.6	51-121	WG424196
Hexachlorocyclopentadiene	ppm	.01	0.00757	75.7	4-126	WG424196
Hexachloroethane	ppm	.01	0.00678	67.8	15-109	WG424196
Indeno(1,2,3-cd)pyrene	ppm	.01	0.00940	94.0	40-143	WG424196
Isophorone	ppm	.01	0.00901	90.1	48-126	WG424196
n-Nitrosodi-n-propylamine	ppm	.01	0.00876	87.6	47-122	WG424196
n-Nitrosodimethylamine	ppm	.01	0.00314	31.4	11-69	WG424196
n-Nitrosodiphenylamine	ppm	.01	0.00863	86.3	59-143	WG424196
Naphthalene	ppm	.01	0.00805	80.5	29-103	WG424196
Nitrobenzene	ppm	.01	0.00797	79.7	31-105	WG424196
Phenanthrene	ppm	.01	0.00966	96.6	54-112	WG424196
Pyrene	ppm	.01	0.0115	115.	46-130	WG424196
2,4,6-Tribromophenol				83.48	10-148	WG424196
2-Fluorobiphenyl				83.00	26-122	WG424196
2-Fluorophenol				45.20	10-87	WG424196
Nitrobenzene-d5				76.80	12-120	WG424196
Phenol-d5				29.82	10-67	WG424196
p-Terphenyl-d14				128.9	34-149	WG424196
Mercury	mg/l	.003	0.00292	97.3	85-115	WG425445
Beryllium	mg/l	1.13	1.10	97.3	85-115	WG425439
Cadmium	mg/l	1.13	1.10	97.3	85-115	WG425439
Chromium	mg/l	1.13	1.08	95.6	85-115	WG425439
Copper	mg/l	1.13	1.10	97.3	85-115	WG425439
Lead	mg/l	1.13	1.09	96.5	85-115	WG425439
Nickel	mg/l	1.13	1.10	97.3	85-115	WG425439
Selenium	mg/l	1.13	1.03	91.2	85-115	WG425439
Silver	mg/l	1.13	1.08	95.6	85-115	WG425439
Zinc	mg/l	1.13	1.07	94.7	85-115	WG425439
Antimony	mg/l	.0567	0.0528	93.1	85-115	WG425443
Arsenic	mg/l	.0567	0.0520	91.7	85-115	WG425443
Thallium	mg/l	.0567	0.0524	92.4	85-115	WG425443

Analyte	Units	Laboratory Control Sample Duplicate			Limit	RPD	Limit	Batch
		Result	Ref	%Rec				
Pentachlorophenol	ppm	0.272	0.255	82.0	37-118	6.42	28	WG422911
2,4,6-Tribromophenol				76.56	25-137			WG422911
2-Fluorobiphenyl				66.59	30-120			WG422911
2-Fluorophenol				59.46	26-130			WG422911
Nitrobenzene-d5				60.71	18-119			WG422911
Phenol-d5				62.93	37-141			WG422911
p-Terphenyl-d14				96.50	23-143			WG422911
Diesel (C7-C26)	mg/l	0.559	0.624	75.0	50-150	10.9	20	WG422935
Motor Oil (C16-C40)	mg/l	0.481	0.556	64.0	50-150	14.6	25	WG422935
o-Terphenyl				85.65	50-150			WG422935
Diesel (C7-C26)	mg/kg	24.8	23.6	83.0	50-150	5.02	20	WG423285
Motor Oil (C16-C40)	mg/kg	23.1	22.8	77.0	50-150	1.24	25	WG423285
o-Terphenyl				90.89	50-150			WG423285

* Performance of this Analyte is outside of established criteria.

For additional information, please see Attachment A 'List of Analytes with QC Qualifiers.'



**ENVIRONMENTAL
SCIENCE CORP.**

12065 Lebanon Rd.
Mt. Juliet, TN 37122
(615) 758-5858
1-800-767-5859
Fax (615) 758-5859

Tax I.D. 62-0814289

Est. 1970

SLR International Corp. - West Linn, OR
Chris Kramer
1800 Blankenship Road, Suite 440

Quality Assurance Report
Level II

West Linn, OR 97068

L403630

June 11, 2009

Analyte	Units	Laboratory Control		Sample Duplicate	Limit	RPD	Limit	Batch
		Result	Ref	%Rec				
Diesel Range Organics (DRO)	mg/kg	22.1	18.6	74.0	60-140	17.0	20	WG422990
Residual Range Organics (RRO)	mg/kg	23.7	20.2	79*	-	15.7*	0	WG422990
o-Terphenyl				68.84	50-150			WG422990
PCB 1260	mg/kg	0.174	0.180	104.	62-131	3.00	22	WG423525
Decachlorobiphenyl				112.4	18.9-115.8			WG423525
Tetrachloro-m-xylene				106.2	31.8-115.7			WG423525
1,1,1,2-Tetrachloroethane	mg/kg	0.0497	0.0498	99.0	73-134	0.183	20	WG423651
1,1,1-Trichloroethane	mg/kg	0.0434	0.0436	87.0	62-135	0.566	20	WG423651
1,1,2,2-Tetrachloroethane	mg/kg	0.0454	0.0470	91.0	74-129	3.36	20	WG423651
1,1,2-Trichloroethane	mg/kg	0.0492	0.0474	98.0	77-124	3.64	20	WG423651
1,1,2-Trichloro-1,2,2-trifluoroethane	mg/kg	0.0428	0.0457	86.0	49-155	6.44	20	WG423651
1,1-Dichloroethane	mg/kg	0.0411	0.0429	82.0	61-134	4.19	20	WG423651
1,1-Dichloroethene	mg/kg	0.0428	0.0476	86.0	53-136	10.5	20	WG423651
1,1-Dichloropropene	mg/kg	0.0393	0.0407	79.0	63-132	3.32	20	WG423651
1,2,3-Trichlorobenzene	mg/kg	0.0458	0.0462	92.0	62-146	0.931	20	WG423651
1,2,3-Trichloropropane	mg/kg	0.0476	0.0485	95.0	70-133	1.80	20	WG423651
1,2,3-Trimethylbenzene	mg/kg	0.0433	0.0430	87.0	73-126	0.599	20	WG423651
1,2,4-Trichlorobenzene	mg/kg	0.0438	0.0443	88.0	61-148	1.17	20	WG423651
1,2,4-Trimethylbenzene	mg/kg	0.0456	0.0485	91.0	68-135	6.16	20	WG423651
1,2-Dibromo-3-Chloropropane	mg/kg	0.0492	0.0474	98.0	61-134	3.70	21	WG423651
1,2-Dibromoethane	mg/kg	0.0486	0.0481	97.0	76-127	1.04	20	WG423651
1,2-Dichlorobenzene	mg/kg	0.0443	0.0442	89.0	77-123	0.293	20	WG423651
1,2-Dichloroethane	mg/kg	0.0407	0.0413	81.0	58-141	1.39	20	WG423651
1,2-Dichloropropane	mg/kg	0.0466	0.0453	93.0	71-128	2.88	20	WG423651
1,3,5-Trimethylbenzene	mg/kg	0.0475	0.0499	95.0	71-133	4.77	20	WG423651
1,3-Dichlorobenzene	mg/kg	0.0481	0.0505	96.0	71-132	4.82	20	WG423651
1,3-Dichloropropane	mg/kg	0.0459	0.0442	92.0	76-120	3.76	20	WG423651
1,4-Dichlorobenzene	mg/kg	0.0431	0.0427	86.0	72-123	0.952	20	WG423651
2,2-Dichloropropane	mg/kg	0.0416	0.0423	83.0	50-147	1.55	20	WG423651
2-Butanone (MEK)	mg/kg	0.187	0.190	75.0	51-131	1.70	25	WG423651
2-Chloroethyl vinyl ether	mg/kg	0.231	0.213	92.0	0-188	8.11	39	WG423651
2-Chlorotoluene	mg/kg	0.0457	0.0477	91.0	73-128	4.24	20	WG423651
4-Chlorotoluene	mg/kg	0.0451	0.0464	90.0	72-129	2.97	20	WG423651
4-Methyl-2-pentanone (MIBK)	mg/kg	0.224	0.215	90.0	61-143	4.38	23	WG423651
Acetone	mg/kg	0.213	0.227	85.0	44-140	6.34	25	WG423651
Acrylonitrile	mg/kg	0.198	0.210	79.0	55-143	5.88	20	WG423651
Benzene	mg/kg	0.0414	0.0428	83.0	65-128	3.47	20	WG423651
Bromobenzene	mg/kg	0.0481	0.0489	96.0	75-123	1.74	20	WG423651
Bromodichloromethane	mg/kg	0.0460	0.0465	92.0	66-126	1.03	20	WG423651
Bromoform	mg/kg	0.0530	0.0538	106.	64-139	1.47	20	WG423651
Bromomethane	mg/kg	0.0454	0.0475	91.0	41-175	4.46	20	WG423651
Carbon tetrachloride	mg/kg	0.0422	0.0430	84.0	60-140	1.80	20	WG423651
Chlorobenzene	mg/kg	0.0482	0.0477	96.0	75-125	0.994	20	WG423651
Chlorodibromomethane	mg/kg	0.0511	0.0496	102.	72-137	2.87	20	WG423651
Chloroethane	mg/kg	0.0461	0.0474	92.0	44-159	2.84	20	WG423651
Chloroform	mg/kg	0.0409	0.0422	82.0	63-123	3.23	20	WG423651
Chloromethane	mg/kg	0.0401	0.0427	80.0	42-149	6.21	20	WG423651
cis-1,2-Dichloroethene	mg/kg	0.0437	0.0443	87.0	71-129	1.21	20	WG423651
cis-1,3-Dichloropropene	mg/kg	0.0450	0.0442	90.0	73-132	1.74	20	WG423651
Di-isopropyl ether	mg/kg	0.0400	0.0414	80.0	59-143	3.40	20	WG423651
Dibromomethane	mg/kg	0.0431	0.0435	86.0	70-130	1.03	20	WG423651
Dichlorodifluoromethane	mg/kg	0.0505	0.0537	101.	26-186	6.08	22	WG423651
Ethylbenzene	mg/kg	0.0478	0.0474	96.0	74-128	0.873	20	WG423651
Hexachloro-1,3-butadiene	mg/kg	0.0450	0.0455	90.0	65-137	0.994	20	WG423651

* Performance of this Analyte is outside of established criteria.

For additional information, please see Attachment A 'List of Analytes with QC Qualifiers.'



**ENVIRONMENTAL
SCIENCE CORP.**

12065 Lebanon Rd.
Mt. Juliet, TN 37122
(615) 758-5858
1-800-767-5859
Fax (615) 758-5859

Tax I.D. 62-0814289

Est. 1970

SLR International Corp. - West Linn, OR
Chris Kramer
1800 Blankenship Road, Suite 440

Quality Assurance Report
Level II

West Linn, OR 97068

L403630

June 11, 2009

Analyte	Units	Laboratory Control		Sample Duplicate	Limit	RPD	Limit	Batch
		Result	Ref	%Rec				
Isopropylbenzene	mg/kg	0.0484	0.0488	97.0	73-130	0.914	20	WG423651
Methyl tert-butyl ether	mg/kg	0.0408	0.0425	82.0	44-148	4.19	20	WG423651
Methylene Chloride	mg/kg	0.0412	0.0442	82.0	57-129	6.96	20	WG423651
n-Butylbenzene	mg/kg	0.0406	0.0407	81.0	60-145	0.186	20	WG423651
n-Propylbenzene	mg/kg	0.0450	0.0467	90.0	71-132	3.70	20	WG423651
Naphthalene	mg/kg	0.0445	0.0448	89.0	61-142	0.723	20	WG423651
p-Isopropyltoluene	mg/kg	0.0476	0.0504	95.0	67-138	5.71	20	WG423651
sec-Butylbenzene	mg/kg	0.0465	0.0488	93.0	71-134	4.74	20	WG423651
Styrene	mg/kg	0.0485	0.0496	97.0	76-133	2.08	20	WG423651
tert-Butylbenzene	mg/kg	0.0484	0.0502	97.0	72-132	3.70	20	WG423651
Tetrachloroethene	mg/kg	0.0478	0.0474	96.0	65-135	0.933	20	WG423651
Toluene	mg/kg	0.0435	0.0421	87.0	70-120	3.18	20	WG423651
trans-1,2-Dichloroethene	mg/kg	0.0438	0.0459	88.0	61-133	4.76	20	WG423651
trans-1,3-Dichloropropene	mg/kg	0.0454	0.0431	91.0	70-135	5.13	20	WG423651
Trichloroethene	mg/kg	0.0470	0.0472	94.0	71-126	0.592	20	WG423651
Trichlorofluoromethane	mg/kg	0.0448	0.0474	90.0	52-147	5.62	20	WG423651
Vinyl chloride	mg/kg	0.0417	0.0440	83.0	50-151	5.38	20	WG423651
4-Bromofluorobenzene				102.8	59-140			WG423651
Dibromofluoromethane				91.78	63-139			WG423651
Toluene-d8				101.2	84-116			WG423651
1,2,4-Trichlorobenzene	ppm	0.224	0.241	67.0	46-99	7.61	24	WG423526
2,4,6-Trichlorophenol	ppm	0.251	0.249	75.0	56-109	0.696	20	WG423526
2,4-Dichlorophenol	ppm	0.241	0.253	72.0	54-107	5.07	21	WG423526
2,4-Dimethylphenol	ppm	0.389	0.432	117.	58-119	10.5	23	WG423526
2,4-Dinitrophenol	ppm	0.215	0.248	65.0	16-130	13.9	45	WG423526
2,4-Dinitrotoluene	ppm	0.264	0.269	79.0	53-120	2.03	23	WG423526
2,6-Dinitrotoluene	ppm	0.257	0.270	77.0	56-113	4.92	22	WG423526
2-Chloronaphthalene	ppm	0.233	0.248	70.0	55-103	6.32	20	WG423526
2-Chlorophenol	ppm	0.237	0.247	71.0	52-108	4.01	24	WG423526
2-Methylnaphthalene	ppm	0.248	0.273	74.0	52-107	9.82	21	WG423526
2-Methylphenol	ppm	0.273	0.287	82.0	58-116	4.95	22	WG423526
2-Nitrophenol	ppm	0.255	0.275	76.0	38-110	7.62	24	WG423526
3&4-Methyl Phenol	ppm	0.311	0.322	93.0	60-136	3.65	29	WG423526
3,3-Dichlorobenzidine	ppm	0.223	0.238	67.0	24-123	6.29	35	WG423526
4,6-Dinitro-2-methylphenol	ppm	0.219	0.234	66.0	34-111	6.58	33	WG423526
4-Bromophenyl-phenylether	ppm	0.219	0.220	66.0	47-98	0.734	23	WG423526
4-Chloro-3-methylphenol	ppm	0.260	0.278	78.0	54-116	6.75	23	WG423526
4-Chlorophenyl-phenylether	ppm	0.249	0.249	75.0	55-106	0.293	22	WG423526
4-Nitrophenol	ppm	0.248	0.261	74.0	34-123	5.22	36	WG423526
Acenaphthene	ppm	0.257	0.269	77.0	54-102	4.34	20	WG423526
Acenaphthylene	ppm	0.256	0.271	77.0	56-104	5.89	20	WG423526
Anthracene	ppm	0.271	0.288	81.0	57-112	6.18	21	WG423526
Benzidine	ppm	0.00581	0.00726	2.00	0-13	22.1	50	WG423526
Benzo(a)anthracene	ppm	0.261	0.293	78.0	55-105	11.6	21	WG423526
Benzo(a)pyrene	ppm	0.271	0.269	81.0	59-114	0.900	22	WG423526
Benzo(b)fluoranthene	ppm	0.273	0.234	82.0	44-116	15.1	33	WG423526
Benzo(g,h,i)perylene	ppm	0.258	0.271	78.0	41-127	4.90	29	WG423526
Benzo(k)fluoranthene	ppm	0.256	0.306	77.0	36-119	17.7	37	WG423526
Benzylbutyl phthalate	ppm	0.270	0.295	81.0	57-130	8.82	27	WG423526
Bis(2-chlorethoxy)methane	ppm	0.249	0.250	75.0	52-107	0.668	21	WG423526
Bis(2-chloroethyl)ether	ppm	0.234	0.232	70.0	38-115	0.743	28	WG423526
Bis(2-chloroisopropyl)ether	ppm	0.239	0.253	72.0	49-106	5.68	25	WG423526
Bis(2-ethylhexyl)phthalate	ppm	0.268	0.292	80.0	50-130	8.53	29	WG423526
Chrysene	ppm	0.270	0.266	81.0	54-103	1.28	23	WG423526
Di-n-butyl phthalate	ppm	0.254	0.283	76.0	56-121	10.9	22	WG423526
Di-n-octyl phthalate	ppm	0.254	0.281	76.0	50-128	10.1	26	WG423526
Dibenz(a,h)anthracene	ppm	0.245	0.263	74.0	42-128	7.28	28	WG423526

* Performance of this Analyte is outside of established criteria.
For additional information, please see Attachment A 'List of Analytes with QC Qualifiers.'



**ENVIRONMENTAL
SCIENCE CORP.**

12065 Lebanon Rd.
Mt. Juliet, TN 37122
(615) 758-5858
1-800-767-5859
Fax (615) 758-5859

Tax I.D. 62-0814289

Est. 1970

SLR International Corp. - West Linn, OR
Chris Kramer
1800 Blankenship Road, Suite 440

Quality Assurance Report
Level II

West Linn, OR 97068

L403630

June 11, 2009

Analyte	Units	Laboratory Control Sample Duplicate			Limit	RPD	Limit	Batch
		Result	Ref	%Rec				
Diethyl phthalate	ppm	0.244	0.251	73.0	57-110	2.75	20	WG423526
Dimethyl phthalate	ppm	0.232	0.244	70.0	57-108	5.22	20	WG423526
Fluoranthene	ppm	0.271	0.285	81.0	51-109	4.97	26	WG423526
Fluorene	ppm	0.252	0.275	76.0	53-106	8.88	20	WG423526
Hexachloro-1,3-butadiene	ppm	0.248	0.267	74.0	46-110	7.40	25	WG423526
Hexachlorobenzene	ppm	0.243	0.254	73.0	51-117	4.37	24	WG423526
Hexachlorocyclopentadiene	ppm	0.247	0.267	74.0	21-127	7.45	40	WG423526
Hexachloroethane	ppm	0.226	0.236	68.0	43-104	4.02	27	WG423526
Indeno(1,2,3-cd)pyrene	ppm	0.253	0.262	76.0	42-127	3.36	28	WG423526
Isophorone	ppm	0.237	0.259	71.0	56-116	9.09	21	WG423526
n-Nitrosodi-n-propylamine	ppm	0.236	0.239	71.0	54-113	1.25	21	WG423526
n-Nitrosodimethylamine	ppm	0.289	0.269	87.0	35-111	7.14	35	WG423526
n-Nitrosodiphenylamine	ppm	0.239	0.257	72.0	66-126	7.44	22	WG423526
Naphthalene	ppm	0.239	0.249	72.0	46-97	4.31	23	WG423526
Nitrobenzene	ppm	0.237	0.246	71.0	46-102	3.81	23	WG423526
Pentachlorophenol	ppm	0.239	0.261	72.0	37-118	8.65	28	WG423526
Phenanthrene	ppm	0.254	0.271	76.0	56-102	6.50	20	WG423526
Phenol	ppm	0.250	0.269	75.0	55-115	7.43	22	WG423526
Pyrene	ppm	0.249	0.281	75.0	53-111	12.2	26	WG423526
2,4,6-Tribromophenol				70.50	25-137			WG423526
2-Fluorobiphenyl				65.47	30-120			WG423526
2-Fluorophenol				76.25	26-130			WG423526
Nitrobenzene-d5				70.18	18-119			WG423526
Phenol-d5				73.17	37-141			WG423526
p-Terphenyl-d14				79.39	23-143			WG423526
2,4,6-Trichlorophenol	ppm	0.00526	0.00689	53.0	49-118	26.7	28	WG423529
2,4-Dichlorophenol	ppm	0.00622	0.00737	62.0	46-115	17.1	28	WG423529
2,4-Dimethylphenol	ppm	0.00995	0.0113	99.0	40-124	12.5	36	WG423529
2,4-Dinitrophenol	ppm	0.00376	0.00548	38.0	10-125	37.3	50	WG423529
2-Chlorophenol	ppm	0.00514	0.00649	51.0	38-114	23.2	36	WG423529
2-Methylphenol	ppm	0.00563	0.00594	56.0	42-99	5.44	26	WG423529
2-Nitrophenol	ppm	0.00625	0.00769	62.0	35-118	20.7	35	WG423529
3&4-Methyl Phenol	ppm	0.00544	0.00609	54.0	36-102	11.2	31	WG423529
4,6-Dinitro-2-methylphenol	ppm	0.00396	0.00593	40.0	24-119	39.7	50	WG423529
4-Chloro-3-methylphenol	ppm	0.00606	0.00660	61.0	47-116	8.45	22	WG423529
4-Nitrophenol	ppm	0.00191	0.00254	19.0	10-66	28.3	37	WG423529
Pentachlorophenol	ppm	0.00454	0.00678	45.0	20-122	39.5	50	WG423529
Phenol	ppm	0.00260	0.00294	26.0	17-52	12.1	33	WG423529
2,4,6-Tribromophenol				55.38	10-148			WG423529
2-Fluorobiphenyl				55.73	26-122			WG423529
2-Fluorophenol				29.49	10-87			WG423529
Nitrobenzene-d5				51.08	12-120			WG423529
Phenol-d5				20.56	10-67			WG423529
p-Terphenyl-d14				78.07	34-149			WG423529
1,1,1,2-Tetrachloroethane	mg/l	0.0252	0.0246	101.	75-134	2.36	20	WG423629
1,1,1-Trichloroethane	mg/l	0.0241	0.0236	97.0	67-137	2.43	20	WG423629
1,1,2,2-Tetrachloroethane	mg/l	0.0223	0.0184	89.0	72-128	19.2	20	WG423629
1,1,2-Trichloroethane	mg/l	0.0233	0.0199	93.0	79-123	15.8	20	WG423629
1,1,2-Trichloro-1,2,2-trifluoroethane	mg/l	0.0213	0.0206	85.0	51-149	3.26	20	WG423629
1,1-Dichloroethane	mg/l	0.0244	0.0238	98.0	67-133	2.28	20	WG423629
1,1-Dichloroethene	mg/l	0.0235	0.0241	94.0	60-130	2.69	20	WG423629
1,1-Dichloropropene	mg/l	0.0239	0.0238	96.0	68-132	0.682	20	WG423629
1,2,3-Trichlorobenzene	mg/l	0.0256	0.0207	102.	63-138	21.1*	20	WG423629
1,2,3-Trichloropropane	mg/l	0.0243	0.0202	97.0	68-130	18.3	20	WG423629
1,2,3-Trimethylbenzene	mg/l	0.0245	0.0248	98.0	70-127	1.28	20	WG423629

* Performance of this Analyte is outside of established criteria.

For additional information, please see Attachment A 'List of Analytes with QC Qualifiers.'



**ENVIRONMENTAL
SCIENCE CORP.**

12065 Lebanon Rd.
Mt. Juliet, TN 37122
(615) 758-5858
1-800-767-5859
Fax (615) 758-5859

Tax I.D. 62-0814289

Est. 1970

SLR International Corp. - West Linn, OR
Chris Kramer
1800 Blankenship Road, Suite 440

Quality Assurance Report
Level II

West Linn, OR 97068

L403630

June 11, 2009

Analyte	Units	Laboratory Control Sample Duplicate			Limit	RPD	Limit	Batch
		Result	Ref	%Rec				
1,2,4-Trichlorobenzene	mg/l	0.0255	0.0218	102.	65-137	15.6	20	WG423629
1,2,4-Trimethylbenzene	mg/l	0.0248	0.0238	99.0	72-135	3.81	20	WG423629
1,2-Dibromo-3-Chloropropane	mg/l	0.0204	0.0189	81.0	55-134	7.37	20	WG423629
1,2-Dibromoethane	mg/l	0.0230	0.0187	92.0	75-126	20.6*	20	WG423629
1,2-Dichlorobenzene	mg/l	0.0242	0.0231	97.0	75-122	4.83	20	WG423629
1,2-Dichloroethane	mg/l	0.0242	0.0204	97.0	63-137	16.8	20	WG423629
1,2-Dichloropropane	mg/l	0.0239	0.0220	96.0	74-122	8.53	20	WG423629
1,3,5-Trimethylbenzene	mg/l	0.0250	0.0242	100.	73-134	3.41	20	WG423629
1,3-Dichlorobenzene	mg/l	0.0244	0.0228	98.0	73-131	6.71	20	WG423629
1,3-Dichloropropane	mg/l	0.0226	0.0187	91.0	77-119	19.0	20	WG423629
1,4-Dichlorobenzene	mg/l	0.0239	0.0234	96.0	70-121	2.12	20	WG423629
2,2-Dichloropropane	mg/l	0.0254	0.0239	101.	46-151	6.02	20	WG423629
2-Butanone (MEK)	mg/l	0.104	0.0913	83.0	53-132	13.1	20	WG423629
2-Chloroethyl vinyl ether	mg/l	0.120	0.0862	96.0	0-171	32.9*	27	WG423629
2-Chlorotoluene	mg/l	0.0241	0.0230	96.0	74-128	4.52	20	WG423629
2-Hexanone	mg/l	0.111	0.0916	89.0	56-147	19.4	20	WG423629
4-Chlorotoluene	mg/l	0.0240	0.0224	96.0	74-130	6.92	20	WG423629
4-Methyl-2-pentanone (MIBK)	mg/l	0.118	0.0967	94.0	60-142	19.5	20	WG423629
Acetone	mg/l	0.0996	0.106	80.0	48-134	6.28	20	WG423629
Acrylonitrile	mg/l	0.114	0.104	91.0	60-140	8.83	20	WG423629
Benzene	mg/l	0.0244	0.0235	97.0	67-126	3.70	20	WG423629
Bromobenzene	mg/l	0.0233	0.0209	93.0	76-123	10.8	20	WG423629
Bromochloromethane	mg/l	0.0240	0.0216	96.0	75-128	10.4	20	WG423629
Bromodichloromethane	mg/l	0.0249	0.0224	100.	68-133	10.6	20	WG423629
Bromoform	mg/l	0.0246	0.0207	98.0	60-139	17.1	20	WG423629
Bromomethane	mg/l	0.0253	0.0246	101.	45-175	2.61	20	WG423629
Carbon disulfide	mg/l	0.0225	0.0242	90.0	41-148	7.43	20	WG423629
Carbon tetrachloride	mg/l	0.0228	0.0234	91.0	64-141	2.44	20	WG423629
Chlorobenzene	mg/l	0.0239	0.0230	96.0	77-125	4.05	20	WG423629
Chlorodibromomethane	mg/l	0.0249	0.0218	99.0	73-138	13.2	20	WG423629
Chloroethane	mg/l	0.0252	0.0247	101.	49-155	1.98	20	WG423629
Chloroform	mg/l	0.0226	0.0216	91.0	66-126	4.69	20	WG423629
Chloromethane	mg/l	0.0249	0.0243	100.	45-152	2.23	20	WG423629
cis-1,2-Dichloroethene	mg/l	0.0241	0.0237	97.0	72-128	1.95	20	WG423629
cis-1,3-Dichloropropene	mg/l	0.0253	0.0215	101.	73-131	16.0	20	WG423629
Di-isopropyl ether	mg/l	0.0243	0.0238	97.0	63-139	1.97	20	WG423629
Dibromomethane	mg/l	0.0235	0.0195	94.0	73-125	18.3	20	WG423629
Dichlorodifluoromethane	mg/l	0.0245	0.0246	98.0	39-189	0.338	24	WG423629
Ethylbenzene	mg/l	0.0241	0.0240	96.0	76-129	0.179	20	WG423629
Hexachloro-1,3-butadiene	mg/l	0.0243	0.0246	97.0	67-135	1.26	20	WG423629
Iodomethane	mg/l	0.117	0.116	93.0	61-148	0.850	20	WG423629
Isopropylbenzene	mg/l	0.0250	0.0243	100.	73-132	2.82	20	WG423629
Methyl tert-butyl ether	mg/l	0.0241	0.0211	96.0	51-142	13.4	20	WG423629
Methylene Chloride	mg/l	0.0241	0.0228	96.0	64-125	5.49	20	WG423629
n-Butylbenzene	mg/l	0.0249	0.0259	100.	63-142	3.89	20	WG423629
n-Hexane	mg/l	0.0213	0.0198	85.0	33-167	7.33	20	WG423629
n-Propylbenzene	mg/l	0.0243	0.0232	97.0	71-132	4.35	20	WG423629
Naphthalene	mg/l	0.0250	0.0204	100.	56-145	20.1*	20	WG423629
p-Isopropyltoluene	mg/l	0.0254	0.0245	101.	68-138	3.41	20	WG423629
sec-Butylbenzene	mg/l	0.0253	0.0243	101.	70-135	3.94	20	WG423629
Styrene	mg/l	0.0246	0.0229	98.0	78-130	7.14	20	WG423629
tert-Butylbenzene	mg/l	0.0260	0.0250	104.	72-134	3.99	20	WG423629
Tetrachloroethene	mg/l	0.0242	0.0243	97.0	67-135	0.713	20	WG423629
Toluene	mg/l	0.0240	0.0228	96.0	72-122	5.50	20	WG423629
trans-1,2-Dichloroethene	mg/l	0.0237	0.0241	95.0	67-129	1.63	20	WG423629
trans-1,3-Dichloropropene	mg/l	0.0247	0.0196	99.0	66-137	23.1*	20	WG423629
trans-1,4-Dichloro-2-butene	mg/l	0.0221	0.0175	88.0	48-139	23.2*	20	WG423629
Trichloroethene	mg/l	0.0241	0.0237	97.0	74-126	1.69	20	WG423629
Trichlorofluoromethane	mg/l	0.0251	0.0244	101.	54-156	3.08	20	WG423629

* Performance of this Analyte is outside of established criteria.

For additional information, please see Attachment A 'List of Analytes with QC Qualifiers.'



**ENVIRONMENTAL
SCIENCE CORP.**

12065 Lebanon Rd.
Mt. Juliet, TN 37122
(615) 758-5858
1-800-767-5859
Fax (615) 758-5859

Tax I.D. 62-0814289

Est. 1970

SLR International Corp. - West Linn, OR
Chris Kramer
1800 Blankenship Road, Suite 440

Quality Assurance Report
Level II

West Linn, OR 97068

L403630

June 11, 2009

Analyte	Units	Laboratory Control		Sample Duplicate	Limit	RPD	Limit	Batch
		Result	Ref	%Rec				
Vinyl acetate	mg/l	0.0927	0.0735	74.0	34-178	23.1	26	WG423629
Vinyl chloride	mg/l	0.0239	0.0239	96.0	55-153	0.189	20	WG423629
4-Bromofluorobenzene				98.20	75-128			WG423629
Dibromofluoromethane				103.1	79-125			WG423629
Toluene-d8				100.4	87-114			WG423629
1,2,4-Trichlorobenzene	ppm	0.00690	0.00737	69.0	26-103	6.56	38	WG424196
2,4-Dinitrotoluene	ppm	0.00945	0.00966	94.0	56-128	2.27	24	WG424196
2,6-Dinitrotoluene	ppm	0.00896	0.00949	90.0	56-121	5.74	23	WG424196
2-Chloronaphthalene	ppm	0.00829	0.00865	83.0	44-110	4.26	30	WG424196
2-Methylnaphthalene	ppm	0.00793	0.00861	79.0	28-122	8.15	36	WG424196
3,3-Dichlorobenzidine	ppm	0.0102	0.0108	102.	46-145	5.81	31	WG424196
4-Bromophenyl-phenylether	ppm	0.00759	0.00817	76.0	45-105	7.39	26	WG424196
4-Chlorophenyl-phenylether	ppm	0.00862	0.00878	86.0	49-116	1.76	26	WG424196
Acenaphthene	ppm	0.00881	0.00923	88.0	48-110	4.60	26	WG424196
Acenaphthylene	ppm	0.00935	0.00943	94.0	48-113	0.804	28	WG424196
Anthracene	ppm	0.00978	0.0110	98.0	55-127	11.7	24	WG424196
Benzdine	ppm	0.000945	0.00145	9.00	0-46	42.0	50	WG424196
Benzo(a)anthracene	ppm	0.0113	0.0120	113.	57-115	6.07	20	WG424196
Benzo(a)pyrene	ppm	0.00995	0.0109	100.	63-125	9.12	22	WG424196
Benzo(b)fluoranthene	ppm	0.00893	0.00857	89.0	50-123	4.02	32	WG424196
Benzo(g,h,i)perylene	ppm	0.00939	0.00988	94.0	39-143	5.07	31	WG424196
Benzo(k)fluoranthene	ppm	0.0101	0.0111	101.	45-126	9.24	37	WG424196
Benzylbutyl phthalate	ppm	0.00584	0.00638	58.0	22-154	8.77	29	WG424196
Bis(2-chlorethoxy)methane	ppm	0.00838	0.00913	84.0	42-116	8.57	38	WG424196
Bis(2-chloroethyl)ether	ppm	0.00662	0.00744	66.0	26-115	11.7	50	WG424196
Bis(2-chloroisopropyl)ether	ppm	0.00733	0.00778	73.0	32-115	6.03	47	WG424196
Bis(2-ethylhexyl)phthalate	ppm	0.0101	0.0111	101.	47-143	9.12	24	WG424196
Chrysene	ppm	0.0108	0.0115	108.	58-113	6.63	21	WG424196
Di-n-butyl phthalate	ppm	0.00722	0.00794	72.0	51-131	9.42	22	WG424196
Di-n-octyl phthalate	ppm	0.0102	0.0102	102.	51-138	0.466	22	WG424196
Dibenz(a,h)anthracene	ppm	0.00895	0.00964	89.0	39-144	7.41	30	WG424196
Diethyl phthalate	ppm	0.00552	0.00570	55.0	36-128	3.19	27	WG424196
Dimethyl phthalate	ppm	0.00310	0.00285	31.0	10-135	8.54	33	WG424196
Fluoranthene	ppm	0.00895	0.0110	90.0	53-119	20.6	28	WG424196
Fluorene	ppm	0.00913	0.00936	91.0	49-116	2.46	25	WG424196
Hexachloro-1,3-butadiene	ppm	0.00728	0.00796	73.0	21-116	8.87	50	WG424196
Hexachlorobenzene	ppm	0.00880	0.00936	88.0	51-121	6.23	23	WG424196
Hexachlorocyclopentadiene	ppm	0.00722	0.00757	72.0	4-126	4.76	50	WG424196
Hexachloroethane	ppm	0.00586	0.00678	59.0	15-109	14.7	50	WG424196
Indeno(1,2,3-cd)pyrene	ppm	0.00873	0.00940	87.0	40-143	7.41	30	WG424196
Isophorone	ppm	0.00836	0.00901	84.0	48-126	7.48	31	WG424196
n-Nitrosodi-n-propylamine	ppm	0.00807	0.00876	81.0	47-122	8.26	33	WG424196
n-Nitrosodimethylamine	ppm	0.00275	0.00314	27.0	11-69	13.3	50	WG424196
n-Nitrosodiphenylamine	ppm	0.00878	0.00863	88.0	59-143	1.71	23	WG424196
Naphthalene	ppm	0.00754	0.00805	75.0	29-103	6.56	45	WG424196
Nitrobenzene	ppm	0.00700	0.00797	70.0	31-105	13.0	43	WG424196
Phenanthrene	ppm	0.00925	0.00966	92.0	54-112	4.35	22	WG424196
Pyrene	ppm	0.0108	0.0115	108.	46-130	5.97	28	WG424196
2,4,6-Tribromophenol				70.34	10-148			WG424196
2-Fluorobiphenyl				82.37	26-122			WG424196
2-Fluorophenol				38.72	10-87			WG424196
Nitrobenzene-d5				68.98	12-120			WG424196
Phenol-d5				27.14	10-67			WG424196
p-Terphenyl-d14				116.9	34-149			WG424196

* Performance of this Analyte is outside of established criteria.
For additional information, please see Attachment A 'List of Analytes with QC Qualifiers.'



**ENVIRONMENTAL
SCIENCE CORP.**

12065 Lebanon Rd.
Mt. Juliet, TN 37122
(615) 758-5858
1-800-767-5859
Fax (615) 758-5859

Tax I.D. 62-0814289

Est. 1970

SLR International Corp. - West Linn, OR
Chris Kramer
1800 Blankenship Road, Suite 440
West Linn, OR 97068

Quality Assurance Report
Level II

June 11, 2009

L403630

Analyte	Units	Matrix Spike			% Rec	Limit	Ref Samp	Batch
		MS Res	Ref Res	TV				
Pentachlorophenol	ppm	0.238	0.00	.333	71.4	10-146	L403518-01	WG422911
2,4,6-Tribromophenol					74.46	25-137		WG422911
2-Fluorobiphenyl					62.33	30-120		WG422911
2-Fluorophenol					51.73	26-130		WG422911
Nitrobenzene-d5					51.80	18-119		WG422911
Phenol-d5					54.06	37-141		WG422911
p-Terphenyl-d14					79.86	23-143		WG422911
Mercury	mg/kg	0.250	0.00	.25	100.	70-130	L403630-03	WG423494
Diesel Range Organics (DRO)	mg/kg	73.4	63.0	30	34.6*	60-140	L403630-01	WG422990
Residual Range Organics (RRO)	mg/kg	155.	170.	30	0.00*	0-0	L403630-01	WG422990
o-Terphenyl					81.91	50-150		WG422990
PCB 1260	mg/kg	0.148	0.00	.167	88.8	10-197	L403960-03	WG423525
Decachlorobiphenyl					82.00	18.9-115.8		WG423525
Tetrachloro-m-xylene					91.99	31.8-115.7		WG423525
1,1,1,2-Tetrachloroethane	mg/kg	0.0429	0.00	.05	85.8	29-145	L403960-01	WG423651
1,1,1-Trichloroethane	mg/kg	0.0401	0.00	.05	80.2	23-147	L403960-01	WG423651
1,1,2,2-Tetrachloroethane	mg/kg	0.0371	0.00	.05	74.2	18-150	L403960-01	WG423651
1,1,2-Trichloroethane	mg/kg	0.0413	0.00	.05	82.6	35-140	L403960-01	WG423651
1,1,2-Trichloro-1,2,2-trifluoroethane	mg/kg	0.0437	0.00	.05	87.5	10-145	L403960-01	WG423651
1,1-Dichloroethane	mg/kg	0.0410	0.00	.05	82.0	24-148	L403960-01	WG423651
1,1-Dichloroethene	mg/kg	0.0445	0.00	.05	88.9	10-149	L403960-01	WG423651
1,1-Dichloropropene	mg/kg	0.0375	0.00	.05	75.1	10-141	L403960-01	WG423651
1,2,3-Trichlorobenzene	mg/kg	0.0213	0.00	.05	42.5	10-129	L403960-01	WG423651
1,2,3-Trichloropropane	mg/kg	0.0373	0.00	.05	74.5	30-148	L403960-01	WG423651
1,2,3-Trimethylbenzene	mg/kg	0.0370	0.00	.05	74.0	10-137	L403960-01	WG423651
1,2,4-Trichlorobenzene	mg/kg	0.0234	0.00	.05	46.8	10-119	L403960-01	WG423651
1,2,4-Trimethylbenzene	mg/kg	0.0358	0.00	.05	71.5	10-145	L403960-01	WG423651
1,2-Dibromo-3-Chloropropane	mg/kg	0.0402	0.00	.05	80.3	19-145	L403960-01	WG423651
1,2-Dibromoethane	mg/kg	0.0385	0.00	.05	77.1	24-145	L403960-01	WG423651
1,2-Dichlorobenzene	mg/kg	0.0359	0.00	.05	71.8	12-130	L403960-01	WG423651
1,2-Dichloroethane	mg/kg	0.0380	0.00	.05	76.0	21-155	L403960-01	WG423651
1,2-Dichloropropane	mg/kg	0.0424	0.00	.05	84.8	28-144	L403960-01	WG423651
1,3,5-Trimethylbenzene	mg/kg	0.0378	0.00	.05	75.5	10-135	L403960-01	WG423651
1,3-Dichlorobenzene	mg/kg	0.0349	0.00	.05	69.7	10-129	L403960-01	WG423651
1,3-Dichloropropane	mg/kg	0.0384	0.00	.05	76.7	31-137	L403960-01	WG423651
1,4-Dichlorobenzene	mg/kg	0.0340	0.00	.05	67.9	10-121	L403960-01	WG423651
2,2-Dichloropropane	mg/kg	0.0394	0.00	.05	78.8	18-144	L403960-01	WG423651
2-Butanone (MEK)	mg/kg	0.163	0.00	.25	65.2	21-143	L403960-01	WG423651
2-Chloroethyl vinyl ether	mg/kg	0.164	0.00	.25	65.7	0-176	L403960-01	WG423651
2-Chlorotoluene	mg/kg	0.0373	0.00	.05	74.7	10-132	L403960-01	WG423651
4-Chlorotoluene	mg/kg	0.0350	0.00	.05	69.9	10-129	L403960-01	WG423651
4-Methyl-2-pentanone (MIBK)	mg/kg	0.178	0.00	.25	71.3	31-151	L403960-01	WG423651
Acetone	mg/kg	0.189	0.00	.25	75.6	13-158	L403960-01	WG423651
Acrylonitrile	mg/kg	0.178	0.00	.25	71.1	20-154	L403960-01	WG423651
Benzene	mg/kg	0.0407	0.00	.05	81.4	16-143	L403960-01	WG423651
Bromobenzene	mg/kg	0.0385	0.00	.05	77.0	14-135	L403960-01	WG423651
Bromodichloromethane	mg/kg	0.0407	0.00	.05	81.3	27-139	L403960-01	WG423651
Bromoform	mg/kg	0.0408	0.00	.05	81.6	21-144	L403960-01	WG423651
Bromomethane	mg/kg	0.0427	0.00	.05	85.4	0-180	L403960-01	WG423651
Carbon tetrachloride	mg/kg	0.0387	0.00	.05	77.5	12-149	L403960-01	WG423651
Chlorobenzene	mg/kg	0.0401	0.00	.05	80.2	17-134	L403960-01	WG423651
Chlorodibromomethane	mg/kg	0.0423	0.00	.05	84.5	28-147	L403960-01	WG423651

* Performance of this Analyte is outside of established criteria.

For additional information, please see Attachment A 'List of Analytes with QC Qualifiers.'



**ENVIRONMENTAL
SCIENCE CORP.**

12065 Lebanon Rd.
Mt. Juliet, TN 37122
(615) 758-5858
1-800-767-5859
Fax (615) 758-5859

Tax I.D. 62-0814289

Est. 1970

SLR International Corp. - West Linn, OR
Chris Kramer
1800 Blankenship Road, Suite 440

Quality Assurance Report
Level II

West Linn, OR 97068

June 11, 2009

L403630

Analyte	Units	MS Res	Matrix Spike		% Rec	Limit	Ref Samp	Batch
			Ref Res	TV				
Chloroethane	mg/kg	0.0436	0.00	.05	87.2	0-172	L403960-01	WG423651
Chloroform	mg/kg	0.0396	0.00	.05	79.3	28-138	L403960-01	WG423651
Chloromethane	mg/kg	0.0380	0.00	.05	76.0	10-158	L403960-01	WG423651
cis-1,2-Dichloroethene	mg/kg	0.0424	0.00	.05	84.8	21-147	L403960-01	WG423651
cis-1,3-Dichloropropene	mg/kg	0.0388	0.00	.05	77.7	17-145	L403960-01	WG423651
Di-isopropyl ether	mg/kg	0.0402	0.00	.05	80.3	31-153	L403960-01	WG423651
Dibromomethane	mg/kg	0.0374	0.00	.05	74.8	24-147	L403960-01	WG423651
Dichlorodifluoromethane	mg/kg	0.0393	0.00	.05	78.6	0-192	L403960-01	WG423651
Ethylbenzene	mg/kg	0.0395	0.00	.05	79.0	12-137	L403960-01	WG423651
Hexachloro-1,3-butadiene	mg/kg	0.0200	0.00	.05	39.9	10-123	L403960-01	WG423651
Isopropylbenzene	mg/kg	0.0395	0.00	.05	79.0	14-134	L403960-01	WG423651
Methyl tert-butyl ether	mg/kg	0.0393	0.00	.05	78.6	21-157	L403960-01	WG423651
Methylene Chloride	mg/kg	0.0410	0.00	.05	82.0	12-149	L403960-01	WG423651
n-Butylbenzene	mg/kg	0.0303	0.00	.05	60.7	10-130	L403960-01	WG423651
n-Propylbenzene	mg/kg	0.0357	0.00	.05	71.3	10-130	L403960-01	WG423651
Naphthalene	mg/kg	0.0272	0.00	.05	54.4	0-146	L403960-01	WG423651
p-Isopropyltoluene	mg/kg	0.0344	0.00	.05	68.7	10-131	L403960-01	WG423651
sec-Butylbenzene	mg/kg	0.0345	0.00	.05	69.1	10-134	L403960-01	WG423651
Styrene	mg/kg	0.0392	0.00	.05	78.5	10-140	L403960-01	WG423651
tert-Butylbenzene	mg/kg	0.0381	0.00	.05	76.2	11-137	L403960-01	WG423651
Tetrachloroethene	mg/kg	0.0383	0.00	.05	76.5	10-131	L403960-01	WG423651
Toluene	mg/kg	0.0374	0.00	.05	74.9	12-136	L403960-01	WG423651
trans-1,2-Dichloroethene	mg/kg	0.0428	0.00	.05	85.5	10-143	L403960-01	WG423651
trans-1,3-Dichloropropene	mg/kg	0.0362	0.00	.05	72.4	16-147	L403960-01	WG423651
Trichloroethene	mg/kg	0.0411	0.00	.05	82.3	10-155	L403960-01	WG423651
Trichlorofluoromethane	mg/kg	0.0402	0.00	.05	80.3	10-154	L403960-01	WG423651
Vinyl chloride	mg/kg	0.0394	0.00	.05	78.8	10-159	L403960-01	WG423651
4-Bromofluorobenzene					99.21	59-140		WG423651
Dibromofluoromethane					98.66	63-139		WG423651
Toluene-d8					96.75	84-116		WG423651
Diesel (C7-C26)	mg/kg	23.7	0.00	30	79.0	50-150	L404242-05	WG423285
Motor Oil (C16-C40)	mg/kg	30.2	0.00	30	101.	50-150	L404242-05	WG423285
o-Terphenyl					76.66	50-150		WG423285
1,2,4-Trichlorobenzene	ppm	0.226	0.00	.333	67.9	37-104	L404242-05	WG423526
2,4,6-Trichlorophenol	ppm	0.263	0.00	.333	78.9	27-128	L404242-05	WG423526
2,4-Dichlorophenol	ppm	0.254	0.00	.333	76.2	39-116	L404242-05	WG423526
2,4-Dimethylphenol	ppm	0.418	0.00	.333	125.*	50-119	L404242-05	WG423526
2,4-Dinitrophenol	ppm	0.146	0.00	.333	44.0	10-123	L404242-05	WG423526
2,4-Dinitrotoluene	ppm	0.281	0.00	.333	84.4	52-121	L404242-05	WG423526
2,6-Dinitrotoluene	ppm	0.253	0.00	.333	75.9	53-114	L404242-05	WG423526
2-Chloronaphthalene	ppm	0.233	0.00	.333	70.1	52-101	L404242-05	WG423526
2-Chlorophenol	ppm	0.231	0.00	.333	69.3	41-112	L404242-05	WG423526
2-Methylnaphthalene	ppm	0.238	0.00	.333	71.3	48-109	L404242-05	WG423526
2-Methylphenol	ppm	0.259	0.00	.333	77.9	56-111	L404242-05	WG423526
2-Nitrophenol	ppm	0.252	0.00	.333	75.6	23-117	L404242-05	WG423526
3&4-Methyl Phenol	ppm	0.298	0.00	.333	89.4	50-134	L404242-05	WG423526
3,3-Dichlorobenzidine	ppm	0.132	0.00	.333	39.7	10-133	L404242-05	WG423526
4,6-Dinitro-2-methylphenol	ppm	0.175	0.00	.333	52.7	10-124	L404242-05	WG423526
4-Bromophenyl-phenylether	ppm	0.224	0.00	.333	67.3	37-103	L404242-05	WG423526
4-Chloro-3-methylphenol	ppm	0.255	0.00	.333	76.6	52-119	L404242-05	WG423526
4-Chlorophenyl-phenylether	ppm	0.236	0.00	.333	71.0	53-105	L404242-05	WG423526
4-Nitrophenol	ppm	0.267	0.00	.333	80.2	15-140	L404242-05	WG423526
Acenaphthene	ppm	0.258	0.00	.333	77.3	52-102	L404242-05	WG423526
Acenaphthylene	ppm	0.264	0.00	.333	79.2	54-103	L404242-05	WG423526
Anthracene	ppm	0.257	0.00	.333	77.2	55-114	L404242-05	WG423526

* Performance of this Analyte is outside of established criteria.

For additional information, please see Attachment A 'List of Analytes with QC Qualifiers.'



**ENVIRONMENTAL
SCIENCE CORP.**

12065 Lebanon Rd.
Mt. Juliet, TN 37122
(615) 758-5858
1-800-767-5859
Fax (615) 758-5859

Tax I.D. 62-0814289

Est. 1970

SLR International Corp. - West Linn, OR
Chris Kramer
1800 Blankenship Road, Suite 440
West Linn, OR 97068

Quality Assurance Report
Level II

L403630

June 11, 2009

Analyte	Units	MS Res	Matrix Spike		% Rec	Limit	Ref Samp	Batch
			Ref Res	TV				
Benzidine	ppm	0.00046	0.00	.333	0.140	0-45	L404242-05	WG423526
Benzo(a)anthracene	ppm	0.263	0.00	.333	78.9	37-124	L404242-05	WG423526
Benzo(a)pyrene	ppm	0.266	0.00	.333	79.8	44-129	L404242-05	WG423526
Benzo(b)fluoranthene	ppm	0.239	0.00	.333	71.9	28-135	L404242-05	WG423526
Benzo(g,h,i)perylene	ppm	0.278	0.00	.333	83.4	25-123	L404242-05	WG423526
Benzo(k)fluoranthene	ppm	0.277	0.00	.333	83.1	41-116	L404242-05	WG423526
Benzylbutyl phthalate	ppm	0.282	0.00	.333	84.6	45-143	L404242-05	WG423526
Bis(2-chloroethoxy)methane	ppm	0.236	0.00	.333	70.8	48-108	L404242-05	WG423526
Bis(2-chloroethyl)ether	ppm	0.201	0.00	.333	60.4	36-115	L404242-05	WG423526
Bis(2-chloroisopropyl)ether	ppm	0.228	0.00	.333	68.5	44-109	L404242-05	WG423526
Bis(2-ethylhexyl)phthalate	ppm	0.278	0.00	.333	83.4	40-128	L404242-05	WG423526
Chrysene	ppm	0.244	0.00	.333	73.1	39-119	L404242-05	WG423526
Di-n-butyl phthalate	ppm	0.266	0.00	.333	80.0	49-121	L404242-05	WG423526
Di-n-octyl phthalate	ppm	0.267	0.00	.333	80.3	40-132	L404242-05	WG423526
Dibenz(a,h)anthracene	ppm	0.249	0.00	.333	74.8	29-123	L404242-05	WG423526
Diethyl phthalate	ppm	0.254	0.00	.333	76.3	51-113	L404242-05	WG423526
Dimethyl phthalate	ppm	0.257	0.00	.333	77.2	54-108	L404242-05	WG423526
Fluoranthene	ppm	0.276	0.00	.333	83.0	23-143	L404242-05	WG423526
Fluorene	ppm	0.274	0.00	.333	82.3	53-107	L404242-05	WG423526
Hexachloro-1,3-butadiene	ppm	0.267	0.00	.333	80.1	39-113	L404242-05	WG423526
Hexachlorobenzene	ppm	0.236	0.00	.333	71.0	49-108	L404242-05	WG423526
Hexachlorocyclopentadiene	ppm	0.214	0.00	.333	64.2	10-131	L404242-05	WG423526
Hexachloroethane	ppm	0.220	0.00	.333	66.2	25-118	L404242-05	WG423526
Indeno(1,2,3-cd)pyrene	ppm	0.254	0.00	.333	76.3	28-125	L404242-05	WG423526
Isophorone	ppm	0.230	0.00	.333	69.0	51-115	L404242-05	WG423526
n-Nitrosodi-n-propylamine	ppm	0.220	0.00	.333	66.1	54-110	L404242-05	WG423526
n-Nitrosodimethylamine	ppm	0.241	0.00	.333	72.3	20-116	L404242-05	WG423526
n-Nitrosodiphenylamine	ppm	0.233	0.00	.333	70.1	54-138	L404242-05	WG423526
Naphthalene	ppm	0.227	0.00	.333	68.2	41-100	L404242-05	WG423526
Nitrobenzene	ppm	0.217	0.00	.333	65.3	40-102	L404242-05	WG423526
Pentachlorophenol	ppm	0.289	0.00	.333	86.8	10-146	L404242-05	WG423526
Phenanthrene	ppm	0.261	0.00	.333	78.5	37-125	L404242-05	WG423526
Phenol	ppm	0.241	0.00	.333	72.5	52-111	L404242-05	WG423526
Pyrene	ppm	0.247	0.00	.333	74.2	22-151	L404242-05	WG423526
2,4,6-Tribromophenol					85.13	25-137		WG423526
2-Fluorobiphenyl					72.75	30-120		WG423526
2-Fluorophenol					76.59	26-130		WG423526
Nitrobenzene-d5					70.28	18-119		WG423526
Phenol-d5					72.13	37-141		WG423526
p-Terphenyl-d14					86.42	23-143		WG423526
1,1,1,2-Tetrachloroethane	mg/l	0.626	0.00	.025	100.	45-152	L403957-01	WG423629
1,1,1-Trichloroethane	mg/l	0.558	0.00	.025	89.3	31-161	L403957-01	WG423629
1,1,2,2-Tetrachloroethane	mg/l	0.510	0.00	.025	81.6	49-149	L403957-01	WG423629
1,1,2-Trichloroethane	mg/l	0.511	0.00	.025	81.7	46-145	L403957-01	WG423629
1,1,2-Trichloro-1,2,2-trifluoroethane	mg/l	0.601	0.320	.025	44.9	14-168	L403957-01	WG423629
1,1-Dichloroethane	mg/l	0.563	0.00	.025	90.1	30-159	L403957-01	WG423629
1,1-Dichloroethene	mg/l	0.567	0.0210	.025	87.4	10-162	L403957-01	WG423629
1,1-Dichloropropene	mg/l	0.540	0.00	.025	86.4	14-162	L403957-01	WG423629
1,2,3-Trichlorobenzene	mg/l	0.529	0.00	.025	84.6	32-143	L403957-01	WG423629
1,2,3-Trichloropropane	mg/l	0.559	0.00	.025	89.5	48-148	L403957-01	WG423629
1,2,3-Trimethylbenzene	mg/l	0.602	0.00	.025	96.3	36-141	L403957-01	WG423629
1,2,4-Trichlorobenzene	mg/l	0.547	0.00	.025	87.5	27-142	L403957-01	WG423629
1,2,4-Trimethylbenzene	mg/l	0.584	0.00	.025	93.4	29-153	L403957-01	WG423629
1,2-Dibromo-3-Chloropropane	mg/l	0.489	0.00	.025	78.3	37-148	L403957-01	WG423629
1,2-Dibromoethane	mg/l	0.491	0.00	.025	78.6	41-149	L403957-01	WG423629
1,2-Dichlorobenzene	mg/l	0.580	0.00	.025	92.7	40-139	L403957-01	WG423629
1,2-Dichloroethane	mg/l	0.523	0.00	.025	83.6	29-167	L403957-01	WG423629

* Performance of this Analyte is outside of established criteria.

For additional information, please see Attachment A 'List of Analytes with QC Qualifiers.'



**ENVIRONMENTAL
SCIENCE CORP.**

12065 Lebanon Rd.
Mt. Juliet, TN 37122
(615) 758-5858
1-800-767-5859
Fax (615) 758-5859

Tax I.D. 62-0814289

Est. 1970

SLR International Corp. - West Linn, OR
Chris Kramer
1800 Blankenship Road, Suite 440
West Linn, OR 97068

Quality Assurance Report
Level II

June 11, 2009

L403630

Analyte	Units	MS Res	Matrix Spike		% Rec	Limit	Ref Samp	Batch
			Ref Res	TV				
1,2-Dichloropropane	mg/l	0.539	0.00	.025	86.3	39-148	L403957-01	WG423629
1,3,5-Trimethylbenzene	mg/l	0.588	0.00	.025	94.1	33-149	L403957-01	WG423629
1,3-Dichlorobenzene	mg/l	0.574	0.00	.025	91.9	32-148	L403957-01	WG423629
1,3-Dichloropropane	mg/l	0.489	0.00	.025	78.2	44-142	L403957-01	WG423629
1,4-Dichlorobenzene	mg/l	0.568	0.00	.025	90.8	32-136	L403957-01	WG423629
2,2-Dichloropropane	mg/l	0.576	0.00	.025	92.1	14-158	L403957-01	WG423629
2-Butanone (MEK)	mg/l	2.47	0.00	.125	79.0	32-151	L403957-01	WG423629
2-Chloroethyl vinyl ether	mg/l	1.53	0.00	.125	48.9	0-175	L403957-01	WG423629
2-Chlorotoluene	mg/l	0.563	0.00	.025	90.0	35-147	L403957-01	WG423629
2-Hexanone	mg/l	2.53	0.00	.125	80.9	41-155	L403957-01	WG423629
4-Chlorotoluene	mg/l	0.549	0.00	.025	87.9	33-147	L403957-01	WG423629
4-Methyl-2-pentanone (MIBK)	mg/l	2.62	0.00	.125	84.0	40-160	L403957-01	WG423629
Acetone	mg/l	2.84	0.00	.125	90.9	25-157	L403957-01	WG423629
Acrylonitrile	mg/l	2.84	0.00	.125	90.9	37-162	L403957-01	WG423629
Benzene	mg/l	0.553	0.00	.025	88.4	16-158	L403957-01	WG423629
Bromobenzene	mg/l	0.527	0.00	.025	84.4	37-147	L403957-01	WG423629
Bromochloromethane	mg/l	0.548	0.00	.025	87.6	36-154	L403957-01	WG423629
Bromodichloromethane	mg/l	0.564	0.00	.025	90.2	45-147	L403957-01	WG423629
Bromoform	mg/l	0.548	0.00	.025	87.7	38-152	L403957-01	WG423629
Bromomethane	mg/l	0.613	0.00	.025	98.1	0-191	L403957-01	WG423629
Carbon disulfide	mg/l	0.541	0.00	.025	86.5	10-166	L403957-01	WG423629
Carbon tetrachloride	mg/l	0.508	0.00	.025	81.2	22-168	L403957-01	WG423629
Chlorobenzene	mg/l	0.556	0.00	.025	88.9	33-148	L403957-01	WG423629
Chlorodibromomethane	mg/l	0.563	0.00	.025	90.1	48-151	L403957-01	WG423629
Chloroethane	mg/l	0.577	0.00	.025	92.3	4-176	L403957-01	WG423629
Chloroform	mg/l	0.526	0.00	.025	84.1	37-147	L403957-01	WG423629
Chloromethane	mg/l	0.582	0.00	.025	93.1	10-174	L403957-01	WG423629
cis-1,2-Dichloroethene	mg/l	0.766	0.180	.025	93.7	29-156	L403957-01	WG423629
cis-1,3-Dichloropropene	mg/l	0.535	0.00	.025	85.5	35-148	L403957-01	WG423629
Di-isopropyl ether	mg/l	0.590	0.00	.025	94.4	39-160	L403957-01	WG423629
Dibromomethane	mg/l	0.517	0.00	.025	82.7	36-152	L403957-01	WG423629
Dichlorodifluoromethane	mg/l	0.562	0.00	.025	89.9	0-200	L403957-01	WG423629
Ethylbenzene	mg/l	0.569	0.00	.025	91.1	29-150	L403957-01	WG423629
Hexachloro-1,3-butadiene	mg/l	0.559	0.00	.025	89.4	28-144	L403957-01	WG423629
Iodomethane	mg/l	2.80	0.00	.125	89.7	9-169	L403957-01	WG423629
Isopropylbenzene	mg/l	0.580	0.00	.025	92.8	35-147	L403957-01	WG423629
Methyl tert-butyl ether	mg/l	0.560	0.00	.025	89.6	24-167	L403957-01	WG423629
Methylene Chloride	mg/l	0.575	0.00	.025	92.0	23-151	L403957-01	WG423629
n-Butylbenzene	mg/l	0.586	0.00	.025	93.8	22-151	L403957-01	WG423629
n-Hexane	mg/l	0.468	0.00	.025	74.9	10-176	L403957-01	WG423629
n-Propylbenzene	mg/l	0.552	0.00	.025	88.3	26-150	L403957-01	WG423629
Naphthalene	mg/l	0.530	0.00	.025	84.8	24-160	L403957-01	WG423629
p-Isopropyltoluene	mg/l	0.585	0.00	.025	93.6	28-151	L403957-01	WG423629
sec-Butylbenzene	mg/l	0.577	0.00	.025	92.3	32-149	L403957-01	WG423629
Styrene	mg/l	0.562	0.00	.025	89.9	38-149	L403957-01	WG423629
tert-Butylbenzene	mg/l	0.598	0.00	.025	95.6	36-149	L403957-01	WG423629
Tetrachloroethene	mg/l	3.09	2.40	.025	110.	13-157	L403957-01	WG423629
Toluene	mg/l	0.536	0.0140	.025	83.6	22-152	L403957-01	WG423629
trans-1,2-Dichloroethene	mg/l	0.568	0.00	.025	90.8	11-160	L403957-01	WG423629
trans-1,3-Dichloropropene	mg/l	0.484	0.00	.025	77.5	33-153	L403957-01	WG423629
trans-1,4-Dichloro-2-butene	mg/l	0.476	0.00	.025	76.2	19-151	L403957-01	WG423629
Trichloroethene	mg/l	0.841	0.270	.025	91.3	18-163	L403957-01	WG423629
Trichlorofluoromethane	mg/l	0.566	0.00	.025	90.6	10-177	L403957-01	WG423629
Vinyl acetate	mg/l	1.93	0.00	.125	61.6	0-196	L403957-01	WG423629
Vinyl chloride	mg/l	0.558	0.00	.025	89.2	0-179	L403957-01	WG423629
4-Bromofluorobenzene					94.44	75-128		WG423629
Dibromofluoromethane					100.9	79-125		WG423629
Toluene-d8					99.74	87-114		WG423629

* Performance of this Analyte is outside of established criteria.

For additional information, please see Attachment A 'List of Analytes with QC Qualifiers.'



ENVIRONMENTAL SCIENCE CORP.

12065 Lebanon Rd.
Mt. Juliet, TN 37122
(615) 758-5858
1-800-767-5859
Fax (615) 758-5859

Tax I.D. 62-0814289

Est. 1970

SLR International Corp. - West Linn, OR
Chris Kramer
1800 Blankenship Road, Suite 440
West Linn, OR 97068

Quality Assurance Report Level II

L403630

June 11, 2009

Analyte	Units	Matrix Spike			% Rec	Limit	Ref Samp	Batch
		MS Res	Ref Res	TV				
Antimony	mg/kg	13.3	0.00	50	26.6*	75-125	L403959-09	WG423453
Arsenic	mg/kg	45.6	4.40	50	82.4	75-125	L403959-09	WG423453
Cadmium	mg/kg	46.2	0.170	50	92.1	75-125	L403959-09	WG423453
Chromium	mg/kg	67.8	26.0	50	83.6	75-125	L403959-09	WG423453
Copper	mg/kg	51.3	4.70	50	93.2	75-125	L403959-09	WG423453
Lead	mg/kg	53.2	10.0	50	86.4	75-125	L403959-09	WG423453
Nickel	mg/kg	60.4	16.0	50	88.8	75-125	L403959-09	WG423453
Selenium	mg/kg	46.4	7.10	50	78.6	75-125	L403959-09	WG423453
Silver	mg/kg	46.1	0.700	50	90.8	75-125	L403959-09	WG423453
Thallium	mg/kg	55.5	7.70	50	95.6	75-125	L403959-09	WG423453
Zinc	mg/kg	77.7	33.0	50	89.4	75-125	L403959-09	WG423453
1,2,4-Trichlorobenzene	ppm	0.00859	0.00	.01	85.9	18-105	L404682-02	WG424196
2,4-Dinitrotoluene	ppm	0.0118	0.00	.01	118.	32-137	L404682-02	WG424196
2,6-Dinitrotoluene	ppm	0.0113	0.00	.01	113.	35-123	L404682-02	WG424196
2-Chloronaphthalene	ppm	0.0101	0.00	.01	101.	33-109	L404682-02	WG424196
2-Methylnaphthalene	ppm	0.00974	0.00	.01	97.4	21-125	L404682-02	WG424196
3,3-Dichlorobenzidine	ppm	0.0113	0.00	.01	113.	10-135	L404682-02	WG424196
4-Bromophenyl-phenylether	ppm	0.00876	0.00	.01	87.6	35-102	L404682-02	WG424196
4-Chlorophenyl-phenylether	ppm	0.0103	0.00	.01	103.	39-116	L404682-02	WG424196
Acenaphthene	ppm	0.0103	0.00	.01	103.	39-112	L404682-02	WG424196
Acenaphthylene	ppm	0.0113	0.00	.01	113.	37-114	L404682-02	WG424196
Anthracene	ppm	0.0126	0.00	.01	126.	44-136	L404682-02	WG424196
Benzidine	ppm	0.00092	0.00	.01	9.29	0-25	L404682-02	WG424196
Benzo(a)anthracene	ppm	0.0128	0.00	.01	128.*	43-117	L404682-02	WG424196
Benzo(a)pyrene	ppm	0.0107	0.00	.01	107.	33-137	L404682-02	WG424196
Benzo(b)fluoranthene	ppm	0.00917	0.00	.01	91.7	35-128	L404682-02	WG424196
Benzo(g,h,i)perylene	ppm	0.00838	0.00	.01	83.8	10-139	L404682-02	WG424196
Benzo(k)fluoranthene	ppm	0.00924	0.00	.01	92.4	36-119	L404682-02	WG424196
Benzylbutyl phthalate	ppm	0.00964	0.00	.01	96.4	47-121	L404682-02	WG424196
Bis(2-chloroethoxy)methane	ppm	0.0103	0.00	.01	103.	21-135	L404682-02	WG424196
Bis(2-chloroethyl)ether	ppm	0.00845	0.00	.01	84.5	10-134	L404682-02	WG424196
Bis(2-chloroisopropyl)ether	ppm	0.00909	0.00	.01	90.9	14-124	L404682-02	WG424196
Bis(2-ethylhexyl)phthalate	ppm	0.00604	0.00	.01	60.4	10-115	L404682-02	WG424196
Chrysene	ppm	0.0123	0.00	.01	123.*	41-117	L404682-02	WG424196
Di-n-butyl phthalate	ppm	0.0103	0.00	.01	103.	46-121	L404682-02	WG424196
Di-n-octyl phthalate	ppm	0.00522	0.00	.01	52.2	22-109	L404682-02	WG424196
Dibenz(a,h)anthracene	ppm	0.00783	0.00	.01	78.3	10-145	L404682-02	WG424196
Diethyl phthalate	ppm	0.00851	0.00	.01	85.1	23-132	L404682-02	WG424196
Dimethyl phthalate	ppm	0.00623	0.00	.01	62.3	42-107	L404682-02	WG424196
Fluoranthene	ppm	0.0124	0.00	.01	124.	36-130	L404682-02	WG424196
Fluorene	ppm	0.0108	0.00	.01	108.	37-120	L404682-02	WG424196
Hexachloro-1,3-butadiene	ppm	0.00895	0.00	.01	89.5	16-118	L404682-02	WG424196
Hexachlorobenzene	ppm	0.0110	0.00	.01	110.	41-114	L404682-02	WG424196
Hexachlorocyclopentadiene	ppm	0.00746	0.00	.01	74.6	0-132	L404682-02	WG424196
Hexachloroethane	ppm	0.00693	0.00	.01	69.3	10-125	L404682-02	WG424196
Indeno(1,2,3-cd)pyrene	ppm	0.00817	0.00	.01	81.7	10-138	L404682-02	WG424196
Isophorone	ppm	0.0104	0.00	.01	104.	32-131	L404682-02	WG424196
n-Nitrosodi-n-propylamine	ppm	0.00994	0.00	.01	99.4	20-145	L404682-02	WG424196
n-Nitrosodimethylamine	ppm	0.00341	0.00	.01	34.1	0-75	L404682-02	WG424196
n-Nitrosodiphenylamine	ppm	0.0105	0.00	.01	105.	10-171	L404682-02	WG424196
Naphthalene	ppm	0.00945	0.00	.01	94.5	14-114	L404682-02	WG424196
Nitrobenzene	ppm	0.00952	0.00	.01	95.2	14-122	L404682-02	WG424196
Phenanthrene	ppm	0.0113	0.00	.01	113.	38-121	L404682-02	WG424196
Pyrene	ppm	0.0134	0.00	.01	134.	27-136	L404682-02	WG424196
2,4,6-Tribromophenol					88.44	10-148		WG424196
2-Fluorobiphenyl					101.9	26-122		WG424196

* Performance of this Analyte is outside of established criteria.

For additional information, please see Attachment A 'List of Analytes with QC Qualifiers.'



**ENVIRONMENTAL
SCIENCE CORP.**

12065 Lebanon Rd.
Mt. Juliet, TN 37122
(615) 758-5858
1-800-767-5859
Fax (615) 758-5859

Tax I.D. 62-0814289

Est. 1970

SLR International Corp. - West Linn, OR
Chris Kramer
1800 Blankenship Road, Suite 440

Quality Assurance Report
Level II

West Linn, OR 97068

June 11, 2009

L403630

Analyte	Units	MS Res	Matrix Spike		% Rec	Limit	Ref Samp	Batch
			Ref Res	TV				
2-Fluorophenol					45.87	10-87		
Nitrobenzene-d5					92.50	12-120		
Phenol-d5					27.84	10-67		
p-Terphenyl-d14					139.5	34-149		
Mercury	mg/l	0.00278	0.00	.003	92.7	70-130	L404245-06	WG425445
Beryllium	mg/l	1.11	0.00110	1.13	98.1	75-125	L406275-02	WG425439
Cadmium	mg/l	1.10	0.00	1.13	97.3	75-125	L406275-02	WG425439
Chromium	mg/l	1.08	0.00520	1.13	95.1	75-125	L406275-02	WG425439
Copper	mg/l	1.11	0.00	1.13	98.2	75-125	L406275-02	WG425439
Lead	mg/l	1.05	0.00	1.13	92.9	75-125	L406275-02	WG425439
Nickel	mg/l	1.05	0.00	1.13	92.9	75-125	L406275-02	WG425439
Selenium	mg/l	1.06	0.0130	1.13	92.7	75-125	L406275-02	WG425439
Silver	mg/l	1.09	0.00	1.13	96.5	75-125	L406275-02	WG425439
Zinc	mg/l	1.09	0.0110	1.13	95.5	75-125	L406275-02	WG425439
Antimony	mg/l	0.0505	0.00210	.0567	85.4	75-125	L405944-10	WG425443
Arsenic	mg/l	0.0647	0.0168	.0567	84.5	75-125	L405944-10	WG425443
Thallium	mg/l	0.0513	0.00035	.0567	89.9	75-125	L405944-10	WG425443

Analyte	Units	MSD	Matrix Spike Duplicate		Limit	RPD	Limit	Ref Samp	Batch
			Ref	%Rec					
Pentachlorophenol	ppm	0.237	0.238	71.1	10-146	0.376	35	L403518-01	WG422911
2,4,6-Tribromophenol				71.29	25-137				WG422911
2-Fluorobiphenyl				61.62	30-120				WG422911
2-Fluorophenol				56.47	26-130				WG422911
Nitrobenzene-d5				57.55	18-119				WG422911
Phenol-d5				58.03	37-141				WG422911
p-Terphenyl-d14				78.64	23-143				WG422911
Mercury	mg/kg	0.239	0.250	95.6	70-130	4.50	20	L403630-03	WG423494
Diesel Range Organics (DRO)	mg/kg	67.4	73.4	14.678*	60-140	8.47	20	L403630-01	WG422990
Residual Range Organics (RRO)	mg/kg	138.	155.	0*	-	12.0*	0	L403630-01	WG422990
o-Terphenyl				83.43	50-150				WG422990
PCB 1260	mg/kg	0.138	0.148	82.7	10-197	7.01	39	L403960-03	WG423525
Decachlorobiphenyl				73.26	18.9-115.8				WG423525
Tetrachloro-m-xylene				86.00	31.8-115.7				WG423525
1,1,1,2-Tetrachloroethane	mg/kg	0.0494	0.0429	98.7	29-145	14.0	31	L403960-01	WG423651
1,1,1-Trichloroethane	mg/kg	0.0450	0.0401	90.0	23-147	11.5	32	L403960-01	WG423651
1,1,2,2-Tetrachloroethane	mg/kg	0.0406	0.0371	81.1	18-150	8.95	33	L403960-01	WG423651
1,1,2-Trichloroethane	mg/kg	0.0475	0.0413	95.0	35-140	13.9	29	L403960-01	WG423651
1,1,2-Trichloro-1,2,2-trifluoroethane	mg/kg	0.0488	0.0437	97.5	10-145	10.9	35	L403960-01	WG423651
1,1-Dichloroethane	mg/kg	0.0433	0.0410	86.5	24-148	5.35	31	L403960-01	WG423651
1,1-Dichloroethene	mg/kg	0.0198	0.0445	39.6	10-149	76.8*	34	L403960-01	WG423651
1,1-Dichloropropene	mg/kg	0.0413	0.0375	82.5	10-141	9.42	34	L403960-01	WG423651
1,2,3-Trichlorobenzene	mg/kg	0.0228	0.0213	45.6	10-129	7.12	43	L403960-01	WG423651
1,2,3-Trichloropropane	mg/kg	0.0428	0.0373	85.5	30-148	13.7	32	L403960-01	WG423651
1,2,3-Trimethylbenzene	mg/kg	0.0444	0.0370	88.9	10-137	18.2	36	L403960-01	WG423651
1,2,4-Trichlorobenzene	mg/kg	0.0255	0.0234	50.9	10-119	8.51	44	L403960-01	WG423651

* Performance of this Analyte is outside of established criteria.

For additional information, please see Attachment A 'List of Analytes with QC Qualifiers.'



**ENVIRONMENTAL
SCIENCE CORP.**

12065 Lebanon Rd.
Mt. Juliet, TN 37122
(615) 758-5858
1-800-767-5859
Fax (615) 758-5859

Tax I.D. 62-0814289

Est. 1970

SLR International Corp. - West Linn, OR
Chris Kramer
1800 Blankenship Road, Suite 440

Quality Assurance Report
Level II

West Linn, OR 97068

June 11, 2009

L403630

Analyte	Units	MSD	Matrix Spike Duplicate		Limit	RPD	Limit Ref	Samp	Batch
			Ref	%Rec					
1,2,4-Trimethylbenzene	mg/kg	0.0406	0.0358	81.2	10-145	12.6	41	L403960-01	WG423651
1,2-Dibromo-3-Chloropropane	mg/kg	0.0460	0.0402	91.9	19-145	13.5	35	L403960-01	WG423651
1,2-Dibromoethane	mg/kg	0.0459	0.0385	91.8	24-145	17.5	31	L403960-01	WG423651
1,2-Dichlorobenzene	mg/kg	0.0423	0.0359	84.6	12-130	16.5	35	L403960-01	WG423651
1,2-Dichloroethane	mg/kg	0.0411	0.0380	82.1	21-155	7.75	29	L403960-01	WG423651
1,2-Dichloropropane	mg/kg	0.0458	0.0424	91.6	28-144	7.67	30	L403960-01	WG423651
1,3,5-Trimethylbenzene	mg/kg	0.0429	0.0378	85.7	10-135	12.7	39	L403960-01	WG423651
1,3-Dichlorobenzene	mg/kg	0.0384	0.0349	76.8	10-129	9.70	38	L403960-01	WG423651
1,3-Dichloropropane	mg/kg	0.0447	0.0384	89.3	31-137	15.1	29	L403960-01	WG423651
1,4-Dichlorobenzene	mg/kg	0.0416	0.0340	83.3	10-121	20.3	36	L403960-01	WG423651
2,2-Dichloropropane	mg/kg	0.0444	0.0394	88.7	18-144	11.9	32	L403960-01	WG423651
2-Butanone (MEK)	mg/kg	0.172	0.163	68.9	21-143	5.47	37	L403960-01	WG423651
2-Chloroethyl vinyl ether	mg/kg	0.200	0.164	80.1	0-176	19.7	50	L403960-01	WG423651
2-Chlorotoluene	mg/kg	0.0425	0.0373	85.0	10-132	12.9	37	L403960-01	WG423651
4-Chlorotoluene	mg/kg	0.0402	0.0350	80.4	10-129	13.9	38	L403960-01	WG423651
4-Methyl-2-pentanone (MIBK)	mg/kg	0.199	0.178	79.7	31-151	11.1	36	L403960-01	WG423651
Acetone	mg/kg	0.191	0.189	76.5	13-158	1.09	34	L403960-01	WG423651
Acrylonitrile	mg/kg	0.188	0.178	75.2	20-154	5.54	35	L403960-01	WG423651
Benzene	mg/kg	0.0444	0.0407	88.9	16-143	8.72	31	L403960-01	WG423651
Bromobenzene	mg/kg	0.0436	0.0385	87.3	14-135	12.5	39	L403960-01	WG423651
Bromodichloromethane	mg/kg	0.0452	0.0407	90.4	27-139	10.5	30	L403960-01	WG423651
Bromoform	mg/kg	0.0478	0.0408	95.6	21-144	15.8	34	L403960-01	WG423651
Bromomethane	mg/kg	0.0493	0.0427	98.6	0-180	14.3	41	L403960-01	WG423651
Carbon tetrachloride	mg/kg	0.0443	0.0387	88.7	12-149	13.5	34	L403960-01	WG423651
Chlorobenzene	mg/kg	0.0471	0.0401	94.2	17-134	16.0	34	L403960-01	WG423651
Chlorodibromomethane	mg/kg	0.0488	0.0423	97.5	28-147	14.3	32	L403960-01	WG423651
Chloroethane	mg/kg	0.0487	0.0436	97.4	0-172	11.0	38	L403960-01	WG423651
Chloroform	mg/kg	0.0436	0.0396	87.1	28-138	9.38	30	L403960-01	WG423651
Chloromethane	mg/kg	0.0425	0.0380	85.0	10-158	11.3	35	L403960-01	WG423651
cis-1,2-Dichloroethene	mg/kg	0.0460	0.0424	92.0	21-147	8.20	31	L403960-01	WG423651
cis-1,3-Dichloropropene	mg/kg	0.0428	0.0388	85.7	17-145	9.80	32	L403960-01	WG423651
Di-isopropyl ether	mg/kg	0.0422	0.0402	84.4	31-153	4.96	29	L403960-01	WG423651
Dibromomethane	mg/kg	0.0410	0.0374	82.1	24-147	9.23	30	L403960-01	WG423651
Dichlorodifluoromethane	mg/kg	0.0456	0.0393	91.2	0-192	14.8	38	L403960-01	WG423651
Ethylbenzene	mg/kg	0.0477	0.0395	95.3	12-137	18.7	36	L403960-01	WG423651
Hexachloro-1,3-butadiene	mg/kg	0.0174	0.0200	34.8	10-123	13.6	50	L403960-01	WG423651
Isopropylbenzene	mg/kg	0.0462	0.0395	92.4	14-134	15.7	37	L403960-01	WG423651
Methyl tert-butyl ether	mg/kg	0.0421	0.0393	84.2	21-157	6.90	31	L403960-01	WG423651
Methylene Chloride	mg/kg	0.0437	0.0410	87.5	12-149	6.52	31	L403960-01	WG423651
n-Butylbenzene	mg/kg	0.0335	0.0303	67.0	10-130	10.0	48	L403960-01	WG423651
n-Propylbenzene	mg/kg	0.0418	0.0357	83.6	10-130	15.9	40	L403960-01	WG423651
Naphthalene	mg/kg	0.0294	0.0272	58.7	0-146	7.67	43	L403960-01	WG423651
p-Isopropyltoluene	mg/kg	0.0377	0.0344	75.4	10-131	9.30	43	L403960-01	WG423651
sec-Butylbenzene	mg/kg	0.0375	0.0345	75.0	10-134	8.19	43	L403960-01	WG423651
Styrene	mg/kg	0.0452	0.0392	90.3	10-140	14.0	35	L403960-01	WG423651
tert-Butylbenzene	mg/kg	0.0426	0.0381	85.2	11-137	11.1	39	L403960-01	WG423651
Tetrachloroethene	mg/kg	0.0469	0.0383	93.7	10-131	20.2	35	L403960-01	WG423651
Toluene	mg/kg	0.0433	0.0374	86.6	12-136	14.5	32	L403960-01	WG423651
trans-1,2-Dichloroethene	mg/kg	0.0462	0.0428	92.3	10-143	7.69	33	L403960-01	WG423651
trans-1,3-Dichloropropene	mg/kg	0.0416	0.0362	83.2	16-147	13.9	32	L403960-01	WG423651
Trichloroethene	mg/kg	0.0451	0.0411	90.2	10-155	9.11	33	L403960-01	WG423651
Trichlorofluoromethane	mg/kg	0.0458	0.0402	91.7	10-154	13.2	32	L403960-01	WG423651
Vinyl chloride	mg/kg	0.0430	0.0394	86.0	10-159	8.79	36	L403960-01	WG423651
4-Bromofluorobenzene				99.26	59-140				WG423651
Dibromofluoromethane				95.67	63-139				WG423651
Toluene-d8				100.3	84-116				WG423651
Diesel (C7-C26)	mg/kg	27.2	23.7	90.6	50-150	13.7	20	L404242-05	WG423285

* Performance of this Analyte is outside of established criteria.

For additional information, please see Attachment A 'List of Analytes with QC Qualifiers.'



ENVIRONMENTAL SCIENCE CORP.

12065 Lebanon Rd.
Mt. Juliet, TN 37122
(615) 758-5858
1-800-767-5859
Fax (615) 758-5859

Tax I.D. 62-0814289

Est. 1970

SLR International Corp. - West Linn, OR
Chris Kramer

1800 Blankenship Road, Suite 440

West Linn, OR 97068

Quality Assurance Report Level II

L403630

June 11, 2009

Analyte	Units	MSD	Matrix Spike Duplicate		Limit	RPD	Limit Ref	Samp	Batch
			Ref	%Rec					
Motor Oil (C16-C40)	mg/kg	34.7	30.2	116.	50-150	13.9	25	L404242-05	WG423285
o-Terphenyl				90.92	50-150				WG423285
1,2,4-Trichlorobenzene	ppm	0.256	0.226	76.7	37-104	12.2	26	L404242-05	WG423526
2,4,6-Trichlorophenol	ppm	0.301	0.263	90.5	27-128	13.7	31	L404242-05	WG423526
2,4-Dichlorophenol	ppm	0.283	0.254	85.1	39-116	10.9	23	L404242-05	WG423526
2,4-Dimethylphenol	ppm	0.440	0.418	132.176*	50-119	5.25	27	L404242-05	WG423526
2,4-Dinitrophenol	ppm	0.118	0.146	35.5	10-123	21.4	42	L404242-05	WG423526
2,4-Dinitrotoluene	ppm	0.276	0.281	83.0	52-121	1.65	23	L404242-05	WG423526
2,6-Dinitrotoluene	ppm	0.294	0.253	88.4	53-114	15.2	22	L404242-05	WG423526
2-Chloronaphthalene	ppm	0.271	0.233	81.5	52-101	15.1	20	L404242-05	WG423526
2-Chlorophenol	ppm	0.265	0.231	79.6	41-112	13.9	27	L404242-05	WG423526
2-Methylnaphthalene	ppm	0.283	0.238	85.0	48-109	17.5	22	L404242-05	WG423526
2-Methylphenol	ppm	0.300	0.259	90.2	56-111	14.7	20	L404242-05	WG423526
2-Nitrophenol	ppm	0.263	0.252	79.0	23-117	4.45	31	L404242-05	WG423526
3&4-Methyl Phenol	ppm	0.352	0.298	106.	50-134	16.7	32	L404242-05	WG423526
3,3-Dichlorobenzidine	ppm	0.126	0.132	37.9	10-133	4.58	41	L404242-05	WG423526
4,6-Dinitro-2-methylphenol	ppm	0.117	0.175	35.1	10-124	40.0*	38	L404242-05	WG423526
4-Bromophenyl-phenylether	ppm	0.241	0.224	72.3	37-103	7.20	23	L404242-05	WG423526
4-Chloro-3-methylphenol	ppm	0.291	0.255	87.3	52-119	13.0	24	L404242-05	WG423526
4-Chlorophenyl-phenylether	ppm	0.276	0.236	83.0	53-105	15.6	20	L404242-05	WG423526
4-Nitrophenol	ppm	0.279	0.267	83.8	15-140	4.48	40	L404242-05	WG423526
Acenaphthene	ppm	0.289	0.258	86.9	52-102	11.6	23	L404242-05	WG423526
Acenaphthylene	ppm	0.291	0.264	87.3	54-103	9.69	22	L404242-05	WG423526
Anthracene	ppm	0.295	0.257	88.4	55-114	13.6	21	L404242-05	WG423526
Benzidine	ppm	0.0003	0.0004	0.116	0-45	19.1	50	L404242-05	WG423526
Benzo(a)anthracene	ppm	0.265	0.263	79.5	37-124	0.729	33	L404242-05	WG423526
Benzo(a)pyrene	ppm	0.300	0.266	90.2	44-129	12.2	27	L404242-05	WG423526
Benzo(b)fluoranthene	ppm	0.312	0.239	93.8	28-135	26.5	33	L404242-05	WG423526
Benzo(g,h,i)perylene	ppm	0.221	0.278	66.4	25-123	22.7	35	L404242-05	WG423526
Benzo(k)fluoranthene	ppm	0.314	0.277	94.3	41-116	12.7	34	L404242-05	WG423526
Benzylbutyl phthalate	ppm	0.347	0.282	104.	45-143	20.8	39	L404242-05	WG423526
Bis(2-chlorethoxy)methane	ppm	0.258	0.236	77.4	48-108	8.93	23	L404242-05	WG423526
Bis(2-chloroethyl)ether	ppm	0.257	0.201	77.3	36-115	24.5	30	L404242-05	WG423526
Bis(2-chloroisopropyl)ether	ppm	0.277	0.228	83.1	44-109	19.3	27	L404242-05	WG423526
Bis(2-ethylhexyl)phthalate	ppm	0.317	0.278	95.2	40-128	13.2	34	L404242-05	WG423526
Chrysene	ppm	0.289	0.244	86.8	39-119	17.1	31	L404242-05	WG423526
Di-n-butyl phthalate	ppm	0.287	0.266	86.2	49-121	7.48	22	L404242-05	WG423526
Di-n-octyl phthalate	ppm	0.242	0.267	72.7	40-132	9.93	27	L404242-05	WG423526
Dibenz(a,h)anthracene	ppm	0.217	0.249	65.1	29-123	13.9	30	L404242-05	WG423526
Diethyl phthalate	ppm	0.282	0.254	84.7	51-113	10.4	21	L404242-05	WG423526
Dimethyl phthalate	ppm	0.276	0.257	82.8	54-108	7.07	23	L404242-05	WG423526
Fluoranthene	ppm	0.281	0.276	84.3	23-143	1.57	29	L404242-05	WG423526
Fluorene	ppm	0.300	0.274	90.1	53-107	9.01	22	L404242-05	WG423526
Hexachloro-1,3-butadiene	ppm	0.279	0.267	83.9	39-113	4.58	26	L404242-05	WG423526
Hexachlorobenzene	ppm	0.270	0.236	81.0	49-108	13.2	27	L404242-05	WG423526
Hexachlorocyclopentadiene	ppm	0.229	0.214	68.7	10-131	6.84	39	L404242-05	WG423526
Hexachloroethane	ppm	0.278	0.220	83.5	25-118	23.1	35	L404242-05	WG423526
Indeno(1,2,3-cd)pyrene	ppm	0.213	0.254	64.0	28-125	17.6	32	L404242-05	WG423526
Isophorone	ppm	0.262	0.230	78.8	51-115	13.3	22	L404242-05	WG423526
n-Nitrosodi-n-propylamine	ppm	0.256	0.220	76.7	54-110	14.9	23	L404242-05	WG423526
n-Nitrosodimethylamine	ppm	0.294	0.241	88.2	20-116	19.8	38	L404242-05	WG423526
n-Nitrosodiphenylamine	ppm	0.273	0.233	82.1	54-138	15.7	26	L404242-05	WG423526
Naphthalene	ppm	0.270	0.227	80.9	41-100	17.2	26	L404242-05	WG423526
Nitrobenzene	ppm	0.247	0.217	74.1	40-102	12.6	24	L404242-05	WG423526
Pentachlorophenol	ppm	0.319	0.289	95.9	10-146	9.88	35	L404242-05	WG423526
Phenanthrene	ppm	0.279	0.261	83.7	37-125	6.39	27	L404242-05	WG423526
Phenol	ppm	0.273	0.241	81.9	52-111	12.2	22	L404242-05	WG423526

* Performance of this Analyte is outside of established criteria.

For additional information, please see Attachment A 'List of Analytes with QC Qualifiers.'



**ENVIRONMENTAL
SCIENCE CORP.**

12065 Lebanon Rd.
Mt. Juliet, TN 37122
(615) 758-5858
1-800-767-5859
Fax (615) 758-5859

Tax I.D. 62-0814289

Est. 1970

SLR International Corp. - West Linn, OR
Chris Kramer
1800 Blankenship Road, Suite 440
West Linn, OR 97068

Quality Assurance Report
Level II

June 11, 2009

L403630

Analyte	Units	MSD	Matrix Spike Duplicate		Limit	RPD	Limit Ref	Samp	Batch
			Ref	%Rec					
Pyrene	ppm	0.319	0.247	95.7	22-151	25.4	38	L404242-05	WG423526
2,4,6-Tribromophenol				94.49	25-137				WG423526
2-Fluorobiphenyl				80.03	30-120				WG423526
2-Fluorophenol				88.83	26-130				WG423526
Nitrobenzene-d5				81.00	18-119				WG423526
Phenol-d5				85.23	37-141				WG423526
p-Terphenyl-d14				98.95	23-143				WG423526
1,1,1,2-Tetrachloroethane	mg/l	0.598	0.626	95.7	45-152	4.55	21	L403957-01	WG423629
1,1,1-Trichloroethane	mg/l	0.535	0.558	85.7	31-161	4.19	23	L403957-01	WG423629
1,1,2,2-Tetrachloroethane	mg/l	0.583	0.510	93.3	49-149	13.4	22	L403957-01	WG423629
1,1,2-Trichloroethane	mg/l	0.575	0.511	91.9	46-145	11.8	20	L403957-01	WG423629
1,1,2-Trichloro-1,2,2-trifluoroethane	mg/l	0.574	0.601	40.7	14-168	4.46	24	L403957-01	WG423629
1,1-Dichloroethane	mg/l	0.546	0.563	87.3	30-159	3.10	21	L403957-01	WG423629
1,1-Dichloroethene	mg/l	0.526	0.567	80.8	10-162	7.63	23	L403957-01	WG423629
1,1-Dichloropropene	mg/l	0.510	0.540	81.6	14-162	5.65	23	L403957-01	WG423629
1,2,3-Trichlorobenzene	mg/l	0.631	0.529	101.	32-143	17.6	33	L403957-01	WG423629
1,2,3-Trichloropropane	mg/l	0.634	0.559	101.	48-148	12.5	23	L403957-01	WG423629
1,2,3-Trimethylbenzene	mg/l	0.571	0.602	91.4	36-141	5.28	25	L403957-01	WG423629
1,2,4-Trichlorobenzene	mg/l	0.615	0.547	98.4	27-142	11.7	30	L403957-01	WG423629
1,2,4-Trimethylbenzene	mg/l	0.571	0.584	91.4	29-153	2.19	27	L403957-01	WG423629
1,2-Dibromo-3-Chloropropane	mg/l	0.511	0.489	81.7	37-148	4.23	27	L403957-01	WG423629
1,2-Dibromoethane	mg/l	0.568	0.491	90.8	41-149	14.4	21	L403957-01	WG423629
1,2-Dichlorobenzene	mg/l	0.579	0.580	92.7	40-139	0.024	23	L403957-01	WG423629
1,2-Dichloroethane	mg/l	0.584	0.523	93.4	29-167	11.1	21	L403957-01	WG423629
1,2-Dichloropropane	mg/l	0.551	0.539	88.1	39-148	2.03	20	L403957-01	WG423629
1,3,5-Trimethylbenzene	mg/l	0.567	0.588	90.8	33-149	3.58	26	L403957-01	WG423629
1,3-Dichlorobenzene	mg/l	0.576	0.574	92.1	32-148	0.223	24	L403957-01	WG423629
1,3-Dichloropropane	mg/l	0.550	0.489	88.1	44-142	11.9	20	L403957-01	WG423629
1,4-Dichlorobenzene	mg/l	0.561	0.568	89.7	32-136	1.23	23	L403957-01	WG423629
2,2-Dichloropropane	mg/l	0.548	0.576	87.8	14-158	4.83	23	L403957-01	WG423629
2-Butanone (MEK)	mg/l	2.80	2.47	89.4	32-151	12.4	26	L403957-01	WG423629
2-Chloroethyl vinyl ether	mg/l	1.73	1.53	55.4	0-175	12.6	75	L403957-01	WG423629
2-Chlorotoluene	mg/l	0.553	0.563	88.5	35-147	1.66	24	L403957-01	WG423629
2-Hexanone	mg/l	3.05	2.53	97.5	41-155	18.6	28	L403957-01	WG423629
4-Chlorotoluene	mg/l	0.547	0.549	87.6	33-147	0.317	25	L403957-01	WG423629
4-Methyl-2-pentanone (MIBK)	mg/l	3.05	2.62	97.7	40-160	15.0	28	L403957-01	WG423629
Acetone	mg/l	2.49	2.84	79.6	25-157	13.3	26	L403957-01	WG423629
Acrylonitrile	mg/l	2.91	2.84	93.3	37-162	2.60	24	L403957-01	WG423629
Benzene	mg/l	0.544	0.553	87.1	16-158	1.50	21	L403957-01	WG423629
Bromobenzene	mg/l	0.549	0.527	87.9	37-147	4.07	23	L403957-01	WG423629
Bromochloromethane	mg/l	0.580	0.548	92.8	36-154	5.74	21	L403957-01	WG423629
Bromodichloromethane	mg/l	0.578	0.564	92.5	45-147	2.49	20	L403957-01	WG423629
Bromoform	mg/l	0.640	0.548	102.	38-152	15.4	20	L403957-01	WG423629
Bromomethane	mg/l	0.578	0.613	92.5	0-191	5.85	35	L403957-01	WG423629
Carbon disulfide	mg/l	0.475	0.541	75.9	10-166	13.0	25	L403957-01	WG423629
Carbon tetrachloride	mg/l	0.484	0.508	77.4	22-168	4.83	24	L403957-01	WG423629
Chlorobenzene	mg/l	0.544	0.556	87.0	33-148	2.10	22	L403957-01	WG423629
Chlorodibromomethane	mg/l	0.609	0.563	97.4	48-151	7.78	21	L403957-01	WG423629
Chloroethane	mg/l	0.543	0.577	86.9	4-176	5.98	27	L403957-01	WG423629
Chloroform	mg/l	0.514	0.526	82.2	37-147	2.32	21	L403957-01	WG423629
Chloromethane	mg/l	0.542	0.582	86.7	10-174	7.14	28	L403957-01	WG423629
cis-1,2-Dichloroethene	mg/l	0.742	0.766	89.9	29-156	3.13	22	L403957-01	WG423629
cis-1,3-Dichloropropene	mg/l	0.583	0.535	93.3	35-148	8.66	21	L403957-01	WG423629
Di-isopropyl ether	mg/l	0.573	0.590	91.7	39-160	2.94	21	L403957-01	WG423629
Dibromomethane	mg/l	0.566	0.517	90.6	36-152	9.13	20	L403957-01	WG423629
Dichlorodifluoromethane	mg/l	0.528	0.562	84.5	0-200	6.18	26	L403957-01	WG423629
Ethylbenzene	mg/l	0.535	0.569	85.5	29-150	6.25	24	L403957-01	WG423629

* Performance of this Analyte is outside of established criteria.

For additional information, please see Attachment A 'List of Analytes with QC Qualifiers.'



**ENVIRONMENTAL
SCIENCE CORP.**

12065 Lebanon Rd.
Mt. Juliet, TN 37122
(615) 758-5858
1-800-767-5859
Fax (615) 758-5859

Tax I.D. 62-0814289

Est. 1970

SLR International Corp. - West Linn, OR
Chris Kramer
1800 Blankenship Road, Suite 440
West Linn, OR 97068

Quality Assurance Report
Level II

June 11, 2009

L403630

Analyte	Units	MSD	Matrix Spike Duplicate		Limit	RPD	Limit Ref	Samp	Batch
			Ref	%Rec					
Hexachloro-1,3-butadiene	mg/l	0.539	0.559	86.2	28-144	3.59	33	L403957-01	WG423629
Iodomethane	mg/l	2.66	2.80	85.2	9-169	5.15	27	L403957-01	WG423629
Isopropylbenzene	mg/l	0.552	0.580	88.3	35-147	4.97	25	L403957-01	WG423629
Methyl tert-butyl ether	mg/l	0.604	0.560	96.7	24-167	7.60	22	L403957-01	WG423629
Methylene Chloride	mg/l	0.570	0.575	91.1	23-151	0.930	21	L403957-01	WG423629
n-Butylbenzene	mg/l	0.549	0.586	87.8	22-151	6.55	29	L403957-01	WG423629
n-Hexane	mg/l	0.468	0.468	74.8	10-176	0.078	23	L403957-01	WG423629
n-Propylbenzene	mg/l	0.535	0.552	85.5	26-150	3.12	25	L403957-01	WG423629
Naphthalene	mg/l	0.632	0.530	101.	24-160	17.6	37	L403957-01	WG423629
p-Isopropyltoluene	mg/l	0.567	0.585	90.7	28-151	3.11	27	L403957-01	WG423629
sec-Butylbenzene	mg/l	0.563	0.577	90.0	32-149	2.52	26	L403957-01	WG423629
Styrene	mg/l	0.572	0.562	91.5	38-149	1.74	23	L403957-01	WG423629
tert-Butylbenzene	mg/l	0.572	0.598	91.5	36-149	4.46	26	L403957-01	WG423629
Tetrachloroethene	mg/l	2.85	3.09	72.3	13-157	8.02	24	L403957-01	WG423629
Toluene	mg/l	0.532	0.536	82.8	22-152	0.894	22	L403957-01	WG423629
trans-1,2-Dichloroethene	mg/l	0.514	0.568	82.2	11-160	10.0	23	L403957-01	WG423629
trans-1,3-Dichloropropene	mg/l	0.570	0.484	91.1	33-153	16.2	22	L403957-01	WG423629
trans-1,4-Dichloro-2-butene	mg/l	0.588	0.476	94.0	19-151	21.0	29	L403957-01	WG423629
Trichloroethene	mg/l	0.799	0.841	84.6	18-163	5.11	21	L403957-01	WG423629
Trichlorofluoromethane	mg/l	0.539	0.566	86.3	10-177	4.83	24	L403957-01	WG423629
Vinyl acetate	mg/l	2.28	1.93	72.9	0-196	16.8	26	L403957-01	WG423629
Vinyl chloride	mg/l	0.516	0.558	82.6	0-179	7.71	26	L403957-01	WG423629
4-Bromofluorobenzene				99.84	75-128				WG423629
Dibromofluoromethane				103.3	79-125				WG423629
Toluene-d8				101.7	87-114				WG423629
Antimony	mg/kg	14.0	13.3	28*	75-125	5.13	20	L403959-09	WG423453
Arsenic	mg/kg	51.0	45.6	93.2	75-125	11.2	20	L403959-09	WG423453
Cadmium	mg/kg	47.8	46.2	95.3	75-125	3.40	20	L403959-09	WG423453
Chromium	mg/kg	72.6	67.8	93.2	75-125	6.84	20	L403959-09	WG423453
Copper	mg/kg	53.2	51.3	97.0	75-125	3.64	20	L403959-09	WG423453
Lead	mg/kg	63.8	53.2	108.	75-125	18.1	20	L403959-09	WG423453
Nickel	mg/kg	64.4	60.4	96.8	75-125	6.41	20	L403959-09	WG423453
Selenium	mg/kg	49.4	46.4	84.6	75-125	6.26	20	L403959-09	WG423453
Silver	mg/kg	47.7	46.1	94.0	75-125	3.41	20	L403959-09	WG423453
Thallium	mg/kg	58.3	55.5	101.	75-125	4.92	20	L403959-09	WG423453
Zinc	mg/kg	79.8	77.7	93.6	75-125	2.67	20	L403959-09	WG423453
1,2,4-Trichlorobenzene	ppm	0.0080	0.0085	80.0	18-105	7.16	50	L404682-02	WG424196
2,4-Dinitrotoluene	ppm	0.0116	0.0118	116.	32-137	1.91	36	L404682-02	WG424196
2,6-Dinitrotoluene	ppm	0.0110	0.0113	110.	35-123	2.69	37	L404682-02	WG424196
2-Chloronaphthalene	ppm	0.0098	0.0101	98.1	33-109	3.06	39	L404682-02	WG424196
2-Methylnaphthalene	ppm	0.0101	0.0097	101.	21-125	3.37	42	L404682-02	WG424196
3,3-Dichlorobenzidine	ppm	0.0108	0.0113	108.	10-135	5.19	40	L404682-02	WG424196
4-Bromophenyl-phenylether	ppm	0.0090	0.0087	90.0	35-102	2.76	23	L404682-02	WG424196
4-Chlorophenyl-phenylether	ppm	0.0099	0.0103	99.7	39-116	3.03	32	L404682-02	WG424196
Acenaphthene	ppm	0.0099	0.0103	99.0	39-112	3.94	37	L404682-02	WG424196
Acenaphthylene	ppm	0.0107	0.0113	107.	37-114	5.32	35	L404682-02	WG424196
Anthracene	ppm	0.0123	0.0126	123.	44-136	2.42	24	L404682-02	WG424196
Benzidine	ppm	0.0010	0.0009	10.4	0-25	11.1	50	L404682-02	WG424196
Benzo(a)anthracene	ppm	0.0120	0.0128	119.966*	43-117	6.28	25	L404682-02	WG424196
Benzo(a)pyrene	ppm	0.0105	0.0107	105.	33-137	2.33	34	L404682-02	WG424196
Benzo(b)fluoranthene	ppm	0.0083	0.0091	83.6	35-128	9.18	50	L404682-02	WG424196
Benzo(g,h,i)perylene	ppm	0.0076	0.0083	76.7	10-139	8.92	50	L404682-02	WG424196
Benzo(k)fluoranthene	ppm	0.0098	0.0092	98.3	36-119	6.23	40	L404682-02	WG424196
Benzylbutyl phthalate	ppm	0.0077	0.0096	77.2	47-121	22.2	28	L404682-02	WG424196
Bis(2-chlorethoxy)methane	ppm	0.0099	0.0103	99.6	21-135	3.47	39	L404682-02	WG424196

* Performance of this Analyte is outside of established criteria.

For additional information, please see Attachment A 'List of Analytes with QC Qualifiers.'



**ENVIRONMENTAL
SCIENCE CORP.**

12065 Lebanon Rd.
Mt. Juliet, TN 37122
(615) 758-5858
1-800-767-5859
Fax (615) 758-5859

Tax I.D. 62-0814289

Est. 1970

SLR International Corp. - West Linn, OR
Chris Kramer

1800 Blankenship Road, Suite 440

Quality Assurance Report
Level II

West Linn, OR 97068

June 11, 2009

L403630

Analyte	Units	MSD	Matrix Spike Duplicate		Limit	RPD	Limit Ref	Samp	Batch
			Ref	%Rec					
Bis(2-chloroethyl)ether	ppm	0.0077	0.0084	77.2	10-134	9.01	50	L404682-02	WG424196
Bis(2-chloroisopropyl)ether	ppm	0.0090	0.0090	90.5	14-124	0.479	40	L404682-02	WG424196
Bis(2-ethylhexyl)phthalate	ppm	0.0060	0.0060	60.2	10-115	0.279	33	L404682-02	WG424196
Chrysene	ppm	0.0121	0.0123	121.435*	41-117	0.998	24	L404682-02	WG424196
Di-n-butyl phthalate	ppm	0.0093	0.0103	93.9	46-121	8.85	27	L404682-02	WG424196
Di-n-octyl phthalate	ppm	0.0053	0.0052	53.7	22-109	2.80	31	L404682-02	WG424196
Dibenz(a,h)anthracene	ppm	0.0073	0.0078	73.7	10-145	6.03	50	L404682-02	WG424196
Diethyl phthalate	ppm	0.0076	0.0085	76.6	23-132	10.5	35	L404682-02	WG424196
Dimethyl phthalate	ppm	0.0048	0.0062	48.4	42-107	25.1	27	L404682-02	WG424196
Fluoranthene	ppm	0.0121	0.0124	121.	36-130	2.37	27	L404682-02	WG424196
Fluorene	ppm	0.0104	0.0108	104.	37-120	4.26	30	L404682-02	WG424196
Hexachloro-1,3-butadiene	ppm	0.0092	0.0089	92.0	16-118	2.66	50	L404682-02	WG424196
Hexachlorobenzene	ppm	0.0106	0.0110	106.	41-114	3.87	28	L404682-02	WG424196
Hexachlorocyclopentadiene	ppm	0.0064	0.0074	64.6	0-132	14.4	50	L404682-02	WG424196
Hexachloroethane	ppm	0.0066	0.0069	66.4	10-125	4.35	50	L404682-02	WG424196
Indeno(1,2,3-cd)pyrene	ppm	0.0075	0.0081	75.6	10-138	7.72	50	L404682-02	WG424196
Isophorone	ppm	0.0099	0.0104	99.3	32-131	4.71	38	L404682-02	WG424196
n-Nitrosodi-n-propylamine	ppm	0.0100	0.0099	100.	20-145	0.983	43	L404682-02	WG424196
n-Nitrosodimethylamine	ppm	0.0033	0.0034	33.4	0-75	2.10	50	L404682-02	WG424196
n-Nitrosodiphenylamine	ppm	0.0105	0.0105	105.	10-171	0.232	34	L404682-02	WG424196
Naphthalene	ppm	0.0095	0.0094	95.3	14-114	0.820	50	L404682-02	WG424196
Nitrobenzene	ppm	0.0086	0.0095	86.7	14-122	9.41	46	L404682-02	WG424196
Phenanthrene	ppm	0.0113	0.0113	113.	38-121	0.521	26	L404682-02	WG424196
Pyrene	ppm	0.0127	0.0134	127.	27-136	5.17	33	L404682-02	WG424196
2,4,6-Tribromophenol				95.15	10-148				WG424196
2-Fluorobiphenyl				90.49	26-122				WG424196
2-Fluorophenol				45.50	10-87				WG424196
Nitrobenzene-d5				84.53	12-120				WG424196
Phenol-d5				30.71	10-67				WG424196
p-Terphenyl-d14				142.8	34-149				WG424196
Mercury	mg/l	0.0027	0.0027	92.3	70-130	0.360	20	L404245-06	WG425445
Beryllium	mg/l	1.12	1.11	99.0	75-125	0.897	20	L406275-02	WG425439
Cadmium	mg/l	1.09	1.10	96.5	75-125	0.913	20	L406275-02	WG425439
Chromium	mg/l	1.08	1.08	95.1	75-125	0.00	20	L406275-02	WG425439
Copper	mg/l	1.11	1.11	98.2	75-125	0.00	20	L406275-02	WG425439
Lead	mg/l	1.10	1.05	97.3	75-125	4.65	20	L406275-02	WG425439
Nickel	mg/l	1.10	1.05	97.3	75-125	4.65	20	L406275-02	WG425439
Selenium	mg/l	1.10	1.06	96.2	75-125	3.70	20	L406275-02	WG425439
Silver	mg/l	1.09	1.09	96.5	75-125	0.00	20	L406275-02	WG425439
Zinc	mg/l	1.10	1.09	96.4	75-125	0.913	20	L406275-02	WG425439
Antimony	mg/l	0.0495	0.0505	83.6	75-125	2.00	20	L405944-10	WG425443
Arsenic	mg/l	0.0631	0.0647	81.7	75-125	2.50	20	L405944-10	WG425443
Thallium	mg/l	0.0501	0.0513	87.7	75-125	2.37	20	L405944-10	WG425443

Batch number /Run number / Sample number cross reference

WG422911: R751926: L403630-01 02
 WG422935: R754327: L403630-04
 WG423285: R754330: L403630-03
 WG422990: R754666: L403630-01 02
 WG423494: R754746: L403630-03
 WG422831: R755466: L403630-01 02

* Performance of this Analyte is outside of established criteria.
 For additional information, please see Attachment A 'List of Analytes with QC Qualifiers.'



ENVIRONMENTAL
SCIENCE CORP.

12065 Lebanon Rd.
Mt. Juliet, TN 37122
(615) 758-5858
1-800-767-5859
Fax (615) 758-5859

Tax I.D. 62-0814289

Est. 1970

SLR International Corp. - West Linn, OR
Chris Kramer
1800 Blankenship Road, Suite 440

Quality Assurance Report
Level II

West Linn, OR 97068

L403630

June 11, 2009

WG423156: R755495: L403630-03
WG423529: R756806: L403630-05
WG423525: R757126: L403630-03
WG423651: R758326: L403630-03
WG423526: R759406: L403630-03
WG423629: R759806: L403630-05
WG423453: R760286 R760287: L403630-03 03
WG424196: R764507: L403630-05
WG425445: R777266: L403630-05
WG425439: R777292: L403630-05
WG425443: R779446: L403630-05

* * Calculations are performed prior to rounding of reported values .
* Performance of this Analyte is outside of established criteria.
For additional information, please see Attachment A 'List of Analytes with QC Qualifiers.'



ENVIRONMENTAL
SCIENCE CORP.

12065 Lebanon Rd.
Mt. Juliet, TN 37122
(615) 758-5858
1-800-767-5859
Fax (615) 758-5859

Tax I.D. 62-0814289

Est. 1970

SLR International Corp. - West Linn, OR
Chris Kramer
1800 Blankenship Road, Suite 440

Quality Assurance Report
Level II

West Linn, OR 97068

L403630

June 11, 2009

The data package includes a summary of the analytic results of the quality control samples required by the SW-846 or CWA methods. The quality control samples include a method blank, a laboratory control sample, and the matrix spike/matrix spike duplicate analysis. If a target parameter is outside the method limits, every sample that is effected is flagged with the appropriate qualifier in Appendix B of the analytic report.

Method Blank - an aliquot of reagent water carried through the entire analytic process. The method blank results indicate if any possible contamination exposure during the sample handling, digestion or extraction process, and analysis. Concentrations of target analytes above the reporting limit in the method blank are qualified with the "B" qualifier.

Laboratory Control Sample - is a sample of known concentration that is carried through the digestion/extraction and analysis process. The percent recovery, expressed as a percentage of the theoretical concentration, has statistical control limits indicating that the analytic process is "in control". If a target analyte is outside the control limits for the laboratory control sample or any other control sample, the parameter is flagged with a "J4" qualifier for all effected samples.

Matrix Spike and Matrix Spike Duplicate - is two aliquots of an environmental sample that is spiked with known concentrations of target analytes. The percent recovery of the target analytes also has statistical control limits. If any recoveries that are outside the method control limits, the sample that was selected for matrix spike/matrix spike duplicate analysis is flagged with either a "J5" or a "J6". The relative percent difference (%RPD) between the matrix spike and the matrix spike duplicate recoveries is all calculated. If the RPD is above the method limit, the effected samples are flagged with a "J3" qualifier.



ENVIRONMENTAL
SCIENCE CORP.

12065 Lebanon Rd.
Mt. Juliet, TN 37122
(615) 758-5858
1-800-767-5859
Fax (615) 758-5859

Tax I.D. 62-0814289

Est. 1970

Chris Kramer
SLR International Corp. - West Linn, OR
1800 Blankenship Road, Suite 440

West Linn, OR 97068

Report Summary

Friday June 12, 2009

Report Number: L403960

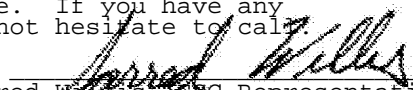
Samples Received: 05/22/09

Client Project: 088.0288.00017

Description: Nord Door Project - Everett, WA

The analytical results in this report are based upon information supplied by you, the client, and are for your exclusive use. If you have any questions regarding this data package, please do not hesitate to call.

Entire Report Reviewed By:


Jarred Willis, ESC Representative

Laboratory Certification Numbers

A2LA - 1461-01, AIHA - 100789, AL - 40660, CA - I-2327, CT - PH-0197, FL - E87487
GA - 923, IN - C-TN-01, KY - 90010, KYUST - 0016, NC - ENV375, DW21704, ND - R-140
NJ - TN002, NJ NELAP - TN002, SC - 84004, TN - 2006, VA - 00109, WV - 233
AZ - 0612, MN - 047-999-395, NY - 11742, WI - 998093910

Accreditation is only applicable to the test methods specified on each scope of accreditation held by ESC Lab Sciences.

This report may not be reproduced, except in full, without written approval from Environmental Science Corp.

Where applicable, sampling conducted by ESC is performed per guidance provided in laboratory standard operating procedures: 060302, 060303, and 060304.



**ENVIRONMENTAL
SCIENCE CORP.**

12065 Lebanon Rd.
Mt. Juliet, TN 37122
(615) 758-5858
1-800-767-5859
Fax (615) 758-5859

Tax I.D. 62-0814289

Est. 1970

REPORT OF ANALYSIS

Chris Kramer
SLR International Corp. - West Linn
1800 Blankenship Road, Suite 440
West Linn, OR 97068

June 12, 2009

Date Received : May 22, 2009
Description : Nord Door Project - Everett, WA
Sample ID : GP-308-2FT
Collected By : CK
Collection Date : 05/20/09 16:10

ESC Sample # : L403960-01
Site ID :
Project # : 088.0288.00017

Parameter	Dry Result	Det. Limit	Units	Method	Date	Dil.
Total Solids	90.6		%	2540G	05/27/09	1
Mercury	0.024	0.022	mg/kg	7471	05/26/09	1
Antimony	1.8	1.1	mg/kg	6010B	05/31/09	1
Arsenic	BDL	1.1	mg/kg	6010B	05/31/09	1
Beryllium	1.0	0.11	mg/kg	6010B	05/31/09	1
Cadmium	0.67	0.28	mg/kg	6010B	05/31/09	1
Chromium	40.	0.55	mg/kg	6010B	05/31/09	1
Copper	4.9	1.1	mg/kg	6010B	05/31/09	1
Lead	2.6	0.28	mg/kg	6010B	05/31/09	1
Nickel	43.	1.1	mg/kg	6010B	05/31/09	1
Selenium	BDL	1.1	mg/kg	6010B	05/31/09	1
Silver	BDL	0.55	mg/kg	6010B	05/31/09	1
Thallium	BDL	1.1	mg/kg	6010B	05/31/09	1
Zinc	24.	1.6	mg/kg	6010B	05/31/09	1
Volatile Organics						
Acetone	BDL	0.055	mg/kg	8260B	05/27/09	1
Acrylonitrile	BDL	0.011	mg/kg	8260B	05/27/09	1
Benzene	BDL	0.0011	mg/kg	8260B	05/27/09	1
Bromobenzene	BDL	0.0011	mg/kg	8260B	05/27/09	1
Bromodichloromethane	BDL	0.0011	mg/kg	8260B	05/27/09	1
Bromoform	BDL	0.0011	mg/kg	8260B	05/27/09	1
Bromomethane	BDL	0.0055	mg/kg	8260B	05/27/09	1
n-Butylbenzene	BDL	0.0011	mg/kg	8260B	05/27/09	1
sec-Butylbenzene	BDL	0.0011	mg/kg	8260B	05/27/09	1
tert-Butylbenzene	BDL	0.0011	mg/kg	8260B	05/27/09	1
Carbon tetrachloride	BDL	0.0011	mg/kg	8260B	05/27/09	1
Chlorobenzene	BDL	0.0011	mg/kg	8260B	05/27/09	1
Chlorodibromomethane	BDL	0.0011	mg/kg	8260B	05/27/09	1
Chloroethane	BDL	0.0055	mg/kg	8260B	05/27/09	1
2-Chloroethyl vinyl ether	BDL	0.055	mg/kg	8260B	05/27/09	1
Chloroform	BDL	0.0055	mg/kg	8260B	05/27/09	1
Chloromethane	BDL	0.0011	mg/kg	8260B	05/27/09	1
2-Chlorotoluene	BDL	0.0011	mg/kg	8260B	05/27/09	1
4-Chlorotoluene	BDL	0.0011	mg/kg	8260B	05/27/09	1
1,2-Dibromo-3-Chloropropane	BDL	0.0055	mg/kg	8260B	05/27/09	1
1,2-Dibromoethane	BDL	0.0011	mg/kg	8260B	05/27/09	1
Dibromomethane	BDL	0.0011	mg/kg	8260B	05/27/09	1
1,2-Dichlorobenzene	BDL	0.0011	mg/kg	8260B	05/27/09	1
1,3-Dichlorobenzene	BDL	0.0011	mg/kg	8260B	05/27/09	1
1,4-Dichlorobenzene	BDL	0.0011	mg/kg	8260B	05/27/09	1
Dichlorodifluoromethane	BDL	0.0055	mg/kg	8260B	05/27/09	1

Results listed are dry weight basis.

BDL - Below Detection Limit

Det. Limit - Practical Quantitation Limit(PQL)

Note:

This report shall not be reproduced, except in full, without the written approval from ESC.
The reported analytical results relate only to the sample submitted



**ENVIRONMENTAL
SCIENCE CORP.**

12065 Lebanon Rd.
Mt. Juliet, TN 37122
(615) 758-5858
1-800-767-5859
Fax (615) 758-5859

Tax I.D. 62-0814289

Est. 1970

REPORT OF ANALYSIS

Chris Kramer
SLR International Corp. - West Linn
1800 Blankenship Road, Suite 440
West Linn, OR 97068

June 12, 2009

Date Received : May 22, 2009
Description : Nord Door Project - Everett, WA
Sample ID : GP-308-2FT
Collected By : CK
Collection Date : 05/20/09 16:10

ESC Sample # : L403960-01
Site ID :
Project # : 088.0288.00017

Parameter	Dry Result	Det. Limit	Units	Method	Date	Dil.
1,1-Dichloroethane	BDL	0.0011	mg/kg	8260B	05/27/09	1
1,2-Dichloroethane	BDL	0.0011	mg/kg	8260B	05/27/09	1
1,1-Dichloroethene	BDL	0.0011	mg/kg	8260B	05/27/09	1
cis-1,2-Dichloroethene	BDL	0.0011	mg/kg	8260B	05/27/09	1
trans-1,2-Dichloroethene	BDL	0.0011	mg/kg	8260B	05/27/09	1
1,2-Dichloropropane	BDL	0.0011	mg/kg	8260B	05/27/09	1
1,1-Dichloropropene	BDL	0.0011	mg/kg	8260B	05/27/09	1
1,3-Dichloropropane	BDL	0.0011	mg/kg	8260B	05/27/09	1
cis-1,3-Dichloropropene	BDL	0.0011	mg/kg	8260B	05/27/09	1
trans-1,3-Dichloropropene	BDL	0.0011	mg/kg	8260B	05/27/09	1
2,2-Dichloropropane	BDL	0.0011	mg/kg	8260B	05/27/09	1
Di-isopropyl ether	BDL	0.0011	mg/kg	8260B	05/27/09	1
Ethylbenzene	BDL	0.0011	mg/kg	8260B	05/27/09	1
Hexachloro-1,3-butadiene	BDL	0.0011	mg/kg	8260B	05/27/09	1
Isopropylbenzene	BDL	0.0011	mg/kg	8260B	05/27/09	1
p-Isopropyltoluene	BDL	0.0011	mg/kg	8260B	05/27/09	1
2-Butanone (MEK)	BDL	0.011	mg/kg	8260B	05/27/09	1
Methylene Chloride	BDL	0.0055	mg/kg	8260B	05/27/09	1
4-Methyl-2-pentanone (MIBK)	BDL	0.011	mg/kg	8260B	05/27/09	1
Methyl tert-butyl ether	BDL	0.0011	mg/kg	8260B	05/27/09	1
Naphthalene	BDL	0.0055	mg/kg	8260B	05/27/09	1
n-Propylbenzene	BDL	0.0011	mg/kg	8260B	05/27/09	1
Styrene	BDL	0.0011	mg/kg	8260B	05/27/09	1
1,1,1,2-Tetrachloroethane	BDL	0.0011	mg/kg	8260B	05/27/09	1
1,1,2,2-Tetrachloroethane	BDL	0.0011	mg/kg	8260B	05/27/09	1
1,1,2-Trichloro-1,2,2-trifluoro	BDL	0.0011	mg/kg	8260B	05/27/09	1
Tetrachloroethene	BDL	0.0011	mg/kg	8260B	05/27/09	1
Toluene	BDL	0.0055	mg/kg	8260B	05/27/09	1
1,2,3-Trichlorobenzene	BDL	0.0011	mg/kg	8260B	05/27/09	1
1,2,4-Trichlorobenzene	BDL	0.0011	mg/kg	8260B	05/27/09	1
1,1,1-Trichloroethane	BDL	0.0011	mg/kg	8260B	05/27/09	1
1,1,2-Trichloroethane	BDL	0.0011	mg/kg	8260B	05/27/09	1
Trichloroethene	BDL	0.0011	mg/kg	8260B	05/27/09	1
Trichlorofluoromethane	BDL	0.0055	mg/kg	8260B	05/27/09	1
1,2,3-Trichloropropane	BDL	0.0011	mg/kg	8260B	05/27/09	1
1,2,4-Trimethylbenzene	BDL	0.0011	mg/kg	8260B	05/27/09	1
1,2,3-Trimethylbenzene	BDL	0.0011	mg/kg	8260B	05/27/09	1
1,3,5-Trimethylbenzene	BDL	0.0011	mg/kg	8260B	05/27/09	1
Vinyl chloride	BDL	0.0011	mg/kg	8260B	05/27/09	1
Xylenes, Total	BDL	0.0033	mg/kg	8260B	05/27/09	1
Surrogate Recovery						
Toluene-d8	99.2		% Rec.	8260B	05/27/09	1
Dibromofluoromethane	95.0		% Rec.	8260B	05/27/09	1
4-Bromofluorobenzene	99.7		% Rec.	8260B	05/27/09	1

Results listed are dry weight basis.

BDL - Below Detection Limit

Det. Limit - Practical Quantitation Limit(PQL)

Note:

This report shall not be reproduced, except in full, without the written approval from ESC.
The reported analytical results relate only to the sample submitted



**ENVIRONMENTAL
SCIENCE CORP.**

12065 Lebanon Rd.
Mt. Juliet, TN 37122
(615) 758-5858
1-800-767-5859
Fax (615) 758-5859

Tax I.D. 62-0814289

Est. 1970

REPORT OF ANALYSIS

Chris Kramer
SLR International Corp. - West Linn
1800 Blankenship Road, Suite 440
West Linn, OR 97068

June 12, 2009

Date Received : May 22, 2009
Description : Nord Door Project - Everett, WA
Sample ID : GP-308-2FT
Collected By : CK
Collection Date : 05/20/09 16:10

ESC Sample # : L403960-01
Site ID :
Project # : 088.0288.00017

Parameter	Dry Result	Det. Limit	Units	Method	Date	Dil.
Gasoline Range (C7-C10)	BDL	4.4	mg/kg	NWTPH-HCID	05/28/09	1
Mineral Spirits	BDL	4.4	mg/kg	NWTPH-HCID	05/28/09	1
Kerosene (C9-C16)	BDL	4.4	mg/kg	NWTPH-HCID	05/28/09	1
Diesel (C7-C26)	BDL	4.4	mg/kg	NWTPH-HCID	05/28/09	1
#6 Fuel Oil (C10-C32)	BDL	4.4	mg/kg	NWTPH-HCID	05/28/09	1
Hydraulic Fluid (C12-C33)	BDL	4.4	mg/kg	NWTPH-HCID	05/28/09	1
Motor Oil (C16-C40)	BDL	11.	mg/kg	NWTPH-HCID	05/28/09	1
Surrogate recovery(%)						
o-Terphenyl	107.		% Rec.	NWTPH-HCID	05/28/09	1
Polychlorinated Biphenyls						
PCB 1016	BDL	0.019	mg/kg	8082	05/27/09	1
PCB 1221	BDL	0.019	mg/kg	8082	05/27/09	1
PCB 1232	BDL	0.019	mg/kg	8082	05/27/09	1
PCB 1242	BDL	0.019	mg/kg	8082	05/27/09	1
PCB 1248	BDL	0.019	mg/kg	8082	05/27/09	1
PCB 1254	BDL	0.019	mg/kg	8082	05/27/09	1
PCB 1260	BDL	0.019	mg/kg	8082	05/27/09	1
PCBs Surrogates						
Decachlorobiphenyl	84.9		% Rec.	8082	05/27/09	1
Tetrachloro-m-xylene	93.2		% Rec.	8082	05/27/09	1
Base/Neutral Extractables						
Acenaphthene	BDL	0.036	mg/kg	8270C	05/27/09	1
Acenaphthylene	BDL	0.036	mg/kg	8270C	05/27/09	1
Anthracene	BDL	0.036	mg/kg	8270C	05/27/09	1
Benzidine	BDL	0.36	mg/kg	8270C	05/27/09	1
Benzo(a)anthracene	BDL	0.036	mg/kg	8270C	05/27/09	1
Benzo(b)fluoranthene	BDL	0.036	mg/kg	8270C	05/27/09	1
Benzo(k)fluoranthene	BDL	0.036	mg/kg	8270C	05/27/09	1
Benzo(g,h,i)perylene	BDL	0.036	mg/kg	8270C	05/27/09	1
Benzo(a)pyrene	BDL	0.036	mg/kg	8270C	05/27/09	1
Bis(2-chlorethoxy)methane	BDL	0.36	mg/kg	8270C	05/27/09	1
Bis(2-chloroethyl)ether	BDL	0.36	mg/kg	8270C	05/27/09	1
Bis(2-chloroisopropyl)ether	BDL	0.36	mg/kg	8270C	05/27/09	1
4-Bromophenyl-phenylether	BDL	0.36	mg/kg	8270C	05/27/09	1
2-Chloronaphthalene	BDL	0.36	mg/kg	8270C	05/27/09	1
4-Chlorophenyl-phenylether	BDL	0.36	mg/kg	8270C	05/27/09	1
Chrysene	BDL	0.036	mg/kg	8270C	05/27/09	1
Dibenz(a,h)anthracene	BDL	0.036	mg/kg	8270C	05/27/09	1
3,3-Dichlorobenzidine	BDL	0.36	mg/kg	8270C	05/27/09	1
2,4-Dinitrotoluene	BDL	0.36	mg/kg	8270C	05/27/09	1
2,6-Dinitrotoluene	BDL	0.36	mg/kg	8270C	05/27/09	1

Results listed are dry weight basis.

BDL - Below Detection Limit

Det. Limit - Practical Quantitation Limit(PQL)

Note:

This report shall not be reproduced, except in full, without the written approval from ESC.
The reported analytical results relate only to the sample submitted



**ENVIRONMENTAL
SCIENCE CORP.**

12065 Lebanon Rd.
Mt. Juliet, TN 37122
(615) 758-5858
1-800-767-5859
Fax (615) 758-5859

Tax I.D. 62-0814289

Est. 1970

REPORT OF ANALYSIS

Chris Kramer
SLR International Corp. - West Linn
1800 Blankenship Road, Suite 440
West Linn, OR 97068

June 12, 2009

Date Received : May 22, 2009
Description : Nord Door Project - Everett, WA
Sample ID : GP-308-2FT
Collected By : CK
Collection Date : 05/20/09 16:10

ESC Sample # : L403960-01

Site ID :

Project # : 088.0288.00017

Parameter	Dry Result	Det. Limit	Units	Method	Date	Dil.
Fluoranthene	BDL	0.036	mg/kg	8270C	05/27/09	1
Fluorene	BDL	0.036	mg/kg	8270C	05/27/09	1
Hexachlorobenzene	BDL	0.36	mg/kg	8270C	05/27/09	1
Hexachloro-1,3-butadiene	BDL	0.36	mg/kg	8270C	05/27/09	1
Hexachlorocyclopentadiene	BDL	0.36	mg/kg	8270C	05/27/09	1
Hexachloroethane	BDL	0.36	mg/kg	8270C	05/27/09	1
Indeno(1,2,3-cd)pyrene	BDL	0.036	mg/kg	8270C	05/27/09	1
Isophorone	BDL	0.36	mg/kg	8270C	05/27/09	1
2-Methylnaphthalene	BDL	0.36	mg/kg	8270C	05/27/09	1
Naphthalene	BDL	0.036	mg/kg	8270C	05/27/09	1
Nitrobenzene	BDL	0.36	mg/kg	8270C	05/27/09	1
n-Nitrosodimethylamine	BDL	0.36	mg/kg	8270C	05/27/09	1
n-Nitrosodiphenylamine	BDL	0.36	mg/kg	8270C	05/27/09	1
n-Nitrosodi-n-propylamine	BDL	0.36	mg/kg	8270C	05/27/09	1
Phenanthrene	BDL	0.036	mg/kg	8270C	05/27/09	1
Benzylbutyl phthalate	BDL	0.36	mg/kg	8270C	05/27/09	1
Bis(2-ethylhexyl)phthalate	BDL	0.36	mg/kg	8270C	05/27/09	1
Di-n-butyl phthalate	BDL	0.36	mg/kg	8270C	05/27/09	1
Diethyl phthalate	BDL	0.36	mg/kg	8270C	05/27/09	1
Dimethyl phthalate	BDL	0.36	mg/kg	8270C	05/27/09	1
Di-n-octyl phthalate	BDL	0.36	mg/kg	8270C	05/27/09	1
Pyrene	BDL	0.036	mg/kg	8270C	05/27/09	1
1,2,4-Trichlorobenzene	BDL	0.36	mg/kg	8270C	05/27/09	1
Acid Extractables						
4-Chloro-3-methylphenol	BDL	0.36	mg/kg	8270C	05/27/09	1
3&4-Methyl Phenol	BDL	0.36	mg/kg	8270C	05/27/09	1
2-Methylphenol	BDL	0.36	mg/kg	8270C	05/27/09	1
2-Chlorophenol	BDL	0.36	mg/kg	8270C	05/27/09	1
2,4-Dichlorophenol	BDL	0.36	mg/kg	8270C	05/27/09	1
2,4-Dimethylphenol	BDL	0.36	mg/kg	8270C	05/27/09	1
4,6-Dinitro-2-methylphenol	BDL	0.36	mg/kg	8270C	05/27/09	1
2,4-Dinitrophenol	BDL	0.36	mg/kg	8270C	05/27/09	1
2-Nitrophenol	BDL	0.36	mg/kg	8270C	05/27/09	1
4-Nitrophenol	BDL	0.36	mg/kg	8270C	05/27/09	1
Pentachlorophenol	BDL	0.36	mg/kg	8270C	05/27/09	1
Phenol	BDL	0.36	mg/kg	8270C	05/27/09	1
2,4,6-Trichlorophenol	BDL	0.36	mg/kg	8270C	05/27/09	1
Surrogate Recovery						
Nitrobenzene-d5	74.7		% Rec.	8270C	05/27/09	1
2-Fluorobiphenyl	83.1		% Rec.	8270C	05/27/09	1
p-Terphenyl-d14	104.		% Rec.	8270C	05/27/09	1
Phenol-d5	78.7		% Rec.	8270C	05/27/09	1
2-Fluorophenol	87.2		% Rec.	8270C	05/27/09	1
2,4,6-Tribromophenol	84.8		% Rec.	8270C	05/27/09	1

Results listed are dry weight basis.

BDL - Below Detection Limit

Det. Limit - Practical Quantitation Limit(PQL)

Note:

This report shall not be reproduced, except in full, without the written approval from ESC.

The reported analytical results relate only to the sample submitted

Reported: 06/11/09 15:32 Revised: 06/12/09 13:29



**ENVIRONMENTAL
SCIENCE CORP.**

12065 Lebanon Rd.
Mt. Juliet, TN 37122
(615) 758-5858
1-800-767-5859
Fax (615) 758-5859

Tax I.D. 62-0814289

Est. 1970

REPORT OF ANALYSIS

Chris Kramer
SLR International Corp. - West Linn
1800 Blankenship Road, Suite 440
West Linn, OR 97068

June 12, 2009

Date Received : May 22, 2009
Description : Nord Door Project - Everett, WA
Sample ID : GP-308-GW
Collected By : CK
Collection Date : 05/20/09 16:50

ESC Sample # : L403960-02
Site ID :
Project # : 088.0288.00017

Parameter	Result	Det. Limit	Units	Method	Date	Dil.
Gasoline Range (C7-C10)	BDL	100	ug/l	NWTPH-HCID	05/27/09	1
Mineral Spirits	BDL	100	ug/l	NWTPH-HCID	05/27/09	1
Kerosene (C9-C16)	BDL	100	ug/l	NWTPH-HCID	05/27/09	1
Diesel (C7-C26)	310	100	ug/l	NWTPH-HCID	05/27/09	1
#6 Fuel Oil (C10-C32)	BDL	100	ug/l	NWTPH-HCID	05/27/09	1
Hydraulic Fluid (C12-C33)	BDL	100	ug/l	NWTPH-HCID	05/27/09	1
Motor Oil (C16-C40)	540	500	ug/l	NWTPH-HCID	05/27/09	1
Surrogate recovery(%) o-Terphenyl	60.6		% Rec.	NWTPH-HCID	05/27/09	1

BDL - Below Detection Limit

Det. Limit - Practical Quantitation Limit(PQL)

Note:

The reported analytical results relate only to the sample submitted.

This report shall not be reproduced, except in full, without the written approval from ESC.

Reported: 06/11/09 15:32 Revised: 06/12/09 13:29



**ENVIRONMENTAL
SCIENCE CORP.**

12065 Lebanon Rd.
Mt. Juliet, TN 37122
(615) 758-5858
1-800-767-5859
Fax (615) 758-5859

Tax I.D. 62-0814289

Est. 1970

REPORT OF ANALYSIS

Chris Kramer
SLR International Corp. - West Linn
1800 Blankenship Road, Suite 440
West Linn, OR 97068

June 12, 2009

Date Received : May 22, 2009
Description : Nord Door Project - Everett, WA
Sample ID : GP-309-5FT
Collected By : CK
Collection Date : 05/20/09 17:00

ESC Sample # : L403960-03
Site ID :
Project # : 088.0288.00017

Parameter	Dry Result	Det. Limit	Units	Method	Date	Dil.
Total Solids	94.0		%	2540G	05/27/09	1
Mercury	BDL	0.021	mg/kg	7471	05/26/09	1
Antimony	2.2	1.1	mg/kg	6010B	05/31/09	1
Arsenic	BDL	5.3	mg/kg	6010B	06/01/09	5
Beryllium	1.1	0.11	mg/kg	6010B	05/31/09	1
Cadmium	0.71	0.26	mg/kg	6010B	05/31/09	1
Chromium	34.	0.53	mg/kg	6010B	05/31/09	1
Copper	9.9	1.1	mg/kg	6010B	05/31/09	1
Lead	2.2	0.26	mg/kg	6010B	05/31/09	1
Nickel	40.	1.1	mg/kg	6010B	05/31/09	1
Selenium	BDL	1.1	mg/kg	6010B	05/31/09	1
Silver	BDL	0.53	mg/kg	6010B	05/31/09	1
Thallium	BDL	5.3	mg/kg	6010B	06/01/09	5
Zinc	23.	1.6	mg/kg	6010B	05/31/09	1
Volatile Organics						
Acetone	0.057	0.053	mg/kg	8260B	06/08/09	1
Acrylonitrile	BDL	0.011	mg/kg	8260B	06/08/09	1
Benzene	BDL	0.0011	mg/kg	8260B	06/08/09	1
Bromobenzene	BDL	0.0011	mg/kg	8260B	06/08/09	1
Bromodichloromethane	BDL	0.0011	mg/kg	8260B	06/08/09	1
Bromoform	BDL	0.0011	mg/kg	8260B	06/08/09	1
Bromomethane	BDL	0.0053	mg/kg	8260B	06/08/09	1
n-Butylbenzene	BDL	0.0011	mg/kg	8260B	06/08/09	1
sec-Butylbenzene	BDL	0.0011	mg/kg	8260B	06/08/09	1
tert-Butylbenzene	BDL	0.0011	mg/kg	8260B	06/08/09	1
Carbon tetrachloride	BDL	0.0011	mg/kg	8260B	06/08/09	1
Chlorobenzene	BDL	0.0011	mg/kg	8260B	06/08/09	1
Chlorodibromomethane	BDL	0.0011	mg/kg	8260B	06/08/09	1
Chloroethane	BDL	0.0053	mg/kg	8260B	06/08/09	1
2-Chloroethyl vinyl ether	BDL	0.053	mg/kg	8260B	06/08/09	1
Chloroform	BDL	0.0053	mg/kg	8260B	06/08/09	1
Chloromethane	BDL	0.0011	mg/kg	8260B	06/08/09	1
2-Chlorotoluene	BDL	0.0011	mg/kg	8260B	06/08/09	1
4-Chlorotoluene	BDL	0.0011	mg/kg	8260B	06/08/09	1
1,2-Dibromo-3-Chloropropane	BDL	0.0053	mg/kg	8260B	06/08/09	1
1,2-Dibromoethane	BDL	0.0011	mg/kg	8260B	06/08/09	1
Dibromomethane	BDL	0.0011	mg/kg	8260B	06/08/09	1
1,2-Dichlorobenzene	BDL	0.0011	mg/kg	8260B	06/08/09	1
1,3-Dichlorobenzene	BDL	0.0011	mg/kg	8260B	06/08/09	1
1,4-Dichlorobenzene	BDL	0.0011	mg/kg	8260B	06/08/09	1
Dichlorodifluoromethane	BDL	0.0053	mg/kg	8260B	06/08/09	1

Results listed are dry weight basis.

BDL - Below Detection Limit

Det. Limit - Practical Quantitation Limit(PQL)

Note:

This report shall not be reproduced, except in full, without the written approval from ESC.

The reported analytical results relate only to the sample submitted

L403960-03 (SV8270BNA) - Dilution due to matrix



**ENVIRONMENTAL
SCIENCE CORP.**

12065 Lebanon Rd.
Mt. Juliet, TN 37122
(615) 758-5858
1-800-767-5859
Fax (615) 758-5859

Tax I.D. 62-0814289

Est. 1970

REPORT OF ANALYSIS

Chris Kramer
SLR International Corp. - West Linn
1800 Blankenship Road, Suite 440
West Linn, OR 97068

June 12, 2009

Date Received : May 22, 2009
Description : Nord Door Project - Everett, WA
Sample ID : GP-309-5FT
Collected By : CK
Collection Date : 05/20/09 17:00

ESC Sample # : L403960-03
Site ID :
Project # : 088.0288.00017

Parameter	Dry Result	Det. Limit	Units	Method	Date	Dil.
1,1-Dichloroethane	BDL	0.0011	mg/kg	8260B	06/08/09	1
1,2-Dichloroethane	BDL	0.0011	mg/kg	8260B	06/08/09	1
1,1-Dichloroethene	BDL	0.0011	mg/kg	8260B	06/08/09	1
cis-1,2-Dichloroethene	BDL	0.0011	mg/kg	8260B	06/08/09	1
trans-1,2-Dichloroethene	BDL	0.0011	mg/kg	8260B	06/08/09	1
1,2-Dichloropropane	BDL	0.0011	mg/kg	8260B	06/08/09	1
1,1-Dichloropropene	BDL	0.0011	mg/kg	8260B	06/08/09	1
1,3-Dichloropropane	BDL	0.0011	mg/kg	8260B	06/08/09	1
cis-1,3-Dichloropropene	BDL	0.0011	mg/kg	8260B	06/08/09	1
trans-1,3-Dichloropropene	BDL	0.0011	mg/kg	8260B	06/08/09	1
2,2-Dichloropropane	BDL	0.0011	mg/kg	8260B	06/08/09	1
Di-isopropyl ether	BDL	0.0011	mg/kg	8260B	06/08/09	1
Ethylbenzene	BDL	0.0011	mg/kg	8260B	06/08/09	1
Hexachloro-1,3-butadiene	BDL	0.0011	mg/kg	8260B	06/08/09	1
Isopropylbenzene	BDL	0.0011	mg/kg	8260B	06/08/09	1
p-Isopropyltoluene	BDL	0.0011	mg/kg	8260B	06/08/09	1
2-Butanone (MEK)	BDL	0.011	mg/kg	8260B	06/08/09	1
Methylene Chloride	BDL	0.0053	mg/kg	8260B	06/08/09	1
4-Methyl-2-pentanone (MIBK)	BDL	0.011	mg/kg	8260B	06/08/09	1
Methyl tert-butyl ether	BDL	0.0011	mg/kg	8260B	06/08/09	1
Naphthalene	BDL	0.0053	mg/kg	8260B	06/08/09	1
n-Propylbenzene	BDL	0.0011	mg/kg	8260B	06/08/09	1
Styrene	BDL	0.0011	mg/kg	8260B	06/08/09	1
1,1,1,2-Tetrachloroethane	BDL	0.0011	mg/kg	8260B	06/08/09	1
1,1,2,2-Tetrachloroethane	BDL	0.0011	mg/kg	8260B	06/08/09	1
1,1,2-Trichloro-1,2,2-trifluoro	BDL	0.0011	mg/kg	8260B	06/08/09	1
Tetrachloroethene	BDL	0.0011	mg/kg	8260B	06/08/09	1
Toluene	BDL	0.0053	mg/kg	8260B	06/08/09	1
1,2,3-Trichlorobenzene	BDL	0.0011	mg/kg	8260B	06/08/09	1
1,2,4-Trichlorobenzene	BDL	0.0011	mg/kg	8260B	06/08/09	1
1,1,1-Trichloroethane	BDL	0.0011	mg/kg	8260B	06/08/09	1
1,1,2-Trichloroethane	BDL	0.0011	mg/kg	8260B	06/08/09	1
Trichloroethene	BDL	0.0011	mg/kg	8260B	06/08/09	1
Trichlorofluoromethane	BDL	0.0053	mg/kg	8260B	06/08/09	1
1,2,3-Trichloropropane	BDL	0.0011	mg/kg	8260B	06/08/09	1
1,2,4-Trimethylbenzene	BDL	0.0011	mg/kg	8260B	06/08/09	1
1,2,3-Trimethylbenzene	BDL	0.0011	mg/kg	8260B	06/08/09	1
1,3,5-Trimethylbenzene	BDL	0.0011	mg/kg	8260B	06/08/09	1
Vinyl chloride	BDL	0.0011	mg/kg	8260B	06/08/09	1
Xylenes, Total	BDL	0.0032	mg/kg	8260B	06/08/09	1
Surrogate Recovery						
Toluene-d8	96.4		% Rec.	8260B	06/08/09	1
Dibromofluoromethane	97.4		% Rec.	8260B	06/08/09	1
4-Bromofluorobenzene	96.3		% Rec.	8260B	06/08/09	1

Results listed are dry weight basis.

BDL - Below Detection Limit

Det. Limit - Practical Quantitation Limit(PQL)

Note:

This report shall not be reproduced, except in full, without the written approval from ESC.

The reported analytical results relate only to the sample submitted

L403960-03 (SV8270BNA) - Dilution due to matrix



**ENVIRONMENTAL
SCIENCE CORP.**

12065 Lebanon Rd.
Mt. Juliet, TN 37122
(615) 758-5858
1-800-767-5859
Fax (615) 758-5859

Tax I.D. 62-0814289

Est. 1970

REPORT OF ANALYSIS

Chris Kramer
SLR International Corp. - West Linn
1800 Blankenship Road, Suite 440
West Linn, OR 97068

June 12, 2009

Date Received : May 22, 2009
Description : Nord Door Project - Everett, WA
Sample ID : GP-309-5FT
Collected By : CK
Collection Date : 05/20/09 17:00

ESC Sample # : L403960-03
Site ID :
Project # : 088.0288.00017

Parameter	Dry Result	Det. Limit	Units	Method	Date	Dil.
Gasoline Range (C7-C10)	BDL	4.2	mg/kg	NWTPH-HCID	05/28/09	1
Mineral Spirits	BDL	4.2	mg/kg	NWTPH-HCID	05/28/09	1
Kerosene (C9-C16)	BDL	4.2	mg/kg	NWTPH-HCID	05/28/09	1
Diesel (C7-C26)	BDL	4.2	mg/kg	NWTPH-HCID	05/28/09	1
#6 Fuel Oil (C10-C32)	BDL	4.2	mg/kg	NWTPH-HCID	05/28/09	1
Hydraulic Fluid (C12-C33)	BDL	4.2	mg/kg	NWTPH-HCID	05/28/09	1
Motor Oil (C16-C40)	BDL	11.	mg/kg	NWTPH-HCID	05/28/09	1
Surrogate recovery(%)						
o-Terphenyl	98.7		% Rec.	NWTPH-HCID	05/28/09	1
Polychlorinated Biphenyls						
PCB 1016	BDL	0.018	mg/kg	8082	05/27/09	1
PCB 1221	BDL	0.018	mg/kg	8082	05/27/09	1
PCB 1232	BDL	0.018	mg/kg	8082	05/27/09	1
PCB 1242	BDL	0.018	mg/kg	8082	05/27/09	1
PCB 1248	BDL	0.018	mg/kg	8082	05/27/09	1
PCB 1254	BDL	0.018	mg/kg	8082	05/27/09	1
PCB 1260	BDL	0.018	mg/kg	8082	05/27/09	1
PCBs Surrogates						
Decachlorobiphenyl	93.9		% Rec.	8082	05/27/09	1
Tetrachloro-m-xylene	104.		% Rec.	8082	05/27/09	1
Base/Neutral Extractables						
Acenaphthene	BDL	0.035	mg/kg	8270C	05/28/09	1
Acenaphthylene	BDL	0.035	mg/kg	8270C	05/28/09	1
Anthracene	BDL	0.18	mg/kg	8270C	05/29/09	5
Benzidine	BDL	0.35	mg/kg	8270C	05/28/09	1
Benzo(a)anthracene	BDL	0.035	mg/kg	8270C	05/28/09	1
Benzo(b)fluoranthene	BDL	0.035	mg/kg	8270C	05/28/09	1
Benzo(k)fluoranthene	BDL	0.035	mg/kg	8270C	05/28/09	1
Benzo(g,h,i)perylene	BDL	0.035	mg/kg	8270C	05/28/09	1
Benzo(a)pyrene	BDL	0.035	mg/kg	8270C	05/28/09	1
Bis(2-chlorethoxy)methane	BDL	0.35	mg/kg	8270C	05/28/09	1
Bis(2-chloroethyl)ether	BDL	0.35	mg/kg	8270C	05/28/09	1
Bis(2-chloroisopropyl)ether	BDL	0.35	mg/kg	8270C	05/28/09	1
4-Bromophenyl-phenylether	BDL	1.8	mg/kg	8270C	05/29/09	5
2-Chloronaphthalene	BDL	0.35	mg/kg	8270C	05/28/09	1
4-Chlorophenyl-phenylether	BDL	0.35	mg/kg	8270C	05/28/09	1
Chrysene	BDL	0.035	mg/kg	8270C	05/28/09	1
Dibenz(a,h)anthracene	BDL	0.035	mg/kg	8270C	05/28/09	1
3,3-Dichlorobenzidine	BDL	0.35	mg/kg	8270C	05/28/09	1
2,4-Dinitrotoluene	BDL	0.35	mg/kg	8270C	05/28/09	1
2,6-Dinitrotoluene	BDL	0.35	mg/kg	8270C	05/28/09	1

Results listed are dry weight basis.

BDL - Below Detection Limit

Det. Limit - Practical Quantitation Limit(PQL)

Note:

This report shall not be reproduced, except in full, without the written approval from ESC.

The reported analytical results relate only to the sample submitted

L403960-03 (SV8270BNA) - Dilution due to matrix



**ENVIRONMENTAL
SCIENCE CORP.**

12065 Lebanon Rd.
Mt. Juliet, TN 37122
(615) 758-5858
1-800-767-5859
Fax (615) 758-5859

Tax I.D. 62-0814289

Est. 1970

REPORT OF ANALYSIS

Chris Kramer
SLR International Corp. - West Linn
1800 Blankenship Road, Suite 440
West Linn, OR 97068

June 12, 2009

Date Received : May 22, 2009
Description : Nord Door Project - Everett, WA
Sample ID : GP-309-5FT
Collected By : CK
Collection Date : 05/20/09 17:00

ESC Sample # : L403960-03
Site ID :
Project # : 088.0288.00017

Parameter	Dry Result	Det. Limit	Units	Method	Date	Dil.
Fluoranthene	BDL	0.18	mg/kg	8270C	05/29/09	5
Fluorene	BDL	0.035	mg/kg	8270C	05/28/09	1
Hexachlorobenzene	BDL	1.8	mg/kg	8270C	05/29/09	5
Hexachloro-1,3-butadiene	BDL	0.35	mg/kg	8270C	05/28/09	1
Hexachlorocyclopentadiene	BDL	0.35	mg/kg	8270C	05/28/09	1
Hexachloroethane	BDL	0.35	mg/kg	8270C	05/28/09	1
Indeno(1,2,3-cd)pyrene	BDL	0.035	mg/kg	8270C	05/28/09	1
Isophorone	BDL	0.35	mg/kg	8270C	05/28/09	1
2-Methylnaphthalene	BDL	0.35	mg/kg	8270C	05/28/09	1
Naphthalene	BDL	0.035	mg/kg	8270C	05/28/09	1
Nitrobenzene	BDL	0.35	mg/kg	8270C	05/28/09	1
n-Nitrosodimethylamine	BDL	0.35	mg/kg	8270C	05/28/09	1
n-Nitrosodiphenylamine	BDL	1.8	mg/kg	8270C	05/29/09	5
n-Nitrosodi-n-propylamine	BDL	0.35	mg/kg	8270C	05/28/09	1
Phenanthrene	BDL	0.18	mg/kg	8270C	05/29/09	5
Benzylbutyl phthalate	BDL	0.35	mg/kg	8270C	05/28/09	1
Bis(2-ethylhexyl)phthalate	BDL	0.35	mg/kg	8270C	05/28/09	1
Di-n-butyl phthalate	BDL	1.8	mg/kg	8270C	05/29/09	5
Diethyl phthalate	BDL	0.35	mg/kg	8270C	05/28/09	1
Dimethyl phthalate	BDL	0.35	mg/kg	8270C	05/28/09	1
Di-n-octyl phthalate	BDL	0.35	mg/kg	8270C	05/28/09	1
Pyrene	BDL	0.035	mg/kg	8270C	05/28/09	1
1,2,4-Trichlorobenzene	BDL	0.35	mg/kg	8270C	05/28/09	1
Acid Extractables						
4-Chloro-3-methylphenol	BDL	0.35	mg/kg	8270C	05/28/09	1
3&4-Methyl Phenol	BDL	0.35	mg/kg	8270C	05/28/09	1
2-Methylphenol	BDL	0.35	mg/kg	8270C	05/28/09	1
2-Chlorophenol	BDL	0.35	mg/kg	8270C	05/28/09	1
2,4-Dichlorophenol	BDL	0.35	mg/kg	8270C	05/28/09	1
2,4-Dimethylphenol	BDL	0.35	mg/kg	8270C	05/28/09	1
4,6-Dinitro-2-methylphenol	BDL	1.8	mg/kg	8270C	05/29/09	5
2,4-Dinitrophenol	BDL	0.35	mg/kg	8270C	05/28/09	1
2-Nitrophenol	BDL	0.35	mg/kg	8270C	05/28/09	1
4-Nitrophenol	BDL	0.35	mg/kg	8270C	05/28/09	1
Pentachlorophenol	BDL	1.8	mg/kg	8270C	05/29/09	5
Phenol	BDL	0.35	mg/kg	8270C	05/28/09	1
2,4,6-Trichlorophenol	BDL	0.35	mg/kg	8270C	05/28/09	1
Surrogate Recovery						
Nitrobenzene-d5	68.6		% Rec.	8270C	05/28/09	1
2-Fluorobiphenyl	75.0		% Rec.	8270C	05/28/09	1
p-Terphenyl-d14	154.		% Rec.	8270C	05/28/09	1
Phenol-d5	74.6		% Rec.	8270C	05/28/09	1
2-Fluorophenol	70.6		% Rec.	8270C	05/28/09	1
2,4,6-Tribromophenol	89.6		% Rec.	8270C	05/29/09	5

Results listed are dry weight basis.

BDL - Below Detection Limit

Det. Limit - Practical Quantitation Limit(PQL)

Note:

This report shall not be reproduced, except in full, without the written approval from ESC.

The reported analytical results relate only to the sample submitted

Reported: 06/11/09 15:32 Revised: 06/12/09 13:29

L403960-03 (SV8270BNA) - Dilution due to matrix



**ENVIRONMENTAL
SCIENCE CORP.**

12065 Lebanon Rd.
Mt. Juliet, TN 37122
(615) 758-5858
1-800-767-5859
Fax (615) 758-5859

Tax I.D. 62-0814289

Est. 1970

REPORT OF ANALYSIS

Chris Kramer
SLR International Corp. - West Linn
1800 Blankenship Road, Suite 440
West Linn, OR 97068

June 12, 2009

Date Received : May 22, 2009
Description : Nord Door Project - Everett, WA
Sample ID : GP-308-GW
Collected By : CK
Collection Date : 05/20/09 16:50

ESC Sample # : L403960-04
Site ID :
Project # : 088.0288.00017

Parameter	Result	Det. Limit	Units	Method	Date	Dil.
Antimony	BDL	1.0	ug/l	6020	06/04/09	1
Arsenic	BDL	5.0	ug/l	6020	06/04/09	5
Thallium	BDL	1.0	ug/l	6020	06/04/09	1
Mercury	BDL	0.20	ug/l	7470A	05/31/09	1
Beryllium	BDL	2.0	ug/l	6010B	06/02/09	1
Cadmium	BDL	5.0	ug/l	6010B	06/02/09	1
Chromium	BDL	10.	ug/l	6010B	06/02/09	1
Copper	BDL	20.	ug/l	6010B	06/02/09	1
Lead	9.4	5.0	ug/l	6010B	06/02/09	1
Nickel	BDL	20.	ug/l	6010B	06/02/09	1
Selenium	BDL	20.	ug/l	6010B	06/02/09	1
Silver	BDL	10.	ug/l	6010B	06/02/09	1
Zinc	BDL	30.	ug/l	6010B	06/02/09	1
Volatile Organics						
Acetone	BDL	25.	ug/l	8260B	05/29/09	1
Acrylonitrile	BDL	2.5	ug/l	8260B	05/29/09	1
Benzene	BDL	0.50	ug/l	8260B	05/29/09	1
Bromobenzene	BDL	0.50	ug/l	8260B	05/29/09	1
Bromodichloromethane	BDL	0.50	ug/l	8260B	05/29/09	1
Bromochloromethane	BDL	0.50	ug/l	8260B	05/29/09	1
Bromoform	BDL	0.50	ug/l	8260B	05/29/09	1
Bromomethane	BDL	0.50	ug/l	8260B	05/29/09	1
n-Butylbenzene	BDL	0.50	ug/l	8260B	05/29/09	1
sec-Butylbenzene	BDL	0.50	ug/l	8260B	05/29/09	1
tert-Butylbenzene	BDL	0.50	ug/l	8260B	05/29/09	1
Carbon disulfide	BDL	0.50	ug/l	8260B	05/29/09	1
Carbon tetrachloride	BDL	0.50	ug/l	8260B	05/29/09	1
Chlorobenzene	BDL	0.50	ug/l	8260B	05/29/09	1
Chlorodibromomethane	BDL	0.50	ug/l	8260B	05/29/09	1
Chloroethane	BDL	0.50	ug/l	8260B	05/29/09	1
2-Chloroethyl vinyl ether	BDL	2.5	ug/l	8260B	05/29/09	1
Chloroform	BDL	0.50	ug/l	8260B	05/29/09	1
Chloromethane	BDL	0.50	ug/l	8260B	05/29/09	1
2-Chlorotoluene	BDL	0.50	ug/l	8260B	05/29/09	1
4-Chlorotoluene	BDL	0.50	ug/l	8260B	05/29/09	1
1,2-Dibromo-3-Chloropropane	BDL	1.0	ug/l	8260B	05/29/09	1
1,2-Dibromoethane	BDL	0.50	ug/l	8260B	05/29/09	1
Dibromomethane	BDL	0.50	ug/l	8260B	05/29/09	1
1,2-Dichlorobenzene	BDL	0.50	ug/l	8260B	05/29/09	1
1,3-Dichlorobenzene	BDL	0.50	ug/l	8260B	05/29/09	1
1,4-Dichlorobenzene	BDL	0.50	ug/l	8260B	05/29/09	1

BDL - Below Detection Limit
Det. Limit - Practical Quantitation Limit(PQL)



**ENVIRONMENTAL
SCIENCE CORP.**

12065 Lebanon Rd.
Mt. Juliet, TN 37122
(615) 758-5858
1-800-767-5859
Fax (615) 758-5859

Tax I.D. 62-0814289

Est. 1970

REPORT OF ANALYSIS

Chris Kramer
SLR International Corp. - West Linn
1800 Blankenship Road, Suite 440
West Linn, OR 97068

June 12, 2009

Date Received : May 22, 2009
Description : Nord Door Project - Everett, WA
Sample ID : GP-308-GW
Collected By : CK
Collection Date : 05/20/09 16:50

ESC Sample # : L403960-04
Site ID :
Project # : 088.0288.00017

Parameter	Result	Det. Limit	Units	Method	Date	Dil.
Dichlorodifluoromethane	BDL	0.50	ug/l	8260B	05/29/09	1
1,1-Dichloroethane	BDL	0.50	ug/l	8260B	05/29/09	1
1,2-Dichloroethane	BDL	0.50	ug/l	8260B	05/29/09	1
1,1-Dichloroethene	BDL	0.50	ug/l	8260B	05/29/09	1
cis-1,2-Dichloroethene	BDL	0.50	ug/l	8260B	05/29/09	1
trans-1,2-Dichloroethene	BDL	0.50	ug/l	8260B	05/29/09	1
1,2-Dichloropropane	BDL	0.50	ug/l	8260B	05/29/09	1
1,1-Dichloropropene	BDL	0.50	ug/l	8260B	05/29/09	1
1,3-Dichloropropane	BDL	1.0	ug/l	8260B	05/29/09	1
cis-1,3-Dichloropropene	BDL	0.50	ug/l	8260B	05/29/09	1
trans-1,3-Dichloropropene	BDL	0.50	ug/l	8260B	05/29/09	1
trans-1,4-Dichloro-2-butene	BDL	0.50	ug/l	8260B	05/29/09	1
2,2-Dichloropropane	BDL	0.50	ug/l	8260B	05/29/09	1
Di-isopropyl ether	BDL	0.50	ug/l	8260B	05/29/09	1
Ethylbenzene	BDL	0.50	ug/l	8260B	05/29/09	1
Hexachloro-1,3-butadiene	BDL	0.50	ug/l	8260B	05/29/09	1
2-Hexanone	BDL	2.5	ug/l	8260B	05/29/09	1
n-Hexane	BDL	1.0	ug/l	8260B	05/29/09	1
Iodomethane	BDL	2.5	ug/l	8260B	05/29/09	1
Isopropylbenzene	BDL	0.50	ug/l	8260B	05/29/09	1
p-Isopropyltoluene	1.1	0.50	ug/l	8260B	05/29/09	1
2-Butanone (MEK)	BDL	2.5	ug/l	8260B	05/29/09	1
Methylene Chloride	BDL	2.5	ug/l	8260B	05/29/09	1
4-Methyl-2-pentanone (MIBK)	BDL	2.5	ug/l	8260B	05/29/09	1
Methyl tert-butyl ether	BDL	0.50	ug/l	8260B	05/29/09	1
Naphthalene	25.	0.50	ug/l	8260B	05/29/09	1
n-Propylbenzene	BDL	0.50	ug/l	8260B	05/29/09	1
Styrene	BDL	0.50	ug/l	8260B	05/29/09	1
1,1,1,2-Tetrachloroethane	BDL	0.50	ug/l	8260B	05/29/09	1
1,1,2,2-Tetrachloroethane	BDL	0.50	ug/l	8260B	05/29/09	1
1,1,2-Trichloro-1,2,2-trifluoro	BDL	0.50	ug/l	8260B	05/29/09	1
Tetrachloroethene	BDL	0.50	ug/l	8260B	05/29/09	1
Toluene	BDL	0.50	ug/l	8260B	05/29/09	1
1,2,3-Trichlorobenzene	BDL	0.50	ug/l	8260B	05/29/09	1
1,2,4-Trichlorobenzene	BDL	0.50	ug/l	8260B	05/29/09	1
1,1,1-Trichloroethane	BDL	0.50	ug/l	8260B	05/29/09	1
1,1,2-Trichloroethane	BDL	0.50	ug/l	8260B	05/29/09	1
Trichloroethene	BDL	0.50	ug/l	8260B	05/29/09	1
Trichlorofluoromethane	BDL	0.50	ug/l	8260B	05/29/09	1
1,2,3-Trichloropropane	BDL	0.50	ug/l	8260B	05/29/09	1
1,2,4-Trimethylbenzene	0.93	0.50	ug/l	8260B	05/29/09	1
1,2,3-Trimethylbenzene	BDL	0.50	ug/l	8260B	05/29/09	1
1,3,5-Trimethylbenzene	BDL	0.50	ug/l	8260B	05/29/09	1
Vinyl acetate	BDL	2.5	ug/l	8260B	05/29/09	1

BDL - Below Detection Limit
Det. Limit - Practical Quantitation Limit(PQL)



**ENVIRONMENTAL
SCIENCE CORP.**

12065 Lebanon Rd.
Mt. Juliet, TN 37122
(615) 758-5858
1-800-767-5859
Fax (615) 758-5859

Tax I.D. 62-0814289

Est. 1970

REPORT OF ANALYSIS

Chris Kramer
SLR International Corp. - West Linn
1800 Blankenship Road, Suite 440
West Linn, OR 97068

June 12, 2009

Date Received : May 22, 2009
Description : Nord Door Project - Everett, WA
Sample ID : GP-308-GW
Collected By : CK
Collection Date : 05/20/09 16:50

ESC Sample # : L403960-04

Site ID :

Project # : 088.0288.00017

Parameter	Result	Det. Limit	Units	Method	Date	Dil.
Vinyl chloride	BDL	0.50	ug/l	8260B	05/29/09	1
Xylenes, Total	33.	1.5	ug/l	8260B	05/29/09	1
Surrogate Recovery						
Toluene-d8	98.3		% Rec.	8260B	05/29/09	1
Dibromofluoromethane	104.		% Rec.	8260B	05/29/09	1
4-Bromofluorobenzene	96.8		% Rec.	8260B	05/29/09	1
Diesel Range Organics (DRO)	450	100	ug/l	NWTPHDX	05/28/09	1
Residual Range Organics (RRO)	320	250	ug/l	NWTPHDX	05/28/09	1
Surrogate Recovery						
o-Terphenyl	71.5		% Rec.	NWTPHDX	05/28/09	1
Base/Neutral Extractables						
Acenaphthene	9.8	1.0	ug/l	8270C	05/27/09	1
Acenaphthylene	BDL	1.0	ug/l	8270C	05/27/09	1
Anthracene	BDL	1.0	ug/l	8270C	05/27/09	1
Benzidine	BDL	50.	ug/l	8270C	05/27/09	1
Benzo(a)anthracene	BDL	1.0	ug/l	8270C	05/27/09	1
Benzo(b)fluoranthene	BDL	1.0	ug/l	8270C	05/27/09	1
Benzo(k)fluoranthene	BDL	1.0	ug/l	8270C	05/27/09	1
Benzo(g,h,i)perylene	BDL	1.0	ug/l	8270C	05/27/09	1
Benzo(a)pyrene	BDL	1.0	ug/l	8270C	05/27/09	1
Bis(2-chlorethoxy)methane	BDL	10.	ug/l	8270C	05/27/09	1
Bis(2-chloroethyl)ether	BDL	10.	ug/l	8270C	05/27/09	1
Bis(2-chloroisopropyl)ether	BDL	10.	ug/l	8270C	05/27/09	1
4-Bromophenyl-phenylether	BDL	10.	ug/l	8270C	05/27/09	1
2-Chloronaphthalene	BDL	10.	ug/l	8270C	05/27/09	1
4-Chlorophenyl-phenylether	BDL	10.	ug/l	8270C	05/27/09	1
Chrysene	BDL	1.0	ug/l	8270C	05/27/09	1
Dibenz(a,h)anthracene	BDL	1.0	ug/l	8270C	05/27/09	1
3,3-Dichlorobenzidine	BDL	10.	ug/l	8270C	05/27/09	1
2,4-Dinitrotoluene	BDL	10.	ug/l	8270C	05/27/09	1
2,6-Dinitrotoluene	BDL	10.	ug/l	8270C	05/27/09	1
Fluoranthene	BDL	1.0	ug/l	8270C	05/27/09	1
Fluorene	4.4	1.0	ug/l	8270C	05/27/09	1
Hexachlorobenzene	BDL	10.	ug/l	8270C	05/27/09	1
Hexachloro-1,3-butadiene	BDL	10.	ug/l	8270C	05/27/09	1
Hexachlorocyclopentadiene	BDL	10.	ug/l	8270C	05/27/09	1
Hexachloroethane	BDL	10.	ug/l	8270C	05/27/09	1
Indeno(1,2,3-cd)pyrene	BDL	1.0	ug/l	8270C	05/27/09	1
Isophorone	BDL	10.	ug/l	8270C	05/27/09	1
2-Methylnaphthalene	BDL	10.	ug/l	8270C	05/27/09	1
Naphthalene	29.	5.0	ug/l	8270C	05/27/09	1
Nitrobenzene	BDL	10.	ug/l	8270C	05/27/09	1

BDL - Below Detection Limit

Det. Limit - Practical Quantitation Limit(PQL)



**ENVIRONMENTAL
SCIENCE CORP.**

12065 Lebanon Rd.
Mt. Juliet, TN 37122
(615) 758-5858
1-800-767-5859
Fax (615) 758-5859

Tax I.D. 62-0814289

Est. 1970

REPORT OF ANALYSIS

Chris Kramer
SLR International Corp. - West Linn
1800 Blankenship Road, Suite 440
West Linn, OR 97068

June 12, 2009

Date Received : May 22, 2009
Description : Nord Door Project - Everett, WA
Sample ID : GP-308-GW
Collected By : CK
Collection Date : 05/20/09 16:50

ESC Sample # : L403960-04

Site ID :

Project # : 088.0288.00017

Parameter	Result	Det. Limit	Units	Method	Date	Dil.
n-Nitrosodimethylamine	BDL	50.	ug/l	8270C	05/27/09	1
n-Nitrosodiphenylamine	BDL	10.	ug/l	8270C	05/27/09	1
n-Nitrosodi-n-propylamine	BDL	10.	ug/l	8270C	05/27/09	1
Phenanthrene	3.1	1.0	ug/l	8270C	05/27/09	1
Benzylbutyl phthalate	BDL	10.	ug/l	8270C	05/27/09	1
Bis(2-ethylhexyl)phthalate	BDL	10.	ug/l	8270C	05/27/09	1
Di-n-butyl phthalate	BDL	10.	ug/l	8270C	05/27/09	1
Diethyl phthalate	BDL	10.	ug/l	8270C	05/27/09	1
Dimethyl phthalate	BDL	10.	ug/l	8270C	05/27/09	1
Di-n-octyl phthalate	BDL	10.	ug/l	8270C	05/27/09	1
Pyrene	BDL	1.0	ug/l	8270C	05/27/09	1
1,2,4-Trichlorobenzene	BDL	10.	ug/l	8270C	05/27/09	1
Acid Extractables						
4-Chloro-3-methylphenol	BDL	10.	ug/l	8270C	05/31/09	1
2-Chlorophenol	BDL	10.	ug/l	8270C	05/31/09	1
3&4-Methyl Phenol	BDL	10.	ug/l	8270C	05/31/09	1
2-Methylphenol	BDL	10.	ug/l	8270C	05/31/09	1
2,4-Dichlorophenol	BDL	10.	ug/l	8270C	05/31/09	1
2,4-Dimethylphenol	BDL	10.	ug/l	8270C	05/31/09	1
4,6-Dinitro-2-methylphenol	BDL	10.	ug/l	8270C	05/31/09	1
2,4-Dinitrophenol	BDL	10.	ug/l	8270C	05/31/09	1
2-Nitrophenol	BDL	10.	ug/l	8270C	05/31/09	1
4-Nitrophenol	BDL	10.	ug/l	8270C	05/31/09	1
Pentachlorophenol	BDL	10.	ug/l	8270C	05/31/09	1
Phenol	BDL	10.	ug/l	8270C	05/31/09	1
2,4,6-Trichlorophenol	BDL	10.	ug/l	8270C	05/31/09	1
Surrogate Recovery						
Nitrobenzene-d5	17.9		% Rec.	8270C	05/27/09	1
2-Fluorobiphenyl	63.8		% Rec.	8270C	05/27/09	1
p-Terphenyl-d14	87.0		% Rec.	8270C	05/27/09	1
Phenol-d5	42.0		% Rec.	8270C	05/31/09	1
2-Fluorophenol	45.7		% Rec.	8270C	05/31/09	1
2,4,6-Tribromophenol	103.		% Rec.	8270C	05/31/09	1

BDL - Below Detection Limit

Det. Limit - Practical Quantitation Limit(PQL)

Note:

The reported analytical results relate only to the sample submitted.

This report shall not be reproduced, except in full, without the written approval from ESC.

Reported: 06/11/09 15:32 Revised: 06/12/09 13:29

Attachment A
List of Analytes with QC Qualifiers

Sample Number	Work Group	Sample Type	Analyte	Run ID	Qualifier
L403960-01	WG423551	SAMP	Antimony	R766406	J3
	WG423551	SAMP	Chromium	R766406	J6
	WG423551	SAMP	Copper	R766406	P1
	WG423551	SAMP	Nickel	R766406	J3J6
	WG423651	SAMP	1,1-Dichloroethene	R758326	J3
L403960-03	WG423526	SAMP	2,4-Dimethylphenol	R759406	J4
	WG423551	SAMP	Arsenic	R766406	O
	WG423551	SAMP	Thallium	R766406	O
	WG423526	SAMP	Anthracene	R759406	O
	WG423526	SAMP	4-Bromophenyl-phenylether	R759406	O
	WG423526	SAMP	Fluoranthene	R759406	O
	WG423526	SAMP	Hexachlorobenzene	R759406	O
	WG423526	SAMP	n-Nitrosodiphenylamine	R759406	O
	WG423526	SAMP	Phenanthrene	R759406	O
	WG423526	SAMP	Di-n-butyl phthalate	R759406	O
	WG423526	SAMP	2,4-Dimethylphenol	R759406	J4
L403960-04	WG423526	SAMP	4,6-Dinitro-2-methylphenol	R759406	O
	WG423526	SAMP	Pentachlorophenol	R759406	O
	WG423526	SAMP	p-Terphenyl-d14	R759406	J1
	WG424165	SAMP	Arsenic	R771046	O
	WG423629	SAMP	2-Chloroethyl vinyl ether	R759806	J3
	WG423629	SAMP	1,2-Dibromoethane	R759806	J4J3
	WG423629	SAMP	1,3-Dichloropropane	R759806	J4
	WG423629	SAMP	trans-1,3-Dichloropropene	R759806	J3
	WG423629	SAMP	trans-1,4-Dichloro-2-butene	R759806	J3
	WG423629	SAMP	Naphthalene	R759806	J3
	WG423629	SAMP	1,2,3-Trichlorobenzene	R759806	J3
	WG423529	SAMP	n-Nitrosodimethylamine	R756806	J3
	WG423529	SAMP	Dimethyl phthalate	R756806	J3
	WG424196	SAMP	4-Chloro-3-methylphenol	R764507	Q
	WG424196	SAMP	2-Chlorophenol	R764507	Q
	WG424196	SAMP	3&4-Methyl Phenol	R764507	Q
	WG424196	SAMP	2-Methylphenol	R764507	Q
	WG424196	SAMP	2,4-Dichlorophenol	R764507	Q
	WG424196	SAMP	2,4-Dimethylphenol	R764507	J4Q
	WG424196	SAMP	4,6-Dinitro-2-methylphenol	R764507	Q
	WG424196	SAMP	2,4-Dinitrophenol	R764507	Q
	WG424196	SAMP	2-Nitrophenol	R764507	Q
	WG424196	SAMP	4-Nitrophenol	R764507	Q
WG424196	SAMP	Pentachlorophenol	R764507	Q	
WG424196	SAMP	Phenol	R764507	Q	
WG424196	SAMP	2,4,6-Trichlorophenol	R764507	Q	

Attachment B
Explanation of QC Qualifier Codes

Qualifier	Meaning
J1	Surrogate recovery limits have been exceeded; values are outside upper control limits
J3	The associated batch QC was outside the established quality control range for precision.
J6	The sample matrix interfered with the ability to make any accurate determination; spike value is low
J4	The associated batch QC was outside the established quality control range for accuracy.
Q	(ESC) Sample held beyond the accepted holding time.
O	(ESC) Sample diluted due to matrix interferences that impaired the ability to make an accurate analytical determination. The detection limit is elevated in order to reflect the necessary dilution.
P1	RPD value not applicable for sample concentrations less than 5 times the reporting limit.

Qualifier Report Information

ESC utilizes sample and result qualifiers as set forth by the EPA Contract Laboratory Program and as required by most certifying bodies including NELAC. In addition to the EPA qualifiers adopted by ESC, we have implemented ESC qualifiers to provide more information pertaining to our analytical results. Each qualifier is designated in the qualifier explanation as either EPA or ESC. Data qualifiers are intended to provide the ESC client with more detailed information concerning the potential bias of reported data. Because of the wide range of constituents and variety of matrices incorporated by most EPA methods, it is common for some compounds to fall outside of established ranges. These exceptions are evaluated and all reported data is valid and useable unless qualified as 'R' (Rejected).

Definitions

- Accuracy - The relationship of the observed value of a known sample to the true value of a known sample. Represented by percent recovery and relevant to samples such as: control samples, matrix spike recoveries, surrogate recoveries, etc.
- Precision - The agreement between a set of samples or between duplicate samples. Relates to how close together the results are and is represented by Relative Percent Difference.
- Surrogate - Organic compounds that are similar in chemical composition, extraction, and chromatography to analytes of interest. The surrogates are used to determine the probable response of the group of analytes that are chemically related to the surrogate compound. Surrogates are added to the sample and carried through all stages of preparation and analyses.
- TIC - Tentatively Identified Compound: Compounds detected in samples that are not target compounds, internal standards, system monitoring compounds, or surrogates.

Summary of Remarks For Samples Printed
06/12/09 at 13:29:56

TSR Signing Reports: 358
R5 - Desired TAT

Log all arsenic gw samples as ASG.

Sample: L403960-01 Account: SLRWLOR Received: 05/22/09 09:00 Due Date: 06/01/09 00:00 RPT Date: 06/11/09 15:32
WA EIM EDD needed. - MISC = 24 terracore kits for Nord Door project x \$4.80 = \$115.2 jw

Sample: L403960-02 Account: SLRWLOR Received: 05/22/09 09:00 Due Date: 05/27/09 00:00 RPT Date: 06/11/09 15:32

Sample: L403960-03 Account: SLRWLOR Received: 05/22/09 09:00 Due Date: 06/08/09 00:00 RPT Date: 06/11/09 15:32
Add V8260 (Run out of hold per client) - MB 6/5/09 Relogged to L406059-02

Sample: L403960-04 Account: SLRWLOR Received: 05/22/09 09:00 Due Date: 06/02/09 00:00 RPT Date: 06/11/09 15:32
NWTPHDX and M6010PP added per JW-5/27-jd



**ENVIRONMENTAL
SCIENCE CORP.**

12065 Lebanon Rd.
Mt. Juliet, TN 37122
(615) 758-5858
1-800-767-5859
Fax (615) 758-5859

Tax I.D. 62-0814289

Est. 1970

SLR International Corp. - West Linn, OR
Chris Kramer
1800 Blankenship Road, Suite 440
West Linn, OR 97068

Quality Assurance Report
Level II

June 12, 2009

L403960

Analyte	Result	Laboratory Blank		Limit	Batch	Date Analyzed
		Units	% Rec			
#6 Fuel Oil (C10-C32)	< .1	mg/l			WG422935	05/26/09 10:27
Diesel (C7-C26)	< .1	mg/l			WG422935	05/26/09 10:27
Hydraulic Fluid (C12-C33)	< .1	mg/l			WG422935	05/26/09 10:27
Kerosene (C9-C16)	< .1	mg/l			WG422935	05/26/09 10:27
Mineral Spirits	< .1	mg/l			WG422935	05/26/09 10:27
Motor Oil (C16-C40)	< .25	mg/l			WG422935	05/26/09 10:27
o-Terphenyl		% Rec.	106.9	50-150	WG422935	05/26/09 10:27
#6 Fuel Oil (C10-C32)	< 4	mg/kg			WG423285	05/26/09 12:02
Diesel (C7-C26)	< 4	mg/kg			WG423285	05/26/09 12:02
Hydraulic Fluid (C12-C33)	< 4	mg/kg			WG423285	05/26/09 12:02
Kerosene (C9-C16)	< 4	mg/kg			WG423285	05/26/09 12:02
Mineral Spirits	< 4	mg/kg			WG423285	05/26/09 12:02
Motor Oil (C16-C40)	< 10	mg/kg			WG423285	05/26/09 12:02
o-Terphenyl		% Rec.	105.9	50-150	WG423285	05/26/09 12:02
Mercury	< .02	mg/kg			WG423494	05/26/09 22:37
Total Solids	< .1	%			WG423412	05/27/09 10:30
PCB 1016	< .017	mg/kg			WG423525	05/27/09 17:26
PCB 1221	< .017	mg/kg			WG423525	05/27/09 17:26
PCB 1232	< .017	mg/kg			WG423525	05/27/09 17:26
PCB 1242	< .017	mg/kg			WG423525	05/27/09 17:26
PCB 1248	< .017	mg/kg			WG423525	05/27/09 17:26
PCB 1254	< .017	mg/kg			WG423525	05/27/09 17:26
PCB 1260	< .017	mg/kg			WG423525	05/27/09 17:26
Decachlorobiphenyl		% Rec.	133.2*	18.9-115.8	WG423525	05/27/09 17:26
Tetrachloro-m-xylene		% Rec.	110.4	31.8-115.7	WG423525	05/27/09 17:26
1,1,1,2-Tetrachloroethane	< .001	mg/kg			WG423651	05/27/09 19:38
1,1,1-Trichloroethane	< .001	mg/kg			WG423651	05/27/09 19:38
1,1,2,2-Tetrachloroethane	< .001	mg/kg			WG423651	05/27/09 19:38
1,1,2-Trichloroethane	< .001	mg/kg			WG423651	05/27/09 19:38
1,1,2-Trichloro-1,2,2-trifluoroethane	< .001	mg/kg			WG423651	05/27/09 19:38
1,1-Dichloroethane	< .001	mg/kg			WG423651	05/27/09 19:38
1,1-Dichloroethene	< .001	mg/kg			WG423651	05/27/09 19:38
1,1-Dichloropropene	< .001	mg/kg			WG423651	05/27/09 19:38
1,2,3-Trichlorobenzene	< .001	mg/kg			WG423651	05/27/09 19:38
1,2,3-Trichloropropane	< .001	mg/kg			WG423651	05/27/09 19:38
1,2,3-Trimethylbenzene	< .001	mg/kg			WG423651	05/27/09 19:38
1,2,4-Trichlorobenzene	< .001	mg/kg			WG423651	05/27/09 19:38
1,2,4-Trimethylbenzene	< .001	mg/kg			WG423651	05/27/09 19:38
1,2-Dibromo-3-Chloropropane	< .005	mg/kg			WG423651	05/27/09 19:38
1,2-Dibromoethane	< .001	mg/kg			WG423651	05/27/09 19:38
1,2-Dichlorobenzene	< .001	mg/kg			WG423651	05/27/09 19:38
1,2-Dichloroethane	< .001	mg/kg			WG423651	05/27/09 19:38
1,2-Dichloropropane	< .001	mg/kg			WG423651	05/27/09 19:38
1,3,5-Trimethylbenzene	< .001	mg/kg			WG423651	05/27/09 19:38
1,3-Dichlorobenzene	< .001	mg/kg			WG423651	05/27/09 19:38
1,3-Dichloropropane	< .001	mg/kg			WG423651	05/27/09 19:38
1,4-Dichlorobenzene	< .001	mg/kg			WG423651	05/27/09 19:38
2,2-Dichloropropane	< .001	mg/kg			WG423651	05/27/09 19:38
2-Butanone (MEK)	< .01	mg/kg			WG423651	05/27/09 19:38

* Performance of this Analyte is outside of established criteria.
For additional information, please see Attachment A 'List of Analytes with QC Qualifiers.'



**ENVIRONMENTAL
SCIENCE CORP.**

12065 Lebanon Rd.
Mt. Juliet, TN 37122
(615) 758-5858
1-800-767-5859
Fax (615) 758-5859

Tax I.D. 62-0814289

Est. 1970

SLR International Corp. - West Linn, OR
Chris Kramer
1800 Blankenship Road, Suite 440
West Linn, OR 97068

Quality Assurance Report
Level II

June 12, 2009

L403960

Analyte	Result	Laboratory Blank		Limit	Batch	Date Analyzed
		Units	% Rec			
2-Chloroethyl vinyl ether	< .001	mg/kg			WG423651	05/27/09 19:38
2-Chlorotoluene	< .001	mg/kg			WG423651	05/27/09 19:38
4-Chlorotoluene	< .001	mg/kg			WG423651	05/27/09 19:38
4-Methyl-2-pentanone (MIBK)	< .01	mg/kg			WG423651	05/27/09 19:38
Acetone	< .05	mg/kg			WG423651	05/27/09 19:38
Acrylonitrile	< .01	mg/kg			WG423651	05/27/09 19:38
Benzene	< .001	mg/kg			WG423651	05/27/09 19:38
Bromobenzene	< .001	mg/kg			WG423651	05/27/09 19:38
Bromodichloromethane	< .001	mg/kg			WG423651	05/27/09 19:38
Bromoform	< .001	mg/kg			WG423651	05/27/09 19:38
Bromomethane	< .005	mg/kg			WG423651	05/27/09 19:38
Carbon tetrachloride	< .001	mg/kg			WG423651	05/27/09 19:38
Chlorobenzene	< .001	mg/kg			WG423651	05/27/09 19:38
Chlorodibromomethane	< .001	mg/kg			WG423651	05/27/09 19:38
Chloroethane	< .005	mg/kg			WG423651	05/27/09 19:38
Chloroform	< .005	mg/kg			WG423651	05/27/09 19:38
Chloromethane	< .001	mg/kg			WG423651	05/27/09 19:38
cis-1,2-Dichloroethene	< .001	mg/kg			WG423651	05/27/09 19:38
cis-1,3-Dichloropropene	< .001	mg/kg			WG423651	05/27/09 19:38
Di-isopropyl ether	< .001	mg/kg			WG423651	05/27/09 19:38
Dibromomethane	< .001	mg/kg			WG423651	05/27/09 19:38
Dichlorodifluoromethane	< .005	mg/kg			WG423651	05/27/09 19:38
Ethylbenzene	< .001	mg/kg			WG423651	05/27/09 19:38
Hexachloro-1,3-butadiene	< .001	mg/kg			WG423651	05/27/09 19:38
Isopropylbenzene	< .001	mg/kg			WG423651	05/27/09 19:38
Methyl tert-butyl ether	< .001	mg/kg			WG423651	05/27/09 19:38
Methylene Chloride	< .005	mg/kg			WG423651	05/27/09 19:38
n-Butylbenzene	< .001	mg/kg			WG423651	05/27/09 19:38
n-Propylbenzene	< .001	mg/kg			WG423651	05/27/09 19:38
Naphthalene	< .005	mg/kg			WG423651	05/27/09 19:38
p-Isopropyltoluene	< .001	mg/kg			WG423651	05/27/09 19:38
sec-Butylbenzene	< .001	mg/kg			WG423651	05/27/09 19:38
Styrene	< .001	mg/kg			WG423651	05/27/09 19:38
tert-Butylbenzene	< .001	mg/kg			WG423651	05/27/09 19:38
Tetrachloroethene	< .001	mg/kg			WG423651	05/27/09 19:38
Toluene	< .005	mg/kg			WG423651	05/27/09 19:38
trans-1,2-Dichloroethene	< .001	mg/kg			WG423651	05/27/09 19:38
trans-1,3-Dichloropropene	< .001	mg/kg			WG423651	05/27/09 19:38
Trichloroethene	< .001	mg/kg			WG423651	05/27/09 19:38
Trichlorofluoromethane	< .005	mg/kg			WG423651	05/27/09 19:38
Vinyl chloride	< .001	mg/kg			WG423651	05/27/09 19:38
4-Bromofluorobenzene		% Rec.	108.0	59-140	WG423651	05/27/09 19:38
Dibromofluoromethane		% Rec.	97.00	63-139	WG423651	05/27/09 19:38
Toluene-d8		% Rec.	98.21	84-116	WG423651	05/27/09 19:38
1,2,4-Trichlorobenzene	< .33	ppm			WG423526	05/27/09 10:47
2,4,6-Trichlorophenol	< .33	ppm			WG423526	05/27/09 10:47
2,4-Dichlorophenol	< .33	ppm			WG423526	05/27/09 10:47
2,4-Dimethylphenol	< .33	ppm			WG423526	05/27/09 10:47
2,4-Dinitrophenol	< .33	ppm			WG423526	05/27/09 10:47
2,4-Dinitrotoluene	< .33	ppm			WG423526	05/27/09 10:47
2,6-Dinitrotoluene	< .33	ppm			WG423526	05/27/09 10:47
2-Chloronaphthalene	< .33	ppm			WG423526	05/27/09 10:47
2-Chlorophenol	< .33	ppm			WG423526	05/27/09 10:47
2-Methylnaphthalene	< .33	ppm			WG423526	05/27/09 10:47
2-Methylphenol	< .33	ppm			WG423526	05/27/09 10:47
2-Nitrophenol	< .33	ppm			WG423526	05/27/09 10:47
3&4-Methyl Phenol	< .33	ppm			WG423526	05/27/09 10:47

* Performance of this Analyte is outside of established criteria.

For additional information, please see Attachment A 'List of Analytes with QC Qualifiers.'



**ENVIRONMENTAL
SCIENCE CORP.**

12065 Lebanon Rd.
Mt. Juliet, TN 37122
(615) 758-5858
1-800-767-5859
Fax (615) 758-5859

Tax I.D. 62-0814289

Est. 1970

SLR International Corp. - West Linn, OR
Chris Kramer
1800 Blankenship Road, Suite 440
West Linn, OR 97068

Quality Assurance Report
Level II

L403960

June 12, 2009

Analyte	Result	Laboratory Blank		Limit	Batch	Date Analyzed
		Units	% Rec			
3,3-Dichlorobenzidine	< .33	ppm			WG423526	05/27/09 10:47
4,6-Dinitro-2-methylphenol	< .33	ppm			WG423526	05/27/09 10:47
4-Bromophenyl-phenylether	< .33	ppm			WG423526	05/27/09 10:47
4-Chloro-3-methylphenol	< .33	ppm			WG423526	05/27/09 10:47
4-Chlorophenyl-phenylether	< .33	ppm			WG423526	05/27/09 10:47
4-Nitrophenol	< .33	ppm			WG423526	05/27/09 10:47
Acenaphthene	< .33	ppm			WG423526	05/27/09 10:47
Acenaphthylene	< .33	ppm			WG423526	05/27/09 10:47
Anthracene	< .33	ppm			WG423526	05/27/09 10:47
Benzidine	< .33	ppm			WG423526	05/27/09 10:47
Benzo(a)anthracene	< .33	ppm			WG423526	05/27/09 10:47
Benzo(a)pyrene	< .33	ppm			WG423526	05/27/09 10:47
Benzo(b)fluoranthene	< .33	ppm			WG423526	05/27/09 10:47
Benzo(g,h,i)perylene	< .33	ppm			WG423526	05/27/09 10:47
Benzo(k)fluoranthene	< .33	ppm			WG423526	05/27/09 10:47
Benzylbutyl phthalate	< .33	ppm			WG423526	05/27/09 10:47
Bis(2-chloroethoxy)methane	< .33	ppm			WG423526	05/27/09 10:47
Bis(2-chloroethyl)ether	< .33	ppm			WG423526	05/27/09 10:47
Bis(2-chloroisopropyl)ether	< .33	ppm			WG423526	05/27/09 10:47
Bis(2-ethylhexyl)phthalate	< .33	ppm			WG423526	05/27/09 10:47
Chrysene	< .33	ppm			WG423526	05/27/09 10:47
Di-n-butyl phthalate	< .33	ppm			WG423526	05/27/09 10:47
Di-n-octyl phthalate	< .33	ppm			WG423526	05/27/09 10:47
Dibenz(a,h)anthracene	< .33	ppm			WG423526	05/27/09 10:47
Diethyl phthalate	< .33	ppm			WG423526	05/27/09 10:47
Dimethyl phthalate	< .33	ppm			WG423526	05/27/09 10:47
Fluoranthene	< .33	ppm			WG423526	05/27/09 10:47
Fluorene	< .33	ppm			WG423526	05/27/09 10:47
Hexachloro-1,3-butadiene	< .33	ppm			WG423526	05/27/09 10:47
Hexachlorobenzene	< .33	ppm			WG423526	05/27/09 10:47
Hexachlorocyclopentadiene	< .33	ppm			WG423526	05/27/09 10:47
Hexachloroethane	< .33	ppm			WG423526	05/27/09 10:47
Indeno(1,2,3-cd)pyrene	< .33	ppm			WG423526	05/27/09 10:47
Isophorone	< .33	ppm			WG423526	05/27/09 10:47
n-Nitrosodi-n-propylamine	< .33	ppm			WG423526	05/27/09 10:47
n-Nitrosodimethylamine	< .33	ppm			WG423526	05/27/09 10:47
n-Nitrosodiphenylamine	< .33	ppm			WG423526	05/27/09 10:47
Naphthalene	< .33	ppm			WG423526	05/27/09 10:47
Nitrobenzene	< .33	ppm			WG423526	05/27/09 10:47
Pentachlorophenol	< .33	ppm			WG423526	05/27/09 10:47
Phenanthrene	< .33	ppm			WG423526	05/27/09 10:47
Phenol	< .33	ppm			WG423526	05/27/09 10:47
Pyrene	< .33	ppm			WG423526	05/27/09 10:47
2,4,6-Tribromophenol		% Rec.	68.61	25-137	WG423526	05/27/09 10:47
2-Fluorobiphenyl		% Rec.	68.89	30-120	WG423526	05/27/09 10:47
2-Fluorophenol		% Rec.	72.41	26-130	WG423526	05/27/09 10:47
Nitrobenzene-d5		% Rec.	66.45	18-119	WG423526	05/27/09 10:47
Phenol-d5		% Rec.	70.70	37-141	WG423526	05/27/09 10:47
p-Terphenyl-d14		% Rec.	81.75	23-143	WG423526	05/27/09 10:47
1,2,4-Trichlorobenzene	< .01	ppm			WG423529	05/27/09 10:01
2,4-Dinitrotoluene	< .01	ppm			WG423529	05/27/09 10:01
2,6-Dinitrotoluene	< .01	ppm			WG423529	05/27/09 10:01
2-Chloronaphthalene	< .01	ppm			WG423529	05/27/09 10:01
2-Methylnaphthalene	< .01	ppm			WG423529	05/27/09 10:01
3,3-Dichlorobenzidine	< .01	ppm			WG423529	05/27/09 10:01
4-Bromophenyl-phenylether	< .01	ppm			WG423529	05/27/09 10:01
4-Chlorophenyl-phenylether	< .01	ppm			WG423529	05/27/09 10:01

* Performance of this Analyte is outside of established criteria.

For additional information, please see Attachment A 'List of Analytes with QC Qualifiers.'



**ENVIRONMENTAL
SCIENCE CORP.**

12065 Lebanon Rd.
Mt. Juliet, TN 37122
(615) 758-5858
1-800-767-5859
Fax (615) 758-5859

Tax I.D. 62-0814289

Est. 1970

SLR International Corp. - West Linn, OR
Chris Kramer
1800 Blankenship Road, Suite 440
West Linn, OR 97068

Quality Assurance Report
Level II

L403960

June 12, 2009

Analyte	Result	Laboratory Blank		Limit	Batch	Date Analyzed
		Units	% Rec			
Acenaphthene	< .01	ppm			WG423529	05/27/09 10:01
Acenaphthylene	< .01	ppm			WG423529	05/27/09 10:01
Anthracene	< .01	ppm			WG423529	05/27/09 10:01
Benzidine	< .01	ppm			WG423529	05/27/09 10:01
Benzo(a)anthracene	< .01	ppm			WG423529	05/27/09 10:01
Benzo(a)pyrene	< .01	ppm			WG423529	05/27/09 10:01
Benzo(b)fluoranthene	< .01	ppm			WG423529	05/27/09 10:01
Benzo(g,h,i)perylene	< .01	ppm			WG423529	05/27/09 10:01
Benzo(k)fluoranthene	< .01	ppm			WG423529	05/27/09 10:01
Benzylbutyl phthalate	< .01	ppm			WG423529	05/27/09 10:01
Bis(2-chloroethoxy)methane	< .01	ppm			WG423529	05/27/09 10:01
Bis(2-chloroethyl)ether	< .01	ppm			WG423529	05/27/09 10:01
Bis(2-chloroisopropyl)ether	< .01	ppm			WG423529	05/27/09 10:01
Bis(2-ethylhexyl)phthalate	< .01	ppm			WG423529	05/27/09 10:01
Chrysene	< .01	ppm			WG423529	05/27/09 10:01
Di-n-butyl phthalate	< .01	ppm			WG423529	05/27/09 10:01
Di-n-octyl phthalate	< .01	ppm			WG423529	05/27/09 10:01
Dibenz(a,h)anthracene	< .01	ppm			WG423529	05/27/09 10:01
Diethyl phthalate	< .01	ppm			WG423529	05/27/09 10:01
Dimethyl phthalate	< .01	ppm			WG423529	05/27/09 10:01
Fluoranthene	< .01	ppm			WG423529	05/27/09 10:01
Fluorene	< .01	ppm			WG423529	05/27/09 10:01
Hexachloro-1,3-butadiene	< .01	ppm			WG423529	05/27/09 10:01
Hexachlorobenzene	< .01	ppm			WG423529	05/27/09 10:01
Hexachlorocyclopentadiene	< .01	ppm			WG423529	05/27/09 10:01
Hexachloroethane	< .01	ppm			WG423529	05/27/09 10:01
Indeno(1,2,3-cd)pyrene	< .01	ppm			WG423529	05/27/09 10:01
Isophorone	< .01	ppm			WG423529	05/27/09 10:01
n-Nitrosodi-n-propylamine	< .01	ppm			WG423529	05/27/09 10:01
n-Nitrosodimethylamine	< .05	ppm			WG423529	05/27/09 10:01
n-Nitrosodiphenylamine	< .01	ppm			WG423529	05/27/09 10:01
Naphthalene	< .01	ppm			WG423529	05/27/09 10:01
Nitrobenzene	< .01	ppm			WG423529	05/27/09 10:01
Phenanthrene	< .01	ppm			WG423529	05/27/09 10:01
Pyrene	< .01	ppm			WG423529	05/27/09 10:01
2,4,6-Tribromophenol		% Rec.	72.03	10-148	WG423529	05/27/09 10:01
2-Fluorobiphenyl		% Rec.	73.89	26-122	WG423529	05/27/09 10:01
2-Fluorophenol		% Rec.	39.88	10-87	WG423529	05/27/09 10:01
Nitrobenzene-d5		% Rec.	72.39	12-120	WG423529	05/27/09 10:01
Phenol-d5		% Rec.	24.48	10-67	WG423529	05/27/09 10:01
p-Terphenyl-d14		% Rec.	107.8	34-149	WG423529	05/27/09 10:01
Diesel Range Organics (DRO)	< .1	ppm			WG423739	05/28/09 17:19
o-Terphenyl		% Rec.	95.77	50-150	WG423739	05/28/09 17:19
1,1,1,2-Tetrachloroethane	< .0005	mg/l			WG423629	05/29/09 01:20
1,1,1-Trichloroethane	< .0005	mg/l			WG423629	05/29/09 01:20
1,1,2,2-Tetrachloroethane	< .0005	mg/l			WG423629	05/29/09 01:20
1,1,2-Trichloroethane	< .0005	mg/l			WG423629	05/29/09 01:20
1,1,2-Trichloro-1,2,2-trifluoroethane	< .0005	mg/l			WG423629	05/29/09 01:20
1,1-Dichloroethane	< .0005	mg/l			WG423629	05/29/09 01:20
1,1-Dichloroethene	< .0005	mg/l			WG423629	05/29/09 01:20
1,1-Dichloropropene	< .0005	mg/l			WG423629	05/29/09 01:20
1,2,3-Trichlorobenzene	< .0005	mg/l			WG423629	05/29/09 01:20
1,2,3-Trichloropropane	< .0005	mg/l			WG423629	05/29/09 01:20
1,2,3-Trimethylbenzene	< .0005	mg/l			WG423629	05/29/09 01:20
1,2,4-Trichlorobenzene	< .0005	mg/l			WG423629	05/29/09 01:20

* Performance of this Analyte is outside of established criteria.

For additional information, please see Attachment A 'List of Analytes with QC Qualifiers.'



**ENVIRONMENTAL
SCIENCE CORP.**

12065 Lebanon Rd.
Mt. Juliet, TN 37122
(615) 758-5858
1-800-767-5859
Fax (615) 758-5859

Tax I.D. 62-0814289

Est. 1970

SLR International Corp. - West Linn, OR
Chris Kramer
1800 Blankenship Road, Suite 440
West Linn, OR 97068

Quality Assurance Report
Level II

June 12, 2009

L403960

Analyte	Result	Laboratory Blank		Limit	Batch	Date Analyzed
		Units	% Rec			
1,2,4-Trimethylbenzene	< .0005	mg/l			WG423629	05/29/09 01:20
1,2-Dibromo-3-Chloropropane	< .001	mg/l			WG423629	05/29/09 01:20
1,2-Dibromoethane	< .0005	mg/l			WG423629	05/29/09 01:20
1,2-Dichlorobenzene	< .0005	mg/l			WG423629	05/29/09 01:20
1,2-Dichloroethane	< .0005	mg/l			WG423629	05/29/09 01:20
1,2-Dichloropropane	< .0005	mg/l			WG423629	05/29/09 01:20
1,3,5-Trimethylbenzene	< .0005	mg/l			WG423629	05/29/09 01:20
1,3-Dichlorobenzene	< .0005	mg/l			WG423629	05/29/09 01:20
1,3-Dichloropropane	< .001	mg/l			WG423629	05/29/09 01:20
1,4-Dichlorobenzene	< .0005	mg/l			WG423629	05/29/09 01:20
2,2-Dichloropropane	< .0005	mg/l			WG423629	05/29/09 01:20
2-Butanone (MEK)	< .0025	mg/l			WG423629	05/29/09 01:20
2-Chloroethyl vinyl ether	< .0025	mg/l			WG423629	05/29/09 01:20
2-Chlorotoluene	< .0005	mg/l			WG423629	05/29/09 01:20
2-Hexanone	< .0025	mg/l			WG423629	05/29/09 01:20
4-Chlorotoluene	< .0005	mg/l			WG423629	05/29/09 01:20
4-Methyl-2-pentanone (MIBK)	< .0025	mg/l			WG423629	05/29/09 01:20
Acetone	< .025	mg/l			WG423629	05/29/09 01:20
Acrylonitrile	< .0025	mg/l			WG423629	05/29/09 01:20
Benzene	< .0005	mg/l			WG423629	05/29/09 01:20
Bromobenzene	< .0005	mg/l			WG423629	05/29/09 01:20
Bromochloromethane	< .0005	mg/l			WG423629	05/29/09 01:20
Bromodichloromethane	< .0005	mg/l			WG423629	05/29/09 01:20
Bromoform	< .0005	mg/l			WG423629	05/29/09 01:20
Bromomethane	< .0005	mg/l			WG423629	05/29/09 01:20
Carbon disulfide	< .0005	mg/l			WG423629	05/29/09 01:20
Carbon tetrachloride	< .0005	mg/l			WG423629	05/29/09 01:20
Chlorobenzene	< .0005	mg/l			WG423629	05/29/09 01:20
Chlorodibromomethane	< .0005	mg/l			WG423629	05/29/09 01:20
Chloroethane	< .0005	mg/l			WG423629	05/29/09 01:20
Chloroform	< .0005	mg/l			WG423629	05/29/09 01:20
Chloromethane	< .0005	mg/l			WG423629	05/29/09 01:20
cis-1,2-Dichloroethene	< .0005	mg/l			WG423629	05/29/09 01:20
cis-1,3-Dichloropropene	< .0005	mg/l			WG423629	05/29/09 01:20
Di-isopropyl ether	< .0005	mg/l			WG423629	05/29/09 01:20
Dibromomethane	< .0005	mg/l			WG423629	05/29/09 01:20
Dichlorodifluoromethane	< .0005	mg/l			WG423629	05/29/09 01:20
Ethylbenzene	< .0005	mg/l			WG423629	05/29/09 01:20
Hexachloro-1,3-butadiene	< .0005	mg/l			WG423629	05/29/09 01:20
Iodomethane	< .0025	mg/l			WG423629	05/29/09 01:20
Isopropylbenzene	< .0005	mg/l			WG423629	05/29/09 01:20
Methyl tert-butyl ether	< .0005	mg/l			WG423629	05/29/09 01:20
Methylene Chloride	< .0025	mg/l			WG423629	05/29/09 01:20
n-Butylbenzene	< .0005	mg/l			WG423629	05/29/09 01:20
n-Hexane	< .001	mg/l			WG423629	05/29/09 01:20
n-Propylbenzene	< .0005	mg/l			WG423629	05/29/09 01:20
Naphthalene	< .0005	mg/l			WG423629	05/29/09 01:20
p-Isopropyltoluene	< .0005	mg/l			WG423629	05/29/09 01:20
sec-Butylbenzene	< .0005	mg/l			WG423629	05/29/09 01:20
Styrene	< .0005	mg/l			WG423629	05/29/09 01:20
tert-Butylbenzene	< .0005	mg/l			WG423629	05/29/09 01:20
Tetrachloroethene	< .0005	mg/l			WG423629	05/29/09 01:20
Toluene	< .0005	mg/l			WG423629	05/29/09 01:20
trans-1,2-Dichloroethene	< .0005	mg/l			WG423629	05/29/09 01:20
trans-1,3-Dichloropropene	< .0005	mg/l			WG423629	05/29/09 01:20
trans-1,4-Dichloro-2-butene	< .0005	mg/l			WG423629	05/29/09 01:20
Trichloroethene	< .0005	mg/l			WG423629	05/29/09 01:20
Trichlorofluoromethane	< .0005	mg/l			WG423629	05/29/09 01:20
Vinyl acetate	< .0025	mg/l			WG423629	05/29/09 01:20

* Performance of this Analyte is outside of established criteria.

For additional information, please see Attachment A 'List of Analytes with QC Qualifiers.'



**ENVIRONMENTAL
SCIENCE CORP.**

12065 Lebanon Rd.
Mt. Juliet, TN 37122
(615) 758-5858
1-800-767-5859
Fax (615) 758-5859

Tax I.D. 62-0814289

Est. 1970

SLR International Corp. - West Linn, OR
Chris Kramer
1800 Blankenship Road, Suite 440
West Linn, OR 97068

Quality Assurance Report
Level II

June 12, 2009

L403960

Analyte	Result	Laboratory Blank		Limit	Batch	Date Analyzed
		Units	% Rec			
Vinyl chloride	< .0005	mg/l			WG423629	05/29/09 01:20
4-Bromofluorobenzene		% Rec.	99.83	75-128	WG423629	05/29/09 01:20
Dibromofluoromethane		% Rec.	99.79	79-125	WG423629	05/29/09 01:20
Toluene-d8		% Rec.	97.36	87-114	WG423629	05/29/09 01:20
Mercury	< .0002	mg/l			WG424079	05/31/09 18:30
2,4,6-Trichlorophenol	< .01	ppm			WG424196	05/31/09 12:07
2,4-Dichlorophenol	< .01	ppm			WG424196	05/31/09 12:07
2,4-Dimethylphenol	< .01	ppm			WG424196	05/31/09 12:07
2,4-Dinitrophenol	< .01	ppm			WG424196	05/31/09 12:07
2-Chlorophenol	< .01	ppm			WG424196	05/31/09 12:07
2-Methylphenol	< .01	ppm			WG424196	05/31/09 12:07
2-Nitrophenol	< .01	ppm			WG424196	05/31/09 12:07
3&4-Methyl Phenol	< .01	ppm			WG424196	05/31/09 12:07
4,6-Dinitro-2-methylphenol	< .01	ppm			WG424196	05/31/09 12:07
4-Chloro-3-methylphenol	< .01	ppm			WG424196	05/31/09 12:07
4-Nitrophenol	< .01	ppm			WG424196	05/31/09 12:07
Pentachlorophenol	< .01	ppm			WG424196	05/31/09 12:07
Phenol	< .01	ppm			WG424196	05/31/09 12:07
2,4,6-Tribromophenol		% Rec.	67.31	10-148	WG424196	05/31/09 12:07
2-Fluorobiphenyl		% Rec.	75.44	26-122	WG424196	05/31/09 12:07
2-Fluorophenol		% Rec.	42.63	10-87	WG424196	05/31/09 12:07
Nitrobenzene-d5		% Rec.	56.70	12-120	WG424196	05/31/09 12:07
Phenol-d5		% Rec.	28.06	10-67	WG424196	05/31/09 12:07
p-Terphenyl-d14		% Rec.	126.2	34-149	WG424196	05/31/09 12:07
Antimony	< 1	mg/kg			WG423551	05/31/09 12:12
Arsenic	< 1	mg/kg			WG423551	05/31/09 12:12
Beryllium	< .1	mg/kg			WG423551	05/31/09 12:12
Cadmium	< .25	mg/kg			WG423551	05/31/09 12:12
Chromium	< .5	mg/kg			WG423551	05/31/09 12:12
Copper	< 1	mg/kg			WG423551	05/31/09 12:12
Lead	< .25	mg/kg			WG423551	05/31/09 12:12
Nickel	< 1	mg/kg			WG423551	05/31/09 12:12
Selenium	< 1	mg/kg			WG423551	05/31/09 12:12
Silver	< .5	mg/kg			WG423551	05/31/09 12:12
Thallium	< 1	mg/kg			WG423551	05/31/09 12:12
Zinc	< 1.5	mg/kg			WG423551	05/31/09 12:12
Antimony	< .001	mg/l			WG424165	06/04/09 03:18
Arsenic	< .001	mg/l			WG424165	06/04/09 03:18
Thallium	< .001	mg/l			WG424165	06/04/09 03:18

Analyte	Units	Duplicate		RPD	Limit	Ref Samp	Batch
		Result	Duplicate				
Mercury	mg/kg	0.00	0.00	0.00	20	L403630-03	WG423494
Total Solids	%	93.4	94.0	0.672	5	L403960-03	WG423412
Mercury	mg/l	0.00	0.00	0.00	20	L404702-05	WG424079

* Performance of this Analyte is outside of established criteria.
For additional information, please see Attachment A 'List of Analytes with QC Qualifiers.'



**ENVIRONMENTAL
SCIENCE CORP.**

12065 Lebanon Rd.
Mt. Juliet, TN 37122
(615) 758-5858
1-800-767-5859
Fax (615) 758-5859

Tax I.D. 62-0814289

Est. 1970

SLR International Corp. - West Linn, OR
Chris Kramer
1800 Blankenship Road, Suite 440
West Linn, OR 97068

Quality Assurance Report
Level II

L403960

June 12, 2009

Analyte	Units	Duplicate		RPD	Limit	Ref Samp	Batch
		Result	Duplicate				
Antimony	mg/kg	1.77	1.60	10.1	20	L403960-01	WG423551
Arsenic	mg/kg	0.00	0.00	0.00	20	L403960-01	WG423551
Beryllium	mg/kg	0.970	0.930	4.21	20	L403960-01	WG423551
Cadmium	mg/kg	0.546	0.600	9.42	20	L403960-01	WG423551
Chromium	mg/kg	31.0	36.0	14.9	20	L403960-01	WG423551
Copper	mg/kg	3.17	4.40	32.5*	20	L403960-01	WG423551
Lead	mg/kg	2.56	2.40	6.45	20	L403960-01	WG423551
Nickel	mg/kg	30.8	39.0	23.5*	20	L403960-01	WG423551
Selenium	mg/kg	0.00	0.00	0.00	20	L403960-01	WG423551
Silver	mg/kg	0.00	0.00	0.00	20	L403960-01	WG423551
Thallium	mg/kg	0.00	0.00	0.00	20	L403960-01	WG423551
Zinc	mg/kg	18.6	21.0	12.1	20	L403960-01	WG423551
Antimony	mg/l	0.00	0.00	0.00	20	L404463-01	WG424165
Arsenic	mg/l	0.00	0.00	0.00	20	L404463-01	WG424165
Thallium	mg/l	0.00	0.00	0.00	20	L404463-01	WG424165

Analyte	Units	Laboratory Control Sample		% Rec	Limit	Batch
		Known Val	Result			
Diesel (C7-C26)	mg/l	.75	0.624	83.2	50-150	WG422935
Motor Oil (C16-C40)	mg/l	.75	0.556	74.2	50-150	WG422935
o-Terphenyl				94.64	50-150	WG422935
Diesel (C7-C26)	mg/kg	30	23.6	78.6	50-150	WG423285
Motor Oil (C16-C40)	mg/kg	30	22.8	75.9	50-150	WG423285
o-Terphenyl				87.53	50-150	WG423285
Mercury	mg/kg	8.77	7.86	89.6	71.6-127.7	WG423494
Total Solids	%	50	50.0	100.	85-115	WG423412
PCB 1260	mg/kg	.167	0.180	108.	62-131	WG423525
Decachlorobiphenyl				119.9*	18.9-115.8	WG423525
Tetrachloro-m-xylene				108.8	31.8-115.7	WG423525
1,1,1,2-Tetrachloroethane	mg/kg	.05	0.0498	99.7	73-134	WG423651
1,1,1-Trichloroethane	mg/kg	.05	0.0436	87.3	62-135	WG423651
1,1,2,2-Tetrachloroethane	mg/kg	.05	0.0470	93.9	74-129	WG423651
1,1,2-Trichloroethane	mg/kg	.05	0.0474	94.9	77-124	WG423651
1,1,2-Trichloro-1,2,2-trifluoroethane	mg/kg	.05	0.0457	91.4	49-155	WG423651
1,1-Dichloroethane	mg/kg	.05	0.0429	85.8	61-134	WG423651
1,1-Dichloroethene	mg/kg	.05	0.0476	95.2	53-136	WG423651
1,1-Dichloropropene	mg/kg	.05	0.0407	81.4	63-132	WG423651
1,2,3-Trichlorobenzene	mg/kg	.05	0.0462	92.4	62-146	WG423651
1,2,3-Trichloropropane	mg/kg	.05	0.0485	97.0	70-133	WG423651
1,2,3-Trimethylbenzene	mg/kg	.05	0.0430	86.0	73-126	WG423651
1,2,4-Trichlorobenzene	mg/kg	.05	0.0443	88.6	61-148	WG423651
1,2,4-Trimethylbenzene	mg/kg	.05	0.0485	96.9	68-135	WG423651
1,2-Dibromo-3-Chloropropane	mg/kg	.05	0.0474	94.7	61-134	WG423651
1,2-Dibromoethane	mg/kg	.05	0.0481	96.2	76-127	WG423651
1,2-Dichlorobenzene	mg/kg	.05	0.0442	88.3	77-123	WG423651

* Performance of this Analyte is outside of established criteria.

For additional information, please see Attachment A 'List of Analytes with QC Qualifiers.'



ENVIRONMENTAL SCIENCE CORP.

12065 Lebanon Rd.
Mt. Juliet, TN 37122
(615) 758-5858
1-800-767-5859
Fax (615) 758-5859

Tax I.D. 62-0814289

Est. 1970

SLR International Corp. - West Linn, OR
Chris Kramer
1800 Blankenship Road, Suite 440
West Linn, OR 97068

Quality Assurance Report Level II

June 12, 2009

L403960

Analyte	Units	Laboratory Control Sample		% Rec	Limit	Batch
		Known Val	Result			
1,2-Dichloroethane	mg/kg	.05	0.0413	82.6	58-141	WG423651
1,2-Dichloropropane	mg/kg	.05	0.0453	90.6	71-128	WG423651
1,3,5-Trimethylbenzene	mg/kg	.05	0.0499	99.7	71-133	WG423651
1,3-Dichlorobenzene	mg/kg	.05	0.0505	101.	71-132	WG423651
1,3-Dichloropropane	mg/kg	.05	0.0442	88.4	76-120	WG423651
1,4-Dichlorobenzene	mg/kg	.05	0.0427	85.4	72-123	WG423651
2,2-Dichloropropane	mg/kg	.05	0.0423	84.5	50-147	WG423651
2-Butanone (MEK)	mg/kg	.25	0.190	75.9	51-131	WG423651
2-Chloroethyl vinyl ether	mg/kg	.25	0.213	85.0	0-188	WG423651
2-Chlorotoluene	mg/kg	.05	0.0477	95.3	73-128	WG423651
4-Chlorotoluene	mg/kg	.05	0.0464	92.9	72-129	WG423651
4-Methyl-2-pentanone (MIBK)	mg/kg	.25	0.215	85.9	61-143	WG423651
Acetone	mg/kg	.25	0.227	90.7	44-140	WG423651
Acrylonitrile	mg/kg	.25	0.210	84.2	55-143	WG423651
Benzene	mg/kg	.05	0.0428	85.7	65-128	WG423651
Bromobenzene	mg/kg	.05	0.0489	97.9	75-123	WG423651
Bromodichloromethane	mg/kg	.05	0.0465	92.9	66-126	WG423651
Bromoform	mg/kg	.05	0.0538	108.	64-139	WG423651
Bromomethane	mg/kg	.05	0.0475	95.0	41-175	WG423651
Carbon tetrachloride	mg/kg	.05	0.0430	86.0	60-140	WG423651
Chlorobenzene	mg/kg	.05	0.0477	95.4	75-125	WG423651
Chlorodibromomethane	mg/kg	.05	0.0496	99.2	72-137	WG423651
Chloroethane	mg/kg	.05	0.0474	94.8	44-159	WG423651
Chloroform	mg/kg	.05	0.0422	84.5	63-123	WG423651
Chloromethane	mg/kg	.05	0.0427	85.3	42-149	WG423651
cis-1,2-Dichloroethene	mg/kg	.05	0.0443	88.6	71-129	WG423651
cis-1,3-Dichloropropene	mg/kg	.05	0.0442	88.4	73-132	WG423651
Di-isopropyl ether	mg/kg	.05	0.0414	82.7	59-143	WG423651
Dibromomethane	mg/kg	.05	0.0435	87.0	70-130	WG423651
Dichlorodifluoromethane	mg/kg	.05	0.0537	107.	26-186	WG423651
Ethylbenzene	mg/kg	.05	0.0474	94.8	74-128	WG423651
Hexachloro-1,3-butadiene	mg/kg	.05	0.0455	91.0	65-137	WG423651
Isopropylbenzene	mg/kg	.05	0.0488	97.7	73-130	WG423651
Methyl tert-butyl ether	mg/kg	.05	0.0425	85.1	44-148	WG423651
Methylene Chloride	mg/kg	.05	0.0442	88.3	57-129	WG423651
n-Butylbenzene	mg/kg	.05	0.0407	81.4	60-145	WG423651
n-Propylbenzene	mg/kg	.05	0.0467	93.4	71-132	WG423651
Naphthalene	mg/kg	.05	0.0448	89.7	61-142	WG423651
p-Isopropyltoluene	mg/kg	.05	0.0504	101.	67-138	WG423651
sec-Butylbenzene	mg/kg	.05	0.0488	97.6	71-134	WG423651
Styrene	mg/kg	.05	0.0496	99.1	76-133	WG423651
tert-Butylbenzene	mg/kg	.05	0.0502	100.	72-132	WG423651
Tetrachloroethene	mg/kg	.05	0.0474	94.7	65-135	WG423651
Toluene	mg/kg	.05	0.0421	84.3	70-120	WG423651
trans-1,2-Dichloroethene	mg/kg	.05	0.0459	91.9	61-133	WG423651
trans-1,3-Dichloropropene	mg/kg	.05	0.0431	86.2	70-135	WG423651
Trichloroethene	mg/kg	.05	0.0472	94.5	71-126	WG423651
Trichlorofluoromethane	mg/kg	.05	0.0474	94.9	52-147	WG423651
Vinyl chloride	mg/kg	.05	0.0440	88.1	50-151	WG423651
4-Bromofluorobenzene				108.1	59-140	WG423651
Dibromofluoromethane				98.01	63-139	WG423651
Toluene-d8				98.80	84-116	WG423651
1,2,4-Trichlorobenzene	ppm	.333	0.241	72.5	46-99	WG423526
2,4,6-Trichlorophenol	ppm	.333	0.249	74.7	56-109	WG423526
2,4-Dichlorophenol	ppm	.333	0.253	76.1	54-107	WG423526
2,4-Dimethylphenol	ppm	.333	0.432	130.*	58-119	WG423526
2,4-Dinitrophenol	ppm	.333	0.248	74.3	16-130	WG423526

* Performance of this Analyte is outside of established criteria.

For additional information, please see Attachment A 'List of Analytes with QC Qualifiers.'



**ENVIRONMENTAL
SCIENCE CORP.**

12065 Lebanon Rd.
Mt. Juliet, TN 37122
(615) 758-5858
1-800-767-5859
Fax (615) 758-5859

Tax I.D. 62-0814289

Est. 1970

SLR International Corp. - West Linn, OR
Chris Kramer
1800 Blankenship Road, Suite 440
West Linn, OR 97068

Quality Assurance Report
Level II

L403960

June 12, 2009

Analyte	Units	Laboratory Control Sample		% Rec	Limit	Batch
		Known Val	Result			
2,4-Dinitrotoluene	ppm	.333	0.269	80.9	53-120	WG423526
2,6-Dinitrotoluene	ppm	.333	0.270	81.0	56-113	WG423526
2-Chloronaphthalene	ppm	.333	0.248	74.4	55-103	WG423526
2-Chlorophenol	ppm	.333	0.247	74.2	52-108	WG423526
2-Methylnaphthalene	ppm	.333	0.273	82.1	52-107	WG423526
2-Methylphenol	ppm	.333	0.287	86.1	58-116	WG423526
2-Nitrophenol	ppm	.333	0.275	82.5	38-110	WG423526
3&4-Methyl Phenol	ppm	.333	0.322	96.8	60-136	WG423526
3,3-Dichlorobenzidine	ppm	.333	0.238	71.4	24-123	WG423526
4,6-Dinitro-2-methylphenol	ppm	.333	0.234	70.4	34-111	WG423526
4-Bromophenyl-phenylether	ppm	.333	0.220	66.1	47-98	WG423526
4-Chloro-3-methylphenol	ppm	.333	0.278	83.4	54-116	WG423526
4-Chlorophenyl-phenylether	ppm	.333	0.249	74.8	55-106	WG423526
4-Nitrophenol	ppm	.333	0.261	78.5	34-123	WG423526
Acenaphthene	ppm	.333	0.269	80.7	54-102	WG423526
Acenaphthylene	ppm	.333	0.271	81.4	56-104	WG423526
Anthracene	ppm	.333	0.288	86.6	57-112	WG423526
Benzidine	ppm	.333	0.00726	2.18	0-13	WG423526
Benzo(a)anthracene	ppm	.333	0.293	88.1	55-105	WG423526
Benzo(a)pyrene	ppm	.333	0.269	80.7	59-114	WG423526
Benzo(b)fluoranthene	ppm	.333	0.234	70.4	44-116	WG423526
Benzo(g,h,i)perylene	ppm	.333	0.271	81.5	41-127	WG423526
Benzo(k)fluoranthene	ppm	.333	0.306	91.9	36-119	WG423526
Benzylbutyl phthalate	ppm	.333	0.295	88.4	57-130	WG423526
Bis(2-chlorethoxy)methane	ppm	.333	0.250	75.2	52-107	WG423526
Bis(2-chloroethyl)ether	ppm	.333	0.232	69.6	38-115	WG423526
Bis(2-chloroisopropyl)ether	ppm	.333	0.253	76.0	49-106	WG423526
Bis(2-ethylhexyl)phthalate	ppm	.333	0.292	87.6	50-130	WG423526
Chrysene	ppm	.333	0.266	80.0	54-103	WG423526
Di-n-butyl phthalate	ppm	.333	0.283	85.1	56-121	WG423526
Di-n-octyl phthalate	ppm	.333	0.281	84.4	50-128	WG423526
Dibenz(a,h)anthracene	ppm	.333	0.263	79.1	42-128	WG423526
Diethyl phthalate	ppm	.333	0.251	75.3	57-110	WG423526
Dimethyl phthalate	ppm	.333	0.244	73.2	57-108	WG423526
Fluoranthene	ppm	.333	0.285	85.5	51-109	WG423526
Fluorene	ppm	.333	0.275	82.6	53-106	WG423526
Hexachloro-1,3-butadiene	ppm	.333	0.267	80.1	46-110	WG423526
Hexachlorobenzene	ppm	.333	0.254	76.1	51-117	WG423526
Hexachlorocyclopentadiene	ppm	.333	0.267	80.1	21-127	WG423526
Hexachloroethane	ppm	.333	0.236	70.8	43-104	WG423526
Indeno(1,2,3-cd)pyrene	ppm	.333	0.262	78.6	42-127	WG423526
Isophorone	ppm	.333	0.259	77.8	56-116	WG423526
n-Nitrosodi-n-propylamine	ppm	.333	0.239	71.7	54-113	WG423526
n-Nitrosodimethylamine	ppm	.333	0.269	80.8	35-111	WG423526
n-Nitrosodiphenylamine	ppm	.333	0.257	77.2	66-126	WG423526
Naphthalene	ppm	.333	0.249	74.9	46-97	WG423526
Nitrobenzene	ppm	.333	0.246	73.8	46-102	WG423526
Pentachlorophenol	ppm	.333	0.261	78.4	37-118	WG423526
Phenanthrene	ppm	.333	0.271	81.3	56-102	WG423526
Phenol	ppm	.333	0.269	80.7	55-115	WG423526
Pyrene	ppm	.333	0.281	84.4	53-111	WG423526
2,4,6-Tribromophenol				77.09	25-137	WG423526
2-Fluorobiphenyl				71.07	30-120	WG423526
2-Fluorophenol				77.89	26-130	WG423526
Nitrobenzene-d5				75.87	18-119	WG423526
Phenol-d5				78.27	37-141	WG423526
p-Terphenyl-d14				86.70	23-143	WG423526

* Performance of this Analyte is outside of established criteria.
For additional information, please see Attachment A 'List of Analytes with QC Qualifiers.'



**ENVIRONMENTAL
SCIENCE CORP.**

12065 Lebanon Rd.
Mt. Juliet, TN 37122
(615) 758-5858
1-800-767-5859
Fax (615) 758-5859

Tax I.D. 62-0814289

Est. 1970

SLR International Corp. - West Linn, OR
Chris Kramer
1800 Blankenship Road, Suite 440

Quality Assurance Report
Level II

West Linn, OR 97068

L403960

June 12, 2009

Analyte	Units	Laboratory Control Sample		% Rec	Limit	Batch
		Known Val	Result			
1,2,4-Trichlorobenzene	ppm	.01	0.00646	64.6	26-103	WG423529
2,4-Dinitrotoluene	ppm	.01	0.00828	82.8	56-128	WG423529
2,6-Dinitrotoluene	ppm	.01	0.00802	80.2	56-121	WG423529
2-Chloronaphthalene	ppm	.01	0.00726	72.6	44-110	WG423529
2-Methylnaphthalene	ppm	.01	0.00755	75.5	28-122	WG423529
3,3-Dichlorobenzidine	ppm	.01	0.00886	88.6	46-145	WG423529
4-Bromophenyl-phenylether	ppm	.01	0.00653	65.3	45-105	WG423529
4-Chlorophenyl-phenylether	ppm	.01	0.00762	76.2	49-116	WG423529
Acenaphthene	ppm	.01	0.00776	77.6	48-110	WG423529
Acenaphthylene	ppm	.01	0.00790	79.0	48-113	WG423529
Anthracene	ppm	.01	0.00862	86.2	55-127	WG423529
Benzidine	ppm	.01	0.00640	6.40	0-46	WG423529
Benzo(a)anthracene	ppm	.01	0.00839	83.9	57-115	WG423529
Benzo(a)pyrene	ppm	.01	0.00851	85.1	63-125	WG423529
Benzo(b)fluoranthene	ppm	.01	0.00858	85.8	50-123	WG423529
Benzo(g,h,i)perylene	ppm	.01	0.00867	86.7	39-143	WG423529
Benzo(k)fluoranthene	ppm	.01	0.00805	80.5	45-126	WG423529
Benzylbutyl phthalate	ppm	.01	0.00478	47.8	22-154	WG423529
Bis(2-chloroethoxy)methane	ppm	.01	0.00763	76.3	42-116	WG423529
Bis(2-chloroethyl)ether	ppm	.01	0.00623	62.3	26-115	WG423529
Bis(2-chloroisopropyl)ether	ppm	.01	0.00705	70.5	32-115	WG423529
Bis(2-ethylhexyl)phthalate	ppm	.01	0.00913	91.3	47-143	WG423529
Chrysene	ppm	.01	0.00891	89.1	58-113	WG423529
Di-n-butyl phthalate	ppm	.01	0.00686	68.6	51-131	WG423529
Di-n-octyl phthalate	ppm	.01	0.00841	84.1	51-138	WG423529
Dibenz(a,h)anthracene	ppm	.01	0.00833	83.3	39-144	WG423529
Diethyl phthalate	ppm	.01	0.00513	51.3	36-128	WG423529
Dimethyl phthalate	ppm	.01	0.00254	25.5	10-135	WG423529
Fluoranthene	ppm	.01	0.00850	85.0	53-119	WG423529
Fluorene	ppm	.01	0.00844	84.4	49-116	WG423529
Hexachloro-1,3-butadiene	ppm	.01	0.00735	73.5	21-116	WG423529
Hexachlorobenzene	ppm	.01	0.00728	72.8	51-121	WG423529
Hexachlorocyclopentadiene	ppm	.01	0.00678	67.8	4-126	WG423529
Hexachloroethane	ppm	.01	0.00584	58.4	15-109	WG423529
Indeno(1,2,3-cd)pyrene	ppm	.01	0.00841	84.1	40-143	WG423529
Isophorone	ppm	.01	0.00756	75.6	48-126	WG423529
n-Nitrosodi-n-propylamine	ppm	.01	0.00704	70.4	47-122	WG423529
n-Nitrosodimethylamine	ppm	.01	0.00436	43.6	11-69	WG423529
n-Nitrosodiphenylamine	ppm	.01	0.00732	73.2	59-143	WG423529
Naphthalene	ppm	.01	0.00696	69.6	29-103	WG423529
Nitrobenzene	ppm	.01	0.00705	70.5	31-105	WG423529
Phenanthrene	ppm	.01	0.00808	80.8	54-112	WG423529
Pyrene	ppm	.01	0.00837	83.7	46-130	WG423529
2,4,6-Tribromophenol				72.33	10-148	WG423529
2-Fluorobiphenyl				69.29	26-122	WG423529
2-Fluorophenol				38.22	10-87	WG423529
Nitrobenzene-d5				68.01	12-120	WG423529
Phenol-d5				23.07	10-67	WG423529
p-Terphenyl-d14				86.05	34-149	WG423529
Diesel Range Organics (DRO)	mg/l	.75	0.592	79.0	50-150	WG423739
Residual Range Organics (RRO)	mg/l	.75	0.569	75.8*	0-0	WG423739
o-Terphenyl				85.33	50-150	WG423739
1,1,1,2-Tetrachloroethane	mg/l	.025	0.0246	98.5	75-134	WG423629
1,1,1-Trichloroethane	mg/l	.025	0.0236	94.2	67-137	WG423629
1,1,2,2-Tetrachloroethane	mg/l	.025	0.0184	73.7	72-128	WG423629

* Performance of this Analyte is outside of established criteria.

For additional information, please see Attachment A 'List of Analytes with QC Qualifiers.'



**ENVIRONMENTAL
SCIENCE CORP.**

12065 Lebanon Rd.
Mt. Juliet, TN 37122
(615) 758-5858
1-800-767-5859
Fax (615) 758-5859

Tax I.D. 62-0814289

Est. 1970

SLR International Corp. - West Linn, OR
Chris Kramer
1800 Blankenship Road, Suite 440
West Linn, OR 97068

Quality Assurance Report
Level II

L403960

June 12, 2009

Analyte	Units	Laboratory Control Sample		% Rec	Limit	Batch
		Known Val	Result			
1,1,2-Trichloroethane	mg/l	.025	0.0199	79.7	79-123	WG423629
1,1,2-Trichloro-1,2,2-trifluoroethane	mg/l	.025	0.0206	82.3	51-149	WG423629
1,1-Dichloroethane	mg/l	.025	0.0238	95.4	67-133	WG423629
1,1-Dichloroethene	mg/l	.025	0.0241	96.4	60-130	WG423629
1,1-Dichloropropene	mg/l	.025	0.0238	95.1	68-132	WG423629
1,2,3-Trichlorobenzene	mg/l	.025	0.0207	82.8	63-138	WG423629
1,2,3-Trichloropropane	mg/l	.025	0.0202	80.8	68-130	WG423629
1,2,3-Trimethylbenzene	mg/l	.025	0.0248	99.3	70-127	WG423629
1,2,4-Trichlorobenzene	mg/l	.025	0.0218	87.3	65-137	WG423629
1,2,4-Trimethylbenzene	mg/l	.025	0.0238	95.4	72-135	WG423629
1,2-Dibromo-3-Chloropropane	mg/l	.025	0.0189	75.7	55-134	WG423629
1,2-Dibromoethane	mg/l	.025	0.0187	74.7*	75-126	WG423629
1,2-Dichlorobenzene	mg/l	.025	0.0231	92.2	75-122	WG423629
1,2-Dichloroethane	mg/l	.025	0.0204	81.7	63-137	WG423629
1,2-Dichloropropane	mg/l	.025	0.0220	87.9	74-122	WG423629
1,3,5-Trimethylbenzene	mg/l	.025	0.0242	96.7	73-134	WG423629
1,3-Dichlorobenzene	mg/l	.025	0.0228	91.2	73-131	WG423629
1,3-Dichloropropane	mg/l	.025	0.0187	74.8*	77-119	WG423629
1,4-Dichlorobenzene	mg/l	.025	0.0234	93.7	70-121	WG423629
2,2-Dichloropropane	mg/l	.025	0.0239	95.5	46-151	WG423629
2-Butanone (MEK)	mg/l	.125	0.0913	73.0	53-132	WG423629
2-Chloroethyl vinyl ether	mg/l	.125	0.0862	69.0	0-171	WG423629
2-Chlorotoluene	mg/l	.025	0.0230	92.1	74-128	WG423629
2-Hexanone	mg/l	.125	0.0916	73.3	56-147	WG423629
4-Chlorotoluene	mg/l	.025	0.0224	89.6	74-130	WG423629
4-Methyl-2-pentanone (MIBK)	mg/l	.125	0.0967	77.4	60-142	WG423629
Acetone	mg/l	.125	0.106	84.9	48-134	WG423629
Acrylonitrile	mg/l	.125	0.104	83.4	60-140	WG423629
Benzene	mg/l	.025	0.0235	93.9	67-126	WG423629
Bromobenzene	mg/l	.025	0.0209	83.5	76-123	WG423629
Bromochloromethane	mg/l	.025	0.0216	86.5	75-128	WG423629
Bromodichloromethane	mg/l	.025	0.0224	89.5	68-133	WG423629
Bromoform	mg/l	.025	0.0207	82.9	60-139	WG423629
Bromomethane	mg/l	.025	0.0246	98.5	45-175	WG423629
Carbon disulfide	mg/l	.025	0.0242	96.9	41-148	WG423629
Carbon tetrachloride	mg/l	.025	0.0234	93.5	64-141	WG423629
Chlorobenzene	mg/l	.025	0.0230	91.9	77-125	WG423629
Chlorodibromomethane	mg/l	.025	0.0218	87.2	73-138	WG423629
Chloroethane	mg/l	.025	0.0247	98.7	49-155	WG423629
Chloroform	mg/l	.025	0.0216	86.4	66-126	WG423629
Chloromethane	mg/l	.025	0.0243	97.4	45-152	WG423629
cis-1,2-Dichloroethene	mg/l	.025	0.0237	94.7	72-128	WG423629
cis-1,3-Dichloropropene	mg/l	.025	0.0215	86.0	73-131	WG423629
Di-isopropyl ether	mg/l	.025	0.0238	95.3	63-139	WG423629
Dibromomethane	mg/l	.025	0.0195	78.1	73-125	WG423629
Dichlorodifluoromethane	mg/l	.025	0.0246	98.3	39-189	WG423629
Ethylbenzene	mg/l	.025	0.0240	96.1	76-129	WG423629
Hexachloro-1,3-butadiene	mg/l	.025	0.0246	98.3	67-135	WG423629
Iodomethane	mg/l	.125	0.116	92.5	61-148	WG423629
Isopropylbenzene	mg/l	.025	0.0243	97.4	73-132	WG423629
Methyl tert-butyl ether	mg/l	.025	0.0211	84.3	51-142	WG423629
Methylene Chloride	mg/l	.025	0.0228	91.2	64-125	WG423629
n-Butylbenzene	mg/l	.025	0.0259	104.	63-142	WG423629
n-Hexane	mg/l	.025	0.0198	79.4	33-167	WG423629
n-Propylbenzene	mg/l	.025	0.0232	92.9	71-132	WG423629
Naphthalene	mg/l	.025	0.0204	81.7	56-145	WG423629
p-Isopropyltoluene	mg/l	.025	0.0245	98.0	68-138	WG423629
sec-Butylbenzene	mg/l	.025	0.0243	97.2	70-135	WG423629
Styrene	mg/l	.025	0.0229	91.4	78-130	WG423629

* Performance of this Analyte is outside of established criteria.

For additional information, please see Attachment A 'List of Analytes with QC Qualifiers.'



**ENVIRONMENTAL
SCIENCE CORP.**

12065 Lebanon Rd.
Mt. Juliet, TN 37122
(615) 758-5858
1-800-767-5859
Fax (615) 758-5859

Tax I.D. 62-0814289

Est. 1970

SLR International Corp. - West Linn, OR
Chris Kramer
1800 Blankenship Road, Suite 440
West Linn, OR 97068

Quality Assurance Report
Level II

L403960

June 12, 2009

Analyte	Units	Laboratory Control Sample		% Rec	Limit	Batch
		Known Val	Result			
tert-Butylbenzene	mg/l	.025	0.0250	99.8	72-134	WG423629
Tetrachloroethene	mg/l	.025	0.0243	97.4	67-135	WG423629
Toluene	mg/l	.025	0.0228	91.1	72-122	WG423629
trans-1,2-Dichloroethene	mg/l	.025	0.0241	96.5	67-129	WG423629
trans-1,3-Dichloropropene	mg/l	.025	0.0196	78.3	66-137	WG423629
trans-1,4-Dichloro-2-butene	mg/l	.025	0.0175	70.0	48-139	WG423629
Trichloroethene	mg/l	.025	0.0237	94.9	74-126	WG423629
Trichlorofluoromethane	mg/l	.025	0.0244	97.5	54-156	WG423629
Vinyl acetate	mg/l	.125	0.0735	58.8	34-178	WG423629
Vinyl chloride	mg/l	.025	0.0239	95.5	55-153	WG423629
4-Bromofluorobenzene				92.07	75-128	WG423629
Dibromofluoromethane				100.3	79-125	WG423629
Toluene-d8				99.01	87-114	WG423629
Mercury	mg/l	.003	0.00291	97.0	85-115	WG424079
2,4,6-Trichlorophenol	ppm	.01	0.00849	84.9	49-118	WG424196
2,4-Dichlorophenol	ppm	.01	0.00844	84.4	46-115	WG424196
2,4-Dimethylphenol	ppm	.01	0.0132	132.*	40-124	WG424196
2,4-Dinitrophenol	ppm	.01	0.00751	75.1	10-125	WG424196
2-Chlorophenol	ppm	.01	0.00724	72.4	38-114	WG424196
2-Methylphenol	ppm	.01	0.00722	72.2	42-99	WG424196
2-Nitrophenol	ppm	.01	0.00811	81.1	35-118	WG424196
3&4-Methyl Phenol	ppm	.01	0.00746	74.6	36-102	WG424196
4,6-Dinitro-2-methylphenol	ppm	.01	0.00809	80.9	24-119	WG424196
4-Chloro-3-methylphenol	ppm	.01	0.00829	82.9	47-116	WG424196
4-Nitrophenol	ppm	.01	0.00352	35.2	10-66	WG424196
Pentachlorophenol	ppm	.01	0.00824	82.4	20-122	WG424196
Phenol	ppm	.01	0.00321	32.1	17-52	WG424196
2,4,6-Tribromophenol				83.48	10-148	WG424196
2-Fluorobiphenyl				83.00	26-122	WG424196
2-Fluorophenol				45.20	10-87	WG424196
Nitrobenzene-d5				76.80	12-120	WG424196
Phenol-d5				29.82	10-67	WG424196
p-Terphenyl-d14				128.9	34-149	WG424196
Antimony	mg/kg	85.1	41.9	49.2	1.2-242.1	WG423551
Arsenic	mg/kg	192	189.	98.4	78.6-120.8	WG423551
Beryllium	mg/kg	69.3	71.7	103.	79.8-120.1	WG423551
Cadmium	mg/kg	70.1	68.1	97.1	78.5-121.5	WG423551
Chromium	mg/kg	168	176.	105.	80.4-120.2	WG423551
Copper	mg/kg	122	130.	107.	81.6-119.7	WG423551
Lead	mg/kg	113	129.	114.	77.3-122.1	WG423551
Nickel	mg/kg	74.1	81.4	110.	78.8-121.2	WG423551
Selenium	mg/kg	176	171.	97.2	75.6-125.0	WG423551
Silver	mg/kg	115	119.	103.	66-133.9	WG423551
Thallium	mg/kg	111	110.	99.1	77.6-122.5	WG423551
Zinc	mg/kg	437	430.	98.4	78.5-121.7	WG423551
Antimony	mg/l	.0567	0.0551	97.2	85-115	WG424165
Arsenic	mg/l	.0567	0.0541	95.4	85-115	WG424165
Thallium	mg/l	.0567	0.0554	97.7	85-115	WG424165

* Performance of this Analyte is outside of established criteria.
For additional information, please see Attachment A 'List of Analytes with QC Qualifiers.'



**ENVIRONMENTAL
SCIENCE CORP.**

12065 Lebanon Rd.
Mt. Juliet, TN 37122
(615) 758-5858
1-800-767-5859
Fax (615) 758-5859

Tax I.D. 62-0814289

Est. 1970

SLR International Corp. - West Linn, OR
Chris Kramer
1800 Blankenship Road, Suite 440
West Linn, OR 97068

Quality Assurance Report
Level II

L403960

June 12, 2009

Analyte	Units	Laboratory Control		Sample Duplicate	Limit	RPD	Limit	Batch
		Result	Ref	%Rec				
Diesel (C7-C26)	mg/l	0.559	0.624	75.0	50-150	10.9	20	WG422935
Motor Oil (C16-C40)	mg/l	0.481	0.556	64.0	50-150	14.6	25	WG422935
o-Terphenyl				85.65	50-150			WG422935
Diesel (C7-C26)	mg/kg	24.8	23.6	83.0	50-150	5.02	20	WG423285
Motor Oil (C16-C40)	mg/kg	23.1	22.8	77.0	50-150	1.24	25	WG423285
o-Terphenyl				90.89	50-150			WG423285
PCB 1260	mg/kg	0.174	0.180	104.	62-131	3.00	22	WG423525
Decachlorobiphenyl				112.4	18.9-115.8			WG423525
Tetrachloro-m-xylene				106.2	31.8-115.7			WG423525
1,1,1,2-Tetrachloroethane	mg/kg	0.0497	0.0498	99.0	73-134	0.183	20	WG423651
1,1,1-Trichloroethane	mg/kg	0.0434	0.0436	87.0	62-135	0.566	20	WG423651
1,1,2,2-Tetrachloroethane	mg/kg	0.0454	0.0470	91.0	74-129	3.36	20	WG423651
1,1,2-Trichloroethane	mg/kg	0.0492	0.0474	98.0	77-124	3.64	20	WG423651
1,1,2-Trichloro-1,2,2-trifluoroethane	mg/kg	0.0428	0.0457	86.0	49-155	6.44	20	WG423651
1,1-Dichloroethane	mg/kg	0.0411	0.0429	82.0	61-134	4.19	20	WG423651
1,1-Dichloroethene	mg/kg	0.0428	0.0476	86.0	53-136	10.5	20	WG423651
1,1-Dichloropropene	mg/kg	0.0393	0.0407	79.0	63-132	3.32	20	WG423651
1,2,3-Trichlorobenzene	mg/kg	0.0458	0.0462	92.0	62-146	0.931	20	WG423651
1,2,3-Trichloropropane	mg/kg	0.0476	0.0485	95.0	70-133	1.80	20	WG423651
1,2,3-Trimethylbenzene	mg/kg	0.0433	0.0430	87.0	73-126	0.599	20	WG423651
1,2,4-Trichlorobenzene	mg/kg	0.0438	0.0443	88.0	61-148	1.17	20	WG423651
1,2,4-Trimethylbenzene	mg/kg	0.0456	0.0485	91.0	68-135	6.16	20	WG423651
1,2-Dibromo-3-Chloropropane	mg/kg	0.0492	0.0474	98.0	61-134	3.70	21	WG423651
1,2-Dibromoethane	mg/kg	0.0486	0.0481	97.0	76-127	1.04	20	WG423651
1,2-Dichlorobenzene	mg/kg	0.0443	0.0442	89.0	77-123	0.293	20	WG423651
1,2-Dichloroethane	mg/kg	0.0407	0.0413	81.0	58-141	1.39	20	WG423651
1,2-Dichloropropane	mg/kg	0.0466	0.0453	93.0	71-128	2.88	20	WG423651
1,3,5-Trimethylbenzene	mg/kg	0.0475	0.0499	95.0	71-133	4.77	20	WG423651
1,3-Dichlorobenzene	mg/kg	0.0481	0.0505	96.0	71-132	4.82	20	WG423651
1,3-Dichloropropane	mg/kg	0.0459	0.0442	92.0	76-120	3.76	20	WG423651
1,4-Dichlorobenzene	mg/kg	0.0431	0.0427	86.0	72-123	0.952	20	WG423651
2,2-Dichloropropane	mg/kg	0.0416	0.0423	83.0	50-147	1.55	20	WG423651
2-Butanone (MEK)	mg/kg	0.187	0.190	75.0	51-131	1.70	25	WG423651
2-Chloroethyl vinyl ether	mg/kg	0.231	0.213	92.0	0-188	8.11	39	WG423651
2-Chlorotoluene	mg/kg	0.0457	0.0477	91.0	73-128	4.24	20	WG423651
4-Chlorotoluene	mg/kg	0.0451	0.0464	90.0	72-129	2.97	20	WG423651
4-Methyl-2-pentanone (MIBK)	mg/kg	0.224	0.215	90.0	61-143	4.38	23	WG423651
Acetone	mg/kg	0.213	0.227	85.0	44-140	6.34	25	WG423651
Acrylonitrile	mg/kg	0.198	0.210	79.0	55-143	5.88	20	WG423651
Benzene	mg/kg	0.0414	0.0428	83.0	65-128	3.47	20	WG423651
Bromobenzene	mg/kg	0.0481	0.0489	96.0	75-123	1.74	20	WG423651
Bromodichloromethane	mg/kg	0.0460	0.0465	92.0	66-126	1.03	20	WG423651
Bromoform	mg/kg	0.0530	0.0538	106.	64-139	1.47	20	WG423651
Bromomethane	mg/kg	0.0454	0.0475	91.0	41-175	4.46	20	WG423651
Carbon tetrachloride	mg/kg	0.0422	0.0430	84.0	60-140	1.80	20	WG423651
Chlorobenzene	mg/kg	0.0482	0.0477	96.0	75-125	0.994	20	WG423651
Chlorodibromomethane	mg/kg	0.0511	0.0496	102.	72-137	2.87	20	WG423651
Chloroethane	mg/kg	0.0461	0.0474	92.0	44-159	2.84	20	WG423651
Chloroform	mg/kg	0.0409	0.0422	82.0	63-123	3.23	20	WG423651
Chloromethane	mg/kg	0.0401	0.0427	80.0	42-149	6.21	20	WG423651
cis-1,2-Dichloroethene	mg/kg	0.0437	0.0443	87.0	71-129	1.21	20	WG423651
cis-1,3-Dichloropropene	mg/kg	0.0450	0.0442	90.0	73-132	1.74	20	WG423651
Di-isopropyl ether	mg/kg	0.0400	0.0414	80.0	59-143	3.40	20	WG423651
Dibromomethane	mg/kg	0.0431	0.0435	86.0	70-130	1.03	20	WG423651

* Performance of this Analyte is outside of established criteria.

For additional information, please see Attachment A 'List of Analytes with QC Qualifiers.'



ENVIRONMENTAL SCIENCE CORP.

12065 Lebanon Rd.
Mt. Juliet, TN 37122
(615) 758-5858
1-800-767-5859
Fax (615) 758-5859

Tax I.D. 62-0814289

Est. 1970

SLR International Corp. - West Linn, OR
Chris Kramer
1800 Blankenship Road, Suite 440
West Linn, OR 97068

Quality Assurance Report Level II

June 12, 2009

L403960

Analyte	Units	Laboratory Control		Sample Duplicate	Limit	RPD	Limit	Batch
		Result	Ref	%Rec				
Dichlorodifluoromethane	mg/kg	0.0505	0.0537	101.	26-186	6.08	22	WG423651
Ethylbenzene	mg/kg	0.0478	0.0474	96.0	74-128	0.873	20	WG423651
Hexachloro-1,3-butadiene	mg/kg	0.0450	0.0455	90.0	65-137	0.994	20	WG423651
Isopropylbenzene	mg/kg	0.0484	0.0488	97.0	73-130	0.914	20	WG423651
Methyl tert-butyl ether	mg/kg	0.0408	0.0425	82.0	44-148	4.19	20	WG423651
Methylene Chloride	mg/kg	0.0412	0.0442	82.0	57-129	6.96	20	WG423651
n-Butylbenzene	mg/kg	0.0406	0.0407	81.0	60-145	0.186	20	WG423651
n-Propylbenzene	mg/kg	0.0450	0.0467	90.0	71-132	3.70	20	WG423651
Naphthalene	mg/kg	0.0445	0.0448	89.0	61-142	0.723	20	WG423651
p-Isopropyltoluene	mg/kg	0.0476	0.0504	95.0	67-138	5.71	20	WG423651
sec-Butylbenzene	mg/kg	0.0465	0.0488	93.0	71-134	4.74	20	WG423651
Styrene	mg/kg	0.0485	0.0496	97.0	76-133	2.08	20	WG423651
tert-Butylbenzene	mg/kg	0.0484	0.0502	97.0	72-132	3.70	20	WG423651
Tetrachloroethene	mg/kg	0.0478	0.0474	96.0	65-135	0.933	20	WG423651
Toluene	mg/kg	0.0435	0.0421	87.0	70-120	3.18	20	WG423651
trans-1,2-Dichloroethene	mg/kg	0.0438	0.0459	88.0	61-133	4.76	20	WG423651
trans-1,3-Dichloropropene	mg/kg	0.0454	0.0431	91.0	70-135	5.13	20	WG423651
Trichloroethene	mg/kg	0.0470	0.0472	94.0	71-126	0.592	20	WG423651
Trichlorofluoromethane	mg/kg	0.0448	0.0474	90.0	52-147	5.62	20	WG423651
Vinyl chloride	mg/kg	0.0417	0.0440	83.0	50-151	5.38	20	WG423651
4-Bromofluorobenzene				102.8	59-140			WG423651
Dibromofluoromethane				91.78	63-139			WG423651
Toluene-d8				101.2	84-116			WG423651
1,2,4-Trichlorobenzene	ppm	0.224	0.241	67.0	46-99	7.61	24	WG423526
2,4,6-Trichlorophenol	ppm	0.251	0.249	75.0	56-109	0.696	20	WG423526
2,4-Dichlorophenol	ppm	0.241	0.253	72.0	54-107	5.07	21	WG423526
2,4-Dimethylphenol	ppm	0.389	0.432	117.	58-119	10.5	23	WG423526
2,4-Dinitrophenol	ppm	0.215	0.248	65.0	16-130	13.9	45	WG423526
2,4-Dinitrotoluene	ppm	0.264	0.269	79.0	53-120	2.03	23	WG423526
2,6-Dinitrotoluene	ppm	0.257	0.270	77.0	56-113	4.92	22	WG423526
2-Chloronaphthalene	ppm	0.233	0.248	70.0	55-103	6.32	20	WG423526
2-Chlorophenol	ppm	0.237	0.247	71.0	52-108	4.01	24	WG423526
2-Methylnaphthalene	ppm	0.248	0.273	74.0	52-107	9.82	21	WG423526
2-Methylphenol	ppm	0.273	0.287	82.0	58-116	4.95	22	WG423526
2-Nitrophenol	ppm	0.255	0.275	76.0	38-110	7.62	24	WG423526
3&4-Methyl Phenol	ppm	0.311	0.322	93.0	60-136	3.65	29	WG423526
3,3-Dichlorobenzidine	ppm	0.223	0.238	67.0	24-123	6.29	35	WG423526
4,6-Dinitro-2-methylphenol	ppm	0.219	0.234	66.0	34-111	6.58	33	WG423526
4-Bromophenyl-phenylether	ppm	0.219	0.220	66.0	47-98	0.734	23	WG423526
4-Chloro-3-methylphenol	ppm	0.260	0.278	78.0	54-116	6.75	23	WG423526
4-Chlorophenyl-phenylether	ppm	0.249	0.249	75.0	55-106	0.293	22	WG423526
4-Nitrophenol	ppm	0.248	0.261	74.0	34-123	5.22	36	WG423526
Acenaphthene	ppm	0.257	0.269	77.0	54-102	4.34	20	WG423526
Acenaphthylene	ppm	0.256	0.271	77.0	56-104	5.89	20	WG423526
Anthracene	ppm	0.271	0.288	81.0	57-112	6.18	21	WG423526
Benzidine	ppm	0.00581	0.00726	2.00	0-13	22.1	50	WG423526
Benzo(a)anthracene	ppm	0.261	0.293	78.0	55-105	11.6	21	WG423526
Benzo(a)pyrene	ppm	0.271	0.269	81.0	59-114	0.900	22	WG423526
Benzo(b)fluoranthene	ppm	0.273	0.234	82.0	44-116	15.1	33	WG423526
Benzo(g,h,i)perylene	ppm	0.258	0.271	78.0	41-127	4.90	29	WG423526
Benzo(k)fluoranthene	ppm	0.256	0.306	77.0	36-119	17.7	37	WG423526
Benzylbutyl phthalate	ppm	0.270	0.295	81.0	57-130	8.82	27	WG423526
Bis(2-chlorethoxy)methane	ppm	0.249	0.250	75.0	52-107	0.668	21	WG423526
Bis(2-chloroethyl)ether	ppm	0.234	0.232	70.0	38-115	0.743	28	WG423526
Bis(2-chloroisopropyl)ether	ppm	0.239	0.253	72.0	49-106	5.68	25	WG423526
Bis(2-ethylhexyl)phthalate	ppm	0.268	0.292	80.0	50-130	8.53	29	WG423526
Chrysene	ppm	0.270	0.266	81.0	54-103	1.28	23	WG423526

* Performance of this Analyte is outside of established criteria.

For additional information, please see Attachment A 'List of Analytes with QC Qualifiers.'



**ENVIRONMENTAL
SCIENCE CORP.**

12065 Lebanon Rd.
Mt. Juliet, TN 37122
(615) 758-5858
1-800-767-5859
Fax (615) 758-5859

Tax I.D. 62-0814289

Est. 1970

SLR International Corp. - West Linn, OR
Chris Kramer
1800 Blankenship Road, Suite 440
West Linn, OR 97068

**Quality Assurance Report
Level II**

June 12, 2009

L403960

Analyte	Units	Laboratory Control		Sample Duplicate	Limit	RPD	Limit	Batch
		Result	Ref	%Rec				
Di-n-butyl phthalate	ppm	0.254	0.283	76.0	56-121	10.9	22	WG423526
Di-n-octyl phthalate	ppm	0.254	0.281	76.0	50-128	10.1	26	WG423526
Dibenz(a,h)anthracene	ppm	0.245	0.263	74.0	42-128	7.28	28	WG423526
Diethyl phthalate	ppm	0.244	0.251	73.0	57-110	2.75	20	WG423526
Dimethyl phthalate	ppm	0.232	0.244	70.0	57-108	5.22	20	WG423526
Fluoranthene	ppm	0.271	0.285	81.0	51-109	4.97	26	WG423526
Fluorene	ppm	0.252	0.275	76.0	53-106	8.88	20	WG423526
Hexachloro-1,3-butadiene	ppm	0.248	0.267	74.0	46-110	7.40	25	WG423526
Hexachlorobenzene	ppm	0.243	0.254	73.0	51-117	4.37	24	WG423526
Hexachlorocyclopentadiene	ppm	0.247	0.267	74.0	21-127	7.45	40	WG423526
Hexachloroethane	ppm	0.226	0.236	68.0	43-104	4.02	27	WG423526
Indeno(1,2,3-cd)pyrene	ppm	0.253	0.262	76.0	42-127	3.36	28	WG423526
Isophorone	ppm	0.237	0.259	71.0	56-116	9.09	21	WG423526
n-Nitrosodi-n-propylamine	ppm	0.236	0.239	71.0	54-113	1.25	21	WG423526
n-Nitrosodimethylamine	ppm	0.289	0.269	87.0	35-111	7.14	35	WG423526
n-Nitrosodiphenylamine	ppm	0.239	0.257	72.0	66-126	7.44	22	WG423526
Naphthalene	ppm	0.239	0.249	72.0	46-97	4.31	23	WG423526
Nitrobenzene	ppm	0.237	0.246	71.0	46-102	3.81	23	WG423526
Pentachlorophenol	ppm	0.239	0.261	72.0	37-118	8.65	28	WG423526
Phenanthrene	ppm	0.254	0.271	76.0	56-102	6.50	20	WG423526
Phenol	ppm	0.250	0.269	75.0	55-115	7.43	22	WG423526
Pyrene	ppm	0.249	0.281	75.0	53-111	12.2	26	WG423526
2,4,6-Tribromophenol				70.50	25-137			WG423526
2-Fluorobiphenyl				65.47	30-120			WG423526
2-Fluorophenol				76.25	26-130			WG423526
Nitrobenzene-d5				70.18	18-119			WG423526
Phenol-d5				73.17	37-141			WG423526
p-Terphenyl-d14				79.39	23-143			WG423526
1,2,4-Trichlorobenzene	ppm	0.00486	0.00646	49.0	26-103	28.3	38	WG423529
2,4-Dinitrotoluene	ppm	0.00706	0.00828	71.0	56-128	15.9	24	WG423529
2,6-Dinitrotoluene	ppm	0.00684	0.00802	68.0	56-121	15.9	23	WG423529
2-Chloronaphthalene	ppm	0.00577	0.00726	58.0	44-110	22.8	30	WG423529
2-Methylnaphthalene	ppm	0.00593	0.00755	59.0	28-122	24.1	36	WG423529
3,3-Dichlorobenzidine	ppm	0.00769	0.00886	77.0	46-145	14.0	31	WG423529
4-Bromophenyl-phenylether	ppm	0.00621	0.00653	62.0	45-105	4.97	26	WG423529
4-Chlorophenyl-phenylether	ppm	0.00652	0.00762	65.0	49-116	15.6	26	WG423529
Acenaphthene	ppm	0.00647	0.00776	65.0	48-110	18.2	26	WG423529
Acenaphthylene	ppm	0.00681	0.00790	68.0	48-113	14.7	28	WG423529
Anthracene	ppm	0.00758	0.00862	76.0	55-127	12.8	24	WG423529
Benzidine	ppm	0.000569	0.000640	6.00	0-46	11.8	50	WG423529
Benzo(a)anthracene	ppm	0.00793	0.00839	79.0	57-115	5.61	20	WG423529
Benzo(a)pyrene	ppm	0.00819	0.00851	82.0	63-125	3.78	22	WG423529
Benzo(b)fluoranthene	ppm	0.00788	0.00858	79.0	50-123	8.52	32	WG423529
Benzo(g,h,i)perylene	ppm	0.00775	0.00867	78.0	39-143	11.2	31	WG423529
Benzo(k)fluoranthene	ppm	0.00805	0.00805	80.0	45-126	0.0502	37	WG423529
Benzylbutyl phthalate	ppm	0.00610	0.00478	61.0	22-154	24.2	29	WG423529
Bis(2-chlorethoxy)methane	ppm	0.00596	0.00763	60.0	42-116	24.6	38	WG423529
Bis(2-chloroethyl)ether	ppm	0.00504	0.00623	50.0	26-115	21.0	50	WG423529
Bis(2-chloroisopropyl)ether	ppm	0.00551	0.00705	55.0	32-115	24.5	47	WG423529
Bis(2-ethylhexyl)phthalate	ppm	0.00870	0.00913	87.0	47-143	4.85	24	WG423529
Chrysene	ppm	0.00824	0.00891	82.0	58-113	7.81	21	WG423529
Di-n-butyl phthalate	ppm	0.00708	0.00686	71.0	51-131	3.15	22	WG423529
Di-n-octyl phthalate	ppm	0.00812	0.00841	81.0	51-138	3.43	22	WG423529
Dibenz(a,h)anthracene	ppm	0.00758	0.00833	76.0	39-144	9.52	30	WG423529
Diethyl phthalate	ppm	0.00604	0.00513	60.0	36-128	16.2	27	WG423529
Dimethyl phthalate	ppm	0.00404	0.00254	40.0	10-135	45.4*	33	WG423529
Fluoranthene	ppm	0.00742	0.00850	74.0	53-119	13.5	28	WG423529

* Performance of this Analyte is outside of established criteria.

For additional information, please see Attachment A 'List of Analytes with QC Qualifiers.'



**ENVIRONMENTAL
SCIENCE CORP.**

12065 Lebanon Rd.
Mt. Juliet, TN 37122
(615) 758-5858
1-800-767-5859
Fax (615) 758-5859

Tax I.D. 62-0814289

Est. 1970

SLR International Corp. - West Linn, OR
Chris Kramer
1800 Blankenship Road, Suite 440

Quality Assurance Report
Level II

West Linn, OR 97068

L403960

June 12, 2009

Analyte	Units	Laboratory Control Sample Duplicate			Limit	RPD	Limit	Batch
		Result	Ref	%Rec				
Fluorene	ppm	0.00714	0.00844	71.0	49-116	16.7	25	WG423529
Hexachloro-1,3-butadiene	ppm	0.00529	0.00735	53.0	21-116	32.6	50	WG423529
Hexachlorobenzene	ppm	0.00686	0.00728	69.0	51-121	5.88	23	WG423529
Hexachlorocyclopentadiene	ppm	0.00526	0.00678	53.0	4-126	25.3	50	WG423529
Hexachloroethane	ppm	0.00464	0.00584	46.0	15-109	22.8	50	WG423529
Indeno(1,2,3-cd)pyrene	ppm	0.00745	0.00841	75.0	40-143	12.1	30	WG423529
Isophorone	ppm	0.00640	0.00756	64.0	48-126	16.6	31	WG423529
n-Nitrosodi-n-propylamine	ppm	0.00597	0.00704	60.0	47-122	16.5	33	WG423529
n-Nitrosodimethylamine	ppm	0.00256	0.00436	26.0	11-69	52.2*	50	WG423529
n-Nitrosodiphenylamine	ppm	0.00682	0.00732	68.0	59-143	7.08	23	WG423529
Naphthalene	ppm	0.00554	0.00696	55.0	29-103	22.7	45	WG423529
Nitrobenzene	ppm	0.00554	0.00705	55.0	31-105	24.0	43	WG423529
Phenanthrene	ppm	0.00713	0.00808	71.0	54-112	12.5	22	WG423529
Pyrene	ppm	0.00762	0.00837	76.0	46-130	9.45	28	WG423529
2,4,6-Tribromophenol				55.38	10-148			WG423529
2-Fluorobiphenyl				55.73	26-122			WG423529
2-Fluorophenol				29.49	10-87			WG423529
Nitrobenzene-d5				51.08	12-120			WG423529
Phenol-d5				20.56	10-67			WG423529
p-Terphenyl-d14				78.07	34-149			WG423529
Diesel Range Organics (DRO)	mg/l	0.583	0.592	78.0	50-150	1.56	20	WG423739
Residual Range Organics (RRO)	mg/l	0.535	0.569	71*	-	6.10*	0	WG423739
o-Terphenyl				83.81	50-150			WG423739
1,1,1,2-Tetrachloroethane	mg/l	0.0252	0.0246	101.	75-134	2.36	20	WG423629
1,1,1-Trichloroethane	mg/l	0.0241	0.0236	97.0	67-137	2.43	20	WG423629
1,1,2,2-Tetrachloroethane	mg/l	0.0223	0.0184	89.0	72-128	19.2	20	WG423629
1,1,2-Trichloroethane	mg/l	0.0233	0.0199	93.0	79-123	15.8	20	WG423629
1,1,2-Trichloro-1,2,2-trifluoroethane	mg/l	0.0213	0.0206	85.0	51-149	3.26	20	WG423629
1,1-Dichloroethane	mg/l	0.0244	0.0238	98.0	67-133	2.28	20	WG423629
1,1-Dichloroethene	mg/l	0.0235	0.0241	94.0	60-130	2.69	20	WG423629
1,1-Dichloropropene	mg/l	0.0239	0.0238	96.0	68-132	0.682	20	WG423629
1,2,3-Trichlorobenzene	mg/l	0.0256	0.0207	102.	63-138	21.1*	20	WG423629
1,2,3-Trichloropropane	mg/l	0.0243	0.0202	97.0	68-130	18.3	20	WG423629
1,2,3-Trimethylbenzene	mg/l	0.0245	0.0248	98.0	70-127	1.28	20	WG423629
1,2,4-Trichlorobenzene	mg/l	0.0255	0.0218	102.	65-137	15.6	20	WG423629
1,2,4-Trimethylbenzene	mg/l	0.0248	0.0238	99.0	72-135	3.81	20	WG423629
1,2-Dibromo-3-Chloropropane	mg/l	0.0204	0.0189	81.0	55-134	7.37	20	WG423629
1,2-Dibromoethane	mg/l	0.0230	0.0187	92.0	75-126	20.6*	20	WG423629
1,2-Dichlorobenzene	mg/l	0.0242	0.0231	97.0	75-122	4.83	20	WG423629
1,2-Dichloroethane	mg/l	0.0242	0.0204	97.0	63-137	16.8	20	WG423629
1,2-Dichloropropane	mg/l	0.0239	0.0220	96.0	74-122	8.53	20	WG423629
1,3,5-Trimethylbenzene	mg/l	0.0250	0.0242	100.	73-134	3.41	20	WG423629
1,3-Dichlorobenzene	mg/l	0.0244	0.0228	98.0	73-131	6.71	20	WG423629
1,3-Dichloropropane	mg/l	0.0226	0.0187	91.0	77-119	19.0	20	WG423629
1,4-Dichlorobenzene	mg/l	0.0239	0.0234	96.0	70-121	2.12	20	WG423629
2,2-Dichloropropane	mg/l	0.0254	0.0239	101.	46-151	6.02	20	WG423629
2-Butanone (MEK)	mg/l	0.104	0.0913	83.0	53-132	13.1	20	WG423629
2-Chloroethyl vinyl ether	mg/l	0.120	0.0862	96.0	0-171	32.9*	27	WG423629
2-Chlorotoluene	mg/l	0.0241	0.0230	96.0	74-128	4.52	20	WG423629
2-Hexanone	mg/l	0.111	0.0916	89.0	56-147	19.4	20	WG423629
4-Chlorotoluene	mg/l	0.0240	0.0224	96.0	74-130	6.92	20	WG423629
4-Methyl-2-pentanone (MIBK)	mg/l	0.118	0.0967	94.0	60-142	19.5	20	WG423629
Acetone	mg/l	0.0996	0.106	80.0	48-134	6.28	20	WG423629
Acrylonitrile	mg/l	0.114	0.104	91.0	60-140	8.83	20	WG423629
Benzene	mg/l	0.0244	0.0235	97.0	67-126	3.70	20	WG423629

* Performance of this Analyte is outside of established criteria.

For additional information, please see Attachment A 'List of Analytes with QC Qualifiers.'



**ENVIRONMENTAL
SCIENCE CORP.**

12065 Lebanon Rd.
Mt. Juliet, TN 37122
(615) 758-5858
1-800-767-5859
Fax (615) 758-5859

Tax I.D. 62-0814289

Est. 1970

SLR International Corp. - West Linn, OR
Chris Kramer
1800 Blankenship Road, Suite 440
West Linn, OR 97068

Quality Assurance Report
Level II

L403960

June 12, 2009

Analyte	Units	Laboratory Control Sample Duplicate			Limit	RPD	Limit	Batch
		Result	Ref	%Rec				
Bromobenzene	mg/l	0.0233	0.0209	93.0	76-123	10.8	20	WG423629
Bromochloromethane	mg/l	0.0240	0.0216	96.0	75-128	10.4	20	WG423629
Bromodichloromethane	mg/l	0.0249	0.0224	100.	68-133	10.6	20	WG423629
Bromoform	mg/l	0.0246	0.0207	98.0	60-139	17.1	20	WG423629
Bromomethane	mg/l	0.0253	0.0246	101.	45-175	2.61	20	WG423629
Carbon disulfide	mg/l	0.0225	0.0242	90.0	41-148	7.43	20	WG423629
Carbon tetrachloride	mg/l	0.0228	0.0234	91.0	64-141	2.44	20	WG423629
Chlorobenzene	mg/l	0.0239	0.0230	96.0	77-125	4.05	20	WG423629
Chlorodibromomethane	mg/l	0.0249	0.0218	99.0	73-138	13.2	20	WG423629
Chloroethane	mg/l	0.0252	0.0247	101.	49-155	1.98	20	WG423629
Chloroform	mg/l	0.0226	0.0216	91.0	66-126	4.69	20	WG423629
Chloromethane	mg/l	0.0249	0.0243	100.	45-152	2.23	20	WG423629
cis-1,2-Dichloroethene	mg/l	0.0241	0.0237	97.0	72-128	1.95	20	WG423629
cis-1,3-Dichloropropene	mg/l	0.0253	0.0215	101.	73-131	16.0	20	WG423629
Di-isopropyl ether	mg/l	0.0243	0.0238	97.0	63-139	1.97	20	WG423629
Dibromomethane	mg/l	0.0235	0.0195	94.0	73-125	18.3	20	WG423629
Dichlorodifluoromethane	mg/l	0.0245	0.0246	98.0	39-189	0.338	24	WG423629
Ethylbenzene	mg/l	0.0241	0.0240	96.0	76-129	0.179	20	WG423629
Hexachloro-1,3-butadiene	mg/l	0.0243	0.0246	97.0	67-135	1.26	20	WG423629
Iodomethane	mg/l	0.117	0.116	93.0	61-148	0.850	20	WG423629
Isopropylbenzene	mg/l	0.0250	0.0243	100.	73-132	2.82	20	WG423629
Methyl tert-butyl ether	mg/l	0.0241	0.0211	96.0	51-142	13.4	20	WG423629
Methylene Chloride	mg/l	0.0241	0.0228	96.0	64-125	5.49	20	WG423629
n-Butylbenzene	mg/l	0.0249	0.0259	100.	63-142	3.89	20	WG423629
n-Hexane	mg/l	0.0213	0.0198	85.0	33-167	7.33	20	WG423629
n-Propylbenzene	mg/l	0.0243	0.0232	97.0	71-132	4.35	20	WG423629
Naphthalene	mg/l	0.0250	0.0204	100.	56-145	20.1*	20	WG423629
p-Isopropyltoluene	mg/l	0.0254	0.0245	101.	68-138	3.41	20	WG423629
sec-Butylbenzene	mg/l	0.0253	0.0243	101.	70-135	3.94	20	WG423629
Styrene	mg/l	0.0246	0.0229	98.0	78-130	7.14	20	WG423629
tert-Butylbenzene	mg/l	0.0260	0.0250	104.	72-134	3.99	20	WG423629
Tetrachloroethene	mg/l	0.0242	0.0243	97.0	67-135	0.713	20	WG423629
Toluene	mg/l	0.0240	0.0228	96.0	72-122	5.50	20	WG423629
trans-1,2-Dichloroethene	mg/l	0.0237	0.0241	95.0	67-129	1.63	20	WG423629
trans-1,3-Dichloropropene	mg/l	0.0247	0.0196	99.0	66-137	23.1*	20	WG423629
trans-1,4-Dichloro-2-butene	mg/l	0.0221	0.0175	88.0	48-139	23.2*	20	WG423629
Trichloroethene	mg/l	0.0241	0.0237	97.0	74-126	1.69	20	WG423629
Trichlorofluoromethane	mg/l	0.0251	0.0244	101.	54-156	3.08	20	WG423629
Vinyl acetate	mg/l	0.0927	0.0735	74.0	34-178	23.1	26	WG423629
Vinyl chloride	mg/l	0.0239	0.0239	96.0	55-153	0.189	20	WG423629
4-Bromofluorobenzene				98.20	75-128			WG423629
Dibromofluoromethane				103.1	79-125			WG423629
Toluene-d8				100.4	87-114			WG423629
2,4,6-Trichlorophenol	ppm	0.00735	0.00849	74.0	49-118	14.4	28	WG424196
2,4-Dichlorophenol	ppm	0.00760	0.00844	76.0	46-115	10.4	28	WG424196
2,4-Dimethylphenol	ppm	0.0126	0.0132	126*	40-124	5.34	36	WG424196
2,4-Dinitrophenol	ppm	0.00590	0.00751	59.0	10-125	24.1	50	WG424196
2-Chlorophenol	ppm	0.00683	0.00724	68.0	38-114	5.76	36	WG424196
2-Methylphenol	ppm	0.00709	0.00722	71.0	42-99	1.75	26	WG424196
2-Nitrophenol	ppm	0.00775	0.00811	77.0	35-118	4.61	35	WG424196
3&4-Methyl Phenol	ppm	0.00712	0.00746	71.0	36-102	4.72	31	WG424196
4,6-Dinitro-2-methylphenol	ppm	0.00673	0.00809	67.0	24-119	18.5	50	WG424196
4-Chloro-3-methylphenol	ppm	0.00803	0.00829	80.0	47-116	3.22	22	WG424196
4-Nitrophenol	ppm	0.00301	0.00352	30.0	10-66	15.5	37	WG424196
Pentachlorophenol	ppm	0.00652	0.00824	65.0	20-122	23.4	50	WG424196
Phenol	ppm	0.00285	0.00321	29.0	17-52	11.9	33	WG424196
2,4,6-Tribromophenol				70.34	10-148			WG424196

* Performance of this Analyte is outside of established criteria.

For additional information, please see Attachment A 'List of Analytes with QC Qualifiers.'



**ENVIRONMENTAL
SCIENCE CORP.**

12065 Lebanon Rd.
Mt. Juliet, TN 37122
(615) 758-5858
1-800-767-5859
Fax (615) 758-5859

Tax I.D. 62-0814289

Est. 1970

SLR International Corp. - West Linn, OR
Chris Kramer
1800 Blankenship Road, Suite 440
West Linn, OR 97068

Quality Assurance Report
Level II

June 12, 2009

L403960

Analyte	Units	MS Res	Matrix Spike			% Rec	Limit	Ref Samp	Batch
			Ref Res	TV					
2-Fluorobiphenyl				82.37		26-122			
2-Fluorophenol				38.72		10-87			
Nitrobenzene-d5				68.98		12-120			
Phenol-d5				27.14		10-67			
p-Terphenyl-d14				116.9		34-149			

Analyte	Units	MS Res	Matrix Spike			% Rec	Limit	Ref Samp	Batch
			Ref Res	TV					
Mercury	mg/kg	0.250	0.00	.25	100.	70-130	L403630-03	WG423494	
PCB 1260	mg/kg	0.148	0.00	.167	88.8	10-197	L403960-03	WG423525	
Decachlorobiphenyl				82.00		18.9-115.8		WG423525	
Tetrachloro-m-xylene				91.99		31.8-115.7		WG423525	
1,1,1,2-Tetrachloroethane	mg/kg	0.0429	0.00	.05	85.8	29-145	L403960-01	WG423651	
1,1,1-Trichloroethane	mg/kg	0.0401	0.00	.05	80.2	23-147	L403960-01	WG423651	
1,1,2,2-Tetrachloroethane	mg/kg	0.0371	0.00	.05	74.2	18-150	L403960-01	WG423651	
1,1,2-Trichloroethane	mg/kg	0.0413	0.00	.05	82.6	35-140	L403960-01	WG423651	
1,1,2-Trichloro-1,2,2-trifluoroethane	mg/kg	0.0437	0.00	.05	87.5	10-145	L403960-01	WG423651	
1,1-Dichloroethane	mg/kg	0.0410	0.00	.05	82.0	24-148	L403960-01	WG423651	
1,1-Dichloroethene	mg/kg	0.0445	0.00	.05	88.9	10-149	L403960-01	WG423651	
1,1-Dichloropropene	mg/kg	0.0375	0.00	.05	75.1	10-141	L403960-01	WG423651	
1,2,3-Trichlorobenzene	mg/kg	0.0213	0.00	.05	42.5	10-129	L403960-01	WG423651	
1,2,3-Trichloropropane	mg/kg	0.0373	0.00	.05	74.5	30-148	L403960-01	WG423651	
1,2,3-Trimethylbenzene	mg/kg	0.0370	0.00	.05	74.0	10-137	L403960-01	WG423651	
1,2,4-Trichlorobenzene	mg/kg	0.0234	0.00	.05	46.8	10-119	L403960-01	WG423651	
1,2,4-Trimethylbenzene	mg/kg	0.0358	0.00	.05	71.5	10-145	L403960-01	WG423651	
1,2-Dibromo-3-Chloropropane	mg/kg	0.0402	0.00	.05	80.3	19-145	L403960-01	WG423651	
1,2-Dibromoethane	mg/kg	0.0385	0.00	.05	77.1	24-145	L403960-01	WG423651	
1,2-Dichlorobenzene	mg/kg	0.0359	0.00	.05	71.8	12-130	L403960-01	WG423651	
1,2-Dichloroethane	mg/kg	0.0380	0.00	.05	76.0	21-155	L403960-01	WG423651	
1,2-Dichloropropane	mg/kg	0.0424	0.00	.05	84.8	28-144	L403960-01	WG423651	
1,3,5-Trimethylbenzene	mg/kg	0.0378	0.00	.05	75.5	10-135	L403960-01	WG423651	
1,3-Dichlorobenzene	mg/kg	0.0349	0.00	.05	69.7	10-129	L403960-01	WG423651	
1,3-Dichloropropane	mg/kg	0.0384	0.00	.05	76.7	31-137	L403960-01	WG423651	
1,4-Dichlorobenzene	mg/kg	0.0340	0.00	.05	67.9	10-121	L403960-01	WG423651	
2,2-Dichloropropane	mg/kg	0.0394	0.00	.05	78.8	18-144	L403960-01	WG423651	
2-Butanone (MEK)	mg/kg	0.163	0.00	.25	65.2	21-143	L403960-01	WG423651	
2-Chloroethyl vinyl ether	mg/kg	0.164	0.00	.25	65.7	0-176	L403960-01	WG423651	
2-Chlorotoluene	mg/kg	0.0373	0.00	.05	74.7	10-132	L403960-01	WG423651	
4-Chlorotoluene	mg/kg	0.0350	0.00	.05	69.9	10-129	L403960-01	WG423651	
4-Methyl-2-pentanone (MIBK)	mg/kg	0.178	0.00	.25	71.3	31-151	L403960-01	WG423651	
Acetone	mg/kg	0.189	0.00	.25	75.6	13-158	L403960-01	WG423651	
Acrylonitrile	mg/kg	0.178	0.00	.25	71.1	20-154	L403960-01	WG423651	
Benzene	mg/kg	0.0407	0.00	.05	81.4	16-143	L403960-01	WG423651	
Bromobenzene	mg/kg	0.0385	0.00	.05	77.0	14-135	L403960-01	WG423651	
Bromodichloromethane	mg/kg	0.0407	0.00	.05	81.3	27-139	L403960-01	WG423651	
Bromoform	mg/kg	0.0408	0.00	.05	81.6	21-144	L403960-01	WG423651	
Bromomethane	mg/kg	0.0427	0.00	.05	85.4	0-180	L403960-01	WG423651	
Carbon tetrachloride	mg/kg	0.0387	0.00	.05	77.5	12-149	L403960-01	WG423651	
Chlorobenzene	mg/kg	0.0401	0.00	.05	80.2	17-134	L403960-01	WG423651	
Chlorodibromomethane	mg/kg	0.0423	0.00	.05	84.5	28-147	L403960-01	WG423651	
Chloroethane	mg/kg	0.0436	0.00	.05	87.2	0-172	L403960-01	WG423651	
Chloroform	mg/kg	0.0396	0.00	.05	79.3	28-138	L403960-01	WG423651	
Chloromethane	mg/kg	0.0380	0.00	.05	76.0	10-158	L403960-01	WG423651	
cis-1,2-Dichloroethene	mg/kg	0.0424	0.00	.05	84.8	21-147	L403960-01	WG423651	

* Performance of this Analyte is outside of established criteria.

For additional information, please see Attachment A 'List of Analytes with QC Qualifiers.'



**ENVIRONMENTAL
SCIENCE CORP.**

12065 Lebanon Rd.
Mt. Juliet, TN 37122
(615) 758-5858
1-800-767-5859
Fax (615) 758-5859

Tax I.D. 62-0814289

Est. 1970

SLR International Corp. - West Linn, OR
Chris Kramer
1800 Blankenship Road, Suite 440
West Linn, OR 97068

Quality Assurance Report
Level II

June 12, 2009

L403960

Analyte	Units	MS Res	Matrix Spike			% Rec	Limit	Ref Samp	Batch
			Ref Res	TV					
cis-1,3-Dichloropropene	mg/kg	0.0388	0.00	.05	77.7	17-145	L403960-01	WG423651	
Di-isopropyl ether	mg/kg	0.0402	0.00	.05	80.3	31-153	L403960-01	WG423651	
Dibromomethane	mg/kg	0.0374	0.00	.05	74.8	24-147	L403960-01	WG423651	
Dichlorodifluoromethane	mg/kg	0.0393	0.00	.05	78.6	0-192	L403960-01	WG423651	
Ethylbenzene	mg/kg	0.0395	0.00	.05	79.0	12-137	L403960-01	WG423651	
Hexachloro-1,3-butadiene	mg/kg	0.0200	0.00	.05	39.9	10-123	L403960-01	WG423651	
Isopropylbenzene	mg/kg	0.0395	0.00	.05	79.0	14-134	L403960-01	WG423651	
Methyl tert-butyl ether	mg/kg	0.0393	0.00	.05	78.6	21-157	L403960-01	WG423651	
Methylene Chloride	mg/kg	0.0410	0.00	.05	82.0	12-149	L403960-01	WG423651	
n-Butylbenzene	mg/kg	0.0303	0.00	.05	60.7	10-130	L403960-01	WG423651	
n-Propylbenzene	mg/kg	0.0357	0.00	.05	71.3	10-130	L403960-01	WG423651	
Naphthalene	mg/kg	0.0272	0.00	.05	54.4	0-146	L403960-01	WG423651	
p-Isopropyltoluene	mg/kg	0.0344	0.00	.05	68.7	10-131	L403960-01	WG423651	
sec-Butylbenzene	mg/kg	0.0345	0.00	.05	69.1	10-134	L403960-01	WG423651	
Styrene	mg/kg	0.0392	0.00	.05	78.5	10-140	L403960-01	WG423651	
tert-Butylbenzene	mg/kg	0.0381	0.00	.05	76.2	11-137	L403960-01	WG423651	
Tetrachloroethene	mg/kg	0.0383	0.00	.05	76.5	10-131	L403960-01	WG423651	
Toluene	mg/kg	0.0374	0.00	.05	74.9	12-136	L403960-01	WG423651	
trans-1,2-Dichloroethene	mg/kg	0.0428	0.00	.05	85.5	10-143	L403960-01	WG423651	
trans-1,3-Dichloropropene	mg/kg	0.0362	0.00	.05	72.4	16-147	L403960-01	WG423651	
Trichloroethene	mg/kg	0.0411	0.00	.05	82.3	10-155	L403960-01	WG423651	
Trichlorofluoromethane	mg/kg	0.0402	0.00	.05	80.3	10-154	L403960-01	WG423651	
Vinyl chloride	mg/kg	0.0394	0.00	.05	78.8	10-159	L403960-01	WG423651	
4-Bromofluorobenzene					99.21	59-140		WG423651	
Dibromofluoromethane					98.66	63-139		WG423651	
Toluene-d8					96.75	84-116		WG423651	
Diesel (C7-C26)	mg/kg	23.7	0.00	30	79.0	50-150	L404242-05	WG423285	
Motor Oil (C16-C40)	mg/kg	30.2	0.00	30	101.	50-150	L404242-05	WG423285	
o-Terphenyl					76.66	50-150		WG423285	
1,2,4-Trichlorobenzene	ppm	0.226	0.00	.333	67.9	37-104	L404242-05	WG423526	
2,4,6-Trichlorophenol	ppm	0.263	0.00	.333	78.9	27-128	L404242-05	WG423526	
2,4-Dichlorophenol	ppm	0.254	0.00	.333	76.2	39-116	L404242-05	WG423526	
2,4-Dimethylphenol	ppm	0.418	0.00	.333	125.*	50-119	L404242-05	WG423526	
2,4-Dinitrophenol	ppm	0.146	0.00	.333	44.0	10-123	L404242-05	WG423526	
2,4-Dinitrotoluene	ppm	0.281	0.00	.333	84.4	52-121	L404242-05	WG423526	
2,6-Dinitrotoluene	ppm	0.253	0.00	.333	75.9	53-114	L404242-05	WG423526	
2-Chloronaphthalene	ppm	0.233	0.00	.333	70.1	52-101	L404242-05	WG423526	
2-Chlorophenol	ppm	0.231	0.00	.333	69.3	41-112	L404242-05	WG423526	
2-Methylnaphthalene	ppm	0.238	0.00	.333	71.3	48-109	L404242-05	WG423526	
2-Methylphenol	ppm	0.259	0.00	.333	77.9	56-111	L404242-05	WG423526	
2-Nitrophenol	ppm	0.252	0.00	.333	75.6	23-117	L404242-05	WG423526	
3&4-Methyl Phenol	ppm	0.298	0.00	.333	89.4	50-134	L404242-05	WG423526	
3,3-Dichlorobenzidine	ppm	0.132	0.00	.333	39.7	10-133	L404242-05	WG423526	
4,6-Dinitro-2-methylphenol	ppm	0.175	0.00	.333	52.7	10-124	L404242-05	WG423526	
4-Bromophenyl-phenylether	ppm	0.224	0.00	.333	67.3	37-103	L404242-05	WG423526	
4-Chloro-3-methylphenol	ppm	0.255	0.00	.333	76.6	52-119	L404242-05	WG423526	
4-Chlorophenyl-phenylether	ppm	0.236	0.00	.333	71.0	53-105	L404242-05	WG423526	
4-Nitrophenol	ppm	0.267	0.00	.333	80.2	15-140	L404242-05	WG423526	
Acenaphthene	ppm	0.258	0.00	.333	77.3	52-102	L404242-05	WG423526	
Acenaphthylene	ppm	0.264	0.00	.333	79.2	54-103	L404242-05	WG423526	
Anthracene	ppm	0.257	0.00	.333	77.2	55-114	L404242-05	WG423526	
Benzidine	ppm	0.00046	0.00	.333	0.140	0-45	L404242-05	WG423526	
Benzo(a)anthracene	ppm	0.263	0.00	.333	78.9	37-124	L404242-05	WG423526	
Benzo(a)pyrene	ppm	0.266	0.00	.333	79.8	44-129	L404242-05	WG423526	
Benzo(b)fluoranthene	ppm	0.239	0.00	.333	71.9	28-135	L404242-05	WG423526	

* Performance of this Analyte is outside of established criteria.

For additional information, please see Attachment A 'List of Analytes with QC Qualifiers.'



**ENVIRONMENTAL
SCIENCE CORP.**

12065 Lebanon Rd.
Mt. Juliet, TN 37122
(615) 758-5858
1-800-767-5859
Fax (615) 758-5859

Tax I.D. 62-0814289

Est. 1970

SLR International Corp. - West Linn, OR
Chris Kramer
1800 Blankenship Road, Suite 440
West Linn, OR 97068

Quality Assurance Report
Level II

June 12, 2009

L403960

Analyte	Units	MS Res	Matrix Spike		% Rec	Limit	Ref Samp	Batch
			Ref Res	TV				
Benzo(g,h,i)perylene	ppm	0.278	0.00	.333	83.4	25-123	L404242-05	WG423526
Benzo(k)fluoranthene	ppm	0.277	0.00	.333	83.1	41-116	L404242-05	WG423526
Benzylbutyl phthalate	ppm	0.282	0.00	.333	84.6	45-143	L404242-05	WG423526
Bis(2-chlorethoxy)methane	ppm	0.236	0.00	.333	70.8	48-108	L404242-05	WG423526
Bis(2-chloroethyl)ether	ppm	0.201	0.00	.333	60.4	36-115	L404242-05	WG423526
Bis(2-chloroisopropyl)ether	ppm	0.228	0.00	.333	68.5	44-109	L404242-05	WG423526
Bis(2-ethylhexyl)phthalate	ppm	0.278	0.00	.333	83.4	40-128	L404242-05	WG423526
Chrysene	ppm	0.244	0.00	.333	73.1	39-119	L404242-05	WG423526
Di-n-butyl phthalate	ppm	0.266	0.00	.333	80.0	49-121	L404242-05	WG423526
Di-n-octyl phthalate	ppm	0.267	0.00	.333	80.3	40-132	L404242-05	WG423526
Dibenz(a,h)anthracene	ppm	0.249	0.00	.333	74.8	29-123	L404242-05	WG423526
Diethyl phthalate	ppm	0.254	0.00	.333	76.3	51-113	L404242-05	WG423526
Dimethyl phthalate	ppm	0.257	0.00	.333	77.2	54-108	L404242-05	WG423526
Fluoranthene	ppm	0.276	0.00	.333	83.0	23-143	L404242-05	WG423526
Fluorene	ppm	0.274	0.00	.333	82.3	53-107	L404242-05	WG423526
Hexachloro-1,3-butadiene	ppm	0.267	0.00	.333	80.1	39-113	L404242-05	WG423526
Hexachlorobenzene	ppm	0.236	0.00	.333	71.0	49-108	L404242-05	WG423526
Hexachlorocyclopentadiene	ppm	0.214	0.00	.333	64.2	10-131	L404242-05	WG423526
Hexachloroethane	ppm	0.220	0.00	.333	66.2	25-118	L404242-05	WG423526
Indeno(1,2,3-cd)pyrene	ppm	0.254	0.00	.333	76.3	28-125	L404242-05	WG423526
Isophorone	ppm	0.230	0.00	.333	69.0	51-115	L404242-05	WG423526
n-Nitrosodi-n-propylamine	ppm	0.220	0.00	.333	66.1	54-110	L404242-05	WG423526
n-Nitrosodimethylamine	ppm	0.241	0.00	.333	72.3	20-116	L404242-05	WG423526
n-Nitrosodiphenylamine	ppm	0.233	0.00	.333	70.1	54-138	L404242-05	WG423526
Naphthalene	ppm	0.227	0.00	.333	68.2	41-100	L404242-05	WG423526
Nitrobenzene	ppm	0.217	0.00	.333	65.3	40-102	L404242-05	WG423526
Pentachlorophenol	ppm	0.289	0.00	.333	86.8	10-146	L404242-05	WG423526
Phenanthrene	ppm	0.261	0.00	.333	78.5	37-125	L404242-05	WG423526
Phenol	ppm	0.241	0.00	.333	72.5	52-111	L404242-05	WG423526
Pyrene	ppm	0.247	0.00	.333	74.2	22-151	L404242-05	WG423526
2,4,6-Tribromophenol					85.13	25-137		WG423526
2-Fluorobiphenyl					72.75	30-120		WG423526
2-Fluorophenol					76.59	26-130		WG423526
Nitrobenzene-d5					70.28	18-119		WG423526
Phenol-d5					72.13	37-141		WG423526
p-Terphenyl-d14					86.42	23-143		WG423526
1,1,1,2-Tetrachloroethane	mg/l	0.626	0.00	.025	100.	45-152	L403957-01	WG423629
1,1,1-Trichloroethane	mg/l	0.558	0.00	.025	89.3	31-161	L403957-01	WG423629
1,1,2,2-Tetrachloroethane	mg/l	0.510	0.00	.025	81.6	49-149	L403957-01	WG423629
1,1,2-Trichloroethane	mg/l	0.511	0.00	.025	81.7	46-145	L403957-01	WG423629
1,1,2-Trichloro-1,2,2-trifluoroethane	mg/l	0.601	0.320	.025	44.9	14-168	L403957-01	WG423629
1,1-Dichloroethane	mg/l	0.563	0.00	.025	90.1	30-159	L403957-01	WG423629
1,1-Dichloroethene	mg/l	0.567	0.0210	.025	87.4	10-162	L403957-01	WG423629
1,1-Dichloropropene	mg/l	0.540	0.00	.025	86.4	14-162	L403957-01	WG423629
1,2,3-Trichlorobenzene	mg/l	0.529	0.00	.025	84.6	32-143	L403957-01	WG423629
1,2,3-Trichloropropane	mg/l	0.559	0.00	.025	89.5	48-148	L403957-01	WG423629
1,2,3-Trimethylbenzene	mg/l	0.602	0.00	.025	96.3	36-141	L403957-01	WG423629
1,2,4-Trichlorobenzene	mg/l	0.547	0.00	.025	87.5	27-142	L403957-01	WG423629
1,2,4-Trimethylbenzene	mg/l	0.584	0.00	.025	93.4	29-153	L403957-01	WG423629
1,2-Dibromo-3-Chloropropane	mg/l	0.489	0.00	.025	78.3	37-148	L403957-01	WG423629
1,2-Dibromoethane	mg/l	0.491	0.00	.025	78.6	41-149	L403957-01	WG423629
1,2-Dichlorobenzene	mg/l	0.580	0.00	.025	92.7	40-139	L403957-01	WG423629
1,2-Dichloroethane	mg/l	0.523	0.00	.025	83.6	29-167	L403957-01	WG423629
1,2-Dichloropropane	mg/l	0.539	0.00	.025	86.3	39-148	L403957-01	WG423629
1,3,5-Trimethylbenzene	mg/l	0.588	0.00	.025	94.1	33-149	L403957-01	WG423629
1,3-Dichlorobenzene	mg/l	0.574	0.00	.025	91.9	32-148	L403957-01	WG423629
1,3-Dichloropropane	mg/l	0.489	0.00	.025	78.2	44-142	L403957-01	WG423629

* Performance of this Analyte is outside of established criteria.

For additional information, please see Attachment A 'List of Analytes with QC Qualifiers.'



**ENVIRONMENTAL
SCIENCE CORP.**

12065 Lebanon Rd.
Mt. Juliet, TN 37122
(615) 758-5858
1-800-767-5859
Fax (615) 758-5859

Tax I.D. 62-0814289

Est. 1970

SLR International Corp. - West Linn, OR
Chris Kramer
1800 Blankenship Road, Suite 440
West Linn, OR 97068

Quality Assurance Report
Level II

June 12, 2009

L403960

Analyte	Units	MS Res	Matrix Spike		% Rec	Limit	Ref Samp	Batch
			Ref Res	TV				
1,4-Dichlorobenzene	mg/l	0.568	0.00	.025	90.8	32-136	L403957-01	WG423629
2,2-Dichloropropane	mg/l	0.576	0.00	.025	92.1	14-158	L403957-01	WG423629
2-Butanone (MEK)	mg/l	2.47	0.00	.125	79.0	32-151	L403957-01	WG423629
2-Chloroethyl vinyl ether	mg/l	1.53	0.00	.125	48.9	0-175	L403957-01	WG423629
2-Chlorotoluene	mg/l	0.563	0.00	.025	90.0	35-147	L403957-01	WG423629
2-Hexanone	mg/l	2.53	0.00	.125	80.9	41-155	L403957-01	WG423629
4-Chlorotoluene	mg/l	0.549	0.00	.025	87.9	33-147	L403957-01	WG423629
4-Methyl-2-pentanone (MIBK)	mg/l	2.62	0.00	.125	84.0	40-160	L403957-01	WG423629
Acetone	mg/l	2.84	0.00	.125	90.9	25-157	L403957-01	WG423629
Acrylonitrile	mg/l	2.84	0.00	.125	90.9	37-162	L403957-01	WG423629
Benzene	mg/l	0.553	0.00	.025	88.4	16-158	L403957-01	WG423629
Bromobenzene	mg/l	0.527	0.00	.025	84.4	37-147	L403957-01	WG423629
Bromochloromethane	mg/l	0.548	0.00	.025	87.6	36-154	L403957-01	WG423629
Bromodichloromethane	mg/l	0.564	0.00	.025	90.2	45-147	L403957-01	WG423629
Bromoform	mg/l	0.548	0.00	.025	87.7	38-152	L403957-01	WG423629
Bromomethane	mg/l	0.613	0.00	.025	98.1	0-191	L403957-01	WG423629
Carbon disulfide	mg/l	0.541	0.00	.025	86.5	10-166	L403957-01	WG423629
Carbon tetrachloride	mg/l	0.508	0.00	.025	81.2	22-168	L403957-01	WG423629
Chlorobenzene	mg/l	0.556	0.00	.025	88.9	33-148	L403957-01	WG423629
Chlorodibromomethane	mg/l	0.563	0.00	.025	90.1	48-151	L403957-01	WG423629
Chloroethane	mg/l	0.577	0.00	.025	92.3	4-176	L403957-01	WG423629
Chloroform	mg/l	0.526	0.00	.025	84.1	37-147	L403957-01	WG423629
Chloromethane	mg/l	0.582	0.00	.025	93.1	10-174	L403957-01	WG423629
cis-1,2-Dichloroethene	mg/l	0.766	0.180	.025	93.7	29-156	L403957-01	WG423629
cis-1,3-Dichloropropene	mg/l	0.535	0.00	.025	85.5	35-148	L403957-01	WG423629
Di-isopropyl ether	mg/l	0.590	0.00	.025	94.4	39-160	L403957-01	WG423629
Dibromomethane	mg/l	0.517	0.00	.025	82.7	36-152	L403957-01	WG423629
Dichlorodifluoromethane	mg/l	0.562	0.00	.025	89.9	0-200	L403957-01	WG423629
Ethylbenzene	mg/l	0.569	0.00	.025	91.1	29-150	L403957-01	WG423629
Hexachloro-1,3-butadiene	mg/l	0.559	0.00	.025	89.4	28-144	L403957-01	WG423629
Iodomethane	mg/l	2.80	0.00	.125	89.7	9-169	L403957-01	WG423629
Isopropylbenzene	mg/l	0.580	0.00	.025	92.8	35-147	L403957-01	WG423629
Methyl tert-butyl ether	mg/l	0.560	0.00	.025	89.6	24-167	L403957-01	WG423629
Methylene Chloride	mg/l	0.575	0.00	.025	92.0	23-151	L403957-01	WG423629
n-Butylbenzene	mg/l	0.586	0.00	.025	93.8	22-151	L403957-01	WG423629
n-Hexane	mg/l	0.468	0.00	.025	74.9	10-176	L403957-01	WG423629
n-Propylbenzene	mg/l	0.552	0.00	.025	88.3	26-150	L403957-01	WG423629
Naphthalene	mg/l	0.530	0.00	.025	84.8	24-160	L403957-01	WG423629
p-Isopropyltoluene	mg/l	0.585	0.00	.025	93.6	28-151	L403957-01	WG423629
sec-Butylbenzene	mg/l	0.577	0.00	.025	92.3	32-149	L403957-01	WG423629
Styrene	mg/l	0.562	0.00	.025	89.9	38-149	L403957-01	WG423629
tert-Butylbenzene	mg/l	0.598	0.00	.025	95.6	36-149	L403957-01	WG423629
Tetrachloroethene	mg/l	3.09	2.40	.025	110.	13-157	L403957-01	WG423629
Toluene	mg/l	0.536	0.0140	.025	83.6	22-152	L403957-01	WG423629
trans-1,2-Dichloroethene	mg/l	0.568	0.00	.025	90.8	11-160	L403957-01	WG423629
trans-1,3-Dichloropropene	mg/l	0.484	0.00	.025	77.5	33-153	L403957-01	WG423629
trans-1,4-Dichloro-2-butene	mg/l	0.476	0.00	.025	76.2	19-151	L403957-01	WG423629
Trichloroethene	mg/l	0.841	0.270	.025	91.3	18-163	L403957-01	WG423629
Trichlorofluoromethane	mg/l	0.566	0.00	.025	90.6	10-177	L403957-01	WG423629
Vinyl acetate	mg/l	1.93	0.00	.125	61.6	0-196	L403957-01	WG423629
Vinyl chloride	mg/l	0.558	0.00	.025	89.2	0-179	L403957-01	WG423629
4-Bromofluorobenzene					94.44	75-128		WG423629
Dibromofluoromethane					100.9	79-125		WG423629
Toluene-d8					99.74	87-114		WG423629
Mercury	mg/l	0.00249	0.00	.003	83.0	70-130	L404702-05	WG424079
Mercury	mg/l	0.00284	0.00027	.003	85.7	70-130	L404789-03	WG424079

* Performance of this Analyte is outside of established criteria.

For additional information, please see Attachment A 'List of Analytes with QC Qualifiers.'



**ENVIRONMENTAL
SCIENCE CORP.**

12065 Lebanon Rd.
Mt. Juliet, TN 37122
(615) 758-5858
1-800-767-5859
Fax (615) 758-5859

Tax I.D. 62-0814289

Est. 1970

SLR International Corp. - West Linn, OR
Chris Kramer
1800 Blankenship Road, Suite 440

Quality Assurance Report
Level II

West Linn, OR 97068

June 12, 2009

L403960

Analyte	Units	Matrix Spike			% Rec	Limit	Ref Samp	Batch
		MS Res	Ref Res	TV				
2,4,6-Trichlorophenol	ppm	0.00941	0.00	.01	94.1	10-137	L404682-02	WG424196
2,4-Dichlorophenol	ppm	0.00939	0.00	.01	93.9	10-133	L404682-02	WG424196
2,4-Dimethylphenol	ppm	0.0137	0.00	.01	137.	10-142	L404682-02	WG424196
2,4-Dinitrophenol	ppm	0.00396	0.00	.01	39.6	10-150	L404682-02	WG424196
2-Chlorophenol	ppm	0.00807	0.00	.01	80.7	10-155	L404682-02	WG424196
2-Methylphenol	ppm	0.00734	0.00	.01	73.4	13-110	L404682-02	WG424196
2-Nitrophenol	ppm	0.00979	0.00	.01	97.9	12-121	L404682-02	WG424196
3&4-Methyl Phenol	ppm	0.00737	0.00	.01	73.7	16-112	L404682-02	WG424196
4,6-Dinitro-2-methylphenol	ppm	0.00638	0.00	.01	63.8	0-138	L404682-02	WG424196
4-Chloro-3-methylphenol	ppm	0.00826	0.00	.01	82.6	10-136	L404682-02	WG424196
4-Nitrophenol	ppm	0.00369	0.00	.01	36.9	13-59	L404682-02	WG424196
Pentachlorophenol	ppm	0.00564	0.00	.01	56.4	0-137	L404682-02	WG424196
Phenol	ppm	0.00300	0.00	.01	30.0	10-68	L404682-02	WG424196
2,4,6-Tribromophenol					88.44	10-148		WG424196
2-Fluorobiphenyl					101.9	26-122		WG424196
2-Fluorophenol					45.87	10-87		WG424196
Nitrobenzene-d5					92.50	12-120		WG424196
Phenol-d5					27.84	10-67		WG424196
p-Terphenyl-d14					139.5	34-149		WG424196
Antimony	mg/kg	19.0	1.60	50	34.8*	75-125	L403960-01	WG423551
Arsenic	mg/kg	40.8	0.00	50	81.6	75-125	L403960-01	WG423551
Beryllium	mg/kg	42.1	0.930	50	82.3	75-125	L403960-01	WG423551
Cadmium	mg/kg	41.6	0.600	50	82.0	75-125	L403960-01	WG423551
Chromium	mg/kg	72.0	36.0	50	72.0*	75-125	L403960-01	WG423551
Copper	mg/kg	47.2	4.40	50	85.6	75-125	L403960-01	WG423551
Lead	mg/kg	43.7	2.40	50	82.6	75-125	L403960-01	WG423551
Nickel	mg/kg	74.7	39.0	50	71.4*	75-125	L403960-01	WG423551
Selenium	mg/kg	41.6	0.00	50	83.2	75-125	L403960-01	WG423551
Silver	mg/kg	44.2	0.00	50	88.4	75-125	L403960-01	WG423551
Thallium	mg/kg	41.8	0.00	50	83.6	75-125	L403960-01	WG423551
Zinc	mg/kg	59.6	21.0	50	77.2	75-125	L403960-01	WG423551
Antimony	mg/l	0.0580	0.00	.0567	102.	75-125	L404463-01	WG424165
Arsenic	mg/l	0.0575	0.00	.0567	101.	75-125	L404463-01	WG424165
Thallium	mg/l	0.0541	0.00	.0567	95.4	75-125	L404463-01	WG424165

Analyte	Units	Matrix Spike Duplicate			Limit	RPD	Limit	Ref Samp	Batch
		MSD	Ref	%Rec					
Mercury	mg/kg	0.239	0.250	95.6	70-130	4.50	20	L403630-03	WG423494
PCB 1260	mg/kg	0.138	0.148	82.7	10-197	7.01	39	L403960-03	WG423525
Decachlorobiphenyl				73.26	18.9-115.8				WG423525
Tetrachloro-m-xylene				86.00	31.8-115.7				WG423525
1,1,1,2-Tetrachloroethane	mg/kg	0.0494	0.0429	98.7	29-145	14.0	31	L403960-01	WG423651
1,1,1-Trichloroethane	mg/kg	0.0450	0.0401	90.0	23-147	11.5	32	L403960-01	WG423651
1,1,2,2-Tetrachloroethane	mg/kg	0.0406	0.0371	81.1	18-150	8.95	33	L403960-01	WG423651
1,1,2-Trichloroethane	mg/kg	0.0475	0.0413	95.0	35-140	13.9	29	L403960-01	WG423651
1,1,2-Trichloro-1,2,2-trifluoroethane	mg/kg	0.0488	0.0437	97.5	10-145	10.9	35	L403960-01	WG423651
1,1-Dichloroethane	mg/kg	0.0433	0.0410	86.5	24-148	5.35	31	L403960-01	WG423651
1,1-Dichloroethene	mg/kg	0.0198	0.0445	39.6	10-149	76.8*	34	L403960-01	WG423651
1,1-Dichloropropene	mg/kg	0.0413	0.0375	82.5	10-141	9.42	34	L403960-01	WG423651

* Performance of this Analyte is outside of established criteria.
For additional information, please see Attachment A 'List of Analytes with QC Qualifiers.'



**ENVIRONMENTAL
SCIENCE CORP.**

12065 Lebanon Rd.
Mt. Juliet, TN 37122
(615) 758-5858
1-800-767-5859
Fax (615) 758-5859

Tax I.D. 62-0814289

Est. 1970

SLR International Corp. - West Linn, OR
Chris Kramer
1800 Blankenship Road, Suite 440

Quality Assurance Report
Level II

West Linn, OR 97068

June 12, 2009

L403960

Analyte	Units	MSD	Matrix Spike Duplicate		Limit	RPD	Limit Ref	Samp	Batch
			Ref	%Rec					
1,2,3-Trichlorobenzene	mg/kg	0.0228	0.0213	45.6	10-129	7.12	43	L403960-01	WG423651
1,2,3-Trichloropropane	mg/kg	0.0428	0.0373	85.5	30-148	13.7	32	L403960-01	WG423651
1,2,3-Trimethylbenzene	mg/kg	0.0444	0.0370	88.9	10-137	18.2	36	L403960-01	WG423651
1,2,4-Trichlorobenzene	mg/kg	0.0255	0.0234	50.9	10-119	8.51	44	L403960-01	WG423651
1,2,4-Trimethylbenzene	mg/kg	0.0406	0.0358	81.2	10-145	12.6	41	L403960-01	WG423651
1,2-Dibromo-3-Chloropropane	mg/kg	0.0460	0.0402	91.9	19-145	13.5	35	L403960-01	WG423651
1,2-Dibromoethane	mg/kg	0.0459	0.0385	91.8	24-145	17.5	31	L403960-01	WG423651
1,2-Dichlorobenzene	mg/kg	0.0423	0.0359	84.6	12-130	16.5	35	L403960-01	WG423651
1,2-Dichloroethane	mg/kg	0.0411	0.0380	82.1	21-155	7.75	29	L403960-01	WG423651
1,2-Dichloropropane	mg/kg	0.0458	0.0424	91.6	28-144	7.67	30	L403960-01	WG423651
1,3,5-Trimethylbenzene	mg/kg	0.0429	0.0378	85.7	10-135	12.7	39	L403960-01	WG423651
1,3-Dichlorobenzene	mg/kg	0.0384	0.0349	76.8	10-129	9.70	38	L403960-01	WG423651
1,3-Dichloropropane	mg/kg	0.0447	0.0384	89.3	31-137	15.1	29	L403960-01	WG423651
1,4-Dichlorobenzene	mg/kg	0.0416	0.0340	83.3	10-121	20.3	36	L403960-01	WG423651
2,2-Dichloropropane	mg/kg	0.0444	0.0394	88.7	18-144	11.9	32	L403960-01	WG423651
2-Butanone (MEK)	mg/kg	0.172	0.163	68.9	21-143	5.47	37	L403960-01	WG423651
2-Chloroethyl vinyl ether	mg/kg	0.200	0.164	80.1	0-176	19.7	50	L403960-01	WG423651
2-Chlorotoluene	mg/kg	0.0425	0.0373	85.0	10-132	12.9	37	L403960-01	WG423651
4-Chlorotoluene	mg/kg	0.0402	0.0350	80.4	10-129	13.9	38	L403960-01	WG423651
4-Methyl-2-pentanone (MIBK)	mg/kg	0.199	0.178	79.7	31-151	11.1	36	L403960-01	WG423651
Acetone	mg/kg	0.191	0.189	76.5	13-158	1.09	34	L403960-01	WG423651
Acrylonitrile	mg/kg	0.188	0.178	75.2	20-154	5.54	35	L403960-01	WG423651
Benzene	mg/kg	0.0444	0.0407	88.9	16-143	8.72	31	L403960-01	WG423651
Bromobenzene	mg/kg	0.0436	0.0385	87.3	14-135	12.5	39	L403960-01	WG423651
Bromodichloromethane	mg/kg	0.0452	0.0407	90.4	27-139	10.5	30	L403960-01	WG423651
Bromoform	mg/kg	0.0478	0.0408	95.6	21-144	15.8	34	L403960-01	WG423651
Bromomethane	mg/kg	0.0493	0.0427	98.6	0-180	14.3	41	L403960-01	WG423651
Carbon tetrachloride	mg/kg	0.0443	0.0387	88.7	12-149	13.5	34	L403960-01	WG423651
Chlorobenzene	mg/kg	0.0471	0.0401	94.2	17-134	16.0	34	L403960-01	WG423651
Chlorodibromomethane	mg/kg	0.0488	0.0423	97.5	28-147	14.3	32	L403960-01	WG423651
Chloroethane	mg/kg	0.0487	0.0436	97.4	0-172	11.0	38	L403960-01	WG423651
Chloroform	mg/kg	0.0436	0.0396	87.1	28-138	9.38	30	L403960-01	WG423651
Chloromethane	mg/kg	0.0425	0.0380	85.0	10-158	11.3	35	L403960-01	WG423651
cis-1,2-Dichloroethene	mg/kg	0.0460	0.0424	92.0	21-147	8.20	31	L403960-01	WG423651
cis-1,3-Dichloropropene	mg/kg	0.0428	0.0388	85.7	17-145	9.80	32	L403960-01	WG423651
Di-isopropyl ether	mg/kg	0.0422	0.0402	84.4	31-153	4.96	29	L403960-01	WG423651
Dibromomethane	mg/kg	0.0410	0.0374	82.1	24-147	9.23	30	L403960-01	WG423651
Dichlorodifluoromethane	mg/kg	0.0456	0.0393	91.2	0-192	14.8	38	L403960-01	WG423651
Ethylbenzene	mg/kg	0.0477	0.0395	95.3	12-137	18.7	36	L403960-01	WG423651
Hexachloro-1,3-butadiene	mg/kg	0.0174	0.0200	34.8	10-123	13.6	50	L403960-01	WG423651
Isopropylbenzene	mg/kg	0.0462	0.0395	92.4	14-134	15.7	37	L403960-01	WG423651
Methyl tert-butyl ether	mg/kg	0.0421	0.0393	84.2	21-157	6.90	31	L403960-01	WG423651
Methylene Chloride	mg/kg	0.0437	0.0410	87.5	12-149	6.52	31	L403960-01	WG423651
n-Butylbenzene	mg/kg	0.0335	0.0303	67.0	10-130	10.0	48	L403960-01	WG423651
n-Propylbenzene	mg/kg	0.0418	0.0357	83.6	10-130	15.9	40	L403960-01	WG423651
Naphthalene	mg/kg	0.0294	0.0272	58.7	0-146	7.67	43	L403960-01	WG423651
p-Isopropyltoluene	mg/kg	0.0377	0.0344	75.4	10-131	9.30	43	L403960-01	WG423651
sec-Butylbenzene	mg/kg	0.0375	0.0345	75.0	10-134	8.19	43	L403960-01	WG423651
Styrene	mg/kg	0.0452	0.0392	90.3	10-140	14.0	35	L403960-01	WG423651
tert-Butylbenzene	mg/kg	0.0426	0.0381	85.2	11-137	11.1	39	L403960-01	WG423651
Tetrachloroethene	mg/kg	0.0469	0.0383	93.7	10-131	20.2	35	L403960-01	WG423651
Toluene	mg/kg	0.0433	0.0374	86.6	12-136	14.5	32	L403960-01	WG423651
trans-1,2-Dichloroethene	mg/kg	0.0462	0.0428	92.3	10-143	7.69	33	L403960-01	WG423651
trans-1,3-Dichloropropene	mg/kg	0.0416	0.0362	83.2	16-147	13.9	32	L403960-01	WG423651
Trichloroethene	mg/kg	0.0451	0.0411	90.2	10-155	9.11	33	L403960-01	WG423651
Trichlorofluoromethane	mg/kg	0.0458	0.0402	91.7	10-154	13.2	32	L403960-01	WG423651
Vinyl chloride	mg/kg	0.0430	0.0394	86.0	10-159	8.79	36	L403960-01	WG423651
4-Bromofluorobenzene				99.26	59-140				WG423651
Dibromofluoromethane				95.67	63-139				WG423651

* Performance of this Analyte is outside of established criteria.

For additional information, please see Attachment A 'List of Analytes with QC Qualifiers.'



**ENVIRONMENTAL
SCIENCE CORP.**

12065 Lebanon Rd.
Mt. Juliet, TN 37122
(615) 758-5858
1-800-767-5859
Fax (615) 758-5859

Tax I.D. 62-0814289

Est. 1970

SLR International Corp. - West Linn, OR
Chris Kramer
1800 Blankenship Road, Suite 440

Quality Assurance Report
Level II

West Linn, OR 97068

June 12, 2009

L403960

Analyte	Units	MSD	Matrix Spike Duplicate		Limit	RPD	Limit Ref	Samp	Batch
			Ref	%Rec					
Toluene-d8				100.3	84-116				
Diesel (C7-C26)	mg/kg	27.2	23.7	90.6	50-150	13.7	20	L404242-05	WG423285
Motor Oil (C16-C40)	mg/kg	34.7	30.2	116.	50-150	13.9	25	L404242-05	WG423285
o-Terphenyl				90.92	50-150				WG423285
1,2,4-Trichlorobenzene	ppm	0.256	0.226	76.7	37-104	12.2	26	L404242-05	WG423526
2,4,6-Trichlorophenol	ppm	0.301	0.263	90.5	27-128	13.7	31	L404242-05	WG423526
2,4-Dichlorophenol	ppm	0.283	0.254	85.1	39-116	10.9	23	L404242-05	WG423526
2,4-Dimethylphenol	ppm	0.440	0.418	132.176*	50-119	5.25	27	L404242-05	WG423526
2,4-Dinitrophenol	ppm	0.118	0.146	35.5	10-123	21.4	42	L404242-05	WG423526
2,4-Dinitrotoluene	ppm	0.276	0.281	83.0	52-121	1.65	23	L404242-05	WG423526
2,6-Dinitrotoluene	ppm	0.294	0.253	88.4	53-114	15.2	22	L404242-05	WG423526
2-Chloronaphthalene	ppm	0.271	0.233	81.5	52-101	15.1	20	L404242-05	WG423526
2-Chlorophenol	ppm	0.265	0.231	79.6	41-112	13.9	27	L404242-05	WG423526
2-Methylnaphthalene	ppm	0.283	0.238	85.0	48-109	17.5	22	L404242-05	WG423526
2-Methylphenol	ppm	0.300	0.259	90.2	56-111	14.7	20	L404242-05	WG423526
2-Nitrophenol	ppm	0.263	0.252	79.0	23-117	4.45	31	L404242-05	WG423526
3&4-Methyl Phenol	ppm	0.352	0.298	106.	50-134	16.7	32	L404242-05	WG423526
3,3-Dichlorobenzidine	ppm	0.126	0.132	37.9	10-133	4.58	41	L404242-05	WG423526
4,6-Dinitro-2-methylphenol	ppm	0.117	0.175	35.1	10-124	40.0*	38	L404242-05	WG423526
4-Bromophenyl-phenylether	ppm	0.241	0.224	72.3	37-103	7.20	23	L404242-05	WG423526
4-Chloro-3-methylphenol	ppm	0.291	0.255	87.3	52-119	13.0	24	L404242-05	WG423526
4-Chlorophenyl-phenylether	ppm	0.276	0.236	83.0	53-105	15.6	20	L404242-05	WG423526
4-Nitrophenol	ppm	0.279	0.267	83.8	15-140	4.48	40	L404242-05	WG423526
Acenaphthene	ppm	0.289	0.258	86.9	52-102	11.6	23	L404242-05	WG423526
Acenaphthylene	ppm	0.291	0.264	87.3	54-103	9.69	22	L404242-05	WG423526
Anthracene	ppm	0.295	0.257	88.4	55-114	13.6	21	L404242-05	WG423526
Benzidine	ppm	0.0003	0.0004	0.116	0-45	19.1	50	L404242-05	WG423526
Benzo(a)anthracene	ppm	0.265	0.263	79.5	37-124	0.729	33	L404242-05	WG423526
Benzo(a)pyrene	ppm	0.300	0.266	90.2	44-129	12.2	27	L404242-05	WG423526
Benzo(b)fluoranthene	ppm	0.312	0.239	93.8	28-135	26.5	33	L404242-05	WG423526
Benzo(g,h,i)perylene	ppm	0.221	0.278	66.4	25-123	22.7	35	L404242-05	WG423526
Benzo(k)fluoranthene	ppm	0.314	0.277	94.3	41-116	12.7	34	L404242-05	WG423526
Benzylbutyl phthalate	ppm	0.347	0.282	104.	45-143	20.8	39	L404242-05	WG423526
Bis(2-chlorethoxy)methane	ppm	0.258	0.236	77.4	48-108	8.93	23	L404242-05	WG423526
Bis(2-chloroethyl)ether	ppm	0.257	0.201	77.3	36-115	24.5	30	L404242-05	WG423526
Bis(2-chloroisopropyl)ether	ppm	0.277	0.228	83.1	44-109	19.3	27	L404242-05	WG423526
Bis(2-ethylhexyl)phthalate	ppm	0.317	0.278	95.2	40-128	13.2	34	L404242-05	WG423526
Chrysene	ppm	0.289	0.244	86.8	39-119	17.1	31	L404242-05	WG423526
Di-n-butyl phthalate	ppm	0.287	0.266	86.2	49-121	7.48	22	L404242-05	WG423526
Di-n-octyl phthalate	ppm	0.242	0.267	72.7	40-132	9.93	27	L404242-05	WG423526
Dibenz(a,h)anthracene	ppm	0.217	0.249	65.1	29-123	13.9	30	L404242-05	WG423526
Diethyl phthalate	ppm	0.282	0.254	84.7	51-113	10.4	21	L404242-05	WG423526
Dimethyl phthalate	ppm	0.276	0.257	82.8	54-108	7.07	23	L404242-05	WG423526
Fluoranthene	ppm	0.281	0.276	84.3	23-143	1.57	29	L404242-05	WG423526
Fluorene	ppm	0.300	0.274	90.1	53-107	9.01	22	L404242-05	WG423526
Hexachloro-1,3-butadiene	ppm	0.279	0.267	83.9	39-113	4.58	26	L404242-05	WG423526
Hexachlorobenzene	ppm	0.270	0.236	81.0	49-108	13.2	27	L404242-05	WG423526
Hexachlorocyclopentadiene	ppm	0.229	0.214	68.7	10-131	6.84	39	L404242-05	WG423526
Hexachloroethane	ppm	0.278	0.220	83.5	25-118	23.1	35	L404242-05	WG423526
Indeno(1,2,3-cd)pyrene	ppm	0.213	0.254	64.0	28-125	17.6	32	L404242-05	WG423526
Isophorone	ppm	0.262	0.230	78.8	51-115	13.3	22	L404242-05	WG423526
n-Nitrosodi-n-propylamine	ppm	0.256	0.220	76.7	54-110	14.9	23	L404242-05	WG423526
n-Nitrosodimethylamine	ppm	0.294	0.241	88.2	20-116	19.8	38	L404242-05	WG423526
n-Nitrosodiphenylamine	ppm	0.273	0.233	82.1	54-138	15.7	26	L404242-05	WG423526
Naphthalene	ppm	0.270	0.227	80.9	41-100	17.2	26	L404242-05	WG423526
Nitrobenzene	ppm	0.247	0.217	74.1	40-102	12.6	24	L404242-05	WG423526
Pentachlorophenol	ppm	0.319	0.289	95.9	10-146	9.88	35	L404242-05	WG423526

* Performance of this Analyte is outside of established criteria.

For additional information, please see Attachment A 'List of Analytes with QC Qualifiers.'



**ENVIRONMENTAL
SCIENCE CORP.**

12065 Lebanon Rd.
Mt. Juliet, TN 37122
(615) 758-5858
1-800-767-5859
Fax (615) 758-5859

Tax I.D. 62-0814289

Est. 1970

SLR International Corp. - West Linn, OR
Chris Kramer
1800 Blankenship Road, Suite 440

Quality Assurance Report
Level II

West Linn, OR 97068

June 12, 2009

L403960

Analyte	Units	MSD	Matrix Spike Duplicate		Limit	RPD	Limit Ref	Samp	Batch
			Ref	%Rec					
Phenanthrene	ppm	0.279	0.261	83.7	37-125	6.39	27	L404242-05	WG423526
Phenol	ppm	0.273	0.241	81.9	52-111	12.2	22	L404242-05	WG423526
Pyrene	ppm	0.319	0.247	95.7	22-151	25.4	38	L404242-05	WG423526
2,4,6-Tribromophenol				94.49	25-137				WG423526
2-Fluorobiphenyl				80.03	30-120				WG423526
2-Fluorophenol				88.83	26-130				WG423526
Nitrobenzene-d5				81.00	18-119				WG423526
Phenol-d5				85.23	37-141				WG423526
p-Terphenyl-d14				98.95	23-143				WG423526
1,1,1,2-Tetrachloroethane	mg/l	0.598	0.626	95.7	45-152	4.55	21	L403957-01	WG423629
1,1,1-Trichloroethane	mg/l	0.535	0.558	85.7	31-161	4.19	23	L403957-01	WG423629
1,1,2,2-Tetrachloroethane	mg/l	0.583	0.510	93.3	49-149	13.4	22	L403957-01	WG423629
1,1,2-Trichloroethane	mg/l	0.575	0.511	91.9	46-145	11.8	20	L403957-01	WG423629
1,1,2-Trichloro-1,2,2-trifluoroethane	mg/l	0.574	0.601	40.7	14-168	4.46	24	L403957-01	WG423629
1,1-Dichloroethane	mg/l	0.546	0.563	87.3	30-159	3.10	21	L403957-01	WG423629
1,1-Dichloroethene	mg/l	0.526	0.567	80.8	10-162	7.63	23	L403957-01	WG423629
1,1-Dichloropropene	mg/l	0.510	0.540	81.6	14-162	5.65	23	L403957-01	WG423629
1,2,3-Trichlorobenzene	mg/l	0.631	0.529	101.	32-143	17.6	33	L403957-01	WG423629
1,2,3-Trichloropropane	mg/l	0.634	0.559	101.	48-148	12.5	23	L403957-01	WG423629
1,2,3-Trimethylbenzene	mg/l	0.571	0.602	91.4	36-141	5.28	25	L403957-01	WG423629
1,2,4-Trichlorobenzene	mg/l	0.615	0.547	98.4	27-142	11.7	30	L403957-01	WG423629
1,2,4-Trimethylbenzene	mg/l	0.571	0.584	91.4	29-153	2.19	27	L403957-01	WG423629
1,2-Dibromo-3-Chloropropane	mg/l	0.511	0.489	81.7	37-148	4.23	27	L403957-01	WG423629
1,2-Dibromoethane	mg/l	0.568	0.491	90.8	41-149	14.4	21	L403957-01	WG423629
1,2-Dichlorobenzene	mg/l	0.579	0.580	92.7	40-139	0.024	23	L403957-01	WG423629
1,2-Dichloroethane	mg/l	0.584	0.523	93.4	29-167	11.1	21	L403957-01	WG423629
1,2-Dichloropropane	mg/l	0.551	0.539	88.1	39-148	2.03	20	L403957-01	WG423629
1,3,5-Trimethylbenzene	mg/l	0.567	0.588	90.8	33-149	3.58	26	L403957-01	WG423629
1,3-Dichlorobenzene	mg/l	0.576	0.574	92.1	32-148	0.223	24	L403957-01	WG423629
1,3-Dichloropropane	mg/l	0.550	0.489	88.1	44-142	11.9	20	L403957-01	WG423629
1,4-Dichlorobenzene	mg/l	0.561	0.568	89.7	32-136	1.23	23	L403957-01	WG423629
2,2-Dichloropropane	mg/l	0.548	0.576	87.8	14-158	4.83	23	L403957-01	WG423629
2-Butanone (MEK)	mg/l	2.80	2.47	89.4	32-151	12.4	26	L403957-01	WG423629
2-Chloroethyl vinyl ether	mg/l	1.73	1.53	55.4	0-175	12.6	75	L403957-01	WG423629
2-Chlorotoluene	mg/l	0.553	0.563	88.5	35-147	1.66	24	L403957-01	WG423629
2-Hexanone	mg/l	3.05	2.53	97.5	41-155	18.6	28	L403957-01	WG423629
4-Chlorotoluene	mg/l	0.547	0.549	87.6	33-147	0.317	25	L403957-01	WG423629
4-Methyl-2-pentanone (MIBK)	mg/l	3.05	2.62	97.7	40-160	15.0	28	L403957-01	WG423629
Acetone	mg/l	2.49	2.84	79.6	25-157	13.3	26	L403957-01	WG423629
Acrylonitrile	mg/l	2.91	2.84	93.3	37-162	2.60	24	L403957-01	WG423629
Benzene	mg/l	0.544	0.553	87.1	16-158	1.50	21	L403957-01	WG423629
Bromobenzene	mg/l	0.549	0.527	87.9	37-147	4.07	23	L403957-01	WG423629
Bromochloromethane	mg/l	0.580	0.548	92.8	36-154	5.74	21	L403957-01	WG423629
Bromodichloromethane	mg/l	0.578	0.564	92.5	45-147	2.49	20	L403957-01	WG423629
Bromoform	mg/l	0.640	0.548	102.	38-152	15.4	20	L403957-01	WG423629
Bromomethane	mg/l	0.578	0.613	92.5	0-191	5.85	35	L403957-01	WG423629
Carbon disulfide	mg/l	0.475	0.541	75.9	10-166	13.0	25	L403957-01	WG423629
Carbon tetrachloride	mg/l	0.484	0.508	77.4	22-168	4.83	24	L403957-01	WG423629
Chlorobenzene	mg/l	0.544	0.556	87.0	33-148	2.10	22	L403957-01	WG423629
Chlorodibromomethane	mg/l	0.609	0.563	97.4	48-151	7.78	21	L403957-01	WG423629
Chloroethane	mg/l	0.543	0.577	86.9	4-176	5.98	27	L403957-01	WG423629
Chloroform	mg/l	0.514	0.526	82.2	37-147	2.32	21	L403957-01	WG423629
Chloromethane	mg/l	0.542	0.582	86.7	10-174	7.14	28	L403957-01	WG423629
cis-1,2-Dichloroethene	mg/l	0.742	0.766	89.9	29-156	3.13	22	L403957-01	WG423629
cis-1,3-Dichloropropene	mg/l	0.583	0.535	93.3	35-148	8.66	21	L403957-01	WG423629
Di-isopropyl ether	mg/l	0.573	0.590	91.7	39-160	2.94	21	L403957-01	WG423629
Dibromomethane	mg/l	0.566	0.517	90.6	36-152	9.13	20	L403957-01	WG423629

* Performance of this Analyte is outside of established criteria.

For additional information, please see Attachment A 'List of Analytes with QC Qualifiers.'



**ENVIRONMENTAL
SCIENCE CORP.**

12065 Lebanon Rd.
Mt. Juliet, TN 37122
(615) 758-5858
1-800-767-5859
Fax (615) 758-5859

Tax I.D. 62-0814289

Est. 1970

SLR International Corp. - West Linn, OR
Chris Kramer
1800 Blankenship Road, Suite 440
West Linn, OR 97068

Quality Assurance Report
Level II

June 12, 2009

L403960

Analyte	Units	MSD	Matrix Spike Duplicate		Limit	RPD	Limit Ref	Samp	Batch
			Ref	%Rec					
Dichlorodifluoromethane	mg/l	0.528	0.562	84.5	0-200	6.18	26	L403957-01	WG423629
Ethylbenzene	mg/l	0.535	0.569	85.5	29-150	6.25	24	L403957-01	WG423629
Hexachloro-1,3-butadiene	mg/l	0.539	0.559	86.2	28-144	3.59	33	L403957-01	WG423629
Iodomethane	mg/l	2.66	2.80	85.2	9-169	5.15	27	L403957-01	WG423629
Isopropylbenzene	mg/l	0.552	0.580	88.3	35-147	4.97	25	L403957-01	WG423629
Methyl tert-butyl ether	mg/l	0.604	0.560	96.7	24-167	7.60	22	L403957-01	WG423629
Methylene Chloride	mg/l	0.570	0.575	91.1	23-151	0.930	21	L403957-01	WG423629
n-Butylbenzene	mg/l	0.549	0.586	87.8	22-151	6.55	29	L403957-01	WG423629
n-Hexane	mg/l	0.468	0.468	74.8	10-176	0.078	23	L403957-01	WG423629
n-Propylbenzene	mg/l	0.535	0.552	85.5	26-150	3.12	25	L403957-01	WG423629
Naphthalene	mg/l	0.632	0.530	101.	24-160	17.6	37	L403957-01	WG423629
p-Isopropyltoluene	mg/l	0.567	0.585	90.7	28-151	3.11	27	L403957-01	WG423629
sec-Butylbenzene	mg/l	0.563	0.577	90.0	32-149	2.52	26	L403957-01	WG423629
Styrene	mg/l	0.572	0.562	91.5	38-149	1.74	23	L403957-01	WG423629
tert-Butylbenzene	mg/l	0.572	0.598	91.5	36-149	4.46	26	L403957-01	WG423629
Tetrachloroethene	mg/l	2.85	3.09	72.3	13-157	8.02	24	L403957-01	WG423629
Toluene	mg/l	0.532	0.536	82.8	22-152	0.894	22	L403957-01	WG423629
trans-1,2-Dichloroethene	mg/l	0.514	0.568	82.2	11-160	10.0	23	L403957-01	WG423629
trans-1,3-Dichloropropene	mg/l	0.570	0.484	91.1	33-153	16.2	22	L403957-01	WG423629
trans-1,4-Dichloro-2-butene	mg/l	0.588	0.476	94.0	19-151	21.0	29	L403957-01	WG423629
Trichloroethene	mg/l	0.799	0.841	84.6	18-163	5.11	21	L403957-01	WG423629
Trichlorofluoromethane	mg/l	0.539	0.566	86.3	10-177	4.83	24	L403957-01	WG423629
Vinyl acetate	mg/l	2.28	1.93	72.9	0-196	16.8	26	L403957-01	WG423629
Vinyl chloride	mg/l	0.516	0.558	82.6	0-179	7.71	26	L403957-01	WG423629
4-Bromofluorobenzene				99.84	75-128				WG423629
Dibromofluoromethane				103.3	79-125				WG423629
Toluene-d8				101.7	87-114				WG423629
Mercury	mg/l	0.0025	0.0024	85.0	70-130	2.38	20	L404702-05	WG424079
Mercury	mg/l	0.0028	0.0028	86.7	70-130	1.05	20	L404789-03	WG424079
2,4,6-Trichlorophenol	ppm	0.0089	0.0094	89.9	10-137	4.63	42	L404682-02	WG424196
2,4-Dichlorophenol	ppm	0.0097	0.0093	97.8	10-133	4.01	50	L404682-02	WG424196
2,4-Dimethylphenol	ppm	0.0136	0.0137	136.	10-142	1.26	36	L404682-02	WG424196
2,4-Dinitrophenol	ppm	0.0041	0.0039	41.5	10-150	4.65	50	L404682-02	WG424196
2-Chlorophenol	ppm	0.0083	0.0080	83.2	10-155	3.04	50	L404682-02	WG424196
2-Methylphenol	ppm	0.0080	0.0073	80.6	13-110	9.33	23	L404682-02	WG424196
2-Nitrophenol	ppm	0.0092	0.0097	92.4	12-121	5.78	48	L404682-02	WG424196
3&4-Methyl Phenol	ppm	0.0079	0.0073	79.5	16-112	7.61	36	L404682-02	WG424196
4,6-Dinitro-2-methylphenol	ppm	0.0067	0.0063	67.0	0-138	4.86	50	L404682-02	WG424196
4-Chloro-3-methylphenol	ppm	0.0096	0.0082	96.3	10-136	15.3	29	L404682-02	WG424196
4-Nitrophenol	ppm	0.0038	0.0036	38.1	13-59	3.22	50	L404682-02	WG424196
Pentachlorophenol	ppm	0.0050	0.0056	50.1	0-137	11.8	50	L404682-02	WG424196
Phenol	ppm	0.0030	0.0030	30.7	10-68	2.16	32	L404682-02	WG424196
2,4,6-Tribromophenol				95.15	10-148				WG424196
2-Fluorobiphenyl				90.49	26-122				WG424196
2-Fluorophenol				45.50	10-87				WG424196
Nitrobenzene-d5				84.53	12-120				WG424196
Phenol-d5				30.71	10-67				WG424196
p-Terphenyl-d14				142.8	34-149				WG424196
Antimony	mg/kg	18.0	19.0	32.8*	75-125	5.41	20	L403960-01	WG423551
Arsenic	mg/kg	38.6	40.8	77.2	75-125	5.54	20	L403960-01	WG423551
Beryllium	mg/kg	40.0	42.1	78.1	75-125	5.12	20	L403960-01	WG423551
Cadmium	mg/kg	39.5	41.6	77.8	75-125	5.18	20	L403960-01	WG423551
Chromium	mg/kg	78.4	72.0	84.8	75-125	8.51	20	L403960-01	WG423551

* Performance of this Analyte is outside of established criteria.
For additional information, please see Attachment A 'List of Analytes with QC Qualifiers.'



**ENVIRONMENTAL
SCIENCE CORP.**

12065 Lebanon Rd.
Mt. Juliet, TN 37122
(615) 758-5858
1-800-767-5859
Fax (615) 758-5859

Tax I.D. 62-0814289

Est. 1970

SLR International Corp. - West Linn, OR
Chris Kramer
1800 Blankenship Road, Suite 440

Quality Assurance Report
Level II

West Linn, OR 97068

June 12, 2009

L403960

Analyte	Units	MSD	Matrix Spike Duplicate		Limit	RPD	Limit	Ref Samp	Batch
			Ref	%Rec					
Copper	mg/kg	45.1	47.2	81.4	75-125	4.55	20	L403960-01	WG423551
Lead	mg/kg	42.0	43.7	79.2	75-125	3.97	20	L403960-01	WG423551
Nickel	mg/kg	77.9	74.7	77.8	75-125	4.19	20	L403960-01	WG423551
Selenium	mg/kg	38.3	41.6	76.6	75-125	8.26	20	L403960-01	WG423551
Silver	mg/kg	43.2	44.2	86.4	75-125	2.29	20	L403960-01	WG423551
Thallium	mg/kg	41.9	41.8	83.8	75-125	0.239	20	L403960-01	WG423551
Zinc	mg/kg	54.8	59.6	67.6*	75-125	8.39	20	L403960-01	WG423551
Antimony	mg/l	0.0574	0.0580	101.	75-125	1.04	20	L404463-01	WG424165
Arsenic	mg/l	0.0578	0.0575	102.	75-125	0.520	20	L404463-01	WG424165
Thallium	mg/l	0.0539	0.0541	95.1	75-125	0.370	20	L404463-01	WG424165

Batch number /Run number / Sample number cross reference

WG422935: R754327: L403960-02
 WG423285: R754330: L403960-01 03
 WG423494: R754746: L403960-01 03
 WG423412: R755626: L403960-01 03
 WG423529: R756806: L403960-04
 WG423525: R757126: L403960-01 03
 WG423651: R758326: L403960-01
 WG423526: R759406: L403960-01 03
 WG423739: R759727: L403960-04
 WG423629: R759806: L403960-04
 WG424079: R763367: L403960-04
 WG424196: R764507: L403960-04
 WG423551: R766406: L403960-01 03
 WG424073: R767866: L403960-04
 WG424165: R771046: L403960-04
 WG425181: R776688: L403960-03

* * Calculations are performed prior to rounding of reported values .
 * Performance of this Analyte is outside of established criteria.
 For additional information, please see Attachment A 'List of Analytes with QC Qualifiers.'



ENVIRONMENTAL
SCIENCE CORP.

12065 Lebanon Rd.
Mt. Juliet, TN 37122
(615) 758-5858
1-800-767-5859
Fax (615) 758-5859

Tax I.D. 62-0814289

Est. 1970

SLR International Corp. - West Linn, OR
Chris Kramer
1800 Blankenship Road, Suite 440

Quality Assurance Report
Level II

West Linn, OR 97068

L403960

June 12, 2009

The data package includes a summary of the analytic results of the quality control samples required by the SW-846 or CWA methods. The quality control samples include a method blank, a laboratory control sample, and the matrix spike/matrix spike duplicate analysis. If a target parameter is outside the method limits, every sample that is effected is flagged with the appropriate qualifier in Appendix B of the analytic report.

Method Blank - an aliquot of reagent water carried through the entire analytic process. The method blank results indicate if any possible contamination exposure during the sample handling, digestion or extraction process, and analysis. Concentrations of target analytes above the reporting limit in the method blank are qualified with the "B" qualifier.

Laboratory Control Sample - is a sample of known concentration that is carried through the digestion/extraction and analysis process. The percent recovery, expressed as a percentage of the theoretical concentration, has statistical control limits indicating that the analytic process is "in control". If a target analyte is outside the control limits for the laboratory control sample or any other control sample, the parameter is flagged with a "J4" qualifier for all effected samples.

Matrix Spike and Matrix Spike Duplicate - is two aliquots of an environmental sample that is spiked with known concentrations of target analytes. The percent recovery of the target analytes also has statistical control limits. If any recoveries that are outside the method control limits, the sample that was selected for matrix spike/matrix spike duplicate analysis is flagged with either a "J5" or a "J6". The relative percent difference (%RPD) between the matrix spike and the matrix spike duplicate recoveries is all calculated. If the RPD is above the method limit, the effected samples are flagged with a "J3" qualifier.



ENVIRONMENTAL
SCIENCE CORP.

12065 Lebanon Rd.
Mt. Juliet, TN 37122
(615) 758-5858
1-800-767-5859
Fax (615) 758-5859

Tax I.D. 62-0814289

Est. 1970

Chris Kramer
SLR International Corp. - West Linn, OR
1800 Blankenship Road, Suite 440

West Linn, OR 97068

Report Summary

Thursday May 28, 2009

Report Number: L404290

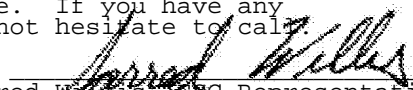
Samples Received: 05/23/09

Client Project: 008.022.0001

Description: Nord Door Project - Everett, WA

The analytical results in this report are based upon information supplied by you, the client, and are for your exclusive use. If you have any questions regarding this data package, please do not hesitate to call.

Entire Report Reviewed By:


Jarred Willis, ESC Representative

Laboratory Certification Numbers

A2LA - 1461-01, AIHA - 100789, AL - 40660, CA - I-2327, CT - PH-0197, FL - E87487
GA - 923, IN - C-TN-01, KY - 90010, KYUST - 0016, NC - ENV375, DW21704, ND - R-140
NJ - TN002, NJ NELAP - TN002, SC - 84004, TN - 2006, VA - 00109, WV - 233
AZ - 0612, MN - 047-999-395, NY - 11742, WI - 998093910

Accreditation is only applicable to the test methods specified on each scope of accreditation held by ESC Lab Sciences.

This report may not be reproduced, except in full, without written approval from Environmental Science Corp.

Where applicable, sampling conducted by ESC is performed per guidance provided in laboratory standard operating procedures: 060302, 060303, and 060304.



**ENVIRONMENTAL
SCIENCE CORP.**

12065 Lebanon Rd.
Mt. Juliet, TN 37122
(615) 758-5858
1-800-767-5859
Fax (615) 758-5859

Tax I.D. 62-0814289

Est. 1970

REPORT OF ANALYSIS

Chris Kramer
SLR International Corp. - West Linn
1800 Blankenship Road, Suite 440
West Linn, OR 97068

May 28, 2009

Date Received : May 23, 2009
Description : Nord Door Project - Everett, WA
Sample ID : GP-311-GW
Collected By : CK
Collection Date : 05/22/09 12:20

ESC Sample # : L404290-01
Site ID :
Project # : 008.022.0001

Parameter	Result	Det. Limit	Units	Method	Date	Dil.
Gasoline Range (C7-C10)	BDL	100	ug/l	NWTPH-HCID	05/27/09	1
Mineral Spirits	BDL	100	ug/l	NWTPH-HCID	05/27/09	1
Kerosene (C9-C16)	BDL	100	ug/l	NWTPH-HCID	05/27/09	1
Diesel (C7-C26)	BDL	100	ug/l	NWTPH-HCID	05/27/09	1
#6 Fuel Oil (C10-C32)	BDL	100	ug/l	NWTPH-HCID	05/27/09	1
Hydraulic Fluid (C12-C33)	BDL	100	ug/l	NWTPH-HCID	05/27/09	1
Motor Oil (C16-C40)	BDL	500	ug/l	NWTPH-HCID	05/27/09	1
Surrogate recovery(%) o-Terphenyl	69.1		% Rec.	NWTPH-HCID	05/27/09	1

BDL - Below Detection Limit

Det. Limit - Practical Quantitation Limit(PQL)

Note:

The reported analytical results relate only to the sample submitted.

This report shall not be reproduced, except in full, without the written approval from ESC.

Reported: 05/28/09 07:53 Printed: 05/28/09 07:53



**ENVIRONMENTAL
SCIENCE CORP.**

12065 Lebanon Rd.
Mt. Juliet, TN 37122
(615) 758-5858
1-800-767-5859
Fax (615) 758-5859

Tax I.D. 62-0814289

Est. 1970

REPORT OF ANALYSIS

Chris Kramer
SLR International Corp. - West Linn
1800 Blankenship Road, Suite 440
West Linn, OR 97068

May 28, 2009

Date Received : May 23, 2009
Description : Nord Door Project - Everett, WA
Sample ID : GP-335-GW
Collected By : CK
Collection Date : 05/22/09 09:15

ESC Sample # : L404290-02

Site ID :

Project # : 008.022.0001

Parameter	Result	Det. Limit	Units	Method	Date	Dil.
Gasoline Range (C7-C10)	BDL	100	ug/l	NWTPH-HCID	05/27/09	1
Mineral Spirits	BDL	100	ug/l	NWTPH-HCID	05/27/09	1
Kerosene (C9-C16)	BDL	100	ug/l	NWTPH-HCID	05/27/09	1
Diesel (C7-C26)	BDL	100	ug/l	NWTPH-HCID	05/27/09	1
#6 Fuel Oil (C10-C32)	BDL	100	ug/l	NWTPH-HCID	05/27/09	1
Hydraulic Fluid (C12-C33)	BDL	100	ug/l	NWTPH-HCID	05/27/09	1
Motor Oil (C16-C40)	BDL	500	ug/l	NWTPH-HCID	05/27/09	1
Surrogate recovery(%) o-Terphenyl	103.		% Rec.	NWTPH-HCID	05/27/09	1

BDL - Below Detection Limit

Det. Limit - Practical Quantitation Limit(PQL)

Note:

The reported analytical results relate only to the sample submitted.

This report shall not be reproduced, except in full, without the written approval from ESC.

Reported: 05/28/09 07:53 Printed: 05/28/09 07:53



**ENVIRONMENTAL
SCIENCE CORP.**

12065 Lebanon Rd.
Mt. Juliet, TN 37122
(615) 758-5858
1-800-767-5859
Fax (615) 758-5859

Tax I.D. 62-0814289

Est. 1970

REPORT OF ANALYSIS

Chris Kramer
SLR International Corp. - West Linn
1800 Blankenship Road, Suite 440
West Linn, OR 97068

May 28, 2009

Date Received : May 23, 2009
Description : Nord Door Project - Everett, WA
Sample ID : GP-309A-GW
Collected By : CK
Collection Date : 05/22/09 11:25

ESC Sample # : L404290-03

Site ID :

Project # : 008.022.0001

Parameter	Result	Det. Limit	Units	Method	Date	Dil.
Gasoline Range (C7-C10)	BDL	100	ug/l	NWTPH-HCID	05/27/09	1
Mineral Spirits	BDL	100	ug/l	NWTPH-HCID	05/27/09	1
Kerosene (C9-C16)	BDL	100	ug/l	NWTPH-HCID	05/27/09	1
Diesel (C7-C26)	BDL	100	ug/l	NWTPH-HCID	05/27/09	1
#6 Fuel Oil (C10-C32)	BDL	100	ug/l	NWTPH-HCID	05/27/09	1
Hydraulic Fluid (C12-C33)	BDL	100	ug/l	NWTPH-HCID	05/27/09	1
Motor Oil (C16-C40)	BDL	500	ug/l	NWTPH-HCID	05/27/09	1
Surrogate recovery(%) o-Terphenyl	104.		% Rec.	NWTPH-HCID	05/27/09	1

BDL - Below Detection Limit

Det. Limit - Practical Quantitation Limit(PQL)

Note:

The reported analytical results relate only to the sample submitted.

This report shall not be reproduced, except in full, without the written approval from ESC.

Reported: 05/28/09 07:53 Printed: 05/28/09 07:53



**ENVIRONMENTAL
SCIENCE CORP.**

12065 Lebanon Rd.
Mt. Juliet, TN 37122
(615) 758-5858
1-800-767-5859
Fax (615) 758-5859

Tax I.D. 62-0814289

Est. 1970

REPORT OF ANALYSIS

Chris Kramer
SLR International Corp. - West Linn
1800 Blankenship Road, Suite 440
West Linn, OR 97068

May 28, 2009

Date Received : May 23, 2009
Description : Nord Door Project - Everett, WA
Sample ID : GP-334-GW
Collected By : CK
Collection Date : 05/22/09 09:43

ESC Sample # : L404290-04

Site ID :

Project # : 008.022.0001

Parameter	Result	Det. Limit	Units	Method	Date	Dil.
Gasoline Range (C7-C10)	BDL	100	ug/l	NWTPH-HCID	05/27/09	1
Mineral Spirits	BDL	100	ug/l	NWTPH-HCID	05/27/09	1
Kerosene (C9-C16)	BDL	100	ug/l	NWTPH-HCID	05/27/09	1
Diesel (C7-C26)	BDL	100	ug/l	NWTPH-HCID	05/27/09	1
#6 Fuel Oil (C10-C32)	BDL	100	ug/l	NWTPH-HCID	05/27/09	1
Hydraulic Fluid (C12-C33)	BDL	100	ug/l	NWTPH-HCID	05/27/09	1
Motor Oil (C16-C40)	BDL	500	ug/l	NWTPH-HCID	05/27/09	1
Surrogate recovery(%) o-Terphenyl	109.		% Rec.	NWTPH-HCID	05/27/09	1

BDL - Below Detection Limit

Det. Limit - Practical Quantitation Limit(PQL)

Note:

The reported analytical results relate only to the sample submitted.

This report shall not be reproduced, except in full, without the written approval from ESC.

Reported: 05/28/09 07:53 Printed: 05/28/09 07:53



**ENVIRONMENTAL
SCIENCE CORP.**

12065 Lebanon Rd.
Mt. Juliet, TN 37122
(615) 758-5858
1-800-767-5859
Fax (615) 758-5859

Tax I.D. 62-0814289

Est. 1970

REPORT OF ANALYSIS

Chris Kramer
SLR International Corp. - West Linn
1800 Blankenship Road, Suite 440
West Linn, OR 97068

May 28, 2009

Date Received : May 23, 2009
Description : Nord Door Project - Everett, WA
Sample ID : GP-310-GW
Collected By : CK
Collection Date : 05/22/09 13:30

ESC Sample # : L404290-05

Site ID :

Project # : 008.022.0001

Parameter	Result	Det. Limit	Units	Method	Date	Dil.
Gasoline Range (C7-C10)	BDL	100	ug/l	NWTPH-HCID	05/27/09	1
Mineral Spirits	BDL	100	ug/l	NWTPH-HCID	05/27/09	1
Kerosene (C9-C16)	BDL	100	ug/l	NWTPH-HCID	05/27/09	1
Diesel (C7-C26)	120	100	ug/l	NWTPH-HCID	05/27/09	1
#6 Fuel Oil (C10-C32)	BDL	100	ug/l	NWTPH-HCID	05/27/09	1
Hydraulic Fluid (C12-C33)	BDL	100	ug/l	NWTPH-HCID	05/27/09	1
Motor Oil (C16-C40)	BDL	500	ug/l	NWTPH-HCID	05/27/09	1
Surrogate recovery(%) o-Terphenyl	93.0		% Rec.	NWTPH-HCID	05/27/09	1

BDL - Below Detection Limit

Det. Limit - Practical Quantitation Limit(PQL)

Note:

The reported analytical results relate only to the sample submitted.

This report shall not be reproduced, except in full, without the written approval from ESC.

Reported: 05/28/09 07:53 Printed: 05/28/09 07:53



**ENVIRONMENTAL
SCIENCE CORP.**

12065 Lebanon Rd.
Mt. Juliet, TN 37122
(615) 758-5858
1-800-767-5859
Fax (615) 758-5859

Tax I.D. 62-0814289

Est. 1970

REPORT OF ANALYSIS

Chris Kramer
SLR International Corp. - West Linn
1800 Blankenship Road, Suite 440
West Linn, OR 97068

May 28, 2009

Date Received : May 23, 2009
Description : Nord Door Project - Everett, WA
Sample ID : GP-312-GW
Collected By : CK
Collection Date : 05/22/09 13:00

ESC Sample # : L404290-06

Site ID :

Project # : 008.022.0001

Parameter	Result	Det. Limit	Units	Method	Date	Dil.
Gasoline Range (C7-C10)	BDL	100	ug/l	NWTPH-HCID	05/27/09	1
Mineral Spirits	BDL	100	ug/l	NWTPH-HCID	05/27/09	1
Kerosene (C9-C16)	BDL	100	ug/l	NWTPH-HCID	05/27/09	1
Diesel (C7-C26)	150	100	ug/l	NWTPH-HCID	05/27/09	1
#6 Fuel Oil (C10-C32)	BDL	100	ug/l	NWTPH-HCID	05/27/09	1
Hydraulic Fluid (C12-C33)	BDL	100	ug/l	NWTPH-HCID	05/27/09	1
Motor Oil (C16-C40)	BDL	500	ug/l	NWTPH-HCID	05/27/09	1
Surrogate recovery(%) o-Terphenyl	77.6		% Rec.	NWTPH-HCID	05/27/09	1

BDL - Below Detection Limit

Det. Limit - Practical Quantitation Limit(PQL)

Note:

The reported analytical results relate only to the sample submitted.

This report shall not be reproduced, except in full, without the written approval from ESC.

Reported: 05/28/09 07:53 Printed: 05/28/09 07:53

Summary of Remarks For Samples Printed
05/28/09 at 07:53:41

TSR Signing Reports: 358
R3 - Rush: Two Day

Log all arsenic gw samples as ASG.

Sample: L404290-01 Account: SLRWLOR Received: 05/23/09 09:00 Due Date: 05/28/09 00:00 RPT Date: 05/28/09 07:53
Moved from L404245-01
Sample: L404290-02 Account: SLRWLOR Received: 05/23/09 09:00 Due Date: 05/28/09 00:00 RPT Date: 05/28/09 07:53
Moved from L404245-04
Sample: L404290-03 Account: SLRWLOR Received: 05/23/09 09:00 Due Date: 05/28/09 00:00 RPT Date: 05/28/09 07:53
Moved from L404245-06
Sample: L404290-04 Account: SLRWLOR Received: 05/23/09 09:00 Due Date: 05/28/09 00:00 RPT Date: 05/28/09 07:53
Moved from L404245-07
Sample: L404290-05 Account: SLRWLOR Received: 05/23/09 09:00 Due Date: 05/28/09 00:00 RPT Date: 05/28/09 07:53
Moved from L404245-09
Sample: L404290-06 Account: SLRWLOR Received: 05/23/09 09:00 Due Date: 05/28/09 00:00 RPT Date: 05/28/09 07:53
Moved from L404245-11



**ENVIRONMENTAL
SCIENCE CORP.**

12065 Lebanon Rd.
Mt. Juliet, TN 37122
(615) 758-5858
1-800-767-5859
Fax (615) 758-5859

Tax I.D. 62-0814289

Est. 1970

SLR International Corp. - West Linn, OR
Chris Kramer
1800 Blankenship Road, Suite 440
West Linn, OR 97068

Quality Assurance Report
Level II

L404290

May 28, 2009

Analyte	Result	Laboratory Blank		Limit	Batch	Date Analyzed
		Units	% Rec			
#6 Fuel Oil (C10-C32)	< .1	mg/l			WG423353	05/27/09 17:06
Diesel (C7-C26)	< .1	mg/l			WG423353	05/27/09 17:06
Hydraulic Fluid (C12-C33)	< .1	mg/l			WG423353	05/27/09 17:06
Kerosene (C9-C16)	< .1	mg/l			WG423353	05/27/09 17:06
Mineral Spirits	< .1	mg/l			WG423353	05/27/09 17:06
Motor Oil (C16-C40)	< .25	mg/l			WG423353	05/27/09 17:06
o-Terphenyl		% Rec.	103.1	50-150	WG423353	05/27/09 17:06

Analyte	Units	Laboratory Control Sample		% Rec	Limit	Batch
		Known Val	Result			
Diesel (C7-C26)	mg/l	.75	0.522	69.6	50-150	WG423353
Motor Oil (C16-C40)	mg/l	.75	0.779	104.	50-150	WG423353
o-Terphenyl				90.93	50-150	WG423353

Analyte	Units	Laboratory Control Sample Duplicate			Limit	RPD	Limit	Batch
		Result	Ref	%Rec				
Diesel (C7-C26)	mg/l	0.479	0.522	64.0	50-150	8.61	20	WG423353
Motor Oil (C16-C40)	mg/l	0.758	0.779	101.	50-150	2.65	25	WG423353
o-Terphenyl				87.87	50-150			WG423353

Batch number /Run number / Sample number cross reference

WG423353: R756846: L404290-01 02 03 04 05 06

* * Calculations are performed prior to rounding of reported values .
 * Performance of this Analyte is outside of established criteria.
 For additional information, please see Attachment A 'List of Analytes with QC Qualifiers.'



ENVIRONMENTAL
SCIENCE CORP.

12065 Lebanon Rd.
Mt. Juliet, TN 37122
(615) 758-5858
1-800-767-5859
Fax (615) 758-5859

Tax I.D. 62-0814289

Est. 1970

SLR International Corp. - West Linn, OR
Chris Kramer
1800 Blankenship Road, Suite 440

Quality Assurance Report
Level II

West Linn, OR 97068

L404290

May 28, 2009

The data package includes a summary of the analytic results of the quality control samples required by the SW-846 or CWA methods. The quality control samples include a method blank, a laboratory control sample, and the matrix spike/matrix spike duplicate analysis. If a target parameter is outside the method limits, every sample that is effected is flagged with the appropriate qualifier in Appendix B of the analytic report.

Method Blank - an aliquot of reagent water carried through the entire analytic process. The method blank results indicate if any possible contamination exposure during the sample handling, digestion or extraction process, and analysis. Concentrations of target analytes above the reporting limit in the method blank are qualified with the "B" qualifier.

Laboratory Control Sample - is a sample of known concentration that is carried through the digestion/extraction and analysis process. The percent recovery, expressed as a percentage of the theoretical concentration, has statistical control limits indicating that the analytic process is "in control". If a target analyte is outside the control limits for the laboratory control sample or any other control sample, the parameter is flagged with a "J4" qualifier for all effected samples.

Matrix Spike and Matrix Spike Duplicate - is two aliquots of an environmental sample that is spiked with known concentrations of target analytes. The percent recovery of the target analytes also has statistical control limits. If any recoveries that are outside the method control limits, the sample that was selected for matrix spike/matrix spike duplicate analysis is flagged with either a "J5" or a "J6". The relative percent difference (%RPD) between the matrix spike and the matrix spike duplicate recoveries is all calculated. If the RPD is above the method limit, the effected samples are flagged with a "J3" qualifier.



ENVIRONMENTAL
SCIENCE CORP.

12065 Lebanon Rd.
Mt. Juliet, TN 37122
(615) 758-5858
1-800-767-5859
Fax (615) 758-5859

Tax I.D. 62-0814289

Est. 1970

Chris Kramer
SLR International Corp. - West Linn, OR
1800 Blankenship Road, Suite 440

West Linn, OR 97068

Report Summary

Wednesday June 24, 2009

Report Number: L408084

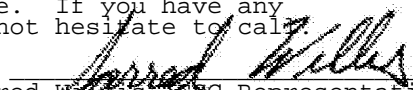
Samples Received: 05/23/09

Client Project: 008.022.0001

Description: Nord Door Project - Everett, WA

The analytical results in this report are based upon information supplied by you, the client, and are for your exclusive use. If you have any questions regarding this data package, please do not hesitate to call.

Entire Report Reviewed By:


Jarred Willis, ESC Representative

Laboratory Certification Numbers

A2LA - 1461-01, AIHA - 100789, AL - 40660, CA - I-2327, CT - PH-0197, FL - E87487
GA - 923, IN - C-TN-01, KY - 90010, KYUST - 0016, NC - ENV375, DW21704, ND - R-140
NJ - TN002, NJ NELAP - TN002, SC - 84004, TN - 2006, VA - 00109, WV - 233
AZ - 0612, MN - 047-999-395, NY - 11742, WI - 998093910

Accreditation is only applicable to the test methods specified on each scope of accreditation held by ESC Lab Sciences.

This report may not be reproduced, except in full, without written approval from Environmental Science Corp.

Where applicable, sampling conducted by ESC is performed per guidance provided in laboratory standard operating procedures: 060302, 060303, and 060304.



**ENVIRONMENTAL
SCIENCE CORP.**

12065 Lebanon Rd.
Mt. Juliet, TN 37122
(615) 758-5858
1-800-767-5859
Fax (615) 758-5859

Tax I.D. 62-0814289

Est. 1970

REPORT OF ANALYSIS

Chris Kramer
SLR International Corp. - West Linn
1800 Blankenship Road, Suite 440
West Linn, OR 97068

June 24, 2009

Date Received : May 23, 2009
Description : Nord Door Project - Everett, WA
Sample ID : GP-335-7.5FT
Collected By : CK
Collection Date : 05/22/09 08:10

ESC Sample # : L408084-01
Site ID :
Project # : 008.022.0001

Parameter	Dry Result	MDL	RDL	Units	Q	Method	Date	Dil.
Total Solids	79.7			%		2540G	06/11/09	1
Mercury	0.24	0.0025	0.025	mg/kg		7471	06/18/09	1
Antimony	U	0.52	1.2	mg/kg		6010B	06/23/09	1
Arsenic	7.4	2.7	12.	mg/kg	J	6010B	06/20/09	10
Beryllium	U	0.38	1.2	mg/kg	O	6010B	06/20/09	10
Cadmium	U	0.37	3.1	mg/kg	O	6010B	06/20/09	10
Chromium	55.	0.98	6.3	mg/kg	B	6010B	06/20/09	10
Copper	14.	3.0	12.	mg/kg		6010B	06/20/09	10
Lead	7.6	0.96	3.1	mg/kg		6010B	06/20/09	10
Nickel	25.	4.9	12.	mg/kg		6010B	06/20/09	10
Selenium	U	3.3	12.	mg/kg	O	6010B	06/20/09	10
Silver	U	1.6	6.3	mg/kg	O	6010B	06/20/09	10
Thallium	12.	3.0	12.	mg/kg	J	6010B	06/20/09	10
Zinc	53.	4.4	19.	mg/kg		6010B	06/20/09	10
Volatile Organics								
Acetone	0.25	0.018	0.068	mg/kg	Q	8260B	06/19/09	1.08
Benzene	0.0015	0.00035	0.0014	mg/kg	Q	8260B	06/19/09	1.08
Bromochloromethane	U	0.00048	0.0014	mg/kg	Q	8260B	06/19/09	1.08
Bromodichloromethane	U	0.00042	0.0014	mg/kg	Q	8260B	06/19/09	1.08
Bromoform	U	0.00062	0.0014	mg/kg	Q	8260B	06/19/09	1.08
Bromomethane	U	0.0014	0.0068	mg/kg	Q	8260B	06/19/09	1.08
2-Butanone (MEK)	0.0061	0.0029	0.014	mg/kg	Q J	8260B	06/19/09	1.08
Carbon disulfide	0.038	0.0019	0.0014	mg/kg	Q	8260B	06/19/09	1.08
Carbon tetrachloride	U	0.00034	0.0014	mg/kg	Q	8260B	06/19/09	1.08
Chlorobenzene	U	0.00027	0.0014	mg/kg	Q	8260B	06/19/09	1.08
Chloroethane	U	0.00063	0.0068	mg/kg	Q	8260B	06/19/09	1.08
Chloroform	0.0018	0.00044	0.0068	mg/kg	Q J	8260B	06/19/09	1.08
Chloromethane	U	0.00061	0.0014	mg/kg	Q	8260B	06/19/09	1.08
1,2-Dibromo-3-Chloropropane	U	0.0012	0.0068	mg/kg	Q	8260B	06/19/09	1.08
Chlorodibromomethane	U	0.00025	0.0014	mg/kg	Q	8260B	06/19/09	1.08
1,2-Dibromoethane	U	0.00034	0.0014	mg/kg	Q	8260B	06/19/09	1.08
1,2-Dichlorobenzene	U	0.00026	0.0014	mg/kg	Q	8260B	06/19/09	1.08
1,3-Dichlorobenzene	U	0.00041	0.0014	mg/kg	Q	8260B	06/19/09	1.08
1,4-Dichlorobenzene	U	0.00024	0.0014	mg/kg	Q	8260B	06/19/09	1.08
Dichlorodifluoromethane	U	0.00034	0.0068	mg/kg	Q	8260B	06/19/09	1.08
1,1-Dichloroethane	U	0.00028	0.0014	mg/kg	Q	8260B	06/19/09	1.08
1,2-Dichloroethane	U	0.00057	0.0014	mg/kg	Q	8260B	06/19/09	1.08
1,1-Dichloroethene	U	0.00080	0.0014	mg/kg	Q	8260B	06/19/09	1.08
cis-1,2-Dichloroethene	0.0045	0.00078	0.0014	mg/kg	Q	8260B	06/19/09	1.08
trans-1,2-Dichloroethene	0.0035	0.00073	0.0014	mg/kg	Q	8260B	06/19/09	1.08

Results listed are dry weight basis.

U = ND (Not Detected)

MDL = Minimum Detection Limit = LOD

RDL = Reported Detection Limit = LOQ = PQL = EQL

Note:

This report shall not be reproduced, except in full, without the written approval from ESC.

The reported analytical results relate only to the sample submitted

Reported: 06/24/09 11:41 Printed: 06/24/09 14:07



**ENVIRONMENTAL
SCIENCE CORP.**

12065 Lebanon Rd.
Mt. Juliet, TN 37122
(615) 758-5858
1-800-767-5859
Fax (615) 758-5859

Tax I.D. 62-0814289

Est. 1970

REPORT OF ANALYSIS

Chris Kramer
SLR International Corp. - West Linn
1800 Blankenship Road, Suite 440
West Linn, OR 97068

June 24, 2009

Date Received : May 23, 2009
Description : Nord Door Project - Everett, WA
Sample ID : GP-335-7.5FT
Collected By : CK
Collection Date : 05/22/09 08:10

ESC Sample # : L408084-01
Site ID :
Project # : 008.022.0001

Parameter	Dry Result	MDL	RDL	Units	Q	Method	Date	Dil.
1,2-Dichloropropane	U	0.00081	0.0014	mg/kg	Q	8260B	06/19/09	1.08
cis-1,3-Dichloropropene	U	0.00028	0.0014	mg/kg	Q	8260B	06/19/09	1.08
trans-1,3-Dichloropropene	U	0.00039	0.0014	mg/kg	Q	8260B	06/19/09	1.08
Ethylbenzene	U	0.00024	0.0014	mg/kg	Q	8260B	06/19/09	1.08
2-Hexanone	U	0.00038	0.0014	mg/kg	Q	8260B	06/19/09	1.08
Isopropylbenzene	U	0.00023	0.0014	mg/kg	Q	8260B	06/19/09	1.08
4-Methyl-2-pentanone (MIBK)	U	0.0015	0.014	mg/kg	Q	8260B	06/19/09	1.08
Methyl tert-butyl ether	U	0.00030	0.0014	mg/kg	Q	8260B	06/19/09	1.08
Methylene Chloride	U	0.00065	0.0068	mg/kg	Q	8260B	06/19/09	1.08
Styrene	U	0.00022	0.0014	mg/kg	Q	8260B	06/19/09	1.08
1,1,2,2-Tetrachloroethane	U	0.00036	0.0014	mg/kg	Q	8260B	06/19/09	1.08
Tetrachloroethene	0.033	0.00025	0.0014	mg/kg	Q	8260B	06/19/09	1.08
Toluene	U	0.0013	0.0068	mg/kg	Q	8260B	06/19/09	1.08
1,1,2-Trichloro-1,2,2-trifluoro	U	0.00027	0.0014	mg/kg	Q	8260B	06/19/09	1.08
1,2,3-Trichlorobenzene	U	0.00025	0.0014	mg/kg	Q	8260B	06/19/09	1.08
1,2,4-Trichlorobenzene	U	0.00027	0.0014	mg/kg	Q	8260B	06/19/09	1.08
1,1,1-Trichloroethane	U	0.00056	0.0014	mg/kg	Q	8260B	06/19/09	1.08
1,1,2-Trichloroethane	U	0.00049	0.0014	mg/kg	Q	8260B	06/19/09	1.08
Trichloroethene	0.018	0.00036	0.0014	mg/kg	Q	8260B	06/19/09	1.08
Trichlorofluoromethane	U	0.00029	0.0068	mg/kg	Q	8260B	06/19/09	1.08
Vinyl chloride	U	0.00031	0.0014	mg/kg	Q	8260B	06/19/09	1.08
Xylenes, Total	U	0.00050	0.0041	mg/kg	Q	8260B	06/19/09	1.08
Cyclohexane	U	0.00036	0.0014	mg/kg	Q	8260B	06/19/09	1.08
1,4-Dioxane	U	0.036	0.14	mg/kg	Q	8260B	06/19/09	1.08
Methyl Acetate	0.088	0.0071	0.027	mg/kg	Q	8260B	06/19/09	1.08
Methyl Cyclohexane	U	0.00036	0.0014	mg/kg	Q	8260B	06/19/09	1.08
Surrogate Recovery								
Toluene-d8	94.4			% Rec.		8260B	06/19/09	1.08
Dibromofluoromethane	110.			% Rec.		8260B	06/19/09	1.08
4-Bromofluorobenzene	75.8			% Rec.		8260B	06/19/09	1.08
Diesel Range Organics (DRO)	26.	1.3	5.0	mg/kg	Q	NWTPHDX	06/18/09	1
Residual Range Organics (RRO)	120	3.3	12.	mg/kg	QJ5J	NWTPHDX	06/18/09	1
Surrogate Recovery								
o-Terphenyl	68.9			% Rec.		NWTPHDX	06/18/09	1
Polychlorinated Biphenyls								
PCB 1016	U	0.0020	0.021	mg/kg	Q	8082	06/23/09	1
PCB 1221	U	0.0049	0.021	mg/kg	Q	8082	06/23/09	1
PCB 1232	U	0.0072	0.021	mg/kg	Q	8082	06/23/09	1
PCB 1242	U	0.0049	0.021	mg/kg	Q	8082	06/23/09	1
PCB 1248	U	0.0027	0.021	mg/kg	Q	8082	06/23/09	1
PCB 1254	0.054	0.0050	0.021	mg/kg	Q	8082	06/23/09	1

Results listed are dry weight basis.

U = ND (Not Detected)

MDL = Minimum Detection Limit = LOD

RDL = Reported Detection Limit = LOQ = PQL = EQL

Note:

This report shall not be reproduced, except in full, without the written approval from ESC.

The reported analytical results relate only to the sample submitted

Reported: 06/24/09 11:41 Printed: 06/24/09 14:07



**ENVIRONMENTAL
SCIENCE CORP.**

12065 Lebanon Rd.
Mt. Juliet, TN 37122
(615) 758-5858
1-800-767-5859
Fax (615) 758-5859

Tax I.D. 62-0814289

Est. 1970

REPORT OF ANALYSIS

Chris Kramer
SLR International Corp. - West Linn
1800 Blankenship Road, Suite 440
West Linn, OR 97068

June 24, 2009

Date Received : May 23, 2009
Description : Nord Door Project - Everett, WA
Sample ID : GP-335-7.5FT
Collected By : CK
Collection Date : 05/22/09 08:10

ESC Sample # : L408084-01
Site ID :
Project # : 008.022.0001

Parameter	Dry Result	MDL	RDL	Units	Q	Method	Date	Dil.
PCB 1260	U	0.0028	0.021	mg/kg	Q	8082	06/23/09	1
PCBs Surrogates								
Decachlorobiphenyl	81.2			% Rec.		8082	06/23/09	1
Tetrachloro-m-xylene	105.			% Rec.		8082	06/23/09	1
Base/Neutral Extractables								
Acenaphthylene	U	0.028	0.041	mg/kg	Q	8270C	06/19/09	1
Acetophenone	U	0.011	0.041	mg/kg	Q	8270C	06/19/09	1
Atrazine	U	0.11	0.41	mg/kg	Q	8270C	06/19/09	1
Benzaldehyde	U	0.11	0.41	mg/kg	Q	8270C	06/19/09	1
Biphenyl	U	0.11	0.41	mg/kg	Q	8270C	06/19/09	1
Bis(2-chloroethoxy)methane	U	0.032	0.41	mg/kg	Q	8270C	06/19/09	1
Bis(2-chloroethyl)ether	U	0.028	0.41	mg/kg	Q	8270C	06/19/09	1
Bis(2-chloroisopropyl)ether	U	0.033	0.41	mg/kg	Q	8270C	06/19/09	1
4-Bromophenyl-phenylether	U	0.022	0.41	mg/kg	Q	8270C	06/19/09	1
2-Chloronaphthalene	U	0.026	0.41	mg/kg	Q	8270C	06/19/09	1
4-Chlorophenyl-phenylether	U	0.025	0.41	mg/kg	Q	8270C	06/19/09	1
3,3-Dichlorobenzidine	U	0.031	0.41	mg/kg	Q	8270C	06/19/09	1
2,4-Dinitrotoluene	U	0.025	0.41	mg/kg	Q	8270C	06/19/09	1
2,6-Dinitrotoluene	U	0.023	0.41	mg/kg	Q	8270C	06/19/09	1
Hexachlorobenzene	U	0.025	0.41	mg/kg	Q	8270C	06/19/09	1
Hexachloro-1,3-butadiene	U	0.032	0.41	mg/kg	Q	8270C	06/19/09	1
Hexachlorocyclopentadiene	U	0.035	0.41	mg/kg	Q	8270C	06/19/09	1
Hexachloroethane	U	0.033	0.41	mg/kg	Q	8270C	06/19/09	1
Isophorone	U	0.038	0.41	mg/kg	Q	8270C	06/19/09	1
2-Methylnaphthalene	U	0.026	0.41	mg/kg	Q	8270C	06/19/09	1
2-Methylphenol	U	0.033	0.41	mg/kg	Q	8270C	06/19/09	1
3&4-Methyl Phenol	U	0.033	0.41	mg/kg	Q	8270C	06/19/09	1
2-Nitroaniline	U	0.021	0.41	mg/kg	Q	8270C	06/19/09	1
3-Nitroaniline	U	0.065	0.41	mg/kg	Q	8270C	06/19/09	1
4-Nitroaniline	U	0.038	0.41	mg/kg	Q	8270C	06/19/09	1
Nitrobenzene	U	0.028	0.41	mg/kg	Q	8270C	06/19/09	1
n-Nitrosodiphenylamine	U	0.034	0.41	mg/kg	Q J4	8270C	06/19/09	1
n-Nitrosodi-n-propylamine	U	0.033	0.41	mg/kg	Q J3	8270C	06/19/09	1
Benzylbutyl phthalate	U	0.038	0.41	mg/kg	Q	8270C	06/19/09	1
Caprolactam	U	0.11	0.41	mg/kg	Q	8270C	06/19/09	1
Carbazole	U	0.029	0.41	mg/kg	Q	8270C	06/19/09	1
Bis(2-ethylhexyl)phthalate	U	0.060	0.41	mg/kg	Q	8270C	06/19/09	1
4-Chloroaniline	U	0.036	0.41	mg/kg	Q	8270C	06/19/09	1
Di-n-butyl phthalate	U	0.027	0.41	mg/kg	Q	8270C	06/19/09	1
Dibenzofuran	U	0.022	0.41	mg/kg	Q	8270C	06/19/09	1
Diethyl phthalate	U	0.040	0.41	mg/kg	Q	8270C	06/19/09	1
Dimethyl phthalate	U	0.026	0.41	mg/kg	Q	8270C	06/19/09	1

Results listed are dry weight basis.

U = ND (Not Detected)

MDL = Minimum Detection Limit = LOD

RDL = Reported Detection Limit = LOQ = PQL = EQL

Note:

This report shall not be reproduced, except in full, without the written approval from ESC.

The reported analytical results relate only to the sample submitted

Reported: 06/24/09 11:41 Printed: 06/24/09 14:07



**ENVIRONMENTAL
SCIENCE CORP.**

12065 Lebanon Rd.
Mt. Juliet, TN 37122
(615) 758-5858
1-800-767-5859
Fax (615) 758-5859

Tax I.D. 62-0814289

Est. 1970

REPORT OF ANALYSIS

Chris Kramer
SLR International Corp. - West Linn
1800 Blankenship Road, Suite 440
West Linn, OR 97068

June 24, 2009

Date Received : May 23, 2009
Description : Nord Door Project - Everett, WA
Sample ID : GP-335-7.5FT
Collected By : CK
Collection Date : 05/22/09 08:10

ESC Sample # : L408084-01
Site ID :
Project # : 008.022.0001

Parameter	Dry Result	MDL	RDL	Units	Q	Method	Date	Dil.
Di-n-octyl phthalate	U	0.036	0.41	mg/kg	Q	8270C	06/19/09	1
Acid Extractables								
4-Chloro-3-methylphenol	U	0.034	0.41	mg/kg	Q	8270C	06/19/09	1
2-Chlorophenol	U	0.031	0.41	mg/kg	Q	8270C	06/19/09	1
2,4-Dichlorophenol	U	0.024	0.41	mg/kg	Q	8270C	06/19/09	1
2,4-Dimethylphenol	U	0.038	0.41	mg/kg	Q J4	8270C	06/19/09	1
4,6-Dinitro-2-methylphenol	U	0.040	0.41	mg/kg	Q	8270C	06/19/09	1
2,4-Dinitrophenol	U	0.041	0.41	mg/kg	Q	8270C	06/19/09	1
2-Nitrophenol	U	0.027	0.41	mg/kg	Q	8270C	06/19/09	1
4-Nitrophenol	U	0.027	0.41	mg/kg	Q	8270C	06/19/09	1
Pentachlorophenol	U	0.031	0.41	mg/kg	Q	8270C	06/19/09	1
Phenol	U	0.029	0.41	mg/kg	Q J3	8270C	06/19/09	1
1,2,4,5-Tetrachlorobenzene	U	0.016	0.063	mg/kg	Q	8270C	06/19/09	1
2,4,5-Trichlorophenol	U	0.030	0.41	mg/kg	Q	8270C	06/19/09	1
2,4,6-Trichlorophenol	U	0.028	0.41	mg/kg	Q	8270C	06/19/09	1
Benzo(a)anthracene	0.12	0.032	0.41	mg/kg	Q J	8270C	06/19/09	1
Benzo(a)pyrene	0.11	0.027	0.41	mg/kg	Q J	8270C	06/19/09	1
Benzo(b)fluoranthene	0.10	0.030	0.41	mg/kg	Q J	8270C	06/19/09	1
Benzo(k)fluoranthene	0.053	0.031	0.41	mg/kg	Q J	8270C	06/19/09	1
Chrysene	0.14	0.035	0.41	mg/kg	Q J	8270C	06/19/09	1
Dibenz(a,h)anthracene	U	0.028	0.41	mg/kg	Q	8270C	06/19/09	1
Indeno(1,2,3-cd)pyrene	0.056	0.029	0.41	mg/kg	Q J	8270C	06/19/09	1
Acenaphthene	U	0.024	0.41	mg/kg	Q	8270C	06/19/09	1
Anthracene	0.043	0.023	0.41	mg/kg	Q J	8270C	06/19/09	1
Benzo(g,h,i)perylene	0.056	0.029	0.41	mg/kg	Q J	8270C	06/19/09	1
Fluoranthene	0.25	0.024	0.41	mg/kg	Q J	8270C	06/19/09	1
Fluorene	U	0.023	0.41	mg/kg	Q	8270C	06/19/09	1
Naphthalene	U	0.026	0.41	mg/kg	Q	8270C	06/19/09	1
Phenanthrene	0.16	0.025	0.41	mg/kg	Q J	8270C	06/19/09	1
Pyrene	0.18	0.036	0.41	mg/kg	Q J	8270C	06/19/09	1
Surrogate Recovery								
Nitrobenzene-d5	69.6			% Rec.		8270C	06/19/09	1
2-Fluorobiphenyl	66.0			% Rec.		8270C	06/19/09	1
p-Terphenyl-d14	63.6			% Rec.		8270C	06/19/09	1
Phenol-d5	57.2			% Rec.		8270C	06/19/09	1
2-Fluorophenol	60.3			% Rec.		8270C	06/19/09	1
2,4,6-Tribromophenol	71.3			% Rec.		8270C	06/19/09	1

Results listed are dry weight basis.

U = ND (Not Detected)

MDL = Minimum Detection Limit = LOD

RDL = Reported Detection Limit = LOQ = PQL = EQL

Note:

This report shall not be reproduced, except in full, without the written approval from ESC.

The reported analytical results relate only to the sample submitted

Reported: 06/24/09 11:41 Printed: 06/24/09 14:07

Attachment A
List of Analytes with QC Qualifiers

Sample Number	Work Group	Sample Type	Analyte	Run ID	Qualifier
L408084-01	WG427370	SAMP	Acetone	R787646	Q
	WG427370	SAMP	Benzene	R787646	Q
	WG427370	SAMP	Bromochloromethane	R787646	Q
	WG427370	SAMP	Bromodichloromethane	R787646	Q
	WG427370	SAMP	Bromoform	R787646	Q
	WG427370	SAMP	Bromomethane	R787646	Q
	WG427370	SAMP	2-Butanone (MEK)	R787646	Q J
	WG427370	SAMP	Carbon disulfide	R787646	Q
	WG427370	SAMP	Carbon tetrachloride	R787646	Q
	WG427370	SAMP	Chlorobenzene	R787646	Q
	WG427370	SAMP	Chloroethane	R787646	Q
	WG427370	SAMP	Chloroform	R787646	Q J
	WG427370	SAMP	Chloromethane	R787646	Q
	WG427370	SAMP	1,2-Dibromo-3-Chloropropane	R787646	Q
	WG427370	SAMP	Chlorodibromomethane	R787646	Q
	WG427370	SAMP	1,2-Dibromoethane	R787646	Q
	WG427370	SAMP	1,2-Dichlorobenzene	R787646	Q
	WG427370	SAMP	1,3-Dichlorobenzene	R787646	Q
	WG427370	SAMP	1,4-Dichlorobenzene	R787646	Q
	WG427370	SAMP	Dichlorodifluoromethane	R787646	Q
	WG427370	SAMP	1,1-Dichloroethane	R787646	Q
	WG427370	SAMP	1,2-Dichloroethane	R787646	Q
	WG427370	SAMP	1,1-Dichloroethene	R787646	Q
	WG427370	SAMP	cis-1,2-Dichloroethene	R787646	Q
	WG427370	SAMP	trans-1,2-Dichloroethene	R787646	Q
	WG427370	SAMP	1,2-Dichloropropane	R787646	Q
	WG427370	SAMP	cis-1,3-Dichloropropene	R787646	Q
	WG427370	SAMP	trans-1,3-Dichloropropene	R787646	Q
	WG427370	SAMP	Ethylbenzene	R787646	Q
	WG427370	SAMP	2-Hexanone	R787646	Q
	WG427370	SAMP	Isopropylbenzene	R787646	Q
	WG427370	SAMP	4-Methyl-2-pentanone (MIBK)	R787646	Q
	WG427370	SAMP	Methyl tert-butyl ether	R787646	Q
	WG427370	SAMP	Methylene Chloride	R787646	Q
	WG427370	SAMP	Styrene	R787646	Q
	WG427370	SAMP	1,1,2,2-Tetrachloroethane	R787646	Q
	WG427370	SAMP	Tetrachloroethene	R787646	Q
	WG427370	SAMP	Toluene	R787646	Q
	WG427370	SAMP	1,1,2-Trichloro-1,2,2-trifluoroethane	R787646	Q
	WG427370	SAMP	1,2,3-Trichlorobenzene	R787646	Q
	WG427370	SAMP	1,2,4-Trichlorobenzene	R787646	Q
	WG427370	SAMP	1,1,1-Trichloroethane	R787646	Q
	WG427370	SAMP	1,1,2-Trichloroethane	R787646	Q
	WG427370	SAMP	Trichloroethene	R787646	Q
	WG427370	SAMP	Trichlorofluoromethane	R787646	Q
	WG427370	SAMP	Vinyl chloride	R787646	Q
	WG427370	SAMP	Xylenes, Total	R787646	Q
	WG427370	SAMP	Cyclohexane	R787646	Q
	WG427370	SAMP	1,4-Dioxane	R787646	Q
	WG427370	SAMP	Methyl Acetate	R787646	Q
	WG427370	SAMP	Methyl Cyclohexane	R787646	Q
	WG427142	SAMP	PCB 1016	R788148	Q
	WG427142	SAMP	PCB 1221	R788148	Q
	WG427142	SAMP	PCB 1232	R788148	Q
	WG427142	SAMP	PCB 1242	R788148	Q
	WG427142	SAMP	PCB 1248	R788148	Q
	WG427142	SAMP	PCB 1254	R788148	Q
	WG427142	SAMP	PCB 1260	R788148	Q
	WG427092	SAMP	Arsenic	R788646	J
	WG427092	SAMP	Beryllium	R788646	O
	WG427092	SAMP	Cadmium	R788646	O
	WG427092	SAMP	Chromium	R788646	B
	WG427092	SAMP	Selenium	R788646	O
	WG427092	SAMP	Silver	R788646	O
	WG427092	SAMP	Thallium	R788646	J
	WG427172	SAMP	Diesel Range Organics (DRO)	R786648	Q
	WG427172	SAMP	Residual Range Organics (RRO)	R786648	QJ5J3
	WG427171	SAMP	Acenaphthylene	R787768	Q
	WG427171	SAMP	Acetophenone	R787768	Q

Attachment A
List of Analytes with QC Qualifiers

Sample Number	Work Group	Sample Type	Analyte	Run ID	Qualifier
WG427171		SAMP	Atrazine	R787768	Q
WG427171		SAMP	Benzaldehyde	R787768	Q
WG427171		SAMP	Biphenyl	R787768	Q
WG427171		SAMP	Bis(2-chloroethoxy)methane	R787768	Q
WG427171		SAMP	Bis(2-chloroethyl)ether	R787768	Q
WG427171		SAMP	Bis(2-chloroisopropyl)ether	R787768	Q
WG427171		SAMP	4-Bromophenyl-phenylether	R787768	Q
WG427171		SAMP	2-Chloronaphthalene	R787768	Q
WG427171		SAMP	4-Chlorophenyl-phenylether	R787768	Q
WG427171		SAMP	3,3-Dichlorobenzidine	R787768	Q
WG427171		SAMP	2,4-Dinitrotoluene	R787768	Q
WG427171		SAMP	2,6-Dinitrotoluene	R787768	Q
WG427171		SAMP	Hexachlorobenzene	R787768	Q
WG427171		SAMP	Hexachloro-1,3-butadiene	R787768	Q
WG427171		SAMP	Hexachlorocyclopentadiene	R787768	Q
WG427171		SAMP	Hexachloroethane	R787768	Q
WG427171		SAMP	Isophorone	R787768	Q
WG427171		SAMP	2-Methylnaphthalene	R787768	Q
WG427171		SAMP	2-Methylphenol	R787768	Q
WG427171		SAMP	3&4-Methyl Phenol	R787768	Q
WG427171		SAMP	2-Nitroaniline	R787768	Q
WG427171		SAMP	3-Nitroaniline	R787768	Q
WG427171		SAMP	4-Nitroaniline	R787768	Q
WG427171		SAMP	Nitrobenzene	R787768	Q
WG427171		SAMP	n-Nitrosodiphenylamine	R787768	Q J4
WG427171		SAMP	n-Nitrosodi-n-propylamine	R787768	Q J3
WG427171		SAMP	Benzylbutyl phthalate	R787768	Q
WG427171		SAMP	Caprolactam	R787768	Q
WG427171		SAMP	Carbazole	R787768	Q
WG427171		SAMP	Bis(2-ethylhexyl)phthalate	R787768	Q
WG427171		SAMP	4-Chloroaniline	R787768	Q
WG427171		SAMP	Di-n-butyl phthalate	R787768	Q
WG427171		SAMP	Dibenzofuran	R787768	Q
WG427171		SAMP	Diethyl phthalate	R787768	Q
WG427171		SAMP	Dimethyl phthalate	R787768	Q
WG427171		SAMP	Di-n-octyl phthalate	R787768	Q
WG427171		SAMP	4-Chloro-3-methylphenol	R787768	Q
WG427171		SAMP	2-Chlorophenol	R787768	Q
WG427171		SAMP	2,4-Dichlorophenol	R787768	Q
WG427171		SAMP	2,4-Dimethylphenol	R787768	Q J4
WG427171		SAMP	4,6-Dinitro-2-methylphenol	R787768	Q
WG427171		SAMP	2,4-Dinitrophenol	R787768	Q
WG427171		SAMP	2-Nitrophenol	R787768	Q
WG427171		SAMP	4-Nitrophenol	R787768	Q
WG427171		SAMP	Pentachlorophenol	R787768	Q
WG427171		SAMP	Phenol	R787768	Q J3
WG427171		SAMP	1,2,4,5-Tetrachlorobenzene	R787768	Q
WG427171		SAMP	2,4,5-Trichlorophenol	R787768	Q
WG427171		SAMP	2,4,6-Trichlorophenol	R787768	Q
WG427171		SAMP	Benzo(a)anthracene	R787768	Q J
WG427171		SAMP	Benzo(a)pyrene	R787768	Q J
WG427171		SAMP	Benzo(b)fluoranthene	R787768	Q J
WG427171		SAMP	Benzo(k)fluoranthene	R787768	Q J
WG427171		SAMP	Chrysene	R787768	Q J
WG427171		SAMP	Dibenz(a,h)anthracene	R787768	Q
WG427171		SAMP	Indeno(1,2,3-cd)pyrene	R787768	Q J
WG427171		SAMP	Acenaphthene	R787768	Q
WG427171		SAMP	Anthracene	R787768	Q J
WG427171		SAMP	Benzo(g,h,i)perylene	R787768	Q J
WG427171		SAMP	Fluoranthene	R787768	Q J
WG427171		SAMP	Fluorene	R787768	Q
WG427171		SAMP	Naphthalene	R787768	Q
WG427171		SAMP	Phenanthrene	R787768	Q J
WG427171		SAMP	Pyrene	R787768	Q J

Attachment B
Explanation of QC Qualifier Codes

Qualifier	Meaning
B	(EPA) - The indicated compound was found in the associated method blank as well as the laboratory sample.
J	(EPA) - Estimated value below the lowest calibration point. Confidence correlates with concentration.
O	(ESC) Sample diluted due to matrix interferences that impaired the ability to make an accurate analytical determination. The detection limit is elevated in order to reflect the necessary dilution.
Q	(ESC) Sample held beyond the accepted holding time.
J3	The associated batch QC was outside the established quality control range for precision.
J4	The associated batch QC was outside the established quality control range for accuracy.
J5	The sample matrix interfered with the ability to make any accurate determination; spike value is high

Qualifier Report Information

ESC utilizes sample and result qualifiers as set forth by the EPA Contract Laboratory Program and as required by most certifying bodies including NELAC. In addition to the EPA qualifiers adopted by ESC, we have implemented ESC qualifiers to provide more information pertaining to our analytical results. Each qualifier is designated in the qualifier explanation as either EPA or ESC. Data qualifiers are intended to provide the ESC client with more detailed information concerning the potential bias of reported data. Because of the wide range of constituents and variety of matrices incorporated by most EPA methods, it is common for some compounds to fall outside of established ranges. These exceptions are evaluated and all reported data is valid and useable unless qualified as 'R' (Rejected).

Definitions

- Accuracy - The relationship of the observed value of a known sample to the true value of a known sample. Represented by percent recovery and relevant to samples such as: control samples, matrix spike recoveries, surrogate recoveries, etc.
- Precision - The agreement between a set of samples or between duplicate samples. Relates to how close together the results are and is represented by Relative Percent Difference.
- Surrogate - Organic compounds that are similar in chemical composition, extraction, and chromatography to analytes of interest. The surrogates are used to determine the probable response of the group of analytes that are chemically related to the surrogate compound. Surrogates are added to the sample and carried through all stages of preparation and analyses.
- TIC - Tentatively Identified Compound: Compounds detected in samples that are not target compounds, internal standards, system monitoring compounds, or surrogates.

Summary of Remarks For Samples Printed
06/24/09 at 14:07:28

TSR Signing Reports: 358
R5 - Desired TAT

Log all arsenic gw samples as ASG.

Sample: L408084-01 Account: SLRWLOR Received: 05/23/09 09:00 Due Date: 06/22/09 00:00 RPT Date: 06/24/09 11:41
Run NWTPHDX, SV8082, SV8270 and V8260 out of hold. Relogged from L404245-12. WA EIM EDD
needed.



**ENVIRONMENTAL
SCIENCE CORP.**

12065 Lebanon Rd.
Mt. Juliet, TN 37122
(615) 758-5858
1-800-767-5859
Fax (615) 758-5859

Tax I.D. 62-0814289

Est. 1970

SLR International Corp. - West Linn, OR
Chris Kramer
1800 Blankenship Road, Suite 440
West Linn, OR 97068

Quality Assurance Report
Level II

June 24, 2009

L408084

Analyte	Result	Laboratory Blank		Limit	Batch	Date Analyzed
		Units	% Rec			
Total Solids	< .1	%			WG425899	06/11/09 09:00
Mercury	< .02	mg/kg			WG427051	06/18/09 19:53
Diesel Range Organics (DRO)	< 4	ppm			WG427172	06/18/09 22:00
o-Terphenyl		% Rec.	108.8	50-150	WG427172	06/18/09 22:00
1,1,1-Trichloroethane	< .001	mg/kg			WG427370	06/19/09 12:17
1,1,2,2-Tetrachloroethane	< .001	mg/kg			WG427370	06/19/09 12:17
1,1,2-Trichloroethane	< .001	mg/kg			WG427370	06/19/09 12:17
1,1,2-Trichloro-1,2,2-trifluoroethane	< .001	mg/kg			WG427370	06/19/09 12:17
1,1-Dichloroethane	< .001	mg/kg			WG427370	06/19/09 12:17
1,1-Dichloroethene	< .001	mg/kg			WG427370	06/19/09 12:17
1,2,3-Trichlorobenzene	< .001	mg/kg			WG427370	06/19/09 12:17
1,2,4-Trichlorobenzene	< .001	mg/kg			WG427370	06/19/09 12:17
1,2-Dibromo-3-Chloropropane	< .005	mg/kg			WG427370	06/19/09 12:17
1,2-Dibromoethane	< .001	mg/kg			WG427370	06/19/09 12:17
1,2-Dichlorobenzene	< .001	mg/kg			WG427370	06/19/09 12:17
1,2-Dichloroethane	< .001	mg/kg			WG427370	06/19/09 12:17
1,2-Dichloropropane	< .001	mg/kg			WG427370	06/19/09 12:17
1,3-Dichlorobenzene	< .001	mg/kg			WG427370	06/19/09 12:17
1,4-Dichlorobenzene	< .001	mg/kg			WG427370	06/19/09 12:17
2-Butanone (MEK)	< .01	mg/kg			WG427370	06/19/09 12:17
2-Hexanone	< .01	mg/kg			WG427370	06/19/09 12:17
4-Methyl-2-pentanone (MIBK)	< .01	mg/kg			WG427370	06/19/09 12:17
Acetone	< .05	mg/kg			WG427370	06/19/09 12:17
Benzene	< .001	mg/kg			WG427370	06/19/09 12:17
Bromochloromethane	< .001	mg/kg			WG427370	06/19/09 12:17
Bromodichloromethane	< .001	mg/kg			WG427370	06/19/09 12:17
Bromoform	< .001	mg/kg			WG427370	06/19/09 12:17
Bromomethane	< .005	mg/kg			WG427370	06/19/09 12:17
Carbon disulfide	< .001	mg/kg			WG427370	06/19/09 12:17
Carbon tetrachloride	< .001	mg/kg			WG427370	06/19/09 12:17
Chlorobenzene	< .001	mg/kg			WG427370	06/19/09 12:17
Chlorodibromomethane	< .001	mg/kg			WG427370	06/19/09 12:17
Chloroethane	< .005	mg/kg			WG427370	06/19/09 12:17
Chloroform	< .005	mg/kg			WG427370	06/19/09 12:17
Chloromethane	< .001	mg/kg			WG427370	06/19/09 12:17
cis-1,2-Dichloroethene	< .001	mg/kg			WG427370	06/19/09 12:17
cis-1,3-Dichloropropene	< .001	mg/kg			WG427370	06/19/09 12:17
Dichlorodifluoromethane	< .005	mg/kg			WG427370	06/19/09 12:17
Ethylbenzene	< .001	mg/kg			WG427370	06/19/09 12:17
Isopropylbenzene	< .001	mg/kg			WG427370	06/19/09 12:17
Methyl tert-butyl ether	< .001	mg/kg			WG427370	06/19/09 12:17
Methylene Chloride	< .005	mg/kg			WG427370	06/19/09 12:17
Styrene	< .001	mg/kg			WG427370	06/19/09 12:17
Tetrachloroethene	< .001	mg/kg			WG427370	06/19/09 12:17
Toluene	< .005	mg/kg			WG427370	06/19/09 12:17
trans-1,2-Dichloroethene	< .001	mg/kg			WG427370	06/19/09 12:17
trans-1,3-Dichloropropene	< .001	mg/kg			WG427370	06/19/09 12:17
Trichloroethene	< .001	mg/kg			WG427370	06/19/09 12:17
Trichlorofluoromethane	< .005	mg/kg			WG427370	06/19/09 12:17
Vinyl chloride	< .001	mg/kg			WG427370	06/19/09 12:17
Xylenes, Total	< .003	mg/kg			WG427370	06/19/09 12:17
4-Bromofluorobenzene		% Rec.	93.46	59-140	WG427370	06/19/09 12:17
Dibromofluoromethane		% Rec.	97.63	63-139	WG427370	06/19/09 12:17

* Performance of this Analyte is outside of established criteria.
For additional information, please see Attachment A 'List of Analytes with QC Qualifiers.'



**ENVIRONMENTAL
SCIENCE CORP.**

12065 Lebanon Rd.
Mt. Juliet, TN 37122
(615) 758-5858
1-800-767-5859
Fax (615) 758-5859

Tax I.D. 62-0814289

Est. 1970

SLR International Corp. - West Linn, OR
Chris Kramer
1800 Blankenship Road, Suite 440
West Linn, OR 97068

Quality Assurance Report
Level II

June 24, 2009

L408084

Analyte	Result	Laboratory Blank		Limit	Batch	Date Analyzed
		Units	% Rec			
Toluene-d8		% Rec.	95.61	84-116		06/19/09 12:17
1,2,4,5-Tetrachlorobenzene	< .05	ppm			WG427171	06/19/09 12:04
2,4,5-Trichlorophenol	< .33	ppm			WG427171	06/19/09 12:04
2,4,6-Trichlorophenol	< .33	ppm			WG427171	06/19/09 12:04
2,4-Dichlorophenol	< .33	ppm			WG427171	06/19/09 12:04
2,4-Dimethylphenol	< .33	ppm			WG427171	06/19/09 12:04
2,4-Dinitrophenol	< .33	ppm			WG427171	06/19/09 12:04
2,4-Dinitrotoluene	< .33	ppm			WG427171	06/19/09 12:04
2,6-Dinitrotoluene	< .33	ppm			WG427171	06/19/09 12:04
2-Chloronaphthalene	< .33	ppm			WG427171	06/19/09 12:04
2-Chlorophenol	< .33	ppm			WG427171	06/19/09 12:04
2-Methylnaphthalene	< .33	ppm			WG427171	06/19/09 12:04
2-Methylphenol	< .33	ppm			WG427171	06/19/09 12:04
2-Nitroaniline	< .33	ppm			WG427171	06/19/09 12:04
2-Nitrophenol	< .33	ppm			WG427171	06/19/09 12:04
3&4-Methyl Phenol	< .33	ppm			WG427171	06/19/09 12:04
3,3-Dichlorobenzidine	< .33	ppm			WG427171	06/19/09 12:04
3-Nitroaniline	< .33	ppm			WG427171	06/19/09 12:04
4,6-Dinitro-2-methylphenol	< .33	ppm			WG427171	06/19/09 12:04
4-Bromophenyl-phenylether	< .33	ppm			WG427171	06/19/09 12:04
4-Chloro-3-methylphenol	< .33	ppm			WG427171	06/19/09 12:04
4-Chloroaniline	< .33	ppm			WG427171	06/19/09 12:04
4-Chlorophenyl-phenylether	< .33	ppm			WG427171	06/19/09 12:04
4-Nitroaniline	< .33	ppm			WG427171	06/19/09 12:04
4-Nitrophenol	< .33	ppm			WG427171	06/19/09 12:04
Acenaphthene	< .33	ppm			WG427171	06/19/09 12:04
Acenaphthylene	< .33	ppm			WG427171	06/19/09 12:04
Acetophenone	< .33	ppm			WG427171	06/19/09 12:04
Anthracene	< .33	ppm			WG427171	06/19/09 12:04
Atrazine	< .33	ppm			WG427171	06/19/09 12:04
Benzaldehyde	< .33	ppm			WG427171	06/19/09 12:04
Benzo(a)anthracene	< .33	ppm			WG427171	06/19/09 12:04
Benzo(a)pyrene	< .33	ppm			WG427171	06/19/09 12:04
Benzo(b)fluoranthene	< .33	ppm			WG427171	06/19/09 12:04
Benzo(g,h,i)perylene	< .33	ppm			WG427171	06/19/09 12:04
Benzo(k)fluoranthene	< .33	ppm			WG427171	06/19/09 12:04
Benzylbutyl phthalate	< .33	ppm			WG427171	06/19/09 12:04
Biphenyl	< .33	ppm			WG427171	06/19/09 12:04
Bis(2-chlorethoxy)methane	< .33	ppm			WG427171	06/19/09 12:04
Bis(2-chloroethyl)ether	< .33	ppm			WG427171	06/19/09 12:04
Bis(2-chloroisopropyl)ether	< .33	ppm			WG427171	06/19/09 12:04
Bis(2-ethylhexyl)phthalate	< .33	ppm			WG427171	06/19/09 12:04
Caprolactam	< .33	ppm			WG427171	06/19/09 12:04
Carbazole	< .33	ppm			WG427171	06/19/09 12:04
Chrysene	< .33	ppm			WG427171	06/19/09 12:04
Di-n-butyl phthalate	< .33	ppm			WG427171	06/19/09 12:04
Di-n-octyl phthalate	< .33	ppm			WG427171	06/19/09 12:04
Dibenz(a,h)anthracene	< .33	ppm			WG427171	06/19/09 12:04
Dibenzofuran	< .33	ppm			WG427171	06/19/09 12:04
Diethyl phthalate	< .33	ppm			WG427171	06/19/09 12:04
Dimethyl phthalate	< .33	ppm			WG427171	06/19/09 12:04
Fluoranthene	< .33	ppm			WG427171	06/19/09 12:04
Fluorene	< .33	ppm			WG427171	06/19/09 12:04
Hexachloro-1,3-butadiene	< .33	ppm			WG427171	06/19/09 12:04
Hexachlorobenzene	< .33	ppm			WG427171	06/19/09 12:04
Hexachlorocyclopentadiene	< .33	ppm			WG427171	06/19/09 12:04
Hexachloroethane	< .33	ppm			WG427171	06/19/09 12:04
Indeno(1,2,3-cd)pyrene	< .33	ppm			WG427171	06/19/09 12:04
Isophorone	< .33	ppm			WG427171	06/19/09 12:04

* Performance of this Analyte is outside of established criteria.

For additional information, please see Attachment A 'List of Analytes with QC Qualifiers.'



**ENVIRONMENTAL
SCIENCE CORP.**

12065 Lebanon Rd.
Mt. Juliet, TN 37122
(615) 758-5858
1-800-767-5859
Fax (615) 758-5859

Tax I.D. 62-0814289

Est. 1970

SLR International Corp. - West Linn, OR
Chris Kramer
1800 Blankenship Road, Suite 440
West Linn, OR 97068

Quality Assurance Report
Level II

June 24, 2009

L408084

Analyte	Result	Laboratory Blank		Limit	Batch	Date Analyzed
		Units	% Rec			
n-Nitrosodi-n-propylamine	< .33	ppm			WG427171	06/19/09 12:04
n-Nitrosodiphenylamine	< .33	ppm			WG427171	06/19/09 12:04
Naphthalene	< .33	ppm			WG427171	06/19/09 12:04
Nitrobenzene	< .33	ppm			WG427171	06/19/09 12:04
Pentachlorophenol	< .33	ppm			WG427171	06/19/09 12:04
Phenanthrene	< .33	ppm			WG427171	06/19/09 12:04
Phenol	< .33	ppm			WG427171	06/19/09 12:04
Pyrene	< .33	ppm			WG427171	06/19/09 12:04
2,4,6-Tribromophenol		% Rec.	63.98	25-137	WG427171	06/19/09 12:04
2-Fluorobiphenyl		% Rec.	68.83	30-120	WG427171	06/19/09 12:04
2-Fluorophenol		% Rec.	65.95	26-130	WG427171	06/19/09 12:04
Nitrobenzene-d5		% Rec.	53.58	18-119	WG427171	06/19/09 12:04
Phenol-d5		% Rec.	58.90	37-141	WG427171	06/19/09 12:04
p-Terphenyl-d14		% Rec.	73.04	23-143	WG427171	06/19/09 12:04
PCB 1016	< .017	mg/kg			WG427142	06/19/09 13:43
PCB 1221	< .017	mg/kg			WG427142	06/19/09 13:43
PCB 1232	< .017	mg/kg			WG427142	06/19/09 13:43
PCB 1242	< .017	mg/kg			WG427142	06/19/09 13:43
PCB 1248	< .017	mg/kg			WG427142	06/19/09 13:43
PCB 1254	< .017	mg/kg			WG427142	06/19/09 13:43
PCB 1260	< .017	mg/kg			WG427142	06/19/09 13:43
Decachlorobiphenyl		% Rec.	92.87	18.9-115.8	WG427142	06/19/09 13:43
Tetrachloro-m-xylene		% Rec.	95.08	31.8-115.7	WG427142	06/19/09 13:43
Arsenic	< 1	mg/kg			WG427092	06/20/09 03:07
Beryllium	< .1	mg/kg			WG427092	06/20/09 03:07
Cadmium	< .25	mg/kg			WG427092	06/20/09 03:07
Chromium	1.40	mg/kg			WG427092	06/20/09 03:07
Copper	< 1	mg/kg			WG427092	06/20/09 03:07
Lead	< .25	mg/kg			WG427092	06/20/09 03:07
Nickel	< 1	mg/kg			WG427092	06/20/09 03:07
Selenium	< 1	mg/kg			WG427092	06/20/09 03:07
Silver	< .5	mg/kg			WG427092	06/20/09 03:07
Thallium	< 1	mg/kg			WG427092	06/20/09 03:07
Zinc	< 1.5	mg/kg			WG427092	06/20/09 03:07
Antimony	< 1	mg/kg			WG427092	06/23/09 14:47

Analyte	Units	Result	Duplicate		RPD	Limit	Ref Samp	Batch
			Duplicate					
Total Solids	%	82.4	83.6		1.43	5	L406609-02	WG425899
Mercury	mg/kg	0.00	0.00		0.00	20	L408019-07	WG427051
Antimony	mg/kg	0.00	0.00		0.00	20	L407872-01	WG427092
Arsenic	mg/kg	1.89	1.90		0.528	20	L407872-01	WG427092
Beryllium	mg/kg	0.00	0.00		0.00	20	L407872-01	WG427092
Cadmium	mg/kg	0.00	0.00		0.00	20	L407872-01	WG427092
Chromium	mg/kg	6.95	7.60		8.93	20	L407872-01	WG427092
Copper	mg/kg	1.42	0.00		NA	20	L407872-01	WG427092
Lead	mg/kg	2.43	2.20		9.94	20	L407872-01	WG427092
Nickel	mg/kg	1.27	0.00		NA	20	L407872-01	WG427092
Selenium	mg/kg	1.36	1.30		4.51	20	L407872-01	WG427092
Silver	mg/kg	0.00	0.00		0.00	20	L407872-01	WG427092

* Performance of this Analyte is outside of established criteria.
For additional information, please see Attachment A 'List of Analytes with QC Qualifiers.'



**ENVIRONMENTAL
SCIENCE CORP.**

12065 Lebanon Rd.
Mt. Juliet, TN 37122
(615) 758-5858
1-800-767-5859
Fax (615) 758-5859

Tax I.D. 62-0814289

Est. 1970

SLR International Corp. - West Linn, OR
Chris Kramer
1800 Blankenship Road, Suite 440
West Linn, OR 97068

Quality Assurance Report
Level II

L408084

June 24, 2009

Analyte	Units	Result	Duplicate		RPD	Limit	Ref Samp	Batch
			Duplicate					
Thallium	mg/kg	1.34	0.00	NA		20	L407872-01	WG427092
Zinc	mg/kg	2.36	0.00	NA		20	L407872-01	WG427092
Antimony	mg/kg	0.00	0.00		0.00	20	L407872-01	WG427092

Analyte	Units	Laboratory Control Sample		% Rec	Limit	Batch
		Known Val	Result			
Total Solids	%	50	50.2	100.	85-115	WG425899
Mercury	mg/kg	8.77	9.93	113.	71.6-127.7	WG427051
Diesel Range Organics (DRO)	mg/kg	30	22.8	75.9	60-140	WG427172
Residual Range Organics (RRO)	mg/kg	30	17.8	59.3	50-150	WG427172
o-Terphenyl				68.95	50-150	WG427172
1,1,1-Trichloroethane	mg/kg	.05	0.0429	85.7	62-135	WG427370
1,1,2,2-Tetrachloroethane	mg/kg	.05	0.0521	104.	74-129	WG427370
1,1,2-Trichloroethane	mg/kg	.05	0.0468	93.6	77-124	WG427370
1,1,2-Trichloro-1,2,2-trifluoroethane	mg/kg	.05	0.0398	79.6	49-155	WG427370
1,1-Dichloroethane	mg/kg	.05	0.0439	87.7	61-134	WG427370
1,1-Dichloroethene	mg/kg	.05	0.0373	74.6	53-136	WG427370
1,2,3-Trichlorobenzene	mg/kg	.05	0.0486	97.1	62-146	WG427370
1,2,4-Trichlorobenzene	mg/kg	.05	0.0451	90.1	61-148	WG427370
1,2-Dibromo-3-Chloropropane	mg/kg	.05	0.0524	105.	61-134	WG427370
1,2-Dibromoethane	mg/kg	.05	0.0470	93.9	76-127	WG427370
1,2-Dichlorobenzene	mg/kg	.05	0.0456	91.2	77-123	WG427370
1,2-Dichloroethane	mg/kg	.05	0.0437	87.5	58-141	WG427370
1,2-Dichloropropane	mg/kg	.05	0.0471	94.3	71-128	WG427370
1,3-Dichlorobenzene	mg/kg	.05	0.0452	90.5	71-132	WG427370
1,4-Dichlorobenzene	mg/kg	.05	0.0450	90.0	72-123	WG427370
2-Butanone (MEK)	mg/kg	.25	0.233	93.3	51-131	WG427370
2-Hexanone	mg/kg	.25	0.282	113.	62-145	WG427370
4-Methyl-2-pentanone (MIBK)	mg/kg	.25	0.290	116.	61-143	WG427370
Acetone	mg/kg	.25	0.244	97.5	44-140	WG427370
Benzene	mg/kg	.05	0.0413	82.6	65-128	WG427370
Bromochloromethane	mg/kg	.05	0.0454	90.8	73-130	WG427370
Bromodichloromethane	mg/kg	.05	0.0462	92.4	66-126	WG427370
Bromoform	mg/kg	.05	0.0513	103.	64-139	WG427370
Bromomethane	mg/kg	.05	0.0431	86.1	41-175	WG427370
Carbon disulfide	mg/kg	.05	0.0282	56.4	36-161	WG427370
Carbon tetrachloride	mg/kg	.05	0.0389	77.9	60-140	WG427370
Chlorobenzene	mg/kg	.05	0.0446	89.2	75-125	WG427370
Chlorodibromomethane	mg/kg	.05	0.0468	93.6	72-137	WG427370
Chloroethane	mg/kg	.05	0.0410	82.0	44-159	WG427370
Chloroform	mg/kg	.05	0.0420	84.0	63-123	WG427370
Chloromethane	mg/kg	.05	0.0385	77.0	42-149	WG427370
cis-1,2-Dichloroethene	mg/kg	.05	0.0437	87.5	71-129	WG427370
cis-1,3-Dichloropropene	mg/kg	.05	0.0457	91.4	73-132	WG427370
Dichlorodifluoromethane	mg/kg	.05	0.0311	62.2	26-186	WG427370
Ethylbenzene	mg/kg	.05	0.0453	90.7	74-128	WG427370
Isopropylbenzene	mg/kg	.05	0.0467	93.5	73-130	WG427370
Methyl tert-butyl ether	mg/kg	.05	0.0459	91.8	44-148	WG427370
Methylene Chloride	mg/kg	.05	0.0395	79.1	57-129	WG427370
Styrene	mg/kg	.05	0.0417	83.3	76-133	WG427370
Tetrachloroethene	mg/kg	.05	0.0408	81.7	65-135	WG427370
Toluene	mg/kg	.05	0.0414	82.8	70-120	WG427370

* Performance of this Analyte is outside of established criteria.
For additional information, please see Attachment A 'List of Analytes with QC Qualifiers.'



**ENVIRONMENTAL
SCIENCE CORP.**

12065 Lebanon Rd.
Mt. Juliet, TN 37122
(615) 758-5858
1-800-767-5859
Fax (615) 758-5859

Tax I.D. 62-0814289

Est. 1970

SLR International Corp. - West Linn, OR
Chris Kramer
1800 Blankenship Road, Suite 440
West Linn, OR 97068

Quality Assurance Report
Level II

L408084

June 24, 2009

Analyte	Units	Laboratory Control Sample		% Rec	Limit	Batch
		Known Val	Result			
trans-1,2-Dichloroethene	mg/kg	.05	0.0374	74.9	61-133	WG427370
trans-1,3-Dichloropropene	mg/kg	.05	0.0476	95.2	70-135	WG427370
Trichloroethene	mg/kg	.05	0.0433	86.6	71-126	WG427370
Trichlorofluoromethane	mg/kg	.05	0.0469	93.9	52-147	WG427370
Vinyl chloride	mg/kg	.05	0.0367	73.4	50-151	WG427370
Xylenes, Total	mg/kg	.15	0.137	91.3	74-127	WG427370
4-Bromofluorobenzene				91.31	59-140	WG427370
Dibromofluoromethane				94.99	63-139	WG427370
Toluene-d8				95.79	84-116	WG427370
1,2,4,5-Tetrachlorobenzene	ppm	.333	0.289	86.8	51-112	WG427171
2,4,5-Trichlorophenol	ppm	.333	0.277	83.3	53-110	WG427171
2,4,6-Trichlorophenol	ppm	.333	0.273	82.0	56-109	WG427171
2,4-Dichlorophenol	ppm	.333	0.258	77.6	54-107	WG427171
2,4-Dimethylphenol	ppm	.333	0.419	126.*	58-119	WG427171
2,4-Dinitrophenol	ppm	.333	0.125	37.4	16-130	WG427171
2,4-Dinitrotoluene	ppm	.333	0.310	93.1	53-120	WG427171
2,6-Dinitrotoluene	ppm	.333	0.301	90.3	56-113	WG427171
2-Chloronaphthalene	ppm	.333	0.264	79.2	55-103	WG427171
2-Chlorophenol	ppm	.333	0.242	72.6	52-108	WG427171
2-Methylnaphthalene	ppm	.333	0.255	76.7	52-107	WG427171
2-Methylphenol	ppm	.333	0.263	78.9	58-116	WG427171
2-Nitroaniline	ppm	.333	0.284	85.3	54-116	WG427171
2-Nitrophenol	ppm	.333	0.252	75.6	38-110	WG427171
3&4-Methyl Phenol	ppm	.333	0.293	88.1	60-136	WG427171
3,3-Dichlorobenzidine	ppm	.333	0.272	81.7	24-123	WG427171
3-Nitroaniline	ppm	.333	0.281	84.4	17-135	WG427171
4,6-Dinitro-2-methylphenol	ppm	.333	0.187	56.0	34-111	WG427171
4-Bromophenyl-phenylether	ppm	.333	0.223	66.8	47-98	WG427171
4-Chloro-3-methylphenol	ppm	.333	0.270	81.2	54-116	WG427171
4-Chloroaniline	ppm	.333	0.245	73.7	18-130	WG427171
4-Chlorophenyl-phenylether	ppm	.333	0.279	83.8	55-106	WG427171
4-Nitroaniline	ppm	.333	0.326	98.0	16-133	WG427171
4-Nitrophenol	ppm	.333	0.265	79.6	34-123	WG427171
Acenaphthene	ppm	.333	0.282	84.7	54-102	WG427171
Acenaphthylene	ppm	.333	0.289	86.6	56-104	WG427171
Acetophenone	ppm	.333	0.226	67.7	42-92	WG427171
Anthracene	ppm	.333	0.293	88.1	57-112	WG427171
Atrazine	ppm	.333	0.387	116.	40-143	WG427171
Benzaldehyde	ppm	.333	0.0822	24.7	0-69	WG427171
Benzo(a)anthracene	ppm	.333	0.275	82.5	55-105	WG427171
Benzo(a)pyrene	ppm	.333	0.267	80.3	59-114	WG427171
Benzo(b)fluoranthene	ppm	.333	0.221	66.5	44-116	WG427171
Benzo(g,h,i)perylene	ppm	.333	0.354	106.	41-127	WG427171
Benzo(k)fluoranthene	ppm	.333	0.181	54.3	36-119	WG427171
Benzylbutyl phthalate	ppm	.333	0.258	77.5	57-130	WG427171
Biphenyl	ppm	.333	0.257	77.0	54-103	WG427171
Bis(2-chlorethoxy)methane	ppm	.333	0.234	70.3	52-107	WG427171
Bis(2-chloroethyl)ether	ppm	.333	0.217	65.2	38-115	WG427171
Bis(2-chloroisopropyl)ether	ppm	.333	0.231	69.2	49-106	WG427171
Bis(2-ethylhexyl)phthalate	ppm	.333	0.262	78.7	50-130	WG427171
Caprolactam	ppm	.333	0.292	87.6	43-131	WG427171
Carbazole	ppm	.333	0.264	79.4	42-120	WG427171
Chrysene	ppm	.333	0.278	83.3	54-103	WG427171
Di-n-butyl phthalate	ppm	.333	0.273	82.1	56-121	WG427171
Di-n-octyl phthalate	ppm	.333	0.260	78.2	50-128	WG427171
Dibenz(a,h)anthracene	ppm	.333	0.347	104.	42-128	WG427171
Dibenzofuran	ppm	.333	0.281	84.5	56-111	WG427171

* Performance of this Analyte is outside of established criteria.

For additional information, please see Attachment A 'List of Analytes with QC Qualifiers.'



**ENVIRONMENTAL
SCIENCE CORP.**

12065 Lebanon Rd.
Mt. Juliet, TN 37122
(615) 758-5858
1-800-767-5859
Fax (615) 758-5859

Tax I.D. 62-0814289

Est. 1970

SLR International Corp. - West Linn, OR
Chris Kramer
1800 Blankenship Road, Suite 440
West Linn, OR 97068

Quality Assurance Report
Level II

June 24, 2009

L408084

Analyte	Units	Laboratory Control Sample		% Rec	Limit	Batch
		Known Val	Result			
Diethyl phthalate	ppm	.333	0.286	85.8	57-110	WG427171
Dimethyl phthalate	ppm	.333	0.289	86.8	57-108	WG427171
Fluoranthene	ppm	.333	0.316	95.0	51-109	WG427171
Fluorene	ppm	.333	0.287	86.3	53-106	WG427171
Hexachloro-1,3-butadiene	ppm	.333	0.273	82.0	46-110	WG427171
Hexachlorobenzene	ppm	.333	0.273	82.0	51-117	WG427171
Hexachlorocyclopentadiene	ppm	.333	0.131	39.4	21-127	WG427171
Hexachloroethane	ppm	.333	0.210	63.0	43-104	WG427171
Indeno(1,2,3-cd)pyrene	ppm	.333	0.348	104.	42-127	WG427171
Isophorone	ppm	.333	0.223	67.1	56-116	WG427171
n-Nitrosodi-n-propylamine	ppm	.333	0.223	67.1	54-113	WG427171
n-Nitrosodiphenylamine	ppm	.333	0.243	72.9	66-126	WG427171
Naphthalene	ppm	.333	0.247	74.0	46-97	WG427171
Nitrobenzene	ppm	.333	0.215	64.5	46-102	WG427171
Pentachlorophenol	ppm	.333	0.208	62.6	37-118	WG427171
Phenanthrene	ppm	.333	0.271	81.3	56-102	WG427171
Phenol	ppm	.333	0.247	74.2	55-115	WG427171
Pyrene	ppm	.333	0.252	75.5	53-111	WG427171
2,4,6-Tribromophenol				73.16	25-137	WG427171
2-Fluorobiphenyl				70.45	30-120	WG427171
2-Fluorophenol				66.81	26-130	WG427171
Nitrobenzene-d5				62.16	18-119	WG427171
Phenol-d5				62.22	37-141	WG427171
p-Terphenyl-d14				73.49	23-143	WG427171
PCB 1260	mg/kg	.167	0.135	80.5	62-131	WG427142
Decachlorobiphenyl				94.38	18.9-115.8	WG427142
Tetrachloro-m-xylene				76.84	31.8-115.7	WG427142
Arsenic	mg/kg	192	194.	101.	78.6-120.8	WG427092
Beryllium	mg/kg	69.3	70.0	101.	79.8-120.1	WG427092
Cadmium	mg/kg	70.1	71.4	102.	78.5-121.5	WG427092
Chromium	mg/kg	168	181.	108.	80.4-120.2	WG427092
Copper	mg/kg	122	127.	104.	81.6-119.7	WG427092
Lead	mg/kg	113	117.	104.	77.3-122.1	WG427092
Nickel	mg/kg	74.1	81.1	109.	78.8-121.2	WG427092
Selenium	mg/kg	176	179.	102.	75.6-125.0	WG427092
Silver	mg/kg	115	80.0	69.6	66-133.9	WG427092
Thallium	mg/kg	111	103.	92.8	77.6-122.5	WG427092
Zinc	mg/kg	437	450.	103.	78.5-121.7	WG427092
Antimony	mg/kg	85.1	35.3	41.5	1.2-242.1	WG427092

Analyte	Units	Laboratory Control Sample Duplicate			Limit	RPD	Limit	Batch
		Result	Ref	%Rec				
Diesel Range Organics (DRO)	mg/kg	25.1	22.8	84.0	60-140	9.86	20	WG427172
Residual Range Organics (RRO)	mg/kg	21.5	17.8	72.0	50-150	19.0	20	WG427172
o-Terphenyl				84.74	50-150			WG427172
1,1,1-Trichloroethane	mg/kg	0.0445	0.0429	89.0	62-135	3.84	20	WG427370
1,1,2,2-Tetrachloroethane	mg/kg	0.0561	0.0521	112.	74-129	7.39	20	WG427370
1,1,2-Trichloroethane	mg/kg	0.0516	0.0468	103.	77-124	9.75	20	WG427370
1,1,2-Trichloro-1,2,2-trifluoroethane	mg/kg	0.0422	0.0398	84.0	49-155	5.96	20	WG427370
1,1-Dichloroethane	mg/kg	0.0457	0.0439	91.0	61-134	4.06	20	WG427370
1,1-Dichloroethene	mg/kg	0.0387	0.0373	77.0	53-136	3.62	20	WG427370
1,2,3-Trichlorobenzene	mg/kg	0.0532	0.0486	106.	62-146	9.06	20	WG427370

* Performance of this Analyte is outside of established criteria.
For additional information, please see Attachment A 'List of Analytes with QC Qualifiers.'



**ENVIRONMENTAL
SCIENCE CORP.**

12065 Lebanon Rd.
Mt. Juliet, TN 37122
(615) 758-5858
1-800-767-5859
Fax (615) 758-5859

Tax I.D. 62-0814289

Est. 1970

SLR International Corp. - West Linn, OR
Chris Kramer
1800 Blankenship Road, Suite 440

Quality Assurance Report
Level II

West Linn, OR 97068

L408084

June 24, 2009

Analyte	Units	Laboratory Control Sample Duplicate			Limit	RPD	Limit	Batch
		Result	Ref	%Rec				
1,2,4-Trichlorobenzene	mg/kg	0.0500	0.0451	100.	61-148	10.4	20	WG427370
1,2-Dibromo-3-Chloropropane	mg/kg	0.0524	0.0524	105.	61-134	0.0749	21	WG427370
1,2-Dibromoethane	mg/kg	0.0512	0.0470	102.	76-127	8.66	20	WG427370
1,2-Dichlorobenzene	mg/kg	0.0483	0.0456	97.0	77-123	5.78	20	WG427370
1,2-Dichloroethane	mg/kg	0.0457	0.0437	91.0	58-141	4.46	20	WG427370
1,2-Dichloropropane	mg/kg	0.0502	0.0471	100.	71-128	6.33	20	WG427370
1,3-Dichlorobenzene	mg/kg	0.0491	0.0452	98.0	71-132	8.12	20	WG427370
1,4-Dichlorobenzene	mg/kg	0.0466	0.0450	93.0	72-123	3.62	20	WG427370
2-Butanone (MEK)	mg/kg	0.240	0.233	96.0	51-131	3.00	25	WG427370
2-Hexanone	mg/kg	0.311	0.282	124.	62-145	9.68	23	WG427370
4-Methyl-2-pentanone (MIBK)	mg/kg	0.299	0.290	120.	61-143	3.27	23	WG427370
Acetone	mg/kg	0.248	0.244	99.0	44-140	1.86	25	WG427370
Benzene	mg/kg	0.0437	0.0413	87.0	65-128	5.73	20	WG427370
Bromochloromethane	mg/kg	0.0456	0.0454	91.0	73-130	0.298	20	WG427370
Bromodichloromethane	mg/kg	0.0487	0.0462	97.0	66-126	5.25	20	WG427370
Bromoform	mg/kg	0.0574	0.0513	115.	64-139	11.2	20	WG427370
Bromomethane	mg/kg	0.0471	0.0431	94.0	41-175	8.88	20	WG427370
Carbon disulfide	mg/kg	0.0297	0.0282	59.0	36-161	5.17	20	WG427370
Carbon tetrachloride	mg/kg	0.0412	0.0389	82.0	60-140	5.61	20	WG427370
Chlorobenzene	mg/kg	0.0487	0.0446	97.0	75-125	8.75	20	WG427370
Chlorodibromomethane	mg/kg	0.0511	0.0468	102.	72-137	8.69	20	WG427370
Chloroethane	mg/kg	0.0443	0.0410	89.0	44-159	7.78	20	WG427370
Chloroform	mg/kg	0.0426	0.0420	85.0	63-123	1.38	20	WG427370
Chloromethane	mg/kg	0.0394	0.0385	79.0	42-149	2.28	20	WG427370
cis-1,2-Dichloroethene	mg/kg	0.0457	0.0437	91.0	71-129	4.36	20	WG427370
cis-1,3-Dichloropropene	mg/kg	0.0484	0.0457	97.0	73-132	5.61	20	WG427370
Dichlorodifluoromethane	mg/kg	0.0311	0.0311	62.0	26-186	0.219	22	WG427370
Ethylbenzene	mg/kg	0.0504	0.0453	101.	74-128	10.5	20	WG427370
Isopropylbenzene	mg/kg	0.0523	0.0467	105.	73-130	11.3	20	WG427370
Methyl tert-butyl ether	mg/kg	0.0467	0.0459	93.0	44-148	1.71	20	WG427370
Methylene Chloride	mg/kg	0.0409	0.0395	82.0	57-129	3.37	20	WG427370
Styrene	mg/kg	0.0464	0.0417	93.0	76-133	10.7	20	WG427370
Tetrachloroethene	mg/kg	0.0454	0.0408	91.0	65-135	10.5	20	WG427370
Toluene	mg/kg	0.0439	0.0414	88.0	70-120	5.77	20	WG427370
trans-1,2-Dichloroethene	mg/kg	0.0388	0.0374	78.0	61-133	3.59	20	WG427370
trans-1,3-Dichloropropene	mg/kg	0.0496	0.0476	99.0	70-135	4.21	20	WG427370
Trichloroethene	mg/kg	0.0468	0.0433	94.0	71-126	7.84	20	WG427370
Trichlorofluoromethane	mg/kg	0.0485	0.0469	97.0	52-147	3.21	20	WG427370
Vinyl chloride	mg/kg	0.0385	0.0367	77.0	50-151	4.92	20	WG427370
Xylenes, Total	mg/kg	0.152	0.137	102.	74-127	10.6	20	WG427370
4-Bromofluorobenzene				96.17	59-140			WG427370
Dibromofluoromethane				95.36	63-139			WG427370
Toluene-d8				97.73	84-116			WG427370
1,2,4,5-Tetrachlorobenzene	ppm	0.256	0.289	77.0	51-112	12.1	21	WG427171
2,4,5-Trichlorophenol	ppm	0.238	0.277	71.0	53-110	15.4	25	WG427171
2,4,6-Trichlorophenol	ppm	0.228	0.273	69.0	56-109	17.8	20	WG427171
2,4-Dichlorophenol	ppm	0.219	0.258	66.0	54-107	16.3	21	WG427171
2,4-Dimethylphenol	ppm	0.370	0.419	111.	58-119	12.6	23	WG427171
2,4-Dinitrophenol	ppm	0.121	0.125	36.0	16-130	2.79	45	WG427171
2,4-Dinitrotoluene	ppm	0.255	0.310	77.0	53-120	19.6	23	WG427171
2,6-Dinitrotoluene	ppm	0.258	0.301	77.0	56-113	15.4	22	WG427171
2-Chloronaphthalene	ppm	0.231	0.264	69.0	55-103	13.2	20	WG427171
2-Chlorophenol	ppm	0.200	0.242	60.0	52-108	18.9	24	WG427171
2-Methylnaphthalene	ppm	0.224	0.255	67.0	52-107	13.0	21	WG427171
2-Methylphenol	ppm	0.217	0.263	65.0	58-116	19.0	22	WG427171
2-Nitroaniline	ppm	0.237	0.284	71.0	54-116	17.8	24	WG427171
2-Nitrophenol	ppm	0.212	0.252	64.0	38-110	17.3	24	WG427171

* Performance of this Analyte is outside of established criteria.

For additional information, please see Attachment A 'List of Analytes with QC Qualifiers.'



**ENVIRONMENTAL
SCIENCE CORP.**

12065 Lebanon Rd.
Mt. Juliet, TN 37122
(615) 758-5858
1-800-767-5859
Fax (615) 758-5859

Tax I.D. 62-0814289

Est. 1970

SLR International Corp. - West Linn, OR
Chris Kramer
1800 Blankenship Road, Suite 440

Quality Assurance Report
Level II

West Linn, OR 97068

L408084

June 24, 2009

Analyte	Units	Laboratory Control		Sample Duplicate	Limit	RPD	Limit	Batch
		Result	Ref	%Rec				
3&4-Methyl Phenol	ppm	0.238	0.293	72.0	60-136	20.7	29	WG427171
3,3-Dichlorobenzidine	ppm	0.245	0.272	74.0	24-123	10.4	35	WG427171
3-Nitroaniline	ppm	0.234	0.281	70.0	17-135	18.1	33	WG427171
4,6-Dinitro-2-methylphenol	ppm	0.169	0.187	51.0	34-111	10.1	33	WG427171
4-Bromophenyl-phenylether	ppm	0.197	0.223	59.0	47-98	12.2	23	WG427171
4-Chloro-3-methylphenol	ppm	0.243	0.270	73.0	54-116	10.7	23	WG427171
4-Chloroaniline	ppm	0.201	0.245	60.0	18-130	19.8	31	WG427171
4-Chlorophenyl-phenylether	ppm	0.240	0.279	72.0	55-106	14.9	22	WG427171
4-Nitroaniline	ppm	0.268	0.326	80.0	16-133	19.7	37	WG427171
4-Nitrophenol	ppm	0.235	0.265	71.0	34-123	12.1	36	WG427171
Acenaphthene	ppm	0.243	0.282	73.0	54-102	14.8	20	WG427171
Acenaphthylene	ppm	0.246	0.289	74.0	56-104	15.9	20	WG427171
Acetophenone	ppm	0.187	0.226	56.0	42-92	18.5	22	WG427171
Anthracene	ppm	0.252	0.293	76.0	57-112	15.3	21	WG427171
Atrazine	ppm	0.320	0.387	96.0	40-143	18.9	25	WG427171
Benzaldehyde	ppm	0.0776	0.0822	23.0	0-69	5.75	32	WG427171
Benzo(a)anthracene	ppm	0.256	0.275	77.0	55-105	7.03	21	WG427171
Benzo(a)pyrene	ppm	0.226	0.267	68.0	59-114	16.6	22	WG427171
Benzo(b)fluoranthene	ppm	0.184	0.221	55.0	44-116	18.4	33	WG427171
Benzo(g,h,i)perylene	ppm	0.319	0.354	96.0	41-127	10.2	29	WG427171
Benzo(k)fluoranthene	ppm	0.171	0.181	51.0	36-119	5.49	37	WG427171
Benzylbutyl phthalate	ppm	0.240	0.258	72.0	57-130	7.18	27	WG427171
Biphenyl	ppm	0.220	0.257	66.0	54-103	15.4	21	WG427171
Bis(2-chloroethoxy)methane	ppm	0.209	0.234	63.0	52-107	11.4	21	WG427171
Bis(2-chloroethyl)ether	ppm	0.171	0.217	51.0	38-115	23.5	28	WG427171
Bis(2-chloroisopropyl)ether	ppm	0.195	0.231	59.0	49-106	16.7	25	WG427171
Bis(2-ethylhexyl)phthalate	ppm	0.242	0.262	73.0	50-130	8.10	29	WG427171
Caprolactam	ppm	0.258	0.292	77.0	43-131	12.4	24	WG427171
Carbazole	ppm	0.227	0.264	68.0	42-120	15.1	26	WG427171
Chrysene	ppm	0.256	0.278	77.0	54-103	7.93	23	WG427171
Di-n-butyl phthalate	ppm	0.238	0.273	71.0	56-121	13.8	22	WG427171
Di-n-octyl phthalate	ppm	0.260	0.260	78.0	50-128	0.283	26	WG427171
Dibenz(a,h)anthracene	ppm	0.309	0.347	93.0	42-128	11.6	28	WG427171
Dibenzofuran	ppm	0.247	0.281	74.0	56-111	12.9	21	WG427171
Diethyl phthalate	ppm	0.255	0.286	77.0	57-110	11.2	20	WG427171
Dimethyl phthalate	ppm	0.243	0.289	73.0	57-108	17.4	20	WG427171
Fluoranthene	ppm	0.263	0.316	79.0	51-109	18.2	26	WG427171
Fluorene	ppm	0.246	0.287	74.0	53-106	15.6	20	WG427171
Hexachloro-1,3-butadiene	ppm	0.237	0.273	71.0	46-110	14.2	25	WG427171
Hexachlorobenzene	ppm	0.242	0.273	73.0	51-117	12.0	24	WG427171
Hexachlorocyclopentadiene	ppm	0.113	0.131	34.0	21-127	14.8	40	WG427171
Hexachloroethane	ppm	0.181	0.210	54.0	43-104	15.0	27	WG427171
Indeno(1,2,3-cd)pyrene	ppm	0.304	0.348	91.0	42-127	13.3	28	WG427171
Isophorone	ppm	0.203	0.223	61.0	56-116	9.39	21	WG427171
n-Nitrosodi-n-propylamine	ppm	0.180	0.223	54.0	54-113	21.5*	21	WG427171
n-Nitrosodiphenylamine	ppm	0.205	0.243	62*	66-126	16.8	22	WG427171
Naphthalene	ppm	0.221	0.247	66.0	46-97	11.1	23	WG427171
Nitrobenzene	ppm	0.201	0.215	60.0	46-102	6.59	23	WG427171
Pentachlorophenol	ppm	0.176	0.208	53.0	37-118	17.1	28	WG427171
Phenanthrene	ppm	0.234	0.271	70.0	56-102	14.6	20	WG427171
Phenol	ppm	0.195	0.247	59.0	55-115	23.6*	22	WG427171
Pyrene	ppm	0.224	0.252	67.0	53-111	11.5	26	WG427171
2,4,6-Tribromophenol				59.42	25-137			WG427171
2-Fluorobiphenyl				58.41	30-120			WG427171
2-Fluorophenol				55.21	26-130			WG427171
Nitrobenzene-d5				56.31	18-119			WG427171
Phenol-d5				51.17	37-141			WG427171
p-Terphenyl-d14				66.68	23-143			WG427171

* Performance of this Analyte is outside of established criteria.

For additional information, please see Attachment A 'List of Analytes with QC Qualifiers.'



**ENVIRONMENTAL
SCIENCE CORP.**

12065 Lebanon Rd.
Mt. Juliet, TN 37122
(615) 758-5858
1-800-767-5859
Fax (615) 758-5859

Tax I.D. 62-0814289

Est. 1970

SLR International Corp. - West Linn, OR
Chris Kramer
1800 Blankenship Road, Suite 440
West Linn, OR 97068

Quality Assurance Report
Level II

June 24, 2009

L408084

Analyte	Units	Laboratory Control Sample Duplicate			Limit	RPD	Limit	Batch
		Result	Ref	%Rec				
PCB 1260	mg/kg	0.146	0.135	88.0	62-131	8.34	22	WG427142
Decachlorobiphenyl				98.34	18.9-115.8			WG427142
Tetrachloro-m-xylene				109.3	31.8-115.7			WG427142

Analyte	Units	Matrix Spike				Limit	Ref Samp	Batch
		MS Res	Ref Res	TV	% Rec			
Mercury	mg/kg	0.249	0.00	.25	99.6	70-130	L408019-07	WG427051
Diesel Range Organics (DRO)	mg/kg	56.4	21.0	30	118.	60-140	L408084-01	WG427172
Residual Range Organics (RRO)	mg/kg	152.	96.0	30	186.*	50-150	L408084-01	WG427172
o-Terphenyl					87.11	50-150		WG427172

1,1,1-Trichloroethane	mg/kg	1.87	0.00	.05	85.0	23-147	L407328-01	WG427370
1,1,2,2-Tetrachloroethane	mg/kg	2.41	0.00	.05	109.	18-150	L407328-01	WG427370
1,1,2-Trichloroethane	mg/kg	2.04	0.00	.05	92.6	35-140	L407328-01	WG427370
1,1,2-Trichloro-1,2,2-trifluoroethane	mg/kg	1.77	0.00	.05	80.4	10-145	L407328-01	WG427370
1,1-Dichloroethane	mg/kg	1.90	0.00	.05	86.4	24-148	L407328-01	WG427370
1,1-Dichloroethene	mg/kg	1.60	0.00	.05	72.8	10-149	L407328-01	WG427370
1,2,3-Trichlorobenzene	mg/kg	2.27	0.00	.05	103.	10-129	L407328-01	WG427370
1,2,4-Trichlorobenzene	mg/kg	2.25	0.00	.05	102.	10-119	L407328-01	WG427370
1,2-Dibromo-3-Chloropropane	mg/kg	2.37	0.00	.05	108.	19-145	L407328-01	WG427370
1,2-Dibromoethane	mg/kg	2.00	0.00	.05	91.0	24-145	L407328-01	WG427370
1,2-Dichlorobenzene	mg/kg	2.04	0.00	.05	92.9	12-130	L407328-01	WG427370
1,2-Dichloroethane	mg/kg	1.82	0.00	.05	82.8	21-155	L407328-01	WG427370
1,2-Dichloropropane	mg/kg	1.99	0.00	.05	90.5	28-144	L407328-01	WG427370
1,3-Dichlorobenzene	mg/kg	2.11	0.00	.05	96.0	10-129	L407328-01	WG427370
1,4-Dichlorobenzene	mg/kg	1.99	0.00	.05	90.4	10-121	L407328-01	WG427370
2-Butanone (MEK)	mg/kg	11.1	0.00	.25	101.	21-143	L407328-01	WG427370
2-Hexanone	mg/kg	13.5	0.00	.25	123.	22-151	L407328-01	WG427370
4-Methyl-2-pentanone (MIBK)	mg/kg	13.5	0.00	.25	122.	31-151	L407328-01	WG427370
Acetone	mg/kg	12.2	0.00	.25	111.	13-158	L407328-01	WG427370
Benzene	mg/kg	1.73	0.00	.05	78.5	16-143	L407328-01	WG427370
Bromochloromethane	mg/kg	1.84	0.00	.05	83.6	25-152	L407328-01	WG427370
Bromodichloromethane	mg/kg	1.92	0.00	.05	87.4	27-139	L407328-01	WG427370
Bromoform	mg/kg	2.35	0.00	.05	107.	21-144	L407328-01	WG427370
Bromomethane	mg/kg	0.852	0.00	.05	38.7	0-180	L407328-01	WG427370
Carbon disulfide	mg/kg	1.01	0.0201	.05	45.2	10-156	L407328-01	WG427370
Carbon tetrachloride	mg/kg	1.65	0.00	.05	75.1	12-149	L407328-01	WG427370
Chlorobenzene	mg/kg	1.91	0.00	.05	86.6	17-134	L407328-01	WG427370
Chlorodibromomethane	mg/kg	2.02	0.00	.05	92.0	28-147	L407328-01	WG427370
Chloroethane	mg/kg	0.258	0.00	.05	11.7	0-172	L407328-01	WG427370
Chloroform	mg/kg	1.79	0.00	.05	81.6	28-138	L407328-01	WG427370
Chloromethane	mg/kg	1.44	0.00	.05	65.6	10-158	L407328-01	WG427370
cis-1,2-Dichloroethene	mg/kg	1.83	0.00	.05	83.3	21-147	L407328-01	WG427370
cis-1,3-Dichloropropene	mg/kg	1.95	0.00	.05	88.5	17-145	L407328-01	WG427370
Dichlorodifluoromethane	mg/kg	1.28	0.00	.05	58.1	0-192	L407328-01	WG427370
Ethylbenzene	mg/kg	1.91	0.00	.05	86.7	12-137	L407328-01	WG427370
Isopropylbenzene	mg/kg	2.13	0.00	.05	96.6	14-134	L407328-01	WG427370
Methyl tert-butyl ether	mg/kg	2.08	0.00	.05	94.5	21-157	L407328-01	WG427370
Methylene Chloride	mg/kg	1.68	0.00	.05	76.5	12-149	L407328-01	WG427370
Styrene	mg/kg	1.80	0.0670	.05	78.6	10-140	L407328-01	WG427370
Tetrachloroethene	mg/kg	1.67	0.00	.05	75.7	10-131	L407328-01	WG427370
Toluene	mg/kg	1.69	0.00	.05	76.6	12-136	L407328-01	WG427370
trans-1,2-Dichloroethene	mg/kg	1.55	0.00	.05	70.5	10-143	L407328-01	WG427370
trans-1,3-Dichloropropene	mg/kg	2.05	0.00	.05	93.1	16-147	L407328-01	WG427370

* Performance of this Analyte is outside of established criteria.

For additional information, please see Attachment A 'List of Analytes with QC Qualifiers.'



**ENVIRONMENTAL
SCIENCE CORP.**

12065 Lebanon Rd.
Mt. Juliet, TN 37122
(615) 758-5858
1-800-767-5859
Fax (615) 758-5859

Tax I.D. 62-0814289

Est. 1970

SLR International Corp. - West Linn, OR
Chris Kramer
1800 Blankenship Road, Suite 440

Quality Assurance Report
Level II

West Linn, OR 97068

June 24, 2009

L408084

Analyte	Units	MS Res	Matrix Spike			% Rec	Limit	Ref Samp	Batch
			Ref Res	TV					
Trichloroethene	mg/kg	1.75	0.00	.05	79.6	10-155	L407328-01	WG427370	
Trichlorofluoromethane	mg/kg	1.24	0.00	.05	56.4	10-154	L407328-01	WG427370	
Vinyl chloride	mg/kg	1.48	0.00	.05	67.2	10-159	L407328-01	WG427370	
Xylenes, Total	mg/kg	5.83	0.00	.15	88.3	10-138	L407328-01	WG427370	
4-Bromofluorobenzene					95.84	59-140		WG427370	
Dibromofluoromethane					95.54	63-139		WG427370	
Toluene-d8					97.33	84-116		WG427370	
Antimony	mg/kg	31.0	0.00	50	62.0*	75-125	L407872-01	WG427092	
Arsenic	mg/kg	49.6	1.90	50	95.4	75-125	L407872-01	WG427092	
Beryllium	mg/kg	49.8	0.00	50	99.6	75-125	L407872-01	WG427092	
Cadmium	mg/kg	51.3	0.00	50	103.	75-125	L407872-01	WG427092	
Chromium	mg/kg	57.0	7.60	50	98.8	75-125	L407872-01	WG427092	
Copper	mg/kg	50.6	0.00	50	101.	75-125	L407872-01	WG427092	
Lead	mg/kg	53.4	2.20	50	102.	75-125	L407872-01	WG427092	
Nickel	mg/kg	49.6	0.00	50	99.2	75-125	L407872-01	WG427092	
Selenium	mg/kg	47.3	1.30	50	92.0	75-125	L407872-01	WG427092	
Silver	mg/kg	49.1	0.00	50	98.2	75-125	L407872-01	WG427092	
Thallium	mg/kg	41.3	0.00	50	82.6	75-125	L407872-01	WG427092	
Zinc	mg/kg	51.0	0.00	50	102.	75-125	L407872-01	WG427092	
Antimony	mg/kg	22.6	0.00	50	45.2*	75-125	L407872-01	WG427092	
PCB 1260	mg/kg	0.231	0.00	.167	13.8	10-197	L407946-01	WG427142	
Decachlorobiphenyl					85.10	18.9-115.8		WG427142	
Tetrachloro-m-xylene					90.85	31.8-115.7		WG427142	

Analyte	Units	MSD	Matrix Spike Duplicate		Limit	RPD	Limit	Ref Samp	Batch
			Ref	%Rec					
Mercury	mg/kg	0.268	0.249	107.	70-130	7.35	20	L408019-07	WG427051
Diesel Range Organics (DRO)	mg/kg	49.2	56.4	94.2	60-140	13.6	20	L408084-01	WG427172
Residual Range Organics (RRO)	mg/kg	113.	152.	56.3	50-150	29.4*	20	L408084-01	WG427172
o-Terphenyl				68.12	50-150				WG427172
1,1,1-Trichloroethane	mg/kg	1.93	1.87	87.6	23-147	3.02	32	L407328-01	WG427370
1,1,2,2-Tetrachloroethane	mg/kg	2.29	2.41	104.	18-150	5.00	33	L407328-01	WG427370
1,1,2-Trichloroethane	mg/kg	1.99	2.04	90.4	35-140	2.42	29	L407328-01	WG427370
1,1,2-Trichloro-1,2,2-trifluoroethane	mg/kg	1.84	1.77	83.6	10-145	3.83	35	L407328-01	WG427370
1,1-Dichloroethane	mg/kg	1.87	1.90	85.1	24-148	1.58	31	L407328-01	WG427370
1,1-Dichloroethene	mg/kg	1.60	1.60	72.7	10-149	0.085	34	L407328-01	WG427370
1,2,3-Trichlorobenzene	mg/kg	2.11	2.27	96.1	10-129	7.28	43	L407328-01	WG427370
1,2,4-Trichlorobenzene	mg/kg	2.11	2.25	96.1	10-119	6.36	44	L407328-01	WG427370
1,2-Dibromo-3-Chloropropane	mg/kg	2.13	2.37	96.9	19-145	10.4	35	L407328-01	WG427370
1,2-Dibromoethane	mg/kg	1.89	2.00	86.1	24-145	5.59	31	L407328-01	WG427370
1,2-Dichlorobenzene	mg/kg	2.05	2.04	93.0	12-130	0.060	35	L407328-01	WG427370
1,2-Dichloroethane	mg/kg	1.79	1.82	81.2	21-155	1.91	29	L407328-01	WG427370
1,2-Dichloropropane	mg/kg	1.98	1.99	89.9	28-144	0.715	30	L407328-01	WG427370
1,3-Dichlorobenzene	mg/kg	2.11	2.11	95.9	10-129	0.070	38	L407328-01	WG427370
1,4-Dichlorobenzene	mg/kg	2.00	1.99	91.0	10-121	0.629	36	L407328-01	WG427370
2-Butanone (MEK)	mg/kg	9.84	11.1	89.5	21-143	12.2	37	L407328-01	WG427370
2-Hexanone	mg/kg	12.3	13.5	112.	22-151	9.28	38	L407328-01	WG427370
4-Methyl-2-pentanone (MIBK)	mg/kg	12.2	13.5	111.	31-151	9.93	36	L407328-01	WG427370
Acetone	mg/kg	10.9	12.2	99.4	13-158	11.2	34	L407328-01	WG427370
Benzene	mg/kg	1.73	1.73	78.9	16-143	0.447	31	L407328-01	WG427370

* Performance of this Analyte is outside of established criteria.

For additional information, please see Attachment A 'List of Analytes with QC Qualifiers.'



**ENVIRONMENTAL
SCIENCE CORP.**

12065 Lebanon Rd.
Mt. Juliet, TN 37122
(615) 758-5858
1-800-767-5859
Fax (615) 758-5859

Tax I.D. 62-0814289

Est. 1970

SLR International Corp. - West Linn, OR
Chris Kramer
1800 Blankenship Road, Suite 440
West Linn, OR 97068

Quality Assurance Report
Level II

June 24, 2009

L408084

Analyte	Units	MSD	Matrix Spike Duplicate		Limit	RPD	Limit Ref	Samp	Batch
			Ref	%Rec					
Bromochloromethane	mg/kg	1.77	1.84	80.6	25-152	3.63	29	L407328-01	WG427370
Bromodichloromethane	mg/kg	1.91	1.92	86.9	27-139	0.558	30	L407328-01	WG427370
Bromoform	mg/kg	2.20	2.35	100.	21-144	6.48	34	L407328-01	WG427370
Bromomethane	mg/kg	1.04	0.852	47.3	0-180	20.0	41	L407328-01	WG427370
Carbon disulfide	mg/kg	1.11	1.01	49.3	10-156	8.64	38	L407328-01	WG427370
Carbon tetrachloride	mg/kg	1.70	1.65	77.2	12-149	2.78	34	L407328-01	WG427370
Chlorobenzene	mg/kg	1.93	1.91	87.5	17-134	1.01	34	L407328-01	WG427370
Chlorodibromomethane	mg/kg	1.99	2.02	90.3	28-147	1.82	32	L407328-01	WG427370
Chloroethane	mg/kg	0.507	0.258	23.0	0-172	64.9*	38	L407328-01	WG427370
Chloroform	mg/kg	1.77	1.79	80.5	28-138	1.37	30	L407328-01	WG427370
Chloromethane	mg/kg	1.47	1.44	66.8	10-158	1.85	35	L407328-01	WG427370
cis-1,2-Dichloroethene	mg/kg	1.84	1.83	83.5	21-147	0.244	31	L407328-01	WG427370
cis-1,3-Dichloropropene	mg/kg	1.98	1.95	90.1	17-145	1.88	32	L407328-01	WG427370
Dichlorodifluoromethane	mg/kg	1.26	1.28	57.3	0-192	1.48	38	L407328-01	WG427370
Ethylbenzene	mg/kg	2.00	1.91	90.7	12-137	4.56	36	L407328-01	WG427370
Isopropylbenzene	mg/kg	2.15	2.13	97.9	14-134	1.31	37	L407328-01	WG427370
Methyl tert-butyl ether	mg/kg	2.00	2.08	91.1	21-157	3.68	31	L407328-01	WG427370
Methylene Chloride	mg/kg	1.72	1.68	78.2	12-149	2.12	31	L407328-01	WG427370
Styrene	mg/kg	1.83	1.80	80.0	10-140	1.66	35	L407328-01	WG427370
Tetrachloroethene	mg/kg	1.66	1.67	75.4	10-131	0.373	35	L407328-01	WG427370
Toluene	mg/kg	1.72	1.69	78.2	12-136	2.02	32	L407328-01	WG427370
trans-1,2-Dichloroethene	mg/kg	1.54	1.55	69.8	10-143	0.920	33	L407328-01	WG427370
trans-1,3-Dichloropropene	mg/kg	2.06	2.05	93.7	16-147	0.693	32	L407328-01	WG427370
Trichloroethene	mg/kg	1.77	1.75	80.3	10-155	0.946	33	L407328-01	WG427370
Trichlorofluoromethane	mg/kg	1.64	1.24	74.7	10-154	28.0	32	L407328-01	WG427370
Vinyl chloride	mg/kg	1.54	1.48	69.9	10-159	3.90	36	L407328-01	WG427370
Xylenes, Total	mg/kg	5.89	5.83	89.3	10-138	1.15	36	L407328-01	WG427370
4-Bromofluorobenzene				97.21	59-140				WG427370
Dibromofluoromethane				93.80	63-139				WG427370
Toluene-d8				97.54	84-116				WG427370
Antimony	mg/kg	31.6	31.0	63.2*	75-125	1.92	20	L407872-01	WG427092
Arsenic	mg/kg	48.8	49.6	93.8	75-125	1.63	20	L407872-01	WG427092
Beryllium	mg/kg	49.8	49.8	99.6	75-125	0.00	20	L407872-01	WG427092
Cadmium	mg/kg	51.6	51.3	103.	75-125	0.583	20	L407872-01	WG427092
Chromium	mg/kg	56.4	57.0	97.6	75-125	1.06	20	L407872-01	WG427092
Copper	mg/kg	50.7	50.6	101.	75-125	0.197	20	L407872-01	WG427092
Lead	mg/kg	53.0	53.4	102.	75-125	0.752	20	L407872-01	WG427092
Nickel	mg/kg	49.4	49.6	98.8	75-125	0.404	20	L407872-01	WG427092
Selenium	mg/kg	46.9	47.3	91.2	75-125	0.849	20	L407872-01	WG427092
Silver	mg/kg	49.3	49.1	98.6	75-125	0.407	20	L407872-01	WG427092
Thallium	mg/kg	42.4	41.3	84.8	75-125	2.63	20	L407872-01	WG427092
Zinc	mg/kg	52.0	51.0	104.	75-125	1.94	20	L407872-01	WG427092
Antimony	mg/kg	24.0	22.6	48*	75-125	6.01	20	L407872-01	WG427092
PCB 1260	mg/kg	0.290	0.231	174.	10-197	22.7	39	L407946-01	WG427142
Decachlorobiphenyl				107.2	18.9-115.8				WG427142
Tetrachloro-m-xylene				91.85	31.8-115.7				WG427142

Batch number /Run number / Sample number cross reference

WG425899: R779486: L408084-01
WG427051: R786506: L408084-01
WG427172: R786648: L408084-01
WG427370: R787646: L408084-01
WG427171: R787768: L408084-01

* Performance of this Analyte is outside of established criteria.

For additional information, please see Attachment A 'List of Analytes with QC Qualifiers.'



ENVIRONMENTAL
SCIENCE CORP.

12065 Lebanon Rd.
Mt. Juliet, TN 37122
(615) 758-5858
1-800-767-5859
Fax (615) 758-5859

Tax I.D. 62-0814289

Est. 1970

SLR International Corp. - West Linn, OR
Chris Kramer
1800 Blankenship Road, Suite 440

Quality Assurance Report
Level II

West Linn, OR 97068

June 24, 2009

L408084

WG427142: R788148: L408084-01
WG427092: R788646: L408084-01

* * Calculations are performed prior to rounding of reported values .
* Performance of this Analyte is outside of established criteria.
For additional information, please see Attachment A 'List of Analytes with QC Qualifiers.'



ENVIRONMENTAL
SCIENCE CORP.

12065 Lebanon Rd.
Mt. Juliet, TN 37122
(615) 758-5858
1-800-767-5859
Fax (615) 758-5859

Tax I.D. 62-0814289

Est. 1970

SLR International Corp. - West Linn, OR
Chris Kramer
1800 Blankenship Road, Suite 440

Quality Assurance Report
Level II

West Linn, OR 97068

L408084

June 24, 2009

The data package includes a summary of the analytic results of the quality control samples required by the SW-846 or CWA methods. The quality control samples include a method blank, a laboratory control sample, and the matrix spike/matrix spike duplicate analysis. If a target parameter is outside the method limits, every sample that is effected is flagged with the appropriate qualifier in Appendix B of the analytic report.

Method Blank - an aliquot of reagent water carried through the entire analytic process. The method blank results indicate if any possible contamination exposure during the sample handling, digestion or extraction process, and analysis. Concentrations of target analytes above the reporting limit in the method blank are qualified with the "B" qualifier.

Laboratory Control Sample - is a sample of known concentration that is carried through the digestion/extraction and analysis process. The percent recovery, expressed as a percentage of the theoretical concentration, has statistical control limits indicating that the analytic process is "in control". If a target analyte is outside the control limits for the laboratory control sample or any other control sample, the parameter is flagged with a "J4" qualifier for all effected samples.

Matrix Spike and Matrix Spike Duplicate - is two aliquots of an environmental sample that is spiked with known concentrations of target analytes. The percent recovery of the target analytes also has statistical control limits. If any recoveries that are outside the method control limits, the sample that was selected for matrix spike/matrix spike duplicate analysis is flagged with either a "J5" or a "J6". The relative percent difference (%RPD) between the matrix spike and the matrix spike duplicate recoveries is all calculated. If the RPD is above the method limit, the effected samples are flagged with a "J3" qualifier.



ENVIRONMENTAL
SCIENCE CORP.

12065 Lebanon Rd.
Mt. Juliet, TN 37122
(615) 758-5858
1-800-767-5859
Fax (615) 758-5859

Tax I.D. 62-0814289

Est. 1970

Chris Kramer
SLR International Corp. - West Linn, OR
1800 Blankenship Road, Suite 440

West Linn, OR 97068

Report Summary

Wednesday June 24, 2009

Report Number: L406294

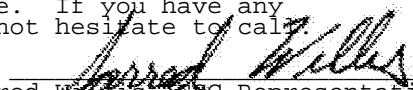
Samples Received: 06/06/09

Client Project: 088.0288.00017

Description: Nord Door Project - Everett, WA

The analytical results in this report are based upon information supplied by you, the client, and are for your exclusive use. If you have any questions regarding this data package, please do not hesitate to call.

Entire Report Reviewed By:


Jarred Willis, ESC Representative

Laboratory Certification Numbers

A2LA - 1461-01, AIHA - 100789, AL - 40660, CA - I-2327, CT - PH-0197, FL - E87487
GA - 923, IN - C-TN-01, KY - 90010, KYUST - 0016, NC - ENV375, DW21704, ND - R-140
NJ - TN002, NJ NELAP - TN002, SC - 84004, TN - 2006, VA - 00109, WV - 233
AZ - 0612, MN - 047-999-395, NY - 11742, WI - 998093910

Accreditation is only applicable to the test methods specified on each scope of accreditation held by ESC Lab Sciences.

This report may not be reproduced, except in full, without written approval from Environmental Science Corp.

Where applicable, sampling conducted by ESC is performed per guidance provided in laboratory standard operating procedures: 060302, 060303, and 060304.



**ENVIRONMENTAL
SCIENCE CORP.**

12065 Lebanon Rd.
Mt. Juliet, TN 37122
(615) 758-5858
1-800-767-5859
Fax (615) 758-5859

Tax I.D. 62-0814289

Est. 1970

REPORT OF ANALYSIS

Chris Kramer
SLR International Corp. - West Linn
1800 Blankenship Road, Suite 440
West Linn, OR 97068

June 24, 2009

Date Received : June 06, 2009
Description : Nord Door Project - Everett, WA
Sample ID : SS-313
Collected By : C. Kramer
Collection Date : 06/04/09 13:45

ESC Sample # : L406294-01

Site ID :

Project # : 088.0288.00017

Parameter	Dry Result	MDL	RDL	Units	Q	Method	Date	Dil.
Total Solids	85.8			%		2540G	06/10/09	1
Mercury	0.010	0.0025	0.023	mg/kg	J	7471	06/10/09	1
Antimony	0.88	0.52	1.2	mg/kg	J	6010B	06/14/09	1
Arsenic	U	0.27	1.2	mg/kg		6010B	06/14/09	1
Beryllium	0.74	0.038	0.12	mg/kg		6010B	06/14/09	1
Cadmium	0.72	0.037	0.29	mg/kg		6010B	06/14/09	1
Chromium	27.	0.098	0.58	mg/kg		6010B	06/14/09	1
Copper	9.3	0.30	1.2	mg/kg		6010B	06/14/09	1
Lead	7.1	0.096	0.29	mg/kg		6010B	06/14/09	1
Nickel	30.	0.49	1.2	mg/kg		6010B	06/14/09	1
Selenium	U	0.33	1.2	mg/kg		6010B	06/14/09	1
Silver	U	0.16	0.58	mg/kg		6010B	06/14/09	1
Thallium	U	0.30	1.2	mg/kg		6010B	06/14/09	1
Zinc	33.	0.44	1.7	mg/kg		6010B	06/14/09	1
Diesel Range Organics (DRO)	3.6	1.3	4.7	mg/kg	J	NWTPHDX	06/12/09	1
Residual Range Organics (RRO)	29.	3.3	12.	mg/kg		NWTPHDX	06/12/09	1
Surrogate Recovery								
o-Terphenyl	74.5			% Rec.		NWTPHDX	06/12/09	1
Gasoline Range (C7-C10)	U	1.3	4.7	mg/kg		NWTPH-HC	06/09/09	1
Mineral Spirits	U	1.3	4.7	mg/kg		NWTPH-HC	06/09/09	1
Kerosene (C9-C16)	U	1.3	4.7	mg/kg		NWTPH-HC	06/09/09	1
Diesel (C7-C26)	2.1	1.3	4.7	mg/kg	J	NWTPH-HC	06/09/09	1
#6 Fuel Oil (C10-C32)	U	1.3	4.7	mg/kg		NWTPH-HC	06/09/09	1
Hydraulic Fluid (C12-C33)	U	1.3	4.7	mg/kg		NWTPH-HC	06/09/09	1
Motor Oil (C16-C40)	19.	3.3	12.	mg/kg		NWTPH-HC	06/09/09	1
Surrogate recovery(%)								
o-Terphenyl	71.2			% Rec.		NWTPH-HC	06/09/09	1
Polychlorinated Biphenyls								
PCB 1016	U	0.0020	0.020	mg/kg		8082	06/15/09	1
PCB 1221	U	0.0049	0.020	mg/kg		8082	06/15/09	1
PCB 1232	U	0.0072	0.020	mg/kg		8082	06/15/09	1
PCB 1242	U	0.0049	0.020	mg/kg		8082	06/15/09	1
PCB 1248	U	0.0027	0.020	mg/kg		8082	06/15/09	1
PCB 1254	U	0.0050	0.020	mg/kg		8082	06/15/09	1
PCB 1260	U	0.0028	0.020	mg/kg		8082	06/15/09	1
PCBs Surrogates								
Decachlorobiphenyl	113.			% Rec.		8082	06/15/09	1
Tetrachloro-m-xylene	93.2			% Rec.		8082	06/15/09	1

Results listed are dry weight basis.

U = ND (Not Detected)

MDL = Minimum Detection Limit = LOD

RDL = Reported Detection Limit = LOQ = PQL = EQL

Note:

This report shall not be reproduced, except in full, without the written approval from ESC.

The reported analytical results relate only to the sample submitted

Reported: 06/16/09 16:11 Revised: 06/24/09 16:33



**ENVIRONMENTAL
SCIENCE CORP.**

12065 Lebanon Rd.
Mt. Juliet, TN 37122
(615) 758-5858
1-800-767-5859
Fax (615) 758-5859

Tax I.D. 62-0814289

Est. 1970

REPORT OF ANALYSIS

Chris Kramer
SLR International Corp. - West Linn
1800 Blankenship Road, Suite 440
West Linn, OR 97068

June 24, 2009

Date Received : June 06, 2009
Description : Nord Door Project - Everett, WA
Sample ID : SS-314
Collected By : C. Kramer
Collection Date : 06/04/09 15:50

ESC Sample # : L406294-02

Site ID :

Project # : 088.0288.00017

Parameter	Dry Result	MDL	RDL	Units	Q	Method	Date	Dil.
Total Solids	96.1			%		2540G	06/10/09	1
Mercury	0.010	0.0025	0.021	mg/kg	J	7471	06/10/09	1
Antimony	0.99	0.52	1.0	mg/kg	J	6010B	06/14/09	1
Arsenic	U	0.27	1.0	mg/kg		6010B	06/14/09	1
Beryllium	0.94	0.038	0.10	mg/kg		6010B	06/14/09	1
Cadmium	0.76	0.037	0.26	mg/kg		6010B	06/14/09	1
Chromium	24.	0.098	0.52	mg/kg		6010B	06/14/09	1
Copper	6.9	0.30	1.0	mg/kg		6010B	06/14/09	1
Lead	3.5	0.096	0.26	mg/kg		6010B	06/14/09	1
Nickel	33.	0.49	1.0	mg/kg		6010B	06/14/09	1
Selenium	U	0.33	1.0	mg/kg		6010B	06/14/09	1
Silver	U	0.32	1.0	mg/kg	O	6010B	06/16/09	2
Thallium	U	0.30	1.0	mg/kg		6010B	06/14/09	1
Zinc	31.	0.44	1.6	mg/kg		6010B	06/14/09	1
Diesel Range Organics (DRO)	5.8	1.3	4.2	mg/kg		NWTPHDX	06/12/09	1
Residual Range Organics (RRO)	82.	3.3	10.	mg/kg		NWTPHDX	06/12/09	1
Surrogate Recovery								
o-Terphenyl	70.9			% Rec.		NWTPHDX	06/12/09	1
Gasoline Range (C7-C10)	U	1.3	4.2	mg/kg		NWTPH-HC	06/09/09	1
Mineral Spirits	U	1.3	4.2	mg/kg		NWTPH-HC	06/09/09	1
Kerosene (C9-C16)	U	1.3	4.2	mg/kg		NWTPH-HC	06/09/09	1
Diesel (C7-C26)	1.9	1.3	4.2	mg/kg	J	NWTPH-HC	06/09/09	1
#6 Fuel Oil (C10-C32)	U	1.3	4.2	mg/kg		NWTPH-HC	06/09/09	1
Hydraulic Fluid (C12-C33)	U	1.3	4.2	mg/kg		NWTPH-HC	06/09/09	1
Motor Oil (C16-C40)	52.	3.3	10.	mg/kg		NWTPH-HC	06/09/09	1
Surrogate recovery(%)								
o-Terphenyl	91.6			% Rec.		NWTPH-HC	06/09/09	1
Polychlorinated Biphenyls								
PCB 1016	U	0.0020	0.018	mg/kg		8082	06/15/09	1
PCB 1221	U	0.0049	0.018	mg/kg		8082	06/15/09	1
PCB 1232	U	0.0072	0.018	mg/kg		8082	06/15/09	1
PCB 1242	U	0.0049	0.018	mg/kg		8082	06/15/09	1
PCB 1248	U	0.0027	0.018	mg/kg		8082	06/15/09	1
PCB 1254	U	0.0050	0.018	mg/kg		8082	06/15/09	1
PCB 1260	U	0.0028	0.018	mg/kg		8082	06/15/09	1
PCBs Surrogates								
Decachlorobiphenyl	98.2			% Rec.		8082	06/15/09	1
Tetrachloro-m-xylene	94.2			% Rec.		8082	06/15/09	1

Results listed are dry weight basis.

U = ND (Not Detected)

MDL = Minimum Detection Limit = LOD

RDL = Reported Detection Limit = LOQ = PQL = EQL

Note:

This report shall not be reproduced, except in full, without the written approval from ESC.

The reported analytical results relate only to the sample submitted

Reported: 06/16/09 16:11 Revised: 06/24/09 16:33



**ENVIRONMENTAL
SCIENCE CORP.**

12065 Lebanon Rd.
Mt. Juliet, TN 37122
(615) 758-5858
1-800-767-5859
Fax (615) 758-5859

Tax I.D. 62-0814289

Est. 1970

REPORT OF ANALYSIS

Chris Kramer
SLR International Corp. - West Linn
1800 Blankenship Road, Suite 440
West Linn, OR 97068

June 24, 2009

Date Received : June 06, 2009
Description : Nord Door Project - Everett, WA

ESC Sample # : L406294-03

Sample ID : SS-319

Site ID :

Collected By : C. Kramer
Collection Date : 06/04/09 16:20

Project # : 088.0288.00017

Parameter	Dry Result	MDL	RDL	Units	Q	Method	Date	Dil.
Total Solids	72.9			%		2540G	06/10/09	1
Mercury	0.038	0.0025	0.027	mg/kg		7471	06/10/09	1
Antimony	U	0.52	1.4	mg/kg		6010B	06/14/09	1
Arsenic	1.3	0.27	1.4	mg/kg	J	6010B	06/14/09	1
Beryllium	0.32	0.038	0.14	mg/kg		6010B	06/14/09	1
Cadmium	2.0	0.037	0.34	mg/kg		6010B	06/14/09	1
Chromium	18.	0.098	0.68	mg/kg		6010B	06/14/09	1
Copper	64.	0.30	1.4	mg/kg		6010B	06/14/09	1
Lead	26.	0.096	0.34	mg/kg		6010B	06/14/09	1
Nickel	13.	0.49	1.4	mg/kg		6010B	06/14/09	1
Selenium	U	0.33	1.4	mg/kg		6010B	06/14/09	1
Silver	U	0.16	0.68	mg/kg		6010B	06/14/09	1
Thallium	U	1.5	6.8	mg/kg	O	6010B	06/15/09	5
Zinc	550	0.44	2.0	mg/kg		6010B	06/14/09	1
Polychlorinated Biphenyls								
PCB 1016	U	0.0020	0.023	mg/kg		8082	06/15/09	1
PCB 1221	U	0.0049	0.023	mg/kg		8082	06/15/09	1
PCB 1232	U	0.0072	0.023	mg/kg		8082	06/15/09	1
PCB 1242	U	0.0049	0.023	mg/kg		8082	06/15/09	1
PCB 1248	U	0.0027	0.023	mg/kg		8082	06/15/09	1
PCB 1254	U	0.0050	0.023	mg/kg		8082	06/15/09	1
PCB 1260	U	0.0028	0.023	mg/kg		8082	06/15/09	1
PCBs Surrogates								
Decachlorobiphenyl	102.			% Rec.		8082	06/15/09	1
Tetrachloro-m-xylene	85.0			% Rec.		8082	06/15/09	1

Results listed are dry weight basis.

U = ND (Not Detected)

MDL = Minimum Detection Limit = LOD

RDL = Reported Detection Limit = LOQ = PQL = EQL

Note:

This report shall not be reproduced, except in full, without the written approval from ESC.

The reported analytical results relate only to the sample submitted

Reported: 06/16/09 16:11 Revised: 06/24/09 16:33



**ENVIRONMENTAL
SCIENCE CORP.**

12065 Lebanon Rd.
Mt. Juliet, TN 37122
(615) 758-5858
1-800-767-5859
Fax (615) 758-5859

Tax I.D. 62-0814289

Est. 1970

REPORT OF ANALYSIS

Chris Kramer
SLR International Corp. - West Linn
1800 Blankenship Road, Suite 440
West Linn, OR 97068

June 24, 2009

Date Received : June 06, 2009
Description : Nord Door Project - Everett, WA
Sample ID : SS-318
Collected By : C. Kramer
Collection Date : 06/04/09 16:23

ESC Sample # : L406294-04

Site ID :

Project # : 088.0288.00017

Parameter	Dry Result	MDL	RDL	Units	Q	Method	Date	Dil.
Total Solids	96.4			%		2540G	06/10/09	1
Polychlorinated Biphenyls								
PCB 1016	U	0.0020	0.018	mg/kg		8082	06/16/09	1
PCB 1221	U	0.0049	0.018	mg/kg		8082	06/16/09	1
PCB 1232	U	0.0072	0.018	mg/kg		8082	06/16/09	1
PCB 1242	U	0.0049	0.018	mg/kg		8082	06/16/09	1
PCB 1248	U	0.0027	0.018	mg/kg		8082	06/16/09	1
PCB 1254	U	0.0050	0.018	mg/kg		8082	06/16/09	1
PCB 1260	0.020	0.0028	0.018	mg/kg		8082	06/16/09	1
PCBs Surrogates								
Decachlorobiphenyl	121.			% Rec.	J1	8082	06/16/09	1
Tetrachloro-m-xylene	76.5			% Rec.		8082	06/16/09	1

Results listed are dry weight basis.

U = ND (Not Detected)

MDL = Minimum Detection Limit = LOD

RDL = Reported Detection Limit = LOQ = PQL = EQL

Note:

This report shall not be reproduced, except in full, without the written approval from ESC.

The reported analytical results relate only to the sample submitted

Reported: 06/16/09 16:11 Revised: 06/24/09 16:33



**ENVIRONMENTAL
SCIENCE CORP.**

12065 Lebanon Rd.
Mt. Juliet, TN 37122
(615) 758-5858
1-800-767-5859
Fax (615) 758-5859

Tax I.D. 62-0814289

Est. 1970

REPORT OF ANALYSIS

Chris Kramer
SLR International Corp. - West Linn
1800 Blankenship Road, Suite 440
West Linn, OR 97068

June 24, 2009

Date Received : June 06, 2009
Description : Nord Door Project - Everett, WA
Sample ID : SS-317
Collected By : C. Kramer
Collection Date : 06/04/09 16:26

ESC Sample # : L406294-05

Site ID :

Project # : 088.0288.00017

Parameter	Dry Result	MDL	RDL	Units	Q	Method	Date	Dil.
Total Solids	38.8			%		2540G	06/10/09	1
Polychlorinated Biphenyls								
PCB 1016	U	0.0020	0.044	mg/kg		8082	06/15/09	1
PCB 1221	U	0.0049	0.044	mg/kg		8082	06/15/09	1
PCB 1232	U	0.0072	0.044	mg/kg		8082	06/15/09	1
PCB 1242	U	0.0049	0.044	mg/kg		8082	06/15/09	1
PCB 1248	U	0.0027	0.044	mg/kg		8082	06/15/09	1
PCB 1254	U	0.0050	0.044	mg/kg		8082	06/15/09	1
PCB 1260	U	0.0028	0.044	mg/kg		8082	06/15/09	1
PCBs Surrogates								
Decachlorobiphenyl	79.6			% Rec.		8082	06/15/09	1
Tetrachloro-m-xylene	67.0			% Rec.		8082	06/15/09	1

Results listed are dry weight basis.

U = ND (Not Detected)

MDL = Minimum Detection Limit = LOD

RDL = Reported Detection Limit = LOQ = PQL = EQL

Note:

This report shall not be reproduced, except in full, without the written approval from ESC.

The reported analytical results relate only to the sample submitted

Reported: 06/16/09 16:11 Revised: 06/24/09 16:33



**ENVIRONMENTAL
SCIENCE CORP.**

12065 Lebanon Rd.
Mt. Juliet, TN 37122
(615) 758-5858
1-800-767-5859
Fax (615) 758-5859

Tax I.D. 62-0814289

Est. 1970

REPORT OF ANALYSIS

Chris Kramer
SLR International Corp. - West Linn
1800 Blankenship Road, Suite 440
West Linn, OR 97068

June 24, 2009

Date Received : June 06, 2009
Description : Nord Door Project - Everett, WA
Sample ID : SS-316
Collected By : C. Kramer
Collection Date : 06/04/09 16:32

ESC Sample # : L406294-06

Site ID :

Project # : 088.0288.00017

Parameter	Dry Result	MDL	RDL	Units	Q	Method	Date	Dil.
Total Solids	87.2			%		2540G	06/10/09	1
Polychlorinated Biphenyls								
PCB 1016	U	0.0020	0.019	mg/kg		8082	06/15/09	1
PCB 1221	U	0.0049	0.019	mg/kg		8082	06/15/09	1
PCB 1232	U	0.0072	0.019	mg/kg		8082	06/15/09	1
PCB 1242	U	0.0049	0.019	mg/kg		8082	06/15/09	1
PCB 1248	U	0.0027	0.019	mg/kg		8082	06/15/09	1
PCB 1254	U	0.0050	0.019	mg/kg		8082	06/15/09	1
PCB 1260	U	0.0028	0.019	mg/kg		8082	06/15/09	1
PCBs Surrogates								
Decachlorobiphenyl	115.			% Rec.		8082	06/15/09	1
Tetrachloro-m-xylene	95.1			% Rec.		8082	06/15/09	1

Results listed are dry weight basis.

U = ND (Not Detected)

MDL = Minimum Detection Limit = LOD

RDL = Reported Detection Limit = LOQ = PQL = EQL

Note:

This report shall not be reproduced, except in full, without the written approval from ESC.

The reported analytical results relate only to the sample submitted

Reported: 06/16/09 16:11 Revised: 06/24/09 16:33



**ENVIRONMENTAL
SCIENCE CORP.**

12065 Lebanon Rd.
Mt. Juliet, TN 37122
(615) 758-5858
1-800-767-5859
Fax (615) 758-5859

Tax I.D. 62-0814289

Est. 1970

REPORT OF ANALYSIS

Chris Kramer
SLR International Corp. - West Linn
1800 Blankenship Road, Suite 440
West Linn, OR 97068

June 24, 2009

Date Received : June 06, 2009
Description : Nord Door Project - Everett, WA
Sample ID : SS-315
Collected By : C. Kramer
Collection Date : 06/04/09 16:35

ESC Sample # : L406294-07

Site ID :

Project # : 088.0288.00017

Parameter	Dry Result	MDL	RDL	Units	Q	Method	Date	Dil.
Total Solids	83.0			%		2540G	06/10/09	1
Polychlorinated Biphenyls								
PCB 1016	U	0.0020	0.020	mg/kg		8082	06/15/09	1
PCB 1221	U	0.0049	0.020	mg/kg		8082	06/15/09	1
PCB 1232	U	0.0072	0.020	mg/kg		8082	06/15/09	1
PCB 1242	U	0.0049	0.020	mg/kg		8082	06/15/09	1
PCB 1248	U	0.0027	0.020	mg/kg		8082	06/15/09	1
PCB 1254	U	0.0050	0.020	mg/kg		8082	06/15/09	1
PCB 1260	U	0.0028	0.020	mg/kg		8082	06/15/09	1
PCBs Surrogates								
Decachlorobiphenyl	102.			% Rec.		8082	06/15/09	1
Tetrachloro-m-xylene	87.0			% Rec.		8082	06/15/09	1

Results listed are dry weight basis.

U = ND (Not Detected)

MDL = Minimum Detection Limit = LOD

RDL = Reported Detection Limit = LOQ = PQL = EQL

Note:

This report shall not be reproduced, except in full, without the written approval from ESC.

The reported analytical results relate only to the sample submitted

Reported: 06/16/09 16:11 Revised: 06/24/09 16:33



**ENVIRONMENTAL
SCIENCE CORP.**

12065 Lebanon Rd.
Mt. Juliet, TN 37122
(615) 758-5858
1-800-767-5859
Fax (615) 758-5859

Tax I.D. 62-0814289

Est. 1970

REPORT OF ANALYSIS

Chris Kramer
SLR International Corp. - West Linn
1800 Blankenship Road, Suite 440
West Linn, OR 97068

June 24, 2009

Date Received : June 06, 2009
Description : Nord Door Project - Everett, WA
Sample ID : SS-320
Collected By : C. Kramer
Collection Date : 06/04/09 16:50

ESC Sample # : L406294-08

Site ID :

Project # : 088.0288.00017

Parameter	Dry Result	MDL	RDL	Units	Q	Method	Date	Dil.
Total Solids	97.2			%		2540G	06/10/09	1
Polychlorinated Biphenyls								
PCB 1016	U	0.0020	0.017	mg/kg		8082	06/16/09	1
PCB 1221	U	0.0049	0.017	mg/kg		8082	06/16/09	1
PCB 1232	U	0.0072	0.017	mg/kg		8082	06/16/09	1
PCB 1242	U	0.0049	0.017	mg/kg		8082	06/16/09	1
PCB 1248	U	0.0027	0.017	mg/kg		8082	06/16/09	1
PCB 1254	U	0.0050	0.017	mg/kg		8082	06/16/09	1
PCB 1260	U	0.0028	0.017	mg/kg		8082	06/16/09	1
PCBs Surrogates								
Decachlorobiphenyl	73.4			% Rec.		8082	06/16/09	1
Tetrachloro-m-xylene	80.0			% Rec.		8082	06/16/09	1

Results listed are dry weight basis.

U = ND (Not Detected)

MDL = Minimum Detection Limit = LOD

RDL = Reported Detection Limit = LOQ = PQL = EQL

Note:

This report shall not be reproduced, except in full, without the written approval from ESC.

The reported analytical results relate only to the sample submitted

Reported: 06/16/09 16:11 Revised: 06/24/09 16:33



**ENVIRONMENTAL
SCIENCE CORP.**

12065 Lebanon Rd.
Mt. Juliet, TN 37122
(615) 758-5858
1-800-767-5859
Fax (615) 758-5859

Tax I.D. 62-0814289

Est. 1970

REPORT OF ANALYSIS

Chris Kramer
SLR International Corp. - West Linn
1800 Blankenship Road, Suite 440
West Linn, OR 97068

June 24, 2009

Date Received : June 06, 2009
Description : Nord Door Project - Everett, WA
Sample ID : SS-321
Collected By : C. Kramer
Collection Date : 06/04/09 16:55

ESC Sample # : L406294-09

Site ID :

Project # : 088.0288.00017

Parameter	Dry Result	MDL	RDL	Units	Q	Method	Date	Dil.
Total Solids	93.1			%		2540G	06/10/09	1
Diesel Range Organics (DRO)	1300	13.	43.	mg/kg		NWTPHDX	06/12/09	10
Residual Range Organics (RRO)	1000	33.	110	mg/kg		NWTPHDX	06/12/09	10
Surrogate Recovery								
o-Terphenyl	123.			% Rec.		NWTPHDX	06/12/09	10
Polychlorinated Biphenyls								
PCB 1016	U	0.0020	0.018	mg/kg		8082	06/16/09	1
PCB 1221	U	0.0049	0.018	mg/kg		8082	06/16/09	1
PCB 1232	U	0.0072	0.018	mg/kg		8082	06/16/09	1
PCB 1242	U	0.0049	0.018	mg/kg		8082	06/16/09	1
PCB 1248	U	0.0027	0.018	mg/kg		8082	06/16/09	1
PCB 1254	U	0.0050	0.018	mg/kg		8082	06/16/09	1
PCB 1260	U	0.0028	0.018	mg/kg		8082	06/16/09	1
PCBs Surrogates								
Decachlorobiphenyl	90.8			% Rec.		8082	06/16/09	1
Tetrachloro-m-xylene	62.1			% Rec.		8082	06/16/09	1

Results listed are dry weight basis.

U = ND (Not Detected)

MDL = Minimum Detection Limit = LOD

RDL = Reported Detection Limit = LOQ = PQL = EQL

Note:

This report shall not be reproduced, except in full, without the written approval from ESC.

The reported analytical results relate only to the sample submitted

Reported: 06/16/09 16:11 Revised: 06/24/09 16:33

Attachment A
List of Analytes with QC Qualifiers

Sample Number	Work Group	Sample Type	Analyte	Run ID	Qualifier
L406294-01	WG426299	SAMP	Antimony	R782791	J
	WG425389	SAMP	Mercury	R779270	J
	WG425406	SAMP	Diesel (C7-C26)	R777008	J
	WG426313	SAMP	Diesel Range Organics (DRO)	R781346	J
L406294-02	WG426299	SAMP	Antimony	R782791	J
	WG426299	SAMP	Silver	R782791	O
	WG425389	SAMP	Mercury	R779270	J
	WG425406	SAMP	Diesel (C7-C26)	R777008	J
L406294-03	WG426299	SAMP	Arsenic	R782791	J
	WG426299	SAMP	Thallium	R782791	O
L406294-04	WG426312	SAMP	Decachlorobiphenyl	R782006	J1

Attachment B
Explanation of QC Qualifier Codes

Qualifier	Meaning
J	(EPA) - Estimated value below the lowest calibration point. Confidence correlates with concentration.
J1	Surrogate recovery limits have been exceeded; values are outside upper control limits
O	(ESC) Sample diluted due to matrix interferences that impaired the ability to make an accurate analytical determination. The detection limit is elevated in order to reflect the necessary dilution.

Qualifier Report Information

ESC utilizes sample and result qualifiers as set forth by the EPA Contract Laboratory Program and as required by most certifying bodies including NELAC. In addition to the EPA qualifiers adopted by ESC, we have implemented ESC qualifiers to provide more information pertaining to our analytical results. Each qualifier is designated in the qualifier explanation as either EPA or ESC. Data qualifiers are intended to provide the ESC client with more detailed information concerning the potential bias of reported data. Because of the wide range of constituents and variety of matrices incorporated by most EPA methods, it is common for some compounds to fall outside of established ranges. These exceptions are evaluated and all reported data is valid and useable unless qualified as 'R' (Rejected).

Definitions

- Accuracy - The relationship of the observed value of a known sample to the true value of a known sample. Represented by percent recovery and relevant to samples such as: control samples, matrix spike recoveries, surrogate recoveries, etc.
- Precision - The agreement between a set of samples or between duplicate samples. Relates to how close together the results are and is represented by Relative Percent Difference.
- Surrogate - Organic compounds that are similar in chemical composition, extraction, and chromatography to analytes of interest. The surrogates are used to determine the probable response of the group of analytes that are chemically related to the surrogate compound. Surrogates are added to the sample and carried through all stages of preparation and analyses.
- TIC - Tentatively Identified Compound: Compounds detected in samples that are not target compounds, internal standards, system monitoring compounds, or surrogates.

Summary of Remarks For Samples Printed
06/24/09 at 16:33:43

TSR Signing Reports: 358
R5 - Desired TAT

Log all arsenic gw samples as ASG.

Sample: L406294-01 Account: SLRWLOR Received: 06/06/09 09:00 Due Date: 06/22/09 00:00 RPT Date: 06/16/09 16:11
Added NWTPHDX per JW -JCH 6/9 - WA EIM EDD needed
Sample: L406294-02 Account: SLRWLOR Received: 06/06/09 09:00 Due Date: 06/22/09 00:00 RPT Date: 06/16/09 16:11
Added NWTPHDX per JW -JCH 6/9
Sample: L406294-03 Account: SLRWLOR Received: 06/06/09 09:00 Due Date: 06/22/09 00:00 RPT Date: 06/16/09 16:11
Sample: L406294-04 Account: SLRWLOR Received: 06/06/09 09:00 Due Date: 06/22/09 00:00 RPT Date: 06/16/09 16:11
Sample: L406294-05 Account: SLRWLOR Received: 06/06/09 09:00 Due Date: 06/22/09 00:00 RPT Date: 06/16/09 16:11
Sample: L406294-06 Account: SLRWLOR Received: 06/06/09 09:00 Due Date: 06/22/09 00:00 RPT Date: 06/16/09 16:11
Sample: L406294-07 Account: SLRWLOR Received: 06/06/09 09:00 Due Date: 06/22/09 00:00 RPT Date: 06/16/09 16:11
Sample: L406294-08 Account: SLRWLOR Received: 06/06/09 09:00 Due Date: 06/22/09 00:00 RPT Date: 06/16/09 16:11
Sample: L406294-09 Account: SLRWLOR Received: 06/06/09 09:00 Due Date: 06/22/09 00:00 RPT Date: 06/16/09 16:11



**ENVIRONMENTAL
SCIENCE CORP.**

12065 Lebanon Rd.
Mt. Juliet, TN 37122
(615) 758-5858
1-800-767-5859
Fax (615) 758-5859

Tax I.D. 62-0814289

Est. 1970

SLR International Corp. - West Linn, OR
Chris Kramer
1800 Blankenship Road, Suite 440
West Linn, OR 97068

Quality Assurance Report
Level II

June 24, 2009

L406294

Analyte	Result	Laboratory Blank		Limit	Batch	Date Analyzed
		Units	% Rec			
#6 Fuel Oil (C10-C32)	< 4	mg/kg			WG425406	06/08/09 23:38
Diesel (C7-C26)	< 4	mg/kg			WG425406	06/08/09 23:38
Hydraulic Fluid (C12-C33)	< 4	mg/kg			WG425406	06/08/09 23:38
Kerosene (C9-C16)	< 4	mg/kg			WG425406	06/08/09 23:38
Mineral Spirits	< 4	mg/kg			WG425406	06/08/09 23:38
Motor Oil (C16-C40)	< 10	mg/kg			WG425406	06/08/09 23:38
o-Terphenyl		% Rec.	101.9	50-150	WG425406	06/08/09 23:38
Total Solids	< .1	%			WG425689	06/10/09 11:44
Mercury	< .02	mg/kg			WG425389	06/10/09 16:46
Diesel Range Organics (DRO)	< 4	ppm			WG426313	06/12/09 15:24
o-Terphenyl		% Rec.	103.4	50-150	WG426313	06/12/09 15:24
PCB 1016	< .017	mg/kg			WG426312	06/15/09 12:49
PCB 1221	< .017	mg/kg			WG426312	06/15/09 12:49
PCB 1232	< .017	mg/kg			WG426312	06/15/09 12:49
PCB 1242	< .017	mg/kg			WG426312	06/15/09 12:49
PCB 1248	< .017	mg/kg			WG426312	06/15/09 12:49
PCB 1254	< .017	mg/kg			WG426312	06/15/09 12:49
PCB 1260	< .017	mg/kg			WG426312	06/15/09 12:49
Decachlorobiphenyl		% Rec.	87.81	18.9-115.8	WG426312	06/15/09 12:49
Tetrachloro-m-xylene		% Rec.	72.91	31.8-115.7	WG426312	06/15/09 12:49
Antimony	< 1	mg/kg			WG426299	06/14/09 16:48
Arsenic	< 1	mg/kg			WG426299	06/14/09 16:48
Beryllium	< .1	mg/kg			WG426299	06/14/09 16:48
Cadmium	< .25	mg/kg			WG426299	06/14/09 16:48
Chromium	< .5	mg/kg			WG426299	06/14/09 16:48
Copper	< 1	mg/kg			WG426299	06/14/09 16:48
Lead	< .25	mg/kg			WG426299	06/14/09 16:48
Nickel	< 1	mg/kg			WG426299	06/14/09 16:48
Selenium	< 1	mg/kg			WG426299	06/14/09 16:48
Silver	< .5	mg/kg			WG426299	06/14/09 16:48
Thallium	< 1	mg/kg			WG426299	06/14/09 16:48
Zinc	< 1.5	mg/kg			WG426299	06/14/09 16:48

Analyte	Units	Duplicate		RPD	Limit	Ref Samp	Batch
		Result	Duplicate				
Total Solids	%	95.9	96.1	0.190	5	L406294-02	WG425689
Mercury	mg/kg	0.00	0.00	0.00	20	L406233-26	WG425389
Antimony	mg/kg	0.00	0.178	NA	20	L406296-06	WG426299
Arsenic	mg/kg	0.00	0.00	0.00	20	L406296-06	WG426299
Beryllium	mg/kg	1.08	1.03	4.74	20	L406296-06	WG426299
Cadmium	mg/kg	0.879	0.840	4.54	20	L406296-06	WG426299
Chromium	mg/kg	10.3	9.90	3.96	20	L406296-06	WG426299
Copper	mg/kg	8.96	9.27	3.40	20	L406296-06	WG426299
Lead	mg/kg	34.5	29.0	17.3	20	L406296-06	WG426299

* Performance of this Analyte is outside of established criteria.
For additional information, please see Attachment A 'List of Analytes with QC Qualifiers.'



**ENVIRONMENTAL
SCIENCE CORP.**

12065 Lebanon Rd.
Mt. Juliet, TN 37122
(615) 758-5858
1-800-767-5859
Fax (615) 758-5859

Tax I.D. 62-0814289

Est. 1970

SLR International Corp. - West Linn, OR
Chris Kramer
1800 Blankenship Road, Suite 440
West Linn, OR 97068

Quality Assurance Report
Level II

L406294

June 24, 2009

Analyte	Units	Duplicate		RPD	Limit	Ref Samp	Batch
		Result	Duplicate				
Nickel	mg/kg	6.40	5.98	6.79	20	L406296-06	WG426299
Selenium	mg/kg	0.00	0.00	0.00	20	L406296-06	WG426299
Zinc	mg/kg	69.6	63.6	9.01	20	L406296-06	WG426299
Silver	mg/kg	0.00	0.00	0.00	20	L406296-06	WG426299
Thallium	mg/kg	0.00	0.00	0.00	20	L406296-06	WG426299

Analyte	Units	Laboratory Control Sample		% Rec	Limit	Batch
		Known Val	Result			
Diesel (C7-C26)	mg/kg	30	22.6	75.5	50-150	WG425406
Motor Oil (C16-C40)	mg/kg	30	24.1	80.3	50-150	WG425406
o-Terphenyl				84.44	50-150	WG425406
Total Solids	%	50	49.9	99.8	85-115	WG425689
Mercury	mg/kg	8.77	8.65	98.6	71.6-127.7	WG425389
Diesel Range Organics (DRO)	mg/kg	30	23.6	78.6	60-140	WG426313
Residual Range Organics (RRO)	mg/kg	30	21.2	70.7*	0-0	WG426313
o-Terphenyl				80.25	50-150	WG426313
PCB 1260	mg/kg	.167	0.131	78.7	62-131	WG426312
Decachlorobiphenyl				92.49	18.9-115.8	WG426312
Tetrachloro-m-xylene				88.20	31.8-115.7	WG426312
Antimony	mg/kg	85.1	43.0	50.5	1.2-242.1	WG426299
Arsenic	mg/kg	192	180.	93.8	78.6-120.8	WG426299
Beryllium	mg/kg	69.3	68.4	98.7	79.8-120.1	WG426299
Cadmium	mg/kg	70.1	62.2	88.7	78.5-121.5	WG426299
Chromium	mg/kg	168	160.	95.2	80.4-120.2	WG426299
Copper	mg/kg	122	118.	96.7	81.6-119.7	WG426299
Lead	mg/kg	113	110.	97.3	77.3-122.1	WG426299
Nickel	mg/kg	74.1	74.5	101.	78.8-121.2	WG426299
Selenium	mg/kg	176	173.	98.3	75.6-125.0	WG426299
Silver	mg/kg	115	114.	99.1	66-133.9	WG426299
Thallium	mg/kg	111	94.6	85.2	77.6-122.5	WG426299
Zinc	mg/kg	437	414.	94.7	78.5-121.7	WG426299

Analyte	Units	Laboratory Control Sample Duplicate			Limit	RPD	Limit	Batch
		Result	Ref	%Rec				
Diesel (C7-C26)	mg/kg	21.1	22.6	70.0	50-150	7.09	20	WG425406
Motor Oil (C16-C40)	mg/kg	23.2	24.1	77.0	50-150	3.51	25	WG425406
o-Terphenyl				83.19	50-150			WG425406
Diesel Range Organics (DRO)	mg/kg	25.3	23.6	84.0	60-140	6.89	20	WG426313
Residual Range Organics (RRO)	mg/kg	23.2	21.2	77*	-	9.07*	0	WG426313
o-Terphenyl				81.75	50-150			WG426313
PCB 1260	mg/kg	0.137	0.131	82.0	62-131	4.14	22	WG426312
Decachlorobiphenyl				94.66	18.9-115.8			WG426312
Tetrachloro-m-xylene				81.30	31.8-115.7			WG426312

* Performance of this Analyte is outside of established criteria.

For additional information, please see Attachment A 'List of Analytes with QC Qualifiers.'



**ENVIRONMENTAL
SCIENCE CORP.**

12065 Lebanon Rd.
Mt. Juliet, TN 37122
(615) 758-5858
1-800-767-5859
Fax (615) 758-5859

Tax I.D. 62-0814289

Est. 1970

SLR International Corp. - West Linn, OR
Chris Kramer
1800 Blankenship Road, Suite 440
West Linn, OR 97068

Quality Assurance Report
Level II

June 24, 2009

L406294

Analyte	Units	MS Res	Matrix Spike			% Rec	Limit	Ref Samp	Batch
			Ref Res	TV					
Diesel (C7-C26)	mg/kg	27.8	1.80	30	86.6	50-150	L406294-02	WG425406	
Motor Oil (C16-C40)	mg/kg	72.3	50.0	30	74.2	50-150	L406294-02	WG425406	
o-Terphenyl					84.42	50-150		WG425406	
Mercury	mg/kg	0.241	0.00	.25	96.4	70-130	L406233-26	WG425389	
Diesel Range Organics (DRO)	mg/kg	38.8	5.60	30	111.	60-140	L406294-02	WG426313	
Residual Range Organics (RRO)	mg/kg	153.	79.0	30	247.*	0-0	L406294-02	WG426313	
o-Terphenyl					85.42	50-150		WG426313	
Antimony	mg/kg	12.9	0.178	50	25.4*	75-125	L406296-06	WG426299	
Arsenic	mg/kg	42.7	0.00	50	85.4	75-125	L406296-06	WG426299	
Beryllium	mg/kg	46.7	1.03	50	91.3	75-125	L406296-06	WG426299	
Cadmium	mg/kg	42.8	0.840	50	83.9	75-125	L406296-06	WG426299	
Chromium	mg/kg	52.9	9.90	50	86.0	75-125	L406296-06	WG426299	
Copper	mg/kg	56.1	9.27	50	93.7	75-125	L406296-06	WG426299	
Lead	mg/kg	75.3	29.0	50	92.6	75-125	L406296-06	WG426299	
Nickel	mg/kg	51.2	5.98	50	90.4	75-125	L406296-06	WG426299	
Selenium	mg/kg	39.9	0.00	50	79.8	75-125	L406296-06	WG426299	
Zinc	mg/kg	108.	63.6	50	88.8	75-125	L406296-06	WG426299	
Silver	mg/kg	52.3	0.00	10	105.	75-125	L406296-06	WG426299	
Thallium	mg/kg	47.7	0.00	10	95.4	75-125	L406296-06	WG426299	
PCB 1260	mg/kg	0.147	0.00	.167	87.7	10-197	L406625-07	WG426312	
Decachlorobiphenyl					102.2	18.9-115.8		WG426312	
Tetrachloro-m-xylene					90.21	31.8-115.7		WG426312	

Analyte	Units	MSD	Matrix Spike Duplicate			Limit	RPD	Limit	Ref Samp	Batch
			Ref	%Rec						
Diesel (C7-C26)	mg/kg	27.1	27.8	84.3	50-150	2.50	20	L406294-02	WG425406	
Motor Oil (C16-C40)	mg/kg	74.1	72.3	80.2	50-150	2.45	25	L406294-02	WG425406	
o-Terphenyl				83.52	50-150				WG425406	
Mercury	mg/kg	0.282	0.241	113.	70-130	15.7	20	L406233-26	WG425389	
Diesel Range Organics (DRO)	mg/kg	32.9	38.8	90.9	60-140	16.5	20	L406294-02	WG426313	
Residual Range Organics (RRO)	mg/kg	78.1	153.	0*	-	64.9*	0	L406294-02	WG426313	
o-Terphenyl				88.43	50-150				WG426313	
Antimony	mg/kg	13.7	12.9	27.044*	75-125	6.02	20	L406296-06	WG426299	
Arsenic	mg/kg	42.2	42.7	84.4	75-125	1.18	20	L406296-06	WG426299	
Beryllium	mg/kg	46.2	46.7	90.3	75-125	1.08	20	L406296-06	WG426299	
Cadmium	mg/kg	42.4	42.8	83.1	75-125	0.939	20	L406296-06	WG426299	
Chromium	mg/kg	51.6	52.9	83.4	75-125	2.49	20	L406296-06	WG426299	
Copper	mg/kg	54.3	56.1	90.1	75-125	3.26	20	L406296-06	WG426299	
Lead	mg/kg	70.8	75.3	83.6	75-125	6.16	20	L406296-06	WG426299	
Nickel	mg/kg	49.9	51.2	87.8	75-125	2.57	20	L406296-06	WG426299	
Selenium	mg/kg	40.1	39.9	80.2	75-125	0.500	20	L406296-06	WG426299	
Zinc	mg/kg	103.	108.	78.8	75-125	4.74	20	L406296-06	WG426299	
Silver	mg/kg	52.2	52.3	104.	75-125	0.191	20	L406296-06	WG426299	
Thallium	mg/kg	46.2	47.7	92.4	75-125	3.19	20	L406296-06	WG426299	

* Performance of this Analyte is outside of established criteria.

For additional information, please see Attachment A 'List of Analytes with QC Qualifiers.'



**ENVIRONMENTAL
SCIENCE CORP.**

12065 Lebanon Rd.
Mt. Juliet, TN 37122
(615) 758-5858
1-800-767-5859
Fax (615) 758-5859

Tax I.D. 62-0814289

Est. 1970

SLR International Corp. - West Linn, OR
Chris Kramer
1800 Blankenship Road, Suite 440
West Linn, OR 97068

Quality Assurance Report
Level II

L406294

June 24, 2009

Analyte	Units	MSD	Matrix Spike Duplicate		Limit	RPD	Limit	Ref Samp	Batch
			Ref	%Rec					
PCB 1260	mg/kg	0.144	0.147	86.5	10-197	1.41	39	L406625-07	WG426312
Decachlorobiphenyl				103.0	18.9-115.8				WG426312
Tetrachloro-m-xylene				95.09	31.8-115.7				WG426312

Batch number /Run number / Sample number cross reference

WG425406: R777008: L406294-01 02
 WG425689: R778666: L406294-01 02 03 04 05 06 07 08 09
 WG425389: R779270: L406294-01 02 03
 WG426313: R781346: L406294-01 02 09
 WG426312: R782006: L406294-01 02 03 04 05 06 07 08 09
 WG426299: R782791: L406294-01 02 03

* * Calculations are performed prior to rounding of reported values .
 * Performance of this Analyte is outside of established criteria.
 For additional information, please see Attachment A 'List of Analytes with QC Qualifiers.'



ENVIRONMENTAL SCIENCE CORP.

12065 Lebanon Rd.
Mt. Juliet, TN 37122
(615) 758-5858
1-800-767-5859
Fax (615) 758-5859

Tax I.D. 62-0814289

Est. 1970

SLR International Corp. - West Linn, OR
Chris Kramer
1800 Blankenship Road, Suite 440

Quality Assurance Report
Level II

West Linn, OR 97068

L406294

June 24, 2009

The data package includes a summary of the analytic results of the quality control samples required by the SW-846 or CWA methods. The quality control samples include a method blank, a laboratory control sample, and the matrix spike/matrix spike duplicate analysis. If a target parameter is outside the method limits, every sample that is effected is flagged with the appropriate qualifier in Appendix B of the analytic report.

Method Blank - an aliquot of reagent water carried through the entire analytic process. The method blank results indicate if any possible contamination exposure during the sample handling, digestion or extraction process, and analysis. Concentrations of target analytes above the reporting limit in the method blank are qualified with the "B" qualifier.

Laboratory Control Sample - is a sample of known concentration that is carried through the digestion/extraction and analysis process. The percent recovery, expressed as a percentage of the theoretical concentration, has statistical control limits indicating that the analytic process is "in control". If a target analyte is outside the control limits for the laboratory control sample or any other control sample, the parameter is flagged with a "J4" qualifier for all effected samples.

Matrix Spike and Matrix Spike Duplicate - is two aliquots of an environmental sample that is spiked with known concentrations of target analytes. The percent recovery of the target analytes also has statistical control limits. If any recoveries that are outside the method control limits, the sample that was selected for matrix spike/matrix spike duplicate analysis is flagged with either a "J5" or a "J6". The relative percent difference (%RPD) between the matrix spike and the matrix spike duplicate recoveries is all calculated. If the RPD is above the method limit, the effected samples are flagged with a "J3" qualifier.



ENVIRONMENTAL
SCIENCE CORP.

12065 Lebanon Rd.
Mt. Juliet, TN 37122
(615) 758-5858
1-800-767-5859
Fax (615) 758-5859

Tax I.D. 62-0814289

Est. 1970

Chris Kramer
SLR International Corp. - West Linn, OR
1800 Blankenship Road, Suite 440

West Linn, OR 97068

Report Summary

Tuesday June 30, 2009

Report Number: L404245


Samples Received: 05/23/09

Client Project: 008.022.0001

Description: Nord Door Project - Everett, WA

The analytical results in this report are based upon information supplied by you, the client, and are for your exclusive use. If you have any questions regarding this data package, please do not hesitate to call.

Entire Report Reviewed By:


Jarred Willis, ESC Representative

Laboratory Certification Numbers

A2LA - 1461-01, AIHA - 100789, AL - 40660, CA - I-2327, CT - PH-0197, FL - E87487
GA - 923, IN - C-TN-01, KY - 90010, KYUST - 0016, NC - ENV375, DW21704, ND - R-140
NJ - TN002, NJ NELAP - TN002, SC - 84004, TN - 2006, VA - 00109, WV - 233
AZ - 0612, MN - 047-999-395, NY - 11742, WI - 998093910

Accreditation is only applicable to the test methods specified on each scope of accreditation held by ESC Lab Sciences.

This report may not be reproduced, except in full, without written approval from Environmental Science Corp.

Where applicable, sampling conducted by ESC is performed per guidance provided in laboratory standard operating procedures: 060302, 060303, and 060304.



**ENVIRONMENTAL
SCIENCE CORP.**

12065 Lebanon Rd.
Mt. Juliet, TN 37122
(615) 758-5858
1-800-767-5859
Fax (615) 758-5859

Tax I.D. 62-0814289

Est. 1970

REPORT OF ANALYSIS

Chris Kramer
SLR International Corp. - West Linn
1800 Blankenship Road, Suite 440
West Linn, OR 97068

June 30, 2009

Date Received : May 23, 2009
Description : Nord Door Project - Everett, WA
Sample ID : GP-311-GW
Collected By : CK
Collection Date : 05/22/09 12:20

ESC Sample # : L404245-01

Site ID :

Project # : 008.022.0001

Parameter	Result	MDL	RDL	Units	Q	Method	Date	Dil.
Antimony	0.80	0.29	1.0	ug/l	J	6020	06/07/09	1
Arsenic	8.6	0.22	1.0	ug/l		6020	06/07/09	1
Thallium	U	0.22	1.0	ug/l		6020	06/07/09	1
Mercury	U	0.057	0.20	ug/l		7470A	06/08/09	1
Beryllium	U	0.75	2.0	ug/l		6010B	06/07/09	1
Cadmium	2.7	0.74	5.0	ug/l	J	6010B	06/07/09	1
Chromium	U	2.0	10.	ug/l		6010B	06/07/09	1
Copper	U	6.0	20.	ug/l		6010B	06/07/09	1
Lead	U	1.9	5.0	ug/l		6010B	06/07/09	1
Nickel	U	9.8	20.	ug/l		6010B	06/07/09	1
Selenium	U	6.5	20.	ug/l		6010B	06/07/09	1
Silver	5.4	3.2	10.	ug/l	J	6010B	06/07/09	1
Zinc	U	8.8	30.	ug/l		6010B	06/07/09	1
Volatile Organics								
Acetone	9.6	8.9	50.	ug/l	J	8260B	05/25/09	1
Benzene	U	0.29	1.0	ug/l		8260B	05/25/09	1
Bromochloromethane	U	0.44	1.0	ug/l		8260B	05/25/09	1
Bromodichloromethane	U	0.37	1.0	ug/l		8260B	05/25/09	1
Bromoform	U	0.51	1.0	ug/l		8260B	05/25/09	1
Bromomethane	U	0.89	5.0	ug/l		8260B	05/25/09	1
2-Butanone (MEK)	U	4.5	10.	ug/l		8260B	05/25/09	1
Carbon disulfide	U	0.32	1.0	ug/l		8260B	05/25/09	1
Carbon tetrachloride	U	0.31	1.0	ug/l		8260B	05/25/09	1
Chlorobenzene	U	0.26	1.0	ug/l		8260B	05/25/09	1
Chloroethane	U	0.86	5.0	ug/l		8260B	05/25/09	1
Chloroform	U	0.33	5.0	ug/l		8260B	05/25/09	1
Chloromethane	U	0.25	2.5	ug/l		8260B	05/25/09	1
1,2-Dibromo-3-Chloropropane	U	0.48	5.0	ug/l		8260B	05/25/09	1
Chlorodibromomethane	U	0.42	5.0	ug/l		8260B	05/25/09	1
1,2-Dibromoethane	U	0.48	1.0	ug/l		8260B	05/25/09	1
1,2-Dichlorobenzene	U	0.29	1.0	ug/l		8260B	05/25/09	1
1,3-Dichlorobenzene	U	0.19	1.0	ug/l		8260B	05/25/09	1
1,4-Dichlorobenzene	U	0.30	1.0	ug/l		8260B	05/25/09	1
Dichlorodifluoromethane	U	0.54	5.0	ug/l		8260B	05/25/09	1
1,1-Dichloroethane	U	0.31	1.0	ug/l		8260B	05/25/09	1
1,2-Dichloroethane	U	0.27	1.0	ug/l		8260B	05/25/09	1
1,1-Dichloroethene	U	0.50	1.0	ug/l		8260B	05/25/09	1
cis-1,2-Dichloroethene	U	0.38	1.0	ug/l		8260B	05/25/09	1
trans-1,2-Dichloroethene	U	0.30	1.0	ug/l		8260B	05/25/09	1
1,2-Dichloropropane	U	0.52	1.0	ug/l		8260B	05/25/09	1

U = ND (Not Detected)

RDL = Reported Detection Limit = LOQ = PQL = EQL

MDL = Minimum Detection Limit = LOD = SQL(TRRP)

Note:

The reported analytical results relate only to the sample submitted.

This report shall not be reproduced, except in full, without the written approval from ESC.

Reported: 06/17/09 17:22 Revised: 06/30/09 10:40

L404245-01 (SV8270BNA) - Previous run also had low IS/SURR recovery. Matrix effect.



**ENVIRONMENTAL
SCIENCE CORP.**

12065 Lebanon Rd.
Mt. Juliet, TN 37122
(615) 758-5858
1-800-767-5859
Fax (615) 758-5859

Tax I.D. 62-0814289

Est. 1970

REPORT OF ANALYSIS

Chris Kramer
SLR International Corp. - West Linn
1800 Blankenship Road, Suite 440
West Linn, OR 97068

June 30, 2009

Date Received : May 23, 2009
Description : Nord Door Project - Everett, WA
Sample ID : GP-311-GW
Collected By : CK
Collection Date : 05/22/09 12:20

ESC Sample # : L404245-01
Site ID :
Project # : 008.022.0001

Parameter	Result	MDL	RDL	Units	Q	Method	Date	Dil.
cis-1,3-Dichloropropene	U	0.26	1.0	ug/l		8260B	05/25/09	1
trans-1,3-Dichloropropene	U	0.24	1.0	ug/l		8260B	05/25/09	1
Ethylbenzene	U	0.22	1.0	ug/l		8260B	05/25/09	1
2-Hexanone	U	1.6	10.	ug/l		8260B	05/25/09	1
Isopropylbenzene	U	0.19	1.0	ug/l		8260B	05/25/09	1
4-Methyl-2-pentanone (MIBK)	U	1.4	10.	ug/l		8260B	05/25/09	1
Methyl tert-butyl ether	U	0.19	1.0	ug/l		8260B	05/25/09	1
Methylene Chloride	U	0.30	5.0	ug/l		8260B	05/25/09	1
Styrene	U	0.38	1.0	ug/l		8260B	05/25/09	1
1,1,2,2-Tetrachloroethane	U	0.22	1.0	ug/l		8260B	05/25/09	1
Tetrachloroethene	U	0.29	1.0	ug/l		8260B	05/25/09	1
Toluene	U	0.27	5.0	ug/l		8260B	05/25/09	1
1,1,2-Trichloro-1,2,2-trifluoro	U	0.22	1.0	ug/l		8260B	05/25/09	1
1,2,3-Trichlorobenzene	U	0.24	1.0	ug/l		8260B	05/25/09	1
1,2,4-Trichlorobenzene	U	0.26	1.0	ug/l		8260B	05/25/09	1
1,1,1-Trichloroethane	U	0.27	1.0	ug/l		8260B	05/25/09	1
1,1,2-Trichloroethane	U	0.45	1.0	ug/l		8260B	05/25/09	1
Trichloroethene	U	0.37	1.0	ug/l		8260B	05/25/09	1
Trichlorofluoromethane	U	0.29	5.0	ug/l		8260B	05/25/09	1
Vinyl chloride	U	0.27	1.0	ug/l		8260B	05/25/09	1
Xylenes, Total	U	0.86	3.0	ug/l		8260B	05/25/09	1
Cyclohexane	U	0.30	1.0	ug/l	Q	8260B	06/23/09	1
1,4-Dioxane	U	33.	100	ug/l	Q	8260B	06/23/09	1
Methyl Acetate	U	6.6	20.	ug/l	Q	8260B	06/23/09	1
Methyl Cyclohexane	U	0.33	1.0	ug/l	Q	8260B	06/23/09	1
Surrogate Recovery								
Toluene-d8	96.2			% Rec.		8260B	05/25/09	1
Dibromofluoromethane	101.			% Rec.		8260B	05/25/09	1
4-Bromofluorobenzene	101.			% Rec.		8260B	05/25/09	1
Base/Neutral Extractables								
Acenaphthylene	U	0.33	1.0	ug/l		8270C	05/30/09	1
Acetophenone	U	16.	50.	ug/l		8270C	05/30/09	1
Atrazine	U	3.3	10.	ug/l		8270C	05/30/09	1
Benzaldehyde	U	3.3	10.	ug/l		8270C	05/30/09	1
Biphenyl	U	3.3	10.	ug/l		8270C	05/30/09	1
Bis(2-chlorethoxy)methane	U	2.3	10.	ug/l		8270C	05/30/09	1
Bis(2-chloroethyl)ether	U	1.9	10.	ug/l		8270C	05/30/09	1
Bis(2-chloroisopropyl)ether	U	2.1	10.	ug/l		8270C	05/30/09	1
4-Bromophenyl-phenylether	U	1.3	10.	ug/l		8270C	05/30/09	1
2-Chloronaphthalene	U	3.3	10.	ug/l		8270C	05/30/09	1
4-Chlorophenyl-phenylether	U	1.8	10.	ug/l		8270C	05/30/09	1
3,3-Dichlorobenzidine	U	0.79	10.	ug/l		8270C	05/30/09	1

U = ND (Not Detected)
RDL = Reported Detection Limit = LOQ = PQL = EQL
MDL = Minimum Detection Limit = LOD = SQL(TRRP)
Note:

The reported analytical results relate only to the sample submitted.
This report shall not be reproduced, except in full, without the written approval from ESC.

Reported: 06/17/09 17:22 Revised: 06/30/09 10:40
L404245-01 (SV8270BNA) - Previous run also had low IS/SURR recovery. Matrix effect.



**ENVIRONMENTAL
SCIENCE CORP.**

12065 Lebanon Rd.
Mt. Juliet, TN 37122
(615) 758-5858
1-800-767-5859
Fax (615) 758-5859

Tax I.D. 62-0814289

Est. 1970

REPORT OF ANALYSIS

Chris Kramer
SLR International Corp. - West Linn
1800 Blankenship Road, Suite 440
West Linn, OR 97068

June 30, 2009

Date Received : May 23, 2009
Description : Nord Door Project - Everett, WA
Sample ID : GP-311-GW
Collected By : CK
Collection Date : 05/22/09 12:20

ESC Sample # : L404245-01
Site ID :
Project # : 008.022.0001

Parameter	Result	MDL	RDL	Units	Q	Method	Date	Dil.
2,4-Dinitrotoluene	U	1.1	10.	ug/l		8270C	05/30/09	1
2,6-Dinitrotoluene	U	1.4	10.	ug/l		8270C	05/30/09	1
Hexachlorobenzene	U	1.2	10.	ug/l		8270C	05/30/09	1
Hexachloro-1,3-butadiene	U	2.4	10.	ug/l		8270C	05/30/09	1
Hexachlorocyclopentadiene	U	1.6	10.	ug/l		8270C	05/30/09	1
Hexachloroethane	U	1.8	10.	ug/l		8270C	05/30/09	1
Isophorone	U	2.8	10.	ug/l		8270C	05/30/09	1
2-Methylnaphthalene	U	3.3	10.	ug/l		8270C	05/30/09	1
2-Methylphenol	U	1.3	10.	ug/l	J3	8270C	05/30/09	1
3&4-Methyl Phenol	U	1.1	10.	ug/l	J3	8270C	05/30/09	1
2-Nitroaniline	U	1.5	10.	ug/l		8270C	05/30/09	1
3-Nitroaniline	U	1.2	10.	ug/l		8270C	05/30/09	1
4-Nitroaniline	U	1.6	10.	ug/l		8270C	05/30/09	1
Nitrobenzene	U	2.1	10.	ug/l		8270C	05/30/09	1
n-Nitrosodiphenylamine	U	1.7	10.	ug/l		8270C	05/30/09	1
n-Nitrosodi-n-propylamine	U	2.4	10.	ug/l		8270C	05/30/09	1
Benzylbutyl phthalate	U	3.3	10.	ug/l		8270C	05/30/09	1
Caprolactam	U	3.3	10.	ug/l		8270C	05/30/09	1
Carbazole	U	0.95	10.	ug/l		8270C	05/30/09	1
Bis(2-ethylhexyl)phthalate	U	3.3	10.	ug/l		8270C	05/30/09	1
4-Chloroaniline	U	2.6	10.	ug/l		8270C	05/30/09	1
Di-n-butyl phthalate	U	3.3	10.	ug/l		8270C	05/30/09	1
Dibenzofuran	U	1.5	10.	ug/l		8270C	05/30/09	1
Diethyl phthalate	U	3.3	10.	ug/l		8270C	05/30/09	1
Dimethyl phthalate	U	3.3	10.	ug/l		8270C	05/30/09	1
Di-n-octyl phthalate	U	3.3	10.	ug/l		8270C	05/30/09	1
Acid Extractables								
4-Chloro-3-methylphenol	U	1.8	10.	ug/l		8270C	05/30/09	1
2-Chlorophenol	U	1.3	10.	ug/l	J4J3	8270C	05/30/09	1
2,4-Dichlorophenol	U	2.0	10.	ug/l	J3	8270C	05/30/09	1
2,4-Dimethylphenol	U	2.1	10.	ug/l		8270C	05/30/09	1
4,6-Dinitro-2-methylphenol	U	2.2	10.	ug/l	J3	8270C	05/30/09	1
2,4-Dinitrophenol	U	1.2	10.	ug/l		8270C	05/30/09	1
2-Nitrophenol	U	2.1	10.	ug/l	J3	8270C	05/30/09	1
4-Nitrophenol	0.94	0.76	10.	ug/l	J	8270C	05/30/09	1
Pentachlorophenol	U	2.4	10.	ug/l		8270C	05/30/09	1
Phenol	U	0.59	10.	ug/l		8270C	05/30/09	1
1,2,4,5-Tetrachlorobenzene	U	16.	50.	ug/l		8270C	05/30/09	1
2,4,5-Trichlorophenol	U	1.7	10.	ug/l		8270C	05/30/09	1
2,4,6-Trichlorophenol	U	2.0	10.	ug/l	J4J3	8270C	05/30/09	1
2,3,4,6-Tetrachlorophenol	U	16.	50.	ug/l		8270C	06/17/09	1
Benzo(a)anthracene	U	3.3	10.	ug/l		8270C	05/30/09	1
Benzo(a)pyrene	U	3.3	10.	ug/l		8270C	05/30/09	1

U = ND (Not Detected)
RDL = Reported Detection Limit = LOQ = PQL = EQL
MDL = Minimum Detection Limit = LOD = SQL(TRRP)
Note:

The reported analytical results relate only to the sample submitted.
This report shall not be reproduced, except in full, without the written approval from ESC.

Reported: 06/17/09 17:22 Revised: 06/30/09 10:40
L404245-01 (SV8270BNA) - Previous run also had low IS/SURR recovery. Matrix effect.



**ENVIRONMENTAL
SCIENCE CORP.**

12065 Lebanon Rd.
Mt. Juliet, TN 37122
(615) 758-5858
1-800-767-5859
Fax (615) 758-5859

Tax I.D. 62-0814289

Est. 1970

REPORT OF ANALYSIS

Chris Kramer
SLR International Corp. - West Linn
1800 Blankenship Road, Suite 440
West Linn, OR 97068

June 30, 2009

Date Received : May 23, 2009
Description : Nord Door Project - Everett, WA
Sample ID : GP-311-GW
Collected By : CK
Collection Date : 05/22/09 12:20

ESC Sample # : L404245-01
Site ID :
Project # : 008.022.0001

Parameter	Result	MDL	RDL	Units	Q	Method	Date	Dil.
Benzo(b)fluoranthene	U	3.3	10.	ug/l		8270C	05/30/09	1
Benzo(k)fluoranthene	U	3.3	10.	ug/l		8270C	05/30/09	1
Chrysene	U	3.3	10.	ug/l		8270C	05/30/09	1
Dibenz(a,h)anthracene	U	3.3	10.	ug/l		8270C	05/30/09	1
Indeno(1,2,3-cd)pyrene	U	3.3	10.	ug/l		8270C	05/30/09	1
Acenaphthene	U	3.3	10.	ug/l		8270C	05/30/09	1
Anthracene	U	3.3	10.	ug/l		8270C	05/30/09	1
Benzo(g,h,i)perylene	U	3.3	10.	ug/l		8270C	05/30/09	1
Fluoranthene	U	3.3	10.	ug/l		8270C	05/30/09	1
Fluorene	U	3.3	10.	ug/l		8270C	05/30/09	1
Naphthalene	U	3.3	10.	ug/l		8270C	05/30/09	1
Phenanthrene	U	3.3	10.	ug/l		8270C	05/30/09	1
Pyrene	U	3.3	10.	ug/l		8270C	05/30/09	1
Surrogate Recovery								
Nitrobenzene-d5	2.95			% Rec.	J2	8270C	05/30/09	1
2-Fluorobiphenyl	93.0			% Rec.		8270C	05/30/09	1
p-Terphenyl-d14	115.			% Rec.		8270C	05/30/09	1
2,4,6-Tribromophenol	101.			% Rec.		8270C	05/30/09	1
Phenol-d5	25.1			% Rec.		8270C	05/30/09	1
2-Fluorophenol	32.6			% Rec.		8270C	05/30/09	1

U = ND (Not Detected)
RDL = Reported Detection Limit = LOQ = PQL = EQL
MDL = Minimum Detection Limit = LOD = SQL(TRRP)
Note:

The reported analytical results relate only to the sample submitted.
This report shall not be reproduced, except in full, without the written approval from ESC.

Reported: 06/17/09 17:22 Revised: 06/30/09 10:40
L404245-01 (SV8270BNA) - Previous run also had low IS/SURR recovery. Matrix effect.



**ENVIRONMENTAL
SCIENCE CORP.**

12065 Lebanon Rd.
Mt. Juliet, TN 37122
(615) 758-5858
1-800-767-5859
Fax (615) 758-5859

Tax I.D. 62-0814289

Est. 1970

REPORT OF ANALYSIS

Chris Kramer
SLR International Corp. - West Linn
1800 Blankenship Road, Suite 440
West Linn, OR 97068

June 30, 2009

Date Received : May 23, 2009
Description : Nord Door Project - Everett, WA
Sample ID : GP-311-3.5FT
Collected By : CK
Collection Date : 05/22/09 10:45

ESC Sample # : L404245-02

Site ID :

Project # : 008.022.0001

Parameter	Dry Result	MDL	RDL	Units	Q	Method	Date	Dil.
Total Solids	66.9			%		2540G	05/29/09	1
Mercury	0.016	0.0025	0.030	mg/kg	J	7471	05/26/09	1
Antimony	4.0	0.52	1.5	mg/kg		6010B	06/02/09	1
Arsenic	8.2	0.27	1.5	mg/kg		6010B	05/30/09	1
Beryllium	U	0.38	1.5	mg/kg	O	6010B	05/31/09	10
Cadmium	0.51	0.037	0.37	mg/kg		6010B	05/30/09	1
Chromium	30.	0.098	0.75	mg/kg		6010B	05/30/09	1
Copper	88.	0.30	1.5	mg/kg		6010B	05/30/09	1
Lead	27.	0.096	0.37	mg/kg		6010B	05/30/09	1
Nickel	37.	0.49	1.5	mg/kg		6010B	05/30/09	1
Selenium	U	0.33	1.5	mg/kg		6010B	05/30/09	1
Silver	1.2	0.16	0.75	mg/kg		6010B	05/30/09	1
Thallium	12.	0.30	1.5	mg/kg		6010B	05/30/09	1
Zinc	61.	0.44	2.2	mg/kg		6010B	05/30/09	1
Volatile Organics								
Acetone	0.046	0.017	0.075	mg/kg	J	8260B	05/27/09	1
Benzene	U	0.00032	0.0015	mg/kg		8260B	05/27/09	1
Bromochloromethane	U	0.00045	0.0015	mg/kg		8260B	05/27/09	1
Bromodichloromethane	U	0.00039	0.0015	mg/kg		8260B	05/27/09	1
Bromoform	U	0.00058	0.0015	mg/kg		8260B	05/27/09	1
Bromomethane	U	0.0013	0.0075	mg/kg		8260B	05/27/09	1
2-Butanone (MEK)	U	0.0027	0.015	mg/kg		8260B	05/27/09	1
Carbon disulfide	0.0019	0.00033	0.0015	mg/kg		8260B	05/27/09	1
Carbon tetrachloride	U	0.00032	0.0015	mg/kg		8260B	05/27/09	1
Chlorobenzene	U	0.00025	0.0015	mg/kg		8260B	05/27/09	1
Chloroethane	U	0.00059	0.0075	mg/kg		8260B	05/27/09	1
Chloroform	U	0.00041	0.0075	mg/kg		8260B	05/27/09	1
Chloromethane	U	0.00056	0.0015	mg/kg		8260B	05/27/09	1
1,2-Dibromo-3-Chloropropane	U	0.0012	0.0075	mg/kg		8260B	05/27/09	1
Chlorodibromomethane	U	0.00023	0.0015	mg/kg		8260B	05/27/09	1
1,2-Dibromoethane	U	0.00032	0.0015	mg/kg		8260B	05/27/09	1
1,2-Dichlorobenzene	U	0.00024	0.0015	mg/kg		8260B	05/27/09	1
1,3-Dichlorobenzene	U	0.00038	0.0015	mg/kg		8260B	05/27/09	1
1,4-Dichlorobenzene	U	0.00022	0.0015	mg/kg		8260B	05/27/09	1
Dichlorodifluoromethane	U	0.00032	0.0075	mg/kg		8260B	05/27/09	1
1,1-Dichloroethane	U	0.00026	0.0015	mg/kg		8260B	05/27/09	1
1,2-Dichloroethane	U	0.00053	0.0015	mg/kg		8260B	05/27/09	1
1,1-Dichloroethene	U	0.00074	0.0015	mg/kg		8260B	05/27/09	1
cis-1,2-Dichloroethene	U	0.00072	0.0015	mg/kg		8260B	05/27/09	1
trans-1,2-Dichloroethene	U	0.00068	0.0015	mg/kg		8260B	05/27/09	1

Results listed are dry weight basis.

U = ND (Not Detected)

MDL = Minimum Detection Limit = LOD

RDL = Reported Detection Limit = LOQ = PQL = EQL

Note:

This report shall not be reproduced, except in full, without the written approval from ESC.

The reported analytical results relate only to the sample submitted

Reported: 06/17/09 17:22 Revised: 06/30/09 10:40

L404245-02 (SV8270BNA) - Dilution due to matrix



**ENVIRONMENTAL
SCIENCE CORP.**

12065 Lebanon Rd.
Mt. Juliet, TN 37122
(615) 758-5858
1-800-767-5859
Fax (615) 758-5859

Tax I.D. 62-0814289

Est. 1970

REPORT OF ANALYSIS

Chris Kramer
SLR International Corp. - West Linn
1800 Blankenship Road, Suite 440
West Linn, OR 97068

June 30, 2009

Date Received : May 23, 2009
Description : Nord Door Project - Everett, WA
Sample ID : GP-311-3.5FT
Collected By : CK
Collection Date : 05/22/09 10:45

ESC Sample # : L404245-02
Site ID :
Project # : 008.022.0001

Parameter	Dry Result	MDL	RDL	Units	Q	Method	Date	Dil.
1,2-Dichloropropane	U	0.00075	0.0015	mg/kg		8260B	05/27/09	1
cis-1,3-Dichloropropene	U	0.00026	0.0015	mg/kg		8260B	05/27/09	1
trans-1,3-Dichloropropene	U	0.00036	0.0015	mg/kg		8260B	05/27/09	1
Ethylbenzene	U	0.00023	0.0015	mg/kg		8260B	05/27/09	1
2-Hexanone	U	0.00036	0.0015	mg/kg		8260B	05/27/09	1
Isopropylbenzene	U	0.00021	0.0015	mg/kg		8260B	05/27/09	1
4-Methyl-2-pentanone (MIBK)	U	0.0014	0.015	mg/kg		8260B	05/27/09	1
Methyl tert-butyl ether	U	0.00028	0.0015	mg/kg		8260B	05/27/09	1
Methylene Chloride	U	0.00060	0.0075	mg/kg		8260B	05/27/09	1
Styrene	U	0.00020	0.0015	mg/kg		8260B	05/27/09	1
1,1,2,2-Tetrachloroethane	U	0.00033	0.0015	mg/kg		8260B	05/27/09	1
Tetrachloroethene	U	0.00023	0.0015	mg/kg		8260B	05/27/09	1
Toluene	U	0.0012	0.0075	mg/kg		8260B	05/27/09	1
1,1,2-Trichloro-1,2,2-trifluoro	U	0.00025	0.0015	mg/kg		8260B	05/27/09	1
1,2,3-Trichlorobenzene	U	0.00023	0.0015	mg/kg		8260B	05/27/09	1
1,2,4-Trichlorobenzene	U	0.00025	0.0015	mg/kg		8260B	05/27/09	1
1,1,1-Trichloroethane	U	0.00052	0.0015	mg/kg		8260B	05/27/09	1
1,1,2-Trichloroethane	U	0.00046	0.0015	mg/kg		8260B	05/27/09	1
Trichloroethene	U	0.00034	0.0015	mg/kg		8260B	05/27/09	1
Trichlorofluoromethane	U	0.00027	0.0075	mg/kg		8260B	05/27/09	1
Vinyl chloride	U	0.00029	0.0015	mg/kg		8260B	05/27/09	1
Xylenes, Total	U	0.00046	0.0045	mg/kg		8260B	05/27/09	1
Cyclohexane	U	0.00033	0.0015	mg/kg	Q	8260B	06/20/09	1
1,4-Dioxane	U	0.033	0.15	mg/kg	Q	8260B	06/20/09	1
Methyl Acetate	U	0.0066	0.030	mg/kg	Q	8260B	06/20/09	1
Methyl Cyclohexane	U	0.00033	0.0015	mg/kg	Q	8260B	06/20/09	1
Surrogate Recovery								
Toluene-d8	99.9			% Rec.		8260B	05/27/09	1
Dibromofluoromethane	92.4			% Rec.		8260B	05/27/09	1
4-Bromofluorobenzene	90.8			% Rec.		8260B	05/27/09	1
Diesel Range Organics (DRO)	14.	1.3	6.0	mg/kg		NWTPHDX	06/08/09	1
Residual Range Organics (RRO)	91.	3.3	15.	mg/kg		NWTPHDX	06/08/09	1
Surrogate Recovery								
o-Terphenyl	57.4			% Rec.		NWTPHDX	06/08/09	1
Gasoline Range (C7-C10)	U	1.3	6.0	mg/kg		NWTPH-HC	05/28/09	1
Mineral Spirits	U	1.3	6.0	mg/kg		NWTPH-HC	05/28/09	1
Kerosene (C9-C16)	U	1.3	6.0	mg/kg		NWTPH-HC	05/28/09	1
Diesel (C7-C26)	11.	1.3	6.0	mg/kg		NWTPH-HC	05/28/09	1
#6 Fuel Oil (C10-C32)	U	1.3	6.0	mg/kg		NWTPH-HC	05/28/09	1
Hydraulic Fluid (C12-C33)	U	1.3	6.0	mg/kg		NWTPH-HC	05/28/09	1
Motor Oil (C16-C40)	110	3.3	15.	mg/kg		NWTPH-HC	05/28/09	1

Results listed are dry weight basis.

U = ND (Not Detected)

MDL = Minimum Detection Limit = LOD

RDL = Reported Detection Limit = LOQ = PQL = EQL

Note:

This report shall not be reproduced, except in full, without the written approval from ESC.

The reported analytical results relate only to the sample submitted

Reported: 06/17/09 17:22 Revised: 06/30/09 10:40

L404245-02 (SV8270BNA) - Dilution due to matrix



**ENVIRONMENTAL
SCIENCE CORP.**

12065 Lebanon Rd.
Mt. Juliet, TN 37122
(615) 758-5858
1-800-767-5859
Fax (615) 758-5859

Tax I.D. 62-0814289

Est. 1970

REPORT OF ANALYSIS

Chris Kramer
SLR International Corp. - West Linn
1800 Blankenship Road, Suite 440
West Linn, OR 97068

June 30, 2009

Date Received : May 23, 2009
Description : Nord Door Project - Everett, WA
Sample ID : GP-311-3.5FT
Collected By : CK
Collection Date : 05/22/09 10:45

ESC Sample # : L404245-02
Site ID :
Project # : 008.022.0001

Parameter	Dry Result	MDL	RDL	Units	Q	Method	Date	Dil.
Surrogate recovery(%) o-Terphenyl	54.2			% Rec.		NWTPH-HC	05/28/09	1
Polychlorinated Biphenyls								
PCB 1016	U	0.0020	0.025	mg/kg		8082	05/28/09	1
PCB 1221	U	0.0049	0.025	mg/kg		8082	05/28/09	1
PCB 1232	U	0.0072	0.025	mg/kg		8082	05/28/09	1
PCB 1242	U	0.0049	0.025	mg/kg		8082	05/28/09	1
PCB 1248	U	0.0027	0.025	mg/kg		8082	05/28/09	1
PCB 1254	U	0.0050	0.025	mg/kg		8082	05/28/09	1
PCB 1260	U	0.0028	0.025	mg/kg		8082	05/28/09	1
PCBs Surrogates								
Decachlorobiphenyl	77.0			% Rec.		8082	05/28/09	1
Tetrachloro-m-xylene	85.9			% Rec.		8082	05/28/09	1
Base/Neutral Extractables								
Acenaphthylene	U	0.57	0.99	mg/kg	0	8270C	05/29/09	20
Acetophenone	U	0.22	0.99	mg/kg	0	8270C	05/29/09	20
Atrazine	U	2.2	9.9	mg/kg	0	8270C	05/29/09	20
Benzaldehyde	U	2.2	9.9	mg/kg	0	8270C	05/29/09	20
Biphenyl	U	2.2	9.9	mg/kg	0	8270C	05/29/09	20
Bis(2-chlorethoxy)methane	U	0.64	9.9	mg/kg	0	8270C	05/29/09	20
Bis(2-chloroethyl)ether	U	0.57	9.9	mg/kg	0	8270C	05/29/09	20
Bis(2-chloroisopropyl)ether	U	0.66	9.9	mg/kg	0	8270C	05/29/09	20
4-Bromophenyl-phenylether	U	0.44	9.9	mg/kg	0	8270C	05/29/09	20
2-Chloronaphthalene	U	0.51	9.9	mg/kg	0	8270C	05/29/09	20
4-Chlorophenyl-phenylether	U	0.50	9.9	mg/kg	0	8270C	05/29/09	20
3,3-Dichlorobenzidine	U	0.61	9.9	mg/kg	0	8270C	05/29/09	20
2,4-Dinitrotoluene	U	0.49	9.9	mg/kg	0	8270C	05/29/09	20
2,6-Dinitrotoluene	U	0.46	9.9	mg/kg	0	8270C	05/29/09	20
Hexachlorobenzene	U	0.49	9.9	mg/kg	0	8270C	05/29/09	20
Hexachloro-1,3-butadiene	U	0.65	9.9	mg/kg	0	8270C	05/29/09	20
Hexachlorocyclopentadiene	U	0.70	9.9	mg/kg	0	8270C	05/29/09	20
Hexachloroethane	U	0.66	9.9	mg/kg	0	8270C	05/29/09	20
Isophorone	U	0.76	9.9	mg/kg	0	8270C	05/29/09	20
2-Methylnaphthalene	U	0.52	9.9	mg/kg	0	8270C	05/29/09	20
2-Methylphenol	U	0.66	9.9	mg/kg	0	8270C	05/29/09	20
3&4-Methyl Phenol	U	0.66	9.9	mg/kg	0	8270C	05/29/09	20
2-Nitroaniline	U	0.41	9.9	mg/kg	0	8270C	05/29/09	20
3-Nitroaniline	U	1.3	9.9	mg/kg	0	8270C	05/29/09	20
4-Nitroaniline	U	0.76	9.9	mg/kg	0	8270C	05/29/09	20
Nitrobenzene	U	0.55	9.9	mg/kg	0	8270C	05/29/09	20
n-Nitrosodiphenylamine	U	0.69	9.9	mg/kg	0	8270C	05/29/09	20

Results listed are dry weight basis.

U = ND (Not Detected)

MDL = Minimum Detection Limit = LOD

RDL = Reported Detection Limit = LOQ = PQL = EQL

Note:

This report shall not be reproduced, except in full, without the written approval from ESC.

The reported analytical results relate only to the sample submitted

Reported: 06/17/09 17:22 Revised: 06/30/09 10:40

L404245-02 (SV8270BNA) - Dilution due to matrix



**ENVIRONMENTAL
SCIENCE CORP.**

12065 Lebanon Rd.
Mt. Juliet, TN 37122
(615) 758-5858
1-800-767-5859
Fax (615) 758-5859

Tax I.D. 62-0814289

Est. 1970

REPORT OF ANALYSIS

Chris Kramer
SLR International Corp. - West Linn
1800 Blankenship Road, Suite 440
West Linn, OR 97068

June 30, 2009

Date Received : May 23, 2009
Description : Nord Door Project - Everett, WA
Sample ID : GP-311-3.5FT
Collected By : CK
Collection Date : 05/22/09 10:45

ESC Sample # : L404245-02

Site ID :

Project # : 008.022.0001

Parameter	Dry Result	MDL	RDL	Units	Q	Method	Date	Dil.
n-Nitrosodi-n-propylamine	U	0.66	9.9	mg/kg	0	8270C	05/29/09	20
Benzylbutyl phthalate	U	0.76	9.9	mg/kg	0	8270C	05/29/09	20
Caprolactam	U	2.2	9.9	mg/kg	0	8270C	05/29/09	20
Carbazole	U	0.57	9.9	mg/kg	0	8270C	05/29/09	20
Bis(2-ethylhexyl)phthalate	U	1.2	9.9	mg/kg	0	8270C	05/29/09	20
4-Chloroaniline	U	0.72	9.9	mg/kg	0	8270C	05/29/09	20
Di-n-butyl phthalate	U	0.54	9.9	mg/kg	0	8270C	05/29/09	20
Dibenzofuran	U	0.43	9.9	mg/kg	0	8270C	05/29/09	20
Diethyl phthalate	U	0.81	9.9	mg/kg	0	8270C	05/29/09	20
Dimethyl phthalate	U	0.52	9.9	mg/kg	0	8270C	05/29/09	20
Di-n-octyl phthalate	U	0.72	9.9	mg/kg	0	8270C	05/29/09	20
Acid Extractables								
4-Chloro-3-methylphenol	U	0.67	9.9	mg/kg	0	8270C	05/29/09	20
2-Chlorophenol	U	0.62	9.9	mg/kg	0	8270C	05/29/09	20
2,4-Dichlorophenol	U	0.49	9.9	mg/kg	0	8270C	05/29/09	20
2,4-Dimethylphenol	U	0.76	9.9	mg/kg	J40	8270C	05/29/09	20
4,6-Dinitro-2-methylphenol	U	0.79	9.9	mg/kg	0	8270C	05/29/09	20
2,4-Dinitrophenol	U	0.82	9.9	mg/kg	0	8270C	05/29/09	20
2-Nitrophenol	U	0.55	9.9	mg/kg	0	8270C	05/29/09	20
4-Nitrophenol	U	0.53	9.9	mg/kg	0	8270C	05/29/09	20
Pentachlorophenol	U	0.62	9.9	mg/kg	0	8270C	05/29/09	20
Phenol	U	0.58	9.9	mg/kg	0	8270C	05/29/09	20
1,2,4,5-Tetrachlorobenzene	U	0.33	1.5	mg/kg	0	8270C	05/29/09	20
2,4,5-Trichlorophenol	U	0.60	9.9	mg/kg	0	8270C	05/29/09	20
2,4,6-Trichlorophenol	U	0.56	9.9	mg/kg	0	8270C	05/29/09	20
2,3,4,6-Tetrachlorophenol	U	0.016	0.075	mg/kg	0	8270C	06/16/09	1
Benzo(a)anthracene	U	0.64	9.9	mg/kg	0	8270C	05/29/09	20
Benzo(a)pyrene	U	0.54	9.9	mg/kg	0	8270C	05/29/09	20
Benzo(b)fluoranthene	U	0.60	9.9	mg/kg	0	8270C	05/29/09	20
Benzo(k)fluoranthene	U	0.62	9.9	mg/kg	0	8270C	05/29/09	20
Chrysene	U	0.71	9.9	mg/kg	0	8270C	05/29/09	20
Dibenz(a,h)anthracene	U	0.56	9.9	mg/kg	0	8270C	05/29/09	20
Indeno(1,2,3-cd)pyrene	U	0.59	9.9	mg/kg	0	8270C	05/29/09	20
Acenaphthene	U	0.47	9.9	mg/kg	0	8270C	05/29/09	20
Anthracene	U	0.46	9.9	mg/kg	0	8270C	05/29/09	20
Benzo(g,h,i)perylene	U	0.58	9.9	mg/kg	0	8270C	05/29/09	20
Fluoranthene	U	0.48	9.9	mg/kg	0	8270C	05/29/09	20
Fluorene	U	0.45	9.9	mg/kg	0	8270C	05/29/09	20
Naphthalene	U	0.52	9.9	mg/kg	0	8270C	05/29/09	20
Phenanthrene	U	0.50	9.9	mg/kg	0	8270C	05/29/09	20
Pyrene	U	0.71	9.9	mg/kg	0	8270C	05/29/09	20
Surrogate Recovery								
Nitrobenzene-d5	0.00			% Rec.	J7	8270C	05/29/09	20

Results listed are dry weight basis.

U = ND (Not Detected)

MDL = Minimum Detection Limit = LOD

RDL = Reported Detection Limit = LOQ = PQL = EQL

Note:

This report shall not be reproduced, except in full, without the written approval from ESC.

The reported analytical results relate only to the sample submitted

Reported: 06/17/09 17:22 Revised: 06/30/09 10:40

L404245-02 (SV8270BNA) - Dilution due to matrix



ENVIRONMENTAL
SCIENCE CORP.

12065 Lebanon Rd.
Mt. Juliet, TN 37122
(615) 758-5858
1-800-767-5859
Fax (615) 758-5859

Tax I.D. 62-0814289

Est. 1970

REPORT OF ANALYSIS

Chris Kramer
SLR International Corp. - West Linn
1800 Blankenship Road, Suite 440
West Linn, OR 97068

June 30, 2009

Date Received : May 23, 2009
Description : Nord Door Project - Everett, WA
Sample ID : GP-311-3.5FT
Collected By : CK
Collection Date : 05/22/09 10:45

ESC Sample # : L404245-02
Site ID :
Project # : 008.022.0001

Parameter	Dry Result	MDL	RDL	Units	Q	Method	Date	Dil.
2-Fluorobiphenyl	0.00			% Rec.	J7	8270C	05/29/09	20
p-Terphenyl-d14	0.00			% Rec.	J7	8270C	05/29/09	20
Phenol-d5	0.00			% Rec.	J7	8270C	05/29/09	20
2-Fluorophenol	0.00			% Rec.	J7	8270C	05/29/09	20
2,4,6-Tribromophenol	0.00			% Rec.	J7	8270C	05/29/09	20

Results listed are dry weight basis.

U = ND (Not Detected)

MDL = Minimum Detection Limit = LOD

RDL = Reported Detection Limit = LOQ = PQL = EQL

Note:

This report shall not be reproduced, except in full, without the written approval from ESC.

The reported analytical results relate only to the sample submitted

Reported: 06/17/09 17:22 Revised: 06/30/09 10:40

L404245-02 (SV8270BNA) - Dilution due to matrix



**ENVIRONMENTAL
SCIENCE CORP.**

12065 Lebanon Rd.
Mt. Juliet, TN 37122
(615) 758-5858
1-800-767-5859
Fax (615) 758-5859

Tax I.D. 62-0814289

Est. 1970

REPORT OF ANALYSIS

Chris Kramer
SLR International Corp. - West Linn
1800 Blankenship Road, Suite 440
West Linn, OR 97068

June 30, 2009

Date Received : May 23, 2009
Description : Nord Door Project - Everett, WA
Sample ID : GP-335-9.5FT
Collected By : CK
Collection Date : 05/22/09 08:15

ESC Sample # : L404245-03
Site ID :
Project # : 008.022.0001

Parameter	Dry Result	MDL	RDL	Units	Q	Method	Date	Dil.
Total Solids	83.8			%		2540G	05/29/09	1
Mercury	0.019	0.0025	0.024	mg/kg	J	7471	05/26/09	1
Antimony	4.0	0.52	1.2	mg/kg		6010B	06/02/09	1
Arsenic	U	0.27	1.2	mg/kg		6010B	05/30/09	1
Beryllium	U	0.38	1.2	mg/kg	O	6010B	05/31/09	10
Cadmium	0.35	0.037	0.30	mg/kg		6010B	05/30/09	1
Chromium	31.	0.098	0.60	mg/kg		6010B	05/30/09	1
Copper	32.	0.30	1.2	mg/kg		6010B	05/30/09	1
Lead	6.1	0.096	0.30	mg/kg		6010B	05/30/09	1
Nickel	100	0.49	1.2	mg/kg		6010B	05/30/09	1
Selenium	U	1.6	6.0	mg/kg	O	6010B	05/31/09	5
Silver	0.91	0.16	0.60	mg/kg		6010B	05/30/09	1
Thallium	8.8	0.30	1.2	mg/kg		6010B	05/30/09	1
Zinc	40.	0.44	1.8	mg/kg		6010B	05/30/09	1
Volatile Organics								
Acetone	U	0.017	0.060	mg/kg		8260B	05/27/09	1
Benzene	U	0.00032	0.0012	mg/kg		8260B	05/27/09	1
Bromochloromethane	U	0.00045	0.0012	mg/kg		8260B	05/27/09	1
Bromodichloromethane	U	0.00039	0.0012	mg/kg		8260B	05/27/09	1
Bromoform	U	0.00058	0.0012	mg/kg		8260B	05/27/09	1
Bromomethane	U	0.0013	0.0060	mg/kg		8260B	05/27/09	1
2-Butanone (MEK)	U	0.0027	0.012	mg/kg		8260B	05/27/09	1
Carbon disulfide	U	0.00033	0.0012	mg/kg		8260B	05/27/09	1
Carbon tetrachloride	U	0.00032	0.0012	mg/kg		8260B	05/27/09	1
Chlorobenzene	U	0.00025	0.0012	mg/kg		8260B	05/27/09	1
Chloroethane	U	0.00059	0.0060	mg/kg		8260B	05/27/09	1
Chloroform	U	0.00041	0.0060	mg/kg		8260B	05/27/09	1
Chloromethane	U	0.00056	0.0012	mg/kg		8260B	05/27/09	1
1,2-Dibromo-3-Chloropropane	U	0.0012	0.0060	mg/kg		8260B	05/27/09	1
Chlorodibromomethane	U	0.00023	0.0012	mg/kg		8260B	05/27/09	1
1,2-Dibromoethane	U	0.00032	0.0012	mg/kg		8260B	05/27/09	1
1,2-Dichlorobenzene	U	0.00024	0.0012	mg/kg		8260B	05/27/09	1
1,3-Dichlorobenzene	U	0.00038	0.0012	mg/kg		8260B	05/27/09	1
1,4-Dichlorobenzene	U	0.00022	0.0012	mg/kg		8260B	05/27/09	1
Dichlorodifluoromethane	U	0.00032	0.0060	mg/kg		8260B	05/27/09	1
1,1-Dichloroethane	U	0.00026	0.0012	mg/kg		8260B	05/27/09	1
1,2-Dichloroethane	U	0.00053	0.0012	mg/kg		8260B	05/27/09	1
1,1-Dichloroethene	U	0.00074	0.0012	mg/kg		8260B	05/27/09	1
cis-1,2-Dichloroethene	U	0.00072	0.0012	mg/kg		8260B	05/27/09	1
trans-1,2-Dichloroethene	0.0010	0.00068	0.0012	mg/kg	J	8260B	05/27/09	1

Results listed are dry weight basis.

U = ND (Not Detected)

MDL = Minimum Detection Limit = LOD

RDL = Reported Detection Limit = LOQ = PQL = EQL

Note:

This report shall not be reproduced, except in full, without the written approval from ESC.

The reported analytical results relate only to the sample submitted

Reported: 06/17/09 17:22 Revised: 06/30/09 10:41



**ENVIRONMENTAL
SCIENCE CORP.**

12065 Lebanon Rd.
Mt. Juliet, TN 37122
(615) 758-5858
1-800-767-5859
Fax (615) 758-5859

Tax I.D. 62-0814289

Est. 1970

REPORT OF ANALYSIS

Chris Kramer
SLR International Corp. - West Linn
1800 Blankenship Road, Suite 440
West Linn, OR 97068

June 30, 2009

Date Received : May 23, 2009
Description : Nord Door Project - Everett, WA
Sample ID : GP-335-9.5FT
Collected By : CK
Collection Date : 05/22/09 08:15

ESC Sample # : L404245-03
Site ID :
Project # : 008.022.0001

Parameter	Dry Result	MDL	RDL	Units	Q	Method	Date	Dil.
1,2-Dichloropropane	U	0.00075	0.0012	mg/kg		8260B	05/27/09	1
cis-1,3-Dichloropropene	U	0.00026	0.0012	mg/kg		8260B	05/27/09	1
trans-1,3-Dichloropropene	U	0.00036	0.0012	mg/kg		8260B	05/27/09	1
Ethylbenzene	U	0.00023	0.0012	mg/kg		8260B	05/27/09	1
2-Hexanone	U	0.00036	0.0012	mg/kg		8260B	05/27/09	1
Isopropylbenzene	U	0.00021	0.0012	mg/kg		8260B	05/27/09	1
4-Methyl-2-pentanone (MIBK)	U	0.0014	0.012	mg/kg		8260B	05/27/09	1
Methyl tert-butyl ether	U	0.00028	0.0012	mg/kg		8260B	05/27/09	1
Methylene Chloride	U	0.00060	0.0060	mg/kg		8260B	05/27/09	1
Styrene	U	0.00020	0.0012	mg/kg		8260B	05/27/09	1
1,1,2,2-Tetrachloroethane	U	0.00033	0.0012	mg/kg		8260B	05/27/09	1
Tetrachloroethene	0.00098	0.00023	0.0012	mg/kg	J	8260B	05/27/09	1
Toluene	U	0.0012	0.0060	mg/kg		8260B	05/27/09	1
1,1,2-Trichloro-1,2,2-trifluoro	U	0.00025	0.0012	mg/kg		8260B	05/27/09	1
1,2,3-Trichlorobenzene	U	0.00023	0.0012	mg/kg		8260B	05/27/09	1
1,2,4-Trichlorobenzene	U	0.00025	0.0012	mg/kg		8260B	05/27/09	1
1,1,1-Trichloroethane	U	0.00052	0.0012	mg/kg		8260B	05/27/09	1
1,1,2-Trichloroethane	U	0.00046	0.0012	mg/kg		8260B	05/27/09	1
Trichloroethene	0.0020	0.00034	0.0012	mg/kg		8260B	05/27/09	1
Trichlorofluoromethane	U	0.00027	0.0060	mg/kg		8260B	05/27/09	1
Vinyl chloride	U	0.00029	0.0012	mg/kg		8260B	05/27/09	1
Xylenes, Total	U	0.00046	0.0036	mg/kg		8260B	05/27/09	1
Cyclohexane	U	0.00033	0.0012	mg/kg	Q	8260B	06/20/09	1
1,4-Dioxane	U	0.033	0.12	mg/kg	Q	8260B	06/20/09	1
Methyl Acetate	U	0.0066	0.024	mg/kg	Q	8260B	06/20/09	1
Methyl Cyclohexane	U	0.00033	0.0012	mg/kg	Q	8260B	06/20/09	1
Surrogate Recovery								
Toluene-d8	96.6			% Rec.		8260B	05/27/09	1
Dibromofluoromethane	102.			% Rec.		8260B	05/27/09	1
4-Bromofluorobenzene	103.			% Rec.		8260B	05/27/09	1
Gasoline Range (C7-C10)	U	1.3	4.8	mg/kg		NWTPH-HC	05/28/09	1
Mineral Spirits	U	1.3	4.8	mg/kg		NWTPH-HC	05/28/09	1
Kerosene (C9-C16)	U	1.3	4.8	mg/kg		NWTPH-HC	05/28/09	1
Diesel (C7-C26)	U	1.3	4.8	mg/kg		NWTPH-HC	05/28/09	1
#6 Fuel Oil (C10-C32)	U	1.3	4.8	mg/kg		NWTPH-HC	05/28/09	1
Hydraulic Fluid (C12-C33)	U	1.3	4.8	mg/kg		NWTPH-HC	05/28/09	1
Motor Oil (C16-C40)	U	3.3	12.	mg/kg		NWTPH-HC	05/28/09	1
Surrogate recovery(%)								
o-Terphenyl	90.5			% Rec.		NWTPH-HC	05/28/09	1
Polychlorinated Biphenyls								
PCB 1016	U	0.0020	0.020	mg/kg		8082	05/28/09	1

Results listed are dry weight basis.

U = ND (Not Detected)

MDL = Minimum Detection Limit = LOD

RDL = Reported Detection Limit = LOQ = PQL = EQL

Note:

This report shall not be reproduced, except in full, without the written approval from ESC.

The reported analytical results relate only to the sample submitted

Reported: 06/17/09 17:22 Revised: 06/30/09 10:41



**ENVIRONMENTAL
SCIENCE CORP.**

12065 Lebanon Rd.
Mt. Juliet, TN 37122
(615) 758-5858
1-800-767-5859
Fax (615) 758-5859

Tax I.D. 62-0814289

Est. 1970

REPORT OF ANALYSIS

Chris Kramer
SLR International Corp. - West Linn
1800 Blankenship Road, Suite 440
West Linn, OR 97068

June 30, 2009

Date Received : May 23, 2009
Description : Nord Door Project - Everett, WA
Sample ID : GP-335-9.5FT
Collected By : CK
Collection Date : 05/22/09 08:15

ESC Sample # : L404245-03

Site ID :

Project # : 008.022.0001

Parameter	Dry Result	MDL	RDL	Units	Q	Method	Date	Dil.
PCB 1221	U	0.0049	0.020	mg/kg		8082	05/28/09	1
PCB 1232	U	0.0072	0.020	mg/kg		8082	05/28/09	1
PCB 1242	U	0.0049	0.020	mg/kg		8082	05/28/09	1
PCB 1248	U	0.0027	0.020	mg/kg		8082	05/28/09	1
PCB 1254	U	0.0050	0.020	mg/kg		8082	05/28/09	1
PCB 1260	U	0.0028	0.020	mg/kg		8082	05/28/09	1
PCBs Surrogates								
Decachlorobiphenyl	67.5			% Rec.		8082	05/28/09	1
Tetrachloro-m-xylene	80.6			% Rec.		8082	05/28/09	1
Base/Neutral Extractables								
Acenaphthylene	U	0.028	0.039	mg/kg		8270C	05/27/09	1
Acetophenone	U	0.011	0.039	mg/kg		8270C	05/27/09	1
Atrazine	U	0.11	0.39	mg/kg		8270C	05/27/09	1
Benzaldehyde	U	0.11	0.39	mg/kg		8270C	05/27/09	1
Biphenyl	U	0.11	0.39	mg/kg		8270C	05/27/09	1
Bis(2-chlorethoxy)methane	U	0.032	0.39	mg/kg		8270C	05/27/09	1
Bis(2-chloroethyl)ether	U	0.028	0.39	mg/kg		8270C	05/27/09	1
Bis(2-chloroisopropyl)ether	U	0.033	0.39	mg/kg		8270C	05/27/09	1
4-Bromophenyl-phenylether	U	0.022	0.39	mg/kg		8270C	05/27/09	1
2-Chloronaphthalene	U	0.026	0.39	mg/kg		8270C	05/27/09	1
4-Chlorophenyl-phenylether	U	0.025	0.39	mg/kg		8270C	05/27/09	1
3,3-Dichlorobenzidine	U	0.031	0.39	mg/kg		8270C	05/27/09	1
2,4-Dinitrotoluene	U	0.025	0.39	mg/kg		8270C	05/27/09	1
2,6-Dinitrotoluene	U	0.023	0.39	mg/kg		8270C	05/27/09	1
Hexachlorobenzene	U	0.025	0.39	mg/kg		8270C	05/27/09	1
Hexachloro-1,3-butadiene	U	0.032	0.39	mg/kg		8270C	05/27/09	1
Hexachlorocyclopentadiene	U	0.035	0.39	mg/kg		8270C	05/27/09	1
Hexachloroethane	U	0.033	0.39	mg/kg		8270C	05/27/09	1
Isophorone	U	0.038	0.39	mg/kg		8270C	05/27/09	1
2-Methylnaphthalene	U	0.026	0.39	mg/kg		8270C	05/27/09	1
2-Methylphenol	U	0.033	0.39	mg/kg		8270C	05/27/09	1
3&4-Methyl Phenol	U	0.033	0.39	mg/kg		8270C	05/27/09	1
2-Nitroaniline	U	0.021	0.39	mg/kg		8270C	05/27/09	1
3-Nitroaniline	U	0.065	0.39	mg/kg		8270C	05/27/09	1
4-Nitroaniline	U	0.038	0.39	mg/kg		8270C	05/27/09	1
Nitrobenzene	U	0.028	0.39	mg/kg		8270C	05/27/09	1
n-Nitrosodiphenylamine	U	0.034	0.39	mg/kg		8270C	05/27/09	1
n-Nitrosodi-n-propylamine	U	0.033	0.39	mg/kg		8270C	05/27/09	1
Benzylbutyl phthalate	U	0.038	0.39	mg/kg		8270C	05/27/09	1
Caprolactam	U	0.11	0.39	mg/kg		8270C	05/27/09	1
Carbazole	U	0.029	0.39	mg/kg		8270C	05/27/09	1
Bis(2-ethylhexyl)phthalate	U	0.060	0.39	mg/kg		8270C	05/27/09	1

Results listed are dry weight basis.

U = ND (Not Detected)

MDL = Minimum Detection Limit = LOD

RDL = Reported Detection Limit = LOQ = PQL = EQL

Note:

This report shall not be reproduced, except in full, without the written approval from ESC.

The reported analytical results relate only to the sample submitted

Reported: 06/17/09 17:22 Revised: 06/30/09 10:41



**ENVIRONMENTAL
SCIENCE CORP.**

12065 Lebanon Rd.
Mt. Juliet, TN 37122
(615) 758-5858
1-800-767-5859
Fax (615) 758-5859

Tax I.D. 62-0814289

Est. 1970

REPORT OF ANALYSIS

Chris Kramer
SLR International Corp. - West Linn
1800 Blankenship Road, Suite 440
West Linn, OR 97068

June 30, 2009

Date Received : May 23, 2009
Description : Nord Door Project - Everett, WA
Sample ID : GP-335-9.5FT
Collected By : CK
Collection Date : 05/22/09 08:15

ESC Sample # : L404245-03
Site ID :
Project # : 008.022.0001

Parameter	Dry Result	MDL	RDL	Units	Q	Method	Date	Dil.
4-Chloroaniline	U	0.036	0.39	mg/kg		8270C	05/27/09	1
Di-n-butyl phthalate	U	0.027	0.39	mg/kg		8270C	05/27/09	1
Dibenzofuran	U	0.022	0.39	mg/kg		8270C	05/27/09	1
Diethyl phthalate	U	0.040	0.39	mg/kg		8270C	05/27/09	1
Dimethyl phthalate	U	0.026	0.39	mg/kg		8270C	05/27/09	1
Di-n-octyl phthalate	U	0.036	0.39	mg/kg		8270C	05/27/09	1
Acid Extractables								
4-Chloro-3-methylphenol	U	0.034	0.39	mg/kg		8270C	05/27/09	1
2-Chlorophenol	U	0.031	0.39	mg/kg		8270C	05/27/09	1
2,4-Dichlorophenol	U	0.024	0.39	mg/kg		8270C	05/27/09	1
2,4-Dimethylphenol	U	0.038	0.39	mg/kg	J4	8270C	05/27/09	1
4,6-Dinitro-2-methylphenol	U	0.040	0.39	mg/kg		8270C	05/27/09	1
2,4-Dinitrophenol	U	0.041	0.39	mg/kg		8270C	05/27/09	1
2-Nitrophenol	U	0.027	0.39	mg/kg		8270C	05/27/09	1
4-Nitrophenol	U	0.027	0.39	mg/kg		8270C	05/27/09	1
Pentachlorophenol	U	0.031	0.39	mg/kg		8270C	05/27/09	1
Phenol	U	0.029	0.39	mg/kg		8270C	05/27/09	1
1,2,4,5-Tetrachlorobenzene	U	0.016	0.060	mg/kg		8270C	05/27/09	1
2,4,5-Trichlorophenol	U	0.030	0.39	mg/kg		8270C	05/27/09	1
2,4,6-Trichlorophenol	U	0.028	0.39	mg/kg		8270C	05/27/09	1
2,3,4,6-Tetrachlorophenol	U	0.016	0.060	mg/kg	Q	8270C	06/22/09	1
Benzo(a)anthracene	U	0.032	0.39	mg/kg		8270C	05/27/09	1
Benzo(a)pyrene	U	0.027	0.39	mg/kg		8270C	05/27/09	1
Benzo(b)fluoranthene	U	0.030	0.39	mg/kg		8270C	05/27/09	1
Benzo(k)fluoranthene	U	0.031	0.39	mg/kg		8270C	05/27/09	1
Chrysene	U	0.035	0.39	mg/kg		8270C	05/27/09	1
Dibenz(a,h)anthracene	U	0.028	0.39	mg/kg		8270C	05/27/09	1
Indeno(1,2,3-cd)pyrene	U	0.029	0.39	mg/kg		8270C	05/27/09	1
Acenaphthene	U	0.024	0.39	mg/kg		8270C	05/27/09	1
Anthracene	U	0.023	0.39	mg/kg		8270C	05/27/09	1
Benzo(g,h,i)perylene	U	0.029	0.39	mg/kg		8270C	05/27/09	1
Fluoranthene	U	0.024	0.39	mg/kg		8270C	05/27/09	1
Fluorene	U	0.023	0.39	mg/kg		8270C	05/27/09	1
Naphthalene	U	0.026	0.39	mg/kg		8270C	05/27/09	1
Phenanthrene	U	0.025	0.39	mg/kg		8270C	05/27/09	1
Pyrene	U	0.036	0.39	mg/kg		8270C	05/27/09	1
Surrogate Recovery								
Nitrobenzene-d5	61.4			% Rec.		8270C	05/27/09	1
Nitrobenzene-d5	59.8			% Rec.		8270C	05/27/09	1
2-Fluorobiphenyl	66.6			% Rec.		8270C	05/27/09	1
2-Fluorobiphenyl	80.9			% Rec.		8270C	05/27/09	1
p-Terphenyl-d14	88.3			% Rec.		8270C	05/27/09	1
p-Terphenyl-d14	91.5			% Rec.		8270C	05/27/09	1

Results listed are dry weight basis.

U = ND (Not Detected)

MDL = Minimum Detection Limit = LOD

RDL = Reported Detection Limit = LOQ = PQL = EQL

Note:

This report shall not be reproduced, except in full, without the written approval from ESC.

The reported analytical results relate only to the sample submitted

Reported: 06/17/09 17:22 Revised: 06/30/09 10:41



**ENVIRONMENTAL
SCIENCE CORP.**

12065 Lebanon Rd.
Mt. Juliet, TN 37122
(615) 758-5858
1-800-767-5859
Fax (615) 758-5859

Tax I.D. 62-0814289

Est. 1970

REPORT OF ANALYSIS

Chris Kramer
SLR International Corp. - West Linn
1800 Blankenship Road, Suite 440
West Linn, OR 97068

June 30, 2009

Date Received : May 23, 2009
Description : Nord Door Project - Everett, WA
Sample ID : GP-335-9.5FT
Collected By : CK
Collection Date : 05/22/09 08:15

ESC Sample # : L404245-03

Site ID :

Project # : 008.022.0001

Parameter	Dry Result	MDL	RDL	Units	Q	Method	Date	Dil.
Phenol-d5	68.3			% Rec.		8270C	05/27/09	1
Phenol-d5	70.6			% Rec.		8270C	05/27/09	1
2-Fluorophenol	72.9			% Rec.		8270C	05/27/09	1
2-Fluorophenol	68.8			% Rec.		8270C	05/27/09	1
2,4,6-Tribromophenol	72.2			% Rec.		8270C	05/27/09	1
2,4,6-Tribromophenol	89.7			% Rec.		8270C	05/27/09	1

Results listed are dry weight basis.

U = ND (Not Detected)

MDL = Minimum Detection Limit = LOD

RDL = Reported Detection Limit = LOQ = PQL = EQL

Note:

This report shall not be reproduced, except in full, without the written approval from ESC.

The reported analytical results relate only to the sample submitted

Reported: 06/17/09 17:22 Revised: 06/30/09 10:41



**ENVIRONMENTAL
SCIENCE CORP.**

12065 Lebanon Rd.
Mt. Juliet, TN 37122
(615) 758-5858
1-800-767-5859
Fax (615) 758-5859

Tax I.D. 62-0814289

Est. 1970

REPORT OF ANALYSIS

Chris Kramer
SLR International Corp. - West Linn
1800 Blankenship Road, Suite 440
West Linn, OR 97068

June 30, 2009

Date Received : May 23, 2009
Description : Nord Door Project - Everett, WA
Sample ID : GP-335-GW
Collected By : CK
Collection Date : 05/22/09 09:15

ESC Sample # : L404245-04
Site ID :
Project # : 008.022.0001

Parameter	Result	MDL	RDL	Units	Q	Method	Date	Dil.
Antimony	U	0.29	1.0	ug/l		6020	06/03/09	1
Arsenic	17.	0.22	1.0	ug/l		6020	06/03/09	1
Thallium	U	0.22	1.0	ug/l		6020	06/03/09	1
Mercury	U	0.057	0.20	ug/l		7470A	05/27/09	1
Beryllium	U	0.75	2.0	ug/l		6010B	06/02/09	1
Cadmium	U	0.74	5.0	ug/l		6010B	06/02/09	1
Chromium	U	2.0	10.	ug/l		6010B	06/02/09	1
Copper	11.	6.0	20.	ug/l	J	6010B	06/02/09	1
Lead	U	1.9	5.0	ug/l		6010B	06/02/09	1
Nickel	U	9.8	20.	ug/l		6010B	06/02/09	1
Selenium	U	13.	40.	ug/l	O	6010B	06/02/09	2
Silver	U	3.2	10.	ug/l		6010B	06/02/09	1
Zinc	U	8.8	30.	ug/l		6010B	06/02/09	1
Volatile Organics								
Acetone	U	8.9	50.	ug/l		8260B	05/25/09	1
Benzene	U	0.29	1.0	ug/l		8260B	05/25/09	1
Bromochloromethane	U	0.44	1.0	ug/l		8260B	05/25/09	1
Bromodichloromethane	U	0.37	1.0	ug/l		8260B	05/25/09	1
Bromoform	U	0.51	1.0	ug/l		8260B	05/25/09	1
Bromomethane	U	0.89	5.0	ug/l		8260B	05/25/09	1
2-Butanone (MEK)	U	4.5	10.	ug/l		8260B	05/25/09	1
Carbon disulfide	U	0.32	1.0	ug/l		8260B	05/25/09	1
Carbon tetrachloride	U	0.31	1.0	ug/l		8260B	05/25/09	1
Chlorobenzene	U	0.26	1.0	ug/l		8260B	05/25/09	1
Chloroethane	U	0.86	5.0	ug/l		8260B	05/25/09	1
Chloroform	U	0.33	5.0	ug/l		8260B	05/25/09	1
Chloromethane	U	0.25	2.5	ug/l		8260B	05/25/09	1
1,2-Dibromo-3-Chloropropane	U	0.48	5.0	ug/l		8260B	05/25/09	1
Chlorodibromomethane	U	0.42	5.0	ug/l		8260B	05/25/09	1
1,2-Dibromoethane	U	0.48	1.0	ug/l		8260B	05/25/09	1
1,2-Dichlorobenzene	U	0.29	1.0	ug/l		8260B	05/25/09	1
1,3-Dichlorobenzene	U	0.19	1.0	ug/l		8260B	05/25/09	1
1,4-Dichlorobenzene	U	0.30	1.0	ug/l		8260B	05/25/09	1
Dichlorodifluoromethane	U	0.54	5.0	ug/l		8260B	05/25/09	1
1,1-Dichloroethane	U	0.31	1.0	ug/l		8260B	05/25/09	1
1,2-Dichloroethane	U	0.27	1.0	ug/l		8260B	05/25/09	1
1,1-Dichloroethene	U	0.50	1.0	ug/l		8260B	05/25/09	1
cis-1,2-Dichloroethene	1.5	0.38	1.0	ug/l		8260B	05/25/09	1
trans-1,2-Dichloroethene	0.91	0.30	1.0	ug/l	J	8260B	05/25/09	1
1,2-Dichloropropane	U	0.52	1.0	ug/l		8260B	05/25/09	1

U = ND (Not Detected)
RDL = Reported Detection Limit = LOQ = PQL = EQL
MDL = Minimum Detection Limit = LOD = SQL(TRRP)
Note:

The reported analytical results relate only to the sample submitted.
This report shall not be reproduced, except in full, without the written approval from ESC.

Reported: 06/17/09 17:22 Revised: 06/30/09 10:41



**ENVIRONMENTAL
SCIENCE CORP.**

12065 Lebanon Rd.
Mt. Juliet, TN 37122
(615) 758-5858
1-800-767-5859
Fax (615) 758-5859

Tax I.D. 62-0814289

Est. 1970

REPORT OF ANALYSIS

Chris Kramer
SLR International Corp. - West Linn
1800 Blankenship Road, Suite 440
West Linn, OR 97068

June 30, 2009

Date Received : May 23, 2009
Description : Nord Door Project - Everett, WA
Sample ID : GP-335-GW
Collected By : CK
Collection Date : 05/22/09 09:15

ESC Sample # : L404245-04

Site ID :

Project # : 008.022.0001

Parameter	Result	MDL	RDL	Units	Q	Method	Date	Dil.
cis-1,3-Dichloropropene	U	0.26	1.0	ug/l		8260B	05/25/09	1
trans-1,3-Dichloropropene	U	0.24	1.0	ug/l		8260B	05/25/09	1
Ethylbenzene	U	0.22	1.0	ug/l		8260B	05/25/09	1
2-Hexanone	U	1.6	10.	ug/l		8260B	05/25/09	1
Isopropylbenzene	U	0.19	1.0	ug/l		8260B	05/25/09	1
4-Methyl-2-pentanone (MIBK)	U	1.4	10.	ug/l		8260B	05/25/09	1
Methyl tert-butyl ether	U	0.19	1.0	ug/l		8260B	05/25/09	1
Methylene Chloride	U	0.30	5.0	ug/l		8260B	05/25/09	1
Styrene	U	0.38	1.0	ug/l		8260B	05/25/09	1
1,1,2,2-Tetrachloroethane	U	0.22	1.0	ug/l		8260B	05/25/09	1
Tetrachloroethene	U	0.29	1.0	ug/l		8260B	05/25/09	1
Toluene	U	0.27	5.0	ug/l		8260B	05/25/09	1
1,1,2-Trichloro-1,2,2-trifluoro	U	0.22	1.0	ug/l		8260B	05/25/09	1
1,2,3-Trichlorobenzene	U	0.24	1.0	ug/l		8260B	05/25/09	1
1,2,4-Trichlorobenzene	U	0.26	1.0	ug/l		8260B	05/25/09	1
1,1,1-Trichloroethane	U	0.27	1.0	ug/l		8260B	05/25/09	1
1,1,2-Trichloroethane	U	0.45	1.0	ug/l		8260B	05/25/09	1
Trichloroethene	0.81	0.37	1.0	ug/l	J	8260B	05/25/09	1
Trichlorofluoromethane	U	0.29	5.0	ug/l		8260B	05/25/09	1
Vinyl chloride	U	0.27	1.0	ug/l		8260B	05/25/09	1
Xylenes, Total	U	0.86	3.0	ug/l		8260B	05/25/09	1
Cyclohexane	U	0.30	1.0	ug/l	Q	8260B	06/23/09	1
1,4-Dioxane	U	33.	100	ug/l	Q	8260B	06/23/09	1
Methyl Acetate	U	6.6	20.	ug/l	Q	8260B	06/23/09	1
Methyl Cyclohexane	U	0.33	1.0	ug/l	Q	8260B	06/23/09	1
Surrogate Recovery								
Toluene-d8	96.3			% Rec.		8260B	05/25/09	1
Dibromofluoromethane	99.6			% Rec.		8260B	05/25/09	1
4-Bromofluorobenzene	103.			% Rec.		8260B	05/25/09	1
Polychlorinated Biphenyls								
PCB 1016	U	0.077	0.50	ug/l		8082	05/29/09	1
PCB 1221	U	0.16	0.50	ug/l		8082	05/29/09	1
PCB 1232	U	0.18	0.50	ug/l		8082	05/29/09	1
PCB 1242	U	0.099	0.50	ug/l		8082	05/29/09	1
PCB 1248	U	0.039	0.50	ug/l		8082	05/29/09	1
PCB 1254	U	0.12	0.50	ug/l		8082	05/29/09	1
PCB 1260	U	0.16	0.50	ug/l		8082	05/29/09	1
PCBs Surrogates								
Decachlorobiphenyl	57.0			% Rec.		8082	05/29/09	1
Tetrachloro-m-xylene	56.4			% Rec.		8082	05/29/09	1

Base/Neutral Extractables

U = ND (Not Detected)
RDL = Reported Detection Limit = LOQ = PQL = EQL
MDL = Minimum Detection Limit = LOD = SQL(TRRP)

Note:

The reported analytical results relate only to the sample submitted.
This report shall not be reproduced, except in full, without the written approval from ESC.

Reported: 06/17/09 17:22 Revised: 06/30/09 10:41



**ENVIRONMENTAL
SCIENCE CORP.**

12065 Lebanon Rd.
Mt. Juliet, TN 37122
(615) 758-5858
1-800-767-5859
Fax (615) 758-5859

Tax I.D. 62-0814289

Est. 1970

REPORT OF ANALYSIS

Chris Kramer
SLR International Corp. - West Linn
1800 Blankenship Road, Suite 440
West Linn, OR 97068

June 30, 2009

Date Received : May 23, 2009
Description : Nord Door Project - Everett, WA
Sample ID : GP-335-GW
Collected By : CK
Collection Date : 05/22/09 09:15

ESC Sample # : L404245-04

Site ID :

Project # : 008.022.0001

Parameter	Result	MDL	RDL	Units	Q	Method	Date	Dil.
Acenaphthylene	U	0.33	1.0	ug/l		8270C	05/30/09	1
Acetophenone	U	16.	50.	ug/l		8270C	05/30/09	1
Atrazine	U	3.3	10.	ug/l		8270C	05/30/09	1
Benzaldehyde	U	3.3	10.	ug/l		8270C	05/30/09	1
Biphenyl	U	3.3	10.	ug/l		8270C	05/30/09	1
Bis(2-chlorethoxy)methane	U	2.3	10.	ug/l		8270C	05/30/09	1
Bis(2-chloroethyl)ether	U	1.9	10.	ug/l		8270C	05/30/09	1
Bis(2-chloroisopropyl)ether	U	2.1	10.	ug/l		8270C	05/30/09	1
4-Bromophenyl-phenylether	U	1.3	10.	ug/l		8270C	05/30/09	1
2-Chloronaphthalene	U	3.3	10.	ug/l		8270C	05/30/09	1
4-Chlorophenyl-phenylether	U	1.8	10.	ug/l		8270C	05/30/09	1
3,3-Dichlorobenzidine	U	0.79	10.	ug/l		8270C	05/30/09	1
2,4-Dinitrotoluene	U	1.1	10.	ug/l		8270C	05/30/09	1
2,6-Dinitrotoluene	U	1.4	10.	ug/l		8270C	05/30/09	1
Hexachlorobenzene	U	1.2	10.	ug/l		8270C	05/30/09	1
Hexachloro-1,3-butadiene	U	2.4	10.	ug/l		8270C	05/30/09	1
Hexachlorocyclopentadiene	U	1.6	10.	ug/l		8270C	05/30/09	1
Hexachloroethane	U	1.8	10.	ug/l		8270C	05/30/09	1
Isophorone	U	2.8	10.	ug/l		8270C	05/30/09	1
2-Methylnaphthalene	U	3.3	10.	ug/l		8270C	05/30/09	1
2-Methylphenol	U	1.3	10.	ug/l	J3	8270C	05/30/09	1
3&4-Methyl Phenol	U	1.1	10.	ug/l	J3	8270C	05/30/09	1
2-Nitroaniline	U	1.5	10.	ug/l		8270C	05/30/09	1
3-Nitroaniline	U	1.2	10.	ug/l		8270C	05/30/09	1
4-Nitroaniline	U	1.6	10.	ug/l		8270C	05/30/09	1
Nitrobenzene	U	2.1	10.	ug/l		8270C	05/30/09	1
n-Nitrosodiphenylamine	U	1.7	10.	ug/l		8270C	05/30/09	1
n-Nitrosodi-n-propylamine	U	2.4	10.	ug/l		8270C	05/30/09	1
Benzylbutyl phthalate	U	3.3	10.	ug/l		8270C	05/30/09	1
Caprolactam	U	3.3	10.	ug/l		8270C	05/30/09	1
Carbazole	U	0.95	10.	ug/l		8270C	05/30/09	1
Bis(2-ethylhexyl)phthalate	U	3.3	10.	ug/l		8270C	05/30/09	1
4-Chloroaniline	U	2.6	10.	ug/l		8270C	05/30/09	1
Di-n-butyl phthalate	U	3.3	10.	ug/l		8270C	05/30/09	1
Dibenzofuran	U	1.5	10.	ug/l		8270C	05/30/09	1
Diethyl phthalate	U	3.3	10.	ug/l		8270C	05/30/09	1
Dimethyl phthalate	U	3.3	10.	ug/l		8270C	05/30/09	1
Di-n-octyl phthalate	U	3.3	10.	ug/l		8270C	05/30/09	1
Acid Extractables								
4-Chloro-3-methylphenol	U	1.8	10.	ug/l		8270C	05/30/09	1
2-Chlorophenol	U	1.3	10.	ug/l	J4J3	8270C	05/30/09	1
2,4-Dichlorophenol	U	2.0	10.	ug/l	J3	8270C	05/30/09	1
2,4-Dimethylphenol	U	2.1	10.	ug/l		8270C	05/30/09	1

U = ND (Not Detected)
RDL = Reported Detection Limit = LOQ = PQL = EQL
MDL = Minimum Detection Limit = LOD = SQL(TRRP)

Note:

The reported analytical results relate only to the sample submitted.
This report shall not be reproduced, except in full, without the written approval from ESC.

Reported: 06/17/09 17:22 Revised: 06/30/09 10:41



**ENVIRONMENTAL
SCIENCE CORP.**

12065 Lebanon Rd.
Mt. Juliet, TN 37122
(615) 758-5858
1-800-767-5859
Fax (615) 758-5859

Tax I.D. 62-0814289

Est. 1970

REPORT OF ANALYSIS

Chris Kramer
SLR International Corp. - West Linn
1800 Blankenship Road, Suite 440
West Linn, OR 97068

June 30, 2009

Date Received : May 23, 2009
Description : Nord Door Project - Everett, WA

ESC Sample # : L404245-04

Sample ID : GP-335-GW

Site ID :

Collected By : CK
Collection Date : 05/22/09 09:15

Project # : 008.022.0001

Parameter	Result	MDL	RDL	Units	Q	Method	Date	Dil.
4,6-Dinitro-2-methylphenol	U	2.2	10.	ug/l	J3	8270C	05/30/09	1
2,4-Dinitrophenol	U	1.2	10.	ug/l		8270C	05/30/09	1
2-Nitrophenol	U	2.1	10.	ug/l	J3	8270C	05/30/09	1
4-Nitrophenol	U	0.76	10.	ug/l		8270C	05/30/09	1
Pentachlorophenol	U	2.4	10.	ug/l		8270C	05/30/09	1
Phenol	U	0.59	10.	ug/l		8270C	05/30/09	1
1,2,4,5-Tetrachlorobenzene	U	16.	50.	ug/l		8270C	05/30/09	1
2,4,5-Trichlorophenol	U	1.7	10.	ug/l		8270C	05/30/09	1
2,4,6-Trichlorophenol	U	2.0	10.	ug/l	J4J3	8270C	05/30/09	1
2,3,4,6-Tetrachlorophenol	U	16.	50.	ug/l		8270C	06/17/09	1
Benzo(a)anthracene	U	3.3	10.	ug/l		8270C	05/30/09	1
Benzo(a)pyrene	U	3.3	10.	ug/l		8270C	05/30/09	1
Benzo(b)fluoranthene	U	3.3	10.	ug/l		8270C	05/30/09	1
Benzo(k)fluoranthene	U	3.3	10.	ug/l		8270C	05/30/09	1
Chrysene	U	3.3	10.	ug/l		8270C	05/30/09	1
Dibenz(a,h)anthracene	U	3.3	10.	ug/l		8270C	05/30/09	1
Indeno(1,2,3-cd)pyrene	U	3.3	10.	ug/l		8270C	05/30/09	1
Acenaphthene	U	3.3	10.	ug/l		8270C	05/30/09	1
Anthracene	U	3.3	10.	ug/l		8270C	05/30/09	1
Benzo(g,h,i)perylene	U	3.3	10.	ug/l		8270C	05/30/09	1
Fluoranthene	U	3.3	10.	ug/l		8270C	05/30/09	1
Fluorene	U	3.3	10.	ug/l		8270C	05/30/09	1
Naphthalene	U	3.3	10.	ug/l		8270C	05/30/09	1
Phenanthrene	U	3.3	10.	ug/l		8270C	05/30/09	1
Pyrene	U	3.3	10.	ug/l		8270C	05/30/09	1
Surrogate Recovery								
Nitrobenzene-d5	46.8			% Rec.		8270C	05/30/09	1
2-Fluorobiphenyl	60.4			% Rec.		8270C	05/30/09	1
p-Terphenyl-d14	114.			% Rec.		8270C	05/30/09	1
2,4,6-Tribromophenol	49.8			% Rec.		8270C	05/30/09	1
Phenol-d5	10.9			% Rec.		8270C	05/30/09	1
2-Fluorophenol	13.6			% Rec.		8270C	05/30/09	1

U = ND (Not Detected)

RDL = Reported Detection Limit = LOQ = PQL = EQL

MDL = Minimum Detection Limit = LOD = SQL(TRRP)

Note:

The reported analytical results relate only to the sample submitted.

This report shall not be reproduced, except in full, without the written approval from ESC.

Reported: 06/17/09 17:22 Revised: 06/30/09 10:41



**ENVIRONMENTAL
SCIENCE CORP.**

12065 Lebanon Rd.
Mt. Juliet, TN 37122
(615) 758-5858
1-800-767-5859
Fax (615) 758-5859

Tax I.D. 62-0814289

Est. 1970

REPORT OF ANALYSIS

Chris Kramer
SLR International Corp. - West Linn
1800 Blankenship Road, Suite 440
West Linn, OR 97068

June 30, 2009

Date Received : May 23, 2009
Description : Nord Door Project - Everett, WA
Sample ID : GP-334-3FT
Collected By : CK
Collection Date : 05/22/09 09:00

ESC Sample # : L404245-05
Site ID :
Project # : 008.022.0001

Parameter	Dry Result	MDL	RDL	Units	Q	Method	Date	Dil.
Total Solids	61.8			%		2540G	05/29/09	1
Mercury	0.010	0.0025	0.032	mg/kg	J	7471	05/26/09	1
Antimony	1.5	0.52	1.6	mg/kg	J	6010B	06/04/09	1
Arsenic	U	2.7	16.	mg/kg	O	6010B	06/02/09	10
Beryllium	U	0.19	0.81	mg/kg	O	6010B	06/02/09	5
Cadmium	0.21	0.037	0.40	mg/kg	J	6010B	06/02/09	1
Chromium	26.	0.098	0.81	mg/kg		6010B	06/02/09	1
Copper	66.	0.30	1.6	mg/kg		6010B	06/02/09	1
Lead	8.7	0.48	2.0	mg/kg		6010B	06/02/09	5
Nickel	39.	0.49	1.6	mg/kg		6010B	06/02/09	1
Selenium	U	1.6	8.1	mg/kg	O	6010B	06/02/09	5
Silver	0.45	0.16	0.81	mg/kg	J	6010B	06/02/09	1
Thallium	U	30.	160	mg/kg	O	6010B	06/02/09	100
Zinc	U	2.2	12.	mg/kg	O	6010B	06/02/09	5
Gasoline Range Organics-NWTPH Surrogate Recovery	U	0.039	0.19	mg/kg		NWTPHGX	06/05/09	1.19
a,a,a-Trifluorotoluene(FID)	93.8			% Rec.		NWTPHGX	06/05/09	1.19
Volatile Organics								
Acetone	0.061	0.018	0.086	mg/kg	J	8260B	05/27/09	1.06
Benzene	0.0014	0.00034	0.0017	mg/kg	J	8260B	05/27/09	1.06
Bromochloromethane	U	0.00047	0.0017	mg/kg		8260B	05/27/09	1.06
Bromodichloromethane	U	0.00041	0.0017	mg/kg		8260B	05/27/09	1.06
Bromoform	U	0.00061	0.0017	mg/kg		8260B	05/27/09	1.06
Bromomethane	U	0.0014	0.0086	mg/kg		8260B	05/27/09	1.06
2-Butanone (MEK)	U	0.0028	0.017	mg/kg		8260B	05/27/09	1.06
Carbon disulfide	U	0.00035	0.0017	mg/kg		8260B	05/27/09	1.06
Carbon tetrachloride	0.0024	0.00034	0.0017	mg/kg		8260B	05/27/09	1.06
Chlorobenzene	U	0.00026	0.0017	mg/kg		8260B	05/27/09	1.06
Chloroethane	U	0.00062	0.0086	mg/kg		8260B	05/27/09	1.06
Chloroform	U	0.00044	0.0086	mg/kg		8260B	05/27/09	1.06
Chloromethane	U	0.00060	0.0017	mg/kg		8260B	05/27/09	1.06
1,2-Dibromo-3-Chloropropane	U	0.0012	0.0086	mg/kg		8260B	05/27/09	1.06
Chlorodibromomethane	U	0.00024	0.0017	mg/kg		8260B	05/27/09	1.06
1,2-Dibromoethane	U	0.00033	0.0017	mg/kg		8260B	05/27/09	1.06
1,2-Dichlorobenzene	U	0.00025	0.0017	mg/kg		8260B	05/27/09	1.06
1,3-Dichlorobenzene	U	0.00040	0.0017	mg/kg		8260B	05/27/09	1.06
1,4-Dichlorobenzene	U	0.00023	0.0017	mg/kg		8260B	05/27/09	1.06
Dichlorodifluoromethane	U	0.00034	0.0086	mg/kg		8260B	05/27/09	1.06
1,1-Dichloroethane	U	0.00027	0.0017	mg/kg		8260B	05/27/09	1.06

Results listed are dry weight basis.

U = ND (Not Detected)

MDL = Minimum Detection Limit = LOD

RDL = Reported Detection Limit = LOQ = PQL = EQL

Note:

This report shall not be reproduced, except in full, without the written approval from ESC.

The reported analytical results relate only to the sample submitted

Reported: 06/17/09 17:22 Revised: 06/30/09 10:41

L404245-05 (SV8270BNA) - Previous run also had low IS/SURR recovery. Matrix effect.

L404245-05 (SV8270BNA) - Previous run also had low SURR recovery. Matrix effect.



**ENVIRONMENTAL
SCIENCE CORP.**

12065 Lebanon Rd.
Mt. Juliet, TN 37122
(615) 758-5858
1-800-767-5859
Fax (615) 758-5859

Tax I.D. 62-0814289

Est. 1970

REPORT OF ANALYSIS

Chris Kramer
SLR International Corp. - West Linn
1800 Blankenship Road, Suite 440
West Linn, OR 97068

June 30, 2009

Date Received : May 23, 2009
Description : Nord Door Project - Everett, WA
Sample ID : GP-334-3FT
Collected By : CK
Collection Date : 05/22/09 09:00

ESC Sample # : L404245-05
Site ID :
Project # : 008.022.0001

Parameter	Dry Result	MDL	RDL	Units	Q	Method	Date	Dil.
1,2-Dichloroethane	U	0.00056	0.0017	mg/kg		8260B	05/27/09	1.06
1,1-Dichloroethene	U	0.00079	0.0017	mg/kg		8260B	05/27/09	1.06
cis-1,2-Dichloroethene	U	0.00077	0.0017	mg/kg		8260B	05/27/09	1.06
trans-1,2-Dichloroethene	U	0.00072	0.0017	mg/kg		8260B	05/27/09	1.06
1,2-Dichloropropane	U	0.00080	0.0017	mg/kg		8260B	05/27/09	1.06
cis-1,3-Dichloropropene	U	0.00028	0.0017	mg/kg		8260B	05/27/09	1.06
trans-1,3-Dichloropropene	U	0.00038	0.0017	mg/kg		8260B	05/27/09	1.06
Ethylbenzene	U	0.00024	0.0017	mg/kg		8260B	05/27/09	1.06
2-Hexanone	U	0.00038	0.0017	mg/kg		8260B	05/27/09	1.06
Isopropylbenzene	U	0.00022	0.0017	mg/kg		8260B	05/27/09	1.06
4-Methyl-2-pentanone (MIBK)	U	0.0015	0.017	mg/kg		8260B	05/27/09	1.06
Methyl tert-butyl ether	U	0.00029	0.0017	mg/kg		8260B	05/27/09	1.06
Methylene Chloride	U	0.00064	0.0086	mg/kg		8260B	05/27/09	1.06
Styrene	U	0.00022	0.0017	mg/kg		8260B	05/27/09	1.06
1,1,2,2-Tetrachloroethane	U	0.00035	0.0017	mg/kg		8260B	05/27/09	1.06
Tetrachloroethene	0.0063	0.00024	0.0017	mg/kg		8260B	05/27/09	1.06
Toluene	U	0.0013	0.0086	mg/kg		8260B	05/27/09	1.06
1,1,2-Trichloro-1,2,2-trifluoro	U	0.00026	0.0017	mg/kg		8260B	05/27/09	1.06
1,2,3-Trichlorobenzene	U	0.00024	0.0017	mg/kg		8260B	05/27/09	1.06
1,2,4-Trichlorobenzene	U	0.00026	0.0017	mg/kg		8260B	05/27/09	1.06
1,1,1-Trichloroethane	U	0.00055	0.0017	mg/kg		8260B	05/27/09	1.06
1,1,2-Trichloroethane	U	0.00048	0.0017	mg/kg		8260B	05/27/09	1.06
Trichloroethene	U	0.00036	0.0017	mg/kg		8260B	05/27/09	1.06
Trichlorofluoromethane	U	0.00029	0.0086	mg/kg		8260B	05/27/09	1.06
Vinyl chloride	U	0.00030	0.0017	mg/kg		8260B	05/27/09	1.06
Xylenes, Total	U	0.00049	0.0051	mg/kg		8260B	05/27/09	1.06
Cyclohexane	U	0.00033	0.0016	mg/kg	Q	8260B	06/20/09	1
1,4-Dioxane	U	0.033	0.16	mg/kg	Q	8260B	06/20/09	1
Methyl Acetate	U	0.0066	0.032	mg/kg	Q	8260B	06/20/09	1
Methyl Cyclohexane	U	0.00033	0.0016	mg/kg	Q	8260B	06/20/09	1
Surrogate Recovery								
Toluene-d8	100.			% Rec.		8260B	05/27/09	1.06
Dibromofluoromethane	100.			% Rec.		8260B	05/27/09	1.06
4-Bromofluorobenzene	89.8			% Rec.		8260B	05/27/09	1.06
Diesel Range Organics (DRO)	21.	1.3	6.5	mg/kg		NWTPHDX	06/08/09	1
Residual Range Organics (RRO)	280	3.3	16.	mg/kg		NWTPHDX	06/08/09	1
Surrogate Recovery								
o-Terphenyl	62.1			% Rec.		NWTPHDX	06/08/09	1
Gasoline Range (C7-C10)	12.	1.3	6.5	mg/kg		NWTPH-HC	05/28/09	1
Mineral Spirits	U	1.3	6.5	mg/kg		NWTPH-HC	05/28/09	1
Kerosene (C9-C16)	U	1.3	6.5	mg/kg		NWTPH-HC	05/28/09	1

Results listed are dry weight basis.

U = ND (Not Detected)

MDL = Minimum Detection Limit = LOD

RDL = Reported Detection Limit = LOQ = PQL = EQL

Note:

This report shall not be reproduced, except in full, without the written approval from ESC.

The reported analytical results relate only to the sample submitted

Reported: 06/17/09 17:22 Revised: 06/30/09 10:41

L404245-05 (SV8270BNA) - Previous run also had low IS/SURR recovery. Matrix effect.

L404245-05 (SV8270BNA) - Previous run also had low SURR recovery. Matrix effect.



**ENVIRONMENTAL
SCIENCE CORP.**

12065 Lebanon Rd.
Mt. Juliet, TN 37122
(615) 758-5858
1-800-767-5859
Fax (615) 758-5859

Tax I.D. 62-0814289

Est. 1970

REPORT OF ANALYSIS

Chris Kramer
SLR International Corp. - West Linn
1800 Blankenship Road, Suite 440
West Linn, OR 97068

June 30, 2009

Date Received : May 23, 2009
Description : Nord Door Project - Everett, WA
Sample ID : GP-334-3FT
Collected By : CK
Collection Date : 05/22/09 09:00

ESC Sample # : L404245-05
Site ID :
Project # : 008.022.0001

Parameter	Dry Result	MDL	RDL	Units	Q	Method	Date	Dil.
Diesel (C7-C26)	9.2	1.3	6.5	mg/kg		NWTPH-HC	05/28/09	1
#6 Fuel Oil (C10-C32)	U	1.3	6.5	mg/kg		NWTPH-HC	05/28/09	1
Hydraulic Fluid (C12-C33)	U	1.3	6.5	mg/kg		NWTPH-HC	05/28/09	1
Motor Oil (C16-C40)	260	3.3	16.	mg/kg		NWTPH-HC	05/28/09	1
Surrogate recovery(%)								
o-Terphenyl	61.4			% Rec.		NWTPH-HC	05/28/09	1
Polychlorinated Biphenyls								
PCB 1016	U	0.0020	0.028	mg/kg		8082	05/28/09	1
PCB 1221	U	0.0049	0.028	mg/kg		8082	05/28/09	1
PCB 1232	U	0.0072	0.028	mg/kg		8082	05/28/09	1
PCB 1242	U	0.0049	0.028	mg/kg		8082	05/28/09	1
PCB 1248	U	0.0027	0.028	mg/kg		8082	05/28/09	1
PCB 1254	U	0.0050	0.028	mg/kg		8082	05/28/09	1
PCB 1260	U	0.0028	0.028	mg/kg		8082	05/28/09	1
PCBs Surrogates								
Decachlorobiphenyl	57.8			% Rec.		8082	05/28/09	1
Tetrachloro-m-xylene	74.8			% Rec.		8082	05/28/09	1
Base/Neutral Extractables								
Acenaphthylene	U	0.028	0.053	mg/kg		8270C	05/29/09	1
Acetophenone	U	0.011	0.053	mg/kg		8270C	05/29/09	1
Atrazine	U	0.11	0.53	mg/kg		8270C	05/29/09	1
Benzaldehyde	U	0.11	0.53	mg/kg		8270C	05/29/09	1
Biphenyl	U	0.11	0.53	mg/kg		8270C	05/29/09	1
Bis(2-chlorethoxy)methane	U	0.032	0.53	mg/kg		8270C	05/29/09	1
Bis(2-chloroethyl)ether	U	0.028	0.53	mg/kg		8270C	05/29/09	1
Bis(2-chloroisopropyl)ether	U	0.033	0.53	mg/kg		8270C	05/29/09	1
4-Bromophenyl-phenylether	U	0.022	0.53	mg/kg		8270C	05/29/09	1
2-Chloronaphthalene	U	0.026	0.53	mg/kg		8270C	05/29/09	1
4-Chlorophenyl-phenylether	U	0.025	0.53	mg/kg		8270C	05/29/09	1
3,3-Dichlorobenzidine	U	0.031	0.53	mg/kg		8270C	05/29/09	1
2,4-Dinitrotoluene	U	0.025	0.53	mg/kg		8270C	05/29/09	1
2,6-Dinitrotoluene	U	0.023	0.53	mg/kg		8270C	05/29/09	1
Hexachlorobenzene	U	0.025	0.53	mg/kg		8270C	05/29/09	1
Hexachloro-1,3-butadiene	U	0.032	0.53	mg/kg		8270C	05/29/09	1
Hexachlorocyclopentadiene	U	0.035	0.53	mg/kg		8270C	05/29/09	1
Hexachloroethane	U	0.033	0.53	mg/kg		8270C	05/29/09	1
Isophorone	U	0.038	0.53	mg/kg		8270C	05/29/09	1
2-Methylnaphthalene	U	0.026	0.53	mg/kg		8270C	05/29/09	1
2-Methylphenol	U	0.033	0.53	mg/kg		8270C	05/29/09	1
3&4-Methyl Phenol	U	0.033	0.53	mg/kg		8270C	05/29/09	1
2-Nitroaniline	U	0.021	0.53	mg/kg		8270C	05/29/09	1

Results listed are dry weight basis.

U = ND (Not Detected)

MDL = Minimum Detection Limit = LOD

RDL = Reported Detection Limit = LOQ = PQL = EQL

Note:

This report shall not be reproduced, except in full, without the written approval from ESC.

The reported analytical results relate only to the sample submitted

Reported: 06/17/09 17:22 Revised: 06/30/09 10:41

L404245-05 (SV8270BNA) - Previous run also had low IS/SURR recovery. Matrix effect.

L404245-05 (SV8270BNA) - Previous run also had low SURR recovery. Matrix effect.



**ENVIRONMENTAL
SCIENCE CORP.**

12065 Lebanon Rd.
Mt. Juliet, TN 37122
(615) 758-5858
1-800-767-5859
Fax (615) 758-5859

Tax I.D. 62-0814289

Est. 1970

REPORT OF ANALYSIS

Chris Kramer
SLR International Corp. - West Linn
1800 Blankenship Road, Suite 440
West Linn, OR 97068

June 30, 2009

Date Received : May 23, 2009
Description : Nord Door Project - Everett, WA
Sample ID : GP-334-3FT
Collected By : CK
Collection Date : 05/22/09 09:00

ESC Sample # : L404245-05

Site ID :

Project # : 008.022.0001

Parameter	Dry Result	MDL	RDL	Units	Q	Method	Date	Dil.
3-Nitroaniline	U	0.065	0.53	mg/kg		8270C	05/29/09	1
4-Nitroaniline	U	0.038	0.53	mg/kg		8270C	05/29/09	1
Nitrobenzene	U	0.028	0.53	mg/kg		8270C	05/29/09	1
n-Nitrosodiphenylamine	U	0.034	0.53	mg/kg	J4	8270C	05/29/09	1
n-Nitrosodi-n-propylamine	U	0.033	0.53	mg/kg		8270C	05/29/09	1
Benzylbutyl phthalate	U	0.038	0.53	mg/kg		8270C	05/29/09	1
Caprolactam	U	0.11	0.53	mg/kg		8270C	05/29/09	1
Carbazole	U	0.029	0.53	mg/kg		8270C	05/29/09	1
Bis(2-ethylhexyl)phthalate	U	0.060	0.53	mg/kg		8270C	05/29/09	1
4-Chloroaniline	U	0.036	0.53	mg/kg		8270C	05/29/09	1
Di-n-butyl phthalate	U	0.027	0.53	mg/kg		8270C	05/29/09	1
Dibenzofuran	U	0.022	0.53	mg/kg		8270C	05/29/09	1
Diethyl phthalate	U	0.040	0.53	mg/kg		8270C	05/29/09	1
Dimethyl phthalate	U	0.026	0.53	mg/kg		8270C	05/29/09	1
Di-n-octyl phthalate	U	0.036	0.53	mg/kg		8270C	05/29/09	1
Acid Extractables								
4-Chloro-3-methylphenol	U	0.034	0.53	mg/kg		8270C	05/29/09	1
2-Chlorophenol	U	0.031	0.53	mg/kg		8270C	05/29/09	1
2,4-Dichlorophenol	U	0.024	0.53	mg/kg		8270C	05/29/09	1
2,4-Dimethylphenol	U	0.038	0.53	mg/kg		8270C	05/29/09	1
4,6-Dinitro-2-methylphenol	U	0.040	0.53	mg/kg		8270C	05/29/09	1
2,4-Dinitrophenol	U	0.041	0.53	mg/kg		8270C	05/29/09	1
2-Nitrophenol	U	0.027	0.53	mg/kg		8270C	05/29/09	1
4-Nitrophenol	U	0.027	0.53	mg/kg		8270C	05/29/09	1
Pentachlorophenol	U	0.031	0.53	mg/kg		8270C	05/29/09	1
Phenol	U	0.029	0.53	mg/kg		8270C	05/29/09	1
1,2,4,5-Tetrachlorobenzene	U	0.016	0.081	mg/kg		8270C	05/29/09	1
2,4,5-Trichlorophenol	U	0.030	0.53	mg/kg		8270C	05/29/09	1
2,4,6-Trichlorophenol	U	0.028	0.53	mg/kg		8270C	05/29/09	1
2,3,4,6-Tetrachlorophenol	U	0.016	0.081	mg/kg	Q	8270C	06/25/09	1
Benzo(a)anthracene	U	0.032	0.53	mg/kg		8270C	05/29/09	1
Benzo(a)pyrene	U	0.027	0.53	mg/kg		8270C	05/29/09	1
Benzo(b)fluoranthene	U	0.030	0.53	mg/kg		8270C	05/29/09	1
Benzo(k)fluoranthene	U	0.031	0.53	mg/kg		8270C	05/29/09	1
Chrysene	U	0.035	0.53	mg/kg		8270C	05/29/09	1
Dibenz(a,h)anthracene	U	0.028	0.53	mg/kg		8270C	05/29/09	1
Indeno(1,2,3-cd)pyrene	U	0.029	0.53	mg/kg		8270C	05/29/09	1
Acenaphthene	U	0.024	0.53	mg/kg		8270C	05/29/09	1
Anthracene	U	0.023	0.53	mg/kg		8270C	05/29/09	1
Benzo(g,h,i)perylene	U	0.029	0.53	mg/kg		8270C	05/29/09	1
Fluoranthene	U	0.024	0.53	mg/kg		8270C	05/29/09	1
Fluorene	U	0.023	0.53	mg/kg		8270C	05/29/09	1
Naphthalene	U	0.026	0.53	mg/kg		8270C	05/29/09	1

Results listed are dry weight basis.

U = ND (Not Detected)

MDL = Minimum Detection Limit = LOD

RDL = Reported Detection Limit = LOQ = PQL = EQL

Note:

This report shall not be reproduced, except in full, without the written approval from ESC.

The reported analytical results relate only to the sample submitted

Reported: 06/17/09 17:22 Revised: 06/30/09 10:41

L404245-05 (SV8270BNA) - Previous run also had low IS/SURR recovery. Matrix effect.

L404245-05 (SV8270BNA) - Previous run also had low SURR recovery. Matrix effect.



**ENVIRONMENTAL
SCIENCE CORP.**

12065 Lebanon Rd.
Mt. Juliet, TN 37122
(615) 758-5858
1-800-767-5859
Fax (615) 758-5859

Tax I.D. 62-0814289

Est. 1970

REPORT OF ANALYSIS

Chris Kramer
SLR International Corp. - West Linn
1800 Blankenship Road, Suite 440
West Linn, OR 97068

June 30, 2009

Date Received : May 23, 2009
Description : Nord Door Project - Everett, WA
Sample ID : GP-334-3FT
Collected By : CK
Collection Date : 05/22/09 09:00

ESC Sample # : L404245-05
Site ID :
Project # : 008.022.0001

Parameter	Dry Result	MDL	RDL	Units	Q	Method	Date	Dil.
Phenanthrene	U	0.025	0.53	mg/kg		8270C	05/29/09	1
Pyrene	U	0.036	0.53	mg/kg		8270C	05/29/09	1
Surrogate Recovery								
Nitrobenzene-d5	26.5			% Rec.		8270C	05/29/09	1
Nitrobenzene-d5	55.2			% Rec.		8270C	05/29/09	1
2-Fluorobiphenyl	74.5			% Rec.		8270C	05/29/09	1
2-Fluorobiphenyl	38.5			% Rec.		8270C	05/29/09	1
p-Terphenyl-d14	81.7			% Rec.		8270C	05/29/09	1
p-Terphenyl-d14	48.4			% Rec.		8270C	05/29/09	1
Phenol-d5	2.11			% Rec.	J2	8270C	05/29/09	1
Phenol-d5	9.00			% Rec.	J2	8270C	05/29/09	1
2-Fluorophenol	0.230			% Rec.	J2	8270C	05/29/09	1
2-Fluorophenol	6.50			% Rec.	J2	8270C	05/29/09	1
2,4,6-Tribromophenol	7.05			% Rec.	J2	8270C	05/29/09	1
2,4,6-Tribromophenol	0.100			% Rec.	J2	8270C	05/29/09	1

Results listed are dry weight basis.

U = ND (Not Detected)

MDL = Minimum Detection Limit = LOD

RDL = Reported Detection Limit = LOQ = PQL = EQL

Note:

This report shall not be reproduced, except in full, without the written approval from ESC.

The reported analytical results relate only to the sample submitted

Reported: 06/17/09 17:22 Revised: 06/30/09 10:41

L404245-05 (SV8270BNA) - Previous run also had low IS/SURR recovery. Matrix effect.

L404245-05 (SV8270BNA) - Previous run also had low SURR recovery. Matrix effect.



**ENVIRONMENTAL
SCIENCE CORP.**

12065 Lebanon Rd.
Mt. Juliet, TN 37122
(615) 758-5858
1-800-767-5859
Fax (615) 758-5859

Tax I.D. 62-0814289

Est. 1970

REPORT OF ANALYSIS

Chris Kramer
SLR International Corp. - West Linn
1800 Blankenship Road, Suite 440
West Linn, OR 97068

June 30, 2009

Date Received : May 23, 2009
Description : Nord Door Project - Everett, WA
Sample ID : GP-309A-GW
Collected By : CK
Collection Date : 05/22/09 11:25

ESC Sample # : L404245-06
Site ID :
Project # : 008.022.0001

Parameter	Result	MDL	RDL	Units	Q	Method	Date	Dil.
Antimony	0.48	0.29	1.0	ug/l	J	6020	06/07/09	1
Arsenic	4.4	0.22	1.0	ug/l		6020	06/07/09	1
Thallium	U	0.22	1.0	ug/l		6020	06/07/09	1
Mercury	U	0.057	0.20	ug/l		7470A	06/08/09	1
Beryllium	U	0.75	2.0	ug/l		6010B	06/07/09	1
Cadmium	U	0.74	5.0	ug/l		6010B	06/07/09	1
Chromium	U	2.0	10.	ug/l		6010B	06/07/09	1
Copper	U	6.0	20.	ug/l		6010B	06/07/09	1
Lead	U	1.9	5.0	ug/l		6010B	06/07/09	1
Nickel	U	9.8	20.	ug/l		6010B	06/07/09	1
Selenium	U	6.5	20.	ug/l		6010B	06/07/09	1
Silver	6.9	3.2	10.	ug/l	J	6010B	06/07/09	1
Zinc	U	8.8	30.	ug/l		6010B	06/07/09	1
Volatile Organics								
Acetone	U	8.9	50.	ug/l		8260B	05/25/09	1
Benzene	U	0.29	1.0	ug/l		8260B	05/25/09	1
Bromochloromethane	U	0.44	1.0	ug/l		8260B	05/25/09	1
Bromodichloromethane	U	0.37	1.0	ug/l		8260B	05/25/09	1
Bromoform	U	0.51	1.0	ug/l		8260B	05/25/09	1
Bromomethane	U	0.89	5.0	ug/l		8260B	05/25/09	1
2-Butanone (MEK)	U	4.5	10.	ug/l		8260B	05/25/09	1
Carbon disulfide	U	0.32	1.0	ug/l		8260B	05/25/09	1
Carbon tetrachloride	U	0.31	1.0	ug/l		8260B	05/25/09	1
Chlorobenzene	U	0.26	1.0	ug/l		8260B	05/25/09	1
Chloroethane	U	0.86	5.0	ug/l		8260B	05/25/09	1
Chloroform	U	0.33	5.0	ug/l		8260B	05/25/09	1
Chloromethane	U	0.25	2.5	ug/l		8260B	05/25/09	1
1,2-Dibromo-3-Chloropropane	U	0.48	5.0	ug/l		8260B	05/25/09	1
Chlorodibromomethane	U	0.42	5.0	ug/l		8260B	05/25/09	1
1,2-Dibromoethane	U	0.48	1.0	ug/l		8260B	05/25/09	1
1,2-Dichlorobenzene	U	0.29	1.0	ug/l		8260B	05/25/09	1
1,3-Dichlorobenzene	U	0.19	1.0	ug/l		8260B	05/25/09	1
1,4-Dichlorobenzene	U	0.30	1.0	ug/l		8260B	05/25/09	1
Dichlorodifluoromethane	U	0.54	5.0	ug/l		8260B	05/25/09	1
1,1-Dichloroethane	U	0.31	1.0	ug/l		8260B	05/25/09	1
1,2-Dichloroethane	U	0.27	1.0	ug/l		8260B	05/25/09	1
1,1-Dichloroethene	U	0.50	1.0	ug/l		8260B	05/25/09	1
cis-1,2-Dichloroethene	U	0.38	1.0	ug/l		8260B	05/25/09	1
trans-1,2-Dichloroethene	U	0.30	1.0	ug/l		8260B	05/25/09	1
1,2-Dichloropropane	U	0.52	1.0	ug/l		8260B	05/25/09	1

U = ND (Not Detected)
RDL = Reported Detection Limit = LOQ = PQL = EQL
MDL = Minimum Detection Limit = LOD = SQL(TRRP)
Note:

The reported analytical results relate only to the sample submitted.
This report shall not be reproduced, except in full, without the written approval from ESC.

Reported: 06/17/09 17:22 Revised: 06/30/09 10:41



**ENVIRONMENTAL
SCIENCE CORP.**

12065 Lebanon Rd.
Mt. Juliet, TN 37122
(615) 758-5858
1-800-767-5859
Fax (615) 758-5859

Tax I.D. 62-0814289

Est. 1970

REPORT OF ANALYSIS

Chris Kramer
SLR International Corp. - West Linn
1800 Blankenship Road, Suite 440
West Linn, OR 97068

June 30, 2009

Date Received : May 23, 2009
Description : Nord Door Project - Everett, WA
Sample ID : GP-309A-GW
Collected By : CK
Collection Date : 05/22/09 11:25

ESC Sample # : L404245-06

Site ID :

Project # : 008.022.0001

Parameter	Result	MDL	RDL	Units	Q	Method	Date	Dil.
cis-1,3-Dichloropropene	U	0.26	1.0	ug/l		8260B	05/25/09	1
trans-1,3-Dichloropropene	U	0.24	1.0	ug/l		8260B	05/25/09	1
Ethylbenzene	U	0.22	1.0	ug/l		8260B	05/25/09	1
2-Hexanone	U	1.6	10.	ug/l		8260B	05/25/09	1
Isopropylbenzene	U	0.19	1.0	ug/l		8260B	05/25/09	1
4-Methyl-2-pentanone (MIBK)	U	1.4	10.	ug/l		8260B	05/25/09	1
Methyl tert-butyl ether	U	0.19	1.0	ug/l		8260B	05/25/09	1
Methylene Chloride	U	0.30	5.0	ug/l		8260B	05/25/09	1
Styrene	U	0.38	1.0	ug/l		8260B	05/25/09	1
1,1,2,2-Tetrachloroethane	U	0.22	1.0	ug/l		8260B	05/25/09	1
Tetrachloroethene	U	0.29	1.0	ug/l		8260B	05/25/09	1
Toluene	U	0.27	5.0	ug/l		8260B	05/25/09	1
1,1,2-Trichloro-1,2,2-trifluoro	U	0.22	1.0	ug/l		8260B	05/25/09	1
1,2,3-Trichlorobenzene	U	0.24	1.0	ug/l		8260B	05/25/09	1
1,2,4-Trichlorobenzene	U	0.26	1.0	ug/l		8260B	05/25/09	1
1,1,1-Trichloroethane	U	0.27	1.0	ug/l		8260B	05/25/09	1
1,1,2-Trichloroethane	U	0.45	1.0	ug/l		8260B	05/25/09	1
Trichloroethene	U	0.37	1.0	ug/l		8260B	05/25/09	1
Trichlorofluoromethane	U	0.29	5.0	ug/l		8260B	05/25/09	1
Vinyl chloride	U	0.27	1.0	ug/l		8260B	05/25/09	1
Xylenes, Total	U	0.86	3.0	ug/l		8260B	05/25/09	1
Cyclohexane	U	0.30	1.0	ug/l	Q	8260B	06/23/09	1
1,4-Dioxane	U	33.	100	ug/l	Q	8260B	06/23/09	1
Methyl Acetate	U	6.6	20.	ug/l	Q	8260B	06/23/09	1
Methyl Cyclohexane	U	0.33	1.0	ug/l	Q	8260B	06/23/09	1
Surrogate Recovery								
Toluene-d8	97.7			% Rec.		8260B	05/25/09	1
Dibromofluoromethane	99.8			% Rec.		8260B	05/25/09	1
4-Bromofluorobenzene	101.			% Rec.		8260B	05/25/09	1
Base/Neutral Extractables								
Acenaphthylene	U	0.33	1.0	ug/l		8270C	05/30/09	1
Acetophenone	U	16.	50.	ug/l		8270C	05/30/09	1
Atrazine	U	3.3	10.	ug/l		8270C	05/30/09	1
Benzaldehyde	U	3.3	10.	ug/l		8270C	05/30/09	1
Biphenyl	U	3.3	10.	ug/l		8270C	05/30/09	1
Bis(2-chlorethoxy)methane	U	2.3	10.	ug/l		8270C	05/30/09	1
Bis(2-chloroethyl)ether	U	1.9	10.	ug/l		8270C	05/30/09	1
Bis(2-chloroisopropyl)ether	U	2.1	10.	ug/l		8270C	05/30/09	1
4-Bromophenyl-phenylether	U	1.3	10.	ug/l		8270C	05/30/09	1
2-Chloronaphthalene	U	3.3	10.	ug/l		8270C	05/30/09	1
4-Chlorophenyl-phenylether	U	1.8	10.	ug/l		8270C	05/30/09	1
3,3-Dichlorobenzidine	U	0.79	10.	ug/l		8270C	05/30/09	1

U = ND (Not Detected)
RDL = Reported Detection Limit = LOQ = PQL = EQL
MDL = Minimum Detection Limit = LOD = SQL(TRRP)

Note:

The reported analytical results relate only to the sample submitted.
This report shall not be reproduced, except in full, without the written approval from ESC.

Reported: 06/17/09 17:22 Revised: 06/30/09 10:41



**ENVIRONMENTAL
SCIENCE CORP.**

12065 Lebanon Rd.
Mt. Juliet, TN 37122
(615) 758-5858
1-800-767-5859
Fax (615) 758-5859

Tax I.D. 62-0814289

Est. 1970

REPORT OF ANALYSIS

Chris Kramer
SLR International Corp. - West Linn
1800 Blankenship Road, Suite 440
West Linn, OR 97068

June 30, 2009

Date Received : May 23, 2009
Description : Nord Door Project - Everett, WA

ESC Sample # : L404245-06

Sample ID : GP-309A-GW

Site ID :

Collected By : CK
Collection Date : 05/22/09 11:25

Project # : 008.022.0001

Parameter	Result	MDL	RDL	Units	Q	Method	Date	Dil.
2,4-Dinitrotoluene	U	1.1	10.	ug/l		8270C	05/30/09	1
2,6-Dinitrotoluene	U	1.4	10.	ug/l		8270C	05/30/09	1
Hexachlorobenzene	U	1.2	10.	ug/l		8270C	05/30/09	1
Hexachloro-1,3-butadiene	U	2.4	10.	ug/l		8270C	05/30/09	1
Hexachlorocyclopentadiene	U	1.6	10.	ug/l		8270C	05/30/09	1
Hexachloroethane	U	1.8	10.	ug/l		8270C	05/30/09	1
Isophorone	U	2.8	10.	ug/l		8270C	05/30/09	1
2-Methylnaphthalene	U	3.3	10.	ug/l		8270C	05/30/09	1
2-Methylphenol	U	1.3	10.	ug/l	J3	8270C	05/30/09	1
3&4-Methyl Phenol	U	1.1	10.	ug/l	J3	8270C	05/30/09	1
2-Nitroaniline	U	1.5	10.	ug/l		8270C	05/30/09	1
3-Nitroaniline	U	1.2	10.	ug/l		8270C	05/30/09	1
4-Nitroaniline	U	1.6	10.	ug/l		8270C	05/30/09	1
Nitrobenzene	U	2.1	10.	ug/l		8270C	05/30/09	1
n-Nitrosodiphenylamine	U	1.7	10.	ug/l		8270C	05/30/09	1
n-Nitrosodi-n-propylamine	U	2.4	10.	ug/l		8270C	05/30/09	1
Benzylbutyl phthalate	U	3.3	10.	ug/l		8270C	05/30/09	1
Caprolactam	U	3.3	10.	ug/l		8270C	05/30/09	1
Carbazole	U	0.95	10.	ug/l		8270C	05/30/09	1
Bis(2-ethylhexyl)phthalate	U	3.3	10.	ug/l		8270C	05/30/09	1
4-Chloroaniline	U	2.6	10.	ug/l		8270C	05/30/09	1
Di-n-butyl phthalate	U	3.3	10.	ug/l		8270C	05/30/09	1
Dibenzofuran	U	1.5	10.	ug/l		8270C	05/30/09	1
Diethyl phthalate	U	3.3	10.	ug/l		8270C	05/30/09	1
Dimethyl phthalate	U	3.3	10.	ug/l		8270C	05/30/09	1
Di-n-octyl phthalate	U	3.3	10.	ug/l		8270C	05/30/09	1
Acid Extractables								
4-Chloro-3-methylphenol	U	1.8	10.	ug/l		8270C	05/30/09	1
2-Chlorophenol	U	1.3	10.	ug/l	J4J3	8270C	05/30/09	1
2,4-Dichlorophenol	U	2.0	10.	ug/l	J3	8270C	05/30/09	1
2,4-Dimethylphenol	U	2.1	10.	ug/l		8270C	05/30/09	1
4,6-Dinitro-2-methylphenol	U	2.2	10.	ug/l	J3	8270C	05/30/09	1
2,4-Dinitrophenol	U	1.2	10.	ug/l		8270C	05/30/09	1
2-Nitrophenol	U	2.1	10.	ug/l	J3	8270C	05/30/09	1
4-Nitrophenol	U	0.76	10.	ug/l		8270C	05/30/09	1
Pentachlorophenol	U	2.4	10.	ug/l		8270C	05/30/09	1
Phenol	U	0.59	10.	ug/l		8270C	05/30/09	1
1,2,4,5-Tetrachlorobenzene	U	16.	50.	ug/l		8270C	05/30/09	1
2,4,5-Trichlorophenol	U	1.7	10.	ug/l		8270C	05/30/09	1
2,4,6-Trichlorophenol	U	2.0	10.	ug/l	J4J3	8270C	05/30/09	1
2,3,4,6-Tetrachlorophenol	U	16.	50.	ug/l		8270C	06/17/09	1
Benzo(a)anthracene	U	3.3	10.	ug/l		8270C	05/30/09	1
Benzo(a)pyrene	U	3.3	10.	ug/l		8270C	05/30/09	1

U = ND (Not Detected)
RDL = Reported Detection Limit = LOQ = PQL = EQL
MDL = Minimum Detection Limit = LOD = SQL(TRRP)

Note:

The reported analytical results relate only to the sample submitted.
This report shall not be reproduced, except in full, without the written approval from ESC.

Reported: 06/17/09 17:22 Revised: 06/30/09 10:41



**ENVIRONMENTAL
SCIENCE CORP.**

12065 Lebanon Rd.
Mt. Juliet, TN 37122
(615) 758-5858
1-800-767-5859
Fax (615) 758-5859

Tax I.D. 62-0814289

Est. 1970

REPORT OF ANALYSIS

Chris Kramer
SLR International Corp. - West Linn
1800 Blankenship Road, Suite 440
West Linn, OR 97068

June 30, 2009

Date Received : May 23, 2009
Description : Nord Door Project - Everett, WA
Sample ID : GP-309A-GW
Collected By : CK
Collection Date : 05/22/09 11:25

ESC Sample # : L404245-06

Site ID :

Project # : 008.022.0001

Parameter	Result	MDL	RDL	Units	Q	Method	Date	Dil.
Benzo(b)fluoranthene	U	3.3	10.	ug/l		8270C	05/30/09	1
Benzo(k)fluoranthene	U	3.3	10.	ug/l		8270C	05/30/09	1
Chrysene	U	3.3	10.	ug/l		8270C	05/30/09	1
Dibenz(a,h)anthracene	U	3.3	10.	ug/l		8270C	05/30/09	1
Indeno(1,2,3-cd)pyrene	U	3.3	10.	ug/l		8270C	05/30/09	1
Acenaphthene	U	3.3	10.	ug/l		8270C	05/30/09	1
Anthracene	U	3.3	10.	ug/l		8270C	05/30/09	1
Benzo(g,h,i)perylene	U	3.3	10.	ug/l		8270C	05/30/09	1
Fluoranthene	U	3.3	10.	ug/l		8270C	05/30/09	1
Fluorene	U	3.3	10.	ug/l		8270C	05/30/09	1
Naphthalene	U	3.3	10.	ug/l		8270C	05/30/09	1
Phenanthrene	U	3.3	10.	ug/l		8270C	05/30/09	1
Pyrene	U	3.3	10.	ug/l		8270C	05/30/09	1
Surrogate Recovery								
Nitrobenzene-d5	56.3			% Rec.		8270C	05/30/09	1
2-Fluorobiphenyl	63.1			% Rec.		8270C	05/30/09	1
p-Terphenyl-d14	115.			% Rec.		8270C	05/30/09	1
2,4,6-Tribromophenol	102.			% Rec.		8270C	05/30/09	1
Phenol-d5	20.3			% Rec.		8270C	05/30/09	1
2-Fluorophenol	23.5			% Rec.		8270C	05/30/09	1

U = ND (Not Detected)

RDL = Reported Detection Limit = LOQ = PQL = EQL

MDL = Minimum Detection Limit = LOD = SQL(TRRP)

Note:

The reported analytical results relate only to the sample submitted.

This report shall not be reproduced, except in full, without the written approval from ESC.

Reported: 06/17/09 17:22 Revised: 06/30/09 10:41



**ENVIRONMENTAL
SCIENCE CORP.**

12065 Lebanon Rd.
Mt. Juliet, TN 37122
(615) 758-5858
1-800-767-5859
Fax (615) 758-5859

Tax I.D. 62-0814289

Est. 1970

REPORT OF ANALYSIS

Chris Kramer
SLR International Corp. - West Linn
1800 Blankenship Road, Suite 440
West Linn, OR 97068

June 30, 2009

Date Received : May 23, 2009
Description : Nord Door Project - Everett, WA
Sample ID : GP-334-GW
Collected By : CK
Collection Date : 05/22/09 09:43

ESC Sample # : L404245-07

Site ID :

Project # : 008.022.0001

Parameter	Result	MDL	RDL	Units	Q	Method	Date	Dil.
Antimony	U	0.29	1.0	ug/l		6020	06/03/09	1
Arsenic	11.	0.22	1.0	ug/l		6020	06/03/09	1
Thallium	U	0.22	1.0	ug/l		6020	06/03/09	1
Mercury	U	0.057	0.20	ug/l		7470A	05/27/09	1
Beryllium	U	0.75	2.0	ug/l		6010B	06/02/09	1
Cadmium	U	0.74	5.0	ug/l		6010B	06/02/09	1
Chromium	8.9	2.0	10.	ug/l	J	6010B	06/02/09	1
Copper	26.	6.0	20.	ug/l		6010B	06/02/09	1
Lead	5.2	1.9	5.0	ug/l		6010B	06/02/09	1
Nickel	U	9.8	20.	ug/l		6010B	06/02/09	1
Selenium	U	6.5	20.	ug/l		6010B	06/02/09	1
Silver	U	3.2	10.	ug/l		6010B	06/02/09	1
Zinc	U	8.8	30.	ug/l		6010B	06/02/09	1
Volatile Organics								
Acetone	U	8.9	50.	ug/l		8260B	05/25/09	1
Benzene	U	0.29	1.0	ug/l		8260B	05/25/09	1
Bromochloromethane	U	0.44	1.0	ug/l		8260B	05/25/09	1
Bromodichloromethane	U	0.37	1.0	ug/l		8260B	05/25/09	1
Bromoform	U	0.51	1.0	ug/l		8260B	05/25/09	1
Bromomethane	U	0.89	5.0	ug/l		8260B	05/25/09	1
2-Butanone (MEK)	U	4.5	10.	ug/l		8260B	05/25/09	1
Carbon disulfide	U	0.32	1.0	ug/l		8260B	05/25/09	1
Carbon tetrachloride	U	0.31	1.0	ug/l		8260B	05/25/09	1
Chlorobenzene	U	0.26	1.0	ug/l		8260B	05/25/09	1
Chloroethane	U	0.86	5.0	ug/l		8260B	05/25/09	1
Chloroform	U	0.33	5.0	ug/l		8260B	05/25/09	1
Chloromethane	U	0.25	2.5	ug/l		8260B	05/25/09	1
1,2-Dibromo-3-Chloropropane	U	0.48	5.0	ug/l		8260B	05/25/09	1
Chlorodibromomethane	U	0.42	5.0	ug/l		8260B	05/25/09	1
1,2-Dibromoethane	U	0.48	1.0	ug/l		8260B	05/25/09	1
1,2-Dichlorobenzene	U	0.29	1.0	ug/l		8260B	05/25/09	1
1,3-Dichlorobenzene	U	0.19	1.0	ug/l		8260B	05/25/09	1
1,4-Dichlorobenzene	U	0.30	1.0	ug/l		8260B	05/25/09	1
Dichlorodifluoromethane	U	0.54	5.0	ug/l		8260B	05/25/09	1
1,1-Dichloroethane	U	0.31	1.0	ug/l		8260B	05/25/09	1
1,2-Dichloroethane	U	0.27	1.0	ug/l		8260B	05/25/09	1
1,1-Dichloroethene	U	0.50	1.0	ug/l		8260B	05/25/09	1
cis-1,2-Dichloroethene	U	0.38	1.0	ug/l		8260B	05/25/09	1
trans-1,2-Dichloroethene	U	0.30	1.0	ug/l		8260B	05/25/09	1
1,2-Dichloropropane	U	0.52	1.0	ug/l		8260B	05/25/09	1

U = ND (Not Detected)

RDL = Reported Detection Limit = LOQ = PQL = EQL

MDL = Minimum Detection Limit = LOD = SQL(TRRP)

Note:

The reported analytical results relate only to the sample submitted.

This report shall not be reproduced, except in full, without the written approval from ESC.

Reported: 06/17/09 17:22 Revised: 06/30/09 10:41



**ENVIRONMENTAL
SCIENCE CORP.**

12065 Lebanon Rd.
Mt. Juliet, TN 37122
(615) 758-5858
1-800-767-5859
Fax (615) 758-5859

Tax I.D. 62-0814289

Est. 1970

REPORT OF ANALYSIS

June 30, 2009

Chris Kramer
SLR International Corp. - West Linn
1800 Blankenship Road, Suite 440
West Linn, OR 97068

Date Received : May 23, 2009
Description : Nord Door Project - Everett, WA
Sample ID : GP-334-GW
Collected By : CK
Collection Date : 05/22/09 09:43

ESC Sample # : L404245-07
Site ID :
Project # : 008.022.0001

Parameter	Result	MDL	RDL	Units	Q	Method	Date	Dil.
cis-1,3-Dichloropropene	U	0.26	1.0	ug/l		8260B	05/25/09	1
trans-1,3-Dichloropropene	U	0.24	1.0	ug/l		8260B	05/25/09	1
Ethylbenzene	U	0.22	1.0	ug/l		8260B	05/25/09	1
2-Hexanone	U	1.6	10.	ug/l		8260B	05/25/09	1
Isopropylbenzene	U	0.19	1.0	ug/l		8260B	05/25/09	1
4-Methyl-2-pentanone (MIBK)	U	1.4	10.	ug/l		8260B	05/25/09	1
Methyl tert-butyl ether	U	0.19	1.0	ug/l		8260B	05/25/09	1
Methylene Chloride	U	0.30	5.0	ug/l		8260B	05/25/09	1
Styrene	U	0.38	1.0	ug/l		8260B	05/25/09	1
1,1,2,2-Tetrachloroethane	U	0.22	1.0	ug/l		8260B	05/25/09	1
Tetrachloroethene	0.33	0.29	1.0	ug/l	J	8260B	05/25/09	1
Toluene	U	0.27	5.0	ug/l		8260B	05/25/09	1
1,1,2-Trichloro-1,2,2-trifluoro	U	0.22	1.0	ug/l		8260B	05/25/09	1
1,2,3-Trichlorobenzene	U	0.24	1.0	ug/l		8260B	05/25/09	1
1,2,4-Trichlorobenzene	U	0.26	1.0	ug/l		8260B	05/25/09	1
1,1,1-Trichloroethane	U	0.27	1.0	ug/l		8260B	05/25/09	1
1,1,2-Trichloroethane	U	0.45	1.0	ug/l		8260B	05/25/09	1
Trichloroethene	U	0.37	1.0	ug/l		8260B	05/25/09	1
Trichlorofluoromethane	U	0.29	5.0	ug/l		8260B	05/25/09	1
Vinyl chloride	U	0.27	1.0	ug/l		8260B	05/25/09	1
Xylenes, Total	U	0.86	3.0	ug/l		8260B	05/25/09	1
Cyclohexane	U	0.30	1.0	ug/l	Q	8260B	06/23/09	1
1,4-Dioxane	U	33.	100	ug/l	Q	8260B	06/23/09	1
Methyl Acetate	U	6.6	20.	ug/l	Q	8260B	06/23/09	1
Methyl Cyclohexane	U	0.33	1.0	ug/l	Q	8260B	06/23/09	1
Surrogate Recovery								
Toluene-d8	98.5			% Rec.		8260B	05/25/09	1
Dibromofluoromethane	101.			% Rec.		8260B	05/25/09	1
4-Bromofluorobenzene	102.			% Rec.		8260B	05/25/09	1
Polychlorinated Biphenyls								
PCB 1016	U	0.077	0.50	ug/l		8082	05/29/09	1
PCB 1221	U	0.16	0.50	ug/l		8082	05/29/09	1
PCB 1232	U	0.18	0.50	ug/l		8082	05/29/09	1
PCB 1242	U	0.099	0.50	ug/l		8082	05/29/09	1
PCB 1248	U	0.039	0.50	ug/l		8082	05/29/09	1
PCB 1254	U	0.12	0.50	ug/l		8082	05/29/09	1
PCB 1260	U	0.16	0.50	ug/l		8082	05/29/09	1
PCBs Surrogates								
Decachlorobiphenyl	53.4			% Rec.		8082	05/29/09	1
Tetrachloro-m-xylene	55.3			% Rec.		8082	05/29/09	1

Base/Neutral Extractables

U = ND (Not Detected)
RDL = Reported Detection Limit = LOQ = PQL = EQL
MDL = Minimum Detection Limit = LOD = SQL(TRRP)
Note:

The reported analytical results relate only to the sample submitted.
This report shall not be reproduced, except in full, without the written approval from ESC.

Reported: 06/17/09 17:22 Revised: 06/30/09 10:41



**ENVIRONMENTAL
SCIENCE CORP.**

12065 Lebanon Rd.
Mt. Juliet, TN 37122
(615) 758-5858
1-800-767-5859
Fax (615) 758-5859

Tax I.D. 62-0814289

Est. 1970

REPORT OF ANALYSIS

Chris Kramer
SLR International Corp. - West Linn
1800 Blankenship Road, Suite 440
West Linn, OR 97068

June 30, 2009

Date Received : May 23, 2009
Description : Nord Door Project - Everett, WA
Sample ID : GP-334-GW
Collected By : CK
Collection Date : 05/22/09 09:43

ESC Sample # : L404245-07
Site ID :
Project # : 008.022.0001

Parameter	Result	MDL	RDL	Units	Q	Method	Date	Dil.
Acenaphthylene	U	0.33	1.0	ug/l		8270C	05/30/09	1
Acetophenone	U	16.	50.	ug/l		8270C	05/30/09	1
Atrazine	U	3.3	10.	ug/l		8270C	05/30/09	1
Benzaldehyde	U	3.3	10.	ug/l		8270C	05/30/09	1
Biphenyl	U	3.3	10.	ug/l		8270C	05/30/09	1
Bis(2-chlorethoxy)methane	U	2.3	10.	ug/l		8270C	05/30/09	1
Bis(2-chloroethyl)ether	U	1.9	10.	ug/l		8270C	05/30/09	1
Bis(2-chloroisopropyl)ether	U	2.1	10.	ug/l		8270C	05/30/09	1
4-Bromophenyl-phenylether	U	1.3	10.	ug/l		8270C	05/30/09	1
2-Chloronaphthalene	U	3.3	10.	ug/l		8270C	05/30/09	1
4-Chlorophenyl-phenylether	U	1.8	10.	ug/l		8270C	05/30/09	1
3,3-Dichlorobenzidine	U	0.79	10.	ug/l		8270C	05/30/09	1
2,4-Dinitrotoluene	U	1.1	10.	ug/l		8270C	05/30/09	1
2,6-Dinitrotoluene	U	1.4	10.	ug/l		8270C	05/30/09	1
Hexachlorobenzene	U	1.2	10.	ug/l		8270C	05/30/09	1
Hexachloro-1,3-butadiene	U	2.4	10.	ug/l		8270C	05/30/09	1
Hexachlorocyclopentadiene	U	1.6	10.	ug/l		8270C	05/30/09	1
Hexachloroethane	U	1.8	10.	ug/l		8270C	05/30/09	1
Isophorone	U	2.8	10.	ug/l		8270C	05/30/09	1
2-Methylnaphthalene	U	3.3	10.	ug/l		8270C	05/30/09	1
2-Methylphenol	U	1.3	10.	ug/l	J3	8270C	05/30/09	1
3&4-Methyl Phenol	U	1.1	10.	ug/l	J3	8270C	05/30/09	1
2-Nitroaniline	U	1.5	10.	ug/l		8270C	05/30/09	1
3-Nitroaniline	U	1.2	10.	ug/l		8270C	05/30/09	1
4-Nitroaniline	U	1.6	10.	ug/l		8270C	05/30/09	1
Nitrobenzene	U	2.1	10.	ug/l		8270C	05/30/09	1
n-Nitrosodiphenylamine	U	1.7	10.	ug/l		8270C	05/30/09	1
n-Nitrosodi-n-propylamine	U	2.4	10.	ug/l		8270C	05/30/09	1
Benzylbutyl phthalate	U	3.3	10.	ug/l		8270C	05/30/09	1
Caprolactam	U	3.3	10.	ug/l		8270C	05/30/09	1
Carbazole	U	0.95	10.	ug/l		8270C	05/30/09	1
Bis(2-ethylhexyl)phthalate	U	3.3	10.	ug/l		8270C	05/30/09	1
4-Chloroaniline	U	2.6	10.	ug/l		8270C	05/30/09	1
Di-n-butyl phthalate	U	3.3	10.	ug/l		8270C	05/30/09	1
Dibenzofuran	U	1.5	10.	ug/l		8270C	05/30/09	1
Diethyl phthalate	U	3.3	10.	ug/l		8270C	05/30/09	1
Dimethyl phthalate	U	3.3	10.	ug/l		8270C	05/30/09	1
Di-n-octyl phthalate	U	3.3	10.	ug/l		8270C	05/30/09	1
Acid Extractables								
4-Chloro-3-methylphenol	U	1.8	10.	ug/l		8270C	05/30/09	1
2-Chlorophenol	U	1.3	10.	ug/l	J4J3	8270C	05/30/09	1
2,4-Dichlorophenol	U	2.0	10.	ug/l	J3	8270C	05/30/09	1
2,4-Dimethylphenol	U	2.1	10.	ug/l		8270C	05/30/09	1

U = ND (Not Detected)
RDL = Reported Detection Limit = LOQ = PQL = EQL
MDL = Minimum Detection Limit = LOD = SQL(TRRP)
Note:

The reported analytical results relate only to the sample submitted.
This report shall not be reproduced, except in full, without the written approval from ESC.

Reported: 06/17/09 17:22 Revised: 06/30/09 10:41



**ENVIRONMENTAL
SCIENCE CORP.**

12065 Lebanon Rd.
Mt. Juliet, TN 37122
(615) 758-5858
1-800-767-5859
Fax (615) 758-5859

Tax I.D. 62-0814289

Est. 1970

REPORT OF ANALYSIS

Chris Kramer
SLR International Corp. - West Linn
1800 Blankenship Road, Suite 440
West Linn, OR 97068

June 30, 2009

Date Received : May 23, 2009
Description : Nord Door Project - Everett, WA
Sample ID : GP-334-GW
Collected By : CK
Collection Date : 05/22/09 09:43

ESC Sample # : L404245-07
Site ID :
Project # : 008.022.0001

Parameter	Result	MDL	RDL	Units	Q	Method	Date	Dil.
4,6-Dinitro-2-methylphenol	U	2.2	10.	ug/l	J3	8270C	05/30/09	1
2,4-Dinitrophenol	U	1.2	10.	ug/l		8270C	05/30/09	1
2-Nitrophenol	U	2.1	10.	ug/l	J3	8270C	05/30/09	1
4-Nitrophenol	U	0.76	10.	ug/l		8270C	05/30/09	1
Pentachlorophenol	U	2.4	10.	ug/l		8270C	05/30/09	1
Phenol	U	0.59	10.	ug/l		8270C	05/30/09	1
1,2,4,5-Tetrachlorobenzene	U	16.	50.	ug/l		8270C	05/30/09	1
2,4,5-Trichlorophenol	U	1.7	10.	ug/l		8270C	05/30/09	1
2,4,6-Trichlorophenol	U	2.0	10.	ug/l	J4J3	8270C	05/30/09	1
2,3,4,6-Tetrachlorophenol	U	16.	50.	ug/l		8270C	06/17/09	1
Benzo(a)anthracene	U	3.3	10.	ug/l		8270C	05/30/09	1
Benzo(a)pyrene	U	3.3	10.	ug/l		8270C	05/30/09	1
Benzo(b)fluoranthene	U	3.3	10.	ug/l		8270C	05/30/09	1
Benzo(k)fluoranthene	U	3.3	10.	ug/l		8270C	05/30/09	1
Chrysene	U	3.3	10.	ug/l		8270C	05/30/09	1
Dibenz(a,h)anthracene	U	3.3	10.	ug/l		8270C	05/30/09	1
Indeno(1,2,3-cd)pyrene	U	3.3	10.	ug/l		8270C	05/30/09	1
Acenaphthene	U	3.3	10.	ug/l		8270C	05/30/09	1
Anthracene	U	3.3	10.	ug/l		8270C	05/30/09	1
Benzo(g,h,i)perylene	U	3.3	10.	ug/l		8270C	05/30/09	1
Fluoranthene	U	3.3	10.	ug/l		8270C	05/30/09	1
Fluorene	U	3.3	10.	ug/l		8270C	05/30/09	1
Naphthalene	U	3.3	10.	ug/l		8270C	05/30/09	1
Phenanthrene	U	3.3	10.	ug/l		8270C	05/30/09	1
Pyrene	U	3.3	10.	ug/l		8270C	05/30/09	1
Surrogate Recovery								
Nitrobenzene-d5	62.8			% Rec.		8270C	05/30/09	1
2-Fluorobiphenyl	72.8			% Rec.		8270C	05/30/09	1
p-Terphenyl-d14	157.			% Rec.	J1	8270C	05/30/09	1
2,4,6-Tribromophenol	78.4			% Rec.		8270C	05/30/09	1
Phenol-d5	12.5			% Rec.		8270C	05/30/09	1
2-Fluorophenol	15.6			% Rec.		8270C	05/30/09	1

U = ND (Not Detected)
RDL = Reported Detection Limit = LOQ = PQL = EQL
MDL = Minimum Detection Limit = LOD = SQL(TRRP)
Note:

The reported analytical results relate only to the sample submitted.
This report shall not be reproduced, except in full, without the written approval from ESC.

Reported: 06/17/09 17:22 Revised: 06/30/09 10:41



**ENVIRONMENTAL
SCIENCE CORP.**

12065 Lebanon Rd.
Mt. Juliet, TN 37122
(615) 758-5858
1-800-767-5859
Fax (615) 758-5859

Tax I.D. 62-0814289

Est. 1970

REPORT OF ANALYSIS

Chris Kramer
SLR International Corp. - West Linn
1800 Blankenship Road, Suite 440
West Linn, OR 97068

June 30, 2009

Date Received : May 23, 2009
Description : Nord Door Project - Everett, WA
Sample ID : GP-310-4.5FT
Collected By : CK
Collection Date : 05/22/09 12:00

ESC Sample # : L404245-08

Site ID :

Project # : 008.022.0001

Parameter	Dry Result	MDL	RDL	Units	Q	Method	Date	Dil.
Total Solids	92.3			%		2540G	05/29/09	1
Mercury	0.013	0.0025	0.022	mg/kg	J	7471	05/26/09	1
Antimony	U	0.52	1.1	mg/kg		6010B	06/04/09	1
Arsenic	2.4	0.27	1.1	mg/kg	P1	6010B	06/02/09	1
Beryllium	U	0.38	1.1	mg/kg	O	6010B	06/02/09	10
Cadmium	0.29	0.037	0.27	mg/kg		6010B	06/02/09	1
Chromium	31.	0.099	0.54	mg/kg	J6	6010B	06/02/09	1
Copper	12.	0.30	1.1	mg/kg		6010B	06/02/09	1
Lead	3.0	0.096	0.27	mg/kg	J3	6010B	06/02/09	1
Nickel	40.	0.49	1.1	mg/kg		6010B	06/02/09	1
Selenium	U	0.33	1.1	mg/kg	P1	6010B	06/02/09	1
Silver	0.91	0.16	0.54	mg/kg		6010B	06/02/09	1
Thallium	8.9	0.30	1.1	mg/kg		6010B	06/02/09	1
Zinc	30.	0.44	1.6	mg/kg		6010B	06/02/09	1
Volatile Organics								
Acetone	0.034	0.017	0.054	mg/kg	J	8260B	05/27/09	1
Benzene	U	0.00032	0.0011	mg/kg		8260B	05/27/09	1
Bromochloromethane	U	0.00045	0.0011	mg/kg		8260B	05/27/09	1
Bromodichloromethane	U	0.00039	0.0011	mg/kg		8260B	05/27/09	1
Bromoform	U	0.00058	0.0011	mg/kg		8260B	05/27/09	1
Bromomethane	U	0.0013	0.0054	mg/kg		8260B	05/27/09	1
2-Butanone (MEK)	0.0030	0.0027	0.011	mg/kg	J	8260B	05/27/09	1
Carbon disulfide	U	0.00033	0.0011	mg/kg		8260B	05/27/09	1
Carbon tetrachloride	U	0.00032	0.0011	mg/kg		8260B	05/27/09	1
Chlorobenzene	U	0.00025	0.0011	mg/kg		8260B	05/27/09	1
Chloroethane	U	0.00059	0.0054	mg/kg		8260B	05/27/09	1
Chloroform	U	0.00041	0.0054	mg/kg		8260B	05/27/09	1
Chloromethane	U	0.00056	0.0011	mg/kg		8260B	05/27/09	1
1,2-Dibromo-3-Chloropropane	U	0.0012	0.0054	mg/kg		8260B	05/27/09	1
Chlorodibromomethane	U	0.00023	0.0011	mg/kg		8260B	05/27/09	1
1,2-Dibromoethane	U	0.00032	0.0011	mg/kg		8260B	05/27/09	1
1,2-Dichlorobenzene	U	0.00024	0.0011	mg/kg		8260B	05/27/09	1
1,3-Dichlorobenzene	U	0.00038	0.0011	mg/kg		8260B	05/27/09	1
1,4-Dichlorobenzene	U	0.00022	0.0011	mg/kg		8260B	05/27/09	1
Dichlorodifluoromethane	U	0.00032	0.0054	mg/kg		8260B	05/27/09	1
1,1-Dichloroethane	U	0.00026	0.0011	mg/kg		8260B	05/27/09	1
1,2-Dichloroethane	U	0.00053	0.0011	mg/kg		8260B	05/27/09	1
1,1-Dichloroethene	U	0.00074	0.0011	mg/kg		8260B	05/27/09	1
cis-1,2-Dichloroethene	U	0.00072	0.0011	mg/kg		8260B	05/27/09	1
trans-1,2-Dichloroethene	U	0.00068	0.0011	mg/kg		8260B	05/27/09	1

Results listed are dry weight basis.

U = ND (Not Detected)

MDL = Minimum Detection Limit = LOD

RDL = Reported Detection Limit = LOQ = PQL = EQL

Note:

This report shall not be reproduced, except in full, without the written approval from ESC.

The reported analytical results relate only to the sample submitted

Reported: 06/17/09 17:22 Revised: 06/30/09 10:41



**ENVIRONMENTAL
SCIENCE CORP.**

12065 Lebanon Rd.
Mt. Juliet, TN 37122
(615) 758-5858
1-800-767-5859
Fax (615) 758-5859

Tax I.D. 62-0814289

Est. 1970

REPORT OF ANALYSIS

Chris Kramer
SLR International Corp. - West Linn
1800 Blankenship Road, Suite 440
West Linn, OR 97068

June 30, 2009

Date Received : May 23, 2009
Description : Nord Door Project - Everett, WA
Sample ID : GP-310-4.5FT
Collected By : CK
Collection Date : 05/22/09 12:00

ESC Sample # : L404245-08
Site ID :
Project # : 008.022.0001

Parameter	Dry Result	MDL	RDL	Units	Q	Method	Date	Dil.
1,2-Dichloropropane	U	0.00075	0.0011	mg/kg		8260B	05/27/09	1
cis-1,3-Dichloropropene	U	0.00026	0.0011	mg/kg		8260B	05/27/09	1
trans-1,3-Dichloropropene	U	0.00036	0.0011	mg/kg		8260B	05/27/09	1
Ethylbenzene	U	0.00023	0.0011	mg/kg		8260B	05/27/09	1
2-Hexanone	U	0.00036	0.0011	mg/kg		8260B	05/27/09	1
Isopropylbenzene	U	0.00021	0.0011	mg/kg		8260B	05/27/09	1
4-Methyl-2-pentanone (MIBK)	U	0.0014	0.011	mg/kg		8260B	05/27/09	1
Methyl tert-butyl ether	U	0.00028	0.0011	mg/kg		8260B	05/27/09	1
Methylene Chloride	U	0.00060	0.0054	mg/kg		8260B	05/27/09	1
Styrene	U	0.00020	0.0011	mg/kg		8260B	05/27/09	1
1,1,2,2-Tetrachloroethane	U	0.00033	0.0011	mg/kg		8260B	05/27/09	1
Tetrachloroethene	U	0.00023	0.0011	mg/kg		8260B	05/27/09	1
Toluene	U	0.0012	0.0054	mg/kg		8260B	05/27/09	1
1,1,2-Trichloro-1,2,2-trifluoro	U	0.00025	0.0011	mg/kg		8260B	05/27/09	1
1,2,3-Trichlorobenzene	U	0.00023	0.0011	mg/kg		8260B	05/27/09	1
1,2,4-Trichlorobenzene	U	0.00025	0.0011	mg/kg		8260B	05/27/09	1
1,1,1-Trichloroethane	U	0.00052	0.0011	mg/kg		8260B	05/27/09	1
1,1,2-Trichloroethane	U	0.00046	0.0011	mg/kg		8260B	05/27/09	1
Trichloroethene	U	0.00034	0.0011	mg/kg		8260B	05/27/09	1
Trichlorofluoromethane	U	0.00027	0.0054	mg/kg		8260B	05/27/09	1
Vinyl chloride	U	0.00029	0.0011	mg/kg		8260B	05/27/09	1
Xylenes, Total	U	0.00046	0.0032	mg/kg		8260B	05/27/09	1
Cyclohexane	U	0.00033	0.0011	mg/kg	Q	8260B	06/20/09	1
1,4-Dioxane	U	0.033	0.11	mg/kg	Q	8260B	06/20/09	1
Methyl Acetate	U	0.0066	0.022	mg/kg	Q	8260B	06/20/09	1
Methyl Cyclohexane	U	0.00033	0.0011	mg/kg	Q	8260B	06/20/09	1
Surrogate Recovery								
Toluene-d8	103.			% Rec.		8260B	05/27/09	1
Dibromofluoromethane	91.9			% Rec.		8260B	05/27/09	1
4-Bromofluorobenzene	93.1			% Rec.		8260B	05/27/09	1
Gasoline Range (C7-C10)	U	1.3	4.3	mg/kg		NWTPH-HC	05/28/09	1
Mineral Spirits	U	1.3	4.3	mg/kg		NWTPH-HC	05/28/09	1
Kerosene (C9-C16)	U	1.3	4.3	mg/kg		NWTPH-HC	05/28/09	1
Diesel (C7-C26)	U	1.3	4.3	mg/kg		NWTPH-HC	05/28/09	1
#6 Fuel Oil (C10-C32)	U	1.3	4.3	mg/kg		NWTPH-HC	05/28/09	1
Hydraulic Fluid (C12-C33)	U	1.3	4.3	mg/kg		NWTPH-HC	05/28/09	1
Motor Oil (C16-C40)	U	3.3	11.	mg/kg		NWTPH-HC	05/28/09	1
Surrogate recovery(%)								
o-Terphenyl	109.			% Rec.		NWTPH-HC	05/28/09	1
Polychlorinated Biphenyls								
PCB 1016	U	0.0020	0.018	mg/kg		8082	05/28/09	1

Results listed are dry weight basis.

U = ND (Not Detected)

MDL = Minimum Detection Limit = LOD

RDL = Reported Detection Limit = LOQ = PQL = EQL

Note:

This report shall not be reproduced, except in full, without the written approval from ESC.

The reported analytical results relate only to the sample submitted

Reported: 06/17/09 17:22 Revised: 06/30/09 10:41



**ENVIRONMENTAL
SCIENCE CORP.**

12065 Lebanon Rd.
Mt. Juliet, TN 37122
(615) 758-5858
1-800-767-5859
Fax (615) 758-5859

Tax I.D. 62-0814289

Est. 1970

REPORT OF ANALYSIS

Chris Kramer
SLR International Corp. - West Linn
1800 Blankenship Road, Suite 440
West Linn, OR 97068

June 30, 2009

Date Received : May 23, 2009
Description : Nord Door Project - Everett, WA
Sample ID : GP-310-4.5FT
Collected By : CK
Collection Date : 05/22/09 12:00

ESC Sample # : L404245-08
Site ID :
Project # : 008.022.0001

Parameter	Dry Result	MDL	RDL	Units	Q	Method	Date	Dil.
PCB 1221	U	0.0049	0.018	mg/kg		8082	05/28/09	1
PCB 1232	U	0.0072	0.018	mg/kg		8082	05/28/09	1
PCB 1242	U	0.0049	0.018	mg/kg		8082	05/28/09	1
PCB 1248	U	0.0027	0.018	mg/kg		8082	05/28/09	1
PCB 1254	U	0.0050	0.018	mg/kg		8082	05/28/09	1
PCB 1260	U	0.0028	0.018	mg/kg		8082	05/28/09	1
PCBs Surrogates								
Decachlorobiphenyl	77.7			% Rec.		8082	05/28/09	1
Tetrachloro-m-xylene	96.1			% Rec.		8082	05/28/09	1
Base/Neutral Extractables								
Acenaphthylene	U	0.028	0.036	mg/kg		8270C	05/27/09	1
Acetophenone	U	0.011	0.036	mg/kg		8270C	05/27/09	1
Atrazine	U	0.11	0.36	mg/kg		8270C	05/27/09	1
Benzaldehyde	U	0.11	0.36	mg/kg		8270C	05/27/09	1
Biphenyl	U	0.11	0.36	mg/kg		8270C	05/27/09	1
Bis(2-chlorethoxy)methane	U	0.032	0.36	mg/kg		8270C	05/27/09	1
Bis(2-chloroethyl)ether	U	0.028	0.36	mg/kg		8270C	05/27/09	1
Bis(2-chloroisopropyl)ether	U	0.033	0.36	mg/kg		8270C	05/27/09	1
4-Bromophenyl-phenylether	U	0.022	0.36	mg/kg		8270C	05/27/09	1
2-Chloronaphthalene	U	0.026	0.36	mg/kg		8270C	05/27/09	1
4-Chlorophenyl-phenylether	U	0.025	0.36	mg/kg		8270C	05/27/09	1
3,3-Dichlorobenzidine	U	0.031	0.36	mg/kg		8270C	05/27/09	1
2,4-Dinitrotoluene	U	0.025	0.36	mg/kg		8270C	05/27/09	1
2,6-Dinitrotoluene	U	0.023	0.36	mg/kg		8270C	05/27/09	1
Hexachlorobenzene	U	0.025	0.36	mg/kg		8270C	05/27/09	1
Hexachloro-1,3-butadiene	U	0.032	0.36	mg/kg		8270C	05/27/09	1
Hexachlorocyclopentadiene	U	0.035	0.36	mg/kg		8270C	05/27/09	1
Hexachloroethane	U	0.033	0.36	mg/kg		8270C	05/27/09	1
Isophorone	U	0.038	0.36	mg/kg		8270C	05/27/09	1
2-Methylnaphthalene	U	0.026	0.36	mg/kg		8270C	05/27/09	1
2-Methylphenol	U	0.033	0.36	mg/kg		8270C	05/27/09	1
3&4-Methyl Phenol	U	0.033	0.36	mg/kg		8270C	05/27/09	1
2-Nitroaniline	U	0.021	0.36	mg/kg		8270C	05/27/09	1
3-Nitroaniline	U	0.065	0.36	mg/kg		8270C	05/27/09	1
4-Nitroaniline	U	0.038	0.36	mg/kg		8270C	05/27/09	1
Nitrobenzene	U	0.028	0.36	mg/kg		8270C	05/27/09	1
n-Nitrosodiphenylamine	U	0.034	0.36	mg/kg		8270C	05/27/09	1
n-Nitrosodi-n-propylamine	U	0.033	0.36	mg/kg		8270C	05/27/09	1
Benzylbutyl phthalate	U	0.038	0.36	mg/kg		8270C	05/27/09	1
Caprolactam	U	0.11	0.36	mg/kg		8270C	05/27/09	1
Carbazole	U	0.029	0.36	mg/kg		8270C	05/27/09	1
Bis(2-ethylhexyl)phthalate	U	0.060	0.36	mg/kg		8270C	05/27/09	1

Results listed are dry weight basis.

U = ND (Not Detected)

MDL = Minimum Detection Limit = LOD

RDL = Reported Detection Limit = LOQ = PQL = EQL

Note:

This report shall not be reproduced, except in full, without the written approval from ESC.

The reported analytical results relate only to the sample submitted

Reported: 06/17/09 17:22 Revised: 06/30/09 10:41



**ENVIRONMENTAL
SCIENCE CORP.**

12065 Lebanon Rd.
Mt. Juliet, TN 37122
(615) 758-5858
1-800-767-5859
Fax (615) 758-5859

Tax I.D. 62-0814289

Est. 1970

REPORT OF ANALYSIS

Chris Kramer
SLR International Corp. - West Linn
1800 Blankenship Road, Suite 440
West Linn, OR 97068

June 30, 2009

Date Received : May 23, 2009
Description : Nord Door Project - Everett, WA
Sample ID : GP-310-4.5FT
Collected By : CK
Collection Date : 05/22/09 12:00

ESC Sample # : L404245-08
Site ID :
Project # : 008.022.0001

Parameter	Dry Result	MDL	RDL	Units	Q	Method	Date	Dil.
4-Chloroaniline	U	0.036	0.36	mg/kg		8270C	05/27/09	1
Di-n-butyl phthalate	U	0.027	0.36	mg/kg		8270C	05/27/09	1
Dibenzofuran	U	0.022	0.36	mg/kg		8270C	05/27/09	1
Diethyl phthalate	U	0.040	0.36	mg/kg		8270C	05/27/09	1
Dimethyl phthalate	U	0.026	0.36	mg/kg		8270C	05/27/09	1
Di-n-octyl phthalate	U	0.036	0.36	mg/kg		8270C	05/27/09	1
Acid Extractables								
4-Chloro-3-methylphenol	U	0.034	0.36	mg/kg		8270C	05/27/09	1
2-Chlorophenol	U	0.031	0.36	mg/kg		8270C	05/27/09	1
2,4-Dichlorophenol	U	0.024	0.36	mg/kg		8270C	05/27/09	1
2,4-Dimethylphenol	U	0.038	0.36	mg/kg	J4	8270C	05/27/09	1
4,6-Dinitro-2-methylphenol	U	0.040	0.36	mg/kg		8270C	05/27/09	1
2,4-Dinitrophenol	U	0.041	0.36	mg/kg		8270C	05/27/09	1
2-Nitrophenol	U	0.027	0.36	mg/kg		8270C	05/27/09	1
4-Nitrophenol	U	0.027	0.36	mg/kg		8270C	05/27/09	1
Pentachlorophenol	U	0.031	0.36	mg/kg		8270C	05/27/09	1
Phenol	U	0.029	0.36	mg/kg		8270C	05/27/09	1
1,2,4,5-Tetrachlorobenzene	U	0.016	0.054	mg/kg		8270C	05/27/09	1
2,4,5-Trichlorophenol	U	0.030	0.36	mg/kg		8270C	05/27/09	1
2,4,6-Trichlorophenol	U	0.028	0.36	mg/kg		8270C	05/27/09	1
2,3,4,6-Tetrachlorophenol	U	0.016	0.054	mg/kg	Q	8270C	06/22/09	1
Benzo(a)anthracene	U	0.032	0.36	mg/kg		8270C	05/27/09	1
Benzo(a)pyrene	U	0.027	0.36	mg/kg		8270C	05/27/09	1
Benzo(b)fluoranthene	U	0.030	0.36	mg/kg		8270C	05/27/09	1
Benzo(k)fluoranthene	U	0.031	0.36	mg/kg		8270C	05/27/09	1
Chrysene	U	0.035	0.36	mg/kg		8270C	05/27/09	1
Dibenz(a,h)anthracene	U	0.028	0.36	mg/kg		8270C	05/27/09	1
Indeno(1,2,3-cd)pyrene	U	0.029	0.36	mg/kg		8270C	05/27/09	1
Acenaphthene	U	0.024	0.36	mg/kg		8270C	05/27/09	1
Anthracene	U	0.023	0.36	mg/kg		8270C	05/27/09	1
Benzo(g,h,i)perylene	U	0.029	0.36	mg/kg		8270C	05/27/09	1
Fluoranthene	U	0.024	0.36	mg/kg		8270C	05/27/09	1
Fluorene	U	0.023	0.36	mg/kg		8270C	05/27/09	1
Naphthalene	U	0.026	0.36	mg/kg		8270C	05/27/09	1
Phenanthrene	U	0.025	0.36	mg/kg		8270C	05/27/09	1
Pyrene	U	0.036	0.36	mg/kg		8270C	05/27/09	1
Surrogate Recovery								
Nitrobenzene-d5	64.1			% Rec.		8270C	05/27/09	1
Nitrobenzene-d5	57.2			% Rec.		8270C	05/27/09	1
2-Fluorobiphenyl	69.5			% Rec.		8270C	05/27/09	1
2-Fluorobiphenyl	75.3			% Rec.		8270C	05/27/09	1
p-Terphenyl-d14	87.6			% Rec.		8270C	05/27/09	1
p-Terphenyl-d14	94.7			% Rec.		8270C	05/27/09	1

Results listed are dry weight basis.

U = ND (Not Detected)

MDL = Minimum Detection Limit = LOD

RDL = Reported Detection Limit = LOQ = PQL = EQL

Note:

This report shall not be reproduced, except in full, without the written approval from ESC.

The reported analytical results relate only to the sample submitted

Reported: 06/17/09 17:22 Revised: 06/30/09 10:41



**ENVIRONMENTAL
SCIENCE CORP.**

12065 Lebanon Rd.
Mt. Juliet, TN 37122
(615) 758-5858
1-800-767-5859
Fax (615) 758-5859

Tax I.D. 62-0814289

Est. 1970

REPORT OF ANALYSIS

Chris Kramer
SLR International Corp. - West Linn
1800 Blankenship Road, Suite 440
West Linn, OR 97068

June 30, 2009

Date Received : May 23, 2009
Description : Nord Door Project - Everett, WA
Sample ID : GP-310-4.5FT
Collected By : CK
Collection Date : 05/22/09 12:00

ESC Sample # : L404245-08

Site ID :

Project # : 008.022.0001

Parameter	Dry Result	MDL	RDL	Units	Q	Method	Date	Dil.
Phenol-d5	72.4			% Rec.		8270C	05/27/09	1
Phenol-d5	70.7			% Rec.		8270C	05/27/09	1
2-Fluorophenol	73.3			% Rec.		8270C	05/27/09	1
2-Fluorophenol	74.4			% Rec.		8270C	05/27/09	1
2,4,6-Tribromophenol	90.5			% Rec.		8270C	05/27/09	1
2,4,6-Tribromophenol	71.6			% Rec.		8270C	05/27/09	1

Results listed are dry weight basis.

U = ND (Not Detected)

MDL = Minimum Detection Limit = LOD

RDL = Reported Detection Limit = LOQ = PQL = EQL

Note:

This report shall not be reproduced, except in full, without the written approval from ESC.

The reported analytical results relate only to the sample submitted

Reported: 06/17/09 17:22 Revised: 06/30/09 10:41



**ENVIRONMENTAL
SCIENCE CORP.**

12065 Lebanon Rd.
Mt. Juliet, TN 37122
(615) 758-5858
1-800-767-5859
Fax (615) 758-5859

Tax I.D. 62-0814289

Est. 1970

REPORT OF ANALYSIS

Chris Kramer
SLR International Corp. - West Linn
1800 Blankenship Road, Suite 440
West Linn, OR 97068

June 30, 2009

Date Received : May 23, 2009
Description : Nord Door Project - Everett, WA
Sample ID : GP-310-GW
Collected By : CK
Collection Date : 05/22/09 13:30

ESC Sample # : L404245-09

Site ID :

Project # : 008.022.0001

Parameter	Result	MDL	RDL	Units	Q	Method	Date	Dil.
Antimony	3.9	0.29	1.0	ug/l		6020	06/07/09	1
Arsenic	14.	0.22	1.0	ug/l		6020	06/07/09	1
Thallium	U	0.22	1.0	ug/l		6020	06/07/09	1
Mercury	U	0.057	0.20	ug/l		7470A	06/08/09	1
Beryllium	U	0.75	2.0	ug/l		6010B	06/07/09	1
Cadmium	1.0	0.74	5.0	ug/l	J	6010B	06/07/09	1
Chromium	30.	2.0	10.	ug/l		6010B	06/07/09	1
Copper	33.	6.0	20.	ug/l		6010B	06/07/09	1
Lead	26.	1.9	5.0	ug/l		6010B	06/07/09	1
Nickel	22.	9.8	20.	ug/l		6010B	06/07/09	1
Selenium	U	6.5	20.	ug/l		6010B	06/07/09	1
Silver	U	3.2	10.	ug/l		6010B	06/07/09	1
Zinc	50.	8.8	30.	ug/l		6010B	06/07/09	1
Volatile Organics								
Acetone	U	8.9	50.	ug/l		8260B	05/25/09	1
Benzene	U	0.29	1.0	ug/l		8260B	05/25/09	1
Bromochloromethane	U	0.44	1.0	ug/l		8260B	05/25/09	1
Bromodichloromethane	U	0.37	1.0	ug/l		8260B	05/25/09	1
Bromoform	U	0.51	1.0	ug/l		8260B	05/25/09	1
Bromomethane	U	0.89	5.0	ug/l		8260B	05/25/09	1
2-Butanone (MEK)	U	4.5	10.	ug/l		8260B	05/25/09	1
Carbon disulfide	U	0.32	1.0	ug/l		8260B	05/25/09	1
Carbon tetrachloride	U	0.31	1.0	ug/l		8260B	05/25/09	1
Chlorobenzene	U	0.26	1.0	ug/l		8260B	05/25/09	1
Chloroethane	U	0.86	5.0	ug/l		8260B	05/25/09	1
Chloroform	U	0.33	5.0	ug/l		8260B	05/25/09	1
Chloromethane	U	0.25	2.5	ug/l		8260B	05/25/09	1
1,2-Dibromo-3-Chloropropane	U	0.48	5.0	ug/l		8260B	05/25/09	1
Chlorodibromomethane	U	0.42	5.0	ug/l		8260B	05/25/09	1
1,2-Dibromoethane	U	0.48	1.0	ug/l		8260B	05/25/09	1
1,2-Dichlorobenzene	U	0.29	1.0	ug/l		8260B	05/25/09	1
1,3-Dichlorobenzene	U	0.19	1.0	ug/l		8260B	05/25/09	1
1,4-Dichlorobenzene	U	0.30	1.0	ug/l		8260B	05/25/09	1
Dichlorodifluoromethane	U	0.54	5.0	ug/l		8260B	05/25/09	1
1,1-Dichloroethane	U	0.31	1.0	ug/l		8260B	05/25/09	1
1,2-Dichloroethane	U	0.27	1.0	ug/l		8260B	05/25/09	1
1,1-Dichloroethene	U	0.50	1.0	ug/l		8260B	05/25/09	1
cis-1,2-Dichloroethene	U	0.38	1.0	ug/l		8260B	05/25/09	1
trans-1,2-Dichloroethene	U	0.30	1.0	ug/l		8260B	05/25/09	1
1,2-Dichloropropane	U	0.52	1.0	ug/l		8260B	05/25/09	1

U = ND (Not Detected)

RDL = Reported Detection Limit = LOQ = PQL = EQL

MDL = Minimum Detection Limit = LOD = SQL(TRRP)

Note:

The reported analytical results relate only to the sample submitted.

This report shall not be reproduced, except in full, without the written approval from ESC.

Reported: 06/17/09 17:22 Revised: 06/30/09 10:41



**ENVIRONMENTAL
SCIENCE CORP.**

12065 Lebanon Rd.
Mt. Juliet, TN 37122
(615) 758-5858
1-800-767-5859
Fax (615) 758-5859

Tax I.D. 62-0814289

Est. 1970

REPORT OF ANALYSIS

Chris Kramer
SLR International Corp. - West Linn
1800 Blankenship Road, Suite 440
West Linn, OR 97068

June 30, 2009

Date Received : May 23, 2009
Description : Nord Door Project - Everett, WA
Sample ID : GP-310-GW
Collected By : CK
Collection Date : 05/22/09 13:30

ESC Sample # : L404245-09
Site ID :
Project # : 008.022.0001

Parameter	Result	MDL	RDL	Units	Q	Method	Date	Dil.
cis-1,3-Dichloropropene	U	0.26	1.0	ug/l		8260B	05/25/09	1
trans-1,3-Dichloropropene	U	0.24	1.0	ug/l		8260B	05/25/09	1
Ethylbenzene	U	0.22	1.0	ug/l		8260B	05/25/09	1
2-Hexanone	U	1.6	10.	ug/l		8260B	05/25/09	1
Isopropylbenzene	U	0.19	1.0	ug/l		8260B	05/25/09	1
4-Methyl-2-pentanone (MIBK)	U	1.4	10.	ug/l		8260B	05/25/09	1
Methyl tert-butyl ether	U	0.19	1.0	ug/l		8260B	05/25/09	1
Methylene Chloride	U	0.30	5.0	ug/l		8260B	05/25/09	1
Styrene	U	0.38	1.0	ug/l		8260B	05/25/09	1
1,1,2,2-Tetrachloroethane	U	0.22	1.0	ug/l		8260B	05/25/09	1
Tetrachloroethene	U	0.29	1.0	ug/l		8260B	05/25/09	1
Toluene	0.34	0.27	5.0	ug/l	J	8260B	05/25/09	1
1,1,2-Trichloro-1,2,2-trifluoro	U	0.22	1.0	ug/l		8260B	05/25/09	1
1,2,3-Trichlorobenzene	U	0.24	1.0	ug/l		8260B	05/25/09	1
1,2,4-Trichlorobenzene	U	0.26	1.0	ug/l		8260B	05/25/09	1
1,1,1-Trichloroethane	U	0.27	1.0	ug/l		8260B	05/25/09	1
1,1,2-Trichloroethane	U	0.45	1.0	ug/l		8260B	05/25/09	1
Trichloroethene	U	0.37	1.0	ug/l		8260B	05/25/09	1
Trichlorofluoromethane	U	0.29	5.0	ug/l		8260B	05/25/09	1
Vinyl chloride	U	0.27	1.0	ug/l		8260B	05/25/09	1
Xylenes, Total	U	0.86	3.0	ug/l		8260B	05/25/09	1
Cyclohexane	U	0.30	1.0	ug/l	Q	8260B	06/23/09	1
1,4-Dioxane	U	33.	100	ug/l	Q	8260B	06/23/09	1
Methyl Acetate	U	6.6	20.	ug/l	Q	8260B	06/23/09	1
Methyl Cyclohexane	U	0.33	1.0	ug/l	Q	8260B	06/23/09	1
Surrogate Recovery								
Toluene-d8	99.3			% Rec.		8260B	05/25/09	1
Dibromofluoromethane	97.9			% Rec.		8260B	05/25/09	1
4-Bromofluorobenzene	104.			% Rec.		8260B	05/25/09	1
Diesel Range Organics (DRO)	270	33.	100	ug/l		NWTPHDX	05/30/09	1
Residual Range Organics (RRO)	280	82.	250	ug/l		NWTPHDX	05/30/09	1
Surrogate Recovery								
o-Terphenyl	50.2			% Rec.		NWTPHDX	05/30/09	1
Base/Neutral Extractables								
Acenaphthylene	U	0.33	1.0	ug/l		8270C	05/28/09	1
Acetophenone	U	16.	50.	ug/l		8270C	05/28/09	1
Atrazine	U	3.3	10.	ug/l		8270C	05/28/09	1
Benzaldehyde	U	3.3	10.	ug/l		8270C	05/28/09	1
Biphenyl	U	3.3	10.	ug/l		8270C	05/28/09	1
Bis(2-chloroethoxy)methane	U	2.3	10.	ug/l		8270C	05/28/09	1
Bis(2-chloroethyl)ether	U	1.9	10.	ug/l		8270C	05/28/09	1

U = ND (Not Detected)
RDL = Reported Detection Limit = LOQ = PQL = EQL
MDL = Minimum Detection Limit = LOD = SQL(TRRP)
Note:

The reported analytical results relate only to the sample submitted.
This report shall not be reproduced, except in full, without the written approval from ESC.

Reported: 06/17/09 17:22 Revised: 06/30/09 10:41



**ENVIRONMENTAL
SCIENCE CORP.**

12065 Lebanon Rd.
Mt. Juliet, TN 37122
(615) 758-5858
1-800-767-5859
Fax (615) 758-5859

Tax I.D. 62-0814289

Est. 1970

REPORT OF ANALYSIS

Chris Kramer
SLR International Corp. - West Linn
1800 Blankenship Road, Suite 440
West Linn, OR 97068

June 30, 2009

Date Received : May 23, 2009
Description : Nord Door Project - Everett, WA
Sample ID : GP-310-GW
Collected By : CK
Collection Date : 05/22/09 13:30

ESC Sample # : L404245-09
Site ID :
Project # : 008.022.0001

Parameter	Result	MDL	RDL	Units	Q	Method	Date	Dil.
Bis(2-chloroisopropyl)ether	U	2.1	10.	ug/l		8270C	05/28/09	1
4-Bromophenyl-phenylether	U	1.3	10.	ug/l		8270C	05/28/09	1
2-Chloronaphthalene	U	3.3	10.	ug/l		8270C	05/28/09	1
4-Chlorophenyl-phenylether	U	1.8	10.	ug/l		8270C	05/28/09	1
3,3-Dichlorobenzidine	U	0.79	10.	ug/l		8270C	05/28/09	1
2,4-Dinitrotoluene	U	1.1	10.	ug/l		8270C	05/28/09	1
2,6-Dinitrotoluene	U	1.4	10.	ug/l		8270C	05/28/09	1
Hexachlorobenzene	U	1.2	10.	ug/l		8270C	05/28/09	1
Hexachloro-1,3-butadiene	U	2.4	10.	ug/l		8270C	05/28/09	1
Hexachlorocyclopentadiene	U	1.6	10.	ug/l		8270C	05/28/09	1
Hexachloroethane	U	1.8	10.	ug/l		8270C	05/28/09	1
Isophorone	U	2.8	10.	ug/l		8270C	05/28/09	1
2-Methylnaphthalene	U	3.3	10.	ug/l		8270C	05/28/09	1
2-Methylphenol	U	1.3	10.	ug/l		8270C	05/28/09	1
3&4-Methyl Phenol	U	1.1	10.	ug/l		8270C	05/28/09	1
2-Nitroaniline	U	1.5	10.	ug/l		8270C	05/28/09	1
3-Nitroaniline	U	1.2	10.	ug/l		8270C	05/28/09	1
4-Nitroaniline	U	1.6	10.	ug/l		8270C	05/28/09	1
Nitrobenzene	U	2.1	10.	ug/l		8270C	05/28/09	1
n-Nitrosodiphenylamine	U	1.7	10.	ug/l		8270C	05/28/09	1
n-Nitrosodi-n-propylamine	U	2.4	10.	ug/l		8270C	05/28/09	1
Benzylbutyl phthalate	U	3.3	10.	ug/l		8270C	05/28/09	1
Caprolactam	U	3.3	10.	ug/l		8270C	05/28/09	1
Carbazole	U	0.95	10.	ug/l		8270C	05/28/09	1
Bis(2-ethylhexyl)phthalate	U	3.3	10.	ug/l		8270C	05/28/09	1
4-Chloroaniline	U	2.6	10.	ug/l		8270C	05/28/09	1
Di-n-butyl phthalate	U	3.3	10.	ug/l		8270C	05/28/09	1
Dibenzofuran	U	1.5	10.	ug/l		8270C	05/28/09	1
Diethyl phthalate	U	3.3	10.	ug/l		8270C	05/28/09	1
Dimethyl phthalate	U	3.3	10.	ug/l	J3	8270C	05/28/09	1
Di-n-octyl phthalate	U	3.3	10.	ug/l		8270C	05/28/09	1
Acid Extractables								
4-Chloro-3-methylphenol	U	1.8	10.	ug/l		8270C	05/28/09	1
2-Chlorophenol	U	1.3	10.	ug/l		8270C	05/28/09	1
2,4-Dichlorophenol	U	2.0	10.	ug/l		8270C	05/28/09	1
2,4-Dimethylphenol	U	2.1	10.	ug/l		8270C	05/28/09	1
4,6-Dinitro-2-methylphenol	U	2.2	10.	ug/l		8270C	05/28/09	1
2,4-Dinitrophenol	U	1.2	10.	ug/l		8270C	05/28/09	1
2-Nitrophenol	U	2.1	10.	ug/l		8270C	05/28/09	1
4-Nitrophenol	U	0.76	10.	ug/l		8270C	05/28/09	1
Pentachlorophenol	U	2.4	10.	ug/l		8270C	05/28/09	1
Phenol	U	0.59	10.	ug/l		8270C	05/28/09	1
1,2,4,5-Tetrachlorobenzene	U	16.	50.	ug/l		8270C	05/28/09	1

U = ND (Not Detected)
RDL = Reported Detection Limit = LOQ = PQL = EQL
MDL = Minimum Detection Limit = LOD = SQL(TRRP)

Note:

The reported analytical results relate only to the sample submitted.
This report shall not be reproduced, except in full, without the written approval from ESC.

Reported: 06/17/09 17:22 Revised: 06/30/09 10:41



**ENVIRONMENTAL
SCIENCE CORP.**

12065 Lebanon Rd.
Mt. Juliet, TN 37122
(615) 758-5858
1-800-767-5859
Fax (615) 758-5859

Tax I.D. 62-0814289

Est. 1970

REPORT OF ANALYSIS

Chris Kramer
SLR International Corp. - West Linn
1800 Blankenship Road, Suite 440
West Linn, OR 97068

June 30, 2009

Date Received : May 23, 2009
Description : Nord Door Project - Everett, WA
Sample ID : GP-310-GW
Collected By : CK
Collection Date : 05/22/09 13:30

ESC Sample # : L404245-09
Site ID :
Project # : 008.022.0001

Parameter	Result	MDL	RDL	Units	Q	Method	Date	Dil.
2,4,5-Trichlorophenol	U	1.7	10.	ug/l		8270C	05/28/09	1
2,4,6-Trichlorophenol	U	2.0	10.	ug/l		8270C	05/28/09	1
2,3,4,6-Tetrachlorophenol	U	16.	50.	ug/l		8270C	06/16/09	1
Benzo(a)anthracene	U	3.3	10.	ug/l		8270C	05/28/09	1
Benzo(a)pyrene	U	3.3	10.	ug/l		8270C	05/28/09	1
Benzo(b)fluoranthene	U	3.3	10.	ug/l		8270C	05/28/09	1
Benzo(k)fluoranthene	U	3.3	10.	ug/l		8270C	05/28/09	1
Chrysene	U	3.3	10.	ug/l		8270C	05/28/09	1
Dibenz(a,h)anthracene	U	3.3	10.	ug/l		8270C	05/28/09	1
Indeno(1,2,3-cd)pyrene	U	3.3	10.	ug/l		8270C	05/28/09	1
Acenaphthene	U	3.3	10.	ug/l		8270C	05/28/09	1
Anthracene	U	3.3	10.	ug/l		8270C	05/28/09	1
Benzo(g,h,i)perylene	U	3.3	10.	ug/l		8270C	05/28/09	1
Fluoranthene	U	3.3	10.	ug/l		8270C	05/28/09	1
Fluorene	U	3.3	10.	ug/l		8270C	05/28/09	1
Naphthalene	U	3.3	10.	ug/l		8270C	05/28/09	1
Phenanthrene	U	3.3	10.	ug/l		8270C	05/28/09	1
Pyrene	U	3.3	10.	ug/l		8270C	05/28/09	1
Surrogate Recovery								
Nitrobenzene-d5	48.6			% Rec.		8270C	05/28/09	1
2-Fluorobiphenyl	58.7			% Rec.		8270C	05/28/09	1
p-Terphenyl-d14	48.1			% Rec.		8270C	05/28/09	1
2,4,6-Tribromophenol	80.0			% Rec.		8270C	05/28/09	1
Phenol-d5	20.8			% Rec.		8270C	05/28/09	1
2-Fluorophenol	31.9			% Rec.		8270C	05/28/09	1

U = ND (Not Detected)

RDL = Reported Detection Limit = LOQ = PQL = EQL

MDL = Minimum Detection Limit = LOD = SQL(TRRP)

Note:

The reported analytical results relate only to the sample submitted.

This report shall not be reproduced, except in full, without the written approval from ESC.

Reported: 06/17/09 17:22 Revised: 06/30/09 10:41



**ENVIRONMENTAL
SCIENCE CORP.**

12065 Lebanon Rd.
Mt. Juliet, TN 37122
(615) 758-5858
1-800-767-5859
Fax (615) 758-5859

Tax I.D. 62-0814289

Est. 1970

REPORT OF ANALYSIS

Chris Kramer
SLR International Corp. - West Linn
1800 Blankenship Road, Suite 440
West Linn, OR 97068

June 30, 2009

Date Received : May 23, 2009
Description : Nord Door Project - Everett, WA
Sample ID : GP-312-3.5FT
Collected By : CK
Collection Date : 05/22/09 12:30

ESC Sample # : L404245-10
Site ID :
Project # : 008.022.0001

Parameter	Dry Result	MDL	RDL	Units	Q	Method	Date	Dil.
Total Solids	82.6			%		2540G	05/29/09	1
Mercury	0.039	0.0025	0.024	mg/kg		7471	05/26/09	1
Antimony	2.4	0.52	1.2	mg/kg		6010B	06/05/09	1
Arsenic	2.0	0.27	1.2	mg/kg		6010B	06/02/09	1
Beryllium	U	0.75	2.4	mg/kg	O	6010B	06/02/09	20
Cadmium	0.39	0.037	0.30	mg/kg		6010B	06/02/09	1
Chromium	38.	0.098	0.60	mg/kg		6010B	06/02/09	1
Copper	19.	0.30	1.2	mg/kg		6010B	06/02/09	1
Lead	13.	0.096	0.30	mg/kg		6010B	06/02/09	1
Nickel	41.	0.49	1.2	mg/kg		6010B	06/02/09	1
Selenium	0.53	0.33	1.2	mg/kg	J	6010B	06/02/09	1
Silver	1.1	0.16	0.60	mg/kg		6010B	06/02/09	1
Thallium	11.	0.30	1.2	mg/kg		6010B	06/02/09	1
Zinc	44.	0.44	1.8	mg/kg		6010B	06/02/09	1
Volatile Organics								
Acetone	0.033	0.017	0.060	mg/kg	J	8260B	05/27/09	1
Benzene	U	0.00032	0.0012	mg/kg		8260B	05/27/09	1
Bromochloromethane	U	0.00045	0.0012	mg/kg		8260B	05/27/09	1
Bromodichloromethane	U	0.00039	0.0012	mg/kg		8260B	05/27/09	1
Bromoform	U	0.00058	0.0012	mg/kg		8260B	05/27/09	1
Bromomethane	U	0.0013	0.0060	mg/kg		8260B	05/27/09	1
2-Butanone (MEK)	0.0039	0.0027	0.012	mg/kg	J	8260B	05/27/09	1
Carbon disulfide	U	0.00033	0.0012	mg/kg		8260B	05/27/09	1
Carbon tetrachloride	U	0.00032	0.0012	mg/kg		8260B	05/27/09	1
Chlorobenzene	U	0.00025	0.0012	mg/kg		8260B	05/27/09	1
Chloroethane	U	0.00059	0.0060	mg/kg		8260B	05/27/09	1
Chloroform	U	0.00041	0.0060	mg/kg		8260B	05/27/09	1
Chloromethane	U	0.00056	0.0012	mg/kg		8260B	05/27/09	1
1,2-Dibromo-3-Chloropropane	U	0.0012	0.0060	mg/kg		8260B	05/27/09	1
Chlorodibromomethane	U	0.00023	0.0012	mg/kg		8260B	05/27/09	1
1,2-Dibromoethane	U	0.00032	0.0012	mg/kg		8260B	05/27/09	1
1,2-Dichlorobenzene	U	0.00024	0.0012	mg/kg		8260B	05/27/09	1
1,3-Dichlorobenzene	U	0.00038	0.0012	mg/kg		8260B	05/27/09	1
1,4-Dichlorobenzene	U	0.00022	0.0012	mg/kg		8260B	05/27/09	1
Dichlorodifluoromethane	U	0.00032	0.0060	mg/kg		8260B	05/27/09	1
1,1-Dichloroethane	U	0.00026	0.0012	mg/kg		8260B	05/27/09	1
1,2-Dichloroethane	U	0.00053	0.0012	mg/kg		8260B	05/27/09	1
1,1-Dichloroethene	U	0.00074	0.0012	mg/kg		8260B	05/27/09	1
cis-1,2-Dichloroethene	U	0.00072	0.0012	mg/kg		8260B	05/27/09	1
trans-1,2-Dichloroethene	U	0.00068	0.0012	mg/kg		8260B	05/27/09	1

Results listed are dry weight basis.

U = ND (Not Detected)

MDL = Minimum Detection Limit = LOD

RDL = Reported Detection Limit = LOQ = PQL = EQL

Note:

This report shall not be reproduced, except in full, without the written approval from ESC.

The reported analytical results relate only to the sample submitted

Reported: 06/17/09 17:22 Revised: 06/30/09 10:41



**ENVIRONMENTAL
SCIENCE CORP.**

12065 Lebanon Rd.
Mt. Juliet, TN 37122
(615) 758-5858
1-800-767-5859
Fax (615) 758-5859

Tax I.D. 62-0814289

Est. 1970

REPORT OF ANALYSIS

Chris Kramer
SLR International Corp. - West Linn
1800 Blankenship Road, Suite 440
West Linn, OR 97068

June 30, 2009

Date Received : May 23, 2009
Description : Nord Door Project - Everett, WA
Sample ID : GP-312-3.5FT
Collected By : CK
Collection Date : 05/22/09 12:30

ESC Sample # : L404245-10

Site ID :

Project # : 008.022.0001

Parameter	Dry Result	MDL	RDL	Units	Q	Method	Date	Dil.
1,2-Dichloropropane	U	0.00075	0.0012	mg/kg		8260B	05/27/09	1
cis-1,3-Dichloropropene	U	0.00026	0.0012	mg/kg		8260B	05/27/09	1
trans-1,3-Dichloropropene	U	0.00036	0.0012	mg/kg		8260B	05/27/09	1
Ethylbenzene	U	0.00023	0.0012	mg/kg		8260B	05/27/09	1
2-Hexanone	U	0.00036	0.0012	mg/kg		8260B	05/27/09	1
Isopropylbenzene	U	0.00021	0.0012	mg/kg		8260B	05/27/09	1
4-Methyl-2-pentanone (MIBK)	U	0.0014	0.012	mg/kg		8260B	05/27/09	1
Methyl tert-butyl ether	U	0.00028	0.0012	mg/kg		8260B	05/27/09	1
Methylene Chloride	U	0.00060	0.0060	mg/kg		8260B	05/27/09	1
Styrene	U	0.00020	0.0012	mg/kg		8260B	05/27/09	1
1,1,2,2-Tetrachloroethane	U	0.00033	0.0012	mg/kg		8260B	05/27/09	1
Tetrachloroethene	U	0.00023	0.0012	mg/kg		8260B	05/27/09	1
Toluene	U	0.0012	0.0060	mg/kg		8260B	05/27/09	1
1,1,2-Trichloro-1,2,2-trifluoro	U	0.00025	0.0012	mg/kg		8260B	05/27/09	1
1,2,3-Trichlorobenzene	U	0.00023	0.0012	mg/kg		8260B	05/27/09	1
1,2,4-Trichlorobenzene	U	0.00025	0.0012	mg/kg		8260B	05/27/09	1
1,1,1-Trichloroethane	U	0.00052	0.0012	mg/kg		8260B	05/27/09	1
1,1,2-Trichloroethane	U	0.00046	0.0012	mg/kg		8260B	05/27/09	1
Trichloroethene	U	0.00034	0.0012	mg/kg		8260B	05/27/09	1
Trichlorofluoromethane	U	0.00027	0.0060	mg/kg		8260B	05/27/09	1
Vinyl chloride	U	0.00029	0.0012	mg/kg		8260B	05/27/09	1
Xylenes, Total	U	0.00046	0.0036	mg/kg		8260B	05/27/09	1
Cyclohexane	U	0.00033	0.0012	mg/kg	Q	8260B	06/20/09	1
1,4-Dioxane	U	0.033	0.12	mg/kg	Q	8260B	06/20/09	1
Methyl Acetate	U	0.0066	0.024	mg/kg	Q	8260B	06/20/09	1
Methyl Cyclohexane	U	0.00033	0.0012	mg/kg	Q	8260B	06/20/09	1
Surrogate Recovery								
Toluene-d8	100.			% Rec.		8260B	05/27/09	1
Dibromofluoromethane	94.7			% Rec.		8260B	05/27/09	1
4-Bromofluorobenzene	79.4			% Rec.		8260B	05/27/09	1
Gasoline Range (C7-C10)	U	1.3	4.8	mg/kg		NWTPH-HC	05/28/09	1
Mineral Spirits	U	1.3	4.8	mg/kg		NWTPH-HC	05/28/09	1
Kerosene (C9-C16)	U	1.3	4.8	mg/kg		NWTPH-HC	05/28/09	1
Diesel (C7-C26)	U	1.3	4.8	mg/kg		NWTPH-HC	05/28/09	1
#6 Fuel Oil (C10-C32)	U	1.3	4.8	mg/kg		NWTPH-HC	05/28/09	1
Hydraulic Fluid (C12-C33)	U	1.3	4.8	mg/kg		NWTPH-HC	05/28/09	1
Motor Oil (C16-C40)	9.9	3.3	12.	mg/kg	J	NWTPH-HC	05/28/09	1
Surrogate recovery(%)								
o-Terphenyl	95.0			% Rec.		NWTPH-HC	05/28/09	1
Polychlorinated Biphenyls								
PCB 1016	U	0.0020	0.020	mg/kg		8082	05/28/09	1

Results listed are dry weight basis.

U = ND (Not Detected)

MDL = Minimum Detection Limit = LOD

RDL = Reported Detection Limit = LOQ = PQL = EQL

Note:

This report shall not be reproduced, except in full, without the written approval from ESC.

The reported analytical results relate only to the sample submitted

Reported: 06/17/09 17:22 Revised: 06/30/09 10:41



**ENVIRONMENTAL
SCIENCE CORP.**

12065 Lebanon Rd.
Mt. Juliet, TN 37122
(615) 758-5858
1-800-767-5859
Fax (615) 758-5859

Tax I.D. 62-0814289

Est. 1970

REPORT OF ANALYSIS

Chris Kramer
SLR International Corp. - West Linn
1800 Blankenship Road, Suite 440
West Linn, OR 97068

June 30, 2009

Date Received : May 23, 2009
Description : Nord Door Project - Everett, WA
Sample ID : GP-312-3.5FT
Collected By : CK
Collection Date : 05/22/09 12:30

ESC Sample # : L404245-10

Site ID :

Project # : 008.022.0001

Parameter	Dry Result	MDL	RDL	Units	Q	Method	Date	Dil.
PCB 1221	U	0.0049	0.020	mg/kg		8082	05/28/09	1
PCB 1232	U	0.0072	0.020	mg/kg		8082	05/28/09	1
PCB 1242	U	0.0049	0.020	mg/kg		8082	05/28/09	1
PCB 1248	U	0.0027	0.020	mg/kg		8082	05/28/09	1
PCB 1254	U	0.0050	0.020	mg/kg		8082	05/28/09	1
PCB 1260	U	0.0028	0.020	mg/kg		8082	05/28/09	1
PCBs Surrogates								
Decachlorobiphenyl	38.5			% Rec.		8082	05/28/09	1
Tetrachloro-m-xylene	57.8			% Rec.		8082	05/28/09	1
Base/Neutral Extractables								
Acenaphthylene	U	0.028	0.040	mg/kg		8270C	05/27/09	1
Acetophenone	U	0.011	0.040	mg/kg		8270C	05/27/09	1
Atrazine	U	0.11	0.40	mg/kg		8270C	05/27/09	1
Benzaldehyde	U	0.11	0.40	mg/kg		8270C	05/27/09	1
Biphenyl	U	0.11	0.40	mg/kg		8270C	05/27/09	1
Bis(2-chlorethoxy)methane	U	0.032	0.40	mg/kg		8270C	05/27/09	1
Bis(2-chloroethyl)ether	U	0.028	0.40	mg/kg		8270C	05/27/09	1
Bis(2-chloroisopropyl)ether	U	0.033	0.40	mg/kg		8270C	05/27/09	1
4-Bromophenyl-phenylether	U	0.022	0.40	mg/kg		8270C	05/27/09	1
2-Chloronaphthalene	U	0.026	0.40	mg/kg		8270C	05/27/09	1
4-Chlorophenyl-phenylether	U	0.025	0.40	mg/kg		8270C	05/27/09	1
3,3-Dichlorobenzidine	U	0.031	0.40	mg/kg		8270C	05/27/09	1
2,4-Dinitrotoluene	U	0.025	0.40	mg/kg		8270C	05/27/09	1
2,6-Dinitrotoluene	U	0.023	0.40	mg/kg		8270C	05/27/09	1
Hexachlorobenzene	U	0.025	0.40	mg/kg		8270C	05/27/09	1
Hexachloro-1,3-butadiene	U	0.032	0.40	mg/kg		8270C	05/27/09	1
Hexachlorocyclopentadiene	U	0.035	0.40	mg/kg		8270C	05/27/09	1
Hexachloroethane	U	0.033	0.40	mg/kg		8270C	05/27/09	1
Isophorone	U	0.038	0.40	mg/kg		8270C	05/27/09	1
2-Methylnaphthalene	U	0.026	0.40	mg/kg		8270C	05/27/09	1
2-Methylphenol	U	0.033	0.40	mg/kg		8270C	05/27/09	1
3&4-Methyl Phenol	U	0.033	0.40	mg/kg		8270C	05/27/09	1
2-Nitroaniline	U	0.021	0.40	mg/kg		8270C	05/27/09	1
3-Nitroaniline	U	0.065	0.40	mg/kg		8270C	05/27/09	1
4-Nitroaniline	U	0.038	0.40	mg/kg		8270C	05/27/09	1
Nitrobenzene	U	0.028	0.40	mg/kg		8270C	05/27/09	1
n-Nitrosodiphenylamine	U	0.034	0.40	mg/kg		8270C	05/27/09	1
n-Nitrosodi-n-propylamine	U	0.033	0.40	mg/kg		8270C	05/27/09	1
Benzylbutyl phthalate	U	0.038	0.40	mg/kg		8270C	05/27/09	1
Caprolactam	U	0.11	0.40	mg/kg		8270C	05/27/09	1
Carbazole	U	0.029	0.40	mg/kg		8270C	05/27/09	1
Bis(2-ethylhexyl)phthalate	U	0.060	0.40	mg/kg		8270C	05/27/09	1

Results listed are dry weight basis.

U = ND (Not Detected)

MDL = Minimum Detection Limit = LOD

RDL = Reported Detection Limit = LOQ = PQL = EQL

Note:

This report shall not be reproduced, except in full, without the written approval from ESC.

The reported analytical results relate only to the sample submitted

Reported: 06/17/09 17:22 Revised: 06/30/09 10:41



**ENVIRONMENTAL
SCIENCE CORP.**

12065 Lebanon Rd.
Mt. Juliet, TN 37122
(615) 758-5858
1-800-767-5859
Fax (615) 758-5859

Tax I.D. 62-0814289

Est. 1970

REPORT OF ANALYSIS

Chris Kramer
SLR International Corp. - West Linn
1800 Blankenship Road, Suite 440
West Linn, OR 97068

June 30, 2009

Date Received : May 23, 2009
Description : Nord Door Project - Everett, WA
Sample ID : GP-312-3.5FT
Collected By : CK
Collection Date : 05/22/09 12:30

ESC Sample # : L404245-10
Site ID :
Project # : 008.022.0001

Parameter	Dry Result	MDL	RDL	Units	Q	Method	Date	Dil.
4-Chloroaniline	U	0.036	0.40	mg/kg		8270C	05/27/09	1
Di-n-butyl phthalate	U	0.027	0.40	mg/kg		8270C	05/27/09	1
Dibenzofuran	U	0.022	0.40	mg/kg		8270C	05/27/09	1
Diethyl phthalate	U	0.040	0.40	mg/kg		8270C	05/27/09	1
Dimethyl phthalate	U	0.026	0.40	mg/kg		8270C	05/27/09	1
Di-n-octyl phthalate	U	0.036	0.40	mg/kg		8270C	05/27/09	1
Acid Extractables								
4-Chloro-3-methylphenol	U	0.034	0.40	mg/kg		8270C	05/27/09	1
2-Chlorophenol	U	0.031	0.40	mg/kg		8270C	05/27/09	1
2,4-Dichlorophenol	U	0.024	0.40	mg/kg		8270C	05/27/09	1
2,4-Dimethylphenol	U	0.038	0.40	mg/kg	J4	8270C	05/27/09	1
4,6-Dinitro-2-methylphenol	U	0.040	0.40	mg/kg		8270C	05/27/09	1
2,4-Dinitrophenol	U	0.041	0.40	mg/kg		8270C	05/27/09	1
2-Nitrophenol	U	0.027	0.40	mg/kg		8270C	05/27/09	1
4-Nitrophenol	U	0.027	0.40	mg/kg		8270C	05/27/09	1
Pentachlorophenol	U	0.031	0.40	mg/kg		8270C	05/27/09	1
Phenol	U	0.029	0.40	mg/kg		8270C	05/27/09	1
1,2,4,5-Tetrachlorobenzene	U	0.016	0.060	mg/kg		8270C	05/27/09	1
2,4,5-Trichlorophenol	U	0.030	0.40	mg/kg		8270C	05/27/09	1
2,4,6-Trichlorophenol	U	0.028	0.40	mg/kg		8270C	05/27/09	1
2,3,4,6-Tetrachlorophenol	U	0.016	0.060	mg/kg	Q	8270C	06/22/09	1
Benzo(a)anthracene	U	0.032	0.40	mg/kg		8270C	05/27/09	1
Benzo(a)pyrene	0.034	0.027	0.40	mg/kg	J	8270C	05/27/09	1
Benzo(b)fluoranthene	0.044	0.030	0.40	mg/kg	J	8270C	05/27/09	1
Benzo(k)fluoranthene	U	0.031	0.40	mg/kg		8270C	05/27/09	1
Chrysene	U	0.035	0.40	mg/kg		8270C	05/27/09	1
Dibenz(a,h)anthracene	U	0.028	0.40	mg/kg		8270C	05/27/09	1
Indeno(1,2,3-cd)pyrene	U	0.029	0.40	mg/kg		8270C	05/27/09	1
Acenaphthene	U	0.024	0.40	mg/kg		8270C	05/27/09	1
Anthracene	U	0.023	0.40	mg/kg		8270C	05/27/09	1
Benzo(g,h,i)perylene	U	0.029	0.40	mg/kg		8270C	05/27/09	1
Fluoranthene	0.071	0.024	0.40	mg/kg	J	8270C	05/27/09	1
Fluorene	U	0.023	0.40	mg/kg		8270C	05/27/09	1
Naphthalene	U	0.026	0.40	mg/kg		8270C	05/27/09	1
Phenanthrene	0.054	0.025	0.40	mg/kg	J	8270C	05/27/09	1
Pyrene	0.090	0.036	0.40	mg/kg	J	8270C	05/27/09	1
Surrogate Recovery								
Nitrobenzene-d5	66.8			% Rec.		8270C	05/27/09	1
Nitrobenzene-d5	65.7			% Rec.		8270C	05/27/09	1
2-Fluorobiphenyl	84.7			% Rec.		8270C	05/27/09	1
2-Fluorobiphenyl	65.3			% Rec.		8270C	05/27/09	1
p-Terphenyl-d14	83.4			% Rec.		8270C	05/27/09	1
p-Terphenyl-d14	98.0			% Rec.		8270C	05/27/09	1

Results listed are dry weight basis.

U = ND (Not Detected)

MDL = Minimum Detection Limit = LOD

RDL = Reported Detection Limit = LOQ = PQL = EQL

Note:

This report shall not be reproduced, except in full, without the written approval from ESC.

The reported analytical results relate only to the sample submitted

Reported: 06/17/09 17:22 Revised: 06/30/09 10:41



**ENVIRONMENTAL
SCIENCE CORP.**

12065 Lebanon Rd.
Mt. Juliet, TN 37122
(615) 758-5858
1-800-767-5859
Fax (615) 758-5859

Tax I.D. 62-0814289

Est. 1970

REPORT OF ANALYSIS

Chris Kramer
SLR International Corp. - West Linn
1800 Blankenship Road, Suite 440
West Linn, OR 97068

June 30, 2009

Date Received : May 23, 2009
Description : Nord Door Project - Everett, WA
Sample ID : GP-312-3.5FT
Collected By : CK
Collection Date : 05/22/09 12:30

ESC Sample # : L404245-10
Site ID :
Project # : 008.022.0001

Parameter	Dry Result	MDL	RDL	Units	Q	Method	Date	Dil.
Phenol-d5	72.9			% Rec.		8270C	05/27/09	1
Phenol-d5	71.5			% Rec.		8270C	05/27/09	1
2-Fluorophenol	76.1			% Rec.		8270C	05/27/09	1
2-Fluorophenol	71.5			% Rec.		8270C	05/27/09	1
2,4,6-Tribromophenol	98.8			% Rec.		8270C	05/27/09	1
2,4,6-Tribromophenol	72.0			% Rec.		8270C	05/27/09	1

Results listed are dry weight basis.

U = ND (Not Detected)

MDL = Minimum Detection Limit = LOD

RDL = Reported Detection Limit = LOQ = PQL = EQL

Note:

This report shall not be reproduced, except in full, without the written approval from ESC.

The reported analytical results relate only to the sample submitted

Reported: 06/17/09 17:22 Revised: 06/30/09 10:41



**ENVIRONMENTAL
SCIENCE CORP.**

12065 Lebanon Rd.
Mt. Juliet, TN 37122
(615) 758-5858
1-800-767-5859
Fax (615) 758-5859

Tax I.D. 62-0814289

Est. 1970

REPORT OF ANALYSIS

Chris Kramer
SLR International Corp. - West Linn
1800 Blankenship Road, Suite 440
West Linn, OR 97068

June 30, 2009

Date Received : May 23, 2009
Description : Nord Door Project - Everett, WA
Sample ID : GP-312-GW
Collected By : CK
Collection Date : 05/22/09 13:00

ESC Sample # : L404245-11
Site ID :
Project # : 008.022.0001

Parameter	Result	MDL	RDL	Units	Q	Method	Date	Dil.
Antimony	0.75	0.29	1.0	ug/l	J	6020	06/07/09	1
Arsenic	3.5	0.22	1.0	ug/l		6020	06/07/09	1
Thallium	U	0.22	1.0	ug/l		6020	06/07/09	1
Mercury	U	0.057	0.20	ug/l		7470A	06/08/09	1
Beryllium	U	0.75	2.0	ug/l		6010B	06/07/09	1
Cadmium	1.4	0.74	5.0	ug/l	J	6010B	06/07/09	1
Chromium	6.0	2.0	10.	ug/l	J	6010B	06/07/09	1
Copper	U	6.0	20.	ug/l		6010B	06/07/09	1
Lead	2.8	1.9	5.0	ug/l	J	6010B	06/07/09	1
Nickel	U	9.8	20.	ug/l		6010B	06/07/09	1
Selenium	U	6.5	20.	ug/l		6010B	06/07/09	1
Silver	U	3.2	10.	ug/l		6010B	06/07/09	1
Zinc	11.	8.8	30.	ug/l	J	6010B	06/07/09	1
Volatile Organics								
Acetone	U	8.9	50.	ug/l		8260B	05/25/09	1
Benzene	U	0.29	1.0	ug/l		8260B	05/25/09	1
Bromochloromethane	U	0.44	1.0	ug/l		8260B	05/25/09	1
Bromodichloromethane	U	0.37	1.0	ug/l		8260B	05/25/09	1
Bromoform	U	0.51	1.0	ug/l		8260B	05/25/09	1
Bromomethane	U	0.89	5.0	ug/l		8260B	05/25/09	1
2-Butanone (MEK)	U	4.5	10.	ug/l		8260B	05/25/09	1
Carbon disulfide	U	0.32	1.0	ug/l		8260B	05/25/09	1
Carbon tetrachloride	U	0.31	1.0	ug/l		8260B	05/25/09	1
Chlorobenzene	U	0.26	1.0	ug/l		8260B	05/25/09	1
Chloroethane	U	0.86	5.0	ug/l		8260B	05/25/09	1
Chloroform	U	0.33	5.0	ug/l		8260B	05/25/09	1
Chloromethane	U	0.25	2.5	ug/l		8260B	05/25/09	1
1,2-Dibromo-3-Chloropropane	U	0.48	5.0	ug/l		8260B	05/25/09	1
Chlorodibromomethane	U	0.42	5.0	ug/l		8260B	05/25/09	1
1,2-Dibromoethane	U	0.48	1.0	ug/l		8260B	05/25/09	1
1,2-Dichlorobenzene	U	0.29	1.0	ug/l		8260B	05/25/09	1
1,3-Dichlorobenzene	U	0.19	1.0	ug/l		8260B	05/25/09	1
1,4-Dichlorobenzene	U	0.30	1.0	ug/l		8260B	05/25/09	1
Dichlorodifluoromethane	U	0.54	5.0	ug/l		8260B	05/25/09	1
1,1-Dichloroethane	U	0.31	1.0	ug/l		8260B	05/25/09	1
1,2-Dichloroethane	U	0.27	1.0	ug/l		8260B	05/25/09	1
1,1-Dichloroethene	U	0.50	1.0	ug/l		8260B	05/25/09	1
cis-1,2-Dichloroethene	U	0.38	1.0	ug/l		8260B	05/25/09	1
trans-1,2-Dichloroethene	U	0.30	1.0	ug/l		8260B	05/25/09	1
1,2-Dichloropropane	U	0.52	1.0	ug/l		8260B	05/25/09	1

U = ND (Not Detected)
RDL = Reported Detection Limit = LOQ = PQL = EQL
MDL = Minimum Detection Limit = LOD = SQL(TRRP)
Note:

The reported analytical results relate only to the sample submitted.
This report shall not be reproduced, except in full, without the written approval from ESC.

Reported: 06/17/09 17:22 Revised: 06/30/09 10:41



**ENVIRONMENTAL
SCIENCE CORP.**

12065 Lebanon Rd.
Mt. Juliet, TN 37122
(615) 758-5858
1-800-767-5859
Fax (615) 758-5859

Tax I.D. 62-0814289

Est. 1970

REPORT OF ANALYSIS

Chris Kramer
SLR International Corp. - West Linn
1800 Blankenship Road, Suite 440
West Linn, OR 97068

June 30, 2009

Date Received : May 23, 2009
Description : Nord Door Project - Everett, WA
Sample ID : GP-312-GW
Collected By : CK
Collection Date : 05/22/09 13:00

ESC Sample # : L404245-11

Site ID :

Project # : 008.022.0001

Parameter	Result	MDL	RDL	Units	Q	Method	Date	Dil.
cis-1,3-Dichloropropene	U	0.26	1.0	ug/l		8260B	05/25/09	1
trans-1,3-Dichloropropene	U	0.24	1.0	ug/l		8260B	05/25/09	1
Ethylbenzene	U	0.22	1.0	ug/l		8260B	05/25/09	1
2-Hexanone	U	1.6	10.	ug/l		8260B	05/25/09	1
Isopropylbenzene	U	0.19	1.0	ug/l		8260B	05/25/09	1
4-Methyl-2-pentanone (MIBK)	U	1.4	10.	ug/l		8260B	05/25/09	1
Methyl tert-butyl ether	U	0.19	1.0	ug/l		8260B	05/25/09	1
Methylene Chloride	U	0.30	5.0	ug/l		8260B	05/25/09	1
Styrene	U	0.38	1.0	ug/l		8260B	05/25/09	1
1,1,2,2-Tetrachloroethane	U	0.22	1.0	ug/l		8260B	05/25/09	1
Tetrachloroethene	U	0.29	1.0	ug/l		8260B	05/25/09	1
Toluene	U	0.27	5.0	ug/l		8260B	05/25/09	1
1,1,2-Trichloro-1,2,2-trifluoro	U	0.22	1.0	ug/l		8260B	05/25/09	1
1,2,3-Trichlorobenzene	U	0.24	1.0	ug/l		8260B	05/25/09	1
1,2,4-Trichlorobenzene	U	0.26	1.0	ug/l		8260B	05/25/09	1
1,1,1-Trichloroethane	U	0.27	1.0	ug/l		8260B	05/25/09	1
1,1,2-Trichloroethane	U	0.45	1.0	ug/l		8260B	05/25/09	1
Trichloroethene	U	0.37	1.0	ug/l		8260B	05/25/09	1
Trichlorofluoromethane	U	0.29	5.0	ug/l		8260B	05/25/09	1
Vinyl chloride	U	0.27	1.0	ug/l		8260B	05/25/09	1
Xylenes, Total	U	0.86	3.0	ug/l		8260B	05/25/09	1
Cyclohexane	U	0.30	1.0	ug/l	Q	8260B	06/23/09	1
1,4-Dioxane	U	33.	100	ug/l	Q	8260B	06/23/09	1
Methyl Acetate	U	6.6	20.	ug/l	Q	8260B	06/23/09	1
Methyl Cyclohexane	U	0.33	1.0	ug/l	Q	8260B	06/23/09	1
Surrogate Recovery								
Toluene-d8	95.5			% Rec.		8260B	05/25/09	1
Dibromofluoromethane	96.9			% Rec.		8260B	05/25/09	1
4-Bromofluorobenzene	103.			% Rec.		8260B	05/25/09	1
Diesel Range Organics (DRO)	240	33.	100	ug/l		NWTPHDX	05/30/09	1
Residual Range Organics (RRO)	480	82.	250	ug/l		NWTPHDX	05/30/09	1
Surrogate Recovery								
o-Terphenyl	56.3			% Rec.		NWTPHDX	05/30/09	1
Base/Neutral Extractables								
Acenaphthylene	U	0.33	1.0	ug/l		8270C	05/28/09	1
Acetophenone	U	16.	50.	ug/l		8270C	05/28/09	1
Atrazine	U	3.3	10.	ug/l		8270C	05/28/09	1
Benzaldehyde	U	3.3	10.	ug/l		8270C	05/28/09	1
Biphenyl	U	3.3	10.	ug/l		8270C	05/28/09	1
Bis(2-chloroethoxy)methane	U	2.3	10.	ug/l		8270C	05/28/09	1
Bis(2-chloroethyl)ether	U	1.9	10.	ug/l		8270C	05/28/09	1

U = ND (Not Detected)

RDL = Reported Detection Limit = LOQ = PQL = EQL

MDL = Minimum Detection Limit = LOD = SQL(TRRP)

Note:

The reported analytical results relate only to the sample submitted.

This report shall not be reproduced, except in full, without the written approval from ESC.

Reported: 06/17/09 17:22 Revised: 06/30/09 10:41



**ENVIRONMENTAL
SCIENCE CORP.**

12065 Lebanon Rd.
Mt. Juliet, TN 37122
(615) 758-5858
1-800-767-5859
Fax (615) 758-5859

Tax I.D. 62-0814289

Est. 1970

REPORT OF ANALYSIS

Chris Kramer
SLR International Corp. - West Linn
1800 Blankenship Road, Suite 440
West Linn, OR 97068

June 30, 2009

Date Received : May 23, 2009
Description : Nord Door Project - Everett, WA
Sample ID : GP-312-GW
Collected By : CK
Collection Date : 05/22/09 13:00

ESC Sample # : L404245-11

Site ID :

Project # : 008.022.0001

Parameter	Result	MDL	RDL	Units	Q	Method	Date	Dil.
Bis(2-chloroisopropyl)ether	U	2.1	10.	ug/l		8270C	05/28/09	1
4-Bromophenyl-phenylether	U	1.3	10.	ug/l		8270C	05/28/09	1
2-Chloronaphthalene	U	3.3	10.	ug/l		8270C	05/28/09	1
4-Chlorophenyl-phenylether	U	1.8	10.	ug/l		8270C	05/28/09	1
3,3-Dichlorobenzidine	U	0.79	10.	ug/l		8270C	05/28/09	1
2,4-Dinitrotoluene	U	1.1	10.	ug/l		8270C	05/28/09	1
2,6-Dinitrotoluene	U	1.4	10.	ug/l		8270C	05/28/09	1
Hexachlorobenzene	U	1.2	10.	ug/l		8270C	05/28/09	1
Hexachloro-1,3-butadiene	U	2.4	10.	ug/l		8270C	05/28/09	1
Hexachlorocyclopentadiene	U	1.6	10.	ug/l		8270C	05/28/09	1
Hexachloroethane	U	1.8	10.	ug/l		8270C	05/28/09	1
Isophorone	U	2.8	10.	ug/l		8270C	05/28/09	1
2-Methylnaphthalene	U	3.3	10.	ug/l		8270C	05/28/09	1
2-Methylphenol	U	1.3	10.	ug/l		8270C	05/28/09	1
3&4-Methyl Phenol	U	1.1	10.	ug/l		8270C	05/28/09	1
2-Nitroaniline	U	1.5	10.	ug/l		8270C	05/28/09	1
3-Nitroaniline	U	1.2	10.	ug/l		8270C	05/28/09	1
4-Nitroaniline	U	1.6	10.	ug/l		8270C	05/28/09	1
Nitrobenzene	U	2.1	10.	ug/l		8270C	05/28/09	1
n-Nitrosodiphenylamine	U	1.7	10.	ug/l		8270C	05/28/09	1
n-Nitrosodi-n-propylamine	U	2.4	10.	ug/l		8270C	05/28/09	1
Benzylbutyl phthalate	U	3.3	10.	ug/l		8270C	05/28/09	1
Caprolactam	U	3.3	10.	ug/l		8270C	05/28/09	1
Carbazole	U	0.95	10.	ug/l		8270C	05/28/09	1
Bis(2-ethylhexyl)phthalate	U	3.3	10.	ug/l		8270C	05/28/09	1
4-Chloroaniline	U	2.6	10.	ug/l		8270C	05/28/09	1
Di-n-butyl phthalate	U	3.3	10.	ug/l		8270C	05/28/09	1
Dibenzofuran	U	1.5	10.	ug/l		8270C	05/28/09	1
Diethyl phthalate	U	3.3	10.	ug/l		8270C	05/28/09	1
Dimethyl phthalate	U	3.3	10.	ug/l	J3	8270C	05/28/09	1
Di-n-octyl phthalate	U	3.3	10.	ug/l		8270C	05/28/09	1
Acid Extractables								
4-Chloro-3-methylphenol	U	1.8	10.	ug/l		8270C	05/28/09	1
2-Chlorophenol	U	1.3	10.	ug/l		8270C	05/28/09	1
2,4-Dichlorophenol	U	2.0	10.	ug/l		8270C	05/28/09	1
2,4-Dimethylphenol	U	2.1	10.	ug/l		8270C	05/28/09	1
4,6-Dinitro-2-methylphenol	U	2.2	10.	ug/l		8270C	05/28/09	1
2,4-Dinitrophenol	U	1.2	10.	ug/l		8270C	05/28/09	1
2-Nitrophenol	U	2.1	10.	ug/l		8270C	05/28/09	1
4-Nitrophenol	U	0.76	10.	ug/l		8270C	05/28/09	1
Pentachlorophenol	U	2.4	10.	ug/l		8270C	05/28/09	1
Phenol	U	0.59	10.	ug/l		8270C	05/28/09	1
1,2,4,5-Tetrachlorobenzene	U	16.	50.	ug/l		8270C	05/28/09	1

U = ND (Not Detected)
RDL = Reported Detection Limit = LOQ = PQL = EQL
MDL = Minimum Detection Limit = LOD = SQL(TRRP)

Note:

The reported analytical results relate only to the sample submitted.
This report shall not be reproduced, except in full, without the written approval from ESC.

Reported: 06/17/09 17:22 Revised: 06/30/09 10:41



**ENVIRONMENTAL
SCIENCE CORP.**

12065 Lebanon Rd.
Mt. Juliet, TN 37122
(615) 758-5858
1-800-767-5859
Fax (615) 758-5859

Tax I.D. 62-0814289

Est. 1970

REPORT OF ANALYSIS

Chris Kramer
SLR International Corp. - West Linn
1800 Blankenship Road, Suite 440
West Linn, OR 97068

June 30, 2009

Date Received : May 23, 2009
Description : Nord Door Project - Everett, WA
Sample ID : GP-312-GW
Collected By : CK
Collection Date : 05/22/09 13:00

ESC Sample # : L404245-11
Site ID :
Project # : 008.022.0001

Parameter	Result	MDL	RDL	Units	Q	Method	Date	Dil.
2,4,5-Trichlorophenol	U	1.7	10.	ug/l		8270C	05/28/09	1
2,4,6-Trichlorophenol	U	2.0	10.	ug/l		8270C	05/28/09	1
2,3,4,6-Tetrachlorophenol	U	16.	50.	ug/l		8270C	06/16/09	1
Benzo(a)anthracene	U	3.3	10.	ug/l		8270C	05/28/09	1
Benzo(a)pyrene	U	3.3	10.	ug/l		8270C	05/28/09	1
Benzo(b)fluoranthene	U	3.3	10.	ug/l		8270C	05/28/09	1
Benzo(k)fluoranthene	U	3.3	10.	ug/l		8270C	05/28/09	1
Chrysene	U	3.3	10.	ug/l		8270C	05/28/09	1
Dibenz(a,h)anthracene	U	3.3	10.	ug/l		8270C	05/28/09	1
Indeno(1,2,3-cd)pyrene	U	3.3	10.	ug/l		8270C	05/28/09	1
Acenaphthene	U	3.3	10.	ug/l		8270C	05/28/09	1
Anthracene	U	3.3	10.	ug/l		8270C	05/28/09	1
Benzo(g,h,i)perylene	U	3.3	10.	ug/l		8270C	05/28/09	1
Fluoranthene	U	3.3	10.	ug/l		8270C	05/28/09	1
Fluorene	U	3.3	10.	ug/l		8270C	05/28/09	1
Naphthalene	U	3.3	10.	ug/l		8270C	05/28/09	1
Phenanthrene	U	3.3	10.	ug/l		8270C	05/28/09	1
Pyrene	U	3.3	10.	ug/l		8270C	05/28/09	1
Surrogate Recovery								
Nitrobenzene-d5	57.4			% Rec.		8270C	05/28/09	1
2-Fluorobiphenyl	68.3			% Rec.		8270C	05/28/09	1
p-Terphenyl-d14	91.8			% Rec.		8270C	05/28/09	1
2,4,6-Tribromophenol	93.7			% Rec.		8270C	05/28/09	1
Phenol-d5	21.5			% Rec.		8270C	05/28/09	1
2-Fluorophenol	32.7			% Rec.		8270C	05/28/09	1

U = ND (Not Detected)
RDL = Reported Detection Limit = LOQ = PQL = EQL
MDL = Minimum Detection Limit = LOD = SQL(TRRP)

Note:

The reported analytical results relate only to the sample submitted.
This report shall not be reproduced, except in full, without the written approval from ESC.

Reported: 06/17/09 17:22 Revised: 06/30/09 10:41



**ENVIRONMENTAL
SCIENCE CORP.**

12065 Lebanon Rd.
Mt. Juliet, TN 37122
(615) 758-5858
1-800-767-5859
Fax (615) 758-5859

Tax I.D. 62-0814289

Est. 1970

REPORT OF ANALYSIS

Chris Kramer
SLR International Corp. - West Linn
1800 Blankenship Road, Suite 440
West Linn, OR 97068

June 30, 2009

Date Received : May 23, 2009
Description : Nord Door Project - Everett, WA
Sample ID : GP-335-7.5FT
Collected By : CK
Collection Date : 05/22/09 08:15

ESC Sample # : L404245-12
Site ID :
Project # : 008.022.0001

Parameter	Dry Result	MDL	RDL	Units	Q	Method	Date	Dil.
Total Solids	79.7			%		2540G	06/11/09	1
Gasoline Range (C7-C10)	U	1.3	5.0	mg/kg		NWTPH-HC	06/10/09	1
Mineral Spirits	U	1.3	5.0	mg/kg		NWTPH-HC	06/10/09	1
Kerosene (C9-C16)	U	1.3	5.0	mg/kg		NWTPH-HC	06/10/09	1
Diesel (C7-C26)	11.	1.3	5.0	mg/kg		NWTPH-HC	06/10/09	1
#6 Fuel Oil (C10-C32)	U	1.3	5.0	mg/kg		NWTPH-HC	06/10/09	1
Hydraulic Fluid (C12-C33)	U	1.3	5.0	mg/kg		NWTPH-HC	06/10/09	1
Motor Oil (C16-C40)	79.	3.3	12.	mg/kg		NWTPH-HC	06/10/09	1
Surrogate recovery(%) o-Terphenyl	74.9			% Rec.		NWTPH-HC	06/10/09	1

Results listed are dry weight basis.

U = ND (Not Detected)

MDL = Minimum Detection Limit = LOD

RDL = Reported Detection Limit = LOQ = PQL = EQL

Note:

This report shall not be reproduced, except in full, without the written approval from ESC.

The reported analytical results relate only to the sample submitted

Reported: 06/17/09 17:22 Revised: 06/30/09 10:41



**ENVIRONMENTAL
SCIENCE CORP.**

12065 Lebanon Rd.
Mt. Juliet, TN 37122
(615) 758-5858
1-800-767-5859
Fax (615) 758-5859

Tax I.D. 62-0814289

Est. 1970

REPORT OF ANALYSIS

Chris Kramer
SLR International Corp. - West Linn
1800 Blankenship Road, Suite 440
West Linn, OR 97068

June 30, 2009

Date Received : May 23, 2009
Description : Nord Door Project - Everett, WA
Sample ID : GP-334-9.5FT
Collected By : CK
Collection Date : 05/22/09 09:10

ESC Sample # : L404245-13
Site ID :
Project # : 008.022.0001

Parameter	Dry Result	MDL	RDL	Units	Q	Method	Date	Dil.
Total Solids	87.0			%		2540G	06/11/09	1
Gasoline Range (C7-C10)	U	1.3	4.6	mg/kg		NWTPH-HC	06/10/09	1
Mineral Spirits	U	1.3	4.6	mg/kg		NWTPH-HC	06/10/09	1
Kerosene (C9-C16)	U	1.3	4.6	mg/kg		NWTPH-HC	06/10/09	1
Diesel (C7-C26)	U	1.3	4.6	mg/kg		NWTPH-HC	06/10/09	1
#6 Fuel Oil (C10-C32)	U	1.3	4.6	mg/kg		NWTPH-HC	06/10/09	1
Hydraulic Fluid (C12-C33)	U	1.3	4.6	mg/kg		NWTPH-HC	06/10/09	1
Motor Oil (C16-C40)	U	3.3	11.	mg/kg		NWTPH-HC	06/10/09	1
Surrogate recovery(%) o-Terphenyl	106.			% Rec.		NWTPH-HC	06/10/09	1

Results listed are dry weight basis.

U = ND (Not Detected)

MDL = Minimum Detection Limit = LOD

RDL = Reported Detection Limit = LOQ = PQL = EQL

Note:

This report shall not be reproduced, except in full, without the written approval from ESC.

The reported analytical results relate only to the sample submitted

Reported: 06/17/09 17:22 Revised: 06/30/09 10:41

Attachment A
List of Analytes with QC Qualifiers

Sample Number	Work Group	Sample Type	Analyte	Run ID	Qualifier	
L404245-01	WG423308	SAMP	Acetone	R753266	J	
	WG427744	SAMP	Cyclohexane	R789452	Q	
	WG427744	SAMP	1,4-Dioxane	R789452	Q	
	WG427744	SAMP	Methyl Acetate	R789452	Q	
	WG427744	SAMP	Methyl Cyclohexane	R789452	Q	
	WG425305	SAMP	Cadmium	R777407	J	
	WG425305	SAMP	Silver	R777407	J	
	WG425399	SAMP	Antimony	R776746	J	
	WG424070	SAMP	2-Methylphenol	R763008	J3	
	WG424070	SAMP	3&4-Methyl Phenol	R763008	J3	
	WG424070	SAMP	2-Chlorophenol	R763008	J4J3	
	WG424070	SAMP	2,4-Dichlorophenol	R763008	J3	
	WG424070	SAMP	4,6-Dinitro-2-methylphenol	R763008	J3	
	WG424070	SAMP	2-Nitrophenol	R763008	J3	
	WG424070	SAMP	4-Nitrophenol	R763008	J	
	WG424070	SAMP	2,4,6-Trichlorophenol	R763008	J4J3	
	WG424070	SAMP	Nitrobenzene-d5	R763008	J2	
	L404245-02	WG423576	SAMP	Acetone	R757627	J
		WG427442	SAMP	Cyclohexane	R788346	Q
		WG427442	SAMP	1,4-Dioxane	R788346	Q
WG427442		SAMP	Methyl Acetate	R788346	Q	
WG427442		SAMP	Methyl Cyclohexane	R788346	Q	
WG423987		SAMP	Beryllium	R763507	O	
WG423494		SAMP	Mercury	R754746	J	
WG423526		SAMP	Acenaphthylene	R759406	O	
WG423526		SAMP	Acetophenone	R759406	O	
WG423526		SAMP	Atrazine	R759406	O	
WG423526		SAMP	Benzaldehyde	R759406	O	
WG423526		SAMP	Biphenyl	R759406	O	
WG423526		SAMP	Bis(2-chlorethoxy)methane	R759406	O	
WG423526		SAMP	Bis(2-chloroethyl)ether	R759406	O	
WG423526		SAMP	Bis(2-chloroisopropyl)ether	R759406	O	
WG423526		SAMP	4-Bromophenyl-phenylether	R759406	O	
WG423526		SAMP	2-Chloronaphthalene	R759406	O	
WG423526		SAMP	4-Chlorophenyl-phenylether	R759406	O	
WG423526		SAMP	3,3-Dichlorobenzidine	R759406	O	
WG423526		SAMP	2,4-Dinitrotoluene	R759406	O	
WG423526		SAMP	2,6-Dinitrotoluene	R759406	O	
WG423526		SAMP	Hexachlorobenzene	R759406	O	
WG423526		SAMP	Hexachloro-1,3-butadiene	R759406	O	
WG423526		SAMP	Hexachlorocyclopentadiene	R759406	O	
WG423526		SAMP	Hexachloroethane	R759406	O	
WG423526		SAMP	Isophorone	R759406	O	
WG423526		SAMP	2-Methylnaphthalene	R759406	O	
WG423526		SAMP	2-Methylphenol	R759406	O	
WG423526		SAMP	3&4-Methyl Phenol	R759406	O	
WG423526		SAMP	2-Nitroaniline	R759406	O	
WG423526		SAMP	3-Nitroaniline	R759406	O	
WG423526		SAMP	4-Nitroaniline	R759406	O	
WG423526		SAMP	Nitrobenzene	R759406	O	
WG423526		SAMP	n-Nitrosodiphenylamine	R759406	O	
WG423526		SAMP	n-Nitrosodi-n-propylamine	R759406	O	
WG423526		SAMP	Benzylbutyl phthalate	R759406	O	
WG423526		SAMP	Caprolactam	R759406	O	
WG423526		SAMP	Carbazole	R759406	O	
WG423526		SAMP	Bis(2-ethylhexyl)phthalate	R759406	O	
WG423526		SAMP	4-Chloroaniline	R759406	O	
WG423526		SAMP	Di-n-butyl phthalate	R759406	O	
WG423526		SAMP	Dibenzofuran	R759406	O	
WG423526		SAMP	Diethyl phthalate	R759406	O	
WG423526		SAMP	Dimethyl phthalate	R759406	O	
WG423526		SAMP	Di-n-octyl phthalate	R759406	O	
WG423526		SAMP	4-Chloro-3-methylphenol	R759406	O	
WG423526		SAMP	2-Chlorophenol	R759406	O	
WG423526		SAMP	2,4-Dichlorophenol	R759406	O	
WG423526		SAMP	2,4-Dimethylphenol	R759406	J40	
WG423526		SAMP	4,6-Dinitro-2-methylphenol	R759406	O	
WG423526	SAMP	2,4-Dinitrophenol	R759406	O		
WG423526	SAMP	2-Nitrophenol	R759406	O		

Attachment A
List of Analytes with QC Qualifiers

Sample Number	Work Group	Sample Type	Analyte	Run ID	Qualifier
	WG423526	SAMP	4-Nitrophenol	R759406	O
	WG423526	SAMP	Pentachlorophenol	R759406	O
	WG423526	SAMP	Phenol	R759406	O
	WG423526	SAMP	1,2,4,5-Tetrachlorobenzene	R759406	O
	WG423526	SAMP	2,4,5-Trichlorophenol	R759406	O
	WG423526	SAMP	2,4,6-Trichlorophenol	R759406	O
	WG423526	SAMP	Benzo(a)anthracene	R759406	O
	WG423526	SAMP	Benzo(a)pyrene	R759406	O
	WG423526	SAMP	Benzo(b)fluoranthene	R759406	O
	WG423526	SAMP	Benzo(k)fluoranthene	R759406	O
	WG423526	SAMP	Chrysene	R759406	O
	WG423526	SAMP	Dibenz(a,h)anthracene	R759406	O
	WG423526	SAMP	Indeno(1,2,3-cd)pyrene	R759406	O
	WG423526	SAMP	Acenaphthene	R759406	O
	WG423526	SAMP	Anthracene	R759406	O
	WG423526	SAMP	Benzo(g,h,i)perylene	R759406	O
	WG423526	SAMP	Fluoranthene	R759406	O
	WG423526	SAMP	Fluorene	R759406	O
	WG423526	SAMP	Naphthalene	R759406	O
	WG423526	SAMP	Phenanthrene	R759406	O
	WG423526	SAMP	Pyrene	R759406	O
	WG423526	SAMP	Nitrobenzene-d5	R759406	J7
	WG423526	SAMP	2-Fluorobiphenyl	R759406	J7
	WG423526	SAMP	p-Terphenyl-d14	R759406	J7
	WG423526	SAMP	Phenol-d5	R759406	J7
	WG423526	SAMP	2-Fluorophenol	R759406	J7
	WG423526	SAMP	2,4,6-Tribromophenol	R759406	J7
L404245-03	WG423651	SAMP	trans-1,2-Dichloroethene	R758326	J
	WG423651	SAMP	Tetrachloroethene	R758326	J
	WG427442	SAMP	Cyclohexane	R788346	Q
	WG427442	SAMP	1,4-Dioxane	R788346	Q
	WG427442	SAMP	Methyl Acetate	R788346	Q
	WG427442	SAMP	Methyl Cyclohexane	R788346	Q
	WG423987	SAMP	Beryllium	R763507	O
	WG423987	SAMP	Selenium	R763507	O
	WG423494	SAMP	Mercury	R754746	J
	WG423526	SAMP	2,4-Dimethylphenol	R759406	J4
L404245-04	WG427408	SAMP	2,3,4,6-Tetrachlorophenol	R789328	Q
	WG423308	SAMP	trans-1,2-Dichloroethene	R753266	J
	WG423308	SAMP	Trichloroethene	R753266	J
	WG427744	SAMP	Cyclohexane	R789452	Q
	WG427744	SAMP	1,4-Dioxane	R789452	Q
	WG427744	SAMP	Methyl Acetate	R789452	Q
	WG427744	SAMP	Methyl Cyclohexane	R789452	Q
	WG424073	SAMP	Copper	R767867	J
	WG424073	SAMP	Selenium	R767867	O
	WG424070	SAMP	2-Methylphenol	R763008	J3
	WG424070	SAMP	3&4-Methyl Phenol	R763008	J3
	WG424070	SAMP	2-Chlorophenol	R763008	J4J3
	WG424070	SAMP	2,4-Dichlorophenol	R763008	J3
	WG424070	SAMP	4,6-Dinitro-2-methylphenol	R763008	J3
	WG424070	SAMP	2-Nitrophenol	R763008	J3
	WG424070	SAMP	2,4,6-Trichlorophenol	R763008	J4J3
L404245-05	WG423651	SAMP	Acetone	R758326	J
	WG423651	SAMP	Benzene	R758326	J
	WG427442	SAMP	Cyclohexane	R788346	Q
	WG427442	SAMP	1,4-Dioxane	R788346	Q
	WG427442	SAMP	Methyl Acetate	R788346	Q
	WG427442	SAMP	Methyl Cyclohexane	R788346	Q
	WG423988	SAMP	Antimony	R768067	J
	WG423988	SAMP	Arsenic	R768067	O
	WG423988	SAMP	Beryllium	R768067	O
	WG423988	SAMP	Cadmium	R768067	J
	WG423988	SAMP	Selenium	R768067	O
	WG423988	SAMP	Silver	R768067	J
	WG423988	SAMP	Thallium	R768067	O
	WG423988	SAMP	Zinc	R768067	O
	WG423494	SAMP	Mercury	R754746	J
	WG423966	SAMP	n-Nitrosodiphenylamine	R761887	J4
	WG428103	SAMP	2,3,4,6-Tetrachlorophenol	R793871	Q

Attachment A
List of Analytes with QC Qualifiers

Sample Number	Work Group	Sample Type	Analyte	Run ID	Qualifier
	WG423966	SAMP	Phenol-d5	R761887	J2
	WG428103	SAMP	Phenol-d5	R793871	J2
	WG428103	SAMP	2-Fluorophenol	R793871	J2
	WG423966	SAMP	2-Fluorophenol	R761887	J2
	WG423966	SAMP	2,4,6-Tribromophenol	R761887	J2
	WG428103	SAMP	2,4,6-Tribromophenol	R793871	J2
L404245-06	WG427744	SAMP	Cyclohexane	R789452	Q
	WG427744	SAMP	1,4-Dioxane	R789452	Q
	WG427744	SAMP	Methyl Acetate	R789452	Q
	WG427744	SAMP	Methyl Cyclohexane	R789452	Q
	WG425305	SAMP	Silver	R777407	J
	WG425399	SAMP	Antimony	R776746	J
	WG424070	SAMP	2-Methylphenol	R763008	J3
	WG424070	SAMP	3&4-Methyl Phenol	R763008	J3
	WG424070	SAMP	2-Chlorophenol	R763008	J4J3
	WG424070	SAMP	2,4-Dichlorophenol	R763008	J3
	WG424070	SAMP	4,6-Dinitro-2-methylphenol	R763008	J3
	WG424070	SAMP	2-Nitrophenol	R763008	J3
L404245-07	WG424070	SAMP	2,4,6-Trichlorophenol	R763008	J4J3
	WG423308	SAMP	Tetrachloroethene	R753266	J
	WG427744	SAMP	Cyclohexane	R789452	Q
	WG427744	SAMP	1,4-Dioxane	R789452	Q
	WG427744	SAMP	Methyl Acetate	R789452	Q
	WG427744	SAMP	Methyl Cyclohexane	R789452	Q
	WG424073	SAMP	Chromium	R767867	J
	WG424070	SAMP	2-Methylphenol	R763008	J3
	WG424070	SAMP	3&4-Methyl Phenol	R763008	J3
	WG424070	SAMP	2-Chlorophenol	R763008	J4J3
	WG424070	SAMP	2,4-Dichlorophenol	R763008	J3
	WG424070	SAMP	4,6-Dinitro-2-methylphenol	R763008	J3
	WG424070	SAMP	2-Nitrophenol	R763008	J3
	WG424070	SAMP	2,4,6-Trichlorophenol	R763008	J4J3
L404245-08	WG424070	SAMP	p-Terphenyl-d14	R763008	J1
	WG423576	SAMP	Acetone	R757627	J
	WG423576	SAMP	2-Butanone (MEK)	R757627	J
	WG427442	SAMP	Cyclohexane	R788346	Q
	WG427442	SAMP	1,4-Dioxane	R788346	Q
	WG427442	SAMP	Methyl Acetate	R788346	Q
	WG427442	SAMP	Methyl Cyclohexane	R788346	Q
	WG423988	SAMP	Arsenic	R768067	P1
	WG423988	SAMP	Beryllium	R768067	O
	WG423988	SAMP	Chromium	R768067	J6
	WG423988	SAMP	Lead	R768067	J3
	WG423988	SAMP	Selenium	R768067	P1
	WG423494	SAMP	Mercury	R754746	J
	WG423526	SAMP	2,4-Dimethylphenol	R759406	J4
L404245-09	WG427408	SAMP	2,3,4,6-Tetrachlorophenol	R789328	Q
	WG423308	SAMP	Toluene	R753266	J
	WG427744	SAMP	Cyclohexane	R789452	Q
	WG427744	SAMP	1,4-Dioxane	R789452	Q
	WG427744	SAMP	Methyl Acetate	R789452	Q
	WG427744	SAMP	Methyl Cyclohexane	R789452	Q
	WG425305	SAMP	Cadmium	R777407	J
L404245-10	WG423743	SAMP	Dimethyl phthalate	R760708	J3
	WG423576	SAMP	Acetone	R757627	J
	WG423576	SAMP	2-Butanone (MEK)	R757627	J
	WG427442	SAMP	Cyclohexane	R788346	Q
	WG427442	SAMP	1,4-Dioxane	R788346	Q
	WG427442	SAMP	Methyl Acetate	R788346	Q
	WG427442	SAMP	Methyl Cyclohexane	R788346	Q
	WG423988	SAMP	Beryllium	R768067	O
	WG423988	SAMP	Selenium	R768067	J
	WG423285	SAMP	Motor Oil (C16-C40)	R754330	J
	WG423526	SAMP	2,4-Dimethylphenol	R759406	J4
	WG427408	SAMP	2,3,4,6-Tetrachlorophenol	R789328	Q
	WG423526	SAMP	Benzo(a)pyrene	R759406	J
	WG423526	SAMP	Benzo(b)fluoranthene	R759406	J
	WG423526	SAMP	Fluoranthene	R759406	J
	WG423526	SAMP	Phenanthrene	R759406	J
	WG423526	SAMP	Pyrene	R759406	J

Attachment A
List of Analytes with QC Qualifiers

Sample Number	Work Group	Sample Type	Analyte	Run ID	Qualifier
L404245-11	WG427744	SAMP	Cyclohexane	R789452	Q
	WG427744	SAMP	1,4-Dioxane	R789452	Q
	WG427744	SAMP	Methyl Acetate	R789452	Q
	WG427744	SAMP	Methyl Cyclohexane	R789452	Q
	WG425305	SAMP	Cadmium	R777407	J
	WG425305	SAMP	Chromium	R777407	J
	WG425305	SAMP	Lead	R777407	J
	WG425305	SAMP	Zinc	R777407	J
	WG425399	SAMP	Antimony	R776746	J
	WG423743	SAMP	Dimethyl phthalate	R760708	J3

Attachment B
Explanation of QC Qualifier Codes

Qualifier	Meaning
J	(EPA) - Estimated value below the lowest calibration point. Confidence correlates with concentration.
J1	Surrogate recovery limits have been exceeded; values are outside upper control limits
J2	Surrogate recovery limits have been exceeded; values are outside lower control limits
J3	The associated batch QC was outside the established quality control range for precision.
J4	The associated batch QC was outside the established quality control range for accuracy.
O	(ESC) Sample diluted due to matrix interferences that impaired the ability to make an accurate analytical determination. The detection limit is elevated in order to reflect the necessary dilution.
J6	The sample matrix interfered with the ability to make any accurate determination; spike value is low
J7	Surrogate recovery limits cannot be evaluated; surrogates were diluted out
P1	RPD value not applicable for sample concentrations less than 5 times the reporting limit.
Q	(ESC) Sample held beyond the accepted holding time.

Qualifier Report Information

ESC utilizes sample and result qualifiers as set forth by the EPA Contract Laboratory Program and as required by most certifying bodies including NELAC. In addition to the EPA qualifiers adopted by ESC, we have implemented ESC qualifiers to provide more information pertaining to our analytical results. Each qualifier is designated in the qualifier explanation as either EPA or ESC. Data qualifiers are intended to provide the ESC client with more detailed information concerning the potential bias of reported data. Because of the wide range of constituents and variety of matrices incorporated by most EPA methods, it is common for some compounds to fall outside of established ranges. These exceptions are evaluated and all reported data is valid and useable unless qualified as 'R' (Rejected).

Definitions

- Accuracy - The relationship of the observed value of a known sample to the true value of a known sample. Represented by percent recovery and relevant to samples such as: control samples, matrix spike recoveries, surrogate recoveries, etc.
- Precision - The agreement between a set of samples or between duplicate samples. Relates to how close together the results are and is represented by Relative Percent Difference.
- Surrogate - Organic compounds that are similar in chemical composition, extraction, and chromatography to analytes of interest. The surrogates are used to determine the probable response of the group of analytes that are chemically related to the surrogate compound. Surrogates are added to the sample and carried through all stages of preparation and analyses.
- TIC - Tentatively Identified Compound: Compounds detected in samples that are not target compounds, internal standards, system monitoring compounds, or surrogates.

Summary of Remarks For Samples Printed
06/30/09 at 10:41:47

TSR Signing Reports: 358
R5 - Desired TAT

Log all arsenic gw samples as ASG.

Sample: L404245-01 Account: SLRWLOR Received: 05/23/09 09:00 Due Date: 06/22/09 00:00 RPT Date: 06/17/09 17:22
Moved HCID to L404290 per JW. AV 5/26 - WA EIM EDD needed., Added M6010PP - MB 6/5/09. UNI
480203 dor 6/16/09.

Sample: L404245-02 Account: SLRWLOR Received: 05/23/09 09:00 Due Date: 06/22/09 00:00 RPT Date: 06/17/09 17:22
Added NWTPHDX - MB 6/5/09

Sample: L404245-03 Account: SLRWLOR Received: 05/23/09 09:00 Due Date: 06/22/09 00:00 RPT Date: 06/17/09 17:22

Sample: L404245-04 Account: SLRWLOR Received: 05/23/09 09:00 Due Date: 06/22/09 00:00 RPT Date: 06/17/09 17:22
Moved HCID to L404290 per JW. AV 5/26

Sample: L404245-05 Account: SLRWLOR Received: 05/23/09 09:00 Due Date: 06/22/09 00:00 RPT Date: 06/17/09 17:22
Added NWTPHDX & NWTPHGX - MB 6/5/09

Sample: L404245-06 Account: SLRWLOR Received: 05/23/09 09:00 Due Date: 06/22/09 00:00 RPT Date: 06/17/09 17:22
Moved HCID to L404290 per JW. AV 5/26, Added M6010PP - MB 6/5/09

Sample: L404245-07 Account: SLRWLOR Received: 05/23/09 09:00 Due Date: 06/22/09 00:00 RPT Date: 06/17/09 17:22
Moved HCID to L404290 per JW. AV 5/26

Sample: L404245-08 Account: SLRWLOR Received: 05/23/09 09:00 Due Date: 06/22/09 00:00 RPT Date: 06/17/09 17:22

Sample: L404245-09 Account: SLRWLOR Received: 05/23/09 09:00 Due Date: 06/22/09 00:00 RPT Date: 06/17/09 17:22
Moved HCID to L404290 per JW. AV 5/26. Samples go out of hold 5/29., Added M6010PP - MB 6/5/09

Sample: L404245-10 Account: SLRWLOR Received: 05/23/09 09:00 Due Date: 06/22/09 00:00 RPT Date: 06/17/09 17:22

Sample: L404245-11 Account: SLRWLOR Received: 05/23/09 09:00 Due Date: 06/22/09 00:00 RPT Date: 06/17/09 17:22
Moved HCID to L404290 per JW. AV 5/26. Samples go out of hold 5/29., Added M6010PP - MB 6/5/09

Sample: L404245-12 Account: SLRWLOR Received: 05/23/09 09:00 Due Date: 06/22/09 00:00 RPT Date: 06/17/09 17:22
Qualify HCID for being received out of hold. Removed from Hold per JW. AV 6/9 Relogged to
L408084

Sample: L404245-13 Account: SLRWLOR Received: 05/23/09 09:00 Due Date: 06/22/09 00:00 RPT Date: 06/17/09 17:22
Qualify HCID for being received out of hold. Removed from Hold per JW. AV 6/9



**ENVIRONMENTAL
SCIENCE CORP.**

12065 Lebanon Rd.
Mt. Juliet, TN 37122
(615) 758-5858
1-800-767-5859
Fax (615) 758-5859

Tax I.D. 62-0814289

Est. 1970

SLR International Corp. - West Linn, OR
Chris Kramer
1800 Blankenship Road, Suite 440
West Linn, OR 97068

Quality Assurance Report
Level II

June 30, 2009

L404245

Analyte	Result	Laboratory Blank		Limit	Batch	Date Analyzed
		Units	% Rec			
1,1,1-Trichloroethane	< .001	mg/l			WG423308	05/25/09 12:30
1,1,2,2-Tetrachloroethane	< .001	mg/l			WG423308	05/25/09 12:30
1,1,2-Trichloroethane	< .001	mg/l			WG423308	05/25/09 12:30
1,1,2-Trichloro-1,2,2-trifluoroethane	< .001	mg/l			WG423308	05/25/09 12:30
1,1-Dichloroethane	< .001	mg/l			WG423308	05/25/09 12:30
1,1-Dichloroethene	< .001	mg/l			WG423308	05/25/09 12:30
1,2,3-Trichlorobenzene	< .001	mg/l			WG423308	05/25/09 12:30
1,2,4-Trichlorobenzene	< .001	mg/l			WG423308	05/25/09 12:30
1,2-Dibromo-3-Chloropropane	< .005	mg/l			WG423308	05/25/09 12:30
1,2-Dibromoethane	< .001	mg/l			WG423308	05/25/09 12:30
1,2-Dichlorobenzene	< .001	mg/l			WG423308	05/25/09 12:30
1,2-Dichloroethane	< .001	mg/l			WG423308	05/25/09 12:30
1,2-Dichloropropane	< .001	mg/l			WG423308	05/25/09 12:30
1,3-Dichlorobenzene	< .001	mg/l			WG423308	05/25/09 12:30
1,4-Dichlorobenzene	< .001	mg/l			WG423308	05/25/09 12:30
2-Butanone (MEK)	< .01	mg/l			WG423308	05/25/09 12:30
2-Hexanone	< .01	mg/l			WG423308	05/25/09 12:30
4-Methyl-2-pentanone (MIBK)	< .01	mg/l			WG423308	05/25/09 12:30
Acetone	< .05	mg/l			WG423308	05/25/09 12:30
Benzene	< .001	mg/l			WG423308	05/25/09 12:30
Bromochloromethane	< .001	mg/l			WG423308	05/25/09 12:30
Bromodichloromethane	< .001	mg/l			WG423308	05/25/09 12:30
Bromoform	< .001	mg/l			WG423308	05/25/09 12:30
Bromomethane	< .005	mg/l			WG423308	05/25/09 12:30
Carbon disulfide	< .001	mg/l			WG423308	05/25/09 12:30
Carbon tetrachloride	< .001	mg/l			WG423308	05/25/09 12:30
Chlorobenzene	< .001	mg/l			WG423308	05/25/09 12:30
Chlorodibromomethane	< .001	mg/l			WG423308	05/25/09 12:30
Chloroethane	< .001	mg/l			WG423308	05/25/09 12:30
Chloroform	< .005	mg/l			WG423308	05/25/09 12:30
Chloromethane	< .001	mg/l			WG423308	05/25/09 12:30
cis-1,2-Dichloroethene	< .001	mg/l			WG423308	05/25/09 12:30
cis-1,3-Dichloropropene	< .001	mg/l			WG423308	05/25/09 12:30
Dichlorodifluoromethane	< .005	mg/l			WG423308	05/25/09 12:30
Ethylbenzene	< .001	mg/l			WG423308	05/25/09 12:30
Isopropylbenzene	< .001	mg/l			WG423308	05/25/09 12:30
Methyl tert-butyl ether	< .001	mg/l			WG423308	05/25/09 12:30
Methylene Chloride	< .005	mg/l			WG423308	05/25/09 12:30
Styrene	< .001	mg/l			WG423308	05/25/09 12:30
Tetrachloroethene	< .001	mg/l			WG423308	05/25/09 12:30
Toluene	< .005	mg/l			WG423308	05/25/09 12:30
trans-1,2-Dichloroethene	< .001	mg/l			WG423308	05/25/09 12:30
trans-1,3-Dichloropropene	< .001	mg/l			WG423308	05/25/09 12:30
Trichloroethene	< .001	mg/l			WG423308	05/25/09 12:30
Trichlorofluoromethane	< .005	mg/l			WG423308	05/25/09 12:30
Vinyl chloride	< .001	mg/l			WG423308	05/25/09 12:30
4-Bromofluorobenzene		% Rec.	98.71	75-128	WG423308	05/25/09 12:30
Dibromofluoromethane		% Rec.	95.10	79-125	WG423308	05/25/09 12:30
Toluene-d8		% Rec.	97.30	87-114	WG423308	05/25/09 12:30
#6 Fuel Oil (C10-C32)	< 4	mg/kg			WG423285	05/26/09 12:02
Diesel (C7-C26)	< 4	mg/kg			WG423285	05/26/09 12:02
Hydraulic Fluid (C12-C33)	< 4	mg/kg			WG423285	05/26/09 12:02
Kerosene (C9-C16)	< 4	mg/kg			WG423285	05/26/09 12:02
Mineral Spirits	< 4	mg/kg			WG423285	05/26/09 12:02
Motor Oil (C16-C40)	< 10	mg/kg			WG423285	05/26/09 12:02
o-Terphenyl		% Rec.	105.9	50-150	WG423285	05/26/09 12:02

* Performance of this Analyte is outside of established criteria.

For additional information, please see Attachment A 'List of Analytes with QC Qualifiers.'



**ENVIRONMENTAL
SCIENCE CORP.**

12065 Lebanon Rd.
Mt. Juliet, TN 37122
(615) 758-5858
1-800-767-5859
Fax (615) 758-5859

Tax I.D. 62-0814289

Est. 1970

SLR International Corp. - West Linn, OR
Chris Kramer
1800 Blankenship Road, Suite 440
West Linn, OR 97068

Quality Assurance Report
Level II

June 30, 2009

L404245

Analyte	Result	Laboratory Blank		Limit	Batch	Date Analyzed
		Units	% Rec			
Mercury	< .02	mg/kg			WG423494	05/26/09 22:37
Mercury	< .0002	mg/l			WG423435	05/27/09 11:16
PCB 1016	< .017	mg/kg			WG423536	05/27/09 21:48
PCB 1221	< .017	mg/kg			WG423536	05/27/09 21:48
PCB 1232	< .017	mg/kg			WG423536	05/27/09 21:48
PCB 1242	< .017	mg/kg			WG423536	05/27/09 21:48
PCB 1248	< .017	mg/kg			WG423536	05/27/09 21:48
PCB 1254	< .017	mg/kg			WG423536	05/27/09 21:48
PCB 1260	< .017	mg/kg			WG423536	05/27/09 21:48
Decachlorobiphenyl		% Rec.	111.7	18.9-115.8	WG423536	05/27/09 21:48
Tetrachloro-m-xylene		% Rec.	102.8	31.8-115.7	WG423536	05/27/09 21:48
1,1,1-Trichloroethane	< .001	mg/kg			WG423576	05/27/09 12:30
1,1,2,2-Tetrachloroethane	< .001	mg/kg			WG423576	05/27/09 12:30
1,1,2-Trichloroethane	< .001	mg/kg			WG423576	05/27/09 12:30
1,1,2-Trichloro-1,2,2-trifluoroethane	< .001	mg/kg			WG423576	05/27/09 12:30
1,1-Dichloroethane	< .001	mg/kg			WG423576	05/27/09 12:30
1,1-Dichloroethene	< .001	mg/kg			WG423576	05/27/09 12:30
1,2,3-Trichlorobenzene	< .001	mg/kg			WG423576	05/27/09 12:30
1,2,4-Trichlorobenzene	< .001	mg/kg			WG423576	05/27/09 12:30
1,2-Dibromo-3-Chloropropane	< .005	mg/kg			WG423576	05/27/09 12:30
1,2-Dibromoethane	< .001	mg/kg			WG423576	05/27/09 12:30
1,2-Dichlorobenzene	< .001	mg/kg			WG423576	05/27/09 12:30
1,2-Dichloroethane	< .001	mg/kg			WG423576	05/27/09 12:30
1,2-Dichloropropane	< .001	mg/kg			WG423576	05/27/09 12:30
1,3-Dichlorobenzene	< .001	mg/kg			WG423576	05/27/09 12:30
1,4-Dichlorobenzene	< .001	mg/kg			WG423576	05/27/09 12:30
2-Butanone (MEK)	< .01	mg/kg			WG423576	05/27/09 12:30
2-Hexanone	< .01	mg/kg			WG423576	05/27/09 12:30
4-Methyl-2-pentanone (MIBK)	< .01	mg/kg			WG423576	05/27/09 12:30
Acetone	< .05	mg/kg			WG423576	05/27/09 12:30
Benzene	< .001	mg/kg			WG423576	05/27/09 12:30
Bromochloromethane	< .001	mg/kg			WG423576	05/27/09 12:30
Bromodichloromethane	< .001	mg/kg			WG423576	05/27/09 12:30
Bromoform	< .001	mg/kg			WG423576	05/27/09 12:30
Bromomethane	< .005	mg/kg			WG423576	05/27/09 12:30
Carbon disulfide	< .001	mg/kg			WG423576	05/27/09 12:30
Carbon tetrachloride	< .001	mg/kg			WG423576	05/27/09 12:30
Chlorobenzene	< .001	mg/kg			WG423576	05/27/09 12:30
Chlorodibromomethane	< .001	mg/kg			WG423576	05/27/09 12:30
Chloroethane	< .005	mg/kg			WG423576	05/27/09 12:30
Chloroform	< .005	mg/kg			WG423576	05/27/09 12:30
Chloromethane	< .001	mg/kg			WG423576	05/27/09 12:30
cis-1,2-Dichloroethene	< .001	mg/kg			WG423576	05/27/09 12:30
cis-1,3-Dichloropropene	< .001	mg/kg			WG423576	05/27/09 12:30
Dichlorodifluoromethane	< .005	mg/kg			WG423576	05/27/09 12:30
Ethylbenzene	< .001	mg/kg			WG423576	05/27/09 12:30
Isopropylbenzene	< .001	mg/kg			WG423576	05/27/09 12:30
Methyl tert-butyl ether	< .001	mg/kg			WG423576	05/27/09 12:30
Methylene Chloride	< .005	mg/kg			WG423576	05/27/09 12:30
Styrene	< .001	mg/kg			WG423576	05/27/09 12:30
Tetrachloroethene	< .001	mg/kg			WG423576	05/27/09 12:30
Toluene	< .005	mg/kg			WG423576	05/27/09 12:30

* Performance of this Analyte is outside of established criteria.

For additional information, please see Attachment A 'List of Analytes with QC Qualifiers.'



**ENVIRONMENTAL
SCIENCE CORP.**

12065 Lebanon Rd.
Mt. Juliet, TN 37122
(615) 758-5858
1-800-767-5859
Fax (615) 758-5859

Tax I.D. 62-0814289

Est. 1970

SLR International Corp. - West Linn, OR
Chris Kramer
1800 Blankenship Road, Suite 440
West Linn, OR 97068

Quality Assurance Report
Level II

June 30, 2009

L404245

Analyte	Result	Laboratory Blank		Limit	Batch	Date Analyzed
		Units	% Rec			
trans-1,2-Dichloroethene	< .001	mg/kg			WG423576	05/27/09 12:30
trans-1,3-Dichloropropene	< .001	mg/kg			WG423576	05/27/09 12:30
Trichloroethene	< .001	mg/kg			WG423576	05/27/09 12:30
Trichlorofluoromethane	< .005	mg/kg			WG423576	05/27/09 12:30
Vinyl chloride	< .001	mg/kg			WG423576	05/27/09 12:30
4-Bromofluorobenzene		% Rec.	95.88	59-140	WG423576	05/27/09 12:30
Dibromofluoromethane		% Rec.	86.14	63-139	WG423576	05/27/09 12:30
Toluene-d8		% Rec.	102.8	84-116	WG423576	05/27/09 12:30
1,1,1-Trichloroethane	< .001	mg/kg			WG423651	05/27/09 19:38
1,1,2,2-Tetrachloroethane	< .001	mg/kg			WG423651	05/27/09 19:38
1,1,2-Trichloroethane	< .001	mg/kg			WG423651	05/27/09 19:38
1,1,2-Trichloro-1,2,2-trifluoroethane	< .001	mg/kg			WG423651	05/27/09 19:38
1,1-Dichloroethane	< .001	mg/kg			WG423651	05/27/09 19:38
1,1-Dichloroethene	< .001	mg/kg			WG423651	05/27/09 19:38
1,2,3-Trichlorobenzene	< .001	mg/kg			WG423651	05/27/09 19:38
1,2,4-Trichlorobenzene	< .001	mg/kg			WG423651	05/27/09 19:38
1,2-Dibromo-3-Chloropropane	< .005	mg/kg			WG423651	05/27/09 19:38
1,2-Dibromoethane	< .001	mg/kg			WG423651	05/27/09 19:38
1,2-Dichlorobenzene	< .001	mg/kg			WG423651	05/27/09 19:38
1,2-Dichloroethane	< .001	mg/kg			WG423651	05/27/09 19:38
1,2-Dichloropropane	< .001	mg/kg			WG423651	05/27/09 19:38
1,3-Dichlorobenzene	< .001	mg/kg			WG423651	05/27/09 19:38
1,4-Dichlorobenzene	< .001	mg/kg			WG423651	05/27/09 19:38
2-Butanone (MEK)	< .01	mg/kg			WG423651	05/27/09 19:38
2-Hexanone	< .01	mg/kg			WG423651	05/27/09 19:38
4-Methyl-2-pentanone (MIBK)	< .01	mg/kg			WG423651	05/27/09 19:38
Acetone	< .05	mg/kg			WG423651	05/27/09 19:38
Benzene	< .001	mg/kg			WG423651	05/27/09 19:38
Bromochloromethane	< .001	mg/kg			WG423651	05/27/09 19:38
Bromodichloromethane	< .001	mg/kg			WG423651	05/27/09 19:38
Bromoform	< .001	mg/kg			WG423651	05/27/09 19:38
Bromomethane	< .005	mg/kg			WG423651	05/27/09 19:38
Carbon disulfide	< .001	mg/kg			WG423651	05/27/09 19:38
Carbon tetrachloride	< .001	mg/kg			WG423651	05/27/09 19:38
Chlorobenzene	< .001	mg/kg			WG423651	05/27/09 19:38
Chlorodibromomethane	< .001	mg/kg			WG423651	05/27/09 19:38
Chloroethane	< .005	mg/kg			WG423651	05/27/09 19:38
Chloroform	< .005	mg/kg			WG423651	05/27/09 19:38
Chloromethane	< .001	mg/kg			WG423651	05/27/09 19:38
cis-1,2-Dichloroethene	< .001	mg/kg			WG423651	05/27/09 19:38
cis-1,3-Dichloropropene	< .001	mg/kg			WG423651	05/27/09 19:38
Dichlorodifluoromethane	< .005	mg/kg			WG423651	05/27/09 19:38
Ethylbenzene	< .001	mg/kg			WG423651	05/27/09 19:38
Isopropylbenzene	< .001	mg/kg			WG423651	05/27/09 19:38
Methyl tert-butyl ether	< .001	mg/kg			WG423651	05/27/09 19:38
Methylene Chloride	< .005	mg/kg			WG423651	05/27/09 19:38
Styrene	< .001	mg/kg			WG423651	05/27/09 19:38
Tetrachloroethene	< .001	mg/kg			WG423651	05/27/09 19:38
Toluene	< .005	mg/kg			WG423651	05/27/09 19:38
trans-1,2-Dichloroethene	< .001	mg/kg			WG423651	05/27/09 19:38
trans-1,3-Dichloropropene	< .001	mg/kg			WG423651	05/27/09 19:38
Trichloroethene	< .001	mg/kg			WG423651	05/27/09 19:38
Trichlorofluoromethane	< .005	mg/kg			WG423651	05/27/09 19:38
Vinyl chloride	< .001	mg/kg			WG423651	05/27/09 19:38
4-Bromofluorobenzene		% Rec.	108.0	59-140	WG423651	05/27/09 19:38
Dibromofluoromethane		% Rec.	97.00	63-139	WG423651	05/27/09 19:38
Toluene-d8		% Rec.	98.21	84-116	WG423651	05/27/09 19:38

* Performance of this Analyte is outside of established criteria.

For additional information, please see Attachment A 'List of Analytes with QC Qualifiers.'



**ENVIRONMENTAL
SCIENCE CORP.**

12065 Lebanon Rd.
Mt. Juliet, TN 37122
(615) 758-5858
1-800-767-5859
Fax (615) 758-5859

Tax I.D. 62-0814289

Est. 1970

SLR International Corp. - West Linn, OR
Chris Kramer
1800 Blankenship Road, Suite 440
West Linn, OR 97068

Quality Assurance Report
Level II

June 30, 2009

L404245

Analyte	Result	Laboratory Blank		Limit	Batch	Date Analyzed
		Units	% Rec			
1,2,4,5-Tetrachlorobenzene	< .05	ppm			WG423526	05/27/09 10:47
2,4,5-Trichlorophenol	< .33	ppm			WG423526	05/27/09 10:47
2,4,6-Trichlorophenol	< .33	ppm			WG423526	05/27/09 10:47
2,4-Dichlorophenol	< .33	ppm			WG423526	05/27/09 10:47
2,4-Dimethylphenol	< .33	ppm			WG423526	05/27/09 10:47
2,4-Dinitrophenol	< .33	ppm			WG423526	05/27/09 10:47
2,4-Dinitrotoluene	< .33	ppm			WG423526	05/27/09 10:47
2,6-Dinitrotoluene	< .33	ppm			WG423526	05/27/09 10:47
2-Chloronaphthalene	< .33	ppm			WG423526	05/27/09 10:47
2-Chlorophenol	< .33	ppm			WG423526	05/27/09 10:47
2-Methylnaphthalene	< .33	ppm			WG423526	05/27/09 10:47
2-Methylphenol	< .33	ppm			WG423526	05/27/09 10:47
2-Nitroaniline	< .33	ppm			WG423526	05/27/09 10:47
2-Nitrophenol	< .33	ppm			WG423526	05/27/09 10:47
3&4-Methyl Phenol	< .33	ppm			WG423526	05/27/09 10:47
3,3-Dichlorobenzidine	< .33	ppm			WG423526	05/27/09 10:47
3-Nitroaniline	< .33	ppm			WG423526	05/27/09 10:47
4,6-Dinitro-2-methylphenol	< .33	ppm			WG423526	05/27/09 10:47
4-Bromophenyl-phenylether	< .33	ppm			WG423526	05/27/09 10:47
4-Chloro-3-methylphenol	< .33	ppm			WG423526	05/27/09 10:47
4-Chloroaniline	< .33	ppm			WG423526	05/27/09 10:47
4-Chlorophenyl-phenylether	< .33	ppm			WG423526	05/27/09 10:47
4-Nitroaniline	< .33	ppm			WG423526	05/27/09 10:47
4-Nitrophenol	< .33	ppm			WG423526	05/27/09 10:47
Acenaphthene	< .33	ppm			WG423526	05/27/09 10:47
Acenaphthylene	< .33	ppm			WG423526	05/27/09 10:47
Acetophenone	< .33	ppm			WG423526	05/27/09 10:47
Anthracene	< .33	ppm			WG423526	05/27/09 10:47
Atrazine	< .33	ppm			WG423526	05/27/09 10:47
Benzaldehyde	< .33	ppm			WG423526	05/27/09 10:47
Benzo(a)anthracene	< .33	ppm			WG423526	05/27/09 10:47
Benzo(a)pyrene	< .33	ppm			WG423526	05/27/09 10:47
Benzo(b)fluoranthene	< .33	ppm			WG423526	05/27/09 10:47
Benzo(g,h,i)perylene	< .33	ppm			WG423526	05/27/09 10:47
Benzo(k)fluoranthene	< .33	ppm			WG423526	05/27/09 10:47
Benzylbutyl phthalate	< .33	ppm			WG423526	05/27/09 10:47
Biphenyl	< .33	ppm			WG423526	05/27/09 10:47
Bis(2-chlorethoxy)methane	< .33	ppm			WG423526	05/27/09 10:47
Bis(2-chloroethyl)ether	< .33	ppm			WG423526	05/27/09 10:47
Bis(2-chloroisopropyl)ether	< .33	ppm			WG423526	05/27/09 10:47
Bis(2-ethylhexyl)phthalate	< .33	ppm			WG423526	05/27/09 10:47
Caprolactam	< .33	ppm			WG423526	05/27/09 10:47
Carbazole	< .33	ppm			WG423526	05/27/09 10:47
Chrysene	< .33	ppm			WG423526	05/27/09 10:47
Di-n-butyl phthalate	< .33	ppm			WG423526	05/27/09 10:47
Di-n-octyl phthalate	< .33	ppm			WG423526	05/27/09 10:47
Dibenz(a,h)anthracene	< .33	ppm			WG423526	05/27/09 10:47
Dibenzofuran	< .33	ppm			WG423526	05/27/09 10:47
Diethyl phthalate	< .33	ppm			WG423526	05/27/09 10:47
Dimethyl phthalate	< .33	ppm			WG423526	05/27/09 10:47
Fluoranthene	< .33	ppm			WG423526	05/27/09 10:47
Fluorene	< .33	ppm			WG423526	05/27/09 10:47
Hexachloro-1,3-butadiene	< .33	ppm			WG423526	05/27/09 10:47
Hexachlorobenzene	< .33	ppm			WG423526	05/27/09 10:47
Hexachlorocyclopentadiene	< .33	ppm			WG423526	05/27/09 10:47
Hexachloroethane	< .33	ppm			WG423526	05/27/09 10:47
Indeno(1,2,3-cd)pyrene	< .33	ppm			WG423526	05/27/09 10:47
Isophorone	< .33	ppm			WG423526	05/27/09 10:47
n-Nitrosodi-n-propylamine	< .33	ppm			WG423526	05/27/09 10:47

* Performance of this Analyte is outside of established criteria.

For additional information, please see Attachment A 'List of Analytes with QC Qualifiers.'



**ENVIRONMENTAL
SCIENCE CORP.**

12065 Lebanon Rd.
Mt. Juliet, TN 37122
(615) 758-5858
1-800-767-5859
Fax (615) 758-5859

Tax I.D. 62-0814289

Est. 1970

SLR International Corp. - West Linn, OR
Chris Kramer
1800 Blankenship Road, Suite 440
West Linn, OR 97068

Quality Assurance Report
Level II

June 30, 2009

L404245

Analyte	Result	Laboratory Blank		Limit	Batch	Date Analyzed
		Units	% Rec			
n-Nitrosodiphenylamine	< .33	ppm			WG423526	05/27/09 10:47
Naphthalene	< .33	ppm			WG423526	05/27/09 10:47
Nitrobenzene	< .33	ppm			WG423526	05/27/09 10:47
Pentachlorophenol	< .33	ppm			WG423526	05/27/09 10:47
Phenanthrene	< .33	ppm			WG423526	05/27/09 10:47
Phenol	< .33	ppm			WG423526	05/27/09 10:47
Pyrene	< .33	ppm			WG423526	05/27/09 10:47
2,4,6-Tribromophenol		% Rec.	68.61	25-137	WG423526	05/27/09 10:47
2-Fluorobiphenyl		% Rec.	68.89	30-120	WG423526	05/27/09 10:47
2-Fluorophenol		% Rec.	72.41	26-130	WG423526	05/27/09 10:47
Nitrobenzene-d5		% Rec.	66.45	18-119	WG423526	05/27/09 10:47
Phenol-d5		% Rec.	70.70	37-141	WG423526	05/27/09 10:47
p-Terphenyl-d14		% Rec.	81.75	23-143	WG423526	05/27/09 10:47
1,2,4,5-Tetrachlorobenzene	< .05	ppm			WG423743	05/28/09 11:57
2,4,5-Trichlorophenol	< .01	ppm			WG423743	05/28/09 11:57
2,4,6-Trichlorophenol	< .01	ppm			WG423743	05/28/09 11:57
2,4-Dichlorophenol	< .01	ppm			WG423743	05/28/09 11:57
2,4-Dimethylphenol	< .01	ppm			WG423743	05/28/09 11:57
2,4-Dinitrophenol	< .01	ppm			WG423743	05/28/09 11:57
2,4-Dinitrotoluene	< .01	ppm			WG423743	05/28/09 11:57
2,6-Dinitrotoluene	< .01	ppm			WG423743	05/28/09 11:57
2-Chloronaphthalene	< .01	ppm			WG423743	05/28/09 11:57
2-Chlorophenol	< .01	ppm			WG423743	05/28/09 11:57
2-Methylnaphthalene	< .01	ppm			WG423743	05/28/09 11:57
2-Methylphenol	< .01	ppm			WG423743	05/28/09 11:57
2-Nitroaniline	< .01	ppm			WG423743	05/28/09 11:57
2-Nitrophenol	< .01	ppm			WG423743	05/28/09 11:57
3&4-Methyl Phenol	< .01	ppm			WG423743	05/28/09 11:57
3,3-Dichlorobenzidine	< .01	ppm			WG423743	05/28/09 11:57
3-Nitroaniline	< .01	ppm			WG423743	05/28/09 11:57
4,6-Dinitro-2-methylphenol	< .01	ppm			WG423743	05/28/09 11:57
4-Bromophenyl-phenylether	< .01	ppm			WG423743	05/28/09 11:57
4-Chloro-3-methylphenol	< .01	ppm			WG423743	05/28/09 11:57
4-Chloroaniline	< .01	ppm			WG423743	05/28/09 11:57
4-Chlorophenyl-phenylether	< .01	ppm			WG423743	05/28/09 11:57
4-Nitroaniline	< .01	ppm			WG423743	05/28/09 11:57
4-Nitrophenol	< .01	ppm			WG423743	05/28/09 11:57
Acenaphthene	< .01	ppm			WG423743	05/28/09 11:57
Acenaphthylene	< .01	ppm			WG423743	05/28/09 11:57
Acetophenone	< .01	ppm			WG423743	05/28/09 11:57
Anthracene	< .01	ppm			WG423743	05/28/09 11:57
Atrazine	< .01	ppm			WG423743	05/28/09 11:57
Benzaldehyde	< .01	ppm			WG423743	05/28/09 11:57
Benzo(a)anthracene	< .01	ppm			WG423743	05/28/09 11:57
Benzo(a)pyrene	< .01	ppm			WG423743	05/28/09 11:57
Benzo(b)fluoranthene	< .01	ppm			WG423743	05/28/09 11:57
Benzo(g,h,i)perylene	< .01	ppm			WG423743	05/28/09 11:57
Benzo(k)fluoranthene	< .01	ppm			WG423743	05/28/09 11:57
Benzylbutyl phthalate	< .01	ppm			WG423743	05/28/09 11:57
Biphenyl	< .01	ppm			WG423743	05/28/09 11:57
Bis(2-chlorethoxy)methane	< .01	ppm			WG423743	05/28/09 11:57
Bis(2-chloroethyl)ether	< .01	ppm			WG423743	05/28/09 11:57
Bis(2-chloroisopropyl)ether	< .01	ppm			WG423743	05/28/09 11:57
Bis(2-ethylhexyl)phthalate	< .01	ppm			WG423743	05/28/09 11:57
Caprolactam	< .01	ppm			WG423743	05/28/09 11:57
Carbazole	< .01	ppm			WG423743	05/28/09 11:57
Chrysene	< .01	ppm			WG423743	05/28/09 11:57

* Performance of this Analyte is outside of established criteria.

For additional information, please see Attachment A 'List of Analytes with QC Qualifiers.'



**ENVIRONMENTAL
SCIENCE CORP.**

12065 Lebanon Rd.
Mt. Juliet, TN 37122
(615) 758-5858
1-800-767-5859
Fax (615) 758-5859

Tax I.D. 62-0814289

Est. 1970

SLR International Corp. - West Linn, OR
Chris Kramer

1800 Blankenship Road, Suite 440

Quality Assurance Report
Level II

West Linn, OR 97068

June 30, 2009

L404245

Analyte	Result	Laboratory Blank		Limit	Batch	Date Analyzed
		Units	% Rec			
Di-n-butyl phthalate	< .01	ppm			WG423743	05/28/09 11:57
Di-n-octyl phthalate	< .01	ppm			WG423743	05/28/09 11:57
Dibenz(a,h)anthracene	< .01	ppm			WG423743	05/28/09 11:57
Dibenzofuran	< .01	ppm			WG423743	05/28/09 11:57
Diethyl phthalate	< .01	ppm			WG423743	05/28/09 11:57
Dimethyl phthalate	< .01	ppm			WG423743	05/28/09 11:57
Fluoranthene	< .01	ppm			WG423743	05/28/09 11:57
Fluorene	< .01	ppm			WG423743	05/28/09 11:57
Hexachloro-1,3-butadiene	< .01	ppm			WG423743	05/28/09 11:57
Hexachlorobenzene	< .01	ppm			WG423743	05/28/09 11:57
Hexachlorocyclopentadiene	< .01	ppm			WG423743	05/28/09 11:57
Hexachloroethane	< .01	ppm			WG423743	05/28/09 11:57
Indeno(1,2,3-cd)pyrene	< .01	ppm			WG423743	05/28/09 11:57
Isophorone	< .01	ppm			WG423743	05/28/09 11:57
n-Nitrosodi-n-propylamine	< .01	ppm			WG423743	05/28/09 11:57
n-Nitrosodiphenylamine	< .01	ppm			WG423743	05/28/09 11:57
Naphthalene	< .01	ppm			WG423743	05/28/09 11:57
Nitrobenzene	< .01	ppm			WG423743	05/28/09 11:57
Pentachlorophenol	< .01	ppm			WG423743	05/28/09 11:57
Phenanthrene	< .01	ppm			WG423743	05/28/09 11:57
Phenol	< .01	ppm			WG423743	05/28/09 11:57
Pyrene	< .01	ppm			WG423743	05/28/09 11:57
2,4,6-Tribromophenol		% Rec.	81.67	10-148	WG423743	05/28/09 11:57
2-Fluorobiphenyl		% Rec.	73.83	26-122	WG423743	05/28/09 11:57
2-Fluorophenol		% Rec.	37.20	10-87	WG423743	05/28/09 11:57
Nitrobenzene-d5		% Rec.	55.48	12-120	WG423743	05/28/09 11:57
Phenol-d5		% Rec.	24.82	10-67	WG423743	05/28/09 11:57
p-Terphenyl-d14		% Rec.	102.7	34-149	WG423743	05/28/09 11:57
PCB 1016	< .017	mg/kg			WG423738	05/28/09 12:40
PCB 1221	< .017	mg/kg			WG423738	05/28/09 12:40
PCB 1232	< .017	mg/kg			WG423738	05/28/09 12:40
PCB 1242	< .017	mg/kg			WG423738	05/28/09 12:40
PCB 1248	< .017	mg/kg			WG423738	05/28/09 12:40
PCB 1254	< .017	mg/kg			WG423738	05/28/09 12:40
PCB 1260	< .017	mg/kg			WG423738	05/28/09 12:40
Decachlorobiphenyl		% Rec.	105.5	18.9-115.8	WG423738	05/28/09 12:40
Tetrachloro-m-xylene		% Rec.	91.08	31.8-115.7	WG423738	05/28/09 12:40
Total Solids	< .1	%			WG423815	05/29/09 10:51
1,2,4,5-Tetrachlorobenzene	< .05	ppm			WG423966	05/29/09 14:27
2,4,5-Trichlorophenol	< .33	ppm			WG423966	05/29/09 14:27
2,4,6-Trichlorophenol	< .33	ppm			WG423966	05/29/09 14:27
2,4-Dichlorophenol	< .33	ppm			WG423966	05/29/09 14:27
2,4-Dimethylphenol	< .33	ppm			WG423966	05/29/09 14:27
2,4-Dinitrophenol	< .33	ppm			WG423966	05/29/09 14:27
2,4-Dinitrotoluene	< .33	ppm			WG423966	05/29/09 14:27
2,6-Dinitrotoluene	< .33	ppm			WG423966	05/29/09 14:27
2-Chloronaphthalene	< .33	ppm			WG423966	05/29/09 14:27
2-Chlorophenol	< .33	ppm			WG423966	05/29/09 14:27
2-Methylnaphthalene	< .33	ppm			WG423966	05/29/09 14:27
2-Methylphenol	< .33	ppm			WG423966	05/29/09 14:27
2-Nitroaniline	< .33	ppm			WG423966	05/29/09 14:27
2-Nitrophenol	< .33	ppm			WG423966	05/29/09 14:27
3&4-Methyl Phenol	< .33	ppm			WG423966	05/29/09 14:27

* Performance of this Analyte is outside of established criteria.

For additional information, please see Attachment A 'List of Analytes with QC Qualifiers.'



**ENVIRONMENTAL
SCIENCE CORP.**

12065 Lebanon Rd.
Mt. Juliet, TN 37122
(615) 758-5858
1-800-767-5859
Fax (615) 758-5859

Tax I.D. 62-0814289

Est. 1970

SLR International Corp. - West Linn, OR
Chris Kramer
1800 Blankenship Road, Suite 440
West Linn, OR 97068

Quality Assurance Report
Level II

June 30, 2009

L404245

Analyte	Result	Laboratory Blank		Limit	Batch	Date Analyzed
		Units	% Rec			
3,3-Dichlorobenzidine	< .33	ppm			WG423966	05/29/09 14:27
3-Nitroaniline	< .33	ppm			WG423966	05/29/09 14:27
4,6-Dinitro-2-methylphenol	< .33	ppm			WG423966	05/29/09 14:27
4-Bromophenyl-phenylether	< .33	ppm			WG423966	05/29/09 14:27
4-Chloro-3-methylphenol	< .33	ppm			WG423966	05/29/09 14:27
4-Chloroaniline	< .33	ppm			WG423966	05/29/09 14:27
4-Chlorophenyl-phenylether	< .33	ppm			WG423966	05/29/09 14:27
4-Nitroaniline	< .33	ppm			WG423966	05/29/09 14:27
4-Nitrophenol	< .33	ppm			WG423966	05/29/09 14:27
Acenaphthene	< .33	ppm			WG423966	05/29/09 14:27
Acenaphthylene	< .33	ppm			WG423966	05/29/09 14:27
Acetophenone	< .33	ppm			WG423966	05/29/09 14:27
Anthracene	< .33	ppm			WG423966	05/29/09 14:27
Atrazine	< .33	ppm			WG423966	05/29/09 14:27
Benzaldehyde	< .33	ppm			WG423966	05/29/09 14:27
Benzo(a)anthracene	< .33	ppm			WG423966	05/29/09 14:27
Benzo(a)pyrene	< .33	ppm			WG423966	05/29/09 14:27
Benzo(b)fluoranthene	< .33	ppm			WG423966	05/29/09 14:27
Benzo(g,h,i)perylene	< .33	ppm			WG423966	05/29/09 14:27
Benzo(k)fluoranthene	< .33	ppm			WG423966	05/29/09 14:27
Benzylbutyl phthalate	< .33	ppm			WG423966	05/29/09 14:27
Biphenyl	< .33	ppm			WG423966	05/29/09 14:27
Bis(2-chlorethoxy)methane	< .33	ppm			WG423966	05/29/09 14:27
Bis(2-chloroethyl)ether	< .33	ppm			WG423966	05/29/09 14:27
Bis(2-chloroisopropyl)ether	< .33	ppm			WG423966	05/29/09 14:27
Bis(2-ethylhexyl)phthalate	< .33	ppm			WG423966	05/29/09 14:27
Caprolactam	< .33	ppm			WG423966	05/29/09 14:27
Carbazole	< .33	ppm			WG423966	05/29/09 14:27
Chrysene	< .33	ppm			WG423966	05/29/09 14:27
Di-n-butyl phthalate	< .33	ppm			WG423966	05/29/09 14:27
Di-n-octyl phthalate	< .33	ppm			WG423966	05/29/09 14:27
Dibenz(a,h)anthracene	< .33	ppm			WG423966	05/29/09 14:27
Dibenzofuran	< .33	ppm			WG423966	05/29/09 14:27
Diethyl phthalate	< .33	ppm			WG423966	05/29/09 14:27
Dimethyl phthalate	< .33	ppm			WG423966	05/29/09 14:27
Fluoranthene	< .33	ppm			WG423966	05/29/09 14:27
Fluorene	< .33	ppm			WG423966	05/29/09 14:27
Hexachloro-1,3-butadiene	< .33	ppm			WG423966	05/29/09 14:27
Hexachlorobenzene	< .33	ppm			WG423966	05/29/09 14:27
Hexachlorocyclopentadiene	< .33	ppm			WG423966	05/29/09 14:27
Hexachloroethane	< .33	ppm			WG423966	05/29/09 14:27
Indeno(1,2,3-cd)pyrene	< .33	ppm			WG423966	05/29/09 14:27
Isophorone	< .33	ppm			WG423966	05/29/09 14:27
n-Nitrosodi-n-propylamine	< .33	ppm			WG423966	05/29/09 14:27
n-Nitrosodiphenylamine	< .33	ppm			WG423966	05/29/09 14:27
Naphthalene	< .33	ppm			WG423966	05/29/09 14:27
Nitrobenzene	< .33	ppm			WG423966	05/29/09 14:27
Pentachlorophenol	< .33	ppm			WG423966	05/29/09 14:27
Phenanthrene	< .33	ppm			WG423966	05/29/09 14:27
Phenol	< .33	ppm			WG423966	05/29/09 14:27
Pyrene	< .33	ppm			WG423966	05/29/09 14:27
2,4,6-Tribromophenol		% Rec.	73.56	25-137	WG423966	05/29/09 14:27
2-Fluorobiphenyl		% Rec.	62.92	30-120	WG423966	05/29/09 14:27
2-Fluorophenol		% Rec.	54.44	26-130	WG423966	05/29/09 14:27
Nitrobenzene-d5		% Rec.	47.61	18-119	WG423966	05/29/09 14:27
Phenol-d5		% Rec.	57.16	37-141	WG423966	05/29/09 14:27
p-Terphenyl-d14		% Rec.	91.06	23-143	WG423966	05/29/09 14:27

* Performance of this Analyte is outside of established criteria.
For additional information, please see Attachment A 'List of Analytes with QC Qualifiers.'



**ENVIRONMENTAL
SCIENCE CORP.**

12065 Lebanon Rd.
Mt. Juliet, TN 37122
(615) 758-5858
1-800-767-5859
Fax (615) 758-5859

Tax I.D. 62-0814289

Est. 1970

SLR International Corp. - West Linn, OR
Chris Kramer
1800 Blankenship Road, Suite 440
West Linn, OR 97068

Quality Assurance Report
Level II

June 30, 2009

L404245

Analyte	Result	Laboratory Blank		Limit	Batch	Date Analyzed
		Units	% Rec			
1,2,4,5-Tetrachlorobenzene	< .05	ppm			WG424070	05/30/09 11:10
2,4,5-Trichlorophenol	< .01	ppm			WG424070	05/30/09 11:10
2,4,6-Trichlorophenol	< .01	ppm			WG424070	05/30/09 11:10
2,4-Dichlorophenol	< .01	ppm			WG424070	05/30/09 11:10
2,4-Dimethylphenol	< .01	ppm			WG424070	05/30/09 11:10
2,4-Dinitrophenol	< .01	ppm			WG424070	05/30/09 11:10
2,4-Dinitrotoluene	< .01	ppm			WG424070	05/30/09 11:10
2,6-Dinitrotoluene	< .01	ppm			WG424070	05/30/09 11:10
2-Chloronaphthalene	< .01	ppm			WG424070	05/30/09 11:10
2-Chlorophenol	< .01	ppm			WG424070	05/30/09 11:10
2-Methylnaphthalene	< .01	ppm			WG424070	05/30/09 11:10
2-Methylphenol	< .01	ppm			WG424070	05/30/09 11:10
2-Nitroaniline	< .01	ppm			WG424070	05/30/09 11:10
2-Nitrophenol	< .01	ppm			WG424070	05/30/09 11:10
3&4-Methyl Phenol	< .01	ppm			WG424070	05/30/09 11:10
3,3-Dichlorobenzidine	< .01	ppm			WG424070	05/30/09 11:10
3-Nitroaniline	< .01	ppm			WG424070	05/30/09 11:10
4,6-Dinitro-2-methylphenol	< .01	ppm			WG424070	05/30/09 11:10
4-Bromophenyl-phenylether	< .01	ppm			WG424070	05/30/09 11:10
4-Chloro-3-methylphenol	< .01	ppm			WG424070	05/30/09 11:10
4-Chloroaniline	< .01	ppm			WG424070	05/30/09 11:10
4-Chlorophenyl-phenylether	< .01	ppm			WG424070	05/30/09 11:10
4-Nitroaniline	< .01	ppm			WG424070	05/30/09 11:10
4-Nitrophenol	< .01	ppm			WG424070	05/30/09 11:10
Acenaphthene	< .01	ppm			WG424070	05/30/09 11:10
Acenaphthylene	< .01	ppm			WG424070	05/30/09 11:10
Acetophenone	< .01	ppm			WG424070	05/30/09 11:10
Anthracene	< .01	ppm			WG424070	05/30/09 11:10
Atrazine	< .01	ppm			WG424070	05/30/09 11:10
Benzaldehyde	< .01	ppm			WG424070	05/30/09 11:10
Benzo(a)anthracene	< .01	ppm			WG424070	05/30/09 11:10
Benzo(a)pyrene	< .01	ppm			WG424070	05/30/09 11:10
Benzo(b)fluoranthene	< .01	ppm			WG424070	05/30/09 11:10
Benzo(g,h,i)perylene	< .01	ppm			WG424070	05/30/09 11:10
Benzo(k)fluoranthene	< .01	ppm			WG424070	05/30/09 11:10
Benzylbutyl phthalate	< .01	ppm			WG424070	05/30/09 11:10
Biphenyl	< .01	ppm			WG424070	05/30/09 11:10
Bis(2-chlorethoxy)methane	< .01	ppm			WG424070	05/30/09 11:10
Bis(2-chloroethyl)ether	< .01	ppm			WG424070	05/30/09 11:10
Bis(2-chloroisopropyl)ether	< .01	ppm			WG424070	05/30/09 11:10
Bis(2-ethylhexyl)phthalate	< .01	ppm			WG424070	05/30/09 11:10
Caprolactam	< .01	ppm			WG424070	05/30/09 11:10
Carbazole	< .01	ppm			WG424070	05/30/09 11:10
Chrysene	< .01	ppm			WG424070	05/30/09 11:10
Di-n-butyl phthalate	< .01	ppm			WG424070	05/30/09 11:10
Di-n-octyl phthalate	< .01	ppm			WG424070	05/30/09 11:10
Dibenz(a,h)anthracene	< .01	ppm			WG424070	05/30/09 11:10
Dibenzofuran	< .01	ppm			WG424070	05/30/09 11:10
Diethyl phthalate	< .01	ppm			WG424070	05/30/09 11:10
Dimethyl phthalate	< .01	ppm			WG424070	05/30/09 11:10
Fluoranthene	< .01	ppm			WG424070	05/30/09 11:10
Fluorene	< .01	ppm			WG424070	05/30/09 11:10
Hexachloro-1,3-butadiene	< .01	ppm			WG424070	05/30/09 11:10
Hexachlorobenzene	< .01	ppm			WG424070	05/30/09 11:10
Hexachlorocyclopentadiene	< .01	ppm			WG424070	05/30/09 11:10
Hexachloroethane	< .01	ppm			WG424070	05/30/09 11:10
Indeno(1,2,3-cd)pyrene	< .01	ppm			WG424070	05/30/09 11:10
Isophorone	< .01	ppm			WG424070	05/30/09 11:10
n-Nitrosodi-n-propylamine	< .01	ppm			WG424070	05/30/09 11:10

* Performance of this Analyte is outside of established criteria.

For additional information, please see Attachment A 'List of Analytes with QC Qualifiers.'



**ENVIRONMENTAL
SCIENCE CORP.**

12065 Lebanon Rd.
Mt. Juliet, TN 37122
(615) 758-5858
1-800-767-5859
Fax (615) 758-5859

Tax I.D. 62-0814289

Est. 1970

SLR International Corp. - West Linn, OR
Chris Kramer
1800 Blankenship Road, Suite 440
West Linn, OR 97068

Quality Assurance Report
Level II

June 30, 2009

L404245

Analyte	Result	Laboratory Blank		Limit	Batch	Date Analyzed
		Units	% Rec			
n-Nitrosodiphenylamine	< .01	ppm			WG424070	05/30/09 11:10
Naphthalene	< .01	ppm			WG424070	05/30/09 11:10
Nitrobenzene	< .01	ppm			WG424070	05/30/09 11:10
Pentachlorophenol	< .01	ppm			WG424070	05/30/09 11:10
Phenanthrene	< .01	ppm			WG424070	05/30/09 11:10
Phenol	< .01	ppm			WG424070	05/30/09 11:10
Pyrene	< .01	ppm			WG424070	05/30/09 11:10
2,4,6-Tribromophenol		% Rec.	50.23	10-148	WG424070	05/30/09 11:10
2-Fluorobiphenyl		% Rec.	62.43	26-122	WG424070	05/30/09 11:10
2-Fluorophenol		% Rec.	23.32	10-87	WG424070	05/30/09 11:10
Nitrobenzene-d5		% Rec.	54.82	12-120	WG424070	05/30/09 11:10
Phenol-d5		% Rec.	17.76	10-67	WG424070	05/30/09 11:10
p-Terphenyl-d14		% Rec.	105.9	34-149	WG424070	05/30/09 11:10
Arsenic	< 1	mg/kg			WG423987	05/30/09 11:49
Beryllium	< .1	mg/kg			WG423987	05/30/09 11:49
Cadmium	< .25	mg/kg			WG423987	05/30/09 11:49
Chromium	< .5	mg/kg			WG423987	05/30/09 11:49
Copper	< 1	mg/kg			WG423987	05/30/09 11:49
Lead	< .25	mg/kg			WG423987	05/30/09 11:49
Nickel	< 1	mg/kg			WG423987	05/30/09 11:49
Selenium	< 1	mg/kg			WG423987	05/30/09 11:49
Silver	< .5	mg/kg			WG423987	05/30/09 11:49
Thallium	< 1	mg/kg			WG423987	05/30/09 11:49
Zinc	< 1.5	mg/kg			WG423987	05/30/09 11:49
Diesel Range Organics (DRO)	< .1	ppm			WG423943	05/30/09 07:08
o-Terphenyl		% Rec.	116.4	50-150	WG423943	05/30/09 07:08
PCB 1016	< .0005	mg/l			WG423854	05/29/09 17:13
PCB 1221	< .0005	mg/l			WG423854	05/29/09 17:13
PCB 1232	< .0005	mg/l			WG423854	05/29/09 17:13
PCB 1242	< .0005	mg/l			WG423854	05/29/09 17:13
PCB 1248	< .0005	mg/l			WG423854	05/29/09 17:13
PCB 1254	< .0005	mg/l			WG423854	05/29/09 17:13
PCB 1260	< .0005	mg/l			WG423854	05/29/09 17:13
Decachlorobiphenyl		% Rec.	69.08	10-122.6	WG423854	05/29/09 17:13
Tetrachloro-m-xylene		% Rec.	60.83	15.3-114.2	WG423854	05/29/09 17:13
Antimony	< 1	mg/kg			WG423987	06/02/09 03:55
Beryllium	< .002	mg/l			WG424073	06/02/09 10:24
Cadmium	< .005	mg/l			WG424073	06/02/09 10:24
Chromium	< .01	mg/l			WG424073	06/02/09 10:24
Copper	< .02	mg/l			WG424073	06/02/09 10:24
Lead	< .005	mg/l			WG424073	06/02/09 10:24
Nickel	< .02	mg/l			WG424073	06/02/09 10:24
Selenium	< .02	mg/l			WG424073	06/02/09 10:24
Silver	< .01	mg/l			WG424073	06/02/09 10:24
Zinc	< .03	mg/l			WG424073	06/02/09 10:24
Arsenic	< 1	mg/kg			WG423988	06/02/09 13:42
Beryllium	< .1	mg/kg			WG423988	06/02/09 13:42

* Performance of this Analyte is outside of established criteria.

For additional information, please see Attachment A 'List of Analytes with QC Qualifiers.'



**ENVIRONMENTAL
SCIENCE CORP.**

12065 Lebanon Rd.
Mt. Juliet, TN 37122
(615) 758-5858
1-800-767-5859
Fax (615) 758-5859

Tax I.D. 62-0814289

Est. 1970

SLR International Corp. - West Linn, OR
Chris Kramer
1800 Blankenship Road, Suite 440
West Linn, OR 97068

Quality Assurance Report
Level II

L404245

June 30, 2009

Analyte	Result	Laboratory Blank		Limit	Batch	Date Analyzed
		Units	% Rec			
Cadmium	< .25	mg/kg			WG423988	06/02/09 13:42
Chromium	< .5	mg/kg			WG423988	06/02/09 13:42
Copper	< 1	mg/kg			WG423988	06/02/09 13:42
Lead	< .25	mg/kg			WG423988	06/02/09 13:42
Nickel	< 1	mg/kg			WG423988	06/02/09 13:42
Selenium	< 1	mg/kg			WG423988	06/02/09 13:42
Silver	< .5	mg/kg			WG423988	06/02/09 13:42
Thallium	< 1	mg/kg			WG423988	06/02/09 13:42
Zinc	< 1.5	mg/kg			WG423988	06/02/09 13:42
Antimony	< .001	mg/l			WG424006	06/02/09 23:37
Arsenic	< .001	mg/l			WG424006	06/02/09 23:37
Thallium	< .001	mg/l			WG424006	06/02/09 23:37
Antimony	< 1	mg/kg			WG423988	06/04/09 03:00
Diesel Range Organics (DRO) o-Terphenyl	< 4	ppm % Rec.	107.2	50-150	WG424943 WG424943	06/04/09 12:22 06/04/09 12:22
Gasoline Range Organics-NWTPH a,a,a-Trifluorotoluene(FID)	< .1	mg/kg % Rec.	93.70	59-128	WG425185 WG425185	06/05/09 14:51 06/05/09 14:51
Antimony	< .001	mg/l			WG425399	06/08/09 23:47
Arsenic	< .001	mg/l			WG425399	06/08/09 23:47
Thallium	< .001	mg/l			WG425399	06/08/09 23:47
Mercury	< .0002	mg/l			WG425445	06/08/09 18:56
Beryllium	< .002	mg/l			WG425305	06/07/09 21:46
Cadmium	< .005	mg/l			WG425305	06/07/09 21:46
Chromium	< .01	mg/l			WG425305	06/07/09 21:46
Copper	< .02	mg/l			WG425305	06/07/09 21:46
Lead	< .005	mg/l			WG425305	06/07/09 21:46
Nickel	< .02	mg/l			WG425305	06/07/09 21:46
Selenium	< .02	mg/l			WG425305	06/07/09 21:46
Silver	< .01	mg/l			WG425305	06/07/09 21:46
Zinc	< .03	mg/l			WG425305	06/07/09 21:46
#6 Fuel Oil (C10-C32)	< 4	mg/kg			WG425725	06/10/09 11:08
Diesel (C7-C26)	< 4	mg/kg			WG425725	06/10/09 11:08
Hydraulic Fluid (C12-C33)	< 4	mg/kg			WG425725	06/10/09 11:08
Kerosene (C9-C16)	< 4	mg/kg			WG425725	06/10/09 11:08
Mineral Spirits	< 4	mg/kg			WG425725	06/10/09 11:08
Motor Oil (C16-C40)	< 10	mg/kg			WG425725	06/10/09 11:08
o-Terphenyl		% Rec.	113.1	50-150	WG425725	06/10/09 11:08
Total Solids	< .1	%			WG425899	06/11/09 09:00
1,4-Dioxane	< .004	mg/l			WG427744	06/22/09 21:21

* Performance of this Analyte is outside of established criteria.

For additional information, please see Attachment A 'List of Analytes with QC Qualifiers.'



**ENVIRONMENTAL
SCIENCE CORP.**

12065 Lebanon Rd.
Mt. Juliet, TN 37122
(615) 758-5858
1-800-767-5859
Fax (615) 758-5859

Tax I.D. 62-0814289

Est. 1970

SLR International Corp. - West Linn, OR
Chris Kramer
1800 Blankenship Road, Suite 440
West Linn, OR 97068

Quality Assurance Report
Level II

June 30, 2009

L404245

Analyte	Result	Laboratory Blank		Limit	Batch	Date Analyzed
		Units	% Rec			
4-Bromofluorobenzene		% Rec.	91.74	75-128		06/22/09 21:21
Dibromofluoromethane		% Rec.	101.1	79-125		06/22/09 21:21
Toluene-d8		% Rec.	95.38	87-114		06/22/09 21:21

Analyte	Units	Duplicate		RPD	Limit	Ref Samp	Batch
		Result	Duplicate				
Mercury	mg/kg	0.0140	0.0130	7.41	20	L403630-03	WG423494
Mercury	mg/l	0.00	0.00	0.00	20	L404249-33	WG423435
Total Solids	%	84.9	83.8	1.26	5	L404245-03	WG423815
Arsenic	mg/kg	0.00	0.00	0.00	20	L404615-03	WG423987
Beryllium	mg/kg	0.00	0.100	NA	20	L404615-03	WG423987
Cadmium	mg/kg	0.00	0.00	0.00	20	L404615-03	WG423987
Chromium	mg/kg	8.04	9.10	12.4	20	L404615-03	WG423987
Copper	mg/kg	0.00	0.0606	NA	20	L404615-03	WG423987
Lead	mg/kg	2.14	2.80	26.7*	20	L404615-03	WG423987
Nickel	mg/kg	2.72	2.88	5.71	20	L404615-03	WG423987
Selenium	mg/kg	3.58	4.20	15.9	20	L404615-03	WG423987
Silver	mg/kg	0.00	0.00	0.00	20	L404615-03	WG423987
Zinc	mg/kg	22.7	25.8	12.8	20	L404615-03	WG423987
Antimony	mg/kg	0.00	0.00	0.00	20	L404615-03	WG423987
Thallium	mg/kg	0.00	0.00	0.00	20	L404615-03	WG423987
Beryllium	mg/l	0.00	0.000440	NA	20	L404278-01	WG424073
Cadmium	mg/l	0.00	0.000210	NA	20	L404278-01	WG424073
Chromium	mg/l	0.00	0.00100	NA	20	L404278-01	WG424073
Copper	mg/l	0.00	0.00210	NA	20	L404278-01	WG424073
Lead	mg/l	0.00	0.00171	NA	20	L404278-01	WG424073
Nickel	mg/l	0.00	0.00	0.00	20	L404278-01	WG424073
Selenium	mg/l	0.00	0.00	0.00	20	L404278-01	WG424073
Silver	mg/l	0.0110	0.00330	108.*	20	L404278-01	WG424073
Zinc	mg/l	0.00	0.00	0.00	20	L404278-01	WG424073
Arsenic	mg/kg	1.27	2.20	53.6*	20	L404245-08	WG423988
Cadmium	mg/kg	0.303	0.270	11.5	20	L404245-08	WG423988
Chromium	mg/kg	27.4	28.0	2.17	20	L404245-08	WG423988
Copper	mg/kg	12.1	11.0	9.52	20	L404245-08	WG423988
Lead	mg/kg	2.23	2.70	19.1	20	L404245-08	WG423988
Nickel	mg/kg	34.5	37.0	6.99	20	L404245-08	WG423988
Selenium	mg/kg	1.15	0.00	NA	20	L404245-08	WG423988
Silver	mg/kg	0.810	0.840	3.64	20	L404245-08	WG423988
Thallium	mg/kg	7.56	8.20	8.12	20	L404245-08	WG423988
Zinc	mg/kg	25.3	28.0	10.1	20	L404245-08	WG423988
Beryllium	mg/kg	0.00	0.00	0.00	20	L404245-08	WG423988
Antimony	mg/l	0.00	0.00	0.00	20	L404219-04	WG424006
Arsenic	mg/l	0.0161	0.0160	0.623	20	L404219-04	WG424006
Thallium	mg/l	0.00	0.00	0.00	20	L404219-04	WG424006

* Performance of this Analyte is outside of established criteria.
For additional information, please see Attachment A 'List of Analytes with QC Qualifiers.'



**ENVIRONMENTAL
SCIENCE CORP.**

12065 Lebanon Rd.
Mt. Juliet, TN 37122
(615) 758-5858
1-800-767-5859
Fax (615) 758-5859

Tax I.D. 62-0814289

Est. 1970

SLR International Corp. - West Linn, OR
Chris Kramer
1800 Blankenship Road, Suite 440

Quality Assurance Report
Level II

West Linn, OR 97068

L404245

June 30, 2009

Analyte	Units	Duplicate		RPD	Limit	Ref Samp	Batch
		Result	Duplicate				
Antimony	mg/kg	0.00	0.00	0.00	20	L404245-08	WG423988
Antimony	mg/l	0.00	0.00	0.00	20	L406275-03	WG425399
Arsenic	mg/l	0.00	0.00	0.00	20	L406275-03	WG425399
Thallium	mg/l	0.00	0.00	0.00	20	L406275-03	WG425399
Mercury	mg/l	0.00	0.00	0.00	20	L404245-06	WG425445
Beryllium	mg/l	0.00	0.0000500	NA	20	L405775-15	WG425305
Cadmium	mg/l	0.00	0.00	0.00	20	L405775-15	WG425305
Chromium	mg/l	0.00	0.00	0.00	20	L405775-15	WG425305
Copper	mg/l	0.136	0.128	6.06	20	L405775-15	WG425305
Lead	mg/l	0.0131	0.0130	0.766	20	L405775-15	WG425305
Nickel	mg/l	0.00	0.00	0.00	20	L405775-15	WG425305
Selenium	mg/l	0.00	0.00500	NA	20	L405775-15	WG425305
Silver	mg/l	0.00	0.00	0.00	20	L405775-15	WG425305
Zinc	mg/l	5.20	4.94	5.13	20	L405775-15	WG425305
Total Solids	%	82.4	83.6	1.43	5	L406609-02	WG425899

Analyte	Units	Laboratory Control Sample		% Rec	Limit	Batch
		Known Val	Result			
1,1,1-Trichloroethane	mg/l	.05	0.0458	91.5	67-137	WG423308
1,1,2,2-Tetrachloroethane	mg/l	.05	0.0501	100.	72-128	WG423308
1,1,2-Trichloroethane	mg/l	.05	0.0481	96.1	79-123	WG423308
1,1,2-Trichloro-1,2,2-trifluoroethane	mg/l	.05	0.0354	70.7	51-149	WG423308
1,1-Dichloroethane	mg/l	.05	0.0451	90.2	67-133	WG423308
1,1-Dichloroethene	mg/l	.05	0.0417	83.4	60-130	WG423308
1,2,3-Trichlorobenzene	mg/l	.05	0.0525	105.	63-138	WG423308
1,2,4-Trichlorobenzene	mg/l	.05	0.0538	108.	65-137	WG423308
1,2-Dibromo-3-Chloropropane	mg/l	.05	0.0519	104.	55-134	WG423308
1,2-Dibromoethane	mg/l	.05	0.0498	99.6	75-126	WG423308
1,2-Dichlorobenzene	mg/l	.05	0.0509	102.	75-122	WG423308
1,2-Dichloroethane	mg/l	.05	0.0445	89.0	63-137	WG423308
1,2-Dichloropropane	mg/l	.05	0.0446	89.1	74-122	WG423308
1,3-Dichlorobenzene	mg/l	.05	0.0533	107.	73-131	WG423308
1,4-Dichlorobenzene	mg/l	.05	0.0500	100.	70-121	WG423308
2-Butanone (MEK)	mg/l	.25	0.196	78.3	53-132	WG423308
2-Hexanone	mg/l	.25	0.274	110.	56-147	WG423308
4-Methyl-2-pentanone (MIBK)	mg/l	.25	0.242	96.8	60-142	WG423308
Acetone	mg/l	.25	0.210	84.0	48-134	WG423308
Benzene	mg/l	.05	0.0451	90.2	67-126	WG423308
Bromochloromethane	mg/l	.05	0.0464	92.7	75-128	WG423308
Bromodichloromethane	mg/l	.05	0.0475	95.0	68-133	WG423308
Bromoform	mg/l	.05	0.0574	115.	60-139	WG423308
Bromomethane	mg/l	.05	0.0413	82.5	45-175	WG423308
Carbon disulfide	mg/l	.05	0.0351	70.2	41-148	WG423308
Carbon tetrachloride	mg/l	.05	0.0459	91.8	64-141	WG423308
Chlorobenzene	mg/l	.05	0.0531	106.	77-125	WG423308
Chlorodibromomethane	mg/l	.05	0.0560	112.	73-138	WG423308
Chloroethane	mg/l	.05	0.0394	78.9	49-155	WG423308
Chloroform	mg/l	.05	0.0437	87.5	66-126	WG423308
Chloromethane	mg/l	.05	0.0429	85.7	45-152	WG423308
cis-1,2-Dichloroethene	mg/l	.05	0.0441	88.2	72-128	WG423308

* Performance of this Analyte is outside of established criteria.

For additional information, please see Attachment A 'List of Analytes with QC Qualifiers.'



**ENVIRONMENTAL
SCIENCE CORP.**

12065 Lebanon Rd.
Mt. Juliet, TN 37122
(615) 758-5858
1-800-767-5859
Fax (615) 758-5859

Tax I.D. 62-0814289

Est. 1970

SLR International Corp. - West Linn, OR
Chris Kramer
1800 Blankenship Road, Suite 440
West Linn, OR 97068

Quality Assurance Report
Level II

L404245

June 30, 2009

Analyte	Units	Laboratory Control Sample		% Rec	Limit	Batch
		Known Val	Result			
cis-1,3-Dichloropropene	mg/l	.05	0.0501	100.	73-131	WG423308
Dichlorodifluoromethane	mg/l	.05	0.0413	82.7	39-189	WG423308
Ethylbenzene	mg/l	.05	0.0531	106.	76-129	WG423308
Isopropylbenzene	mg/l	.05	0.0563	113.	73-132	WG423308
Methyl tert-butyl ether	mg/l	.05	0.0427	85.5	51-142	WG423308
Methylene Chloride	mg/l	.05	0.0430	86.0	64-125	WG423308
Styrene	mg/l	.05	0.0581	116.	78-130	WG423308
Tetrachloroethene	mg/l	.05	0.0501	100.	67-135	WG423308
Toluene	mg/l	.05	0.0469	93.9	72-122	WG423308
trans-1,2-Dichloroethene	mg/l	.05	0.0445	89.1	67-129	WG423308
trans-1,3-Dichloropropene	mg/l	.05	0.0508	102.	66-137	WG423308
Trichloroethene	mg/l	.05	0.0482	96.4	74-126	WG423308
Trichlorofluoromethane	mg/l	.05	0.0417	83.5	54-156	WG423308
Vinyl chloride	mg/l	.05	0.0439	87.9	55-153	WG423308
4-Bromofluorobenzene				108.0	75-128	WG423308
Dibromofluoromethane				96.73	79-125	WG423308
Toluene-d8				95.89	87-114	WG423308
Diesel (C7-C26)	mg/kg	30	23.6	78.6	50-150	WG423285
Motor Oil (C16-C40)	mg/kg	30	22.8	75.9	50-150	WG423285
o-Terphenyl				87.53	50-150	WG423285
Mercury	mg/kg	8.77	7.86	89.6	71.6-127.7	WG423494
Mercury	mg/l	.003	0.00300	100.	85-115	WG423435
PCB 1260	mg/kg	.167	0.164	98.2	62-131	WG423536
Decachlorobiphenyl				132.2*	18.9-115.8	WG423536
Tetrachloro-m-xylene				99.26	31.8-115.7	WG423536
1,1,1-Trichloroethane	mg/kg	.05	0.0414	82.8	62-135	WG423576
1,1,2,2-Tetrachloroethane	mg/kg	.05	0.0490	97.9	74-129	WG423576
1,1,2-Trichloroethane	mg/kg	.05	0.0460	91.9	77-124	WG423576
1,1,2-Trichloro-1,2,2-trifluoroethane	mg/kg	.05	0.0395	79.0	49-155	WG423576
1,1-Dichloroethane	mg/kg	.05	0.0446	89.2	61-134	WG423576
1,1-Dichloroethene	mg/kg	.05	0.0375	74.9	53-136	WG423576
1,2,3-Trichlorobenzene	mg/kg	.05	0.0517	103.	62-146	WG423576
1,2,4-Trichlorobenzene	mg/kg	.05	0.0541	108.	61-148	WG423576
1,2-Dibromo-3-Chloropropane	mg/kg	.05	0.0487	97.4	61-134	WG423576
1,2-Dibromoethane	mg/kg	.05	0.0473	94.6	76-127	WG423576
1,2-Dichlorobenzene	mg/kg	.05	0.0479	95.7	77-123	WG423576
1,2-Dichloroethane	mg/kg	.05	0.0421	84.1	58-141	WG423576
1,2-Dichloropropane	mg/kg	.05	0.0476	95.1	71-128	WG423576
1,3-Dichlorobenzene	mg/kg	.05	0.0501	100.	71-132	WG423576
1,4-Dichlorobenzene	mg/kg	.05	0.0464	92.9	72-123	WG423576
2-Butanone (MEK)	mg/kg	.25	0.229	91.5	51-131	WG423576
2-Hexanone	mg/kg	.25	0.250	99.8	62-145	WG423576
4-Methyl-2-pentanone (MIBK)	mg/kg	.25	0.244	97.6	61-143	WG423576
Acetone	mg/kg	.25	0.216	86.5	44-140	WG423576
Benzene	mg/kg	.05	0.0429	85.9	65-128	WG423576
Bromochloromethane	mg/kg	.05	0.0478	95.7	73-130	WG423576
Bromodichloromethane	mg/kg	.05	0.0415	83.1	66-126	WG423576
Bromoform	mg/kg	.05	0.0488	97.7	64-139	WG423576
Bromomethane	mg/kg	.05	0.0349	69.9	41-175	WG423576

* Performance of this Analyte is outside of established criteria.

For additional information, please see Attachment A 'List of Analytes with QC Qualifiers.'



ENVIRONMENTAL SCIENCE CORP.

12065 Lebanon Rd.
Mt. Juliet, TN 37122
(615) 758-5858
1-800-767-5859
Fax (615) 758-5859

Tax I.D. 62-0814289

Est. 1970

SLR International Corp. - West Linn, OR
Chris Kramer
1800 Blankenship Road, Suite 440
West Linn, OR 97068

Quality Assurance Report Level II

L404245

June 30, 2009

Analyte	Units	Laboratory Control Sample		% Rec	Limit	Batch
		Known Val	Result			
Carbon disulfide	mg/kg	.05	0.0310	62.1	36-161	WG423576
Carbon tetrachloride	mg/kg	.05	0.0367	73.3	60-140	WG423576
Chlorobenzene	mg/kg	.05	0.0450	90.1	75-125	WG423576
Chlorodibromomethane	mg/kg	.05	0.0434	86.7	72-137	WG423576
Chloroethane	mg/kg	.05	0.0365	72.9	44-159	WG423576
Chloroform	mg/kg	.05	0.0457	91.4	63-123	WG423576
Chloromethane	mg/kg	.05	0.0356	71.3	42-149	WG423576
cis-1,2-Dichloroethene	mg/kg	.05	0.0443	88.7	71-129	WG423576
cis-1,3-Dichloropropene	mg/kg	.05	0.0476	95.2	73-132	WG423576
Dichlorodifluoromethane	mg/kg	.05	0.0310	61.9	26-186	WG423576
Ethylbenzene	mg/kg	.05	0.0453	90.5	74-128	WG423576
Isopropylbenzene	mg/kg	.05	0.0458	91.6	73-130	WG423576
Methyl tert-butyl ether	mg/kg	.05	0.0421	84.2	44-148	WG423576
Methylene Chloride	mg/kg	.05	0.0394	78.8	57-129	WG423576
Styrene	mg/kg	.05	0.0486	97.1	76-133	WG423576
Tetrachloroethene	mg/kg	.05	0.0419	83.8	65-135	WG423576
Toluene	mg/kg	.05	0.0441	88.2	70-120	WG423576
trans-1,2-Dichloroethene	mg/kg	.05	0.0400	80.0	61-133	WG423576
trans-1,3-Dichloropropene	mg/kg	.05	0.0453	90.7	70-135	WG423576
Trichloroethene	mg/kg	.05	0.0448	89.7	71-126	WG423576
Trichlorofluoromethane	mg/kg	.05	0.0352	70.4	52-147	WG423576
Vinyl chloride	mg/kg	.05	0.0385	77.0	50-151	WG423576
4-Bromofluorobenzene				98.35	59-140	WG423576
Dibromofluoromethane				92.27	63-139	WG423576
Toluene-d8				102.3	84-116	WG423576
1,1,1-Trichloroethane	mg/kg	.05	0.0436	87.3	62-135	WG423651
1,1,2,2-Tetrachloroethane	mg/kg	.05	0.0470	93.9	74-129	WG423651
1,1,2-Trichloroethane	mg/kg	.05	0.0474	94.9	77-124	WG423651
1,1,2-Trichloro-1,2,2-trifluoroethane	mg/kg	.05	0.0457	91.4	49-155	WG423651
1,1-Dichloroethane	mg/kg	.05	0.0429	85.8	61-134	WG423651
1,1-Dichloroethene	mg/kg	.05	0.0476	95.2	53-136	WG423651
1,2,3-Trichlorobenzene	mg/kg	.05	0.0462	92.4	62-146	WG423651
1,2,4-Trichlorobenzene	mg/kg	.05	0.0443	88.6	61-148	WG423651
1,2-Dibromo-3-Chloropropane	mg/kg	.05	0.0474	94.7	61-134	WG423651
1,2-Dibromoethane	mg/kg	.05	0.0481	96.2	76-127	WG423651
1,2-Dichlorobenzene	mg/kg	.05	0.0442	88.3	77-123	WG423651
1,2-Dichloroethane	mg/kg	.05	0.0413	82.6	58-141	WG423651
1,2-Dichloropropane	mg/kg	.05	0.0453	90.6	71-128	WG423651
1,3-Dichlorobenzene	mg/kg	.05	0.0505	101.	71-132	WG423651
1,4-Dichlorobenzene	mg/kg	.05	0.0427	85.4	72-123	WG423651
2-Butanone (MEK)	mg/kg	.25	0.190	75.9	51-131	WG423651
2-Hexanone	mg/kg	.25	0.231	92.5	62-145	WG423651
4-Methyl-2-pentanone (MIBK)	mg/kg	.25	0.215	85.9	61-143	WG423651
Acetone	mg/kg	.25	0.227	90.7	44-140	WG423651
Benzene	mg/kg	.05	0.0428	85.7	65-128	WG423651
Bromochloromethane	mg/kg	.05	0.0487	97.4	73-130	WG423651
Bromodichloromethane	mg/kg	.05	0.0465	92.9	66-126	WG423651
Bromoform	mg/kg	.05	0.0538	108.	64-139	WG423651
Bromomethane	mg/kg	.05	0.0475	95.0	41-175	WG423651
Carbon disulfide	mg/kg	.05	0.0361	72.1	36-161	WG423651
Carbon tetrachloride	mg/kg	.05	0.0430	86.0	60-140	WG423651
Chlorobenzene	mg/kg	.05	0.0477	95.4	75-125	WG423651
Chlorodibromomethane	mg/kg	.05	0.0496	99.2	72-137	WG423651
Chloroethane	mg/kg	.05	0.0474	94.8	44-159	WG423651
Chloroform	mg/kg	.05	0.0422	84.5	63-123	WG423651
Chloromethane	mg/kg	.05	0.0427	85.3	42-149	WG423651
cis-1,2-Dichloroethene	mg/kg	.05	0.0443	88.6	71-129	WG423651

* Performance of this Analyte is outside of established criteria.

For additional information, please see Attachment A 'List of Analytes with QC Qualifiers.'



**ENVIRONMENTAL
SCIENCE CORP.**

12065 Lebanon Rd.
Mt. Juliet, TN 37122
(615) 758-5858
1-800-767-5859
Fax (615) 758-5859

Tax I.D. 62-0814289

Est. 1970

SLR International Corp. - West Linn, OR
Chris Kramer
1800 Blankenship Road, Suite 440
West Linn, OR 97068

Quality Assurance Report
Level II

L404245

June 30, 2009

Analyte	Units	Laboratory Control Sample		% Rec	Limit	Batch
		Known Val	Result			
cis-1,3-Dichloropropene	mg/kg	.05	0.0442	88.4	73-132	WG423651
Dichlorodifluoromethane	mg/kg	.05	0.0537	107.	26-186	WG423651
Ethylbenzene	mg/kg	.05	0.0474	94.8	74-128	WG423651
Isopropylbenzene	mg/kg	.05	0.0488	97.7	73-130	WG423651
Methyl tert-butyl ether	mg/kg	.05	0.0425	85.1	44-148	WG423651
Methylene Chloride	mg/kg	.05	0.0442	88.3	57-129	WG423651
Styrene	mg/kg	.05	0.0496	99.1	76-133	WG423651
Tetrachloroethene	mg/kg	.05	0.0474	94.7	65-135	WG423651
Toluene	mg/kg	.05	0.0421	84.3	70-120	WG423651
trans-1,2-Dichloroethene	mg/kg	.05	0.0459	91.9	61-133	WG423651
trans-1,3-Dichloropropene	mg/kg	.05	0.0431	86.2	70-135	WG423651
Trichloroethene	mg/kg	.05	0.0472	94.5	71-126	WG423651
Trichlorofluoromethane	mg/kg	.05	0.0474	94.9	52-147	WG423651
Vinyl chloride	mg/kg	.05	0.0440	88.1	50-151	WG423651
4-Bromofluorobenzene				108.1	59-140	WG423651
Dibromofluoromethane				98.01	63-139	WG423651
Toluene-d8				98.80	84-116	WG423651
1,2,4,5-Tetrachlorobenzene	ppm	.333	0.277	83.2	51-112	WG423526
2,4,5-Trichlorophenol	ppm	.333	0.247	74.1	53-110	WG423526
2,4,6-Trichlorophenol	ppm	.333	0.249	74.7	56-109	WG423526
2,4-Dichlorophenol	ppm	.333	0.253	76.1	54-107	WG423526
2,4-Dimethylphenol	ppm	.333	0.432	130.*	58-119	WG423526
2,4-Dinitrophenol	ppm	.333	0.248	74.3	16-130	WG423526
2,4-Dinitrotoluene	ppm	.333	0.269	80.9	53-120	WG423526
2,6-Dinitrotoluene	ppm	.333	0.270	81.0	56-113	WG423526
2-Chloronaphthalene	ppm	.333	0.248	74.4	55-103	WG423526
2-Chlorophenol	ppm	.333	0.247	74.2	52-108	WG423526
2-Methylnaphthalene	ppm	.333	0.273	82.1	52-107	WG423526
2-Methylphenol	ppm	.333	0.287	86.1	58-116	WG423526
2-Nitroaniline	ppm	.333	0.248	74.3	54-116	WG423526
2-Nitrophenol	ppm	.333	0.275	82.5	38-110	WG423526
3&4-Methyl Phenol	ppm	.333	0.322	96.8	60-136	WG423526
3,3-Dichlorobenzidine	ppm	.333	0.238	71.4	24-123	WG423526
3-Nitroaniline	ppm	.333	0.246	73.8	17-135	WG423526
4,6-Dinitro-2-methylphenol	ppm	.333	0.234	70.4	34-111	WG423526
4-Bromophenyl-phenylether	ppm	.333	0.220	66.1	47-98	WG423526
4-Chloro-3-methylphenol	ppm	.333	0.278	83.4	54-116	WG423526
4-Chloroaniline	ppm	.333	0.289	86.8	18-130	WG423526
4-Chlorophenyl-phenylether	ppm	.333	0.249	74.8	55-106	WG423526
4-Nitroaniline	ppm	.333	0.257	77.1	16-133	WG423526
4-Nitrophenol	ppm	.333	0.261	78.5	34-123	WG423526
Acenaphthene	ppm	.333	0.269	80.7	54-102	WG423526
Acenaphthylene	ppm	.333	0.271	81.4	56-104	WG423526
Acetophenone	ppm	.333	0.258	77.5	42-92	WG423526
Anthracene	ppm	.333	0.288	86.6	57-112	WG423526
Atrazine	ppm	.333	0.292	87.6	40-143	WG423526
Benzaldehyde	ppm	.333	0.0869	26.1	0-69	WG423526
Benzo(a)anthracene	ppm	.333	0.293	88.1	55-105	WG423526
Benzo(a)pyrene	ppm	.333	0.269	80.7	59-114	WG423526
Benzo(b)fluoranthene	ppm	.333	0.234	70.4	44-116	WG423526
Benzo(g,h,i)perylene	ppm	.333	0.271	81.5	41-127	WG423526
Benzo(k)fluoranthene	ppm	.333	0.306	91.9	36-119	WG423526
Benzylbutyl phthalate	ppm	.333	0.295	88.4	57-130	WG423526
Biphenyl	ppm	.333	0.238	71.5	54-103	WG423526
Bis(2-chloroethoxy)methane	ppm	.333	0.250	75.2	52-107	WG423526
Bis(2-chloroethyl)ether	ppm	.333	0.232	69.6	38-115	WG423526
Bis(2-chloroisopropyl)ether	ppm	.333	0.253	76.0	49-106	WG423526

* Performance of this Analyte is outside of established criteria.

For additional information, please see Attachment A 'List of Analytes with QC Qualifiers.'



ENVIRONMENTAL SCIENCE CORP.

12065 Lebanon Rd.
Mt. Juliet, TN 37122
(615) 758-5858
1-800-767-5859
Fax (615) 758-5859

Tax I.D. 62-0814289

Est. 1970

SLR International Corp. - West Linn, OR
Chris Kramer
1800 Blankenship Road, Suite 440
West Linn, OR 97068

Quality Assurance Report Level II

L404245

June 30, 2009

Analyte	Units	Laboratory Control Sample		% Rec	Limit	Batch
		Known Val	Result			
Bis(2-ethylhexyl)phthalate	ppm	.333	0.292	87.6	50-130	WG423526
Caprolactam	ppm	.333	0.292	87.7	43-131	WG423526
Carbazole	ppm	.333	0.269	80.7	42-120	WG423526
Chrysene	ppm	.333	0.266	80.0	54-103	WG423526
Di-n-butyl phthalate	ppm	.333	0.283	85.1	56-121	WG423526
Di-n-octyl phthalate	ppm	.333	0.281	84.4	50-128	WG423526
Dibenz(a,h)anthracene	ppm	.333	0.263	79.1	42-128	WG423526
Dibenzofuran	ppm	.333	0.262	78.8	56-111	WG423526
Diethyl phthalate	ppm	.333	0.251	75.3	57-110	WG423526
Dimethyl phthalate	ppm	.333	0.244	73.2	57-108	WG423526
Fluoranthene	ppm	.333	0.285	85.5	51-109	WG423526
Fluorene	ppm	.333	0.275	82.6	53-106	WG423526
Hexachloro-1,3-butadiene	ppm	.333	0.267	80.1	46-110	WG423526
Hexachlorobenzene	ppm	.333	0.254	76.1	51-117	WG423526
Hexachlorocyclopentadiene	ppm	.333	0.267	80.1	21-127	WG423526
Hexachloroethane	ppm	.333	0.236	70.8	43-104	WG423526
Indeno(1,2,3-cd)pyrene	ppm	.333	0.262	78.6	42-127	WG423526
Isophorone	ppm	.333	0.259	77.8	56-116	WG423526
n-Nitrosodi-n-propylamine	ppm	.333	0.239	71.7	54-113	WG423526
n-Nitrosodiphenylamine	ppm	.333	0.257	77.2	66-126	WG423526
Naphthalene	ppm	.333	0.249	74.9	46-97	WG423526
Nitrobenzene	ppm	.333	0.246	73.8	46-102	WG423526
Pentachlorophenol	ppm	.333	0.261	78.4	37-118	WG423526
Phenanthrene	ppm	.333	0.271	81.3	56-102	WG423526
Phenol	ppm	.333	0.269	80.7	55-115	WG423526
Pyrene	ppm	.333	0.281	84.4	53-111	WG423526
2,4,6-Tribromophenol				77.09	25-137	WG423526
2-Fluorobiphenyl				71.07	30-120	WG423526
2-Fluorophenol				77.89	26-130	WG423526
Nitrobenzene-d5				75.87	18-119	WG423526
Phenol-d5				78.27	37-141	WG423526
p-Terphenyl-d14				86.70	23-143	WG423526
1,2,4,5-Tetrachlorobenzene	ppm	.01	0.00745	74.5	39-116	WG423743
2,4,5-Trichlorophenol	ppm	.01	0.00740	74.0	48-120	WG423743
2,4,6-Trichlorophenol	ppm	.01	0.00736	73.6	49-118	WG423743
2,4-Dichlorophenol	ppm	.01	0.00697	69.7	46-115	WG423743
2,4-Dimethylphenol	ppm	.01	0.0102	102.	40-124	WG423743
2,4-Dinitrophenol	ppm	.01	0.00442	44.2	10-125	WG423743
2,4-Dinitrotoluene	ppm	.01	0.00786	78.6	56-128	WG423743
2,6-Dinitrotoluene	ppm	.01	0.00730	73.0	56-121	WG423743
2-Chloronaphthalene	ppm	.01	0.00696	69.6	44-110	WG423743
2-Chlorophenol	ppm	.01	0.00571	57.1	38-114	WG423743
2-Methylnaphthalene	ppm	.01	0.00717	71.7	28-122	WG423743
2-Methylphenol	ppm	.01	0.00569	56.9	42-99	WG423743
2-Nitroaniline	ppm	.01	0.00738	73.8	55-124	WG423743
2-Nitrophenol	ppm	.01	0.00706	70.6	35-118	WG423743
3&4-Methyl Phenol	ppm	.01	0.00558	55.8	36-102	WG423743
3,3-Dichlorobenzidine	ppm	.01	0.00819	81.9	46-145	WG423743
3-Nitroaniline	ppm	.01	0.00702	70.2	39-141	WG423743
4,6-Dinitro-2-methylphenol	ppm	.01	0.00676	67.6	24-119	WG423743
4-Bromophenyl-phenylether	ppm	.01	0.00643	64.3	45-105	WG423743
4-Chloro-3-methylphenol	ppm	.01	0.00629	62.9	47-116	WG423743
4-Chloroaniline	ppm	.01	0.00666	66.6	21-151	WG423743
4-Chlorophenyl-phenylether	ppm	.01	0.00741	74.1	49-116	WG423743
4-Nitroaniline	ppm	.01	0.00765	76.5	43-144	WG423743
4-Nitrophenol	ppm	.01	0.00173	17.3	10-66	WG423743
Acenaphthene	ppm	.01	0.00733	73.3	48-110	WG423743

* Performance of this Analyte is outside of established criteria.

For additional information, please see Attachment A 'List of Analytes with QC Qualifiers.'



**ENVIRONMENTAL
SCIENCE CORP.**

12065 Lebanon Rd.
Mt. Juliet, TN 37122
(615) 758-5858
1-800-767-5859
Fax (615) 758-5859

Tax I.D. 62-0814289

Est. 1970

SLR International Corp. - West Linn, OR
Chris Kramer
1800 Blankenship Road, Suite 440
West Linn, OR 97068

Quality Assurance Report
Level II

L404245

June 30, 2009

Analyte	Units	Laboratory Control Sample		% Rec	Limit	Batch
		Known Val	Result			
Acenaphthylene	ppm	.01	0.00743	74.3	48-113	WG423743
Acetophenone	ppm	.01	0.00581	58.1	35-98	WG423743
Anthracene	ppm	.01	0.00824	82.4	55-127	WG423743
Atrazine	ppm	.01	0.00909	90.9	43-159	WG423743
Benzaldehyde	ppm	.01	0.00225	22.5	1-78	WG423743
Benzo(a)anthracene	ppm	.01	0.00797	79.7	57-115	WG423743
Benzo(a)pyrene	ppm	.01	0.00830	83.0	63-125	WG423743
Benzo(b)fluoranthene	ppm	.01	0.00848	84.8	50-123	WG423743
Benzo(g,h,i)perylene	ppm	.01	0.0101	101.	39-143	WG423743
Benzo(k)fluoranthene	ppm	.01	0.00679	67.9	45-126	WG423743
Benzylbutyl phthalate	ppm	.01	0.00380	38.0	22-154	WG423743
Biphenyl	ppm	.01	0.00685	68.5	45-111	WG423743
Bis(2-chloroethoxy)methane	ppm	.01	0.00658	65.8	42-116	WG423743
Bis(2-chloroethyl)ether	ppm	.01	0.00587	58.7	26-115	WG423743
Bis(2-chloroisopropyl)ether	ppm	.01	0.00570	57.0	32-115	WG423743
Bis(2-ethylhexyl)phthalate	ppm	.01	0.00791	79.1	47-143	WG423743
Caprolactam	ppm	.01	0.00153	15.3	11-33	WG423743
Carbazole	ppm	.01	0.00734	73.4	49-133	WG423743
Chrysene	ppm	.01	0.00801	80.1	58-113	WG423743
Di-n-butyl phthalate	ppm	.01	0.00611	61.1	51-131	WG423743
Di-n-octyl phthalate	ppm	.01	0.00766	76.6	51-138	WG423743
Dibenz(a,h)anthracene	ppm	.01	0.00970	97.0	39-144	WG423743
Dibenzofuran	ppm	.01	0.00720	72.0	50-121	WG423743
Diethyl phthalate	ppm	.01	0.00478	47.8	36-128	WG423743
Dimethyl phthalate	ppm	.01	0.00230	23.0	10-135	WG423743
Fluoranthene	ppm	.01	0.00816	81.6	53-119	WG423743
Fluorene	ppm	.01	0.00777	77.7	49-116	WG423743
Hexachloro-1,3-butadiene	ppm	.01	0.00685	68.5	21-116	WG423743
Hexachlorobenzene	ppm	.01	0.00753	75.3	51-121	WG423743
Hexachlorocyclopentadiene	ppm	.01	0.00455	45.5	4-126	WG423743
Hexachloroethane	ppm	.01	0.00477	47.7	15-109	WG423743
Indeno(1,2,3-cd)pyrene	ppm	.01	0.00953	95.3	40-143	WG423743
Isophorone	ppm	.01	0.00644	64.4	48-126	WG423743
n-Nitrosodi-n-propylamine	ppm	.01	0.00607	60.7	47-122	WG423743
n-Nitrosodiphenylamine	ppm	.01	0.00683	68.3	59-143	WG423743
Naphthalene	ppm	.01	0.00651	65.1	29-103	WG423743
Nitrobenzene	ppm	.01	0.00569	56.9	31-105	WG423743
Pentachlorophenol	ppm	.01	0.00535	53.5	20-122	WG423743
Phenanthrene	ppm	.01	0.00759	75.9	54-112	WG423743
Phenol	ppm	.01	0.00279	27.9	17-52	WG423743
Pyrene	ppm	.01	0.00779	77.9	46-130	WG423743
2,4,6-Tribromophenol				84.72	10-148	WG423743
2-Fluorobiphenyl				71.63	26-122	WG423743
2-Fluorophenol				34.68	10-87	WG423743
Nitrobenzene-d5				52.09	12-120	WG423743
Phenol-d5				21.41	10-67	WG423743
p-Terphenyl-d14				96.77	34-149	WG423743
PCB 1260	mg/kg	.167	0.135	80.7	62-131	WG423738
Decachlorobiphenyl				95.14	18.9-115.8	WG423738
Tetrachloro-m-xylene				89.26	31.8-115.7	WG423738
Total Solids	%	50	50.0	100.	85-115	WG423815
1,2,4,5-Tetrachlorobenzene	ppm	.333	0.249	74.8	51-112	WG423966
2,4,5-Trichlorophenol	ppm	.333	0.238	71.5	53-110	WG423966

* Performance of this Analyte is outside of established criteria.
For additional information, please see Attachment A 'List of Analytes with QC Qualifiers.'



**ENVIRONMENTAL
SCIENCE CORP.**

12065 Lebanon Rd.
Mt. Juliet, TN 37122
(615) 758-5858
1-800-767-5859
Fax (615) 758-5859

Tax I.D. 62-0814289

Est. 1970

SLR International Corp. - West Linn, OR
Chris Kramer
1800 Blankenship Road, Suite 440
West Linn, OR 97068

Quality Assurance Report
Level II

L404245

June 30, 2009

Analyte	Units	Laboratory Control Sample		% Rec	Limit	Batch
		Known Val	Result			
2,4,6-Trichlorophenol	ppm	.333	0.242	72.8	56-109	WG423966
2,4-Dichlorophenol	ppm	.333	0.230	69.2	54-107	WG423966
2,4-Dimethylphenol	ppm	.333	0.363	109.	58-119	WG423966
2,4-Dinitrophenol	ppm	.333	0.248	74.6	16-130	WG423966
2,4-Dinitrotoluene	ppm	.333	0.235	70.6	53-120	WG423966
2,6-Dinitrotoluene	ppm	.333	0.217	65.2	56-113	WG423966
2-Chloronaphthalene	ppm	.333	0.230	69.1	55-103	WG423966
2-Chlorophenol	ppm	.333	0.204	61.4	52-108	WG423966
2-Methylnaphthalene	ppm	.333	0.228	68.4	52-107	WG423966
2-Methylphenol	ppm	.333	0.226	67.7	58-116	WG423966
2-Nitroaniline	ppm	.333	0.221	66.3	54-116	WG423966
2-Nitrophenol	ppm	.333	0.237	71.1	38-110	WG423966
3&4-Methyl Phenol	ppm	.333	0.253	76.1	60-136	WG423966
3,3-Dichlorobenzidine	ppm	.333	0.188	56.6	24-123	WG423966
3-Nitroaniline	ppm	.333	0.200	60.1	17-135	WG423966
4,6-Dinitro-2-methylphenol	ppm	.333	0.276	82.8	34-111	WG423966
4-Bromophenyl-phenylether	ppm	.333	0.210	63.0	47-98	WG423966
4-Chloro-3-methylphenol	ppm	.333	0.226	67.9	54-116	WG423966
4-Chloroaniline	ppm	.333	0.213	64.0	18-130	WG423966
4-Chlorophenyl-phenylether	ppm	.333	0.231	69.4	55-106	WG423966
4-Nitroaniline	ppm	.333	0.186	55.7	16-133	WG423966
4-Nitrophenol	ppm	.333	0.230	69.2	34-123	WG423966
Acenaphthene	ppm	.333	0.235	70.6	54-102	WG423966
Acenaphthylene	ppm	.333	0.239	71.7	56-104	WG423966
Acetophenone	ppm	.333	0.193	57.9	42-92	WG423966
Anthracene	ppm	.333	0.251	75.4	57-112	WG423966
Atrazine	ppm	.333	0.253	76.0	40-143	WG423966
Benzaldehyde	ppm	.333	0.0712	21.4	0-69	WG423966
Benzo(a)anthracene	ppm	.333	0.240	72.1	55-105	WG423966
Benzo(a)pyrene	ppm	.333	0.232	69.5	59-114	WG423966
Benzo(b)fluoranthene	ppm	.333	0.233	69.9	44-116	WG423966
Benzo(g,h,i)perylene	ppm	.333	0.246	73.9	41-127	WG423966
Benzo(k)fluoranthene	ppm	.333	0.216	65.0	36-119	WG423966
Benzylbutyl phthalate	ppm	.333	0.278	83.4	57-130	WG423966
Biphenyl	ppm	.333	0.220	66.1	54-103	WG423966
Bis(2-chlorethoxy)methane	ppm	.333	0.213	63.9	52-107	WG423966
Bis(2-chloroethyl)ether	ppm	.333	0.192	57.6	38-115	WG423966
Bis(2-chloroisopropyl)ether	ppm	.333	0.191	57.4	49-106	WG423966
Bis(2-ethylhexyl)phthalate	ppm	.333	0.288	86.6	50-130	WG423966
Caprolactam	ppm	.333	0.207	62.2	43-131	WG423966
Carbazole	ppm	.333	0.194	58.3	42-120	WG423966
Chrysene	ppm	.333	0.205	61.5	54-103	WG423966
Di-n-butyl phthalate	ppm	.333	0.231	69.5	56-121	WG423966
Di-n-octyl phthalate	ppm	.333	0.291	87.3	50-128	WG423966
Dibenz(a,h)anthracene	ppm	.333	0.226	67.8	42-128	WG423966
Dibenzofuran	ppm	.333	0.235	70.6	56-111	WG423966
Diethyl phthalate	ppm	.333	0.229	68.6	57-110	WG423966
Dimethyl phthalate	ppm	.333	0.220	65.9	57-108	WG423966
Fluoranthene	ppm	.333	0.228	68.5	51-109	WG423966
Fluorene	ppm	.333	0.241	72.4	53-106	WG423966
Hexachloro-1,3-butadiene	ppm	.333	0.239	71.8	46-110	WG423966
Hexachlorobenzene	ppm	.333	0.260	78.0	51-117	WG423966
Hexachlorocyclopentadiene	ppm	.333	0.196	58.7	21-127	WG423966
Hexachloroethane	ppm	.333	0.188	56.3	43-104	WG423966
Indeno(1,2,3-cd)pyrene	ppm	.333	0.233	69.8	42-127	WG423966
Isophorone	ppm	.333	0.208	62.6	56-116	WG423966
n-Nitrosodi-n-propylamine	ppm	.333	0.207	62.0	54-113	WG423966
n-Nitrosodiphenylamine	ppm	.333	0.212	63.6*	66-126	WG423966
Naphthalene	ppm	.333	0.220	66.0	46-97	WG423966

* Performance of this Analyte is outside of established criteria.

For additional information, please see Attachment A 'List of Analytes with QC Qualifiers.'



**ENVIRONMENTAL
SCIENCE CORP.**

12065 Lebanon Rd.
Mt. Juliet, TN 37122
(615) 758-5858
1-800-767-5859
Fax (615) 758-5859

Tax I.D. 62-0814289

Est. 1970

SLR International Corp. - West Linn, OR
Chris Kramer
1800 Blankenship Road, Suite 440
West Linn, OR 97068

Quality Assurance Report
Level II

L404245

June 30, 2009

Analyte	Units	Laboratory Control Sample		% Rec	Limit	Batch
		Known Val	Result			
Nitrobenzene	ppm	.333	0.201	60.4	46-102	WG423966
Pentachlorophenol	ppm	.333	0.234	70.2	37-118	WG423966
Phenanthrene	ppm	.333	0.233	70.1	56-102	WG423966
Phenol	ppm	.333	0.219	65.8	55-115	WG423966
Pyrene	ppm	.333	0.256	77.0	53-111	WG423966
2,4,6-Tribromophenol				67.92	25-137	WG423966
2-Fluorobiphenyl				55.93	30-120	WG423966
2-Fluorophenol				47.05	26-130	WG423966
Nitrobenzene-d5				45.22	18-119	WG423966
Phenol-d5				50.60	37-141	WG423966
p-Terphenyl-d14				74.13	23-143	WG423966
1,2,4,5-Tetrachlorobenzene	ppm	.01	0.00780	78.0	39-116	WG424070
2,4,5-Trichlorophenol	ppm	.01	0.00539	53.9	48-120	WG424070
2,4,6-Trichlorophenol	ppm	.01	0.00447	44.7*	49-118	WG424070
2,4-Dichlorophenol	ppm	.01	0.00519	51.9	46-115	WG424070
2,4-Dimethylphenol	ppm	.01	0.00931	93.1	40-124	WG424070
2,4-Dinitrophenol	ppm	.01	0.00414	41.4	10-125	WG424070
2,4-Dinitrotoluene	ppm	.01	0.00905	90.5	56-128	WG424070
2,6-Dinitrotoluene	ppm	.01	0.00932	93.2	56-121	WG424070
2-Chloronaphthalene	ppm	.01	0.00715	71.5	44-110	WG424070
2-Chlorophenol	ppm	.01	0.00374	37.4*	38-114	WG424070
2-Methylnaphthalene	ppm	.01	0.00657	65.7	28-122	WG424070
2-Methylphenol	ppm	.01	0.00428	42.8	42-99	WG424070
2-Nitroaniline	ppm	.01	0.00816	81.6	55-124	WG424070
2-Nitrophenol	ppm	.01	0.00464	46.4	35-118	WG424070
3&4-Methyl Phenol	ppm	.01	0.00462	46.2	36-102	WG424070
3,3-Dichlorobenzidine	ppm	.01	0.0100	100.	46-145	WG424070
3-Nitroaniline	ppm	.01	0.00803	80.3	39-141	WG424070
4,6-Dinitro-2-methylphenol	ppm	.01	0.00406	40.6	24-119	WG424070
4-Bromophenyl-phenylether	ppm	.01	0.00858	85.8	45-105	WG424070
4-Chloro-3-methylphenol	ppm	.01	0.00671	67.1	47-116	WG424070
4-Chloroaniline	ppm	.01	0.00649	64.9	21-151	WG424070
4-Chlorophenyl-phenylether	ppm	.01	0.00846	84.6	49-116	WG424070
4-Nitroaniline	ppm	.01	0.00806	80.6	43-144	WG424070
4-Nitrophenol	ppm	.01	0.00223	22.3	10-66	WG424070
Acenaphthene	ppm	.01	0.00868	86.8	48-110	WG424070
Acenaphthylene	ppm	.01	0.00855	85.5	48-113	WG424070
Acetophenone	ppm	.01	0.00537	53.7	35-98	WG424070
Anthracene	ppm	.01	0.00967	96.7	55-127	WG424070
Atrazine	ppm	.01	0.0100	100.	43-159	WG424070
Benzaldehyde	ppm	.01	0.00165	16.5	1-78	WG424070
Benzo(a)anthracene	ppm	.01	0.0107	107.	57-115	WG424070
Benzo(a)pyrene	ppm	.01	0.0106	106.	63-125	WG424070
Benzo(b)fluoranthene	ppm	.01	0.0116	116.	50-123	WG424070
Benzo(g,h,i)perylene	ppm	.01	0.0120	120.	39-143	WG424070
Benzo(k)fluoranthene	ppm	.01	0.00868	86.8	45-126	WG424070
Benzylbutyl phthalate	ppm	.01	0.00491	49.1	22-154	WG424070
Biphenyl	ppm	.01	0.00752	75.2	45-111	WG424070
Bis(2-chlorethoxy)methane	ppm	.01	0.00664	66.4	42-116	WG424070
Bis(2-chloroethyl)ether	ppm	.01	0.00380	38.0	26-115	WG424070
Bis(2-chloroisopropyl)ether	ppm	.01	0.00451	45.1	32-115	WG424070
Bis(2-ethylhexyl)phthalate	ppm	.01	0.0118	118.	47-143	WG424070
Caprolactam	ppm	.01	0.00250	25.0	11-33	WG424070
Carbazole	ppm	.01	0.00850	85.0	49-133	WG424070
Chrysene	ppm	.01	0.0103	103.	58-113	WG424070
Di-n-butyl phthalate	ppm	.01	0.00810	81.0	51-131	WG424070
Di-n-octyl phthalate	ppm	.01	0.0108	108.	51-138	WG424070

* Performance of this Analyte is outside of established criteria.

For additional information, please see Attachment A 'List of Analytes with QC Qualifiers.'



**ENVIRONMENTAL
SCIENCE CORP.**

12065 Lebanon Rd.
Mt. Juliet, TN 37122
(615) 758-5858
1-800-767-5859
Fax (615) 758-5859

Tax I.D. 62-0814289

Est. 1970

SLR International Corp. - West Linn, OR
Chris Kramer
1800 Blankenship Road, Suite 440
West Linn, OR 97068

Quality Assurance Report
Level II

L404245

June 30, 2009

Analyte	Units	Laboratory Control Sample		% Rec	Limit	Batch
		Known Val	Result			
Dibenz(a,h)anthracene	ppm	.01	0.0109	109.	39-144	WG424070
Dibenzofuran	ppm	.01	0.00820	82.0	50-121	WG424070
Diethyl phthalate	ppm	.01	0.00508	50.8	36-128	WG424070
Dimethyl phthalate	ppm	.01	0.00135	13.5	10-135	WG424070
Fluoranthene	ppm	.01	0.00959	95.9	53-119	WG424070
Fluorene	ppm	.01	0.00906	90.6	49-116	WG424070
Hexachloro-1,3-butadiene	ppm	.01	0.00499	49.9	21-116	WG424070
Hexachlorobenzene	ppm	.01	0.0103	103.	51-121	WG424070
Hexachlorocyclopentadiene	ppm	.01	0.00451	45.1	4-126	WG424070
Hexachloroethane	ppm	.01	0.00364	36.4	15-109	WG424070
Indeno(1,2,3-cd)pyrene	ppm	.01	0.0108	108.	40-143	WG424070
Isophorone	ppm	.01	0.00730	73.0	48-126	WG424070
n-Nitrosodi-n-propylamine	ppm	.01	0.00591	59.1	47-122	WG424070
n-Nitrosodiphenylamine	ppm	.01	0.00921	92.1	59-143	WG424070
Naphthalene	ppm	.01	0.00521	52.1	29-103	WG424070
Nitrobenzene	ppm	.01	0.00469	46.9	31-105	WG424070
Pentachlorophenol	ppm	.01	0.00486	48.6	20-122	WG424070
Phenanthrene	ppm	.01	0.00929	92.9	54-112	WG424070
Phenol	ppm	.01	0.00194	19.4	17-52	WG424070
Pyrene	ppm	.01	0.0109	109.	46-130	WG424070
2,4,6-Tribromophenol				58.30	10-148	WG424070
2-Fluorobiphenyl				67.84	26-122	WG424070
2-Fluorophenol				16.66	10-87	WG424070
Nitrobenzene-d5				48.86	12-120	WG424070
Phenol-d5				16.02	10-67	WG424070
p-Terphenyl-d14				120.6	34-149	WG424070
Arsenic	mg/kg	192	182.	94.8	78.6-120.8	WG423987
Beryllium	mg/kg	69.3	66.6	96.1	79.8-120.1	WG423987
Cadmium	mg/kg	70.1	67.1	95.7	78.5-121.5	WG423987
Chromium	mg/kg	168	166.	98.8	80.4-120.2	WG423987
Copper	mg/kg	122	122.	100.	81.6-119.7	WG423987
Lead	mg/kg	113	108.	95.6	77.3-122.1	WG423987
Nickel	mg/kg	74.1	78.2	106.	78.8-121.2	WG423987
Selenium	mg/kg	176	173.	98.3	75.6-125.0	WG423987
Silver	mg/kg	115	109.	94.8	66-133.9	WG423987
Thallium	mg/kg	111	108.	97.3	77.6-122.5	WG423987
Zinc	mg/kg	437	426.	97.5	78.5-121.7	WG423987
Diesel Range Organics (DRO)	mg/l	.75	0.739	98.5	50-150	WG423943
Residual Range Organics (RRO)	mg/l	.75	0.739	98.5*	0-0	WG423943
o-Terphenyl				94.49	50-150	WG423943
PCB 1260	mg/l	.0005	0.000348	69.7	46-126	WG423854
Decachlorobiphenyl				72.26	10-122.6	WG423854
Tetrachloro-m-xylene				60.70	15.3-114.2	WG423854
Antimony	mg/kg	85.1	38.7	45.5	1.2-242.1	WG423987
Beryllium	mg/l	1.13	1.10	97.3	85-115	WG424073
Cadmium	mg/l	1.13	1.18	104.	85-115	WG424073
Chromium	mg/l	1.13	1.13	100.	85-115	WG424073
Copper	mg/l	1.13	1.11	98.2	85-115	WG424073
Lead	mg/l	1.13	1.16	103.	85-115	WG424073

* Performance of this Analyte is outside of established criteria.
For additional information, please see Attachment A 'List of Analytes with QC Qualifiers.'



**ENVIRONMENTAL
SCIENCE CORP.**

12065 Lebanon Rd.
Mt. Juliet, TN 37122
(615) 758-5858
1-800-767-5859
Fax (615) 758-5859

Tax I.D. 62-0814289

Est. 1970

SLR International Corp. - West Linn, OR
Chris Kramer
1800 Blankenship Road, Suite 440
West Linn, OR 97068

Quality Assurance Report
Level II

L404245

June 30, 2009

Analyte	Units	Laboratory Control Sample		% Rec	Limit	Batch
		Known Val	Result			
Nickel	mg/l	1.13	1.09	96.5	85-115	WG424073
Selenium	mg/l	1.13	1.06	93.8	85-115	WG424073
Silver	mg/l	1.13	1.12	99.1	85-115	WG424073
Zinc	mg/l	1.13	1.11	98.2	85-115	WG424073
Arsenic	mg/kg	192	178.	92.7	78.6-120.8	WG423988
Beryllium	mg/kg	69.3	62.3	89.9	79.8-120.1	WG423988
Cadmium	mg/kg	70.1	65.2	93.0	78.5-121.5	WG423988
Chromium	mg/kg	168	161.	95.8	80.4-120.2	WG423988
Copper	mg/kg	122	115.	94.3	81.6-119.7	WG423988
Lead	mg/kg	113	107.	94.7	77.3-122.1	WG423988
Nickel	mg/kg	74.1	75.1	101.	78.8-121.2	WG423988
Selenium	mg/kg	176	168.	95.5	75.6-125.0	WG423988
Silver	mg/kg	115	99.8	86.8	66-133.9	WG423988
Thallium	mg/kg	111	101.	91.0	77.6-122.5	WG423988
Zinc	mg/kg	437	410.	93.8	78.5-121.7	WG423988
Antimony	mg/l	.0567	0.0536	94.5	85-115	WG424006
Arsenic	mg/l	.0567	0.0532	93.8	85-115	WG424006
Thallium	mg/l	.0567	0.0545	96.1	85-115	WG424006
Antimony	mg/kg	85.1	33.7	39.6	1.2-242.1	WG423988
Diesel Range Organics (DRO)	mg/kg	30	25.5	85.0	60-140	WG424943
Residual Range Organics (RRO)	mg/kg	30	24.9	82.9*	0-0	WG424943
o-Terphenyl				86.82	50-150	WG424943
Gasoline Range Organics-NWTPH	mg/kg	5.5	4.62	84.0	67-135	WG425185
a,a,a-Trifluorotoluene(FID)				110.6	59-128	WG425185
Antimony	mg/l	.0567	0.0550	97.0	85-115	WG425399
Arsenic	mg/l	.0567	0.0529	93.3	85-115	WG425399
Thallium	mg/l	.0567	0.0586	103.	85-115	WG425399
Mercury	mg/l	.003	0.00292	97.3	85-115	WG425445
Beryllium	mg/l	1.13	1.01	89.4	85-115	WG425305
Cadmium	mg/l	1.13	1.08	95.6	85-115	WG425305
Chromium	mg/l	1.13	1.05	92.9	85-115	WG425305
Copper	mg/l	1.13	1.04	92.0	85-115	WG425305
Lead	mg/l	1.13	1.06	93.8	85-115	WG425305
Nickel	mg/l	1.13	1.04	92.0	85-115	WG425305
Selenium	mg/l	1.13	1.00	88.5	85-115	WG425305
Silver	mg/l	1.13	1.03	91.2	85-115	WG425305
Zinc	mg/l	1.13	1.04	92.0	85-115	WG425305
Diesel (C7-C26)	mg/kg	30	23.5	78.4	50-150	WG425725
Motor Oil (C16-C40)	mg/kg	30	26.7	89.0	50-150	WG425725
o-Terphenyl				82.90	50-150	WG425725

* Performance of this Analyte is outside of established criteria.

For additional information, please see Attachment A 'List of Analytes with QC Qualifiers.'



**ENVIRONMENTAL
SCIENCE CORP.**

12065 Lebanon Rd.
Mt. Juliet, TN 37122
(615) 758-5858
1-800-767-5859
Fax (615) 758-5859

Tax I.D. 62-0814289

Est. 1970

SLR International Corp. - West Linn, OR
Chris Kramer
1800 Blankenship Road, Suite 440

Quality Assurance Report
Level II

West Linn, OR 97068

June 30, 2009

L404245

Analyte	Units	Laboratory Control		Sample	% Rec	Limit	Batch
		Known Val	Result	Result			
Total Solids	%	50	50.2		100.	85-115	WG425899

Analyte	Units	Laboratory Control		Sample	Limit	RPD	Limit	Batch
		Result	Ref	%Rec				
1,1,1-Trichloroethane	mg/l	0.0428	0.0458	86.0	67-137	6.69	20	WG423308
1,1,2,2-Tetrachloroethane	mg/l	0.0476	0.0501	95.0	72-128	4.96	20	WG423308
1,1,2-Trichloroethane	mg/l	0.0438	0.0481	88.0	79-123	9.16	20	WG423308
1,1,2-Trichloro-1,2,2-trifluoroethane	mg/l	0.0327	0.0354	65.0	51-149	7.89	20	WG423308
1,1-Dichloroethane	mg/l	0.0416	0.0451	83.0	67-133	7.98	20	WG423308
1,1-Dichloroethene	mg/l	0.0369	0.0417	74.0	60-130	12.1	20	WG423308
1,2,3-Trichlorobenzene	mg/l	0.0513	0.0525	103.	63-138	2.31	20	WG423308
1,2,4-Trichlorobenzene	mg/l	0.0496	0.0538	99.0	65-137	8.02	20	WG423308
1,2-Dibromo-3-Chloropropane	mg/l	0.0509	0.0519	102.	55-134	1.91	20	WG423308
1,2-Dibromoethane	mg/l	0.0467	0.0498	93.0	75-126	6.48	20	WG423308
1,2-Dichlorobenzene	mg/l	0.0469	0.0509	94.0	75-122	8.22	20	WG423308
1,2-Dichloroethane	mg/l	0.0417	0.0445	83.0	63-137	6.61	20	WG423308
1,2-Dichloropropane	mg/l	0.0408	0.0446	82.0	74-122	8.70	20	WG423308
1,3-Dichlorobenzene	mg/l	0.0493	0.0533	99.0	73-131	7.78	20	WG423308
1,4-Dichlorobenzene	mg/l	0.0456	0.0500	91.0	70-121	9.32	20	WG423308
2-Butanone (MEK)	mg/l	0.199	0.196	79.0	53-132	1.50	20	WG423308
2-Hexanone	mg/l	0.269	0.274	108.	56-147	1.80	20	WG423308
4-Methyl-2-pentanone (MIBK)	mg/l	0.246	0.242	98.0	60-142	1.47	20	WG423308
Acetone	mg/l	0.210	0.210	84.0	48-134	0.00233	20	WG423308
Benzene	mg/l	0.0417	0.0451	83.0	67-126	7.98	20	WG423308
Bromochloromethane	mg/l	0.0426	0.0464	85.0	75-128	8.52	20	WG423308
Bromodichloromethane	mg/l	0.0448	0.0475	90.0	68-133	5.80	20	WG423308
Bromoform	mg/l	0.0544	0.0574	109.	60-139	5.39	20	WG423308
Bromomethane	mg/l	0.0362	0.0413	72.0	45-175	13.2	20	WG423308
Carbon disulfide	mg/l	0.0310	0.0351	62.0	41-148	12.5	20	WG423308
Carbon tetrachloride	mg/l	0.0429	0.0459	86.0	64-141	6.86	20	WG423308
Chlorobenzene	mg/l	0.0479	0.0531	96.0	77-125	10.4	20	WG423308
Chlorodibromomethane	mg/l	0.0509	0.0560	102.	73-138	9.68	20	WG423308
Chloroethane	mg/l	0.0364	0.0394	73.0	49-155	7.91	20	WG423308
Chloroform	mg/l	0.0401	0.0437	80.0	66-126	8.80	20	WG423308
Chloromethane	mg/l	0.0389	0.0429	78.0	45-152	9.60	20	WG423308
cis-1,2-Dichloroethene	mg/l	0.0411	0.0441	82.0	72-128	7.06	20	WG423308
cis-1,3-Dichloropropene	mg/l	0.0460	0.0501	92.0	73-131	8.46	20	WG423308
Dichlorodifluoromethane	mg/l	0.0386	0.0413	77.0	39-189	6.89	24	WG423308
Ethylbenzene	mg/l	0.0486	0.0531	97.0	76-129	8.94	20	WG423308
Isopropylbenzene	mg/l	0.0505	0.0563	101.	73-132	10.8	20	WG423308
Methyl tert-butyl ether	mg/l	0.0406	0.0427	81.0	51-142	5.19	20	WG423308
Methylene Chloride	mg/l	0.0402	0.0430	80.0	64-125	6.81	20	WG423308
Styrene	mg/l	0.0523	0.0581	105.	78-130	10.3	20	WG423308
Tetrachloroethene	mg/l	0.0463	0.0501	93.0	67-135	7.87	20	WG423308
Toluene	mg/l	0.0433	0.0469	87.0	72-122	8.18	20	WG423308
trans-1,2-Dichloroethene	mg/l	0.0420	0.0445	84.0	67-129	5.92	20	WG423308
trans-1,3-Dichloropropene	mg/l	0.0470	0.0508	94.0	66-137	7.66	20	WG423308
Trichloroethene	mg/l	0.0455	0.0482	91.0	74-126	5.78	20	WG423308
Trichlorofluoromethane	mg/l	0.0382	0.0417	76.0	54-156	8.95	20	WG423308
Vinyl chloride	mg/l	0.0409	0.0439	82.0	55-153	7.20	20	WG423308
4-Bromofluorobenzene				103.0	75-128			WG423308
Dibromofluoromethane				95.82	79-125			WG423308
Toluene-d8				98.19	87-114			WG423308
Diesel (C7-C26)	mg/kg	24.8	23.6	83.0	50-150	5.02	20	WG423285
Motor Oil (C16-C40)	mg/kg	23.1	22.8	77.0	50-150	1.24	25	WG423285

* Performance of this Analyte is outside of established criteria.

For additional information, please see Attachment A 'List of Analytes with QC Qualifiers.'



**ENVIRONMENTAL
SCIENCE CORP.**

12065 Lebanon Rd.
Mt. Juliet, TN 37122
(615) 758-5858
1-800-767-5859
Fax (615) 758-5859

Tax I.D. 62-0814289

Est. 1970

SLR International Corp. - West Linn, OR
Chris Kramer
1800 Blankenship Road, Suite 440

Quality Assurance Report
Level II

West Linn, OR 97068

June 30, 2009

L404245

Analyte	Units	Laboratory Control		Sample Duplicate	Limit	RPD	Limit	Batch
		Result	Ref	%Rec				
o-Terphenyl				90.89	50-150			
PCB 1260	mg/kg	0.165	0.164	99.0	62-131	0.754	22	WG423536
Decachlorobiphenyl				121.1*	18.9-115.8			WG423536
Tetrachloro-m-xylene				96.57	31.8-115.7			WG423536
1,1,1-Trichloroethane	mg/kg	0.0413	0.0414	83.0	62-135	0.194	20	WG423576
1,1,2,2-Tetrachloroethane	mg/kg	0.0495	0.0490	99.0	74-129	1.03	20	WG423576
1,1,2-Trichloroethane	mg/kg	0.0464	0.0460	93.0	77-124	0.887	20	WG423576
1,1,2-Trichloro-1,2,2-trifluoroethane	mg/kg	0.0395	0.0395	79.0	49-155	0.144	20	WG423576
1,1-Dichloroethane	mg/kg	0.0451	0.0446	90.0	61-134	1.19	20	WG423576
1,1-Dichloroethene	mg/kg	0.0376	0.0375	75.0	53-136	0.402	20	WG423576
1,2,3-Trichlorobenzene	mg/kg	0.0516	0.0517	103.	62-146	0.278	20	WG423576
1,2,4-Trichlorobenzene	mg/kg	0.0528	0.0541	106.	61-148	2.42	20	WG423576
1,2-Dibromo-3-Chloropropane	mg/kg	0.0497	0.0487	99.0	61-134	1.96	21	WG423576
1,2-Dibromoethane	mg/kg	0.0494	0.0473	99.0	76-127	4.32	20	WG423576
1,2-Dichlorobenzene	mg/kg	0.0473	0.0479	95.0	77-123	1.10	20	WG423576
1,2-Dichloroethane	mg/kg	0.0416	0.0421	83.0	58-141	1.08	20	WG423576
1,2-Dichloropropane	mg/kg	0.0457	0.0476	91.0	71-128	4.11	20	WG423576
1,3-Dichlorobenzene	mg/kg	0.0510	0.0501	102.	71-132	1.79	20	WG423576
1,4-Dichlorobenzene	mg/kg	0.0462	0.0464	92.0	72-123	0.586	20	WG423576
2-Butanone (MEK)	mg/kg	0.228	0.229	91.0	51-131	0.334	25	WG423576
2-Hexanone	mg/kg	0.258	0.250	103.	62-145	3.30	23	WG423576
4-Methyl-2-pentanone (MIBK)	mg/kg	0.247	0.244	99.0	61-143	1.34	23	WG423576
Acetone	mg/kg	0.217	0.216	87.0	44-140	0.169	25	WG423576
Benzene	mg/kg	0.0429	0.0429	86.0	65-128	0.0430	20	WG423576
Bromochloromethane	mg/kg	0.0481	0.0478	96.0	73-130	0.629	20	WG423576
Bromodichloromethane	mg/kg	0.0413	0.0415	83.0	66-126	0.551	20	WG423576
Bromoform	mg/kg	0.0496	0.0488	99.0	64-139	1.52	20	WG423576
Bromomethane	mg/kg	0.0344	0.0349	69.0	41-175	1.54	20	WG423576
Carbon disulfide	mg/kg	0.0311	0.0310	62.0	36-161	0.134	20	WG423576
Carbon tetrachloride	mg/kg	0.0375	0.0367	75.0	60-140	2.22	20	WG423576
Chlorobenzene	mg/kg	0.0467	0.0450	93.0	75-125	3.64	20	WG423576
Chlorodibromomethane	mg/kg	0.0453	0.0434	91.0	72-137	4.30	20	WG423576
Chloroethane	mg/kg	0.0369	0.0365	74.0	44-159	1.20	20	WG423576
Chloroform	mg/kg	0.0459	0.0457	92.0	63-123	0.343	20	WG423576
Chloromethane	mg/kg	0.0357	0.0356	71.0	42-149	0.187	20	WG423576
cis-1,2-Dichloroethene	mg/kg	0.0440	0.0443	88.0	71-129	0.816	20	WG423576
cis-1,3-Dichloropropene	mg/kg	0.0468	0.0476	94.0	73-132	1.71	20	WG423576
Dichlorodifluoromethane	mg/kg	0.0312	0.0310	62.0	26-186	0.678	22	WG423576
Ethylbenzene	mg/kg	0.0471	0.0453	94.0	74-128	4.08	20	WG423576
Isopropylbenzene	mg/kg	0.0467	0.0458	93.0	73-130	1.91	20	WG423576
Methyl tert-butyl ether	mg/kg	0.0420	0.0421	84.0	44-148	0.359	20	WG423576
Methylene Chloride	mg/kg	0.0405	0.0394	81.0	57-129	2.71	20	WG423576
Styrene	mg/kg	0.0490	0.0486	98.0	76-133	0.790	20	WG423576
Tetrachloroethene	mg/kg	0.0439	0.0419	88.0	65-135	4.72	20	WG423576
Toluene	mg/kg	0.0434	0.0441	87.0	70-120	1.67	20	WG423576
trans-1,2-Dichloroethene	mg/kg	0.0393	0.0400	79.0	61-133	1.75	20	WG423576
trans-1,3-Dichloropropene	mg/kg	0.0453	0.0453	91.0	70-135	0.0508	20	WG423576
Trichloroethene	mg/kg	0.0452	0.0448	90.0	71-126	0.719	20	WG423576
Trichlorofluoromethane	mg/kg	0.0355	0.0352	71.0	52-147	0.753	20	WG423576
Vinyl chloride	mg/kg	0.0394	0.0385	79.0	50-151	2.20	20	WG423576
4-Bromofluorobenzene				99.21	59-140			WG423576
Dibromofluoromethane				89.56	63-139			WG423576
Toluene-d8				100.8	84-116			WG423576
1,1,1-Trichloroethane	mg/kg	0.0434	0.0436	87.0	62-135	0.566	20	WG423651
1,1,2,2-Tetrachloroethane	mg/kg	0.0454	0.0470	91.0	74-129	3.36	20	WG423651

* Performance of this Analyte is outside of established criteria.

For additional information, please see Attachment A 'List of Analytes with QC Qualifiers.'



**ENVIRONMENTAL
SCIENCE CORP.**

12065 Lebanon Rd.
Mt. Juliet, TN 37122
(615) 758-5858
1-800-767-5859
Fax (615) 758-5859

Tax I.D. 62-0814289

Est. 1970

SLR International Corp. - West Linn, OR
Chris Kramer
1800 Blankenship Road, Suite 440

**Quality Assurance Report
Level II**

West Linn, OR 97068

L404245

June 30, 2009

Analyte	Units	Laboratory Control Sample Duplicate			Limit	RPD	Limit	Batch
		Result	Ref	%Rec				
1,1,2-Trichloroethane	mg/kg	0.0492	0.0474	98.0	77-124	3.64	20	WG423651
1,1,2-Trichloro-1,2,2-trifluoroethane	mg/kg	0.0428	0.0457	86.0	49-155	6.44	20	WG423651
1,1-Dichloroethane	mg/kg	0.0411	0.0429	82.0	61-134	4.19	20	WG423651
1,1-Dichloroethene	mg/kg	0.0428	0.0476	86.0	53-136	10.5	20	WG423651
1,2,3-Trichlorobenzene	mg/kg	0.0458	0.0462	92.0	62-146	0.931	20	WG423651
1,2,4-Trichlorobenzene	mg/kg	0.0438	0.0443	88.0	61-148	1.17	20	WG423651
1,2-Dibromo-3-Chloropropane	mg/kg	0.0492	0.0474	98.0	61-134	3.70	21	WG423651
1,2-Dibromoethane	mg/kg	0.0486	0.0481	97.0	76-127	1.04	20	WG423651
1,2-Dichlorobenzene	mg/kg	0.0443	0.0442	89.0	77-123	0.293	20	WG423651
1,2-Dichloroethane	mg/kg	0.0407	0.0413	81.0	58-141	1.39	20	WG423651
1,2-Dichloropropane	mg/kg	0.0466	0.0453	93.0	71-128	2.88	20	WG423651
1,3-Dichlorobenzene	mg/kg	0.0481	0.0505	96.0	71-132	4.82	20	WG423651
1,4-Dichlorobenzene	mg/kg	0.0431	0.0427	86.0	72-123	0.952	20	WG423651
2-Butanone (MEK)	mg/kg	0.187	0.190	75.0	51-131	1.70	25	WG423651
2-Hexanone	mg/kg	0.234	0.231	93.0	62-145	0.993	23	WG423651
4-Methyl-2-pentanone (MIBK)	mg/kg	0.224	0.215	90.0	61-143	4.38	23	WG423651
Acetone	mg/kg	0.213	0.227	85.0	44-140	6.34	25	WG423651
Benzene	mg/kg	0.0414	0.0428	83.0	65-128	3.47	20	WG423651
Bromochloromethane	mg/kg	0.0468	0.0487	94.0	73-130	3.91	20	WG423651
Bromodichloromethane	mg/kg	0.0460	0.0465	92.0	66-126	1.03	20	WG423651
Bromoform	mg/kg	0.0530	0.0538	106.	64-139	1.47	20	WG423651
Bromomethane	mg/kg	0.0454	0.0475	91.0	41-175	4.46	20	WG423651
Carbon disulfide	mg/kg	0.0337	0.0361	67.0	36-161	6.67	20	WG423651
Carbon tetrachloride	mg/kg	0.0422	0.0430	84.0	60-140	1.80	20	WG423651
Chlorobenzene	mg/kg	0.0482	0.0477	96.0	75-125	0.994	20	WG423651
Chlorodibromomethane	mg/kg	0.0511	0.0496	102.	72-137	2.87	20	WG423651
Chloroethane	mg/kg	0.0461	0.0474	92.0	44-159	2.84	20	WG423651
Chloroform	mg/kg	0.0409	0.0422	82.0	63-123	3.23	20	WG423651
Chloromethane	mg/kg	0.0401	0.0427	80.0	42-149	6.21	20	WG423651
cis-1,2-Dichloroethene	mg/kg	0.0437	0.0443	87.0	71-129	1.21	20	WG423651
cis-1,3-Dichloropropene	mg/kg	0.0450	0.0442	90.0	73-132	1.74	20	WG423651
Dichlorodifluoromethane	mg/kg	0.0505	0.0537	101.	26-186	6.08	22	WG423651
Ethylbenzene	mg/kg	0.0478	0.0474	96.0	74-128	0.873	20	WG423651
Isopropylbenzene	mg/kg	0.0484	0.0488	97.0	73-130	0.914	20	WG423651
Methyl tert-butyl ether	mg/kg	0.0408	0.0425	82.0	44-148	4.19	20	WG423651
Methylene Chloride	mg/kg	0.0412	0.0442	82.0	57-129	6.96	20	WG423651
Styrene	mg/kg	0.0485	0.0496	97.0	76-133	2.08	20	WG423651
Tetrachloroethene	mg/kg	0.0478	0.0474	96.0	65-135	0.933	20	WG423651
Toluene	mg/kg	0.0435	0.0421	87.0	70-120	3.18	20	WG423651
trans-1,2-Dichloroethene	mg/kg	0.0438	0.0459	88.0	61-133	4.76	20	WG423651
trans-1,3-Dichloropropene	mg/kg	0.0454	0.0431	91.0	70-135	5.13	20	WG423651
Trichloroethene	mg/kg	0.0470	0.0472	94.0	71-126	0.592	20	WG423651
Trichlorofluoromethane	mg/kg	0.0448	0.0474	90.0	52-147	5.62	20	WG423651
Vinyl chloride	mg/kg	0.0417	0.0440	83.0	50-151	5.38	20	WG423651
4-Bromofluorobenzene				102.8	59-140			WG423651
Dibromofluoromethane				91.78	63-139			WG423651
Toluene-d8				101.2	84-116			WG423651
1,2,4,5-Tetrachlorobenzene	ppm	0.268	0.277	81.0	51-112	3.21	21	WG423526
2,4,5-Trichlorophenol	ppm	0.247	0.247	74.0	53-110	0.303	25	WG423526
2,4,6-Trichlorophenol	ppm	0.251	0.249	75.0	56-109	0.696	20	WG423526
2,4-Dichlorophenol	ppm	0.241	0.253	72.0	54-107	5.07	21	WG423526
2,4-Dimethylphenol	ppm	0.389	0.432	117.	58-119	10.5	23	WG423526
2,4-Dinitrophenol	ppm	0.215	0.248	65.0	16-130	13.9	45	WG423526
2,4-Dinitrotoluene	ppm	0.264	0.269	79.0	53-120	2.03	23	WG423526
2,6-Dinitrotoluene	ppm	0.257	0.270	77.0	56-113	4.92	22	WG423526
2-Chloronaphthalene	ppm	0.233	0.248	70.0	55-103	6.32	20	WG423526
2-Chlorophenol	ppm	0.237	0.247	71.0	52-108	4.01	24	WG423526

* Performance of this Analyte is outside of established criteria.

For additional information, please see Attachment A 'List of Analytes with QC Qualifiers.'



**ENVIRONMENTAL
SCIENCE CORP.**

12065 Lebanon Rd.
Mt. Juliet, TN 37122
(615) 758-5858
1-800-767-5859
Fax (615) 758-5859

Tax I.D. 62-0814289

Est. 1970

SLR International Corp. - West Linn, OR
Chris Kramer
1800 Blankenship Road, Suite 440

**Quality Assurance Report
Level II**

West Linn, OR 97068

June 30, 2009

L404245

Analyte	Units	Laboratory Control		Sample Duplicate		Limit	RPD	Limit	Batch
		Result	Ref	%Rec					
2-Methylnaphthalene	ppm	0.248	0.273	74.0		52-107	9.82	21	WG423526
2-Methylphenol	ppm	0.273	0.287	82.0		58-116	4.95	22	WG423526
2-Nitroaniline	ppm	0.250	0.248	75.0		54-116	0.883	24	WG423526
2-Nitrophenol	ppm	0.255	0.275	76.0		38-110	7.62	24	WG423526
3&4-Methyl Phenol	ppm	0.311	0.322	93.0		60-136	3.65	29	WG423526
3,3-Dichlorobenzidine	ppm	0.223	0.238	67.0		24-123	6.29	35	WG423526
3-Nitroaniline	ppm	0.221	0.246	66.0		17-135	10.8	33	WG423526
4,6-Dinitro-2-methylphenol	ppm	0.219	0.234	66.0		34-111	6.58	33	WG423526
4-Bromophenyl-phenylether	ppm	0.219	0.220	66.0		47-98	0.734	23	WG423526
4-Chloro-3-methylphenol	ppm	0.260	0.278	78.0		54-116	6.75	23	WG423526
4-Chloroaniline	ppm	0.264	0.289	79.0		18-130	9.14	31	WG423526
4-Chlorophenyl-phenylether	ppm	0.249	0.249	75.0		55-106	0.293	22	WG423526
4-Nitroaniline	ppm	0.249	0.257	75.0		16-133	3.19	37	WG423526
4-Nitrophenol	ppm	0.248	0.261	74.0		34-123	5.22	36	WG423526
Acenaphthene	ppm	0.257	0.269	77.0		54-102	4.34	20	WG423526
Acenaphthylene	ppm	0.256	0.271	77.0		56-104	5.89	20	WG423526
Acetophenone	ppm	0.244	0.258	73.0		42-92	5.71	22	WG423526
Anthracene	ppm	0.271	0.288	81.0		57-112	6.18	21	WG423526
Atrazine	ppm	0.284	0.292	85.0		40-143	2.70	25	WG423526
Benzaldehyde	ppm	0.0864	0.0869	26.0		0-69	0.576	32	WG423526
Benzo(a)anthracene	ppm	0.261	0.293	78.0		55-105	11.6	21	WG423526
Benzo(a)pyrene	ppm	0.271	0.269	81.0		59-114	0.900	22	WG423526
Benzo(b)fluoranthene	ppm	0.273	0.234	82.0		44-116	15.1	33	WG423526
Benzo(g,h,i)perylene	ppm	0.258	0.271	78.0		41-127	4.90	29	WG423526
Benzo(k)fluoranthene	ppm	0.256	0.306	77.0		36-119	17.7	37	WG423526
Benzylbutyl phthalate	ppm	0.270	0.295	81.0		57-130	8.82	27	WG423526
Biphenyl	ppm	0.225	0.238	68.0		54-103	5.72	21	WG423526
Bis(2-chlorethoxy)methane	ppm	0.249	0.250	75.0		52-107	0.668	21	WG423526
Bis(2-chloroethyl)ether	ppm	0.234	0.232	70.0		38-115	0.743	28	WG423526
Bis(2-chloroisopropyl)ether	ppm	0.239	0.253	72.0		49-106	5.68	25	WG423526
Bis(2-ethylhexyl)phthalate	ppm	0.268	0.292	80.0		50-130	8.53	29	WG423526
Caprolactam	ppm	0.270	0.292	81.0		43-131	7.82	24	WG423526
Carbazole	ppm	0.246	0.269	74.0		42-120	8.84	26	WG423526
Chrysene	ppm	0.270	0.266	81.0		54-103	1.28	23	WG423526
Di-n-butyl phthalate	ppm	0.254	0.283	76.0		56-121	10.9	22	WG423526
Di-n-octyl phthalate	ppm	0.254	0.281	76.0		50-128	10.1	26	WG423526
Dibenz(a,h)anthracene	ppm	0.245	0.263	74.0		42-128	7.28	28	WG423526
Dibenzofuran	ppm	0.250	0.262	75.0		56-111	4.97	21	WG423526
Diethyl phthalate	ppm	0.244	0.251	73.0		57-110	2.75	20	WG423526
Dimethyl phthalate	ppm	0.232	0.244	70.0		57-108	5.22	20	WG423526
Fluoranthene	ppm	0.271	0.285	81.0		51-109	4.97	26	WG423526
Fluorene	ppm	0.252	0.275	76.0		53-106	8.88	20	WG423526
Hexachloro-1,3-butadiene	ppm	0.248	0.267	74.0		46-110	7.40	25	WG423526
Hexachlorobenzene	ppm	0.243	0.254	73.0		51-117	4.37	24	WG423526
Hexachlorocyclopentadiene	ppm	0.247	0.267	74.0		21-127	7.45	40	WG423526
Hexachloroethane	ppm	0.226	0.236	68.0		43-104	4.02	27	WG423526
Indeno(1,2,3-cd)pyrene	ppm	0.253	0.262	76.0		42-127	3.36	28	WG423526
Isophorone	ppm	0.237	0.259	71.0		56-116	9.09	21	WG423526
n-Nitrosodi-n-propylamine	ppm	0.236	0.239	71.0		54-113	1.25	21	WG423526
n-Nitrosodiphenylamine	ppm	0.239	0.257	72.0		66-126	7.44	22	WG423526
Naphthalene	ppm	0.239	0.249	72.0		46-97	4.31	23	WG423526
Nitrobenzene	ppm	0.237	0.246	71.0		46-102	3.81	23	WG423526
Pentachlorophenol	ppm	0.239	0.261	72.0		37-118	8.65	28	WG423526
Phenanthrene	ppm	0.254	0.271	76.0		56-102	6.50	20	WG423526
Phenol	ppm	0.250	0.269	75.0		55-115	7.43	22	WG423526
Pyrene	ppm	0.249	0.281	75.0		53-111	12.2	26	WG423526
2,4,6-Tribromophenol				70.50		25-137			WG423526
2-Fluorobiphenyl				65.47		30-120			WG423526
2-Fluorophenol				76.25		26-130			WG423526

* Performance of this Analyte is outside of established criteria.

For additional information, please see Attachment A 'List of Analytes with QC Qualifiers.'



**ENVIRONMENTAL
SCIENCE CORP.**

12065 Lebanon Rd.
Mt. Juliet, TN 37122
(615) 758-5858
1-800-767-5859
Fax (615) 758-5859

Tax I.D. 62-0814289

Est. 1970

SLR International Corp. - West Linn, OR
Chris Kramer
1800 Blankenship Road, Suite 440

Quality Assurance Report
Level II

West Linn, OR 97068

L404245

June 30, 2009

Analyte	Units	Laboratory Control		Sample	Duplicate	Limit	RPD	Limit	Batch
		Result	Ref	%Rec					
Nitrobenzene-d5				70.18		18-119			
Phenol-d5				73.17		37-141			
p-Terphenyl-d14				79.39		23-143			
1,2,4,5-Tetrachlorobenzene	ppm	0.00706	0.00745	71.0		39-116	5.41	33	WG423743
2,4,5-Trichlorophenol	ppm	0.00777	0.00740	78.0		48-120	4.92	29	WG423743
2,4,6-Trichlorophenol	ppm	0.00744	0.00736	74.0		49-118	1.07	28	WG423743
2,4-Dichlorophenol	ppm	0.00670	0.00697	67.0		46-115	4.05	28	WG423743
2,4-Dimethylphenol	ppm	0.00941	0.0102	94.0		40-124	7.78	36	WG423743
2,4-Dinitrophenol	ppm	0.00407	0.00442	41.0		10-125	8.30	50	WG423743
2,4-Dinitrotoluene	ppm	0.00774	0.00786	77.0		56-128	1.51	24	WG423743
2,6-Dinitrotoluene	ppm	0.00770	0.00730	77.0		56-121	5.29	23	WG423743
2-Chloronaphthalene	ppm	0.00697	0.00696	70.0		44-110	0.183	30	WG423743
2-Chlorophenol	ppm	0.00523	0.00571	52.0		38-114	8.78	36	WG423743
2-Methylnaphthalene	ppm	0.00677	0.00717	68.0		28-122	5.76	36	WG423743
2-Methylphenol	ppm	0.00516	0.00569	52.0		42-99	9.76	26	WG423743
2-Nitroaniline	ppm	0.00728	0.00738	73.0		55-124	1.43	22	WG423743
2-Nitrophenol	ppm	0.00633	0.00706	63.0		35-118	10.9	35	WG423743
3&4-Methyl Phenol	ppm	0.00533	0.00558	53.0		36-102	4.66	31	WG423743
3,3-Dichlorobenzidine	ppm	0.00792	0.00819	79.0		46-145	3.37	31	WG423743
3-Nitroaniline	ppm	0.00722	0.00702	72.0		39-141	2.76	32	WG423743
4,6-Dinitro-2-methylphenol	ppm	0.00662	0.00676	66.0		24-119	2.16	50	WG423743
4-Bromophenyl-phenylether	ppm	0.00639	0.00643	64.0		45-105	0.559	26	WG423743
4-Chloro-3-methylphenol	ppm	0.00624	0.00629	62.0		47-116	0.860	22	WG423743
4-Chloroaniline	ppm	0.00597	0.00666	60.0		21-151	11.0	36	WG423743
4-Chlorophenyl-phenylether	ppm	0.00752	0.00741	75.0		49-116	1.42	26	WG423743
4-Nitroaniline	ppm	0.00782	0.00765	78.0		43-144	2.14	34	WG423743
4-Nitrophenol	ppm	0.00165	0.00173	16.0		10-66	4.81	37	WG423743
Acenaphthene	ppm	0.00733	0.00733	73.0		48-110	0.0744	26	WG423743
Acenaphthylene	ppm	0.00758	0.00743	76.0		48-113	2.01	28	WG423743
Acetophenone	ppm	0.00553	0.00581	55.0		35-98	4.83	38	WG423743
Anthracene	ppm	0.00814	0.00824	81.0		55-127	1.18	24	WG423743
Atrazine	ppm	0.00910	0.00909	91.0		43-159	0.132	26	WG423743
Benzaldehyde	ppm	0.00211	0.00225	21.0		1-78	6.35	49	WG423743
Benzo(a)anthracene	ppm	0.00775	0.00797	77.0		57-115	2.87	20	WG423743
Benzo(a)pyrene	ppm	0.00814	0.00830	81.0		63-125	1.87	22	WG423743
Benzo(b)fluoranthene	ppm	0.00797	0.00848	80.0		50-123	6.21	32	WG423743
Benzo(g,h,i)perylene	ppm	0.0101	0.0101	101.		39-143	0.391	31	WG423743
Benzo(k)fluoranthene	ppm	0.00691	0.00679	69.0		45-126	1.78	37	WG423743
Benzylbutyl phthalate	ppm	0.00493	0.00380	49.0		22-154	25.9	29	WG423743
Biphenyl	ppm	0.00696	0.00685	70.0		45-111	1.49	30	WG423743
Bis(2-chlorethoxy)methane	ppm	0.00618	0.00658	62.0		42-116	6.28	38	WG423743
Bis(2-chloroethyl)ether	ppm	0.00556	0.00587	56.0		26-115	5.50	50	WG423743
Bis(2-chloroisopropyl)ether	ppm	0.00537	0.00570	54.0		32-115	6.02	47	WG423743
Bis(2-ethylhexyl)phthalate	ppm	0.00735	0.00791	73.0		47-143	7.35	24	WG423743
Caprolactam	ppm	0.00155	0.00153	15.0		11-33	0.980	37	WG423743
Carbazole	ppm	0.00694	0.00734	69.0		49-133	5.52	29	WG423743
Chrysene	ppm	0.00787	0.00801	79.0		58-113	1.79	21	WG423743
Di-n-butyl phthalate	ppm	0.00647	0.00611	65.0		51-131	5.80	22	WG423743
Di-n-octyl phthalate	ppm	0.00720	0.00766	72.0		51-138	6.26	22	WG423743
Dibenz(a,h)anthracene	ppm	0.00948	0.00970	95.0		39-144	2.33	30	WG423743
Dibenzofuran	ppm	0.00749	0.00720	75.0		50-121	3.93	26	WG423743
Diethyl phthalate	ppm	0.00606	0.00478	61.0		36-128	23.6	27	WG423743
Dimethyl phthalate	ppm	0.00404	0.00230	40.0		10-135	54.9*	33	WG423743
Fluoranthene	ppm	0.00784	0.00816	78.0		53-119	4.02	28	WG423743
Fluorene	ppm	0.00772	0.00777	77.0		49-116	0.599	25	WG423743
Hexachloro-1,3-butadiene	ppm	0.00634	0.00685	63.0		21-116	7.61	50	WG423743
Hexachlorobenzene	ppm	0.00805	0.00753	80.0		51-121	6.70	23	WG423743
Hexachlorocyclopentadiene	ppm	0.00428	0.00455	43.0		4-126	6.13	50	WG423743
Hexachloroethane	ppm	0.00465	0.00477	46.0		15-109	2.59	50	WG423743

* Performance of this Analyte is outside of established criteria.

For additional information, please see Attachment A 'List of Analytes with QC Qualifiers.'



**ENVIRONMENTAL
SCIENCE CORP.**

12065 Lebanon Rd.
Mt. Juliet, TN 37122
(615) 758-5858
1-800-767-5859
Fax (615) 758-5859

Tax I.D. 62-0814289

Est. 1970

SLR International Corp. - West Linn, OR
Chris Kramer
1800 Blankenship Road, Suite 440

Quality Assurance Report
Level II

West Linn, OR 97068

June 30, 2009

L404245

Analyte	Units	Laboratory Control Sample Duplicate			Limit	RPD	Limit	Batch
		Result	Ref	%Rec				
Indeno(1,2,3-cd)pyrene	ppm	0.00949	0.00953	95.0	40-143	0.425	30	WG423743
Isophorone	ppm	0.00612	0.00644	61.0	48-126	5.05	31	WG423743
n-Nitrosodi-n-propylamine	ppm	0.00585	0.00607	59.0	47-122	3.60	33	WG423743
n-Nitrosodiphenylamine	ppm	0.00676	0.00683	68.0	59-143	1.10	23	WG423743
Naphthalene	ppm	0.00637	0.00651	64.0	29-103	2.15	45	WG423743
Nitrobenzene	ppm	0.00540	0.00569	54.0	31-105	5.22	43	WG423743
Pentachlorophenol	ppm	0.00512	0.00535	51.0	20-122	4.22	50	WG423743
Phenanthrene	ppm	0.00716	0.00759	72.0	54-112	5.75	22	WG423743
Phenol	ppm	0.00257	0.00279	26.0	17-52	8.07	33	WG423743
Pyrene	ppm	0.00771	0.00779	77.0	46-130	1.01	28	WG423743
2,4,6-Tribromophenol				84.01	10-148			WG423743
2-Fluorobiphenyl				70.48	26-122			WG423743
2-Fluorophenol				32.33	10-87			WG423743
Nitrobenzene-d5				50.19	12-120			WG423743
Phenol-d5				19.40	10-67			WG423743
p-Terphenyl-d14				90.77	34-149			WG423743
PCB 1260	mg/kg	0.140	0.135	84.0	62-131	4.10	22	WG423738
Decachlorobiphenyl				87.78	18.9-115.8			WG423738
Tetrachloro-m-xylene				79.28	31.8-115.7			WG423738
1,2,4,5-Tetrachlorobenzene	ppm	0.263	0.249	79.0	51-112	5.52	21	WG423966
2,4,5-Trichlorophenol	ppm	0.241	0.238	72.0	53-110	1.17	25	WG423966
2,4,6-Trichlorophenol	ppm	0.248	0.242	74.0	56-109	2.23	20	WG423966
2,4-Dichlorophenol	ppm	0.241	0.230	72.0	54-107	4.40	21	WG423966
2,4-Dimethylphenol	ppm	0.369	0.363	111.	58-119	1.41	23	WG423966
2,4-Dinitrophenol	ppm	0.248	0.248	74.0	16-130	0.142	45	WG423966
2,4-Dinitrotoluene	ppm	0.245	0.235	74.0	53-120	4.09	23	WG423966
2,6-Dinitrotoluene	ppm	0.228	0.217	68.0	56-113	4.66	22	WG423966
2-Chloronaphthalene	ppm	0.221	0.230	66.0	55-103	4.04	20	WG423966
2-Chlorophenol	ppm	0.216	0.204	65.0	52-108	5.69	24	WG423966
2-Methylnaphthalene	ppm	0.241	0.228	72.0	52-107	5.57	21	WG423966
2-Methylphenol	ppm	0.238	0.226	72.0	58-116	5.42	22	WG423966
2-Nitroaniline	ppm	0.224	0.221	67.0	54-116	1.32	24	WG423966
2-Nitrophenol	ppm	0.252	0.237	76.0	38-110	6.30	24	WG423966
3&4-Methyl Phenol	ppm	0.264	0.253	79.0	60-136	3.97	29	WG423966
3,3-Dichlorobenzidine	ppm	0.189	0.188	57.0	24-123	0.110	35	WG423966
3-Nitroaniline	ppm	0.200	0.200	60.0	17-135	0.230	33	WG423966
4,6-Dinitro-2-methylphenol	ppm	0.278	0.276	84.0	34-111	0.941	33	WG423966
4-Bromophenyl-phenylether	ppm	0.212	0.210	64.0	47-98	0.895	23	WG423966
4-Chloro-3-methylphenol	ppm	0.236	0.226	71.0	54-116	4.37	23	WG423966
4-Chloroaniline	ppm	0.229	0.213	69.0	18-130	7.12	31	WG423966
4-Chlorophenyl-phenylether	ppm	0.234	0.231	70.0	55-106	1.06	22	WG423966
4-Nitroaniline	ppm	0.186	0.186	56.0	16-133	0.439	37	WG423966
4-Nitrophenol	ppm	0.244	0.230	73.0	34-123	5.81	36	WG423966
Acenaphthene	ppm	0.246	0.235	74.0	54-102	4.54	20	WG423966
Acenaphthylene	ppm	0.240	0.239	72.0	56-104	0.455	20	WG423966
Acetophenone	ppm	0.197	0.193	59.0	42-92	1.93	22	WG423966
Anthracene	ppm	0.259	0.251	78.0	57-112	3.06	21	WG423966
Atrazine	ppm	0.250	0.253	75.0	40-143	1.45	25	WG423966
Benzaldehyde	ppm	0.0741	0.0712	22.0	0-69	3.88	32	WG423966
Benzo(a)anthracene	ppm	0.239	0.240	72.0	55-105	0.550	21	WG423966
Benzo(a)pyrene	ppm	0.236	0.232	71.0	59-114	1.87	22	WG423966
Benzo(b)fluoranthene	ppm	0.229	0.233	69.0	44-116	1.72	33	WG423966
Benzo(g,h,i)perylene	ppm	0.254	0.246	76.0	41-127	3.19	29	WG423966
Benzo(k)fluoranthene	ppm	0.235	0.216	71.0	36-119	8.15	37	WG423966
Benzylbutyl phthalate	ppm	0.276	0.278	83.0	57-130	0.782	27	WG423966

* Performance of this Analyte is outside of established criteria.

For additional information, please see Attachment A 'List of Analytes with QC Qualifiers.'



**ENVIRONMENTAL
SCIENCE CORP.**

12065 Lebanon Rd.
Mt. Juliet, TN 37122
(615) 758-5858
1-800-767-5859
Fax (615) 758-5859

Tax I.D. 62-0814289

Est. 1970

SLR International Corp. - West Linn, OR
Chris Kramer
1800 Blankenship Road, Suite 440

Quality Assurance Report
Level II

West Linn, OR 97068

June 30, 2009

L404245

Analyte	Units	Laboratory Control		Sample Duplicate	Limit	RPD	Limit	Batch
		Result	Ref	%Rec				
Biphenyl	ppm	0.224	0.220	67.0	54-103	1.88	21	WG423966
Bis(2-chlorethoxy)methane	ppm	0.214	0.213	64.0	52-107	0.684	21	WG423966
Bis(2-chloroethyl)ether	ppm	0.200	0.192	60.0	38-115	4.42	28	WG423966
Bis(2-chloroisopropyl)ether	ppm	0.197	0.191	59.0	49-106	2.84	25	WG423966
Bis(2-ethylhexyl)phthalate	ppm	0.299	0.288	90.0	50-130	3.59	29	WG423966
Caprolactam	ppm	0.215	0.207	65.0	43-131	3.77	24	WG423966
Carbazole	ppm	0.198	0.194	59.0	42-120	1.97	26	WG423966
Chrysene	ppm	0.233	0.205	70.0	54-103	13.0	23	WG423966
Di-n-butyl phthalate	ppm	0.240	0.231	72.0	56-121	3.62	22	WG423966
Di-n-octyl phthalate	ppm	0.287	0.291	86.0	50-128	1.16	26	WG423966
Dibenz(a,h)anthracene	ppm	0.235	0.226	71.0	42-128	3.86	28	WG423966
Dibenzofuran	ppm	0.231	0.235	69.0	56-111	1.78	21	WG423966
Diethyl phthalate	ppm	0.231	0.229	69.0	57-110	0.906	20	WG423966
Dimethyl phthalate	ppm	0.220	0.220	66.0	57-108	0.390	20	WG423966
Fluoranthene	ppm	0.233	0.228	70.0	51-109	2.22	26	WG423966
Fluorene	ppm	0.241	0.241	72.0	53-106	0.147	20	WG423966
Hexachloro-1,3-butadiene	ppm	0.248	0.239	74.0	46-110	3.63	25	WG423966
Hexachlorobenzene	ppm	0.264	0.260	79.0	51-117	1.48	24	WG423966
Hexachlorocyclopentadiene	ppm	0.181	0.196	54.0	21-127	7.83	40	WG423966
Hexachloroethane	ppm	0.197	0.188	59.0	43-104	4.93	27	WG423966
Indeno(1,2,3-cd)pyrene	ppm	0.239	0.233	72.0	42-127	2.93	28	WG423966
Isophorone	ppm	0.208	0.208	62.0	56-116	0.135	21	WG423966
n-Nitrosodi-n-propylamine	ppm	0.211	0.207	63.0	54-113	2.07	21	WG423966
n-Nitrosodiphenylamine	ppm	0.229	0.212	69.0	66-126	7.57	22	WG423966
Naphthalene	ppm	0.231	0.220	69.0	46-97	5.11	23	WG423966
Nitrobenzene	ppm	0.201	0.201	60.0	46-102	0.0415	23	WG423966
Pentachlorophenol	ppm	0.238	0.234	71.0	37-118	1.61	28	WG423966
Phenanthrene	ppm	0.236	0.233	71.0	56-102	1.20	20	WG423966
Phenol	ppm	0.235	0.219	70.0	55-115	6.80	22	WG423966
Pyrene	ppm	0.268	0.256	80.0	53-111	4.45	26	WG423966
2,4,6-Tribromophenol				70.57	25-137			WG423966
2-Fluorobiphenyl				57.10	30-120			WG423966
2-Fluorophenol				50.23	26-130			WG423966
Nitrobenzene-d5				46.61	18-119			WG423966
Phenol-d5				51.42	37-141			WG423966
p-Terphenyl-d14				80.72	23-143			WG423966
1,2,4,5-Tetrachlorobenzene	ppm	0.00859	0.00780	86.0	39-116	9.73	33	WG424070
2,4,5-Trichlorophenol	ppm	0.00718	0.00539	72.0	48-120	28.5	29	WG424070
2,4,6-Trichlorophenol	ppm	0.00705	0.00447	70.0	49-118	44.8*	28	WG424070
2,4-Dichlorophenol	ppm	0.00757	0.00519	76.0	46-115	37.4*	28	WG424070
2,4-Dimethylphenol	ppm	0.0113	0.00931	113.	40-124	19.4	36	WG424070
2,4-Dinitrophenol	ppm	0.00639	0.00414	64.0	10-125	42.7	50	WG424070
2,4-Dinitrotoluene	ppm	0.00922	0.00905	92.0	56-128	1.79	24	WG424070
2,6-Dinitrotoluene	ppm	0.00853	0.00932	85.0	56-121	8.85	23	WG424070
2-Chloronaphthalene	ppm	0.00757	0.00715	76.0	44-110	5.78	30	WG424070
2-Chlorophenol	ppm	0.00553	0.00374	55.0	38-114	38.4*	36	WG424070
2-Methylnaphthalene	ppm	0.00751	0.00657	75.0	28-122	13.3	36	WG424070
2-Methylphenol	ppm	0.00608	0.00428	61.0	42-99	34.7*	26	WG424070
2-Nitroaniline	ppm	0.00803	0.00816	80.0	55-124	1.62	22	WG424070
2-Nitrophenol	ppm	0.00666	0.00464	67.0	35-118	35.6*	35	WG424070
3&4-Methyl Phenol	ppm	0.00649	0.00462	65.0	36-102	33.7*	31	WG424070
3,3-Dichlorobenzidine	ppm	0.00887	0.0100	89.0	46-145	11.9	31	WG424070
3-Nitroaniline	ppm	0.00798	0.00803	80.0	39-141	0.569	32	WG424070
4,6-Dinitro-2-methylphenol	ppm	0.00680	0.00406	68.0	24-119	50.4*	50	WG424070
4-Bromophenyl-phenylether	ppm	0.00854	0.00858	85.0	45-105	0.411	26	WG424070
4-Chloro-3-methylphenol	ppm	0.00792	0.00671	79.0	47-116	16.5	22	WG424070
4-Chloroaniline	ppm	0.00728	0.00649	73.0	21-151	11.5	36	WG424070

* Performance of this Analyte is outside of established criteria.

For additional information, please see Attachment A 'List of Analytes with QC Qualifiers.'



**ENVIRONMENTAL
SCIENCE CORP.**

12065 Lebanon Rd.
Mt. Juliet, TN 37122
(615) 758-5858
1-800-767-5859
Fax (615) 758-5859

Tax I.D. 62-0814289

Est. 1970

SLR International Corp. - West Linn, OR
Chris Kramer
1800 Blankenship Road, Suite 440

Quality Assurance Report
Level II

West Linn, OR 97068

June 30, 2009

L404245

Analyte	Units	Laboratory Control Sample Duplicate			Limit	RPD	Limit	Batch
		Result	Ref	%Rec				
4-Chlorophenyl-phenylether	ppm	0.00863	0.00846	86.0	49-116	1.93	26	WG424070
4-Nitroaniline	ppm	0.00856	0.00806	86.0	43-144	6.12	34	WG424070
4-Nitrophenol	ppm	0.00289	0.00223	29.0	10-66	25.7	37	WG424070
Acenaphthene	ppm	0.00853	0.00868	85.0	48-110	1.74	26	WG424070
Acenaphthylene	ppm	0.00865	0.00855	86.0	48-113	1.20	28	WG424070
Acetophenone	ppm	0.00693	0.00537	69.0	35-98	25.4	38	WG424070
Anthracene	ppm	0.00981	0.00967	98.0	55-127	1.48	24	WG424070
Atrazine	ppm	0.0102	0.0100	102.	43-159	1.77	26	WG424070
Benzaldehyde	ppm	0.00213	0.00165	21.0	1-78	25.3	49	WG424070
Benzo(a)anthracene	ppm	0.0101	0.0107	101.	57-115	5.87	20	WG424070
Benzo(a)pyrene	ppm	0.0103	0.0106	103.	63-125	2.57	22	WG424070
Benzo(b)fluoranthene	ppm	0.0106	0.0116	106.	50-123	9.07	32	WG424070
Benzo(g,h,i)perylene	ppm	0.0116	0.0120	116.	39-143	3.61	31	WG424070
Benzo(k)fluoranthene	ppm	0.00873	0.00868	87.0	45-126	0.678	37	WG424070
Benzylbutyl phthalate	ppm	0.00453	0.00491	45.0	22-154	8.03	29	WG424070
Biphenyl	ppm	0.00728	0.00752	73.0	45-111	3.19	30	WG424070
Bis(2-chlorethoxy)methane	ppm	0.00719	0.00664	72.0	42-116	7.96	38	WG424070
Bis(2-chloroethyl)ether	ppm	0.00568	0.00380	57.0	26-115	39.6	50	WG424070
Bis(2-chloroisopropyl)ether	ppm	0.00581	0.00451	58.0	32-115	25.2	47	WG424070
Bis(2-ethylhexyl)phthalate	ppm	0.0115	0.0118	115.	47-143	2.96	24	WG424070
Caprolactam	ppm	0.00242	0.00250	24.0	11-33	3.35	37	WG424070
Carbazole	ppm	0.00881	0.00850	88.0	49-133	3.68	29	WG424070
Chrysene	ppm	0.00993	0.0103	99.0	58-113	4.04	21	WG424070
Di-n-butyl phthalate	ppm	0.00785	0.00810	78.0	51-131	3.19	22	WG424070
Di-n-octyl phthalate	ppm	0.0106	0.0108	106.	51-138	2.02	22	WG424070
Dibenz(a,h)anthracene	ppm	0.0103	0.0109	103.	39-144	4.83	30	WG424070
Dibenzofuran	ppm	0.00839	0.00820	84.0	50-121	2.24	26	WG424070
Diethyl phthalate	ppm	0.00486	0.00508	49.0	36-128	4.29	27	WG424070
Dimethyl phthalate	ppm	0.00110	0.00135	11.0	10-135	21.0	33	WG424070
Fluoranthene	ppm	0.00971	0.00959	97.0	53-119	1.24	28	WG424070
Fluorene	ppm	0.00901	0.00906	90.0	49-116	0.514	25	WG424070
Hexachloro-1,3-butadiene	ppm	0.00663	0.00499	66.0	21-116	28.3	50	WG424070
Hexachlorobenzene	ppm	0.00955	0.0103	96.0	51-121	7.62	23	WG424070
Hexachlorocyclopentadiene	ppm	0.00567	0.00451	57.0	4-126	22.9	50	WG424070
Hexachloroethane	ppm	0.00389	0.00364	39.0	15-109	6.71	50	WG424070
Indeno(1,2,3-cd)pyrene	ppm	0.0103	0.0108	103.	40-143	4.64	30	WG424070
Isophorone	ppm	0.00760	0.00730	76.0	48-126	3.95	31	WG424070
n-Nitrosodi-n-propylamine	ppm	0.00678	0.00591	68.0	47-122	13.8	33	WG424070
n-Nitrosodiphenylamine	ppm	0.00882	0.00921	88.0	59-143	4.39	23	WG424070
Naphthalene	ppm	0.00673	0.00521	67.0	29-103	25.4	45	WG424070
Nitrobenzene	ppm	0.00616	0.00469	62.0	31-105	27.1	43	WG424070
Pentachlorophenol	ppm	0.00749	0.00486	75.0	20-122	42.6	50	WG424070
Phenanthrene	ppm	0.00957	0.00929	96.0	54-112	2.92	22	WG424070
Phenol	ppm	0.00267	0.00194	27.0	17-52	31.9	33	WG424070
Pyrene	ppm	0.0107	0.0109	107.	46-130	1.87	28	WG424070
2,4,6-Tribromophenol				76.07	10-148			WG424070
2-Fluorobiphenyl				72.00	26-122			WG424070
2-Fluorophenol				25.29	10-87			WG424070
Nitrobenzene-d5				61.95	12-120			WG424070
Phenol-d5				21.47	10-67			WG424070
p-Terphenyl-d14				106.6	34-149			WG424070
Diesel Range Organics (DRO)	mg/l	0.696	0.739	93.0	50-150	5.94	20	WG423943
Residual Range Organics (RRO)	mg/l	0.721	0.739	96*	-	2.50*	0	WG423943
o-Terphenyl				90.86	50-150			WG423943
PCB 1260	mg/l	0.000356	0.000348	71.0	46-126	2.21	34	WG423854

* Performance of this Analyte is outside of established criteria.

For additional information, please see Attachment A 'List of Analytes with QC Qualifiers.'



**ENVIRONMENTAL
SCIENCE CORP.**

12065 Lebanon Rd.
Mt. Juliet, TN 37122
(615) 758-5858
1-800-767-5859
Fax (615) 758-5859

Tax I.D. 62-0814289

Est. 1970

SLR International Corp. - West Linn, OR
Chris Kramer
1800 Blankenship Road, Suite 440
West Linn, OR 97068

Quality Assurance Report
Level II

June 30, 2009

L404245

Analyte	Units	Laboratory Control Sample Duplicate			Limit	RPD	Limit	Batch
		Result	Ref	%Rec				
Decachlorobiphenyl				67.68	10-122.6			
Tetrachloro-m-xylene				62.80	15.3-114.2			
Diesel Range Organics (DRO)	mg/kg	25.7	25.5	86.0	60-140	0.914	20	WG424943
Residual Range Organics (RRO)	mg/kg	24.8	24.9	83*	-	0.108*	0	WG424943
o-Terphenyl				84.27	50-150			WG424943
Gasoline Range Organics-NWTPH	mg/kg	4.74	4.62	86.0	67-135	2.64	20	WG425185
a,a,a-Trifluorotoluene(FID)				112.5	59-128			WG425185
Diesel (C7-C26)	mg/kg	23.6	23.5	79.0	50-150	0.420	20	WG425725
Motor Oil (C16-C40)	mg/kg	27.2	26.7	91.0	50-150	2.01	20	WG425725
o-Terphenyl				85.53	50-150			WG425725

Analyte	Units	Matrix Spike				Limit	Ref Samp	Batch
		MS Res	Ref Res	TV	% Rec			
1,1,1-Trichloroethane	mg/l	0.0451	0.00	.05	90.2	31-161	L404249-01	WG423308
1,1,2,2-Tetrachloroethane	mg/l	0.0448	0.00	.05	89.7	49-149	L404249-01	WG423308
1,1,2-Trichloroethane	mg/l	0.0438	0.00	.05	87.6	46-145	L404249-01	WG423308
1,1,2-Trichloro-1,2,2-trifluoroethane	mg/l	0.0394	0.00	.05	78.7	14-168	L404249-01	WG423308
1,1-Dichloroethane	mg/l	0.0638	0.0200	.05	87.6	30-159	L404249-01	WG423308
1,1-Dichloroethene	mg/l	0.0399	0.00	.05	79.9	10-162	L404249-01	WG423308
1,2,3-Trichlorobenzene	mg/l	0.0509	0.00	.05	102.	32-143	L404249-01	WG423308
1,2,4-Trichlorobenzene	mg/l	0.0514	0.00	.05	103.	27-142	L404249-01	WG423308
1,2-Dibromo-3-Chloropropane	mg/l	0.0455	0.00	.05	91.0	37-148	L404249-01	WG423308
1,2-Dibromoethane	mg/l	0.0465	0.00	.05	93.0	41-149	L404249-01	WG423308
1,2-Dichlorobenzene	mg/l	0.0491	0.00	.05	98.3	40-139	L404249-01	WG423308
1,2-Dichloroethane	mg/l	0.0432	0.00	.05	86.4	29-167	L404249-01	WG423308
1,2-Dichloropropane	mg/l	0.0424	0.00	.05	84.9	39-148	L404249-01	WG423308
1,3-Dichlorobenzene	mg/l	0.0494	0.00	.05	98.8	32-148	L404249-01	WG423308
1,4-Dichlorobenzene	mg/l	0.0486	0.00032	.05	96.6	32-136	L404249-01	WG423308
2-Butanone (MEK)	mg/l	0.185	0.00	.25	73.8	32-151	L404249-01	WG423308
2-Hexanone	mg/l	0.229	0.00	.25	91.4	41-155	L404249-01	WG423308
4-Methyl-2-pentanone (MIBK)	mg/l	0.218	0.00	.25	87.2	40-160	L404249-01	WG423308
Acetone	mg/l	0.190	0.00	.25	76.0	25-157	L404249-01	WG423308
Benzene	mg/l	0.0437	0.00059	.05	86.2	16-158	L404249-01	WG423308
Bromochloromethane	mg/l	0.0450	0.00	.05	89.9	36-154	L404249-01	WG423308
Bromodichloromethane	mg/l	0.0458	0.00	.05	91.6	45-147	L404249-01	WG423308
Bromoform	mg/l	0.0524	0.00	.05	105.	38-152	L404249-01	WG423308
Bromomethane	mg/l	0.0378	0.00	.05	75.5	0-191	L404249-01	WG423308
Carbon disulfide	mg/l	0.0392	0.00	.05	78.4	10-166	L404249-01	WG423308
Carbon tetrachloride	mg/l	0.0451	0.00	.05	90.2	22-168	L404249-01	WG423308
Chlorobenzene	mg/l	0.0482	0.00	.05	96.3	33-148	L404249-01	WG423308
Chlorodibromomethane	mg/l	0.0511	0.00	.05	102.	48-151	L404249-01	WG423308
Chloroethane	mg/l	0.0399	0.00380	.05	72.1	4-176	L404249-01	WG423308
Chloroform	mg/l	0.0415	0.00	.05	83.0	37-147	L404249-01	WG423308
Chloromethane	mg/l	0.0402	0.00	.05	80.4	10-174	L404249-01	WG423308
cis-1,2-Dichloroethene	mg/l	0.0484	0.00510	.05	86.6	29-156	L404249-01	WG423308
cis-1,3-Dichloropropene	mg/l	0.0474	0.00	.05	94.7	35-148	L404249-01	WG423308
Dichlorodifluoromethane	mg/l	0.0419	0.00	.05	83.8	0-200	L404249-01	WG423308
Ethylbenzene	mg/l	0.0494	0.00	.05	98.8	29-150	L404249-01	WG423308
Isopropylbenzene	mg/l	0.0517	0.00	.05	103.	35-147	L404249-01	WG423308
Methyl tert-butyl ether	mg/l	0.0443	0.00236	.05	83.9	24-167	L404249-01	WG423308
Methylene Chloride	mg/l	0.0426	0.00	.05	85.2	23-151	L404249-01	WG423308
Styrene	mg/l	0.0537	0.00	.05	107.	38-149	L404249-01	WG423308
Tetrachloroethene	mg/l	0.0493	0.00300	.05	92.6	13-157	L404249-01	WG423308
Toluene	mg/l	0.0444	0.00	.05	88.7	22-152	L404249-01	WG423308

* Performance of this Analyte is outside of established criteria.
For additional information, please see Attachment A 'List of Analytes with QC Qualifiers.'



**ENVIRONMENTAL
SCIENCE CORP.**

12065 Lebanon Rd.
Mt. Juliet, TN 37122
(615) 758-5858
1-800-767-5859
Fax (615) 758-5859

Tax I.D. 62-0814289

Est. 1970

SLR International Corp. - West Linn, OR
Chris Kramer
1800 Blankenship Road, Suite 440
West Linn, OR 97068

Quality Assurance Report
Level II

June 30, 2009

L404245

Analyte	Units	MS Res	Matrix Spike			% Rec	Limit	Ref Samp	Batch
			Ref Res	TV					
trans-1,2-Dichloroethene	mg/l	0.0434	0.00	.05	86.9	11-160	L404249-01	WG423308	
trans-1,3-Dichloropropene	mg/l	0.0488	0.00	.05	97.5	33-153	L404249-01	WG423308	
Trichloroethene	mg/l	0.0476	0.00190	.05	91.4	18-163	L404249-01	WG423308	
Trichlorofluoromethane	mg/l	0.0389	0.00	.05	77.9	10-177	L404249-01	WG423308	
Vinyl chloride	mg/l	0.0439	0.00190	.05	84.0	0-179	L404249-01	WG423308	
4-Bromofluorobenzene					100.5	75-128		WG423308	
Dibromofluoromethane					97.79	79-125		WG423308	
Toluene-d8					96.98	87-114		WG423308	
Mercury	mg/kg	0.250	0.0130	.25	94.8	70-130	L403630-03	WG423494	
Mercury	mg/l	0.00259	0.00	.003	86.3	70-130	L404249-33	WG423435	
PCB 1260	mg/kg	0.184	0.00	.167	110.	10-197	L404028-03	WG423536	
Decachlorobiphenyl					105.5	18.9-115.8		WG423536	
Tetrachloro-m-xylene					102.0	31.8-115.7		WG423536	
1,1,1-Trichloroethane	mg/kg	0.174	0.00	.05	69.7	23-147	L404274-01	WG423576	
1,1,2,2-Tetrachloroethane	mg/kg	0.188	0.00	.05	75.3	18-150	L404274-01	WG423576	
1,1,2-Trichloroethane	mg/kg	0.190	0.00	.05	75.9	35-140	L404274-01	WG423576	
1,1,2-Trichloro-1,2,2-trifluoroethane	mg/kg	0.164	0.00	.05	65.5	10-145	L404274-01	WG423576	
1,1-Dichloroethane	mg/kg	0.189	0.00	.05	75.4	24-148	L404274-01	WG423576	
1,1-Dichloroethene	mg/kg	0.157	0.00	.05	62.8	10-149	L404274-01	WG423576	
1,2,3-Trichlorobenzene	mg/kg	0.205	0.00	.05	82.2	10-129	L404274-01	WG423576	
1,2,4-Trichlorobenzene	mg/kg	0.222	0.00	.05	88.8	10-119	L404274-01	WG423576	
1,2-Dibromo-3-Chloropropane	mg/kg	0.195	0.00	.05	77.8	19-145	L404274-01	WG423576	
1,2-Dibromoethane	mg/kg	0.195	0.00	.05	77.8	24-145	L404274-01	WG423576	
1,2-Dichlorobenzene	mg/kg	0.203	0.00	.05	81.1	12-130	L404274-01	WG423576	
1,2-Dichloroethane	mg/kg	0.172	0.00	.05	68.9	21-155	L404274-01	WG423576	
1,2-Dichloropropane	mg/kg	0.201	0.00	.05	80.6	28-144	L404274-01	WG423576	
1,3-Dichlorobenzene	mg/kg	0.208	0.00	.05	83.0	10-129	L404274-01	WG423576	
1,4-Dichlorobenzene	mg/kg	0.195	0.00	.05	77.9	10-121	L404274-01	WG423576	
2-Butanone (MEK)	mg/kg	0.858	0.00	.25	68.6	21-143	L404274-01	WG423576	
2-Hexanone	mg/kg	0.924	0.00	.25	73.9	22-151	L404274-01	WG423576	
4-Methyl-2-pentanone (MIBK)	mg/kg	0.922	0.00	.25	73.8	31-151	L404274-01	WG423576	
Acetone	mg/kg	0.820	0.0710	.25	59.9	13-158	L404274-01	WG423576	
Benzene	mg/kg	0.175	0.00	.05	70.1	16-143	L404274-01	WG423576	
Bromochloromethane	mg/kg	0.195	0.00	.05	77.9	25-152	L404274-01	WG423576	
Bromodichloromethane	mg/kg	0.171	0.00	.05	68.2	27-139	L404274-01	WG423576	
Bromoform	mg/kg	0.197	0.00	.05	79.0	21-144	L404274-01	WG423576	
Bromomethane	mg/kg	0.140	0.00	.05	56.0	0-180	L404274-01	WG423576	
Carbon disulfide	mg/kg	0.121	0.00	.05	48.3	10-156	L404274-01	WG423576	
Carbon tetrachloride	mg/kg	0.175	0.00	.05	69.9	12-149	L404274-01	WG423576	
Chlorobenzene	mg/kg	0.192	0.00	.05	76.6	17-134	L404274-01	WG423576	
Chlorodibromomethane	mg/kg	0.182	0.00	.05	72.9	28-147	L404274-01	WG423576	
Chloroethane	mg/kg	0.156	0.00	.05	62.5	0-172	L404274-01	WG423576	
Chloroform	mg/kg	0.193	0.00	.05	77.1	28-138	L404274-01	WG423576	
Chloromethane	mg/kg	0.153	0.00	.05	61.1	10-158	L404274-01	WG423576	
cis-1,2-Dichloroethene	mg/kg	0.184	0.00	.05	73.6	21-147	L404274-01	WG423576	
cis-1,3-Dichloropropene	mg/kg	0.193	0.00	.05	77.3	17-145	L404274-01	WG423576	
Dichlorodifluoromethane	mg/kg	0.131	0.00	.05	52.3	0-192	L404274-01	WG423576	
Ethylbenzene	mg/kg	0.190	0.00	.05	75.9	12-137	L404274-01	WG423576	
Isopropylbenzene	mg/kg	0.193	0.00	.05	77.2	14-134	L404274-01	WG423576	
Methyl tert-butyl ether	mg/kg	0.172	0.00	.05	68.7	21-157	L404274-01	WG423576	
Methylene Chloride	mg/kg	0.166	0.00	.05	66.3	12-149	L404274-01	WG423576	

* Performance of this Analyte is outside of established criteria.

For additional information, please see Attachment A 'List of Analytes with QC Qualifiers.'



**ENVIRONMENTAL
SCIENCE CORP.**

12065 Lebanon Rd.
Mt. Juliet, TN 37122
(615) 758-5858
1-800-767-5859
Fax (615) 758-5859

Tax I.D. 62-0814289

Est. 1970

SLR International Corp. - West Linn, OR
Chris Kramer
1800 Blankenship Road, Suite 440

Quality Assurance Report
Level II

West Linn, OR 97068

June 30, 2009

L404245

Analyte	Units	MS Res	Matrix Spike			% Rec	Limit	Ref Samp	Batch
			Ref Res	TV					
Styrene	mg/kg	0.200	0.00	.05	79.8	10-140	L404274-01	WG423576	
Tetrachloroethene	mg/kg	0.175	0.00	.05	69.8	10-131	L404274-01	WG423576	
Toluene	mg/kg	0.180	0.00	.05	72.0	12-136	L404274-01	WG423576	
trans-1,2-Dichloroethene	mg/kg	0.163	0.00	.05	65.2	10-143	L404274-01	WG423576	
trans-1,3-Dichloropropene	mg/kg	0.187	0.00	.05	74.6	16-147	L404274-01	WG423576	
Trichloroethene	mg/kg	0.186	0.00	.05	74.5	10-155	L404274-01	WG423576	
Trichlorofluoromethane	mg/kg	0.145	0.00	.05	57.9	10-154	L404274-01	WG423576	
Vinyl chloride	mg/kg	0.158	0.00	.05	63.3	10-159	L404274-01	WG423576	
4-Bromofluorobenzene					95.82	59-140		WG423576	
Dibromofluoromethane					90.56	63-139		WG423576	
Toluene-d8					100.5	84-116		WG423576	
1,1,1-Trichloroethane	mg/kg	0.0401	0.00	.05	80.2	23-147	L403960-01	WG423651	
1,1,2,2-Tetrachloroethane	mg/kg	0.0371	0.00	.05	74.2	18-150	L403960-01	WG423651	
1,1,2-Trichloroethane	mg/kg	0.0413	0.00	.05	82.6	35-140	L403960-01	WG423651	
1,1,2-Trichloro-1,2,2-trifluoroethane	mg/kg	0.0437	0.00	.05	87.5	10-145	L403960-01	WG423651	
1,1-Dichloroethane	mg/kg	0.0410	0.00	.05	82.0	24-148	L403960-01	WG423651	
1,1-Dichloroethene	mg/kg	0.0445	0.00	.05	88.9	10-149	L403960-01	WG423651	
1,2,3-Trichlorobenzene	mg/kg	0.0213	0.00	.05	42.5	10-129	L403960-01	WG423651	
1,2,4-Trichlorobenzene	mg/kg	0.0234	0.00	.05	46.8	10-119	L403960-01	WG423651	
1,2-Dibromo-3-Chloropropane	mg/kg	0.0402	0.00	.05	80.3	19-145	L403960-01	WG423651	
1,2-Dibromoethane	mg/kg	0.0385	0.00	.05	77.1	24-145	L403960-01	WG423651	
1,2-Dichlorobenzene	mg/kg	0.0359	0.00	.05	71.8	12-130	L403960-01	WG423651	
1,2-Dichloroethane	mg/kg	0.0380	0.00	.05	76.0	21-155	L403960-01	WG423651	
1,2-Dichloropropane	mg/kg	0.0424	0.00	.05	84.8	28-144	L403960-01	WG423651	
1,3-Dichlorobenzene	mg/kg	0.0349	0.00	.05	69.7	10-129	L403960-01	WG423651	
1,4-Dichlorobenzene	mg/kg	0.0340	0.00	.05	67.9	10-121	L403960-01	WG423651	
2-Butanone (MEK)	mg/kg	0.163	0.00	.25	65.2	21-143	L403960-01	WG423651	
2-Hexanone	mg/kg	0.185	0.00	.25	73.9	22-151	L403960-01	WG423651	
4-Methyl-2-pentanone (MIBK)	mg/kg	0.178	0.00	.25	71.3	31-151	L403960-01	WG423651	
Acetone	mg/kg	0.189	0.00	.25	75.6	13-158	L403960-01	WG423651	
Benzene	mg/kg	0.0407	0.00	.05	81.4	16-143	L403960-01	WG423651	
Bromochloromethane	mg/kg	0.0438	0.00	.05	87.7	25-152	L403960-01	WG423651	
Bromodichloromethane	mg/kg	0.0407	0.00	.05	81.3	27-139	L403960-01	WG423651	
Bromoform	mg/kg	0.0408	0.00	.05	81.6	21-144	L403960-01	WG423651	
Bromomethane	mg/kg	0.0427	0.00	.05	85.4	0-180	L403960-01	WG423651	
Carbon disulfide	mg/kg	0.0385	0.00	.05	77.1	10-156	L403960-01	WG423651	
Carbon tetrachloride	mg/kg	0.0387	0.00	.05	77.5	12-149	L403960-01	WG423651	
Chlorobenzene	mg/kg	0.0401	0.00	.05	80.2	17-134	L403960-01	WG423651	
Chlorodibromomethane	mg/kg	0.0423	0.00	.05	84.5	28-147	L403960-01	WG423651	
Chloroethane	mg/kg	0.0436	0.00	.05	87.2	0-172	L403960-01	WG423651	
Chloroform	mg/kg	0.0396	0.00	.05	79.3	28-138	L403960-01	WG423651	
Chloromethane	mg/kg	0.0380	0.00	.05	76.0	10-158	L403960-01	WG423651	
cis-1,2-Dichloroethene	mg/kg	0.0424	0.00	.05	84.8	21-147	L403960-01	WG423651	
cis-1,3-Dichloropropene	mg/kg	0.0388	0.00	.05	77.7	17-145	L403960-01	WG423651	
Dichlorodifluoromethane	mg/kg	0.0393	0.00	.05	78.6	0-192	L403960-01	WG423651	
Ethylbenzene	mg/kg	0.0395	0.00	.05	79.0	12-137	L403960-01	WG423651	
Isopropylbenzene	mg/kg	0.0395	0.00	.05	79.0	14-134	L403960-01	WG423651	
Methyl tert-butyl ether	mg/kg	0.0393	0.00	.05	78.6	21-157	L403960-01	WG423651	
Methylene Chloride	mg/kg	0.0410	0.00	.05	82.0	12-149	L403960-01	WG423651	
Styrene	mg/kg	0.0392	0.00	.05	78.5	10-140	L403960-01	WG423651	
Tetrachloroethene	mg/kg	0.0383	0.00	.05	76.5	10-131	L403960-01	WG423651	
Toluene	mg/kg	0.0374	0.00	.05	74.9	12-136	L403960-01	WG423651	
trans-1,2-Dichloroethene	mg/kg	0.0428	0.00	.05	85.5	10-143	L403960-01	WG423651	
trans-1,3-Dichloropropene	mg/kg	0.0362	0.00	.05	72.4	16-147	L403960-01	WG423651	
Trichloroethene	mg/kg	0.0411	0.00	.05	82.3	10-155	L403960-01	WG423651	
Trichlorofluoromethane	mg/kg	0.0402	0.00	.05	80.3	10-154	L403960-01	WG423651	
Vinyl chloride	mg/kg	0.0394	0.00	.05	78.8	10-159	L403960-01	WG423651	

* Performance of this Analyte is outside of established criteria.

For additional information, please see Attachment A 'List of Analytes with QC Qualifiers.'



**ENVIRONMENTAL
SCIENCE CORP.**

12065 Lebanon Rd.
Mt. Juliet, TN 37122
(615) 758-5858
1-800-767-5859
Fax (615) 758-5859

Tax I.D. 62-0814289

Est. 1970

SLR International Corp. - West Linn, OR
Chris Kramer
1800 Blankenship Road, Suite 440
West Linn, OR 97068

Quality Assurance Report
Level II

June 30, 2009

L404245

Analyte	Units	MS Res	Matrix Spike		% Rec	Limit	Ref Samp	Batch
			Ref Res	TV				
4-Bromofluorobenzene					99.21	59-140		
Dibromofluoromethane					98.66	63-139		
Toluene-d8					96.75	84-116		
Diesel (C7-C26)	mg/kg	23.7	0.00	30	79.0	50-150	L404242-05	WG423285
Motor Oil (C16-C40)	mg/kg	30.2	3.80	30	88.0	50-150	L404242-05	WG423285
o-Terphenyl					76.66	50-150		
1,2,4,5-Tetrachlorobenzene	ppm	0.275	0.00	.333	82.7	47-111	L404242-05	WG423526
2,4,5-Trichlorophenol	ppm	0.277	0.00	.333	83.3	28-128	L404242-05	WG423526
2,4,6-Trichlorophenol	ppm	0.263	0.00	.333	78.9	27-128	L404242-05	WG423526
2,4-Dichlorophenol	ppm	0.254	0.00	.333	76.2	39-116	L404242-05	WG423526
2,4-Dimethylphenol	ppm	0.418	0.00	.333	125.*	50-119	L404242-05	WG423526
2,4-Dinitrophenol	ppm	0.146	0.00	.333	44.0	10-123	L404242-05	WG423526
2,4-Dinitrotoluene	ppm	0.281	0.00	.333	84.4	52-121	L404242-05	WG423526
2,6-Dinitrotoluene	ppm	0.253	0.00	.333	75.9	53-114	L404242-05	WG423526
2-Chloronaphthalene	ppm	0.233	0.00	.333	70.1	52-101	L404242-05	WG423526
2-Chlorophenol	ppm	0.231	0.00	.333	69.3	41-112	L404242-05	WG423526
2-Methylnaphthalene	ppm	0.238	0.00	.333	71.3	48-109	L404242-05	WG423526
2-Methylphenol	ppm	0.259	0.00	.333	77.9	56-111	L404242-05	WG423526
2-Nitroaniline	ppm	0.257	0.00	.333	77.3	52-117	L404242-05	WG423526
2-Nitrophenol	ppm	0.252	0.00	.333	75.6	23-117	L404242-05	WG423526
3&4-Methyl Phenol	ppm	0.298	0.00	.333	89.4	50-134	L404242-05	WG423526
3,3-Dichlorobenzidine	ppm	0.132	0.00	.333	39.7	10-133	L404242-05	WG423526
3-Nitroaniline	ppm	0.224	0.00	.333	67.2	5-134	L404242-05	WG423526
4,6-Dinitro-2-methylphenol	ppm	0.175	0.00	.333	52.7	10-124	L404242-05	WG423526
4-Bromophenyl-phenylether	ppm	0.224	0.00	.333	67.3	37-103	L404242-05	WG423526
4-Chloro-3-methylphenol	ppm	0.255	0.00	.333	76.6	52-119	L404242-05	WG423526
4-Chloroaniline	ppm	0.245	0.00	.333	73.7	4-134	L404242-05	WG423526
4-Chlorophenyl-phenylether	ppm	0.236	0.00	.333	71.0	53-105	L404242-05	WG423526
4-Nitroaniline	ppm	0.260	0.00	.333	78.1	12-129	L404242-05	WG423526
4-Nitrophenol	ppm	0.267	0.00	.333	80.2	15-140	L404242-05	WG423526
Acenaphthene	ppm	0.258	0.00	.333	77.3	52-102	L404242-05	WG423526
Acenaphthylene	ppm	0.264	0.00	.333	79.2	54-103	L404242-05	WG423526
Acetophenone	ppm	0.230	0.00	.333	69.0	38-94	L404242-05	WG423526
Anthracene	ppm	0.257	0.00	.333	77.2	55-114	L404242-05	WG423526
Atrazine	ppm	0.303	0.00	.333	90.9	40-144	L404242-05	WG423526
Benzaldehyde	ppm	0.0946	0.00	.333	28.4	0-100	L404242-05	WG423526
Benzo(a)anthracene	ppm	0.263	0.00	.333	78.9	37-124	L404242-05	WG423526
Benzo(a)pyrene	ppm	0.266	0.00	.333	79.8	44-129	L404242-05	WG423526
Benzo(b)fluoranthene	ppm	0.239	0.00	.333	71.9	28-135	L404242-05	WG423526
Benzo(g,h,i)perylene	ppm	0.278	0.00	.333	83.4	25-123	L404242-05	WG423526
Benzo(k)fluoranthene	ppm	0.277	0.00	.333	83.1	41-116	L404242-05	WG423526
Benzylbutyl phthalate	ppm	0.282	0.00	.333	84.6	45-143	L404242-05	WG423526
Biphenyl	ppm	0.235	0.00	.333	70.7	49-103	L404242-05	WG423526
Bis(2-chlorethoxy)methane	ppm	0.236	0.00	.333	70.8	48-108	L404242-05	WG423526
Bis(2-chloroethyl)ether	ppm	0.201	0.00	.333	60.4	36-115	L404242-05	WG423526
Bis(2-chloroisopropyl)ether	ppm	0.228	0.00	.333	68.5	44-109	L404242-05	WG423526
Bis(2-ethylhexyl)phthalate	ppm	0.278	0.00	.333	83.4	40-128	L404242-05	WG423526
Caprolactam	ppm	0.283	0.00	.333	85.1	26-140	L404242-05	WG423526
Carbazole	ppm	0.256	0.00	.333	76.8	43-122	L404242-05	WG423526
Chrysene	ppm	0.244	0.00	.333	73.1	39-119	L404242-05	WG423526
Di-n-butyl phthalate	ppm	0.266	0.00	.333	80.0	49-121	L404242-05	WG423526
Di-n-octyl phthalate	ppm	0.267	0.00	.333	80.3	40-132	L404242-05	WG423526
Dibenz(a,h)anthracene	ppm	0.249	0.00	.333	74.8	29-123	L404242-05	WG423526
Dibenzofuran	ppm	0.259	0.00	.333	77.8	54-111	L404242-05	WG423526
Diethyl phthalate	ppm	0.254	0.00	.333	76.3	51-113	L404242-05	WG423526
Dimethyl phthalate	ppm	0.257	0.00	.333	77.2	54-108	L404242-05	WG423526
Fluoranthene	ppm	0.276	0.00	.333	83.0	23-143	L404242-05	WG423526

* Performance of this Analyte is outside of established criteria.
For additional information, please see Attachment A 'List of Analytes with QC Qualifiers.'



**ENVIRONMENTAL
SCIENCE CORP.**

12065 Lebanon Rd.
Mt. Juliet, TN 37122
(615) 758-5858
1-800-767-5859
Fax (615) 758-5859

Tax I.D. 62-0814289

Est. 1970

SLR International Corp. - West Linn, OR
Chris Kramer
1800 Blankenship Road, Suite 440

Quality Assurance Report
Level II

West Linn, OR 97068

June 30, 2009

L404245

Analyte	Units	MS Res	Matrix Spike		% Rec	Limit	Ref Samp	Batch
			Ref Res	TV				
Fluorene	ppm	0.274	0.00	.333	82.3	53-107	L404242-05	WG423526
Hexachloro-1,3-butadiene	ppm	0.267	0.00	.333	80.1	39-113	L404242-05	WG423526
Hexachlorobenzene	ppm	0.236	0.00	.333	71.0	49-108	L404242-05	WG423526
Hexachlorocyclopentadiene	ppm	0.214	0.00	.333	64.2	10-131	L404242-05	WG423526
Hexachloroethane	ppm	0.220	0.00	.333	66.2	25-118	L404242-05	WG423526
Indeno(1,2,3-cd)pyrene	ppm	0.254	0.00	.333	76.3	28-125	L404242-05	WG423526
Isophorone	ppm	0.230	0.00	.333	69.0	51-115	L404242-05	WG423526
n-Nitrosodi-n-propylamine	ppm	0.220	0.00	.333	66.1	54-110	L404242-05	WG423526
n-Nitrosodiphenylamine	ppm	0.233	0.00	.333	70.1	54-138	L404242-05	WG423526
Naphthalene	ppm	0.227	0.00	.333	68.2	41-100	L404242-05	WG423526
Nitrobenzene	ppm	0.217	0.00	.333	65.3	40-102	L404242-05	WG423526
Pentachlorophenol	ppm	0.289	0.00	.333	86.8	10-146	L404242-05	WG423526
Phenanthrene	ppm	0.261	0.00	.333	78.5	37-125	L404242-05	WG423526
Phenol	ppm	0.241	0.00	.333	72.5	52-111	L404242-05	WG423526
Pyrene	ppm	0.247	0.00	.333	74.2	22-151	L404242-05	WG423526
2,4,6-Tribromophenol					85.13	25-137		WG423526
2-Fluorobiphenyl					72.75	30-120		WG423526
2-Fluorophenol					76.59	26-130		WG423526
Nitrobenzene-d5					70.28	18-119		WG423526
Phenol-d5					72.13	37-141		WG423526
p-Terphenyl-d14					86.42	23-143		WG423526
PCB 1260	mg/kg	0.180	0.00	.167	108.	10-197	L404470-08	WG423738
Decachlorobiphenyl					111.7	18.9-115.8		WG423738
Tetrachloro-m-xylene					102.3	31.8-115.7		WG423738
1,2,4,5-Tetrachlorobenzene	ppm	0.203	0.00	.333	60.9	47-111	L404627-01	WG423966
2,4,5-Trichlorophenol	ppm	0.195	0.00	.333	58.5	28-128	L404627-01	WG423966
2,4,6-Trichlorophenol	ppm	0.194	0.00	.333	58.2	27-128	L404627-01	WG423966
2,4-Dichlorophenol	ppm	0.192	0.00	.333	57.7	39-116	L404627-01	WG423966
2,4-Dimethylphenol	ppm	0.293	0.00	.333	87.9	50-119	L404627-01	WG423966
2,4-Dinitrophenol	ppm	0.130	0.00	.333	39.1	10-123	L404627-01	WG423966
2,4-Dinitrotoluene	ppm	0.186	0.00	.333	55.8	52-121	L404627-01	WG423966
2,6-Dinitrotoluene	ppm	0.185	0.00	.333	55.5	53-114	L404627-01	WG423966
2-Chloronaphthalene	ppm	0.177	0.00	.333	53.2	52-101	L404627-01	WG423966
2-Chlorophenol	ppm	0.174	0.00	.333	52.2	41-112	L404627-01	WG423966
2-Methylnaphthalene	ppm	0.186	0.00	.333	55.7	48-109	L404627-01	WG423966
2-Methylphenol	ppm	0.193	0.00	.333	57.9	56-111	L404627-01	WG423966
2-Nitroaniline	ppm	0.175	0.00	.333	52.5	52-117	L404627-01	WG423966
2-Nitrophenol	ppm	0.181	0.00	.333	54.3	23-117	L404627-01	WG423966
3&4-Methyl Phenol	ppm	0.213	0.00	.333	63.8	50-134	L404627-01	WG423966
3,3-Dichlorobenzidine	ppm	0.143	0.00	.333	42.9	10-133	L404627-01	WG423966
3-Nitroaniline	ppm	0.141	0.00	.333	42.3	5-134	L404627-01	WG423966
4,6-Dinitro-2-methylphenol	ppm	0.171	0.00	.333	51.4	10-124	L404627-01	WG423966
4-Bromophenyl-phenylether	ppm	0.177	0.00	.333	53.2	37-103	L404627-01	WG423966
4-Chloro-3-methylphenol	ppm	0.186	0.00	.333	55.9	52-119	L404627-01	WG423966
4-Chloroaniline	ppm	0.172	0.00	.333	51.5	4-134	L404627-01	WG423966
4-Chlorophenyl-phenylether	ppm	0.185	0.00	.333	55.4	53-105	L404627-01	WG423966
4-Nitroaniline	ppm	0.147	0.00	.333	44.2	12-129	L404627-01	WG423966
4-Nitrophenol	ppm	0.186	0.00	.333	56.0	15-140	L404627-01	WG423966
Acenaphthene	ppm	0.190	0.00	.333	57.0	52-102	L404627-01	WG423966
Acenaphthylene	ppm	0.191	0.00	.333	57.4	54-103	L404627-01	WG423966
Acetophenone	ppm	0.164	0.00	.333	49.3	38-94	L404627-01	WG423966
Anthracene	ppm	0.197	0.00	.333	59.1	55-114	L404627-01	WG423966
Atrazine	ppm	0.206	0.00	.333	62.0	40-144	L404627-01	WG423966
Benzaldehyde	ppm	0.0619	0.00	.333	18.6	0-100	L404627-01	WG423966
Benzo(a)anthracene	ppm	0.186	0.00	.333	55.8	37-124	L404627-01	WG423966

* Performance of this Analyte is outside of established criteria.

For additional information, please see Attachment A 'List of Analytes with QC Qualifiers.'



**ENVIRONMENTAL
SCIENCE CORP.**

12065 Lebanon Rd.
Mt. Juliet, TN 37122
(615) 758-5858
1-800-767-5859
Fax (615) 758-5859

Tax I.D. 62-0814289

Est. 1970

SLR International Corp. - West Linn, OR
Chris Kramer
1800 Blankenship Road, Suite 440

Quality Assurance Report
Level II

West Linn, OR 97068

L404245

June 30, 2009

Analyte	Units	MS Res	Matrix Spike			% Rec	Limit	Ref Samp	Batch
			Ref Res	TV					
Benzo(a)pyrene	ppm	0.187	0.00	.333	56.2	44-129	L404627-01	WG423966	
Benzo(b)fluoranthene	ppm	0.185	0.00	.333	55.6	28-135	L404627-01	WG423966	
Benzo(g,h,i)perylene	ppm	0.186	0.00	.333	55.8	25-123	L404627-01	WG423966	
Benzo(k)fluoranthene	ppm	0.183	0.00	.333	54.8	41-116	L404627-01	WG423966	
Benzybutyl phthalate	ppm	0.189	0.00	.333	56.7	45-143	L404627-01	WG423966	
Biphenyl	ppm	0.174	0.00	.333	52.2	49-103	L404627-01	WG423966	
Bis(2-chlorethoxy)methane	ppm	0.165	0.00	.333	49.5	48-108	L404627-01	WG423966	
Bis(2-chloroethyl)ether	ppm	0.163	0.00	.333	48.9	36-115	L404627-01	WG423966	
Bis(2-chloroisopropyl)ether	ppm	0.168	0.00	.333	50.6	44-109	L404627-01	WG423966	
Bis(2-ethylhexyl)phthalate	ppm	0.181	0.00	.333	54.4	40-128	L404627-01	WG423966	
Caprolactam	ppm	0.166	0.00	.333	49.8	26-140	L404627-01	WG423966	
Carbazole	ppm	0.162	0.00	.333	48.5	43-122	L404627-01	WG423966	
Chrysene	ppm	0.171	0.00	.333	51.3	39-119	L404627-01	WG423966	
Di-n-butyl phthalate	ppm	0.180	0.00	.333	54.2	49-121	L404627-01	WG423966	
Di-n-octyl phthalate	ppm	0.173	0.00	.333	52.0	40-132	L404627-01	WG423966	
Dibenz(a,h)anthracene	ppm	0.183	0.00	.333	54.9	29-123	L404627-01	WG423966	
Dibenzofuran	ppm	0.186	0.00	.333	55.9	54-111	L404627-01	WG423966	
Diethyl phthalate	ppm	0.178	0.00	.333	53.5	51-113	L404627-01	WG423966	
Dimethyl phthalate	ppm	0.173	0.00	.333	52.0*	54-108	L404627-01	WG423966	
Fluoranthene	ppm	0.200	0.00	.333	60.2	23-143	L404627-01	WG423966	
Fluorene	ppm	0.191	0.00	.333	57.4	53-107	L404627-01	WG423966	
Hexachloro-1,3-butadiene	ppm	0.203	0.00	.333	60.9	39-113	L404627-01	WG423966	
Hexachlorobenzene	ppm	0.213	0.00	.333	64.0	49-108	L404627-01	WG423966	
Hexachlorocyclopentadiene	ppm	0.0594	0.00	.333	17.8	10-131	L404627-01	WG423966	
Hexachloroethane	ppm	0.153	0.00	.333	45.9	25-118	L404627-01	WG423966	
Indeno(1,2,3-cd)pyrene	ppm	0.181	0.00	.333	54.3	28-125	L404627-01	WG423966	
Isophorone	ppm	0.164	0.00	.333	49.3*	51-115	L404627-01	WG423966	
n-Nitrosodi-n-propylamine	ppm	0.172	0.00	.333	51.6*	54-110	L404627-01	WG423966	
n-Nitrosodiphenylamine	ppm	0.166	0.00	.333	50.0*	54-138	L404627-01	WG423966	
Naphthalene	ppm	0.176	0.00	.333	52.9	41-100	L404627-01	WG423966	
Nitrobenzene	ppm	0.159	0.00	.333	47.6	40-102	L404627-01	WG423966	
Pentachlorophenol	ppm	0.205	0.00	.333	61.7	10-146	L404627-01	WG423966	
Phenanthrene	ppm	0.185	0.00	.333	55.5	37-125	L404627-01	WG423966	
Phenol	ppm	0.185	0.00	.333	55.4	52-111	L404627-01	WG423966	
Pyrene	ppm	0.182	0.00	.333	54.5	22-151	L404627-01	WG423966	
2,4,6-Tribromophenol					61.71	25-137		WG423966	
2-Fluorobiphenyl					46.65	30-120		WG423966	
2-Fluorophenol					45.80	26-130		WG423966	
Nitrobenzene-d5					38.51	18-119		WG423966	
Phenol-d5					44.40	37-141		WG423966	
p-Terphenyl-d14					55.19	23-143		WG423966	
Arsenic	mg/kg	46.3	0.00	50	92.6	75-125	L404615-03	WG423987	
Beryllium	mg/kg	50.1	0.100	50	100.	75-125	L404615-03	WG423987	
Cadmium	mg/kg	48.7	0.00	50	97.4	75-125	L404615-03	WG423987	
Chromium	mg/kg	59.0	9.10	50	99.8	75-125	L404615-03	WG423987	
Copper	mg/kg	50.2	0.0606	50	100.	75-125	L404615-03	WG423987	
Lead	mg/kg	50.6	2.80	50	95.6	75-125	L404615-03	WG423987	
Nickel	mg/kg	51.5	2.88	50	97.2	75-125	L404615-03	WG423987	
Selenium	mg/kg	50.1	4.20	50	91.8	75-125	L404615-03	WG423987	
Silver	mg/kg	49.5	0.00	50	99.0	75-125	L404615-03	WG423987	
Zinc	mg/kg	85.2	25.8	50	119.	75-125	L404615-03	WG423987	
Antimony	mg/kg	12.6	0.00	50	25.2*	75-125	L404615-03	WG423987	
Thallium	mg/kg	32.1	0.00	50	64.2*	75-125	L404615-03	WG423987	
Beryllium	mg/l	1.12	0.00044	1.13	99.1	75-125	L404278-01	WG424073	
Cadmium	mg/l	1.16	0.00021	1.13	103.	75-125	L404278-01	WG424073	

* Performance of this Analyte is outside of established criteria.

For additional information, please see Attachment A 'List of Analytes with QC Qualifiers.'



ENVIRONMENTAL SCIENCE CORP.

12065 Lebanon Rd.
Mt. Juliet, TN 37122
(615) 758-5858
1-800-767-5859
Fax (615) 758-5859

Tax I.D. 62-0814289

Est. 1970

SLR International Corp. - West Linn, OR
Chris Kramer
1800 Blankenship Road, Suite 440
West Linn, OR 97068

Quality Assurance Report Level II

June 30, 2009

L404245

Analyte	Units	MS Res	Matrix Spike			% Rec	Limit	Ref Samp	Batch
			Ref Res	TV					
Chromium	mg/l	1.11	0.00100	1.13	98.1	75-125	L404278-01	WG424073	
Copper	mg/l	1.13	0.00210	1.13	99.8	75-125	L404278-01	WG424073	
Lead	mg/l	1.14	0.00171	1.13	101.	75-125	L404278-01	WG424073	
Nickel	mg/l	1.12	0.00	1.13	99.1	75-125	L404278-01	WG424073	
Selenium	mg/l	1.08	0.00	1.13	95.6	75-125	L404278-01	WG424073	
Silver	mg/l	0.0805	0.00330	1.13	6.83*	75-125	L404278-01	WG424073	
Zinc	mg/l	1.10	0.00	1.13	97.3	75-125	L404278-01	WG424073	
Arsenic	mg/kg	43.6	2.20	50	82.8	75-125	L404245-08	WG423988	
Cadmium	mg/kg	44.1	0.270	50	87.7	75-125	L404245-08	WG423988	
Chromium	mg/kg	64.5	28.0	50	73.0*	75-125	L404245-08	WG423988	
Copper	mg/kg	56.1	11.0	50	90.2	75-125	L404245-08	WG423988	
Lead	mg/kg	44.7	2.70	50	84.0	75-125	L404245-08	WG423988	
Nickel	mg/kg	77.7	37.0	50	81.4	75-125	L404245-08	WG423988	
Selenium	mg/kg	41.1	0.00	50	82.2	75-125	L404245-08	WG423988	
Silver	mg/kg	44.8	0.840	50	87.9	75-125	L404245-08	WG423988	
Thallium	mg/kg	47.8	8.20	50	79.2	75-125	L404245-08	WG423988	
Zinc	mg/kg	66.8	28.0	50	77.6	75-125	L404245-08	WG423988	
Beryllium	mg/kg	46.1	0.00	50	9.22*	75-125	L404245-08	WG423988	
Antimony	mg/l	0.0524	0.00	.0567	92.4	75-125	L404219-04	WG424006	
Arsenic	mg/l	0.0721	0.0160	.0567	98.9	75-125	L404219-04	WG424006	
Thallium	mg/l	0.0543	0.00	.0567	95.8	75-125	L404219-04	WG424006	
Antimony	mg/kg	19.3	0.00	50	38.6*	75-125	L404245-08	WG423988	
Gasoline Range Organics-NWTPH a,a,a-Trifluorotoluene(FID)	mg/kg	4.20	0.110	5.5	74.4	55-109	L405724-14	WG425185	
					110.1	59-128		WG425185	
Antimony	mg/l	0.0564	0.00	.0567	99.5	75-125	L406275-03	WG425399	
Arsenic	mg/l	0.0522	0.00	.0567	92.1	75-125	L406275-03	WG425399	
Thallium	mg/l	0.0569	0.00	.0567	100.	75-125	L406275-03	WG425399	
Mercury	mg/l	0.00278	0.00	.003	92.7	70-130	L404245-06	WG425445	
Beryllium	mg/l	1.09	0.00005	1.13	96.5	75-125	L405775-15	WG425305	
Cadmium	mg/l	1.13	0.00	1.13	100.	75-125	L405775-15	WG425305	
Chromium	mg/l	1.13	0.00	1.13	100.	75-125	L405775-15	WG425305	
Copper	mg/l	1.30	0.128	1.13	104.	75-125	L405775-15	WG425305	
Lead	mg/l	1.13	0.0130	1.13	98.9	75-125	L405775-15	WG425305	
Nickel	mg/l	1.13	0.00	1.13	100.	75-125	L405775-15	WG425305	
Selenium	mg/l	1.08	0.00500	1.13	95.1	75-125	L405775-15	WG425305	
Silver	mg/l	1.05	0.00	1.13	92.9	75-125	L405775-15	WG425305	
Zinc	mg/l	6.16	4.94	1.13	108.	75-125	L405775-15	WG425305	
Diesel (C7-C26)	mg/kg	31.8	8.90	30	76.4	50-150	L404245-12	WG425725	
Motor Oil (C16-C40)	mg/kg	65.5	63.0	30	8.22*	50-150	L404245-12	WG425725	
o-Terphenyl					75.48	50-150		WG425725	

* Performance of this Analyte is outside of established criteria.
For additional information, please see Attachment A 'List of Analytes with QC Qualifiers.'



**ENVIRONMENTAL
SCIENCE CORP.**

12065 Lebanon Rd.
Mt. Juliet, TN 37122
(615) 758-5858
1-800-767-5859
Fax (615) 758-5859

Tax I.D. 62-0814289

Est. 1970

SLR International Corp. - West Linn, OR
Chris Kramer
1800 Blankenship Road, Suite 440

Quality Assurance Report
Level II

West Linn, OR 97068

June 30, 2009

L404245

Analyte	Units	MSD	Matrix Spike Duplicate		Limit	RPD	Limit Ref	Samp	Batch
			Ref	%Rec					
1,1,1-Trichloroethane	mg/l	0.0459	0.0451	91.7	31-161	1.64	23	L404249-01	WG423308
1,1,2,2-Tetrachloroethane	mg/l	0.0475	0.0448	95.0	49-149	5.75	22	L404249-01	WG423308
1,1,2-Trichloroethane	mg/l	0.0451	0.0438	90.1	46-145	2.86	20	L404249-01	WG423308
1,1,2-Trichloro-1,2,2-trifluoroethane	mg/l	0.0392	0.0394	78.5	14-168	0.321	24	L404249-01	WG423308
1,1-Dichloroethane	mg/l	0.0644	0.0638	88.8	30-159	0.934	21	L404249-01	WG423308
1,1-Dichloroethene	mg/l	0.0398	0.0399	79.5	10-162	0.454	23	L404249-01	WG423308
1,2,3-Trichlorobenzene	mg/l	0.0509	0.0509	102.	32-143	0.112	33	L404249-01	WG423308
1,2,4-Trichlorobenzene	mg/l	0.0503	0.0514	101.	27-142	2.19	30	L404249-01	WG423308
1,2-Dichloro-3-Chloropropane	mg/l	0.0503	0.0455	101.	37-148	9.98	27	L404249-01	WG423308
1,2-Dibromoethane	mg/l	0.0483	0.0465	96.6	41-149	3.79	21	L404249-01	WG423308
1,2-Dichlorobenzene	mg/l	0.0486	0.0491	97.1	40-139	1.16	23	L404249-01	WG423308
1,2-Dichloroethane	mg/l	0.0442	0.0432	88.4	29-167	2.30	21	L404249-01	WG423308
1,2-Dichloropropane	mg/l	0.0439	0.0424	87.9	39-148	3.46	20	L404249-01	WG423308
1,3-Dichlorobenzene	mg/l	0.0498	0.0494	99.5	32-148	0.733	24	L404249-01	WG423308
1,4-Dichlorobenzene	mg/l	0.0486	0.0486	96.5	32-136	0.117	23	L404249-01	WG423308
2-Butanone (MEK)	mg/l	0.198	0.185	79.4	32-151	7.26	26	L404249-01	WG423308
2-Hexanone	mg/l	0.253	0.229	101.	41-155	10.1	28	L404249-01	WG423308
4-Methyl-2-pentanone (MIBK)	mg/l	0.239	0.218	95.5	40-160	9.13	28	L404249-01	WG423308
Acetone	mg/l	0.207	0.190	82.7	25-157	8.45	26	L404249-01	WG423308
Benzene	mg/l	0.0440	0.0437	86.9	16-158	0.752	21	L404249-01	WG423308
Bromochloromethane	mg/l	0.0444	0.0450	88.7	36-154	1.35	21	L404249-01	WG423308
Bromodichloromethane	mg/l	0.0472	0.0458	94.4	45-147	3.05	20	L404249-01	WG423308
Bromoform	mg/l	0.0536	0.0524	107.	38-152	2.11	20	L404249-01	WG423308
Bromomethane	mg/l	0.0378	0.0378	75.6	0-191	0.093	35	L404249-01	WG423308
Carbon disulfide	mg/l	0.0380	0.0392	75.9	10-166	3.26	25	L404249-01	WG423308
Carbon tetrachloride	mg/l	0.0456	0.0451	91.3	22-168	1.18	24	L404249-01	WG423308
Chlorobenzene	mg/l	0.0494	0.0482	98.7	33-148	2.43	22	L404249-01	WG423308
Chlorodibromomethane	mg/l	0.0519	0.0511	104.	48-151	1.61	21	L404249-01	WG423308
Chloroethane	mg/l	0.0383	0.0399	69.1	4-176	3.90	27	L404249-01	WG423308
Chloroform	mg/l	0.0421	0.0415	84.1	37-147	1.36	21	L404249-01	WG423308
Chloromethane	mg/l	0.0400	0.0402	80.1	10-174	0.463	28	L404249-01	WG423308
cis-1,2-Dichloroethene	mg/l	0.0484	0.0484	86.7	29-156	0.037	22	L404249-01	WG423308
cis-1,3-Dichloropropene	mg/l	0.0483	0.0474	96.6	35-148	1.95	21	L404249-01	WG423308
Dichlorodifluoromethane	mg/l	0.0420	0.0419	84.0	0-200	0.275	26	L404249-01	WG423308
Ethylbenzene	mg/l	0.0494	0.0494	98.8	29-150	0.016	24	L404249-01	WG423308
Isopropylbenzene	mg/l	0.0513	0.0517	103.	35-147	0.798	25	L404249-01	WG423308
Methyl tert-butyl ether	mg/l	0.0462	0.0443	87.6	24-167	4.06	22	L404249-01	WG423308
Methylene Chloride	mg/l	0.0422	0.0426	84.4	23-151	0.979	21	L404249-01	WG423308
Styrene	mg/l	0.0539	0.0537	108.	38-149	0.192	23	L404249-01	WG423308
Tetrachloroethene	mg/l	0.0493	0.0493	92.6	13-157	0.009	24	L404249-01	WG423308
Toluene	mg/l	0.0458	0.0444	91.6	22-152	3.20	22	L404249-01	WG423308
trans-1,2-Dichloroethene	mg/l	0.0438	0.0434	87.6	11-160	0.849	23	L404249-01	WG423308
trans-1,3-Dichloropropene	mg/l	0.0497	0.0488	99.3	33-153	1.80	22	L404249-01	WG423308
Trichloroethene	mg/l	0.0488	0.0476	93.8	18-163	2.53	21	L404249-01	WG423308
Trichlorofluoromethane	mg/l	0.0389	0.0389	77.8	10-177	0.120	24	L404249-01	WG423308
Vinyl chloride	mg/l	0.0449	0.0439	86.0	0-179	2.25	26	L404249-01	WG423308
4-Bromofluorobenzene				99.97	75-128				WG423308
Dibromofluoromethane				98.51	79-125				WG423308
Toluene-d8				97.09	87-114				WG423308
Mercury	mg/kg	0.239	0.250	90.4	70-130	4.50	20	L403630-03	WG423494
Mercury	mg/l	0.0026	0.0025	87.3	70-130	1.15	20	L404249-33	WG423435
PCB 1260	mg/kg	0.165	0.184	98.6	10-197	11.2	39	L404028-03	WG423536
Decachlorobiphenyl				92.87	18.9-115.8				WG423536
Tetrachloro-m-xylene				109.7	31.8-115.7				WG423536

* Performance of this Analyte is outside of established criteria.

For additional information, please see Attachment A 'List of Analytes with QC Qualifiers.'



**ENVIRONMENTAL
SCIENCE CORP.**

12065 Lebanon Rd.
Mt. Juliet, TN 37122
(615) 758-5858
1-800-767-5859
Fax (615) 758-5859

Tax I.D. 62-0814289

Est. 1970

SLR International Corp. - West Linn, OR
Chris Kramer
1800 Blankenship Road, Suite 440
West Linn, OR 97068

Quality Assurance Report
Level II

June 30, 2009

L404245

Analyte	Units	MSD	Matrix Spike Duplicate		Limit	RPD	Limit	Ref	Samp	Batch
			Ref	%Rec						
1,1,1-Trichloroethane	mg/kg	0.176	0.174	70.5	23-147	1.16	32	L404274-01	WG423576	
1,1,2,2-Tetrachloroethane	mg/kg	0.215	0.188	86.0	18-150	13.3	33	L404274-01	WG423576	
1,1,2-Trichloroethane	mg/kg	0.199	0.190	79.8	35-140	5.01	29	L404274-01	WG423576	
1,1,2-Trichloro-1,2,2-trifluoroethane	mg/kg	0.166	0.164	66.3	10-145	1.23	35	L404274-01	WG423576	
1,1-Dichloroethane	mg/kg	0.190	0.189	76.0	24-148	0.759	31	L404274-01	WG423576	
1,1-Dichloroethene	mg/kg	0.157	0.157	62.6	10-149	0.330	34	L404274-01	WG423576	
1,2,3-Trichlorobenzene	mg/kg	0.212	0.205	85.0	10-129	3.31	43	L404274-01	WG423576	
1,2,4-Trichlorobenzene	mg/kg	0.221	0.222	88.2	10-119	0.631	44	L404274-01	WG423576	
1,2-Dichloro-3-Chloropropane	mg/kg	0.221	0.195	88.5	19-145	12.8	35	L404274-01	WG423576	
1,2-Dibromoethane	mg/kg	0.214	0.195	85.4	24-145	9.30	31	L404274-01	WG423576	
1,2-Dichlorobenzene	mg/kg	0.199	0.203	79.4	12-130	2.04	35	L404274-01	WG423576	
1,2-Dichloroethane	mg/kg	0.179	0.172	71.6	21-155	3.82	29	L404274-01	WG423576	
1,2-Dichloropropane	mg/kg	0.201	0.201	80.5	28-144	0.167	30	L404274-01	WG423576	
1,3-Dichlorobenzene	mg/kg	0.213	0.208	85.2	10-129	2.55	38	L404274-01	WG423576	
1,4-Dichlorobenzene	mg/kg	0.193	0.195	77.1	10-121	1.00	36	L404274-01	WG423576	
2-Butanone (MEK)	mg/kg	1.03	0.858	82.2	21-143	18.0	37	L404274-01	WG423576	
2-Hexanone	mg/kg	1.14	0.924	91.3	22-151	21.0	38	L404274-01	WG423576	
4-Methyl-2-pentanone (MIBK)	mg/kg	1.11	0.922	89.2	31-151	18.9	36	L404274-01	WG423576	
Acetone	mg/kg	0.992	0.820	73.7	13-158	19.1	34	L404274-01	WG423576	
Benzene	mg/kg	0.179	0.175	71.6	16-143	2.08	31	L404274-01	WG423576	
Bromochloromethane	mg/kg	0.204	0.195	81.7	25-152	4.78	29	L404274-01	WG423576	
Bromodichloromethane	mg/kg	0.177	0.171	70.7	27-139	3.56	30	L404274-01	WG423576	
Bromoform	mg/kg	0.219	0.197	87.5	21-144	10.3	34	L404274-01	WG423576	
Bromomethane	mg/kg	0.143	0.140	57.3	0-180	2.29	41	L404274-01	WG423576	
Carbon disulfide	mg/kg	0.120	0.121	48.0	10-156	0.661	38	L404274-01	WG423576	
Carbon tetrachloride	mg/kg	0.176	0.175	70.3	12-149	0.455	34	L404274-01	WG423576	
Chlorobenzene	mg/kg	0.192	0.192	76.6	17-134	0.014	34	L404274-01	WG423576	
Chlorodibromomethane	mg/kg	0.194	0.182	77.4	28-147	6.03	32	L404274-01	WG423576	
Chloroethane	mg/kg	0.154	0.156	61.7	0-172	1.28	38	L404274-01	WG423576	
Chloroform	mg/kg	0.198	0.193	79.3	28-138	2.89	30	L404274-01	WG423576	
Chloromethane	mg/kg	0.148	0.153	59.3	10-158	2.99	35	L404274-01	WG423576	
cis-1,2-Dichloroethene	mg/kg	0.186	0.184	74.4	21-147	1.04	31	L404274-01	WG423576	
cis-1,3-Dichloropropene	mg/kg	0.201	0.193	80.3	17-145	3.84	32	L404274-01	WG423576	
Dichlorodifluoromethane	mg/kg	0.131	0.131	52.2	0-192	0.193	38	L404274-01	WG423576	
Ethylbenzene	mg/kg	0.191	0.190	76.5	12-137	0.779	36	L404274-01	WG423576	
Isopropylbenzene	mg/kg	0.192	0.193	76.8	14-134	0.530	37	L404274-01	WG423576	
Methyl tert-butyl ether	mg/kg	0.186	0.172	74.5	21-157	7.99	31	L404274-01	WG423576	
Methylene Chloride	mg/kg	0.167	0.166	66.7	12-149	0.602	31	L404274-01	WG423576	
Styrene	mg/kg	0.204	0.200	81.5	10-140	2.09	35	L404274-01	WG423576	
Tetrachloroethene	mg/kg	0.175	0.175	69.9	10-131	0.177	35	L404274-01	WG423576	
Toluene	mg/kg	0.179	0.180	71.7	12-136	0.410	32	L404274-01	WG423576	
trans-1,2-Dichloroethene	mg/kg	0.163	0.163	65.3	10-143	0.179	33	L404274-01	WG423576	
trans-1,3-Dichloropropene	mg/kg	0.197	0.187	78.7	16-147	5.33	32	L404274-01	WG423576	
Trichloroethene	mg/kg	0.183	0.186	73.3	10-155	1.53	33	L404274-01	WG423576	
Trichlorofluoromethane	mg/kg	0.146	0.145	58.6	10-154	1.16	32	L404274-01	WG423576	
Vinyl chloride	mg/kg	0.158	0.158	63.3	10-159	0.116	36	L404274-01	WG423576	
4-Bromofluorobenzene				96.53	59-140				WG423576	
Dibromofluoromethane				91.24	63-139				WG423576	
Toluene-d8				102.6	84-116				WG423576	
1,1,1-Trichloroethane	mg/kg	0.0450	0.0401	90.0	23-147	11.5	32	L403960-01	WG423651	
1,1,2,2-Tetrachloroethane	mg/kg	0.0406	0.0371	81.1	18-150	8.95	33	L403960-01	WG423651	
1,1,2-Trichloroethane	mg/kg	0.0475	0.0413	95.0	35-140	13.9	29	L403960-01	WG423651	
1,1,2-Trichloro-1,2,2-trifluoroethane	mg/kg	0.0488	0.0437	97.5	10-145	10.9	35	L403960-01	WG423651	
1,1-Dichloroethane	mg/kg	0.0433	0.0410	86.5	24-148	5.35	31	L403960-01	WG423651	
1,1-Dichloroethene	mg/kg	0.0198	0.0445	39.6	10-149	76.8*	34	L403960-01	WG423651	
1,2,3-Trichlorobenzene	mg/kg	0.0228	0.0213	45.6	10-129	7.12	43	L403960-01	WG423651	
1,2,4-Trichlorobenzene	mg/kg	0.0255	0.0234	50.9	10-119	8.51	44	L403960-01	WG423651	

* Performance of this Analyte is outside of established criteria.

For additional information, please see Attachment A 'List of Analytes with QC Qualifiers.'



**ENVIRONMENTAL
SCIENCE CORP.**

12065 Lebanon Rd.
Mt. Juliet, TN 37122
(615) 758-5858
1-800-767-5859
Fax (615) 758-5859

Tax I.D. 62-0814289

Est. 1970

SLR International Corp. - West Linn, OR
Chris Kramer
1800 Blankenship Road, Suite 440

Quality Assurance Report
Level II

West Linn, OR 97068

June 30, 2009

L404245

Analyte	Units	MSD	Matrix Spike Duplicate		Limit	RPD	Limit	Ref	Samp	Batch
			Ref	%Rec						
1,2-Dibromo-3-Chloropropane	mg/kg	0.0460	0.0402	91.9	19-145	13.5	35	L403960-01	WG423651	
1,2-Dibromoethane	mg/kg	0.0459	0.0385	91.8	24-145	17.5	31	L403960-01	WG423651	
1,2-Dichlorobenzene	mg/kg	0.0423	0.0359	84.6	12-130	16.5	35	L403960-01	WG423651	
1,2-Dichloroethane	mg/kg	0.0411	0.0380	82.1	21-155	7.75	29	L403960-01	WG423651	
1,2-Dichloropropane	mg/kg	0.0458	0.0424	91.6	28-144	7.67	30	L403960-01	WG423651	
1,3-Dichlorobenzene	mg/kg	0.0384	0.0349	76.8	10-129	9.70	38	L403960-01	WG423651	
1,4-Dichlorobenzene	mg/kg	0.0416	0.0340	83.3	10-121	20.3	36	L403960-01	WG423651	
2-Butanone (MEK)	mg/kg	0.172	0.163	68.9	21-143	5.47	37	L403960-01	WG423651	
2-Hexanone	mg/kg	0.212	0.185	84.9	22-151	13.9	38	L403960-01	WG423651	
4-Methyl-2-pentanone (MIBK)	mg/kg	0.199	0.178	79.7	31-151	11.1	36	L403960-01	WG423651	
Acetone	mg/kg	0.191	0.189	76.5	13-158	1.09	34	L403960-01	WG423651	
Benzene	mg/kg	0.0444	0.0407	88.9	16-143	8.72	31	L403960-01	WG423651	
Bromochloromethane	mg/kg	0.0478	0.0438	95.7	25-152	8.72	29	L403960-01	WG423651	
Bromodichloromethane	mg/kg	0.0452	0.0407	90.4	27-139	10.5	30	L403960-01	WG423651	
Bromoform	mg/kg	0.0478	0.0408	95.6	21-144	15.8	34	L403960-01	WG423651	
Bromomethane	mg/kg	0.0493	0.0427	98.6	0-180	14.3	41	L403960-01	WG423651	
Carbon disulfide	mg/kg	0.0414	0.0385	82.8	10-156	7.13	38	L403960-01	WG423651	
Carbon tetrachloride	mg/kg	0.0443	0.0387	88.7	12-149	13.5	34	L403960-01	WG423651	
Chlorobenzene	mg/kg	0.0471	0.0401	94.2	17-134	16.0	34	L403960-01	WG423651	
Chlorodibromomethane	mg/kg	0.0488	0.0423	97.5	28-147	14.3	32	L403960-01	WG423651	
Chloroethane	mg/kg	0.0487	0.0436	97.4	0-172	11.0	38	L403960-01	WG423651	
Chloroform	mg/kg	0.0436	0.0396	87.1	28-138	9.38	30	L403960-01	WG423651	
Chloromethane	mg/kg	0.0425	0.0380	85.0	10-158	11.3	35	L403960-01	WG423651	
cis-1,2-Dichloroethene	mg/kg	0.0460	0.0424	92.0	21-147	8.20	31	L403960-01	WG423651	
cis-1,3-Dichloropropene	mg/kg	0.0428	0.0388	85.7	17-145	9.80	32	L403960-01	WG423651	
Dichlorodifluoromethane	mg/kg	0.0456	0.0393	91.2	0-192	14.8	38	L403960-01	WG423651	
Ethylbenzene	mg/kg	0.0477	0.0395	95.3	12-137	18.7	36	L403960-01	WG423651	
Isopropylbenzene	mg/kg	0.0462	0.0395	92.4	14-134	15.7	37	L403960-01	WG423651	
Methyl tert-butyl ether	mg/kg	0.0421	0.0393	84.2	21-157	6.90	31	L403960-01	WG423651	
Methylene Chloride	mg/kg	0.0437	0.0410	87.5	12-149	6.52	31	L403960-01	WG423651	
Styrene	mg/kg	0.0452	0.0392	90.3	10-140	14.0	35	L403960-01	WG423651	
Tetrachloroethene	mg/kg	0.0469	0.0383	93.7	10-131	20.2	35	L403960-01	WG423651	
Toluene	mg/kg	0.0433	0.0374	86.6	12-136	14.5	32	L403960-01	WG423651	
trans-1,2-Dichloroethene	mg/kg	0.0462	0.0428	92.3	10-143	7.69	33	L403960-01	WG423651	
trans-1,3-Dichloropropene	mg/kg	0.0416	0.0362	83.2	16-147	13.9	32	L403960-01	WG423651	
Trichloroethene	mg/kg	0.0451	0.0411	90.2	10-155	9.11	33	L403960-01	WG423651	
Trichlorofluoromethane	mg/kg	0.0458	0.0402	91.7	10-154	13.2	32	L403960-01	WG423651	
Vinyl chloride	mg/kg	0.0430	0.0394	86.0	10-159	8.79	36	L403960-01	WG423651	
4-Bromofluorobenzene				99.26	59-140				WG423651	
Dibromofluoromethane				95.67	63-139				WG423651	
Toluene-d8				100.3	84-116				WG423651	
Diesel (C7-C26)	mg/kg	27.2	23.7	90.6	50-150	13.7	20	L404242-05	WG423285	
Motor Oil (C16-C40)	mg/kg	34.7	30.2	103.	50-150	13.9	25	L404242-05	WG423285	
o-Terphenyl				90.92	50-150				WG423285	
1,2,4,5-Tetrachlorobenzene	ppm	0.298	0.275	89.4	47-111	7.77	20	L404242-05	WG423526	
2,4,5-Trichlorophenol	ppm	0.309	0.277	92.7	28-128	10.6	29	L404242-05	WG423526	
2,4,6-Trichlorophenol	ppm	0.301	0.263	90.5	27-128	13.7	31	L404242-05	WG423526	
2,4-Dichlorophenol	ppm	0.283	0.254	85.1	39-116	10.9	23	L404242-05	WG423526	
2,4-Dimethylphenol	ppm	0.440	0.418	132.176*	50-119	5.25	27	L404242-05	WG423526	
2,4-Dinitrophenol	ppm	0.118	0.146	35.5	10-123	21.4	42	L404242-05	WG423526	
2,4-Dinitrotoluene	ppm	0.276	0.281	83.0	52-121	1.65	23	L404242-05	WG423526	
2,6-Dinitrotoluene	ppm	0.294	0.253	88.4	53-114	15.2	22	L404242-05	WG423526	
2-Chloronaphthalene	ppm	0.271	0.233	81.5	52-101	15.1	20	L404242-05	WG423526	
2-Chlorophenol	ppm	0.265	0.231	79.6	41-112	13.9	27	L404242-05	WG423526	
2-Methylnaphthalene	ppm	0.283	0.238	85.0	48-109	17.5	22	L404242-05	WG423526	

* Performance of this Analyte is outside of established criteria.

For additional information, please see Attachment A 'List of Analytes with QC Qualifiers.'



**ENVIRONMENTAL
SCIENCE CORP.**

12065 Lebanon Rd.
Mt. Juliet, TN 37122
(615) 758-5858
1-800-767-5859
Fax (615) 758-5859

Tax I.D. 62-0814289

Est. 1970

SLR International Corp. - West Linn, OR
Chris Kramer
1800 Blankenship Road, Suite 440
West Linn, OR 97068

Quality Assurance Report
Level II

June 30, 2009

L404245

Analyte	Units	MSD	Matrix Spike Duplicate		Limit	RPD	Limit Ref	Samp	Batch
			Ref	%Rec					
2-Methylphenol	ppm	0.300	0.259	90.2	56-111	14.7	20	L404242-05	WG423526
2-Nitroaniline	ppm	0.287	0.257	86.2	52-117	10.9	24	L404242-05	WG423526
2-Nitrophenol	ppm	0.263	0.252	79.0	23-117	4.45	31	L404242-05	WG423526
3&4-Methyl Phenol	ppm	0.352	0.298	106.	50-134	16.7	32	L404242-05	WG423526
3,3-Dichlorobenzidine	ppm	0.126	0.132	37.9	10-133	4.58	41	L404242-05	WG423526
3-Nitroaniline	ppm	0.236	0.224	70.7	5-134	5.10	30	L404242-05	WG423526
4,6-Dinitro-2-methylphenol	ppm	0.117	0.175	35.1	10-124	40.0*	38	L404242-05	WG423526
4-Bromophenyl-phenylether	ppm	0.241	0.224	72.3	37-103	7.20	23	L404242-05	WG423526
4-Chloro-3-methylphenol	ppm	0.291	0.255	87.3	52-119	13.0	24	L404242-05	WG423526
4-Chloroaniline	ppm	0.236	0.245	70.7	4-134	4.05	28	L404242-05	WG423526
4-Chlorophenyl-phenylether	ppm	0.276	0.236	83.0	53-105	15.6	20	L404242-05	WG423526
4-Nitroaniline	ppm	0.268	0.260	80.4	12-129	2.98	34	L404242-05	WG423526
4-Nitrophenol	ppm	0.279	0.267	83.8	15-140	4.48	40	L404242-05	WG423526
Acenaphthene	ppm	0.289	0.258	86.9	52-102	11.6	23	L404242-05	WG423526
Acenaphthylene	ppm	0.291	0.264	87.3	54-103	9.69	22	L404242-05	WG423526
Acetophenone	ppm	0.281	0.230	84.4	38-94	20.1	22	L404242-05	WG423526
Anthracene	ppm	0.295	0.257	88.4	55-114	13.6	21	L404242-05	WG423526
Atrazine	ppm	0.335	0.303	101.	40-144	10.2	21	L404242-05	WG423526
Benzaldehyde	ppm	0.232	0.0946	69.6	0-100	84.1*	37	L404242-05	WG423526
Benzo(a)anthracene	ppm	0.265	0.263	79.5	37-124	0.729	33	L404242-05	WG423526
Benzo(a)pyrene	ppm	0.300	0.266	90.2	44-129	12.2	27	L404242-05	WG423526
Benzo(b)fluoranthene	ppm	0.312	0.239	93.8	28-135	26.5	33	L404242-05	WG423526
Benzo(g,h,i)perylene	ppm	0.221	0.278	66.4	25-123	22.7	35	L404242-05	WG423526
Benzo(k)fluoranthene	ppm	0.314	0.277	94.3	41-116	12.7	34	L404242-05	WG423526
Benzylbutyl phthalate	ppm	0.347	0.282	104.	45-143	20.8	39	L404242-05	WG423526
Biphenyl	ppm	0.261	0.235	78.5	49-103	10.5	24	L404242-05	WG423526
Bis(2-chlorethoxy)methane	ppm	0.258	0.236	77.4	48-108	8.93	23	L404242-05	WG423526
Bis(2-chloroethyl)ether	ppm	0.257	0.201	77.3	36-115	24.5	30	L404242-05	WG423526
Bis(2-chloroisopropyl)ether	ppm	0.277	0.228	83.1	44-109	19.3	27	L404242-05	WG423526
Bis(2-ethylhexyl)phthalate	ppm	0.317	0.278	95.2	40-128	13.2	34	L404242-05	WG423526
Caprolactam	ppm	0.289	0.283	86.7	26-140	1.89	27	L404242-05	WG423526
Carbazole	ppm	0.275	0.256	82.6	43-122	7.19	25	L404242-05	WG423526
Chrysene	ppm	0.289	0.244	86.8	39-119	17.1	31	L404242-05	WG423526
Di-n-butyl phthalate	ppm	0.287	0.266	86.2	49-121	7.48	22	L404242-05	WG423526
Di-n-octyl phthalate	ppm	0.242	0.267	72.7	40-132	9.93	27	L404242-05	WG423526
Dibenz(a,h)anthracene	ppm	0.217	0.249	65.1	29-123	13.9	30	L404242-05	WG423526
Dibenzofuran	ppm	0.284	0.259	85.3	54-111	9.28	21	L404242-05	WG423526
Diethyl phthalate	ppm	0.282	0.254	84.7	51-113	10.4	21	L404242-05	WG423526
Dimethyl phthalate	ppm	0.276	0.257	82.8	54-108	7.07	23	L404242-05	WG423526
Fluoranthene	ppm	0.281	0.276	84.3	23-143	1.57	29	L404242-05	WG423526
Fluorene	ppm	0.300	0.274	90.1	53-107	9.01	22	L404242-05	WG423526
Hexachloro-1,3-butadiene	ppm	0.279	0.267	83.9	39-113	4.58	26	L404242-05	WG423526
Hexachlorobenzene	ppm	0.270	0.236	81.0	49-108	13.2	27	L404242-05	WG423526
Hexachlorocyclopentadiene	ppm	0.229	0.214	68.7	10-131	6.84	39	L404242-05	WG423526
Hexachloroethane	ppm	0.278	0.220	83.5	25-118	23.1	35	L404242-05	WG423526
Indeno(1,2,3-cd)pyrene	ppm	0.213	0.254	64.0	28-125	17.6	32	L404242-05	WG423526
Isophorone	ppm	0.262	0.230	78.8	51-115	13.3	22	L404242-05	WG423526
n-Nitrosodi-n-propylamine	ppm	0.256	0.220	76.7	54-110	14.9	23	L404242-05	WG423526
n-Nitrosodiphenylamine	ppm	0.273	0.233	82.1	54-138	15.7	26	L404242-05	WG423526
Naphthalene	ppm	0.270	0.227	80.9	41-100	17.2	26	L404242-05	WG423526
Nitrobenzene	ppm	0.247	0.217	74.1	40-102	12.6	24	L404242-05	WG423526
Pentachlorophenol	ppm	0.319	0.289	95.9	10-146	9.88	35	L404242-05	WG423526
Phenanthrene	ppm	0.279	0.261	83.7	37-125	6.39	27	L404242-05	WG423526
Phenol	ppm	0.273	0.241	81.9	52-111	12.2	22	L404242-05	WG423526
Pyrene	ppm	0.319	0.247	95.7	22-151	25.4	38	L404242-05	WG423526
2,4,6-Tribromophenol				94.49	25-137				WG423526
2-Fluorobiphenyl				80.03	30-120				WG423526
2-Fluorophenol				88.83	26-130				WG423526
Nitrobenzene-d5				81.00	18-119				WG423526

* Performance of this Analyte is outside of established criteria.

For additional information, please see Attachment A 'List of Analytes with QC Qualifiers.'



**ENVIRONMENTAL
SCIENCE CORP.**

12065 Lebanon Rd.
Mt. Juliet, TN 37122
(615) 758-5858
1-800-767-5859
Fax (615) 758-5859

Tax I.D. 62-0814289

Est. 1970

SLR International Corp. - West Linn, OR
Chris Kramer
1800 Blankenship Road, Suite 440
West Linn, OR 97068

Quality Assurance Report
Level II

June 30, 2009

L404245

Analyte	Units	MSD	Matrix Spike Duplicate		Limit	RPD	Limit Ref	Samp	Batch
			Ref	%Rec					
Phenol-d5				85.23	37-141				
p-Terphenyl-d14				98.95	23-143				
PCB 1260	mg/kg	0.181	0.180	109.	10-197	1.05	39	L404470-08	WG423738
Decachlorobiphenyl				115.4	18.9-115.8				WG423738
Tetrachloro-m-xylene				104.3	31.8-115.7				WG423738
1,2,4,5-Tetrachlorobenzene	ppm	0.202	0.203	60.7	47-111	0.338	20	L404627-01	WG423966
2,4,5-Trichlorophenol	ppm	0.204	0.195	61.2	28-128	4.49	29	L404627-01	WG423966
2,4,6-Trichlorophenol	ppm	0.203	0.194	60.8	27-128	4.48	31	L404627-01	WG423966
2,4-Dichlorophenol	ppm	0.186	0.192	55.8	39-116	3.24	23	L404627-01	WG423966
2,4-Dimethylphenol	ppm	0.281	0.293	84.3	50-119	4.16	27	L404627-01	WG423966
2,4-Dinitrophenol	ppm	0.133	0.130	39.9	10-123	1.99	42	L404627-01	WG423966
2,4-Dinitrotoluene	ppm	0.186	0.186	55.9	52-121	0.063	23	L404627-01	WG423966
2,6-Dinitrotoluene	ppm	0.178	0.185	53.4	53-114	3.89	22	L404627-01	WG423966
2-Chloronaphthalene	ppm	0.179	0.177	53.8	52-101	1.00	20	L404627-01	WG423966
2-Chlorophenol	ppm	0.170	0.174	51.2	41-112	1.98	27	L404627-01	WG423966
2-Methylnaphthalene	ppm	0.179	0.186	53.8	48-109	3.58	22	L404627-01	WG423966
2-Methylphenol	ppm	0.187	0.193	56.1	56-111	3.25	20	L404627-01	WG423966
2-Nitroaniline	ppm	0.174	0.175	52.4	52-117	0.176	24	L404627-01	WG423966
2-Nitrophenol	ppm	0.174	0.181	52.1	23-117	4.20	31	L404627-01	WG423966
3&4-Methyl Phenol	ppm	0.209	0.213	62.9	50-134	1.49	32	L404627-01	WG423966
3,3-Dichlorobenzidine	ppm	0.135	0.143	40.4	10-133	5.94	41	L404627-01	WG423966
3-Nitroaniline	ppm	0.142	0.141	42.6	5-134	0.551	30	L404627-01	WG423966
4,6-Dinitro-2-methylphenol	ppm	0.187	0.171	56.2	10-124	8.88	38	L404627-01	WG423966
4-Bromophenyl-phenylether	ppm	0.163	0.177	49.0	37-103	8.16	23	L404627-01	WG423966
4-Chloro-3-methylphenol	ppm	0.180	0.186	54.1	52-119	3.28	24	L404627-01	WG423966
4-Chloroaniline	ppm	0.162	0.172	48.6	4-134	5.92	28	L404627-01	WG423966
4-Chlorophenyl-phenylether	ppm	0.190	0.185	57.0	53-105	2.79	20	L404627-01	WG423966
4-Nitroaniline	ppm	0.140	0.147	42.0	12-129	5.15	34	L404627-01	WG423966
4-Nitrophenol	ppm	0.204	0.186	61.1	15-140	8.77	40	L404627-01	WG423966
Acenaphthene	ppm	0.192	0.190	57.8	52-102	1.31	23	L404627-01	WG423966
Acenaphthylene	ppm	0.194	0.191	58.3	54-103	1.53	22	L404627-01	WG423966
Acetophenone	ppm	0.160	0.164	48.1	38-94	2.38	22	L404627-01	WG423966
Anthracene	ppm	0.197	0.197	59.2	55-114	0.064	21	L404627-01	WG423966
Atrazine	ppm	0.207	0.206	62.1	40-144	0.210	21	L404627-01	WG423966
Benzaldehyde	ppm	0.0592	0.0619	17.8	0-100	4.53	37	L404627-01	WG423966
Benzo(a)anthracene	ppm	0.187	0.186	56.1	37-124	0.547	33	L404627-01	WG423966
Benzo(a)pyrene	ppm	0.187	0.187	56.3	44-129	0.234	27	L404627-01	WG423966
Benzo(b)fluoranthene	ppm	0.184	0.185	55.3	28-135	0.534	33	L404627-01	WG423966
Benzo(g,h,i)perylene	ppm	0.186	0.186	56.0	25-123	0.353	35	L404627-01	WG423966
Benzo(k)fluoranthene	ppm	0.187	0.183	56.0	41-116	2.20	34	L404627-01	WG423966
Benzylbutyl phthalate	ppm	0.181	0.189	54.4	45-143	4.15	39	L404627-01	WG423966
Biphenyl	ppm	0.172	0.174	51.6	49-103	1.11	24	L404627-01	WG423966
Bis(2-chlorethoxy)methane	ppm	0.159	0.165	47.661*	48-108	3.71	23	L404627-01	WG423966
Bis(2-chloroethyl)ether	ppm	0.157	0.163	47.1	36-115	3.70	30	L404627-01	WG423966
Bis(2-chloroisopropyl)ether	ppm	0.152	0.168	45.7	44-109	10.0	27	L404627-01	WG423966
Bis(2-ethylhexyl)phthalate	ppm	0.177	0.181	53.3	40-128	2.13	34	L404627-01	WG423966
Caprolactam	ppm	0.154	0.166	46.3	26-140	7.29	27	L404627-01	WG423966
Carbazole	ppm	0.162	0.162	48.6	43-122	0.028	25	L404627-01	WG423966
Chrysene	ppm	0.170	0.171	50.9	39-119	0.755	31	L404627-01	WG423966
Di-n-butyl phthalate	ppm	0.175	0.180	52.6	49-121	3.06	22	L404627-01	WG423966
Di-n-octyl phthalate	ppm	0.169	0.173	50.7	40-132	2.53	27	L404627-01	WG423966
Dibenz(a,h)anthracene	ppm	0.184	0.183	55.3	29-123	0.850	30	L404627-01	WG423966
Dibenzofuran	ppm	0.190	0.186	57.2	54-111	2.35	21	L404627-01	WG423966
Diethyl phthalate	ppm	0.185	0.178	55.7	51-113	4.02	21	L404627-01	WG423966
Dimethyl phthalate	ppm	0.179	0.173	53.834*	54-108	3.38	23	L404627-01	WG423966
Fluoranthene	ppm	0.199	0.200	59.7	23-143	0.818	29	L404627-01	WG423966
Fluorene	ppm	0.198	0.191	59.4	53-107	3.45	22	L404627-01	WG423966

* Performance of this Analyte is outside of established criteria.

For additional information, please see Attachment A 'List of Analytes with QC Qualifiers.'



**ENVIRONMENTAL
SCIENCE CORP.**

12065 Lebanon Rd.
Mt. Juliet, TN 37122
(615) 758-5858
1-800-767-5859
Fax (615) 758-5859

Tax I.D. 62-0814289

Est. 1970

SLR International Corp. - West Linn, OR
Chris Kramer
1800 Blankenship Road, Suite 440
West Linn, OR 97068

Quality Assurance Report
Level II

June 30, 2009

L404245

Analyte	Units	MSD	Matrix Spike Duplicate		Limit	RPD	Limit	Ref	Samp	Batch
			Ref	%Rec						
Hexachloro-1,3-butadiene	ppm	0.190	0.203	57.0	39-113	6.56	26	L404627-01	WG423966	
Hexachlorobenzene	ppm	0.209	0.213	62.7	49-108	1.94	27	L404627-01	WG423966	
Hexachlorocyclopentadiene	ppm	0.0679	0.0594	20.4	10-131	13.3	39	L404627-01	WG423966	
Hexachloroethane	ppm	0.147	0.153	44.2	25-118	3.83	35	L404627-01	WG423966	
Indeno(1,2,3-cd)pyrene	ppm	0.186	0.181	56.0	28-125	3.04	32	L404627-01	WG423966	
Isophorone	ppm	0.155	0.164	46.539*	51-115	5.74	22	L404627-01	WG423966	
n-Nitrosodi-n-propylamine	ppm	0.166	0.172	49.708*	54-110	3.70	23	L404627-01	WG423966	
n-Nitrosodiphenylamine	ppm	0.168	0.166	50.544*	54-138	1.10	26	L404627-01	WG423966	
Naphthalene	ppm	0.167	0.176	50.1	41-100	5.42	26	L404627-01	WG423966	
Nitrobenzene	ppm	0.146	0.159	43.8	40-102	8.37	24	L404627-01	WG423966	
Pentachlorophenol	ppm	0.216	0.205	64.9	10-146	4.99	35	L404627-01	WG423966	
Phenanthrene	ppm	0.181	0.185	54.2	37-125	2.43	27	L404627-01	WG423966	
Phenol	ppm	0.177	0.185	53.2	52-111	4.13	22	L404627-01	WG423966	
Pyrene	ppm	0.179	0.182	53.7	22-151	1.55	38	L404627-01	WG423966	
2,4,6-Tribromophenol				63.50	25-137				WG423966	
2-Fluorobiphenyl				51.12	30-120				WG423966	
2-Fluorophenol				45.03	26-130				WG423966	
Nitrobenzene-d5				37.10	18-119				WG423966	
Phenol-d5				44.94	37-141				WG423966	
p-Terphenyl-d14				57.28	23-143				WG423966	
Arsenic	mg/kg	47.4	46.3	94.8	75-125	2.35	20	L404615-03	WG423987	
Beryllium	mg/kg	50.7	50.1	101.	75-125	1.19	20	L404615-03	WG423987	
Cadmium	mg/kg	48.8	48.7	97.6	75-125	0.205	20	L404615-03	WG423987	
Chromium	mg/kg	58.3	59.0	98.4	75-125	1.19	20	L404615-03	WG423987	
Copper	mg/kg	50.5	50.2	101.	75-125	0.596	20	L404615-03	WG423987	
Lead	mg/kg	51.5	50.6	97.4	75-125	1.76	20	L404615-03	WG423987	
Nickel	mg/kg	52.0	51.5	98.2	75-125	0.966	20	L404615-03	WG423987	
Selenium	mg/kg	51.6	50.1	94.8	75-125	2.95	20	L404615-03	WG423987	
Silver	mg/kg	49.9	49.5	99.8	75-125	0.805	20	L404615-03	WG423987	
Zinc	mg/kg	69.4	85.2	87.2	75-125	20.4*	20	L404615-03	WG423987	
Antimony	mg/kg	24.5	12.6	49*	75-125	64.2*	20	L404615-03	WG423987	
Thallium	mg/kg	53.2	32.1	106.	75-125	49.5*	20	L404615-03	WG423987	
Beryllium	mg/l	1.12	1.12	99.1	75-125	0.00	20	L404278-01	WG424073	
Cadmium	mg/l	1.16	1.16	103.	75-125	0.00	20	L404278-01	WG424073	
Chromium	mg/l	1.12	1.11	99.0	75-125	0.897	20	L404278-01	WG424073	
Copper	mg/l	1.13	1.13	99.8	75-125	0.00	20	L404278-01	WG424073	
Lead	mg/l	1.15	1.14	102.	75-125	0.873	20	L404278-01	WG424073	
Nickel	mg/l	1.12	1.12	99.1	75-125	0.00	20	L404278-01	WG424073	
Selenium	mg/l	1.08	1.08	95.6	75-125	0.00	20	L404278-01	WG424073	
Silver	mg/l	0.0830	0.0805	7.053*	75-125	3.06	20	L404278-01	WG424073	
Zinc	mg/l	1.10	1.10	97.3	75-125	0.00	20	L404278-01	WG424073	
Arsenic	mg/kg	48.9	43.6	93.4	75-125	11.5	20	L404245-08	WG423988	
Cadmium	mg/kg	49.2	44.1	97.9	75-125	10.9	20	L404245-08	WG423988	
Chromium	mg/kg	75.6	64.5	95.2	75-125	15.8	20	L404245-08	WG423988	
Copper	mg/kg	61.6	56.1	101.	75-125	9.35	20	L404245-08	WG423988	
Lead	mg/kg	50.0	44.7	94.6	75-125	11.2	20	L404245-08	WG423988	
Nickel	mg/kg	80.8	77.7	87.6	75-125	3.91	20	L404245-08	WG423988	
Selenium	mg/kg	45.9	41.1	91.8	75-125	11.0	20	L404245-08	WG423988	
Silver	mg/kg	48.9	44.8	96.1	75-125	8.75	20	L404245-08	WG423988	
Thallium	mg/kg	52.9	47.8	89.4	75-125	10.1	20	L404245-08	WG423988	
Zinc	mg/kg	72.1	66.8	88.2	75-125	7.63	20	L404245-08	WG423988	
Beryllium	mg/kg	49.6	46.1	9.92*	75-125	7.31	20	L404245-08	WG423988	

* Performance of this Analyte is outside of established criteria.

For additional information, please see Attachment A 'List of Analytes with QC Qualifiers.'



**ENVIRONMENTAL
SCIENCE CORP.**

12065 Lebanon Rd.
Mt. Juliet, TN 37122
(615) 758-5858
1-800-767-5859
Fax (615) 758-5859

Tax I.D. 62-0814289

Est. 1970

SLR International Corp. - West Linn, OR
Chris Kramer
1800 Blankenship Road, Suite 440
West Linn, OR 97068

Quality Assurance Report
Level II

June 30, 2009

L404245

Analyte	Units	MSD	Matrix Spike Duplicate		Limit	RPD	Limit	Ref Samp	Batch
			Ref	%Rec					
Antimony	mg/l	0.0523	0.0524	92.2	75-125	0.191	20	L404219-04	WG424006
Arsenic	mg/l	0.0715	0.0721	97.9	75-125	0.836	20	L404219-04	WG424006
Thallium	mg/l	0.0547	0.0543	96.5	75-125	0.734	20	L404219-04	WG424006
Antimony	mg/kg	23.5	19.3	47*	75-125	19.6	20	L404245-08	WG423988
Gasoline Range Organics-NWTPH a,a,a-Trifluorotoluene(FID)	mg/kg	3.81	4.20	67.2 108.5	55-109 59-128	9.86	20	L405724-14	WG425185 WG425185
Antimony	mg/l	0.0562	0.0564	99.1	75-125	0.355	20	L406275-03	WG425399
Arsenic	mg/l	0.0547	0.0522	96.5	75-125	4.68	20	L406275-03	WG425399
Thallium	mg/l	0.0565	0.0569	99.6	75-125	0.705	20	L406275-03	WG425399
Mercury	mg/l	0.0027	0.0027	92.3	70-130	0.360	20	L404245-06	WG425445
Beryllium	mg/l	1.10	1.09	97.3	75-125	0.913	20	L405775-15	WG425305
Cadmium	mg/l	1.11	1.13	98.2	75-125	1.79	20	L405775-15	WG425305
Chromium	mg/l	1.12	1.13	99.1	75-125	0.889	20	L405775-15	WG425305
Copper	mg/l	1.29	1.30	103.	75-125	0.772	20	L405775-15	WG425305
Lead	mg/l	1.14	1.13	99.7	75-125	0.881	20	L405775-15	WG425305
Nickel	mg/l	1.14	1.13	101.	75-125	0.881	20	L405775-15	WG425305
Selenium	mg/l	1.08	1.08	95.1	75-125	0.00	20	L405775-15	WG425305
Silver	mg/l	1.01	1.05	89.4	75-125	3.88	20	L405775-15	WG425305
Zinc	mg/l	6.14	6.16	106.	75-125	0.325	20	L405775-15	WG425305
Diesel (C7-C26)	mg/kg	31.1	31.8	74.1	50-150	2.19	20	L404245-12	WG425725
Motor Oil (C16-C40)	mg/kg	75.4	65.5	41.439*	50-150	14.1	20	L404245-12	WG425725
o-Terphenyl				68.65	50-150				WG425725

Batch number /Run number / Sample number cross reference

WG423308: R753266: L404245-01 04 06 07 09 11
 WG423285: R754330: L404245-02 03 05 08 10
 WG423494: R754746: L404245-02 03 05 08 10
 WG423435: R756866: L404245-04 07
 WG423536: R757346: L404245-02 03
 WG423576: R757627: L404245-02 08 10
 WG423738: R757706: L404245-05 08 10
 WG423651: R758326: L404245-03 05
 WG423526: R759406: L404245-02 03 08 10
 WG423743: R760708: L404245-09 11
 WG423854: R761426: L404245-04 07
 WG423815: R761468: L404245-02 03 05 08 10
 WG423966: R761887: L404245-05
 WG424070: R763008: L404245-01 04 06 07
 WG423987: R763507: L404245-02 03
 WG423943: R763626: L404245-09 11
 WG424073: R767867: L404245-04 07
 WG423988: R768067: L404245-05 08 10
 WG424006: R768626: L404245-04 07
 WG424943: R771826: L404245-02 05

* Performance of this Analyte is outside of established criteria.

For additional information, please see Attachment A 'List of Analytes with QC Qualifiers.'



ENVIRONMENTAL
SCIENCE CORP.

12065 Lebanon Rd.
Mt. Juliet, TN 37122
(615) 758-5858
1-800-767-5859
Fax (615) 758-5859

Tax I.D. 62-0814289

Est. 1970

SLR International Corp. - West Linn, OR
Chris Kramer
1800 Blankenship Road, Suite 440

Quality Assurance Report
Level II

West Linn, OR 97068

June 30, 2009

L404245

WG425185: R774626: L404245-05
WG425399: R776746: L404245-01 06 09 11
WG425445: R777266: L404245-01 06 09 11
WG425305: R777407: L404245-01 06 09 11
WG425725: R778647: L404245-12 13
WG425899: R779486: L404245-12 13
WG427442: R788346: L404245-02 03 05 08 10
WG427408: R789328: L404245-03 08 10
WG427744: R789452: L404245-01 04 06 07 09 11
WG428103: R793871: L404245-05

* * Calculations are performed prior to rounding of reported values .
* Performance of this Analyte is outside of established criteria.
For additional information, please see Attachment A 'List of Analytes with QC Qualifiers.'



ENVIRONMENTAL
SCIENCE CORP.

12065 Lebanon Rd.
Mt. Juliet, TN 37122
(615) 758-5858
1-800-767-5859
Fax (615) 758-5859

Tax I.D. 62-0814289

Est. 1970

SLR International Corp. - West Linn, OR
Chris Kramer
1800 Blankenship Road, Suite 440

Quality Assurance Report
Level II

West Linn, OR 97068

L404245

June 30, 2009

The data package includes a summary of the analytic results of the quality control samples required by the SW-846 or CWA methods. The quality control samples include a method blank, a laboratory control sample, and the matrix spike/matrix spike duplicate analysis. If a target parameter is outside the method limits, every sample that is effected is flagged with the appropriate qualifier in Appendix B of the analytic report.

Method Blank - an aliquot of reagent water carried through the entire analytic process. The method blank results indicate if any possible contamination exposure during the sample handling, digestion or extraction process, and analysis. Concentrations of target analytes above the reporting limit in the method blank are qualified with the "B" qualifier.

Laboratory Control Sample - is a sample of known concentration that is carried through the digestion/extraction and analysis process. The percent recovery, expressed as a percentage of the theoretical concentration, has statistical control limits indicating that the analytic process is "in control". If a target analyte is outside the control limits for the laboratory control sample or any other control sample, the parameter is flagged with a "J4" qualifier for all effected samples.

Matrix Spike and Matrix Spike Duplicate - is two aliquots of an environmental sample that is spiked with known concentrations of target analytes. The percent recovery of the target analytes also has statistical control limits. If any recoveries that are outside the method control limits, the sample that was selected for matrix spike/matrix spike duplicate analysis is flagged with either a "J5" or a "J6". The relative percent difference (%RPD) between the matrix spike and the matrix spike duplicate recoveries is all calculated. If the RPD is above the method limit, the effected samples are flagged with a "J3" qualifier.



ENVIRONMENTAL
SCIENCE CORP.

12065 Lebanon Rd.
Mt. Juliet, TN 37122
(615) 758-5858
1-800-767-5859
Fax (615) 758-5859

Tax I.D. 62-0814289

Est. 1970

Chris Kramer
SLR International Corp. - West Linn, OR
1800 Blankenship Road, Suite 440

West Linn, OR 97068

Report Summary

Tuesday June 30, 2009

Report Number: L405290

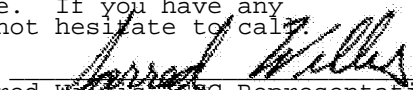
Samples Received: 06/02/09

Client Project: 088.0288.00017

Description: Nord Door Project - Everett, WA

The analytical results in this report are based upon information supplied by you, the client, and are for your exclusive use. If you have any questions regarding this data package, please do not hesitate to call.

Entire Report Reviewed By:


Jarred Willis, ESC Representative

Laboratory Certification Numbers

A2LA - 1461-01, AIHA - 100789, AL - 40660, CA - I-2327, CT - PH-0197, FL - E87487
GA - 923, IN - C-TN-01, KY - 90010, KYUST - 0016, NC - ENV375, DW21704, ND - R-140
NJ - TN002, NJ NELAP - TN002, SC - 84004, TN - 2006, VA - 00109, WV - 233
AZ - 0612, MN - 047-999-395, NY - 11742, WI - 998093910

Accreditation is only applicable to the test methods specified on each scope of accreditation held by ESC Lab Sciences.

This report may not be reproduced, except in full, without written approval from Environmental Science Corp.

Where applicable, sampling conducted by ESC is performed per guidance provided in laboratory standard operating procedures: 060302, 060303, and 060304.



**ENVIRONMENTAL
SCIENCE CORP.**

12065 Lebanon Rd.
Mt. Juliet, TN 37122
(615) 758-5858
1-800-767-5859
Fax (615) 758-5859

Tax I.D. 62-0814289

Est. 1970

REPORT OF ANALYSIS

Chris Kramer
SLR International Corp. - West Linn
1800 Blankenship Road, Suite 440
West Linn, OR 97068

June 30, 2009

Date Received : June 02, 2009
Description : Nord Door Project - Everett, WA
Sample ID : GP-304-6
Collected By :
Collection Date : 06/01/09 12:10

ESC Sample # : L405290-01

Site ID : EVERETT, WA

Project # : 088.0288.00017

Parameter	Dry Result	MDL	RDL	Units	Q	Method	Date	Dil.
Total Solids	81.1			%		2540G	06/04/09	1
Mercury	0.047	0.0025	0.025	mg/kg		7471	06/07/09	1
Antimony	3.6	0.52	1.2	mg/kg		6010B	06/08/09	1
Arsenic	U	1.4	6.2	mg/kg	O	6010B	06/08/09	5
Beryllium	0.25	0.038	0.12	mg/kg		6010B	06/08/09	1
Cadmium	0.27	0.037	0.31	mg/kg	J	6010B	06/08/09	1
Chromium	27.	0.098	0.62	mg/kg		6010B	06/08/09	1
Copper	18.	0.30	1.2	mg/kg		6010B	06/08/09	1
Lead	3.9	0.096	0.31	mg/kg		6010B	06/08/09	1
Nickel	30.	0.49	1.2	mg/kg		6010B	06/08/09	1
Selenium	0.90	0.33	1.2	mg/kg	J	6010B	06/08/09	1
Silver	1.1	0.16	0.62	mg/kg		6010B	06/08/09	1
Thallium	U	1.5	6.2	mg/kg	O	6010B	06/08/09	5
Zinc	32.	0.44	1.8	mg/kg		6010B	06/08/09	1
Volatile Organics								
Acetone	0.021	0.017	0.062	mg/kg	J	8260B	06/05/09	1
Benzene	0.00043	0.00032	0.0012	mg/kg	J	8260B	06/05/09	1
Bromochloromethane	U	0.00045	0.0012	mg/kg		8260B	06/05/09	1
Bromodichloromethane	U	0.00039	0.0012	mg/kg		8260B	06/05/09	1
Bromoform	U	0.00058	0.0012	mg/kg		8260B	06/05/09	1
Bromomethane	U	0.0013	0.0062	mg/kg		8260B	06/05/09	1
2-Butanone (MEK)	U	0.0027	0.012	mg/kg		8260B	06/05/09	1
Carbon disulfide	U	0.00033	0.0012	mg/kg		8260B	06/05/09	1
Carbon tetrachloride	U	0.00032	0.0012	mg/kg		8260B	06/05/09	1
Chlorobenzene	U	0.00025	0.0012	mg/kg		8260B	06/05/09	1
Chloroethane	U	0.00059	0.0062	mg/kg		8260B	06/05/09	1
Chloroform	U	0.00041	0.0062	mg/kg		8260B	06/05/09	1
Chloromethane	U	0.00056	0.0012	mg/kg		8260B	06/05/09	1
1,2-Dibromo-3-Chloropropane	U	0.0012	0.0062	mg/kg		8260B	06/05/09	1
Chlorodibromomethane	U	0.00023	0.0012	mg/kg		8260B	06/05/09	1
1,2-Dibromoethane	U	0.00032	0.0012	mg/kg		8260B	06/05/09	1
1,2-Dichlorobenzene	U	0.00024	0.0012	mg/kg		8260B	06/05/09	1
1,3-Dichlorobenzene	U	0.00038	0.0012	mg/kg		8260B	06/05/09	1
1,4-Dichlorobenzene	U	0.00022	0.0012	mg/kg		8260B	06/05/09	1
Dichlorodifluoromethane	U	0.00032	0.0062	mg/kg		8260B	06/05/09	1
1,1-Dichloroethane	U	0.00026	0.0012	mg/kg		8260B	06/05/09	1
1,2-Dichloroethane	U	0.00053	0.0012	mg/kg		8260B	06/05/09	1
1,1-Dichloroethene	U	0.00074	0.0012	mg/kg		8260B	06/05/09	1
cis-1,2-Dichloroethene	U	0.00072	0.0012	mg/kg		8260B	06/05/09	1
trans-1,2-Dichloroethene	U	0.00068	0.0012	mg/kg		8260B	06/05/09	1

Results listed are dry weight basis.

U = ND (Not Detected)

MDL = Minimum Detection Limit = LOD

RDL = Reported Detection Limit = LOQ = PQL = EQL

Note:

This report shall not be reproduced, except in full, without the written approval from ESC.

The reported analytical results relate only to the sample submitted

Reported: 06/23/09 13:13 Revised: 06/30/09 10:39



**ENVIRONMENTAL
SCIENCE CORP.**

12065 Lebanon Rd.
Mt. Juliet, TN 37122
(615) 758-5858
1-800-767-5859
Fax (615) 758-5859

Tax I.D. 62-0814289

Est. 1970

REPORT OF ANALYSIS

Chris Kramer
SLR International Corp. - West Linn
1800 Blankenship Road, Suite 440
West Linn, OR 97068

June 30, 2009

Date Received : June 02, 2009
Description : Nord Door Project - Everett, WA
Sample ID : GP-304-6
Collected By :
Collection Date : 06/01/09 12:10

ESC Sample # : L405290-01

Site ID : EVERETT, WA

Project # : 088.0288.00017

Parameter	Dry Result	MDL	RDL	Units	Q	Method	Date	Dil.
1,2-Dichloropropane	U	0.00075	0.0012	mg/kg		8260B	06/05/09	1
cis-1,3-Dichloropropene	U	0.00026	0.0012	mg/kg		8260B	06/05/09	1
trans-1,3-Dichloropropene	U	0.00036	0.0012	mg/kg		8260B	06/05/09	1
Ethylbenzene	U	0.00023	0.0012	mg/kg		8260B	06/05/09	1
2-Hexanone	U	0.00036	0.0012	mg/kg		8260B	06/05/09	1
Isopropylbenzene	U	0.00021	0.0012	mg/kg		8260B	06/05/09	1
4-Methyl-2-pentanone (MIBK)	U	0.0014	0.012	mg/kg		8260B	06/05/09	1
Methyl tert-butyl ether	U	0.00028	0.0012	mg/kg		8260B	06/05/09	1
Methylene Chloride	U	0.00060	0.0062	mg/kg		8260B	06/05/09	1
Styrene	U	0.00020	0.0012	mg/kg		8260B	06/05/09	1
1,1,2,2-Tetrachloroethane	U	0.00033	0.0012	mg/kg		8260B	06/05/09	1
Tetrachloroethene	U	0.00023	0.0012	mg/kg		8260B	06/05/09	1
Toluene	U	0.0012	0.0062	mg/kg		8260B	06/05/09	1
1,1,2-Trichloro-1,2,2-trifluoro	U	0.00025	0.0012	mg/kg		8260B	06/05/09	1
1,2,3-Trichlorobenzene	U	0.00023	0.0012	mg/kg		8260B	06/05/09	1
1,2,4-Trichlorobenzene	U	0.00025	0.0012	mg/kg		8260B	06/05/09	1
1,1,1-Trichloroethane	U	0.00052	0.0012	mg/kg		8260B	06/05/09	1
1,1,2-Trichloroethane	U	0.00046	0.0012	mg/kg		8260B	06/05/09	1
Trichloroethene	U	0.00034	0.0012	mg/kg		8260B	06/05/09	1
Trichlorofluoromethane	U	0.00027	0.0062	mg/kg		8260B	06/05/09	1
Vinyl chloride	U	0.00029	0.0012	mg/kg		8260B	06/05/09	1
Xylenes, Total	U	0.00046	0.0037	mg/kg		8260B	06/05/09	1
Cyclohexane	U	0.00033	0.0012	mg/kg		8260B	06/05/09	1
1,4-Dioxane	U	0.033	0.12	mg/kg		8260B	06/05/09	1
Methyl Acetate	U	0.0066	0.025	mg/kg		8260B	06/05/09	1
Methyl Cyclohexane	U	0.00033	0.0012	mg/kg		8260B	06/05/09	1
Surrogate Recovery								
Toluene-d8	100.			% Rec.		8260B	06/05/09	1
Dibromofluoromethane	87.9			% Rec.		8260B	06/05/09	1
4-Bromofluorobenzene	111.			% Rec.		8260B	06/05/09	1
Gasoline Range (C7-C10)	U	1.3	4.9	mg/kg		NWTPH-HC	06/10/09	1
Mineral Spirits	U	1.3	4.9	mg/kg		NWTPH-HC	06/10/09	1
Kerosene (C9-C16)	U	1.3	4.9	mg/kg		NWTPH-HC	06/10/09	1
Diesel (C7-C26)	3.6	1.3	4.9	mg/kg	J	NWTPH-HC	06/10/09	1
#6 Fuel Oil (C10-C32)	U	1.3	4.9	mg/kg		NWTPH-HC	06/10/09	1
Hydraulic Fluid (C12-C33)	U	1.3	4.9	mg/kg		NWTPH-HC	06/10/09	1
Motor Oil (C16-C40)	6.5	3.3	12.	mg/kg	J	NWTPH-HC	06/10/09	1
Surrogate recovery(%)								
o-Terphenyl	81.4			% Rec.		NWTPH-HC	06/10/09	1
Polychlorinated Biphenyls								
PCB 1016	U	0.0020	0.021	mg/kg		8082	06/09/09	1

Results listed are dry weight basis.

U = ND (Not Detected)

MDL = Minimum Detection Limit = LOD

RDL = Reported Detection Limit = LOQ = PQL = EQL

Note:

This report shall not be reproduced, except in full, without the written approval from ESC.

The reported analytical results relate only to the sample submitted

Reported: 06/23/09 13:13 Revised: 06/30/09 10:39



**ENVIRONMENTAL
SCIENCE CORP.**

12065 Lebanon Rd.
Mt. Juliet, TN 37122
(615) 758-5858
1-800-767-5859
Fax (615) 758-5859

Tax I.D. 62-0814289

Est. 1970

REPORT OF ANALYSIS

Chris Kramer
SLR International Corp. - West Linn
1800 Blankenship Road, Suite 440
West Linn, OR 97068

June 30, 2009

Date Received : June 02, 2009
Description : Nord Door Project - Everett, WA
Sample ID : GP-304-6
Collected By :
Collection Date : 06/01/09 12:10

ESC Sample # : L405290-01

Site ID : EVERETT, WA

Project # : 088.0288.00017

Parameter	Dry Result	MDL	RDL	Units	Q	Method	Date	Dil.
PCB 1221	U	0.0049	0.021	mg/kg		8082	06/09/09	1
PCB 1232	U	0.0072	0.021	mg/kg		8082	06/09/09	1
PCB 1242	U	0.0049	0.021	mg/kg		8082	06/09/09	1
PCB 1248	U	0.0027	0.021	mg/kg		8082	06/09/09	1
PCB 1254	U	0.0050	0.021	mg/kg		8082	06/09/09	1
PCB 1260	U	0.0028	0.021	mg/kg		8082	06/09/09	1
PCBs Surrogates								
Decachlorobiphenyl	122.			% Rec.	J1	8082	06/09/09	1
Tetrachloro-m-xylene	126.			% Rec.	J1	8082	06/09/09	1
Base/Neutral Extractables								
Acenaphthylene	U	0.028	0.041	mg/kg		8270C	06/10/09	1
Acetophenone	U	0.011	0.041	mg/kg		8270C	06/10/09	1
Atrazine	U	0.11	0.41	mg/kg		8270C	06/10/09	1
Benzaldehyde	U	0.11	0.41	mg/kg		8270C	06/10/09	1
Biphenyl	U	0.11	0.41	mg/kg		8270C	06/10/09	1
Bis(2-chlorethoxy)methane	U	0.032	0.41	mg/kg		8270C	06/10/09	1
Bis(2-chloroethyl)ether	U	0.028	0.41	mg/kg		8270C	06/10/09	1
Bis(2-chloroisopropyl)ether	U	0.033	0.41	mg/kg		8270C	06/10/09	1
4-Bromophenyl-phenylether	U	0.022	0.41	mg/kg		8270C	06/10/09	1
2-Chloronaphthalene	U	0.026	0.41	mg/kg		8270C	06/10/09	1
4-Chlorophenyl-phenylether	U	0.025	0.41	mg/kg		8270C	06/10/09	1
3,3-Dichlorobenzidine	U	0.031	0.41	mg/kg		8270C	06/10/09	1
2,4-Dinitrotoluene	U	0.025	0.41	mg/kg		8270C	06/10/09	1
2,6-Dinitrotoluene	U	0.023	0.41	mg/kg		8270C	06/10/09	1
Hexachlorobenzene	U	0.025	0.41	mg/kg		8270C	06/10/09	1
Hexachloro-1,3-butadiene	U	0.032	0.41	mg/kg		8270C	06/10/09	1
Hexachlorocyclopentadiene	U	0.035	0.41	mg/kg		8270C	06/10/09	1
Hexachloroethane	U	0.033	0.41	mg/kg		8270C	06/10/09	1
Isophorone	U	0.038	0.41	mg/kg		8270C	06/10/09	1
2-Methylnaphthalene	U	0.026	0.41	mg/kg		8270C	06/10/09	1
2-Methylphenol	U	0.033	0.41	mg/kg		8270C	06/10/09	1
3&4-Methyl Phenol	U	0.033	0.41	mg/kg		8270C	06/10/09	1
2-Nitroaniline	U	0.021	0.41	mg/kg		8270C	06/10/09	1
3-Nitroaniline	U	0.065	0.41	mg/kg		8270C	06/10/09	1
4-Nitroaniline	U	0.038	0.41	mg/kg		8270C	06/10/09	1
Nitrobenzene	U	0.028	0.41	mg/kg		8270C	06/10/09	1
n-Nitrosodiphenylamine	U	0.034	0.41	mg/kg		8270C	06/10/09	1
n-Nitrosodi-n-propylamine	U	0.033	0.41	mg/kg		8270C	06/10/09	1
Benzylbutyl phthalate	U	0.038	0.41	mg/kg		8270C	06/10/09	1
Caprolactam	U	0.11	0.41	mg/kg		8270C	06/10/09	1
Carbazole	U	0.029	0.41	mg/kg		8270C	06/10/09	1
Bis(2-ethylhexyl)phthalate	U	0.060	0.41	mg/kg		8270C	06/10/09	1

Results listed are dry weight basis.

U = ND (Not Detected)

MDL = Minimum Detection Limit = LOD

RDL = Reported Detection Limit = LOQ = PQL = EQL

Note:

This report shall not be reproduced, except in full, without the written approval from ESC.

The reported analytical results relate only to the sample submitted

Reported: 06/23/09 13:13 Revised: 06/30/09 10:39



**ENVIRONMENTAL
SCIENCE CORP.**

12065 Lebanon Rd.
Mt. Juliet, TN 37122
(615) 758-5858
1-800-767-5859
Fax (615) 758-5859

Tax I.D. 62-0814289

Est. 1970

REPORT OF ANALYSIS

Chris Kramer
SLR International Corp. - West Linn
1800 Blankenship Road, Suite 440
West Linn, OR 97068

June 30, 2009

Date Received : June 02, 2009
Description : Nord Door Project - Everett, WA
Sample ID : GP-304-6
Collected By :
Collection Date : 06/01/09 12:10

ESC Sample # : L405290-01

Site ID : EVERETT, WA

Project # : 088.0288.00017

Parameter	Dry Result	MDL	RDL	Units	Q	Method	Date	Dil.
4-Chloroaniline	U	0.036	0.41	mg/kg		8270C	06/10/09	1
Di-n-butyl phthalate	U	0.027	0.41	mg/kg		8270C	06/10/09	1
Dibenzofuran	U	0.022	0.41	mg/kg		8270C	06/10/09	1
Diethyl phthalate	U	0.040	0.41	mg/kg		8270C	06/10/09	1
Dimethyl phthalate	U	0.026	0.41	mg/kg		8270C	06/10/09	1
Di-n-octyl phthalate	U	0.036	0.41	mg/kg		8270C	06/10/09	1
Acid Extractables								
4-Chloro-3-methylphenol	U	0.034	0.41	mg/kg		8270C	06/10/09	1
2-Chlorophenol	U	0.031	0.41	mg/kg		8270C	06/10/09	1
2,4-Dichlorophenol	U	0.024	0.41	mg/kg		8270C	06/10/09	1
2,4-Dimethylphenol	U	0.038	0.41	mg/kg	J4	8270C	06/10/09	1
4,6-Dinitro-2-methylphenol	U	0.040	0.41	mg/kg		8270C	06/10/09	1
2,4-Dinitrophenol	U	0.041	0.41	mg/kg		8270C	06/10/09	1
2-Nitrophenol	U	0.027	0.41	mg/kg		8270C	06/10/09	1
4-Nitrophenol	U	0.027	0.41	mg/kg		8270C	06/10/09	1
Pentachlorophenol	U	0.031	0.41	mg/kg		8270C	06/10/09	1
Phenol	U	0.029	0.41	mg/kg		8270C	06/10/09	1
1,2,4,5-Tetrachlorobenzene	U	0.016	0.062	mg/kg		8270C	06/10/09	1
2,4,5-Trichlorophenol	U	0.030	0.41	mg/kg		8270C	06/10/09	1
2,4,6-Trichlorophenol	U	0.028	0.41	mg/kg		8270C	06/10/09	1
2,3,4,6-Tetrachlorophenol	U	0.016	0.062	mg/kg		8270C	06/17/09	1
Benzo(a)anthracene	0.042	0.032	0.41	mg/kg	J	8270C	06/10/09	1
Benzo(a)pyrene	0.041	0.027	0.41	mg/kg	J	8270C	06/10/09	1
Benzo(b)fluoranthene	0.042	0.030	0.41	mg/kg	J	8270C	06/10/09	1
Benzo(k)fluoranthene	U	0.031	0.41	mg/kg		8270C	06/10/09	1
Chrysene	U	0.035	0.41	mg/kg		8270C	06/10/09	1
Dibenz(a,h)anthracene	U	0.028	0.41	mg/kg		8270C	06/10/09	1
Indeno(1,2,3-cd)pyrene	U	0.029	0.41	mg/kg		8270C	06/10/09	1
Acenaphthene	U	0.024	0.41	mg/kg		8270C	06/10/09	1
Anthracene	U	0.023	0.41	mg/kg		8270C	06/10/09	1
Benzo(g,h,i)perylene	U	0.029	0.41	mg/kg		8270C	06/10/09	1
Fluoranthene	0.089	0.024	0.41	mg/kg	J	8270C	06/10/09	1
Fluorene	U	0.023	0.41	mg/kg		8270C	06/10/09	1
Naphthalene	U	0.026	0.41	mg/kg		8270C	06/10/09	1
Phenanthrene	0.036	0.025	0.41	mg/kg	J	8270C	06/10/09	1
Pyrene	0.091	0.036	0.41	mg/kg	J	8270C	06/10/09	1
Surrogate Recovery								
Nitrobenzene-d5	53.3			% Rec.		8270C	06/10/09	1
2-Fluorobiphenyl	70.9			% Rec.		8270C	06/10/09	1
p-Terphenyl-d14	75.5			% Rec.		8270C	06/10/09	1
Phenol-d5	60.5			% Rec.		8270C	06/10/09	1
2-Fluorophenol	63.4			% Rec.		8270C	06/10/09	1
2,4,6-Tribromophenol	76.0			% Rec.		8270C	06/10/09	1

Results listed are dry weight basis.

U = ND (Not Detected)

MDL = Minimum Detection Limit = LOD

RDL = Reported Detection Limit = LOQ = PQL = EQL

Note:

This report shall not be reproduced, except in full, without the written approval from ESC.

The reported analytical results relate only to the sample submitted

Reported: 06/23/09 13:13 Revised: 06/30/09 10:39



**ENVIRONMENTAL
SCIENCE CORP.**

12065 Lebanon Rd.
Mt. Juliet, TN 37122
(615) 758-5858
1-800-767-5859
Fax (615) 758-5859

Tax I.D. 62-0814289

Est. 1970

REPORT OF ANALYSIS

Chris Kramer
SLR International Corp. - West Linn
1800 Blankenship Road, Suite 440
West Linn, OR 97068

June 30, 2009

Date Received : June 02, 2009
Description : Nord Door Project - Everett, WA
Sample ID : GP-304-GW
Collected By :
Collection Date : 06/01/09 12:25

ESC Sample # : L405290-02
Site ID : EVERETT, WA
Project # : 088.0288.00017

Parameter	Result	MDL	RDL	Units	Q	Method	Date	Dil.
Volatile Organics								
Acetone	U	8.9	25.	ug/l	J4J5	8260B	06/05/09	1
Benzene	U	0.29	0.50	ug/l		8260B	06/05/09	1
Bromochloromethane	U	0.44	0.50	ug/l		8260B	06/05/09	1
Bromodichloromethane	U	0.37	0.50	ug/l		8260B	06/05/09	1
Bromoform	U	0.51	0.50	ug/l		8260B	06/05/09	1
Bromomethane	U	0.89	0.50	ug/l		8260B	06/05/09	1
2-Butanone (MEK)	U	4.5	2.5	ug/l	J5	8260B	06/05/09	1
Carbon disulfide	U	0.32	0.50	ug/l		8260B	06/05/09	1
Carbon tetrachloride	U	0.31	0.50	ug/l		8260B	06/05/09	1
Chlorobenzene	U	0.26	0.50	ug/l		8260B	06/05/09	1
Chloroethane	U	0.86	0.50	ug/l		8260B	06/05/09	1
Chloroform	U	0.33	0.50	ug/l		8260B	06/05/09	1
Chloromethane	U	0.25	0.50	ug/l		8260B	06/05/09	1
1,2-Dibromo-3-Chloropropane	U	0.48	1.0	ug/l		8260B	06/05/09	1
Chlorodibromomethane	U	0.42	0.50	ug/l		8260B	06/05/09	1
1,2-Dibromoethane	U	0.48	0.50	ug/l		8260B	06/05/09	1
1,2-Dichlorobenzene	U	0.29	0.50	ug/l		8260B	06/05/09	1
1,3-Dichlorobenzene	U	0.19	0.50	ug/l		8260B	06/05/09	1
1,4-Dichlorobenzene	U	0.30	0.50	ug/l		8260B	06/05/09	1
Dichlorodifluoromethane	U	0.54	0.50	ug/l		8260B	06/05/09	1
1,1-Dichloroethane	U	0.31	0.50	ug/l		8260B	06/05/09	1
1,2-Dichloroethane	U	0.27	0.50	ug/l		8260B	06/05/09	1
1,1-Dichloroethene	U	0.50	0.50	ug/l		8260B	06/05/09	1
cis-1,2-Dichloroethene	U	0.38	0.50	ug/l		8260B	06/05/09	1
trans-1,2-Dichloroethene	U	0.30	0.50	ug/l		8260B	06/05/09	1
1,2-Dichloropropane	U	0.52	0.50	ug/l		8260B	06/05/09	1
cis-1,3-Dichloropropene	U	0.26	0.50	ug/l		8260B	06/05/09	1
trans-1,3-Dichloropropene	U	0.24	0.50	ug/l		8260B	06/05/09	1
Ethylbenzene	U	0.22	0.50	ug/l		8260B	06/05/09	1
2-Hexanone	U	0.16	2.5	ug/l		8260B	06/05/09	1
Isopropylbenzene	U	0.19	0.50	ug/l		8260B	06/05/09	1
4-Methyl-2-pentanone (MIBK)	U	1.4	2.5	ug/l		8260B	06/05/09	1
Methyl tert-butyl ether	U	0.19	0.50	ug/l		8260B	06/05/09	1
Methylene Chloride	U	0.30	2.5	ug/l		8260B	06/05/09	1
Styrene	U	0.38	0.50	ug/l		8260B	06/05/09	1
1,1,2,2-Tetrachloroethane	U	0.22	0.50	ug/l		8260B	06/05/09	1
Tetrachloroethene	U	0.29	0.50	ug/l		8260B	06/05/09	1
Toluene	U	0.27	0.50	ug/l		8260B	06/05/09	1
1,1,2-Trichloro-1,2,2-trifluoro	U	0.22	0.50	ug/l		8260B	06/05/09	1
1,2,3-Trichlorobenzene	U	0.24	0.50	ug/l		8260B	06/05/09	1
1,2,4-Trichlorobenzene	U	0.26	0.50	ug/l		8260B	06/05/09	1
1,1,1-Trichloroethane	U	0.27	0.50	ug/l		8260B	06/05/09	1

U = ND (Not Detected)
RDL = Reported Detection Limit = LOQ = PQL = EQL
MDL = Minimum Detection Limit = LOD = SQL(TRRP)
Note:

The reported analytical results relate only to the sample submitted.
This report shall not be reproduced, except in full, without the written approval from ESC.

Reported: 06/23/09 13:13 Revised: 06/30/09 10:39



**ENVIRONMENTAL
SCIENCE CORP.**

12065 Lebanon Rd.
Mt. Juliet, TN 37122
(615) 758-5858
1-800-767-5859
Fax (615) 758-5859

Tax I.D. 62-0814289

Est. 1970

REPORT OF ANALYSIS

Chris Kramer
SLR International Corp. - West Linn
1800 Blankenship Road, Suite 440
West Linn, OR 97068

June 30, 2009

Date Received : June 02, 2009
Description : Nord Door Project - Everett, WA
Sample ID : GP-304-GW
Collected By :
Collection Date : 06/01/09 12:25

ESC Sample # : L405290-02

Site ID : EVERETT, WA

Project # : 088.0288.00017

Parameter	Result	MDL	RDL	Units	Q	Method	Date	Dil.
1,1,2-Trichloroethane	U	0.45	0.50	ug/l		8260B	06/05/09	1
Trichloroethene	U	0.37	0.50	ug/l		8260B	06/05/09	1
Trichlorofluoromethane	U	0.29	0.50	ug/l		8260B	06/05/09	1
Vinyl chloride	U	0.29	0.50	ug/l		8260B	06/05/09	1
Xylenes, Total	U	0.86	1.5	ug/l		8260B	06/05/09	1
Cyclohexane	U	0.30	1.0	ug/l	Q	8260B	06/23/09	1
1,4-Dioxane	U	33.	100	ug/l	Q	8260B	06/23/09	1
Methyl Acetate	U	6.6	20.	ug/l	Q	8260B	06/23/09	1
Methyl Cyclohexane	U	0.33	1.0	ug/l	Q	8260B	06/23/09	1
Surrogate Recovery								
Toluene-d8	99.6			% Rec.		8260B	06/05/09	1
Dibromofluoromethane	111.			% Rec.		8260B	06/05/09	1
4-Bromofluorobenzene	97.6			% Rec.		8260B	06/05/09	1
Diesel Range Organics (DRO)	160	33.	100	ug/l		NWTPHDX	06/08/09	1
Residual Range Organics (RRO)	U	83.	250	ug/l		NWTPHDX	06/08/09	1
Surrogate Recovery								
o-Terphenyl	67.8			% Rec.		NWTPHDX	06/08/09	1
Gasoline Range (C7-C10)	U	33.	100	ug/l		NWTPH-H	06/03/09	1
Mineral Spirits	U	33.	100	ug/l		NWTPH-H	06/03/09	1
Kerosene (C9-C16)	U	33.	100	ug/l		NWTPH-H	06/03/09	1
Diesel (C7-C26)	250	33.	100	ug/l		NWTPH-H	06/03/09	1
#6 Fuel Oil (C10-C32)	U	33.	100	ug/l		NWTPH-H	06/03/09	1
Hydraulic Fluid (C12-C33)	U	33.	100	ug/l		NWTPH-H	06/03/09	1
Motor Oil (C16-C40)	U	170	500	ug/l		NWTPH-H	06/03/09	1
Surrogate recovery(%)								
o-Terphenyl	72.9			% Rec.		NWTPH-H	06/03/09	1
Base/Neutral Extractables								
Acenaphthylene	U	0.33	1.0	ug/l		8270C	06/07/09	1
Acetophenone	U	16.	50.	ug/l		8270C	06/07/09	1
Atrazine	U	3.3	10.	ug/l		8270C	06/07/09	1
Benzaldehyde	U	3.3	10.	ug/l		8270C	06/07/09	1
Biphenyl	U	3.3	10.	ug/l		8270C	06/07/09	1
Bis(2-chlorethoxy)methane	U	3.3	10.	ug/l		8270C	06/07/09	1
Bis(2-chloroethyl)ether	U	3.3	10.	ug/l		8270C	06/07/09	1
Bis(2-chloroisopropyl)ether	U	3.3	10.	ug/l		8270C	06/07/09	1
4-Bromophenyl-phenylether	U	3.3	10.	ug/l		8270C	06/07/09	1
2-Chloronaphthalene	U	3.3	10.	ug/l		8270C	06/07/09	1
4-Chlorophenyl-phenylether	U	3.3	10.	ug/l		8270C	06/07/09	1
3,3-Dichlorobenzidine	U	3.3	10.	ug/l		8270C	06/07/09	1
2,4-Dinitrotoluene	U	3.3	10.	ug/l		8270C	06/07/09	1

U = ND (Not Detected)

RDL = Reported Detection Limit = LOQ = PQL = EQL

MDL = Minimum Detection Limit = LOD = SQL(TRRP)

Note:

The reported analytical results relate only to the sample submitted.

This report shall not be reproduced, except in full, without the written approval from ESC.

Reported: 06/23/09 13:13 Revised: 06/30/09 10:39



**ENVIRONMENTAL
SCIENCE CORP.**

12065 Lebanon Rd.
Mt. Juliet, TN 37122
(615) 758-5858
1-800-767-5859
Fax (615) 758-5859

Tax I.D. 62-0814289

Est. 1970

REPORT OF ANALYSIS

Chris Kramer
SLR International Corp. - West Linn
1800 Blankenship Road, Suite 440
West Linn, OR 97068

June 30, 2009

Date Received : June 02, 2009
Description : Nord Door Project - Everett, WA
Sample ID : GP-304-GW
Collected By :
Collection Date : 06/01/09 12:25

ESC Sample # : L405290-02
Site ID : EVERETT, WA
Project # : 088.0288.00017

Parameter	Result	MDL	RDL	Units	Q	Method	Date	Dil.
2,6-Dinitrotoluene	U	3.3	10.	ug/l		8270C	06/07/09	1
Hexachlorobenzene	U	3.3	10.	ug/l		8270C	06/07/09	1
Hexachloro-1,3-butadiene	U	3.3	10.	ug/l		8270C	06/07/09	1
Hexachlorocyclopentadiene	U	3.3	10.	ug/l		8270C	06/07/09	1
Hexachloroethane	U	3.3	10.	ug/l		8270C	06/07/09	1
Isophorone	U	3.3	10.	ug/l		8270C	06/07/09	1
2-Methylnaphthalene	U	3.3	10.	ug/l		8270C	06/07/09	1
2-Methylphenol	U	1.3	10.	ug/l		8270C	06/07/09	1
3&4-methyl phenol	U	1.1	10.	ug/l		8270C	06/07/09	1
2-Nitroaniline	U	1.5	10.	ug/l		8270C	06/07/09	1
3-Nitroaniline	U	1.2	10.	ug/l		8270C	06/07/09	1
4-Nitroaniline	U	1.6	10.	ug/l		8270C	06/07/09	1
Nitrobenzene	U	3.3	10.	ug/l		8270C	06/07/09	1
n-Nitrosodiphenylamine	U	3.3	10.	ug/l		8270C	06/07/09	1
n-Nitrosodi-n-propylamine	U	3.3	10.	ug/l		8270C	06/07/09	1
Benzylbutyl phthalate	U	3.3	10.	ug/l		8270C	06/07/09	1
Caprolactam	U	3.3	10.	ug/l	J4	8270C	06/07/09	1
Carbazole	U	0.95	10.	ug/l		8270C	06/07/09	1
Bis(2-ethylhexyl)phthalate	U	2.0	6.0	ug/l		8270C	06/07/09	1
4-Chloroaniline	U	2.6	10.	ug/l		8270C	06/07/09	1
Di-n-butyl phthalate	U	3.3	10.	ug/l		8270C	06/07/09	1
Dibenzofuran	U	1.5	10.	ug/l		8270C	06/07/09	1
Diethyl phthalate	U	3.3	10.	ug/l		8270C	06/07/09	1
Dimethyl phthalate	U	3.3	10.	ug/l		8270C	06/07/09	1
Di-n-octyl phthalate	U	3.3	10.	ug/l		8270C	06/07/09	1
Acid Extractables								
4-Chloro-3-methylphenol	U	1.8	10.	ug/l		8270C	06/07/09	1
2-Chlorophenol	U	1.3	10.	ug/l		8270C	06/07/09	1
2,4-Dichlorophenol	U	2.0	10.	ug/l		8270C	06/07/09	1
2,4-Dimethylphenol	U	2.1	10.	ug/l	J4	8270C	06/07/09	1
4,6-Dinitro-2-methylphenol	U	2.2	10.	ug/l		8270C	06/07/09	1
2,4-Dinitrophenol	U	1.2	10.	ug/l		8270C	06/07/09	1
2-Nitrophenol	U	2.1	10.	ug/l		8270C	06/07/09	1
4-Nitrophenol	U	0.76	10.	ug/l		8270C	06/07/09	1
Phenol	U	0.59	10.	ug/l		8270C	06/07/09	1
Pentachlorophenol	U	0.33	1.0	ug/l		8270C	06/08/09	1
1,2,4,5-Tetrachlorobenzene	U	16.	50.	ug/l		8270C	06/07/09	1
2,4,5-Trichlorophenol	U	1.7	50.	ug/l		8270C	06/07/09	1
2,4,6-Trichlorophenol	U	2.0	10.	ug/l		8270C	06/07/09	1
2,3,4,6-Tetrachlorophenol	U	16.	50.	ug/l		8270C	06/16/09	1
Benzo(a)anthracene	U	0.33	1.0	ug/l	J4	8270C	06/07/09	1
Benzo(a)pyrene	U	0.33	1.0	ug/l		8270C	06/07/09	1
Benzo(b)fluoranthene	U	0.33	1.0	ug/l		8270C	06/07/09	1

U = ND (Not Detected)
RDL = Reported Detection Limit = LOQ = PQL = EQL
MDL = Minimum Detection Limit = LOD = SQL(TRRP)
Note:

The reported analytical results relate only to the sample submitted.
This report shall not be reproduced, except in full, without the written approval from ESC.

Reported: 06/23/09 13:13 Revised: 06/30/09 10:39



**ENVIRONMENTAL
SCIENCE CORP.**

12065 Lebanon Rd.
Mt. Juliet, TN 37122
(615) 758-5858
1-800-767-5859
Fax (615) 758-5859

Tax I.D. 62-0814289

Est. 1970

REPORT OF ANALYSIS

Chris Kramer
SLR International Corp. - West Linn
1800 Blankenship Road, Suite 440
West Linn, OR 97068

June 30, 2009

Date Received : June 02, 2009
Description : Nord Door Project - Everett, WA

ESC Sample # : L405290-02

Sample ID : GP-304-GW

Site ID : EVERETT, WA

Collected By :
Collection Date : 06/01/09 12:25

Project # : 088.0288.00017

Parameter	Result	MDL	RDL	Units	Q	Method	Date	Dil.
Benzo(k)fluoranthene	U	0.33	1.0	ug/l		8270C	06/07/09	1
Chrysene	U	0.33	1.0	ug/l	J4	8270C	06/07/09	1
Dibenz(a,h)anthracene	U	0.33	1.0	ug/l		8270C	06/07/09	1
Indeno(1,2,3-cd)pyrene	U	0.33	1.0	ug/l		8270C	06/07/09	1
Acenaphthene	4.8	0.33	1.0	ug/l		8270C	06/07/09	1
Anthracene	U	0.33	1.0	ug/l		8270C	06/07/09	1
Benzo(g,h,i)perylene	U	0.33	1.0	ug/l		8270C	06/07/09	1
Fluoranthene	U	0.33	1.0	ug/l	J4	8270C	06/07/09	1
Fluorene	0.44	0.33	1.0	ug/l	JJ4	8270C	06/07/09	1
Naphthalene	U	1.6	5.0	ug/l		8270C	06/07/09	1
Phenanthrene	U	0.33	1.0	ug/l		8270C	06/07/09	1
Pyrene	U	0.33	1.0	ug/l		8270C	06/07/09	1
Surrogate Recovery								
2-Fluorophenol	33.4			% Rec.		8270C	06/07/09	1
Phenol-d5	19.2			% Rec.		8270C	06/07/09	1
Nitrobenzene-d5	69.6			% Rec.		8270C	06/07/09	1
2-Fluorobiphenyl	73.8			% Rec.		8270C	06/07/09	1
2,4,6-Tribromophenol	110.			% Rec.		8270C	06/07/09	1
p-Terphenyl-d14	100.			% Rec.		8270C	06/07/09	1

U = ND (Not Detected)

RDL = Reported Detection Limit = LOQ = PQL = EQL

MDL = Minimum Detection Limit = LOD = SQL(TRRP)

Note:

The reported analytical results relate only to the sample submitted.

This report shall not be reproduced, except in full, without the written approval from ESC.

Reported: 06/23/09 13:13 Revised: 06/30/09 10:39



**ENVIRONMENTAL
SCIENCE CORP.**

12065 Lebanon Rd.
Mt. Juliet, TN 37122
(615) 758-5858
1-800-767-5859
Fax (615) 758-5859

Tax I.D. 62-0814289

Est. 1970

REPORT OF ANALYSIS

Chris Kramer
SLR International Corp. - West Linn
1800 Blankenship Road, Suite 440
West Linn, OR 97068

June 30, 2009

Date Received : June 02, 2009
Description : Nord Door Project - Everett, WA
Sample ID : GP-303-6
Collected By :
Collection Date : 06/01/09 12:30

ESC Sample # : L405290-03

Site ID : EVERETT, WA

Project # : 088.0288.00017

Parameter	Dry Result	MDL	RDL	Units	Q	Method	Date	Dil.
Total Solids	83.2			%		2540G	06/04/09	1
Mercury	0.14	0.0025	0.024	mg/kg		7471	06/07/09	1
Antimony	U	0.52	1.2	mg/kg		6010B	06/12/09	1
Arsenic	1.9	0.27	1.2	mg/kg		6010B	06/10/09	1
Beryllium	U	0.38	1.2	mg/kg	O	6010B	06/10/09	10
Cadmium	0.32	0.037	0.30	mg/kg		6010B	06/10/09	1
Chromium	25.	0.098	0.60	mg/kg		6010B	06/10/09	1
Copper	14.	0.30	1.2	mg/kg		6010B	06/10/09	1
Lead	5.6	0.96	3.0	mg/kg		6010B	06/10/09	10
Nickel	24.	0.49	1.2	mg/kg		6010B	06/10/09	1
Selenium	U	0.33	1.2	mg/kg		6010B	06/10/09	1
Silver	0.79	0.16	0.60	mg/kg		6010B	06/10/09	1
Thallium	3.2	0.30	1.2	mg/kg		6010B	06/10/09	1
Zinc	37.	0.44	1.8	mg/kg		6010B	06/10/09	1
Volatiles Organics								
Acetone	0.046	0.017	0.060	mg/kg	J	8260B	06/08/09	1
Benzene	U	0.00032	0.0012	mg/kg		8260B	06/08/09	1
Bromochloromethane	U	0.00045	0.0012	mg/kg		8260B	06/08/09	1
Bromodichloromethane	U	0.00039	0.0012	mg/kg		8260B	06/08/09	1
Bromoform	U	0.00058	0.0012	mg/kg		8260B	06/08/09	1
Bromomethane	U	0.0013	0.0060	mg/kg		8260B	06/08/09	1
2-Butanone (MEK)	U	0.0027	0.012	mg/kg		8260B	06/08/09	1
Carbon disulfide	0.0053	0.00033	0.0012	mg/kg		8260B	06/08/09	1
Carbon tetrachloride	U	0.00032	0.0012	mg/kg		8260B	06/08/09	1
Chlorobenzene	U	0.00025	0.0012	mg/kg		8260B	06/08/09	1
Chloroethane	U	0.00059	0.0060	mg/kg		8260B	06/08/09	1
Chloroform	U	0.00041	0.0060	mg/kg		8260B	06/08/09	1
Chloromethane	U	0.00056	0.0012	mg/kg		8260B	06/08/09	1
1,2-Dibromo-3-Chloropropane	U	0.0012	0.0060	mg/kg		8260B	06/08/09	1
Chlorodibromomethane	U	0.00023	0.0012	mg/kg		8260B	06/08/09	1
1,2-Dibromoethane	U	0.00032	0.0012	mg/kg		8260B	06/08/09	1
1,2-Dichlorobenzene	U	0.00024	0.0012	mg/kg		8260B	06/08/09	1
1,3-Dichlorobenzene	U	0.00038	0.0012	mg/kg		8260B	06/08/09	1
1,4-Dichlorobenzene	U	0.00022	0.0012	mg/kg		8260B	06/08/09	1
Dichlorodifluoromethane	U	0.00032	0.0060	mg/kg		8260B	06/08/09	1
1,1-Dichloroethane	U	0.00026	0.0012	mg/kg		8260B	06/08/09	1
1,2-Dichloroethane	U	0.00053	0.0012	mg/kg		8260B	06/08/09	1
1,1-Dichloroethene	U	0.00074	0.0012	mg/kg		8260B	06/08/09	1
cis-1,2-Dichloroethene	U	0.00072	0.0012	mg/kg		8260B	06/08/09	1
trans-1,2-Dichloroethene	U	0.00068	0.0012	mg/kg		8260B	06/08/09	1

Results listed are dry weight basis.

U = ND (Not Detected)

MDL = Minimum Detection Limit = LOD

RDL = Reported Detection Limit = LOQ = PQL = EQL

Note:

This report shall not be reproduced, except in full, without the written approval from ESC.

The reported analytical results relate only to the sample submitted

Reported: 06/23/09 13:13 Revised: 06/30/09 10:39



**ENVIRONMENTAL
SCIENCE CORP.**

12065 Lebanon Rd.
Mt. Juliet, TN 37122
(615) 758-5858
1-800-767-5859
Fax (615) 758-5859

Tax I.D. 62-0814289

Est. 1970

REPORT OF ANALYSIS

Chris Kramer
SLR International Corp. - West Linn
1800 Blankenship Road, Suite 440
West Linn, OR 97068

June 30, 2009

Date Received : June 02, 2009
Description : Nord Door Project - Everett, WA
Sample ID : GP-303-6
Collected By :
Collection Date : 06/01/09 12:30

ESC Sample # : L405290-03

Site ID : EVERETT, WA

Project # : 088.0288.00017

Parameter	Dry Result	MDL	RDL	Units	Q	Method	Date	Dil.
1,2-Dichloropropane	U	0.00075	0.0012	mg/kg		8260B	06/08/09	1
cis-1,3-Dichloropropene	U	0.00026	0.0012	mg/kg		8260B	06/08/09	1
trans-1,3-Dichloropropene	U	0.00036	0.0012	mg/kg		8260B	06/08/09	1
Ethylbenzene	U	0.00023	0.0012	mg/kg		8260B	06/08/09	1
2-Hexanone	U	0.00036	0.0012	mg/kg		8260B	06/08/09	1
Isopropylbenzene	U	0.00021	0.0012	mg/kg		8260B	06/08/09	1
4-Methyl-2-pentanone (MIBK)	U	0.0014	0.012	mg/kg		8260B	06/08/09	1
Methyl tert-butyl ether	U	0.00028	0.0012	mg/kg		8260B	06/08/09	1
Methylene Chloride	U	0.00060	0.0060	mg/kg		8260B	06/08/09	1
Styrene	U	0.00020	0.0012	mg/kg		8260B	06/08/09	1
1,1,2,2-Tetrachloroethane	U	0.00033	0.0012	mg/kg		8260B	06/08/09	1
Tetrachloroethene	U	0.00023	0.0012	mg/kg		8260B	06/08/09	1
Toluene	U	0.0012	0.0060	mg/kg		8260B	06/08/09	1
1,1,2-Trichloro-1,2,2-trifluoro	U	0.00025	0.0012	mg/kg		8260B	06/08/09	1
1,2,3-Trichlorobenzene	U	0.00023	0.0012	mg/kg		8260B	06/08/09	1
1,2,4-Trichlorobenzene	U	0.00025	0.0012	mg/kg		8260B	06/08/09	1
1,1,1-Trichloroethane	U	0.00052	0.0012	mg/kg		8260B	06/08/09	1
1,1,2-Trichloroethane	U	0.00046	0.0012	mg/kg		8260B	06/08/09	1
Trichloroethene	U	0.00034	0.0012	mg/kg		8260B	06/08/09	1
Trichlorofluoromethane	U	0.00027	0.0060	mg/kg		8260B	06/08/09	1
Vinyl chloride	U	0.00029	0.0012	mg/kg		8260B	06/08/09	1
Xylenes, Total	U	0.00046	0.0036	mg/kg		8260B	06/08/09	1
Cyclohexane	U	0.00033	0.0012	mg/kg		8260B	06/08/09	1
1,4-Dioxane	U	0.033	0.12	mg/kg		8260B	06/08/09	1
Methyl Acetate	U	0.0066	0.024	mg/kg		8260B	06/08/09	1
Methyl Cyclohexane	U	0.00033	0.0012	mg/kg		8260B	06/08/09	1
Surrogate Recovery								
Toluene-d8	93.2			% Rec.		8260B	06/08/09	1
Dibromofluoromethane	122.			% Rec.		8260B	06/08/09	1
4-Bromofluorobenzene	82.1			% Rec.		8260B	06/08/09	1
Gasoline Range (C7-C10)	U	1.3	4.8	mg/kg		NWTPH-HC	06/09/09	1
Mineral Spirits	U	1.3	4.8	mg/kg		NWTPH-HC	06/09/09	1
Kerosene (C9-C16)	U	1.3	4.8	mg/kg		NWTPH-HC	06/09/09	1
Diesel (C7-C26)	2.4	1.3	4.8	mg/kg	J	NWTPH-HC	06/09/09	1
#6 Fuel Oil (C10-C32)	U	1.3	4.8	mg/kg		NWTPH-HC	06/09/09	1
Hydraulic Fluid (C12-C33)	U	1.3	4.8	mg/kg		NWTPH-HC	06/09/09	1
Motor Oil (C16-C40)	8.4	3.3	12.	mg/kg	J	NWTPH-HC	06/09/09	1
Surrogate recovery(%)								
o-Terphenyl	75.5			% Rec.		NWTPH-HC	06/09/09	1
Polychlorinated Biphenyls								
PCB 1016	U	0.0020	0.020	mg/kg		8082	06/09/09	1

Results listed are dry weight basis.

U = ND (Not Detected)

MDL = Minimum Detection Limit = LOD

RDL = Reported Detection Limit = LOQ = PQL = EQL

Note:

This report shall not be reproduced, except in full, without the written approval from ESC.

The reported analytical results relate only to the sample submitted

Reported: 06/23/09 13:13 Revised: 06/30/09 10:39



**ENVIRONMENTAL
SCIENCE CORP.**

12065 Lebanon Rd.
Mt. Juliet, TN 37122
(615) 758-5858
1-800-767-5859
Fax (615) 758-5859

Tax I.D. 62-0814289

Est. 1970

REPORT OF ANALYSIS

Chris Kramer
SLR International Corp. - West Linn
1800 Blankenship Road, Suite 440
West Linn, OR 97068

June 30, 2009

Date Received : June 02, 2009
Description : Nord Door Project - Everett, WA
Sample ID : GP-303-6
Collected By :
Collection Date : 06/01/09 12:30

ESC Sample # : L405290-03
Site ID : EVERETT, WA
Project # : 088.0288.00017

Parameter	Dry Result	MDL	RDL	Units	Q	Method	Date	Dil.
PCB 1221	U	0.0049	0.020	mg/kg		8082	06/09/09	1
PCB 1232	U	0.0072	0.020	mg/kg		8082	06/09/09	1
PCB 1242	U	0.0049	0.020	mg/kg		8082	06/09/09	1
PCB 1248	U	0.0027	0.020	mg/kg		8082	06/09/09	1
PCB 1254	U	0.0050	0.020	mg/kg		8082	06/09/09	1
PCB 1260	U	0.0028	0.020	mg/kg		8082	06/09/09	1
PCBs Surrogates								
Decachlorobiphenyl	160.			% Rec.	J1	8082	06/09/09	1
Tetrachloro-m-xylene	164.			% Rec.	J1	8082	06/09/09	1
Base/Neutral Extractables								
Acenaphthylene	U	0.028	0.040	mg/kg		8270C	06/10/09	1
Acetophenone	U	0.011	0.040	mg/kg		8270C	06/10/09	1
Atrazine	U	0.11	0.40	mg/kg		8270C	06/10/09	1
Benzaldehyde	U	0.11	0.40	mg/kg		8270C	06/10/09	1
Biphenyl	U	0.11	0.40	mg/kg		8270C	06/10/09	1
Bis(2-chlorethoxy)methane	U	0.032	0.40	mg/kg		8270C	06/10/09	1
Bis(2-chloroethyl)ether	U	0.028	0.40	mg/kg		8270C	06/10/09	1
Bis(2-chloroisopropyl)ether	U	0.033	0.40	mg/kg		8270C	06/10/09	1
4-Bromophenyl-phenylether	U	0.022	0.40	mg/kg		8270C	06/10/09	1
2-Chloronaphthalene	U	0.026	0.40	mg/kg		8270C	06/10/09	1
4-Chlorophenyl-phenylether	U	0.025	0.40	mg/kg		8270C	06/10/09	1
3,3-Dichlorobenzidine	U	0.031	0.40	mg/kg		8270C	06/10/09	1
2,4-Dinitrotoluene	U	0.025	0.40	mg/kg		8270C	06/10/09	1
2,6-Dinitrotoluene	U	0.023	0.40	mg/kg		8270C	06/10/09	1
Hexachlorobenzene	U	0.025	0.40	mg/kg		8270C	06/10/09	1
Hexachloro-1,3-butadiene	U	0.032	0.40	mg/kg		8270C	06/10/09	1
Hexachlorocyclopentadiene	U	0.035	0.40	mg/kg		8270C	06/10/09	1
Hexachloroethane	U	0.033	0.40	mg/kg		8270C	06/10/09	1
Isophorone	U	0.038	0.40	mg/kg		8270C	06/10/09	1
2-Methylnaphthalene	U	0.026	0.40	mg/kg		8270C	06/10/09	1
2-Methylphenol	U	0.033	0.40	mg/kg		8270C	06/10/09	1
3&4-Methyl Phenol	U	0.033	0.40	mg/kg		8270C	06/10/09	1
2-Nitroaniline	U	0.021	0.40	mg/kg		8270C	06/10/09	1
3-Nitroaniline	U	0.065	0.40	mg/kg		8270C	06/10/09	1
4-Nitroaniline	U	0.038	0.40	mg/kg		8270C	06/10/09	1
Nitrobenzene	U	0.028	0.40	mg/kg		8270C	06/10/09	1
n-Nitrosodiphenylamine	U	0.034	0.40	mg/kg		8270C	06/10/09	1
n-Nitrosodi-n-propylamine	U	0.033	0.40	mg/kg		8270C	06/10/09	1
Benzylbutyl phthalate	U	0.038	0.40	mg/kg		8270C	06/10/09	1
Caprolactam	U	0.11	0.40	mg/kg		8270C	06/10/09	1
Carbazole	U	0.029	0.40	mg/kg		8270C	06/10/09	1
Bis(2-ethylhexyl)phthalate	U	0.060	0.40	mg/kg		8270C	06/10/09	1

Results listed are dry weight basis.

U = ND (Not Detected)

MDL = Minimum Detection Limit = LOD

RDL = Reported Detection Limit = LOQ = PQL = EQL

Note:

This report shall not be reproduced, except in full, without the written approval from ESC.

The reported analytical results relate only to the sample submitted

Reported: 06/23/09 13:13 Revised: 06/30/09 10:39



**ENVIRONMENTAL
SCIENCE CORP.**

12065 Lebanon Rd.
Mt. Juliet, TN 37122
(615) 758-5858
1-800-767-5859
Fax (615) 758-5859

Tax I.D. 62-0814289

Est. 1970

REPORT OF ANALYSIS

Chris Kramer
SLR International Corp. - West Linn
1800 Blankenship Road, Suite 440
West Linn, OR 97068

June 30, 2009

Date Received : June 02, 2009
Description : Nord Door Project - Everett, WA
Sample ID : GP-303-6
Collected By :
Collection Date : 06/01/09 12:30

ESC Sample # : L405290-03

Site ID : EVERETT, WA

Project # : 088.0288.00017

Parameter	Dry Result	MDL	RDL	Units	Q	Method	Date	Dil.
4-Chloroaniline	U	0.036	0.40	mg/kg		8270C	06/10/09	1
Di-n-butyl phthalate	U	0.027	0.40	mg/kg		8270C	06/10/09	1
Dibenzofuran	U	0.022	0.40	mg/kg		8270C	06/10/09	1
Diethyl phthalate	U	0.040	0.40	mg/kg		8270C	06/10/09	1
Dimethyl phthalate	U	0.026	0.40	mg/kg		8270C	06/10/09	1
Di-n-octyl phthalate	U	0.036	0.40	mg/kg		8270C	06/10/09	1
Acid Extractables								
4-Chloro-3-methylphenol	U	0.034	0.40	mg/kg		8270C	06/10/09	1
2-Chlorophenol	U	0.031	0.40	mg/kg		8270C	06/10/09	1
2,4-Dichlorophenol	U	0.024	0.40	mg/kg		8270C	06/10/09	1
2,4-Dimethylphenol	U	0.038	0.40	mg/kg	J4	8270C	06/10/09	1
4,6-Dinitro-2-methylphenol	U	0.040	0.40	mg/kg		8270C	06/10/09	1
2,4-Dinitrophenol	U	0.041	0.40	mg/kg		8270C	06/10/09	1
2-Nitrophenol	U	0.027	0.40	mg/kg		8270C	06/10/09	1
4-Nitrophenol	U	0.027	0.40	mg/kg		8270C	06/10/09	1
Pentachlorophenol	U	0.031	0.40	mg/kg		8270C	06/10/09	1
Phenol	U	0.029	0.40	mg/kg		8270C	06/10/09	1
1,2,4,5-Tetrachlorobenzene	U	0.016	0.060	mg/kg		8270C	06/10/09	1
2,4,5-Trichlorophenol	U	0.030	0.40	mg/kg		8270C	06/10/09	1
2,4,6-Trichlorophenol	U	0.028	0.40	mg/kg		8270C	06/10/09	1
2,3,4,6-Tetrachlorophenol	U	0.016	0.060	mg/kg		8270C	06/17/09	1
Benzo(a)anthracene	U	0.032	0.40	mg/kg		8270C	06/10/09	1
Benzo(a)pyrene	U	0.027	0.40	mg/kg		8270C	06/10/09	1
Benzo(b)fluoranthene	U	0.030	0.40	mg/kg		8270C	06/10/09	1
Benzo(k)fluoranthene	U	0.031	0.40	mg/kg		8270C	06/10/09	1
Chrysene	U	0.035	0.40	mg/kg		8270C	06/10/09	1
Dibenz(a,h)anthracene	U	0.028	0.40	mg/kg		8270C	06/10/09	1
Indeno(1,2,3-cd)pyrene	U	0.029	0.40	mg/kg		8270C	06/10/09	1
Acenaphthene	U	0.024	0.40	mg/kg		8270C	06/10/09	1
Anthracene	U	0.023	0.40	mg/kg		8270C	06/10/09	1
Benzo(g,h,i)perylene	U	0.029	0.40	mg/kg		8270C	06/10/09	1
Fluoranthene	U	0.024	0.40	mg/kg		8270C	06/10/09	1
Fluorene	U	0.023	0.40	mg/kg		8270C	06/10/09	1
Naphthalene	U	0.026	0.40	mg/kg		8270C	06/10/09	1
Phenanthrene	U	0.025	0.40	mg/kg		8270C	06/10/09	1
Pyrene	U	0.036	0.40	mg/kg		8270C	06/10/09	1
Surrogate Recovery								
Nitrobenzene-d5	32.4			% Rec.		8270C	06/10/09	1
2-Fluorobiphenyl	50.5			% Rec.		8270C	06/10/09	1
p-Terphenyl-d14	54.9			% Rec.		8270C	06/10/09	1
Phenol-d5	40.1			% Rec.		8270C	06/10/09	1
2-Fluorophenol	39.4			% Rec.		8270C	06/10/09	1
2,4,6-Tribromophenol	56.2			% Rec.		8270C	06/10/09	1

Results listed are dry weight basis.

U = ND (Not Detected)

MDL = Minimum Detection Limit = LOD

RDL = Reported Detection Limit = LOQ = PQL = EQL

Note:

This report shall not be reproduced, except in full, without the written approval from ESC.

The reported analytical results relate only to the sample submitted

Reported: 06/23/09 13:13 Revised: 06/30/09 10:39



**ENVIRONMENTAL
SCIENCE CORP.**

12065 Lebanon Rd.
Mt. Juliet, TN 37122
(615) 758-5858
1-800-767-5859
Fax (615) 758-5859

Tax I.D. 62-0814289

Est. 1970

REPORT OF ANALYSIS

Chris Kramer
SLR International Corp. - West Linn
1800 Blankenship Road, Suite 440
West Linn, OR 97068

June 30, 2009

Date Received : June 02, 2009
Description : Nord Door Project - Everett, WA
Sample ID : GP-303-GW
Collected By :
Collection Date : 06/01/09 13:05

ESC Sample # : L405290-04
Site ID : EVERETT, WA
Project # : 088.0288.00017

Parameter	Result	MDL	RDL	Units	Q	Method	Date	Dil.
Volatile Organics								
Acetone	U	8.9	25.	ug/l	J4	8260B	06/05/09	1
Benzene	U	0.29	0.50	ug/l		8260B	06/05/09	1
Bromochloromethane	U	0.44	0.50	ug/l		8260B	06/05/09	1
Bromodichloromethane	U	0.37	0.50	ug/l		8260B	06/05/09	1
Bromoform	U	0.51	0.50	ug/l		8260B	06/05/09	1
Bromomethane	U	0.89	0.50	ug/l		8260B	06/05/09	1
2-Butanone (MEK)	U	4.5	2.5	ug/l		8260B	06/05/09	1
Carbon disulfide	U	0.32	0.50	ug/l		8260B	06/05/09	1
Carbon tetrachloride	U	0.31	0.50	ug/l		8260B	06/05/09	1
Chlorobenzene	U	0.26	0.50	ug/l		8260B	06/05/09	1
Chloroethane	U	0.86	0.50	ug/l		8260B	06/05/09	1
Chloroform	U	0.33	0.50	ug/l		8260B	06/05/09	1
Chloromethane	U	0.25	0.50	ug/l		8260B	06/05/09	1
1,2-Dibromo-3-Chloropropane	U	0.48	1.0	ug/l		8260B	06/05/09	1
Chlorodibromomethane	U	0.42	0.50	ug/l		8260B	06/05/09	1
1,2-Dibromoethane	U	0.48	0.50	ug/l		8260B	06/05/09	1
1,2-Dichlorobenzene	U	0.29	0.50	ug/l		8260B	06/05/09	1
1,3-Dichlorobenzene	U	0.19	0.50	ug/l		8260B	06/05/09	1
1,4-Dichlorobenzene	U	0.30	0.50	ug/l		8260B	06/05/09	1
Dichlorodifluoromethane	U	0.54	0.50	ug/l		8260B	06/05/09	1
1,1-Dichloroethane	U	0.31	0.50	ug/l		8260B	06/05/09	1
1,2-Dichloroethane	U	0.27	0.50	ug/l		8260B	06/05/09	1
1,1-Dichloroethene	U	0.50	0.50	ug/l		8260B	06/05/09	1
cis-1,2-Dichloroethene	U	0.38	0.50	ug/l		8260B	06/05/09	1
trans-1,2-Dichloroethene	U	0.30	0.50	ug/l		8260B	06/05/09	1
1,2-Dichloropropane	U	0.52	0.50	ug/l		8260B	06/05/09	1
cis-1,3-Dichloropropene	U	0.26	0.50	ug/l		8260B	06/05/09	1
trans-1,3-Dichloropropene	U	0.24	0.50	ug/l		8260B	06/05/09	1
Ethylbenzene	U	0.22	0.50	ug/l		8260B	06/05/09	1
2-Hexanone	U	0.16	2.5	ug/l		8260B	06/05/09	1
Isopropylbenzene	U	0.19	0.50	ug/l		8260B	06/05/09	1
4-Methyl-2-pentanone (MIBK)	U	1.4	2.5	ug/l		8260B	06/05/09	1
Methyl tert-butyl ether	U	0.19	0.50	ug/l		8260B	06/05/09	1
Methylene Chloride	U	0.30	2.5	ug/l		8260B	06/05/09	1
Styrene	U	0.38	0.50	ug/l		8260B	06/05/09	1
1,1,2,2-Tetrachloroethane	U	0.22	0.50	ug/l		8260B	06/05/09	1
Tetrachloroethene	U	0.29	0.50	ug/l		8260B	06/05/09	1
Toluene	U	0.27	0.50	ug/l		8260B	06/05/09	1
1,1,2-Trichloro-1,2,2-trifluoro	U	0.22	0.50	ug/l		8260B	06/05/09	1
1,2,3-Trichlorobenzene	U	0.24	0.50	ug/l		8260B	06/05/09	1
1,2,4-Trichlorobenzene	U	0.26	0.50	ug/l		8260B	06/05/09	1
1,1,1-Trichloroethane	U	0.27	0.50	ug/l		8260B	06/05/09	1

U = ND (Not Detected)
RDL = Reported Detection Limit = LOQ = PQL = EQL
MDL = Minimum Detection Limit = LOD = SQL(TRRP)
Note:

The reported analytical results relate only to the sample submitted.
This report shall not be reproduced, except in full, without the written approval from ESC.

Reported: 06/23/09 13:13 Revised: 06/30/09 10:39



**ENVIRONMENTAL
SCIENCE CORP.**

12065 Lebanon Rd.
Mt. Juliet, TN 37122
(615) 758-5858
1-800-767-5859
Fax (615) 758-5859

Tax I.D. 62-0814289

Est. 1970

REPORT OF ANALYSIS

Chris Kramer
SLR International Corp. - West Linn
1800 Blankenship Road, Suite 440
West Linn, OR 97068

June 30, 2009

Date Received : June 02, 2009
Description : Nord Door Project - Everett, WA
Sample ID : GP-303-GW
Collected By :
Collection Date : 06/01/09 13:05

ESC Sample # : L405290-04

Site ID : EVERETT, WA

Project # : 088.0288.00017

Parameter	Result	MDL	RDL	Units	Q	Method	Date	Dil.
1,1,2-Trichloroethane	U	0.45	0.50	ug/l		8260B	06/05/09	1
Trichloroethene	U	0.37	0.50	ug/l		8260B	06/05/09	1
Trichlorofluoromethane	U	0.29	0.50	ug/l		8260B	06/05/09	1
Vinyl chloride	U	0.29	0.50	ug/l		8260B	06/05/09	1
Xylenes, Total	U	0.86	1.5	ug/l		8260B	06/05/09	1
Cyclohexane	U	0.30	1.0	ug/l	Q	8260B	06/21/09	1
1,4-Dioxane	U	33.	100	ug/l	Q	8260B	06/21/09	1
Methyl Acetate	U	6.6	20.	ug/l	Q	8260B	06/21/09	1
Methyl Cyclohexane	U	0.33	1.0	ug/l	Q	8260B	06/21/09	1
Surrogate Recovery								
Toluene-d8	100.			% Rec.		8260B	06/05/09	1
Dibromofluoromethane	102.			% Rec.		8260B	06/05/09	1
4-Bromofluorobenzene	99.0			% Rec.		8260B	06/05/09	1
Gasoline Range (C7-C10)	U	33.	100	ug/l		NWTPH-H	06/03/09	1
Mineral Spirits	U	33.	100	ug/l		NWTPH-H	06/03/09	1
Kerosene (C9-C16)	U	33.	100	ug/l		NWTPH-H	06/03/09	1
Diesel (C7-C26)	U	33.	100	ug/l		NWTPH-H	06/03/09	1
#6 Fuel Oil (C10-C32)	U	33.	100	ug/l		NWTPH-H	06/03/09	1
Hydraulic Fluid (C12-C33)	U	33.	100	ug/l		NWTPH-H	06/03/09	1
Motor Oil (C16-C40)	U	170	500	ug/l		NWTPH-H	06/03/09	1
Surrogate recovery(%)								
o-Terphenyl	69.3			% Rec.		NWTPH-H	06/03/09	1
Base/Neutral Extractables								
Acenaphthylene	U	0.33	1.0	ug/l		8270C	06/07/09	1
Acetophenone	U	16.	50.	ug/l		8270C	06/07/09	1
Atrazine	U	3.3	10.	ug/l		8270C	06/07/09	1
Benzaldehyde	U	3.3	10.	ug/l		8270C	06/07/09	1
Biphenyl	U	3.3	10.	ug/l		8270C	06/07/09	1
Bis(2-chlorethoxy)methane	U	3.3	10.	ug/l		8270C	06/07/09	1
Bis(2-chloroethyl)ether	U	3.3	10.	ug/l		8270C	06/07/09	1
Bis(2-chloroisopropyl)ether	U	3.3	10.	ug/l		8270C	06/07/09	1
4-Bromophenyl-phenylether	U	3.3	10.	ug/l		8270C	06/07/09	1
2-Chloronaphthalene	U	3.3	10.	ug/l		8270C	06/07/09	1
4-Chlorophenyl-phenylether	U	3.3	10.	ug/l		8270C	06/07/09	1
3,3-Dichlorobenzidine	U	3.3	10.	ug/l		8270C	06/07/09	1
2,4-Dinitrotoluene	U	3.3	10.	ug/l		8270C	06/07/09	1
2,6-Dinitrotoluene	U	3.3	10.	ug/l		8270C	06/07/09	1
Hexachlorobenzene	U	3.3	10.	ug/l		8270C	06/07/09	1
Hexachloro-1,3-butadiene	U	3.3	10.	ug/l		8270C	06/07/09	1
Hexachlorocyclopentadiene	U	3.3	10.	ug/l		8270C	06/07/09	1
Hexachloroethane	U	3.3	10.	ug/l		8270C	06/07/09	1

U = ND (Not Detected)

RDL = Reported Detection Limit = LOQ = PQL = EQL

MDL = Minimum Detection Limit = LOD = SQL(TRRP)

Note:

The reported analytical results relate only to the sample submitted.

This report shall not be reproduced, except in full, without the written approval from ESC.

Reported: 06/23/09 13:13 Revised: 06/30/09 10:39



**ENVIRONMENTAL
SCIENCE CORP.**

12065 Lebanon Rd.
Mt. Juliet, TN 37122
(615) 758-5858
1-800-767-5859
Fax (615) 758-5859

Tax I.D. 62-0814289

Est. 1970

REPORT OF ANALYSIS

Chris Kramer
SLR International Corp. - West Linn
1800 Blankenship Road, Suite 440
West Linn, OR 97068

June 30, 2009

Date Received : June 02, 2009
Description : Nord Door Project - Everett, WA
Sample ID : GP-303-GW
Collected By :
Collection Date : 06/01/09 13:05

ESC Sample # : L405290-04

Site ID : EVERETT, WA

Project # : 088.0288.00017

Parameter	Result	MDL	RDL	Units	Q	Method	Date	Dil.
Isophorone	U	3.3	10.	ug/l		8270C	06/07/09	1
2-Methylnaphthalene	U	3.3	10.	ug/l		8270C	06/07/09	1
2-Methylphenol	U	1.3	10.	ug/l		8270C	06/07/09	1
3&4-methyl phenol	U	1.1	10.	ug/l		8270C	06/07/09	1
2-Nitroaniline	U	1.5	10.	ug/l		8270C	06/07/09	1
3-Nitroaniline	U	1.2	10.	ug/l		8270C	06/07/09	1
4-Nitroaniline	U	1.6	10.	ug/l		8270C	06/07/09	1
Nitrobenzene	U	3.3	10.	ug/l		8270C	06/07/09	1
n-Nitrosodiphenylamine	U	3.3	10.	ug/l		8270C	06/07/09	1
n-Nitrosodi-n-propylamine	U	3.3	10.	ug/l		8270C	06/07/09	1
Benzylbutyl phthalate	U	3.3	10.	ug/l		8270C	06/07/09	1
Caprolactam	U	3.3	10.	ug/l	L1	8270C	06/07/09	1
Carbazole	U	0.95	10.	ug/l		8270C	06/07/09	1
Bis(2-ethylhexyl)phthalate	U	2.0	6.0	ug/l		8270C	06/07/09	1
4-Chloroaniline	U	2.6	10.	ug/l		8270C	06/07/09	1
Di-n-butyl phthalate	U	3.3	10.	ug/l		8270C	06/07/09	1
Dibenzofuran	U	1.5	10.	ug/l		8270C	06/07/09	1
Diethyl phthalate	U	3.3	10.	ug/l		8270C	06/07/09	1
Dimethyl phthalate	U	3.3	10.	ug/l		8270C	06/07/09	1
Di-n-octyl phthalate	U	3.3	10.	ug/l		8270C	06/07/09	1
Acid Extractables								
4-Chloro-3-methylphenol	U	1.8	10.	ug/l		8270C	06/07/09	1
2-Chlorophenol	U	1.3	10.	ug/l		8270C	06/07/09	1
2,4-Dichlorophenol	U	2.0	10.	ug/l		8270C	06/07/09	1
2,4-Dimethylphenol	U	2.1	10.	ug/l	J4	8270C	06/07/09	1
4,6-Dinitro-2-methylphenol	U	2.2	10.	ug/l		8270C	06/07/09	1
2,4-Dinitrophenol	U	1.2	10.	ug/l		8270C	06/07/09	1
2-Nitrophenol	U	2.1	10.	ug/l		8270C	06/07/09	1
4-Nitrophenol	U	0.76	10.	ug/l		8270C	06/07/09	1
Phenol	U	0.59	10.	ug/l		8270C	06/07/09	1
Pentachlorophenol	U	0.33	1.0	ug/l		8270C	06/08/09	1
1,2,4,5-Tetrachlorobenzene	U	16.	50.	ug/l		8270C	06/07/09	1
2,4,5-Trichlorophenol	U	1.7	50.	ug/l		8270C	06/07/09	1
2,4,6-Trichlorophenol	U	2.0	10.	ug/l		8270C	06/07/09	1
2,3,4,6-Tetrachlorophenol	U	16.	50.	ug/l		8270C	06/16/09	1
Benzo(a)anthracene	U	0.33	1.0	ug/l	J4	8270C	06/07/09	1
Benzo(a)pyrene	U	0.33	1.0	ug/l		8270C	06/07/09	1
Benzo(b)fluoranthene	U	0.33	1.0	ug/l		8270C	06/07/09	1
Benzo(k)fluoranthene	U	0.33	1.0	ug/l		8270C	06/07/09	1
Chrysene	U	0.33	1.0	ug/l	J4	8270C	06/07/09	1
Dibenz(a,h)anthracene	U	0.33	1.0	ug/l		8270C	06/07/09	1
Indeno(1,2,3-cd)pyrene	U	0.33	1.0	ug/l		8270C	06/07/09	1
Acenaphthene	U	0.33	1.0	ug/l		8270C	06/07/09	1

U = ND (Not Detected)
RDL = Reported Detection Limit = LOQ = PQL = EQL
MDL = Minimum Detection Limit = LOD = SQL(TRRP)
Note:

The reported analytical results relate only to the sample submitted.
This report shall not be reproduced, except in full, without the written approval from ESC.

Reported: 06/23/09 13:13 Revised: 06/30/09 10:39



**ENVIRONMENTAL
SCIENCE CORP.**

12065 Lebanon Rd.
Mt. Juliet, TN 37122
(615) 758-5858
1-800-767-5859
Fax (615) 758-5859

Tax I.D. 62-0814289

Est. 1970

REPORT OF ANALYSIS

Chris Kramer
SLR International Corp. - West Linn
1800 Blankenship Road, Suite 440
West Linn, OR 97068

June 30, 2009

Date Received : June 02, 2009
Description : Nord Door Project - Everett, WA
Sample ID : GP-303-GW
Collected By :
Collection Date : 06/01/09 13:05

ESC Sample # : L405290-04
Site ID : EVERETT, WA
Project # : 088.0288.00017

Parameter	Result	MDL	RDL	Units	Q	Method	Date	Dil.
Anthracene	U	0.33	1.0	ug/l		8270C	06/07/09	1
Benzo(g,h,i)perylene	U	0.33	1.0	ug/l		8270C	06/07/09	1
Fluoranthene	U	0.33	1.0	ug/l	J4	8270C	06/07/09	1
Fluorene	U	0.33	1.0	ug/l	J4	8270C	06/07/09	1
Naphthalene	U	1.6	5.0	ug/l		8270C	06/07/09	1
Phenanthrene	U	0.33	1.0	ug/l		8270C	06/07/09	1
Pyrene	U	0.33	1.0	ug/l		8270C	06/07/09	1
Surrogate Recovery								
2-Fluorophenol	37.5			% Rec.		8270C	06/07/09	1
Phenol-d5	24.1			% Rec.		8270C	06/07/09	1
Nitrobenzene-d5	69.8			% Rec.		8270C	06/07/09	1
2-Fluorobiphenyl	76.7			% Rec.		8270C	06/07/09	1
2,4,6-Tribromophenol	104.			% Rec.		8270C	06/07/09	1
p-Terphenyl-d14	107.			% Rec.		8270C	06/07/09	1

U = ND (Not Detected)
RDL = Reported Detection Limit = LOQ = PQL = EQL
MDL = Minimum Detection Limit = LOD = SQL(TRRP)
Note:

The reported analytical results relate only to the sample submitted.
This report shall not be reproduced, except in full, without the written approval from ESC.

Reported: 06/23/09 13:13 Revised: 06/30/09 10:39



**ENVIRONMENTAL
SCIENCE CORP.**

12065 Lebanon Rd.
Mt. Juliet, TN 37122
(615) 758-5858
1-800-767-5859
Fax (615) 758-5859

Tax I.D. 62-0814289

Est. 1970

REPORT OF ANALYSIS

Chris Kramer
SLR International Corp. - West Linn
1800 Blankenship Road, Suite 440
West Linn, OR 97068

June 30, 2009

Date Received : June 02, 2009
Description : Nord Door Project - Everett, WA
Sample ID : GP-306-7
Collected By :
Collection Date : 06/01/09 13:40

ESC Sample # : L405290-05

Site ID : EVERETT, WA

Project # : 088.0288.00017

Parameter	Dry Result	MDL	RDL	Units	Q	Method	Date	Dil.
Total Solids	91.3			%		2540G	06/04/09	1
Mercury	0.015	0.0025	0.022	mg/kg	J	7471	06/07/09	1
Antimony	U	0.52	1.1	mg/kg		6010B	06/12/09	1
Arsenic	4.4	0.27	1.1	mg/kg		6010B	06/10/09	1
Beryllium	U	0.38	1.1	mg/kg	O	6010B	06/10/09	10
Cadmium	0.31	0.037	0.27	mg/kg		6010B	06/10/09	1
Chromium	25.	0.098	0.55	mg/kg		6010B	06/10/09	1
Copper	14.	0.30	1.1	mg/kg		6010B	06/10/09	1
Lead	5.4	0.96	2.7	mg/kg		6010B	06/10/09	10
Nickel	24.	0.49	1.1	mg/kg		6010B	06/10/09	1
Selenium	U	0.33	1.1	mg/kg		6010B	06/10/09	1
Silver	0.94	0.16	0.55	mg/kg		6010B	06/10/09	1
Thallium	4.2	0.30	1.1	mg/kg		6010B	06/10/09	1
Zinc	36.	0.44	1.6	mg/kg		6010B	06/10/09	1
Volatile Organics								
Acetone	U	0.017	0.055	mg/kg		8260B	06/05/09	1
Benzene	U	0.00032	0.0011	mg/kg		8260B	06/05/09	1
Bromochloromethane	U	0.00045	0.0011	mg/kg		8260B	06/05/09	1
Bromodichloromethane	U	0.00039	0.0011	mg/kg		8260B	06/05/09	1
Bromoform	U	0.00058	0.0011	mg/kg	J3	8260B	06/05/09	1
Bromomethane	U	0.0013	0.0055	mg/kg		8260B	06/05/09	1
2-Butanone (MEK)	U	0.0027	0.011	mg/kg		8260B	06/05/09	1
Carbon disulfide	U	0.00033	0.0011	mg/kg		8260B	06/05/09	1
Carbon tetrachloride	U	0.00032	0.0011	mg/kg		8260B	06/05/09	1
Chlorobenzene	U	0.00025	0.0011	mg/kg		8260B	06/05/09	1
Chloroethane	U	0.00059	0.0055	mg/kg		8260B	06/05/09	1
Chloroform	U	0.00041	0.0055	mg/kg		8260B	06/05/09	1
Chloromethane	U	0.00056	0.0011	mg/kg		8260B	06/05/09	1
1,2-Dibromo-3-Chloropropane	U	0.0012	0.0055	mg/kg		8260B	06/05/09	1
Chlorodibromomethane	U	0.00023	0.0011	mg/kg		8260B	06/05/09	1
1,2-Dibromoethane	U	0.00032	0.0011	mg/kg		8260B	06/05/09	1
1,2-Dichlorobenzene	U	0.00024	0.0011	mg/kg		8260B	06/05/09	1
1,3-Dichlorobenzene	U	0.00038	0.0011	mg/kg		8260B	06/05/09	1
1,4-Dichlorobenzene	U	0.00022	0.0011	mg/kg		8260B	06/05/09	1
Dichlorodifluoromethane	U	0.00032	0.0055	mg/kg		8260B	06/05/09	1
1,1-Dichloroethane	U	0.00026	0.0011	mg/kg		8260B	06/05/09	1
1,2-Dichloroethane	U	0.00053	0.0011	mg/kg		8260B	06/05/09	1
1,1-Dichloroethene	U	0.00074	0.0011	mg/kg		8260B	06/05/09	1
cis-1,2-Dichloroethene	U	0.00072	0.0011	mg/kg		8260B	06/05/09	1
trans-1,2-Dichloroethene	U	0.00068	0.0011	mg/kg		8260B	06/05/09	1

Results listed are dry weight basis.

U = ND (Not Detected)

MDL = Minimum Detection Limit = LOD

RDL = Reported Detection Limit = LOQ = PQL = EQL

Note:

This report shall not be reproduced, except in full, without the written approval from ESC.

The reported analytical results relate only to the sample submitted

Reported: 06/23/09 13:13 Revised: 06/30/09 10:39



**ENVIRONMENTAL
SCIENCE CORP.**

12065 Lebanon Rd.
Mt. Juliet, TN 37122
(615) 758-5858
1-800-767-5859
Fax (615) 758-5859

Tax I.D. 62-0814289

Est. 1970

REPORT OF ANALYSIS

Chris Kramer
SLR International Corp. - West Linn
1800 Blankenship Road, Suite 440
West Linn, OR 97068

June 30, 2009

Date Received : June 02, 2009
Description : Nord Door Project - Everett, WA
Sample ID : GP-306-7
Collected By :
Collection Date : 06/01/09 13:40

ESC Sample # : L405290-05

Site ID : EVERETT, WA

Project # : 088.0288.00017

Parameter	Dry Result	MDL	RDL	Units	Q	Method	Date	Dil.
1,2-Dichloropropane	U	0.00075	0.0011	mg/kg		8260B	06/05/09	1
cis-1,3-Dichloropropene	U	0.00026	0.0011	mg/kg		8260B	06/05/09	1
trans-1,3-Dichloropropene	U	0.00036	0.0011	mg/kg		8260B	06/05/09	1
Ethylbenzene	U	0.00023	0.0011	mg/kg		8260B	06/05/09	1
2-Hexanone	U	0.00036	0.0011	mg/kg		8260B	06/05/09	1
Isopropylbenzene	U	0.00021	0.0011	mg/kg	J3	8260B	06/05/09	1
4-Methyl-2-pentanone (MIBK)	U	0.0014	0.011	mg/kg		8260B	06/05/09	1
Methyl tert-butyl ether	U	0.00028	0.0011	mg/kg		8260B	06/05/09	1
Methylene Chloride	U	0.00060	0.0055	mg/kg		8260B	06/05/09	1
Styrene	U	0.00020	0.0011	mg/kg	J3	8260B	06/05/09	1
1,1,2,2-Tetrachloroethane	U	0.00033	0.0011	mg/kg	J3	8260B	06/05/09	1
Tetrachloroethene	U	0.00023	0.0011	mg/kg		8260B	06/05/09	1
Toluene	U	0.0012	0.0055	mg/kg		8260B	06/05/09	1
1,1,2-Trichloro-1,2,2-trifluoro	U	0.00025	0.0011	mg/kg		8260B	06/05/09	1
1,2,3-Trichlorobenzene	U	0.00023	0.0011	mg/kg		8260B	06/05/09	1
1,2,4-Trichlorobenzene	U	0.00025	0.0011	mg/kg		8260B	06/05/09	1
1,1,1-Trichloroethane	U	0.00052	0.0011	mg/kg		8260B	06/05/09	1
1,1,2-Trichloroethane	U	0.00046	0.0011	mg/kg		8260B	06/05/09	1
Trichloroethene	U	0.00034	0.0011	mg/kg		8260B	06/05/09	1
Trichlorofluoromethane	U	0.00027	0.0055	mg/kg		8260B	06/05/09	1
Vinyl chloride	U	0.00029	0.0011	mg/kg		8260B	06/05/09	1
Xylenes, Total	U	0.00046	0.0033	mg/kg	J3	8260B	06/05/09	1
Cyclohexane	U	0.00033	0.0011	mg/kg		8260B	06/05/09	1
1,4-Dioxane	U	0.033	0.11	mg/kg		8260B	06/05/09	1
Methyl Acetate	U	0.0066	0.022	mg/kg		8260B	06/05/09	1
Methyl Cyclohexane	U	0.00033	0.0011	mg/kg		8260B	06/05/09	1
Surrogate Recovery								
Toluene-d8	96.8			% Rec.		8260B	06/05/09	1
Dibromofluoromethane	88.7			% Rec.		8260B	06/05/09	1
4-Bromofluorobenzene	101.			% Rec.		8260B	06/05/09	1
Gasoline Range (C7-C10)	U	1.3	4.4	mg/kg		NWTPH-HC	06/09/09	1
Mineral Spirits	U	1.3	4.4	mg/kg		NWTPH-HC	06/09/09	1
Kerosene (C9-C16)	U	1.3	4.4	mg/kg		NWTPH-HC	06/09/09	1
Diesel (C7-C26)	U	1.3	4.4	mg/kg		NWTPH-HC	06/09/09	1
#6 Fuel Oil (C10-C32)	U	1.3	4.4	mg/kg		NWTPH-HC	06/09/09	1
Hydraulic Fluid (C12-C33)	U	1.3	4.4	mg/kg		NWTPH-HC	06/09/09	1
Motor Oil (C16-C40)	5.0	3.3	11.	mg/kg	J	NWTPH-HC	06/09/09	1
Surrogate recovery(%)								
o-Terphenyl	80.1			% Rec.		NWTPH-HC	06/09/09	1
Polychlorinated Biphenyls								
PCB 1016	U	0.0020	0.019	mg/kg		8082	06/09/09	1

Results listed are dry weight basis.

U = ND (Not Detected)

MDL = Minimum Detection Limit = LOD

RDL = Reported Detection Limit = LOQ = PQL = EQL

Note:

This report shall not be reproduced, except in full, without the written approval from ESC.

The reported analytical results relate only to the sample submitted

Reported: 06/23/09 13:13 Revised: 06/30/09 10:39



**ENVIRONMENTAL
SCIENCE CORP.**

12065 Lebanon Rd.
Mt. Juliet, TN 37122
(615) 758-5858
1-800-767-5859
Fax (615) 758-5859

Tax I.D. 62-0814289

Est. 1970

REPORT OF ANALYSIS

Chris Kramer
SLR International Corp. - West Linn
1800 Blankenship Road, Suite 440
West Linn, OR 97068

June 30, 2009

Date Received : June 02, 2009
Description : Nord Door Project - Everett, WA
Sample ID : GP-306-7
Collected By :
Collection Date : 06/01/09 13:40

ESC Sample # : L405290-05

Site ID : EVERETT, WA

Project # : 088.0288.00017

Parameter	Dry Result	MDL	RDL	Units	Q	Method	Date	Dil.
PCB 1221	U	0.0049	0.019	mg/kg		8082	06/09/09	1
PCB 1232	U	0.0072	0.019	mg/kg		8082	06/09/09	1
PCB 1242	U	0.0049	0.019	mg/kg		8082	06/09/09	1
PCB 1248	U	0.0027	0.019	mg/kg		8082	06/09/09	1
PCB 1254	U	0.0050	0.019	mg/kg		8082	06/09/09	1
PCB 1260	U	0.0028	0.019	mg/kg		8082	06/09/09	1
PCBs Surrogates								
Decachlorobiphenyl	115.			% Rec.		8082	06/09/09	1
Tetrachloro-m-xylene	112.			% Rec.		8082	06/09/09	1
Base/Neutral Extractables								
Acenaphthylene	U	0.028	0.036	mg/kg		8270C	06/10/09	1
Acetophenone	U	0.011	0.036	mg/kg		8270C	06/10/09	1
Atrazine	U	0.11	0.36	mg/kg		8270C	06/10/09	1
Benzaldehyde	U	0.11	0.36	mg/kg		8270C	06/10/09	1
Biphenyl	U	0.11	0.36	mg/kg		8270C	06/10/09	1
Bis(2-chlorethoxy)methane	U	0.032	0.36	mg/kg		8270C	06/10/09	1
Bis(2-chloroethyl)ether	U	0.028	0.36	mg/kg		8270C	06/10/09	1
Bis(2-chloroisopropyl)ether	U	0.033	0.36	mg/kg		8270C	06/10/09	1
4-Bromophenyl-phenylether	U	0.022	0.36	mg/kg		8270C	06/10/09	1
2-Chloronaphthalene	U	0.026	0.36	mg/kg		8270C	06/10/09	1
4-Chlorophenyl-phenylether	U	0.025	0.36	mg/kg		8270C	06/10/09	1
3,3-Dichlorobenzidine	U	0.031	0.36	mg/kg		8270C	06/10/09	1
2,4-Dinitrotoluene	U	0.025	0.36	mg/kg		8270C	06/10/09	1
2,6-Dinitrotoluene	U	0.023	0.36	mg/kg		8270C	06/10/09	1
Hexachlorobenzene	U	0.025	0.36	mg/kg		8270C	06/10/09	1
Hexachloro-1,3-butadiene	U	0.032	0.36	mg/kg		8270C	06/10/09	1
Hexachlorocyclopentadiene	U	0.035	0.36	mg/kg		8270C	06/10/09	1
Hexachloroethane	U	0.033	0.36	mg/kg		8270C	06/10/09	1
Isophorone	U	0.038	0.36	mg/kg		8270C	06/10/09	1
2-Methylnaphthalene	U	0.026	0.36	mg/kg		8270C	06/10/09	1
2-Methylphenol	U	0.033	0.36	mg/kg		8270C	06/10/09	1
3&4-Methyl Phenol	U	0.033	0.36	mg/kg		8270C	06/10/09	1
2-Nitroaniline	U	0.021	0.36	mg/kg		8270C	06/10/09	1
3-Nitroaniline	U	0.065	0.36	mg/kg		8270C	06/10/09	1
4-Nitroaniline	U	0.038	0.36	mg/kg		8270C	06/10/09	1
Nitrobenzene	U	0.028	0.36	mg/kg		8270C	06/10/09	1
n-Nitrosodiphenylamine	U	0.034	0.36	mg/kg		8270C	06/10/09	1
n-Nitrosodi-n-propylamine	U	0.033	0.36	mg/kg		8270C	06/10/09	1
Benzylbutyl phthalate	U	0.038	0.36	mg/kg		8270C	06/10/09	1
Caprolactam	U	0.11	0.36	mg/kg		8270C	06/10/09	1
Carbazole	U	0.029	0.36	mg/kg		8270C	06/10/09	1
Bis(2-ethylhexyl)phthalate	U	0.060	0.36	mg/kg		8270C	06/10/09	1

Results listed are dry weight basis.

U = ND (Not Detected)

MDL = Minimum Detection Limit = LOD

RDL = Reported Detection Limit = LOQ = PQL = EQL

Note:

This report shall not be reproduced, except in full, without the written approval from ESC.

The reported analytical results relate only to the sample submitted

Reported: 06/23/09 13:13 Revised: 06/30/09 10:39



**ENVIRONMENTAL
SCIENCE CORP.**

12065 Lebanon Rd.
Mt. Juliet, TN 37122
(615) 758-5858
1-800-767-5859
Fax (615) 758-5859

Tax I.D. 62-0814289

Est. 1970

REPORT OF ANALYSIS

Chris Kramer
SLR International Corp. - West Linn
1800 Blankenship Road, Suite 440
West Linn, OR 97068

June 30, 2009

Date Received : June 02, 2009
Description : Nord Door Project - Everett, WA
Sample ID : GP-306-7
Collected By :
Collection Date : 06/01/09 13:40

ESC Sample # : L405290-05

Site ID : EVERETT, WA

Project # : 088.0288.00017

Parameter	Dry Result	MDL	RDL	Units	Q	Method	Date	Dil.
4-Chloroaniline	U	0.036	0.36	mg/kg		8270C	06/10/09	1
Di-n-butyl phthalate	U	0.027	0.36	mg/kg		8270C	06/10/09	1
Dibenzofuran	U	0.022	0.36	mg/kg		8270C	06/10/09	1
Diethyl phthalate	U	0.040	0.36	mg/kg		8270C	06/10/09	1
Dimethyl phthalate	U	0.026	0.36	mg/kg		8270C	06/10/09	1
Di-n-octyl phthalate	U	0.036	0.36	mg/kg		8270C	06/10/09	1
Acid Extractables								
4-Chloro-3-methylphenol	U	0.034	0.36	mg/kg		8270C	06/10/09	1
2-Chlorophenol	U	0.031	0.36	mg/kg		8270C	06/10/09	1
2,4-Dichlorophenol	U	0.024	0.36	mg/kg		8270C	06/10/09	1
2,4-Dimethylphenol	U	0.038	0.36	mg/kg	J4	8270C	06/10/09	1
4,6-Dinitro-2-methylphenol	U	0.040	0.36	mg/kg		8270C	06/10/09	1
2,4-Dinitrophenol	U	0.041	0.36	mg/kg		8270C	06/10/09	1
2-Nitrophenol	U	0.027	0.36	mg/kg		8270C	06/10/09	1
4-Nitrophenol	U	0.027	0.36	mg/kg		8270C	06/10/09	1
Pentachlorophenol	U	0.031	0.36	mg/kg		8270C	06/10/09	1
Phenol	U	0.029	0.36	mg/kg		8270C	06/10/09	1
1,2,4,5-Tetrachlorobenzene	U	0.016	0.055	mg/kg		8270C	06/10/09	1
2,4,5-Trichlorophenol	U	0.030	0.36	mg/kg		8270C	06/10/09	1
2,4,6-Trichlorophenol	U	0.028	0.36	mg/kg		8270C	06/10/09	1
2,3,4,6-Tetrachlorophenol	U	0.016	0.055	mg/kg		8270C	06/17/09	1
Benzo(a)anthracene	U	0.032	0.36	mg/kg		8270C	06/10/09	1
Benzo(a)pyrene	U	0.027	0.36	mg/kg		8270C	06/10/09	1
Benzo(b)fluoranthene	U	0.030	0.36	mg/kg		8270C	06/10/09	1
Benzo(k)fluoranthene	U	0.031	0.36	mg/kg		8270C	06/10/09	1
Chrysene	U	0.035	0.36	mg/kg		8270C	06/10/09	1
Dibenz(a,h)anthracene	U	0.028	0.36	mg/kg		8270C	06/10/09	1
Indeno(1,2,3-cd)pyrene	U	0.029	0.36	mg/kg		8270C	06/10/09	1
Acenaphthene	U	0.024	0.36	mg/kg		8270C	06/10/09	1
Anthracene	U	0.023	0.36	mg/kg		8270C	06/10/09	1
Benzo(g,h,i)perylene	U	0.029	0.36	mg/kg		8270C	06/10/09	1
Fluoranthene	U	0.024	0.36	mg/kg		8270C	06/10/09	1
Fluorene	U	0.023	0.36	mg/kg		8270C	06/10/09	1
Naphthalene	U	0.026	0.36	mg/kg		8270C	06/10/09	1
Phenanthrene	U	0.025	0.36	mg/kg		8270C	06/10/09	1
Pyrene	U	0.036	0.36	mg/kg		8270C	06/10/09	1
Surrogate Recovery								
Nitrobenzene-d5	47.1			% Rec.		8270C	06/10/09	1
2-Fluorobiphenyl	66.9			% Rec.		8270C	06/10/09	1
p-Terphenyl-d14	75.3			% Rec.		8270C	06/10/09	1
Phenol-d5	53.9			% Rec.		8270C	06/10/09	1
2-Fluorophenol	52.2			% Rec.		8270C	06/10/09	1
2,4,6-Tribromophenol	68.0			% Rec.		8270C	06/10/09	1

Results listed are dry weight basis.

U = ND (Not Detected)

MDL = Minimum Detection Limit = LOD

RDL = Reported Detection Limit = LOQ = PQL = EQL

Note:

This report shall not be reproduced, except in full, without the written approval from ESC.

The reported analytical results relate only to the sample submitted

Reported: 06/23/09 13:13 Revised: 06/30/09 10:39



**ENVIRONMENTAL
SCIENCE CORP.**

12065 Lebanon Rd.
Mt. Juliet, TN 37122
(615) 758-5858
1-800-767-5859
Fax (615) 758-5859

Tax I.D. 62-0814289

Est. 1970

REPORT OF ANALYSIS

Chris Kramer
SLR International Corp. - West Linn
1800 Blankenship Road, Suite 440
West Linn, OR 97068

June 30, 2009

Date Received : June 02, 2009
Description : Nord Door Project - Everett, WA
Sample ID : GP-306-GW
Collected By :
Collection Date : 06/01/09 13:40

ESC Sample # : L405290-06
Site ID : EVERETT, WA
Project # : 088.0288.00017

Parameter	Result	MDL	RDL	Units	Q	Method	Date	Dil.
Volatile Organics								
Acetone	U	8.9	25.	ug/l	J4	8260B	06/05/09	1
Benzene	U	0.29	0.50	ug/l		8260B	06/05/09	1
Bromochloromethane	U	0.44	0.50	ug/l		8260B	06/05/09	1
Bromodichloromethane	U	0.37	0.50	ug/l		8260B	06/05/09	1
Bromoform	U	0.51	0.50	ug/l		8260B	06/05/09	1
Bromomethane	U	0.89	0.50	ug/l		8260B	06/05/09	1
2-Butanone (MEK)	U	4.5	2.5	ug/l		8260B	06/05/09	1
Carbon disulfide	U	0.32	0.50	ug/l		8260B	06/05/09	1
Carbon tetrachloride	U	0.31	0.50	ug/l		8260B	06/05/09	1
Chlorobenzene	U	0.26	0.50	ug/l		8260B	06/05/09	1
Chloroethane	U	0.86	0.50	ug/l		8260B	06/05/09	1
Chloroform	U	0.33	0.50	ug/l		8260B	06/05/09	1
Chloromethane	U	0.25	0.50	ug/l		8260B	06/05/09	1
1,2-Dibromo-3-Chloropropane	U	0.48	1.0	ug/l		8260B	06/05/09	1
Chlorodibromomethane	U	0.42	0.50	ug/l		8260B	06/05/09	1
1,2-Dibromoethane	U	0.48	0.50	ug/l		8260B	06/05/09	1
1,2-Dichlorobenzene	U	0.29	0.50	ug/l		8260B	06/05/09	1
1,3-Dichlorobenzene	U	0.19	0.50	ug/l		8260B	06/05/09	1
1,4-Dichlorobenzene	U	0.30	0.50	ug/l		8260B	06/05/09	1
Dichlorodifluoromethane	U	0.54	0.50	ug/l		8260B	06/05/09	1
1,1-Dichloroethane	U	0.31	0.50	ug/l		8260B	06/05/09	1
1,2-Dichloroethane	U	0.27	0.50	ug/l		8260B	06/05/09	1
1,1-Dichloroethene	U	0.50	0.50	ug/l		8260B	06/05/09	1
cis-1,2-Dichloroethene	U	0.38	0.50	ug/l		8260B	06/05/09	1
trans-1,2-Dichloroethene	U	0.30	0.50	ug/l		8260B	06/05/09	1
1,2-Dichloropropane	U	0.52	0.50	ug/l		8260B	06/05/09	1
cis-1,3-Dichloropropene	U	0.26	0.50	ug/l		8260B	06/05/09	1
trans-1,3-Dichloropropene	U	0.24	0.50	ug/l		8260B	06/05/09	1
Ethylbenzene	U	0.22	0.50	ug/l		8260B	06/05/09	1
2-Hexanone	U	0.16	2.5	ug/l		8260B	06/05/09	1
Isopropylbenzene	U	0.19	0.50	ug/l		8260B	06/05/09	1
4-Methyl-2-pentanone (MIBK)	U	1.4	2.5	ug/l		8260B	06/05/09	1
Methyl tert-butyl ether	U	0.19	0.50	ug/l		8260B	06/05/09	1
Methylene Chloride	U	0.30	2.5	ug/l		8260B	06/05/09	1
Styrene	U	0.38	0.50	ug/l		8260B	06/05/09	1
1,1,2,2-Tetrachloroethane	U	0.22	0.50	ug/l		8260B	06/05/09	1
Tetrachloroethene	U	0.29	0.50	ug/l		8260B	06/05/09	1
Toluene	U	0.27	0.50	ug/l		8260B	06/05/09	1
1,1,2-Trichloro-1,2,2-trifluoro	U	0.22	0.50	ug/l		8260B	06/05/09	1
1,2,3-Trichlorobenzene	U	0.24	0.50	ug/l		8260B	06/05/09	1
1,2,4-Trichlorobenzene	U	0.26	0.50	ug/l		8260B	06/05/09	1
1,1,1-Trichloroethane	U	0.27	0.50	ug/l		8260B	06/05/09	1

U = ND (Not Detected)
RDL = Reported Detection Limit = LOQ = PQL = EQL
MDL = Minimum Detection Limit = LOD = SQL(TRRP)
Note:

The reported analytical results relate only to the sample submitted.
This report shall not be reproduced, except in full, without the written approval from ESC.

Reported: 06/23/09 13:13 Revised: 06/30/09 10:39



**ENVIRONMENTAL
SCIENCE CORP.**

12065 Lebanon Rd.
Mt. Juliet, TN 37122
(615) 758-5858
1-800-767-5859
Fax (615) 758-5859

Tax I.D. 62-0814289

Est. 1970

REPORT OF ANALYSIS

Chris Kramer
SLR International Corp. - West Linn
1800 Blankenship Road, Suite 440
West Linn, OR 97068

June 30, 2009

Date Received : June 02, 2009
Description : Nord Door Project - Everett, WA
Sample ID : GP-306-GW
Collected By :
Collection Date : 06/01/09 13:40

ESC Sample # : L405290-06

Site ID : EVERETT, WA

Project # : 088.0288.00017

Parameter	Result	MDL	RDL	Units	Q	Method	Date	Dil.
1,1,2-Trichloroethane	U	0.45	0.50	ug/l		8260B	06/05/09	1
Trichloroethene	U	0.37	0.50	ug/l		8260B	06/05/09	1
Trichlorofluoromethane	U	0.29	0.50	ug/l		8260B	06/05/09	1
Vinyl chloride	U	0.29	0.50	ug/l		8260B	06/05/09	1
Xylenes, Total	U	0.86	1.5	ug/l		8260B	06/05/09	1
Cyclohexane	U	0.30	1.0	ug/l	Q	8260B	06/21/09	1
1,4-Dioxane	U	33.	100	ug/l	Q	8260B	06/21/09	1
Methyl Acetate	U	6.6	20.	ug/l	Q	8260B	06/21/09	1
Methyl Cyclohexane	U	0.33	1.0	ug/l	Q	8260B	06/21/09	1
Surrogate Recovery								
Toluene-d8	101.			% Rec.		8260B	06/05/09	1
Dibromofluoromethane	104.			% Rec.		8260B	06/05/09	1
4-Bromofluorobenzene	98.9			% Rec.		8260B	06/05/09	1
Gasoline Range (C7-C10)	U	33.	100	ug/l		NWTPH-H	06/03/09	1
Mineral Spirits	U	33.	100	ug/l		NWTPH-H	06/03/09	1
Kerosene (C9-C16)	U	33.	100	ug/l		NWTPH-H	06/03/09	1
Diesel (C7-C26)	U	33.	100	ug/l		NWTPH-H	06/03/09	1
#6 Fuel Oil (C10-C32)	U	33.	100	ug/l		NWTPH-H	06/03/09	1
Hydraulic Fluid (C12-C33)	U	33.	100	ug/l		NWTPH-H	06/03/09	1
Motor Oil (C16-C40)	U	170	500	ug/l		NWTPH-H	06/03/09	1
Surrogate recovery(%)								
o-Terphenyl	92.5			% Rec.		NWTPH-H	06/03/09	1
Base/Neutral Extractables								
Acenaphthylene	U	0.33	1.0	ug/l		8270C	06/07/09	1
Acetophenone	U	16.	50.	ug/l		8270C	06/07/09	1
Atrazine	U	3.3	10.	ug/l		8270C	06/07/09	1
Benzaldehyde	U	3.3	10.	ug/l		8270C	06/07/09	1
Biphenyl	U	3.3	10.	ug/l		8270C	06/07/09	1
Bis(2-chlorethoxy)methane	U	3.3	10.	ug/l		8270C	06/07/09	1
Bis(2-chloroethyl)ether	U	3.3	10.	ug/l		8270C	06/07/09	1
Bis(2-chloroisopropyl)ether	U	3.3	10.	ug/l		8270C	06/07/09	1
4-Bromophenyl-phenylether	U	3.3	10.	ug/l		8270C	06/07/09	1
2-Chloronaphthalene	U	3.3	10.	ug/l		8270C	06/07/09	1
4-Chlorophenyl-phenylether	U	3.3	10.	ug/l		8270C	06/07/09	1
3,3-Dichlorobenzidine	U	3.3	10.	ug/l		8270C	06/07/09	1
2,4-Dinitrotoluene	U	3.3	10.	ug/l		8270C	06/07/09	1
2,6-Dinitrotoluene	U	3.3	10.	ug/l		8270C	06/07/09	1
Hexachlorobenzene	U	3.3	10.	ug/l		8270C	06/07/09	1
Hexachloro-1,3-butadiene	U	3.3	10.	ug/l		8270C	06/07/09	1
Hexachlorocyclopentadiene	U	3.3	10.	ug/l		8270C	06/07/09	1
Hexachloroethane	U	3.3	10.	ug/l		8270C	06/07/09	1

U = ND (Not Detected)

RDL = Reported Detection Limit = LOQ = PQL = EQL

MDL = Minimum Detection Limit = LOD = SQL(TRRP)

Note:

The reported analytical results relate only to the sample submitted.

This report shall not be reproduced, except in full, without the written approval from ESC.

Reported: 06/23/09 13:13 Revised: 06/30/09 10:39



**ENVIRONMENTAL
SCIENCE CORP.**

12065 Lebanon Rd.
Mt. Juliet, TN 37122
(615) 758-5858
1-800-767-5859
Fax (615) 758-5859

Tax I.D. 62-0814289

Est. 1970

REPORT OF ANALYSIS

Chris Kramer
SLR International Corp. - West Linn
1800 Blankenship Road, Suite 440
West Linn, OR 97068

June 30, 2009

Date Received : June 02, 2009
Description : Nord Door Project - Everett, WA
Sample ID : GP-306-GW
Collected By :
Collection Date : 06/01/09 13:40

ESC Sample # : L405290-06
Site ID : EVERETT, WA
Project # : 088.0288.00017

Parameter	Result	MDL	RDL	Units	Q	Method	Date	Dil.
Isophorone	U	3.3	10.	ug/l		8270C	06/07/09	1
2-Methylnaphthalene	U	3.3	10.	ug/l		8270C	06/07/09	1
2-Methylphenol	U	1.3	10.	ug/l		8270C	06/07/09	1
3&4-methyl phenol	U	1.1	10.	ug/l		8270C	06/07/09	1
2-Nitroaniline	U	1.5	10.	ug/l		8270C	06/07/09	1
3-Nitroaniline	U	1.2	10.	ug/l		8270C	06/07/09	1
4-Nitroaniline	U	1.6	10.	ug/l		8270C	06/07/09	1
Nitrobenzene	U	3.3	10.	ug/l		8270C	06/07/09	1
n-Nitrosodiphenylamine	U	3.3	10.	ug/l		8270C	06/07/09	1
n-Nitrosodi-n-propylamine	U	3.3	10.	ug/l		8270C	06/07/09	1
Benzylbutyl phthalate	U	3.3	10.	ug/l		8270C	06/07/09	1
Caprolactam	U	3.3	10.	ug/l	L1	8270C	06/07/09	1
Carbazole	U	0.95	10.	ug/l		8270C	06/07/09	1
Bis(2-ethylhexyl)phthalate	U	2.0	6.0	ug/l		8270C	06/07/09	1
4-Chloroaniline	U	2.6	10.	ug/l		8270C	06/07/09	1
Di-n-butyl phthalate	U	3.3	10.	ug/l		8270C	06/07/09	1
Dibenzofuran	U	1.5	10.	ug/l		8270C	06/07/09	1
Diethyl phthalate	U	3.3	10.	ug/l		8270C	06/07/09	1
Dimethyl phthalate	U	3.3	10.	ug/l		8270C	06/07/09	1
Di-n-octyl phthalate	U	3.3	10.	ug/l		8270C	06/07/09	1
Acid Extractables								
4-Chloro-3-methylphenol	U	1.8	10.	ug/l		8270C	06/07/09	1
2-Chlorophenol	U	1.3	10.	ug/l		8270C	06/07/09	1
2,4-Dichlorophenol	U	2.0	10.	ug/l		8270C	06/07/09	1
2,4-Dimethylphenol	U	2.1	10.	ug/l	J4	8270C	06/07/09	1
4,6-Dinitro-2-methylphenol	U	2.2	10.	ug/l		8270C	06/07/09	1
2,4-Dinitrophenol	U	1.2	10.	ug/l		8270C	06/07/09	1
2-Nitrophenol	U	2.1	10.	ug/l		8270C	06/07/09	1
4-Nitrophenol	U	0.76	10.	ug/l		8270C	06/07/09	1
Phenol	U	0.59	10.	ug/l		8270C	06/07/09	1
Pentachlorophenol	U	0.33	1.0	ug/l		8270C	06/08/09	1
1,2,4,5-Tetrachlorobenzene	U	16.	50.	ug/l		8270C	06/07/09	1
2,4,5-Trichlorophenol	U	1.7	50.	ug/l		8270C	06/07/09	1
2,4,6-Trichlorophenol	U	2.0	10.	ug/l		8270C	06/07/09	1
2,3,4,6-Tetrachlorophenol	U	16.	50.	ug/l		8270C	06/16/09	1
Benzo(a)anthracene	U	0.33	1.0	ug/l	J4	8270C	06/07/09	1
Benzo(a)pyrene	U	0.33	1.0	ug/l		8270C	06/07/09	1
Benzo(b)fluoranthene	U	0.33	1.0	ug/l		8270C	06/07/09	1
Benzo(k)fluoranthene	U	0.33	1.0	ug/l		8270C	06/07/09	1
Chrysene	U	0.33	1.0	ug/l	J4	8270C	06/07/09	1
Dibenz(a,h)anthracene	U	0.33	1.0	ug/l		8270C	06/07/09	1
Indeno(1,2,3-cd)pyrene	U	0.33	1.0	ug/l		8270C	06/07/09	1
Acenaphthene	U	0.33	1.0	ug/l		8270C	06/07/09	1

U = ND (Not Detected)
RDL = Reported Detection Limit = LOQ = PQL = EQL
MDL = Minimum Detection Limit = LOD = SQL(TRRP)
Note:

The reported analytical results relate only to the sample submitted.
This report shall not be reproduced, except in full, without the written approval from ESC.

Reported: 06/23/09 13:13 Revised: 06/30/09 10:39



**ENVIRONMENTAL
SCIENCE CORP.**

12065 Lebanon Rd.
Mt. Juliet, TN 37122
(615) 758-5858
1-800-767-5859
Fax (615) 758-5859

Tax I.D. 62-0814289

Est. 1970

REPORT OF ANALYSIS

Chris Kramer
SLR International Corp. - West Linn
1800 Blankenship Road, Suite 440
West Linn, OR 97068

June 30, 2009

Date Received : June 02, 2009
Description : Nord Door Project - Everett, WA
Sample ID : GP-306-GW
Collected By :
Collection Date : 06/01/09 13:40

ESC Sample # : L405290-06
Site ID : EVERETT, WA
Project # : 088.0288.00017

Parameter	Result	MDL	RDL	Units	Q	Method	Date	Dil.
Anthracene	U	0.33	1.0	ug/l		8270C	06/07/09	1
Benzo(g,h,i)perylene	U	0.33	1.0	ug/l		8270C	06/07/09	1
Fluoranthene	U	0.33	1.0	ug/l	J4	8270C	06/07/09	1
Fluorene	U	0.33	1.0	ug/l	J4	8270C	06/07/09	1
Naphthalene	U	1.6	5.0	ug/l		8270C	06/07/09	1
Phenanthrene	U	0.33	1.0	ug/l		8270C	06/07/09	1
Pyrene	U	0.33	1.0	ug/l		8270C	06/07/09	1
Surrogate Recovery								
2-Fluorophenol	17.5			% Rec.		8270C	06/07/09	1
Phenol-d5	15.5			% Rec.		8270C	06/07/09	1
Nitrobenzene-d5	41.6			% Rec.		8270C	06/07/09	1
2-Fluorobiphenyl	71.5			% Rec.		8270C	06/07/09	1
2,4,6-Tribromophenol	100.			% Rec.		8270C	06/07/09	1
p-Terphenyl-d14	98.8			% Rec.		8270C	06/07/09	1

U = ND (Not Detected)

RDL = Reported Detection Limit = LOQ = PQL = EQL

MDL = Minimum Detection Limit = LOD = SQL(TRRP)

Note:

The reported analytical results relate only to the sample submitted.

This report shall not be reproduced, except in full, without the written approval from ESC.

Reported: 06/23/09 13:13 Revised: 06/30/09 10:39



**ENVIRONMENTAL
SCIENCE CORP.**

12065 Lebanon Rd.
Mt. Juliet, TN 37122
(615) 758-5858
1-800-767-5859
Fax (615) 758-5859

Tax I.D. 62-0814289

Est. 1970

REPORT OF ANALYSIS

Chris Kramer
SLR International Corp. - West Linn
1800 Blankenship Road, Suite 440
West Linn, OR 97068

June 30, 2009

Date Received : June 02, 2009
Description : Nord Door Project - Everett, WA
Sample ID : GP-305-7
Collected By :
Collection Date : 06/01/09 14:00

ESC Sample # : L405290-07

Site ID : EVERETT, WA

Project # : 088.0288.00017

Parameter	Dry Result	MDL	RDL	Units	Q	Method	Date	Dil.
Total Solids	91.3			%		2540G	06/04/09	1
Mercury	0.019	0.0025	0.022	mg/kg	J	7471	06/07/09	1
Antimony	U	0.52	1.1	mg/kg	J6J3	6010B	06/12/09	1
Arsenic	7.0	0.27	1.1	mg/kg		6010B	06/09/09	1
Beryllium	U	0.38	1.1	mg/kg	O	6010B	06/10/09	10
Cadmium	0.35	0.037	0.27	mg/kg		6010B	06/09/09	1
Chromium	27.	0.098	0.55	mg/kg		6010B	06/09/09	1
Copper	15.	0.30	1.1	mg/kg		6010B	06/09/09	1
Lead	4.6	0.096	0.27	mg/kg		6010B	06/09/09	1
Nickel	24.	0.49	1.1	mg/kg		6010B	06/09/09	1
Selenium	U	0.33	1.1	mg/kg		6010B	06/09/09	1
Silver	0.96	0.16	0.55	mg/kg		6010B	06/09/09	1
Thallium	4.5	0.30	1.1	mg/kg		6010B	06/09/09	1
Zinc	40.	0.44	1.6	mg/kg		6010B	06/09/09	1
Volatile Organics								
Acetone	U	0.017	0.055	mg/kg		8260B	06/05/09	1
Benzene	U	0.00032	0.0011	mg/kg		8260B	06/05/09	1
Bromochloromethane	U	0.00045	0.0011	mg/kg		8260B	06/05/09	1
Bromodichloromethane	U	0.00039	0.0011	mg/kg		8260B	06/05/09	1
Bromoform	U	0.00058	0.0011	mg/kg	J3	8260B	06/05/09	1
Bromomethane	U	0.0013	0.0055	mg/kg		8260B	06/05/09	1
2-Butanone (MEK)	U	0.0027	0.011	mg/kg		8260B	06/05/09	1
Carbon disulfide	U	0.00033	0.0011	mg/kg		8260B	06/05/09	1
Carbon tetrachloride	U	0.00032	0.0011	mg/kg		8260B	06/05/09	1
Chlorobenzene	U	0.00025	0.0011	mg/kg		8260B	06/05/09	1
Chloroethane	U	0.00059	0.0055	mg/kg		8260B	06/05/09	1
Chloroform	U	0.00041	0.0055	mg/kg		8260B	06/05/09	1
Chloromethane	U	0.00056	0.0011	mg/kg		8260B	06/05/09	1
1,2-Dibromo-3-Chloropropane	U	0.0012	0.0055	mg/kg		8260B	06/05/09	1
Chlorodibromomethane	U	0.00023	0.0011	mg/kg		8260B	06/05/09	1
1,2-Dibromoethane	U	0.00032	0.0011	mg/kg		8260B	06/05/09	1
1,2-Dichlorobenzene	U	0.00024	0.0011	mg/kg		8260B	06/05/09	1
1,3-Dichlorobenzene	U	0.00038	0.0011	mg/kg		8260B	06/05/09	1
1,4-Dichlorobenzene	U	0.00022	0.0011	mg/kg		8260B	06/05/09	1
Dichlorodifluoromethane	U	0.00032	0.0055	mg/kg		8260B	06/05/09	1
1,1-Dichloroethane	U	0.00026	0.0011	mg/kg		8260B	06/05/09	1
1,2-Dichloroethane	U	0.00053	0.0011	mg/kg		8260B	06/05/09	1
1,1-Dichloroethene	U	0.00074	0.0011	mg/kg		8260B	06/05/09	1
cis-1,2-Dichloroethene	U	0.00072	0.0011	mg/kg		8260B	06/05/09	1
trans-1,2-Dichloroethene	U	0.00068	0.0011	mg/kg		8260B	06/05/09	1

Results listed are dry weight basis.

U = ND (Not Detected)

MDL = Minimum Detection Limit = LOD

RDL = Reported Detection Limit = LOQ = PQL = EQL

Note:

This report shall not be reproduced, except in full, without the written approval from ESC.

The reported analytical results relate only to the sample submitted

Reported: 06/23/09 13:13 Revised: 06/30/09 10:39



**ENVIRONMENTAL
SCIENCE CORP.**

12065 Lebanon Rd.
Mt. Juliet, TN 37122
(615) 758-5858
1-800-767-5859
Fax (615) 758-5859

Tax I.D. 62-0814289

Est. 1970

REPORT OF ANALYSIS

Chris Kramer
SLR International Corp. - West Linn
1800 Blankenship Road, Suite 440
West Linn, OR 97068

June 30, 2009

Date Received : June 02, 2009
Description : Nord Door Project - Everett, WA
Sample ID : GP-305-7
Collected By :
Collection Date : 06/01/09 14:00

ESC Sample # : L405290-07

Site ID : EVERETT, WA

Project # : 088.0288.00017

Parameter	Dry Result	MDL	RDL	Units	Q	Method	Date	Dil.
1,2-Dichloropropane	U	0.00075	0.0011	mg/kg		8260B	06/05/09	1
cis-1,3-Dichloropropene	U	0.00026	0.0011	mg/kg		8260B	06/05/09	1
trans-1,3-Dichloropropene	U	0.00036	0.0011	mg/kg		8260B	06/05/09	1
Ethylbenzene	U	0.00023	0.0011	mg/kg		8260B	06/05/09	1
2-Hexanone	U	0.00036	0.0011	mg/kg		8260B	06/05/09	1
Isopropylbenzene	U	0.00021	0.0011	mg/kg	J3	8260B	06/05/09	1
4-Methyl-2-pentanone (MIBK)	U	0.0014	0.011	mg/kg		8260B	06/05/09	1
Methyl tert-butyl ether	U	0.00028	0.0011	mg/kg		8260B	06/05/09	1
Methylene Chloride	U	0.00060	0.0055	mg/kg		8260B	06/05/09	1
Styrene	U	0.00020	0.0011	mg/kg	J3	8260B	06/05/09	1
1,1,2,2-Tetrachloroethane	U	0.00033	0.0011	mg/kg	J3	8260B	06/05/09	1
Tetrachloroethene	U	0.00023	0.0011	mg/kg		8260B	06/05/09	1
Toluene	U	0.0012	0.0055	mg/kg		8260B	06/05/09	1
1,1,2-Trichloro-1,2,2-trifluoro	U	0.00025	0.0011	mg/kg		8260B	06/05/09	1
1,2,3-Trichlorobenzene	U	0.00023	0.0011	mg/kg		8260B	06/05/09	1
1,2,4-Trichlorobenzene	U	0.00025	0.0011	mg/kg		8260B	06/05/09	1
1,1,1-Trichloroethane	U	0.00052	0.0011	mg/kg		8260B	06/05/09	1
1,1,2-Trichloroethane	U	0.00046	0.0011	mg/kg		8260B	06/05/09	1
Trichloroethene	U	0.00034	0.0011	mg/kg		8260B	06/05/09	1
Trichlorofluoromethane	U	0.00027	0.0055	mg/kg		8260B	06/05/09	1
Vinyl chloride	U	0.00029	0.0011	mg/kg		8260B	06/05/09	1
Xylenes, Total	U	0.00046	0.0033	mg/kg	J3	8260B	06/05/09	1
Cyclohexane	U	0.00033	0.0011	mg/kg		8260B	06/05/09	1
1,4-Dioxane	U	0.033	0.11	mg/kg		8260B	06/05/09	1
Methyl Acetate	U	0.0066	0.022	mg/kg		8260B	06/05/09	1
Methyl Cyclohexane	U	0.00033	0.0011	mg/kg		8260B	06/05/09	1
Surrogate Recovery								
Toluene-d8	101.			% Rec.		8260B	06/05/09	1
Dibromofluoromethane	88.8			% Rec.		8260B	06/05/09	1
4-Bromofluorobenzene	107.			% Rec.		8260B	06/05/09	1
Gasoline Range (C7-C10)	U	1.3	4.4	mg/kg		NWTPH-HC	06/09/09	1
Mineral Spirits	U	1.3	4.4	mg/kg		NWTPH-HC	06/09/09	1
Kerosene (C9-C16)	U	1.3	4.4	mg/kg		NWTPH-HC	06/09/09	1
Diesel (C7-C26)	U	1.3	4.4	mg/kg		NWTPH-HC	06/09/09	1
#6 Fuel Oil (C10-C32)	U	1.3	4.4	mg/kg		NWTPH-HC	06/09/09	1
Hydraulic Fluid (C12-C33)	U	1.3	4.4	mg/kg		NWTPH-HC	06/09/09	1
Motor Oil (C16-C40)	U	3.3	11.	mg/kg		NWTPH-HC	06/09/09	1
Surrogate recovery(%)								
o-Terphenyl	86.2			% Rec.		NWTPH-HC	06/09/09	1
Polychlorinated Biphenyls								
PCB 1016	U	0.0020	0.019	mg/kg		8082	06/09/09	1

Results listed are dry weight basis.

U = ND (Not Detected)

MDL = Minimum Detection Limit = LOD

RDL = Reported Detection Limit = LOQ = PQL = EQL

Note:

This report shall not be reproduced, except in full, without the written approval from ESC.

The reported analytical results relate only to the sample submitted

Reported: 06/23/09 13:13 Revised: 06/30/09 10:39



**ENVIRONMENTAL
SCIENCE CORP.**

12065 Lebanon Rd.
Mt. Juliet, TN 37122
(615) 758-5858
1-800-767-5859
Fax (615) 758-5859

Tax I.D. 62-0814289

Est. 1970

REPORT OF ANALYSIS

Chris Kramer
SLR International Corp. - West Linn
1800 Blankenship Road, Suite 440
West Linn, OR 97068

June 30, 2009

Date Received : June 02, 2009
Description : Nord Door Project - Everett, WA
Sample ID : GP-305-7
Collected By :
Collection Date : 06/01/09 14:00

ESC Sample # : L405290-07
Site ID : EVERETT, WA
Project # : 088.0288.00017

Parameter	Dry Result	MDL	RDL	Units	Q	Method	Date	Dil.
PCB 1221	U	0.0049	0.019	mg/kg		8082	06/09/09	1
PCB 1232	U	0.0072	0.019	mg/kg		8082	06/09/09	1
PCB 1242	U	0.0049	0.019	mg/kg		8082	06/09/09	1
PCB 1248	U	0.0027	0.019	mg/kg		8082	06/09/09	1
PCB 1254	U	0.0050	0.019	mg/kg		8082	06/09/09	1
PCB 1260	U	0.0028	0.019	mg/kg		8082	06/09/09	1
PCBs Surrogates								
Decachlorobiphenyl	119.			% Rec.	J1	8082	06/09/09	1
Tetrachloro-m-xylene	118.			% Rec.	J1	8082	06/09/09	1
Base/Neutral Extractables								
Acenaphthylene	U	0.028	0.036	mg/kg		8270C	06/10/09	1
Acetophenone	U	0.011	0.036	mg/kg		8270C	06/10/09	1
Atrazine	U	0.11	0.36	mg/kg		8270C	06/10/09	1
Benzaldehyde	U	0.11	0.36	mg/kg		8270C	06/10/09	1
Biphenyl	U	0.11	0.36	mg/kg		8270C	06/10/09	1
Bis(2-chlorethoxy)methane	U	0.032	0.36	mg/kg		8270C	06/10/09	1
Bis(2-chloroethyl)ether	U	0.028	0.36	mg/kg		8270C	06/10/09	1
Bis(2-chloroisopropyl)ether	U	0.033	0.36	mg/kg		8270C	06/10/09	1
4-Bromophenyl-phenylether	U	0.022	0.36	mg/kg		8270C	06/10/09	1
2-Chloronaphthalene	U	0.026	0.36	mg/kg		8270C	06/10/09	1
4-Chlorophenyl-phenylether	U	0.025	0.36	mg/kg		8270C	06/10/09	1
3,3-Dichlorobenzidine	U	0.031	0.36	mg/kg		8270C	06/10/09	1
2,4-Dinitrotoluene	U	0.025	0.36	mg/kg		8270C	06/10/09	1
2,6-Dinitrotoluene	U	0.023	0.36	mg/kg		8270C	06/10/09	1
Hexachlorobenzene	U	0.025	0.36	mg/kg		8270C	06/10/09	1
Hexachloro-1,3-butadiene	U	0.032	0.36	mg/kg		8270C	06/10/09	1
Hexachlorocyclopentadiene	U	0.035	0.36	mg/kg		8270C	06/10/09	1
Hexachloroethane	U	0.033	0.36	mg/kg		8270C	06/10/09	1
Isophorone	U	0.038	0.36	mg/kg		8270C	06/10/09	1
2-Methylnaphthalene	U	0.026	0.36	mg/kg		8270C	06/10/09	1
2-Methylphenol	U	0.033	0.36	mg/kg		8270C	06/10/09	1
3&4-Methyl Phenol	U	0.033	0.36	mg/kg		8270C	06/10/09	1
2-Nitroaniline	U	0.021	0.36	mg/kg		8270C	06/10/09	1
3-Nitroaniline	U	0.065	0.36	mg/kg		8270C	06/10/09	1
4-Nitroaniline	U	0.038	0.36	mg/kg		8270C	06/10/09	1
Nitrobenzene	U	0.028	0.36	mg/kg		8270C	06/10/09	1
n-Nitrosodiphenylamine	U	0.034	0.36	mg/kg		8270C	06/10/09	1
n-Nitrosodi-n-propylamine	U	0.033	0.36	mg/kg		8270C	06/10/09	1
Benzylbutyl phthalate	U	0.038	0.36	mg/kg		8270C	06/10/09	1
Caprolactam	U	0.11	0.36	mg/kg		8270C	06/10/09	1
Carbazole	U	0.029	0.36	mg/kg		8270C	06/10/09	1
Bis(2-ethylhexyl)phthalate	U	0.060	0.36	mg/kg		8270C	06/10/09	1

Results listed are dry weight basis.

U = ND (Not Detected)

MDL = Minimum Detection Limit = LOD

RDL = Reported Detection Limit = LOQ = PQL = EQL

Note:

This report shall not be reproduced, except in full, without the written approval from ESC.

The reported analytical results relate only to the sample submitted

Reported: 06/23/09 13:13 Revised: 06/30/09 10:39



**ENVIRONMENTAL
SCIENCE CORP.**

12065 Lebanon Rd.
Mt. Juliet, TN 37122
(615) 758-5858
1-800-767-5859
Fax (615) 758-5859

Tax I.D. 62-0814289

Est. 1970

REPORT OF ANALYSIS

Chris Kramer
SLR International Corp. - West Linn
1800 Blankenship Road, Suite 440
West Linn, OR 97068

June 30, 2009

Date Received : June 02, 2009
Description : Nord Door Project - Everett, WA
Sample ID : GP-305-7
Collected By :
Collection Date : 06/01/09 14:00

ESC Sample # : L405290-07

Site ID : EVERETT, WA

Project # : 088.0288.00017

Parameter	Dry Result	MDL	RDL	Units	Q	Method	Date	Dil.
4-Chloroaniline	U	0.036	0.36	mg/kg		8270C	06/10/09	1
Di-n-butyl phthalate	U	0.027	0.36	mg/kg		8270C	06/10/09	1
Dibenzofuran	U	0.022	0.36	mg/kg		8270C	06/10/09	1
Diethyl phthalate	U	0.040	0.36	mg/kg		8270C	06/10/09	1
Dimethyl phthalate	U	0.026	0.36	mg/kg		8270C	06/10/09	1
Di-n-octyl phthalate	U	0.036	0.36	mg/kg		8270C	06/10/09	1
Acid Extractables								
4-Chloro-3-methylphenol	U	0.034	0.36	mg/kg		8270C	06/10/09	1
2-Chlorophenol	U	0.031	0.36	mg/kg		8270C	06/10/09	1
2,4-Dichlorophenol	U	0.024	0.36	mg/kg		8270C	06/10/09	1
2,4-Dimethylphenol	U	0.038	0.36	mg/kg	J4	8270C	06/10/09	1
4,6-Dinitro-2-methylphenol	U	0.040	0.36	mg/kg		8270C	06/10/09	1
2,4-Dinitrophenol	U	0.041	0.36	mg/kg		8270C	06/10/09	1
2-Nitrophenol	U	0.027	0.36	mg/kg		8270C	06/10/09	1
4-Nitrophenol	U	0.027	0.36	mg/kg		8270C	06/10/09	1
Pentachlorophenol	U	0.031	0.36	mg/kg		8270C	06/10/09	1
Phenol	U	0.029	0.36	mg/kg		8270C	06/10/09	1
1,2,4,5-Tetrachlorobenzene	U	0.016	0.055	mg/kg		8270C	06/10/09	1
2,4,5-Trichlorophenol	U	0.030	0.36	mg/kg		8270C	06/10/09	1
2,4,6-Trichlorophenol	U	0.028	0.36	mg/kg		8270C	06/10/09	1
2,3,4,6-Tetrachlorophenol	U	0.016	0.055	mg/kg		8270C	06/17/09	1
Benzo(a)anthracene	U	0.032	0.36	mg/kg		8270C	06/10/09	1
Benzo(a)pyrene	U	0.027	0.36	mg/kg		8270C	06/10/09	1
Benzo(b)fluoranthene	U	0.030	0.36	mg/kg		8270C	06/10/09	1
Benzo(k)fluoranthene	U	0.031	0.36	mg/kg		8270C	06/10/09	1
Chrysene	U	0.035	0.36	mg/kg		8270C	06/10/09	1
Dibenz(a,h)anthracene	U	0.028	0.36	mg/kg		8270C	06/10/09	1
Indeno(1,2,3-cd)pyrene	U	0.029	0.36	mg/kg		8270C	06/10/09	1
Acenaphthene	U	0.024	0.36	mg/kg		8270C	06/10/09	1
Anthracene	U	0.023	0.36	mg/kg		8270C	06/10/09	1
Benzo(g,h,i)perylene	U	0.029	0.36	mg/kg		8270C	06/10/09	1
Fluoranthene	U	0.024	0.36	mg/kg		8270C	06/10/09	1
Fluorene	U	0.023	0.36	mg/kg		8270C	06/10/09	1
Naphthalene	U	0.026	0.36	mg/kg		8270C	06/10/09	1
Phenanthrene	U	0.025	0.36	mg/kg		8270C	06/10/09	1
Pyrene	U	0.036	0.36	mg/kg		8270C	06/10/09	1
Surrogate Recovery								
Nitrobenzene-d5	36.8			% Rec.		8270C	06/10/09	1
2-Fluorobiphenyl	62.0			% Rec.		8270C	06/10/09	1
p-Terphenyl-d14	75.6			% Rec.		8270C	06/10/09	1
Phenol-d5	43.2			% Rec.		8270C	06/10/09	1
2-Fluorophenol	40.3			% Rec.		8270C	06/10/09	1
2,4,6-Tribromophenol	72.1			% Rec.		8270C	06/10/09	1

Results listed are dry weight basis.

U = ND (Not Detected)

MDL = Minimum Detection Limit = LOD

RDL = Reported Detection Limit = LOQ = PQL = EQL

Note:

This report shall not be reproduced, except in full, without the written approval from ESC.

The reported analytical results relate only to the sample submitted

Reported: 06/23/09 13:13 Revised: 06/30/09 10:39



**ENVIRONMENTAL
SCIENCE CORP.**

12065 Lebanon Rd.
Mt. Juliet, TN 37122
(615) 758-5858
1-800-767-5859
Fax (615) 758-5859

Tax I.D. 62-0814289

Est. 1970

REPORT OF ANALYSIS

Chris Kramer
SLR International Corp. - West Linn
1800 Blankenship Road, Suite 440
West Linn, OR 97068

June 30, 2009

Date Received : June 02, 2009
Description : Nord Door Project - Everett, WA
Sample ID : GP-305-GW
Collected By :
Collection Date : 06/01/09 14:10

ESC Sample # : L405290-08

Site ID : EVERETT, WA

Project # : 088.0288.00017

Parameter	Result	MDL	RDL	Units	Q	Method	Date	Dil.
Volatile Organics								
Acetone	U	8.9	25.	ug/l	J4	8260B	06/05/09	1
Benzene	U	0.29	0.50	ug/l		8260B	06/05/09	1
Bromochloromethane	U	0.44	0.50	ug/l		8260B	06/05/09	1
Bromodichloromethane	U	0.37	0.50	ug/l		8260B	06/05/09	1
Bromoform	U	0.51	0.50	ug/l		8260B	06/05/09	1
Bromomethane	U	0.89	0.50	ug/l		8260B	06/05/09	1
2-Butanone (MEK)	U	4.5	2.5	ug/l		8260B	06/05/09	1
Carbon disulfide	U	0.32	0.50	ug/l		8260B	06/05/09	1
Carbon tetrachloride	U	0.31	0.50	ug/l		8260B	06/05/09	1
Chlorobenzene	U	0.26	0.50	ug/l		8260B	06/05/09	1
Chloroethane	U	0.86	0.50	ug/l		8260B	06/05/09	1
Chloroform	U	0.33	0.50	ug/l		8260B	06/05/09	1
Chloromethane	U	0.25	0.50	ug/l		8260B	06/05/09	1
1,2-Dibromo-3-Chloropropane	U	0.48	1.0	ug/l		8260B	06/05/09	1
Chlorodibromomethane	U	0.42	0.50	ug/l		8260B	06/05/09	1
1,2-Dibromoethane	U	0.48	0.50	ug/l		8260B	06/05/09	1
1,2-Dichlorobenzene	U	0.29	0.50	ug/l		8260B	06/05/09	1
1,3-Dichlorobenzene	U	0.19	0.50	ug/l		8260B	06/05/09	1
1,4-Dichlorobenzene	U	0.30	0.50	ug/l		8260B	06/05/09	1
Dichlorodifluoromethane	U	0.54	0.50	ug/l		8260B	06/05/09	1
1,1-Dichloroethane	U	0.31	0.50	ug/l		8260B	06/05/09	1
1,2-Dichloroethane	U	0.27	0.50	ug/l		8260B	06/05/09	1
1,1-Dichloroethene	U	0.50	0.50	ug/l		8260B	06/05/09	1
cis-1,2-Dichloroethene	U	0.38	0.50	ug/l		8260B	06/05/09	1
trans-1,2-Dichloroethene	U	0.30	0.50	ug/l		8260B	06/05/09	1
1,2-Dichloropropane	U	0.52	0.50	ug/l		8260B	06/05/09	1
cis-1,3-Dichloropropene	U	0.26	0.50	ug/l		8260B	06/05/09	1
trans-1,3-Dichloropropene	U	0.24	0.50	ug/l		8260B	06/05/09	1
Ethylbenzene	U	0.22	0.50	ug/l		8260B	06/05/09	1
2-Hexanone	U	0.16	2.5	ug/l		8260B	06/05/09	1
Isopropylbenzene	U	0.19	0.50	ug/l		8260B	06/05/09	1
4-Methyl-2-pentanone (MIBK)	U	1.4	2.5	ug/l		8260B	06/05/09	1
Methyl tert-butyl ether	U	0.19	0.50	ug/l		8260B	06/05/09	1
Methylene Chloride	U	0.30	2.5	ug/l		8260B	06/05/09	1
Styrene	U	0.38	0.50	ug/l		8260B	06/05/09	1
1,1,2,2-Tetrachloroethane	U	0.22	0.50	ug/l		8260B	06/05/09	1
Tetrachloroethene	U	0.29	0.50	ug/l		8260B	06/05/09	1
Toluene	U	0.27	0.50	ug/l		8260B	06/05/09	1
1,1,2-Trichloro-1,2,2-trifluoro	U	0.22	0.50	ug/l		8260B	06/05/09	1
1,2,3-Trichlorobenzene	U	0.24	0.50	ug/l		8260B	06/05/09	1
1,2,4-Trichlorobenzene	U	0.26	0.50	ug/l		8260B	06/05/09	1
1,1,1-Trichloroethane	U	0.27	0.50	ug/l		8260B	06/05/09	1

U = ND (Not Detected)

RDL = Reported Detection Limit = LOQ = PQL = EQL

MDL = Minimum Detection Limit = LOD = SQL(TRRP)

Note:

The reported analytical results relate only to the sample submitted.

This report shall not be reproduced, except in full, without the written approval from ESC.

Reported: 06/23/09 13:13 Revised: 06/30/09 10:39



**ENVIRONMENTAL
SCIENCE CORP.**

12065 Lebanon Rd.
Mt. Juliet, TN 37122
(615) 758-5858
1-800-767-5859
Fax (615) 758-5859

Tax I.D. 62-0814289

Est. 1970

REPORT OF ANALYSIS

Chris Kramer
SLR International Corp. - West Linn
1800 Blankenship Road, Suite 440
West Linn, OR 97068

June 30, 2009

Date Received : June 02, 2009
Description : Nord Door Project - Everett, WA
Sample ID : GP-305-GW
Collected By :
Collection Date : 06/01/09 14:10

ESC Sample # : L405290-08

Site ID : EVERETT, WA

Project # : 088.0288.00017

Parameter	Result	MDL	RDL	Units	Q	Method	Date	Dil.
1,1,2-Trichloroethane	U	0.45	0.50	ug/l		8260B	06/05/09	1
Trichloroethene	U	0.37	0.50	ug/l		8260B	06/05/09	1
Trichlorofluoromethane	U	0.29	0.50	ug/l		8260B	06/05/09	1
Vinyl chloride	U	0.29	0.50	ug/l		8260B	06/05/09	1
Xylenes, Total	U	0.86	1.5	ug/l		8260B	06/05/09	1
Cyclohexane	U	0.30	1.0	ug/l	Q	8260B	06/21/09	1
1,4-Dioxane	U	33.	100	ug/l	Q	8260B	06/21/09	1
Methyl Acetate	U	6.6	20.	ug/l	Q	8260B	06/21/09	1
Methyl Cyclohexane	U	0.33	1.0	ug/l	Q	8260B	06/21/09	1
Surrogate Recovery								
Toluene-d8	101.			% Rec.		8260B	06/05/09	1
Dibromofluoromethane	102.			% Rec.		8260B	06/05/09	1
4-Bromofluorobenzene	98.4			% Rec.		8260B	06/05/09	1
Gasoline Range (C7-C10)	U	33.	100	ug/l		NWTPH-H	06/03/09	1
Mineral Spirits	U	33.	100	ug/l		NWTPH-H	06/03/09	1
Kerosene (C9-C16)	U	33.	100	ug/l		NWTPH-H	06/03/09	1
Diesel (C7-C26)	U	33.	100	ug/l		NWTPH-H	06/03/09	1
#6 Fuel Oil (C10-C32)	U	33.	100	ug/l		NWTPH-H	06/03/09	1
Hydraulic Fluid (C12-C33)	U	33.	100	ug/l		NWTPH-H	06/03/09	1
Motor Oil (C16-C40)	U	170	500	ug/l		NWTPH-H	06/03/09	1
Surrogate recovery(%)								
o-Terphenyl	86.5			% Rec.		NWTPH-H	06/03/09	1
Base/Neutral Extractables								
Acenaphthylene	U	0.33	1.0	ug/l		8270C	06/07/09	1
Acetophenone	U	16.	50.	ug/l		8270C	06/07/09	1
Atrazine	U	3.3	10.	ug/l		8270C	06/07/09	1
Benzaldehyde	U	3.3	10.	ug/l		8270C	06/07/09	1
Biphenyl	U	3.3	10.	ug/l		8270C	06/07/09	1
Bis(2-chlorethoxy)methane	U	3.3	10.	ug/l		8270C	06/07/09	1
Bis(2-chloroethyl)ether	U	3.3	10.	ug/l		8270C	06/07/09	1
Bis(2-chloroisopropyl)ether	U	3.3	10.	ug/l		8270C	06/07/09	1
4-Bromophenyl-phenylether	U	3.3	10.	ug/l		8270C	06/07/09	1
2-Chloronaphthalene	U	3.3	10.	ug/l		8270C	06/07/09	1
4-Chlorophenyl-phenylether	U	3.3	10.	ug/l		8270C	06/07/09	1
3,3-Dichlorobenzidine	U	3.3	10.	ug/l		8270C	06/07/09	1
2,4-Dinitrotoluene	U	3.3	10.	ug/l		8270C	06/07/09	1
2,6-Dinitrotoluene	U	3.3	10.	ug/l		8270C	06/07/09	1
Hexachlorobenzene	U	3.3	10.	ug/l		8270C	06/07/09	1
Hexachloro-1,3-butadiene	U	3.3	10.	ug/l		8270C	06/07/09	1
Hexachlorocyclopentadiene	U	3.3	10.	ug/l		8270C	06/07/09	1
Hexachloroethane	U	3.3	10.	ug/l		8270C	06/07/09	1

U = ND (Not Detected)
RDL = Reported Detection Limit = LOQ = PQL = EQL
MDL = Minimum Detection Limit = LOD = SQL(TRRP)
Note:

The reported analytical results relate only to the sample submitted.
This report shall not be reproduced, except in full, without the written approval from ESC.

Reported: 06/23/09 13:13 Revised: 06/30/09 10:39



**ENVIRONMENTAL
SCIENCE CORP.**

12065 Lebanon Rd.
Mt. Juliet, TN 37122
(615) 758-5858
1-800-767-5859
Fax (615) 758-5859

Tax I.D. 62-0814289

Est. 1970

REPORT OF ANALYSIS

Chris Kramer
SLR International Corp. - West Linn
1800 Blankenship Road, Suite 440
West Linn, OR 97068

June 30, 2009

Date Received : June 02, 2009
Description : Nord Door Project - Everett, WA
Sample ID : GP-305-GW
Collected By :
Collection Date : 06/01/09 14:10

ESC Sample # : L405290-08

Site ID : EVERETT, WA

Project # : 088.0288.00017

Parameter	Result	MDL	RDL	Units	Q	Method	Date	Dil.
Isophorone	U	3.3	10.	ug/l		8270C	06/07/09	1
2-Methylnaphthalene	U	3.3	10.	ug/l		8270C	06/07/09	1
2-Methylphenol	U	1.3	10.	ug/l		8270C	06/07/09	1
3&4-methyl phenol	2.6	1.1	10.	ug/l	J	8270C	06/07/09	1
2-Nitroaniline	U	1.5	10.	ug/l		8270C	06/07/09	1
3-Nitroaniline	U	1.2	10.	ug/l		8270C	06/07/09	1
4-Nitroaniline	U	1.6	10.	ug/l		8270C	06/07/09	1
Nitrobenzene	U	3.3	10.	ug/l		8270C	06/07/09	1
n-Nitrosodiphenylamine	U	3.3	10.	ug/l		8270C	06/07/09	1
n-Nitrosodi-n-propylamine	U	3.3	10.	ug/l		8270C	06/07/09	1
Benzylbutyl phthalate	U	3.3	10.	ug/l		8270C	06/07/09	1
Caprolactam	U	3.3	10.	ug/l	L1	8270C	06/07/09	1
Carbazole	U	0.95	10.	ug/l		8270C	06/07/09	1
Bis(2-ethylhexyl)phthalate	U	2.0	6.0	ug/l		8270C	06/07/09	1
4-Chloroaniline	U	2.6	10.	ug/l		8270C	06/07/09	1
Di-n-butyl phthalate	U	3.3	10.	ug/l		8270C	06/07/09	1
Dibenzofuran	U	1.5	10.	ug/l		8270C	06/07/09	1
Diethyl phthalate	U	3.3	10.	ug/l		8270C	06/07/09	1
Dimethyl phthalate	U	3.3	10.	ug/l		8270C	06/07/09	1
Di-n-octyl phthalate	U	3.3	10.	ug/l		8270C	06/07/09	1
Acid Extractables								
4-Chloro-3-methylphenol	U	1.8	10.	ug/l		8270C	06/07/09	1
2-Chlorophenol	U	1.3	10.	ug/l		8270C	06/07/09	1
2,4-Dichlorophenol	U	2.0	10.	ug/l		8270C	06/07/09	1
2,4-Dimethylphenol	U	2.1	10.	ug/l	J4	8270C	06/07/09	1
4,6-Dinitro-2-methylphenol	U	2.2	10.	ug/l		8270C	06/07/09	1
2,4-Dinitrophenol	U	1.2	10.	ug/l		8270C	06/07/09	1
2-Nitrophenol	U	2.1	10.	ug/l		8270C	06/07/09	1
4-Nitrophenol	U	0.76	10.	ug/l		8270C	06/07/09	1
Phenol	1.2	0.59	10.	ug/l	J	8270C	06/07/09	1
Pentachlorophenol	U	0.33	1.0	ug/l		8270C	06/08/09	1
1,2,4,5-Tetrachlorobenzene	U	16.	50.	ug/l		8270C	06/07/09	1
2,4,5-Trichlorophenol	U	1.7	50.	ug/l		8270C	06/07/09	1
2,4,6-Trichlorophenol	U	2.0	10.	ug/l		8270C	06/07/09	1
2,3,4,6-Tetrachlorophenol	U	16.	50.	ug/l		8270C	06/16/09	1
Benzo(a)anthracene	U	0.33	1.0	ug/l	J4	8270C	06/07/09	1
Benzo(a)pyrene	U	0.33	1.0	ug/l		8270C	06/07/09	1
Benzo(b)fluoranthene	U	0.33	1.0	ug/l		8270C	06/07/09	1
Benzo(k)fluoranthene	U	0.33	1.0	ug/l		8270C	06/07/09	1
Chrysene	U	0.33	1.0	ug/l	J4	8270C	06/07/09	1
Dibenz(a,h)anthracene	U	0.33	1.0	ug/l		8270C	06/07/09	1
Indeno(1,2,3-cd)pyrene	U	0.33	1.0	ug/l		8270C	06/07/09	1
Acenaphthene	U	0.33	1.0	ug/l		8270C	06/07/09	1

U = ND (Not Detected)
RDL = Reported Detection Limit = LOQ = PQL = EQL
MDL = Minimum Detection Limit = LOD = SQL(TRRP)
Note:

The reported analytical results relate only to the sample submitted.
This report shall not be reproduced, except in full, without the written approval from ESC.

Reported: 06/23/09 13:13 Revised: 06/30/09 10:39



**ENVIRONMENTAL
SCIENCE CORP.**

12065 Lebanon Rd.
Mt. Juliet, TN 37122
(615) 758-5858
1-800-767-5859
Fax (615) 758-5859

Tax I.D. 62-0814289

Est. 1970

REPORT OF ANALYSIS

Chris Kramer
SLR International Corp. - West Linn
1800 Blankenship Road, Suite 440
West Linn, OR 97068

June 30, 2009

Date Received : June 02, 2009
Description : Nord Door Project - Everett, WA
Sample ID : GP-305-GW
Collected By :
Collection Date : 06/01/09 14:10

ESC Sample # : L405290-08
Site ID : EVERETT, WA
Project # : 088.0288.00017

Parameter	Result	MDL	RDL	Units	Q	Method	Date	Dil.
Anthracene	U	0.33	1.0	ug/l		8270C	06/07/09	1
Benzo(g,h,i)perylene	U	0.33	1.0	ug/l		8270C	06/07/09	1
Fluoranthene	U	0.33	1.0	ug/l	J4	8270C	06/07/09	1
Fluorene	U	0.33	1.0	ug/l	J4	8270C	06/07/09	1
Naphthalene	U	1.6	5.0	ug/l		8270C	06/07/09	1
Phenanthrene	U	0.33	1.0	ug/l		8270C	06/07/09	1
Pyrene	U	0.33	1.0	ug/l		8270C	06/07/09	1
Surrogate Recovery								
2-Fluorophenol	36.0			% Rec.		8270C	06/07/09	1
Phenol-d5	25.2			% Rec.		8270C	06/07/09	1
Nitrobenzene-d5	73.6			% Rec.		8270C	06/07/09	1
2-Fluorobiphenyl	75.2			% Rec.		8270C	06/07/09	1
2,4,6-Tribromophenol	120.			% Rec.		8270C	06/07/09	1
p-Terphenyl-d14	108.			% Rec.		8270C	06/07/09	1

U = ND (Not Detected)
RDL = Reported Detection Limit = LOQ = PQL = EQL
MDL = Minimum Detection Limit = LOD = SQL(TRRP)
Note:

The reported analytical results relate only to the sample submitted.
This report shall not be reproduced, except in full, without the written approval from ESC.

Reported: 06/23/09 13:13 Revised: 06/30/09 10:39

Attachment A
List of Analytes with QC Qualifiers

Sample Number	Work Group	Sample Type	Analyte	Run ID	Qualifier	
L405290-01	WG425139	SAMP	Acetone	R775706	J	
	WG425139	SAMP	Benzene	R775706	J	
	WG425082	SAMP	Decachlorobiphenyl	R777046	J1	
	WG425082	SAMP	Tetrachloro-m-xylene	R777046	J1	
	WG425307	SAMP	Arsenic	R776787	O	
	WG425307	SAMP	Cadmium	R776787	J	
	WG425307	SAMP	Selenium	R776787	J	
	WG425307	SAMP	Thallium	R776787	O	
	WG425725	SAMP	Diesel (C7-C26)	R778647	J	
	WG425725	SAMP	Motor Oil (C16-C40)	R778647	J	
	WG425716	SAMP	2,4-Dimethylphenol	R777806	J4	
	WG425716	SAMP	Benzo(a)anthracene	R777806	J	
	WG425716	SAMP	Benzo(a)pyrene	R777806	J	
	WG425716	SAMP	Benzo(b)fluoranthene	R777806	J	
	WG425716	SAMP	Fluoranthene	R777806	J	
	WG425716	SAMP	Phenanthrene	R777806	J	
	WG425716	SAMP	Pyrene	R777806	J	
	L405290-02	WG425178	SAMP	Acetone	R775366	J4J5J3
		WG425178	SAMP	2-Butanone (MEK)	R775366	J5
		WG427744	SAMP	Cyclohexane	R789452	Q
WG427744		SAMP	1,4-Dioxane	R789452	Q	
WG427744		SAMP	Methyl Acetate	R789452	Q	
WG427744		SAMP	Methyl Cyclohexane	R789452	Q	
WG425249		SAMP	Caprolactam	R775928	J4	
WG425249		SAMP	2,4-Dimethylphenol	R775928	J4	
WG425249		SAMP	Benzo(a)anthracene	R775928	J4	
WG425249		SAMP	Chrysene	R775928	J4	
WG425249		SAMP	Fluoranthene	R775928	J4	
WG425249		SAMP	Fluorene	R775928	JJ4	
WG425508		SAMP	Acetone	R777028	J	
L405290-03	WG425082	SAMP	Decachlorobiphenyl	R777046	J1	
	WG425082	SAMP	Tetrachloro-m-xylene	R777046	J1	
	WG425108	SAMP	Beryllium	R779887	O	
	WG425406	SAMP	Diesel (C7-C26)	R777008	J	
	WG425406	SAMP	Motor Oil (C16-C40)	R777008	J	
	WG425716	SAMP	2,4-Dimethylphenol	R777806	J4	
	L405290-04	WG425178	SAMP	Acetone	R775366	J4
		WG427650	SAMP	Cyclohexane	R788347	Q
WG427650		SAMP	1,4-Dioxane	R788347	Q	
WG427650		SAMP	Methyl Acetate	R788347	Q	
WG427650		SAMP	Methyl Cyclohexane	R788347	Q	
WG425249		SAMP	Caprolactam	R775928	L1	
WG425249		SAMP	2,4-Dimethylphenol	R775928	J4	
WG425249		SAMP	Benzo(a)anthracene	R775928	J4	
WG425249		SAMP	Chrysene	R775928	J4	
WG425249		SAMP	Fluoranthene	R775928	J4	
WG425249		SAMP	Fluorene	R775928	J4	
L405290-05		WG425139	SAMP	Bromoform	R775706	J3
	WG425139	SAMP	Isopropylbenzene	R775706	J3	
	WG425139	SAMP	Styrene	R775706	J3	
	WG425139	SAMP	1,1,2,2-Tetrachloroethane	R775706	J3	
	WG425139	SAMP	Xylenes, Total	R775706	J3	
	WG425108	SAMP	Beryllium	R779887	O	
	WG425094	SAMP	Mercury	R776309	J	
	WG425406	SAMP	Motor Oil (C16-C40)	R777008	J	
	WG425716	SAMP	2,4-Dimethylphenol	R777806	J4	
	L405290-06	WG425178	SAMP	Acetone	R775366	J4
		WG427650	SAMP	Cyclohexane	R788347	Q
WG427650		SAMP	1,4-Dioxane	R788347	Q	
WG427650		SAMP	Methyl Acetate	R788347	Q	
WG427650		SAMP	Methyl Cyclohexane	R788347	Q	
WG425249		SAMP	Caprolactam	R775928	L1	
WG425249		SAMP	2,4-Dimethylphenol	R775928	J4	
WG425249		SAMP	Benzo(a)anthracene	R775928	J4	
WG425249		SAMP	Chrysene	R775928	J4	
WG425249		SAMP	Fluoranthene	R775928	J4	
L405290-07	WG425249	SAMP	Fluorene	R775928	J4	
	WG425139	SAMP	Bromoform	R775706	J3	
	WG425139	SAMP	Isopropylbenzene	R775706	J3	

Attachment A
List of Analytes with QC Qualifiers

Sample Number	Work Group	Sample Type	Analyte	Run ID	Qualifier
L405290-08	WG425139	SAMP	Styrene	R775706	J3
	WG425139	SAMP	1,1,2,2-Tetrachloroethane	R775706	J3
	WG425139	SAMP	Xylenes, Total	R775706	J3
	WG425082	SAMP	Decachlorobiphenyl	R777046	J1
	WG425082	SAMP	Tetrachloro-m-xylene	R777046	J1
	WG425108	SAMP	Antimony	R779887	J6J3
	WG425108	SAMP	Beryllium	R779887	O
	WG425094	SAMP	Mercury	R776309	J
	WG425716	SAMP	2,4-Dimethylphenol	R777806	J4
	WG425178	SAMP	Acetone	R775366	J4
	WG427650	SAMP	Cyclohexane	R788347	Q
	WG427650	SAMP	1,4-Dioxane	R788347	Q
	WG427650	SAMP	Methyl Acetate	R788347	Q
	WG427650	SAMP	Methyl Cyclohexane	R788347	Q
	WG425249	SAMP	3&4-methyl phenol	R775928	J
	WG425249	SAMP	Caprolactam	R775928	L1
	WG425249	SAMP	2,4-Dimethylphenol	R775928	J4
	WG425249	SAMP	Phenol	R775928	J
	WG425249	SAMP	Benzo(a)anthracene	R775928	J4
	WG425249	SAMP	Chrysene	R775928	J4
	WG425249	SAMP	Fluoranthene	R775928	J4
	WG425249	SAMP	Fluorene	R775928	J4

Attachment B
Explanation of QC Qualifier Codes

Qualifier	Meaning
J	(EPA) - Estimated value below the lowest calibration point. Confidence correlates with concentration.
J1	Surrogate recovery limits have been exceeded; values are outside upper control limits
J3	The associated batch QC was outside the established quality control range for precision.
J4	The associated batch QC was outside the established quality control range for accuracy.
J5	The sample matrix interfered with the ability to make any accurate determination; spike value is high
J6	The sample matrix interfered with the ability to make any accurate determination; spike value is low
L1	(ESC) The associated batch LCS exceeded the upper control limit, which indicates a high bias; The sample analyte was "not detected" and is therefore unaffected.
O	(ESC) Sample diluted due to matrix interferences that impaired the ability to make an accurate analytical determination. The detection limit is elevated in order to reflect the necessary dilution.
Q	(ESC) Sample held beyond the accepted holding time.

Qualifier Report Information

ESC utilizes sample and result qualifiers as set forth by the EPA Contract Laboratory Program and as required by most certifying bodies including NELAC. In addition to the EPA qualifiers adopted by ESC, we have implemented ESC qualifiers to provide more information pertaining to our analytical results. Each qualifier is designated in the qualifier explanation as either EPA or ESC. Data qualifiers are intended to provide the ESC client with more detailed information concerning the potential bias of reported data. Because of the wide range of constituents and variety of matrices incorporated by most EPA methods, it is common for some compounds to fall outside of established ranges. These exceptions are evaluated and all reported data is valid and useable unless qualified as 'R' (Rejected).

Definitions

- Accuracy** - The relationship of the observed value of a known sample to the true value of a known sample. Represented by percent recovery and relevant to samples such as: control samples, matrix spike recoveries, surrogate recoveries, etc.
- Precision** - The agreement between a set of samples or between duplicate samples. Relates to how close together the results are and is represented by Relative Percent Difference.
- Surrogate** - Organic compounds that are similar in chemical composition, extraction, and chromatography to analytes of interest. The surrogates are used to determine the probable response of the group of analytes that are chemically related to the surrogate compound. Surrogates are added to the sample and carried through all stages of preparation and analyses.
- TIC** - Tentatively Identified Compound: Compounds detected in samples that are not target compounds, internal standards, system monitoring compounds, or surrogates.

Summary of Remarks For Samples Printed
06/30/09 at 10:39:49

TSR Signing Reports: 358
R5 - Desired TAT

Log all arsenic gw samples as ASG.

Sample: L405290-01 Account: SLRWLOR Received: 06/02/09 09:00 Due Date: 06/22/09 00:00 RPT Date: 06/23/09 13:13
Added analysis per MB. AV 6/4 - WA EIM EDD needed.
Sample: L405290-02 Account: SLRWLOR Received: 06/02/09 09:00 Due Date: 06/22/09 00:00 RPT Date: 06/23/09 13:13
Added analysis per MB. AV 6/4, Added NWTPHDX - MB 6/5
Sample: L405290-03 Account: SLRWLOR Received: 06/02/09 09:00 Due Date: 06/22/09 00:00 RPT Date: 06/23/09 13:13
Added analysis per MB. AV 6/4
Sample: L405290-04 Account: SLRWLOR Received: 06/02/09 09:00 Due Date: 06/22/09 00:00 RPT Date: 06/23/09 13:13
Added analysis per MB. AV 6/4
Sample: L405290-05 Account: SLRWLOR Received: 06/02/09 09:00 Due Date: 06/22/09 00:00 RPT Date: 06/23/09 13:13
Added analysis per MB. AV 6/4
Sample: L405290-06 Account: SLRWLOR Received: 06/02/09 09:00 Due Date: 06/22/09 00:00 RPT Date: 06/23/09 13:13
Added analysis per MB. AV 6/4
Sample: L405290-07 Account: SLRWLOR Received: 06/02/09 09:00 Due Date: 06/22/09 00:00 RPT Date: 06/23/09 13:13
Added analysis per MB. AV 6/4
Sample: L405290-08 Account: SLRWLOR Received: 06/02/09 09:00 Due Date: 06/22/09 00:00 RPT Date: 06/23/09 13:13
Added analysis per MB. AV 6/4



**ENVIRONMENTAL
SCIENCE CORP.**

12065 Lebanon Rd.
Mt. Juliet, TN 37122
(615) 758-5858
1-800-767-5859
Fax (615) 758-5859

Tax I.D. 62-0814289

Est. 1970

SLR International Corp. - West Linn, OR
Chris Kramer
1800 Blankenship Road, Suite 440
West Linn, OR 97068

Quality Assurance Report
Level II

June 30, 2009

L405290

Analyte	Result	Laboratory Blank		Limit	Batch	Date Analyzed
		Units	% Rec			
#6 Fuel Oil (C10-C32)	< .1	mg/l			WG424561	06/03/09 09:51
Diesel (C7-C26)	< .1	mg/l			WG424561	06/03/09 09:51
Hydraulic Fluid (C12-C33)	< .1	mg/l			WG424561	06/03/09 09:51
Kerosene (C9-C16)	< .1	mg/l			WG424561	06/03/09 09:51
Mineral Spirits	< .1	mg/l			WG424561	06/03/09 09:51
Motor Oil (C16-C40)	< .25	mg/l			WG424561	06/03/09 09:51
o-Terphenyl		% Rec.	102.5	50-150	WG424561	06/03/09 09:51
Total Solids	< .1	%			WG424700	06/04/09 10:17
1,1,1-Trichloroethane	< .0005	mg/l			WG425178	06/05/09 14:18
1,1,2,2-Tetrachloroethane	< .0005	mg/l			WG425178	06/05/09 14:18
1,1,2-Trichloroethane	< .0005	mg/l			WG425178	06/05/09 14:18
1,1,2-Trichloro-1,2,2-trifluoroethane	< .0005	mg/l			WG425178	06/05/09 14:18
1,1-Dichloroethane	< .0005	mg/l			WG425178	06/05/09 14:18
1,1-Dichloroethene	< .0005	mg/l			WG425178	06/05/09 14:18
1,2,3-Trichlorobenzene	< .0005	mg/l			WG425178	06/05/09 14:18
1,2,4-Trichlorobenzene	< .0005	mg/l			WG425178	06/05/09 14:18
1,2-Dibromo-3-Chloropropane	< .001	mg/l			WG425178	06/05/09 14:18
1,2-Dibromoethane	< .0005	mg/l			WG425178	06/05/09 14:18
1,2-Dichlorobenzene	< .0005	mg/l			WG425178	06/05/09 14:18
1,2-Dichloroethane	< .0005	mg/l			WG425178	06/05/09 14:18
1,2-Dichloropropane	< .0005	mg/l			WG425178	06/05/09 14:18
1,3-Dichlorobenzene	< .0005	mg/l			WG425178	06/05/09 14:18
1,4-Dichlorobenzene	< .0005	mg/l			WG425178	06/05/09 14:18
2-Butanone (MEK)	< .0025	mg/l			WG425178	06/05/09 14:18
2-Hexanone	< .0025	mg/l			WG425178	06/05/09 14:18
4-Methyl-2-pentanone (MIBK)	< .0025	mg/l			WG425178	06/05/09 14:18
Acetone	< .025	mg/l			WG425178	06/05/09 14:18
Benzene	< .0005	mg/l			WG425178	06/05/09 14:18
Bromochloromethane	< .0005	mg/l			WG425178	06/05/09 14:18
Bromodichloromethane	< .0005	mg/l			WG425178	06/05/09 14:18
Bromoform	< .0005	mg/l			WG425178	06/05/09 14:18
Bromomethane	< .0005	mg/l			WG425178	06/05/09 14:18
Carbon disulfide	< .0005	mg/l			WG425178	06/05/09 14:18
Carbon tetrachloride	< .0005	mg/l			WG425178	06/05/09 14:18
Chlorobenzene	< .0005	mg/l			WG425178	06/05/09 14:18
Chlorodibromomethane	< .0005	mg/l			WG425178	06/05/09 14:18
Chloroethane	< .0005	mg/l			WG425178	06/05/09 14:18
Chloroform	< .0005	mg/l			WG425178	06/05/09 14:18
Chloromethane	< .0005	mg/l			WG425178	06/05/09 14:18
cis-1,2-Dichloroethene	< .0005	mg/l			WG425178	06/05/09 14:18
cis-1,3-Dichloropropene	< .0005	mg/l			WG425178	06/05/09 14:18
Dichlorodifluoromethane	< .0005	mg/l			WG425178	06/05/09 14:18
Ethylbenzene	< .0005	mg/l			WG425178	06/05/09 14:18
Isopropylbenzene	< .0005	mg/l			WG425178	06/05/09 14:18
Methyl tert-butyl ether	< .0005	mg/l			WG425178	06/05/09 14:18
Methylene Chloride	< .0025	mg/l			WG425178	06/05/09 14:18
Styrene	< .0005	mg/l			WG425178	06/05/09 14:18
Tetrachloroethene	< .0005	mg/l			WG425178	06/05/09 14:18
Toluene	< .0005	mg/l			WG425178	06/05/09 14:18
trans-1,2-Dichloroethene	< .0005	mg/l			WG425178	06/05/09 14:18
trans-1,3-Dichloropropene	< .0005	mg/l			WG425178	06/05/09 14:18
Trichloroethene	< .0005	mg/l			WG425178	06/05/09 14:18
Trichlorofluoromethane	< .0005	mg/l			WG425178	06/05/09 14:18
Vinyl chloride	< .0005	mg/l			WG425178	06/05/09 14:18
4-Bromofluorobenzene		% Rec.	98.81	75-128	WG425178	06/05/09 14:18

* Performance of this Analyte is outside of established criteria.

For additional information, please see Attachment A 'List of Analytes with QC Qualifiers.'



**ENVIRONMENTAL
SCIENCE CORP.**

12065 Lebanon Rd.
Mt. Juliet, TN 37122
(615) 758-5858
1-800-767-5859
Fax (615) 758-5859

Tax I.D. 62-0814289

Est. 1970

SLR International Corp. - West Linn, OR
Chris Kramer
1800 Blankenship Road, Suite 440
West Linn, OR 97068

Quality Assurance Report
Level II

June 30, 2009

L405290

Analyte	Result	Laboratory Blank		Limit	Batch	Date Analyzed
		Units	% Rec			
Dibromofluoromethane		% Rec.	100.7	79-125		06/05/09 14:18
Toluene-d8		% Rec.	99.78	87-114		06/05/09 14:18
1,1,1-Trichloroethane	< .001	mg/kg			WG425139	06/05/09 17:20
1,1,2,2-Tetrachloroethane	< .001	mg/kg			WG425139	06/05/09 17:20
1,1,2-Trichloroethane	< .001	mg/kg			WG425139	06/05/09 17:20
1,1,2-Trichloro-1,2,2-trifluoroethane	< .001	mg/kg			WG425139	06/05/09 17:20
1,1-Dichloroethane	< .001	mg/kg			WG425139	06/05/09 17:20
1,1-Dichloroethene	< .001	mg/kg			WG425139	06/05/09 17:20
1,2,3-Trichlorobenzene	< .001	mg/kg			WG425139	06/05/09 17:20
1,2,4-Trichlorobenzene	< .001	mg/kg			WG425139	06/05/09 17:20
1,2-Dibromo-3-Chloropropane	< .005	mg/kg			WG425139	06/05/09 17:20
1,2-Dibromoethane	< .001	mg/kg			WG425139	06/05/09 17:20
1,2-Dichlorobenzene	< .001	mg/kg			WG425139	06/05/09 17:20
1,2-Dichloroethane	< .001	mg/kg			WG425139	06/05/09 17:20
1,2-Dichloropropane	< .001	mg/kg			WG425139	06/05/09 17:20
1,3-Dichlorobenzene	< .001	mg/kg			WG425139	06/05/09 17:20
1,4-Dichlorobenzene	< .001	mg/kg			WG425139	06/05/09 17:20
2-Butanone (MEK)	< .01	mg/kg			WG425139	06/05/09 17:20
2-Hexanone	< .01	mg/kg			WG425139	06/05/09 17:20
4-Methyl-2-pentanone (MIBK)	< .01	mg/kg			WG425139	06/05/09 17:20
Acetone	< .05	mg/kg			WG425139	06/05/09 17:20
Benzene	< .001	mg/kg			WG425139	06/05/09 17:20
Bromochloromethane	< .001	mg/kg			WG425139	06/05/09 17:20
Bromodichloromethane	< .001	mg/kg			WG425139	06/05/09 17:20
Bromoform	< .001	mg/kg			WG425139	06/05/09 17:20
Bromomethane	< .005	mg/kg			WG425139	06/05/09 17:20
Carbon disulfide	< .001	mg/kg			WG425139	06/05/09 17:20
Carbon tetrachloride	< .001	mg/kg			WG425139	06/05/09 17:20
Chlorobenzene	< .001	mg/kg			WG425139	06/05/09 17:20
Chlorodibromomethane	< .001	mg/kg			WG425139	06/05/09 17:20
Chloroethane	< .005	mg/kg			WG425139	06/05/09 17:20
Chloroform	< .005	mg/kg			WG425139	06/05/09 17:20
Chloromethane	< .001	mg/kg			WG425139	06/05/09 17:20
cis-1,2-Dichloroethene	< .001	mg/kg			WG425139	06/05/09 17:20
cis-1,3-Dichloropropene	< .001	mg/kg			WG425139	06/05/09 17:20
Dichlorodifluoromethane	< .005	mg/kg			WG425139	06/05/09 17:20
Ethylbenzene	< .001	mg/kg			WG425139	06/05/09 17:20
Isopropylbenzene	< .001	mg/kg			WG425139	06/05/09 17:20
Methyl tert-butyl ether	< .001	mg/kg			WG425139	06/05/09 17:20
Methylene Chloride	< .005	mg/kg			WG425139	06/05/09 17:20
Styrene	< .001	mg/kg			WG425139	06/05/09 17:20
Tetrachloroethene	< .001	mg/kg			WG425139	06/05/09 17:20
Toluene	< .005	mg/kg			WG425139	06/05/09 17:20
trans-1,2-Dichloroethene	< .001	mg/kg			WG425139	06/05/09 17:20
trans-1,3-Dichloropropene	< .001	mg/kg			WG425139	06/05/09 17:20
Trichloroethene	< .001	mg/kg			WG425139	06/05/09 17:20
Trichlorofluoromethane	< .005	mg/kg			WG425139	06/05/09 17:20
Vinyl chloride	< .001	mg/kg			WG425139	06/05/09 17:20
4-Bromofluorobenzene		% Rec.	92.32	59-140	WG425139	06/05/09 17:20
Dibromofluoromethane		% Rec.	91.77	63-139	WG425139	06/05/09 17:20
Toluene-d8		% Rec.	96.39	84-116	WG425139	06/05/09 17:20
Diesel Range Organics (DRO)	< .1	ppm			WG425407	06/08/09 10:23
o-Terphenyl		% Rec.	107.9	50-150	WG425407	06/08/09 10:23
1,2,4,5-Tetrachlorobenzene	< .05	ppm			WG425249	06/07/09 12:44
2,4,5-Trichlorophenol	< .01	ppm			WG425249	06/07/09 12:44

* Performance of this Analyte is outside of established criteria.

For additional information, please see Attachment A 'List of Analytes with QC Qualifiers.'



**ENVIRONMENTAL
SCIENCE CORP.**

12065 Lebanon Rd.
Mt. Juliet, TN 37122
(615) 758-5858
1-800-767-5859
Fax (615) 758-5859

Tax I.D. 62-0814289

Est. 1970

SLR International Corp. - West Linn, OR
Chris Kramer
1800 Blankenship Road, Suite 440
West Linn, OR 97068

Quality Assurance Report
Level II

June 30, 2009

L405290

Analyte	Result	Laboratory Blank		Limit	Batch	Date Analyzed
		Units	% Rec			
2,4,6-Trichlorophenol	< .01	ppm			WG425249	06/07/09 12:44
2,4-Dichlorophenol	< .01	ppm			WG425249	06/07/09 12:44
2,4-Dimethylphenol	< .01	ppm			WG425249	06/07/09 12:44
2,4-Dinitrophenol	< .01	ppm			WG425249	06/07/09 12:44
2,4-Dinitrotoluene	< .01	ppm			WG425249	06/07/09 12:44
2,6-Dinitrotoluene	< .01	ppm			WG425249	06/07/09 12:44
2-Chloronaphthalene	< .01	ppm			WG425249	06/07/09 12:44
2-Chlorophenol	< .01	ppm			WG425249	06/07/09 12:44
2-Methylnaphthalene	< .01	ppm			WG425249	06/07/09 12:44
2-Methylphenol	< .01	ppm			WG425249	06/07/09 12:44
2-Nitroaniline	< .01	ppm			WG425249	06/07/09 12:44
2-Nitrophenol	< .01	ppm			WG425249	06/07/09 12:44
3&4-methyl phenol	< .01	ppm			WG425249	06/07/09 12:44
3,3-Dichlorobenzidine	< .01	ppm			WG425249	06/07/09 12:44
3-Nitroaniline	< .01	ppm			WG425249	06/07/09 12:44
4,6-Dinitro-2-methylphenol	< .01	ppm			WG425249	06/07/09 12:44
4-Bromophenyl-phenylether	< .01	ppm			WG425249	06/07/09 12:44
4-Chloro-3-methylphenol	< .01	ppm			WG425249	06/07/09 12:44
4-Chloroaniline	< .01	ppm			WG425249	06/07/09 12:44
4-Chlorophenyl-phenylether	< .01	ppm			WG425249	06/07/09 12:44
4-Nitroaniline	< .01	ppm			WG425249	06/07/09 12:44
4-Nitrophenol	< .01	ppm			WG425249	06/07/09 12:44
Acenaphthene	< .01	ppm			WG425249	06/07/09 12:44
Acenaphthylene	< .01	ppm			WG425249	06/07/09 12:44
Acetophenone	< .01	ppm			WG425249	06/07/09 12:44
Anthracene	< .01	ppm			WG425249	06/07/09 12:44
Atrazine	< .01	ppm			WG425249	06/07/09 12:44
Benzaldehyde	< .01	ppm			WG425249	06/07/09 12:44
Benzo(a)anthracene	< .01	ppm			WG425249	06/07/09 12:44
Benzo(a)pyrene	< .01	ppm			WG425249	06/07/09 12:44
Benzo(b)fluoranthene	< .01	ppm			WG425249	06/07/09 12:44
Benzo(g,h,i)perylene	< .01	ppm			WG425249	06/07/09 12:44
Benzo(k)fluoranthene	< .01	ppm			WG425249	06/07/09 12:44
Benzylbutyl phthalate	< .01	ppm			WG425249	06/07/09 12:44
Biphenyl	< .01	ppm			WG425249	06/07/09 12:44
Bis(2-chlorethoxy)methane	< .01	ppm			WG425249	06/07/09 12:44
Bis(2-chloroethyl)ether	< .01	ppm			WG425249	06/07/09 12:44
Bis(2-chloroisopropyl)ether	< .01	ppm			WG425249	06/07/09 12:44
Bis(2-ethylhexyl)phthalate	< .01	ppm			WG425249	06/07/09 12:44
Caprolactam	< .01	ppm			WG425249	06/07/09 12:44
Carbazole	< .01	ppm			WG425249	06/07/09 12:44
Chrysene	< .01	ppm			WG425249	06/07/09 12:44
Di-n-butyl phthalate	< .01	ppm			WG425249	06/07/09 12:44
Di-n-octyl phthalate	< .01	ppm			WG425249	06/07/09 12:44
Dibenz(a,h)anthracene	< .01	ppm			WG425249	06/07/09 12:44
Dibenzofuran	< .01	ppm			WG425249	06/07/09 12:44
Diethyl phthalate	< .01	ppm			WG425249	06/07/09 12:44
Dimethyl phthalate	< .01	ppm			WG425249	06/07/09 12:44
Fluoranthene	< .01	ppm			WG425249	06/07/09 12:44
Fluorene	< .01	ppm			WG425249	06/07/09 12:44
Hexachloro-1,3-butadiene	< .01	ppm			WG425249	06/07/09 12:44
Hexachlorobenzene	< .01	ppm			WG425249	06/07/09 12:44
Hexachlorocyclopentadiene	< .01	ppm			WG425249	06/07/09 12:44
Hexachloroethane	< .01	ppm			WG425249	06/07/09 12:44
Indeno(1,2,3-cd)pyrene	< .01	ppm			WG425249	06/07/09 12:44
Isophorone	< .01	ppm			WG425249	06/07/09 12:44
n-Nitrosodi-n-propylamine	< .01	ppm			WG425249	06/07/09 12:44
n-Nitrosodiphenylamine	< .01	ppm			WG425249	06/07/09 12:44
Naphthalene	< .01	ppm			WG425249	06/07/09 12:44

* Performance of this Analyte is outside of established criteria.

For additional information, please see Attachment A 'List of Analytes with QC Qualifiers.'



**ENVIRONMENTAL
SCIENCE CORP.**

12065 Lebanon Rd.
Mt. Juliet, TN 37122
(615) 758-5858
1-800-767-5859
Fax (615) 758-5859

Tax I.D. 62-0814289

Est. 1970

SLR International Corp. - West Linn, OR
Chris Kramer
1800 Blankenship Road, Suite 440
West Linn, OR 97068

Quality Assurance Report
Level II

June 30, 2009

L405290

Analyte	Result	Laboratory Blank		Limit	Batch	Date Analyzed
		Units	% Rec			
Nitrobenzene	< .01	ppm			WG425249	06/07/09 12:44
Pentachlorophenol	< .01	ppm			WG425249	06/07/09 12:44
Phenanthrene	< .01	ppm			WG425249	06/07/09 12:44
Phenol	< .01	ppm			WG425249	06/07/09 12:44
Pyrene	< .01	ppm			WG425249	06/07/09 12:44
2,4,6-Tribromophenol		% Rec.	107.3	10-148	WG425249	06/07/09 12:44
2-Fluorobiphenyl		% Rec.	87.46	26-122	WG425249	06/07/09 12:44
2-Fluorophenol		% Rec.	47.69	10-87	WG425249	06/07/09 12:44
Nitrobenzene-d5		% Rec.	69.93	12-120	WG425249	06/07/09 12:44
Phenol-d5		% Rec.	28.76	10-67	WG425249	06/07/09 12:44
p-Terphenyl-d14		% Rec.	147.6	34-149	WG425249	06/07/09 12:44
Mercury	< .02	mg/kg			WG425094	06/07/09 17:13
Antimony	< 1	mg/kg			WG425307	06/08/09 14:02
Arsenic	< 1	mg/kg			WG425307	06/08/09 14:02
Beryllium	< .1	mg/kg			WG425307	06/08/09 14:02
Cadmium	< .25	mg/kg			WG425307	06/08/09 14:02
Chromium	< .5	mg/kg			WG425307	06/08/09 14:02
Copper	< 1	mg/kg			WG425307	06/08/09 14:02
Lead	< .25	mg/kg			WG425307	06/08/09 14:02
Nickel	< 1	mg/kg			WG425307	06/08/09 14:02
Selenium	< 1	mg/kg			WG425307	06/08/09 14:02
Silver	< .5	mg/kg			WG425307	06/08/09 14:02
Thallium	< 1	mg/kg			WG425307	06/08/09 14:02
Zinc	< 1.5	mg/kg			WG425307	06/08/09 14:02
#6 Fuel Oil (C10-C32)	< 4	mg/kg			WG425406	06/08/09 23:38
Diesel (C7-C26)	< 4	mg/kg			WG425406	06/08/09 23:38
Hydraulic Fluid (C12-C33)	< 4	mg/kg			WG425406	06/08/09 23:38
Kerosene (C9-C16)	< 4	mg/kg			WG425406	06/08/09 23:38
Mineral Spirits	< 4	mg/kg			WG425406	06/08/09 23:38
Motor Oil (C16-C40)	< 10	mg/kg			WG425406	06/08/09 23:38
o-Terphenyl		% Rec.	101.9	50-150	WG425406	06/08/09 23:38
1,1,1-Trichloroethane	< .001	mg/kg			WG425508	06/08/09 14:53
1,1,2,2-Tetrachloroethane	< .001	mg/kg			WG425508	06/08/09 14:53
1,1,2-Trichloroethane	< .001	mg/kg			WG425508	06/08/09 14:53
1,1,2-Trichloro-1,2,2-trifluoroethane	< .001	mg/kg			WG425508	06/08/09 14:53
1,1-Dichloroethane	< .001	mg/kg			WG425508	06/08/09 14:53
1,1-Dichloroethene	< .001	mg/kg			WG425508	06/08/09 14:53
1,2,3-Trichlorobenzene	< .001	mg/kg			WG425508	06/08/09 14:53
1,2,4-Trichlorobenzene	< .001	mg/kg			WG425508	06/08/09 14:53
1,2-Dibromo-3-Chloropropane	< .005	mg/kg			WG425508	06/08/09 14:53
1,2-Dibromoethane	< .001	mg/kg			WG425508	06/08/09 14:53
1,2-Dichlorobenzene	< .001	mg/kg			WG425508	06/08/09 14:53
1,2-Dichloroethane	< .001	mg/kg			WG425508	06/08/09 14:53
1,2-Dichloropropane	< .001	mg/kg			WG425508	06/08/09 14:53
1,3-Dichlorobenzene	< .001	mg/kg			WG425508	06/08/09 14:53
1,4-Dichlorobenzene	< .001	mg/kg			WG425508	06/08/09 14:53
2-Butanone (MEK)	< .01	mg/kg			WG425508	06/08/09 14:53
2-Hexanone	< .01	mg/kg			WG425508	06/08/09 14:53
4-Methyl-2-pentanone (MIBK)	< .01	mg/kg			WG425508	06/08/09 14:53
Acetone	< .05	mg/kg			WG425508	06/08/09 14:53
Benzene	< .001	mg/kg			WG425508	06/08/09 14:53

* Performance of this Analyte is outside of established criteria.

For additional information, please see Attachment A 'List of Analytes with QC Qualifiers.'



**ENVIRONMENTAL
SCIENCE CORP.**

12065 Lebanon Rd.
Mt. Juliet, TN 37122
(615) 758-5858
1-800-767-5859
Fax (615) 758-5859

Tax I.D. 62-0814289

Est. 1970

SLR International Corp. - West Linn, OR
Chris Kramer
1800 Blankenship Road, Suite 440

Quality Assurance Report
Level II

West Linn, OR 97068

June 30, 2009

L405290

Analyte	Result	Laboratory Blank		Limit	Batch	Date Analyzed
		Units	% Rec			
Bromochloromethane	< .001	mg/kg			WG425508	06/08/09 14:53
Bromodichloromethane	< .001	mg/kg			WG425508	06/08/09 14:53
Bromoform	< .001	mg/kg			WG425508	06/08/09 14:53
Bromomethane	< .005	mg/kg			WG425508	06/08/09 14:53
Carbon disulfide	< .001	mg/kg			WG425508	06/08/09 14:53
Carbon tetrachloride	< .001	mg/kg			WG425508	06/08/09 14:53
Chlorobenzene	< .001	mg/kg			WG425508	06/08/09 14:53
Chlorodibromomethane	< .001	mg/kg			WG425508	06/08/09 14:53
Chloroethane	< .005	mg/kg			WG425508	06/08/09 14:53
Chloroform	< .005	mg/kg			WG425508	06/08/09 14:53
Chloromethane	< .001	mg/kg			WG425508	06/08/09 14:53
cis-1,2-Dichloroethene	< .001	mg/kg			WG425508	06/08/09 14:53
cis-1,3-Dichloropropene	< .001	mg/kg			WG425508	06/08/09 14:53
Dichlorodifluoromethane	< .005	mg/kg			WG425508	06/08/09 14:53
Ethylbenzene	< .001	mg/kg			WG425508	06/08/09 14:53
Isopropylbenzene	< .001	mg/kg			WG425508	06/08/09 14:53
Methyl tert-butyl ether	< .001	mg/kg			WG425508	06/08/09 14:53
Methylene Chloride	< .005	mg/kg			WG425508	06/08/09 14:53
Styrene	< .001	mg/kg			WG425508	06/08/09 14:53
Tetrachloroethene	< .001	mg/kg			WG425508	06/08/09 14:53
Toluene	< .005	mg/kg			WG425508	06/08/09 14:53
trans-1,2-Dichloroethene	< .001	mg/kg			WG425508	06/08/09 14:53
trans-1,3-Dichloropropene	< .001	mg/kg			WG425508	06/08/09 14:53
Trichloroethene	< .001	mg/kg			WG425508	06/08/09 14:53
Trichlorofluoromethane	< .005	mg/kg			WG425508	06/08/09 14:53
Vinyl chloride	< .001	mg/kg			WG425508	06/08/09 14:53
4-Bromofluorobenzene		% Rec.	108.8	59-140	WG425508	06/08/09 14:53
Dibromofluoromethane		% Rec.	103.1	63-139	WG425508	06/08/09 14:53
Toluene-d8		% Rec.	104.8	84-116	WG425508	06/08/09 14:53
PCB 1016	< .017	mg/kg			WG425082	06/08/09 16:14
PCB 1221	< .017	mg/kg			WG425082	06/08/09 16:14
PCB 1232	< .017	mg/kg			WG425082	06/08/09 16:14
PCB 1242	< .017	mg/kg			WG425082	06/08/09 16:14
PCB 1248	< .017	mg/kg			WG425082	06/08/09 16:14
PCB 1254	< .017	mg/kg			WG425082	06/08/09 16:14
PCB 1260	< .017	mg/kg			WG425082	06/08/09 16:14
Decachlorobiphenyl		% Rec.	121.6*	18.9-115.8	WG425082	06/08/09 16:14
Tetrachloro-m-xylene		% Rec.	134.5*	31.8-115.7	WG425082	06/08/09 16:14
1,2,4,5-Tetrachlorobenzene	< .05	ppm			WG425716	06/09/09 14:41
2,4,5-Trichlorophenol	< .33	ppm			WG425716	06/09/09 14:41
2,4,6-Trichlorophenol	< .33	ppm			WG425716	06/09/09 14:41
2,4-Dichlorophenol	< .33	ppm			WG425716	06/09/09 14:41
2,4-Dimethylphenol	< .33	ppm			WG425716	06/09/09 14:41
2,4-Dinitrophenol	< .33	ppm			WG425716	06/09/09 14:41
2,4-Dinitrotoluene	< .33	ppm			WG425716	06/09/09 14:41
2,6-Dinitrotoluene	< .33	ppm			WG425716	06/09/09 14:41
2-Chloronaphthalene	< .33	ppm			WG425716	06/09/09 14:41
2-Chlorophenol	< .33	ppm			WG425716	06/09/09 14:41
2-Methylnaphthalene	< .33	ppm			WG425716	06/09/09 14:41
2-Methylphenol	< .33	ppm			WG425716	06/09/09 14:41
2-Nitroaniline	< .33	ppm			WG425716	06/09/09 14:41
2-Nitrophenol	< .33	ppm			WG425716	06/09/09 14:41
3&4-Methyl Phenol	< .33	ppm			WG425716	06/09/09 14:41
3,3-Dichlorobenzidine	< .33	ppm			WG425716	06/09/09 14:41
3-Nitroaniline	< .33	ppm			WG425716	06/09/09 14:41

* Performance of this Analyte is outside of established criteria.

For additional information, please see Attachment A 'List of Analytes with QC Qualifiers.'



**ENVIRONMENTAL
SCIENCE CORP.**

12065 Lebanon Rd.
Mt. Juliet, TN 37122
(615) 758-5858
1-800-767-5859
Fax (615) 758-5859

Tax I.D. 62-0814289

Est. 1970

SLR International Corp. - West Linn, OR
Chris Kramer
1800 Blankenship Road, Suite 440
West Linn, OR 97068

Quality Assurance Report
Level II

June 30, 2009

L405290

Analyte	Result	Laboratory Blank		Limit	Batch	Date Analyzed
		Units	% Rec			
4,6-Dinitro-2-methylphenol	< .33	ppm			WG425716	06/09/09 14:41
4-Bromophenyl-phenylether	< .33	ppm			WG425716	06/09/09 14:41
4-Chloro-3-methylphenol	< .33	ppm			WG425716	06/09/09 14:41
4-Chloroaniline	< .33	ppm			WG425716	06/09/09 14:41
4-Chlorophenyl-phenylether	< .33	ppm			WG425716	06/09/09 14:41
4-Nitroaniline	< .33	ppm			WG425716	06/09/09 14:41
4-Nitrophenol	< .33	ppm			WG425716	06/09/09 14:41
Acenaphthene	< .33	ppm			WG425716	06/09/09 14:41
Acenaphthylene	< .33	ppm			WG425716	06/09/09 14:41
Acetophenone	< .33	ppm			WG425716	06/09/09 14:41
Anthracene	< .33	ppm			WG425716	06/09/09 14:41
Atrazine	< .33	ppm			WG425716	06/09/09 14:41
Benzaldehyde	< .33	ppm			WG425716	06/09/09 14:41
Benzo(a)anthracene	< .33	ppm			WG425716	06/09/09 14:41
Benzo(a)pyrene	< .33	ppm			WG425716	06/09/09 14:41
Benzo(b)fluoranthene	< .33	ppm			WG425716	06/09/09 14:41
Benzo(g,h,i)perylene	< .33	ppm			WG425716	06/09/09 14:41
Benzo(k)fluoranthene	< .33	ppm			WG425716	06/09/09 14:41
Benzylbutyl phthalate	< .33	ppm			WG425716	06/09/09 14:41
Biphenyl	< .33	ppm			WG425716	06/09/09 14:41
Bis(2-chlorethoxy)methane	< .33	ppm			WG425716	06/09/09 14:41
Bis(2-chloroethyl)ether	< .33	ppm			WG425716	06/09/09 14:41
Bis(2-chloroisopropyl)ether	< .33	ppm			WG425716	06/09/09 14:41
Bis(2-ethylhexyl)phthalate	< .33	ppm			WG425716	06/09/09 14:41
Caprolactam	< .33	ppm			WG425716	06/09/09 14:41
Carbazole	< .33	ppm			WG425716	06/09/09 14:41
Chrysene	< .33	ppm			WG425716	06/09/09 14:41
Di-n-butyl phthalate	< .33	ppm			WG425716	06/09/09 14:41
Di-n-octyl phthalate	< .33	ppm			WG425716	06/09/09 14:41
Dibenz(a,h)anthracene	< .33	ppm			WG425716	06/09/09 14:41
Dibenzofuran	< .33	ppm			WG425716	06/09/09 14:41
Diethyl phthalate	< .33	ppm			WG425716	06/09/09 14:41
Dimethyl phthalate	< .33	ppm			WG425716	06/09/09 14:41
Fluoranthene	< .33	ppm			WG425716	06/09/09 14:41
Fluorene	< .33	ppm			WG425716	06/09/09 14:41
Hexachloro-1,3-butadiene	< .33	ppm			WG425716	06/09/09 14:41
Hexachlorobenzene	< .33	ppm			WG425716	06/09/09 14:41
Hexachlorocyclopentadiene	< .33	ppm			WG425716	06/09/09 14:41
Hexachloroethane	< .33	ppm			WG425716	06/09/09 14:41
Indeno(1,2,3-cd)pyrene	< .33	ppm			WG425716	06/09/09 14:41
Isophorone	< .33	ppm			WG425716	06/09/09 14:41
n-Nitrosodi-n-propylamine	< .33	ppm			WG425716	06/09/09 14:41
n-Nitrosodiphenylamine	< .33	ppm			WG425716	06/09/09 14:41
Naphthalene	< .33	ppm			WG425716	06/09/09 14:41
Nitrobenzene	< .33	ppm			WG425716	06/09/09 14:41
Pentachlorophenol	< .33	ppm			WG425716	06/09/09 14:41
Phenanthrene	< .33	ppm			WG425716	06/09/09 14:41
Phenol	< .33	ppm			WG425716	06/09/09 14:41
Pyrene	< .33	ppm			WG425716	06/09/09 14:41
2,4,6-Tribromophenol		% Rec.	63.08	25-137	WG425716	06/09/09 14:41
2-Fluorobiphenyl		% Rec.	73.45	30-120	WG425716	06/09/09 14:41
2-Fluorophenol		% Rec.	80.14	26-130	WG425716	06/09/09 14:41
Nitrobenzene-d5		% Rec.	58.69	18-119	WG425716	06/09/09 14:41
Phenol-d5		% Rec.	75.86	37-141	WG425716	06/09/09 14:41
p-Terphenyl-d14		% Rec.	115.6	23-143	WG425716	06/09/09 14:41
#6 Fuel Oil (C10-C32)	< 4	mg/kg			WG425725	06/10/09 11:08
Diesel (C7-C26)	< 4	mg/kg			WG425725	06/10/09 11:08

* Performance of this Analyte is outside of established criteria.

For additional information, please see Attachment A 'List of Analytes with QC Qualifiers.'



**ENVIRONMENTAL
SCIENCE CORP.**

12065 Lebanon Rd.
Mt. Juliet, TN 37122
(615) 758-5858
1-800-767-5859
Fax (615) 758-5859

Tax I.D. 62-0814289

Est. 1970

SLR International Corp. - West Linn, OR
Chris Kramer
1800 Blankenship Road, Suite 440
West Linn, OR 97068

Quality Assurance Report
Level II

June 30, 2009

L405290

Analyte	Result	Laboratory Blank		Limit	Batch	Date Analyzed
		Units	% Rec			
Hydraulic Fluid (C12-C33)	< 4	mg/kg			WG425725	06/10/09 11:08
Kerosene (C9-C16)	< 4	mg/kg			WG425725	06/10/09 11:08
Mineral Spirits	< 4	mg/kg			WG425725	06/10/09 11:08
Motor Oil (C16-C40)	< 10	mg/kg			WG425725	06/10/09 11:08
o-Terphenyl		% Rec.	113.1	50-150	WG425725	06/10/09 11:08
Arsenic	< 1	mg/kg			WG425108	06/09/09 16:49
Beryllium	< .1	mg/kg			WG425108	06/09/09 16:49
Cadmium	< .25	mg/kg			WG425108	06/09/09 16:49
Chromium	< .5	mg/kg			WG425108	06/09/09 16:49
Copper	< 1	mg/kg			WG425108	06/09/09 16:49
Lead	< .25	mg/kg			WG425108	06/09/09 16:49
Nickel	< 1	mg/kg			WG425108	06/09/09 16:49
Selenium	< 1	mg/kg			WG425108	06/09/09 16:49
Silver	< .5	mg/kg			WG425108	06/09/09 16:49
Thallium	< 1	mg/kg			WG425108	06/09/09 16:49
Zinc	< 1.5	mg/kg			WG425108	06/09/09 16:49
Antimony	< 1	mg/kg			WG425108	06/12/09 09:41
1,4-Dioxane	< .004	mg/l			WG427650	06/20/09 23:00
4-Bromofluorobenzene		% Rec.	88.27	75-128	WG427650	06/20/09 23:00
Dibromofluoromethane		% Rec.	99.45	79-125	WG427650	06/20/09 23:00
Toluene-d8		% Rec.	96.18	87-114	WG427650	06/20/09 23:00
1,4-Dioxane	< .004	mg/l			WG427744	06/22/09 21:21
4-Bromofluorobenzene		% Rec.	91.74	75-128	WG427744	06/22/09 21:21
Dibromofluoromethane		% Rec.	101.1	79-125	WG427744	06/22/09 21:21
Toluene-d8		% Rec.	95.38	87-114	WG427744	06/22/09 21:21

Analyte	Units	Result	Duplicate		RPD	Limit	Ref Samp	Batch
			Duplicate					
Total Solids	%	93.4	91.3		2.29	5	L405290-07	WG424700
Mercury	mg/kg	0.0227	0.0170		28.7*	20	L405880-01	WG425094
Antimony	mg/kg	1.28	1.14		11.6	20	L405609-31	WG425307
Arsenic	mg/kg	3.40	2.70		23.0*	20	L405609-31	WG425307
Beryllium	mg/kg	0.279	0.264		5.52	20	L405609-31	WG425307
Cadmium	mg/kg	0.283	0.260		8.47	20	L405609-31	WG425307
Chromium	mg/kg	14.7	14.0		4.88	20	L405609-31	WG425307
Copper	mg/kg	3.63	4.04		10.7	20	L405609-31	WG425307
Lead	mg/kg	8.05	8.60		6.61	20	L405609-31	WG425307
Nickel	mg/kg	4.17	4.20		0.717	20	L405609-31	WG425307
Selenium	mg/kg	2.62	2.30		13.0	20	L405609-31	WG425307
Silver	mg/kg	0.00	0.360		NA	20	L405609-31	WG425307
Thallium	mg/kg	0.00	0.00		0.00	20	L405609-31	WG425307
Zinc	mg/kg	24.4	25.2		3.23	20	L405609-31	WG425307
Arsenic	mg/kg	5.18	6.40		21.1*	20	L405290-07	WG425108
Cadmium	mg/kg	0.332	0.320		3.68	20	L405290-07	WG425108
Chromium	mg/kg	26.3	25.0		5.07	20	L405290-07	WG425108
Copper	mg/kg	14.1	14.0		0.712	20	L405290-07	WG425108

* Performance of this Analyte is outside of established criteria.

For additional information, please see Attachment A 'List of Analytes with QC Qualifiers.'



ENVIRONMENTAL SCIENCE CORP.

12065 Lebanon Rd.
Mt. Juliet, TN 37122
(615) 758-5858
1-800-767-5859
Fax (615) 758-5859

Tax I.D. 62-0814289

Est. 1970

SLR International Corp. - West Linn, OR
Chris Kramer
1800 Blankenship Road, Suite 440
West Linn, OR 97068

Quality Assurance Report Level II

L405290

June 30, 2009

Analyte	Units	Duplicate		RPD	Limit	Ref Samp	Batch
		Result	Duplicate				
Lead	mg/kg	4.41	4.20	4.88	20	L405290-07	WG425108
Nickel	mg/kg	24.7	22.0	11.6	20	L405290-07	WG425108
Selenium	mg/kg	0.00	0.00	0.00	20	L405290-07	WG425108
Silver	mg/kg	0.995	0.880	12.3	20	L405290-07	WG425108
Thallium	mg/kg	4.42	4.10	7.51	20	L405290-07	WG425108
Zinc	mg/kg	39.1	37.0	5.52	20	L405290-07	WG425108
Beryllium	mg/kg	0.00	0.00	0.00	20	L405290-07	WG425108
Antimony	mg/kg	0.00	0.00	0.00	20	L405290-07	WG425108

Analyte	Units	Laboratory Control Sample		% Rec	Limit	Batch
		Known Val	Result			
Diesel (C7-C26)	mg/l	.75	0.610	81.3	50-150	WG424561
Motor Oil (C16-C40)	mg/l	.75	0.719	95.8	50-150	WG424561
o-Terphenyl				87.34	50-150	WG424561
Total Solids	%	50	50.0	100.	85-115	WG424700
1,1,1-Trichloroethane	mg/l	.025	0.0244	97.7	67-137	WG425178
1,1,2,2-Tetrachloroethane	mg/l	.025	0.0229	91.5	72-128	WG425178
1,1,2-Trichloroethane	mg/l	.025	0.0226	90.3	79-123	WG425178
1,1,2-Trichloro-1,2,2-trifluoroethane	mg/l	.025	0.0195	78.0	51-149	WG425178
1,1-Dichloroethane	mg/l	.025	0.0253	101.	67-133	WG425178
1,1-Dichloroethene	mg/l	.025	0.0235	94.1	60-130	WG425178
1,2,3-Trichlorobenzene	mg/l	.025	0.0261	104.	63-138	WG425178
1,2,4-Trichlorobenzene	mg/l	.025	0.0268	107.	65-137	WG425178
1,2-Dibromo-3-Chloropropane	mg/l	.025	0.0244	97.6	55-134	WG425178
1,2-Dibromoethane	mg/l	.025	0.0214	85.6	75-126	WG425178
1,2-Dichlorobenzene	mg/l	.025	0.0259	104.	75-122	WG425178
1,2-Dichloroethane	mg/l	.025	0.0250	100.	63-137	WG425178
1,2-Dichloropropane	mg/l	.025	0.0246	98.6	74-122	WG425178
1,3-Dichlorobenzene	mg/l	.025	0.0218	87.4	73-131	WG425178
1,4-Dichlorobenzene	mg/l	.025	0.0241	96.4	70-121	WG425178
2-Butanone (MEK)	mg/l	.125	0.123	98.7	53-132	WG425178
2-Hexanone	mg/l	.125	0.104	83.1	56-147	WG425178
4-Methyl-2-pentanone (MIBK)	mg/l	.125	0.130	104.	60-142	WG425178
Acetone	mg/l	.125	0.171	136.*	48-134	WG425178
Benzene	mg/l	.025	0.0253	101.	67-126	WG425178
Bromochloromethane	mg/l	.025	0.0251	100.	75-128	WG425178
Bromodichloromethane	mg/l	.025	0.0256	102.	68-133	WG425178
Bromoform	mg/l	.025	0.0238	95.3	60-139	WG425178
Bromomethane	mg/l	.025	0.0236	94.3	45-175	WG425178
Carbon disulfide	mg/l	.025	0.0270	108.	41-148	WG425178
Carbon tetrachloride	mg/l	.025	0.0249	99.6	64-141	WG425178
Chlorobenzene	mg/l	.025	0.0235	94.2	77-125	WG425178
Chlorodibromomethane	mg/l	.025	0.0247	98.9	73-138	WG425178
Chloroethane	mg/l	.025	0.0230	92.2	49-155	WG425178
Chloroform	mg/l	.025	0.0233	93.2	66-126	WG425178
Chloromethane	mg/l	.025	0.0246	98.3	45-152	WG425178
cis-1,2-Dichloroethene	mg/l	.025	0.0253	101.	72-128	WG425178
cis-1,3-Dichloropropene	mg/l	.025	0.0242	96.9	73-131	WG425178
Dichlorodifluoromethane	mg/l	.025	0.0227	90.9	39-189	WG425178
Ethylbenzene	mg/l	.025	0.0239	95.7	76-129	WG425178
Isopropylbenzene	mg/l	.025	0.0244	97.4	73-132	WG425178
Methyl tert-butyl ether	mg/l	.025	0.0255	102.	51-142	WG425178
Methylene Chloride	mg/l	.025	0.0255	102.	64-125	WG425178
Styrene	mg/l	.025	0.0233	93.3	78-130	WG425178

* Performance of this Analyte is outside of established criteria.

For additional information, please see Attachment A 'List of Analytes with QC Qualifiers.'



**ENVIRONMENTAL
SCIENCE CORP.**

12065 Lebanon Rd.
Mt. Juliet, TN 37122
(615) 758-5858
1-800-767-5859
Fax (615) 758-5859

Tax I.D. 62-0814289

Est. 1970

SLR International Corp. - West Linn, OR
Chris Kramer
1800 Blankenship Road, Suite 440
West Linn, OR 97068

Quality Assurance Report
Level II

L405290

June 30, 2009

Analyte	Units	Laboratory Control Sample		% Rec	Limit	Batch
		Known Val	Result			
Tetrachloroethene	mg/l	.025	0.0223	89.4	67-135	WG425178
Toluene	mg/l	.025	0.0240	95.9	72-122	WG425178
trans-1,2-Dichloroethene	mg/l	.025	0.0246	98.5	67-129	WG425178
trans-1,3-Dichloropropene	mg/l	.025	0.0228	91.4	66-137	WG425178
Trichloroethene	mg/l	.025	0.0238	95.3	74-126	WG425178
Trichlorofluoromethane	mg/l	.025	0.0232	92.9	54-156	WG425178
Vinyl chloride	mg/l	.025	0.0228	91.2	55-153	WG425178
4-Bromofluorobenzene				91.27	75-128	WG425178
Dibromofluoromethane				104.1	79-125	WG425178
Toluene-d8				99.79	87-114	WG425178
1,1,1-Trichloroethane	mg/kg	.05	0.0412	82.5	62-135	WG425139
1,1,2,2-Tetrachloroethane	mg/kg	.05	0.0431	86.3	74-129	WG425139
1,1,2-Trichloroethane	mg/kg	.05	0.0465	93.0	77-124	WG425139
1,1,2-Trichloro-1,2,2-trifluoroethane	mg/kg	.05	0.0385	76.9	49-155	WG425139
1,1-Dichloroethane	mg/kg	.05	0.0413	82.6	61-134	WG425139
1,1-Dichloroethene	mg/kg	.05	0.0368	73.6	53-136	WG425139
1,2,3-Trichlorobenzene	mg/kg	.05	0.0527	105.	62-146	WG425139
1,2,4-Trichlorobenzene	mg/kg	.05	0.0520	104.	61-148	WG425139
1,2-Dibromo-3-Chloropropane	mg/kg	.05	0.0505	101.	61-134	WG425139
1,2-Dibromoethane	mg/kg	.05	0.0450	90.0	76-127	WG425139
1,2-Dichlorobenzene	mg/kg	.05	0.0480	95.9	77-123	WG425139
1,2-Dichloroethane	mg/kg	.05	0.0431	86.2	58-141	WG425139
1,2-Dichloropropane	mg/kg	.05	0.0448	89.6	71-128	WG425139
1,3-Dichlorobenzene	mg/kg	.05	0.0468	93.5	71-132	WG425139
1,4-Dichlorobenzene	mg/kg	.05	0.0468	93.6	72-123	WG425139
2-Butanone (MEK)	mg/kg	.25	0.211	84.3	51-131	WG425139
2-Hexanone	mg/kg	.25	0.244	97.5	62-145	WG425139
4-Methyl-2-pentanone (MIBK)	mg/kg	.25	0.238	95.2	61-143	WG425139
Acetone	mg/kg	.25	0.232	93.0	44-140	WG425139
Benzene	mg/kg	.05	0.0397	79.3	65-128	WG425139
Bromochloromethane	mg/kg	.05	0.0411	82.3	73-130	WG425139
Bromodichloromethane	mg/kg	.05	0.0454	90.8	66-126	WG425139
Bromoform	mg/kg	.05	0.0476	95.2	64-139	WG425139
Bromomethane	mg/kg	.05	0.0377	75.4	41-175	WG425139
Carbon disulfide	mg/kg	.05	0.0280	55.9	36-161	WG425139
Carbon tetrachloride	mg/kg	.05	0.0415	83.1	60-140	WG425139
Chlorobenzene	mg/kg	.05	0.0439	87.8	75-125	WG425139
Chlorodibromomethane	mg/kg	.05	0.0476	95.2	72-137	WG425139
Chloroethane	mg/kg	.05	0.0428	85.5	44-159	WG425139
Chloroform	mg/kg	.05	0.0391	78.2	63-123	WG425139
Chloromethane	mg/kg	.05	0.0341	68.2	42-149	WG425139
cis-1,2-Dichloroethene	mg/kg	.05	0.0411	82.1	71-129	WG425139
cis-1,3-Dichloropropene	mg/kg	.05	0.0445	88.9	73-132	WG425139
Dichlorodifluoromethane	mg/kg	.05	0.0348	69.6	26-186	WG425139
Ethylbenzene	mg/kg	.05	0.0440	88.1	74-128	WG425139
Isopropylbenzene	mg/kg	.05	0.0443	88.7	73-130	WG425139
Methyl tert-butyl ether	mg/kg	.05	0.0415	83.0	44-148	WG425139
Methylene Chloride	mg/kg	.05	0.0370	74.0	57-129	WG425139
Styrene	mg/kg	.05	0.0458	91.6	76-133	WG425139
Tetrachloroethene	mg/kg	.05	0.0440	87.9	65-135	WG425139
Toluene	mg/kg	.05	0.0409	81.8	70-120	WG425139
trans-1,2-Dichloroethene	mg/kg	.05	0.0376	75.2	61-133	WG425139
trans-1,3-Dichloropropene	mg/kg	.05	0.0441	88.3	70-135	WG425139
Trichloroethene	mg/kg	.05	0.0429	85.7	71-126	WG425139
Trichlorofluoromethane	mg/kg	.05	0.0439	87.7	52-147	WG425139
Vinyl chloride	mg/kg	.05	0.0389	77.8	50-151	WG425139
4-Bromofluorobenzene				92.33	59-140	WG425139

* Performance of this Analyte is outside of established criteria.

For additional information, please see Attachment A 'List of Analytes with QC Qualifiers.'



**ENVIRONMENTAL
SCIENCE CORP.**

12065 Lebanon Rd.
Mt. Juliet, TN 37122
(615) 758-5858
1-800-767-5859
Fax (615) 758-5859

Tax I.D. 62-0814289

Est. 1970

SLR International Corp. - West Linn, OR
Chris Kramer
1800 Blankenship Road, Suite 440
West Linn, OR 97068

Quality Assurance Report
Level II

L405290

June 30, 2009

Analyte	Units	Laboratory Control Sample		% Rec	Limit	Batch
		Known Val	Result			
Dibromofluoromethane				93.46	63-139	
Toluene-d8				93.93	84-116	
Diesel Range Organics (DRO)	mg/l	.75	0.605	80.7	50-150	WG425407
Residual Range Organics (RRO)	mg/l	.75	0.564	75.2*	0-0	WG425407
o-Terphenyl				90.85	50-150	WG425407
1,2,4,5-Tetrachlorobenzene	ppm	.01	0.00962	96.2	39-116	WG425249
2,4,5-Trichlorophenol	ppm	.01	0.00916	91.6	48-120	WG425249
2,4,6-Trichlorophenol	ppm	.01	0.00861	86.1	49-118	WG425249
2,4-Dichlorophenol	ppm	.01	0.00867	86.7	46-115	WG425249
2,4-Dimethylphenol	ppm	.01	0.0118	118.	40-124	WG425249
2,4-Dinitrophenol	ppm	.01	0.00823	82.3	10-125	WG425249
2,4-Dinitrotoluene	ppm	.01	0.0103	103.	56-128	WG425249
2,6-Dinitrotoluene	ppm	.01	0.00986	98.6	56-121	WG425249
2-Chloronaphthalene	ppm	.01	0.00792	79.2	44-110	WG425249
2-Chlorophenol	ppm	.01	0.00707	70.7	38-114	WG425249
2-Methylnaphthalene	ppm	.01	0.00854	85.4	28-122	WG425249
2-Methylphenol	ppm	.01	0.00683	68.3	42-99	WG425249
2-Nitroaniline	ppm	.01	0.00896	89.6	55-124	WG425249
2-Nitrophenol	ppm	.01	0.00946	94.6	35-118	WG425249
3&4-methyl phenol	ppm	.01	0.00738	73.8	36-102	WG425249
3,3-Dichlorobenzidine	ppm	.01	0.0100	100.	46-145	WG425249
3-Nitroaniline	ppm	.01	0.00923	92.3	39-141	WG425249
4,6-Dinitro-2-methylphenol	ppm	.01	0.00818	81.8	24-119	WG425249
4-Bromophenyl-phenylether	ppm	.01	0.00846	84.6	45-105	WG425249
4-Chloro-3-methylphenol	ppm	.01	0.00810	81.0	47-116	WG425249
4-Chloroaniline	ppm	.01	0.00812	81.2	21-151	WG425249
4-Chlorophenyl-phenylether	ppm	.01	0.00921	92.1	49-116	WG425249
4-Nitroaniline	ppm	.01	0.00950	95.0	43-144	WG425249
4-Nitrophenol	ppm	.01	0.00303	30.3	10-66	WG425249
Acenaphthene	ppm	.01	0.00927	92.7	48-110	WG425249
Acenaphthylene	ppm	.01	0.00955	95.5	48-113	WG425249
Acetophenone	ppm	.01	0.00835	83.5	35-98	WG425249
Anthracene	ppm	.01	0.00998	99.8	55-127	WG425249
Atrazine	ppm	.01	0.0116	116.	43-159	WG425249
Benzaldehyde	ppm	.01	0.00326	32.6	1-78	WG425249
Benzo(a)anthracene	ppm	.01	0.0102	102.	57-115	WG425249
Benzo(a)pyrene	ppm	.01	0.0104	104.	63-125	WG425249
Benzo(b)fluoranthene	ppm	.01	0.00985	98.5	50-123	WG425249
Benzo(g,h,i)perylene	ppm	.01	0.0111	111.	39-143	WG425249
Benzo(k)fluoranthene	ppm	.01	0.0101	101.	45-126	WG425249
Benzylbutyl phthalate	ppm	.01	0.00616	61.6	22-154	WG425249
Biphenyl	ppm	.01	0.00828	82.8	45-111	WG425249
Bis(2-chlorethoxy)methane	ppm	.01	0.00754	75.4	42-116	WG425249
Bis(2-chloroethyl)ether	ppm	.01	0.00652	65.2	26-115	WG425249
Bis(2-chloroisopropyl)ether	ppm	.01	0.00812	81.2	32-115	WG425249
Bis(2-ethylhexyl)phthalate	ppm	.01	0.0107	107.	47-143	WG425249
Caprolactam	ppm	.01	0.00316	31.6	11-33	WG425249
Carbazole	ppm	.01	0.00924	92.4	49-133	WG425249
Chrysene	ppm	.01	0.0104	104.	58-113	WG425249
Di-n-butyl phthalate	ppm	.01	0.00761	76.1	51-131	WG425249
Di-n-octyl phthalate	ppm	.01	0.0109	109.	51-138	WG425249
Dibenz(a,h)anthracene	ppm	.01	0.0100	100.	39-144	WG425249
Dibenzofuran	ppm	.01	0.00940	94.1	50-121	WG425249
Diethyl phthalate	ppm	.01	0.00589	58.9	36-128	WG425249
Dimethyl phthalate	ppm	.01	0.00375	37.5	10-135	WG425249
Fluoranthene	ppm	.01	0.0104	104.	53-119	WG425249
Fluorene	ppm	.01	0.00986	98.6	49-116	WG425249

* Performance of this Analyte is outside of established criteria.

For additional information, please see Attachment A 'List of Analytes with QC Qualifiers.'



**ENVIRONMENTAL
SCIENCE CORP.**

12065 Lebanon Rd.
Mt. Juliet, TN 37122
(615) 758-5858
1-800-767-5859
Fax (615) 758-5859

Tax I.D. 62-0814289

Est. 1970

SLR International Corp. - West Linn, OR
Chris Kramer
1800 Blankenship Road, Suite 440
West Linn, OR 97068

Quality Assurance Report
Level II

L405290

June 30, 2009

Analyte	Units	Laboratory Control Sample		% Rec	Limit	Batch
		Known Val	Result			
Hexachloro-1,3-butadiene	ppm	.01	0.00882	88.2	21-116	WG425249
Hexachlorobenzene	ppm	.01	0.00954	95.4	51-121	WG425249
Hexachlorocyclopentadiene	ppm	.01	0.00806	80.6	4-126	WG425249
Hexachloroethane	ppm	.01	0.00748	74.8	15-109	WG425249
Indeno(1,2,3-cd)pyrene	ppm	.01	0.0104	104.	40-143	WG425249
Isophorone	ppm	.01	0.00778	77.8	48-126	WG425249
n-Nitrosodi-n-propylamine	ppm	.01	0.00722	72.2	47-122	WG425249
n-Nitrosodiphenylamine	ppm	.01	0.00875	87.5	59-143	WG425249
Naphthalene	ppm	.01	0.00761	76.1	29-103	WG425249
Nitrobenzene	ppm	.01	0.00663	66.3	31-105	WG425249
Pentachlorophenol	ppm	.01	0.00955	95.5	20-122	WG425249
Phenanthrene	ppm	.01	0.00966	96.6	54-112	WG425249
Phenol	ppm	.01	0.00303	30.3	17-52	WG425249
Pyrene	ppm	.01	0.0102	102.	46-130	WG425249
2,4,6-Tribromophenol				97.20	10-148	WG425249
2-Fluorobiphenyl				78.02	26-122	WG425249
2-Fluorophenol				41.75	10-87	WG425249
Nitrobenzene-d5				69.82	12-120	WG425249
Phenol-d5				28.01	10-67	WG425249
p-Terphenyl-d14				109.8	34-149	WG425249
Mercury	mg/kg	8.77	8.43	96.1	71.6-127.7	WG425094
Antimony	mg/kg	85.1	45.3	53.2	1.2-242.1	WG425307
Arsenic	mg/kg	192	160.	83.3	78.6-120.8	WG425307
Beryllium	mg/kg	69.3	62.1	89.6	79.8-120.1	WG425307
Cadmium	mg/kg	70.1	60.2	85.9	78.5-121.5	WG425307
Chromium	mg/kg	168	154.	91.7	80.4-120.2	WG425307
Copper	mg/kg	122	115.	94.3	81.6-119.7	WG425307
Lead	mg/kg	113	97.1	85.9	77.3-122.1	WG425307
Nickel	mg/kg	74.1	73.1	98.7	78.8-121.2	WG425307
Selenium	mg/kg	176	159.	90.3	75.6-125.0	WG425307
Silver	mg/kg	115	101.	87.8	66-133.9	WG425307
Thallium	mg/kg	111	96.5	86.9	77.6-122.5	WG425307
Zinc	mg/kg	437	378.	86.5	78.5-121.7	WG425307
Diesel (C7-C26)	mg/kg	30	22.6	75.5	50-150	WG425406
Motor Oil (C16-C40)	mg/kg	30	24.1	80.3	50-150	WG425406
o-Terphenyl				84.44	50-150	WG425406
1,1,1-Trichloroethane	mg/kg	.05	0.0514	103.	62-135	WG425508
1,1,2,2-Tetrachloroethane	mg/kg	.05	0.0531	106.	74-129	WG425508
1,1,2-Trichloroethane	mg/kg	.05	0.0496	99.3	77-124	WG425508
1,1,2-Trichloro-1,2,2-trifluoroethane	mg/kg	.05	0.0501	100.	49-155	WG425508
1,1-Dichloroethane	mg/kg	.05	0.0524	105.	61-134	WG425508
1,1-Dichloroethene	mg/kg	.05	0.0474	94.8	53-136	WG425508
1,2,3-Trichlorobenzene	mg/kg	.05	0.0469	93.8	62-146	WG425508
1,2,4-Trichlorobenzene	mg/kg	.05	0.0472	94.4	61-148	WG425508
1,2-Dibromo-3-Chloropropane	mg/kg	.05	0.0508	102.	61-134	WG425508
1,2-Dibromoethane	mg/kg	.05	0.0494	98.7	76-127	WG425508
1,2-Dichlorobenzene	mg/kg	.05	0.0501	100.	77-123	WG425508
1,2-Dichloroethane	mg/kg	.05	0.0516	103.	58-141	WG425508
1,2-Dichloropropane	mg/kg	.05	0.0490	98.0	71-128	WG425508
1,3-Dichlorobenzene	mg/kg	.05	0.0552	110.	71-132	WG425508
1,4-Dichlorobenzene	mg/kg	.05	0.0482	96.4	72-123	WG425508

* Performance of this Analyte is outside of established criteria.

For additional information, please see Attachment A 'List of Analytes with QC Qualifiers.'



ENVIRONMENTAL SCIENCE CORP.

12065 Lebanon Rd.
Mt. Juliet, TN 37122
(615) 758-5858
1-800-767-5859
Fax (615) 758-5859

Tax I.D. 62-0814289

Est. 1970

SLR International Corp. - West Linn, OR
Chris Kramer
1800 Blankenship Road, Suite 440
West Linn, OR 97068

Quality Assurance Report Level II

L405290

June 30, 2009

Analyte	Units	Laboratory Control Sample		% Rec	Limit	Batch
		Known Val	Result			
2-Butanone (MEK)	mg/kg	.25	0.252	101.	51-131	WG425508
2-Hexanone	mg/kg	.25	0.282	113.	62-145	WG425508
4-Methyl-2-pentanone (MIBK)	mg/kg	.25	0.243	97.2	61-143	WG425508
Acetone	mg/kg	.25	0.258	103.	44-140	WG425508
Benzene	mg/kg	.05	0.0501	100.	65-128	WG425508
Bromochloromethane	mg/kg	.05	0.0535	107.	73-130	WG425508
Bromodichloromethane	mg/kg	.05	0.0546	109.	66-126	WG425508
Bromoform	mg/kg	.05	0.0616	123.	64-139	WG425508
Bromomethane	mg/kg	.05	0.0679	136.	41-175	WG425508
Carbon disulfide	mg/kg	.05	0.0419	83.9	36-161	WG425508
Carbon tetrachloride	mg/kg	.05	0.0517	103.	60-140	WG425508
Chlorobenzene	mg/kg	.05	0.0498	99.6	75-125	WG425508
Chlorodibromomethane	mg/kg	.05	0.0542	108.	72-137	WG425508
Chloroethane	mg/kg	.05	0.0580	116.	44-159	WG425508
Chloroform	mg/kg	.05	0.0505	101.	63-123	WG425508
Chloromethane	mg/kg	.05	0.0548	110.	42-149	WG425508
cis-1,2-Dichloroethene	mg/kg	.05	0.0524	105.	71-129	WG425508
cis-1,3-Dichloropropene	mg/kg	.05	0.0507	101.	73-132	WG425508
Dichlorodifluoromethane	mg/kg	.05	0.0589	118.	26-186	WG425508
Ethylbenzene	mg/kg	.05	0.0490	98.0	74-128	WG425508
Isopropylbenzene	mg/kg	.05	0.0529	106.	73-130	WG425508
Methyl tert-butyl ether	mg/kg	.05	0.0525	105.	44-148	WG425508
Methylene Chloride	mg/kg	.05	0.0500	100.	57-129	WG425508
Styrene	mg/kg	.05	0.0529	106.	76-133	WG425508
Tetrachloroethene	mg/kg	.05	0.0494	98.8	65-135	WG425508
Toluene	mg/kg	.05	0.0457	91.3	70-120	WG425508
trans-1,2-Dichloroethene	mg/kg	.05	0.0496	99.3	61-133	WG425508
trans-1,3-Dichloropropene	mg/kg	.05	0.0460	91.9	70-135	WG425508
Trichloroethene	mg/kg	.05	0.0508	102.	71-126	WG425508
Trichlorofluoromethane	mg/kg	.05	0.0646	129.	52-147	WG425508
Vinyl chloride	mg/kg	.05	0.0531	106.	50-151	WG425508
4-Bromofluorobenzene				104.7	59-140	WG425508
Dibromofluoromethane				107.3	63-139	WG425508
Toluene-d8				99.23	84-116	WG425508
PCB 1260	mg/kg	.167	0.171	103.	62-131	WG425082
Decachlorobiphenyl				119.4*	18.9-115.8	WG425082
Tetrachloro-m-xylene				124.6*	31.8-115.7	WG425082
1,2,4,5-Tetrachlorobenzene	ppm	.333	0.295	88.7	51-112	WG425716
2,4,5-Trichlorophenol	ppm	.333	0.266	79.9	53-110	WG425716
2,4,6-Trichlorophenol	ppm	.333	0.269	80.9	56-109	WG425716
2,4-Dichlorophenol	ppm	.333	0.274	82.2	54-107	WG425716
2,4-Dimethylphenol	ppm	.333	0.473	142.*	58-119	WG425716
2,4-Dinitrophenol	ppm	.333	0.144	43.3	16-130	WG425716
2,4-Dinitrotoluene	ppm	.333	0.300	90.1	53-120	WG425716
2,6-Dinitrotoluene	ppm	.333	0.286	85.9	56-113	WG425716
2-Chloronaphthalene	ppm	.333	0.264	79.4	55-103	WG425716
2-Chlorophenol	ppm	.333	0.276	82.8	52-108	WG425716
2-Methylnaphthalene	ppm	.333	0.279	83.7	52-107	WG425716
2-Methylphenol	ppm	.333	0.316	94.8	58-116	WG425716
2-Nitroaniline	ppm	.333	0.276	82.9	54-116	WG425716
2-Nitrophenol	ppm	.333	0.255	76.4	38-110	WG425716
3&4-Methyl Phenol	ppm	.333	0.344	103.	60-136	WG425716
3,3-Dichlorobenzidine	ppm	.333	0.263	79.0	24-123	WG425716
3-Nitroaniline	ppm	.333	0.276	82.8	17-135	WG425716
4,6-Dinitro-2-methylphenol	ppm	.333	0.192	57.5	34-111	WG425716

* Performance of this Analyte is outside of established criteria.

For additional information, please see Attachment A 'List of Analytes with QC Qualifiers.'



**ENVIRONMENTAL
SCIENCE CORP.**

12065 Lebanon Rd.
Mt. Juliet, TN 37122
(615) 758-5858
1-800-767-5859
Fax (615) 758-5859

Tax I.D. 62-0814289

Est. 1970

SLR International Corp. - West Linn, OR
Chris Kramer
1800 Blankenship Road, Suite 440
West Linn, OR 97068

Quality Assurance Report
Level II

L405290

June 30, 2009

Analyte	Units	Laboratory Control Sample		% Rec	Limit	Batch
		Known Val	Result			
4-Bromophenyl-phenylether	ppm	.333	0.220	66.1	47-98	WG425716
4-Chloro-3-methylphenol	ppm	.333	0.299	89.8	54-116	WG425716
4-Chloroaniline	ppm	.333	0.294	88.3	18-130	WG425716
4-Chlorophenyl-phenylether	ppm	.333	0.259	77.8	55-106	WG425716
4-Nitroaniline	ppm	.333	0.277	83.2	16-133	WG425716
4-Nitrophenol	ppm	.333	0.258	77.5	34-123	WG425716
Acenaphthene	ppm	.333	0.283	85.0	54-102	WG425716
Acenaphthylene	ppm	.333	0.290	87.2	56-104	WG425716
Acetophenone	ppm	.333	0.266	80.0	42-92	WG425716
Anthracene	ppm	.333	0.301	90.4	57-112	WG425716
Atrazine	ppm	.333	0.363	109.	40-143	WG425716
Benzaldehyde	ppm	.333	0.0993	29.8	0-69	WG425716
Benzo(a)anthracene	ppm	.333	0.293	88.0	55-105	WG425716
Benzo(a)pyrene	ppm	.333	0.288	86.5	59-114	WG425716
Benzo(b)fluoranthene	ppm	.333	0.220	66.0	44-116	WG425716
Benzo(g,h,i)perylene	ppm	.333	0.252	75.7	41-127	WG425716
Benzo(k)fluoranthene	ppm	.333	0.249	74.7	36-119	WG425716
Benzylbutyl phthalate	ppm	.333	0.288	86.4	57-130	WG425716
Biphenyl	ppm	.333	0.259	77.7	54-103	WG425716
Bis(2-chlorethoxy)methane	ppm	.333	0.270	81.2	52-107	WG425716
Bis(2-chloroethyl)ether	ppm	.333	0.240	72.2	38-115	WG425716
Bis(2-chloroisopropyl)ether	ppm	.333	0.276	83.0	49-106	WG425716
Bis(2-ethylhexyl)phthalate	ppm	.333	0.271	81.3	50-130	WG425716
Caprolactam	ppm	.333	0.322	96.6	43-131	WG425716
Carbazole	ppm	.333	0.253	76.1	42-120	WG425716
Chrysene	ppm	.333	0.289	86.9	54-103	WG425716
Di-n-butyl phthalate	ppm	.333	0.279	83.7	56-121	WG425716
Di-n-octyl phthalate	ppm	.333	0.243	73.0	50-128	WG425716
Dibenz(a,h)anthracene	ppm	.333	0.248	74.6	42-128	WG425716
Dibenzofuran	ppm	.333	0.273	82.1	56-111	WG425716
Diethyl phthalate	ppm	.333	0.285	85.6	57-110	WG425716
Dimethyl phthalate	ppm	.333	0.272	81.7	57-108	WG425716
Fluoranthene	ppm	.333	0.302	90.6	51-109	WG425716
Fluorene	ppm	.333	0.284	85.4	53-106	WG425716
Hexachloro-1,3-butadiene	ppm	.333	0.284	85.4	46-110	WG425716
Hexachlorobenzene	ppm	.333	0.264	79.2	51-117	WG425716
Hexachlorocyclopentadiene	ppm	.333	0.203	60.9	21-127	WG425716
Hexachloroethane	ppm	.333	0.235	70.7	43-104	WG425716
Indeno(1,2,3-cd)pyrene	ppm	.333	0.251	75.5	42-127	WG425716
Isophorone	ppm	.333	0.267	80.2	56-116	WG425716
n-Nitrosodi-n-propylamine	ppm	.333	0.271	81.2	54-113	WG425716
n-Nitrosodiphenylamine	ppm	.333	0.256	76.9	66-126	WG425716
Naphthalene	ppm	.333	0.273	82.0	46-97	WG425716
Nitrobenzene	ppm	.333	0.249	74.9	46-102	WG425716
Pentachlorophenol	ppm	.333	0.206	62.0	37-118	WG425716
Phenanthrene	ppm	.333	0.288	86.6	56-102	WG425716
Phenol	ppm	.333	0.270	81.2	55-115	WG425716
Pyrene	ppm	.333	0.269	80.6	53-111	WG425716
2,4,6-Tribromophenol				70.95	25-137	WG425716
2-Fluorobiphenyl				71.83	30-120	WG425716
2-Fluorophenol				85.13	26-130	WG425716
Nitrobenzene-d5				73.59	18-119	WG425716
Phenol-d5				78.75	37-141	WG425716
p-Terphenyl-d14				87.41	23-143	WG425716
Diesel (C7-C26)	mg/kg	30	23.5	78.4	50-150	WG425725
Motor Oil (C16-C40)	mg/kg	30	26.7	89.0	50-150	WG425725
o-Terphenyl				82.90	50-150	WG425725

* Performance of this Analyte is outside of established criteria.

For additional information, please see Attachment A 'List of Analytes with QC Qualifiers.'



**ENVIRONMENTAL
SCIENCE CORP.**

12065 Lebanon Rd.
Mt. Juliet, TN 37122
(615) 758-5858
1-800-767-5859
Fax (615) 758-5859

Tax I.D. 62-0814289

Est. 1970

SLR International Corp. - West Linn, OR
Chris Kramer
1800 Blankenship Road, Suite 440
West Linn, OR 97068

**Quality Assurance Report
Level II**

June 30, 2009

L405290

Analyte	Units	Laboratory Control Sample		% Rec	Limit	Batch
		Known Val	Result			
Arsenic	mg/kg	192	191.	99.5	78.6-120.8	WG425108
Beryllium	mg/kg	69.3	68.4	98.7	79.8-120.1	WG425108
Cadmium	mg/kg	70.1	69.3	98.9	78.5-121.5	WG425108
Chromium	mg/kg	168	173.	103.	80.4-120.2	WG425108
Copper	mg/kg	122	124.	102.	81.6-119.7	WG425108
Lead	mg/kg	113	113.	100.	77.3-122.1	WG425108
Nickel	mg/kg	74.1	78.1	105.	78.8-121.2	WG425108
Selenium	mg/kg	176	177.	101.	75.6-125.0	WG425108
Silver	mg/kg	115	116.	101.	66-133.9	WG425108
Thallium	mg/kg	111	105.	94.6	77.6-122.5	WG425108
Zinc	mg/kg	437	439.	100.	78.5-121.7	WG425108
Antimony	mg/kg	85.1	38.4	45.1	1.2-242.1	WG425108
1,4-Dioxane	mg/l	.05	0.00	0.00*	70-130	WG427650
4-Bromofluorobenzene				93.21	75-128	WG427650
Dibromofluoromethane				97.00	79-125	WG427650
Toluene-d8				98.46	87-114	WG427650

Analyte	Units	Laboratory Control Sample Duplicate			Limit	RPD	Limit	Batch
		Result	Ref	%Rec				
Diesel (C7-C26)	mg/l	0.584	0.610	78.0	50-150	4.42	20	WG424561
Motor Oil (C16-C40)	mg/l	0.675	0.719	90.0	50-150	6.28	25	WG424561
o-Terphenyl				81.32	50-150			WG424561
1,1,1-Trichloroethane	mg/l	0.0244	0.0244	98.0	67-137	0.137	20	WG425178
1,1,2,2-Tetrachloroethane	mg/l	0.0246	0.0229	98.0	72-128	7.33	20	WG425178
1,1,2-Trichloroethane	mg/l	0.0240	0.0226	96.0	79-123	6.10	20	WG425178
1,1,2-Trichloro-1,2,2-trifluoroethane	mg/l	0.0204	0.0195	81.0	51-149	4.41	20	WG425178
1,1-Dichloroethane	mg/l	0.0249	0.0253	100.	67-133	1.72	20	WG425178
1,1-Dichloroethene	mg/l	0.0227	0.0235	91.0	60-130	3.57	20	WG425178
1,2,3-Trichlorobenzene	mg/l	0.0262	0.0261	105.	63-138	0.432	20	WG425178
1,2,4-Trichlorobenzene	mg/l	0.0262	0.0268	105.	65-137	2.41	20	WG425178
1,2-Dibromo-3-Chloropropane	mg/l	0.0250	0.0244	100.	55-134	2.28	20	WG425178
1,2-Dibromoethane	mg/l	0.0238	0.0214	95.0	75-126	10.8	20	WG425178
1,2-Dichlorobenzene	mg/l	0.0254	0.0259	101.	75-122	2.12	20	WG425178
1,2-Dichloroethane	mg/l	0.0265	0.0250	106.	63-137	5.73	20	WG425178
1,2-Dichloropropane	mg/l	0.0252	0.0246	101.	74-122	2.09	20	WG425178
1,3-Dichlorobenzene	mg/l	0.0221	0.0218	88.0	73-131	0.990	20	WG425178
1,4-Dichlorobenzene	mg/l	0.0237	0.0241	95.0	70-121	1.73	20	WG425178
2-Butanone (MEK)	mg/l	0.137	0.123	110.	53-132	10.6	20	WG425178
2-Hexanone	mg/l	0.120	0.104	96.0	56-147	14.0	20	WG425178
4-Methyl-2-pentanone (MIBK)	mg/l	0.144	0.130	115.	60-142	10.6	20	WG425178
Acetone	mg/l	0.181	0.171	144*	48-134	5.65	20	WG425178
Benzene	mg/l	0.0250	0.0253	100.	67-126	1.24	20	WG425178
Bromochloromethane	mg/l	0.0257	0.0251	103.	75-128	2.18	20	WG425178
Bromodichloromethane	mg/l	0.0259	0.0256	103.	68-133	1.11	20	WG425178
Bromoform	mg/l	0.0260	0.0238	104.	60-139	8.81	20	WG425178
Bromomethane	mg/l	0.0241	0.0236	96.0	45-175	2.11	20	WG425178
Carbon disulfide	mg/l	0.0258	0.0270	103.	41-148	4.56	20	WG425178
Carbon tetrachloride	mg/l	0.0248	0.0249	99.0	64-141	0.352	20	WG425178
Chlorobenzene	mg/l	0.0232	0.0235	93.0	77-125	1.36	20	WG425178
Chlorodibromomethane	mg/l	0.0257	0.0247	103.	73-138	3.80	20	WG425178
Chloroethane	mg/l	0.0228	0.0230	91.0	49-155	0.982	20	WG425178
Chloroform	mg/l	0.0230	0.0233	92.0	66-126	1.38	20	WG425178
Chloromethane	mg/l	0.0243	0.0246	97.0	45-152	1.04	20	WG425178
cis-1,2-Dichloroethene	mg/l	0.0249	0.0253	100.	72-128	1.66	20	WG425178

* Performance of this Analyte is outside of established criteria.

For additional information, please see Attachment A 'List of Analytes with QC Qualifiers.'



**ENVIRONMENTAL
SCIENCE CORP.**

12065 Lebanon Rd.
Mt. Juliet, TN 37122
(615) 758-5858
1-800-767-5859
Fax (615) 758-5859

Tax I.D. 62-0814289

Est. 1970

SLR International Corp. - West Linn, OR
Chris Kramer
1800 Blankenship Road, Suite 440

Quality Assurance Report
Level II

West Linn, OR 97068

L405290

June 30, 2009

Analyte	Units	Laboratory Control Sample Duplicate			Limit	RPD	Limit	Batch
		Result	Ref	%Rec				
cis-1,3-Dichloropropene	mg/l	0.0256	0.0242	102.	73-131	5.57	20	WG425178
Dichlorodifluoromethane	mg/l	0.0237	0.0227	95.0	39-189	4.10	24	WG425178
Ethylbenzene	mg/l	0.0231	0.0239	92.0	76-129	3.68	20	WG425178
Isopropylbenzene	mg/l	0.0235	0.0244	94.0	73-132	3.41	20	WG425178
Methyl tert-butyl ether	mg/l	0.0264	0.0255	106.	51-142	3.71	20	WG425178
Methylene Chloride	mg/l	0.0256	0.0255	102.	64-125	0.288	20	WG425178
Styrene	mg/l	0.0233	0.0233	93.0	78-130	0.00296	20	WG425178
Tetrachloroethene	mg/l	0.0210	0.0223	84.0	67-135	6.14	20	WG425178
Toluene	mg/l	0.0240	0.0240	96.0	72-122	0.142	20	WG425178
trans-1,2-Dichloroethene	mg/l	0.0236	0.0246	95.0	67-129	4.05	20	WG425178
trans-1,3-Dichloropropene	mg/l	0.0257	0.0228	103.	66-137	11.9	20	WG425178
Trichloroethene	mg/l	0.0231	0.0238	92.0	74-126	3.17	20	WG425178
Trichlorofluoromethane	mg/l	0.0242	0.0232	97.0	54-156	3.96	20	WG425178
Vinyl chloride	mg/l	0.0224	0.0228	90.0	55-153	1.62	20	WG425178
4-Bromofluorobenzene				94.89	75-128			WG425178
Dibromofluoromethane				106.2	79-125			WG425178
Toluene-d8				101.0	87-114			WG425178
1,1,1-Trichloroethane	mg/kg	0.0396	0.0412	79.0	62-135	4.08	20	WG425139
1,1,2,2-Tetrachloroethane	mg/kg	0.0550	0.0431	110.	74-129	24.1*	20	WG425139
1,1,2-Trichloroethane	mg/kg	0.0477	0.0465	95.0	77-124	2.65	20	WG425139
1,1,2-Trichloro-1,2,2-trifluoroethane	mg/kg	0.0355	0.0385	71.0	49-155	8.13	20	WG425139
1,1-Dichloroethane	mg/kg	0.0394	0.0413	79.0	61-134	4.63	20	WG425139
1,1-Dichloroethene	mg/kg	0.0349	0.0368	70.0	53-136	5.23	20	WG425139
1,2,3-Trichlorobenzene	mg/kg	0.0518	0.0527	104.	62-146	1.64	20	WG425139
1,2,4-Trichlorobenzene	mg/kg	0.0519	0.0520	104.	61-148	0.218	20	WG425139
1,2-Dibromo-3-Chloropropane	mg/kg	0.0500	0.0505	100.	61-134	1.14	21	WG425139
1,2-Dibromoethane	mg/kg	0.0489	0.0450	98.0	76-127	8.34	20	WG425139
1,2-Dichlorobenzene	mg/kg	0.0476	0.0480	95.0	77-123	0.743	20	WG425139
1,2-Dichloroethane	mg/kg	0.0416	0.0431	83.0	58-141	3.50	20	WG425139
1,2-Dichloropropane	mg/kg	0.0463	0.0448	93.0	71-128	3.23	20	WG425139
1,3-Dichlorobenzene	mg/kg	0.0565	0.0468	113.	71-132	18.8	20	WG425139
1,4-Dichlorobenzene	mg/kg	0.0466	0.0468	93.0	72-123	0.469	20	WG425139
2-Butanone (MEK)	mg/kg	0.204	0.211	82.0	51-131	3.41	25	WG425139
2-Hexanone	mg/kg	0.272	0.244	109.	62-145	10.9	23	WG425139
4-Methyl-2-pentanone (MIBK)	mg/kg	0.260	0.238	104.	61-143	8.67	23	WG425139
Acetone	mg/kg	0.230	0.232	92.0	44-140	1.24	25	WG425139
Benzene	mg/kg	0.0392	0.0397	78.0	65-128	1.08	20	WG425139
Bromochloromethane	mg/kg	0.0384	0.0411	77.0	73-130	6.78	20	WG425139
Bromodichloromethane	mg/kg	0.0466	0.0454	93.0	66-126	2.58	20	WG425139
Bromoform	mg/kg	0.0593	0.0476	119.	64-139	21.9*	20	WG425139
Bromomethane	mg/kg	0.0376	0.0377	75.0	41-175	0.282	20	WG425139
Carbon disulfide	mg/kg	0.0278	0.0280	56.0	36-161	0.756	20	WG425139
Carbon tetrachloride	mg/kg	0.0415	0.0415	83.0	60-140	0.136	20	WG425139
Chlorobenzene	mg/kg	0.0520	0.0439	104.	75-125	16.9	20	WG425139
Chlorodibromomethane	mg/kg	0.0502	0.0476	100.	72-137	5.34	20	WG425139
Chloroethane	mg/kg	0.0417	0.0428	83.0	44-159	2.45	20	WG425139
Chloroform	mg/kg	0.0374	0.0391	75.0	63-123	4.49	20	WG425139
Chloromethane	mg/kg	0.0374	0.0341	75.0	42-149	9.22	20	WG425139
cis-1,2-Dichloroethene	mg/kg	0.0391	0.0411	78.0	71-129	4.86	20	WG425139
cis-1,3-Dichloropropene	mg/kg	0.0463	0.0445	93.0	73-132	4.10	20	WG425139
Dichlorodifluoromethane	mg/kg	0.0331	0.0348	66.0	26-186	5.02	22	WG425139
Ethylbenzene	mg/kg	0.0528	0.0440	106.	74-128	18.0	20	WG425139
Isopropylbenzene	mg/kg	0.0545	0.0443	109.	73-130	20.6*	20	WG425139
Methyl tert-butyl ether	mg/kg	0.0391	0.0415	78.0	44-148	6.01	20	WG425139
Methylene Chloride	mg/kg	0.0368	0.0370	74.0	57-129	0.607	20	WG425139
Styrene	mg/kg	0.0569	0.0458	114.	76-133	21.6*	20	WG425139
Tetrachloroethene	mg/kg	0.0472	0.0440	94.0	65-135	7.08	20	WG425139

* Performance of this Analyte is outside of established criteria.

For additional information, please see Attachment A 'List of Analytes with QC Qualifiers.'



**ENVIRONMENTAL
SCIENCE CORP.**

12065 Lebanon Rd.
Mt. Juliet, TN 37122
(615) 758-5858
1-800-767-5859
Fax (615) 758-5859

Tax I.D. 62-0814289

Est. 1970

SLR International Corp. - West Linn, OR
Chris Kramer
1800 Blankenship Road, Suite 440

Quality Assurance Report
Level II

West Linn, OR 97068

June 30, 2009

L405290

Analyte	Units	Laboratory Control Sample Duplicate			Limit	RPD	Limit	Batch
		Result	Ref	%Rec				
Toluene	mg/kg	0.0468	0.0409	94.0	70-120	13.6	20	WG425139
trans-1,2-Dichloroethene	mg/kg	0.0353	0.0376	71.0	61-133	6.43	20	WG425139
trans-1,3-Dichloropropene	mg/kg	0.0472	0.0441	94.0	70-135	6.65	20	WG425139
Trichloroethene	mg/kg	0.0441	0.0429	88.0	71-126	2.84	20	WG425139
Trichlorofluoromethane	mg/kg	0.0420	0.0439	84.0	52-147	4.30	20	WG425139
Vinyl chloride	mg/kg	0.0380	0.0389	76.0	50-151	2.30	20	WG425139
4-Bromofluorobenzene				113.1	59-140			WG425139
Dibromofluoromethane				85.52	63-139			WG425139
Toluene-d8				103.8	84-116			WG425139
Diesel Range Organics (DRO)	mg/l	0.654	0.605	87.0	50-150	7.83	20	WG425407
Residual Range Organics (RRO)	mg/l	0.603	0.564	80*	-	6.80*	0	WG425407
o-Terphenyl				94.08	50-150			WG425407
1,2,4,5-Tetrachlorobenzene	ppm	0.0103	0.00962	103.	39-116	6.67	33	WG425249
2,4,5-Trichlorophenol	ppm	0.0106	0.00916	106.	48-120	14.5	29	WG425249
2,4,6-Trichlorophenol	ppm	0.0108	0.00861	108.	49-118	22.7	28	WG425249
2,4-Dichlorophenol	ppm	0.00992	0.00867	99.0	46-115	13.4	28	WG425249
2,4-Dimethylphenol	ppm	0.0128	0.0118	128*	40-124	8.44	36	WG425249
2,4-Dinitrophenol	ppm	0.00912	0.00823	91.0	10-125	10.3	50	WG425249
2,4-Dinitrotoluene	ppm	0.0119	0.0103	119.	56-128	14.9	24	WG425249
2,6-Dinitrotoluene	ppm	0.0111	0.00986	111.	56-121	11.8	23	WG425249
2-Chloronaphthalene	ppm	0.00955	0.00792	96.0	44-110	18.7	30	WG425249
2-Chlorophenol	ppm	0.00819	0.00707	82.0	38-114	14.6	36	WG425249
2-Methylnaphthalene	ppm	0.00937	0.00854	94.0	28-122	9.27	36	WG425249
2-Methylphenol	ppm	0.00722	0.00683	72.0	42-99	5.47	26	WG425249
2-Nitroaniline	ppm	0.0106	0.00896	106.	55-124	16.6	22	WG425249
2-Nitrophenol	ppm	0.0103	0.00946	103.	35-118	8.83	35	WG425249
3&4-methyl phenol	ppm	0.00791	0.00738	79.0	36-102	6.83	31	WG425249
3,3-Dichlorobenzidine	ppm	0.0107	0.0100	107.	46-145	6.15	31	WG425249
3-Nitroaniline	ppm	0.0110	0.00923	110.	39-141	17.1	32	WG425249
4,6-Dinitro-2-methylphenol	ppm	0.0116	0.00818	116.	24-119	34.6	50	WG425249
4-Bromophenyl-phenylether	ppm	0.00940	0.00846	94.0	45-105	10.5	26	WG425249
4-Chloro-3-methylphenol	ppm	0.00904	0.00810	90.0	47-116	11.0	22	WG425249
4-Chloroaniline	ppm	0.00855	0.00812	85.0	21-151	5.09	36	WG425249
4-Chlorophenyl-phenylether	ppm	0.0112	0.00921	112.	49-116	19.4	26	WG425249
4-Nitroaniline	ppm	0.0120	0.00950	120.	43-144	23.0	34	WG425249
4-Nitrophenol	ppm	0.00407	0.00303	41.0	10-66	29.2	37	WG425249
Acenaphthene	ppm	0.0109	0.00927	109.	48-110	16.1	26	WG425249
Acenaphthylene	ppm	0.0107	0.00955	107.	48-113	11.2	28	WG425249
Acetophenone	ppm	0.00879	0.00835	88.0	35-98	5.14	38	WG425249
Anthracene	ppm	0.0112	0.00998	112.	55-127	11.6	24	WG425249
Atrazine	ppm	0.0135	0.0116	135.	43-159	15.5	26	WG425249
Benzaldehyde	ppm	0.00357	0.00326	36.0	1-78	9.08	49	WG425249
Benzo(a)anthracene	ppm	0.0121	0.0102	121*	57-115	17.1	20	WG425249
Benzo(a)pyrene	ppm	0.0120	0.0104	120.	63-125	13.9	22	WG425249
Benzo(b)fluoranthene	ppm	0.0114	0.00985	114.	50-123	14.8	32	WG425249
Benzo(g,h,i)perylene	ppm	0.0136	0.0111	136.	39-143	20.5	31	WG425249
Benzo(k)fluoranthene	ppm	0.0111	0.0101	111.	45-126	10.1	37	WG425249
Benzylbutyl phthalate	ppm	0.00601	0.00616	60.0	22-154	2.55	29	WG425249
Biphenyl	ppm	0.00971	0.00828	97.0	45-111	15.9	30	WG425249
Bis(2-chlorethoxy)methane	ppm	0.00847	0.00754	85.0	42-116	11.7	38	WG425249
Bis(2-chloroethyl)ether	ppm	0.00667	0.00652	67.0	26-115	2.26	50	WG425249
Bis(2-chloroisopropyl)ether	ppm	0.00757	0.00812	76.0	32-115	7.08	47	WG425249
Bis(2-ethylhexyl)phthalate	ppm	0.0131	0.0107	131.	47-143	20.8	24	WG425249
Caprolactam	ppm	0.00380	0.00316	38*	11-33	18.5	37	WG425249
Carbazole	ppm	0.0105	0.00924	105.	49-133	12.9	29	WG425249

* Performance of this Analyte is outside of established criteria.

For additional information, please see Attachment A 'List of Analytes with QC Qualifiers.'



**ENVIRONMENTAL
SCIENCE CORP.**

12065 Lebanon Rd.
Mt. Juliet, TN 37122
(615) 758-5858
1-800-767-5859
Fax (615) 758-5859

Tax I.D. 62-0814289

Est. 1970

SLR International Corp. - West Linn, OR
Chris Kramer
1800 Blankenship Road, Suite 440

Quality Assurance Report
Level II

West Linn, OR 97068

L405290

June 30, 2009

Analyte	Units	Laboratory Control Sample Duplicate			Limit	RPD	Limit	Batch
		Result	Ref	%Rec				
Chrysene	ppm	0.0116	0.0104	116*	58-113	11.6	21	WG425249
Di-n-butyl phthalate	ppm	0.00870	0.00761	87.0	51-131	13.4	22	WG425249
Di-n-octyl phthalate	ppm	0.0127	0.0109	127.	51-138	14.7	22	WG425249
Dibenz(a,h)anthracene	ppm	0.0123	0.0100	123.	39-144	19.9	30	WG425249
Dibenzofuran	ppm	0.0109	0.00940	109.	50-121	14.7	26	WG425249
Diethyl phthalate	ppm	0.00586	0.00589	59.0	36-128	0.522	27	WG425249
Dimethyl phthalate	ppm	0.00323	0.00375	32.0	10-135	14.7	33	WG425249
Fluoranthene	ppm	0.0121	0.0104	121*	53-119	15.3	28	WG425249
Fluorene	ppm	0.0122	0.00986	122*	49-116	20.8	25	WG425249
Hexachloro-1,3-butadiene	ppm	0.00974	0.00882	97.0	21-116	9.85	50	WG425249
Hexachlorobenzene	ppm	0.0111	0.00954	111.	51-121	15.5	23	WG425249
Hexachlorocyclopentadiene	ppm	0.00870	0.00806	87.0	4-126	7.57	50	WG425249
Hexachloroethane	ppm	0.00725	0.00748	73.0	15-109	3.11	50	WG425249
Indeno(1,2,3-cd)pyrene	ppm	0.0120	0.0104	120.	40-143	14.4	30	WG425249
Isophorone	ppm	0.00850	0.00778	85.0	48-126	8.86	31	WG425249
n-Nitrosodi-n-propylamine	ppm	0.00762	0.00722	76.0	47-122	5.37	33	WG425249
n-Nitrosodiphenylamine	ppm	0.0101	0.00875	101.	59-143	14.2	23	WG425249
Naphthalene	ppm	0.00808	0.00761	81.0	29-103	5.97	45	WG425249
Nitrobenzene	ppm	0.00728	0.00663	73.0	31-105	9.34	43	WG425249
Pentachlorophenol	ppm	0.0103	0.00955	103.	20-122	7.48	50	WG425249
Phenanthrene	ppm	0.0109	0.00966	109.	54-112	12.3	22	WG425249
Phenol	ppm	0.00344	0.00303	34.0	17-52	12.7	33	WG425249
Pyrene	ppm	0.0120	0.0102	120.	46-130	16.2	28	WG425249
2,4,6-Tribromophenol				114.1	10-148			WG425249
2-Fluorobiphenyl				89.20	26-122			WG425249
2-Fluorophenol				46.98	10-87			WG425249
Nitrobenzene-d5				73.17	12-120			WG425249
Phenol-d5				31.08	10-67			WG425249
p-Terphenyl-d14				129.3	34-149			WG425249
Diesel (C7-C26)	mg/kg	21.1	22.6	70.0	50-150	7.09	20	WG425406
Motor Oil (C16-C40)	mg/kg	23.2	24.1	77.0	50-150	3.51	25	WG425406
o-Terphenyl				83.19	50-150			WG425406
1,1,1-Trichloroethane	mg/kg	0.0509	0.0514	102.	62-135	1.02	20	WG425508
1,1,2,2-Tetrachloroethane	mg/kg	0.0566	0.0531	113.	74-129	6.48	20	WG425508
1,1,2-Trichloroethane	mg/kg	0.0526	0.0496	105.	77-124	5.80	20	WG425508
1,1,2-Trichloro-1,2,2-trifluoroethane	mg/kg	0.0475	0.0501	95.0	49-155	5.42	20	WG425508
1,1-Dichloroethane	mg/kg	0.0509	0.0524	102.	61-134	3.03	20	WG425508
1,1-Dichloroethene	mg/kg	0.0445	0.0474	89.0	53-136	6.37	20	WG425508
1,2,3-Trichlorobenzene	mg/kg	0.0506	0.0469	101.	62-146	7.63	20	WG425508
1,2,4-Trichlorobenzene	mg/kg	0.0503	0.0472	101.	61-148	6.32	20	WG425508
1,2-Dibromo-3-Chloropropane	mg/kg	0.0577	0.0508	115.	61-134	12.7	21	WG425508
1,2-Dibromoethane	mg/kg	0.0526	0.0494	105.	76-127	6.33	20	WG425508
1,2-Dichlorobenzene	mg/kg	0.0520	0.0501	104.	77-123	3.87	20	WG425508
1,2-Dichloroethane	mg/kg	0.0527	0.0516	105.	58-141	2.08	20	WG425508
1,2-Dichloropropane	mg/kg	0.0521	0.0490	104.	71-128	6.19	20	WG425508
1,3-Dichlorobenzene	mg/kg	0.0541	0.0552	108.	71-132	2.13	20	WG425508
1,4-Dichlorobenzene	mg/kg	0.0503	0.0482	101.	72-123	4.30	20	WG425508
2-Butanone (MEK)	mg/kg	0.288	0.252	115.	51-131	13.4	25	WG425508
2-Hexanone	mg/kg	0.333	0.282	133.	62-145	16.6	23	WG425508
4-Methyl-2-pentanone (MIBK)	mg/kg	0.299	0.243	120.	61-143	20.7	23	WG425508
Acetone	mg/kg	0.279	0.258	112.	44-140	7.89	25	WG425508
Benzene	mg/kg	0.0496	0.0501	99.0	65-128	0.921	20	WG425508
Bromochloromethane	mg/kg	0.0530	0.0535	106.	73-130	0.908	20	WG425508
Bromodichloromethane	mg/kg	0.0571	0.0546	114.	66-126	4.53	20	WG425508
Bromoform	mg/kg	0.0656	0.0616	131.	64-139	6.20	20	WG425508

* Performance of this Analyte is outside of established criteria.

For additional information, please see Attachment A 'List of Analytes with QC Qualifiers.'



**ENVIRONMENTAL
SCIENCE CORP.**

12065 Lebanon Rd.
Mt. Juliet, TN 37122
(615) 758-5858
1-800-767-5859
Fax (615) 758-5859

Tax I.D. 62-0814289

Est. 1970

SLR International Corp. - West Linn, OR
Chris Kramer
1800 Blankenship Road, Suite 440

Quality Assurance Report
Level II

West Linn, OR 97068

L405290

June 30, 2009

Analyte	Units	Laboratory Control Sample Duplicate			Limit	RPD	Limit	Batch
		Result	Ref	%Rec				
Bromomethane	mg/kg	0.0643	0.0679	129.	41-175	5.39	20	WG425508
Carbon disulfide	mg/kg	0.0405	0.0419	81.0	36-161	3.52	20	WG425508
Carbon tetrachloride	mg/kg	0.0511	0.0517	102.	60-140	1.13	20	WG425508
Chlorobenzene	mg/kg	0.0496	0.0498	99.0	75-125	0.457	20	WG425508
Chlorodibromomethane	mg/kg	0.0563	0.0542	113.	72-137	3.75	20	WG425508
Chloroethane	mg/kg	0.0524	0.0580	105.	44-159	10.2	20	WG425508
Chloroform	mg/kg	0.0493	0.0505	99.0	63-123	2.34	20	WG425508
Chloromethane	mg/kg	0.0508	0.0548	102.	42-149	7.62	20	WG425508
cis-1,2-Dichloroethene	mg/kg	0.0515	0.0524	103.	71-129	1.58	20	WG425508
cis-1,3-Dichloropropene	mg/kg	0.0554	0.0507	111.	73-132	8.91	20	WG425508
Dichlorodifluoromethane	mg/kg	0.0549	0.0589	110.	26-186	7.03	22	WG425508
Ethylbenzene	mg/kg	0.0503	0.0490	101.	74-128	2.65	20	WG425508
Isopropylbenzene	mg/kg	0.0521	0.0529	104.	73-130	1.42	20	WG425508
Methyl tert-butyl ether	mg/kg	0.0536	0.0525	107.	44-148	2.20	20	WG425508
Methylene Chloride	mg/kg	0.0477	0.0500	95.0	57-129	4.76	20	WG425508
Styrene	mg/kg	0.0544	0.0529	109.	76-133	2.87	20	WG425508
Tetrachloroethene	mg/kg	0.0484	0.0494	97.0	65-135	1.92	20	WG425508
Toluene	mg/kg	0.0488	0.0457	98.0	70-120	6.59	20	WG425508
trans-1,2-Dichloroethene	mg/kg	0.0474	0.0496	95.0	61-133	4.51	20	WG425508
trans-1,3-Dichloropropene	mg/kg	0.0508	0.0460	102.	70-135	9.99	20	WG425508
Trichloroethene	mg/kg	0.0515	0.0508	103.	71-126	1.38	20	WG425508
Trichlorofluoromethane	mg/kg	0.0609	0.0646	122.	52-147	5.82	20	WG425508
Vinyl chloride	mg/kg	0.0494	0.0531	99.0	50-151	7.27	20	WG425508
4-Bromofluorobenzene				102.6	59-140			WG425508
Dibromofluoromethane				103.1	63-139			WG425508
Toluene-d8				102.9	84-116			WG425508
PCB 1260	mg/kg	0.182	0.171	109.	62-131	6.15	22	WG425082
Decachlorobiphenyl				123.7*	18.9-115.8			WG425082
Tetrachloro-m-xylene				132.6*	31.8-115.7			WG425082
1,2,4,5-Tetrachlorobenzene	ppm	0.281	0.295	85.0	51-112	4.85	21	WG425716
2,4,5-Trichlorophenol	ppm	0.277	0.266	83.0	53-110	4.20	25	WG425716
2,4,6-Trichlorophenol	ppm	0.270	0.269	81.0	56-109	0.370	20	WG425716
2,4-Dichlorophenol	ppm	0.248	0.274	75.0	54-107	9.76	21	WG425716
2,4-Dimethylphenol	ppm	0.438	0.473	131*	58-119	7.76	23	WG425716
2,4-Dinitrophenol	ppm	0.114	0.144	34.0	16-130	23.0	45	WG425716
2,4-Dinitrotoluene	ppm	0.308	0.300	92.0	53-120	2.48	23	WG425716
2,6-Dinitrotoluene	ppm	0.312	0.286	94.0	56-113	8.62	22	WG425716
2-Chloronaphthalene	ppm	0.263	0.264	79.0	55-103	0.397	20	WG425716
2-Chlorophenol	ppm	0.253	0.276	76.0	52-108	8.51	24	WG425716
2-Methylnaphthalene	ppm	0.260	0.279	78.0	52-107	6.79	21	WG425716
2-Methylphenol	ppm	0.287	0.316	86.0	58-116	9.69	22	WG425716
2-Nitroaniline	ppm	0.289	0.276	87.0	54-116	4.52	24	WG425716
2-Nitrophenol	ppm	0.239	0.255	72.0	38-110	6.11	24	WG425716
3&4-Methyl Phenol	ppm	0.309	0.344	93.0	60-136	10.7	29	WG425716
3,3-Dichlorobenzidine	ppm	0.263	0.263	79.0	24-123	0.205	35	WG425716
3-Nitroaniline	ppm	0.283	0.276	85.0	17-135	2.62	33	WG425716
4,6-Dinitro-2-methylphenol	ppm	0.165	0.192	50.0	34-111	14.7	33	WG425716
4-Bromophenyl-phenylether	ppm	0.222	0.220	67.0	47-98	0.607	23	WG425716
4-Chloro-3-methylphenol	ppm	0.280	0.299	84.0	54-116	6.38	23	WG425716
4-Chloroaniline	ppm	0.265	0.294	80.0	18-130	10.4	31	WG425716
4-Chlorophenyl-phenylether	ppm	0.286	0.259	86.0	55-106	9.88	22	WG425716
4-Nitroaniline	ppm	0.282	0.277	85.0	16-133	1.73	37	WG425716
4-Nitrophenol	ppm	0.264	0.258	79.0	34-123	2.36	36	WG425716
Acenaphthene	ppm	0.283	0.283	85.0	54-102	0.179	20	WG425716
Acenaphthylene	ppm	0.293	0.290	88.0	56-104	0.848	20	WG425716

* Performance of this Analyte is outside of established criteria.

For additional information, please see Attachment A 'List of Analytes with QC Qualifiers.'



**ENVIRONMENTAL
SCIENCE CORP.**

12065 Lebanon Rd.
Mt. Juliet, TN 37122
(615) 758-5858
1-800-767-5859
Fax (615) 758-5859

Tax I.D. 62-0814289

Est. 1970

SLR International Corp. - West Linn, OR
Chris Kramer
1800 Blankenship Road, Suite 440

Quality Assurance Report
Level II

West Linn, OR 97068

L405290

June 30, 2009

Analyte	Units	Laboratory Control		Sample Duplicate	Limit	RPD	Limit	Batch
		Result	Ref	%Rec				
Acetophenone	ppm	0.248	0.266	75.0	42-92	7.03	22	WG425716
Anthracene	ppm	0.304	0.301	91.0	57-112	1.05	21	WG425716
Atrazine	ppm	0.378	0.363	114.	40-143	4.15	25	WG425716
Benzaldehyde	ppm	0.0898	0.0993	27.0	0-69	10.1	32	WG425716
Benzo(a)anthracene	ppm	0.296	0.293	89.0	55-105	1.04	21	WG425716
Benzo(a)pyrene	ppm	0.285	0.288	85.0	59-114	1.24	22	WG425716
Benzo(b)fluoranthene	ppm	0.218	0.220	65.0	44-116	0.874	33	WG425716
Benzo(g,h,i)perylene	ppm	0.236	0.252	71.0	41-127	6.55	29	WG425716
Benzo(k)fluoranthene	ppm	0.255	0.249	76.0	36-119	2.41	37	WG425716
Benzylbutyl phthalate	ppm	0.293	0.288	88.0	57-130	1.84	27	WG425716
Biphenyl	ppm	0.259	0.259	78.0	54-103	0.0676	21	WG425716
Bis(2-chlorethoxy)methane	ppm	0.256	0.270	77.0	52-107	5.54	21	WG425716
Bis(2-chloroethyl)ether	ppm	0.225	0.240	67.0	38-115	6.75	28	WG425716
Bis(2-chloroisopropyl)ether	ppm	0.253	0.276	76.0	49-106	8.72	25	WG425716
Bis(2-ethylhexyl)phthalate	ppm	0.275	0.271	83.0	50-130	1.62	29	WG425716
Caprolactam	ppm	0.306	0.322	92.0	43-131	5.01	24	WG425716
Carbazole	ppm	0.269	0.253	81.0	42-120	6.14	26	WG425716
Chrysene	ppm	0.301	0.289	90.0	54-103	4.08	23	WG425716
Di-n-butyl phthalate	ppm	0.275	0.279	83.0	56-121	1.38	22	WG425716
Di-n-octyl phthalate	ppm	0.240	0.243	72.0	50-128	1.19	26	WG425716
Dibenz(a,h)anthracene	ppm	0.231	0.248	69.0	42-128	7.22	28	WG425716
Dibenzofuran	ppm	0.289	0.273	87.0	56-111	5.51	21	WG425716
Diethyl phthalate	ppm	0.287	0.285	86.0	57-110	0.550	20	WG425716
Dimethyl phthalate	ppm	0.282	0.272	85.0	57-108	3.45	20	WG425716
Fluoranthene	ppm	0.310	0.302	93.0	51-109	2.63	26	WG425716
Fluorene	ppm	0.300	0.284	90.0	53-106	5.46	20	WG425716
Hexachloro-1,3-butadiene	ppm	0.255	0.284	76.0	46-110	11.1	25	WG425716
Hexachlorobenzene	ppm	0.259	0.264	78.0	51-117	2.03	24	WG425716
Hexachlorocyclopentadiene	ppm	0.190	0.203	57.0	21-127	6.48	40	WG425716
Hexachloroethane	ppm	0.232	0.235	70.0	43-104	1.38	27	WG425716
Indeno(1,2,3-cd)pyrene	ppm	0.233	0.251	70.0	42-127	7.52	28	WG425716
Isophorone	ppm	0.249	0.267	75.0	56-116	7.00	21	WG425716
n-Nitrosodi-n-propylamine	ppm	0.245	0.271	74.0	54-113	9.99	21	WG425716
n-Nitrosodiphenylamine	ppm	0.250	0.256	75.0	66-126	2.50	22	WG425716
Naphthalene	ppm	0.246	0.273	74.0	46-97	10.5	23	WG425716
Nitrobenzene	ppm	0.247	0.249	74.0	46-102	1.01	23	WG425716
Pentachlorophenol	ppm	0.198	0.206	59.0	37-118	4.18	28	WG425716
Phenanthrene	ppm	0.286	0.288	86.0	56-102	0.934	20	WG425716
Phenol	ppm	0.255	0.270	77.0	55-115	5.93	22	WG425716
Pyrene	ppm	0.277	0.269	83.0	53-111	3.20	26	WG425716
2,4,6-Tribromophenol				80.48	25-137			WG425716
2-Fluorobiphenyl				84.35	30-120			WG425716
2-Fluorophenol				86.11	26-130			WG425716
Nitrobenzene-d5				74.51	18-119			WG425716
Phenol-d5				80.23	37-141			WG425716
p-Terphenyl-d14				100.5	23-143			WG425716
Diesel (C7-C26)	mg/kg	23.6	23.5	79.0	50-150	0.420	20	WG425725
Motor Oil (C16-C40)	mg/kg	27.2	26.7	91.0	50-150	2.01	20	WG425725
o-Terphenyl				85.53	50-150			WG425725
1,4-Dioxane	mg/l	0.00	0.00	0*	70-130	0.00	25	WG427650
4-Bromofluorobenzene				97.12	75-128			WG427650
Dibromofluoromethane				96.59	79-125			WG427650
Toluene-d8				99.16	87-114			WG427650

* Performance of this Analyte is outside of established criteria.
For additional information, please see Attachment A 'List of Analytes with QC Qualifiers.'



**ENVIRONMENTAL
SCIENCE CORP.**

12065 Lebanon Rd.
Mt. Juliet, TN 37122
(615) 758-5858
1-800-767-5859
Fax (615) 758-5859

Tax I.D. 62-0814289

Est. 1970

SLR International Corp. - West Linn, OR
Chris Kramer
1800 Blankenship Road, Suite 440

Quality Assurance Report
Level II

West Linn, OR 97068

June 30, 2009

L405290

Analyte	Units	MS Res	Matrix Spike			% Rec	Limit	Ref Samp	Batch
			Ref Res	TV					
1,1,1-Trichloroethane	mg/l	0.0273	0.00	.025	109.	31-161	L405290-02	WG425178	
1,1,2,2-Tetrachloroethane	mg/l	0.0290	0.00	.025	116.	49-149	L405290-02	WG425178	
1,1,2-Trichloroethane	mg/l	0.0253	0.00	.025	101.	46-145	L405290-02	WG425178	
1,1,2-Trichloro-1,2,2-trifluoroethane	mg/l	0.0161	0.00	.025	64.5	14-168	L405290-02	WG425178	
1,1-Dichloroethane	mg/l	0.0264	0.00	.025	105.	30-159	L405290-02	WG425178	
1,1-Dichloroethene	mg/l	0.0183	0.00	.025	73.2	10-162	L405290-02	WG425178	
1,2,3-Trichlorobenzene	mg/l	0.0278	0.00	.025	111.	32-143	L405290-02	WG425178	
1,2,4-Trichlorobenzene	mg/l	0.0287	0.00	.025	115.	27-142	L405290-02	WG425178	
1,2-Dibromo-3-Chloropropane	mg/l	0.0305	0.00	.025	122.	37-148	L405290-02	WG425178	
1,2-Dibromoethane	mg/l	0.0234	0.00	.025	93.5	41-149	L405290-02	WG425178	
1,2-Dichlorobenzene	mg/l	0.0287	0.00	.025	115.	40-139	L405290-02	WG425178	
1,2-Dichloroethane	mg/l	0.0282	0.00	.025	113.	29-167	L405290-02	WG425178	
1,2-Dichloropropane	mg/l	0.0258	0.00	.025	103.	39-148	L405290-02	WG425178	
1,3-Dichlorobenzene	mg/l	0.0242	0.00	.025	96.7	32-148	L405290-02	WG425178	
1,4-Dichlorobenzene	mg/l	0.0265	0.00	.025	106.	32-136	L405290-02	WG425178	
2-Butanone (MEK)	mg/l	0.191	0.00	.125	153.*	32-151	L405290-02	WG425178	
2-Hexanone	mg/l	0.151	0.00	.125	121.	41-155	L405290-02	WG425178	
4-Methyl-2-pentanone (MIBK)	mg/l	0.181	0.00	.125	145.	40-160	L405290-02	WG425178	
Acetone	mg/l	0.253	0.00	.125	202.*	25-157	L405290-02	WG425178	
Benzene	mg/l	0.0238	0.00	.025	95.1	16-158	L405290-02	WG425178	
Bromochloromethane	mg/l	0.0261	0.00	.025	104.	36-154	L405290-02	WG425178	
Bromodichloromethane	mg/l	0.0283	0.00	.025	113.	45-147	L405290-02	WG425178	
Bromoform	mg/l	0.0290	0.00	.025	116.	38-152	L405290-02	WG425178	
Bromomethane	mg/l	0.0112	0.00	.025	44.7	0-191	L405290-02	WG425178	
Carbon disulfide	mg/l	0.00734	0.00	.025	29.4	10-166	L405290-02	WG425178	
Carbon tetrachloride	mg/l	0.0253	0.00	.025	101.	22-168	L405290-02	WG425178	
Chlorobenzene	mg/l	0.0236	0.00	.025	94.3	33-148	L405290-02	WG425178	
Chlorodibromomethane	mg/l	0.0276	0.00	.025	110.	48-151	L405290-02	WG425178	
Chloroethane	mg/l	0.0170	0.00	.025	67.9	4-176	L405290-02	WG425178	
Chloroform	mg/l	0.0260	0.00	.025	104.	37-147	L405290-02	WG425178	
Chloromethane	mg/l	0.0110	0.00	.025	43.8	10-174	L405290-02	WG425178	
cis-1,2-Dichloroethene	mg/l	0.0255	0.00	.025	102.	29-156	L405290-02	WG425178	
cis-1,3-Dichloropropene	mg/l	0.0261	0.00	.025	104.	35-148	L405290-02	WG425178	
Dichlorodifluoromethane	mg/l	0.0118	0.00	.025	47.3	0-200	L405290-02	WG425178	
Ethylbenzene	mg/l	0.0231	0.00	.025	92.3	29-150	L405290-02	WG425178	
Isopropylbenzene	mg/l	0.0257	0.00	.025	103.	35-147	L405290-02	WG425178	
Methyl tert-butyl ether	mg/l	0.0327	0.00	.025	131.	24-167	L405290-02	WG425178	
Methylene Chloride	mg/l	0.0240	0.00	.025	96.1	23-151	L405290-02	WG425178	
Styrene	mg/l	0.0244	0.00	.025	97.5	38-149	L405290-02	WG425178	
Tetrachloroethene	mg/l	0.0189	0.00	.025	75.5	13-157	L405290-02	WG425178	
Toluene	mg/l	0.0228	0.00	.025	91.0	22-152	L405290-02	WG425178	
trans-1,2-Dichloroethene	mg/l	0.0183	0.00	.025	73.3	11-160	L405290-02	WG425178	
trans-1,3-Dichloropropene	mg/l	0.0264	0.00	.025	106.	33-153	L405290-02	WG425178	
Trichloroethene	mg/l	0.0217	0.00	.025	86.7	18-163	L405290-02	WG425178	
Trichlorofluoromethane	mg/l	0.0158	0.00	.025	63.3	10-177	L405290-02	WG425178	
Vinyl chloride	mg/l	0.0137	0.00	.025	54.8	0-179	L405290-02	WG425178	
4-Bromofluorobenzene					92.03	75-128		WG425178	
Dibromofluoromethane					117.9	79-125		WG425178	
Toluene-d8					101.0	87-114		WG425178	
1,1,1-Trichloroethane	mg/kg	0.0340	0.00	.05	68.0	23-147	L405290-01	WG425139	
1,1,2,2-Tetrachloroethane	mg/kg	0.0467	0.00	.05	93.3	18-150	L405290-01	WG425139	
1,1,2-Trichloroethane	mg/kg	0.0422	0.00	.05	84.4	35-140	L405290-01	WG425139	
1,1,2-Trichloro-1,2,2-trifluoroethane	mg/kg	0.0295	0.00	.05	59.0	10-145	L405290-01	WG425139	
1,1-Dichloroethane	mg/kg	0.0337	0.00	.05	67.5	24-148	L405290-01	WG425139	
1,1-Dichloroethene	mg/kg	0.0286	0.00	.05	57.2	10-149	L405290-01	WG425139	
1,2,3-Trichlorobenzene	mg/kg	0.0351	0.00	.05	70.3	10-129	L405290-01	WG425139	
1,2,4-Trichlorobenzene	mg/kg	0.0348	0.00	.05	69.6	10-119	L405290-01	WG425139	
1,2-Dibromo-3-Chloropropane	mg/kg	0.0465	0.00	.05	92.9	19-145	L405290-01	WG425139	

* Performance of this Analyte is outside of established criteria.

For additional information, please see Attachment A 'List of Analytes with QC Qualifiers.'



**ENVIRONMENTAL
SCIENCE CORP.**

12065 Lebanon Rd.
Mt. Juliet, TN 37122
(615) 758-5858
1-800-767-5859
Fax (615) 758-5859

Tax I.D. 62-0814289

Est. 1970

SLR International Corp. - West Linn, OR
Chris Kramer
1800 Blankenship Road, Suite 440

Quality Assurance Report
Level II

West Linn, OR 97068

June 30, 2009

L405290

Analyte	Units	MS Res	Matrix Spike			% Rec	Limit	Ref Samp	Batch
			Ref Res	TV					
1,2-Dibromoethane	mg/kg	0.0412	0.00	.05	82.5	24-145	L405290-01	WG425139	
1,2-Dichlorobenzene	mg/kg	0.0377	0.00	.05	75.3	12-130	L405290-01	WG425139	
1,2-Dichloroethane	mg/kg	0.0374	0.00	.05	74.7	21-155	L405290-01	WG425139	
1,2-Dichloropropane	mg/kg	0.0395	0.00	.05	79.1	28-144	L405290-01	WG425139	
1,3-Dichlorobenzene	mg/kg	0.0386	0.00	.05	77.1	10-129	L405290-01	WG425139	
1,4-Dichlorobenzene	mg/kg	0.0358	0.00	.05	71.6	10-121	L405290-01	WG425139	
2-Butanone (MEK)	mg/kg	0.210	0.00	.25	83.9	21-143	L405290-01	WG425139	
2-Hexanone	mg/kg	0.256	0.00	.25	102.	22-151	L405290-01	WG425139	
4-Methyl-2-pentanone (MIBK)	mg/kg	0.255	0.00	.25	102.	31-151	L405290-01	WG425139	
Acetone	mg/kg	0.261	0.0170	.25	97.5	13-158	L405290-01	WG425139	
Benzene	mg/kg	0.0332	0.00035	.05	65.7	16-143	L405290-01	WG425139	
Bromochloromethane	mg/kg	0.0346	0.00	.05	69.1	25-152	L405290-01	WG425139	
Bromodichloromethane	mg/kg	0.0398	0.00	.05	79.7	27-139	L405290-01	WG425139	
Bromoform	mg/kg	0.0485	0.00	.05	97.1	21-144	L405290-01	WG425139	
Bromomethane	mg/kg	0.0307	0.00	.05	61.4	0-180	L405290-01	WG425139	
Carbon disulfide	mg/kg	0.0208	0.00	.05	41.6	10-156	L405290-01	WG425139	
Carbon tetrachloride	mg/kg	0.0336	0.00	.05	67.2	12-149	L405290-01	WG425139	
Chlorobenzene	mg/kg	0.0391	0.00	.05	78.3	17-134	L405290-01	WG425139	
Chlorodibromomethane	mg/kg	0.0422	0.00	.05	84.5	28-147	L405290-01	WG425139	
Chloroethane	mg/kg	0.0337	0.00	.05	67.4	0-172	L405290-01	WG425139	
Chloroform	mg/kg	0.0320	0.00	.05	64.1	28-138	L405290-01	WG425139	
Chloromethane	mg/kg	0.0295	0.00	.05	59.0	10-158	L405290-01	WG425139	
cis-1,2-Dichloroethene	mg/kg	0.0331	0.00	.05	66.2	21-147	L405290-01	WG425139	
cis-1,3-Dichloropropene	mg/kg	0.0394	0.00	.05	78.8	17-145	L405290-01	WG425139	
Dichlorodifluoromethane	mg/kg	0.0245	0.00	.05	49.1	0-192	L405290-01	WG425139	
Ethylbenzene	mg/kg	0.0401	0.00	.05	80.2	12-137	L405290-01	WG425139	
Isopropylbenzene	mg/kg	0.0407	0.00	.05	81.3	14-134	L405290-01	WG425139	
Methyl tert-butyl ether	mg/kg	0.0370	0.00	.05	74.0	21-157	L405290-01	WG425139	
Methylene Chloride	mg/kg	0.0309	0.00	.05	61.8	12-149	L405290-01	WG425139	
Styrene	mg/kg	0.0402	0.00	.05	80.4	10-140	L405290-01	WG425139	
Tetrachloroethene	mg/kg	0.0367	0.00	.05	73.4	10-131	L405290-01	WG425139	
Toluene	mg/kg	0.0378	0.00	.05	75.6	12-136	L405290-01	WG425139	
trans-1,2-Dichloroethene	mg/kg	0.0287	0.00	.05	57.5	10-143	L405290-01	WG425139	
trans-1,3-Dichloropropene	mg/kg	0.0404	0.00	.05	80.7	16-147	L405290-01	WG425139	
Trichloroethene	mg/kg	0.0360	0.00	.05	72.1	10-155	L405290-01	WG425139	
Trichlorofluoromethane	mg/kg	0.0335	0.00	.05	67.0	10-154	L405290-01	WG425139	
Vinyl chloride	mg/kg	0.0298	0.00	.05	59.6	10-159	L405290-01	WG425139	
4-Bromofluorobenzene					105.3	59-140		WG425139	
Dibromofluoromethane					88.91	63-139		WG425139	
Toluene-d8					101.7	84-116		WG425139	
Mercury	mg/kg	0.263	0.0170	.25	98.4	70-130	L405880-01	WG425094	
Antimony	mg/kg	19.7	1.14	50	37.1*	75-125	L405609-31	WG425307	
Arsenic	mg/kg	45.5	2.70	50	85.6	75-125	L405609-31	WG425307	
Beryllium	mg/kg	46.8	0.264	50	93.1	75-125	L405609-31	WG425307	
Cadmium	mg/kg	47.3	0.260	50	94.1	75-125	L405609-31	WG425307	
Chromium	mg/kg	62.5	14.0	50	97.0	75-125	L405609-31	WG425307	
Copper	mg/kg	55.1	4.04	50	102.	75-125	L405609-31	WG425307	
Lead	mg/kg	54.3	8.60	50	91.4	75-125	L405609-31	WG425307	
Nickel	mg/kg	52.7	4.20	50	97.0	75-125	L405609-31	WG425307	
Selenium	mg/kg	44.4	2.30	50	84.2	75-125	L405609-31	WG425307	
Silver	mg/kg	47.1	0.360	50	93.5	75-125	L405609-31	WG425307	
Thallium	mg/kg	45.9	0.00	50	91.8	75-125	L405609-31	WG425307	
Zinc	mg/kg	75.5	25.2	50	101.	75-125	L405609-31	WG425307	

* Performance of this Analyte is outside of established criteria.
For additional information, please see Attachment A 'List of Analytes with QC Qualifiers.'



**ENVIRONMENTAL
SCIENCE CORP.**

12065 Lebanon Rd.
Mt. Juliet, TN 37122
(615) 758-5858
1-800-767-5859
Fax (615) 758-5859

Tax I.D. 62-0814289

Est. 1970

SLR International Corp. - West Linn, OR
Chris Kramer
1800 Blankenship Road, Suite 440
West Linn, OR 97068

Quality Assurance Report
Level II

June 30, 2009

L405290

Analyte	Units	MS Res	Matrix Spike			% Rec	Limit	Ref Samp	Batch
			Ref Res	TV					
Diesel (C7-C26)	mg/kg	27.8	1.80	30	86.6	50-150	L406294-02	WG425406	
Motor Oil (C16-C40)	mg/kg	72.3	50.0	30	74.2	50-150	L406294-02	WG425406	
o-Terphenyl					84.42	50-150		WG425406	
1,1,1-Trichloroethane	mg/kg	0.250	0.00600	.05	97.7	23-147	L405944-05	WG425508	
1,1,2,2-Tetrachloroethane	mg/kg	0.210	0.0124	.05	79.2	18-150	L405944-05	WG425508	
1,1,2-Trichloroethane	mg/kg	0.225	0.136	.05	35.6	35-140	L405944-05	WG425508	
1,1,2-Trichloro-1,2,2-trifluoroethane	mg/kg	0.239	0.00	.05	95.5	10-145	L405944-05	WG425508	
1,1-Dichloroethane	mg/kg	0.249	0.00409	.05	97.9	24-148	L405944-05	WG425508	
1,1-Dichloroethene	mg/kg	0.225	0.00	.05	90.0	10-149	L405944-05	WG425508	
1,2,3-Trichlorobenzene	mg/kg	0.243	0.00185	.05	96.6	10-129	L405944-05	WG425508	
1,2,4-Trichlorobenzene	mg/kg	0.251	0.00173	.05	99.5	10-119	L405944-05	WG425508	
1,2-Dibromo-3-Chloropropane	mg/kg	0.241	0.00	.05	96.5	19-145	L405944-05	WG425508	
1,2-Dibromoethane	mg/kg	0.203	0.00564	.05	78.9	24-145	L405944-05	WG425508	
1,2-Dichlorobenzene	mg/kg	0.245	0.00031	.05	97.7	12-130	L405944-05	WG425508	
1,2-Dichloroethane	mg/kg	0.235	0.00047	.05	93.8	21-155	L405944-05	WG425508	
1,2-Dichloropropane	mg/kg	0.239	0.0148	.05	89.5	28-144	L405944-05	WG425508	
1,3-Dichlorobenzene	mg/kg	0.231	0.00	.05	92.6	10-129	L405944-05	WG425508	
1,4-Dichlorobenzene	mg/kg	0.235	0.00052	.05	94.0	10-121	L405944-05	WG425508	
2-Butanone (MEK)	mg/kg	1.13	0.219	.25	73.0	21-143	L405944-05	WG425508	
2-Hexanone	mg/kg	1.12	0.0322	.25	87.4	22-151	L405944-05	WG425508	
4-Methyl-2-pentanone (MIBK)	mg/kg	1.10	0.0764	.25	81.7	31-151	L405944-05	WG425508	
Acetone	mg/kg	1.33	2.21	.25	0.00*	13-158	L405944-05	WG425508	
Benzene	mg/kg	0.245	0.00	.05	98.0	16-143	L405944-05	WG425508	
Bromochloromethane	mg/kg	0.246	0.00	.05	98.2	25-152	L405944-05	WG425508	
Bromodichloromethane	mg/kg	0.268	0.0439	.05	89.6	27-139	L405944-05	WG425508	
Bromoform	mg/kg	0.245	0.00	.05	98.1	21-144	L405944-05	WG425508	
Bromomethane	mg/kg	0.333	0.00	.05	133.	0-180	L405944-05	WG425508	
Carbon disulfide	mg/kg	0.203	0.00119	.05	80.5	10-156	L405944-05	WG425508	
Carbon tetrachloride	mg/kg	0.283	0.00	.05	113.	12-149	L405944-05	WG425508	
Chlorobenzene	mg/kg	0.216	0.00283	.05	85.2	17-134	L405944-05	WG425508	
Chlorodibromomethane	mg/kg	0.225	0.00554	.05	87.9	28-147	L405944-05	WG425508	
Chloroethane	mg/kg	0.271	0.00	.05	109.	0-172	L405944-05	WG425508	
Chloroform	mg/kg	0.243	0.00996	.05	93.1	28-138	L405944-05	WG425508	
Chloromethane	mg/kg	0.270	0.00	.05	108.	10-158	L405944-05	WG425508	
cis-1,2-Dichloroethene	mg/kg	0.248	0.00059	.05	98.8	21-147	L405944-05	WG425508	
cis-1,3-Dichloropropene	mg/kg	0.244	0.00	.05	97.8	17-145	L405944-05	WG425508	
Dichlorodifluoromethane	mg/kg	0.289	0.00	.05	116.	0-192	L405944-05	WG425508	
Ethylbenzene	mg/kg	0.223	0.0270	.05	78.4	12-137	L405944-05	WG425508	
Isopropylbenzene	mg/kg	0.239	0.0514	.05	75.2	14-134	L405944-05	WG425508	
Methyl tert-butyl ether	mg/kg	0.240	0.00	.05	96.0	21-157	L405944-05	WG425508	
Methylene Chloride	mg/kg	0.237	0.00283	.05	93.5	12-149	L405944-05	WG425508	
Styrene	mg/kg	0.232	0.00	.05	93.0	10-140	L405944-05	WG425508	
Tetrachloroethene	mg/kg	0.209	0.00	.05	83.8	10-131	L405944-05	WG425508	
Toluene	mg/kg	0.228	0.00	.05	91.0	12-136	L405944-05	WG425508	
trans-1,2-Dichloroethene	mg/kg	0.233	0.00	.05	93.4	10-143	L405944-05	WG425508	
trans-1,3-Dichloropropene	mg/kg	0.217	0.00363	.05	85.2	16-147	L405944-05	WG425508	
Trichloroethene	mg/kg	0.246	0.00	.05	98.3	10-155	L405944-05	WG425508	
Trichlorofluoromethane	mg/kg	0.308	0.00	.05	123.	10-154	L405944-05	WG425508	
Vinyl chloride	mg/kg	0.250	0.00	.05	100.	10-159	L405944-05	WG425508	
4-Bromofluorobenzene					95.26	59-140		WG425508	
Dibromofluoromethane					105.2	63-139		WG425508	
Toluene-d8					102.2	84-116		WG425508	
PCB 1260	mg/kg	0.204	0.00	.167	122.	10-197	L405290-01	WG425082	
Decachlorobiphenyl					134.3*	18.9-115.8		WG425082	
Tetrachloro-m-xylene					150.9*	31.8-115.7		WG425082	

* Performance of this Analyte is outside of established criteria.

For additional information, please see Attachment A 'List of Analytes with QC Qualifiers.'



ENVIRONMENTAL SCIENCE CORP.

12065 Lebanon Rd.
Mt. Juliet, TN 37122
(615) 758-5858
1-800-767-5859
Fax (615) 758-5859

Tax I.D. 62-0814289

Est. 1970

SLR International Corp. - West Linn, OR
Chris Kramer
1800 Blankenship Road, Suite 440
West Linn, OR 97068

Quality Assurance Report Level II

June 30, 2009

L405290

Analyte	Units	MS Res	Matrix Spike			% Rec	Limit	Ref Samp	Batch
			Ref Res	TV					
Diesel (C7-C26)	mg/kg	31.8	8.90	30	76.4	50-150	L404245-12	WG425725	
Motor Oil (C16-C40)	mg/kg	65.5	63.0	30	8.22*	50-150	L404245-12	WG425725	
o-Terphenyl					75.48	50-150		WG425725	
1,2,4,5-Tetrachlorobenzene	ppm	0.242	0.00	.333	72.7	47-111	L405761-01	WG425716	
2,4,5-Trichlorophenol	ppm	0.299	0.00	.333	89.9	28-128	L405761-01	WG425716	
2,4,6-Trichlorophenol	ppm	0.245	0.00	.333	73.5	27-128	L405761-01	WG425716	
2,4-Dichlorophenol	ppm	0.254	0.00	.333	76.4	39-116	L405761-01	WG425716	
2,4-Dimethylphenol	ppm	0.428	0.00	.333	128.*	50-119	L405761-01	WG425716	
2,4-Dinitrophenol	ppm	0.0636	0.00	.333	19.1	10-123	L405761-01	WG425716	
2,4-Dinitrotoluene	ppm	0.261	0.00	.333	78.5	52-121	L405761-01	WG425716	
2,6-Dinitrotoluene	ppm	0.266	0.00	.333	79.7	53-114	L405761-01	WG425716	
2-Chloronaphthalene	ppm	0.255	0.00	.333	76.5	52-101	L405761-01	WG425716	
2-Chlorophenol	ppm	0.230	0.00	.333	69.2	41-112	L405761-01	WG425716	
2-Methylnaphthalene	ppm	0.254	0.00	.333	76.2	48-109	L405761-01	WG425716	
2-Methylphenol	ppm	0.250	0.00	.333	75.1	56-111	L405761-01	WG425716	
2-Nitroaniline	ppm	0.235	0.00	.333	70.6	52-117	L405761-01	WG425716	
2-Nitrophenol	ppm	0.267	0.00	.333	80.2	23-117	L405761-01	WG425716	
3&4-Methyl Phenol	ppm	0.271	0.00	.333	81.5	50-134	L405761-01	WG425716	
3,3-Dichlorobenzidine	ppm	0.195	0.00	.333	58.5	10-133	L405761-01	WG425716	
3-Nitroaniline	ppm	0.201	0.00	.333	60.5	5-134	L405761-01	WG425716	
4,6-Dinitro-2-methylphenol	ppm	0.190	0.00	.333	57.1	10-124	L405761-01	WG425716	
4-Bromophenyl-phenylether	ppm	0.223	0.00	.333	66.9	37-103	L405761-01	WG425716	
4-Chloro-3-methylphenol	ppm	0.241	0.00	.333	72.4	52-119	L405761-01	WG425716	
4-Chloroaniline	ppm	0.185	0.00	.333	55.6	4-134	L405761-01	WG425716	
4-Chlorophenyl-phenylether	ppm	0.258	0.00	.333	77.5	53-105	L405761-01	WG425716	
4-Nitroaniline	ppm	0.208	0.00	.333	62.5	12-129	L405761-01	WG425716	
4-Nitrophenol	ppm	0.215	0.00	.333	64.7	15-140	L405761-01	WG425716	
Acenaphthene	ppm	0.264	0.00	.333	79.2	52-102	L405761-01	WG425716	
Acenaphthylene	ppm	0.275	0.00	.333	82.7	54-103	L405761-01	WG425716	
Acetophenone	ppm	0.209	0.00	.333	62.8	38-94	L405761-01	WG425716	
Anthracene	ppm	0.281	0.00	.333	84.3	55-114	L405761-01	WG425716	
Atrazine	ppm	0.262	0.00	.333	78.5	40-144	L405761-01	WG425716	
Benzaldehyde	ppm	0.198	0.00	.333	59.4	0-100	L405761-01	WG425716	
Benzo(a)anthracene	ppm	0.251	0.00	.333	75.3	37-124	L405761-01	WG425716	
Benzo(a)pyrene	ppm	0.263	0.00	.333	79.0	44-129	L405761-01	WG425716	
Benzo(b)fluoranthene	ppm	0.270	0.00	.333	81.0	28-135	L405761-01	WG425716	
Benzo(g,h,i)perylene	ppm	0.198	0.00	.333	59.5	25-123	L405761-01	WG425716	
Benzo(k)fluoranthene	ppm	0.215	0.00	.333	64.6	41-116	L405761-01	WG425716	
Benzylbutyl phthalate	ppm	0.242	0.00	.333	72.8	45-143	L405761-01	WG425716	
Biphenyl	ppm	0.253	0.00	.333	75.8	49-103	L405761-01	WG425716	
Bis(2-chlorethoxy)methane	ppm	0.229	0.00	.333	68.8	48-108	L405761-01	WG425716	
Bis(2-chloroethyl)ether	ppm	0.226	0.00	.333	67.7	36-115	L405761-01	WG425716	
Bis(2-chloroisopropyl)ether	ppm	0.220	0.00	.333	66.0	44-109	L405761-01	WG425716	
Bis(2-ethylhexyl)phthalate	ppm	0.237	0.00	.333	71.2	40-128	L405761-01	WG425716	
Caprolactam	ppm	0.207	0.00	.333	62.2	26-140	L405761-01	WG425716	
Carbazole	ppm	0.232	0.00	.333	69.6	43-122	L405761-01	WG425716	
Chrysene	ppm	0.257	0.00	.333	77.2	39-119	L405761-01	WG425716	
Di-n-butyl phthalate	ppm	0.257	0.00	.333	77.3	49-121	L405761-01	WG425716	
Di-n-octyl phthalate	ppm	0.230	0.00	.333	68.9	40-132	L405761-01	WG425716	
Dibenz(a,h)anthracene	ppm	0.195	0.00	.333	58.7	29-123	L405761-01	WG425716	
Dibenzofuran	ppm	0.256	0.00	.333	76.9	54-111	L405761-01	WG425716	
Diethyl phthalate	ppm	0.256	0.00	.333	76.8	51-113	L405761-01	WG425716	
Dimethyl phthalate	ppm	0.265	0.00	.333	79.7	54-108	L405761-01	WG425716	
Fluoranthene	ppm	0.254	0.00	.333	76.2	23-143	L405761-01	WG425716	
Fluorene	ppm	0.276	0.00	.333	83.0	53-107	L405761-01	WG425716	
Hexachloro-1,3-butadiene	ppm	0.257	0.00	.333	77.3	39-113	L405761-01	WG425716	
Hexachlorobenzene	ppm	0.271	0.00	.333	81.4	49-108	L405761-01	WG425716	

* Performance of this Analyte is outside of established criteria.

For additional information, please see Attachment A 'List of Analytes with QC Qualifiers.'



**ENVIRONMENTAL
SCIENCE CORP.**

12065 Lebanon Rd.
Mt. Juliet, TN 37122
(615) 758-5858
1-800-767-5859
Fax (615) 758-5859

Tax I.D. 62-0814289

Est. 1970

SLR International Corp. - West Linn, OR
Chris Kramer
1800 Blankenship Road, Suite 440

Quality Assurance Report
Level II

West Linn, OR 97068

June 30, 2009

L405290

Analyte	Units	MS Res	Matrix Spike			% Rec	Limit	Ref Samp	Batch
			Ref Res	TV					
Hexachlorocyclopentadiene	ppm	0.179	0.00	.333	53.9	10-131	L405761-01	WG425716	
Hexachloroethane	ppm	0.209	0.00	.333	62.7	25-118	L405761-01	WG425716	
Indeno(1,2,3-cd)pyrene	ppm	0.201	0.00	.333	60.4	28-125	L405761-01	WG425716	
Isophorone	ppm	0.211	0.00	.333	63.5	51-115	L405761-01	WG425716	
n-Nitrosodi-n-propylamine	ppm	0.201	0.00	.333	60.3	54-110	L405761-01	WG425716	
n-Nitrosodiphenylamine	ppm	0.253	0.00	.333	75.9	54-138	L405761-01	WG425716	
Naphthalene	ppm	0.238	0.00	.333	71.6	41-100	L405761-01	WG425716	
Nitrobenzene	ppm	0.198	0.00	.333	59.6	40-102	L405761-01	WG425716	
Pentachlorophenol	ppm	0.220	0.00	.333	66.0	10-146	L405761-01	WG425716	
Phenanthrene	ppm	0.261	0.00	.333	78.5	37-125	L405761-01	WG425716	
Phenol	ppm	0.229	0.00	.333	68.9	52-111	L405761-01	WG425716	
Pyrene	ppm	0.281	0.00	.333	84.5	22-151	L405761-01	WG425716	
2,4,6-Tribromophenol					87.29	25-137		WG425716	
2-Fluorobiphenyl					79.21	30-120		WG425716	
2-Fluorophenol					67.69	26-130		WG425716	
Nitrobenzene-d5					62.29	18-119		WG425716	
Phenol-d5					68.17	37-141		WG425716	
p-Terphenyl-d14					93.07	23-143		WG425716	
Arsenic	mg/kg	54.6	6.40	50	96.4	75-125	L405290-07	WG425108	
Cadmium	mg/kg	49.4	0.320	50	98.2	75-125	L405290-07	WG425108	
Chromium	mg/kg	74.9	25.0	50	99.8	75-125	L405290-07	WG425108	
Copper	mg/kg	63.6	14.0	50	99.2	75-125	L405290-07	WG425108	
Lead	mg/kg	54.0	4.20	50	99.6	75-125	L405290-07	WG425108	
Nickel	mg/kg	69.9	22.0	50	95.8	75-125	L405290-07	WG425108	
Selenium	mg/kg	45.2	0.00	50	90.4	75-125	L405290-07	WG425108	
Silver	mg/kg	49.7	0.880	50	97.6	75-125	L405290-07	WG425108	
Thallium	mg/kg	49.0	4.10	50	89.8	75-125	L405290-07	WG425108	
Zinc	mg/kg	85.8	37.0	50	97.6	75-125	L405290-07	WG425108	
Beryllium	mg/kg	45.3	0.00	5	90.6	75-125	L405290-07	WG425108	
Antimony	mg/kg	18.7	0.00	50	37.4*	75-125	L405290-07	WG425108	
1,4-Dioxane	mg/l	0.00	0.00	.05	0.00	0-200	L408146-01	WG427650	

Analyte	Units	MSD	Matrix Spike Duplicate		Limit	RPD	Limit	Ref Samp	Batch
			Ref	%Rec					
1,1,1-Trichloroethane	mg/l	0.0270	0.0273	108.	31-161	0.797	23	L405290-02	WG425178
1,1,2,2-Tetrachloroethane	mg/l	0.0277	0.0290	111.	49-149	4.51	22	L405290-02	WG425178
1,1,2-Trichloroethane	mg/l	0.0269	0.0253	108.	46-145	6.01	20	L405290-02	WG425178
1,1,2-Trichloro-1,2,2-trifluoroethane	mg/l	0.0166	0.0161	66.3	14-168	2.83	24	L405290-02	WG425178
1,1-Dichloroethane	mg/l	0.0261	0.0264	104.	30-159	1.01	21	L405290-02	WG425178
1,1-Dichloroethene	mg/l	0.0182	0.0183	72.8	10-162	0.544	23	L405290-02	WG425178
1,2,3-Trichlorobenzene	mg/l	0.0299	0.0278	119.	32-143	7.07	33	L405290-02	WG425178
1,2,4-Trichlorobenzene	mg/l	0.0294	0.0287	118.	27-142	2.51	30	L405290-02	WG425178
1,2-Dibromo-3-Chloropropane	mg/l	0.0282	0.0305	113.	37-148	7.91	27	L405290-02	WG425178
1,2-Dibromoethane	mg/l	0.0246	0.0234	98.4	41-149	5.09	21	L405290-02	WG425178
1,2-Dichlorobenzene	mg/l	0.0292	0.0287	117.	40-139	1.52	23	L405290-02	WG425178
1,2-Dichloroethane	mg/l	0.0275	0.0282	110.	29-167	2.50	21	L405290-02	WG425178
1,2-Dichloropropane	mg/l	0.0260	0.0258	104.	39-148	0.715	20	L405290-02	WG425178
1,3-Dichlorobenzene	mg/l	0.0239	0.0242	95.5	32-148	1.23	24	L405290-02	WG425178
1,4-Dichlorobenzene	mg/l	0.0275	0.0265	110.	32-136	3.69	23	L405290-02	WG425178
2-Butanone (MEK)	mg/l	0.167	0.191	134.	32-151	13.1	26	L405290-02	WG425178
2-Hexanone	mg/l	0.160	0.151	128.	41-155	5.73	28	L405290-02	WG425178
4-Methyl-2-pentanone (MIBK)	mg/l	0.173	0.181	138.	40-160	4.74	28	L405290-02	WG425178
Acetone	mg/l	0.157	0.253	125.	25-157	46.8*	26	L405290-02	WG425178
Benzene	mg/l	0.0238	0.0238	95.3	16-158	0.171	21	L405290-02	WG425178

* Performance of this Analyte is outside of established criteria.

For additional information, please see Attachment A 'List of Analytes with QC Qualifiers.'



**ENVIRONMENTAL
SCIENCE CORP.**

12065 Lebanon Rd.
Mt. Juliet, TN 37122
(615) 758-5858
1-800-767-5859
Fax (615) 758-5859

Tax I.D. 62-0814289

Est. 1970

SLR International Corp. - West Linn, OR
Chris Kramer
1800 Blankenship Road, Suite 440
West Linn, OR 97068

Quality Assurance Report
Level II

June 30, 2009

L405290

Analyte	Units	MSD	Matrix Spike Duplicate		Limit	RPD	Limit Ref	Samp	Batch
			Ref	%Rec					
Bromochloromethane	mg/l	0.0256	0.0261	103.	36-154	1.68	21	L405290-02	WG425178
Bromodichloromethane	mg/l	0.0289	0.0283	116.	45-147	1.97	20	L405290-02	WG425178
Bromoform	mg/l	0.0285	0.0290	114.	38-152	1.77	20	L405290-02	WG425178
Bromomethane	mg/l	0.0135	0.0112	54.1	0-191	19.1	35	L405290-02	WG425178
Carbon disulfide	mg/l	0.0073	0.0073	29.3	10-166	0.369	25	L405290-02	WG425178
Carbon tetrachloride	mg/l	0.0255	0.0253	102.	22-168	0.693	24	L405290-02	WG425178
Chlorobenzene	mg/l	0.0245	0.0236	97.9	33-148	3.81	22	L405290-02	WG425178
Chlorodibromomethane	mg/l	0.0287	0.0276	115.	48-151	3.85	21	L405290-02	WG425178
Chloroethane	mg/l	0.0172	0.0170	68.6	4-176	1.13	27	L405290-02	WG425178
Chloroform	mg/l	0.0258	0.0260	103.	37-147	0.810	21	L405290-02	WG425178
Chloromethane	mg/l	0.0124	0.0110	49.5	10-174	12.2	28	L405290-02	WG425178
cis-1,2-Dichloroethene	mg/l	0.0255	0.0255	102.	29-156	0.107	22	L405290-02	WG425178
cis-1,3-Dichloropropene	mg/l	0.0269	0.0261	108.	35-148	3.17	21	L405290-02	WG425178
Dichlorodifluoromethane	mg/l	0.0119	0.0118	47.7	0-200	0.968	26	L405290-02	WG425178
Ethylbenzene	mg/l	0.0240	0.0231	96.0	29-150	3.89	24	L405290-02	WG425178
Isopropylbenzene	mg/l	0.0258	0.0257	103.	35-147	0.534	25	L405290-02	WG425178
Methyl tert-butyl ether	mg/l	0.0313	0.0327	125.	24-167	4.47	22	L405290-02	WG425178
Methylene Chloride	mg/l	0.0236	0.0240	94.2	23-151	1.97	21	L405290-02	WG425178
Styrene	mg/l	0.0250	0.0244	99.9	38-149	2.41	23	L405290-02	WG425178
Tetrachloroethene	mg/l	0.0198	0.0189	79.1	13-157	4.67	24	L405290-02	WG425178
Toluene	mg/l	0.0233	0.0228	93.3	22-152	2.44	22	L405290-02	WG425178
trans-1,2-Dichloroethene	mg/l	0.0178	0.0183	71.3	11-160	2.75	23	L405290-02	WG425178
trans-1,3-Dichloropropene	mg/l	0.0276	0.0264	110.	33-153	4.24	22	L405290-02	WG425178
Trichloroethene	mg/l	0.0221	0.0217	88.2	18-163	1.72	21	L405290-02	WG425178
Trichlorofluoromethane	mg/l	0.0175	0.0158	69.9	10-177	9.79	24	L405290-02	WG425178
Vinyl chloride	mg/l	0.0135	0.0137	54.2	0-179	1.23	26	L405290-02	WG425178
4-Bromofluorobenzene				90.04	75-128				WG425178
Dibromofluoromethane				113.9	79-125				WG425178
Toluene-d8				99.99	87-114				WG425178
1,1,1-Trichloroethane	mg/kg	0.0376	0.0340	75.2	23-147	10.1	32	L405290-01	WG425139
1,1,2,2-Tetrachloroethane	mg/kg	0.0457	0.0467	91.4	18-150	2.08	33	L405290-01	WG425139
1,1,2-Trichloroethane	mg/kg	0.0440	0.0422	88.0	35-140	4.19	29	L405290-01	WG425139
1,1,2-Trichloro-1,2,2-trifluoroethane	mg/kg	0.0316	0.0295	63.2	10-145	6.82	35	L405290-01	WG425139
1,1-Dichloroethane	mg/kg	0.0382	0.0337	76.4	24-148	12.4	31	L405290-01	WG425139
1,1-Dichloroethene	mg/kg	0.0315	0.0286	63.1	10-149	9.67	34	L405290-01	WG425139
1,2,3-Trichlorobenzene	mg/kg	0.0325	0.0351	65.0	10-129	7.89	43	L405290-01	WG425139
1,2,4-Trichlorobenzene	mg/kg	0.0335	0.0348	66.9	10-119	3.93	44	L405290-01	WG425139
1,2-Dibromo-3-Chloropropane	mg/kg	0.0429	0.0465	85.8	19-145	8.03	35	L405290-01	WG425139
1,2-Dibromoethane	mg/kg	0.0429	0.0412	85.7	24-145	3.86	31	L405290-01	WG425139
1,2-Dichlorobenzene	mg/kg	0.0382	0.0377	76.4	12-130	1.51	35	L405290-01	WG425139
1,2-Dichloroethane	mg/kg	0.0411	0.0374	82.2	21-155	9.47	29	L405290-01	WG425139
1,2-Dichloropropane	mg/kg	0.0441	0.0395	88.2	28-144	10.9	30	L405290-01	WG425139
1,3-Dichlorobenzene	mg/kg	0.0402	0.0386	80.4	10-129	4.19	38	L405290-01	WG425139
1,4-Dichlorobenzene	mg/kg	0.0370	0.0358	73.9	10-121	3.17	36	L405290-01	WG425139
2-Butanone (MEK)	mg/kg	0.191	0.210	76.4	21-143	9.31	37	L405290-01	WG425139
2-Hexanone	mg/kg	0.233	0.256	93.1	22-151	9.61	38	L405290-01	WG425139
4-Methyl-2-pentanone (MIBK)	mg/kg	0.234	0.255	93.5	31-151	8.88	36	L405290-01	WG425139
Acetone	mg/kg	0.242	0.261	90.2	13-158	7.34	34	L405290-01	WG425139
Benzene	mg/kg	0.0371	0.0332	73.4	16-143	10.9	31	L405290-01	WG425139
Bromochloromethane	mg/kg	0.0371	0.0346	74.2	25-152	7.03	29	L405290-01	WG425139
Bromodichloromethane	mg/kg	0.0434	0.0398	86.8	27-139	8.53	30	L405290-01	WG425139
Bromoform	mg/kg	0.0499	0.0485	99.9	21-144	2.84	34	L405290-01	WG425139
Bromomethane	mg/kg	0.0343	0.0307	68.5	0-180	10.9	41	L405290-01	WG425139
Carbon disulfide	mg/kg	0.0228	0.0208	45.7	10-156	9.29	38	L405290-01	WG425139
Carbon tetrachloride	mg/kg	0.0383	0.0336	76.6	12-149	13.0	34	L405290-01	WG425139
Chlorobenzene	mg/kg	0.0424	0.0391	84.8	17-134	7.98	34	L405290-01	WG425139
Chlorodibromomethane	mg/kg	0.0450	0.0422	90.0	28-147	6.28	32	L405290-01	WG425139

* Performance of this Analyte is outside of established criteria.
For additional information, please see Attachment A 'List of Analytes with QC Qualifiers.'



**ENVIRONMENTAL
SCIENCE CORP.**

12065 Lebanon Rd.
Mt. Juliet, TN 37122
(615) 758-5858
1-800-767-5859
Fax (615) 758-5859

Tax I.D. 62-0814289

Est. 1970

SLR International Corp. - West Linn, OR
Chris Kramer
1800 Blankenship Road, Suite 440

Quality Assurance Report
Level II

West Linn, OR 97068

June 30, 2009

L405290

Analyte	Units	MSD	Matrix Spike Duplicate		Limit	RPD	Limit	Ref	Samp	Batch
			Ref	%Rec						
Chloroethane	mg/kg	0.0379	0.0337	75.8	0-172	11.8	38	L405290-01	WG425139	
Chloroform	mg/kg	0.0362	0.0320	72.4	28-138	12.2	30	L405290-01	WG425139	
Chloromethane	mg/kg	0.0328	0.0295	65.6	10-158	10.6	35	L405290-01	WG425139	
cis-1,2-Dichloroethene	mg/kg	0.0364	0.0331	72.8	21-147	9.46	31	L405290-01	WG425139	
cis-1,3-Dichloropropene	mg/kg	0.0426	0.0394	85.1	17-145	7.75	32	L405290-01	WG425139	
Dichlorodifluoromethane	mg/kg	0.0257	0.0245	51.5	0-192	4.85	38	L405290-01	WG425139	
Ethylbenzene	mg/kg	0.0430	0.0401	86.0	12-137	7.04	36	L405290-01	WG425139	
Isopropylbenzene	mg/kg	0.0427	0.0407	85.5	14-134	4.97	37	L405290-01	WG425139	
Methyl tert-butyl ether	mg/kg	0.0393	0.0370	78.5	21-157	5.85	31	L405290-01	WG425139	
Methylene Chloride	mg/kg	0.0347	0.0309	69.3	12-149	11.4	31	L405290-01	WG425139	
Styrene	mg/kg	0.0436	0.0402	87.3	10-140	8.15	35	L405290-01	WG425139	
Tetrachloroethene	mg/kg	0.0399	0.0367	79.9	10-131	8.42	35	L405290-01	WG425139	
Toluene	mg/kg	0.0412	0.0378	82.4	12-136	8.65	32	L405290-01	WG425139	
trans-1,2-Dichloroethene	mg/kg	0.0314	0.0287	62.8	10-143	8.86	33	L405290-01	WG425139	
trans-1,3-Dichloropropene	mg/kg	0.0423	0.0404	84.6	16-147	4.66	32	L405290-01	WG425139	
Trichloroethene	mg/kg	0.0389	0.0360	77.8	10-155	7.66	33	L405290-01	WG425139	
Trichlorofluoromethane	mg/kg	0.0375	0.0335	75.0	10-154	11.3	32	L405290-01	WG425139	
Vinyl chloride	mg/kg	0.0327	0.0298	65.4	10-159	9.38	36	L405290-01	WG425139	
4-Bromofluorobenzene				102.5	59-140				WG425139	
Dibromofluoromethane				88.63	63-139				WG425139	
Toluene-d8				101.5	84-116				WG425139	
Mercury	mg/kg	0.295	0.263	111.	70-130	11.5	20	L405880-01	WG425094	
Antimony	mg/kg	18.1	19.7	33.92*	75-125	8.47	20	L405609-31	WG425307	
Arsenic	mg/kg	43.8	45.5	82.2	75-125	3.81	20	L405609-31	WG425307	
Beryllium	mg/kg	43.8	46.8	87.1	75-125	6.62	20	L405609-31	WG425307	
Cadmium	mg/kg	43.6	47.3	86.7	75-125	8.14	20	L405609-31	WG425307	
Chromium	mg/kg	57.9	62.5	87.8	75-125	7.64	20	L405609-31	WG425307	
Copper	mg/kg	50.9	55.1	93.7	75-125	7.92	20	L405609-31	WG425307	
Lead	mg/kg	50.7	54.3	84.2	75-125	6.86	20	L405609-31	WG425307	
Nickel	mg/kg	49.0	52.7	89.6	75-125	7.28	20	L405609-31	WG425307	
Selenium	mg/kg	42.2	44.4	79.8	75-125	5.08	20	L405609-31	WG425307	
Silver	mg/kg	43.9	47.1	87.1	75-125	7.03	20	L405609-31	WG425307	
Thallium	mg/kg	42.4	45.9	84.8	75-125	7.93	20	L405609-31	WG425307	
Zinc	mg/kg	67.4	75.5	84.4	75-125	11.3	20	L405609-31	WG425307	
Diesel (C7-C26)	mg/kg	27.1	27.8	84.3	50-150	2.50	20	L406294-02	WG425406	
Motor Oil (C16-C40)	mg/kg	74.1	72.3	80.2	50-150	2.45	25	L406294-02	WG425406	
o-Terphenyl				83.52	50-150				WG425406	
1,1,1-Trichloroethane	mg/kg	0.251	0.250	97.9	23-147	0.124	32	L405944-05	WG425508	
1,1,2,2-Tetrachloroethane	mg/kg	0.213	0.210	80.4	18-150	1.42	33	L405944-05	WG425508	
1,1,2-Trichloroethane	mg/kg	0.248	0.225	44.7	35-140	9.67	29	L405944-05	WG425508	
1,1,2-Trichloro-1,2,2-trifluoroethane	mg/kg	0.233	0.239	93.4	10-145	2.22	35	L405944-05	WG425508	
1,1-Dichloroethane	mg/kg	0.258	0.249	102.	24-148	3.76	31	L405944-05	WG425508	
1,1-Dichloroethene	mg/kg	0.224	0.225	89.7	10-149	0.333	34	L405944-05	WG425508	
1,2,3-Trichlorobenzene	mg/kg	0.224	0.243	88.7	10-129	8.40	43	L405944-05	WG425508	
1,2,4-Trichlorobenzene	mg/kg	0.233	0.251	92.7	10-119	7.09	44	L405944-05	WG425508	
1,2-Dibromo-3-Chloropropane	mg/kg	0.321	0.241	128.	19-145	28.3	35	L405944-05	WG425508	
1,2-Dibromoethane	mg/kg	0.183	0.203	70.9	24-145	10.3	31	L405944-05	WG425508	
1,2-Dichlorobenzene	mg/kg	0.238	0.245	95.1	12-130	2.70	35	L405944-05	WG425508	
1,2-Dichloroethane	mg/kg	0.244	0.235	97.2	21-155	3.56	29	L405944-05	WG425508	
1,2-Dichloropropane	mg/kg	0.220	0.239	82.0	28-144	8.23	30	L405944-05	WG425508	
1,3-Dichlorobenzene	mg/kg	0.216	0.231	86.3	10-129	7.03	38	L405944-05	WG425508	

* Performance of this Analyte is outside of established criteria.

For additional information, please see Attachment A 'List of Analytes with QC Qualifiers.'



**ENVIRONMENTAL
SCIENCE CORP.**

12065 Lebanon Rd.
Mt. Juliet, TN 37122
(615) 758-5858
1-800-767-5859
Fax (615) 758-5859

Tax I.D. 62-0814289

Est. 1970

SLR International Corp. - West Linn, OR
Chris Kramer
1800 Blankenship Road, Suite 440

Quality Assurance Report
Level II

West Linn, OR 97068

L405290

June 30, 2009

Analyte	Units	MSD	Matrix Spike Duplicate		Limit	RPD	Limit	Ref Samp	Batch
			Ref	%Rec					
1,4-Dichlorobenzene	mg/kg	0.224	0.235	89.3	10-121	5.02	36	L405944-05	WG425508
2-Butanone (MEK)	mg/kg	1.55	1.13	106.	21-143	31.0	37	L405944-05	WG425508
2-Hexanone	mg/kg	1.23	1.12	95.7	22-151	8.84	38	L405944-05	WG425508
4-Methyl-2-pentanone (MIBK)	mg/kg	1.15	1.10	86.3	31-151	5.11	36	L405944-05	WG425508
Acetone	mg/kg	2.12	1.33	0*	13-158	45.3*	34	L405944-05	WG425508
Benzene	mg/kg	0.230	0.245	92.0	16-143	6.39	31	L405944-05	WG425508
Bromochloromethane	mg/kg	0.272	0.246	109.	25-152	10.3	29	L405944-05	WG425508
Bromodichloromethane	mg/kg	0.255	0.268	84.4	27-139	4.99	30	L405944-05	WG425508
Bromoform	mg/kg	0.271	0.245	108.	21-144	9.87	34	L405944-05	WG425508
Bromomethane	mg/kg	0.335	0.333	134.	0-180	0.659	41	L405944-05	WG425508
Carbon disulfide	mg/kg	0.208	0.203	82.5	10-156	2.45	38	L405944-05	WG425508
Carbon tetrachloride	mg/kg	0.251	0.283	100.	12-149	12.1	34	L405944-05	WG425508
Chlorobenzene	mg/kg	0.201	0.216	79.2	17-134	7.24	34	L405944-05	WG425508
Chlorodibromomethane	mg/kg	0.247	0.225	96.6	28-147	9.21	32	L405944-05	WG425508
Chloroethane	mg/kg	0.267	0.271	107.	0-172	1.61	38	L405944-05	WG425508
Chloroform	mg/kg	0.253	0.243	97.0	28-138	4.02	30	L405944-05	WG425508
Chloromethane	mg/kg	0.272	0.270	109.	10-158	0.705	35	L405944-05	WG425508
cis-1,2-Dichloroethene	mg/kg	0.260	0.248	104.	21-147	4.78	31	L405944-05	WG425508
cis-1,3-Dichloropropene	mg/kg	0.240	0.244	96.2	17-145	1.68	32	L405944-05	WG425508
Dichlorodifluoromethane	mg/kg	0.289	0.289	116.	0-192	0.057	38	L405944-05	WG425508
Ethylbenzene	mg/kg	0.206	0.223	71.8	12-137	7.69	36	L405944-05	WG425508
Isopropylbenzene	mg/kg	0.218	0.239	66.5	14-134	9.51	37	L405944-05	WG425508
Methyl tert-butyl ether	mg/kg	0.289	0.240	116.	21-157	18.7	31	L405944-05	WG425508
Methylene Chloride	mg/kg	0.248	0.237	98.2	12-149	4.87	31	L405944-05	WG425508
Styrene	mg/kg	0.212	0.232	84.9	10-140	9.11	35	L405944-05	WG425508
Tetrachloroethene	mg/kg	0.190	0.209	76.1	10-131	9.69	35	L405944-05	WG425508
Toluene	mg/kg	0.221	0.228	88.2	12-136	3.12	32	L405944-05	WG425508
trans-1,2-Dichloroethene	mg/kg	0.240	0.233	96.0	10-143	2.73	33	L405944-05	WG425508
trans-1,3-Dichloropropene	mg/kg	0.248	0.217	97.7	16-147	13.4	32	L405944-05	WG425508
Trichloroethene	mg/kg	0.240	0.246	95.9	10-155	2.51	33	L405944-05	WG425508
Trichlorofluoromethane	mg/kg	0.310	0.308	124.	10-154	0.666	32	L405944-05	WG425508
Vinyl chloride	mg/kg	0.254	0.250	102.	10-159	1.50	36	L405944-05	WG425508
4-Bromofluorobenzene				81.86	59-140				WG425508
Dibromofluoromethane				113.0	63-139				WG425508
Toluene-d8				100.0	84-116				WG425508
PCB 1260	mg/kg	0.193	0.204	116.	10-197	5.35	39	L405290-01	WG425082
Decachlorobiphenyl				125.8*	18.9-115.8				WG425082
Tetrachloro-m-xylene				133.1*	31.8-115.7				WG425082
Diesel (C7-C26)	mg/kg	31.1	31.8	74.1	50-150	2.19	20	L404245-12	WG425725
Motor Oil (C16-C40)	mg/kg	75.4	65.5	41.439*	50-150	14.1	20	L404245-12	WG425725
o-Terphenyl				68.65	50-150				WG425725
1,2,4,5-Tetrachlorobenzene	ppm	0.216	0.242	64.7	47-111	11.5	20	L405761-01	WG425716
2,4,5-Trichlorophenol	ppm	0.260	0.299	77.9	28-128	14.2	29	L405761-01	WG425716
2,4,6-Trichlorophenol	ppm	0.225	0.245	67.5	27-128	8.53	31	L405761-01	WG425716
2,4-Dichlorophenol	ppm	0.229	0.254	68.8	39-116	10.5	23	L405761-01	WG425716
2,4-Dimethylphenol	ppm	0.381	0.428	114.	50-119	11.6	27	L405761-01	WG425716
2,4-Dinitrophenol	ppm	0.0660	0.0636	19.8	10-123	3.71	42	L405761-01	WG425716
2,4-Dinitrotoluene	ppm	0.244	0.261	73.1	52-121	7.04	23	L405761-01	WG425716
2,6-Dinitrotoluene	ppm	0.239	0.266	71.7	53-114	10.5	22	L405761-01	WG425716
2-Chloronaphthalene	ppm	0.235	0.255	70.6	52-101	7.95	20	L405761-01	WG425716
2-Chlorophenol	ppm	0.214	0.230	64.3	41-112	7.29	27	L405761-01	WG425716
2-Methylnaphthalene	ppm	0.236	0.254	71.0	48-109	7.01	22	L405761-01	WG425716
2-Methylphenol	ppm	0.232	0.250	69.8	56-111	7.30	20	L405761-01	WG425716

* Performance of this Analyte is outside of established criteria.
For additional information, please see Attachment A 'List of Analytes with QC Qualifiers.'



**ENVIRONMENTAL
SCIENCE CORP.**

12065 Lebanon Rd.
Mt. Juliet, TN 37122
(615) 758-5858
1-800-767-5859
Fax (615) 758-5859

Tax I.D. 62-0814289

Est. 1970

SLR International Corp. - West Linn, OR
Chris Kramer
1800 Blankenship Road, Suite 440

Quality Assurance Report
Level II

West Linn, OR 97068

June 30, 2009

L405290

Analyte	Units	MSD	Matrix Spike Duplicate		Limit	RPD	Limit	Ref	Samp	Batch
			Ref	%Rec						
2-Nitroaniline	ppm	0.218	0.235	65.3	52-117	7.77	24	L405761-01	WG425716	
2-Nitrophenol	ppm	0.247	0.267	74.3	23-117	7.71	31	L405761-01	WG425716	
3&4-Methyl Phenol	ppm	0.246	0.271	73.9	50-134	9.74	32	L405761-01	WG425716	
3,3-Dichlorobenzidine	ppm	0.182	0.195	54.7	10-133	6.66	41	L405761-01	WG425716	
3-Nitroaniline	ppm	0.183	0.201	54.9	5-134	9.66	30	L405761-01	WG425716	
4,6-Dinitro-2-methylphenol	ppm	0.185	0.190	55.4	10-124	2.96	38	L405761-01	WG425716	
4-Bromophenyl-phenylether	ppm	0.200	0.223	60.1	37-103	10.6	23	L405761-01	WG425716	
4-Chloro-3-methylphenol	ppm	0.227	0.241	68.2	52-119	6.05	24	L405761-01	WG425716	
4-Chloroaniline	ppm	0.167	0.185	50.2	4-134	10.2	28	L405761-01	WG425716	
4-Chlorophenyl-phenylether	ppm	0.230	0.258	69.0	53-105	11.6	20	L405761-01	WG425716	
4-Nitroaniline	ppm	0.197	0.208	59.2	12-129	5.33	34	L405761-01	WG425716	
4-Nitrophenol	ppm	0.202	0.215	60.6	15-140	6.46	40	L405761-01	WG425716	
Acenaphthene	ppm	0.247	0.264	74.3	52-102	6.43	23	L405761-01	WG425716	
Acenaphthylene	ppm	0.255	0.275	76.7	54-103	7.59	22	L405761-01	WG425716	
Acetophenone	ppm	0.187	0.209	56.2	38-94	11.1	22	L405761-01	WG425716	
Anthracene	ppm	0.249	0.281	74.7	55-114	12.1	21	L405761-01	WG425716	
Atrazine	ppm	0.237	0.262	71.1	40-144	9.99	21	L405761-01	WG425716	
Benzaldehyde	ppm	0.161	0.198	48.3	0-100	20.6	37	L405761-01	WG425716	
Benzo(a)anthracene	ppm	0.232	0.251	69.8	37-124	7.52	33	L405761-01	WG425716	
Benzo(a)pyrene	ppm	0.235	0.263	70.7	44-129	11.2	27	L405761-01	WG425716	
Benzo(b)fluoranthene	ppm	0.234	0.270	70.2	28-135	14.3	33	L405761-01	WG425716	
Benzo(g,h,i)perylene	ppm	0.173	0.198	51.9	25-123	13.8	35	L405761-01	WG425716	
Benzo(k)fluoranthene	ppm	0.189	0.215	56.9	41-116	12.7	34	L405761-01	WG425716	
Benzylbutyl phthalate	ppm	0.221	0.242	66.5	45-143	9.06	39	L405761-01	WG425716	
Biphenyl	ppm	0.225	0.253	67.5	49-103	11.7	24	L405761-01	WG425716	
Bis(2-chlorethoxy)methane	ppm	0.214	0.229	64.2	48-108	6.83	23	L405761-01	WG425716	
Bis(2-chloroethyl)ether	ppm	0.211	0.226	63.5	36-115	6.53	30	L405761-01	WG425716	
Bis(2-chloroisopropyl)ether	ppm	0.198	0.220	59.5	44-109	10.3	27	L405761-01	WG425716	
Bis(2-ethylhexyl)phthalate	ppm	0.237	0.237	71.0	40-128	0.230	34	L405761-01	WG425716	
Caprolactam	ppm	0.197	0.207	59.0	26-140	5.20	27	L405761-01	WG425716	
Carbazole	ppm	0.214	0.232	64.3	43-122	7.89	25	L405761-01	WG425716	
Chrysene	ppm	0.227	0.257	68.2	39-119	12.3	31	L405761-01	WG425716	
Di-n-butyl phthalate	ppm	0.227	0.257	68.2	49-121	12.5	22	L405761-01	WG425716	
Di-n-octyl phthalate	ppm	0.225	0.230	67.6	40-132	1.93	27	L405761-01	WG425716	
Dibenz(a,h)anthracene	ppm	0.172	0.195	51.8	29-123	12.4	30	L405761-01	WG425716	
Dibenzofuran	ppm	0.237	0.256	71.2	54-111	7.69	21	L405761-01	WG425716	
Diethyl phthalate	ppm	0.237	0.256	71.2	51-113	7.52	21	L405761-01	WG425716	
Dimethyl phthalate	ppm	0.240	0.265	72.2	54-108	9.86	23	L405761-01	WG425716	
Fluoranthene	ppm	0.238	0.254	71.6	23-143	6.19	29	L405761-01	WG425716	
Fluorene	ppm	0.242	0.276	72.7	53-107	13.3	22	L405761-01	WG425716	
Hexachloro-1,3-butadiene	ppm	0.241	0.257	72.3	39-113	6.61	26	L405761-01	WG425716	
Hexachlorobenzene	ppm	0.240	0.271	72.1	49-108	12.1	27	L405761-01	WG425716	
Hexachlorocyclopentadiene	ppm	0.166	0.179	49.7	10-131	8.07	39	L405761-01	WG425716	
Hexachloroethane	ppm	0.187	0.209	56.2	25-118	11.0	35	L405761-01	WG425716	
Indeno(1,2,3-cd)pyrene	ppm	0.178	0.201	53.4	28-125	12.3	32	L405761-01	WG425716	
Isophorone	ppm	0.203	0.211	60.9	51-115	4.16	22	L405761-01	WG425716	
n-Nitrosodi-n-propylamine	ppm	0.184	0.201	55.3	54-110	8.58	23	L405761-01	WG425716	
n-Nitrosodiphenylamine	ppm	0.222	0.253	66.7	54-138	12.9	26	L405761-01	WG425716	
Naphthalene	ppm	0.228	0.238	68.6	41-100	4.27	26	L405761-01	WG425716	
Nitrobenzene	ppm	0.184	0.198	55.2	40-102	7.62	24	L405761-01	WG425716	
Pentachlorophenol	ppm	0.197	0.220	59.2	10-146	10.9	35	L405761-01	WG425716	
Phenanthrene	ppm	0.240	0.261	72.2	37-125	8.36	27	L405761-01	WG425716	
Phenol	ppm	0.211	0.229	63.3	52-111	8.48	22	L405761-01	WG425716	
Pyrene	ppm	0.251	0.281	75.2	22-151	11.6	38	L405761-01	WG425716	
2,4,6-Tribromophenol				78.40	25-137				WG425716	
2-Fluorobiphenyl				71.47	30-120				WG425716	
2-Fluorophenol				65.93	26-130				WG425716	
Nitrobenzene-d5				58.01	18-119				WG425716	
Phenol-d5				60.42	37-141				WG425716	

* Performance of this Analyte is outside of established criteria.
For additional information, please see Attachment A 'List of Analytes with QC Qualifiers.'



**ENVIRONMENTAL
SCIENCE CORP.**

12065 Lebanon Rd.
Mt. Juliet, TN 37122
(615) 758-5858
1-800-767-5859
Fax (615) 758-5859

Tax I.D. 62-0814289

Est. 1970

SLR International Corp. - West Linn, OR
Chris Kramer
1800 Blankenship Road, Suite 440
West Linn, OR 97068

Quality Assurance Report
Level II

L405290

June 30, 2009

Analyte	Units	MSD	Matrix Spike Duplicate		Limit	RPD	Limit	Ref	Samp	Batch
			Ref	%Rec						
p-Terphenyl-d14				83.36	23-143					
Arsenic	mg/kg	51.8	54.6	90.8	75-125	5.26	20	L405290-07		WG425108
Cadmium	mg/kg	48.5	49.4	96.4	75-125	1.84	20	L405290-07		WG425108
Chromium	mg/kg	72.6	74.9	95.2	75-125	3.12	20	L405290-07		WG425108
Copper	mg/kg	63.2	63.6	98.4	75-125	0.631	20	L405290-07		WG425108
Lead	mg/kg	52.5	54.0	96.6	75-125	2.82	20	L405290-07		WG425108
Nickel	mg/kg	70.5	69.9	97.0	75-125	0.855	20	L405290-07		WG425108
Selenium	mg/kg	44.6	45.2	89.2	75-125	1.34	20	L405290-07		WG425108
Silver	mg/kg	49.1	49.7	96.4	75-125	1.21	20	L405290-07		WG425108
Thallium	mg/kg	48.7	49.0	89.2	75-125	0.614	20	L405290-07		WG425108
Zinc	mg/kg	87.3	85.8	101.	75-125	1.73	20	L405290-07		WG425108
Beryllium	mg/kg	51.4	45.3	103.	75-125	12.6	20	L405290-07		WG425108
Antimony	mg/kg	1.07	18.7	2.14*	75-125	178.*	20	L405290-07		WG425108
1,4-Dioxane	mg/l	0.00	0.00	0.00	0-200	0.00	42	L408146-01		WG427650

Batch number /Run number / Sample number cross reference

WG424561: R771007: L405290-02 04 06 08
 WG424700: R772013: L405290-01 03 05 07
 WG425178: R775366: L405290-02 04 06 08
 WG425139: R775706: L405290-01 05 07
 WG425407: R775926: L405290-02
 WG425249: R775928: L405290-02 04 06 08
 WG425094: R776309: L405290-01 03 05 07
 WG425307: R776787: L405290-01
 WG425406: R777008: L405290-03 05 07
 WG425508: R777028: L405290-03
 WG425082: R777046: L405290-01 03 05 07
 WG425716: R777806: L405290-01 03 05 07
 WG425725: R778647: L405290-01
 WG425108: R779887: L405290-03 05 07
 WG427650: R788347: L405290-04 06 08
 WG427744: R789452: L405290-02

* * Calculations are performed prior to rounding of reported values .
 * Performance of this Analyte is outside of established criteria.
 For additional information, please see Attachment A 'List of Analytes with QC Qualifiers.'



ENVIRONMENTAL
SCIENCE CORP.

12065 Lebanon Rd.
Mt. Juliet, TN 37122
(615) 758-5858
1-800-767-5859
Fax (615) 758-5859

Tax I.D. 62-0814289

Est. 1970

SLR International Corp. - West Linn, OR
Chris Kramer
1800 Blankenship Road, Suite 440

Quality Assurance Report
Level II

West Linn, OR 97068

L405290

June 30, 2009

The data package includes a summary of the analytic results of the quality control samples required by the SW-846 or CWA methods. The quality control samples include a method blank, a laboratory control sample, and the matrix spike/matrix spike duplicate analysis. If a target parameter is outside the method limits, every sample that is effected is flagged with the appropriate qualifier in Appendix B of the analytic report.

Method Blank - an aliquot of reagent water carried through the entire analytic process. The method blank results indicate if any possible contamination exposure during the sample handling, digestion or extraction process, and analysis. Concentrations of target analytes above the reporting limit in the method blank are qualified with the "B" qualifier.

Laboratory Control Sample - is a sample of known concentration that is carried through the digestion/extraction and analysis process. The percent recovery, expressed as a percentage of the theoretical concentration, has statistical control limits indicating that the analytic process is "in control". If a target analyte is outside the control limits for the laboratory control sample or any other control sample, the parameter is flagged with a "J4" qualifier for all effected samples.

Matrix Spike and Matrix Spike Duplicate - is two aliquots of an environmental sample that is spiked with known concentrations of target analytes. The percent recovery of the target analytes also has statistical control limits. If any recoveries that are outside the method control limits, the sample that was selected for matrix spike/matrix spike duplicate analysis is flagged with either a "J5" or a "J6". The relative percent difference (%RPD) between the matrix spike and the matrix spike duplicate recoveries is all calculated. If the RPD is above the method limit, the effected samples are flagged with a "J3" qualifier.

Your P.O. #: S11872



Your Project #: L404466-01
Your C.O.C. #: NA

Attention: Janice Cozby
Environmental Science Corp
TN
12065 Lebanon Rd
Mt Juliet, TN
USA TN 37122

Report Date: 2009/06/26

CERTIFICATE OF ANALYSIS

MAXXAM JOB #: A963915
Received: 2009/05/29, 11:50


Sample Matrix: SOLID
Samples Received: 1

Analyses	Quantity	Date Extracted	Date Analyzed	Laboratory Method	Method Reference
Dioxins/Furans in Soil (1613B) (1)	1	2009/06/14	2009/06/19	BRL SOP-00410	EPA 1613B mod.
2378TCDF Confirmation inSoil	1	N/A	2009/06/23	BRL SOP-00406	EPA 8290 mod.
MOISTURE	1	N/A	2009/06/02	CAM SOP-00445	McKeague 2nd ed 1978

(1) Soils are reported on a dry weight basis unless otherwise specified.

Confirmatory runs for 2,3,7,8-TCDF are performed only if the primary result is greater than the RDL.

Encryption Key

 Ancy Sebastian
26 Jun 2009 15:57:57 -04:00

Please direct all questions regarding this Certificate of Analysis to your Project Manager.

ANCY SEBASTIAN, C.Tech., Senior Project Manager, Air Toxics
Email: Ancy.Sebastian@MaxxamAnalytics.com
Phone# (905) 817-5831

=====
Maxxam has procedures in place to guard against improper use of the electronic signature and have the required "signatories", as per section 5.10.2 of ISO/IEC 17025:2005(E), signing the reports. SCC and CALA have approved this reporting process and electronic report format.

Maxxam Analytics Inc. is a NELAC accredited laboratory. Certificate # CANA001. Use of the NELAC logo however does not insure that Maxxam is accredited for all of the methods indicated. This certificate shall not be reproduced except in full, without the written approval of Maxxam Analytics Inc. Maxxam has procedures in place to guard against improper use of the electronic signature and have the required "signatories", as per section.

Total cover pages: 1

Maxxam Job #: A963915
 Report Date: 2009/06/26

Environmental Science Corp
 Client Project #: L404466-01

Your P.O. #: S11872

RESULTS OF ANALYSES OF SOLID

Maxxam ID		CQ0427			
Sampling Date		2009/05/20 14:00			
COC Number		NA			
	Units	L404466-01	DL	QC Batch	MDL

Moisture	%	24	0.2	1834921	0.2
----------	---	----	-----	---------	-----

RDL = Reportable Detection Limit
 QC Batch = Quality Control Batch

Maxxam Job #: A963915
 Report Date: 2009/06/26

 Environmental Science Corp
 Client Project #: L404466-01

Your P.O. #: S11872

DIOXINS AND FURANS BY HRMS (SOLID)

Maxxam ID		CQ0427						
Sampling Date		2009/05/20 14:00						
COC Number		NA		TOXIC EQUIVALENCY		# of		
	Units	L404466-01	EDL	TEF (2005 WHO)	TEQ(DL)	Isomers	QC Batch	RDL

2,3,7,8-Tetra CDD *	pg/g	4.84	0.791	1.00	4.84	N/A	1849778	2.00
1,2,3,7,8-Penta CDD	pg/g	74.6	0.419	1.00	74.6	N/A	1849778	10.0
1,2,3,4,7,8-Hexa CDD	pg/g	324	1.35	0.100	32.4	N/A	1849778	10.0
1,2,3,6,7,8-Hexa CDD	pg/g	1350	0.712	0.100	135	N/A	1849778	10.0
1,2,3,7,8,9-Hexa CDD	pg/g	806	1.41	0.100	80.6	N/A	1849778	10.0
1,2,3,4,6,7,8-Hepta CDD	pg/g	38700	35.0	0.0100	387	N/A	1849778	10.0
Octa CDD	pg/g	329000	14.4	0.000300	98.7	N/A	1849778	20.0
Total Tetra CDD	pg/g	241	0.791	N/A	N/A	N/A	1849778	N/A
Total Penta CDD	pg/g	506	0.419	N/A	N/A	N/A	1849778	N/A
Total Hexa CDD	pg/g	7240	1.41	N/A	N/A	N/A	1849778	N/A
Total Hepta CDD	pg/g	62200	35.0	N/A	N/A	N/A	1849778	N/A
2,3,7,8-Tetra CDF **	pg/g	22.5	0.395	0.100	2.25	N/A	1849778	2.00
1,2,3,7,8-Penta CDF	pg/g	196	0.826	0.0300	5.88	N/A	1849778	10.0
2,3,4,7,8-Penta CDF	pg/g	54.6	0.727	0.300	16.4	N/A	1849778	10.0
1,2,3,4,7,8-Hexa CDF	pg/g	<1360	1360	0.100	136	N/A	1849778	10.0
1,2,3,6,7,8-Hexa CDF	pg/g	362	1.29	0.100	36.2	N/A	1849778	10.0
2,3,4,6,7,8-Hexa CDF	pg/g	334	1.40	0.100	33.4	N/A	1849778	10.0
1,2,3,7,8,9-Hexa CDF	pg/g	10.4	1.86	0.100	1.04	N/A	1849778	10.0
1,2,3,4,6,7,8-Hepta CDF	pg/g	9540	21.0	0.0100	95.4	N/A	1849778	10.0
1,2,3,4,7,8,9-Hepta CDF	pg/g	633	1.27	0.0100	6.33	N/A	1849778	10.0
Octa CDF	pg/g	25800	11.9	0.000300	7.74	N/A	1849778	20.0
Total Tetra CDF	pg/g	369	0.395	N/A	N/A	N/A	1849778	N/A
Total Penta CDF	pg/g	2260	0.826	N/A	N/A	N/A	1849778	N/A
Total Hexa CDF	pg/g	11600	1.86	N/A	N/A	N/A	1849778	N/A
Total Hepta CDF	pg/g	33400	21.0	N/A	N/A	N/A	1849778	N/A
Confirmation 2,3,7,8-Tetra CDF	pg/g	14.8	2.3	0.100	1.48	N/A	1857350	N/A
TOTAL TOXIC EQUIVALENCY	pg/g	N/A	N/A	N/A	1150	N/A	N/A	N/A

N/A = Not Applicable
 RDL = Reportable Detection Limit
 EDL = Estimated Detection Limit
 QC Batch = Quality Control Batch
 * CDD = Chloro Dibenzo-p-Dioxin, ** CDF = Chloro Dibenzo-p-Furan
 TEF = Toxic Equivalency Factor, TEQ = Toxic Equivalency Quotient,
 The Total Toxic Equivalency (TEQ) value reported is the sum of Toxic Equivalent Quotients for the congeners tested.
 EDL = Estimated Detection Limit
 WHO(2005): The 2005 World Health Organization, Human and Mammalian Toxic Equivalency Factors for Dioxins and Dioxin-like Compounds

Maxxam Job #: A963915
 Report Date: 2009/06/26

 Environmental Science Corp
 Client Project #: L404466-01

Your P.O. #: S11872

DIOXINS AND FURANS BY HRMS (SOLID)

Maxxam ID		CQ0427						
Sampling Date		2009/05/20 14:00						
COC Number		NA		TOXIC EQUIVALENCY		# of		
	Units	L404466-01	EDL	TEF (2005 WHO)	TEQ(DL)	Isomers	QC Batch	RDL

Surrogate Recovery (%)								
37CL4 2378 Tetra CDD *	%	114	N/A	N/A	N/A	N/A	1849778	N/A
C13-1234678 HeptaCDD	%	104	N/A	N/A	N/A	N/A	1849778	N/A
C13-1234678 HeptaCDF **	%	94	N/A	N/A	N/A	N/A	1849778	N/A
C13-123478 HexaCDD	%	75	N/A	N/A	N/A	N/A	1849778	N/A
C13-123478 HexaCDF	%	89	N/A	N/A	N/A	N/A	1849778	N/A
C13-1234789 HeptaCDF	%	94	N/A	N/A	N/A	N/A	1849778	N/A
C13-123678 HexaCDD	%	91	N/A	N/A	N/A	N/A	1849778	N/A
C13-123678 HexaCDF	%	79	N/A	N/A	N/A	N/A	1849778	N/A
C13-12378 PentaCDD	%	103	N/A	N/A	N/A	N/A	1849778	N/A
C13-12378 PentaCDF	%	102	N/A	N/A	N/A	N/A	1849778	N/A
C13-123789 HexaCDF	%	88	N/A	N/A	N/A	N/A	1849778	N/A
C13-234678 HexaCDF	%	82	N/A	N/A	N/A	N/A	1849778	N/A
C13-23478 PentaCDF	%	101	N/A	N/A	N/A	N/A	1849778	N/A
C13-2378 TetraCDD	%	106	N/A	N/A	N/A	N/A	1849778	N/A
C13-2378 TetraCDF	%	113	N/A	N/A	N/A	N/A	1849778	N/A
C13-OCDD	%	123	N/A	N/A	N/A	N/A	1849778	N/A
Confirmation C13-2378 TetraCDF	%	103	N/A	N/A	N/A	N/A	1857350	N/A

N/A = Not Applicable
 RDL = Reportable Detection Limit
 QC Batch = Quality Control Batch
 * CDD = Chloro Dibenzo-p-Dioxin, ** CDF = Chloro Dibenzo-p-Furan
 TEF = Toxic Equivalency Factor, TEQ = Toxic Equivalency Quotient,
 The Total Toxic Equivalency (TEQ) value reported is the sum of Toxic Equivalent Quotients for the congeners tested.
 EDL = Estimated Detection Limit
 WHO(2005): The 2005 World Health Organization, Human and Mammalian Toxic Equivalency Factors for Dioxins and Dioxin-like Compounds

Maxxam Job #: A963915
 Report Date: 2009/06/26

Environmental Science Corp
 Client Project #: L404466-01

Your P.O. #: S11872

Test Summary

Maxxam ID CQ0427
Sample ID L404466-01
Matrix SOLID

Collected 2009/05/20
Shipped
Received 2009/05/29

Test Description	Instrumentation	Batch	Extracted	Analyzed	Analyst
Dioxins/Furans in Soil (1613B)	HRMS/MS	1849778	2009/06/14	2009/06/19	KKS
2378TCDF Confirmation inSoil	HRMS/MS	1857350	N/A	2009/06/23	AGU
MOISTURE	BAL	1834921	N/A	2009/06/02	AC

Maxxam Job #: A963915
Report Date: 2009/06/26

Environmental Science Corp
Client Project #: L404466-01

Your P.O. #: S11872

GENERAL COMMENTS

Results relate only to the items tested.

Environmental Science Corp
 Attention: Janice Cozby
 Client Project #: L404466-01
 P.O. #: S11872
 Project name:

Quality Assurance Report
 Maxxam Job Number: GA963915

QA/QC Batch	QC Type	Parameter	Date Analyzed yyyy/mm/dd	Value	%Recovery	Units	QC Limits
1834921 LFE	RPD - Sample/Sample Dup	Moisture	2009/06/02	0		%	50
1849778 KKS	Spiked Blank	37CL4 2378 Tetra CDD	2009/06/17		114	%	35 - 197
		C13-1234678 HeptaCDD	2009/06/17		87	%	23 - 140
		C13-1234678 HeptaCDF	2009/06/17		95	%	28 - 143
		C13-123478 HexaCDD	2009/06/17		93	%	32 - 141
		C13-123478 HexaCDF	2009/06/17		103	%	26 - 152
		C13-1234789 HeptaCDF	2009/06/17		94	%	26 - 138
		C13-123678 HexaCDD	2009/06/17		98	%	28 - 130
		C13-123678 HexaCDF	2009/06/17		107	%	26 - 123
		C13-12378 PentaCDD	2009/06/17		97	%	25 - 181
		C13-12378 PentaCDF	2009/06/17		96	%	24 - 185
		C13-123789 HexaCDF	2009/06/17		96	%	29 - 147
		C13-234678 HexaCDF	2009/06/17		97	%	28 - 136
		C13-23478 PentaCDF	2009/06/17		97	%	21 - 178
		C13-2378 TetraCDD	2009/06/17		102	%	25 - 164
		C13-2378 TetraCDF	2009/06/17		110	%	24 - 169
		C13-OCDD	2009/06/17		76	%	17 - 157
		2,3,7,8-Tetra CDD	2009/06/17		99	%	67 - 158
		1,2,3,7,8-Penta CDD	2009/06/17		106	%	70 - 142
		1,2,3,4,7,8-Hexa CDD	2009/06/17		112	%	70 - 164
		1,2,3,6,7,8-Hexa CDD	2009/06/17		99	%	76 - 134
		1,2,3,7,8,9-Hexa CDD	2009/06/17		110	%	64 - 162
		1,2,3,4,6,7,8-Hepta CDD	2009/06/17		97	%	70 - 140
		Octa CDD	2009/06/17		99	%	78 - 144
		2,3,7,8-Tetra CDF	2009/06/17		92	%	75 - 158
		1,2,3,7,8-Penta CDF	2009/06/17		104	%	80 - 134
		2,3,4,7,8-Penta CDF	2009/06/17		101	%	68 - 160
		1,2,3,4,7,8-Hexa CDF	2009/06/17		103	%	72 - 134
		1,2,3,6,7,8-Hexa CDF	2009/06/17		98	%	84 - 130
		2,3,4,6,7,8-Hexa CDF	2009/06/17		100	%	70 - 156
		1,2,3,7,8,9-Hexa CDF	2009/06/17		99	%	78 - 130
		1,2,3,4,6,7,8-Hepta CDF	2009/06/17		96	%	82 - 122
		1,2,3,4,7,8,9-Hepta CDF	2009/06/17		99	%	78 - 138
		Octa CDF	2009/06/17		97	%	63 - 170
	Method Blank	37CL4 2378 Tetra CDD	2009/06/19		96	%	35 - 197
		C13-1234678 HeptaCDD	2009/06/19		112	%	23 - 140
		C13-1234678 HeptaCDF	2009/06/19		103	%	28 - 143
		C13-123478 HexaCDD	2009/06/19		89	%	32 - 141
		C13-123478 HexaCDF	2009/06/19		90	%	26 - 152
		C13-1234789 HeptaCDF	2009/06/19		108	%	26 - 138
		C13-123678 HexaCDD	2009/06/19		85	%	28 - 130
		C13-123678 HexaCDF	2009/06/19		91	%	26 - 123
		C13-12378 PentaCDD	2009/06/19		93	%	25 - 181
		C13-12378 PentaCDF	2009/06/19		88	%	24 - 185
		C13-123789 HexaCDF	2009/06/19		90	%	29 - 147
		C13-234678 HexaCDF	2009/06/19		90	%	28 - 136
		C13-23478 PentaCDF	2009/06/19		90	%	21 - 178
		C13-2378 TetraCDD	2009/06/19		96	%	25 - 164
		C13-2378 TetraCDF	2009/06/19		95	%	24 - 169
		C13-OCDD	2009/06/19		128	%	17 - 157
		2,3,7,8-Tetra CDD	2009/06/19	ND, EDL=0.0671		pg/g	
		1,2,3,7,8-Penta CDD	2009/06/19	ND, EDL=0.0897		pg/g	
		1,2,3,4,7,8-Hexa CDD	2009/06/19	ND, EDL=0.175		pg/g	

Environmental Science Corp
 Attention: Janice Cozby
 Client Project #: L404466-01
 P.O. #: S11872
 Project name:

Quality Assurance Report (Continued)

Maxxam Job Number: GA963915

QA/QC Batch	QC Type	Parameter	Date Analyzed yyyy/mm/dd	Value	%Recovery	Units	QC Limits
1849778 KKS	Method Blank	1,2,3,6,7,8-Hexa CDD	2009/06/19	0.0853, EDL=0.0390		pg/g	
		1,2,3,7,8,9-Hexa CDD	2009/06/19	ND, EDL=0.145		pg/g	
		1,2,3,4,6,7,8-Hepta CDD	2009/06/19	ND, EDL=0.142		pg/g	
		Octa CDD	2009/06/19	ND, EDL=0.428		pg/g	
		Total Tetra CDD	2009/06/19	ND, EDL=0.0671		pg/g	
		Total Penta CDD	2009/06/19	ND, EDL=0.0897		pg/g	
		Total Hexa CDD	2009/06/19	ND, EDL=0.145		pg/g	
		Total Hepta CDD	2009/06/19	ND, EDL=0.142		pg/g	
		2,3,7,8-Tetra CDF	2009/06/19	ND, EDL=0.0881		pg/g	
		1,2,3,7,8-Penta CDF	2009/06/19	ND, EDL=0.146		pg/g	
		2,3,4,7,8-Penta CDF	2009/06/19	ND, EDL=0.125		pg/g	
		1,2,3,4,7,8-Hexa CDF	2009/06/19	0.179, EDL=0.0303		pg/g	
		1,2,3,6,7,8-Hexa CDF	2009/06/19	ND, EDL=0.112		pg/g	
		2,3,4,6,7,8-Hexa CDF	2009/06/19	ND, EDL=0.115		pg/g	
		1,2,3,7,8,9-Hexa CDF	2009/06/19	ND, EDL=0.169		pg/g	
		1,2,3,4,6,7,8-Hepta CDF	2009/06/19	ND, EDL=2.99		pg/g	
		1,2,3,4,7,8,9-Hepta CDF	2009/06/19	ND, EDL=0.104		pg/g	
		Octa CDF	2009/06/19	0.141, EDL=0.0539		pg/g	
		Total Tetra CDF	2009/06/19	ND, EDL=0.0881		pg/g	
		Total Penta CDF	2009/06/19	ND, EDL=0.146		pg/g	
		Total Hexa CDF	2009/06/19	0.179, EDL=0.169		pg/g	
		Total Hepta CDF	2009/06/19	ND, EDL=0.104		pg/g	
		1857350 AGU	Method Blank	Confirmation C13-2378 TetraCDF	2009/06/23		96
Confirmation 2,3,7,8-Tetra CDF	2009/06/23			ND, EDL=1.3		pg/g	

ND = Not detected
 SPIKE = Fortified sample

Maxxam Job #: A963915
Report Date: 2009/06/26

Environmental Science Corp
Client Project #: L404466-01
Project name:
Your P.O. #: S11872
Sampler Initials:

RESULTS OF ANALYSES OF SOLID

Maxxam ID		CQ0427			
Sampling Date		39953.58333			
COC Number		NA			
	Units	L404466-01	DL	QC Batch	MDL
Moisture	%	24	0.2	1834921	0.2

RDL = Reportable Detection Limit

QC Batch = Quality Control Batch

analysis_tir	Test_Type	ESC_Sampl	Lab_Samp	Basis	Lab_Prep_	prep_date	prep_time	Cas_Rn
14:46	initial		CQ0427-0	DRY	EPA 1613E	6/14/2009	0:00	35822-46-9
14:46	initial		CQ0427-0	DRY	EPA 1613E	6/14/2009	0:00	67562-39-4
14:46	initial		CQ0427-0	DRY	EPA 1613E	6/14/2009	0:00	55673-89-7
14:46	initial		CQ0427-0	DRY	EPA 1613E	6/14/2009	0:00	39227-28-6
14:46	initial		CQ0427-0	DRY	EPA 1613E	6/14/2009	0:00	70648-26-9
14:46	initial		CQ0427-0	DRY	EPA 1613E	6/14/2009	0:00	57653-85-7
14:46	initial		CQ0427-0	DRY	EPA 1613E	6/14/2009	0:00	57117-44-9
14:46	initial		CQ0427-0	DRY	EPA 1613E	6/14/2009	0:00	19408-74-3
14:46	initial		CQ0427-0	DRY	EPA 1613E	6/14/2009	0:00	72918-21-9
14:46	initial		CQ0427-0	DRY	EPA 1613E	6/14/2009	0:00	40321-76-4
14:46	initial		CQ0427-0	DRY	EPA 1613E	6/14/2009	0:00	57117-41-6
14:46	initial		CQ0427-0	DRY	EPA 1613E	6/14/2009	0:00	60851-34-5
14:46	initial		CQ0427-0	DRY	EPA 1613E	6/14/2009	0:00	57117-31-4
14:46	initial		CQ0427-0	DRY	EPA 1613E	6/14/2009	0:00	TCDD-TEC
14:46	initial		CQ0427-0	DRY	EPA 1613E	6/14/2009	0:00	51207-31-9
11:09	initial		CQ0427-0	DRY	SW8290	6/14/2009	11:51	51207-31-9
14:46	initial		CQ0427-0	DRY	EPA 1613E	6/14/2009	0:00	85508-50-5
14:46	initial		CQ0427-0	DRY	EPA 1613E	6/14/2009	0:00	109719-83
14:46	initial		CQ0427-0	DRY	EPA 1613E	6/14/2009	0:00	109719-84
14:46	initial		CQ0427-0	DRY	EPA 1613E	6/14/2009	0:00	109719-80
14:46	initial		CQ0427-0	DRY	EPA 1613E	6/14/2009	0:00	114423-98
14:46	initial		CQ0427-0	DRY	EPA 1613E	6/14/2009	0:00	109719-94
14:46	initial		CQ0427-0	DRY	EPA 1613E	6/14/2009	0:00	109719-81
14:46	initial		CQ0427-0	DRY	EPA 1613E	6/14/2009	0:00	116843-03
14:46	initial		CQ0427-0	DRY	EPA 1613E	6/14/2009	0:00	109719-79
14:46	initial		CQ0427-0	DRY	EPA 1613E	6/14/2009	0:00	109719-77
14:46	initial		CQ0427-0	DRY	EPA 1613E	6/14/2009	0:00	116843-04
14:46	initial		CQ0427-0	DRY	EPA 1613E	6/14/2009	0:00	116843-05
14:46	initial		CQ0427-0	DRY	EPA 1613E	6/14/2009	0:00	116843-02
14:46	initial		CQ0427-0	DRY	EPA 1613E	6/14/2009	0:00	76523-40-5
14:46	initial		CQ0427-0	DRY	EPA 1613E	6/14/2009	0:00	89059-46-1
11:09	initial		CQ0427-0	DRY	SW8290	6/14/2009	11:51	89059-46-1
14:46	initial		CQ0427-0	DRY	EPA 1613E	6/14/2009	0:00	114423-97
14:46	initial		CQ0427-0	DRY	EPA 1613E	6/14/2009	0:00	3268-87-9
14:46	initial		CQ0427-0	DRY	EPA 1613E	6/14/2009	0:00	39001-02-0
14:46	initial		CQ0427-0	DRY	EPA 1613E	6/14/2009	0:00	37871-00-4
14:46	initial		CQ0427-0	DRY	EPA 1613E	6/14/2009	0:00	38998-75-3
14:46	initial		CQ0427-0	DRY	EPA 1613E	6/14/2009	0:00	34465-46-8
14:46	initial		CQ0427-0	DRY	EPA 1613E	6/14/2009	0:00	55684-94-1
14:46	initial		CQ0427-0	DRY	EPA 1613E	6/14/2009	0:00	36088-22-9
14:46	initial		CQ0427-0	DRY	EPA 1613E	6/14/2009	0:00	30402-15-4
14:46	initial		CQ0427-0	DRY	EPA 1613E	6/14/2009	0:00	41903-57-5
14:46	initial		CQ0427-0	DRY	EPA 1613E	6/14/2009	0:00	55722-27-5
14:46	initial		CQ0427-0	DRY	EPA 1613E	6/14/2009	0:00	TEQE0
21:06	initial	1849778-B	1849778-B	DRY	EPA 1613E	6/14/2009	0:00	35822-46-9
21:06	initial	1849778-B	1849778-B	DRY	EPA 1613E	6/14/2009	0:00	67562-39-4
21:06	initial	1849778-B	1849778-B	DRY	EPA 1613E	6/14/2009	0:00	55673-89-7
21:06	initial	1849778-B	1849778-B	DRY	EPA 1613E	6/14/2009	0:00	39227-28-6
21:06	initial	1849778-B	1849778-B	DRY	EPA 1613E	6/14/2009	0:00	70648-26-9
21:06	initial	1849778-B	1849778-B	DRY	EPA 1613E	6/14/2009	0:00	57653-85-7
21:06	initial	1849778-B	1849778-B	DRY	EPA 1613E	6/14/2009	0:00	57117-44-9

21:06 initial	1849778-B 1849778-B DRY	EPA 1613E 6/14/2009	0:00 19408-74-3
21:06 initial	1849778-B 1849778-B DRY	EPA 1613E 6/14/2009	0:00 72918-21-9
21:06 initial	1849778-B 1849778-B DRY	EPA 1613E 6/14/2009	0:00 40321-76-4
21:06 initial	1849778-B 1849778-B DRY	EPA 1613E 6/14/2009	0:00 57117-41-6
21:06 initial	1849778-B 1849778-B DRY	EPA 1613E 6/14/2009	0:00 60851-34-5
21:06 initial	1849778-B 1849778-B DRY	EPA 1613E 6/14/2009	0:00 57117-31-4
21:06 initial	1849778-B 1849778-B DRY	EPA 1613E 6/14/2009	0:00 TCDD-TEC
21:06 initial	1849778-B 1849778-B DRY	EPA 1613E 6/14/2009	0:00 51207-31-9
21:06 initial	1849778-B 1849778-B DRY	EPA 1613E 6/14/2009	0:00 85508-50-5
21:06 initial	1849778-B 1849778-B DRY	EPA 1613E 6/14/2009	0:00 109719-83
21:06 initial	1849778-B 1849778-B DRY	EPA 1613E 6/14/2009	0:00 109719-84
21:06 initial	1849778-B 1849778-B DRY	EPA 1613E 6/14/2009	0:00 109719-80
21:06 initial	1849778-B 1849778-B DRY	EPA 1613E 6/14/2009	0:00 114423-98
21:06 initial	1849778-B 1849778-B DRY	EPA 1613E 6/14/2009	0:00 109719-94
21:06 initial	1849778-B 1849778-B DRY	EPA 1613E 6/14/2009	0:00 109719-81
21:06 initial	1849778-B 1849778-B DRY	EPA 1613E 6/14/2009	0:00 116843-03
21:06 initial	1849778-B 1849778-B DRY	EPA 1613E 6/14/2009	0:00 109719-79
21:06 initial	1849778-B 1849778-B DRY	EPA 1613E 6/14/2009	0:00 109719-77
21:06 initial	1849778-B 1849778-B DRY	EPA 1613E 6/14/2009	0:00 116843-04
21:06 initial	1849778-B 1849778-B DRY	EPA 1613E 6/14/2009	0:00 116843-05
21:06 initial	1849778-B 1849778-B DRY	EPA 1613E 6/14/2009	0:00 116843-02
21:06 initial	1849778-B 1849778-B DRY	EPA 1613E 6/14/2009	0:00 76523-40-5
21:06 initial	1849778-B 1849778-B DRY	EPA 1613E 6/14/2009	0:00 89059-46-1
21:06 initial	1849778-B 1849778-B DRY	EPA 1613E 6/14/2009	0:00 114423-97
21:06 initial	1849778-B 1849778-B DRY	EPA 1613E 6/14/2009	0:00 3268-87-9
21:06 initial	1849778-B 1849778-B DRY	EPA 1613E 6/14/2009	0:00 39001-02-C
13:52 initial	1849778-L 1849778-L DRY	EPA 1613E 6/14/2009	0:00 35822-46-9
13:52 initial	1849778-L 1849778-L DRY	EPA 1613E 6/14/2009	0:00 67562-39-4
13:52 initial	1849778-L 1849778-L DRY	EPA 1613E 6/14/2009	0:00 55673-89-7
13:52 initial	1849778-L 1849778-L DRY	EPA 1613E 6/14/2009	0:00 39227-28-6
13:52 initial	1849778-L 1849778-L DRY	EPA 1613E 6/14/2009	0:00 70648-26-9
13:52 initial	1849778-L 1849778-L DRY	EPA 1613E 6/14/2009	0:00 57653-85-7
13:52 initial	1849778-L 1849778-L DRY	EPA 1613E 6/14/2009	0:00 57117-44-9
13:52 initial	1849778-L 1849778-L DRY	EPA 1613E 6/14/2009	0:00 19408-74-3
13:52 initial	1849778-L 1849778-L DRY	EPA 1613E 6/14/2009	0:00 72918-21-9
13:52 initial	1849778-L 1849778-L DRY	EPA 1613E 6/14/2009	0:00 40321-76-4
13:52 initial	1849778-L 1849778-L DRY	EPA 1613E 6/14/2009	0:00 57117-41-6
13:52 initial	1849778-L 1849778-L DRY	EPA 1613E 6/14/2009	0:00 60851-34-5
13:52 initial	1849778-L 1849778-L DRY	EPA 1613E 6/14/2009	0:00 57117-31-4
13:52 initial	1849778-L 1849778-L DRY	EPA 1613E 6/14/2009	0:00 TCDD-TEC
13:52 initial	1849778-L 1849778-L DRY	EPA 1613E 6/14/2009	0:00 51207-31-9
11:32 initial	1857350-L 1857350-L DRY	SW8290 6/14/2009	0:00 51207-31-9
13:52 initial	1849778-L 1849778-L DRY	EPA 1613E 6/14/2009	0:00 85508-50-5
13:52 initial	1849778-L 1849778-L DRY	EPA 1613E 6/14/2009	0:00 109719-83
13:52 initial	1849778-L 1849778-L DRY	EPA 1613E 6/14/2009	0:00 109719-84
13:52 initial	1849778-L 1849778-L DRY	EPA 1613E 6/14/2009	0:00 109719-80
13:52 initial	1849778-L 1849778-L DRY	EPA 1613E 6/14/2009	0:00 114423-98
13:52 initial	1849778-L 1849778-L DRY	EPA 1613E 6/14/2009	0:00 109719-94
13:52 initial	1849778-L 1849778-L DRY	EPA 1613E 6/14/2009	0:00 109719-81
13:52 initial	1849778-L 1849778-L DRY	EPA 1613E 6/14/2009	0:00 116843-03
13:52 initial	1849778-L 1849778-L DRY	EPA 1613E 6/14/2009	0:00 109719-79
13:52 initial	1849778-L 1849778-L DRY	EPA 1613E 6/14/2009	0:00 109719-77

13:52 initial	1849778-L 1849778-L DRY	EPA 1613E 6/14/2009	0:00 116843-04
13:52 initial	1849778-L 1849778-L DRY	EPA 1613E 6/14/2009	0:00 116843-05
13:52 initial	1849778-L 1849778-L DRY	EPA 1613E 6/14/2009	0:00 116843-02
13:52 initial	1849778-L 1849778-L DRY	EPA 1613E 6/14/2009	0:00 76523-40-5
13:52 initial	1849778-L 1849778-L DRY	EPA 1613E 6/14/2009	0:00 89059-46-1
11:32 initial	1857350-L 1857350-L DRY	SW8290 6/14/2009	0:00 89059-46-1
13:52 initial	1849778-L 1849778-L DRY	EPA 1613E 6/14/2009	0:00 114423-97
13:52 initial	1849778-L 1849778-L DRY	EPA 1613E 6/14/2009	0:00 3268-87-9
13:52 initial	1849778-L 1849778-L DRY	EPA 1613E 6/14/2009	0:00 39001-02-C
13:52 initial	1849778-L 1849778-L DRY	EPA 1613E 6/14/2009	0:00 37871-00-4
13:52 initial	1849778-L 1849778-L DRY	EPA 1613E 6/14/2009	0:00 38998-75-3
13:52 initial	1849778-L 1849778-L DRY	EPA 1613E 6/14/2009	0:00 34465-46-8
13:52 initial	1849778-L 1849778-L DRY	EPA 1613E 6/14/2009	0:00 55684-94-1
13:52 initial	1849778-L 1849778-L DRY	EPA 1613E 6/14/2009	0:00 36088-22-9
13:52 initial	1849778-L 1849778-L DRY	EPA 1613E 6/14/2009	0:00 30402-15-4
13:52 initial	1849778-L 1849778-L DRY	EPA 1613E 6/14/2009	0:00 41903-57-5
13:52 initial	1849778-L 1849778-L DRY	EPA 1613E 6/14/2009	0:00 55722-27-5

Chemical_	Result_Val	Result_Uni	Detect_Fla	Detection_	Lab_Qualif	Test_batch	Validator_C	Reportable
1,2,3,4,6,7,	38700	PG/G	Y		10	1849778		Yes
1,2,3,4,6,7,	9540	PG/G	Y		10	1849778		Yes
1,2,3,4,7,8,	633	PG/G	Y		10	1849778		Yes
1,2,3,4,7,8,	324	PG/G	Y		10	1849778		Yes
1,2,3,4,7,8,	1360	PG/G	N		10 U	1849778		Yes
1,2,3,6,7,8,	1350	PG/G	Y		10	1849778		Yes
1,2,3,6,7,8,	362	PG/G	Y		10	1849778		Yes
1,2,3,7,8,9,	806	PG/G	Y		10	1849778		Yes
1,2,3,7,8,9,	10.4	PG/G	Y		10	1849778		Yes
1,2,3,7,8-P	74.6	PG/G	Y		10	1849778		Yes
1,2,3,7,8-P	196	PG/G	Y		10	1849778		Yes
2,3,4,6,7,8,	334	PG/G	Y		10	1849778		Yes
2,3,4,7,8-P	54.6	PG/G	Y		10	1849778		Yes
2,3,7,8-Tet	4.84	PG/G	Y		2	1849778		Yes
2,3,7,8-Tet	22.5	PG/G	Y		2	1849778		Yes
2,3,7,8-Tet	14.8	PG/G	Y		2.3	1857350		Yes
37CL4 237	114	PERCENT	Y			1849778		Yes
C13-12346	104	PERCENT	Y			1849778		Yes
C13-12346	94	PERCENT	Y			1849778		Yes
C13-12347	75	PERCENT	Y			1849778		Yes
C13-12347	89	PERCENT	Y			1849778		Yes
C13-12347	94	PERCENT	Y			1849778		Yes
C13-12367	91	PERCENT	Y			1849778		Yes
C13-12367	79	PERCENT	Y			1849778		Yes
C13-12378	103	PERCENT	Y			1849778		Yes
C13-12378	102	PERCENT	Y			1849778		Yes
C13-12378	88	PERCENT	Y			1849778		Yes
C13-23467	82	PERCENT	Y			1849778		Yes
C13-23478	101	PERCENT	Y			1849778		Yes
C13-2378	106	PERCENT	Y			1849778		Yes
C13-2378	113	PERCENT	Y			1849778		Yes
C13-2378	103	PERCENT	Y			1857350		Yes
C13-OCDE	123	PERCENT	Y			1849778		Yes
Octa CDD	329000	PG/G	Y		20	1849778		Yes
Octa CDF	25800	PG/G	Y		20	1849778		Yes
Total Hepta	62200	PG/G	Y		35	1849778		Yes
Total Hepta	33400	PG/G	Y		21	1849778		Yes
Total Hexa	7240	PG/G	Y		1.41	1849778		Yes
Total Hexa	11600	PG/G	Y		1.86	1849778		Yes
Total Penta	506	PG/G	Y		0.419	1849778		Yes
Total Penta	2260	PG/G	Y		0.826	1849778		Yes
Total Tetra	241	PG/G	Y		0.791	1849778		Yes
Total Tetra	369	PG/G	Y		0.395	1849778		Yes
2378-TCDF	1160	PG/G	Y					Yes
1,2,3,4,6,7,	97	PG/G	Y		10	1849778		Yes
1,2,3,4,6,7,	96	PG/G	Y		10	1849778		Yes
1,2,3,4,7,8,	99	PG/G	Y		10	1849778		Yes
1,2,3,4,7,8,	112	PG/G	Y		10	1849778		Yes
1,2,3,4,7,8,	103	PG/G	Y		10	1849778		Yes
1,2,3,6,7,8,	99	PG/G	Y		10	1849778		Yes
1,2,3,6,7,8,	98	PG/G	Y		10	1849778		Yes

1,2,3,7,8,9.	110 PG/G	Y	10	1849778	Yes
1,2,3,7,8,9.	99 PG/G	Y	10	1849778	Yes
1,2,3,7,8-P	106 PG/G	Y	10	1849778	Yes
1,2,3,7,8-P	104 PG/G	Y	10	1849778	Yes
2,3,4,6,7,8.	100 PG/G	Y	10	1849778	Yes
2,3,4,7,8-P	101 PG/G	Y	10	1849778	Yes
2,3,7,8-Tet	99 PG/G	Y	2	1849778	Yes
2,3,7,8-Tet	92 PG/G	Y	2	1849778	Yes
37CL4 237	114 PERCENT	Y		1849778	Yes
C13-12346	87 PERCENT	Y		1849778	Yes
C13-12346	95 PERCENT	Y		1849778	Yes
C13-12347	93 PERCENT	Y		1849778	Yes
C13-12347	103 PERCENT	Y		1849778	Yes
C13-12347	94 PERCENT	Y		1849778	Yes
C13-12367	98 PERCENT	Y		1849778	Yes
C13-12367	107 PERCENT	Y		1849778	Yes
C13-12378	97 PERCENT	Y		1849778	Yes
C13-12378	96 PERCENT	Y		1849778	Yes
C13-12378	96 PERCENT	Y		1849778	Yes
C13-23467	97 PERCENT	Y		1849778	Yes
C13-23478	97 PERCENT	Y		1849778	Yes
C13-2378	102 PERCENT	Y		1849778	Yes
C13-2378	110 PERCENT	Y		1849778	Yes
C13-OCDE	76 PERCENT	Y		1849778	Yes
Octa CDD	99 PG/G	Y	20	1849778	Yes
Octa CDF	97 PG/G	Y	20	1849778	Yes
1,2,3,4,6,7.	0.142 PG/G	N	10 U	1849778	Yes
1,2,3,4,6,7.	2.99 PG/G	N	10 U	1849778	Yes
1,2,3,4,7,8.	0.104 PG/G	N	10 U	1849778	Yes
1,2,3,4,7,8.	0.175 PG/G	N	10 U	1849778	Yes
1,2,3,4,7,8.	0.179 PG/G	Y	10 J	1849778	Yes
1,2,3,6,7,8.	0.0853 PG/G	Y	10 J	1849778	Yes
1,2,3,6,7,8.	0.112 PG/G	N	10 U	1849778	Yes
1,2,3,7,8,9.	0.145 PG/G	N	10 U	1849778	Yes
1,2,3,7,8,9.	0.169 PG/G	N	10 U	1849778	Yes
1,2,3,7,8-P	0.0897 PG/G	N	10 U	1849778	Yes
1,2,3,7,8-P	0.146 PG/G	N	10 U	1849778	Yes
2,3,4,6,7,8.	0.115 PG/G	N	10 U	1849778	Yes
2,3,4,7,8-P	0.125 PG/G	N	10 U	1849778	Yes
2,3,7,8-Tet	0.0671 PG/G	N	2 U	1849778	Yes
2,3,7,8-Tet	0.0881 PG/G	N	2 U	1849778	Yes
2,3,7,8-Tet	1.3 PG/G	N	1.3 U	1857350	Yes
37CL4 237	96 PERCENT	Y		1849778	Yes
C13-12346	112 PERCENT	Y		1849778	Yes
C13-12346	103 PERCENT	Y		1849778	Yes
C13-12347	89 PERCENT	Y		1849778	Yes
C13-12347	90 PERCENT	Y		1849778	Yes
C13-12347	108 PERCENT	Y		1849778	Yes
C13-12367	85 PERCENT	Y		1849778	Yes
C13-12367	91 PERCENT	Y		1849778	Yes
C13-12378	93 PERCENT	Y		1849778	Yes
C13-12378	88 PERCENT	Y		1849778	Yes

C13-12378	90 PERCENT	Y		1849778	Yes
C13-23467	90 PERCENT	Y		1849778	Yes
C13-23478	90 PERCENT	Y		1849778	Yes
C13-2378	96 PERCENT	Y		1849778	Yes
C13-2378	95 PERCENT	Y		1849778	Yes
C13-2378	96 PERCENT	Y		1857350	Yes
C13-OCDE	128 PERCENT	Y		1849778	Yes
Octa CDD	0.428 PG/G	N	20 U	1849778	Yes
Octa CDF	0.141 PG/G	Y	20 J	1849778	Yes
Total Heptachlor	0.142 PG/G	N	0.142 U	1849778	Yes
Total Heptachlor Epoxide	0.104 PG/G	N	0.104 U	1849778	Yes
Total Hexachlor	0.145 PG/G	N	0.145 U	1849778	Yes
Total Hexachlor Epoxide	0.179 PG/G	Y	0.169	1849778	Yes
Total Pentachlor	0.0897 PG/G	N	0.0897 U	1849778	Yes
Total Pentachlor Epoxide	0.146 PG/G	N	0.146 U	1849778	Yes
Total Tetra	0.0671 PG/G	N	0.0671 U	1849778	Yes
Total Tetra	0.0881 PG/G	N	0.0881 U	1849778	Yes

Fraction	Dilution_F	Method_De	Composite	Field_sdg	percent_moisture
N	1	35	N	A963915	24
N	1	21	N	A963915	24
N	1	1.27	N	A963915	24
N	1	1.35	N	A963915	24
N	1	1360	N	A963915	24
N	1	0.712	N	A963915	24
N	1	1.29	N	A963915	24
N	1	1.41	N	A963915	24
N	1	1.86	N	A963915	24
N	1	0.419	N	A963915	24
N	1	0.826	N	A963915	24
N	1	1.4	N	A963915	24
N	1	0.727	N	A963915	24
N	1	0.791	N	A963915	24
N	1	0.395	N	A963915	24
N	1	2.3	N	A963915	24
N	1		N	A963915	24
N	1		N	A963915	24
N	1		N	A963915	24
N	1		N	A963915	24
N	1		N	A963915	24
N	1		N	A963915	24
N	1		N	A963915	24
N	1		N	A963915	24
N	1		N	A963915	24
N	1		N	A963915	24
N	1		N	A963915	24
N	1		N	A963915	24
N	1		N	A963915	24
N	1		N	A963915	24
N	1		N	A963915	24
N	1		N	A963915	24
N	1		N	A963915	24
N	1		N	A963915	24
N	1		N	A963915	24
N	1		N	A963915	24
N	1	14.4	N	A963915	24
N	1	11.9	N	A963915	24
N	1	35	N	A963915	24
N	1	21	N	A963915	24
N	1	1.41	N	A963915	24
N	1	1.86	N	A963915	24
N	1	0.419	N	A963915	24
N	1	0.826	N	A963915	24
N	1	0.791	N	A963915	24
N	1	0.395	N	A963915	24
N	1		N	A963915	24
N	1	0.135	N	A963915	24
N	1	0.14	N	A963915	24
N	1	0.156	N	A963915	24
N	1	0.122	N	A963915	24
N	1	0.168	N	A963915	24
N	1	0.134	N	A963915	24
N	1	0.177	N	A963915	24

N	1	N	A963915
N	1	N	A963915
N	1	N	A963915
N	1	N	A963915
N	1	N	A963915
N	1	N	A963915
N	1	N	A963915
N	1	0.428 N	A963915
N	1	0.0539 N	A963915
N	1	0.142 N	A963915
N	1	0.104 N	A963915
N	1	0.145 N	A963915
N	1	0.169 N	A963915
N	1	0.0897 N	A963915
N	1	0.146 N	A963915
N	1	0.0671 N	A963915
N	1	0.0881 N	A963915



ENVIRONMENTAL
SCIENCE CORP.

12065 Lebanon Rd.
Mt. Juliet, TN 37122
(615) 758-5858
1-800-767-5859
Fax (615) 758-5859

Tax I.D. 62-0814289

Est. 1970

Chris Kramer
SLR International Corp. - West Linn, OR
1800 Blankenship Road, Suite 440

West Linn, OR 97068

Report Summary

Wednesday July 08, 2009

Report Number: L410484

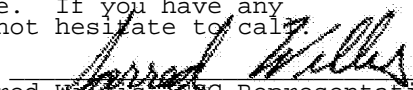
Samples Received: 06/02/09

Client Project: 088.0288.00017

Description: Nord Door Project - Everett, WA

The analytical results in this report are based upon information supplied by you, the client, and are for your exclusive use. If you have any questions regarding this data package, please do not hesitate to call.

Entire Report Reviewed By:


Jarred Willis, ESC Representative

Laboratory Certification Numbers

A2LA - 1461-01, AIHA - 100789, AL - 40660, CA - I-2327, CT - PH-0197, FL - E87487
GA - 923, IN - C-TN-01, KY - 90010, KYUST - 0016, NC - ENV375, DW21704, ND - R-140
NJ - TN002, NJ NELAP - TN002, SC - 84004, TN - 2006, VA - 00109, WV - 233
AZ - 0612, MN - 047-999-395, NY - 11742, WI - 998093910

Accreditation is only applicable to the test methods specified on each scope of accreditation held by ESC Lab Sciences.

This report may not be reproduced, except in full, without written approval from Environmental Science Corp.

Where applicable, sampling conducted by ESC is performed per guidance provided in laboratory standard operating procedures: 060302, 060303, and 060304.



**ENVIRONMENTAL
SCIENCE CORP.**

12065 Lebanon Rd.
Mt. Juliet, TN 37122
(615) 758-5858
1-800-767-5859
Fax (615) 758-5859

Tax I.D. 62-0814289

Est. 1970

REPORT OF ANALYSIS

Chris Kramer
SLR International Corp. - West Linn
1800 Blankenship Road, Suite 440
West Linn, OR 97068

July 08, 2009

Date Received : June 02, 2009
Description : Nord Door Project - Everett, WA
Sample ID : GP-304-6
Collected By :
Collection Date : 06/01/09 12:10

ESC Sample # : L410484-01
Site ID : EVERETT, WA
Project # : 088.0288.00017

Parameter	Dry Result	MDL	RDL	Units	Q	Method	Date	Dil.
Total Solids	81.1			%		2540G	06/04/09	1
Polynuclear Aromatic Hydrocarbons								
Anthracene	0.0027	0.0013	0.0074	mg/kg	JQ	8270C-SI	07/03/09	1
Acenaphthene	0.0023	0.0013	0.0074	mg/kg	JQ	8270C-SI	07/03/09	1
Acenaphthylene	0.0052	0.0011	0.0074	mg/kg	JQ	8270C-SI	07/03/09	1
Benzo(a)anthracene	0.0070	0.00096	0.0074	mg/kg	JQ	8270C-SI	07/03/09	1
Benzo(a)pyrene	0.0062	0.00083	0.0074	mg/kg	JQ	8270C-SI	07/03/09	1
Benzo(b)fluoranthene	0.0070	0.0014	0.0074	mg/kg	JQ	8270C-SI	07/03/09	1
Benzo(g,h,i)perylene	0.0021	0.00098	0.0074	mg/kg	JQ	8270C-SI	07/03/09	1
Benzo(k)fluoranthene	0.0023	0.0012	0.0074	mg/kg	JQ	8270C-SI	07/03/09	1
Chrysene	0.0044	0.00087	0.0074	mg/kg	JQ	8270C-SI	07/03/09	1
Dibenz(a,h)anthracene	U	0.00089	0.0074	mg/kg	Q	8270C-SI	07/03/09	1
Fluoranthene	0.0075	0.00081	0.0074	mg/kg	Q	8270C-SI	07/03/09	1
Fluorene	0.0032	0.0010	0.0074	mg/kg	JQ	8270C-SI	07/03/09	1
Indeno(1,2,3-cd)pyrene	0.0017	0.00088	0.0074	mg/kg	JQ	8270C-SI	07/03/09	1
Naphthalene	0.021	0.0014	0.0074	mg/kg	Q	8270C-SI	07/03/09	1
Phenanthrene	0.0088	0.00098	0.0074	mg/kg	Q	8270C-SI	07/03/09	1
Pyrene	0.0096	0.00096	0.0074	mg/kg	Q	8270C-SI	07/03/09	1
1-Methylnaphthalene	0.0037	0.0015	0.0074	mg/kg	JQ	8270C-SI	07/03/09	1
2-Methylnaphthalene	0.0066	0.0020	0.0074	mg/kg	JQ	8270C-SI	07/03/09	1
2-Chloronaphthalene	U	0.0010	0.0074	mg/kg	Q	8270C-SI	07/03/09	1
Surrogate Recovery								
Nitrobenzene-d5	64.6			% Rec.		8270C-SI	07/03/09	1
2-Fluorobiphenyl	80.0			% Rec.		8270C-SI	07/03/09	1
p-Terphenyl-d14	98.3			% Rec.		8270C-SI	07/03/09	1

Results listed are dry weight basis.

U = ND (Not Detected)

MDL = Minimum Detection Limit = LOD

RDL = Reported Detection Limit = LOQ = PQL = EQL

Note:

This report shall not be reproduced, except in full, without the written approval from ESC.

The reported analytical results relate only to the sample submitted

Reported: 07/08/09 17:04 Printed: 07/08/09 17:04



**ENVIRONMENTAL
SCIENCE CORP.**

12065 Lebanon Rd.
Mt. Juliet, TN 37122
(615) 758-5858
1-800-767-5859
Fax (615) 758-5859

Tax I.D. 62-0814289

Est. 1970

REPORT OF ANALYSIS

July 08, 2009

Chris Kramer
SLR International Corp. - West Linn
1800 Blankenship Road, Suite 440
West Linn, OR 97068

Date Received : June 02, 2009
Description : Nord Door Project - Everett, WA
Sample ID : GP-303-6
Collected By :
Collection Date : 06/01/09 12:30

ESC Sample # : L410484-02
Site ID : EVERETT, WA
Project # : 088.0288.00017

Parameter	Dry Result	MDL	RDL	Units	Q	Method	Date	Dil.
Total Solids	83.2			%		2540G	06/04/09	1
Polynuclear Aromatic Hydrocarbons								
Anthracene	U	0.0013	0.0072	mg/kg	Q	8270C-SI	07/03/09	1
Acenaphthene	U	0.0013	0.0072	mg/kg	Q	8270C-SI	07/03/09	1
Acenaphthylene	0.0018	0.0011	0.0072	mg/kg	JQ	8270C-SI	07/03/09	1
Benzo(a)anthracene	0.0028	0.00096	0.0072	mg/kg	JQ	8270C-SI	07/03/09	1
Benzo(a)pyrene	0.0022	0.00083	0.0072	mg/kg	JQ	8270C-SI	07/03/09	1
Benzo(b)fluoranthene	0.0025	0.0014	0.0072	mg/kg	JQ	8270C-SI	07/03/09	1
Benzo(g,h,i)perylene	U	0.00098	0.0072	mg/kg	Q	8270C-SI	07/03/09	1
Benzo(k)fluoranthene	U	0.0012	0.0072	mg/kg	Q	8270C-SI	07/03/09	1
Chrysene	0.0013	0.00087	0.0072	mg/kg	JQ	8270C-SI	07/03/09	1
Dibenz(a,h)anthracene	U	0.00089	0.0072	mg/kg	Q	8270C-SI	07/03/09	1
Fluoranthene	0.0020	0.00081	0.0072	mg/kg	JQ	8270C-SI	07/03/09	1
Fluorene	U	0.0010	0.0072	mg/kg	Q	8270C-SI	07/03/09	1
Indeno(1,2,3-cd)pyrene	U	0.00088	0.0072	mg/kg	Q	8270C-SI	07/03/09	1
Naphthalene	0.0052	0.0014	0.0072	mg/kg	JQ	8270C-SI	07/03/09	1
Phenanthrene	0.0028	0.00098	0.0072	mg/kg	JQ	8270C-SI	07/03/09	1
Pyrene	0.0019	0.00096	0.0072	mg/kg	JQ	8270C-SI	07/03/09	1
1-Methylnaphthalene	U	0.0015	0.0072	mg/kg	Q	8270C-SI	07/03/09	1
2-Methylnaphthalene	U	0.0020	0.0072	mg/kg	Q	8270C-SI	07/03/09	1
2-Chloronaphthalene	U	0.0010	0.0072	mg/kg	Q	8270C-SI	07/03/09	1
Surrogate Recovery								
Nitrobenzene-d5	57.4			% Rec.		8270C-SI	07/03/09	1
2-Fluorobiphenyl	74.4			% Rec.		8270C-SI	07/03/09	1
p-Terphenyl-d14	95.0			% Rec.		8270C-SI	07/03/09	1

Results listed are dry weight basis.

U = ND (Not Detected)

MDL = Minimum Detection Limit = LOD

RDL = Reported Detection Limit = LOQ = PQL = EQL

Note:

This report shall not be reproduced, except in full, without the written approval from ESC.

The reported analytical results relate only to the sample submitted

Reported: 07/08/09 17:04 Printed: 07/08/09 17:04



**ENVIRONMENTAL
SCIENCE CORP.**

12065 Lebanon Rd.
Mt. Juliet, TN 37122
(615) 758-5858
1-800-767-5859
Fax (615) 758-5859

Tax I.D. 62-0814289

Est. 1970

REPORT OF ANALYSIS

Chris Kramer
SLR International Corp. - West Linn
1800 Blankenship Road, Suite 440
West Linn, OR 97068

July 08, 2009

Date Received : June 02, 2009
Description : Nord Door Project - Everett, WA

ESC Sample # : L410484-03

Sample ID : GP-306-7

Site ID : EVERETT, WA

Collected By :
Collection Date : 06/01/09 13:40

Project # : 088.0288.00017

Parameter	Dry Result	MDL	RDL	Units	Q	Method	Date	Dil.
Total Solids	91.3			%		2540G	06/04/09	1
Polynuclear Aromatic Hydrocarbons								
Anthracene	U	0.0013	0.0066	mg/kg	Q	8270C-SI	07/03/09	1
Acenaphthene	U	0.0013	0.0066	mg/kg	Q	8270C-SI	07/03/09	1
Acenaphthylene	U	0.0011	0.0066	mg/kg	Q	8270C-SI	07/03/09	1
Benzo(a)anthracene	0.0038	0.00096	0.0066	mg/kg	JQ	8270C-SI	07/03/09	1
Benzo(a)pyrene	0.0037	0.00083	0.0066	mg/kg	JQ	8270C-SI	07/03/09	1
Benzo(b)fluoranthene	0.0056	0.0014	0.0066	mg/kg	JQ	8270C-SI	07/03/09	1
Benzo(g,h,i)perylene	0.0016	0.00098	0.0066	mg/kg	JQ	8270C-SI	07/03/09	1
Benzo(k)fluoranthene	0.0023	0.0012	0.0066	mg/kg	JQ	8270C-SI	07/03/09	1
Chrysene	0.0021	0.00087	0.0066	mg/kg	JQ	8270C-SI	07/03/09	1
Dibenz(a,h)anthracene	U	0.00089	0.0066	mg/kg	Q	8270C-SI	07/03/09	1
Fluoranthene	0.0046	0.00081	0.0066	mg/kg	JQ	8270C-SI	07/03/09	1
Fluorene	U	0.0010	0.0066	mg/kg	Q	8270C-SI	07/03/09	1
Indeno(1,2,3-cd)pyrene	0.0014	0.00088	0.0066	mg/kg	JQ	8270C-SI	07/03/09	1
Naphthalene	U	0.0014	0.0066	mg/kg	Q	8270C-SI	07/03/09	1
Phenanthrene	0.0035	0.00098	0.0066	mg/kg	JQ	8270C-SI	07/03/09	1
Pyrene	0.0050	0.00096	0.0066	mg/kg	JQ	8270C-SI	07/03/09	1
1-Methylnaphthalene	U	0.0015	0.0066	mg/kg	Q	8270C-SI	07/03/09	1
2-Methylnaphthalene	U	0.0020	0.0066	mg/kg	Q	8270C-SI	07/03/09	1
2-Chloronaphthalene	U	0.0010	0.0066	mg/kg	Q	8270C-SI	07/03/09	1
Surrogate Recovery								
Nitrobenzene-d5	57.4			% Rec.		8270C-SI	07/03/09	1
2-Fluorobiphenyl	76.6			% Rec.		8270C-SI	07/03/09	1
p-Terphenyl-d14	97.9			% Rec.		8270C-SI	07/03/09	1

Results listed are dry weight basis.

U = ND (Not Detected)

MDL = Minimum Detection Limit = LOD

RDL = Reported Detection Limit = LOQ = PQL = EQL

Note:

This report shall not be reproduced, except in full, without the written approval from ESC.

The reported analytical results relate only to the sample submitted

Reported: 07/08/09 17:04 Printed: 07/08/09 17:04



**ENVIRONMENTAL
SCIENCE CORP.**

12065 Lebanon Rd.
Mt. Juliet, TN 37122
(615) 758-5858
1-800-767-5859
Fax (615) 758-5859

Tax I.D. 62-0814289

Est. 1970

REPORT OF ANALYSIS

Chris Kramer
SLR International Corp. - West Linn
1800 Blankenship Road, Suite 440
West Linn, OR 97068

July 08, 2009

Date Received : June 02, 2009
Description : Nord Door Project - Everett, WA
Sample ID : GP-305-7
Collected By :
Collection Date : 06/01/09 14:00

ESC Sample # : L410484-04
Site ID : EVERETT, WA
Project # : 088.0288.00017

Parameter	Dry Result	MDL	RDL	Units	Q	Method	Date	Dil.
Total Solids	91.3			%		2540G	06/04/09	1
Polynuclear Aromatic Hydrocarbons								
Anthracene	U	0.0013	0.0066	mg/kg	Q	8270C-SI	07/03/09	1
Acenaphthene	U	0.0013	0.0066	mg/kg	Q	8270C-SI	07/03/09	1
Acenaphthylene	U	0.0011	0.0066	mg/kg	Q	8270C-SI	07/03/09	1
Benzo(a)anthracene	0.0028	0.00096	0.0066	mg/kg	JQ	8270C-SI	07/03/09	1
Benzo(a)pyrene	0.0021	0.00083	0.0066	mg/kg	JQ	8270C-SI	07/03/09	1
Benzo(b)fluoranthene	0.0043	0.0014	0.0066	mg/kg	JQ	8270C-SI	07/03/09	1
Benzo(g,h,i)perylene	U	0.00098	0.0066	mg/kg	Q	8270C-SI	07/03/09	1
Benzo(k)fluoranthene	U	0.0012	0.0066	mg/kg	Q	8270C-SI	07/03/09	1
Chrysene	0.0018	0.00087	0.0066	mg/kg	JQ	8270C-SI	07/03/09	1
Dibenz(a,h)anthracene	U	0.00089	0.0066	mg/kg	Q	8270C-SI	07/03/09	1
Fluoranthene	0.0013	0.00081	0.0066	mg/kg	JQ	8270C-SI	07/03/09	1
Fluorene	U	0.0010	0.0066	mg/kg	Q	8270C-SI	07/03/09	1
Indeno(1,2,3-cd)pyrene	U	0.00088	0.0066	mg/kg	Q	8270C-SI	07/03/09	1
Naphthalene	U	0.0014	0.0066	mg/kg	Q	8270C-SI	07/03/09	1
Phenanthrene	U	0.00098	0.0066	mg/kg	Q	8270C-SI	07/03/09	1
Pyrene	0.0018	0.00096	0.0066	mg/kg	JQ	8270C-SI	07/03/09	1
1-Methylnaphthalene	U	0.0015	0.0066	mg/kg	Q	8270C-SI	07/03/09	1
2-Methylnaphthalene	U	0.0020	0.0066	mg/kg	Q	8270C-SI	07/03/09	1
2-Chloronaphthalene	U	0.0010	0.0066	mg/kg	Q	8270C-SI	07/03/09	1
Surrogate Recovery								
Nitrobenzene-d5	43.1			% Rec.		8270C-SI	07/03/09	1
2-Fluorobiphenyl	63.2			% Rec.		8270C-SI	07/03/09	1
p-Terphenyl-d14	97.5			% Rec.		8270C-SI	07/03/09	1

Results listed are dry weight basis.

U = ND (Not Detected)

MDL = Minimum Detection Limit = LOD

RDL = Reported Detection Limit = LOQ = PQL = EQL

Note:

This report shall not be reproduced, except in full, without the written approval from ESC.

The reported analytical results relate only to the sample submitted

Reported: 07/08/09 17:04 Printed: 07/08/09 17:04



**ENVIRONMENTAL
SCIENCE CORP.**

12065 Lebanon Rd.
Mt. Juliet, TN 37122
(615) 758-5858
1-800-767-5859
Fax (615) 758-5859

Tax I.D. 62-0814289

Est. 1970

REPORT OF ANALYSIS

Chris Kramer
SLR International Corp. - West Linn
1800 Blankenship Road, Suite 440
West Linn, OR 97068

July 08, 2009

Date Received : May 23, 2009
Description : Nord Door Project - Everett, WA

ESC Sample # : L410484-05

Sample ID : GP-311-3.5FT

Site ID :

Collected By : CK
Collection Date : 05/22/09 10:45

Project # : 008.022.0001

Parameter	Dry Result	MDL	RDL	Units	Q	Method	Date	Dil.
Total Solids	66.9			%		2540G	05/29/09	1
Polynuclear Aromatic Hydrocarbons								
Anthracene	0.016	0.0013	0.0090	mg/kg	Q	8270C-SI	07/03/09	1
Acenaphthene	0.019	0.0013	0.0090	mg/kg	Q	8270C-SI	07/03/09	1
Acenaphthylene	0.024	0.0011	0.0090	mg/kg	Q	8270C-SI	07/03/09	1
Benzo(a)anthracene	0.016	0.00096	0.0090	mg/kg	Q	8270C-SI	07/03/09	1
Benzo(a)pyrene	0.014	0.00083	0.0090	mg/kg	Q	8270C-SI	07/03/09	1
Benzo(b)fluoranthene	0.025	0.0014	0.0090	mg/kg	Q	8270C-SI	07/03/09	1
Benzo(g,h,i)perylene	0.0094	0.00098	0.0090	mg/kg	Q	8270C-SI	07/03/09	1
Benzo(k)fluoranthene	0.0066	0.0012	0.0090	mg/kg	JQ	8270C-SI	07/03/09	1
Chrysene	0.016	0.00087	0.0090	mg/kg	Q	8270C-SI	07/03/09	1
Dibenz(a,h)anthracene	0.0022	0.00089	0.0090	mg/kg	JQ	8270C-SI	07/03/09	1
Fluoranthene	0.081	0.00081	0.0090	mg/kg	Q	8270C-SI	07/03/09	1
Fluorene	0.016	0.0010	0.0090	mg/kg	Q	8270C-SI	07/03/09	1
Indeno(1,2,3-cd)pyrene	0.0054	0.00088	0.0090	mg/kg	JQ	8270C-SI	07/03/09	1
Naphthalene	0.27	0.0014	0.0090	mg/kg	Q	8270C-SI	07/03/09	1
Phenanthrene	0.12	0.00098	0.0090	mg/kg	Q	8270C-SI	07/03/09	1
Pyrene	0.085	0.00096	0.0090	mg/kg	Q	8270C-SI	07/03/09	1
1-Methylnaphthalene	0.033	0.0015	0.0090	mg/kg	Q	8270C-SI	07/03/09	1
2-Methylnaphthalene	0.069	0.0020	0.0090	mg/kg	Q	8270C-SI	07/03/09	1
2-Chloronaphthalene	U	0.0010	0.0090	mg/kg	Q	8270C-SI	07/03/09	1
Surrogate Recovery								
Nitrobenzene-d5	70.3			% Rec.		8270C-SI	07/03/09	1
2-Fluorobiphenyl	57.1			% Rec.		8270C-SI	07/03/09	1
p-Terphenyl-d14	92.1			% Rec.		8270C-SI	07/03/09	1

Results listed are dry weight basis.

U = ND (Not Detected)

MDL = Minimum Detection Limit = LOD

RDL = Reported Detection Limit = LOQ = PQL = EQL

Note:

This report shall not be reproduced, except in full, without the written approval from ESC.

The reported analytical results relate only to the sample submitted

Reported: 07/08/09 17:04 Printed: 07/08/09 17:04



**ENVIRONMENTAL
SCIENCE CORP.**

12065 Lebanon Rd.
Mt. Juliet, TN 37122
(615) 758-5858
1-800-767-5859
Fax (615) 758-5859

Tax I.D. 62-0814289

Est. 1970

REPORT OF ANALYSIS

Chris Kramer
SLR International Corp. - West Linn
1800 Blankenship Road, Suite 440
West Linn, OR 97068

July 08, 2009

Date Received : May 23, 2009
Description : Nord Door Project - Everett, WA
Sample ID : GP-335-9.5FT
Collected By : CK
Collection Date : 05/22/09 08:15

ESC Sample # : L410484-06

Site ID :

Project # : 008.022.0001

Parameter	Dry Result	MDL	RDL	Units	Q	Method	Date	Dil.
Total Solids	83.8			%		2540G	05/29/09	1
Polynuclear Aromatic Hydrocarbons								
Anthracene	U	0.0013	0.0072	mg/kg	Q	8270C-SI	07/03/09	1
Acenaphthene	U	0.0013	0.0072	mg/kg	Q	8270C-SI	07/03/09	1
Acenaphthylene	U	0.0011	0.0072	mg/kg	Q	8270C-SI	07/03/09	1
Benzo(a)anthracene	U	0.00096	0.0072	mg/kg	Q	8270C-SI	07/03/09	1
Benzo(a)pyrene	U	0.00083	0.0072	mg/kg	Q	8270C-SI	07/03/09	1
Benzo(b)fluoranthene	U	0.0014	0.0072	mg/kg	Q	8270C-SI	07/03/09	1
Benzo(g,h,i)perylene	U	0.00098	0.0072	mg/kg	Q	8270C-SI	07/03/09	1
Benzo(k)fluoranthene	U	0.0012	0.0072	mg/kg	Q	8270C-SI	07/03/09	1
Chrysene	U	0.00087	0.0072	mg/kg	Q	8270C-SI	07/03/09	1
Dibenz(a,h)anthracene	U	0.00089	0.0072	mg/kg	Q	8270C-SI	07/03/09	1
Fluoranthene	U	0.00081	0.0072	mg/kg	Q	8270C-SI	07/03/09	1
Fluorene	U	0.0010	0.0072	mg/kg	Q	8270C-SI	07/03/09	1
Indeno(1,2,3-cd)pyrene	U	0.00088	0.0072	mg/kg	Q	8270C-SI	07/03/09	1
Naphthalene	U	0.0014	0.0072	mg/kg	Q	8270C-SI	07/03/09	1
Phenanthrene	U	0.00098	0.0072	mg/kg	Q	8270C-SI	07/03/09	1
Pyrene	U	0.00096	0.0072	mg/kg	Q	8270C-SI	07/03/09	1
1-Methylnaphthalene	U	0.0015	0.0072	mg/kg	Q	8270C-SI	07/03/09	1
2-Methylnaphthalene	U	0.0020	0.0072	mg/kg	Q	8270C-SI	07/03/09	1
2-Chloronaphthalene	U	0.0010	0.0072	mg/kg	Q	8270C-SI	07/03/09	1
Surrogate Recovery								
Nitrobenzene-d5	60.2			% Rec.		8270C-SI	07/03/09	1
2-Fluorobiphenyl	74.6			% Rec.		8270C-SI	07/03/09	1
p-Terphenyl-d14	101.			% Rec.		8270C-SI	07/03/09	1

Results listed are dry weight basis.

U = ND (Not Detected)

MDL = Minimum Detection Limit = LOD

RDL = Reported Detection Limit = LOQ = PQL = EQL

Note:

This report shall not be reproduced, except in full, without the written approval from ESC.

The reported analytical results relate only to the sample submitted

Reported: 07/08/09 17:04 Printed: 07/08/09 17:04



**ENVIRONMENTAL
SCIENCE CORP.**

12065 Lebanon Rd.
Mt. Juliet, TN 37122
(615) 758-5858
1-800-767-5859
Fax (615) 758-5859

Tax I.D. 62-0814289

Est. 1970

REPORT OF ANALYSIS

Chris Kramer
SLR International Corp. - West Linn
1800 Blankenship Road, Suite 440
West Linn, OR 97068

July 08, 2009

Date Received : May 23, 2009
Description : Nord Door Project - Everett, WA
Sample ID : GP-334-3FT
Collected By : CK
Collection Date : 05/22/09 09:00

ESC Sample # : L410484-07

Site ID :

Project # : 008.022.0001

Parameter	Dry Result	MDL	RDL	Units	Q	Method	Date	Dil.
Total Solids	61.8			%		2540G	05/29/09	1
Polynuclear Aromatic Hydrocarbons								
Anthracene	U	0.0013	0.0097	mg/kg	Q	8270C-SI	07/03/09	1
Acenaphthene	U	0.0013	0.0097	mg/kg	Q	8270C-SI	07/03/09	1
Acenaphthylene	0.0021	0.0011	0.0097	mg/kg	JQ	8270C-SI	07/03/09	1
Benzo(a)anthracene	0.0018	0.00096	0.0097	mg/kg	JQ	8270C-SI	07/03/09	1
Benzo(a)pyrene	U	0.00083	0.0097	mg/kg	Q	8270C-SI	07/03/09	1
Benzo(b)fluoranthene	U	0.0014	0.0097	mg/kg	Q	8270C-SI	07/03/09	1
Benzo(g,h,i)perylene	U	0.00098	0.0097	mg/kg	Q	8270C-SI	07/03/09	1
Benzo(k)fluoranthene	U	0.0012	0.0097	mg/kg	Q	8270C-SI	07/03/09	1
Chrysene	U	0.00087	0.0097	mg/kg	Q	8270C-SI	07/03/09	1
Dibenz(a,h)anthracene	U	0.00089	0.0097	mg/kg	Q	8270C-SI	07/03/09	1
Fluoranthene	0.0024	0.00081	0.0097	mg/kg	JQ	8270C-SI	07/03/09	1
Fluorene	U	0.0010	0.0097	mg/kg	Q	8270C-SI	07/03/09	1
Indeno(1,2,3-cd)pyrene	U	0.00088	0.0097	mg/kg	Q	8270C-SI	07/03/09	1
Naphthalene	0.018	0.0014	0.0097	mg/kg	Q	8270C-SI	07/03/09	1
Phenanthrene	0.010	0.00098	0.0097	mg/kg	Q	8270C-SI	07/03/09	1
Pyrene	0.0034	0.00096	0.0097	mg/kg	JQ	8270C-SI	07/03/09	1
1-Methylnaphthalene	0.0076	0.0015	0.0097	mg/kg	JQ	8270C-SI	07/03/09	1
2-Methylnaphthalene	0.014	0.0020	0.0097	mg/kg	Q	8270C-SI	07/03/09	1
2-Chloronaphthalene	U	0.0010	0.0097	mg/kg	Q	8270C-SI	07/03/09	1
Surrogate Recovery								
Nitrobenzene-d5	53.6			% Rec.		8270C-SI	07/03/09	1
2-Fluorobiphenyl	72.4			% Rec.		8270C-SI	07/03/09	1
p-Terphenyl-d14	90.9			% Rec.		8270C-SI	07/03/09	1

Results listed are dry weight basis.

U = ND (Not Detected)

MDL = Minimum Detection Limit = LOD

RDL = Reported Detection Limit = LOQ = PQL = EQL

Note:

This report shall not be reproduced, except in full, without the written approval from ESC.

The reported analytical results relate only to the sample submitted

Reported: 07/08/09 17:04 Printed: 07/08/09 17:04



**ENVIRONMENTAL
SCIENCE CORP.**

12065 Lebanon Rd.
Mt. Juliet, TN 37122
(615) 758-5858
1-800-767-5859
Fax (615) 758-5859

Tax I.D. 62-0814289

Est. 1970

REPORT OF ANALYSIS

July 08, 2009

Chris Kramer
SLR International Corp. - West Linn
1800 Blankenship Road, Suite 440
West Linn, OR 97068

Date Received : May 23, 2009
Description : Nord Door Project - Everett, WA
Sample ID : GP-310-4.5FT
Collected By : CK
Collection Date : 05/22/09 12:00

ESC Sample # : L410484-08

Site ID :

Project # : 008.022.0001

Parameter	Dry Result	MDL	RDL	Units	Q	Method	Date	Dil.
Total Solids	92.3			%		2540G	05/29/09	1
Polynuclear Aromatic Hydrocarbons								
Anthracene	0.0020	0.0013	0.0065	mg/kg	JQ	8270C-SI	07/03/09	1
Acenaphthene	U	0.0013	0.0065	mg/kg	Q	8270C-SI	07/03/09	1
Acenaphthylene	0.0020	0.0011	0.0065	mg/kg	JQ	8270C-SI	07/03/09	1
Benzo(a)anthracene	0.0066	0.00096	0.0065	mg/kg	Q	8270C-SI	07/03/09	1
Benzo(a)pyrene	0.0086	0.00083	0.0065	mg/kg	Q	8270C-SI	07/03/09	1
Benzo(b)fluoranthene	0.012	0.0014	0.0065	mg/kg	Q	8270C-SI	07/03/09	1
Benzo(g,h,i)perylene	0.0028	0.00098	0.0065	mg/kg	JQ	8270C-SI	07/03/09	1
Benzo(k)fluoranthene	0.0056	0.0012	0.0065	mg/kg	JQ	8270C-SI	07/03/09	1
Chrysene	0.0096	0.00087	0.0065	mg/kg	Q	8270C-SI	07/03/09	1
Dibenz(a,h)anthracene	0.0013	0.00089	0.0065	mg/kg	JQ	8270C-SI	07/03/09	1
Fluoranthene	0.023	0.00081	0.0065	mg/kg	Q	8270C-SI	07/03/09	1
Fluorene	0.0020	0.0010	0.0065	mg/kg	JQ	8270C-SI	07/03/09	1
Indeno(1,2,3-cd)pyrene	0.0027	0.00088	0.0065	mg/kg	JQ	8270C-SI	07/03/09	1
Naphthalene	0.0016	0.0014	0.0065	mg/kg	JQ	8270C-SI	07/03/09	1
Phenanthrene	0.027	0.00098	0.0065	mg/kg	Q	8270C-SI	07/03/09	1
Pyrene	0.025	0.00096	0.0065	mg/kg	Q	8270C-SI	07/03/09	1
1-Methylnaphthalene	U	0.0015	0.0065	mg/kg	Q	8270C-SI	07/03/09	1
2-Methylnaphthalene	U	0.0020	0.0065	mg/kg	Q	8270C-SI	07/03/09	1
2-Chloronaphthalene	U	0.0010	0.0065	mg/kg	Q	8270C-SI	07/03/09	1
Surrogate Recovery								
Nitrobenzene-d5	59.4			% Rec.		8270C-SI	07/03/09	1
2-Fluorobiphenyl	70.2			% Rec.		8270C-SI	07/03/09	1
p-Terphenyl-d14	93.3			% Rec.		8270C-SI	07/03/09	1

Results listed are dry weight basis.

U = ND (Not Detected)

MDL = Minimum Detection Limit = LOD

RDL = Reported Detection Limit = LOQ = PQL = EQL

Note:

This report shall not be reproduced, except in full, without the written approval from ESC.

The reported analytical results relate only to the sample submitted

Reported: 07/08/09 17:04 Printed: 07/08/09 17:04



**ENVIRONMENTAL
SCIENCE CORP.**

12065 Lebanon Rd.
Mt. Juliet, TN 37122
(615) 758-5858
1-800-767-5859
Fax (615) 758-5859

Tax I.D. 62-0814289

Est. 1970

REPORT OF ANALYSIS

Chris Kramer
SLR International Corp. - West Linn
1800 Blankenship Road, Suite 440
West Linn, OR 97068

July 08, 2009

Date Received : May 23, 2009
Description : Nord Door Project - Everett, WA
Sample ID : GP-312-3.5FT
Collected By : CK
Collection Date : 05/22/09 12:30

ESC Sample # : L410484-09
Site ID :
Project # : 008.022.0001

Parameter	Dry Result	MDL	RDL	Units	Q	Method	Date	Dil.
Total Solids	82.6			%		2540G	05/29/09	1
Polynuclear Aromatic Hydrocarbons								
Anthracene	0.0035	0.0013	0.0073	mg/kg	JQ	8270C-SI	07/03/09	1
Acenaphthene	U	0.0013	0.0073	mg/kg	Q	8270C-SI	07/03/09	1
Acenaphthylene	0.0052	0.0011	0.0073	mg/kg	JQ	8270C-SI	07/03/09	1
Benzo(a)anthracene	0.0090	0.00096	0.0073	mg/kg	Q	8270C-SI	07/03/09	1
Benzo(a)pyrene	0.012	0.00083	0.0073	mg/kg	Q	8270C-SI	07/03/09	1
Benzo(b)fluoranthene	0.017	0.0014	0.0073	mg/kg	Q	8270C-SI	07/03/09	1
Benzo(g,h,i)perylene	0.0065	0.00098	0.0073	mg/kg	JQ	8270C-SI	07/03/09	1
Benzo(k)fluoranthene	0.0090	0.0012	0.0073	mg/kg	Q	8270C-SI	07/03/09	1
Chrysene	0.012	0.00087	0.0073	mg/kg	Q	8270C-SI	07/03/09	1
Dibenz(a,h)anthracene	0.0022	0.00089	0.0073	mg/kg	JQ	8270C-SI	07/03/09	1
Fluoranthene	0.024	0.00081	0.0073	mg/kg	Q	8270C-SI	07/03/09	1
Fluorene	0.0024	0.0010	0.0073	mg/kg	JQ	8270C-SI	07/03/09	1
Indeno(1,2,3-cd)pyrene	0.0051	0.00088	0.0073	mg/kg	JQ	8270C-SI	07/03/09	1
Naphthalene	0.0070	0.0014	0.0073	mg/kg	JQ	8270C-SI	07/03/09	1
Phenanthrene	0.022	0.00098	0.0073	mg/kg	Q	8270C-SI	07/03/09	1
Pyrene	0.028	0.00096	0.0073	mg/kg	Q	8270C-SI	07/03/09	1
1-Methylnaphthalene	0.0023	0.0015	0.0073	mg/kg	JQ	8270C-SI	07/03/09	1
2-Methylnaphthalene	0.0031	0.0020	0.0073	mg/kg	JQ	8270C-SI	07/03/09	1
2-Chloronaphthalene	U	0.0010	0.0073	mg/kg	Q	8270C-SI	07/03/09	1
Surrogate Recovery								
Nitrobenzene-d5	65.3			% Rec.		8270C-SI	07/03/09	1
2-Fluorobiphenyl	80.0			% Rec.		8270C-SI	07/03/09	1
p-Terphenyl-d14	106.			% Rec.		8270C-SI	07/03/09	1

Results listed are dry weight basis.

U = ND (Not Detected)

MDL = Minimum Detection Limit = LOD

RDL = Reported Detection Limit = LOQ = PQL = EQL

Note:

This report shall not be reproduced, except in full, without the written approval from ESC.

The reported analytical results relate only to the sample submitted

Reported: 07/08/09 17:04 Printed: 07/08/09 17:04



**ENVIRONMENTAL
SCIENCE CORP.**

12065 Lebanon Rd.
Mt. Juliet, TN 37122
(615) 758-5858
1-800-767-5859
Fax (615) 758-5859

Tax I.D. 62-0814289

Est. 1970

REPORT OF ANALYSIS

July 08, 2009

Chris Kramer
SLR International Corp. - West Linn
1800 Blankenship Road, Suite 440
West Linn, OR 97068

Date Received : May 23, 2009
Description : Nord Door Project - Everett, WA
Sample ID : GP-335-7.5FT
Collected By : CK
Collection Date : 05/22/09 08:10

ESC Sample # : L410484-10
Site ID :
Project # : 008.022.0001

Parameter	Dry Result	MDL	RDL	Units	Q	Method	Date	Dil.
Total Solids	79.7			%		2540G	06/11/09	1
Polynuclear Aromatic Hydrocarbons								
Anthracene	0.0039	0.0013	0.0075	mg/kg	JQ	8270C-SI	07/03/09	1
Acenaphthene	U	0.0013	0.0075	mg/kg	Q	8270C-SI	07/03/09	1
Acenaphthylene	0.0030	0.0011	0.0075	mg/kg	JQ	8270C-SI	07/03/09	1
Benzo(a)anthracene	0.016	0.00096	0.0075	mg/kg	Q	8270C-SI	07/03/09	1
Benzo(a)pyrene	0.015	0.00083	0.0075	mg/kg	Q	8270C-SI	07/03/09	1
Benzo(b)fluoranthene	0.024	0.0014	0.0075	mg/kg	Q	8270C-SI	07/03/09	1
Benzo(g,h,i)perylene	0.0053	0.00098	0.0075	mg/kg	JQ	8270C-SI	07/03/09	1
Benzo(k)fluoranthene	0.012	0.0012	0.0075	mg/kg	Q	8270C-SI	07/03/09	1
Chrysene	0.018	0.00087	0.0075	mg/kg	Q	8270C-SI	07/03/09	1
Dibenz(a,h)anthracene	0.0021	0.00089	0.0075	mg/kg	JQ	8270C-SI	07/03/09	1
Fluoranthene	0.030	0.00081	0.0075	mg/kg	Q	8270C-SI	07/03/09	1
Fluorene	0.0016	0.0010	0.0075	mg/kg	JQ	8270C-SI	07/03/09	1
Indeno(1,2,3-cd)pyrene	0.0045	0.00088	0.0075	mg/kg	JQ	8270C-SI	07/03/09	1
Naphthalene	0.012	0.0014	0.0075	mg/kg	Q	8270C-SI	07/03/09	1
Phenanthrene	0.021	0.00098	0.0075	mg/kg	Q	8270C-SI	07/03/09	1
Pyrene	0.033	0.00096	0.0075	mg/kg	Q	8270C-SI	07/03/09	1
1-Methylnaphthalene	0.0030	0.0015	0.0075	mg/kg	JQ	8270C-SI	07/03/09	1
2-Methylnaphthalene	0.0049	0.0020	0.0075	mg/kg	JQ	8270C-SI	07/03/09	1
2-Chloronaphthalene	U	0.0010	0.0075	mg/kg	Q	8270C-SI	07/03/09	1
Surrogate Recovery								
Nitrobenzene-d5	60.3			% Rec.		8270C-SI	07/03/09	1
2-Fluorobiphenyl	69.5			% Rec.		8270C-SI	07/03/09	1
p-Terphenyl-d14	93.7			% Rec.		8270C-SI	07/03/09	1

Results listed are dry weight basis.

U = ND (Not Detected)

MDL = Minimum Detection Limit = LOD

RDL = Reported Detection Limit = LOQ = PQL = EQL

Note:

This report shall not be reproduced, except in full, without the written approval from ESC.

The reported analytical results relate only to the sample submitted

Reported: 07/08/09 17:04 Printed: 07/08/09 17:04



**ENVIRONMENTAL
SCIENCE CORP.**

12065 Lebanon Rd.
Mt. Juliet, TN 37122
(615) 758-5858
1-800-767-5859
Fax (615) 758-5859

Tax I.D. 62-0814289

Est. 1970

REPORT OF ANALYSIS

Chris Kramer
SLR International Corp. - West Linn
1800 Blankenship Road, Suite 440
West Linn, OR 97068

July 08, 2009

Date Received : May 22, 2009
Description : Nord Door Project - Everett, WA
Sample ID : GP-309-5FT
Collected By : CK
Collection Date : 05/20/09 17:00

ESC Sample # : L410484-11

Site ID :

Project # : 088.0288.00017

Parameter	Dry Result	MDL	RDL	Units	Q	Method	Date	Dil.
Total Solids	94.0			%		2540G	05/27/09	1
Polynuclear Aromatic Hydrocarbons								
Anthracene	U	0.0013	0.0064	mg/kg	Q	8270C-SI	07/03/09	1
Acenaphthene	U	0.0013	0.0064	mg/kg	Q	8270C-SI	07/03/09	1
Acenaphthylene	U	0.0011	0.0064	mg/kg	Q	8270C-SI	07/03/09	1
Benzo(a)anthracene	U	0.00096	0.0064	mg/kg	Q	8270C-SI	07/03/09	1
Benzo(a)pyrene	U	0.00083	0.0064	mg/kg	Q	8270C-SI	07/03/09	1
Benzo(b)fluoranthene	U	0.0014	0.0064	mg/kg	Q	8270C-SI	07/03/09	1
Benzo(g,h,i)perylene	U	0.00098	0.0064	mg/kg	Q	8270C-SI	07/03/09	1
Benzo(k)fluoranthene	U	0.0012	0.0064	mg/kg	Q	8270C-SI	07/03/09	1
Chrysene	U	0.00087	0.0064	mg/kg	Q	8270C-SI	07/03/09	1
Dibenz(a,h)anthracene	U	0.00089	0.0064	mg/kg	Q	8270C-SI	07/03/09	1
Fluoranthene	U	0.00081	0.0064	mg/kg	Q	8270C-SI	07/03/09	1
Fluorene	U	0.0010	0.0064	mg/kg	Q	8270C-SI	07/03/09	1
Indeno(1,2,3-cd)pyrene	U	0.00088	0.0064	mg/kg	Q	8270C-SI	07/03/09	1
Naphthalene	U	0.0014	0.0064	mg/kg	Q	8270C-SI	07/03/09	1
Phenanthrene	U	0.00098	0.0064	mg/kg	Q	8270C-SI	07/03/09	1
Pyrene	U	0.00096	0.0064	mg/kg	Q	8270C-SI	07/03/09	1
1-Methylnaphthalene	U	0.0015	0.0064	mg/kg	Q	8270C-SI	07/03/09	1
2-Methylnaphthalene	U	0.0020	0.0064	mg/kg	Q	8270C-SI	07/03/09	1
2-Chloronaphthalene	U	0.0010	0.0064	mg/kg	Q	8270C-SI	07/03/09	1
Surrogate Recovery								
Nitrobenzene-d5	65.9			% Rec.		8270C-SI	07/03/09	1
2-Fluorobiphenyl	77.1			% Rec.		8270C-SI	07/03/09	1
p-Terphenyl-d14	103.			% Rec.		8270C-SI	07/03/09	1

Results listed are dry weight basis.

U = ND (Not Detected)

MDL = Minimum Detection Limit = LOD

RDL = Reported Detection Limit = LOQ = PQL = EQL

Note:

This report shall not be reproduced, except in full, without the written approval from ESC.

The reported analytical results relate only to the sample submitted

Reported: 07/08/09 17:04 Printed: 07/08/09 17:04



**ENVIRONMENTAL
SCIENCE CORP.**

12065 Lebanon Rd.
Mt. Juliet, TN 37122
(615) 758-5858
1-800-767-5859
Fax (615) 758-5859

Tax I.D. 62-0814289

Est. 1970

REPORT OF ANALYSIS

Chris Kramer
SLR International Corp. - West Linn
1800 Blankenship Road, Suite 440
West Linn, OR 97068

July 08, 2009

Date Received : May 21, 2009
Description : Nord Door Project - Everett, WA
Sample ID : GP-307-4FT
Collected By : K. Saganski
Collection Date : 05/20/09 15:10

ESC Sample # : L410484-12

Site ID :

Project # : 088.0228.00017

Parameter	Dry Result	MDL	RDL	Units	Q	Method	Date	Dil.
Total Solids	81.2			%		2540G	05/26/09	1
Polynuclear Aromatic Hydrocarbons								
Anthracene	U	0.0013	0.0074	mg/kg	Q	8270C-SI	07/03/09	1
Acenaphthene	U	0.0013	0.0074	mg/kg	Q	8270C-SI	07/03/09	1
Acenaphthylene	U	0.0011	0.0074	mg/kg	Q	8270C-SI	07/03/09	1
Benzo(a)anthracene	0.0015	0.00096	0.0074	mg/kg	JQ	8270C-SI	07/03/09	1
Benzo(a)pyrene	U	0.00083	0.0074	mg/kg	Q	8270C-SI	07/03/09	1
Benzo(b)fluoranthene	U	0.0014	0.0074	mg/kg	Q	8270C-SI	07/03/09	1
Benzo(g,h,i)perylene	U	0.00098	0.0074	mg/kg	Q	8270C-SI	07/03/09	1
Benzo(k)fluoranthene	U	0.0012	0.0074	mg/kg	Q	8270C-SI	07/03/09	1
Chrysene	U	0.00087	0.0074	mg/kg	Q	8270C-SI	07/03/09	1
Dibenz(a,h)anthracene	U	0.00089	0.0074	mg/kg	Q	8270C-SI	07/03/09	1
Fluoranthene	U	0.00081	0.0074	mg/kg	Q	8270C-SI	07/03/09	1
Fluorene	U	0.0010	0.0074	mg/kg	Q	8270C-SI	07/03/09	1
Indeno(1,2,3-cd)pyrene	U	0.00088	0.0074	mg/kg	Q	8270C-SI	07/03/09	1
Naphthalene	0.0021	0.0014	0.0074	mg/kg	JQ	8270C-SI	07/03/09	1
Phenanthrene	U	0.00098	0.0074	mg/kg	Q	8270C-SI	07/03/09	1
Pyrene	U	0.00096	0.0074	mg/kg	Q	8270C-SI	07/03/09	1
1-Methylnaphthalene	U	0.0015	0.0074	mg/kg	Q	8270C-SI	07/03/09	1
2-Methylnaphthalene	U	0.0020	0.0074	mg/kg	Q	8270C-SI	07/03/09	1
2-Chloronaphthalene	U	0.0010	0.0074	mg/kg	Q	8270C-SI	07/03/09	1
Surrogate Recovery								
Nitrobenzene-d5	58.2			% Rec.		8270C-SI	07/03/09	1
2-Fluorobiphenyl	72.3			% Rec.		8270C-SI	07/03/09	1
p-Terphenyl-d14	96.6			% Rec.		8270C-SI	07/03/09	1

Results listed are dry weight basis.

U = ND (Not Detected)

MDL = Minimum Detection Limit = LOD

RDL = Reported Detection Limit = LOQ = PQL = EQL

Note:

This report shall not be reproduced, except in full, without the written approval from ESC.

The reported analytical results relate only to the sample submitted

Reported: 07/08/09 17:04 Printed: 07/08/09 17:04



**ENVIRONMENTAL
SCIENCE CORP.**

12065 Lebanon Rd.
Mt. Juliet, TN 37122
(615) 758-5858
1-800-767-5859
Fax (615) 758-5859

Tax I.D. 62-0814289

Est. 1970

REPORT OF ANALYSIS

Chris Kramer
SLR International Corp. - West Linn
1800 Blankenship Road, Suite 440
West Linn, OR 97068

July 08, 2009

Date Received : June 02, 2009
Description : Nord Door Project - Everett, WA
Sample ID : GP-304-GW
Collected By :
Collection Date : 06/01/09 12:25

ESC Sample # : L410484-13
Site ID : EVERETT, WA
Project # : 088.0288.00017

Parameter	Result	MDL	RDL	Units	Q	Method	Date	Dil.
Polynuclear Aromatic Hydrocarbons								
Anthracene	0.029	0.012	0.050	ug/l	JQ	8270C-S	07/03/09	1
Acenaphthene	2.2	0.013	0.050	ug/l	Q	8270C-S	07/03/09	1
Acenaphthylene	0.027	0.017	0.050	ug/l	JQ	8270C-S	07/03/09	1
Benzo(a)anthracene	U	0.023	0.050	ug/l	Q	8270C-S	07/03/09	1
Benzo(a)pyrene	0.030	0.013	0.050	ug/l	JQJ3	8270C-S	07/03/09	1
Benzo(b)fluoranthene	0.036	0.024	0.050	ug/l	JQ	8270C-S	07/03/09	1
Benzo(g,h,i)perylene	0.031	0.018	0.050	ug/l	JQJ3	8270C-S	07/03/09	1
Benzo(k)fluoranthene	0.026	0.020	0.050	ug/l	JQ	8270C-S	07/03/09	1
Chrysene	0.034	0.018	0.050	ug/l	JQ	8270C-S	07/03/09	1
Dibenz(a,h)anthracene	U	0.013	0.050	ug/l	Q	8270C-S	07/03/09	1
Fluoranthene	0.051	0.020	0.050	ug/l	Q	8270C-S	07/03/09	1
Fluorene	0.18	0.012	0.050	ug/l	Q	8270C-S	07/03/09	1
Indeno(1,2,3-cd)pyrene	0.022	0.015	0.050	ug/l	JQ	8270C-S	07/03/09	1
Naphthalene	0.090	0.023	0.25	ug/l	JQ	8270C-S	07/03/09	1
Phenanthrene	0.070	0.018	0.050	ug/l	Q	8270C-S	07/03/09	1
Pyrene	0.060	0.022	0.050	ug/l	Q	8270C-S	07/03/09	1
1-Methylnaphthalene	0.48	0.014	0.25	ug/l	Q	8270C-S	07/03/09	1
2-Methylnaphthalene	0.18	0.014	0.25	ug/l	JQ	8270C-S	07/03/09	1
2-Chloronaphthalene	U	0.014	0.25	ug/l	Q	8270C-S	07/03/09	1
Surrogate Recovery								
Nitrobenzene-d5	39.4				% Rec.	8270C-S	07/03/09	1
2-Fluorobiphenyl	58.2				% Rec.	8270C-S	07/03/09	1
p-Terphenyl-d14	59.8				% Rec.	8270C-S	07/03/09	1

U = ND (Not Detected)
RDL = Reported Detection Limit = LOQ = PQL = EQL
MDL = Minimum Detection Limit = LOD = SQL(TRRP)
Note:

The reported analytical results relate only to the sample submitted.
This report shall not be reproduced, except in full, without the written approval from ESC.

Reported: 07/08/09 17:04 Printed: 07/08/09 17:04



**ENVIRONMENTAL
SCIENCE CORP.**

12065 Lebanon Rd.
Mt. Juliet, TN 37122
(615) 758-5858
1-800-767-5859
Fax (615) 758-5859

Tax I.D. 62-0814289

Est. 1970

REPORT OF ANALYSIS

Chris Kramer
SLR International Corp. - West Linn
1800 Blankenship Road, Suite 440
West Linn, OR 97068

July 08, 2009

Date Received : June 02, 2009
Description : Nord Door Project - Everett, WA
Sample ID : GP-303-GW
Collected By :
Collection Date : 06/01/09 13:05

ESC Sample # : L410484-14
Site ID : EVERETT, WA
Project # : 088.0288.00017

Parameter	Result	MDL	RDL	Units	Q	Method	Date	Dil.
Polynuclear Aromatic Hydrocarbons								
Anthracene	U	0.012	0.050	ug/l	Q	8270C-S	07/03/09	1
Acenaphthene	U	0.013	0.050	ug/l	Q	8270C-S	07/03/09	1
Acenaphthylene	U	0.017	0.050	ug/l	Q	8270C-S	07/03/09	1
Benzo(a)anthracene	U	0.023	0.050	ug/l	Q	8270C-S	07/03/09	1
Benzo(a)pyrene	U	0.013	0.050	ug/l	QJ3	8270C-S	07/03/09	1
Benzo(b)fluoranthene	U	0.024	0.050	ug/l	Q	8270C-S	07/03/09	1
Benzo(g,h,i)perylene	U	0.018	0.050	ug/l	QJ3	8270C-S	07/03/09	1
Benzo(k)fluoranthene	U	0.020	0.050	ug/l	Q	8270C-S	07/03/09	1
Chrysene	U	0.018	0.050	ug/l	Q	8270C-S	07/03/09	1
Dibenz(a,h)anthracene	U	0.013	0.050	ug/l	Q	8270C-S	07/03/09	1
Fluoranthene	U	0.020	0.050	ug/l	Q	8270C-S	07/03/09	1
Fluorene	U	0.012	0.050	ug/l	Q	8270C-S	07/03/09	1
Indeno(1,2,3-cd)pyrene	U	0.015	0.050	ug/l	Q	8270C-S	07/03/09	1
Naphthalene	U	0.023	0.25	ug/l	Q	8270C-S	07/03/09	1
Phenanthrene	U	0.018	0.050	ug/l	Q	8270C-S	07/03/09	1
Pyrene	U	0.022	0.050	ug/l	Q	8270C-S	07/03/09	1
1-Methylnaphthalene	U	0.014	0.25	ug/l	Q	8270C-S	07/03/09	1
2-Methylnaphthalene	U	0.014	0.25	ug/l	Q	8270C-S	07/03/09	1
2-Chloronaphthalene	U	0.014	0.25	ug/l	Q	8270C-S	07/03/09	1
Surrogate Recovery								
Nitrobenzene-d5	72.5				% Rec.	8270C-S	07/03/09	1
2-Fluorobiphenyl	59.6				% Rec.	8270C-S	07/03/09	1
p-Terphenyl-d14	75.9				% Rec.	8270C-S	07/03/09	1

U = ND (Not Detected)
RDL = Reported Detection Limit = LOQ = PQL = EQL
MDL = Minimum Detection Limit = LOD = SQL(TRRP)
Note:

The reported analytical results relate only to the sample submitted.
This report shall not be reproduced, except in full, without the written approval from ESC.

Reported: 07/08/09 17:04 Printed: 07/08/09 17:04



**ENVIRONMENTAL
SCIENCE CORP.**

12065 Lebanon Rd.
Mt. Juliet, TN 37122
(615) 758-5858
1-800-767-5859
Fax (615) 758-5859

Tax I.D. 62-0814289

Est. 1970

REPORT OF ANALYSIS

Chris Kramer
SLR International Corp. - West Linn
1800 Blankenship Road, Suite 440
West Linn, OR 97068

July 08, 2009

Date Received : June 02, 2009
Description : Nord Door Project - Everett, WA
Sample ID : GP-306-GW
Collected By :
Collection Date : 06/01/09 13:40

ESC Sample # : L410484-15
Site ID : EVERETT, WA
Project # : 088.0288.00017

Parameter	Result	MDL	RDL	Units	Q	Method	Date	Dil.
Polynuclear Aromatic Hydrocarbons								
Anthracene	U	0.012	0.050	ug/l	Q	8270C-S	07/03/09	1
Acenaphthene	U	0.013	0.050	ug/l	Q	8270C-S	07/03/09	1
Acenaphthylene	U	0.017	0.050	ug/l	Q	8270C-S	07/03/09	1
Benzo(a)anthracene	U	0.023	0.050	ug/l	Q	8270C-S	07/03/09	1
Benzo(a)pyrene	U	0.013	0.050	ug/l	QJ3	8270C-S	07/03/09	1
Benzo(b)fluoranthene	U	0.024	0.050	ug/l	Q	8270C-S	07/03/09	1
Benzo(g,h,i)perylene	U	0.018	0.050	ug/l	QJ3	8270C-S	07/03/09	1
Benzo(k)fluoranthene	U	0.020	0.050	ug/l	Q	8270C-S	07/03/09	1
Chrysene	U	0.018	0.050	ug/l	Q	8270C-S	07/03/09	1
Dibenz(a,h)anthracene	U	0.013	0.050	ug/l	Q	8270C-S	07/03/09	1
Fluoranthene	U	0.020	0.050	ug/l	Q	8270C-S	07/03/09	1
Fluorene	U	0.012	0.050	ug/l	Q	8270C-S	07/03/09	1
Indeno(1,2,3-cd)pyrene	U	0.015	0.050	ug/l	Q	8270C-S	07/03/09	1
Naphthalene	U	0.023	0.25	ug/l	Q	8270C-S	07/03/09	1
Phenanthrene	U	0.018	0.050	ug/l	Q	8270C-S	07/03/09	1
Pyrene	U	0.022	0.050	ug/l	Q	8270C-S	07/03/09	1
1-Methylnaphthalene	U	0.014	0.25	ug/l	Q	8270C-S	07/03/09	1
2-Methylnaphthalene	U	0.014	0.25	ug/l	Q	8270C-S	07/03/09	1
2-Chloronaphthalene	U	0.014	0.25	ug/l	Q	8270C-S	07/03/09	1
Surrogate Recovery								
Nitrobenzene-d5	69.2				% Rec.	8270C-S	07/03/09	1
2-Fluorobiphenyl	59.5				% Rec.	8270C-S	07/03/09	1
p-Terphenyl-d14	76.3				% Rec.	8270C-S	07/03/09	1

U = ND (Not Detected)
RDL = Reported Detection Limit = LOQ = PQL = EQL
MDL = Minimum Detection Limit = LOD = SQL(TRRP)
Note:

The reported analytical results relate only to the sample submitted.
This report shall not be reproduced, except in full, without the written approval from ESC.

Reported: 07/08/09 17:04 Printed: 07/08/09 17:04



**ENVIRONMENTAL
SCIENCE CORP.**

12065 Lebanon Rd.
Mt. Juliet, TN 37122
(615) 758-5858
1-800-767-5859
Fax (615) 758-5859

Tax I.D. 62-0814289

Est. 1970

REPORT OF ANALYSIS

Chris Kramer
SLR International Corp. - West Linn
1800 Blankenship Road, Suite 440
West Linn, OR 97068

July 08, 2009

Date Received : June 02, 2009
Description : Nord Door Project - Everett, WA
Sample ID : GP-305-GW
Collected By :
Collection Date : 06/01/09 14:10

ESC Sample # : L410484-16
Site ID : EVERETT, WA
Project # : 088.0288.00017

Parameter	Result	MDL	RDL	Units	Q	Method	Date	Dil.
Polynuclear Aromatic Hydrocarbons								
Anthracene	U	0.012	0.050	ug/l	Q	8270C-S	07/03/09	1
Acenaphthene	U	0.013	0.050	ug/l	Q	8270C-S	07/03/09	1
Acenaphthylene	U	0.017	0.050	ug/l	Q	8270C-S	07/03/09	1
Benzo(a)anthracene	U	0.023	0.050	ug/l	Q	8270C-S	07/03/09	1
Benzo(a)pyrene	U	0.013	0.050	ug/l	QJ3	8270C-S	07/03/09	1
Benzo(b)fluoranthene	U	0.024	0.050	ug/l	Q	8270C-S	07/03/09	1
Benzo(g,h,i)perylene	U	0.018	0.050	ug/l	QJ3	8270C-S	07/03/09	1
Benzo(k)fluoranthene	U	0.020	0.050	ug/l	Q	8270C-S	07/03/09	1
Chrysene	U	0.018	0.050	ug/l	Q	8270C-S	07/03/09	1
Dibenz(a,h)anthracene	U	0.013	0.050	ug/l	Q	8270C-S	07/03/09	1
Fluoranthene	U	0.020	0.050	ug/l	Q	8270C-S	07/03/09	1
Fluorene	U	0.012	0.050	ug/l	Q	8270C-S	07/03/09	1
Indeno(1,2,3-cd)pyrene	U	0.015	0.050	ug/l	Q	8270C-S	07/03/09	1
Naphthalene	U	0.023	0.25	ug/l	Q	8270C-S	07/03/09	1
Phenanthrene	U	0.018	0.050	ug/l	Q	8270C-S	07/03/09	1
Pyrene	U	0.022	0.050	ug/l	Q	8270C-S	07/03/09	1
1-Methylnaphthalene	U	0.014	0.25	ug/l	Q	8270C-S	07/03/09	1
2-Methylnaphthalene	U	0.014	0.25	ug/l	Q	8270C-S	07/03/09	1
2-Chloronaphthalene	U	0.014	0.25	ug/l	Q	8270C-S	07/03/09	1
Surrogate Recovery								
Nitrobenzene-d5	52.3				% Rec.	8270C-S	07/03/09	1
2-Fluorobiphenyl	45.4				% Rec.	8270C-S	07/03/09	1
p-Terphenyl-d14	62.0				% Rec.	8270C-S	07/03/09	1

U = ND (Not Detected)
RDL = Reported Detection Limit = LOQ = PQL = EQL
MDL = Minimum Detection Limit = LOD = SQL(TRRP)
Note:

The reported analytical results relate only to the sample submitted.
This report shall not be reproduced, except in full, without the written approval from ESC.

Reported: 07/08/09 17:04 Printed: 07/08/09 17:04



**ENVIRONMENTAL
SCIENCE CORP.**

12065 Lebanon Rd.
Mt. Juliet, TN 37122
(615) 758-5858
1-800-767-5859
Fax (615) 758-5859

Tax I.D. 62-0814289

Est. 1970

REPORT OF ANALYSIS

Chris Kramer
SLR International Corp. - West Linn
1800 Blankenship Road, Suite 440
West Linn, OR 97068

July 08, 2009

Date Received : May 23, 2009
Description : Nord Door Project - Everett, WA
Sample ID : GP-311-GW
Collected By : CK
Collection Date : 05/22/09 12:20

ESC Sample # : L410484-17
Site ID :
Project # : 008.022.0001

Parameter	Result	MDL	RDL	Units	Q	Method	Date	Dil.
Polynuclear Aromatic Hydrocarbons								
Anthracene	U	0.012	0.050	ug/l	Q	8270C-S	07/03/09	1
Acenaphthene	U	0.013	0.050	ug/l	Q	8270C-S	07/03/09	1
Acenaphthylene	U	0.017	0.050	ug/l	Q	8270C-S	07/03/09	1
Benzo(a)anthracene	U	0.023	0.050	ug/l	Q	8270C-S	07/03/09	1
Benzo(a)pyrene	U	0.013	0.050	ug/l	QJ3	8270C-S	07/03/09	1
Benzo(b)fluoranthene	U	0.024	0.050	ug/l	Q	8270C-S	07/03/09	1
Benzo(g,h,i)perylene	U	0.018	0.050	ug/l	QJ3	8270C-S	07/03/09	1
Benzo(k)fluoranthene	U	0.020	0.050	ug/l	Q	8270C-S	07/03/09	1
Chrysene	U	0.018	0.050	ug/l	Q	8270C-S	07/03/09	1
Dibenz(a,h)anthracene	U	0.013	0.050	ug/l	Q	8270C-S	07/03/09	1
Fluoranthene	U	0.020	0.050	ug/l	Q	8270C-S	07/03/09	1
Fluorene	U	0.012	0.050	ug/l	Q	8270C-S	07/03/09	1
Indeno(1,2,3-cd)pyrene	U	0.015	0.050	ug/l	Q	8270C-S	07/03/09	1
Naphthalene	U	0.023	0.25	ug/l	Q	8270C-S	07/03/09	1
Phenanthrene	U	0.018	0.050	ug/l	Q	8270C-S	07/03/09	1
Pyrene	U	0.022	0.050	ug/l	Q	8270C-S	07/03/09	1
1-Methylnaphthalene	U	0.014	0.25	ug/l	Q	8270C-S	07/03/09	1
2-Methylnaphthalene	U	0.014	0.25	ug/l	Q	8270C-S	07/03/09	1
2-Chloronaphthalene	U	0.014	0.25	ug/l	Q	8270C-S	07/03/09	1
Surrogate Recovery								
Nitrobenzene-d5		87.5			% Rec.	8270C-S	07/03/09	1
2-Fluorobiphenyl		69.2			% Rec.	8270C-S	07/03/09	1
p-Terphenyl-d14		77.9			% Rec.	8270C-S	07/03/09	1

U = ND (Not Detected)
RDL = Reported Detection Limit = LOQ = PQL = EQL
MDL = Minimum Detection Limit = LOD = SQL(TRRP)
Note:

The reported analytical results relate only to the sample submitted.
This report shall not be reproduced, except in full, without the written approval from ESC.

Reported: 07/08/09 17:04 Printed: 07/08/09 17:04



**ENVIRONMENTAL
SCIENCE CORP.**

12065 Lebanon Rd.
Mt. Juliet, TN 37122
(615) 758-5858
1-800-767-5859
Fax (615) 758-5859

Tax I.D. 62-0814289

Est. 1970

REPORT OF ANALYSIS

Chris Kramer
SLR International Corp. - West Linn
1800 Blankenship Road, Suite 440
West Linn, OR 97068

July 08, 2009

Date Received : May 23, 2009
Description : Nord Door Project - Everett, WA
Sample ID : GP-335-GW
Collected By : CK
Collection Date : 05/22/09 09:15

ESC Sample # : L410484-18
Site ID :
Project # : 008.022.0001

Parameter	Result	MDL	RDL	Units	Q	Method	Date	Dil.
Polynuclear Aromatic Hydrocarbons								
Anthracene	U	0.012	0.050	ug/l	Q	8270C-S	07/03/09	1
Acenaphthene	U	0.013	0.050	ug/l	Q	8270C-S	07/03/09	1
Acenaphthylene	U	0.017	0.050	ug/l	Q	8270C-S	07/03/09	1
Benzo(a)anthracene	U	0.023	0.050	ug/l	Q	8270C-S	07/03/09	1
Benzo(a)pyrene	U	0.013	0.050	ug/l	QJ3	8270C-S	07/03/09	1
Benzo(b)fluoranthene	U	0.024	0.050	ug/l	Q	8270C-S	07/03/09	1
Benzo(g,h,i)perylene	U	0.018	0.050	ug/l	QJ3	8270C-S	07/03/09	1
Benzo(k)fluoranthene	U	0.020	0.050	ug/l	Q	8270C-S	07/03/09	1
Chrysene	U	0.018	0.050	ug/l	Q	8270C-S	07/03/09	1
Dibenz(a,h)anthracene	U	0.013	0.050	ug/l	Q	8270C-S	07/03/09	1
Fluoranthene	U	0.020	0.050	ug/l	Q	8270C-S	07/03/09	1
Fluorene	U	0.012	0.050	ug/l	Q	8270C-S	07/03/09	1
Indeno(1,2,3-cd)pyrene	U	0.015	0.050	ug/l	Q	8270C-S	07/03/09	1
Naphthalene	U	0.023	0.25	ug/l	Q	8270C-S	07/03/09	1
Phenanthrene	U	0.018	0.050	ug/l	Q	8270C-S	07/03/09	1
Pyrene	U	0.022	0.050	ug/l	Q	8270C-S	07/03/09	1
1-Methylnaphthalene	U	0.014	0.25	ug/l	Q	8270C-S	07/03/09	1
2-Methylnaphthalene	U	0.014	0.25	ug/l	Q	8270C-S	07/03/09	1
2-Chloronaphthalene	U	0.014	0.25	ug/l	Q	8270C-S	07/03/09	1
Surrogate Recovery								
Nitrobenzene-d5	77.7				% Rec.	8270C-S	07/03/09	1
2-Fluorobiphenyl	67.8				% Rec.	8270C-S	07/03/09	1
p-Terphenyl-d14	79.4				% Rec.	8270C-S	07/03/09	1

U = ND (Not Detected)
RDL = Reported Detection Limit = LOQ = PQL = EQL
MDL = Minimum Detection Limit = LOD = SQL(TRRP)
Note:

The reported analytical results relate only to the sample submitted.
This report shall not be reproduced, except in full, without the written approval from ESC.

Reported: 07/08/09 17:04 Printed: 07/08/09 17:04



**ENVIRONMENTAL
SCIENCE CORP.**

12065 Lebanon Rd.
Mt. Juliet, TN 37122
(615) 758-5858
1-800-767-5859
Fax (615) 758-5859

Tax I.D. 62-0814289

Est. 1970

REPORT OF ANALYSIS

Chris Kramer
SLR International Corp. - West Linn
1800 Blankenship Road, Suite 440
West Linn, OR 97068

July 08, 2009

Date Received : May 23, 2009
Description : Nord Door Project - Everett, WA
Sample ID : GP-309A-GW
Collected By : CK
Collection Date : 05/22/09 11:25

ESC Sample # : L410484-19
Site ID :
Project # : 008.022.0001

Parameter	Result	MDL	RDL	Units	Q	Method	Date	Dil.
Polynuclear Aromatic Hydrocarbons								
Anthracene	U	0.012	0.050	ug/l	Q	8270C-S	07/03/09	1
Acenaphthene	U	0.013	0.050	ug/l	Q	8270C-S	07/03/09	1
Acenaphthylene	U	0.017	0.050	ug/l	Q	8270C-S	07/03/09	1
Benzo(a)anthracene	U	0.023	0.050	ug/l	Q	8270C-S	07/03/09	1
Benzo(a)pyrene	U	0.013	0.050	ug/l	QJ3	8270C-S	07/03/09	1
Benzo(b)fluoranthene	U	0.024	0.050	ug/l	Q	8270C-S	07/03/09	1
Benzo(g,h,i)perylene	U	0.018	0.050	ug/l	QJ3	8270C-S	07/03/09	1
Benzo(k)fluoranthene	U	0.020	0.050	ug/l	Q	8270C-S	07/03/09	1
Chrysene	U	0.018	0.050	ug/l	Q	8270C-S	07/03/09	1
Dibenz(a,h)anthracene	U	0.013	0.050	ug/l	Q	8270C-S	07/03/09	1
Fluoranthene	U	0.020	0.050	ug/l	Q	8270C-S	07/03/09	1
Fluorene	0.023	0.012	0.050	ug/l	JQ	8270C-S	07/03/09	1
Indeno(1,2,3-cd)pyrene	U	0.015	0.050	ug/l	Q	8270C-S	07/03/09	1
Naphthalene	0.054	0.023	0.25	ug/l	JQ	8270C-S	07/03/09	1
Phenanthrene	0.022	0.018	0.050	ug/l	JQ	8270C-S	07/03/09	1
Pyrene	U	0.022	0.050	ug/l	Q	8270C-S	07/03/09	1
1-Methylnaphthalene	0.016	0.014	0.25	ug/l	JQ	8270C-S	07/03/09	1
2-Methylnaphthalene	0.034	0.014	0.25	ug/l	JQ	8270C-S	07/03/09	1
2-Chloronaphthalene	U	0.014	0.25	ug/l	Q	8270C-S	07/03/09	1
Surrogate Recovery								
Nitrobenzene-d5	75.6				% Rec.	8270C-S	07/03/09	1
2-Fluorobiphenyl	65.9				% Rec.	8270C-S	07/03/09	1
p-Terphenyl-d14	85.2				% Rec.	8270C-S	07/03/09	1

U = ND (Not Detected)
RDL = Reported Detection Limit = LOQ = PQL = EQL
MDL = Minimum Detection Limit = LOD = SQL(TRRP)
Note:

The reported analytical results relate only to the sample submitted.
This report shall not be reproduced, except in full, without the written approval from ESC.

Reported: 07/08/09 17:04 Printed: 07/08/09 17:04



**ENVIRONMENTAL
SCIENCE CORP.**

12065 Lebanon Rd.
Mt. Juliet, TN 37122
(615) 758-5858
1-800-767-5859
Fax (615) 758-5859

Tax I.D. 62-0814289

Est. 1970

REPORT OF ANALYSIS

Chris Kramer
SLR International Corp. - West Linn
1800 Blankenship Road, Suite 440
West Linn, OR 97068

July 08, 2009

Date Received : May 23, 2009
Description : Nord Door Project - Everett, WA
Sample ID : GP-334-GW
Collected By : CK
Collection Date : 05/22/09 09:43

ESC Sample # : L410484-20
Site ID :
Project # : 008.022.0001

Parameter	Result	MDL	RDL	Units	Q	Method	Date	Dil.
Polynuclear Aromatic Hydrocarbons								
Anthracene	U	0.012	0.050	ug/l	Q	8270C-S	07/03/09	1
Acenaphthene	U	0.013	0.050	ug/l	Q	8270C-S	07/03/09	1
Acenaphthylene	U	0.017	0.050	ug/l	Q	8270C-S	07/03/09	1
Benzo(a)anthracene	U	0.023	0.050	ug/l	Q	8270C-S	07/03/09	1
Benzo(a)pyrene	U	0.013	0.050	ug/l	QJ3	8270C-S	07/03/09	1
Benzo(b)fluoranthene	U	0.024	0.050	ug/l	Q	8270C-S	07/03/09	1
Benzo(g,h,i)perylene	U	0.018	0.050	ug/l	QJ3	8270C-S	07/03/09	1
Benzo(k)fluoranthene	U	0.020	0.050	ug/l	Q	8270C-S	07/03/09	1
Chrysene	U	0.018	0.050	ug/l	Q	8270C-S	07/03/09	1
Dibenz(a,h)anthracene	U	0.013	0.050	ug/l	Q	8270C-S	07/03/09	1
Fluoranthene	U	0.020	0.050	ug/l	Q	8270C-S	07/03/09	1
Fluorene	U	0.012	0.050	ug/l	Q	8270C-S	07/03/09	1
Indeno(1,2,3-cd)pyrene	U	0.015	0.050	ug/l	Q	8270C-S	07/03/09	1
Naphthalene	U	0.023	0.25	ug/l	Q	8270C-S	07/03/09	1
Phenanthrene	U	0.018	0.050	ug/l	Q	8270C-S	07/03/09	1
Pyrene	U	0.022	0.050	ug/l	Q	8270C-S	07/03/09	1
1-Methylnaphthalene	U	0.014	0.25	ug/l	Q	8270C-S	07/03/09	1
2-Methylnaphthalene	U	0.014	0.25	ug/l	Q	8270C-S	07/03/09	1
2-Chloronaphthalene	U	0.014	0.25	ug/l	Q	8270C-S	07/03/09	1
Surrogate Recovery								
Nitrobenzene-d5	71.0				% Rec.	8270C-S	07/03/09	1
2-Fluorobiphenyl	65.4				% Rec.	8270C-S	07/03/09	1
p-Terphenyl-d14	81.1				% Rec.	8270C-S	07/03/09	1

U = ND (Not Detected)
RDL = Reported Detection Limit = LOQ = PQL = EQL
MDL = Minimum Detection Limit = LOD = SQL(TRRP)
Note:

The reported analytical results relate only to the sample submitted.
This report shall not be reproduced, except in full, without the written approval from ESC.

Reported: 07/08/09 17:04 Printed: 07/08/09 17:04



**ENVIRONMENTAL
SCIENCE CORP.**

12065 Lebanon Rd.
Mt. Juliet, TN 37122
(615) 758-5858
1-800-767-5859
Fax (615) 758-5859

Tax I.D. 62-0814289

Est. 1970

REPORT OF ANALYSIS

Chris Kramer
SLR International Corp. - West Linn
1800 Blankenship Road, Suite 440
West Linn, OR 97068

July 08, 2009

Date Received : May 23, 2009
Description : Nord Door Project - Everett, WA
Sample ID : GP-310-GW
Collected By : CK
Collection Date : 05/22/09 13:30

ESC Sample # : L410484-21
Site ID :
Project # : 008.022.0001

Parameter	Result	MDL	RDL	Units	Q	Method	Date	Dil.
Polynuclear Aromatic Hydrocarbons								
Anthracene	U	0.012	0.050	ug/l	Q	8270C-S	07/03/09	1
Acenaphthene	U	0.013	0.050	ug/l	Q	8270C-S	07/03/09	1
Acenaphthylene	U	0.017	0.050	ug/l	Q	8270C-S	07/03/09	1
Benzo(a)anthracene	U	0.023	0.050	ug/l	Q	8270C-S	07/03/09	1
Benzo(a)pyrene	U	0.013	0.050	ug/l	QJ3	8270C-S	07/03/09	1
Benzo(b)fluoranthene	U	0.024	0.050	ug/l	Q	8270C-S	07/03/09	1
Benzo(g,h,i)perylene	U	0.018	0.050	ug/l	QJ3	8270C-S	07/03/09	1
Benzo(k)fluoranthene	U	0.020	0.050	ug/l	Q	8270C-S	07/03/09	1
Chrysene	U	0.018	0.050	ug/l	Q	8270C-S	07/03/09	1
Dibenz(a,h)anthracene	U	0.013	0.050	ug/l	Q	8270C-S	07/03/09	1
Fluoranthene	U	0.020	0.050	ug/l	Q	8270C-S	07/03/09	1
Fluorene	U	0.012	0.050	ug/l	Q	8270C-S	07/03/09	1
Indeno(1,2,3-cd)pyrene	U	0.015	0.050	ug/l	Q	8270C-S	07/03/09	1
Naphthalene	U	0.023	0.25	ug/l	Q	8270C-S	07/03/09	1
Phenanthrene	U	0.018	0.050	ug/l	Q	8270C-S	07/03/09	1
Pyrene	0.030	0.022	0.050	ug/l	JQ	8270C-S	07/03/09	1
1-Methylnaphthalene	U	0.014	0.25	ug/l	Q	8270C-S	07/03/09	1
2-Methylnaphthalene	U	0.014	0.25	ug/l	Q	8270C-S	07/03/09	1
2-Chloronaphthalene	U	0.014	0.25	ug/l	Q	8270C-S	07/03/09	1
Surrogate Recovery								
Nitrobenzene-d5	58.6				% Rec.	8270C-S	07/03/09	1
2-Fluorobiphenyl	48.9				% Rec.	8270C-S	07/03/09	1
p-Terphenyl-d14	55.1				% Rec.	8270C-S	07/03/09	1

U = ND (Not Detected)
RDL = Reported Detection Limit = LOQ = PQL = EQL
MDL = Minimum Detection Limit = LOD = SQL(TRRP)
Note:

The reported analytical results relate only to the sample submitted.
This report shall not be reproduced, except in full, without the written approval from ESC.

Reported: 07/08/09 17:04 Printed: 07/08/09 17:05



**ENVIRONMENTAL
SCIENCE CORP.**

12065 Lebanon Rd.
Mt. Juliet, TN 37122
(615) 758-5858
1-800-767-5859
Fax (615) 758-5859

Tax I.D. 62-0814289

Est. 1970

REPORT OF ANALYSIS

Chris Kramer
SLR International Corp. - West Linn
1800 Blankenship Road, Suite 440
West Linn, OR 97068

July 08, 2009

Date Received : May 23, 2009
Description : Nord Door Project - Everett, WA
Sample ID : GP-312-GW
Collected By : CK
Collection Date : 05/22/09 13:00

ESC Sample # : L410484-22

Site ID :

Project # : 008.022.0001

Parameter	Result	MDL	RDL	Units	Q	Method	Date	Dil.
Polynuclear Aromatic Hydrocarbons								
Anthracene	U	0.012	0.050	ug/l	Q	8270C-S	07/03/09	1
Acenaphthene	0.023	0.013	0.050	ug/l	JQ	8270C-S	07/03/09	1
Acenaphthylene	U	0.017	0.050	ug/l	Q	8270C-S	07/03/09	1
Benzo(a)anthracene	U	0.023	0.050	ug/l	Q	8270C-S	07/03/09	1
Benzo(a)pyrene	U	0.013	0.050	ug/l	J3Q	8270C-S	07/03/09	1
Benzo(b)fluoranthene	U	0.024	0.050	ug/l	Q	8270C-S	07/03/09	1
Benzo(g,h,i)perylene	U	0.018	0.050	ug/l	J3Q	8270C-S	07/03/09	1
Benzo(k)fluoranthene	U	0.020	0.050	ug/l	Q	8270C-S	07/03/09	1
Chrysene	U	0.018	0.050	ug/l	Q	8270C-S	07/03/09	1
Dibenz(a,h)anthracene	U	0.013	0.050	ug/l	Q	8270C-S	07/03/09	1
Fluoranthene	0.055	0.020	0.050	ug/l	Q	8270C-S	07/03/09	1
Fluorene	U	0.012	0.050	ug/l	Q	8270C-S	07/03/09	1
Indeno(1,2,3-cd)pyrene	U	0.015	0.050	ug/l	Q	8270C-S	07/03/09	1
Naphthalene	U	0.023	0.25	ug/l	Q	8270C-S	07/03/09	1
Phenanthrene	0.022	0.018	0.050	ug/l	JQ	8270C-S	07/03/09	1
Pyrene	0.063	0.022	0.050	ug/l	Q	8270C-S	07/03/09	1
1-Methylnaphthalene	U	0.014	0.25	ug/l	Q	8270C-S	07/03/09	1
2-Methylnaphthalene	U	0.014	0.25	ug/l	Q	8270C-S	07/03/09	1
2-Chloronaphthalene	U	0.014	0.25	ug/l	Q	8270C-S	07/03/09	1
Surrogate Recovery								
Nitrobenzene-d5	52.1				% Rec.	8270C-S	07/03/09	1
2-Fluorobiphenyl	64.6				% Rec.	8270C-S	07/03/09	1
p-Terphenyl-d14	59.0				% Rec.	8270C-S	07/03/09	1

U = ND (Not Detected)
RDL = Reported Detection Limit = LOQ = PQL = EQL
MDL = Minimum Detection Limit = LOD = SQL(TRRP)
Note:

The reported analytical results relate only to the sample submitted.
This report shall not be reproduced, except in full, without the written approval from ESC.

Reported: 07/08/09 17:04 Printed: 07/08/09 17:05



**ENVIRONMENTAL
SCIENCE CORP.**

12065 Lebanon Rd.
Mt. Juliet, TN 37122
(615) 758-5858
1-800-767-5859
Fax (615) 758-5859

Tax I.D. 62-0814289

Est. 1970

REPORT OF ANALYSIS

Chris Kramer
SLR International Corp. - West Linn
1800 Blankenship Road, Suite 440
West Linn, OR 97068

July 08, 2009

Date Received : May 21, 2009
Description : Nord Door Project - Everett, WA
Sample ID : GP-307-GW
Collected By : K. Saganski
Collection Date : 05/20/09 15:15

ESC Sample # : L410484-24

Site ID :

Project # : 088.0228.00017

Parameter	Result	MDL	RDL	Units	Q	Method	Date	Dil.
Polynuclear Aromatic Hydrocarbons								
Anthracene	0.083	0.012	0.050	ug/l	Q	8270C-S	07/03/09	1
Acenaphthene	2.6	0.013	0.050	ug/l	Q	8270C-S	07/03/09	1
Acenaphthylene	U	0.017	0.050	ug/l	Q	8270C-S	07/03/09	1
Benzo(a)anthracene	U	0.023	0.050	ug/l	Q	8270C-S	07/03/09	1
Benzo(a)pyrene	U	0.013	0.050	ug/l	J3Q	8270C-S	07/03/09	1
Benzo(b)fluoranthene	U	0.024	0.050	ug/l	Q	8270C-S	07/03/09	1
Benzo(g,h,i)perylene	U	0.018	0.050	ug/l	J3Q	8270C-S	07/03/09	1
Benzo(k)fluoranthene	U	0.020	0.050	ug/l	Q	8270C-S	07/03/09	1
Chrysene	U	0.018	0.050	ug/l	Q	8270C-S	07/03/09	1
Dibenz(a,h)anthracene	U	0.013	0.050	ug/l	Q	8270C-S	07/03/09	1
Fluoranthene	0.14	0.020	0.050	ug/l	Q	8270C-S	07/03/09	1
Fluorene	1.0	0.012	0.050	ug/l	Q	8270C-S	07/03/09	1
Indeno(1,2,3-cd)pyrene	U	0.015	0.050	ug/l	Q	8270C-S	07/03/09	1
Naphthalene	22.	0.023	0.25	ug/l	EQ	8270C-S	07/03/09	1
Phenanthrene	0.98	0.018	0.050	ug/l	Q	8270C-S	07/03/09	1
Pyrene	0.11	0.022	0.050	ug/l	Q	8270C-S	07/03/09	1
1-Methylnaphthalene	1.0	0.014	0.25	ug/l	Q	8270C-S	07/03/09	1
2-Methylnaphthalene	1.9	0.014	0.25	ug/l	Q	8270C-S	07/03/09	1
2-Chloronaphthalene	U	0.014	0.25	ug/l	Q	8270C-S	07/03/09	1
Surrogate Recovery								
Nitrobenzene-d5	1.99			% Rec.	J2	8270C-S	07/03/09	1
2-Fluorobiphenyl	56.5			% Rec.		8270C-S	07/03/09	1
p-Terphenyl-d14	47.4			% Rec.		8270C-S	07/03/09	1

U = ND (Not Detected)

RDL = Reported Detection Limit = LOQ = PQL = EQL

MDL = Minimum Detection Limit = LOD = SQL(TRRP)

Note:

The reported analytical results relate only to the sample submitted.

This report shall not be reproduced, except in full, without the written approval from ESC.

Reported: 07/08/09 17:04 Printed: 07/08/09 17:05

L410484-24 (SV8270PAHSIM) - Previous run also had low IS/SURR recovery. Matrix effect.

Attachment A
List of Analytes with QC Qualifiers

Sample Number	Work Group	Sample Type	Analyte	Run ID	Qualifier
L410484-01	WG429755	SAMP	Anthracene	R803387	JQ
	WG429755	SAMP	Acenaphthene	R803387	JQ
	WG429755	SAMP	Acenaphthylene	R803387	JQ
	WG429755	SAMP	Benzo(a)anthracene	R803387	JQ
	WG429755	SAMP	Benzo(a)pyrene	R803387	JQ
	WG429755	SAMP	Benzo(b)fluoranthene	R803387	JQ
	WG429755	SAMP	Benzo(g,h,i)perylene	R803387	JQ
	WG429755	SAMP	Benzo(k)fluoranthene	R803387	JQ
	WG429755	SAMP	Chrysene	R803387	JQ
	WG429755	SAMP	Dibenz(a,h)anthracene	R803387	Q
	WG429755	SAMP	Fluoranthene	R803387	Q
	WG429755	SAMP	Fluorene	R803387	JQ
	WG429755	SAMP	Indeno(1,2,3-cd)pyrene	R803387	JQ
	WG429755	SAMP	Naphthalene	R803387	Q
	WG429755	SAMP	Phenanthrene	R803387	Q
	WG429755	SAMP	Pyrene	R803387	Q
	WG429755	SAMP	1-Methylnaphthalene	R803387	JQ
	WG429755	SAMP	2-Methylnaphthalene	R803387	JQ
	WG429755	SAMP	2-Chloronaphthalene	R803387	Q
	L410484-02	WG429755	SAMP	Anthracene	R803387
WG429755		SAMP	Acenaphthene	R803387	Q
WG429755		SAMP	Acenaphthylene	R803387	JQ
WG429755		SAMP	Benzo(a)anthracene	R803387	JQ
WG429755		SAMP	Benzo(a)pyrene	R803387	JQ
WG429755		SAMP	Benzo(b)fluoranthene	R803387	JQ
WG429755		SAMP	Benzo(g,h,i)perylene	R803387	Q
WG429755		SAMP	Benzo(k)fluoranthene	R803387	Q
WG429755		SAMP	Chrysene	R803387	JQ
WG429755		SAMP	Dibenz(a,h)anthracene	R803387	Q
WG429755		SAMP	Fluoranthene	R803387	JQ
WG429755		SAMP	Fluorene	R803387	Q
WG429755		SAMP	Indeno(1,2,3-cd)pyrene	R803387	Q
WG429755		SAMP	Naphthalene	R803387	JQ
WG429755		SAMP	Phenanthrene	R803387	JQ
WG429755		SAMP	Pyrene	R803387	JQ
WG429755		SAMP	1-Methylnaphthalene	R803387	Q
WG429755		SAMP	2-Methylnaphthalene	R803387	Q
WG429755		SAMP	2-Chloronaphthalene	R803387	Q
L410484-03		WG429755	SAMP	Anthracene	R803387
	WG429755	SAMP	Acenaphthene	R803387	Q
	WG429755	SAMP	Acenaphthylene	R803387	Q
	WG429755	SAMP	Benzo(a)anthracene	R803387	JQ
	WG429755	SAMP	Benzo(a)pyrene	R803387	JQ
	WG429755	SAMP	Benzo(b)fluoranthene	R803387	JQ
	WG429755	SAMP	Benzo(g,h,i)perylene	R803387	JQ
	WG429755	SAMP	Benzo(k)fluoranthene	R803387	JQ
	WG429755	SAMP	Chrysene	R803387	JQ
	WG429755	SAMP	Dibenz(a,h)anthracene	R803387	Q
	WG429755	SAMP	Fluoranthene	R803387	JQ
	WG429755	SAMP	Fluorene	R803387	Q
	WG429755	SAMP	Indeno(1,2,3-cd)pyrene	R803387	JQ
	WG429755	SAMP	Naphthalene	R803387	Q
	WG429755	SAMP	Phenanthrene	R803387	JQ
	WG429755	SAMP	Pyrene	R803387	JQ
	WG429755	SAMP	1-Methylnaphthalene	R803387	Q
	WG429755	SAMP	2-Methylnaphthalene	R803387	Q
	WG429755	SAMP	2-Chloronaphthalene	R803387	Q
	L410484-04	WG429755	SAMP	Anthracene	R803387
WG429755		SAMP	Acenaphthene	R803387	Q
WG429755		SAMP	Acenaphthylene	R803387	Q
WG429755		SAMP	Benzo(a)anthracene	R803387	JQ
WG429755		SAMP	Benzo(a)pyrene	R803387	JQ
WG429755		SAMP	Benzo(b)fluoranthene	R803387	JQ
WG429755		SAMP	Benzo(g,h,i)perylene	R803387	Q
WG429755		SAMP	Benzo(k)fluoranthene	R803387	Q
WG429755		SAMP	Chrysene	R803387	JQ
WG429755		SAMP	Dibenz(a,h)anthracene	R803387	Q
WG429755		SAMP	Fluoranthene	R803387	JQ
WG429755		SAMP	Fluorene	R803387	Q

Attachment A
List of Analytes with QC Qualifiers

Sample Number	Work Group	Sample Type	Analyte	Run ID	Qualifier
	WG429755	SAMP	Indeno(1,2,3-cd)pyrene	R803387	Q
	WG429755	SAMP	Naphthalene	R803387	Q
	WG429755	SAMP	Phenanthrene	R803387	Q
	WG429755	SAMP	Pyrene	R803387	JQ
	WG429755	SAMP	1-Methylnaphthalene	R803387	Q
	WG429755	SAMP	2-Methylnaphthalene	R803387	Q
L410484-05	WG429755	SAMP	2-Chloronaphthalene	R803387	Q
	WG429755	SAMP	Anthracene	R803387	Q
	WG429755	SAMP	Acenaphthene	R803387	Q
	WG429755	SAMP	Acenaphthylene	R803387	Q
	WG429755	SAMP	Benzo(a)anthracene	R803387	Q
	WG429755	SAMP	Benzo(a)pyrene	R803387	Q
	WG429755	SAMP	Benzo(b)fluoranthene	R803387	Q
	WG429755	SAMP	Benzo(g,h,i)perylene	R803387	Q
	WG429755	SAMP	Benzo(k)fluoranthene	R803387	JQ
	WG429755	SAMP	Chrysene	R803387	Q
	WG429755	SAMP	Dibenz(a,h)anthracene	R803387	JQ
	WG429755	SAMP	Fluoranthene	R803387	Q
	WG429755	SAMP	Fluorene	R803387	Q
	WG429755	SAMP	Indeno(1,2,3-cd)pyrene	R803387	JQ
	WG429755	SAMP	Naphthalene	R803387	Q
	WG429755	SAMP	Phenanthrene	R803387	Q
	WG429755	SAMP	Pyrene	R803387	Q
	WG429755	SAMP	1-Methylnaphthalene	R803387	Q
	WG429755	SAMP	2-Methylnaphthalene	R803387	Q
L410484-06	WG429755	SAMP	2-Chloronaphthalene	R803387	Q
	WG429755	SAMP	Anthracene	R803387	Q
	WG429755	SAMP	Acenaphthene	R803387	Q
	WG429755	SAMP	Acenaphthylene	R803387	Q
	WG429755	SAMP	Benzo(a)anthracene	R803387	Q
	WG429755	SAMP	Benzo(a)pyrene	R803387	Q
	WG429755	SAMP	Benzo(b)fluoranthene	R803387	Q
	WG429755	SAMP	Benzo(g,h,i)perylene	R803387	Q
	WG429755	SAMP	Benzo(k)fluoranthene	R803387	Q
	WG429755	SAMP	Chrysene	R803387	Q
	WG429755	SAMP	Dibenz(a,h)anthracene	R803387	Q
	WG429755	SAMP	Fluoranthene	R803387	Q
	WG429755	SAMP	Fluorene	R803387	Q
	WG429755	SAMP	Indeno(1,2,3-cd)pyrene	R803387	Q
	WG429755	SAMP	Naphthalene	R803387	Q
	WG429755	SAMP	Phenanthrene	R803387	Q
	WG429755	SAMP	Pyrene	R803387	Q
	WG429755	SAMP	1-Methylnaphthalene	R803387	Q
	WG429755	SAMP	2-Methylnaphthalene	R803387	Q
	WG429755	SAMP	2-Chloronaphthalene	R803387	Q
L410484-07	WG429755	SAMP	Anthracene	R803387	Q
	WG429755	SAMP	Acenaphthene	R803387	Q
	WG429755	SAMP	Acenaphthylene	R803387	JQ
	WG429755	SAMP	Benzo(a)anthracene	R803387	JQ
	WG429755	SAMP	Benzo(a)pyrene	R803387	Q
	WG429755	SAMP	Benzo(b)fluoranthene	R803387	Q
	WG429755	SAMP	Benzo(g,h,i)perylene	R803387	Q
	WG429755	SAMP	Benzo(k)fluoranthene	R803387	Q
	WG429755	SAMP	Chrysene	R803387	Q
	WG429755	SAMP	Dibenz(a,h)anthracene	R803387	Q
	WG429755	SAMP	Fluoranthene	R803387	JQ
	WG429755	SAMP	Fluorene	R803387	Q
	WG429755	SAMP	Indeno(1,2,3-cd)pyrene	R803387	Q
	WG429755	SAMP	Naphthalene	R803387	Q
	WG429755	SAMP	Phenanthrene	R803387	Q
	WG429755	SAMP	Pyrene	R803387	JQ
	WG429755	SAMP	1-Methylnaphthalene	R803387	JQ
	WG429755	SAMP	2-Methylnaphthalene	R803387	Q
	WG429755	SAMP	2-Chloronaphthalene	R803387	Q
L410484-08	WG429755	SAMP	Anthracene	R803387	JQ
	WG429755	SAMP	Acenaphthene	R803387	Q
	WG429755	SAMP	Acenaphthylene	R803387	JQ
	WG429755	SAMP	Benzo(a)anthracene	R803387	Q
	WG429755	SAMP	Benzo(a)pyrene	R803387	Q
	WG429755	SAMP	Benzo(b)fluoranthene	R803387	Q

Attachment A
List of Analytes with QC Qualifiers

Sample Number	Work Group	Sample Type	Analyte	Run ID	Qualifier
	WG429755	SAMP	Benzo(g,h,i)perylene	R803387	JQ
	WG429755	SAMP	Benzo(k)fluoranthene	R803387	JQ
	WG429755	SAMP	Chrysene	R803387	Q
	WG429755	SAMP	Dibenz(a,h)anthracene	R803387	JQ
	WG429755	SAMP	Fluoranthene	R803387	Q
	WG429755	SAMP	Fluorene	R803387	JQ
	WG429755	SAMP	Indeno(1,2,3-cd)pyrene	R803387	JQ
	WG429755	SAMP	Naphthalene	R803387	JQ
	WG429755	SAMP	Phenanthrene	R803387	Q
	WG429755	SAMP	Pyrene	R803387	Q
	WG429755	SAMP	1-Methylnaphthalene	R803387	Q
	WG429755	SAMP	2-Methylnaphthalene	R803387	Q
	WG429755	SAMP	2-Chloronaphthalene	R803387	Q
L410484-09	WG429755	SAMP	Anthracene	R803387	JQ
	WG429755	SAMP	Acenaphthene	R803387	Q
	WG429755	SAMP	Acenaphthylene	R803387	JQ
	WG429755	SAMP	Benzo(a)anthracene	R803387	Q
	WG429755	SAMP	Benzo(a)pyrene	R803387	Q
	WG429755	SAMP	Benzo(b)fluoranthene	R803387	Q
	WG429755	SAMP	Benzo(g,h,i)perylene	R803387	JQ
	WG429755	SAMP	Benzo(k)fluoranthene	R803387	Q
	WG429755	SAMP	Chrysene	R803387	Q
	WG429755	SAMP	Dibenz(a,h)anthracene	R803387	JQ
	WG429755	SAMP	Fluoranthene	R803387	Q
	WG429755	SAMP	Fluorene	R803387	JQ
	WG429755	SAMP	Indeno(1,2,3-cd)pyrene	R803387	JQ
	WG429755	SAMP	Naphthalene	R803387	JQ
	WG429755	SAMP	Phenanthrene	R803387	Q
	WG429755	SAMP	Pyrene	R803387	Q
	WG429755	SAMP	1-Methylnaphthalene	R803387	JQ
	WG429755	SAMP	2-Methylnaphthalene	R803387	JQ
	WG429755	SAMP	2-Chloronaphthalene	R803387	Q
L410484-10	WG429755	SAMP	Anthracene	R803387	JQ
	WG429755	SAMP	Acenaphthene	R803387	Q
	WG429755	SAMP	Acenaphthylene	R803387	JQ
	WG429755	SAMP	Benzo(a)anthracene	R803387	Q
	WG429755	SAMP	Benzo(a)pyrene	R803387	Q
	WG429755	SAMP	Benzo(b)fluoranthene	R803387	Q
	WG429755	SAMP	Benzo(g,h,i)perylene	R803387	JQ
	WG429755	SAMP	Benzo(k)fluoranthene	R803387	Q
	WG429755	SAMP	Chrysene	R803387	Q
	WG429755	SAMP	Dibenz(a,h)anthracene	R803387	JQ
	WG429755	SAMP	Fluoranthene	R803387	Q
	WG429755	SAMP	Fluorene	R803387	JQ
	WG429755	SAMP	Indeno(1,2,3-cd)pyrene	R803387	JQ
	WG429755	SAMP	Naphthalene	R803387	Q
	WG429755	SAMP	Phenanthrene	R803387	Q
	WG429755	SAMP	Pyrene	R803387	Q
	WG429755	SAMP	1-Methylnaphthalene	R803387	JQ
	WG429755	SAMP	2-Methylnaphthalene	R803387	JQ
	WG429755	SAMP	2-Chloronaphthalene	R803387	Q
L410484-11	WG429755	SAMP	Anthracene	R803387	Q
	WG429755	SAMP	Acenaphthene	R803387	Q
	WG429755	SAMP	Acenaphthylene	R803387	Q
	WG429755	SAMP	Benzo(a)anthracene	R803387	Q
	WG429755	SAMP	Benzo(a)pyrene	R803387	Q
	WG429755	SAMP	Benzo(b)fluoranthene	R803387	Q
	WG429755	SAMP	Benzo(g,h,i)perylene	R803387	Q
	WG429755	SAMP	Benzo(k)fluoranthene	R803387	Q
	WG429755	SAMP	Chrysene	R803387	Q
	WG429755	SAMP	Dibenz(a,h)anthracene	R803387	Q
	WG429755	SAMP	Fluoranthene	R803387	Q
	WG429755	SAMP	Fluorene	R803387	Q
	WG429755	SAMP	Indeno(1,2,3-cd)pyrene	R803387	Q
	WG429755	SAMP	Naphthalene	R803387	Q
	WG429755	SAMP	Phenanthrene	R803387	Q
	WG429755	SAMP	Pyrene	R803387	Q
	WG429755	SAMP	1-Methylnaphthalene	R803387	Q
	WG429755	SAMP	2-Methylnaphthalene	R803387	Q
	WG429755	SAMP	2-Chloronaphthalene	R803387	Q

Attachment A
List of Analytes with QC Qualifiers

Sample Number	Work Group	Sample Type	Analyte	Run ID	Qualifier
L410484-12	WG429755	SAMP	Anthracene	R803387	Q
	WG429755	SAMP	Acenaphthene	R803387	Q
	WG429755	SAMP	Acenaphthylene	R803387	Q
	WG429755	SAMP	Benzo(a)anthracene	R803387	JQ
	WG429755	SAMP	Benzo(a)pyrene	R803387	Q
	WG429755	SAMP	Benzo(b)fluoranthene	R803387	Q
	WG429755	SAMP	Benzo(g,h,i)perylene	R803387	Q
	WG429755	SAMP	Benzo(k)fluoranthene	R803387	Q
	WG429755	SAMP	Chrysene	R803387	Q
	WG429755	SAMP	Dibenz(a,h)anthracene	R803387	Q
	WG429755	SAMP	Fluoranthene	R803387	Q
	WG429755	SAMP	Fluorene	R803387	Q
	WG429755	SAMP	Indeno(1,2,3-cd)pyrene	R803387	Q
	WG429755	SAMP	Naphthalene	R803387	JQ
	WG429755	SAMP	Phenanthrene	R803387	Q
	WG429755	SAMP	Pyrene	R803387	Q
	WG429755	SAMP	1-Methylnaphthalene	R803387	Q
	WG429755	SAMP	2-Methylnaphthalene	R803387	Q
	WG429755	SAMP	2-Chloronaphthalene	R803387	Q
	L410484-13	WG429757	SAMP	Anthracene	R803346
WG429757		SAMP	Acenaphthene	R803346	Q
WG429757		SAMP	Acenaphthylene	R803346	JQ
WG429757		SAMP	Benzo(a)anthracene	R803346	Q
WG429757		SAMP	Benzo(a)pyrene	R803346	JQJ3
WG429757		SAMP	Benzo(b)fluoranthene	R803346	JQ
WG429757		SAMP	Benzo(g,h,i)perylene	R803346	JQJ3
WG429757		SAMP	Benzo(k)fluoranthene	R803346	JQ
WG429757		SAMP	Chrysene	R803346	JQ
WG429757		SAMP	Dibenz(a,h)anthracene	R803346	Q
WG429757		SAMP	Fluoranthene	R803346	Q
WG429757		SAMP	Fluorene	R803346	Q
WG429757		SAMP	Indeno(1,2,3-cd)pyrene	R803346	JQ
WG429757		SAMP	Naphthalene	R803346	JQ
WG429757		SAMP	Phenanthrene	R803346	Q
WG429757		SAMP	Pyrene	R803346	Q
WG429757		SAMP	1-Methylnaphthalene	R803346	Q
WG429757		SAMP	2-Methylnaphthalene	R803346	JQ
WG429757		SAMP	2-Chloronaphthalene	R803346	Q
L410484-14		WG429757	SAMP	Anthracene	R803346
	WG429757	SAMP	Acenaphthene	R803346	Q
	WG429757	SAMP	Acenaphthylene	R803346	Q
	WG429757	SAMP	Benzo(a)anthracene	R803346	Q
	WG429757	SAMP	Benzo(a)pyrene	R803346	QJ3
	WG429757	SAMP	Benzo(b)fluoranthene	R803346	Q
	WG429757	SAMP	Benzo(g,h,i)perylene	R803346	QJ3
	WG429757	SAMP	Benzo(k)fluoranthene	R803346	Q
	WG429757	SAMP	Chrysene	R803346	Q
	WG429757	SAMP	Dibenz(a,h)anthracene	R803346	Q
	WG429757	SAMP	Fluoranthene	R803346	Q
	WG429757	SAMP	Fluorene	R803346	Q
	WG429757	SAMP	Indeno(1,2,3-cd)pyrene	R803346	Q
	WG429757	SAMP	Naphthalene	R803346	Q
	WG429757	SAMP	Phenanthrene	R803346	Q
	WG429757	SAMP	Pyrene	R803346	Q
	WG429757	SAMP	1-Methylnaphthalene	R803346	Q
	WG429757	SAMP	2-Methylnaphthalene	R803346	Q
	WG429757	SAMP	2-Chloronaphthalene	R803346	Q
	L410484-15	WG429757	SAMP	Anthracene	R803346
WG429757		SAMP	Acenaphthene	R803346	Q
WG429757		SAMP	Acenaphthylene	R803346	Q
WG429757		SAMP	Benzo(a)anthracene	R803346	Q
WG429757		SAMP	Benzo(a)pyrene	R803346	QJ3
WG429757		SAMP	Benzo(b)fluoranthene	R803346	Q
WG429757		SAMP	Benzo(g,h,i)perylene	R803346	QJ3
WG429757		SAMP	Benzo(k)fluoranthene	R803346	Q
WG429757		SAMP	Chrysene	R803346	Q
WG429757		SAMP	Dibenz(a,h)anthracene	R803346	Q
WG429757		SAMP	Fluoranthene	R803346	Q
WG429757		SAMP	Fluorene	R803346	Q
WG429757		SAMP	Indeno(1,2,3-cd)pyrene	R803346	Q

Attachment A
List of Analytes with QC Qualifiers

Sample Number	Work Group	Sample Type	Analyte	Run ID	Qualifier
	WG429757	SAMP	Naphthalene	R803346	Q
	WG429757	SAMP	Phenanthrene	R803346	Q
	WG429757	SAMP	Pyrene	R803346	Q
	WG429757	SAMP	1-Methylnaphthalene	R803346	Q
	WG429757	SAMP	2-Methylnaphthalene	R803346	Q
	WG429757	SAMP	2-Chloronaphthalene	R803346	Q
L410484-16	WG429757	SAMP	Anthracene	R803346	Q
	WG429757	SAMP	Acenaphthene	R803346	Q
	WG429757	SAMP	Acenaphthylene	R803346	Q
	WG429757	SAMP	Benzo(a)anthracene	R803346	Q
	WG429757	SAMP	Benzo(a)pyrene	R803346	QJ3
	WG429757	SAMP	Benzo(b)fluoranthene	R803346	Q
	WG429757	SAMP	Benzo(g,h,i)perylene	R803346	QJ3
	WG429757	SAMP	Benzo(k)fluoranthene	R803346	Q
	WG429757	SAMP	Chrysene	R803346	Q
	WG429757	SAMP	Dibenz(a,h)anthracene	R803346	Q
	WG429757	SAMP	Fluoranthene	R803346	Q
	WG429757	SAMP	Fluorene	R803346	Q
	WG429757	SAMP	Indeno(1,2,3-cd)pyrene	R803346	Q
	WG429757	SAMP	Naphthalene	R803346	Q
	WG429757	SAMP	Phenanthrene	R803346	Q
	WG429757	SAMP	Pyrene	R803346	Q
	WG429757	SAMP	1-Methylnaphthalene	R803346	Q
	WG429757	SAMP	2-Methylnaphthalene	R803346	Q
L410484-17	WG429757	SAMP	2-Chloronaphthalene	R803346	Q
	WG429757	SAMP	Anthracene	R803346	Q
	WG429757	SAMP	Acenaphthene	R803346	Q
	WG429757	SAMP	Acenaphthylene	R803346	Q
	WG429757	SAMP	Benzo(a)anthracene	R803346	Q
	WG429757	SAMP	Benzo(a)pyrene	R803346	QJ3
	WG429757	SAMP	Benzo(b)fluoranthene	R803346	Q
	WG429757	SAMP	Benzo(g,h,i)perylene	R803346	QJ3
	WG429757	SAMP	Benzo(k)fluoranthene	R803346	Q
	WG429757	SAMP	Chrysene	R803346	Q
	WG429757	SAMP	Dibenz(a,h)anthracene	R803346	Q
	WG429757	SAMP	Fluoranthene	R803346	Q
	WG429757	SAMP	Fluorene	R803346	Q
	WG429757	SAMP	Indeno(1,2,3-cd)pyrene	R803346	Q
	WG429757	SAMP	Naphthalene	R803346	Q
	WG429757	SAMP	Phenanthrene	R803346	Q
	WG429757	SAMP	Pyrene	R803346	Q
	WG429757	SAMP	1-Methylnaphthalene	R803346	Q
	WG429757	SAMP	2-Methylnaphthalene	R803346	Q
L410484-18	WG429757	SAMP	2-Chloronaphthalene	R803346	Q
	WG429757	SAMP	Anthracene	R803346	Q
	WG429757	SAMP	Acenaphthene	R803346	Q
	WG429757	SAMP	Acenaphthylene	R803346	Q
	WG429757	SAMP	Benzo(a)anthracene	R803346	Q
	WG429757	SAMP	Benzo(a)pyrene	R803346	QJ3
	WG429757	SAMP	Benzo(b)fluoranthene	R803346	Q
	WG429757	SAMP	Benzo(g,h,i)perylene	R803346	QJ3
	WG429757	SAMP	Benzo(k)fluoranthene	R803346	Q
	WG429757	SAMP	Chrysene	R803346	Q
	WG429757	SAMP	Dibenz(a,h)anthracene	R803346	Q
	WG429757	SAMP	Fluoranthene	R803346	Q
	WG429757	SAMP	Fluorene	R803346	Q
	WG429757	SAMP	Indeno(1,2,3-cd)pyrene	R803346	Q
	WG429757	SAMP	Naphthalene	R803346	Q
	WG429757	SAMP	Phenanthrene	R803346	Q
	WG429757	SAMP	Pyrene	R803346	Q
	WG429757	SAMP	1-Methylnaphthalene	R803346	Q
	WG429757	SAMP	2-Methylnaphthalene	R803346	Q
L410484-19	WG429757	SAMP	2-Chloronaphthalene	R803346	Q
	WG429757	SAMP	Anthracene	R803346	Q
	WG429757	SAMP	Acenaphthene	R803346	Q
	WG429757	SAMP	Acenaphthylene	R803346	Q
	WG429757	SAMP	Benzo(a)anthracene	R803346	Q
	WG429757	SAMP	Benzo(a)pyrene	R803346	QJ3
	WG429757	SAMP	Benzo(b)fluoranthene	R803346	Q
	WG429757	SAMP	Benzo(g,h,i)perylene	R803346	QJ3

Attachment A
List of Analytes with QC Qualifiers

Sample Number	Work Group	Sample Type	Analyte	Run ID	Qualifier
	WG429757	SAMP	Benzo(k)fluoranthene	R803346	Q
	WG429757	SAMP	Chrysene	R803346	Q
	WG429757	SAMP	Dibenz(a,h)anthracene	R803346	Q
	WG429757	SAMP	Fluoranthene	R803346	Q
	WG429757	SAMP	Fluorene	R803346	JQ
	WG429757	SAMP	Indeno(1,2,3-cd)pyrene	R803346	Q
	WG429757	SAMP	Naphthalene	R803346	JQ
	WG429757	SAMP	Phenanthrene	R803346	JQ
	WG429757	SAMP	Pyrene	R803346	Q
	WG429757	SAMP	1-Methylnaphthalene	R803346	JQ
	WG429757	SAMP	2-Methylnaphthalene	R803346	JQ
L410484-20	WG429757	SAMP	2-Chloronaphthalene	R803346	Q
	WG429757	SAMP	Anthracene	R803346	Q
	WG429757	SAMP	Acenaphthene	R803346	Q
	WG429757	SAMP	Acenaphthylene	R803346	Q
	WG429757	SAMP	Benzo(a)anthracene	R803346	Q
	WG429757	SAMP	Benzo(a)pyrene	R803346	QJ3
	WG429757	SAMP	Benzo(b)fluoranthene	R803346	Q
	WG429757	SAMP	Benzo(g,h,i)perylene	R803346	QJ3
	WG429757	SAMP	Benzo(k)fluoranthene	R803346	Q
	WG429757	SAMP	Chrysene	R803346	Q
	WG429757	SAMP	Dibenz(a,h)anthracene	R803346	Q
	WG429757	SAMP	Fluoranthene	R803346	Q
	WG429757	SAMP	Fluorene	R803346	Q
	WG429757	SAMP	Indeno(1,2,3-cd)pyrene	R803346	Q
	WG429757	SAMP	Naphthalene	R803346	Q
	WG429757	SAMP	Phenanthrene	R803346	Q
	WG429757	SAMP	Pyrene	R803346	Q
	WG429757	SAMP	1-Methylnaphthalene	R803346	Q
	WG429757	SAMP	2-Methylnaphthalene	R803346	Q
L410484-21	WG429757	SAMP	2-Chloronaphthalene	R803346	Q
	WG429757	SAMP	Anthracene	R803346	Q
	WG429757	SAMP	Acenaphthene	R803346	Q
	WG429757	SAMP	Acenaphthylene	R803346	Q
	WG429757	SAMP	Benzo(a)anthracene	R803346	Q
	WG429757	SAMP	Benzo(a)pyrene	R803346	QJ3
	WG429757	SAMP	Benzo(b)fluoranthene	R803346	Q
	WG429757	SAMP	Benzo(g,h,i)perylene	R803346	QJ3
	WG429757	SAMP	Benzo(k)fluoranthene	R803346	Q
	WG429757	SAMP	Chrysene	R803346	Q
	WG429757	SAMP	Dibenz(a,h)anthracene	R803346	Q
	WG429757	SAMP	Fluoranthene	R803346	Q
	WG429757	SAMP	Fluorene	R803346	Q
	WG429757	SAMP	Indeno(1,2,3-cd)pyrene	R803346	Q
	WG429757	SAMP	Naphthalene	R803346	Q
	WG429757	SAMP	Phenanthrene	R803346	Q
	WG429757	SAMP	Pyrene	R803346	JQ
	WG429757	SAMP	1-Methylnaphthalene	R803346	Q
	WG429757	SAMP	2-Methylnaphthalene	R803346	Q
L410484-22	WG429757	SAMP	2-Chloronaphthalene	R803346	Q
	WG429757	SAMP	Anthracene	R803346	Q
	WG429757	SAMP	Acenaphthene	R803346	JQ
	WG429757	SAMP	Acenaphthylene	R803346	Q
	WG429757	SAMP	Benzo(a)anthracene	R803346	Q
	WG429757	SAMP	Benzo(a)pyrene	R803346	J3Q
	WG429757	SAMP	Benzo(b)fluoranthene	R803346	Q
	WG429757	SAMP	Benzo(g,h,i)perylene	R803346	J3Q
	WG429757	SAMP	Benzo(k)fluoranthene	R803346	Q
	WG429757	SAMP	Chrysene	R803346	Q
	WG429757	SAMP	Dibenz(a,h)anthracene	R803346	Q
	WG429757	SAMP	Fluoranthene	R803346	Q
	WG429757	SAMP	Fluorene	R803346	Q
	WG429757	SAMP	Indeno(1,2,3-cd)pyrene	R803346	Q
	WG429757	SAMP	Naphthalene	R803346	Q
	WG429757	SAMP	Phenanthrene	R803346	JQ
	WG429757	SAMP	Pyrene	R803346	Q
	WG429757	SAMP	1-Methylnaphthalene	R803346	Q
	WG429757	SAMP	2-Methylnaphthalene	R803346	Q
L410484-24	WG429757	SAMP	2-Chloronaphthalene	R803346	Q
	WG429757	SAMP	Anthracene	R803346	Q

Attachment A
List of Analytes with QC Qualifiers

Sample Number	Work Group	Sample Type	Analyte	Run ID	Qualifier
	WG429757	SAMP	Acenaphthene	R803346	Q
	WG429757	SAMP	Acenaphthylene	R803346	Q
	WG429757	SAMP	Benzo(a)anthracene	R803346	Q
	WG429757	SAMP	Benzo(a)pyrene	R803346	J3Q
	WG429757	SAMP	Benzo(b)fluoranthene	R803346	Q
	WG429757	SAMP	Benzo(g,h,i)perylene	R803346	J3Q
	WG429757	SAMP	Benzo(k)fluoranthene	R803346	Q
	WG429757	SAMP	Chrysene	R803346	Q
	WG429757	SAMP	Dibenz(a,h)anthracene	R803346	Q
	WG429757	SAMP	Fluoranthene	R803346	Q
	WG429757	SAMP	Fluorene	R803346	Q
	WG429757	SAMP	Indeno(1,2,3-cd)pyrene	R803346	Q
	WG429757	SAMP	Naphthalene	R803346	EQ
	WG429757	SAMP	Phenanthrene	R803346	Q
	WG429757	SAMP	Pyrene	R803346	Q
	WG429757	SAMP	1-Methylnaphthalene	R803346	Q
	WG429757	SAMP	2-Methylnaphthalene	R803346	Q
	WG429757	SAMP	2-Chloronaphthalene	R803346	Q
	WG429757	SAMP	Nitrobenzene-d5	R803346	J2

Attachment B
Explanation of QC Qualifier Codes

Qualifier	Meaning
Q	(ESC) Sample held beyond the accepted holding time.
E	GTL (EPA) - Greater than upper calibration limit: Actual value is known to be greater than the upper calibration range.
J2	Surrogate recovery limits have been exceeded; values are outside lower control limits
J3	The associated batch QC was outside the established quality control range for precision.

Qualifier Report Information

ESC utilizes sample and result qualifiers as set forth by the EPA Contract Laboratory Program and as required by most certifying bodies including NELAC. In addition to the EPA qualifiers adopted by ESC, we have implemented ESC qualifiers to provide more information pertaining to our analytical results. Each qualifier is designated in the qualifier explanation as either EPA or ESC. Data qualifiers are intended to provide the ESC client with more detailed information concerning the potential bias of reported data. Because of the wide range of constituents and variety of matrices incorporated by most EPA methods, it is common for some compounds to fall outside of established ranges. These exceptions are evaluated and all reported data is valid and useable unless qualified as 'R' (Rejected).

Definitions

- Accuracy - The relationship of the observed value of a known sample to the true value of a known sample. Represented by percent recovery and relevant to samples such as: control samples, matrix spike recoveries, surrogate recoveries, etc.
- Precision - The agreement between a set of samples or between duplicate samples. Relates to how close together the results are and is represented by Relative Percent Difference.
- Surrogate - Organic compounds that are similar in chemical composition, extraction, and chromatography to analytes of interest. The surrogates are used to determine the probable response of the group of analytes that are chemically related to the surrogate compound. Surrogates are added to the sample and carried through all stages of preparation and analyses.
- TIC - Tentatively Identified Compound: Compounds detected in samples that are not target compounds, internal standards, system monitoring compounds, or surrogates.

Summary of Remarks For Samples Printed
07/08/09 at 17:05:04

TSR Signing Reports: 358
R5 - Desired TAT

Log all arsenic gw samples as ASG.

Sample: L410484-01 Account: SLRWLOR Received: 06/02/09 09:00 Due Date: 07/08/09 00:00 RPT Date: 07/08/09 17:04
Deleted -23 sample was disposed. AV 7/7Run out of hold and qualify. Relogged from L405290-01
Sample: L410484-02 Account: SLRWLOR Received: 06/02/09 09:00 Due Date: 07/08/09 00:00 RPT Date: 07/08/09 17:04
Run out of hold and qualify. Relogged from L405290-02
Sample: L410484-03 Account: SLRWLOR Received: 06/02/09 09:00 Due Date: 07/08/09 00:00 RPT Date: 07/08/09 17:04
Run out of hold and qualify. Relogged from L405290-05
Sample: L410484-04 Account: SLRWLOR Received: 06/02/09 09:00 Due Date: 07/08/09 00:00 RPT Date: 07/08/09 17:04
Run out of hold and qualify. Relogged from L405290-07
Sample: L410484-05 Account: SLRWLOR Received: 05/23/09 09:00 Due Date: 07/08/09 00:00 RPT Date: 07/08/09 17:04
Run out of hold and qualify. Relogged from L404245-02
Sample: L410484-06 Account: SLRWLOR Received: 05/23/09 09:00 Due Date: 07/08/09 00:00 RPT Date: 07/08/09 17:04
Run out of hold and qualify. Relogged from L404245-03
Sample: L410484-07 Account: SLRWLOR Received: 05/23/09 09:00 Due Date: 07/08/09 00:00 RPT Date: 07/08/09 17:04
Run out of hold and qualify. Relogged from L404245-05
Sample: L410484-08 Account: SLRWLOR Received: 05/23/09 09:00 Due Date: 07/08/09 00:00 RPT Date: 07/08/09 17:04
Run out of hold and qualify. Relogged from L404245-08
Sample: L410484-09 Account: SLRWLOR Received: 05/23/09 09:00 Due Date: 07/08/09 00:00 RPT Date: 07/08/09 17:04
Run out of hold and qualify. Relogged from L404245-10
Sample: L410484-10 Account: SLRWLOR Received: 05/23/09 09:00 Due Date: 07/08/09 00:00 RPT Date: 07/08/09 17:04
Run out of hold and qualify. Relogged from L408084-01
Sample: L410484-11 Account: SLRWLOR Received: 05/22/09 09:00 Due Date: 07/08/09 00:00 RPT Date: 07/08/09 17:04
Run out of hold and qualify. Relogged from L403960-03
Sample: L410484-12 Account: SLRWLOR Received: 05/21/09 09:00 Due Date: 07/08/09 00:00 RPT Date: 07/08/09 17:04
Run out of hold and qualify. Relogged from L403630-03
Sample: L410484-13 Account: SLRWLOR Received: 06/02/09 09:00 Due Date: 07/08/09 00:00 RPT Date: 07/08/09 17:04
Run out of hold and qualify. Relogged from L405290-02
Sample: L410484-14 Account: SLRWLOR Received: 06/02/09 09:00 Due Date: 07/08/09 00:00 RPT Date: 07/08/09 17:04
Run out of hold and qualify. Relogged from L405290-04
Sample: L410484-15 Account: SLRWLOR Received: 06/02/09 09:00 Due Date: 07/08/09 00:00 RPT Date: 07/08/09 17:04
Run out of hold and qualify. Relogged from L405290-06
Sample: L410484-16 Account: SLRWLOR Received: 06/02/09 09:00 Due Date: 07/08/09 00:00 RPT Date: 07/08/09 17:04
Run out of hold and qualify. Relogged from L405290-08
Sample: L410484-17 Account: SLRWLOR Received: 05/23/09 09:00 Due Date: 07/08/09 00:00 RPT Date: 07/08/09 17:04
Run out of hold and qualify. Relogged from L404245-01
Sample: L410484-18 Account: SLRWLOR Received: 05/23/09 09:00 Due Date: 07/08/09 00:00 RPT Date: 07/08/09 17:04
Run out of hold and qualify. Relogged from L404245-04
Sample: L410484-19 Account: SLRWLOR Received: 05/23/09 09:00 Due Date: 07/08/09 00:00 RPT Date: 07/08/09 17:04
Run out of hold and qualify. Relogged from L404245-06
Sample: L410484-20 Account: SLRWLOR Received: 05/23/09 09:00 Due Date: 07/08/09 00:00 RPT Date: 07/08/09 17:04
Run out of hold and qualify. Relogged from L404245-07
Sample: L410484-21 Account: SLRWLOR Received: 05/23/09 09:00 Due Date: 07/08/09 00:00 RPT Date: 07/08/09 17:04
Run out of hold and qualify. Relogged from L404245-09
Sample: L410484-22 Account: SLRWLOR Received: 05/23/09 09:00 Due Date: 07/08/09 00:00 RPT Date: 07/08/09 17:04
Run out of hold and qualify. Relogged from L404245-11
Sample: L410484-24 Account: SLRWLOR Received: 05/21/09 09:00 Due Date: 07/08/09 00:00 RPT Date: 07/08/09 17:04
Run out of hold and qualify. Relogged from L403630-04/05



**ENVIRONMENTAL
SCIENCE CORP.**

12065 Lebanon Rd.
Mt. Juliet, TN 37122
(615) 758-5858
1-800-767-5859
Fax (615) 758-5859

Tax I.D. 62-0814289

Est. 1970

SLR International Corp. - West Linn, OR
Chris Kramer
1800 Blankenship Road, Suite 440
West Linn, OR 97068

Quality Assurance Report
Level II

July 08, 2009

L410484

Analyte	Result	Laboratory Blank		Limit	Batch	Date Analyzed
		Units	% Rec			
Total Solids	< .1	%			WG423156	05/26/09 10:57
Total Solids	< .1	%			WG423412	05/27/09 10:30
Total Solids	< .1	%			WG423815	05/29/09 10:51
Total Solids	< .1	%			WG424700	06/04/09 10:17
Total Solids	< .1	%			WG425899	06/11/09 09:00
1-Methylnaphthalene	< .33	ppm			WG429755	07/03/09 13:52
2-Chloronaphthalene	< .33	ppm			WG429755	07/03/09 13:52
2-Methylnaphthalene	< .33	ppm			WG429755	07/03/09 13:52
Acenaphthene	< .33	ppm			WG429755	07/03/09 13:52
Acenaphthylene	< .33	ppm			WG429755	07/03/09 13:52
Anthracene	< .33	ppm			WG429755	07/03/09 13:52
Benzo(a)anthracene	< .33	ppm			WG429755	07/03/09 13:52
Benzo(a)pyrene	< .33	ppm			WG429755	07/03/09 13:52
Benzo(b)fluoranthene	< .33	ppm			WG429755	07/03/09 13:52
Benzo(g,h,i)perylene	< .33	ppm			WG429755	07/03/09 13:52
Benzo(k)fluoranthene	< .33	ppm			WG429755	07/03/09 13:52
Chrysene	< .33	ppm			WG429755	07/03/09 13:52
Dibenz(a,h)anthracene	< .33	ppm			WG429755	07/03/09 13:52
Fluoranthene	< .33	ppm			WG429755	07/03/09 13:52
Fluorene	< .33	ppm			WG429755	07/03/09 13:52
Indeno(1,2,3-cd)pyrene	< .33	ppm			WG429755	07/03/09 13:52
Naphthalene	< .33	ppm			WG429755	07/03/09 13:52
Phenanthrene	< .33	ppm			WG429755	07/03/09 13:52
Pyrene	< .33	ppm			WG429755	07/03/09 13:52
2-Fluorobiphenyl		% Rec.	86.97	30-120	WG429755	07/03/09 13:52
Nitrobenzene-d5		% Rec.	87.11	18-119	WG429755	07/03/09 13:52
p-Terphenyl-d14		% Rec.	100.8	23-143	WG429755	07/03/09 13:52
1-Methylnaphthalene	< .01	ppm			WG429757	07/03/09 12:11
2-Chloronaphthalene	< .01	ppm			WG429757	07/03/09 12:11
2-Methylnaphthalene	< .01	ppm			WG429757	07/03/09 12:11
Acenaphthene	< .01	ppm			WG429757	07/03/09 12:11
Acenaphthylene	< .01	ppm			WG429757	07/03/09 12:11
Anthracene	< .01	ppm			WG429757	07/03/09 12:11
Benzo(a)anthracene	< .01	ppm			WG429757	07/03/09 12:11
Benzo(a)pyrene	< .01	ppm			WG429757	07/03/09 12:11
Benzo(b)fluoranthene	< .01	ppm			WG429757	07/03/09 12:11
Benzo(g,h,i)perylene	< .01	ppm			WG429757	07/03/09 12:11
Benzo(k)fluoranthene	< .01	ppm			WG429757	07/03/09 12:11
Chrysene	< .01	ppm			WG429757	07/03/09 12:11
Dibenz(a,h)anthracene	< .01	ppm			WG429757	07/03/09 12:11
Fluoranthene	< .01	ppm			WG429757	07/03/09 12:11
Fluorene	< .01	ppm			WG429757	07/03/09 12:11
Indeno(1,2,3-cd)pyrene	< .01	ppm			WG429757	07/03/09 12:11
Naphthalene	< .01	ppm			WG429757	07/03/09 12:11
Phenanthrene	< .01	ppm			WG429757	07/03/09 12:11
Pyrene	< .01	ppm			WG429757	07/03/09 12:11
2-Fluorobiphenyl		% Rec.	78.70	26-122	WG429757	07/03/09 12:11

* Performance of this Analyte is outside of established criteria.

For additional information, please see Attachment A 'List of Analytes with QC Qualifiers.'



**ENVIRONMENTAL
SCIENCE CORP.**

12065 Lebanon Rd.
Mt. Juliet, TN 37122
(615) 758-5858
1-800-767-5859
Fax (615) 758-5859

Tax I.D. 62-0814289

Est. 1970

SLR International Corp. - West Linn, OR
Chris Kramer
1800 Blankenship Road, Suite 440
West Linn, OR 97068

Quality Assurance Report
Level II

L410484

July 08, 2009

Analyte	Units	Duplicate		RPD	Limit	Ref Samp	Batch
		Result	Duplicate				
Nitrobenzene-d5		% Rec.	76.92		12-120	07/03/09	12:11
p-Terphenyl-d14		% Rec.	95.05		34-149	07/03/09	12:11

Analyte	Units	Duplicate		RPD	Limit	Ref Samp	Batch
		Result	Duplicate				
Total Solids	%	91.1	91.0	0.101	5	L403666-01	WG423156
Total Solids	%	93.4	94.0	0.672	5	L403960-03	WG423412
Total Solids	%	84.9	83.8	1.26	5	L404245-03	WG423815
Total Solids	%	93.4	91.3	2.29	5	L405290-07	WG424700
Total Solids	%	82.4	83.6	1.43	5	L406609-02	WG425899

Analyte	Units	Laboratory Control Sample		% Rec	Limit	Batch
		Known Val	Result			
Total Solids	%	50	50.0	100.	85-115	WG423156
Total Solids	%	50	50.0	100.	85-115	WG423412
Total Solids	%	50	50.0	100.	85-115	WG423815
Total Solids	%	50	50.0	100.	85-115	WG424700
Total Solids	%	50	50.2	100.	85-115	WG425899
1-Methylnaphthalene	ppm	.033	0.0262	79.3	41-110	WG429755
2-Chloronaphthalene	ppm	.033	0.0273	82.7	43-109	WG429755
2-Methylnaphthalene	ppm	.033	0.0266	80.6	38-104	WG429755
Acenaphthene	ppm	.033	0.0280	84.7	48-103	WG429755
Acenaphthylene	ppm	.033	0.0277	84.1	43-106	WG429755
Anthracene	ppm	.033	0.0281	85.2	51-110	WG429755
Benzo(a)anthracene	ppm	.033	0.0304	92.1	38-126	WG429755
Benzo(a)pyrene	ppm	.033	0.0299	90.7	47-118	WG429755
Benzo(b)fluoranthene	ppm	.033	0.0292	88.4	47-118	WG429755
Benzo(g,h,i)perylene	ppm	.033	0.0306	92.9	40-125	WG429755
Benzo(k)fluoranthene	ppm	.033	0.0349	106.	45-121	WG429755
Chrysene	ppm	.033	0.0302	91.6	35-135	WG429755
Dibenz(a,h)anthracene	ppm	.033	0.0301	91.2	41-124	WG429755
Fluoranthene	ppm	.033	0.0283	85.7	50-114	WG429755
Fluorene	ppm	.033	0.0293	88.8	49-109	WG429755
Indeno(1,2,3-cd)pyrene	ppm	.033	0.0291	88.2	40-126	WG429755
Naphthalene	ppm	.033	0.0247	74.9	36-100	WG429755
Phenanthrene	ppm	.033	0.0276	83.6	46-108	WG429755
Pyrene	ppm	.033	0.0298	90.4	30-136	WG429755
2-Fluorobiphenyl				82.99	30-120	WG429755
Nitrobenzene-d5				76.59	18-119	WG429755

* Performance of this Analyte is outside of established criteria.

For additional information, please see Attachment A 'List of Analytes with QC Qualifiers.'



**ENVIRONMENTAL
SCIENCE CORP.**

12065 Lebanon Rd.
Mt. Juliet, TN 37122
(615) 758-5858
1-800-767-5859
Fax (615) 758-5859

Tax I.D. 62-0814289

Est. 1970

SLR International Corp. - West Linn, OR
Chris Kramer
1800 Blankenship Road, Suite 440
West Linn, OR 97068

Quality Assurance Report
Level II

July 08, 2009

L410484

Analyte	Units	Laboratory Control Sample		% Rec	Limit	Batch
		Known Val	Result			
p-Terphenyl-d14				96.71	23-143	
1-Methylnaphthalene	ppm	.001	0.000741	74.1	30-123	WG429757
2-Chloronaphthalene	ppm	.001	0.000766	76.6	34-120	WG429757
2-Methylnaphthalene	ppm	.001	0.000794	79.4	29-116	WG429757
Acenaphthene	ppm	.001	0.000756	75.6	40-113	WG429757
Acenaphthylene	ppm	.001	0.000779	77.9	36-115	WG429757
Anthracene	ppm	.001	0.000819	81.9	45-118	WG429757
Benzo(a)anthracene	ppm	.001	0.000850	85.0	36-129	WG429757
Benzo(a)pyrene	ppm	.001	0.000795	79.5	44-124	WG429757
Benzo(b)fluoranthene	ppm	.001	0.000838	83.8	43-126	WG429757
Benzo(g,h,i)perylene	ppm	.001	0.000805	80.5	39-128	WG429757
Benzo(k)fluoranthene	ppm	.001	0.000894	89.4	44-127	WG429757
Chrysene	ppm	.001	0.000820	82.0	36-137	WG429757
Dibenz(a,h)anthracene	ppm	.001	0.000811	81.1	39-129	WG429757
Fluoranthene	ppm	.001	0.000792	79.2	45-123	WG429757
Fluorene	ppm	.001	0.000813	81.3	41-118	WG429757
Indeno(1,2,3-cd)pyrene	ppm	.001	0.000799	79.9	39-129	WG429757
Naphthalene	ppm	.001	0.000732	73.2	26-111	WG429757
Phenanthrene	ppm	.001	0.000788	78.8	41-116	WG429757
Pyrene	ppm	.001	0.000803	80.3	32-136	WG429757
2-Fluorobiphenyl				71.69	26-122	WG429757
Nitrobenzene-d5				63.75	12-120	WG429757
p-Terphenyl-d14				83.97	34-149	WG429757

Analyte	Units	Laboratory Control Sample Duplicate			Limit	RPD	Limit	Batch
		Result	Ref	%Rec				
1-Methylnaphthalene	ppm	0.0287	0.0262	87.0	41-110	9.41	24	WG429755
2-Chloronaphthalene	ppm	0.0296	0.0273	90.0	43-109	8.15	21	WG429755
2-Methylnaphthalene	ppm	0.0304	0.0266	92.0	38-104	13.3	24	WG429755
Acenaphthene	ppm	0.0306	0.0280	93.0	48-103	9.12	20	WG429755
Acenaphthylene	ppm	0.0302	0.0277	91.0	43-106	8.36	20	WG429755
Anthracene	ppm	0.0336	0.0281	102.	51-110	17.9	22	WG429755
Benzo(a)anthracene	ppm	0.0325	0.0304	99.0	38-126	6.72	20	WG429755
Benzo(a)pyrene	ppm	0.0330	0.0299	100.	47-118	9.59	20	WG429755
Benzo(b)fluoranthene	ppm	0.0345	0.0292	104.	47-118	16.6	29	WG429755
Benzo(g,h,i)perylene	ppm	0.0308	0.0306	93.0	40-125	0.581	20	WG429755
Benzo(k)fluoranthene	ppm	0.0309	0.0349	94.0	45-121	12.2	31	WG429755
Chrysene	ppm	0.0291	0.0302	88.0	35-135	3.92	20	WG429755
Dibenz(a,h)anthracene	ppm	0.0310	0.0301	94.0	41-124	2.96	20	WG429755
Fluoranthene	ppm	0.0328	0.0283	99.0	50-114	14.8	20	WG429755
Fluorene	ppm	0.0324	0.0293	98.0	49-109	10.1	19	WG429755
Indeno(1,2,3-cd)pyrene	ppm	0.0307	0.0291	93.0	40-126	5.33	20	WG429755
Naphthalene	ppm	0.0276	0.0247	84.0	36-100	11.0	24	WG429755
Phenanthrene	ppm	0.0324	0.0276	98.0	46-108	16.2	21	WG429755
Pyrene	ppm	0.0299	0.0298	91.0	30-136	0.300	20	WG429755
2-Fluorobiphenyl				84.76	30-120			WG429755
Nitrobenzene-d5				81.48	18-119			WG429755
p-Terphenyl-d14				97.46	23-143			WG429755

1-Methylnaphthalene	ppm	0.000919	0.000741	92.0	30-123	21.5	32	WG429757
2-Chloronaphthalene	ppm	0.000920	0.000766	92.0	34-120	18.3	30	WG429757
2-Methylnaphthalene	ppm	0.000949	0.000794	95.0	29-116	17.8	31	WG429757
Acenaphthene	ppm	0.000881	0.000756	88.0	40-113	15.3	25	WG429757
Acenaphthylene	ppm	0.000926	0.000779	93.0	36-115	17.2	25	WG429757
Anthracene	ppm	0.000975	0.000819	98.0	45-118	17.5	26	WG429757
Benzo(a)anthracene	ppm	0.00106	0.000850	106.	36-129	22.4	26	WG429757
Benzo(a)pyrene	ppm	0.00104	0.000795	104.	44-124	26.9*	21	WG429757

* Performance of this Analyte is outside of established criteria.

For additional information, please see Attachment A 'List of Analytes with QC Qualifiers.'



**ENVIRONMENTAL
SCIENCE CORP.**

12065 Lebanon Rd.
Mt. Juliet, TN 37122
(615) 758-5858
1-800-767-5859
Fax (615) 758-5859

Tax I.D. 62-0814289

Est. 1970

SLR International Corp. - West Linn, OR
Chris Kramer
1800 Blankenship Road, Suite 440
West Linn, OR 97068

Quality Assurance Report
Level II

L410484

July 08, 2009

Analyte	Units	Laboratory Control		Sample Duplicate	Limit	RPD	Limit	Batch
		Result	Ref	%Rec				
Benzo(b)fluoranthene	ppm	0.000939	0.000838	94.0	43-126	11.4	38	WG429757
Benzo(g,h,i)perylene	ppm	0.000988	0.000805	99.0	39-128	20.4*	20	WG429757
Benzo(k)fluoranthene	ppm	0.00115	0.000894	115.	44-127	25.4	39	WG429757
Chrysene	ppm	0.000901	0.000820	90.0	36-137	9.42	22	WG429757
Dibenz(a,h)anthracene	ppm	0.000976	0.000811	98.0	39-129	18.5	20	WG429757
Fluoranthene	ppm	0.000968	0.000792	97.0	45-123	20.1	25	WG429757
Fluorene	ppm	0.000929	0.000813	93.0	41-118	13.4	26	WG429757
Indeno(1,2,3-cd)pyrene	ppm	0.000976	0.000799	98.0	39-129	20.0	20	WG429757
Naphthalene	ppm	0.000898	0.000732	90.0	26-111	20.4	32	WG429757
Phenanthrene	ppm	0.000945	0.000788	94.0	41-116	18.1	25	WG429757
Pyrene	ppm	0.000969	0.000803	97.0	32-136	18.7	22	WG429757
2-Fluorobiphenyl				84.99	26-122			WG429757
Nitrobenzene-d5				83.88	12-120			WG429757
p-Terphenyl-d14				96.59	34-149			WG429757

Batch number /Run number / Sample number cross reference

WG423156: R755495: L410484-12
 WG423412: R755626: L410484-11
 WG423815: R761468: L410484-05 06 07 08 09
 WG424700: R772013: L410484-01 02 03 04
 WG425899: R779486: L410484-10
 WG429757: R803346: L410484-13 14 15 16 17 18 19 20 21 22 24
 WG429755: R803387: L410484-01 02 03 04 05 06 07 08 09 10 11 12

* * Calculations are performed prior to rounding of reported values .
 * Performance of this Analyte is outside of established criteria.
 For additional information, please see Attachment A 'List of Analytes with QC Qualifiers.'



ENVIRONMENTAL
SCIENCE CORP.

12065 Lebanon Rd.
Mt. Juliet, TN 37122
(615) 758-5858
1-800-767-5859
Fax (615) 758-5859

Tax I.D. 62-0814289

Est. 1970

SLR International Corp. - West Linn, OR
Chris Kramer
1800 Blankenship Road, Suite 440

Quality Assurance Report
Level II

West Linn, OR 97068

L410484

July 08, 2009

The data package includes a summary of the analytic results of the quality control samples required by the SW-846 or CWA methods. The quality control samples include a method blank, a laboratory control sample, and the matrix spike/matrix spike duplicate analysis. If a target parameter is outside the method limits, every sample that is effected is flagged with the appropriate qualifier in Appendix B of the analytic report.

Method Blank - an aliquot of reagent water carried through the entire analytic process. The method blank results indicate if any possible contamination exposure during the sample handling, digestion or extraction process, and analysis. Concentrations of target analytes above the reporting limit in the method blank are qualified with the "B" qualifier.

Laboratory Control Sample - is a sample of known concentration that is carried through the digestion/extraction and analysis process. The percent recovery, expressed as a percentage of the theoretical concentration, has statistical control limits indicating that the analytic process is "in control". If a target analyte is outside the control limits for the laboratory control sample or any other control sample, the parameter is flagged with a "J4" qualifier for all effected samples.

Matrix Spike and Matrix Spike Duplicate - is two aliquots of an environmental sample that is spiked with known concentrations of target analytes. The percent recovery of the target analytes also has statistical control limits. If any recoveries that are outside the method control limits, the sample that was selected for matrix spike/matrix spike duplicate analysis is flagged with either a "J5" or a "J6". The relative percent difference (%RPD) between the matrix spike and the matrix spike duplicate recoveries is all calculated. If the RPD is above the method limit, the effected samples are flagged with a "J3" qualifier.



ENVIRONMENTAL
SCIENCE CORP.

12065 Lebanon Rd.
Mt. Juliet, TN 37122
(615) 758-5858
1-800-767-5859
Fax (615) 758-5859

Tax I.D. 62-0814289

Est. 1970

Chris Kramer
SLR International Corp. - West Linn, OR
1800 Blankenship Road, Suite 440

West Linn, OR 97068

Report Summary

Thursday July 09, 2009

Report Number: L409244

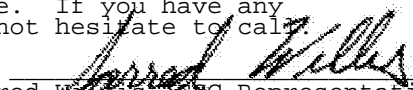
Samples Received: 06/02/09

Client Project: 088.0288.00017

Description: Nord Door Project - Everett, WA

The analytical results in this report are based upon information supplied by you, the client, and are for your exclusive use. If you have any questions regarding this data package, please do not hesitate to call.

Entire Report Reviewed By:


Jarred Willis, ESC Representative

Laboratory Certification Numbers

A2LA - 1461-01, AIHA - 100789, AL - 40660, CA - I-2327, CT - PH-0197, FL - E87487
GA - 923, IN - C-TN-01, KY - 90010, KYUST - 0016, NC - ENV375, DW21704, ND - R-140
NJ - TN002, NJ NELAP - TN002, SC - 84004, TN - 2006, VA - 00109, WV - 233
AZ - 0612, MN - 047-999-395, NY - 11742, WI - 998093910

Accreditation is only applicable to the test methods specified on each scope of accreditation held by ESC Lab Sciences.

This report may not be reproduced, except in full, without written approval from Environmental Science Corp.

Where applicable, sampling conducted by ESC is performed per guidance provided in laboratory standard operating procedures: 060302, 060303, and 060304.

4 Samples Reported: 07/08/09 10:58 Revised: 07/09/09 13:06
Page 1 of 10



**ENVIRONMENTAL
SCIENCE CORP.**

12065 Lebanon Rd.
Mt. Juliet, TN 37122
(615) 758-5858
1-800-767-5859
Fax (615) 758-5859

Tax I.D. 62-0814289

Est. 1970

REPORT OF ANALYSIS

Chris Kramer
SLR International Corp. - West Linn
1800 Blankenship Road, Suite 440
West Linn, OR 97068

July 09, 2009

Date Received : June 02, 2009
Description : Nord Door Project - Everett, WA
Sample ID : GP-304-GW
Collected By : Chris Kramer
Collection Date : 06/01/09 12:25

ESC Sample # : L409244-01
Site ID : EVERETT, WA
Project # : 088.0288.00017

Parameter	Result	MDL	RDL	Units	Q	Method	Date	Dil.
Antimony	0.70	0.29	1.0	ug/l	J	6020	07/01/09	1
Arsenic	8.0	0.22	1.0	ug/l		6020	07/01/09	1
Thallium	U	0.22	1.0	ug/l		6020	07/01/09	1
Mercury	0.080	0.057	0.20	ug/l	J	7470A	06/26/09	1
Beryllium	9.5	0.75	2.0	ug/l		6010B	07/01/09	1
Cadmium	16.	0.74	5.0	ug/l		6010B	07/01/09	1
Chromium	620	2.0	10.	ug/l		6010B	07/01/09	1
Copper	460	6.0	20.	ug/l		6010B	07/01/09	1
Lead	260	1.9	5.0	ug/l		6010B	07/01/09	1
Nickel	820	9.8	20.	ug/l		6010B	07/01/09	1
Selenium	U	6.5	20.	ug/l		6010B	07/01/09	1
Silver	U	3.2	10.	ug/l		6010B	07/01/09	1
Zinc	720	8.8	30.	ug/l		6010B	07/01/09	1

U = ND (Not Detected)
RDL = Reported Detection Limit = LOQ = PQL = EQL
MDL = Minimum Detection Limit = LOD = SQL(TRRP)
Note:

The reported analytical results relate only to the sample submitted.
This report shall not be reproduced, except in full, without the written approval from ESC.

Reported: 07/08/09 10:58 Revised: 07/09/09 13:06



**ENVIRONMENTAL
SCIENCE CORP.**

12065 Lebanon Rd.
Mt. Juliet, TN 37122
(615) 758-5858
1-800-767-5859
Fax (615) 758-5859

Tax I.D. 62-0814289

Est. 1970

REPORT OF ANALYSIS

Chris Kramer
SLR International Corp. - West Linn
1800 Blankenship Road, Suite 440
West Linn, OR 97068

July 09, 2009

Date Received : June 02, 2009
Description : Nord Door Project - Everett, WA
Sample ID : GP-303-GW
Collected By : Chris Kramer
Collection Date : 06/01/09 13:05

ESC Sample # : L409244-02
Site ID : EVERETT, WA
Project # : 088.0288.00017

Parameter	Result	MDL	RDL	Units	Q	Method	Date	Dil.
Antimony	1.4	0.29	1.0	ug/l		6020	07/01/09	1
Arsenic	30.	0.22	1.0	ug/l		6020	07/01/09	1
Thallium	0.23	0.22	1.0	ug/l	J	6020	07/01/09	1
Mercury	U	0.057	0.20	ug/l		7470A	06/26/09	1
Beryllium	U	0.75	2.0	ug/l		6010B	07/01/09	1
Cadmium	U	0.74	5.0	ug/l		6010B	07/01/09	1
Chromium	15.	2.0	10.	ug/l		6010B	07/01/09	1
Copper	35.	6.0	20.	ug/l		6010B	07/01/09	1
Lead	23.	1.9	5.0	ug/l		6010B	07/01/09	1
Nickel	U	9.8	20.	ug/l		6010B	07/01/09	1
Selenium	U	6.5	20.	ug/l		6010B	07/01/09	1
Silver	U	3.2	10.	ug/l		6010B	07/01/09	1
Zinc	45.	8.8	30.	ug/l		6010B	07/01/09	1

U = ND (Not Detected)
RDL = Reported Detection Limit = LOQ = PQL = EQL
MDL = Minimum Detection Limit = LOD = SQL(TRRP)
Note:

The reported analytical results relate only to the sample submitted.
This report shall not be reproduced, except in full, without the written approval from ESC.

Reported: 07/08/09 10:58 Revised: 07/09/09 13:06



**ENVIRONMENTAL
SCIENCE CORP.**

12065 Lebanon Rd.
Mt. Juliet, TN 37122
(615) 758-5858
1-800-767-5859
Fax (615) 758-5859

Tax I.D. 62-0814289

Est. 1970

REPORT OF ANALYSIS

Chris Kramer
SLR International Corp. - West Linn
1800 Blankenship Road, Suite 440
West Linn, OR 97068

July 09, 2009

Date Received : June 02, 2009
Description : Nord Door Project - Everett, WA
Sample ID : GP-306-GW
Collected By : Chris Kramer
Collection Date : 06/01/09 13:40

ESC Sample # : L409244-03
Site ID : EVERETT, WA
Project # : 088.0288.00017

Parameter	Result	MDL	RDL	Units	Q	Method	Date	Dil.
Antimony	0.55	0.29	1.0	ug/l	J	6020	07/01/09	1
Arsenic	14.	0.22	1.0	ug/l		6020	07/01/09	1
Thallium	U	0.22	1.0	ug/l		6020	07/01/09	1
Mercury	U	0.057	0.20	ug/l		7470A	06/26/09	1
Beryllium	U	0.75	2.0	ug/l		6010B	07/01/09	1
Cadmium	U	0.74	5.0	ug/l		6010B	07/01/09	1
Chromium	4.3	2.0	10.	ug/l	J	6010B	07/01/09	1
Copper	17.	6.0	20.	ug/l	J	6010B	07/01/09	1
Lead	U	1.9	5.0	ug/l		6010B	07/01/09	1
Nickel	U	9.8	20.	ug/l		6010B	07/01/09	1
Selenium	U	6.5	20.	ug/l		6010B	07/01/09	1
Silver	3.2	3.2	10.	ug/l	J	6010B	07/01/09	1
Zinc	16.	8.8	30.	ug/l	J	6010B	07/01/09	1

U = ND (Not Detected)
RDL = Reported Detection Limit = LOQ = PQL = EQL
MDL = Minimum Detection Limit = LOD = SQL(TRRP)
Note:

The reported analytical results relate only to the sample submitted.
This report shall not be reproduced, except in full, without the written approval from ESC.

Reported: 07/08/09 10:58 Revised: 07/09/09 13:06



**ENVIRONMENTAL
SCIENCE CORP.**

12065 Lebanon Rd.
Mt. Juliet, TN 37122
(615) 758-5858
1-800-767-5859
Fax (615) 758-5859

Tax I.D. 62-0814289

Est. 1970

REPORT OF ANALYSIS

Chris Kramer
SLR International Corp. - West Linn
1800 Blankenship Road, Suite 440
West Linn, OR 97068

July 09, 2009

Date Received : June 02, 2009
Description : Nord Door Project - Everett, WA
Sample ID : GP-305-GW
Collected By : Chris Kramer
Collection Date : 06/01/09 14:10

ESC Sample # : L409244-04
Site ID : EVERETT, WA
Project # : 088.0288.00017

Parameter	Result	MDL	RDL	Units	Q	Method	Date	Dil.
Antimony	0.38	0.29	1.0	ug/l	J	6020	07/08/09	1
Arsenic	41.	0.22	1.0	ug/l		6020	07/01/09	1
Thallium	0.23	0.22	1.0	ug/l	JP1	6020	07/01/09	1
Mercury	U	0.057	0.20	ug/l		7470A	06/26/09	1
Beryllium	U	0.75	2.0	ug/l		6010B	07/01/09	1
Cadmium	U	0.74	5.0	ug/l		6010B	07/01/09	1
Chromium	16.	2.0	10.	ug/l		6010B	07/01/09	1
Copper	35.	6.0	20.	ug/l		6010B	07/01/09	1
Lead	11.	1.9	5.0	ug/l		6010B	07/01/09	1
Nickel	11.	9.8	20.	ug/l	J	6010B	07/01/09	1
Selenium	U	6.5	20.	ug/l		6010B	07/01/09	1
Silver	U	3.2	10.	ug/l		6010B	07/01/09	1
Zinc	52.	8.8	30.	ug/l		6010B	07/01/09	1

U = ND (Not Detected)
RDL = Reported Detection Limit = LOQ = PQL = EQL
MDL = Minimum Detection Limit = LOD = SQL(TRRP)
Note:

The reported analytical results relate only to the sample submitted.
This report shall not be reproduced, except in full, without the written approval from ESC.

Reported: 07/08/09 10:58 Revised: 07/09/09 13:06

Attachment A
List of Analytes with QC Qualifiers

Sample Number	Work Group	Sample Type	Analyte	Run ID	Qualifier
L409244-01	WG428735	SAMP	Antimony	R799846	J
	WG428473	SAMP	Mercury	R795891	J
L409244-02	WG428735	SAMP	Thallium	R799846	J
L409244-03	WG429067	SAMP	Chromium	R799191	J
	WG429067	SAMP	Copper	R799191	J
L409244-04	WG429067	SAMP	Silver	R799191	J
	WG429067	SAMP	Zinc	R799191	J
	WG428735	SAMP	Antimony	R799846	J
	WG429067	SAMP	Nickel	R799191	J
	WG428735	SAMP	Antimony	R799846	J
	WG428735	SAMP	Thallium	R799846	JP1

Attachment B
Explanation of QC Qualifier Codes

Qualifier	Meaning
J	(EPA) - Estimated value below the lowest calibration point. Confidence correlates with concentration.
P1	RPD value not applicable for sample concentrations less than 5 times the reporting limit.

Qualifier Report Information

ESC utilizes sample and result qualifiers as set forth by the EPA Contract Laboratory Program and as required by most certifying bodies including NELAC. In addition to the EPA qualifiers adopted by ESC, we have implemented ESC qualifiers to provide more information pertaining to our analytical results. Each qualifier is designated in the qualifier explanation as either EPA or ESC. Data qualifiers are intended to provide the ESC client with more detailed information concerning the potential bias of reported data. Because of the wide range of constituents and variety of matrices incorporated by most EPA methods, it is common for some compounds to fall outside of established ranges. These exceptions are evaluated and all reported data is valid and useable unless qualified as 'R' (Rejected).

Definitions

- Accuracy - The relationship of the observed value of a known sample to the true value of a known sample. Represented by percent recovery and relevant to samples such as: control samples, matrix spike recoveries, surrogate recoveries, etc.
- Precision - The agreement between a set of samples or between duplicate samples. Relates to how close together the results are and is represented by Relative Percent Difference.
- Surrogate - Organic compounds that are similar in chemical composition, extraction, and chromatography to analytes of interest. The surrogates are used to determine the probable response of the group of analytes that are chemically related to the surrogate compound. Surrogates are added to the sample and carried through all stages of preparation and analyses.
- TIC - Tentatively Identified Compound: Compounds detected in samples that are not target compounds, internal standards, system monitoring compounds, or surrogates.

Summary of Remarks For Samples Printed
07/09/09 at 13:06:59

TSR Signing Reports: 358
R5 - Desired TAT

Log all arsenic gw samples as ASG.

Sample: L409244-01 Account: SLRWLOR Received: 06/02/09 09:00 Due Date: 06/30/09 00:00 RPT Date: 07/08/09 10:58
Relogged from L405290-02. pH adjusted at lab 6/25 1030.
Sample: L409244-02 Account: SLRWLOR Received: 06/02/09 09:00 Due Date: 06/30/09 00:00 RPT Date: 07/08/09 10:58
Relogged from L405290-04. pH adjusted at lab 6/25 1030.
Sample: L409244-03 Account: SLRWLOR Received: 06/02/09 09:00 Due Date: 06/30/09 00:00 RPT Date: 07/08/09 10:58
Relogged from L405290-06. pH adjusted at lab 6/25 1030.
Sample: L409244-04 Account: SLRWLOR Received: 06/02/09 09:00 Due Date: 06/30/09 00:00 RPT Date: 07/08/09 10:58
Relogged from L405290-08. pH adjusted at lab 6/25 1030.



Environmental Science Corporation

Quality Control Summary

SLR International Corp. - West Linn, OR

Test:Mercury by Method 7470A

L409244

Matrix:Water - mg/L

Project:Nord Door Project - Everett, WA

Project No:088.0288.00017

Login No:L409244

Sample Number:L409244-02, -01, -04, -03

Sample Date:6/1/2009

Extraction Date:6/25/2009

Analysis Date:6/26/2009 8:37:00 PM

Instrument ID:CVAA3

Analyst:261

Analytic Batch:WG428473

EPA ID: TN00003

Method Blank

Analyte	CAS	PQL
Mercury		<0.0002

Laboratory Control Sample (LCS)

Analyte	True Value	Found	Recovery %	Control Limits	Qualifiers
Mercury	0.0030	0.0030	101	85 - 115	



Environmental Science Corporation

Quality Control Summary

SLR International Corp. - West Linn, OR

Test:Mercury by Method 7470A

L409244

Matrix:Water - mg/L

Project:Nord Door Project - Everett, WA

Project No:088.0288.00017

Login No:L409244

Sample Number:L409244-02, -01, -04, -03

Sample Date:6/1/2009

Extraction Date:6/25/2009

Analysis Date:6/26/2009 8:37:00 PM

Instrument ID:CVAA3

Analyst:261

Analytic Batch:WG428473

EPA ID: TN00003

Sample Duplicate

L409222-30

Name	Sample Results	Results Duplicate	%RPD	Limit	Qualifiers
Mercury	0.0000	0.0000			

Matrix Spike/Matrix Spike Duplicate

L409222-30

Analyte	Spike Value	Sample	MS	% Rec	MSD	% Rec	Control Limits	Qualifier	% RPD	Control Limits	Qualifier
Mercury	0.0030	0.0000	0.0029	96.7	0.0029	95.7	70-130		1.0	20	



Environmental Science Corporation

Quality Control Summary

SLR International Corp. - West Linn, OR

Test: Trace Metals by Method 6010B

L409244

Matrix: Water - mg/L

Project: Nord Door Project - Everett, WA

Project No: 088.0288.00017

Login No: L409244

Sample Number: L409244-01, -02, -03, -04

Sample Date: 6/1/2009

Extraction Date: 6/29/2009

Analysis Date: 6/30/2009

Instrument ID: ICP7

Analyst: 447

Analytic Batch: WG429067

EPA ID: TN00003

Method Blank

Analyte	CAS	PQL
Beryllium	7440-41-7	<0.00200
Cadmium	7440-43-9	<0.00500
Chromium	7440-47-3	<0.0100
Copper	7440-50-8	<0.0200
Lead	7439-92-1	<0.00500
Nickel	7440-02-0	<0.0200
Selenium	7782-49-2	<0.0200
Silver	7440-22-4	<0.0100
Zinc	7440-66-6	<0.0300



Environmental Science Corporation

Quality Control Summary

SLR International Corp. - West Linn, OR

Test: Trace Metals by Method 6010B

L409244

Matrix: Water - mg/L

Project: Nord Door Project - Everett, WA

Project No: 088.0288.00017

Login No: L409244

Sample Number: L409244-01, -02, -03, -04

Sample Date: 6/1/2009

Extraction Date: 6/29/2009

Analysis Date: 6/30/2009

Instrument ID: ICP7

Analyst: 447

Analytic Batch: WG429067

EPA ID: TN00003

Laboratory Control Sample (LCS)

Analyte	True Value	Found	Recovery %	Control Limits	Qualifiers
Beryllium	1.13	1.09	96.5	85 - 115	
Cadmium	1.13	1.11	98.2	85 - 115	
Chromium	1.13	1.08	95.6	85 - 115	
Copper	1.13	1.09	96.5	85 - 115	
Lead	1.13	1.12	99.1	85 - 115	
Nickel	1.13	1.09	96.5	85 - 115	
Selenium	1.13	1.07	94.7	85 - 115	
Silver	1.13	1.09	96.5	85 - 115	
Zinc	1.13	1.08	95.6	85 - 115	



Environmental Science Corporation

Quality Control Summary

SLR International Corp. - West Linn, OR

Test: Trace Metals by Method 6010B

L409244

Matrix: Water - mg/L

Project: Nord Door Project - Everett, WA

Project No: 088.0288.00017

Login No: L409244

Sample Number: L409244-01, -02, -03, -04

Sample Date: 6/1/2009

Extraction Date: 6/29/2009

Analysis Date: 6/30/2009

Instrument ID: ICP7

Analyst: 447

Analytic Batch: WG429067

EPA ID: TN00003

Sample Duplicate

L408917-01

Name	Sample Results	Results Duplicate	%RPD	Limit	Qualifiers
Beryllium	0.00000	0.00000			
Cadmium	0.00000	0.00006			
Chromium	0.00000	0.00060			
Copper	0.00000	0.00110			
Lead	0.00000	0.00000			
Nickel	0.00000	0.00610			
Selenium	0.00000	0.00000			
Silver	0.00000	0.00000			
Zinc	0.00000	0.0105			



Environmental Science Corporation

Quality Control Summary

SLR International Corp. - West Linn, OR

Test: Trace Metals by Method 6010B

L409244

Matrix: Water - mg/L

Project: Nord Door Project - Everett, WA

Project No: 088.0288.00017

Login No: L409244

Sample Number: L409244-01, -02, -03, -04

Sample Date: 6/1/2009

Extraction Date: 6/29/2009

Analysis Date: 6/30/2009

Instrument ID: ICP7

Analyst: 447

Analytic Batch: WG429067

EPA ID: TN00003

Matrix Spike/Matrix Spike Duplicate

L408917-01

Analyte	Spike Value	Sample	MS	% Rec	MSD	% Rec	Control Limits	Qualifier	RPD	Control Limits	Qualifier
Beryllium	1.13	0.00000	1.08	95.6	1.08	95.6	75-125	0.0		20	
Cadmium	1.13	0.00000	1.08	95.6	1.08	95.6	75-125	0.0		20	
Chromium	1.13	0.00000	1.06	93.8	1.06	93.8	75-125	0.0		20	
Copper	1.13	0.00000	1.10	97.3	1.11	98.2	75-125	0.9		20	
Lead	1.13	0.00000	1.07	94.7	1.11	98.2	75-125	3.7		20	
Nickel	1.13	0.00000	1.05	92.9	1.08	95.6	75-125	2.8		20	
Selenium	1.13	0.00000	1.04	92.0	1.09	96.5	75-125	4.7		20	
Silver	1.13	0.00000	1.07	94.7	1.07	94.7	75-125	0.0		20	
Zinc	1.13	0.0105	1.08	94.6	1.08	94.6	75-125	0.0		20	



Environmental Science Corporation

Quality Control Summary

SLR International Corp. - West Linn, OR

Test: Trace Metals by Method 6020

L409244

Matrix: Water - mg/L

Project: Nord Door Project - Everett, WA

Project No: 088.0288.00017

Login No: L409244

Sample Number: L409244-01, -02, -03, -04

Sample Date: 6/1/2009

Extraction Date: 6/26/2009

Analysis Date: 7/1/2009

Instrument ID: ICPMS3

Analyst: 338

Analytic Batch: WG428735

EPA ID: TN00003

Method Blank

Analyte	CAS	PQL
Antimony	7440-36-0	<0.00100
Arsenic	7440-38-2	<0.00100
Thallium	7440-28-0	<0.00100

Laboratory Control Sample (LCS)

Analyte	True Value	Found	Recovery %	Control Limits	Qualifiers
Antimony	0.0567	0.0503	88.7	85 - 115	
Arsenic	0.0567	0.0499	88.0	85 - 115	
Thallium	0.0567	0.0510	89.9	85 - 115	



Environmental Science Corporation

Quality Control Summary

SLR International Corp. - West Linn, OR

Test: Trace Metals by Method 6020

L409244

Matrix: Water - mg/L

Project: Nord Door Project - Everett, WA

Project No: 088.0288.00017

Login No: L409244

Sample Number: L409244-01, -02, -03, -04

Sample Date: 6/1/2009

Extraction Date: 6/26/2009

Analysis Date: 7/1/2009

Instrument ID: ICPMS3

Analyst: 338

Analytic Batch: WG428735

EPA ID: TN00003

Sample Duplicate

L409244-04

Name	Sample Results	Results Duplicate	%RPD	Limit	Qualifiers
Arsenic	0.0402	0.0410	2.0	20	
Thallium	0.000320	0.000230	33	20	P1

Matrix Spike/Matrix Spike Duplicate

L409244-04

Analyte	Spike		% Rec		% Rec		Control Limits	Qualifier	% Control	
	Value	Sample	MS	MSD	Rec	Rec			RPD	Limits
Arsenic	0.0567	0.0410	0.0900	0.0888	86.4	84.3	75-125		1.3	20
Thallium	0.0567	0.00023	0.0495	0.0490	86.9	86.0	75-125		1.0	20
Antimony	0.0567	0.00038	0.0583	0.0580	102	102	75-125		0.5	20



Your Project #: L410095
Your C.O.C. #: N/A

Attention: Janice Cozby
Environmental Science Corp
TN
12065 Lebanon Rd
Mt Juliet, TN
USA TN 37122

Report Date: 2009/07/27

CERTIFICATE OF ANALYSIS


MAXXAM JOB #: A986404
Received: 2009/07/10, 13:17

Sample Matrix: Water
Samples Received: 1

Analyses	Quantity	Date Extracted	Date Analyzed	Laboratory Method	Method Reference
Dioxins/Furans in Water (1613B) @	1	2009/07/19	2009/07/22	BRL SOP-00410	EPA 1613B mod.

(1) Confirmatory runs for 2,3,7,8-TCDF are performed only if the primary result is greater than the RDL.

Encryption Key

 Ancy Sebastian
27 Jul 2009 12:21:59 -04:00

Please direct all questions regarding this Certificate of Analysis to your Project Manager.

ANCY SEBASTIAN, C.Tech., Senior Project Manager, Air Toxics
Email: Ancy.Sebastian@MaxxamAnalytics.com
Phone# (905) 817-5831

=====
Maxxam has procedures in place to guard against improper use of the electronic signature and have the required "signatories", as per section 5.10.2 of ISO/IEC 17025:2005(E), signing the reports. SCC and CALA have approved this reporting process and electronic report format.

Maxxam Analytics Inc. is a NELAC accredited laboratory. Certificate # CANA001. Use of the NELAC logo however does not insure that Maxxam is accredited for all of the methods indicated. This certificate shall not be reproduced except in full, without the written approval of Maxxam Analytics Inc. Maxxam has procedures in place to guard against improper use of the electronic signature and have the required "signatories", as per section.

Total cover pages: 1

Maxxam Job #: A986404
 Report Date: 2009/07/27

 Environmental Science Corp
 Client Project #: L410095

DIOXINS AND FURANS BY HRMS (WATER)

Maxxam ID		DA8023						
Sampling Date		2009/05/20 14:05						
COC Number		N/A		TOXIC EQUIVALENCY		# of		
	Units	L410095-01	EDL	TEF (2005 WHO)	TEQ(DL)	Isomers	QC Batch	RDL

2,3,7,8-Tetra CDD *	pg/L	2.51	0.620	1.00	2.51	N/A	1885091	10.0
1,2,3,7,8-Penta CDD	pg/L	13.2	0.563	1.00	13.2	N/A	1885091	50.0
1,2,3,4,7,8-Hexa CDD	pg/L	25.0	0.522	0.100	2.50	N/A	1885091	50.0
1,2,3,6,7,8-Hexa CDD	pg/L	147	0.556	0.100	14.7	N/A	1885091	50.0
1,2,3,7,8,9-Hexa CDD	pg/L	53.0	0.540	0.100	5.30	N/A	1885091	50.0
1,2,3,4,6,7,8-Hepta CDD	pg/L	4630	0.652	0.0100	46.3	N/A	1885091	50.0
Octa CDD	pg/L	50300 (1)	1.55	0.000300	15.1	N/A	1885091	100
Total Tetra CDD	pg/L	24.9	0.620	N/A	N/A	N/A	1885091	50.0
Total Penta CDD	pg/L	82.0	0.563	N/A	N/A	N/A	1885091	200
Total Hexa CDD	pg/L	684	0.545	N/A	N/A	N/A	1885091	200
Total Hepta CDD	pg/L	7910	0.652	N/A	N/A	N/A	1885091	70.0
2,3,7,8-Tetra CDF **	pg/L	4.05	0.494	0.100	0.405	N/A	1885091	10.0
1,2,3,7,8-Penta CDF	pg/L	12.6	0.489	0.0300	0.378	N/A	1885091	50.0
2,3,4,7,8-Penta CDF	pg/L	15.1	0.465	0.300	4.53	N/A	1885091	50.0
1,2,3,4,7,8-Hexa CDF	pg/L	38.2	0.559	0.100	3.82	N/A	1885091	50.0
1,2,3,6,7,8-Hexa CDF	pg/L	<58.4 (2)	58.4	0.100	5.84	N/A	1885091	50.0
2,3,4,6,7,8-Hexa CDF	pg/L	27.7	0.571	0.100	2.77	N/A	1885091	50.0
1,2,3,7,8,9-Hexa CDF	pg/L	11.7	0.572	0.100	1.17	N/A	1885091	50.0
1,2,3,4,6,7,8-Hepta CDF	pg/L	1060	0.588	0.0100	10.6	N/A	1885091	50.0
1,2,3,4,7,8,9-Hepta CDF	pg/L	68.1	0.659	0.0100	0.681	N/A	1885091	50.0
Octa CDF	pg/L	3250	1.78	0.000300	0.975	N/A	1885091	100
Total Tetra CDF	pg/L	28.0	0.494	N/A	N/A	N/A	1885091	60.0
Total Penta CDF	pg/L	167	0.477	N/A	N/A	N/A	1885091	300
Total Hexa CDF	pg/L	1040	0.576	N/A	N/A	N/A	1885091	200

N/A = Not Applicable

RDL = Reportable Detection Limit

EDL = Estimated Detection Limit

QC Batch = Quality Control Batch

* CDD = Chloro Dibenzo-p-Dioxin, ** CDF = Chloro Dibenzo-p-Furan

TEF = Toxic Equivalency Factor, TEQ = Toxic Equivalency Quotient,

The Total Toxic Equivalency (TEQ) value reported is the sum of Toxic Equivalent Quotients for the congeners tested.

EDL = Estimated Detection Limit

WHO(2005): The 2005 World Health Organization, Human and Mammalian Toxic Equivalency Factors for Dioxins and Dioxin-like Compounds

(1) HRMS:

Results from 5xdiiln

(2) EMPC / DPE - Diphenylether interference present caused dibenzofuran detected to become a "non-detect" with an elevated detection limit.

Maxxam Job #: A986404
 Report Date: 2009/07/27

 Environmental Science Corp
 Client Project #: L410095

DIOXINS AND FURANS BY HRMS (WATER)

Maxxam ID		DA8023						
Sampling Date		2009/05/20 14:05						
COC Number		N/A		TOXIC EQUIVALENCY			# of	
	Units	L410095-01	EDL	TEF (2005 WHO)	TEQ(DL)	Isomers	QC Batch	RDL

Total Hepta CDF **	pg/L	3440	0.622	N/A	N/A	N/A	1885091	100
TOTAL TOXIC EQUIVALENCY	pg/L	N/A	N/A	N/A	131	N/A	N/A	N/A
Surrogate Recovery (%)								
37CL4 2378 Tetra CDD *	%	101	N/A	N/A	N/A	N/A	1885091	N/A
C13-1234678 HeptaCDD	%	93	N/A	N/A	N/A	N/A	1885091	N/A
C13-1234678 HeptaCDF	%	95	N/A	N/A	N/A	N/A	1885091	N/A
C13-123478 HexaCDD	%	101	N/A	N/A	N/A	N/A	1885091	N/A
C13-123478 HexaCDF	%	106	N/A	N/A	N/A	N/A	1885091	N/A
C13-1234789 HeptaCDF	%	90	N/A	N/A	N/A	N/A	1885091	N/A
C13-123678 HexaCDD	%	106	N/A	N/A	N/A	N/A	1885091	N/A
C13-123678 HexaCDF	%	101	N/A	N/A	N/A	N/A	1885091	N/A
C13-12378 PentaCDD	%	84	N/A	N/A	N/A	N/A	1885091	N/A
C13-12378 PentaCDF	%	88	N/A	N/A	N/A	N/A	1885091	N/A
C13-123789 HexaCDF	%	93	N/A	N/A	N/A	N/A	1885091	N/A
C13-234678 HexaCDF	%	101	N/A	N/A	N/A	N/A	1885091	N/A
C13-23478 PentaCDF	%	82	N/A	N/A	N/A	N/A	1885091	N/A
C13-2378 TetraCDD	%	100	N/A	N/A	N/A	N/A	1885091	N/A
C13-2378 TetraCDF	%	106	N/A	N/A	N/A	N/A	1885091	N/A
C13-OCDD	%	104 (1)	N/A	N/A	N/A	N/A	1885091	N/A

N/A = Not Applicable
 RDL = Reportable Detection Limit
 QC Batch = Quality Control Batch
 * CDD = Chloro Dibenzo-p-Dioxin, ** CDF = Chloro Dibenzo-p-Furan
 TEF = Toxic Equivalency Factor, TEQ = Toxic Equivalency Quotient,
 The Total Toxic Equivalency (TEQ) value reported is the sum of Toxic Equivalent Quotients for the congeners tested.
 EDL = Estimated Detection Limit
 WHO(2005): The 2005 World Health Organization, Human and Mammalian Toxic Equivalency Factors for Dioxins and Dioxin-like Compounds
 (1) HRMS:
 Results from 5xdiln

Maxxam Job #: A986404
Report Date: 2009/07/27

Environmental Science Corp
Client Project #: L410095

Test Summary

Maxxam ID DA8023
Sample ID L410095-01
Matrix Water

Collected 2009/05/20
Shipped
Received 2009/07/10

Test Description	Instrumentation	Batch	Extracted	Analyzed	Analyst
Dioxins/Furans in Water (1613B)	HRMS/MS	1885091	2009/07/19	2009/07/22	OBC

Maxxam Job #: A986404
Report Date: 2009/07/27

Environmental Science Corp
Client Project #: L410095

GENERAL COMMENTS

Results relate only to the items tested.

Environmental Science Corp
 Attention: Janice Cozby
 Client Project #: L410095
 P.O. #:
 Project name:

Quality Assurance Report
 Maxxam Job Number: GA986404

QA/QC Batch	QC Type	Parameter	Date Analyzed yyyy/mm/dd	Value	%Recovery	Units	QC Limits
1885091	OBC	Spiked Blank	37CL4 2378 Tetra CDD	2009/07/22	61	%	35 - 197
			C13-1234678 HeptaCDD	2009/07/22	90	%	23 - 140
			C13-1234678 HeptaCDF	2009/07/22	102	%	28 - 143
			C13-123478 HexaCDD	2009/07/22	90	%	32 - 141
			C13-123478 HexaCDF	2009/07/22	90	%	26 - 152
			C13-1234789 HeptaCDF	2009/07/22	89	%	28 - 143
			C13-123678 HexaCDD	2009/07/22	97	%	28 - 130
			C13-123678 HexaCDF	2009/07/22	89	%	26 - 123
			C13-12378 PentaCDD	2009/07/22	78	%	25 - 181
			C13-12378 PentaCDF	2009/07/22	72	%	24 - 185
			C13-123789 HexaCDF	2009/07/22	84	%	28 - 136
			C13-234678 HexaCDF	2009/07/22	88	%	29 - 147
			C13-23478 PentaCDF	2009/07/22	74	%	21 - 178
			C13-2378 TetraCDD	2009/07/22	69	%	24 - 164
			C13-2378 TetraCDF	2009/07/22	70	%	24 - 169
			C13-OCDD	2009/07/22	93	%	17 - 157
			2,3,7,8-Tetra CDD	2009/07/22	87	%	67 - 158
			1,2,3,7,8-Penta CDD	2009/07/22	96	%	70 - 142
			1,2,3,4,7,8-Hexa CDD	2009/07/22	106	%	70 - 164
			1,2,3,6,7,8-Hexa CDD	2009/07/22	91	%	76 - 134
			1,2,3,7,8,9-Hexa CDD	2009/07/22	97	%	64 - 162
			1,2,3,4,6,7,8-Hepta CDD	2009/07/22	100	%	70 - 140
			Octa CDD	2009/07/22	94	%	78 - 144
			2,3,7,8-Tetra CDF	2009/07/22	81	%	75 - 158
			1,2,3,7,8-Penta CDF	2009/07/22	100	%	80 - 134
			2,3,4,7,8-Penta CDF	2009/07/22	99	%	68 - 160
			1,2,3,4,7,8-Hexa CDF	2009/07/22	102	%	72 - 134
			1,2,3,6,7,8-Hexa CDF	2009/07/22	97	%	84 - 130
			2,3,4,6,7,8-Hexa CDF	2009/07/22	95	%	70 - 156
			1,2,3,7,8,9-Hexa CDF	2009/07/22	94	%	78 - 130
			1,2,3,4,6,7,8-Hepta CDF	2009/07/22	85	%	82 - 122
			1,2,3,4,7,8,9-Hepta CDF	2009/07/22	91	%	78 - 138
			Octa CDF	2009/07/22	92	%	63 - 170
		Method Blank	37CL4 2378 Tetra CDD	2009/07/22	52	%	35 - 197
			C13-1234678 HeptaCDD	2009/07/22	104	%	23 - 140
			C13-1234678 HeptaCDF	2009/07/22	100	%	28 - 143
			C13-123478 HexaCDD	2009/07/22	99	%	32 - 141
			C13-123478 HexaCDF	2009/07/22	101	%	26 - 152
			C13-1234789 HeptaCDF	2009/07/22	89	%	28 - 143
			C13-123678 HexaCDD	2009/07/22	105	%	28 - 130
			C13-123678 HexaCDF	2009/07/22	96	%	26 - 123
			C13-12378 PentaCDD	2009/07/22	80	%	25 - 181
			C13-12378 PentaCDF	2009/07/22	71	%	24 - 185
			C13-123789 HexaCDF	2009/07/22	87	%	28 - 136
			C13-234678 HexaCDF	2009/07/22	99	%	29 - 147
			C13-23478 PentaCDF	2009/07/22	75	%	21 - 178
			C13-2378 TetraCDD	2009/07/22	63	%	24 - 164
			C13-2378 TetraCDF	2009/07/22	65	%	24 - 169
			C13-OCDD	2009/07/22	97	%	17 - 157
			2,3,7,8-Tetra CDD	2009/07/22	ND, EDL=0.513	pg/L	
			1,2,3,7,8-Penta CDD	2009/07/22	ND, EDL=0.569	pg/L	
			1,2,3,4,7,8-Hexa CDD	2009/07/22	ND, EDL=0.526	pg/L	
			1,2,3,6,7,8-Hexa CDD	2009/07/22	0.616, EDL=0.560	pg/L	
			1,2,3,7,8,9-Hexa CDD	2009/07/22	ND, EDL=0.544	pg/L	
			1,2,3,4,6,7,8-Hepta CDD	2009/07/22	ND, EDL=0.820 (1)	pg/L	

Environmental Science Corp
 Attention: Janice Cozby
 Client Project #: L410095
 P.O. #:
 Project name:

Quality Assurance Report (Continued)

Maxxam Job Number: GA986404

QA/QC Batch	QC Type	Parameter	Date Analyzed yyyy/mm/dd	Value	%Recovery	Units	QC Limits
1885091	OBC Method Blank	Octa CDD	2009/07/22	2.81	EDL=1.16	pg/L	
		Total Tetra CDD	2009/07/22	ND	EDL=0.513	pg/L	
		Total Penta CDD	2009/07/22	ND	EDL=0.569	pg/L	
		Total Hexa CDD	2009/07/22	0.616	EDL=0.549	pg/L	
		Total Hepta CDD	2009/07/22	ND	EDL=0.820 (1)	pg/L	
		2,3,7,8-Tetra CDF	2009/07/22	ND	EDL=0.539	pg/L	
		1,2,3,7,8-Penta CDF	2009/07/22	ND	EDL=0.566	pg/L	
		2,3,4,7,8-Penta CDF	2009/07/22	ND	EDL=0.915 (1)	pg/L	
		1,2,3,4,7,8-Hexa CDF	2009/07/22	0.531	EDL=0.491	pg/L	
		1,2,3,6,7,8-Hexa CDF	2009/07/22	ND	EDL=0.529	pg/L	
		2,3,4,6,7,8-Hexa CDF	2009/07/22	ND	EDL=0.500	pg/L	
		1,2,3,7,8,9-Hexa CDF	2009/07/22	0.705	EDL=0.502	pg/L	
		1,2,3,4,6,7,8-Hepta CDF	2009/07/22	ND	EDL=0.841 (1)	pg/L	
		1,2,3,4,7,8,9-Hepta CDF	2009/07/22	ND	EDL=0.736 (1)	pg/L	
		Octa CDF	2009/07/22	ND	EDL=1.08	pg/L	
		Total Tetra CDF	2009/07/22	ND	EDL=0.539	pg/L	
		Total Penta CDF	2009/07/22	ND	EDL=0.915 (1)	pg/L	
		Total Hexa CDF	2009/07/22	1.24	EDL=0.505	pg/L	
		Total Hepta CDF	2009/07/22	ND	EDL=0.841 (1)	pg/L	

ND = Not detected

SPIKE = Fortified sample

(1) EMPC / NDR - Peak detected does not meet ratio criteria and has resulted in an elevated detection limit.

Maxxam Job #: A986404
 Report Date: 2009/07/27

Environmental Science Corp
 Client Project #: L410095
 Project name:
 Sampler Initials:

DIOXINS AND FURANS BY HRMS (WATER)

Maxxam ID		DA8023						
Sampling Date		5/20/2009 14:05						
COC Number		N/A		TOXIC EQUIVALENCY	# of			
	Units	L410095-01	EDL	TEF (2005 WHO)	TEQ(DL)	Isomers	QC Batch	RDL
2,3,7,8-Tetra CDD *	pg/L	2.51	0.620	1.00	2.51	N/A	1885091	10.0
1,2,3,7,8-Penta CDD	pg/L	13.2	0.563	1.00	13.2	N/A	1885091	50.0
1,2,3,4,7,8-Hexa CDD	pg/L	25.0	0.522	0.100	2.50	N/A	1885091	50.0
1,2,3,6,7,8-Hexa CDD	pg/L	147	0.556	0.100	14.7	N/A	1885091	50.0
1,2,3,7,8,9-Hexa CDD	pg/L	53.0	0.540	0.100	5.30	N/A	1885091	50.0
1,2,3,4,6,7,8-Hepta CDD	pg/L	4630	0.652	0.0100	46.3	N/A	1885091	50.0
Octa CDD	pg/L	50300 (1)	1.55	0.000300	15.1	N/A	1885091	100
Total Tetra CDD	pg/L	24.9	0.620	N/A	N/A	N/A	1885091	50.0
Total Penta CDD	pg/L	82.0	0.563	N/A	N/A	N/A	1885091	200
Total Hexa CDD	pg/L	684	0.545	N/A	N/A	N/A	1885091	200
Total Hepta CDD	pg/L	7910	0.652	N/A	N/A	N/A	1885091	70.0
2,3,7,8-Tetra CDF **	pg/L	4.05	0.494	0.100	0.405	N/A	1885091	10.0
1,2,3,7,8-Penta CDF	pg/L	12.6	0.489	0.0300	0.378	N/A	1885091	50.0
2,3,4,7,8-Penta CDF	pg/L	15.1	0.465	0.300	4.53	N/A	1885091	50.0
1,2,3,4,7,8-Hexa CDF	pg/L	38.2	0.559	0.100	3.82	N/A	1885091	50.0
1,2,3,6,7,8-Hexa CDF	pg/L	<58.4 (2)	58.4	0.100	5.84	N/A	1885091	50.0
2,3,4,6,7,8-Hexa CDF	pg/L	27.7	0.571	0.100	2.77	N/A	1885091	50.0
1,2,3,7,8,9-Hexa CDF	pg/L	11.7	0.572	0.100	1.17	N/A	1885091	50.0
1,2,3,4,6,7,8-Hepta CDF	pg/L	1060	0.588	0.0100	10.6	N/A	1885091	50.0
1,2,3,4,7,8,9-Hepta CDF	pg/L	68.1	0.659	0.0100	0.681	N/A	1885091	50.0
Octa CDF	pg/L	3250	1.78	0.000300	0.975	N/A	1885091	100
Total Tetra CDF	pg/L	28.0	0.494	N/A	N/A	N/A	1885091	60.0
Total Penta CDF	pg/L	167	0.477	N/A	N/A	N/A	1885091	300
Total Hexa CDF	pg/L	1040	0.576	N/A	N/A	N/A	1885091	200
Total Hepta CDF	pg/L	3440	0.622	N/A	N/A	N/A	1885091	100
TOTAL TOXIC EQUIVALENCY	pg/L	N/A	N/A	N/A	131	N/A	N/A	N/A
Surrogate Recovery (%)								
37CL4 2378 Tetra CDD	%	101	N/A	N/A	N/A	N/A	1885091	N/A
C13-1234678 HeptaCDD	%	93	N/A	N/A	N/A	N/A	1885091	N/A
C13-1234678 HeptaCDF	%	95	N/A	N/A	N/A	N/A	1885091	N/A
C13-123478 HexaCDD	%	101	N/A	N/A	N/A	N/A	1885091	N/A
C13-123478 HexaCDF	%	106	N/A	N/A	N/A	N/A	1885091	N/A
C13-1234789 HeptaCDF	%	90	N/A	N/A	N/A	N/A	1885091	N/A
C13-123678 HexaCDD	%	106	N/A	N/A	N/A	N/A	1885091	N/A
C13-123678 HexaCDF	%	101	N/A	N/A	N/A	N/A	1885091	N/A
C13-12378 PentaCDD	%	84	N/A	N/A	N/A	N/A	1885091	N/A
C13-12378 PentaCDF	%	88	N/A	N/A	N/A	N/A	1885091	N/A
C13-123789 HexaCDF	%	93	N/A	N/A	N/A	N/A	1885091	N/A
C13-234678 HexaCDF	%	101	N/A	N/A	N/A	N/A	1885091	N/A
C13-23478 PentaCDF	%	82	N/A	N/A	N/A	N/A	1885091	N/A
C13-2378 TetraCDD	%	100	N/A	N/A	N/A	N/A	1885091	N/A
C13-2378 TetraCDF	%	106	N/A	N/A	N/A	N/A	1885091	N/A
C13-OCDD	%	104 (1)	N/A	N/A	N/A	N/A	1885091	N/A

N/A = Not Applicable
 RDL = Reportable Detection Limit
 EDL = Estimated Detection Limit
 QC Batch = Quality Control Batch
 * CDD = Chloro Dibenzo-p-Dioxin, ** CDF = Chloro Dibenzo-p-Furan
 TEF = Toxic Equivalency Factor, TEQ = Toxic Equivalency Quotient,
 The Total Toxic Equivalency (TEQ) value reported is the sum of Toxic Equivalent Quotients for the congeners tested.
 EDL = Estimated Detection Limit
 WHO(2005): The 2005 World Health Organization, Human and Mammalian Toxic Equivalency Factors for Dioxins and Dioxin-like Compounds
 (1) HRMS:

Results from 5xdiiln
 (2) EMPC / DPE - Diphenylether interference present caused dibenzofuran

prep_time	Cas_Rn	Chemical_I	Result_Val	Result_Uni	Detect_Fla	Detection_I	Lab_Qualif	Test_batch	Validator_C	Reportable	Fraction	Dilution_Fa	Method_De	Composite	Field_sdg
7:23	35822-46-9	1,2,3,4,6,7,	4630	PG/L	Y		50	1885091		Yes	T	1	0.652	N	A986404
7:23	67562-39-4	1,2,3,4,6,7,	1060	PG/L	Y		50	1885091		Yes	T	1	0.588	N	A986404
7:23	55673-89-7	1,2,3,4,7,8,	68.1	PG/L	Y		50	1885091		Yes	T	1	0.659	N	A986404
7:23	39227-28-6	1,2,3,4,7,8-	25	PG/L	Y		50 J	1885091		Yes	T	1	0.522	N	A986404
7:23	70648-26-9	1,2,3,4,7,8-	38.2	PG/L	Y		50 J	1885091		Yes	T	1	0.559	N	A986404
7:23	57653-85-7	1,2,3,6,7,8-	147	PG/L	Y		50	1885091		Yes	T	1	0.556	N	A986404
7:23	57117-44-9	1,2,3,6,7,8-	58.4	PG/L	N		50 U	1885091		Yes	T	1	58.4	N	A986404
7:23	19408-74-9	1,2,3,7,8,9-	53	PG/L	Y		50	1885091		Yes	T	1	0.54	N	A986404
7:23	72918-21-9	1,2,3,7,8,9-	11.7	PG/L	Y		50 J	1885091		Yes	T	1	0.572	N	A986404
7:23	40321-76-4	1,2,3,7,8-P	13.2	PG/L	Y		50 J	1885091		Yes	T	1	0.563	N	A986404
7:23	57117-41-6	1,2,3,7,8-P	12.6	PG/L	Y		50 J	1885091		Yes	T	1	0.489	N	A986404
7:23	60851-34-9	2,3,4,6,7,8-	27.7	PG/L	Y		50 J	1885091		Yes	T	1	0.571	N	A986404
7:23	57117-31-2	2,3,4,7,8-P	15.1	PG/L	Y		50 J	1885091		Yes	T	1	0.465	N	A986404
7:23	TCDD-TEC	2,3,7,8-Tet	2.51	PG/L	Y		10 J	1885091		Yes	T	1	0.62	N	A986404
7:23	51207-31-9	2,3,7,8-Tet	4.05	PG/L	Y		10 J	1885091		Yes	T	1	0.494	N	A986404
7:23	85508-50-9	37CL4 237	101	PERCENT	Y			1885091		Yes	T	1		N	A986404
7:23	109719-83	C13-12346	93	PERCENT	Y			1885091		Yes	T	1		N	A986404
7:23	109719-84	C13-12346	95	PERCENT	Y			1885091		Yes	T	1		N	A986404
7:23	109719-80	C13-12347	101	PERCENT	Y			1885091		Yes	T	1		N	A986404
7:23	114423-98	C13-12347	106	PERCENT	Y			1885091		Yes	T	1		N	A986404
7:23	109719-94	C13-12347	90	PERCENT	Y			1885091		Yes	T	1		N	A986404
7:23	109719-81	C13-12367	106	PERCENT	Y			1885091		Yes	T	1		N	A986404
7:23	116843-03	C13-12367	101	PERCENT	Y			1885091		Yes	T	1		N	A986404
7:23	109719-79	C13-12378	84	PERCENT	Y			1885091		Yes	T	1		N	A986404
7:23	109719-77	C13-12378	88	PERCENT	Y			1885091		Yes	T	1		N	A986404
7:23	116843-04	C13-12378	93	PERCENT	Y			1885091		Yes	T	1		N	A986404
7:23	116843-05	C13-23467	101	PERCENT	Y			1885091		Yes	T	1		N	A986404
7:23	116843-02	C13-23478	82	PERCENT	Y			1885091		Yes	T	1		N	A986404
7:23	76523-40-9	C13-2378	100	PERCENT	Y			1885091		Yes	T	1		N	A986404
7:23	89059-46-1	C13-2378	106	PERCENT	Y			1885091		Yes	T	1		N	A986404
7:23	114423-97	C13-OCDD	104	PERCENT	Y			1885091		Yes	T	1		N	A986404
7:23	3268-87-9	Octa CDD	50300	PG/L	Y		100	1885091		Yes	T	1	1.55	N	A986404
7:23	39001-02-0	Octa CDF	3250	PG/L	Y		100	1885091		Yes	T	1	1.78	N	A986404
7:23	37871-00-4	Total Hepta	7910	PG/L	Y		70	1885091		Yes	T	1	0.652	N	A986404
7:23	38998-75-9	Total Hepta	3440	PG/L	Y		100	1885091		Yes	T	1	0.622	N	A986404
7:23	34465-46-9	Total Hexa	684	PG/L	Y		200	1885091		Yes	T	1	0.545	N	A986404
7:23	55684-94-1	Total Hexa	1040	PG/L	Y		200	1885091		Yes	T	1	0.576	N	A986404
7:23	36088-22-9	Total Penta	82	PG/L	Y		200 J	1885091		Yes	T	1	0.563	N	A986404
7:23	30402-15-4	Total Penta	167	PG/L	Y		300 J	1885091		Yes	T	1	0.477	N	A986404
7:23	41903-57-9	Total Tetra	24.9	PG/L	Y		50 J	1885091		Yes	T	1	0.62	N	A986404
7:23	55722-27-9	Total Tetra	28	PG/L	Y		60 J	1885091		Yes	T	1	0.494	N	A986404
7:23	TEQE0	2378-TCDF	131	PG/L	Y					Yes	T	1		N	A986404
0:00	35822-46-9	1,2,3,4,6,7,	100	PG/L	Y		50	1885091		Yes	T	1	0.587	N	A986404
0:00	67562-39-4	1,2,3,4,6,7,	85	PG/L	Y		50	1885091		Yes	T	1	0.594	N	A986404
0:00	55673-89-7	1,2,3,4,7,8,	91	PG/L	Y		50	1885091		Yes	T	1	0.666	N	A986404
0:00	39227-28-6	1,2,3,4,7,8-	106	PG/L	Y		50	1885091		Yes	T	1	0.595	N	A986404

0:00	70648-26-ε 1,2,3,4,7,8-	102 PG/L	Y	50	1885091	Yes	T	1	0.615 N	A986404
0:00	57653-85-7 1,2,3,6,7,8-	91 PG/L	Y	50	1885091	Yes	T	1	0.633 N	A986404
0:00	57117-44-ε 1,2,3,6,7,8-	97 PG/L	Y	50	1885091	Yes	T	1	0.663 N	A986404
0:00	19408-74-ε 1,2,3,7,8,9-	97 PG/L	Y	50	1885091	Yes	T	1	0.615 N	A986404
0:00	72918-21-ε 1,2,3,7,8,9-	94 PG/L	Y	50	1885091	Yes	T	1	0.629 N	A986404
0:00	40321-76-α 1,2,3,7,8-P	96 PG/L	Y	50	1885091	Yes	T	1	0.629 N	A986404
0:00	57117-41-ε 1,2,3,7,8-P	100 PG/L	Y	50	1885091	Yes	T	1	0.659 N	A986404
0:00	60851-34-ε 2,3,4,6,7,8-	95 PG/L	Y	50	1885091	Yes	T	1	0.628 N	A986404
0:00	57117-31-α 2,3,4,7,8-P	99 PG/L	Y	50	1885091	Yes	T	1	0.626 N	A986404
0:00	TCDD-TEC 2,3,7,8-Tet	87 PG/L	Y	10	1885091	Yes	T	1	0.61 N	A986404
0:00	51207-31-ε 2,3,7,8-Tet	81 PG/L	Y	10	1885091	Yes	T	1	0.536 N	A986404
0:00	85508-50-ε 37CL4 237	61 PERCENT	Y		1885091	Yes	T	1	N	A986404
0:00	109719-83 C13-12346	90 PERCENT	Y		1885091	Yes	T	1	N	A986404
0:00	109719-84 C13-12346	102 PERCENT	Y		1885091	Yes	T	1	N	A986404
0:00	109719-80 C13-12347	90 PERCENT	Y		1885091	Yes	T	1	N	A986404
0:00	114423-98 C13-12347	90 PERCENT	Y		1885091	Yes	T	1	N	A986404
0:00	109719-94 C13-12347	89 PERCENT	Y		1885091	Yes	T	1	N	A986404
0:00	109719-81 C13-12367	97 PERCENT	Y		1885091	Yes	T	1	N	A986404
0:00	116843-03 C13-12367	89 PERCENT	Y		1885091	Yes	T	1	N	A986404
0:00	109719-79 C13-12378	78 PERCENT	Y		1885091	Yes	T	1	N	A986404
0:00	109719-77 C13-12378	72 PERCENT	Y		1885091	Yes	T	1	N	A986404
0:00	116843-04 C13-12378	84 PERCENT	Y		1885091	Yes	T	1	N	A986404
0:00	116843-05 C13-23467	88 PERCENT	Y		1885091	Yes	T	1	N	A986404
0:00	116843-02 C13-23478	74 PERCENT	Y		1885091	Yes	T	1	N	A986404
0:00	76523-40-ε C13-2378	69 PERCENT	Y		1885091	Yes	T	1	N	A986404
0:00	89059-46-1 C13-2378	70 PERCENT	Y		1885091	Yes	T	1	N	A986404
0:00	114423-97 C13-OCDC	93 PERCENT	Y		1885091	Yes	T	1	N	A986404
0:00	3268-87-9 Octa CDD	94 PG/L	Y	100 J	1885091	Yes	T	1	1.55 N	A986404
0:00	39001-02-C Octa CDF	92 PG/L	Y	100 J	1885091	Yes	T	1	1.55 N	A986404
0:00	35822-46-ε 1,2,3,4,6,7,	0.82 PG/L	N	50 U	1885091	Yes	T	1	0.82 N	A986404
0:00	67562-39-α 1,2,3,4,6,7,	0.841 PG/L	N	50 U	1885091	Yes	T	1	0.841 N	A986404
0:00	55673-89-7 1,2,3,4,7,8,	0.736 PG/L	N	50 U	1885091	Yes	T	1	0.736 N	A986404
0:00	39227-28-ε 1,2,3,4,7,8-	0.526 PG/L	N	50 U	1885091	Yes	T	1	0.526 N	A986404
0:00	70648-26-ε 1,2,3,4,7,8-	0.531 PG/L	Y	50 J	1885091	Yes	T	1	0.491 N	A986404
0:00	57653-85-7 1,2,3,6,7,8-	0.616 PG/L	Y	50 J	1885091	Yes	T	1	0.56 N	A986404
0:00	57117-44-ε 1,2,3,6,7,8-	0.529 PG/L	N	50 U	1885091	Yes	T	1	0.529 N	A986404
0:00	19408-74-ε 1,2,3,7,8,9-	0.544 PG/L	N	50 U	1885091	Yes	T	1	0.544 N	A986404
0:00	72918-21-ε 1,2,3,7,8,9-	0.705 PG/L	Y	50 J	1885091	Yes	T	1	0.502 N	A986404
0:00	40321-76-α 1,2,3,7,8-P	0.569 PG/L	N	50 U	1885091	Yes	T	1	0.569 N	A986404
0:00	57117-41-ε 1,2,3,7,8-P	0.566 PG/L	N	50 U	1885091	Yes	T	1	0.566 N	A986404
0:00	60851-34-ε 2,3,4,6,7,8-	0.5 PG/L	N	50 U	1885091	Yes	T	1	0.5 N	A986404
0:00	57117-31-α 2,3,4,7,8-P	0.915 PG/L	N	50 U	1885091	Yes	T	1	0.915 N	A986404
0:00	TCDD-TEC 2,3,7,8-Tet	0.513 PG/L	N	10 U	1885091	Yes	T	1	0.513 N	A986404
0:00	51207-31-ε 2,3,7,8-Tet	0.539 PG/L	N	10 U	1885091	Yes	T	1	0.539 N	A986404
0:00	85508-50-ε 37CL4 237	52 PERCENT	Y		1885091	Yes	T	1	N	A986404
0:00	109719-83 C13-12346	104 PERCENT	Y		1885091	Yes	T	1	N	A986404
0:00	109719-84 C13-12346	100 PERCENT	Y		1885091	Yes	T	1	N	A986404

0:00	109719-80-C13-12347	99 PERCENT	Y		1885091	Yes	T	1	N	A986404
0:00	114423-98-C13-12347	101 PERCENT	Y		1885091	Yes	T	1	N	A986404
0:00	109719-94-C13-12347	89 PERCENT	Y		1885091	Yes	T	1	N	A986404
0:00	109719-81-C13-12367	105 PERCENT	Y		1885091	Yes	T	1	N	A986404
0:00	116843-03-C13-12367	96 PERCENT	Y		1885091	Yes	T	1	N	A986404
0:00	109719-79-C13-12378	80 PERCENT	Y		1885091	Yes	T	1	N	A986404
0:00	109719-77-C13-12378	71 PERCENT	Y		1885091	Yes	T	1	N	A986404
0:00	116843-04-C13-12378	87 PERCENT	Y		1885091	Yes	T	1	N	A986404
0:00	116843-05-C13-23467	99 PERCENT	Y		1885091	Yes	T	1	N	A986404
0:00	116843-02-C13-23478	75 PERCENT	Y		1885091	Yes	T	1	N	A986404
0:00	76523-40-£C13-2378	63 PERCENT	Y		1885091	Yes	T	1	N	A986404
0:00	89059-46-1C13-2378	65 PERCENT	Y		1885091	Yes	T	1	N	A986404
0:00	114423-97-C13-OCDC	97 PERCENT	Y		1885091	Yes	T	1	N	A986404
0:00	3268-87-9 Octa CDD	2.81 PG/L	Y	100 J	1885091	Yes	T	1	1.16 N	A986404
0:00	39001-02-£ Octa CDF	1.08 PG/L	N	100 U	1885091	Yes	T	1	1.08 N	A986404
0:00	37871-00-£ Total Hepta	0.82 PG/L	N	70 U	1885091	Yes	T	1	0.82 N	A986404
0:00	38998-75-£ Total Hepta	0.841 PG/L	N	100 U	1885091	Yes	T	1	0.841 N	A986404
0:00	34465-46-£ Total Hexa	0.616 PG/L	Y	200 J	1885091	Yes	T	1	0.549 N	A986404
0:00	55684-94-1 Total Hexa	1.24 PG/L	Y	200 J	1885091	Yes	T	1	0.505 N	A986404
0:00	36088-22-£ Total Penta	0.569 PG/L	N	200 U	1885091	Yes	T	1	0.569 N	A986404
0:00	30402-15-£ Total Penta	0.915 PG/L	N	300 U	1885091	Yes	T	1	0.915 N	A986404
0:00	41903-57-£ Total Tetra	0.513 PG/L	N	50 U	1885091	Yes	T	1	0.513 N	A986404
0:00	55722-27-£ Total Tetra	0.539 PG/L	N	60 U	1885091	Yes	T	1	0.539 N	A986404



12065 Lebanon Rd.
Mt. Juliet, TN 37122
(615) 758-5858
1-800-767-5859
Fax (615) 758-5859

Tax I.D. 62-0814289

Est. 1970

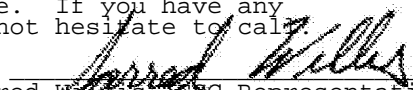
Chris Kramer
SLR International Corp. - West Linn, OR
1800 Blankenship Road, Suite 440

West Linn, OR 97068

Report Summary
Friday November 06, 2009
Report Number: L429884
Samples Received: 10/31/09
Client Project: 008.0288.00037
Description: Nord Door Project - Everett, WA

The analytical results in this report are based upon information supplied by you, the client, and are for your exclusive use. If you have any questions regarding this data package, please do not hesitate to call.

Entire Report Reviewed By:


Jarred Willis, ESC Representative

Laboratory Certification Numbers

A2LA - 1461-01, AIHA - 100789, AL - 40660, CA - I-2327, CT - PH-0197, FL - E87487
GA - 923, IN - C-TN-01, KY - 90010, KYUST - 0016, NC - ENV375, DW21704, ND - R-140
NJ - TN002, NJ NELAP - TN002, SC - 84004, TN - 2006, VA - 00109, WV - 233
AZ - 0612, MN - 047-999-395, NY - 11742, WI - 998093910

Accreditation is only applicable to the test methods specified on each scope of accreditation held by ESC Lab Sciences.

This report may not be reproduced, except in full, without written approval from Environmental Science Corp.

Where applicable, sampling conducted by ESC is performed per guidance provided in laboratory standard operating procedures: 060302, 060303, and 060304.



YOUR LAB OF CHOICE

12065 Lebanon Rd.
 Mt. Juliet, TN 37122
 (615) 758-5858
 1-800-767-5859
 Fax (615) 758-5859

Tax I.D. 62-0814289

Est. 1970

REPORT OF ANALYSIS

Chris Kramer
 SLR International Corp. - West Linn
 1800 Blankenship Road, Suite 440
 West Linn, OR 97068

November 06, 2009

Date Received : October 31, 2009
 Description : Nord Door Project - Everett, WA
 Sample ID : MW-1-102909
 Collected By : Chris Lee
 Collection Date : 10/29/09 11:44

ESC Sample # : L429884-01
 Site ID : EVERETT, WA
 Project # : 008.0288.00037

Parameter	Result	MDL	RDL	Units	Q	Method	Date	Dil.
Antimony	U	0.21	1.0	ug/l		6020	11/03/09	1
Antimony,Dissolved	0.28	0.21	1.0	ug/l	J	6020	11/04/09	1
Arsenic	4.1	0.25	1.0	ug/l		6020	11/03/09	1
Arsenic,Dissolved	3.2	0.25	1.0	ug/l		6020	11/04/09	1
Thallium	U	0.19	1.0	ug/l		6020	11/03/09	1
Thallium,Dissolved	U	0.19	1.0	ug/l		6020	11/04/09	1
Mercury	U	0.057	0.20	ug/l		7470A	11/03/09	1
Mercury,Dissolved	U	0.044	0.20	ug/l		7470A	11/04/09	1
Beryllium	U	0.30	2.0	ug/l		6010B	11/03/09	1
Beryllium,Dissolved	U	0.30	2.0	ug/l		6010B	11/03/09	1
Cadmium	U	0.80	5.0	ug/l		6010B	11/03/09	1
Cadmium,Dissolved	U	0.80	5.0	ug/l		6010B	11/03/09	1
Chromium	1.7	1.7	10.	ug/l	J	6010B	11/03/09	1
Chromium,Dissolved	U	1.7	10.	ug/l		6010B	11/03/09	1
Copper	U	4.2	20.	ug/l		6010B	11/03/09	1
Copper,Dissolved	U	4.2	20.	ug/l		6010B	11/03/09	1
Lead	U	1.8	5.0	ug/l		6010B	11/03/09	1
Lead,Dissolved	U	1.8	5.0	ug/l		6010B	11/03/09	1
Nickel	U	5.3	20.	ug/l		6010B	11/03/09	1
Nickel,Dissolved	U	5.3	20.	ug/l		6010B	11/03/09	1
Selenium	92.	6.3	20.	ug/l		6010B	11/03/09	1
Selenium,Dissolved	U	6.3	20.	ug/l		6010B	11/03/09	1
Silver	U	3.3	10.	ug/l		6010B	11/03/09	1
Silver,Dissolved	U	3.3	10.	ug/l		6010B	11/03/09	1
Zinc	69.	6.8	30.	ug/l		6010B	11/03/09	1
Zinc,Dissolved	U	6.8	30.	ug/l		6010B	11/03/09	1
Diesel Range Organics (DRO)	130	33.	100	ug/l		NWTPHDX	11/06/09	1
Residual Range Organics (RRO)	U	82.	250	ug/l		NWTPHDX	11/06/09	1
Surrogate Recovery o-Terphenyl	98.4			% Rec.		NWTPHDX	11/06/09	1

U = ND (Not Detected)
 RDL = Reported Detection Limit = LOQ = PQL = EQL
 MDL = Minimum Detection Limit = LOD = SQL(TRRP)
 Note:

The reported analytical results relate only to the sample submitted.
 This report shall not be reproduced, except in full, without the written approval from ESC.

Reported: 11/06/09 15:32 Printed: 11/06/09 15:33



YOUR LAB OF CHOICE

12065 Lebanon Rd.
 Mt. Juliet, TN 37122
 (615) 758-5858
 1-800-767-5859
 Fax (615) 758-5859

Tax I.D. 62-0814289

Est. 1970

REPORT OF ANALYSIS

Chris Kramer
 SLR International Corp. - West Linn
 1800 Blankenship Road, Suite 440
 West Linn, OR 97068

November 06, 2009

Date Received : October 31, 2009
 Description : Nord Door Project - Everett, WA
 Sample ID : MW-4-102909
 Collected By : Chris Lee
 Collection Date : 10/29/09 12:44

ESC Sample # : L429884-02
 Site ID : EVERETT, WA
 Project # : 008.0288.00037

Parameter	Result	MDL	RDL	Units	Q	Method	Date	Dil.
Antimony	U	0.21	1.0	ug/l		6020	11/03/09	1
Antimony,Dissolved	U	0.21	1.0	ug/l		6020	11/04/09	1
Arsenic	3.1	0.25	1.0	ug/l		6020	11/03/09	1
Arsenic,Dissolved	3.1	0.25	1.0	ug/l		6020	11/04/09	1
Thallium	U	0.19	1.0	ug/l		6020	11/03/09	1
Thallium,Dissolved	U	0.19	1.0	ug/l		6020	11/04/09	1
Mercury	U	0.057	0.20	ug/l		7470A	11/03/09	1
Mercury,Dissolved	U	0.044	0.20	ug/l		7470A	11/04/09	1
Beryllium	U	0.30	2.0	ug/l		6010B	11/03/09	1
Beryllium,Dissolved	U	0.30	2.0	ug/l		6010B	11/03/09	1
Cadmium	U	0.80	5.0	ug/l		6010B	11/03/09	1
Cadmium,Dissolved	U	0.80	5.0	ug/l		6010B	11/03/09	1
Chromium	U	1.7	10.	ug/l		6010B	11/03/09	1
Chromium,Dissolved	U	1.7	10.	ug/l		6010B	11/03/09	1
Copper	U	4.2	20.	ug/l		6010B	11/03/09	1
Copper,Dissolved	U	4.2	20.	ug/l		6010B	11/03/09	1
Lead	2.5	1.8	5.0	ug/l	J	6010B	11/03/09	1
Lead,Dissolved	U	1.8	5.0	ug/l		6010B	11/03/09	1
Nickel	U	5.3	20.	ug/l		6010B	11/03/09	1
Nickel,Dissolved	U	5.3	20.	ug/l		6010B	11/03/09	1
Selenium	7.4	6.3	20.	ug/l	J	6010B	11/03/09	1
Selenium,Dissolved	U	6.3	20.	ug/l		6010B	11/03/09	1
Silver	U	3.3	10.	ug/l		6010B	11/03/09	1
Silver,Dissolved	U	3.3	10.	ug/l		6010B	11/03/09	1
Zinc	34.	6.8	30.	ug/l		6010B	11/03/09	1
Zinc,Dissolved	9.4	6.8	30.	ug/l	J	6010B	11/03/09	1
Diesel Range Organics (DRO)	U	33.	100	ug/l		NWTPHDX	11/06/09	1
Residual Range Organics (RRO)	U	82.	250	ug/l		NWTPHDX	11/06/09	1
Surrogate Recovery								
o-Terphenyl	102.			% Rec.		NWTPHDX	11/06/09	1

U = ND (Not Detected)
 RDL = Reported Detection Limit = LOQ = PQL = EQL
 MDL = Minimum Detection Limit = LOD = SQL(TRRP)
 Note:

The reported analytical results relate only to the sample submitted.
 This report shall not be reproduced, except in full, without the written approval from ESC.

Reported: 11/06/09 15:32 Printed: 11/06/09 15:33



YOUR LAB OF CHOICE

12065 Lebanon Rd.
Mt. Juliet, TN 37122
(615) 758-5858
1-800-767-5859
Fax (615) 758-5859

Tax I.D. 62-0814289

Est. 1970

REPORT OF ANALYSIS

Chris Kramer
SLR International Corp. - West Linn
1800 Blankenship Road, Suite 440
West Linn, OR 97068

November 06, 2009

Date Received : October 31, 2009
Description : Nord Door Project - Everett, WA
Sample ID : MW-2-102909
Collected By : Chris Lee
Collection Date : 10/29/09 10:39

ESC Sample # : L429884-03
Site ID : EVERETT, WA
Project # : 008.0288.00037

Parameter	Result	MDL	RDL	Units	Q	Method	Date	Dil.
Antimony	0.59	0.21	1.0	ug/l	JP1	6020	11/03/09	1
Antimony,Dissolved	0.69	0.21	1.0	ug/l	J	6020	11/04/09	1
Arsenic	9.7	0.25	1.0	ug/l		6020	11/03/09	1
Arsenic,Dissolved	8.3	0.25	1.0	ug/l		6020	11/04/09	1
Thallium	U	0.95	5.0	ug/l	O	6020	11/03/09	5
Thallium,Dissolved	U	0.19	1.0	ug/l		6020	11/04/09	1
Mercury	U	0.057	0.20	ug/l		7470A	11/03/09	1
Mercury,Dissolved	U	0.044	0.20	ug/l		7470A	11/04/09	1
Beryllium	U	0.30	2.0	ug/l		6010B	11/03/09	1
Beryllium,Dissolved	U	0.30	2.0	ug/l		6010B	11/03/09	1
Cadmium	U	4.0	25.	ug/l	O	6010B	11/03/09	5
Cadmium,Dissolved	U	0.80	5.0	ug/l		6010B	11/03/09	1
Chromium	U	1.7	10.	ug/l		6010B	11/03/09	1
Chromium,Dissolved	U	1.7	10.	ug/l		6010B	11/03/09	1
Copper	U	4.2	20.	ug/l		6010B	11/03/09	1
Copper,Dissolved	U	4.2	20.	ug/l		6010B	11/03/09	1
Lead	U	1.8	5.0	ug/l		6010B	11/03/09	1
Lead,Dissolved	U	1.8	5.0	ug/l		6010B	11/03/09	1
Nickel	U	5.3	20.	ug/l		6010B	11/03/09	1
Nickel,Dissolved	U	5.3	20.	ug/l		6010B	11/03/09	1
Selenium	70.	6.3	20.	ug/l		6010B	11/03/09	1
Selenium,Dissolved	U	32.	100	ug/l	O	6010B	11/04/09	5
Silver	U	3.3	10.	ug/l		6010B	11/03/09	1
Silver,Dissolved	U	3.3	10.	ug/l		6010B	11/03/09	1
Zinc	110	6.8	30.	ug/l		6010B	11/03/09	1
Zinc,Dissolved	7.9	6.8	30.	ug/l	J	6010B	11/03/09	1

U = ND (Not Detected)
RDL = Reported Detection Limit = LOQ = PQL = EQL
MDL = Minimum Detection Limit = LOD = SQL(TRRP)
Note:

The reported analytical results relate only to the sample submitted.
This report shall not be reproduced, except in full, without the written approval from ESC.

Reported: 11/06/09 15:32 Printed: 11/06/09 15:33



YOUR LAB OF CHOICE

12065 Lebanon Rd.
 Mt. Juliet, TN 37122
 (615) 758-5858
 1-800-767-5859
 Fax (615) 758-5859

Tax I.D. 62-0814289

Est. 1970

REPORT OF ANALYSIS

Chris Kramer
 SLR International Corp. - West Linn
 1800 Blankenship Road, Suite 440
 West Linn, OR 97068

November 06, 2009

Date Received : October 31, 2009
 Description : Nord Door Project - Everett, WA
 Sample ID : MW-5-102909
 Collected By : Chris Lee
 Collection Date : 10/29/09 14:55

ESC Sample # : L429884-04
 Site ID : EVERETT, WA
 Project # : 008.0288.00037

Parameter	Result	MDL	RDL	Units	Q	Method	Date	Dil.
Antimony	18.	0.21	1.0	ug/l		6020	11/03/09	1
Antimony,Dissolved	18.	0.21	1.0	ug/l		6020	11/04/09	1
Arsenic	0.80	0.25	1.0	ug/l	J	6020	11/03/09	1
Arsenic,Dissolved	0.82	0.25	1.0	ug/l	J	6020	11/04/09	1
Thallium	U	0.19	1.0	ug/l		6020	11/03/09	1
Thallium,Dissolved	U	0.19	1.0	ug/l		6020	11/04/09	1
Mercury	U	0.057	0.20	ug/l		7470A	11/03/09	1
Mercury,Dissolved	U	0.044	0.20	ug/l		7470A	11/04/09	1
Beryllium	U	0.30	2.0	ug/l		6010B	11/03/09	1
Beryllium,Dissolved	U	0.30	2.0	ug/l		6010B	11/03/09	1
Cadmium	U	0.80	5.0	ug/l		6010B	11/03/09	1
Cadmium,Dissolved	1.5	0.80	5.0	ug/l	J	6010B	11/03/09	1
Chromium	U	1.7	10.	ug/l		6010B	11/03/09	1
Chromium,Dissolved	U	1.7	10.	ug/l		6010B	11/03/09	1
Copper	15.	4.2	20.	ug/l	J	6010B	11/03/09	1
Copper,Dissolved	U	4.2	20.	ug/l		6010B	11/03/09	1
Lead	U	1.8	5.0	ug/l		6010B	11/03/09	1
Lead,Dissolved	U	1.8	5.0	ug/l		6010B	11/03/09	1
Nickel	U	5.3	20.	ug/l		6010B	11/03/09	1
Nickel,Dissolved	9.9	5.3	20.	ug/l	J	6010B	11/03/09	1
Selenium	89.	6.3	20.	ug/l		6010B	11/03/09	1
Selenium,Dissolved	U	6.3	20.	ug/l		6010B	11/03/09	1
Silver	U	3.3	10.	ug/l		6010B	11/03/09	1
Silver,Dissolved	U	3.3	10.	ug/l		6010B	11/03/09	1
Zinc	83.	6.8	30.	ug/l		6010B	11/03/09	1
Zinc,Dissolved	13.	6.8	30.	ug/l	J	6010B	11/03/09	1

U = ND (Not Detected)
 RDL = Reported Detection Limit = LOQ = PQL = EQL
 MDL = Minimum Detection Limit = LOD = SQL(TRRP)

Note:

The reported analytical results relate only to the sample submitted.
 This report shall not be reproduced, except in full, without the written approval from ESC.

Reported: 11/06/09 15:32 Printed: 11/06/09 15:33



YOUR LAB OF CHOICE

12065 Lebanon Rd.
 Mt. Juliet, TN 37122
 (615) 758-5858
 1-800-767-5859
 Fax (615) 758-5859

Tax I.D. 62-0814289

Est. 1970

REPORT OF ANALYSIS

Chris Kramer
 SLR International Corp. - West Linn
 1800 Blankenship Road, Suite 440
 West Linn, OR 97068

November 06, 2009

Date Received : October 31, 2009
 Description : Nord Door Project - Everett, WA
 Sample ID : MW-6-102909
 Collected By : Chris Lee
 Collection Date : 10/29/09 13:55

ESC Sample # : L429884-05
 Site ID : EVERETT, WA
 Project # : 008.0288.00037

Parameter	Result	MDL	RDL	Units	Q	Method	Date	Dil.
Antimony	0.38	0.21	1.0	ug/l	J	6020	11/03/09	1
Antimony,Dissolved	0.73	0.21	1.0	ug/l	J	6020	11/04/09	1
Arsenic	11.	0.25	1.0	ug/l		6020	11/03/09	1
Arsenic,Dissolved	6.0	0.25	1.0	ug/l		6020	11/04/09	1
Thallium	U	0.19	1.0	ug/l		6020	11/03/09	1
Thallium,Dissolved	U	0.19	1.0	ug/l		6020	11/04/09	1
Mercury	U	0.057	0.20	ug/l		7470A	11/03/09	1
Mercury,Dissolved	U	0.044	0.20	ug/l		7470A	11/04/09	1
Beryllium	U	0.30	2.0	ug/l		6010B	11/03/09	1
Beryllium,Dissolved	U	0.30	2.0	ug/l		6010B	11/03/09	1
Cadmium	U	0.80	5.0	ug/l		6010B	11/03/09	1
Cadmium,Dissolved	U	0.80	5.0	ug/l		6010B	11/03/09	1
Chromium	U	1.7	10.	ug/l		6010B	11/03/09	1
Chromium,Dissolved	U	1.7	10.	ug/l		6010B	11/03/09	1
Copper	U	4.2	20.	ug/l		6010B	11/03/09	1
Copper,Dissolved	U	4.2	20.	ug/l		6010B	11/03/09	1
Lead	U	1.8	5.0	ug/l		6010B	11/03/09	1
Lead,Dissolved	U	1.8	5.0	ug/l		6010B	11/03/09	1
Nickel	U	5.3	20.	ug/l		6010B	11/03/09	1
Nickel,Dissolved	12.	5.3	20.	ug/l	J	6010B	11/03/09	1
Selenium	15.	6.3	20.	ug/l	J	6010B	11/03/09	1
Selenium,Dissolved	U	32.	100	ug/l	O	6010B	11/04/09	5
Silver	U	3.3	10.	ug/l		6010B	11/03/09	1
Silver,Dissolved	U	3.3	10.	ug/l		6010B	11/03/09	1
Zinc	37.	6.8	30.	ug/l		6010B	11/03/09	1
Zinc,Dissolved	11.	6.8	30.	ug/l	J	6010B	11/03/09	1

U = ND (Not Detected)
 RDL = Reported Detection Limit = LOQ = PQL = EQL
 MDL = Minimum Detection Limit = LOD = SQL(TRRP)

Note:

The reported analytical results relate only to the sample submitted.
 This report shall not be reproduced, except in full, without the written approval from ESC.

Reported: 11/06/09 15:32 Printed: 11/06/09 15:33

Attachment A
List of Analytes with QC Qualifiers

Sample Number	Work Group	Sample Type	Analyte	Run ID	Qualifier
L429884-01	WG448770	SAMP	Chromium	R982693	J
	WG448835	SAMP	Antimony, Dissolved	R985568	J
L429884-02	WG448770	SAMP	Lead	R982693	J
	WG448770	SAMP	Selenium	R982693	J
	WG448833	SAMP	Zinc, Dissolved	R983669	J
L429884-03	WG448770	SAMP	Cadmium	R982693	O
	WG448833	SAMP	Selenium, Dissolved	R983669	O
	WG448833	SAMP	Zinc, Dissolved	R983669	J
	WG448778	SAMP	Antimony	R983230	JP1
	WG448835	SAMP	Antimony, Dissolved	R985568	J
	WG448778	SAMP	Thallium	R983230	O
L429884-04	WG448833	SAMP	Cadmium, Dissolved	R983669	J
	WG448770	SAMP	Copper	R982693	J
	WG448833	SAMP	Nickel, Dissolved	R983669	J
	WG448833	SAMP	Zinc, Dissolved	R983669	J
	WG448778	SAMP	Arsenic	R983230	J
	WG448835	SAMP	Arsenic, Dissolved	R985568	J
L429884-05	WG448833	SAMP	Nickel, Dissolved	R983669	J
	WG448770	SAMP	Selenium	R982693	J
	WG448833	SAMP	Selenium, Dissolved	R983669	O
	WG448833	SAMP	Zinc, Dissolved	R983669	J
	WG448778	SAMP	Antimony	R983230	J
	WG448835	SAMP	Antimony, Dissolved	R985568	J

Attachment B
Explanation of QC Qualifier Codes

Qualifier	Meaning
J	(EPA) - Estimated value below the lowest calibration point. Confidence correlates with concentration.
P1	RPD value not applicable for sample concentrations less than 5 times the reporting limit.
O	(ESC) Sample diluted due to matrix interferences that impaired the ability to make an accurate analytical determination. The detection limit is elevated in order to reflect the necessary dilution.

Qualifier Report Information

ESC utilizes sample and result qualifiers as set forth by the EPA Contract Laboratory Program and as required by most certifying bodies including NELAC. In addition to the EPA qualifiers adopted by ESC, we have implemented ESC qualifiers to provide more information pertaining to our analytical results. Each qualifier is designated in the qualifier explanation as either EPA or ESC. Data qualifiers are intended to provide the ESC client with more detailed information concerning the potential bias of reported data. Because of the wide range of constituents and variety of matrices incorporated by most EPA methods, it is common for some compounds to fall outside of established ranges. These exceptions are evaluated and all reported data is valid and useable unless qualified as 'R' (Rejected).

Definitions

- Accuracy - The relationship of the observed value of a known sample to the true value of a known sample. Represented by percent recovery and relevant to samples such as: control samples, matrix spike recoveries, surrogate recoveries, etc.
- Precision - The agreement between a set of samples or between duplicate samples. Relates to how close together the results are and is represented by Relative Percent Difference.
- Surrogate - Organic compounds that are similar in chemical composition, extraction, and chromatography to analytes of interest. The surrogates are used to determine the probable response of the group of analytes that are chemically related to the surrogate compound. Surrogates are added to the sample and carried through all stages of preparation and analyses.
- TIC - Tentatively Identified Compound: Compounds detected in samples that are not target compounds, internal standards, system monitoring compounds, or surrogates.

Summary of Remarks For Samples Printed
11/06/09 at 15:33:09

TSR Signing Reports: 358
R5 - Desired TAT

Log all arsenic gw samples as ASG.

Sample: L429884-01 Account: SLRWLOR Received: 10/31/09 09:00 Due Date: 11/06/09 00:00 RPT Date: 11/06/09 15:32
SV8082 will be on HOLD pending other results.
Sample: L429884-02 Account: SLRWLOR Received: 10/31/09 09:00 Due Date: 11/06/09 00:00 RPT Date: 11/06/09 15:32
SV8082 will be on HOLD pending other results.
Sample: L429884-03 Account: SLRWLOR Received: 10/31/09 09:00 Due Date: 11/06/09 00:00 RPT Date: 11/06/09 15:32
Sample: L429884-04 Account: SLRWLOR Received: 10/31/09 09:00 Due Date: 11/06/09 00:00 RPT Date: 11/06/09 15:32
Sample: L429884-05 Account: SLRWLOR Received: 10/31/09 09:00 Due Date: 11/06/09 00:00 RPT Date: 11/06/09 15:32



YOUR LAB OF CHOICE

SLR International Corp. - West Linn, OR
 Chris Kramer
 1800 Blankenship Road, Suite 440
 West Linn, OR 97068

Quality Assurance Report
 Level II

L429884

12065 Lebanon Rd.
 Mt. Juliet, TN 37122
 (615) 758-5858
 1-800-767-5859
 Fax (615) 758-5859

Tax I.D. 62-0814289

Est. 1970

November 06, 2009

Analyte	Result	Laboratory Blank		Limit	Batch	Date Analyzed
		Units	% Rec			
Beryllium	< .002	mg/l			WG448770	11/03/09 00:01
Cadmium	< .005	mg/l			WG448770	11/03/09 00:01
Chromium	< .01	mg/l			WG448770	11/03/09 00:01
Copper	< .02	mg/l			WG448770	11/03/09 00:01
Lead	< .005	mg/l			WG448770	11/03/09 00:01
Nickel	< .02	mg/l			WG448770	11/03/09 00:01
Selenium	< .02	mg/l			WG448770	11/03/09 00:01
Silver	< .01	mg/l			WG448770	11/03/09 00:01
Zinc	< .03	mg/l			WG448770	11/03/09 00:01
Mercury	< .0002	mg/l			WG448676	11/03/09 14:04
Antimony	< .001	mg/l			WG448778	11/03/09 03:11
Arsenic	< .001	mg/l			WG448778	11/03/09 03:11
Thallium	< .001	mg/l			WG448778	11/03/09 03:11
Beryllium,Dissolved	< .002	mg/l			WG448833	11/03/09 21:43
Cadmium,Dissolved	< .005	mg/l			WG448833	11/03/09 21:43
Chromium,Dissolved	< .01	mg/l			WG448833	11/03/09 21:43
Copper,Dissolved	< .02	mg/l			WG448833	11/03/09 21:43
Lead,Dissolved	< .005	mg/l			WG448833	11/03/09 21:43
Nickel,Dissolved	< .02	mg/l			WG448833	11/03/09 21:43
Selenium,Dissolved	< .02	mg/l			WG448833	11/03/09 21:43
Silver,Dissolved	< .01	mg/l			WG448833	11/03/09 21:43
Zinc,Dissolved	< .03	mg/l			WG448833	11/03/09 21:43
Mercury,Dissolved	< .0002	mg/l			WG448675	11/04/09 11:45
Antimony,Dissolved	< .001	mg/l			WG448835	11/04/09 21:20
Arsenic,Dissolved	< .001	mg/l			WG448835	11/04/09 21:20
Thallium,Dissolved	< .001	mg/l			WG448835	11/04/09 21:20
Diesel Range Organics (DRO)	< .1	ppm			WG448946	11/06/09 12:34
o-Terphenyl		% Rec.	102.5	50-150	WG448946	11/06/09 12:34

Analyte	Units	Result	Duplicate		RPD	Limit	Ref Samp	Batch
			Duplicate					
Beryllium	mg/l	0	0	0	0	20	L429895-05	WG448770
Cadmium	mg/l	0	0	0	0	20	L429895-05	WG448770
Chromium	mg/l	0	0	0	0	20	L429895-05	WG448770
Copper	mg/l	0	0	0	0	20	L429895-05	WG448770
Lead	mg/l	0	0.00520	NA	NA	20	L429895-05	WG448770
Nickel	mg/l	0	0	0	0	20	L429895-05	WG448770
Selenium	mg/l	0	0	0	0	20	L429895-05	WG448770
Silver	mg/l	0	0	0	0	20	L429895-05	WG448770
Zinc	mg/l	0	0.00490	NA	NA	20	L429895-05	WG448770
Mercury	mg/l	0	0	0	0	20	L429895-04	WG448676
Antimony	mg/l	0.000440	0.000590	29.1*	29.1*	20	L429884-03	WG448778

* Performance of this Analyte is outside of established criteria.
 For additional information, please see Attachment A 'List of Analytes with QC Qualifiers.'



YOUR LAB OF CHOICE

SLR International Corp. - West Linn, OR
 Chris Kramer
 1800 Blankenship Road, Suite 440
 West Linn, OR 97068

Quality Assurance Report
 Level II

L429884

12065 Lebanon Rd.
 Mt. Juliet, TN 37122
 (615) 758-5858
 1-800-767-5859
 Fax (615) 758-5859

Tax I.D. 62-0814289

Est. 1970

November 06, 2009

Analyte	Units	Result	Duplicate		RPD	Limit	Ref Samp	Batch
			Duplicate					
Arsenic	mg/l	0.00960	0.00970	0.620	20	L429884-03	WG448778	
Thallium	mg/l	0	0	0	20	L429884-03	WG448778	
Beryllium,Dissolved	mg/l	0	0	0	20	L429951-02	WG448833	
Cadmium,Dissolved	mg/l	0	0	0	20	L429951-02	WG448833	
Chromium,Dissolved	mg/l	0	0	0	20	L429951-02	WG448833	
Copper,Dissolved	mg/l	0	0	0	20	L429951-02	WG448833	
Lead,Dissolved	mg/l	0	0	0	20	L429951-02	WG448833	
Nickel,Dissolved	mg/l	0	0.00740	NA	20	L429951-02	WG448833	
Selenium,Dissolved	mg/l	0	0	0	20	L429951-02	WG448833	
Silver,Dissolved	mg/l	0	0	0	20	L429951-02	WG448833	
Zinc,Dissolved	mg/l	0.0350	0.0112	102.*	20	L429951-02	WG448833	
Mercury,Dissolved	mg/l	0	0	0	20	L429951-02	WG448675	
Antimony,Dissolved	mg/l	0.0180	0.0180	1.65	20	L429884-04	WG448835	
Arsenic,Dissolved	mg/l	0.000950	0.000820	14.7	20	L429884-04	WG448835	
Thallium,Dissolved	mg/l	0	0	0	20	L429884-04	WG448835	

Analyte	Units	Laboratory Control Sample		% Rec	Limit	Batch
		Known Val	Result			
Beryllium	mg/l	1.13	1.09	96.5	85-115	WG448770
Cadmium	mg/l	1.13	1.09	96.5	85-115	WG448770
Chromium	mg/l	1.13	1.09	96.5	85-115	WG448770
Copper	mg/l	1.13	1.08	95.6	85-115	WG448770
Lead	mg/l	1.13	1.13	100.	85-115	WG448770
Nickel	mg/l	1.13	1.09	96.5	85-115	WG448770
Selenium	mg/l	1.13	1.03	91.2	85-115	WG448770
Silver	mg/l	1.13	1.08	95.6	85-115	WG448770
Zinc	mg/l	1.13	1.06	93.8	85-115	WG448770
Mercury	mg/l	.003	0.00308	103.	85-115	WG448676
Antimony	mg/l	.0567	0.0558	98.4	85-115	WG448778
Arsenic	mg/l	.0567	0.0509	89.8	85-115	WG448778
Thallium	mg/l	.0567	0.0495	87.3	85-115	WG448778
Beryllium,Dissolved	mg/l	1.13	1.08	95.6	85-115	WG448833
Cadmium,Dissolved	mg/l	1.13	1.18	104.	85-115	WG448833
Chromium,Dissolved	mg/l	1.13	1.14	101.	85-115	WG448833
Copper,Dissolved	mg/l	1.13	1.03	91.2	85-115	WG448833
Lead,Dissolved	mg/l	1.13	1.16	103.	85-115	WG448833
Nickel,Dissolved	mg/l	1.13	1.11	98.2	85-115	WG448833
Selenium,Dissolved	mg/l	1.13	1.07	94.7	85-115	WG448833
Silver,Dissolved	mg/l	1.13	1.04	92.0	85-115	WG448833
Zinc,Dissolved	mg/l	1.13	1.10	97.3	85-115	WG448833
Mercury,Dissolved	mg/l	.003	0.00335	112.	85-115	WG448675
Antimony,Dissolved	mg/l	.0567	0.0533	94.0	85-115	WG448835

* Performance of this Analyte is outside of established criteria.
 For additional information, please see Attachment A 'List of Analytes with QC Qualifiers.'



12065 Lebanon Rd.
 Mt. Juliet, TN 37122
 (615) 758-5858
 1-800-767-5859
 Fax (615) 758-5859

Tax I.D. 62-0814289

Est. 1970

SLR International Corp. - West Linn, OR
 Chris Kramer
 1800 Blankenship Road, Suite 440
 West Linn, OR 97068

Quality Assurance Report
 Level II

November 06, 2009

L429884

Analyte	Units	Laboratory Control Sample		% Rec	Limit	Batch
		Known Val	Result			
Arsenic, Dissolved	mg/l	.0567	0.0523	92.2	85-115	WG448835
Thallium, Dissolved	mg/l	.0567	0.0554	97.7	85-115	WG448835
Diesel Range Organics (DRO)	mg/l	1.5	0.784	52.3	50-150	WG448946
Residual Range Organics (RRO)	mg/l	1.5	0.667	44.5*	0-0	WG448946
o-Terphenyl				98.32	50-150	WG448946

Analyte	Units	Laboratory Control Sample Duplicate			Limit	RPD	Limit	Batch
		Result	Ref	%Rec				
Diesel Range Organics (DRO)	mg/l	0.760	0.784	51.0	50-150	3.21	20	WG448946
Residual Range Organics (RRO)	mg/l	0.670	0.667	45*	-	0.447*	0	WG448946
o-Terphenyl				90.83	50-150			WG448946

Analyte	Units	Matrix Spike			% Rec	Limit	Ref Samp	Batch
		MS Res	Ref Res	TV				
Beryllium	mg/l	1.16	0	1.13	103.	75-125	L429895-05	WG448770
Cadmium	mg/l	1.14	0	1.13	101.	75-125	L429895-05	WG448770
Chromium	mg/l	1.15	0	1.13	102.	75-125	L429895-05	WG448770
Copper	mg/l	1.13	0	1.13	100.	75-125	L429895-05	WG448770
Lead	mg/l	1.19	0.00520	1.13	105.	75-125	L429895-05	WG448770
Nickel	mg/l	1.15	0	1.13	102.	75-125	L429895-05	WG448770
Selenium	mg/l	1.07	0	1.13	94.7	75-125	L429895-05	WG448770
Silver	mg/l	1.12	0	1.13	99.1	75-125	L429895-05	WG448770
Zinc	mg/l	1.11	0.00490	1.13	97.8	75-125	L429895-05	WG448770
Mercury	mg/l	0.00306	0	.003	102.	70-130	L429895-04	WG448676
Antimony	mg/l	0.0523	0.000590	.0567	91.2	75-125	L429884-03	WG448778
Arsenic	mg/l	0.0637	0.00970	.0567	95.2	75-125	L429884-03	WG448778
Thallium	mg/l	0.0561	0	.0113	99.3	75-125	L429884-03	WG448778
Beryllium, Dissolved	mg/l	1.10	0	1.13	97.3	75-125	L429951-02	WG448833
Cadmium, Dissolved	mg/l	1.15	0	1.13	102.	75-125	L429951-02	WG448833
Chromium, Dissolved	mg/l	1.14	0	1.13	101.	75-125	L429951-02	WG448833
Copper, Dissolved	mg/l	1.06	0	1.13	93.8	75-125	L429951-02	WG448833
Lead, Dissolved	mg/l	1.12	0	1.13	99.1	75-125	L429951-02	WG448833
Nickel, Dissolved	mg/l	1.10	0.00740	1.13	96.7	75-125	L429951-02	WG448833
Selenium, Dissolved	mg/l	1.09	0	1.13	96.5	75-125	L429951-02	WG448833
Silver, Dissolved	mg/l	0.875	0	1.13	77.4	75-125	L429951-02	WG448833
Zinc, Dissolved	mg/l	1.13	0.0112	1.13	99.0	75-125	L429951-02	WG448833
Mercury, Dissolved	mg/l	0.00317	0	.003	106.	70-130	L429951-02	WG448675
Antimony, Dissolved	mg/l	0.0738	0.0180	.0567	98.4	75-125	L429884-04	WG448835
Arsenic, Dissolved	mg/l	0.0541	0.000820	.0567	94.0	75-125	L429884-04	WG448835
Thallium, Dissolved	mg/l	0.0560	0	.0567	98.8	75-125	L429884-04	WG448835

Analyte	Units	Matrix Spike Duplicate			Limit	RPD	Limit	Ref Samp	Batch
		MSD	Ref	%Rec					
Beryllium	mg/l	1.10	1.16	97.3	75-125	5.31	20	L429895-05	WG448770

* Performance of this Analyte is outside of established criteria.
 For additional information, please see Attachment A 'List of Analytes with QC Qualifiers.'



YOUR LAB OF CHOICE

SLR International Corp. - West Linn, OR
 Chris Kramer
 1800 Blankenship Road, Suite 440
 West Linn, OR 97068

Quality Assurance Report
 Level II

L429884

12065 Lebanon Rd.
 Mt. Juliet, TN 37122
 (615) 758-5858
 1-800-767-5859
 Fax (615) 758-5859

Tax I.D. 62-0814289

Est. 1970

November 06, 2009

Analyte	Units	MSD	Matrix Spike Duplicate		Limit	RPD	Limit	Ref Samp	Batch
			Ref	%Rec					
Cadmium	mg/l	1.12	1.14	99.1	75-125	1.77	20	L429895-05	WG448770
Chromium	mg/l	1.10	1.15	97.3	75-125	4.44	20	L429895-05	WG448770
Copper	mg/l	1.10	1.13	97.3	75-125	2.69	20	L429895-05	WG448770
Lead	mg/l	1.14	1.19	100.	75-125	4.29	20	L429895-05	WG448770
Nickel	mg/l	1.11	1.15	98.2	75-125	3.54	20	L429895-05	WG448770
Selenium	mg/l	1.03	1.07	91.2	75-125	3.81	20	L429895-05	WG448770
Silver	mg/l	1.09	1.12	96.5	75-125	2.71	20	L429895-05	WG448770
Zinc	mg/l	1.08	1.11	95.1	75-125	2.74	20	L429895-05	WG448770
Mercury	mg/l	0.00300	0.00306	100.	70-130	1.98	20	L429895-04	WG448676
Antimony	mg/l	0.0522	0.0523	91.0	75-125	0.191	20	L429884-03	WG448778
Arsenic	mg/l	0.0637	0.0637	95.2	75-125	0	20	L429884-03	WG448778
Thallium	mg/l	0.0569	0.0561	101.	75-125	1.42	20	L429884-03	WG448778
Beryllium,Dissolved	mg/l	1.08	1.10	95.6	75-125	1.83	20	L429951-02	WG448833
Cadmium,Dissolved	mg/l	1.13	1.15	100.	75-125	1.75	20	L429951-02	WG448833
Chromium,Dissolved	mg/l	1.13	1.14	100.	75-125	0.881	20	L429951-02	WG448833
Copper,Dissolved	mg/l	1.04	1.06	92.0	75-125	1.90	20	L429951-02	WG448833
Lead,Dissolved	mg/l	1.12	1.12	99.1	75-125	0	20	L429951-02	WG448833
Nickel,Dissolved	mg/l	1.09	1.10	95.8	75-125	0.913	20	L429951-02	WG448833
Selenium,Dissolved	mg/l	1.08	1.09	95.6	75-125	0.922	20	L429951-02	WG448833
Silver,Dissolved	mg/l	0.870	0.875	77.0	75-125	0.573	20	L429951-02	WG448833
Zinc,Dissolved	mg/l	1.11	1.13	97.2	75-125	1.79	20	L429951-02	WG448833
Mercury,Dissolved	mg/l	0.00318	0.00317	106.	70-130	0.315	20	L429951-02	WG448675
Antimony,Dissolved	mg/l	0.0731	0.0738	97.2	75-125	0.953	20	L429884-04	WG448835
Arsenic,Dissolved	mg/l	0.0536	0.0541	93.1	75-125	0.929	20	L429884-04	WG448835
Thallium,Dissolved	mg/l	0.0529	0.0560	93.3	75-125	5.69	20	L429884-04	WG448835

Batch number /Run number / Sample number cross reference

WG448770: R982693: L429884-01 02 03 04 05
 WG448676: R983012: L429884-01 02 03 04 05
 WG448778: R983230: L429884-01 02 03 04 05
 WG448833: R983669: L429884-01 02 03 04 05
 WG448675: R983872: L429884-01 02 03 04 05
 WG448835: R985568: L429884-01 02 03 04 05
 WG448946: R986208: L429884-01 02

* * Calculations are performed prior to rounding of reported values .
 * Performance of this Analyte is outside of established criteria.
 For additional information, please see Attachment A 'List of Analytes with QC Qualifiers.'



YOUR LAB OF CHOICE

SLR International Corp. - West Linn, OR
Chris Kramer
1800 Blankenship Road, Suite 440

Quality Assurance Report
Level II

West Linn, OR 97068

L429884

12065 Lebanon Rd.
Mt. Juliet, TN 37122
(615) 758-5858
1-800-767-5859
Fax (615) 758-5859

Tax I.D. 62-0814289

Est. 1970

November 06, 2009

The data package includes a summary of the analytic results of the quality control samples required by the SW-846 or CWA methods. The quality control samples include a method blank, a laboratory control sample, and the matrix spike/matrix spike duplicate analysis. If a target parameter is outside the method limits, every sample that is effected is flagged with the appropriate qualifier in Appendix B of the analytic report.

Method Blank - an aliquot of reagent water carried through the entire analytic process. The method blank results indicate if any possible contamination exposure during the sample handling, digestion or extraction process, and analysis. Concentrations of target analytes above the reporting limit in the method blank are qualified with the "B" qualifier.

Laboratory Control Sample - is a sample of known concentration that is carried through the digestion/extraction and analysis process. The percent recovery, expressed as a percentage of the theoretical concentration, has statistical control limits indicating that the analytic process is "in control". If a target analyte is outside the control limits for the laboratory control sample or any other control sample, the parameter is flagged with a "J4" qualifier for all effected samples.

Matrix Spike and Matrix Spike Duplicate - is two aliquots of an environmental sample that is spiked with known concentrations of target analytes. The percent recovery of the target analytes also has statistical control limits. If any recoveries that are outside the method control limits, the sample that was selected for matrix spike/matrix spike duplicate analysis is flagged with either a "J5" or a "J6". The relative percent difference (%RPD) between the matrix spike and the matrix spike duplicate recoveries is all calculated. If the RPD is above the method limit, the effected samples are flagged with a "J3" qualifier.



ENVIRONMENTAL
SCIENCE CORP.

12065 Lebanon Rd.
Mt. Juliet, TN 37122
(615) 758-5858
1-800-767-5859
Fax (615) 758-5859

Tax I.D. 62-0814289

Est. 1970

Chris Kramer
SLR International Corp. - West Linn, OR
1800 Blankenship Road, Suite 440

West Linn, OR 97068

Report Summary

Tuesday September 29, 2009

Report Number: L423795

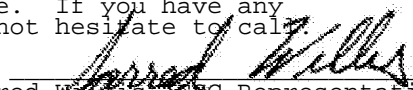
Samples Received: 09/24/09

Client Project: 008.0228.00037 0006

Description: Nord Door Project - Everett, WA

The analytical results in this report are based upon information supplied by you, the client, and are for your exclusive use. If you have any questions regarding this data package, please do not hesitate to call.

Entire Report Reviewed By:


Jarred Willis, ESC Representative

Laboratory Certification Numbers

A2LA - 1461-01, AIHA - 100789, AL - 40660, CA - I-2327, CT - PH-0197, FL - E87487
GA - 923, IN - C-TN-01, KY - 90010, KYUST - 0016, NC - ENV375, DW21704, ND - R-140
NJ - TN002, NJ NELAP - TN002, SC - 84004, TN - 2006, VA - 00109, WV - 233
AZ - 0612, MN - 047-999-395, NY - 11742, WI - 998093910

Accreditation is only applicable to the test methods specified on each scope of accreditation held by ESC Lab Sciences.

This report may not be reproduced, except in full, without written approval from Environmental Science Corp.

Where applicable, sampling conducted by ESC is performed per guidance provided in laboratory standard operating procedures: 060302, 060303, and 060304.

2 Samples Reported: 09/29/09 10:25 Printed: 09/29/09 10:26
Page 1 of 7



**ENVIRONMENTAL
SCIENCE CORP.**

12065 Lebanon Rd.
Mt. Juliet, TN 37122
(615) 758-5858
1-800-767-5859
Fax (615) 758-5859

Tax I.D. 62-0814289

Est. 1970

REPORT OF ANALYSIS

Chris Kramer
SLR International Corp. - West Linn
1800 Blankenship Road, Suite 440
West Linn, OR 97068

September 29, 2009

Date Received : September 24, 2009
Description : 008.0288.00037

ESC Sample # : L423795-01

Sample ID : HA-322-GW

Site ID :

Collected By : C Kramer
Collection Date : 09/23/09 12:15

Project # : 008.0228.00037 0006

Parameter	Result	MDL	RDL	Units	Q	Method	Date	Dil.
Gasoline Range (C7-C10)	U	33.	100	ug/l		NWTPH-H	09/28/09	1
Mineral Spirits	U	33.	100	ug/l		NWTPH-H	09/28/09	1
Kerosene (C9-C16)	U	33.	100	ug/l		NWTPH-H	09/28/09	1
Diesel (C7-C26)	43.	33.	100	ug/l	J	NWTPH-H	09/28/09	1
#6 Fuel Oil (C10-C32)	U	33.	100	ug/l		NWTPH-H	09/28/09	1
Hydraulic Fluid (C12-C33)	U	33.	100	ug/l		NWTPH-H	09/28/09	1
Motor Oil (C16-C40)	U	160	500	ug/l		NWTPH-H	09/28/09	1
Surrogate recovery(%) o-Terphenyl	122.			% Rec.		NWTPH-H	09/28/09	1

U = ND (Not Detected)
RDL = Reported Detection Limit = LOQ = PQL = EQL
MDL = Minimum Detection Limit = LOD = SQL(TRRP)
Note:

The reported analytical results relate only to the sample submitted.
This report shall not be reproduced, except in full, without the written approval from ESC.

Reported: 09/29/09 10:25 Printed: 09/29/09 10:26



**ENVIRONMENTAL
SCIENCE CORP.**

12065 Lebanon Rd.
Mt. Juliet, TN 37122
(615) 758-5858
1-800-767-5859
Fax (615) 758-5859

Tax I.D. 62-0814289

Est. 1970

REPORT OF ANALYSIS

Chris Kramer
SLR International Corp. - West Linn
1800 Blankenship Road, Suite 440
West Linn, OR 97068

September 29, 2009

Date Received : September 24, 2009
Description : 008.0288.00037

ESC Sample # : L423795-02

Sample ID : HA-323-GW

Site ID :

Collected By : C Kramer
Collection Date : 09/23/09 13:10

Project # : 008.0228.00037 0006

Parameter	Result	MDL	RDL	Units	Q	Method	Date	Dil.
Gasoline Range (C7-C10)	U	33.	100	ug/l		NWTPH-H	09/28/09	1
Mineral Spirits	U	33.	100	ug/l		NWTPH-H	09/28/09	1
Kerosene (C9-C16)	U	33.	100	ug/l		NWTPH-H	09/28/09	1
Diesel (C7-C26)	49.	33.	100	ug/l	J	NWTPH-H	09/28/09	1
#6 Fuel Oil (C10-C32)	U	33.	100	ug/l		NWTPH-H	09/28/09	1
Hydraulic Fluid (C12-C33)	U	33.	100	ug/l		NWTPH-H	09/28/09	1
Motor Oil (C16-C40)	330	160	500	ug/l	J	NWTPH-H	09/28/09	1
Surrogate recovery(%) o-Terphenyl	82.0			% Rec.		NWTPH-H	09/28/09	1

U = ND (Not Detected)
RDL = Reported Detection Limit = LOQ = PQL = EQL
MDL = Minimum Detection Limit = LOD = SQL(TRRP)
Note:

The reported analytical results relate only to the sample submitted.
This report shall not be reproduced, except in full, without the written approval from ESC.

Reported: 09/29/09 10:25 Printed: 09/29/09 10:26

Attachment A
List of Analytes with QC Qualifiers

Sample Number	Work Group	Sample Type	Analyte	Run ID	Qualifier
L423795-01	WG442573	SAMP	Diesel (C7-C26)	R917569	J
L423795-02	WG442573	SAMP	Diesel (C7-C26)	R917569	J
	WG442573	SAMP	Motor Oil (C16-C40)	R917569	J

Attachment B
Explanation of QC Qualifier Codes

Qualifier	Meaning
J	(EPA) - Estimated value below the lowest calibration point. Confidence correlates with concentration.

Qualifier Report Information

ESC utilizes sample and result qualifiers as set forth by the EPA Contract Laboratory Program and as required by most certifying bodies including NELAC. In addition to the EPA qualifiers adopted by ESC, we have implemented ESC qualifiers to provide more information pertaining to our analytical results. Each qualifier is designated in the qualifier explanation as either EPA or ESC. Data qualifiers are intended to provide the ESC client with more detailed information concerning the potential bias of reported data. Because of the wide range of constituents and variety of matrices incorporated by most EPA methods, it is common for some compounds to fall outside of established ranges. These exceptions are evaluated and all reported data is valid and useable unless qualified as 'R' (Rejected).

Definitions

- Accuracy - The relationship of the observed value of a known sample to the true value of a known sample. Represented by percent recovery and relevant to samples such as: control samples, matrix spike recoveries, surrogate recoveries, etc.
- Precision - The agreement between a set of samples or between duplicate samples. Relates to how close together the results are and is represented by Relative Percent Difference.
- Surrogate - Organic compounds that are similar in chemical composition, extraction, and chromatography to analytes of interest. The surrogates are used to determine the probable response of the group of analytes that are chemically related to the surrogate compound. Surrogates are added to the sample and carried through all stages of preparation and analyses.
- TIC - Tentatively Identified Compound: Compounds detected in samples that are not target compounds, internal standards, system monitoring compounds, or surrogates.

Summary of Remarks For Samples Printed
09/29/09 at 10:26:10

TSR Signing Reports: 358
R3 - Rush: Two Day

Log all arsenic gw samples as ASG.

Sample: L423795-01 Account: SLRWLOR Received: 09/24/09 09:00 Due Date: 09/28/09 00:00 RPT Date: 09/29/09 10:25

Sample: L423795-02 Account: SLRWLOR Received: 09/24/09 09:00 Due Date: 09/28/09 00:00 RPT Date: 09/29/09 10:25



12065 Lebanon Rd
 Mt. Juliet, TN 37122
 (615) 758-5858
 (800) 767-5859
 Fax (615) 758-5859
 Tax I.D 62-0814289
 Est. 1970

YOUR LAB OF CHOICE

Quality Control Summary

SDG: L423795

SLR International Corp. - West Linn, OR

Test:	Motor Oil (C16-C40) by Method 8015	Matrix:	Water - mg/L
Project No:	008.0228.00037 0006	EPA ID:	TN00003
Project:	008.0288.00037	Analytic Batch:	WG442573
Collection Date:	9/23/2009	Analyst:	260
Analysis Date:	9/28/2009	Extraction Date:	9/24/2009
Instrument ID:	SVGC13		
Sample Numbers:	L423795-01, -02		

Method Blank

Analyte	CAS	PQL	Qualifiers
#6 Fuel Oil (C10-C32)		<0.100	
Diesel (C7-C26)		<0.100	
Hydraulic Fluid (C12-C33)		<0.100	
Kerosene (C9-C16)		<0.100	
Mineral Spirits		<0.100	
Motor Oil (C16-C40)		<0.250	

Laboratory Control Sample (LCS)

Analyte	True Value	Found	Recovery %	Control Limits	Qualifiers
Diesel (C7-C26)	0.750	0.628	83.8	50 - 150	
Motor Oil (C16-C40)	0.750	0.592	79.0	50 - 150	

Laboratory Control Sample Duplicate (LCSD)

Analyte	True Value	Found	Recovery %	Control Limits	Qualifiers
Diesel (C7-C26)	0.750	0.697	93.0	50 - 150	7 of 10
Motor Oil (C16-C40)	0.750	0.684	91.2	50 - 150	



12065 Lebanon Rd
Mt. Juliet, TN 37122
(615) 758-5858
(800) 767-5859
Fax (615) 758-5859
Tax I.D 62-0814289
Est. 1970

YOUR LAB OF CHOICE

Quality Control Summary

SDG: L423795

SLR International Corp. - West Linn, OR

Test:	Diesel Range Organics by Method 8015		
Project No:	008.0228.00037 0006	Matrix:	Water - mg/L
Project:	008.0288.00037	EPA ID:	TN00003
Collection Date:	9/23/2009	Analytic Batch:	WG442573
Analysis Date:	9/28/2009	Analyst:	260
Instrument ID:	SVGC13	Extraction Date:	9/24/2009
Sample Numbers:	L423795-01, -02		

Surrogate Summary

Laboratory Sample ID	o-terphenylD ppm	% Rec
Blank WG442573	0.0240	120
LCS WG442573	0.0191	95.5
LCSD WG442573	0.0202	101
L423795-01	0.0243	122
L423795-02	0.0164	82.0

o-terphenyl Limits - 50 - 150



12065 Lebanon Rd
 Mt. Juliet, TN 37122
 (615) 758-5858
 (800) 767-5859
 Fax (615) 758-5859
 Tax I.D 62-0814289
 Est. 1970

YOUR LAB OF CHOICE

Quality Control Summary

SDG: L423795

SLR International Corp. - West Linn, OR

Test:	Motor Oil (C16-C40) by Method 8015			Matrix:	Water - mg/L
Project No:	008.0228.00037 0006			EPA ID:	TN00003
Project:	008.0288.00037			Analytic Batch:	WG442573
Collection Date:	9/23/2009			Analyst:	260
Analysis Date:	9/28/2009			Extraction Date:	9/24/2009
Instrument ID:	SVGC13				
Sample Numbers:	L423795-01, -02				

Laboratory Control Sample/ Laboratory Control Sample Duplicate

Analyte	Spike	LCS	% Rec		LCS D	% Rec	Control Limits	Qualifier	% Control	
			Rec	LCSD					RPD	Limits
Diesel (C7-C26)	0.750	0.628	83.8	0.697	93.0	50-150		10	20	
Motor Oil (C16-C40)	0.750	0.592	79.0	0.684	91.2	50-150		14	25	



ENVIRONMENTAL
SCIENCE CORP.

12065 Lebanon Rd.
Mt. Juliet, TN 37122
(615) 758-5858
1-800-767-5859
Fax (615) 758-5859

Tax I.D. 62-0814289

Est. 1970

Chris Kramer
SLR International Corp. - West Linn, OR
1800 Blankenship Road, Suite 440

West Linn, OR 97068

Report Summary

Monday October 05, 2009

Report Number: L424519

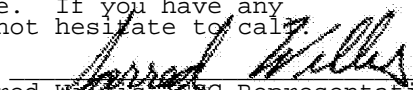
Samples Received: 09/24/09

Client Project: 008.0228.00037 0006

Description: Nord Door Project - Everett, WA

The analytical results in this report are based upon information supplied by you, the client, and are for your exclusive use. If you have any questions regarding this data package, please do not hesitate to call.

Entire Report Reviewed By:


Jarred Willis, ESC Representative

Laboratory Certification Numbers

A2LA - 1461-01, AIHA - 100789, AL - 40660, CA - I-2327, CT - PH-0197, FL - E87487
GA - 923, IN - C-TN-01, KY - 90010, KYUST - 0016, NC - ENV375, DW21704, ND - R-140
NJ - TN002, NJ NELAP - TN002, SC - 84004, TN - 2006, VA - 00109, WV - 233
AZ - 0612, MN - 047-999-395, NY - 11742, WI - 998093910

Accreditation is only applicable to the test methods specified on each scope of accreditation held by ESC Lab Sciences.

This report may not be reproduced, except in full, without written approval from Environmental Science Corp.

Where applicable, sampling conducted by ESC is performed per guidance provided in laboratory standard operating procedures: 060302, 060303, and 060304.

2 Samples Reported: 10/04/09 08:15 Revised: 10/05/09 17:11
Page 1 of 16



**ENVIRONMENTAL
SCIENCE CORP.**

12065 Lebanon Rd.
Mt. Juliet, TN 37122
(615) 758-5858
1-800-767-5859
Fax (615) 758-5859

Tax I.D. 62-0814289

Est. 1970

REPORT OF ANALYSIS

Chris Kramer
SLR International Corp. - West Linn
1800 Blankenship Road, Suite 440
West Linn, OR 97068

October 05, 2009

Date Received : September 24, 2009
Description : 008.0288.00037

ESC Sample # : L424519-01

Sample ID : HA-322-GW

Site ID :

Collected By : C Kramer
Collection Date : 09/23/09 12:15

Project # : 008.0228.00037 0006

Parameter	Result	MDL	RDL	Units	Q	Method	Date	Dil.
Diesel Range Organics (DRO)	49.	33.	100	ug/l	J	NWTPHDX	10/02/09	1
Residual Range Organics (RRO)	U	82.	250	ug/l		NWTPHDX	10/02/09	1
Surrogate Recovery								
o-Terphenyl	119.			% Rec.		NWTPHDX	10/02/09	1
Polynuclear Aromatic Hydrocarbons								
Anthracene	0.016	0.012	0.050	ug/l	J	8270C-S	10/01/09	1
Acenaphthene	0.17	0.013	0.050	ug/l		8270C-S	10/01/09	1
Acenaphthylene	0.030	0.017	0.050	ug/l	J	8270C-S	10/01/09	1
Benzo(a)anthracene	U	0.023	0.050	ug/l		8270C-S	10/01/09	1
Benzo(a)pyrene	U	0.013	0.050	ug/l		8270C-S	10/01/09	1
Benzo(b)fluoranthene	U	0.024	0.050	ug/l		8270C-S	10/01/09	1
Benzo(g,h,i)perylene	U	0.018	0.050	ug/l		8270C-S	10/01/09	1
Benzo(k)fluoranthene	U	0.020	0.050	ug/l		8270C-S	10/01/09	1
Chrysene	U	0.018	0.050	ug/l		8270C-S	10/01/09	1
Dibenz(a,h)anthracene	U	0.013	0.050	ug/l		8270C-S	10/01/09	1
Fluoranthene	0.031	0.020	0.050	ug/l	J	8270C-S	10/01/09	1
Fluorene	0.053	0.012	0.050	ug/l		8270C-S	10/01/09	1
Indeno(1,2,3-cd)pyrene	U	0.015	0.050	ug/l		8270C-S	10/01/09	1
Naphthalene	0.028	0.023	0.25	ug/l	J	8270C-S	10/01/09	1
Phenanthrene	0.063	0.018	0.050	ug/l		8270C-S	10/01/09	1
Pyrene	U	0.022	0.050	ug/l		8270C-S	10/01/09	1
1-Methylnaphthalene	0.023	0.014	0.25	ug/l	J	8270C-S	10/01/09	1
2-Methylnaphthalene	U	0.014	0.25	ug/l		8270C-S	10/01/09	1
2-Chloronaphthalene	U	0.014	0.25	ug/l		8270C-S	10/01/09	1
Surrogate Recovery								
Nitrobenzene-d5	11.0			% Rec.		8270C-S	10/01/09	1
2-Fluorobiphenyl	77.9			% Rec.		8270C-S	10/01/09	1
p-Terphenyl-d14	91.4			% Rec.		8270C-S	10/01/09	1
Base/Neutral Extractables								
Acenaphthylene	U	0.33	1.0	ug/l		8270C	09/30/09	1
Acetophenone	U	16.	50.	ug/l		8270C	09/30/09	1
Atrazine	U	3.3	10.	ug/l		8270C	09/30/09	1
Benzaldehyde	U	3.3	10.	ug/l		8270C	09/30/09	1
Biphenyl	U	3.3	10.	ug/l		8270C	09/30/09	1
Bis(2-chlorethoxy)methane	U	3.3	10.	ug/l		8270C	09/30/09	1
Bis(2-chloroethyl)ether	U	3.3	10.	ug/l		8270C	09/30/09	1
Bis(2-chloroisopropyl)ether	U	3.3	10.	ug/l		8270C	09/30/09	1
4-Bromophenyl-phenylether	U	3.3	10.	ug/l		8270C	09/30/09	1
2-Chloronaphthalene	U	3.3	10.	ug/l		8270C	09/30/09	1
4-Chlorophenyl-phenylether	U	3.3	10.	ug/l		8270C	09/30/09	1
3,3-Dichlorobenzidine	U	3.3	10.	ug/l		8270C	09/30/09	1

U = ND (Not Detected)
RDL = Reported Detection Limit = LOQ = PQL = EQL
MDL = Minimum Detection Limit = LOD = SQL(TRRP)

Note:

The reported analytical results relate only to the sample submitted.
This report shall not be reproduced, except in full, without the written approval from ESC.

Reported: 10/04/09 08:15 Revised: 10/05/09 17:12



**ENVIRONMENTAL
SCIENCE CORP.**

12065 Lebanon Rd.
Mt. Juliet, TN 37122
(615) 758-5858
1-800-767-5859
Fax (615) 758-5859

Tax I.D. 62-0814289

Est. 1970

REPORT OF ANALYSIS

Chris Kramer
SLR International Corp. - West Linn
1800 Blankenship Road, Suite 440
West Linn, OR 97068

October 05, 2009

Date Received : September 24, 2009
Description : 008.0288.00037

ESC Sample # : L424519-01

Sample ID : HA-322-GW

Site ID :

Collected By : C Kramer
Collection Date : 09/23/09 12:15

Project # : 008.0228.00037 0006

Parameter	Result	MDL	RDL	Units	Q	Method	Date	Dil.
2,4-Dinitrotoluene	U	3.3	10.	ug/l		8270C	09/30/09	1
2,6-Dinitrotoluene	U	3.3	10.	ug/l		8270C	09/30/09	1
Hexachlorobenzene	U	3.3	10.	ug/l		8270C	09/30/09	1
Hexachloro-1,3-butadiene	U	3.3	10.	ug/l		8270C	09/30/09	1
Hexachlorocyclopentadiene	U	3.3	10.	ug/l		8270C	09/30/09	1
Hexachloroethane	U	3.3	10.	ug/l		8270C	09/30/09	1
Isophorone	U	3.3	10.	ug/l		8270C	09/30/09	1
2-Methylnaphthalene	U	3.3	10.	ug/l		8270C	09/30/09	1
2-Methylphenol	U	1.3	10.	ug/l		8270C	09/30/09	1
3&4-methyl phenol	U	1.1	10.	ug/l		8270C	09/30/09	1
2-Nitroaniline	U	1.5	10.	ug/l		8270C	09/30/09	1
3-Nitroaniline	U	1.2	10.	ug/l		8270C	09/30/09	1
4-Nitroaniline	U	1.6	10.	ug/l		8270C	09/30/09	1
Nitrobenzene	U	3.3	10.	ug/l		8270C	09/30/09	1
n-Nitrosodiphenylamine	U	3.3	10.	ug/l		8270C	09/30/09	1
n-Nitrosodi-n-propylamine	U	3.3	10.	ug/l		8270C	09/30/09	1
Benzylbutyl phthalate	U	3.3	10.	ug/l		8270C	09/30/09	1
Caprolactam	U	3.3	10.	ug/l		8270C	09/30/09	1
Carbazole	U	0.95	10.	ug/l		8270C	09/30/09	1
Bis(2-ethylhexyl)phthalate	U	2.0	6.0	ug/l		8270C	09/30/09	1
4-Chloroaniline	U	2.6	10.	ug/l		8270C	09/30/09	1
Di-n-butyl phthalate	U	3.3	10.	ug/l		8270C	09/30/09	1
Dibenzofuran	U	1.5	10.	ug/l		8270C	09/30/09	1
Diethyl phthalate	U	3.3	10.	ug/l		8270C	09/30/09	1
Dimethyl phthalate	U	3.3	10.	ug/l		8270C	09/30/09	1
Di-n-octyl phthalate	U	3.3	10.	ug/l		8270C	09/30/09	1
Acid Extractables								
4-Chloro-3-methylphenol	U	1.8	10.	ug/l		8270C	09/30/09	1
2-Chlorophenol	U	1.3	10.	ug/l		8270C	09/30/09	1
2,4-Dichlorophenol	U	2.0	10.	ug/l		8270C	09/30/09	1
2,4-Dimethylphenol	U	2.1	10.	ug/l		8270C	09/30/09	1
4,6-Dinitro-2-methylphenol	U	2.2	10.	ug/l		8270C	09/30/09	1
2,4-Dinitrophenol	U	1.2	10.	ug/l		8270C	09/30/09	1
2-Nitrophenol	U	2.1	10.	ug/l		8270C	09/30/09	1
4-Nitrophenol	U	0.76	10.	ug/l		8270C	09/30/09	1
Phenol	U	0.59	10.	ug/l		8270C	09/30/09	1
Pentachlorophenol	U	0.33	1.0	ug/l		8270C	09/30/09	1
1,2,4,5-Tetrachlorobenzene	U	16.	50.	ug/l		8270C	09/30/09	1
2,4,5-Trichlorophenol	U	1.7	50.	ug/l		8270C	09/30/09	1
2,4,6-Trichlorophenol	U	2.0	10.	ug/l		8270C	09/30/09	1
Benzo(a)anthracene	U	0.33	1.0	ug/l		8270C	09/30/09	1
Benzo(a)pyrene	U	0.33	1.0	ug/l		8270C	09/30/09	1
Benzo(b)fluoranthene	U	0.33	1.0	ug/l		8270C	09/30/09	1

U = ND (Not Detected)

RDL = Reported Detection Limit = LOQ = PQL = EQL

MDL = Minimum Detection Limit = LOD = SQL(TRRP)

Note:

The reported analytical results relate only to the sample submitted.

This report shall not be reproduced, except in full, without the written approval from ESC.

Reported: 10/04/09 08:15 Revised: 10/05/09 17:12



**ENVIRONMENTAL
SCIENCE CORP.**

12065 Lebanon Rd.
Mt. Juliet, TN 37122
(615) 758-5858
1-800-767-5859
Fax (615) 758-5859

Tax I.D. 62-0814289

Est. 1970

REPORT OF ANALYSIS

Chris Kramer
SLR International Corp. - West Linn
1800 Blankenship Road, Suite 440
West Linn, OR 97068

October 05, 2009

Date Received : September 24, 2009
Description : 008.0288.00037

ESC Sample # : L424519-01

Sample ID : HA-322-GW

Site ID :

Collected By : C Kramer
Collection Date : 09/23/09 12:15

Project # : 008.0228.00037 0006

Parameter	Result	MDL	RDL	Units	Q	Method	Date	Dil.
Benzo(k)fluoranthene	U	0.33	1.0	ug/l		8270C	09/30/09	1
Chrysene	U	0.33	1.0	ug/l		8270C	09/30/09	1
Dibenz(a,h)anthracene	U	0.33	1.0	ug/l		8270C	09/30/09	1
Indeno(1,2,3-cd)pyrene	U	0.33	1.0	ug/l		8270C	09/30/09	1
Acenaphthene	0.40	0.33	1.0	ug/l	J	8270C	09/30/09	1
Anthracene	U	0.33	1.0	ug/l		8270C	09/30/09	1
Benzo(g,h,i)perylene	U	0.33	1.0	ug/l		8270C	09/30/09	1
Fluoranthene	U	0.33	1.0	ug/l		8270C	09/30/09	1
Fluorene	U	0.33	1.0	ug/l		8270C	09/30/09	1
Naphthalene	U	1.6	5.0	ug/l		8270C	09/30/09	1
Phenanthrene	U	0.33	1.0	ug/l		8270C	09/30/09	1
Pyrene	U	0.33	1.0	ug/l		8270C	09/30/09	1
Surrogate Recovery								
2-Fluorophenol	43.5			% Rec.		8270C	09/30/09	1
Phenol-d5	29.9			% Rec.		8270C	09/30/09	1
Nitrobenzene-d5	76.9			% Rec.		8270C	09/30/09	1
2-Fluorobiphenyl	83.9			% Rec.		8270C	09/30/09	1
2,4,6-Tribromophenol	91.2			% Rec.		8270C	09/30/09	1
p-Terphenyl-d14	99.1			% Rec.		8270C	09/30/09	1

U = ND (Not Detected)

RDL = Reported Detection Limit = LOQ = PQL = EQL

MDL = Minimum Detection Limit = LOD = SQL(TRRP)

Note:

The reported analytical results relate only to the sample submitted.

This report shall not be reproduced, except in full, without the written approval from ESC.

Reported: 10/04/09 08:15 Revised: 10/05/09 17:12



**ENVIRONMENTAL
SCIENCE CORP.**

12065 Lebanon Rd.
Mt. Juliet, TN 37122
(615) 758-5858
1-800-767-5859
Fax (615) 758-5859

Tax I.D. 62-0814289

Est. 1970

REPORT OF ANALYSIS

Chris Kramer
SLR International Corp. - West Linn
1800 Blankenship Road, Suite 440
West Linn, OR 97068

October 05, 2009

Date Received : September 24, 2009
Description : 008.0288.00037

ESC Sample # : L424519-02

Sample ID : HA-323-GW

Site ID :

Collected By : C Kramer
Collection Date : 09/23/09 13:10

Project # : 008.0228.00037 0006

Parameter	Result	MDL	RDL	Units	Q	Method	Date	Dil.
Diesel Range Organics (DRO)	83.	33.	100	ug/l	J	NWTPHDX	10/02/09	1
Residual Range Organics (RRO)	U	82.	250	ug/l		NWTPHDX	10/02/09	1
Surrogate Recovery								
o-Terphenyl	94.4			% Rec.		NWTPHDX	10/02/09	1
Polynuclear Aromatic Hydrocarbons								
Anthracene	0.18	0.012	0.050	ug/l		8270C-S	10/01/09	1
Acenaphthene	0.88	0.013	0.050	ug/l		8270C-S	10/01/09	1
Acenaphthylene	0.099	0.017	0.050	ug/l		8270C-S	10/01/09	1
Benzo(a)anthracene	0.55	0.023	0.050	ug/l		8270C-S	10/01/09	1
Benzo(a)pyrene	0.78	0.013	0.050	ug/l		8270C-S	10/01/09	1
Benzo(b)fluoranthene	0.82	0.024	0.050	ug/l		8270C-S	10/01/09	1
Benzo(g,h,i)perylene	0.75	0.018	0.050	ug/l		8270C-S	10/01/09	1
Benzo(k)fluoranthene	0.48	0.020	0.050	ug/l		8270C-S	10/01/09	1
Chrysene	0.68	0.018	0.050	ug/l		8270C-S	10/01/09	1
Dibenz(a,h)anthracene	0.20	0.013	0.050	ug/l		8270C-S	10/01/09	1
Fluoranthene	1.1	0.020	0.050	ug/l		8270C-S	10/01/09	1
Fluorene	0.094	0.012	0.050	ug/l		8270C-S	10/01/09	1
Indeno(1,2,3-cd)pyrene	0.59	0.015	0.050	ug/l		8270C-S	10/01/09	1
Naphthalene	0.23	0.023	0.25	ug/l	J	8270C-S	10/01/09	1
Phenanthrene	0.47	0.018	0.050	ug/l		8270C-S	10/01/09	1
Pyrene	1.0	0.022	0.050	ug/l		8270C-S	10/01/09	1
1-Methylnaphthalene	0.088	0.014	0.25	ug/l	J	8270C-S	10/01/09	1
2-Methylnaphthalene	0.14	0.014	0.25	ug/l	J	8270C-S	10/01/09	1
2-Chloronaphthalene	U	0.014	0.25	ug/l		8270C-S	10/01/09	1
Surrogate Recovery								
Nitrobenzene-d5	10.2			% Rec.		8270C-S	10/01/09	1
2-Fluorobiphenyl	63.9			% Rec.		8270C-S	10/01/09	1
p-Terphenyl-d14	44.1			% Rec.		8270C-S	10/01/09	1
Base/Neutral Extractables								
Acenaphthylene	U	0.33	1.0	ug/l		8270C	09/30/09	1
Acetophenone	U	16.	50.	ug/l		8270C	09/30/09	1
Atrazine	U	3.3	10.	ug/l		8270C	09/30/09	1
Benzaldehyde	U	3.3	10.	ug/l		8270C	09/30/09	1
Biphenyl	U	3.3	10.	ug/l		8270C	09/30/09	1
Bis(2-chlorethoxy)methane	U	3.3	10.	ug/l		8270C	09/30/09	1
Bis(2-chloroethyl)ether	U	3.3	10.	ug/l		8270C	09/30/09	1
Bis(2-chloroisopropyl)ether	U	3.3	10.	ug/l		8270C	09/30/09	1
4-Bromophenyl-phenylether	U	3.3	10.	ug/l		8270C	09/30/09	1
2-Chloronaphthalene	U	3.3	10.	ug/l		8270C	09/30/09	1
4-Chlorophenyl-phenylether	U	3.3	10.	ug/l		8270C	09/30/09	1
3,3-Dichlorobenzidine	U	3.3	10.	ug/l		8270C	09/30/09	1

U = ND (Not Detected)

RDL = Reported Detection Limit = LOQ = PQL = EQL

MDL = Minimum Detection Limit = LOD = SQL(TRRP)

Note:

The reported analytical results relate only to the sample submitted.

This report shall not be reproduced, except in full, without the written approval from ESC.

Reported: 10/04/09 08:15 Revised: 10/05/09 17:12



**ENVIRONMENTAL
SCIENCE CORP.**

12065 Lebanon Rd.
Mt. Juliet, TN 37122
(615) 758-5858
1-800-767-5859
Fax (615) 758-5859

Tax I.D. 62-0814289

Est. 1970

REPORT OF ANALYSIS

Chris Kramer
SLR International Corp. - West Linn
1800 Blankenship Road, Suite 440
West Linn, OR 97068

October 05, 2009

Date Received : September 24, 2009
Description : 008.0288.00037

ESC Sample # : L424519-02

Sample ID : HA-323-GW

Site ID :

Collected By : C Kramer
Collection Date : 09/23/09 13:10

Project # : 008.0228.00037 0006

Parameter	Result	MDL	RDL	Units	Q	Method	Date	Dil.
2,4-Dinitrotoluene	U	3.3	10.	ug/l		8270C	09/30/09	1
2,6-Dinitrotoluene	U	3.3	10.	ug/l		8270C	09/30/09	1
Hexachlorobenzene	U	3.3	10.	ug/l		8270C	09/30/09	1
Hexachloro-1,3-butadiene	U	3.3	10.	ug/l		8270C	09/30/09	1
Hexachlorocyclopentadiene	U	3.3	10.	ug/l		8270C	09/30/09	1
Hexachloroethane	U	3.3	10.	ug/l		8270C	09/30/09	1
Isophorone	U	3.3	10.	ug/l		8270C	09/30/09	1
2-Methylnaphthalene	U	3.3	10.	ug/l		8270C	09/30/09	1
2-Methylphenol	U	1.3	10.	ug/l		8270C	09/30/09	1
3&4-methyl phenol	U	1.1	10.	ug/l		8270C	09/30/09	1
2-Nitroaniline	U	1.5	10.	ug/l		8270C	09/30/09	1
3-Nitroaniline	U	1.2	10.	ug/l		8270C	09/30/09	1
4-Nitroaniline	U	1.6	10.	ug/l		8270C	09/30/09	1
Nitrobenzene	U	3.3	10.	ug/l		8270C	09/30/09	1
n-Nitrosodiphenylamine	U	3.3	10.	ug/l		8270C	09/30/09	1
n-Nitrosodi-n-propylamine	U	3.3	10.	ug/l		8270C	09/30/09	1
Benzylbutyl phthalate	U	3.3	10.	ug/l		8270C	09/30/09	1
Caprolactam	U	3.3	10.	ug/l		8270C	09/30/09	1
Carbazole	U	0.95	10.	ug/l		8270C	09/30/09	1
Bis(2-ethylhexyl)phthalate	U	2.0	6.0	ug/l		8270C	09/30/09	1
4-Chloroaniline	U	2.6	10.	ug/l		8270C	09/30/09	1
Di-n-butyl phthalate	U	3.3	10.	ug/l		8270C	09/30/09	1
Dibenzofuran	U	1.5	10.	ug/l		8270C	09/30/09	1
Diethyl phthalate	U	3.3	10.	ug/l		8270C	09/30/09	1
Dimethyl phthalate	U	3.3	10.	ug/l		8270C	09/30/09	1
Di-n-octyl phthalate	U	3.3	10.	ug/l		8270C	09/30/09	1
Acid Extractables								
4-Chloro-3-methylphenol	U	1.8	10.	ug/l		8270C	09/30/09	1
2-Chlorophenol	U	1.3	10.	ug/l		8270C	09/30/09	1
2,4-Dichlorophenol	U	2.0	10.	ug/l		8270C	09/30/09	1
2,4-Dimethylphenol	U	2.1	10.	ug/l		8270C	09/30/09	1
4,6-Dinitro-2-methylphenol	U	2.2	10.	ug/l		8270C	09/30/09	1
2,4-Dinitrophenol	U	1.2	10.	ug/l		8270C	09/30/09	1
2-Nitrophenol	U	2.1	10.	ug/l		8270C	09/30/09	1
4-Nitrophenol	U	0.76	10.	ug/l		8270C	09/30/09	1
Phenol	U	0.59	10.	ug/l		8270C	09/30/09	1
Pentachlorophenol	U	0.33	1.0	ug/l		8270C	09/30/09	1
1,2,4,5-Tetrachlorobenzene	U	16.	50.	ug/l		8270C	09/30/09	1
2,4,5-Trichlorophenol	U	1.7	50.	ug/l		8270C	09/30/09	1
2,4,6-Trichlorophenol	U	2.0	10.	ug/l		8270C	09/30/09	1
Benzo(a)anthracene	U	0.33	1.0	ug/l		8270C	09/30/09	1
Benzo(a)pyrene	U	0.33	1.0	ug/l		8270C	09/30/09	1
Benzo(b)fluoranthene	U	0.33	1.0	ug/l		8270C	09/30/09	1

U = ND (Not Detected)

RDL = Reported Detection Limit = LOQ = PQL = EQL

MDL = Minimum Detection Limit = LOD = SQL(TRRP)

Note:

The reported analytical results relate only to the sample submitted.

This report shall not be reproduced, except in full, without the written approval from ESC.

Reported: 10/04/09 08:15 Revised: 10/05/09 17:12



**ENVIRONMENTAL
SCIENCE CORP.**

12065 Lebanon Rd.
Mt. Juliet, TN 37122
(615) 758-5858
1-800-767-5859
Fax (615) 758-5859

Tax I.D. 62-0814289

Est. 1970

REPORT OF ANALYSIS

Chris Kramer
SLR International Corp. - West Linn
1800 Blankenship Road, Suite 440
West Linn, OR 97068

October 05, 2009

Date Received : September 24, 2009
Description : 008.0288.00037

ESC Sample # : L424519-02

Sample ID : HA-323-GW

Site ID :

Collected By : C Kramer
Collection Date : 09/23/09 13:10

Project # : 008.0228.00037 0006

Parameter	Result	MDL	RDL	Units	Q	Method	Date	Dil.
Benzo(k)fluoranthene	U	0.33	1.0	ug/l		8270C	09/30/09	1
Chrysene	U	0.33	1.0	ug/l		8270C	09/30/09	1
Dibenz(a,h)anthracene	U	0.33	1.0	ug/l		8270C	09/30/09	1
Indeno(1,2,3-cd)pyrene	U	0.33	1.0	ug/l		8270C	09/30/09	1
Acenaphthene	0.64	0.33	1.0	ug/l	J	8270C	09/30/09	1
Anthracene	U	0.33	1.0	ug/l		8270C	09/30/09	1
Benzo(g,h,i)perylene	U	0.33	1.0	ug/l		8270C	09/30/09	1
Fluoranthene	U	0.33	1.0	ug/l		8270C	09/30/09	1
Fluorene	U	0.33	1.0	ug/l		8270C	09/30/09	1
Naphthalene	U	1.6	5.0	ug/l		8270C	09/30/09	1
Phenanthrene	U	0.33	1.0	ug/l		8270C	09/30/09	1
Pyrene	U	0.33	1.0	ug/l		8270C	09/30/09	1
Surrogate Recovery								
2-Fluorophenol	44.6			% Rec.		8270C	09/30/09	1
Phenol-d5	28.0			% Rec.		8270C	09/30/09	1
Nitrobenzene-d5	72.2			% Rec.		8270C	09/30/09	1
2-Fluorobiphenyl	83.9			% Rec.		8270C	09/30/09	1
2,4,6-Tribromophenol	84.1			% Rec.		8270C	09/30/09	1
p-Terphenyl-d14	86.7			% Rec.		8270C	09/30/09	1

U = ND (Not Detected)

RDL = Reported Detection Limit = LOQ = PQL = EQL

MDL = Minimum Detection Limit = LOD = SQL(TRRP)

Note:

The reported analytical results relate only to the sample submitted.

This report shall not be reproduced, except in full, without the written approval from ESC.

Reported: 10/04/09 08:15 Revised: 10/05/09 17:12

Attachment A
List of Analytes with QC Qualifiers

Sample Number	Work Group	Sample Type	Analyte	Run ID	Qualifier
L424519-01	WG443191	SAMP	Diesel Range Organics (DRO)	R931589	J
	WG443278	SAMP	Acenaphthene	R926849	J
	WG443192	SAMP	Anthracene	R927289	J
	WG443192	SAMP	Acenaphthylene	R927289	J
	WG443192	SAMP	Fluoranthene	R927289	J
	WG443192	SAMP	Naphthalene	R927289	J
	WG443192	SAMP	1-Methylnaphthalene	R927289	J
	WG443191	SAMP	Diesel Range Organics (DRO)	R931589	J
L424519-02	WG443278	SAMP	Acenaphthene	R926849	J
	WG443192	SAMP	Naphthalene	R927289	J
	WG443192	SAMP	1-Methylnaphthalene	R927289	J
	WG443192	SAMP	2-Methylnaphthalene	R927289	J
	WG443192	SAMP	2-Methylnaphthalene	R927289	J

Attachment B
Explanation of QC Qualifier Codes

Qualifier	Meaning
J	(EPA) - Estimated value below the lowest calibration point. Confidence correlates with concentration.

Qualifier Report Information

ESC utilizes sample and result qualifiers as set forth by the EPA Contract Laboratory Program and as required by most certifying bodies including NELAC. In addition to the EPA qualifiers adopted by ESC, we have implemented ESC qualifiers to provide more information pertaining to our analytical results. Each qualifier is designated in the qualifier explanation as either EPA or ESC. Data qualifiers are intended to provide the ESC client with more detailed information concerning the potential bias of reported data. Because of the wide range of constituents and variety of matrices incorporated by most EPA methods, it is common for some compounds to fall outside of established ranges. These exceptions are evaluated and all reported data is valid and useable unless qualified as 'R' (Rejected).

Definitions

- Accuracy - The relationship of the observed value of a known sample to the true value of a known sample. Represented by percent recovery and relevant to samples such as: control samples, matrix spike recoveries, surrogate recoveries, etc.
- Precision - The agreement between a set of samples or between duplicate samples. Relates to how close together the results are and is represented by Relative Percent Difference.
- Surrogate - Organic compounds that are similar in chemical composition, extraction, and chromatography to analytes of interest. The surrogates are used to determine the probable response of the group of analytes that are chemically related to the surrogate compound. Surrogates are added to the sample and carried through all stages of preparation and analyses.
- TIC - Tentatively Identified Compound: Compounds detected in samples that are not target compounds, internal standards, system monitoring compounds, or surrogates.

Summary of Remarks For Samples Printed
10/05/09 at 17:12:19

TSR Signing Reports: 358
R5 - Desired TAT

Log all arsenic gw samples as ASG.

Sample: L424519-01 Account: SLRWLOR Received: 09/24/09 09:00 Due Date: 10/06/09 00:00 RPT Date: 10/04/09 08:15
Relogged from L423795-01
Sample: L424519-02 Account: SLRWLOR Received: 09/24/09 09:00 Due Date: 10/06/09 00:00 RPT Date: 10/04/09 08:15
Relogged from L423795-02



12065 Lebanon Rd
 Mt. Juliet, TN 37122
 (615) 758-5858
 (800) 767-5859
 Fax (615) 758-5859
 Tax I.D 62-0814289
 Est. 1970

YOUR LAB OF CHOICE

Quality Control Summary

SDG: L424519

SLR International Corp. - West Linn, OR

Test:	Diesel Range Organics by Method 8015		
Project No:	008.0228.00037 0006	Matrix:	Water - mg/L
Project:	008.0288.00037	EPA ID:	TN00003
Collection Date:	9/23/2009	Analytic Batch:	WG443191
Analysis Date:	10/2/2009	Analyst:	260
Instrument ID:	SVGC13	Extraction Date:	9/29/2009
Sample Numbers:	L424519-01, -02		

Method Blank

Analyte	CAS	PQL	Qualifiers
Diesel Range Organics (DRO)		<0.10	
Residual Range Organics (RRO)		<0.25	

Laboratory Control Sample (LCS)

Analyte	True Value	Found	Recovery %	Control Limits	Qualifiers
Total Range Organics	1.50	1.51	101	50 - 150	

Laboratory Control Sample Duplicate (LCSD)

Analyte	True Value	Found	Recovery %	Control Limits	Qualifiers
Total Range Organics	1.50	1.57	105	50 - 150	



12065 Lebanon Rd
 Mt. Juliet, TN 37122
 (615) 758-5858
 (800) 767-5859
 Fax (615) 758-5859
 Tax I.D 62-0814289
 Est. 1970

YOUR LAB OF CHOICE

Quality Control Summary

SDG: L424519

SLR International Corp. - West Linn, OR

Test:	Diesel Range Organics by Method 8015		
Project No:	008.0228.00037 0006	Matrix:	Water - mg/L
Project:	008.0288.00037	EPA ID:	TN00003
Collection Date:	9/23/2009	Analytic Batch:	WG443191
Analysis Date:	10/2/2009	Analyst:	260
Instrument ID:	SVGC13	Extraction Date:	9/29/2009
Sample Numbers:	L424519-01, -02		

Surrogate Summary

Laboratory Sample ID	o-terphenylD ppm	% Rec
Blank WG443191	0.0250	125
LCS WG443191	0.0234	117
LCSD WG443191	0.0241	121
L424519-01	0.0237	119
L424519-02	0.0189	94.4

o-terphenyl Limits - 50 - 150



12065 Lebanon Rd
 Mt. Juliet, TN 37122
 (615) 758-5858
 (800) 767-5859
 Fax (615) 758-5859
 Tax I.D 62-0814289
 Est. 1970

YOUR LAB OF CHOICE

Quality Control Summary

SDG: L424519

SLR International Corp. - West Linn, OR

Test:	Diesel Range Organics by Method 8015			Matrix:	Water - mg/L
Project No:	008.0228.00037 0006			EPA ID:	TN00003
Project:	008.0288.00037			Analytic Batch:	WG443191
Collection Date:	9/23/2009			Analyst:	260
Analysis Date:	10/2/2009			Extraction Date:	9/29/2009
Instrument ID:	SVGC13				
Sample Numbers:	L424519-01, -02				

Laboratory Control Sample/ Laboratory Control Sample Duplicate

Analyte	Spike	LCS	% Rec		Control Limits		Qualifier	% Control	
			Rec	LCSD	Rec	Limits		RPD	Limits
Total Range Organics	1.50	1.51	101	1.57	105	50-150		4.1	25

Quality Control Summary

SDG: L424519

SLR International Corp. - West Linn, OR

Test:	Semi-Volatiles by Method 8270C	Matrix:	Water - mg/L
Project No:	008.0228.00037 0006	EPA ID:	TN00003
Project:	008.0288.00037	Analytic Batch:	WG443278
Collection Date:	9/23/2009	Analyst:	279
Analysis Date:	9/30/2009	Extraction Date:	9/29/2009
Instrument ID:	BNAMS2		
Sample Numbers:	L424519-01, -02		

Method Blank

Analyte	CAS	PQL	Qualifiers
Bis(2-chloroethyl)ether	111-44-4	<0.0100	
Phenol	108-95-2	<0.0100	
Benzaldehyde	100-52-7	<0.0100	
2-Chlorophenol	95-57-8	<0.0100	
Bis(2-chloroisopropyl)ether	108-60-1	<0.0100	
2-Methylphenol	95-48-7	<0.0100	
Hexachloroethane	67-72-1	<0.0100	
n-Nitrosodi-n-propylamine	621-64-7	<0.0100	
3&4-methyl phenol	106-44-5	<0.0100	
Acetophenone	98-86-2	<0.0500	
Nitrobenzene	98-95-3	<0.0100	
Isophorone	78-59-1	<0.0100	
2-Nitrophenol	88-75-5	<0.0100	
2,4-Dimethylphenol	105-67-9	<0.0100	
Bis(2-chlorethoxy)methane	111-91-1	<0.0100	
2,4-Dichlorophenol	120-83-2	<0.0100	
Naphthalene	91-20-3	<0.0050	
4-Chloroaniline	106-47-8	<0.0100	
Hexachloro-1,3-butadiene	87-68-3	<0.0100	
Caprolactam	105-60-2	<0.0100	
4-Chloro-3-methylphenol	59-50-7	<0.0100	
2-Methylnaphthalene	91-57-6	<0.0100	
1,2,4,5-Tetrachlorobenzene	95-94-3	<0.0500	
Hexachlorocyclopentadiene	77-47-4	<0.0100	
2,4,6-Trichlorophenol	88-06-2	<0.0100	
2,4,5-Trichlorophenol	95-95-4	<0.0500	
Biphenyl	92-52-4	<0.0100	
2-Chloronaphthalene	91-58-7	<0.0100	
2-Nitroaniline	88-74-4	<0.0100	
Acenaphthylene	208-96-8	<0.0010	
Dimethyl phthalate	131-11-3	<0.0100	
2,6-Dinitrotoluene	606-20-2	<0.0100	
3-Nitroaniline	99-09-2	<0.0100	
Acenaphthene	83-32-9	<0.0010	
2,4-Dinitrophenol	51-28-5	<0.0100	

Quality Control Summary

SDG: L424519

SLR International Corp. - West Linn, OR

Test:	Semi-Volatiles by Method 8270C	Matrix:	Water - mg/L
Project No:	008.0228.00037 0006	EPA ID:	TN00003
Project:	008.0288.00037	Analytic Batch:	WG443278
Collection Date:	9/23/2009	Analyst:	279
Analysis Date:	9/30/2009	Extraction Date:	9/29/2009
Instrument ID:	BNAMS2		
Sample Numbers:	L424519-01, -02		

Method Blank

Analyte	CAS	PQL	Qualifiers
Dibenzofuran	132-64-9	<0.0100	
2,4-Dinitrotoluene	121-14-2	<0.0100	
4-Nitrophenol	100-02-7	<0.0100	
Fluorene	86-73-7	<0.0010	
4-Chlorophenyl-phenylether	7005-72-3	<0.0100	
Diethyl phthalate	84-66-2	<0.0100	
4-Nitroaniline	100-01-6	<0.0100	
Atrazine	1912-24-9	<0.0100	
4,6-Dinitro-2-methylphenol	534-52-1	<0.0100	
n-Nitrosodiphenylamine	86-30-6	<0.0100	
4-Bromophenyl-phenylether	101-55-3	<0.0100	
Hexachlorobenzene	118-74-1	<0.0100	
Pentachlorophenol	87-86-5	<0.0010	
Phenanthrene	85-01-8	<0.0010	
Anthracene	120-12-7	<0.0010	
Carbazole	86-74-8	<0.0100	
Di-n-butyl phthalate	84-74-2	<0.0100	
Fluoranthene	206-44-0	<0.0010	
Pyrene	129-00-0	<0.0010	
Benzylbutyl phthalate	85-68-7	<0.0100	
3,3-Dichlorobenzidine	91-94-1	<0.0100	
Benzo(a)anthracene	56-55-3	<0.0010	
Chrysene	218-01-9	<0.0010	
Bis(2-ethylhexyl)phthalate	117-81-7	<0.0060	
Di-n-octyl phthalate	117-84-0	<0.0100	
Benzo(b)fluoranthene	205-99-2	<0.0010	
Benzo(k)fluoranthene	207-08-9	<0.0010	
Benzo(a)pyrene	50-32-8	<0.0010	
Indeno(1,2,3-cd)pyrene	193-39-5	<0.0010	
Dibenz(a,h)anthracene	53-70-3	<0.0010	
Benzo(g,h,i)perylene	191-24-2	<0.0010	



12065 Lebanon Rd
 Mt. Juliet, TN 37122
 (615) 758-5858
 (800) 767-5859
 Fax (615) 758-5859
 Tax I.D 62-0814289
 Est. 1970

YOUR LAB OF CHOICE

Quality Control Summary

SDG: L424519

SLR International Corp. - West Linn, OR

Test:	Semi-Volatiles by Method 8270C-SIM		
Project No:	008.0228.00037 0006	Matrix:	Water - mg/L
Project:	008.0288.00037	EPA ID:	TN00003
Collection Date:	9/23/2009	Analytic Batch:	WG443192
Analysis Date:	9/30/2009	Analyst:	0
Instrument ID:	BNAMS9	Extraction Date:	9/29/2009
Sample Numbers:	L424519-01, -02		

Method Blank

Analyte	CAS	PQL	Qualifiers
Naphthalene	91-20-3	<0.000250	
2-Methylnaphthalene	91-57-6	<0.000250	
1-Methylnaphthalene	90-12-0	<0.000250	
2-Chloronaphthalene	91-58-7	<0.000250	
Acenaphthylene	208-96-8	<0.0000500	
Acenaphthene	83-32-9	<0.0000500	
Fluorene	86-73-7	<0.0000500	
Phenanthrene	85-01-8	<0.0000500	
Anthracene	120-12-7	<0.0000500	
Fluoranthene	206-44-0	<0.0000500	
Pyrene	129-00-0	<0.0000500	
Benzo(a)anthracene	56-55-3	<0.0000500	
Chrysene	218-01-9	<0.0000500	
Benzo(b)fluoranthene	205-99-2	<0.0000500	
Benzo(k)fluoranthene	207-08-9	<0.0000500	
Benzo(a)pyrene	50-32-8	<0.0000500	
Indeno(1,2,3-cd)pyrene	193-39-5	<0.0000500	
Dibenz(a,h)anthracene	53-70-3	<0.0000500	
Benzo(g,h,i)perylene	191-24-2	<0.0000500	

Quality Control Summary

SDG: L424519

SLR International Corp. - West Linn, OR

Test:	Semi-volatile Organic Compounds by Method 8270C		
Project No:	008.0228.00037 0006	Matrix:	Water - mg/L
Project:	008.0288.00037	EPA ID:	TN00003
Collection Date:	9/23/2009	Analytic Batch:	WG443278
Analysis Date:	9/30/2009 9:02:00 PM	Analyst:	279
Instrument ID:	SVGCMS7	Extraction Date:	9/29/2009
Sample Numbers:	L424519-01, -02		

Laboratory Control Sample (LCS)

Analyte	True Value	Found	Recovery %	Control Limits	Qualifiers
1,2,4,5-Tetrachlorobenzene	0.0100	0.00632	63.2	39 - 116	
2,4,5-Trichlorophenol	0.0100	0.00785	78.5	48 - 120	
2,4,6-Trichlorophenol	0.0100	0.00755	75.5	49 - 118	
2,4-Dichlorophenol	0.0100	0.00730	73.0	46 - 115	
2,4-Dimethylphenol	0.0100	0.0104	104	40 - 124	
2,4-Dinitrophenol	0.0100	0.00494	49.4	10 - 125	
2,4-Dinitrotoluene	0.0100	0.00835	83.5	56 - 128	
2,6-Dinitrotoluene	0.0100	0.00810	81.0	56 - 121	
2-Chloronaphthalene	0.0100	0.00726	72.6	44 - 110	
2-Chlorophenol	0.0100	0.00670	67.0	38 - 114	
2-Methylnaphthalene	0.0100	0.00738	73.8	28 - 122	
2-Methylphenol	0.0100	0.00624	62.4	42 - 99	
2-Nitroaniline	0.0100	0.00837	83.7	55 - 124	
2-Nitrophenol	0.0100	0.00757	75.7	35 - 118	
3&4-Methyl Phenol	0.0100	0.00628	62.8	36 - 102	
3,3-Dichlorobenzidine	0.0100	0.00968	96.8	46 - 145	
3-Nitroaniline	0.0100	0.00861	86.1	39 - 141	
4,6-Dinitro-2-methylphenol	0.0100	0.00616	61.6	24 - 119	
4-Bromophenyl-phenylether	0.0100	0.00847	84.7	45 - 105	
4-Chloro-3-methylphenol	0.0100	0.00760	76.0	47 - 116	
4-Chloroaniline	0.0100	0.00832	83.2	21 - 151	
4-Chlorophenyl-phenylether	0.0100	0.00815	81.5	49 - 116	
4-Nitroaniline	0.0100	0.0102	102	43 - 144	
4-Nitrophenol	0.0100	0.00288	28.8	10 - 66	
Acenaphthene	0.0100	0.00799	79.9	48 - 110	
Acenaphthylene	0.0100	0.00815	81.5	48 - 113	
Acetophenone	0.0100	0.00656	65.6	35 - 98	
Anthracene	0.0100	0.00913	91.3	55 - 127	
Atrazine	0.0100	0.00912	91.2	43 - 159	
Benzaldehyde	0.0100	0.00298	29.8	1 - 78	
Benzo(a)anthracene	0.0100	0.00935	93.5	57 - 115	
Benzo(a)pyrene	0.0100	0.00854	85.4	63 - 125	
Benzo(b)fluoranthene	0.0100	0.00859	85.9	50 - 123	
Benzo(g,h,i)perylene	0.0100	0.00827	82.7	39 - 143	
Benzo(k)fluoranthene	0.0100	0.00761	76.1	45 - 126	

Quality Control Summary

SDG: L424519

SLR International Corp. - West Linn, OR

Test:	Semi-volatile Organic Compounds by Method 8270C	Matrix:	Water - mg/L
Project No:	008.0228.00037 0006	EPA ID:	TN00003
Project:	008.0288.00037	Analytic Batch:	WG443278
Collection Date:	9/23/2009	Analyst:	279
Analysis Date:	9/30/2009 9:02:00 PM	Extraction Date:	9/29/2009
Instrument ID:	SVGCMS7		
Sample Numbers:	L424519-01, -02		

Laboratory Control Sample (LCS)

Analyte	True Value	Found	Recovery %	Control Limits	Qualifiers
Benzylbutyl phthalate	0.0100	0.00820	82.0	22 - 154	
Biphenyl	0.0100	0.00742	74.2	45 - 111	
Bis(2-chlorethoxy)methane	0.0100	0.00819	81.9	42 - 116	
Bis(2-chloroethyl)ether	0.0100	0.00718	71.8	26 - 115	
Bis(2-chloroisopropyl)ether	0.0100	0.00698	69.8	32 - 115	
Bis(2-ethylhexyl)phthalate	0.0100	0.0107	107	47 - 143	
Caprolactam	0.0100	0.00204	20.4	11 - 33	
Carbazole	0.0100	0.00941	94.1	49 - 133	
Chrysene	0.0100	0.00946	94.6	58 - 113	
Dibenz(a,h)anthracene	0.0100	0.00832	83.2	39 - 144	
Dibenzofuran	0.0100	0.00772	77.2	50 - 121	
Diethyl phthalate	0.0100	0.00835	83.5	36 - 128	
Dimethyl phthalate	0.0100	0.00557	55.7	10 - 135	
Di-n-butyl phthalate	0.0100	0.0109	109	51 - 131	
Di-n-octyl phthalate	0.0100	0.0111	111	51 - 138	
Fluoranthene	0.0100	0.00926	92.6	53 - 119	
Fluorene	0.0100	0.00799	79.9	49 - 116	
Hexachloro-1,3-butadiene	0.0100	0.00631	63.1	21 - 116	
Hexachlorobenzene	0.0100	0.00754	75.4	51 - 121	
Hexachlorocyclopentadiene	0.0100	0.00576	57.6	4 - 126	
Hexachloroethane	0.0100	0.00505	50.5	15 - 109	
Indeno(1,2,3-cd)pyrene	0.0100	0.00811	81.1	40 - 143	
Isophorone	0.0100	0.00754	75.4	48 - 126	
Naphthalene	0.0100	0.00676	67.6	29 - 103	
Nitrobenzene	0.0100	0.00641	64.1	31 - 105	
n-Nitrosodi-n-propylamine	0.0100	0.00834	83.4	47 - 122	
n-Nitrosodiphenylamine	0.0100	0.00906	90.6	59 - 143	
Pentachlorophenol	0.0100	0.00596	59.6	20 - 122	
Phenanthrene	0.0100	0.00829	82.9	54 - 112	
Phenol	0.0100	0.00272	27.2	17 - 52	
Pyrene	0.0100	0.00885	88.5	46 - 130	

Quality Control Summary

SDG: L424519

SLR International Corp. - West Linn, OR

Test:	Semi-volatile Organic Compounds by Method 8270C		
Project No:	008.0228.00037 0006	Matrix:	Water - mg/L
Project:	008.0288.00037	EPA ID:	TN00003
Collection Date:	9/23/2009	Analytic Batch:	WG443278
Analysis Date:	9/30/2009 9:02:00 PM	Analyst:	279
Instrument ID:	SVGCMS7	Extraction Date:	9/29/2009
Sample Numbers:	L424519-01, -02		

Laboratory Control Sample Duplicate (LCSD)

Analyte	True Value	Found	Recovery %	Control Limits	Qualifiers
1,2,4,5-Tetrachlorobenzene	0.0100	0.00615	61.5	39 - 116	
2,4,5-Trichlorophenol	0.0100	0.00754	75.4	48 - 120	
2,4,6-Trichlorophenol	0.0100	0.00737	73.7	49 - 118	
2,4-Dichlorophenol	0.0100	0.00714	71.4	46 - 115	
2,4-Dimethylphenol	0.0100	0.0105	105	40 - 124	
2,4-Dinitrophenol	0.0100	0.00504	50.4	10 - 125	
2,4-Dinitrotoluene	0.0100	0.00783	78.3	56 - 128	
2,6-Dinitrotoluene	0.0100	0.00771	77.1	56 - 121	
2-Chloronaphthalene	0.0100	0.00716	71.6	44 - 110	
2-Chlorophenol	0.0100	0.00615	61.5	38 - 114	
2-Methylnaphthalene	0.0100	0.00719	71.9	28 - 122	
2-Methylphenol	0.0100	0.00590	59.0	42 - 99	
2-Nitroaniline	0.0100	0.00797	79.7	55 - 124	
2-Nitrophenol	0.0100	0.00686	68.6	35 - 118	
3&4-Methyl Phenol	0.0100	0.00590	59.0	36 - 102	
3,3-Dichlorobenzidine	0.0100	0.0104	104	46 - 145	
3-Nitroaniline	0.0100	0.00801	80.1	39 - 141	
4,6-Dinitro-2-methylphenol	0.0100	0.00605	60.5	24 - 119	
4-Bromophenyl-phenylether	0.0100	0.00847	84.7	45 - 105	
4-Chloro-3-methylphenol	0.0100	0.00709	70.9	47 - 116	
4-Chloroaniline	0.0100	0.00803	80.3	21 - 151	
4-Chlorophenyl-phenylether	0.0100	0.00809	80.9	49 - 116	
4-Nitroaniline	0.0100	0.00920	92.0	43 - 144	
4-Nitrophenol	0.0100	0.00250	25.0	10 - 66	
Acenaphthene	0.0100	0.00820	82.0	48 - 110	
Acenaphthylene	0.0100	0.00825	82.5	48 - 113	
Acetophenone	0.0100	0.00616	61.6	35 - 98	
Anthracene	0.0100	0.00906	90.6	55 - 127	
Atrazine	0.0100	0.00886	88.6	43 - 159	
Benzaldehyde	0.0100	0.00290	29.0	1 - 78	
Benzo(a)anthracene	0.0100	0.00921	92.1	57 - 115	
Benzo(a)pyrene	0.0100	0.00865	86.5	63 - 125	
Benzo(b)fluoranthene	0.0100	0.00834	83.4	50 - 123	
Benzo(g,h,i)perylene	0.0100	0.00788	78.8	39 - 143	
Benzo(k)fluoranthene	0.0100	0.00784	78.4	45 - 126	

Quality Control Summary

SDG: L424519

SLR International Corp. - West Linn, OR

Test:	Semi-volatile Organic Compounds by Method 8270C	Matrix:	Water - mg/L
Project No:	008.0228.00037 0006	EPA ID:	TN00003
Project:	008.0288.00037	Analytic Batch:	WG443278
Collection Date:	9/23/2009	Analyst:	279
Analysis Date:	9/30/2009 9:02:00 PM	Extraction Date:	9/29/2009
Instrument ID:	SVGCMS7		
Sample Numbers:	L424519-01, -02		

Laboratory Control Sample Duplicate (LCSD)

Analyte	True Value	Found	Recovery %	Control Limits	Qualifiers
Benzylbutyl phthalate	0.0100	0.00772	77.2	22 - 154	
Biphenyl	0.0100	0.00737	73.7	45 - 111	
Bis(2-chlorethoxy)methane	0.0100	0.00784	78.4	42 - 116	
Bis(2-chloroethyl)ether	0.0100	0.00661	66.1	26 - 115	
Bis(2-chloroisopropyl)ether	0.0100	0.00651	65.1	32 - 115	
Bis(2-ethylhexyl)phthalate	0.0100	0.0107	107	47 - 143	
Caprolactam	0.0100	0.00194	19.4	11 - 33	
Carbazole	0.0100	0.00893	89.3	49 - 133	
Chrysene	0.0100	0.00943	94.3	58 - 113	
Dibenz(a,h)anthracene	0.0100	0.00795	79.5	39 - 144	
Dibenzofuran	0.0100	0.00743	74.3	50 - 121	
Diethyl phthalate	0.0100	0.00796	79.6	36 - 128	
Dimethyl phthalate	0.0100	0.00510	51.0	10 - 135	
Di-n-butyl phthalate	0.0100	0.00993	99.3	51 - 131	
Di-n-octyl phthalate	0.0100	0.0112	112	51 - 138	
Fluoranthene	0.0100	0.00914	91.4	53 - 119	
Fluorene	0.0100	0.00800	80.0	49 - 116	
Hexachloro-1,3-butadiene	0.0100	0.00599	59.9	21 - 116	
Hexachlorobenzene	0.0100	0.00801	80.1	51 - 121	
Hexachlorocyclopentadiene	0.0100	0.00542	54.2	4 - 126	
Hexachloroethane	0.0100	0.00520	52.0	15 - 109	
Indeno(1,2,3-cd)pyrene	0.0100	0.00777	77.7	40 - 143	
Isophorone	0.0100	0.00753	75.3	48 - 126	
Naphthalene	0.0100	0.00647	64.7	29 - 103	
Nitrobenzene	0.0100	0.00605	60.5	31 - 105	
n-Nitrosodi-n-propylamine	0.0100	0.00811	81.1	47 - 122	
n-Nitrosodiphenylamine	0.0100	0.00923	92.3	59 - 143	
Pentachlorophenol	0.0100	0.00592	59.2	20 - 122	
Phenanthrene	0.0100	0.00831	83.1	54 - 112	
Phenol	0.0100	0.00242	24.2	17 - 52	
Pyrene	0.0100	0.00857	85.7	46 - 130	

Quality Control Summary

SDG: L424519

SLR International Corp. - West Linn, OR

Test:	Semi-volatile Organic Compounds by Method 8270C-SIM		
Project No:	008.0228.00037 0006	Matrix:	Water - mg/L
Project:	008.0288.00037	EPA ID:	TN00003
Collection Date:	9/23/2009	Analytic Batch:	WG443192
Analysis Date:	10/1/2009 12:33:00 AM	Analyst:	0
Instrument ID:	BNAMS9	Extraction Date:	9/29/2009
Sample Numbers:	L424519-01, -02		

Laboratory Control Sample (LCS)

Analyte	True Value	Found	Recovery %	Control Limits	Qualifiers
1-Methylnaphthalene	0.00100	0.000895	89.5	30 - 123	
2-Chloronaphthalene	0.00100	0.000903	90.3	34 - 120	
2-Methylnaphthalene	0.00100	0.000878	87.8	29 - 116	
Acenaphthene	0.00100	0.000887	88.7	40 - 113	
Acenaphthylene	0.00100	0.000863	86.3	36 - 115	
Anthracene	0.00100	0.000904	90.4	45 - 118	
Benzo(a)anthracene	0.00100	0.000850	85.0	36 - 129	
Benzo(a)pyrene	0.00100	0.00100	100	44 - 124	
Benzo(b)fluoranthene	0.00100	0.000950	95.0	43 - 126	
Benzo(g,h,i)perylene	0.00100	0.000986	98.6	39 - 128	
Benzo(k)fluoranthene	0.00100	0.000932	93.2	44 - 127	
Chrysene	0.00100	0.000953	95.3	36 - 137	
Dibenz(a,h)anthracene	0.00100	0.000995	99.5	39 - 129	
Fluoranthene	0.00100	0.000921	92.1	45 - 123	
Fluorene	0.00100	0.000878	87.8	41 - 118	
Indeno(1,2,3-cd)pyrene	0.00100	0.000987	98.7	39 - 129	
Naphthalene	0.00100	0.000879	87.9	26 - 111	
Phenanthrene	0.00100	0.000888	88.8	41 - 116	
Pyrene	0.00100	0.000942	94.2	32 - 136	

Quality Control Summary

SDG: L424519

SLR International Corp. - West Linn, OR

Test:	Semi-volatile Organic Compounds by Method 8270C-SIM		
Project No:	008.0228.00037 0006	Matrix:	Water - mg/L
Project:	008.0288.00037	EPA ID:	TN00003
Collection Date:	9/23/2009	Analytic Batch:	WG443192
Analysis Date:	10/1/2009 12:33:00 AM	Analyst:	0
Instrument ID:	BNAMS9	Extraction Date:	9/29/2009
Sample Numbers:	L424519-01, -02		

Laboratory Control Sample Duplicate (LCSD)

Analyte	True Value	Found	Recovery %	Control Limits	Qualifiers
1-Methylnaphthalene	0.00100	0.000866	86.6	30 - 123	
2-Chloronaphthalene	0.00100	0.000869	86.9	34 - 120	
2-Methylnaphthalene	0.00100	0.000838	83.8	29 - 116	
Acenaphthene	0.00100	0.000863	86.3	40 - 113	
Acenaphthylene	0.00100	0.000747	74.7	36 - 115	
Anthracene	0.00100	0.000933	93.3	45 - 118	
Benzo(a)anthracene	0.00100	0.000873	87.3	36 - 129	
Benzo(a)pyrene	0.00100	0.000916	91.6	44 - 124	
Benzo(b)fluoranthene	0.00100	0.000887	88.7	43 - 126	
Benzo(g,h,i)perylene	0.00100	0.000967	96.7	39 - 128	
Benzo(k)fluoranthene	0.00100	0.000814	81.4	44 - 127	
Chrysene	0.00100	0.000964	96.4	36 - 137	
Dibenz(a,h)anthracene	0.00100	0.000980	98.0	39 - 129	
Fluoranthene	0.00100	0.000951	95.1	45 - 123	
Fluorene	0.00100	0.000871	87.1	41 - 118	
Indeno(1,2,3-cd)pyrene	0.00100	0.000965	96.5	39 - 129	
Naphthalene	0.00100	0.000854	85.4	26 - 111	
Phenanthrene	0.00100	0.000847	84.7	41 - 116	
Pyrene	0.00100	0.000947	94.7	32 - 136	

Quality Control Summary

SDG: L424519

SLR International Corp. - West Linn, OR

Test:	Semi-Volatiles by Method 8270C-SIM			Matrix:	Water - mg/L
Project No:	008.0228.00037	0006		EPA ID:	TN00003
Project:	008.0288.00037			Analytic Batch:	WG443192
Collection Date:	9/23/2009			Analyst:	0
Analysis Date:	9/30/2009			Extraction Date:	9/29/2009
Instrument ID:	BNAMS9				
Sample Numbers:	L424519-01, -02				

Surrogate Summary

Laboratory Sample ID	NBZ		2FP		TRP	
	ppb	% Rec	ppb	% Rec	ppb	% Rec
Blank WG443192	600	60.0	755	75.5	976	97.6
LCS WG443192	693	69.2	824	82.4	1000	100
LCSD WG443192	659	65.9	785	78.5	1030	103
L424519-01	110	11.0	779	77.9	914	91.4
L424519-02	102	10.2	639	63.9	441	44.1

NBZ - Nitrobenzene-d5	10-139
2FP - 2-Fluorobiphenyl	31-121
TPH - Terphneyl-d14	21-136



12065 Lebanon Rd
 Mt. Juliet, TN 37122
 (615) 758-5858
 (800) 767-5859
 Fax (615) 758-5859
 Tax I.D 62-0814289
 Est. 1970

YOUR LAB OF CHOICE

Quality Control Summary

SDG: L424519

SLR International Corp. - West Linn, OR

Test:	Semi-Volatiles by Method 8270C			Matrix:	Water - mg/L
Project No:	008.0228.00037 0006			EPA ID:	TN00003
Project:	008.0288.00037			Analytic Batch:	WG443278
Collection Date:	9/23/2009			Analyst:	279
Analysis Date:	9/30/2009			Extraction Date:	9/29/2009
Instrument ID:	BNAMS2				
Sample Numbers:	L424519-01, -02				

Surrogate Summary

Laboratory Sample ID	NBZ		FBP		TPH		2FP		PHL		TBP	
	ppb	% Rec	ppb	% Rec	ppb	% Rec	ppb	% Rec	ppb	% Rec	ppb	% Rec
LCS WG443278	6480	64.8	7590	75.9	10300	103	6850	34.2	5230	26.1	14500	72.6
LCSD WG443278	6130	61.3	7370	73.7	10200	102	6650	33.3	4750	23.7	14000	70.2
Blank WG443278	5820	58.2	6960	69.6	10600	106	7550	37.8	5160	25.8	14700	73.5
L424519-01	7690	76.9	8390	83.9	9910	99.1	8710	43.5	5980	29.9	18200	91.2
L424519-02	7220	72.2	8390	83.9	8670	86.7	8910	44.6	5600	28.0	16800	84.1

NBZ - Nitrobenzene-d5	12-120
FBP - 2-Fluorobiphenyl	26-122
TPH - Terphenyl-d14	34-149
2FP - 2-Fluorophenol	10-87
PHL - Phenol-d5	10-67
TBP - 2,4,6-Tribromophenol	10-148

Quality Control Summary

SDG: L424519

SLR International Corp. - West Linn, OR

Test:	Semi-volatile Organic Compounds by Method 8270C		
Project No:	008.0228.00037 0006	Matrix:	Water - mg/L
Project:	008.0288.00037	EPA ID:	TN00003
Collection Date:	9/23/2009	Analytic Batch:	WG443278
Analysis Date:	9/30/2009 9:02:00 PM	Analyst:	279
Instrument ID:	SVGCMS7	Extraction Date:	9/29/2009
Sample Numbers:	L424519-01, -02		

Laboratory Control Sample/ Laboratory Control Sample Duplicate

Analyte	Spike	%		%		Control Limits	Qualifier	RPD	Control	
		LCS	Rec	LCS	Rec				Limits	Qualifier
1,2,4,5-Tetrachlorobenzene	0.0100	0.00632	63.2	0.00615	61.5	39-116		2.8	33	
2,4,5-Trichlorophenol	0.0100	0.00785	78.5	0.00754	75.4	48-120		4.0	29	
2,4,6-Trichlorophenol	0.0100	0.00755	75.5	0.00737	73.7	49-118		2.5	28	
2,4-Dichlorophenol	0.0100	0.00730	73.0	0.00714	71.4	46-115		2.2	28	
2,4-Dimethylphenol	0.0100	0.0104	104	0.0105	105	40-124		0.6	36	
2,4-Dinitrophenol	0.0100	0.00494	49.4	0.00504	50.4	10-125		2.1	50	
2,4-Dinitrotoluene	0.0100	0.00835	83.5	0.00783	78.3	56-128		6.5	24	
2,6-Dinitrotoluene	0.0100	0.00810	81.0	0.00771	77.1	56-121		5.0	23	
2-Chloronaphthalene	0.0100	0.00726	72.6	0.00716	71.6	44-110		1.4	30	
2-Chlorophenol	0.0100	0.00670	67.0	0.00615	61.5	38-114		8.6	36	
2-Methylnaphthalene	0.0100	0.00738	73.8	0.00719	71.9	28-122		2.6	36	
2-Methylphenol	0.0100	0.00624	62.4	0.00590	59.0	42-99		5.7	26	
2-Nitroaniline	0.0100	0.00837	83.7	0.00797	79.7	55-124		4.9	22	
2-Nitrophenol	0.0100	0.00757	75.7	0.00686	68.6	35-118		9.9	35	
3&4-Methyl Phenol	0.0100	0.00628	62.8	0.00590	59.0	36-102		6.1	31	
3,3-Dichlorobenzidine	0.0100	0.00968	96.8	0.0104	104	46-145		7.6	31	
3-Nitroaniline	0.0100	0.00861	86.1	0.00801	80.1	39-141		7.3	32	
4,6-Dinitro-2-methylphenol	0.0100	0.00616	61.6	0.00605	60.5	24-119		1.9	50	
4-Bromophenyl-phenylether	0.0100	0.00847	84.7	0.00847	84.7	45-105		0.0	26	
4-Chloro-3-methylphenol	0.0100	0.00760	76.0	0.00709	70.9	47-116		7.1	22	
4-Chloroaniline	0.0100	0.00832	83.2	0.00803	80.3	21-151		3.6	36	
4-Chlorophenyl-phenylether	0.0100	0.00815	81.5	0.00809	80.9	49-116		0.8	26	
4-Nitroaniline	0.0100	0.0102	102	0.00920	92.0	43-144		10	34	
4-Nitrophenol	0.0100	0.00288	28.8	0.00250	25.0	10-66		14	37	
Acenaphthene	0.0100	0.00799	79.9	0.00820	82.0	48-110		2.5	26	
Acenaphthylene	0.0100	0.00815	81.5	0.00825	82.5	48-113		1.2	28	
Acetophenone	0.0100	0.00656	65.6	0.00616	61.6	35-98		6.2	38	
Anthracene	0.0100	0.00913	91.3	0.00906	90.6	55-127		0.8	24	
Atrazine	0.0100	0.00912	91.2	0.00886	88.6	43-159		2.8	26	
Benzaldehyde	0.0100	0.00298	29.8	0.00290	29.0	1-78		2.6	49	
Benzo(a)anthracene	0.0100	0.00935	93.5	0.00921	92.1	57-115		1.6	20	
Benzo(a)pyrene	0.0100	0.00854	85.4	0.00865	86.5	63-125		1.3	22	
Benzo(b)fluoranthene	0.0100	0.00859	85.9	0.00834	83.4	50-123		3.0	32	
Benzo(g,h,i)perylene	0.0100	0.00827	82.7	0.00788	78.8	39-143		4.9	31	
Benzo(k)fluoranthene	0.0100	0.00761	76.1	0.00784	78.4	45-126		3.0	37	

Quality Control Summary

SDG: L424519

SLR International Corp. - West Linn, OR

Test:	Semi-volatile Organic Compounds by Method 8270C		
Project No:	008.0228.00037 0006	Matrix:	Water - mg/L
Project:	008.0288.00037	EPA ID:	TN00003
Collection Date:	9/23/2009	Analytic Batch:	WG443278
Analysis Date:	9/30/2009 9:02:00 PM	Analyst:	279
Instrument ID:	SVGCMS7	Extraction Date:	9/29/2009
Sample Numbers:	L424519-01, -02		

Laboratory Control Sample/ Laboratory Control Sample Duplicate

Analyte	Spike	%		%		Control Limits	Qualifier	%		Control Limits	Qualifier
		LCS	Rec	LCS	Rec			RPD	RPD		
Benzylbutyl phthalate	0.0100	0.00820	82.0	0.00772	77.2	22-154		6.1	29		
Biphenyl	0.0100	0.00742	74.2	0.00737	73.7	45-111		0.6	30		
Bis(2-chlorethoxy)methane	0.0100	0.00819	81.9	0.00784	78.4	42-116		4.4	38		
Bis(2-chloroethyl)ether	0.0100	0.00718	71.8	0.00661	66.1	26-115		8.3	50		
Bis(2-chloroisopropyl)ether	0.0100	0.00698	69.8	0.00651	65.1	32-115		7.0	47		
Bis(2-ethylhexyl)phthalate	0.0100	0.0107	107	0.0107	107	47-143		0.2	24		
Caprolactam	0.0100	0.00204	20.4	0.00194	19.4	11-33		5.0	37		
Carbazole	0.0100	0.00941	94.1	0.00893	89.3	49-133		5.2	29		
Chrysene	0.0100	0.00946	94.6	0.00943	94.3	58-113		0.3	21		
Dibenz(a,h)anthracene	0.0100	0.00832	83.2	0.00795	79.5	39-144		4.6	30		
Dibenzofuran	0.0100	0.00772	77.2	0.00743	74.3	50-121		3.8	26		
Diethyl phthalate	0.0100	0.00835	83.5	0.00796	79.6	36-128		4.7	27		
Dimethyl phthalate	0.0100	0.00557	55.7	0.00510	51.0	10-135		8.9	33		
Di-n-butyl phthalate	0.0100	0.0109	109	0.00993	99.3	51-131		9.2	22		
Di-n-octyl phthalate	0.0100	0.0111	111	0.0112	112	51-138		0.9	22		
Fluoranthene	0.0100	0.00926	92.6	0.00914	91.4	53-119		1.3	28		
Fluorene	0.0100	0.00799	79.9	0.00800	80.0	49-116		0.1	25		
Hexachloro-1,3-butadiene	0.0100	0.00631	63.1	0.00599	59.9	21-116		5.2	50		
Hexachlorobenzene	0.0100	0.00754	75.4	0.00801	80.1	51-121		6.1	23		
Hexachlorocyclopentadiene	0.0100	0.00576	57.6	0.00542	54.2	4-126		6.1	50		
Hexachloroethane	0.0100	0.00505	50.5	0.00520	52.0	15-109		2.9	50		
Indeno(1,2,3-cd)pyrene	0.0100	0.00811	81.1	0.00777	77.7	40-143		4.2	30		
Isophorone	0.0100	0.00754	75.4	0.00753	75.3	48-126		0.1	31		
Naphthalene	0.0100	0.00676	67.6	0.00647	64.7	29-103		4.3	45		
Nitrobenzene	0.0100	0.00641	64.1	0.00605	60.5	31-105		5.8	43		
n-Nitrosodi-n-propylamine	0.0100	0.00834	83.4	0.00811	81.1	47-122		2.9	33		
n-Nitrosodiphenylamine	0.0100	0.00906	90.6	0.00923	92.3	59-143		1.9	23		
Pentachlorophenol	0.0100	0.00596	59.6	0.00592	59.2	20-122		0.7	50		
Phenanthrene	0.0100	0.00829	82.9	0.00831	83.1	54-112		0.2	22		
Phenol	0.0100	0.00272	27.2	0.00242	24.2	17-52		12	33		
Pyrene	0.0100	0.00885	88.5	0.00857	85.7	46-130		3.3	28		

Quality Control Summary

SDG: L424519

SLR International Corp. - West Linn, OR

Test:	Semi-volatile Organic Compounds by Method 8270C-SIM		
Project No:	008.0228.00037 0006	Matrix:	Water - mg/L
Project:	008.0288.00037	EPA ID:	TN00003
Collection Date:	9/23/2009	Analytic Batch:	WG443192
Analysis Date:	10/1/2009 12:33:00 AM	Analyst:	0
Instrument ID:	BNAMS9	Extraction Date:	9/29/2009
Sample Numbers:	L424519-01, -02		

Laboratory Control Sample/ Laboratory Control Sample Duplicate

Analyte	Spike	LCS	% Rec		LCS D	% Rec	Control Limits	Qualifier	% RPD	% Control	
			Rec	LCS D						Limits	Qualifier
1-Methylnaphthalene	0.00100	0.00089	89.5	0.00086	86.6	30-123		3.3	32		
2-Chloronaphthalene	0.00100	0.00090	90.3	0.00086	86.9	34-120		3.8	30		
2-Methylnaphthalene	0.00100	0.00087	87.8	0.00083	83.8	29-116		4.6	31		
Acenaphthene	0.00100	0.00088	88.7	0.00086	86.3	40-113		2.7	25		
Acenaphthylene	0.00100	0.00086	86.3	0.00074	74.7	36-115		14	25		
Anthracene	0.00100	0.00090	90.4	0.00093	93.3	45-118		3.2	26		
Benzo(a)anthracene	0.00100	0.00085	85.0	0.00087	87.3	36-129		2.6	26		
Benzo(a)pyrene	0.00100	0.00100	100	0.00091	91.6	44-124		9.1	21		
Benzo(b)fluoranthene	0.00100	0.00095	95.0	0.00088	88.7	43-126		6.9	38		
Benzo(g,h,i)perylene	0.00100	0.00098	98.6	0.00096	96.7	39-128		2.0	20		
Benzo(k)fluoranthene	0.00100	0.00093	93.2	0.00081	81.4	44-127		14	39		
Chrysene	0.00100	0.00095	95.3	0.00096	96.4	36-137		1.1	22		
Dibenz(a,h)anthracene	0.00100	0.00099	99.5	0.00098	98.0	39-129		1.5	20		
Fluoranthene	0.00100	0.00092	92.1	0.00095	95.1	45-123		3.2	25		
Fluorene	0.00100	0.00087	87.8	0.00087	87.1	41-118		0.8	26		
Indeno(1,2,3-cd)pyrene	0.00100	0.00098	98.7	0.00096	96.5	39-129		2.2	20		
Naphthalene	0.00100	0.00087	87.9	0.00085	85.4	26-111		2.9	32		
Phenanthrene	0.00100	0.00088	88.8	0.00084	84.7	41-116		4.8	25		
Pyrene	0.00100	0.00094	94.2	0.00094	94.7	32-136		0.6	22		



12065 Lebanon Rd
 Mt. Juliet, TN 37122
 (615) 758-5858
 (800) 767-5859
 Fax (615) 758-5859
 Tax I.D 62-0814289
 Est. 1970

YOUR LAB OF CHOICE

Quality Control Summary

SDG: L424519

SLR International Corp. - West Linn, OR

Test:	Semi-Volatiles by Method 8270C-SIM		
Project No:	008.0228.00037	0006	Matrix: Water - mg/L
Project:	008.0288.00037		EPA ID: TN00003
Collection Date:	9/23/2009		Analytic Batch: WG443192
Analysis Date:	9/30/2009		Analyst: 0
Instrument ID:	BNAMS9		Extraction Date: 9/29/2009
Sample Numbers:	L424519-01, -02		

Internal Standard Response and Retention Time Summary

FileID:0930_28.D

Date:9/30/2009

Time:5:06 PM

	IS1		IS2		IS3	
	Response	RT	Response	RT	Response	RT
12 Hour Std			2091848	5.45	983780	6.49
Upper Limit			4183696	5.95	1967560	6.99
Lower Limit			1045924	4.95	491890	5.99
Sample ID	Response	RT	Response	RT	Response	RT
Blank WG443192			1814051	5.46	884861	6.49
L424519-01			1486003	5.46	718828	6.49
L424519-02			1199315	5.45	598731	6.49
LCS WG443192			1694324	5.46	824057	6.49
LCSD WG443192			1805324	5.45	898827	6.49



12065 Lebanon Rd
 Mt. Juliet, TN 37122
 (615) 758-5858
 (800) 767-5859
 Fax (615) 758-5859
 Tax I.D 62-0814289
 Est. 1970

YOUR LAB OF CHOICE

Quality Control Summary

SDG: L424519

SLR International Corp. - West Linn, OR

Test:	Semi-Volatiles by Method 8270C-SIM		
Project No:	008.0228.00037	0006	Matrix: Water - mg/L
Project:	008.0288.00037		EPA ID: TN00003
Collection Date:	9/23/2009		Analytic Batch: WG443192
Analysis Date:	9/30/2009		Analyst: 0
Instrument ID:	BNAMS9		Extraction Date: 9/29/2009
Sample Numbers:	L424519-01, -02		

Internal Standard Response and Retention Time Summary

FileID:0930_28.D

Date:9/30/2009

Time:5:06 PM

	IS4		IS5		IS6	
	Response	RT	Response	RT	Response	RT
12 Hour Std	1883239	7.37	1966850	8.92	1791156	10.06
Upper Limit	3766478	7.87	3933700	9.42	3582312	10.56
Lower Limit	941619.5	6.87	983425	8.42	895578	9.56
Sample ID	Response	RT	Response	RT	Response	RT
Blank WG443192	1724950	7.37	1753860	8.93	1632269	10.07
L424519-01	1434575	7.37	1441177	8.93	1344659	10.07
L424519-02	1182331	7.37	1181514	8.93	1157223	10.07
LCS WG443192	1585811	7.37	1605210	8.92	1455838	10.06
LCSD WG443192	1706581	7.37	1743008	8.92	1670432	10.05



12065 Lebanon Rd
 Mt. Juliet, TN 37122
 (615) 758-5858
 (800) 767-5859
 Fax (615) 758-5859
 Tax I.D 62-0814289
 Est. 1970

YOUR LAB OF CHOICE

Quality Control Summary

SDG: L424519

SLR International Corp. - West Linn, OR

Test:	Semi-Volatiles by Method 8270C			Matrix:	Water - mg/L
Project No:	008.0228.00037	0006		EPA ID:	TN00003
Project:	008.0288.00037			Analytic Batch:	WG443278
Collection Date:	9/23/2009			Analyst:	279
Analysis Date:	9/30/2009			Extraction Date:	9/29/2009
Instrument ID:	BNAMS10				
Sample Numbers:	L424519-01, -02				

Internal Standard Response and Retention Time Summary

FileID:0930_02.D

Date:9/30/2009

Time:11:52 AM

	IS1		IS2		IS3	
	Response	RT	Response	RT	Response	RT
12 Hour Std	138632	4.88	527742	5.66	252545	6.7
Upper Limit	277264	5.38	1055484	6.16	505090	7.2
Lower Limit	69316	4.38	263871	5.16	126272.5	6.2
Sample ID	Response	RT	Response	RT	Response	RT
Blank WG443278	140214	4.89	514337	5.66	240056	6.70
L424519-01	128208	4.89	492176	5.66	240240	6.70
L424519-02	132532	4.89	514220	5.66	243241	6.70
LCS WG443278	139686	4.88	523084	5.66	246844	6.70
LCSD WG443278	133825	4.89	497164	5.66	232552	6.70



12065 Lebanon Rd
 Mt. Juliet, TN 37122
 (615) 758-5858
 (800) 767-5859
 Fax (615) 758-5859
 Tax I.D 62-0814289
 Est. 1970

YOUR LAB OF CHOICE

Quality Control Summary

SDG: L424519

SLR International Corp. - West Linn, OR

Test:	Semi-Volatiles by Method 8270C		
Project No:	008.0228.00037	0006	Matrix: Water - mg/L
Project:	008.0288.00037		EPA ID: TN00003
Collection Date:	9/23/2009		Analytic Batch: WG443278
Analysis Date:	9/30/2009		Analyst: 279
Instrument ID:	BNAMS10		Extraction Date: 9/29/2009
Sample Numbers:	L424519-01, -02		

Internal Standard Response and Retention Time Summary

FileID:0930_02.D

Date:9/30/2009

Time:11:52 AM

	IS4		IS5		IS6	
	Response	RT	Response	RT	Response	RT
12 Hour Std	414964	7.57	433703	9.16	425948	10.43
Upper Limit	829928	8.07	867406	9.66	851896	10.93
Lower Limit	207482	7.07	216851.5	8.66	212974	9.93
Sample ID	Response	RT	Response	RT	Response	RT
Blank WG443278	383201	7.57	429921	9.16	389556	10.43
L424519-01	383607	7.57	444584	9.16	387474	10.43
L424519-02	387007	7.58	452419	9.16	389558	10.43
LCS WG443278	408641	7.57	448698	9.16	443089	10.43
LCSD WG443278	367018	7.58	402228	9.16	396961	10.44



12065 Lebanon Rd
 Mt. Juliet, TN 37122
 (615) 758-5858
 (800) 767-5859
 Fax (615) 758-5859
 Tax I.D 62-0814289
 Est. 1970

YOUR LAB OF CHOICE

Quality Control Summary

SDG: L424519

SLR International Corp. - West Linn, OR

Test:	Semi-Volatiles by Method 8270C		
Project No:	008.0228.00037	0006	Matrix: Water - mg/L
Project:	008.0288.00037		EPA ID: TN00003
Collection Date:	9/23/2009		Analytic Batch: WG443278
Analysis Date:	9/30/2009		Analyst: 279
Instrument ID:	BNAMS2		Extraction Date: 9/29/2009
Sample Numbers:	L424519-01, -02		

Internal Standard Response and Retention Time Summary

FileID:0930_02.D

Date:9/30/2009

Time:2:02 PM

	IS4		IS5		IS6	
	Response	RT	Response	RT	Response	RT
12 Hour Std	1930650	7.36				
Upper Limit	3861300	7.86				
Lower Limit	965325	6.86				
Sample ID	Response	RT	Response	RT	Response	RT
L424519-01	1772181	7.36				
L424519-02	1759859	7.37				



ENVIRONMENTAL
SCIENCE CORP.

12065 Lebanon Rd.
Mt. Juliet, TN 37122
(615) 758-5858
1-800-767-5859
Fax (615) 758-5859

Tax I.D. 62-0814289

Est. 1970

Chris Kramer
SLR International Corp. - West Linn, OR
1800 Blankenship Road, Suite 440

West Linn, OR 97068

Report Summary

Wednesday September 30, 2009

Report Number: L424280


Samples Received: 09/26/09

Client Project: 008.0288.00037

Description: Nord Door Project - Everett, WA

The analytical results in this report are based upon information supplied by you, the client, and are for your exclusive use. If you have any questions regarding this data package, please do not hesitate to call.

Entire Report Reviewed By:


Jarred Willis, ESC Representative

Laboratory Certification Numbers

A2LA - 1461-01, AIHA - 100789, AL - 40660, CA - I-2327, CT - PH-0197, FL - E87487
GA - 923, IN - C-TN-01, KY - 90010, KYUST - 0016, NC - ENV375, DW21704, ND - R-140
NJ - TN002, NJ NELAP - TN002, SC - 84004, TN - 2006, VA - 00109, WV - 233
AZ - 0612, MN - 047-999-395, NY - 11742, WI - 998093910

Accreditation is only applicable to the test methods specified on each scope of accreditation held by ESC Lab Sciences.

This report may not be reproduced, except in full, without written approval from Environmental Science Corp.

Where applicable, sampling conducted by ESC is performed per guidance provided in laboratory standard operating procedures: 060302, 060303, and 060304.

9 Samples Reported: 09/30/09 13:19 Printed: 09/30/09 13:19
Page 1 of 15



**ENVIRONMENTAL
SCIENCE CORP.**

12065 Lebanon Rd.
Mt. Juliet, TN 37122
(615) 758-5858
1-800-767-5859
Fax (615) 758-5859

Tax I.D. 62-0814289

Est. 1970

REPORT OF ANALYSIS

Chris Kramer
SLR International Corp. - West Linn
1800 Blankenship Road, Suite 440
West Linn, OR 97068

September 30, 2009

Date Received : September 26, 2009
Description : Nord Door Project - Everett, WA
Sample ID : HA-324 1.5 FT
Collected By : Chris Kramer
Collection Date : 09/24/09 09:15

ESC Sample # : L424280-01

Site ID : EVERETT, WA

Project # : 008.0288.00037

Parameter	Dry Result	MDL	RDL	Units	Q	Method	Date	Dil.
Total Solids	84.9			%		2540G	09/28/09	1
Gasoline Range (C7-C10)	U	1.3	24.	mg/kg	B2	NWTPH-HC	09/29/09	1
Mineral Spirits	U	1.3	4.7	mg/kg		NWTPH-HC	09/29/09	1
Kerosene (C9-C16)	U	1.3	4.7	mg/kg		NWTPH-HC	09/29/09	1
Diesel (C7-C26)	U	1.3	4.7	mg/kg		NWTPH-HC	09/29/09	1
#6 Fuel Oil (C10-C32)	U	1.3	4.7	mg/kg		NWTPH-HC	09/29/09	1
Hydraulic Fluid (C12-C33)	U	1.3	4.7	mg/kg		NWTPH-HC	09/29/09	1
Motor Oil (C16-C40)	U	3.3	12.	mg/kg		NWTPH-HC	09/29/09	1
Surrogate recovery(%) o-Terphenyl	105.			% Rec.		NWTPH-HC	09/29/09	1

Results listed are dry weight basis.

U = ND (Not Detected)

MDL = Minimum Detection Limit = LOD

RDL = Reported Detection Limit = LOQ = PQL = EQL

Note:

This report shall not be reproduced, except in full, without the written approval from ESC.

The reported analytical results relate only to the sample submitted

Reported: 09/30/09 13:19 Printed: 09/30/09 13:19



**ENVIRONMENTAL
SCIENCE CORP.**

12065 Lebanon Rd.
Mt. Juliet, TN 37122
(615) 758-5858
1-800-767-5859
Fax (615) 758-5859

Tax I.D. 62-0814289

Est. 1970

REPORT OF ANALYSIS

Chris Kramer
SLR International Corp. - West Linn
1800 Blankenship Road, Suite 440
West Linn, OR 97068

September 30, 2009

Date Received : September 26, 2009
Description : Nord Door Project - Everett, WA
Sample ID : HA-324 2 FT
Collected By : Chris Kramer
Collection Date : 09/24/09 09:30

ESC Sample # : L424280-02
Site ID : EVERETT, WA
Project # : 008.0288.00037

Parameter	Dry Result	MDL	RDL	Units	Q	Method	Date	Dil.
Total Solids	72.0			%		2540G	09/28/09	1
Gasoline Range (C7-C10)	U	1.3	28.	mg/kg	B2	NWTPH-HC	09/29/09	1
Mineral Spirits	U	1.3	5.6	mg/kg		NWTPH-HC	09/29/09	1
Kerosene (C9-C16)	U	1.3	5.6	mg/kg		NWTPH-HC	09/29/09	1
Diesel (C7-C26)	U	1.3	5.6	mg/kg		NWTPH-HC	09/29/09	1
#6 Fuel Oil (C10-C32)	U	1.3	5.6	mg/kg		NWTPH-HC	09/29/09	1
Hydraulic Fluid (C12-C33)	U	1.3	5.6	mg/kg		NWTPH-HC	09/29/09	1
Motor Oil (C16-C40)	U	3.3	14.	mg/kg		NWTPH-HC	09/29/09	1
Surrogate recovery(%) o-Terphenyl	107.			% Rec.		NWTPH-HC	09/29/09	1

Results listed are dry weight basis.

U = ND (Not Detected)

MDL = Minimum Detection Limit = LOD

RDL = Reported Detection Limit = LOQ = PQL = EQL

Note:

This report shall not be reproduced, except in full, without the written approval from ESC.

The reported analytical results relate only to the sample submitted

Reported: 09/30/09 13:19 Printed: 09/30/09 13:19



**ENVIRONMENTAL
SCIENCE CORP.**

12065 Lebanon Rd.
Mt. Juliet, TN 37122
(615) 758-5858
1-800-767-5859
Fax (615) 758-5859

Tax I.D. 62-0814289

Est. 1970

REPORT OF ANALYSIS

Chris Kramer
SLR International Corp. - West Linn
1800 Blankenship Road, Suite 440
West Linn, OR 97068

September 30, 2009

Date Received : September 26, 2009
Description : Nord Door Project - Everett, WA
Sample ID : HA-325 2 FT
Collected By : Chris Kramer
Collection Date : 09/24/09 10:00

ESC Sample # : L424280-03
Site ID : EVERETT, WA
Project # : 008.0288.00037

Parameter	Dry Result	MDL	RDL	Units	Q	Method	Date	Dil.
Total Solids	75.2			%		2540G	09/28/09	1
Gasoline Range (C7-C10)	U	1.3	26.	mg/kg	B2	NWTPH-HC	09/29/09	1
Mineral Spirits	U	1.3	5.3	mg/kg		NWTPH-HC	09/29/09	1
Kerosene (C9-C16)	U	1.3	5.3	mg/kg		NWTPH-HC	09/29/09	1
Diesel (C7-C26)	U	1.3	5.3	mg/kg		NWTPH-HC	09/29/09	1
#6 Fuel Oil (C10-C32)	U	1.3	5.3	mg/kg		NWTPH-HC	09/29/09	1
Hydraulic Fluid (C12-C33)	U	1.3	5.3	mg/kg		NWTPH-HC	09/29/09	1
Motor Oil (C16-C40)	U	3.3	13.	mg/kg		NWTPH-HC	09/29/09	1
Surrogate recovery(%) o-Terphenyl	109.			% Rec.		NWTPH-HC	09/29/09	1

Results listed are dry weight basis.

U = ND (Not Detected)

MDL = Minimum Detection Limit = LOD

RDL = Reported Detection Limit = LOQ = PQL = EQL

Note:

This report shall not be reproduced, except in full, without the written approval from ESC.

The reported analytical results relate only to the sample submitted

Reported: 09/30/09 13:19 Printed: 09/30/09 13:19



**ENVIRONMENTAL
SCIENCE CORP.**

12065 Lebanon Rd.
Mt. Juliet, TN 37122
(615) 758-5858
1-800-767-5859
Fax (615) 758-5859

Tax I.D. 62-0814289

Est. 1970

REPORT OF ANALYSIS

Chris Kramer
SLR International Corp. - West Linn
1800 Blankenship Road, Suite 440
West Linn, OR 97068

September 30, 2009

Date Received : September 26, 2009
Description : Nord Door Project - Everett, WA
Sample ID : HA-326 2 FT
Collected By : Chris Kramer
Collection Date : 09/24/09 10:45

ESC Sample # : L424280-04
Site ID : EVERETT, WA
Project # : 008.0288.00037

Parameter	Dry Result	MDL	RDL	Units	Q	Method	Date	Dil.
Total Solids	79.2			%		2540G	09/28/09	1
Gasoline Range (C7-C10)	U	1.3	25.	mg/kg	B2	NWTPH-HC	09/29/09	1
Mineral Spirits	U	1.3	5.0	mg/kg		NWTPH-HC	09/29/09	1
Kerosene (C9-C16)	U	1.3	5.0	mg/kg		NWTPH-HC	09/29/09	1
Diesel (C7-C26)	U	1.3	5.0	mg/kg		NWTPH-HC	09/29/09	1
#6 Fuel Oil (C10-C32)	U	1.3	5.0	mg/kg		NWTPH-HC	09/29/09	1
Hydraulic Fluid (C12-C33)	U	1.3	5.0	mg/kg		NWTPH-HC	09/29/09	1
Motor Oil (C16-C40)	8.7	3.3	13.	mg/kg	J	NWTPH-HC	09/29/09	1
Surrogate recovery(%) o-Terphenyl	93.3			% Rec.		NWTPH-HC	09/29/09	1

Results listed are dry weight basis.

U = ND (Not Detected)

MDL = Minimum Detection Limit = LOD

RDL = Reported Detection Limit = LOQ = PQL = EQL

Note:

This report shall not be reproduced, except in full, without the written approval from ESC.

The reported analytical results relate only to the sample submitted

Reported: 09/30/09 13:19 Printed: 09/30/09 13:19



**ENVIRONMENTAL
SCIENCE CORP.**

12065 Lebanon Rd.
Mt. Juliet, TN 37122
(615) 758-5858
1-800-767-5859
Fax (615) 758-5859

Tax I.D. 62-0814289

Est. 1970

REPORT OF ANALYSIS

Chris Kramer
SLR International Corp. - West Linn
1800 Blankenship Road, Suite 440
West Linn, OR 97068

September 30, 2009

Date Received : September 26, 2009
Description : Nord Door Project - Everett, WA
Sample ID : HA-326-2 2.5 FT
Collected By : Chris Kramer
Collection Date : 09/24/09 10:55

ESC Sample # : L424280-05

Site ID : EVERETT, WA

Project # : 008.0288.00037

Parameter	Dry Result	MDL	RDL	Units	Q	Method	Date	Dil.
Total Solids	53.8			%		2540G	09/28/09	1
Gasoline Range (C7-C10)	U	1.3	37.	mg/kg	B2	NWTPH-HC	09/29/09	1
Mineral Spirits	U	1.3	7.4	mg/kg		NWTPH-HC	09/29/09	1
Kerosene (C9-C16)	U	1.3	7.4	mg/kg		NWTPH-HC	09/29/09	1
Diesel (C7-C26)	9.8	1.3	7.4	mg/kg		NWTPH-HC	09/29/09	1
#6 Fuel Oil (C10-C32)	U	1.3	7.4	mg/kg		NWTPH-HC	09/29/09	1
Hydraulic Fluid (C12-C33)	U	1.3	7.4	mg/kg		NWTPH-HC	09/29/09	1
Motor Oil (C16-C40)	100	3.3	18.	mg/kg		NWTPH-HC	09/29/09	1
Surrogate recovery(%) o-Terphenyl	90.7			% Rec.		NWTPH-HC	09/29/09	1

Results listed are dry weight basis.

U = ND (Not Detected)

MDL = Minimum Detection Limit = LOD

RDL = Reported Detection Limit = LOQ = PQL = EQL

Note:

This report shall not be reproduced, except in full, without the written approval from ESC.

The reported analytical results relate only to the sample submitted

Reported: 09/30/09 13:19 Printed: 09/30/09 13:19



**ENVIRONMENTAL
SCIENCE CORP.**

12065 Lebanon Rd.
Mt. Juliet, TN 37122
(615) 758-5858
1-800-767-5859
Fax (615) 758-5859

Tax I.D. 62-0814289

Est. 1970

REPORT OF ANALYSIS

Chris Kramer
SLR International Corp. - West Linn
1800 Blankenship Road, Suite 440
West Linn, OR 97068

September 30, 2009

Date Received : September 26, 2009
Description : Nord Door Project - Everett, WA
Sample ID : HA-322 1 FT
Collected By : Chris Kramer
Collection Date : 09/23/09 10:05

ESC Sample # : L424280-06
Site ID : EVERETT, WA
Project # : 008.0288.00037

Parameter	Dry Result	MDL	RDL	Units	Q	Method	Date	Dil.
Total Solids	71.2			%		2540G	09/28/09	1
Gasoline Range (C7-C10)	U	1.3	28.	mg/kg	B2	NWTPH-HC	09/29/09	1
Mineral Spirits	U	1.3	5.6	mg/kg		NWTPH-HC	09/29/09	1
Kerosene (C9-C16)	U	1.3	5.6	mg/kg		NWTPH-HC	09/29/09	1
Diesel (C7-C26)	2.4	1.3	5.6	mg/kg	J	NWTPH-HC	09/29/09	1
#6 Fuel Oil (C10-C32)	U	1.3	5.6	mg/kg		NWTPH-HC	09/29/09	1
Hydraulic Fluid (C12-C33)	U	1.3	5.6	mg/kg		NWTPH-HC	09/29/09	1
Motor Oil (C16-C40)	12.	3.3	14.	mg/kg	J	NWTPH-HC	09/29/09	1
Surrogate recovery(%) o-Terphenyl	98.6			% Rec.		NWTPH-HC	09/29/09	1

Results listed are dry weight basis.

U = ND (Not Detected)

MDL = Minimum Detection Limit = LOD

RDL = Reported Detection Limit = LOQ = PQL = EQL

Note:

This report shall not be reproduced, except in full, without the written approval from ESC.

The reported analytical results relate only to the sample submitted

Reported: 09/30/09 13:19 Printed: 09/30/09 13:19



**ENVIRONMENTAL
SCIENCE CORP.**

12065 Lebanon Rd.
Mt. Juliet, TN 37122
(615) 758-5858
1-800-767-5859
Fax (615) 758-5859

Tax I.D. 62-0814289

Est. 1970

REPORT OF ANALYSIS

Chris Kramer
SLR International Corp. - West Linn
1800 Blankenship Road, Suite 440
West Linn, OR 97068

September 30, 2009

Date Received : September 26, 2009
Description : Nord Door Project - Everett, WA
Sample ID : HA-322-2 1.5 FT
Collected By : Chris Kramer
Collection Date : 09/23/09 10:15

ESC Sample # : L424280-07

Site ID : EVERETT, WA

Project # : 008.0288.00037

Parameter	Dry Result	MDL	RDL	Units	Q	Method	Date	Dil.
Total Solids	35.0			%		2540G	09/28/09	1
Gasoline Range (C7-C10)	U	1.3	57.	mg/kg	B2	NWTPH-HC	09/29/09	1
Mineral Spirits	U	1.3	11.	mg/kg		NWTPH-HC	09/29/09	1
Kerosene (C9-C16)	U	1.3	11.	mg/kg		NWTPH-HC	09/29/09	1
Diesel (C7-C26)	46.	1.3	11.	mg/kg		NWTPH-HC	09/29/09	1
#6 Fuel Oil (C10-C32)	U	1.3	11.	mg/kg		NWTPH-HC	09/29/09	1
Hydraulic Fluid (C12-C33)	U	1.3	11.	mg/kg		NWTPH-HC	09/29/09	1
Motor Oil (C16-C40)	71.	3.3	28.	mg/kg		NWTPH-HC	09/29/09	1
Surrogate recovery(%) o-Terphenyl	86.6			% Rec.		NWTPH-HC	09/29/09	1

Results listed are dry weight basis.

U = ND (Not Detected)

MDL = Minimum Detection Limit = LOD

RDL = Reported Detection Limit = LOQ = PQL = EQL

Note:

This report shall not be reproduced, except in full, without the written approval from ESC.

The reported analytical results relate only to the sample submitted

Reported: 09/30/09 13:19 Printed: 09/30/09 13:19



**ENVIRONMENTAL
SCIENCE CORP.**

12065 Lebanon Rd.
Mt. Juliet, TN 37122
(615) 758-5858
1-800-767-5859
Fax (615) 758-5859

Tax I.D. 62-0814289

Est. 1970

REPORT OF ANALYSIS

Chris Kramer
SLR International Corp. - West Linn
1800 Blankenship Road, Suite 440
West Linn, OR 97068

September 30, 2009

Date Received : September 26, 2009
Description : Nord Door Project - Everett, WA
Sample ID : HA-323 1 FT
Collected By : Chris Kramer
Collection Date : 09/23/09 11:55

ESC Sample # : L424280-08

Site ID : EVERETT, WA

Project # : 008.0288.00037

Parameter	Dry Result	MDL	RDL	Units	Q	Method	Date	Dil.
Total Solids	44.7			%		2540G	09/28/09	1
Gasoline Range (C7-C10)	U	1.3	45.	mg/kg	B2	NWTPH-HC	09/29/09	1
Mineral Spirits	U	1.3	8.9	mg/kg		NWTPH-HC	09/29/09	1
Kerosene (C9-C16)	U	1.3	8.9	mg/kg		NWTPH-HC	09/29/09	1
Diesel (C7-C26)	8.7	1.3	8.9	mg/kg	J	NWTPH-HC	09/29/09	1
#6 Fuel Oil (C10-C32)	U	1.3	8.9	mg/kg		NWTPH-HC	09/29/09	1
Hydraulic Fluid (C12-C33)	U	1.3	8.9	mg/kg		NWTPH-HC	09/29/09	1
Motor Oil (C16-C40)	34.	3.3	22.	mg/kg		NWTPH-HC	09/29/09	1
Surrogate recovery(%) o-Terphenyl	98.0			% Rec.		NWTPH-HC	09/29/09	1

Results listed are dry weight basis.

U = ND (Not Detected)

MDL = Minimum Detection Limit = LOD

RDL = Reported Detection Limit = LOQ = PQL = EQL

Note:

This report shall not be reproduced, except in full, without the written approval from ESC.

The reported analytical results relate only to the sample submitted

Reported: 09/30/09 13:19 Printed: 09/30/09 13:19



**ENVIRONMENTAL
SCIENCE CORP.**

12065 Lebanon Rd.
Mt. Juliet, TN 37122
(615) 758-5858
1-800-767-5859
Fax (615) 758-5859

Tax I.D. 62-0814289

Est. 1970

REPORT OF ANALYSIS

Chris Kramer
SLR International Corp. - West Linn
1800 Blankenship Road, Suite 440
West Linn, OR 97068

September 30, 2009

Date Received : September 26, 2009
Description : Nord Door Project - Everett, WA
Sample ID : HA-325-GW
Collected By : Chris Kramer
Collection Date : 09/24/09 10:30

ESC Sample # : L424280-09
Site ID : EVERETT, WA
Project # : 008.0288.00037

Parameter	Result	MDL	RDL	Units	Q	Method	Date	Dil.
Gasoline Range (C7-C10)	U	33.	100	ug/l		NWTPH-H	09/30/09	1
Mineral Spirits	U	33.	100	ug/l		NWTPH-H	09/30/09	1
Kerosene (C9-C16)	U	33.	100	ug/l		NWTPH-H	09/30/09	1
Diesel (C7-C26)	78.	33.	100	ug/l	J	NWTPH-H	09/30/09	1
#6 Fuel Oil (C10-C32)	U	33.	100	ug/l		NWTPH-H	09/30/09	1
Hydraulic Fluid (C12-C33)	U	33.	100	ug/l		NWTPH-H	09/30/09	1
Motor Oil (C16-C40)	U	160	500	ug/l		NWTPH-H	09/30/09	1
Surrogate recovery(%) o-Terphenyl	95.4			% Rec.		NWTPH-H	09/30/09	1

U = ND (Not Detected)
RDL = Reported Detection Limit = LOQ = PQL = EQL
MDL = Minimum Detection Limit = LOD = SQL(TRRP)
Note:

The reported analytical results relate only to the sample submitted.
This report shall not be reproduced, except in full, without the written approval from ESC.

Reported: 09/30/09 13:19 Printed: 09/30/09 13:19

Attachment A
List of Analytes with QC Qualifiers

Sample Number	Work Group	Sample Type	Analyte	Run ID	Qualifier
L424280-01	WG442846	SAMP	Gasoline Range (C7-C10)	R923530	B2
L424280-02	WG442846	SAMP	Gasoline Range (C7-C10)	R923530	B2
L424280-03	WG442846	SAMP	Gasoline Range (C7-C10)	R923530	B2
L424280-04	WG442846	SAMP	Gasoline Range (C7-C10)	R923530	B2
	WG442846	SAMP	Motor Oil (C16-C40)	R923530	J
L424280-05	WG442846	SAMP	Gasoline Range (C7-C10)	R923530	B2
L424280-06	WG442846	SAMP	Gasoline Range (C7-C10)	R923530	B2
	WG442846	SAMP	Diesel (C7-C26)	R923530	J
	WG442846	SAMP	Motor Oil (C16-C40)	R923530	J
L424280-07	WG442846	SAMP	Gasoline Range (C7-C10)	R923530	B2
L424280-08	WG442846	SAMP	Gasoline Range (C7-C10)	R923530	B2
	WG442846	SAMP	Diesel (C7-C26)	R923530	J
L424280-09	WG443034	SAMP	Diesel (C7-C26)	R924769	J

Attachment B
Explanation of QC Qualifier Codes

Qualifier	Meaning
B2	(ESC) - The detection limit has been elevated due to blank contamination.
J	(EPA) - Estimated value below the lowest calibration point. Confidence correlates with concentration.

Qualifier Report Information

ESC utilizes sample and result qualifiers as set forth by the EPA Contract Laboratory Program and as required by most certifying bodies including NELAC. In addition to the EPA qualifiers adopted by ESC, we have implemented ESC qualifiers to provide more information pertaining to our analytical results. Each qualifier is designated in the qualifier explanation as either EPA or ESC. Data qualifiers are intended to provide the ESC client with more detailed information concerning the potential bias of reported data. Because of the wide range of constituents and variety of matrices incorporated by most EPA methods, it is common for some compounds to fall outside of established ranges. These exceptions are evaluated and all reported data is valid and useable unless qualified as 'R' (Rejected).

Definitions

- Accuracy - The relationship of the observed value of a known sample to the true value of a known sample. Represented by percent recovery and relevant to samples such as: control samples, matrix spike recoveries, surrogate recoveries, etc.
- Precision - The agreement between a set of samples or between duplicate samples. Relates to how close together the results are and is represented by Relative Percent Difference.
- Surrogate - Organic compounds that are similar in chemical composition, extraction, and chromatography to analytes of interest. The surrogates are used to determine the probable response of the group of analytes that are chemically related to the surrogate compound. Surrogates are added to the sample and carried through all stages of preparation and analyses.
- TIC - Tentatively Identified Compound: Compounds detected in samples that are not target compounds, internal standards, system monitoring compounds, or surrogates.

Summary of Remarks For Samples Printed
09/30/09 at 13:19:40

TSR Signing Reports: 358
R3 - Rush: Two Day

Log all arsenic gw samples as ASG.

Sample: L424280-01 Account: SLRWLOR Received: 09/26/09 09:00 Due Date: 09/29/09 00:00 RPT Date: 09/30/09 13:19
Sample: L424280-02 Account: SLRWLOR Received: 09/26/09 09:00 Due Date: 09/29/09 00:00 RPT Date: 09/30/09 13:19
Sample: L424280-03 Account: SLRWLOR Received: 09/26/09 09:00 Due Date: 09/29/09 00:00 RPT Date: 09/30/09 13:19
Sample: L424280-04 Account: SLRWLOR Received: 09/26/09 09:00 Due Date: 09/29/09 00:00 RPT Date: 09/30/09 13:19
Sample: L424280-05 Account: SLRWLOR Received: 09/26/09 09:00 Due Date: 09/29/09 00:00 RPT Date: 09/30/09 13:19
Sample: L424280-06 Account: SLRWLOR Received: 09/26/09 09:00 Due Date: 09/29/09 00:00 RPT Date: 09/30/09 13:19
Sample: L424280-07 Account: SLRWLOR Received: 09/26/09 09:00 Due Date: 09/29/09 00:00 RPT Date: 09/30/09 13:19
Sample: L424280-08 Account: SLRWLOR Received: 09/26/09 09:00 Due Date: 09/29/09 00:00 RPT Date: 09/30/09 13:19
Sample: L424280-09 Account: SLRWLOR Received: 09/26/09 09:00 Due Date: 09/29/09 00:00 RPT Date: 09/30/09 13:19



12065 Lebanon Rd
 Mt. Juliet, TN 37122
 (615) 758-5858
 (800) 767-5859
 Fax (615) 758-5859
 Tax I.D 62-0814289
 Est. 1970

YOUR LAB OF CHOICE

Quality Control Summary

SDG: L424280

SLR International Corp. - West Linn, OR

Test:	Total Solids by Method 2540G	Matrix:	Soil - mg/kg
Project No:	008.0288.00037	EPA ID:	TN00003
Project:	Nord Door Project - Everett, WA	Analytic Batch:	WG442820
Collection Date:	9/24/2009	Analyst:	229
Analysis Date:	9/28/2009 9:57:00 AM	Extraction Date:	9/26/2009
Instrument ID:	BAL		
Sample Numbers:	L424280-03, -01, -02		

Method Blank

Analyte	CAS	PQL	Qualifiers
Total Solids		<0.100	

Laboratory Control Sample (LCS)

Analyte	True Value	Found	Recovery %	Control Limits	Qualifiers
Total Solids	50.0	50.0	99.9	85 - 115	



12065 Lebanon Rd
 Mt. Juliet, TN 37122
 (615) 758-5858
 (800) 767-5859
 Fax (615) 758-5859
 Tax I.D 62-0814289
 Est. 1970

YOUR LAB OF CHOICE

Quality Control Summary

SDG: L424280

SLR International Corp. - West Linn, OR

Test:	Total Solids by Method 2540G	Matrix:	Soil - mg/kg
Project No:	008.0288.00037	EPA ID:	TN00003
Project:	Nord Door Project - Everett, WA	Analytic Batch:	WG442821
Collection Date:	9/24/2009	Analyst:	229
Analysis Date:	9/28/2009 10:04:00 AM	Extraction Date:	9/26/2009
Instrument ID:	BAL		
Sample Numbers:	L424280-06, -05, -08, -04, -07		

Method Blank

Analyte	CAS	PQL	Qualifiers
Total Solids		<0.100	

Laboratory Control Sample (LCS)

Analyte	True Value	Found	Recovery %	Control Limits	Qualifiers
Total Solids	50.0	50.1	100	85 - 115	



12065 Lebanon Rd
 Mt. Juliet, TN 37122
 (615) 758-5858
 (800) 767-5859
 Fax (615) 758-5859
 Tax I.D 62-0814289
 Est. 1970

YOUR LAB OF CHOICE

Quality Control Summary

SDG: L424280

SLR International Corp. - West Linn, OR

Test:	Total Solids by Method 2540G	Matrix:	Soil - mg/kg
Project No:	008.0288.00037	EPA ID:	TN00003
Project:	Nord Door Project - Everett, WA	Analytic Batch:	WG442820
Collection Date:	9/24/2009	Analyst:	229
Analysis Date:	9/28/2009 9:57:00 AM	Extraction Date:	9/26/2009
Instrument ID:	BAL		
Sample Numbers:	L424280-03, -01, -02		

Sample Duplicate

L424280-03

Name	Sample Results	Duplic Results	%RPD	Limit	Qualifiers
Total Solids	75.2	74.3	1.1	5	



12065 Lebanon Rd
 Mt. Juliet, TN 37122
 (615) 758-5858
 (800) 767-5859
 Fax (615) 758-5859
 Tax I.D 62-0814289
 Est. 1970

YOUR LAB OF CHOICE

Quality Control Summary

SDG: L424280

SLR International Corp. - West Linn, OR

Test:	Total Solids by Method 2540G	Matrix:	Soil - mg/kg
Project No:	008.0288.00037	EPA ID:	TN00003
Project:	Nord Door Project - Everett, WA	Analytic Batch:	WG442821
Collection Date:	9/24/2009	Analyst:	229
Analysis Date:	9/28/2009 10:04:00 AM	Extraction Date:	9/26/2009
Instrument ID:	BAL		
Sample Numbers:	L424280-06, -05, -08, -04, -07		

Sample Duplicate

L424351-02

Name	Sample Results	Duplic Results	%RPD	Limit	Qualifiers
Total Solids	69.8	70.0	0.3	5	

Quality Control Summary

SDG: L424280

SLR International Corp. - West Linn, OR

Test:	Motor Oil (C16-C40) by Method 8015		
Project No:	008.0288.00037	Matrix:	Soil - mg/kg
Project:	Nord Door Project - Everett, WA	EPA ID:	TN00003
Collection Date:	9/24/2009	Analytic Batch:	WG442846
Analysis Date:	9/29/2009	Analyst:	260
Instrument ID:	SVGC13	Extraction Date:	9/27/2009
Sample Numbers:	L424280-02, -03, -04, -06, -08, -01, -05, -07		

Method Blank

Analyte	CAS	PQL	Qualifiers
#6 Fuel Oil (C10-C32)		<4.00	
Diesel (C7-C26)		<4.00	
Hydraulic Fluid (C12-C33)		<4.00	
Kerosene (C9-C16)		<4.00	
Mineral Spirits		<4.00	
Motor Oil (C16-C40)		<10.0	
Gasoline Range (C7-C10)		<20.0	B2

Laboratory Control Sample (LCS)

Analyte	True Value	Found	Recovery %	Control Limits	Qualifiers
Diesel (C7-C26)	30.0	25.1	83.5	50 - 150	
Motor Oil (C16-C40)	30.0	26.3	87.5	50 - 150	

Laboratory Control Sample Duplicate (LCSD)

Analyte	True Value	Found	Recovery %	Control Limits	Qualifiers
Diesel (C7-C26)	30.0	23.8	79.5	50 - 150	
Motor Oil (C16-C40)	30.0	25.0	83.4	50 - 150	



12065 Lebanon Rd
 Mt. Juliet, TN 37122
 (615) 758-5858
 (800) 767-5859
 Fax (615) 758-5859
 Tax I.D 62-0814289
 Est. 1970

YOUR LAB OF CHOICE

Quality Control Summary

SDG: L424280

SLR International Corp. - West Linn, OR

Test:	Motor Oil (C16-C40) by Method 8015	Matrix:	Water - mg/L
Project No:	008.0288.00037	EPA ID:	TN00003
Project:	Nord Door Project - Everett, WA	Analytic Batch:	WG443034
Collection Date:	9/24/2009	Analyst:	260
Analysis Date:	9/30/2009	Extraction Date:	9/28/2009
Instrument ID:	SVGC13		
Sample Numbers:	L424280-09		

Method Blank

Analyte	CAS	PQL	Qualifiers
#6 Fuel Oil (C10-C32)		<0.100	
Diesel (C7-C26)		<0.100	
Hydraulic Fluid (C12-C33)		<0.100	
Kerosene (C9-C16)		<0.100	
Mineral Spirits		<0.100	
Motor Oil (C16-C40)		<0.500	
Gasoline Range (C7-C10)		<0.100	

Laboratory Control Sample (LCS)

Analyte	True Value	Found	Recovery %	Control Limits	Qualifiers
Diesel (C7-C26)	0.750	0.667	88.9	50 - 150	
Motor Oil (C16-C40)	0.750	0.692	92.3	50 - 150	

Laboratory Control Sample Duplicate (LCSD)

Analyte	True Value	Found	Recovery %	Control Limits	Qualifiers
Diesel (C7-C26)	0.750	0.651	86.8	50 - 150	
Motor Oil (C16-C40)	0.750	0.669	89.2	50 - 150	

Quality Control Summary

SDG: L424280

SLR International Corp. - West Linn, OR

Test:	Diesel Range Organics by Method 8015		
Project No:	008.0288.00037	Matrix:	Soil - mg/kg
Project:	Nord Door Project - Everett, WA	EPA ID:	TN00003
Collection Date:	9/24/2009	Analytic Batch:	WG442846
Analysis Date:	9/29/2009	Analyst:	260
Instrument ID:	SVGC13	Extraction Date:	9/27/2009
Sample Numbers:	L424280-02, -03, -04, -06, -08, -01, -05, -07		

Surrogate Summary

Laboratory Sample ID	o-terphenylID ppm	% Rec
Blank WG442846	0.945	118
LCS WG442846	0.787	98.4
LCSD WG442846	0.760	95.0
L424280-01	0.839	105
L424280-02	0.858	107
L424280-03	0.873	109
L424280-04	0.747	93.3
L424280-05	0.725	90.7
L424280-06	0.789	98.6
L424280-07	0.693	86.6
L424280-08	0.784	98.0

o-terphenyl Limits - 50 - 150



12065 Lebanon Rd
Mt. Juliet, TN 37122
(615) 758-5858
(800) 767-5859
Fax (615) 758-5859
Tax I.D 62-0814289
Est. 1970

YOUR LAB OF CHOICE

Quality Control Summary

SDG: L424280

SLR International Corp. - West Linn, OR

Test:	Diesel Range Organics by Method 8015		
Project No:	008.0288.00037	Matrix:	Water - mg/L
Project:	Nord Door Project - Everett, WA	EPA ID:	TN00003
Collection Date:	9/24/2009	Analytic Batch:	WG443034
Analysis Date:	9/30/2009	Analyst:	260
Instrument ID:	SVGC13	Extraction Date:	9/28/2009
Sample Numbers:	L424280-09		

Surrogate Summary

Laboratory Sample ID	o-terphenylD ppm	% Rec
Blank WG443034	0.0195	97.5
LCS WG443034	0.0213	106
LCSD WG443034	0.0208	104
L424280-09	0.0191	95.4

o-terphenyl Limits - 50 - 150



12065 Lebanon Rd
 Mt. Juliet, TN 37122
 (615) 758-5858
 (800) 767-5859
 Fax (615) 758-5859
 Tax I.D 62-0814289
 Est. 1970

YOUR LAB OF CHOICE

Quality Control Summary

SDG: L424280

SLR International Corp. - West Linn, OR

Test:	Motor Oil (C16-C40) by Method 8015	Matrix:	Soil - mg/kg
Project No:	008.0288.00037	EPA ID:	TN00003
Project:	Nord Door Project - Everett, WA	Analytic Batch:	WG442846
Collection Date:	9/24/2009	Analyst:	260
Analysis Date:	9/29/2009	Extraction Date:	9/27/2009
Instrument ID:	SVGC13		
Sample Numbers:	L424280-02, -03, -04, -06, -08, -01, -05, -07		

Laboratory Control Sample/ Laboratory Control Sample Duplicate

Analyte	Spike	LCS	% Rec		% Control Limits		Qualifier	% Control Limits		Qualifier
			Rec	LCSD	Rec	Limits		RPD	Limits	
Diesel (C7-C26)	30.0	25.1	83.5	23.8	79.5	50-150		5.0	20	
Motor Oil (C16-C40)	30.0	26.3	87.5	25.0	83.4	50-150		4.9	25	



12065 Lebanon Rd
 Mt. Juliet, TN 37122
 (615) 758-5858
 (800) 767-5859
 Fax (615) 758-5859
 Tax I.D 62-0814289
 Est. 1970

YOUR LAB OF CHOICE

Quality Control Summary

SDG: L424280

SLR International Corp. - West Linn, OR

Test:	Motor Oil (C16-C40) by Method 8015	Matrix:	Water - mg/L
Project No:	008.0288.00037	EPA ID:	TN00003
Project:	Nord Door Project - Everett, WA	Analytic Batch:	WG443034
Collection Date:	9/24/2009	Analyst:	260
Analysis Date:	9/30/2009	Extraction Date:	9/28/2009
Instrument ID:	SVGC13		
Sample Numbers:	L424280-09		

Laboratory Control Sample/ Laboratory Control Sample Duplicate

Analyte	Spike	LCS	% Rec		LCS D	% Rec	Control Limits	Qualifier	% RPD	% Control	
			Rec	LCS D						Limits	Qualifier
Diesel (C7-C26)	0.750	0.667	88.9	0.651	86.8	50-150		2.4	20		
Motor Oil (C16-C40)	0.750	0.692	92.3	0.669	89.2	50-150		3.4	25		



ENVIRONMENTAL
SCIENCE CORP.

12065 Lebanon Rd.
Mt. Juliet, TN 37122
(615) 758-5858
1-800-767-5859
Fax (615) 758-5859

Tax I.D. 62-0814289

Est. 1970

Chris Kramer
SLR International Corp. - West Linn, OR
1800 Blankenship Road, Suite 440

West Linn, OR 97068

Report Summary

Thursday October 08, 2009

Report Number: L424762


Samples Received: 09/26/09

Client Project: 008.0288.00037

Description: Nord Door Project - Everett, WA

The analytical results in this report are based upon information supplied by you, the client, and are for your exclusive use. If you have any questions regarding this data package, please do not hesitate to call.

Entire Report Reviewed By:


Jarred Willis, ESC Representative

Laboratory Certification Numbers

A2LA - 1461-01, AIHA - 100789, AL - 40660, CA - I-2327, CT - PH-0197, FL - E87487
GA - 923, IN - C-TN-01, KY - 90010, KYUST - 0016, NC - ENV375, DW21704, ND - R-140
NJ - TN002, NJ NELAP - TN002, SC - 84004, TN - 2006, VA - 00109, WV - 233
AZ - 0612, MN - 047-999-395, NY - 11742, WI - 998093910

Accreditation is only applicable to the test methods specified on each scope of accreditation held by ESC Lab Sciences.

This report may not be reproduced, except in full, without written approval from Environmental Science Corp.

Where applicable, sampling conducted by ESC is performed per guidance provided in laboratory standard operating procedures: 060302, 060303, and 060304.

6 Samples Reported: 10/08/09 08:48 Printed: 10/08/09 11:45
Page 1 of 56



**ENVIRONMENTAL
SCIENCE CORP.**

12065 Lebanon Rd.
Mt. Juliet, TN 37122
(615) 758-5858
1-800-767-5859
Fax (615) 758-5859

Tax I.D. 62-0814289

Est. 1970

REPORT OF ANALYSIS

Chris Kramer
SLR International Corp. - West Linn
1800 Blankenship Road, Suite 440
West Linn, OR 97068

October 08, 2009

Date Received : September 26, 2009
Description : Nord Door Project - Everett, WA
Sample ID : HA-326 2 FT
Collected By : Chris Kramer
Collection Date : 09/24/09 10:45

ESC Sample # : L424762-01

Site ID : EVERETT, WA

Project # : 008.0288.00037

Parameter	Dry Result	MDL	RDL	Units	Q	Method	Date	Dil.
Total Solids	79.2			%		2540G	09/28/09	1
Diesel Range Organics (DRO)	5.3	1.3	5.0	mg/kg		NWTPHDX	10/03/09	1
Residual Range Organics (RRO)	35.	3.3	13.	mg/kg		NWTPHDX	10/03/09	1
Surrogate Recovery								
o-Terphenyl	106.			% Rec.		NWTPHDX	10/03/09	1
Polynuclear Aromatic Hydrocarbons								
Anthracene	0.016	0.0013	0.0076	mg/kg		8270C-SI	10/04/09	1
Acenaphthene	0.0050	0.0013	0.0076	mg/kg	J	8270C-SI	10/04/09	1
Acenaphthylene	0.0058	0.0011	0.0076	mg/kg	J	8270C-SI	10/04/09	1
Benzo(a)anthracene	0.049	0.00096	0.0076	mg/kg		8270C-SI	10/04/09	1
Benzo(a)pyrene	0.059	0.00083	0.0076	mg/kg		8270C-SI	10/04/09	1
Benzo(b)fluoranthene	0.081	0.0014	0.0076	mg/kg		8270C-SI	10/04/09	1
Benzo(g,h,i)perylene	0.056	0.00098	0.0076	mg/kg		8270C-SI	10/04/09	1
Benzo(k)fluoranthene	0.021	0.0012	0.0076	mg/kg		8270C-SI	10/04/09	1
Chrysene	0.040	0.00087	0.0076	mg/kg		8270C-SI	10/04/09	1
Dibenz(a,h)anthracene	0.018	0.00089	0.0076	mg/kg		8270C-SI	10/04/09	1
Fluoranthene	0.067	0.00081	0.0076	mg/kg		8270C-SI	10/04/09	1
Fluorene	0.0029	0.0010	0.0076	mg/kg	J	8270C-SI	10/04/09	1
Indeno(1,2,3-cd)pyrene	0.045	0.00088	0.0076	mg/kg		8270C-SI	10/04/09	1
Naphthalene	0.0048	0.0014	0.0076	mg/kg	J	8270C-SI	10/04/09	1
Phenanthrene	0.032	0.00098	0.0076	mg/kg		8270C-SI	10/04/09	1
Pyrene	0.066	0.00096	0.0076	mg/kg		8270C-SI	10/04/09	1
1-Methylnaphthalene	0.0020	0.0015	0.0076	mg/kg	J	8270C-SI	10/04/09	1
2-Methylnaphthalene	0.0045	0.0020	0.0076	mg/kg	J	8270C-SI	10/04/09	1
2-Chloronaphthalene	U	0.0010	0.0076	mg/kg		8270C-SI	10/04/09	1
Surrogate Recovery								
Nitrobenzene-d5	69.3			% Rec.		8270C-SI	10/04/09	1
2-Fluorobiphenyl	65.9			% Rec.		8270C-SI	10/04/09	1
p-Terphenyl-d14	83.6			% Rec.		8270C-SI	10/04/09	1
Base/Neutral Extractables								
Acenaphthylene	U	0.0087	0.042	mg/kg		8270C	10/05/09	1
Acetophenone	U	0.0065	0.42	mg/kg		8270C	10/05/09	1
Atrazine	U	0.010	0.42	mg/kg		8270C	10/05/09	1
Benzaldehyde	U	0.051	0.42	mg/kg		8270C	10/05/09	1
Biphenyl	U	0.0079	0.42	mg/kg		8270C	10/05/09	1
Bis(2-chloroethoxy)methane	U	0.0077	0.42	mg/kg		8270C	10/05/09	1
Bis(2-chloroethyl)ether	U	0.012	0.42	mg/kg		8270C	10/05/09	1
Bis(2-chloroisopropyl)ether	U	0.0087	0.42	mg/kg		8270C	10/05/09	1
4-Bromophenyl-phenylether	U	0.0092	0.42	mg/kg	L1	8270C	10/05/09	1
2-Chloronaphthalene	U	0.0072	0.042	mg/kg		8270C	10/05/09	1

Results listed are dry weight basis.

U = ND (Not Detected)

MDL = Minimum Detection Limit = LOD

RDL = Reported Detection Limit = LOQ = PQL = EQL

Note:

This report shall not be reproduced, except in full, without the written approval from ESC.

The reported analytical results relate only to the sample submitted

Reported: 10/08/09 08:48 Printed: 10/08/09 11:46



**ENVIRONMENTAL
SCIENCE CORP.**

12065 Lebanon Rd.
Mt. Juliet, TN 37122
(615) 758-5858
1-800-767-5859
Fax (615) 758-5859

Tax I.D. 62-0814289

Est. 1970

REPORT OF ANALYSIS

Chris Kramer
SLR International Corp. - West Linn
1800 Blankenship Road, Suite 440
West Linn, OR 97068

October 08, 2009

Date Received : September 26, 2009
Description : Nord Door Project - Everett, WA
Sample ID : HA-326 2 FT
Collected By : Chris Kramer
Collection Date : 09/24/09 10:45

ESC Sample # : L424762-01

Site ID : EVERETT, WA

Project # : 008.0288.00037

Parameter	Dry Result	MDL	RDL	Units	Q	Method	Date	Dil.
4-Chlorophenyl-phenylether	U	0.0069	0.42	mg/kg		8270C	10/05/09	1
3,3-Dichlorobenzidine	U	0.038	0.42	mg/kg		8270C	10/05/09	1
2,4-Dinitrotoluene	U	0.010	0.42	mg/kg		8270C	10/05/09	1
2,6-Dinitrotoluene	U	0.0088	0.42	mg/kg		8270C	10/05/09	1
Hexachlorobenzene	U	0.0083	0.42	mg/kg		8270C	10/05/09	1
Hexachloro-1,3-butadiene	U	0.0076	0.42	mg/kg		8270C	10/05/09	1
Hexachlorocyclopentadiene	U	0.037	0.42	mg/kg		8270C	10/05/09	1
Hexachloroethane	U	0.0074	0.42	mg/kg		8270C	10/05/09	1
Isophorone	U	0.0060	0.42	mg/kg		8270C	10/05/09	1
2-Methylnaphthalene	U	0.0067	0.042	mg/kg		8270C	10/05/09	1
2-Methylphenol	U	0.0076	0.42	mg/kg		8270C	10/05/09	1
3&4-Methyl Phenol	U	0.014	0.42	mg/kg		8270C	10/05/09	1
2-Nitroaniline	U	0.0076	0.42	mg/kg		8270C	10/05/09	1
3-Nitroaniline	U	0.057	0.42	mg/kg		8270C	10/05/09	1
4-Nitroaniline	U	0.012	0.42	mg/kg		8270C	10/05/09	1
Nitrobenzene	U	0.0074	0.42	mg/kg		8270C	10/05/09	1
n-Nitrosodiphenylamine	U	0.0087	0.42	mg/kg		8270C	10/05/09	1
n-Nitrosodi-n-propylamine	U	0.0087	0.42	mg/kg		8270C	10/05/09	1
Benzylbutyl phthalate	U	0.023	0.42	mg/kg		8270C	10/05/09	1
Caprolactam	U	0.021	0.42	mg/kg		8270C	10/05/09	1
Carbazole	0.014	0.0086	0.42	mg/kg	J	8270C	10/05/09	1
Bis(2-ethylhexyl)phthalate	U	0.072	0.42	mg/kg		8270C	10/05/09	1
4-Chloroaniline	U	0.051	0.42	mg/kg		8270C	10/05/09	1
Di-n-butyl phthalate	U	0.018	0.42	mg/kg		8270C	10/05/09	1
Dibenzofuran	U	0.0078	0.42	mg/kg		8270C	10/05/09	1
Diethyl phthalate	U	0.0068	0.42	mg/kg		8270C	10/05/09	1
Dimethyl phthalate	U	0.0068	0.42	mg/kg		8270C	10/05/09	1
Di-n-octyl phthalate	U	0.023	0.42	mg/kg		8270C	10/05/09	1
Acid Extractables								
4-Chloro-3-methylphenol	U	0.0092	0.42	mg/kg		8270C	10/05/09	1
2-Chlorophenol	U	0.0064	0.42	mg/kg		8270C	10/05/09	1
2,4-Dichlorophenol	U	0.0074	0.42	mg/kg		8270C	10/05/09	1
2,4-Dimethylphenol	U	0.062	0.42	mg/kg	J4	8270C	10/05/09	1
4,6-Dinitro-2-methylphenol	U	0.065	0.42	mg/kg		8270C	10/05/09	1
2,4-Dinitrophenol	U	0.069	0.42	mg/kg		8270C	10/05/09	1
2-Nitrophenol	U	0.012	0.42	mg/kg		8270C	10/05/09	1
4-Nitrophenol	U	0.064	0.42	mg/kg		8270C	10/05/09	1
Pentachlorophenol	U	0.048	0.42	mg/kg		8270C	10/05/09	1
Phenol	U	0.0063	0.42	mg/kg		8270C	10/05/09	1
1,2,4,5-Tetrachlorobenzene	U	0.010	0.42	mg/kg		8270C	10/05/09	1
2,4,5-Trichlorophenol	U	0.0091	0.42	mg/kg		8270C	10/05/09	1
2,4,6-Trichlorophenol	U	0.0089	0.42	mg/kg		8270C	10/05/09	1
Benzo(a)anthracene	0.039	0.0093	0.042	mg/kg	J	8270C	10/05/09	1

Results listed are dry weight basis.

U = ND (Not Detected)

MDL = Minimum Detection Limit = LOD

RDL = Reported Detection Limit = LOQ = PQL = EQL

Note:

This report shall not be reproduced, except in full, without the written approval from ESC.

The reported analytical results relate only to the sample submitted

Reported: 10/08/09 08:48 Printed: 10/08/09 11:46



**ENVIRONMENTAL
SCIENCE CORP.**

12065 Lebanon Rd.
Mt. Juliet, TN 37122
(615) 758-5858
1-800-767-5859
Fax (615) 758-5859

Tax I.D. 62-0814289

Est. 1970

REPORT OF ANALYSIS

Chris Kramer
SLR International Corp. - West Linn
1800 Blankenship Road, Suite 440
West Linn, OR 97068

October 08, 2009

Date Received : September 26, 2009
Description : Nord Door Project - Everett, WA

ESC Sample # : L424762-01

Sample ID : HA-326 2 FT

Site ID : EVERETT, WA

Collected By : Chris Kramer
Collection Date : 09/24/09 10:45

Project # : 008.0288.00037

Parameter	Dry Result	MDL	RDL	Units	Q	Method	Date	Dil.
Benzo(a)pyrene	0.044	0.0085	0.042	mg/kg		8270C	10/05/09	1
Benzo(b)fluoranthene	0.087	0.0098	0.042	mg/kg		8270C	10/05/09	1
Benzo(k)fluoranthene	0.029	0.0089	0.042	mg/kg	J	8270C	10/05/09	1
Chrysene	0.069	0.013	0.042	mg/kg		8270C	10/05/09	1
Dibenz(a,h)anthracene	U	0.0068	0.042	mg/kg		8270C	10/05/09	1
Indeno(1,2,3-cd)pyrene	0.023	0.0073	0.042	mg/kg	J	8270C	10/05/09	1
Acenaphthene	U	0.024	0.042	mg/kg		8270C	10/05/09	1
Anthracene	0.019	0.0074	0.042	mg/kg	J	8270C	10/05/09	1
Benzo(g,h,i)perylene	0.023	0.0090	0.042	mg/kg	J	8270C	10/05/09	1
Fluoranthene	0.053	0.011	0.042	mg/kg		8270C	10/05/09	1
Fluorene	U	0.0078	0.042	mg/kg		8270C	10/05/09	1
Naphthalene	U	0.0072	0.042	mg/kg		8270C	10/05/09	1
Phenanthrene	0.016	0.0085	0.042	mg/kg	J	8270C	10/05/09	1
Pyrene	0.061	0.010	0.042	mg/kg		8270C	10/05/09	1
Surrogate Recovery								
Nitrobenzene-d5	60.1			% Rec.		8270C	10/05/09	1
2-Fluorobiphenyl	60.9			% Rec.		8270C	10/05/09	1
p-Terphenyl-d14	58.7			% Rec.		8270C	10/05/09	1
Phenol-d5	70.2			% Rec.		8270C	10/05/09	1
2-Fluorophenol	74.2			% Rec.		8270C	10/05/09	1
2,4,6-Tribromophenol	87.0			% Rec.		8270C	10/05/09	1

Results listed are dry weight basis.

U = ND (Not Detected)

MDL = Minimum Detection Limit = LOD

RDL = Reported Detection Limit = LOQ = PQL = EQL

Note:

This report shall not be reproduced, except in full, without the written approval from ESC.

The reported analytical results relate only to the sample submitted

Reported: 10/08/09 08:48 Printed: 10/08/09 11:46



**ENVIRONMENTAL
SCIENCE CORP.**

12065 Lebanon Rd.
Mt. Juliet, TN 37122
(615) 758-5858
1-800-767-5859
Fax (615) 758-5859

Tax I.D. 62-0814289

Est. 1970

REPORT OF ANALYSIS

Chris Kramer
SLR International Corp. - West Linn
1800 Blankenship Road, Suite 440
West Linn, OR 97068

October 08, 2009

Date Received : September 26, 2009
Description : Nord Door Project - Everett, WA
Sample ID : HA-326-2 2.5 FT
Collected By : Chris Kramer
Collection Date : 09/24/09 10:55

ESC Sample # : L424762-02

Site ID : EVERETT, WA

Project # : 008.0288.00037

Parameter	Dry Result	MDL	RDL	Units	Q	Method	Date	Dil.
Total Solids	53.8			%		2540G	09/28/09	1
Diesel Range Organics (DRO)	54.	1.3	7.4	mg/kg		NWTPHDX	10/03/09	1
Residual Range Organics (RRO)	160	3.3	18.	mg/kg		NWTPHDX	10/03/09	1
Surrogate Recovery								
o-Terphenyl	111.			% Rec.		NWTPHDX	10/03/09	1
Polynuclear Aromatic Hydrocarbons								
Anthracene	0.030	0.0013	0.011	mg/kg		8270C-SI	10/04/09	1
Acenaphthene	0.015	0.0013	0.011	mg/kg		8270C-SI	10/04/09	1
Acenaphthylene	0.015	0.0011	0.011	mg/kg		8270C-SI	10/04/09	1
Benzo(a)anthracene	0.058	0.00096	0.011	mg/kg		8270C-SI	10/04/09	1
Benzo(a)pyrene	0.054	0.00083	0.011	mg/kg		8270C-SI	10/04/09	1
Benzo(b)fluoranthene	0.084	0.0014	0.011	mg/kg		8270C-SI	10/04/09	1
Benzo(g,h,i)perylene	0.048	0.00098	0.011	mg/kg		8270C-SI	10/04/09	1
Benzo(k)fluoranthene	0.022	0.0012	0.011	mg/kg		8270C-SI	10/04/09	1
Chrysene	0.067	0.00087	0.011	mg/kg		8270C-SI	10/04/09	1
Dibenz(a,h)anthracene	0.014	0.00089	0.011	mg/kg		8270C-SI	10/04/09	1
Fluoranthene	0.12	0.00081	0.011	mg/kg		8270C-SI	10/04/09	1
Fluorene	0.012	0.0010	0.011	mg/kg		8270C-SI	10/04/09	1
Indeno(1,2,3-cd)pyrene	0.037	0.00088	0.011	mg/kg		8270C-SI	10/04/09	1
Naphthalene	0.20	0.0014	0.011	mg/kg		8270C-SI	10/04/09	1
Phenanthrene	0.14	0.00098	0.011	mg/kg		8270C-SI	10/04/09	1
Pyrene	0.10	0.00096	0.011	mg/kg		8270C-SI	10/04/09	1
1-Methylnaphthalene	0.030	0.0015	0.011	mg/kg		8270C-SI	10/04/09	1
2-Methylnaphthalene	0.080	0.0020	0.011	mg/kg		8270C-SI	10/04/09	1
2-Chloronaphthalene	U	0.0010	0.011	mg/kg		8270C-SI	10/04/09	1
Surrogate Recovery								
Nitrobenzene-d5	55.7			% Rec.		8270C-SI	10/04/09	1
2-Fluorobiphenyl	56.7			% Rec.		8270C-SI	10/04/09	1
p-Terphenyl-d14	60.6			% Rec.		8270C-SI	10/04/09	1
Base/Neutral Extractables								
Acenaphthylene	U	0.0087	0.061	mg/kg	J3	8270C	10/07/09	1
Acetophenone	U	0.0065	0.62	mg/kg	J3	8270C	10/07/09	1
Atrazine	U	0.010	0.62	mg/kg	J3	8270C	10/07/09	1
Benzaldehyde	U	0.051	0.62	mg/kg		8270C	10/07/09	1
Biphenyl	U	0.0079	0.62	mg/kg	J3	8270C	10/07/09	1
Bis(2-chlorethoxy)methane	U	0.0077	0.62	mg/kg	J4	8270C	10/07/09	1
Bis(2-chloroethyl)ether	U	0.012	0.62	mg/kg		8270C	10/07/09	1
Bis(2-chloroisopropyl)ether	U	0.0087	0.62	mg/kg		8270C	10/07/09	1
4-Bromophenyl-phenylether	U	0.0092	0.62	mg/kg	L1	8270C	10/07/09	1
2-Chloronaphthalene	U	0.0072	0.061	mg/kg	J3	8270C	10/07/09	1

Results listed are dry weight basis.

U = ND (Not Detected)

MDL = Minimum Detection Limit = LOD

RDL = Reported Detection Limit = LOQ = PQL = EQL

Note:

This report shall not be reproduced, except in full, without the written approval from ESC.

The reported analytical results relate only to the sample submitted

Reported: 10/08/09 08:48 Printed: 10/08/09 11:46



**ENVIRONMENTAL
SCIENCE CORP.**

12065 Lebanon Rd.
Mt. Juliet, TN 37122
(615) 758-5858
1-800-767-5859
Fax (615) 758-5859

Tax I.D. 62-0814289

Est. 1970

REPORT OF ANALYSIS

Chris Kramer
SLR International Corp. - West Linn
1800 Blankenship Road, Suite 440
West Linn, OR 97068

October 08, 2009

Date Received : September 26, 2009
Description : Nord Door Project - Everett, WA
Sample ID : HA-326-2 2.5 FT
Collected By : Chris Kramer
Collection Date : 09/24/09 10:55

ESC Sample # : L424762-02

Site ID : EVERETT, WA

Project # : 008.0288.00037

Parameter	Dry Result	MDL	RDL	Units	Q	Method	Date	Dil.
4-Chlorophenyl-phenylether	U	0.0069	0.62	mg/kg	J3J4	8270C	10/07/09	1
3,3-Dichlorobenzidine	U	0.038	0.62	mg/kg		8270C	10/07/09	1
2,4-Dinitrotoluene	U	0.010	0.62	mg/kg	J3	8270C	10/07/09	1
2,6-Dinitrotoluene	U	0.0088	0.62	mg/kg	J3	8270C	10/07/09	1
Hexachlorobenzene	U	0.0083	0.62	mg/kg		8270C	10/07/09	1
Hexachloro-1,3-butadiene	U	0.0076	0.62	mg/kg		8270C	10/07/09	1
Hexachlorocyclopentadiene	U	0.037	0.62	mg/kg		8270C	10/07/09	1
Hexachloroethane	U	0.0074	0.62	mg/kg		8270C	10/07/09	1
Isophorone	U	0.0060	0.62	mg/kg		8270C	10/07/09	1
2-Methylnaphthalene	0.35	0.0067	0.061	mg/kg	J3	8270C	10/07/09	1
2-Methylphenol	U	0.0076	0.62	mg/kg	J3	8270C	10/07/09	1
3&4-Methyl Phenol	U	0.014	0.62	mg/kg		8270C	10/07/09	1
2-Nitroaniline	U	0.0076	0.62	mg/kg		8270C	10/07/09	1
3-Nitroaniline	U	0.057	0.62	mg/kg		8270C	10/07/09	1
4-Nitroaniline	U	0.012	0.62	mg/kg		8270C	10/07/09	1
Nitrobenzene	U	0.0074	0.62	mg/kg		8270C	10/07/09	1
n-Nitrosodiphenylamine	U	0.0087	0.62	mg/kg	J3	8270C	10/07/09	1
n-Nitrosodi-n-propylamine	U	0.0087	0.62	mg/kg	J3	8270C	10/07/09	1
Benzylbutyl phthalate	U	0.023	0.62	mg/kg		8270C	10/07/09	1
Caprolactam	U	0.021	0.62	mg/kg		8270C	10/07/09	1
Carbazole	U	0.0086	0.62	mg/kg		8270C	10/07/09	1
Bis(2-ethylhexyl)phthalate	U	0.072	0.62	mg/kg		8270C	10/07/09	1
4-Chloroaniline	U	0.051	0.62	mg/kg		8270C	10/07/09	1
Di-n-butyl phthalate	U	0.018	0.62	mg/kg	J3	8270C	10/07/09	1
Dibenzofuran	U	0.0078	0.62	mg/kg	J3	8270C	10/07/09	1
Diethyl phthalate	U	0.0068	0.62	mg/kg	J3J4	8270C	10/07/09	1
Dimethyl phthalate	U	0.0068	0.62	mg/kg	J3	8270C	10/07/09	1
Di-n-octyl phthalate	U	0.023	0.62	mg/kg		8270C	10/07/09	1
Acid Extractables								
4-Chloro-3-methylphenol	U	0.0092	0.62	mg/kg		8270C	10/07/09	1
2-Chlorophenol	U	0.0064	0.62	mg/kg		8270C	10/07/09	1
2,4-Dichlorophenol	U	0.0074	0.62	mg/kg		8270C	10/07/09	1
2,4-Dimethylphenol	U	0.062	0.62	mg/kg	L1	8270C	10/07/09	1
4,6-Dinitro-2-methylphenol	U	0.065	0.62	mg/kg		8270C	10/07/09	1
2,4-Dinitrophenol	U	0.069	0.62	mg/kg		8270C	10/07/09	1
2-Nitrophenol	U	0.012	0.62	mg/kg		8270C	10/07/09	1
4-Nitrophenol	U	0.064	0.62	mg/kg		8270C	10/07/09	1
Pentachlorophenol	U	0.048	0.62	mg/kg		8270C	10/07/09	1
Phenol	0.11	0.0063	0.62	mg/kg	J	8270C	10/07/09	1
1,2,4,5-Tetrachlorobenzene	U	0.010	0.62	mg/kg		8270C	10/07/09	1
2,4,5-Trichlorophenol	U	0.0091	0.62	mg/kg	J3	8270C	10/07/09	1
2,4,6-Trichlorophenol	U	0.0089	0.62	mg/kg	J3	8270C	10/07/09	1
Benzo(a)anthracene	0.059	0.0093	0.061	mg/kg	JJ3	8270C	10/07/09	1

Results listed are dry weight basis.

U = ND (Not Detected)

MDL = Minimum Detection Limit = LOD

RDL = Reported Detection Limit = LOQ = PQL = EQL

Note:

This report shall not be reproduced, except in full, without the written approval from ESC.

The reported analytical results relate only to the sample submitted

Reported: 10/08/09 08:48 Printed: 10/08/09 11:46



**ENVIRONMENTAL
SCIENCE CORP.**

12065 Lebanon Rd.
Mt. Juliet, TN 37122
(615) 758-5858
1-800-767-5859
Fax (615) 758-5859

Tax I.D. 62-0814289

Est. 1970

REPORT OF ANALYSIS

Chris Kramer
SLR International Corp. - West Linn
1800 Blankenship Road, Suite 440
West Linn, OR 97068

October 08, 2009

Date Received : September 26, 2009
Description : Nord Door Project - Everett, WA
Sample ID : HA-326-2 2.5 FT
Collected By : Chris Kramer
Collection Date : 09/24/09 10:55

ESC Sample # : L424762-02

Site ID : EVERETT, WA

Project # : 008.0288.00037

Parameter	Dry Result	MDL	RDL	Units	Q	Method	Date	Dil.
Benzo(a)pyrene	0.071	0.0085	0.061	mg/kg	J3J8	8270C	10/07/09	1
Benzo(b)fluoranthene	0.11	0.0098	0.061	mg/kg	J3J8	8270C	10/07/09	1
Benzo(k)fluoranthene	0.056	0.0089	0.061	mg/kg	JJ8	8270C	10/07/09	1
Chrysene	0.12	0.013	0.061	mg/kg	J	8270C	10/07/09	1
Dibenz(a,h)anthracene	U	0.0068	0.061	mg/kg	J3	8270C	10/07/09	1
Indeno(1,2,3-cd)pyrene	0.035	0.0073	0.061	mg/kg	JJ3J	8270C	10/07/09	1
Acenaphthene	U	0.024	0.061	mg/kg	J3	8270C	10/07/09	1
Anthracene	0.050	0.0074	0.061	mg/kg	J	8270C	10/07/09	1
Benzo(g,h,i)perylene	0.052	0.0090	0.061	mg/kg	JJ8	8270C	10/07/09	1
Fluoranthene	0.18	0.011	0.061	mg/kg	J	8270C	10/07/09	1
Fluorene	U	0.0078	0.061	mg/kg	J3	8270C	10/07/09	1
Naphthalene	0.78	0.0072	0.061	mg/kg	J	8270C	10/07/09	1
Phenanthrene	0.26	0.0085	0.061	mg/kg	J3	8270C	10/07/09	1
Pyrene	0.17	0.010	0.061	mg/kg	J	8270C	10/07/09	1
Surrogate Recovery								
Nitrobenzene-d5	64.7			% Rec.		8270C	10/07/09	1
2-Fluorobiphenyl	76.8			% Rec.		8270C	10/07/09	1
p-Terphenyl-d14	85.8			% Rec.		8270C	10/07/09	1
Phenol-d5	68.1			% Rec.		8270C	10/07/09	1
2-Fluorophenol	79.3			% Rec.		8270C	10/07/09	1
2,4,6-Tribromophenol	79.3			% Rec.		8270C	10/07/09	1

Results listed are dry weight basis.

U = ND (Not Detected)

MDL = Minimum Detection Limit = LOD

RDL = Reported Detection Limit = LOQ = PQL = EQL

Note:

This report shall not be reproduced, except in full, without the written approval from ESC.

The reported analytical results relate only to the sample submitted

Reported: 10/08/09 08:48 Printed: 10/08/09 11:46



**ENVIRONMENTAL
SCIENCE CORP.**

12065 Lebanon Rd.
Mt. Juliet, TN 37122
(615) 758-5858
1-800-767-5859
Fax (615) 758-5859

Tax I.D. 62-0814289

Est. 1970

REPORT OF ANALYSIS

Chris Kramer
SLR International Corp. - West Linn
1800 Blankenship Road, Suite 440
West Linn, OR 97068

October 08, 2009

Date Received : September 26, 2009
Description : Nord Door Project - Everett, WA
Sample ID : HA-322 1 FT
Collected By : Chris Kramer
Collection Date : 09/23/09 10:05

ESC Sample # : L424762-03

Site ID : EVERETT, WA

Project # : 008.0288.00037

Parameter	Dry Result	MDL	RDL	Units	Q	Method	Date	Dil.
Total Solids	71.2			%		2540G	09/28/09	1
Diesel Range Organics (DRO)	4.1	1.3	5.6	mg/kg	J	NWTPHDX	10/03/09	1
Residual Range Organics (RRO)	17.	3.3	14.	mg/kg		NWTPHDX	10/03/09	1
Surrogate Recovery								
o-Terphenyl	103.			% Rec.		NWTPHDX	10/03/09	1
Polynuclear Aromatic Hydrocarbons								
Anthracene	0.073	0.0013	0.0084	mg/kg		8270C-SI	10/04/09	1
Acenaphthene	0.022	0.0013	0.0084	mg/kg		8270C-SI	10/04/09	1
Acenaphthylene	0.091	0.0011	0.0084	mg/kg		8270C-SI	10/04/09	1
Benzo(a)anthracene	0.13	0.00096	0.0084	mg/kg		8270C-SI	10/04/09	1
Benzo(a)pyrene	0.20	0.00083	0.0084	mg/kg		8270C-SI	10/04/09	1
Benzo(b)fluoranthene	0.18	0.0014	0.0084	mg/kg		8270C-SI	10/04/09	1
Benzo(g,h,i)perylene	0.22	0.00098	0.0084	mg/kg		8270C-SI	10/04/09	1
Benzo(k)fluoranthene	0.059	0.0012	0.0084	mg/kg		8270C-SI	10/04/09	1
Chrysene	0.13	0.00087	0.0084	mg/kg		8270C-SI	10/04/09	1
Dibenz(a,h)anthracene	0.039	0.00089	0.0084	mg/kg		8270C-SI	10/04/09	1
Fluoranthene	0.35	0.00081	0.0084	mg/kg		8270C-SI	10/04/09	1
Fluorene	0.038	0.0010	0.0084	mg/kg		8270C-SI	10/04/09	1
Indeno(1,2,3-cd)pyrene	0.15	0.00088	0.0084	mg/kg		8270C-SI	10/04/09	1
Naphthalene	0.12	0.0014	0.0084	mg/kg		8270C-SI	10/04/09	1
Phenanthrene	0.41	0.00098	0.0084	mg/kg		8270C-SI	10/04/09	1
Pyrene	0.36	0.00096	0.0084	mg/kg		8270C-SI	10/04/09	1
1-Methylnaphthalene	0.025	0.0015	0.0084	mg/kg		8270C-SI	10/04/09	1
2-Methylnaphthalene	0.041	0.0020	0.0084	mg/kg		8270C-SI	10/04/09	1
2-Chloronaphthalene	U	0.0010	0.0084	mg/kg		8270C-SI	10/04/09	1
Surrogate Recovery								
Nitrobenzene-d5	49.5			% Rec.		8270C-SI	10/04/09	1
2-Fluorobiphenyl	53.5			% Rec.		8270C-SI	10/04/09	1
p-Terphenyl-d14	57.0			% Rec.		8270C-SI	10/04/09	1
Base/Neutral Extractables								
Acenaphthylene	U	0.0087	0.046	mg/kg	J3	8270C	10/06/09	1
Acetophenone	0.060	0.0065	0.47	mg/kg	JJ3	8270C	10/06/09	1
Atrazine	U	0.010	0.47	mg/kg	J3	8270C	10/06/09	1
Benzaldehyde	0.29	0.051	0.47	mg/kg	J	8270C	10/06/09	1
Biphenyl	0.045	0.0079	0.47	mg/kg	JJ3	8270C	10/06/09	1
Bis(2-chlorethoxy)methane	U	0.0077	0.47	mg/kg	J4	8270C	10/06/09	1
Bis(2-chloroethyl)ether	U	0.012	0.47	mg/kg		8270C	10/06/09	1
Bis(2-chloroisopropyl)ether	U	0.0087	0.47	mg/kg		8270C	10/06/09	1
4-Bromophenyl-phenylether	U	0.0092	0.47	mg/kg	L1	8270C	10/06/09	1
2-Chloronaphthalene	U	0.0072	0.046	mg/kg	J3	8270C	10/06/09	1

Results listed are dry weight basis.

U = ND (Not Detected)

MDL = Minimum Detection Limit = LOD

RDL = Reported Detection Limit = LOQ = PQL = EQL

Note:

This report shall not be reproduced, except in full, without the written approval from ESC.

The reported analytical results relate only to the sample submitted

Reported: 10/08/09 08:48 Printed: 10/08/09 11:46



**ENVIRONMENTAL
SCIENCE CORP.**

12065 Lebanon Rd.
Mt. Juliet, TN 37122
(615) 758-5858
1-800-767-5859
Fax (615) 758-5859

Tax I.D. 62-0814289

Est. 1970

REPORT OF ANALYSIS

Chris Kramer
SLR International Corp. - West Linn
1800 Blankenship Road, Suite 440
West Linn, OR 97068

October 08, 2009

Date Received : September 26, 2009
Description : Nord Door Project - Everett, WA
Sample ID : HA-322 1 FT
Collected By : Chris Kramer
Collection Date : 09/23/09 10:05

ESC Sample # : L424762-03

Site ID : EVERETT, WA

Project # : 008.0288.00037

Parameter	Dry Result	MDL	RDL	Units	Q	Method	Date	Dil.
4-Chlorophenyl-phenylether	U	0.0069	0.47	mg/kg	J3J4	8270C	10/06/09	1
3,3-Dichlorobenzidine	U	0.038	0.47	mg/kg		8270C	10/06/09	1
2,4-Dinitrotoluene	U	0.010	0.47	mg/kg	J3	8270C	10/06/09	1
2,6-Dinitrotoluene	U	0.0088	0.47	mg/kg	J3	8270C	10/06/09	1
Hexachlorobenzene	U	0.0083	0.47	mg/kg		8270C	10/06/09	1
Hexachloro-1,3-butadiene	U	0.0076	0.47	mg/kg		8270C	10/06/09	1
Hexachlorocyclopentadiene	U	0.037	0.47	mg/kg		8270C	10/06/09	1
Hexachloroethane	U	0.0074	0.47	mg/kg		8270C	10/06/09	1
Isophorone	U	0.0060	0.47	mg/kg		8270C	10/06/09	1
2-Methylnaphthalene	0.077	0.0067	0.046	mg/kg	J3	8270C	10/06/09	1
2-Methylphenol	U	0.0076	0.47	mg/kg	J3	8270C	10/06/09	1
3&4-Methyl Phenol	U	0.014	0.47	mg/kg		8270C	10/06/09	1
2-Nitroaniline	U	0.0076	0.47	mg/kg		8270C	10/06/09	1
3-Nitroaniline	U	0.057	0.47	mg/kg		8270C	10/06/09	1
4-Nitroaniline	U	0.012	0.47	mg/kg		8270C	10/06/09	1
Nitrobenzene	U	0.0074	0.47	mg/kg		8270C	10/06/09	1
n-Nitrosodiphenylamine	U	0.0087	0.47	mg/kg	J3	8270C	10/06/09	1
n-Nitrosodi-n-propylamine	U	0.0087	0.47	mg/kg	J3	8270C	10/06/09	1
Benzylbutyl phthalate	U	0.023	0.47	mg/kg		8270C	10/06/09	1
Caprolactam	U	0.021	0.47	mg/kg		8270C	10/06/09	1
Carbazole	0.027	0.0086	0.47	mg/kg	J	8270C	10/06/09	1
Bis(2-ethylhexyl)phthalate	U	0.072	0.47	mg/kg		8270C	10/06/09	1
4-Chloroaniline	U	0.051	0.47	mg/kg		8270C	10/06/09	1
Di-n-butyl phthalate	0.032	0.018	0.47	mg/kg	JJ3	8270C	10/06/09	1
Dibenzofuran	0.050	0.0078	0.47	mg/kg	JJ3	8270C	10/06/09	1
Diethyl phthalate	U	0.0068	0.47	mg/kg	J3J4	8270C	10/06/09	1
Dimethyl phthalate	U	0.0068	0.47	mg/kg	J3	8270C	10/06/09	1
Di-n-octyl phthalate	U	0.023	0.47	mg/kg		8270C	10/06/09	1
Acid Extractables								
4-Chloro-3-methylphenol	U	0.0092	0.47	mg/kg		8270C	10/06/09	1
2-Chlorophenol	U	0.0064	0.47	mg/kg		8270C	10/06/09	1
2,4-Dichlorophenol	0.013	0.0074	0.47	mg/kg	J	8270C	10/06/09	1
2,4-Dimethylphenol	U	0.062	0.47	mg/kg	L1	8270C	10/06/09	1
4,6-Dinitro-2-methylphenol	U	0.065	0.47	mg/kg		8270C	10/06/09	1
2,4-Dinitrophenol	U	0.069	0.47	mg/kg		8270C	10/06/09	1
2-Nitrophenol	U	0.012	0.47	mg/kg		8270C	10/06/09	1
4-Nitrophenol	U	0.064	0.47	mg/kg		8270C	10/06/09	1
Pentachlorophenol	U	0.048	0.47	mg/kg		8270C	10/06/09	1
Phenol	0.062	0.0063	0.47	mg/kg	J	8270C	10/06/09	1
1,2,4,5-Tetrachlorobenzene	U	0.010	0.47	mg/kg		8270C	10/06/09	1
2,4,5-Trichlorophenol	0.018	0.0091	0.47	mg/kg	JJ3	8270C	10/06/09	1
2,4,6-Trichlorophenol	U	0.0089	0.47	mg/kg	J3	8270C	10/06/09	1
Benzo(a)anthracene	0.090	0.0093	0.046	mg/kg	J3	8270C	10/06/09	1

Results listed are dry weight basis.

U = ND (Not Detected)

MDL = Minimum Detection Limit = LOD

RDL = Reported Detection Limit = LOQ = PQL = EQL

Note:

This report shall not be reproduced, except in full, without the written approval from ESC.

The reported analytical results relate only to the sample submitted

Reported: 10/08/09 08:48 Printed: 10/08/09 11:46



**ENVIRONMENTAL
SCIENCE CORP.**

12065 Lebanon Rd.
Mt. Juliet, TN 37122
(615) 758-5858
1-800-767-5859
Fax (615) 758-5859

Tax I.D. 62-0814289

Est. 1970

REPORT OF ANALYSIS

Chris Kramer
SLR International Corp. - West Linn
1800 Blankenship Road, Suite 440
West Linn, OR 97068

October 08, 2009

Date Received : September 26, 2009
Description : Nord Door Project - Everett, WA
Sample ID : HA-322 1 FT
Collected By : Chris Kramer
Collection Date : 09/23/09 10:05

ESC Sample # : L424762-03

Site ID : EVERETT, WA

Project # : 008.0288.00037

Parameter	Dry Result	MDL	RDL	Units	Q	Method	Date	Dil.
Benzo(a)pyrene	0.097	0.0085	0.046	mg/kg	J3	8270C	10/06/09	1
Benzo(b)fluoranthene	0.14	0.0098	0.046	mg/kg	J3	8270C	10/06/09	1
Benzo(k)fluoranthene	0.055	0.0089	0.046	mg/kg		8270C	10/06/09	1
Chrysene	0.12	0.013	0.046	mg/kg		8270C	10/06/09	1
Dibenz(a,h)anthracene	U	0.0068	0.046	mg/kg	J3	8270C	10/06/09	1
Indeno(1,2,3-cd)pyrene	0.035	0.0073	0.046	mg/kg	JJ3	8270C	10/06/09	1
Acenaphthene	U	0.024	0.046	mg/kg	J3	8270C	10/06/09	1
Anthracene	0.028	0.0074	0.046	mg/kg	J	8270C	10/06/09	1
Benzo(g,h,i)perylene	0.042	0.0090	0.046	mg/kg	J	8270C	10/06/09	1
Fluoranthene	0.17	0.011	0.046	mg/kg		8270C	10/06/09	1
Fluorene	0.012	0.0078	0.046	mg/kg	JJ3	8270C	10/06/09	1
Naphthalene	0.22	0.0072	0.046	mg/kg		8270C	10/06/09	1
Phenanthrene	0.15	0.0085	0.046	mg/kg	J3	8270C	10/06/09	1
Pyrene	0.17	0.010	0.046	mg/kg		8270C	10/06/09	1
Surrogate Recovery								
Nitrobenzene-d5	51.8			% Rec.		8270C	10/06/09	1
2-Fluorobiphenyl	58.3			% Rec.		8270C	10/06/09	1
p-Terphenyl-d14	80.5			% Rec.		8270C	10/06/09	1
Phenol-d5	49.9			% Rec.		8270C	10/06/09	1
2-Fluorophenol	52.0			% Rec.		8270C	10/06/09	1
2,4,6-Tribromophenol	72.0			% Rec.		8270C	10/06/09	1

Results listed are dry weight basis.

U = ND (Not Detected)

MDL = Minimum Detection Limit = LOD

RDL = Reported Detection Limit = LOQ = PQL = EQL

Note:

This report shall not be reproduced, except in full, without the written approval from ESC.

The reported analytical results relate only to the sample submitted

Reported: 10/08/09 08:48 Printed: 10/08/09 11:46



**ENVIRONMENTAL
SCIENCE CORP.**

12065 Lebanon Rd.
Mt. Juliet, TN 37122
(615) 758-5858
1-800-767-5859
Fax (615) 758-5859

Tax I.D. 62-0814289

Est. 1970

REPORT OF ANALYSIS

Chris Kramer
SLR International Corp. - West Linn
1800 Blankenship Road, Suite 440
West Linn, OR 97068

October 08, 2009

Date Received : September 26, 2009
Description : Nord Door Project - Everett, WA
Sample ID : HA-322-2 1.5 FT
Collected By : Chris Kramer
Collection Date : 09/23/09 10:15

ESC Sample # : L424762-04

Site ID : EVERETT, WA

Project # : 008.0288.00037

Parameter	Dry Result	MDL	RDL	Units	Q	Method	Date	Dil.
Total Solids	35.0			%		2540G	09/28/09	1
Volatile Organics								
Acetone	1.6	0.085	0.71	mg/kg		8260B	10/05/09	5
Benzene	U	0.0016	0.014	mg/kg		8260B	10/05/09	5
Bromochloromethane	U	0.0022	0.014	mg/kg		8260B	10/05/09	5
Bromodichloromethane	U	0.0019	0.014	mg/kg		8260B	10/05/09	5
Bromoform	U	0.0029	0.014	mg/kg		8260B	10/05/09	5
Bromomethane	U	0.0064	0.071	mg/kg		8260B	10/05/09	5
2-Butanone (MEK)	0.34	0.013	0.14	mg/kg		8260B	10/05/09	5
Carbon disulfide	0.020	0.0017	0.014	mg/kg		8260B	10/05/09	5
Carbon tetrachloride	U	0.0016	0.014	mg/kg		8260B	10/05/09	5
Chlorobenzene	U	0.0012	0.014	mg/kg		8260B	10/05/09	5
Chloroethane	U	0.0029	0.071	mg/kg		8260B	10/05/09	5
Chloroform	U	0.0020	0.071	mg/kg		8260B	10/05/09	5
Chloromethane	U	0.0028	0.014	mg/kg		8260B	10/05/09	5
1,2-Dibromo-3-Chloropropane	U	0.0058	0.071	mg/kg		8260B	10/05/09	5
Chlorodibromomethane	U	0.0012	0.014	mg/kg		8260B	10/05/09	5
1,2-Dibromoethane	U	0.0016	0.014	mg/kg		8260B	10/05/09	5
1,2-Dichlorobenzene	U	0.0012	0.014	mg/kg		8260B	10/05/09	5
1,3-Dichlorobenzene	U	0.0019	0.014	mg/kg		8260B	10/05/09	5
1,4-Dichlorobenzene	U	0.0011	0.014	mg/kg		8260B	10/05/09	5
Dichlorodifluoromethane	U	0.0016	0.071	mg/kg		8260B	10/05/09	5
1,1-Dichloroethane	U	0.0013	0.014	mg/kg		8260B	10/05/09	5
1,2-Dichloroethane	U	0.0026	0.014	mg/kg		8260B	10/05/09	5
1,1-Dichloroethene	U	0.0037	0.014	mg/kg		8260B	10/05/09	5
cis-1,2-Dichloroethene	U	0.0036	0.014	mg/kg		8260B	10/05/09	5
trans-1,2-Dichloroethene	U	0.0034	0.014	mg/kg		8260B	10/05/09	5
1,2-Dichloropropane	U	0.0038	0.014	mg/kg		8260B	10/05/09	5
cis-1,3-Dichloropropene	U	0.0013	0.014	mg/kg		8260B	10/05/09	5
trans-1,3-Dichloropropene	U	0.0018	0.014	mg/kg		8260B	10/05/09	5
Ethylbenzene	U	0.0011	0.014	mg/kg		8260B	10/05/09	5
2-Hexanone	U	0.0018	0.014	mg/kg		8260B	10/05/09	5
Isopropylbenzene	U	0.0010	0.014	mg/kg		8260B	10/05/09	5
4-Methyl-2-pentanone (MIBK)	U	0.0070	0.14	mg/kg		8260B	10/05/09	5
Methyl tert-butyl ether	U	0.0014	0.014	mg/kg		8260B	10/05/09	5
Methylene Chloride	0.34	0.0030	0.071	mg/kg		8260B	10/05/09	5
Styrene	U	0.0010	0.014	mg/kg		8260B	10/05/09	5
1,1,2,2-Tetrachloroethane	U	0.0016	0.014	mg/kg		8260B	10/05/09	5
Tetrachloroethene	U	0.0012	0.014	mg/kg		8260B	10/05/09	5
Toluene	U	0.0061	0.071	mg/kg		8260B	10/05/09	5
1,1,2-Trichloro-1,2,2-trifluoro	U	0.0012	0.014	mg/kg		8260B	10/05/09	5
1,2,3-Trichlorobenzene	U	0.0012	0.014	mg/kg		8260B	10/05/09	5

Results listed are dry weight basis.

U = ND (Not Detected)

MDL = Minimum Detection Limit = LOD

RDL = Reported Detection Limit = LOQ = PQL = EQL

Note:

This report shall not be reproduced, except in full, without the written approval from ESC.

The reported analytical results relate only to the sample submitted

Reported: 10/08/09 08:48 Printed: 10/08/09 11:46



**ENVIRONMENTAL
SCIENCE CORP.**

12065 Lebanon Rd.
Mt. Juliet, TN 37122
(615) 758-5858
1-800-767-5859
Fax (615) 758-5859

Tax I.D. 62-0814289

Est. 1970

REPORT OF ANALYSIS

Chris Kramer
SLR International Corp. - West Linn
1800 Blankenship Road, Suite 440
West Linn, OR 97068

October 08, 2009

Date Received : September 26, 2009
Description : Nord Door Project - Everett, WA
Sample ID : HA-322-2 1.5 FT
Collected By : Chris Kramer
Collection Date : 09/23/09 10:15

ESC Sample # : L424762-04

Site ID : EVERETT, WA

Project # : 008.0288.00037

Parameter	Dry Result	MDL	RDL	Units	Q	Method	Date	Dil.
1,2,4-Trichlorobenzene	U	0.0012	0.014	mg/kg		8260B	10/05/09	5
1,1,1-Trichloroethane	U	0.0026	0.014	mg/kg		8260B	10/05/09	5
1,1,2-Trichloroethane	U	0.0023	0.014	mg/kg		8260B	10/05/09	5
Trichloroethene	U	0.0017	0.014	mg/kg		8260B	10/05/09	5
Trichlorofluoromethane	U	0.0014	0.071	mg/kg		8260B	10/05/09	5
Vinyl chloride	U	0.0014	0.014	mg/kg		8260B	10/05/09	5
Xylenes, Total	U	0.0023	0.043	mg/kg		8260B	10/05/09	5
Cyclohexane	U	0.0016	0.014	mg/kg		8260B	10/05/09	5
1,4-Dioxane	U	0.16	1.4	mg/kg		8260B	10/05/09	5
Methyl Acetate	U	0.033	0.28	mg/kg		8260B	10/05/09	5
Methyl Cyclohexane	U	0.0016	0.014	mg/kg		8260B	10/05/09	5
Surrogate Recovery								
Toluene-d8	101.			% Rec.		8260B	10/05/09	5
Dibromofluoromethane	102.			% Rec.		8260B	10/05/09	5
4-Bromofluorobenzene	105.			% Rec.		8260B	10/05/09	5
Diesel Range Organics (DRO)	37.	1.3	11.	mg/kg		NWTPHDX	10/03/09	1
Residual Range Organics (RRO)	91.	3.3	28.	mg/kg		NWTPHDX	10/03/09	1
Surrogate Recovery								
o-Terphenyl	101.			% Rec.		NWTPHDX	10/03/09	1
Polynuclear Aromatic Hydrocarbons								
Anthracene	0.037	0.0013	0.017	mg/kg		8270C-SI	10/04/09	1
Acenaphthene	0.18	0.0013	0.017	mg/kg		8270C-SI	10/04/09	1
Acenaphthylene	0.071	0.0011	0.017	mg/kg		8270C-SI	10/04/09	1
Benzo(a)anthracene	0.024	0.00096	0.017	mg/kg		8270C-SI	10/04/09	1
Benzo(a)pyrene	0.023	0.00083	0.017	mg/kg		8270C-SI	10/04/09	1
Benzo(b)fluoranthene	0.051	0.0014	0.017	mg/kg		8270C-SI	10/04/09	1
Benzo(g,h,i)perylene	0.037	0.00098	0.017	mg/kg		8270C-SI	10/04/09	1
Benzo(k)fluoranthene	0.0091	0.0012	0.017	mg/kg	J	8270C-SI	10/04/09	1
Chrysene	0.027	0.00087	0.017	mg/kg		8270C-SI	10/04/09	1
Dibenz(a,h)anthracene	0.011	0.00089	0.017	mg/kg	J	8270C-SI	10/04/09	1
Fluoranthene	0.11	0.00081	0.017	mg/kg		8270C-SI	10/04/09	1
Fluorene	0.043	0.0010	0.017	mg/kg		8270C-SI	10/04/09	1
Indeno(1,2,3-cd)pyrene	0.028	0.00088	0.017	mg/kg		8270C-SI	10/04/09	1
Naphthalene	0.37	0.0014	0.017	mg/kg		8270C-SI	10/04/09	1
Phenanthrene	0.14	0.00098	0.017	mg/kg		8270C-SI	10/04/09	1
Pyrene	0.091	0.00096	0.017	mg/kg		8270C-SI	10/04/09	1
1-Methylnaphthalene	0.068	0.0015	0.017	mg/kg		8270C-SI	10/04/09	1
2-Methylnaphthalene	0.15	0.0020	0.017	mg/kg		8270C-SI	10/04/09	1
2-Chloronaphthalene	0.0034	0.0010	0.017	mg/kg	J	8270C-SI	10/04/09	1
Surrogate Recovery								
Nitrobenzene-d5	51.8			% Rec.		8270C-SI	10/04/09	1

Results listed are dry weight basis.

U = ND (Not Detected)

MDL = Minimum Detection Limit = LOD

RDL = Reported Detection Limit = LOQ = PQL = EQL

Note:

This report shall not be reproduced, except in full, without the written approval from ESC.

The reported analytical results relate only to the sample submitted

Reported: 10/08/09 08:48 Printed: 10/08/09 11:46



**ENVIRONMENTAL
SCIENCE CORP.**

12065 Lebanon Rd.
Mt. Juliet, TN 37122
(615) 758-5858
1-800-767-5859
Fax (615) 758-5859

Tax I.D. 62-0814289

Est. 1970

REPORT OF ANALYSIS

Chris Kramer
SLR International Corp. - West Linn
1800 Blankenship Road, Suite 440
West Linn, OR 97068

October 08, 2009

Date Received : September 26, 2009
Description : Nord Door Project - Everett, WA
Sample ID : HA-322-2 1.5 FT
Collected By : Chris Kramer
Collection Date : 09/23/09 10:15

ESC Sample # : L424762-04

Site ID : EVERETT, WA

Project # : 008.0288.00037

Parameter	Dry Result	MDL	RDL	Units	Q	Method	Date	Dil.
2-Fluorobiphenyl	55.1			% Rec.		8270C-SI	10/04/09	1
p-Terphenyl-d14	63.6			% Rec.		8270C-SI	10/04/09	1
Base/Neutral Extractables								
Acenaphthylene	0.12	0.0087	0.094	mg/kg		8270C	10/06/09	1
Acetophenone	0.068	0.0065	0.95	mg/kg	J	8270C	10/06/09	1
Atrazine	U	0.010	0.95	mg/kg		8270C	10/06/09	1
Benzaldehyde	U	0.051	0.95	mg/kg		8270C	10/06/09	1
Biphenyl	U	0.0079	0.95	mg/kg		8270C	10/06/09	1
Bis(2-chlorethoxy)methane	U	0.0077	0.95	mg/kg		8270C	10/06/09	1
Bis(2-chloroethyl)ether	U	0.012	0.95	mg/kg		8270C	10/06/09	1
Bis(2-chloroisopropyl)ether	U	0.0087	0.95	mg/kg		8270C	10/06/09	1
4-Bromophenyl-phenylether	U	0.0092	0.95	mg/kg	J4	8270C	10/06/09	1
2-Chloronaphthalene	U	0.0072	0.094	mg/kg		8270C	10/06/09	1
4-Chlorophenyl-phenylether	U	0.0069	0.95	mg/kg		8270C	10/06/09	1
3,3-Dichlorobenzidine	U	0.038	0.95	mg/kg		8270C	10/06/09	1
2,4-Dinitrotoluene	U	0.010	0.95	mg/kg		8270C	10/06/09	1
2,6-Dinitrotoluene	U	0.0088	0.95	mg/kg		8270C	10/06/09	1
Hexachlorobenzene	U	0.0083	0.95	mg/kg		8270C	10/06/09	1
Hexachloro-1,3-butadiene	U	0.0076	0.95	mg/kg		8270C	10/06/09	1
Hexachlorocyclopentadiene	U	0.037	0.95	mg/kg		8270C	10/06/09	1
Hexachloroethane	U	0.0074	0.95	mg/kg		8270C	10/06/09	1
Isophorone	U	0.0060	0.95	mg/kg		8270C	10/06/09	1
2-Methylnaphthalene	0.12	0.0067	0.094	mg/kg		8270C	10/06/09	1
2-Methylphenol	U	0.0076	0.95	mg/kg		8270C	10/06/09	1
3&4-Methyl Phenol	0.080	0.014	0.95	mg/kg	J	8270C	10/06/09	1
2-Nitroaniline	U	0.0076	0.95	mg/kg		8270C	10/06/09	1
3-Nitroaniline	U	0.057	0.95	mg/kg		8270C	10/06/09	1
4-Nitroaniline	U	0.012	0.95	mg/kg		8270C	10/06/09	1
Nitrobenzene	U	0.0074	0.95	mg/kg		8270C	10/06/09	1
n-Nitrosodiphenylamine	U	0.0087	0.95	mg/kg		8270C	10/06/09	1
n-Nitrosodi-n-propylamine	U	0.0087	0.95	mg/kg		8270C	10/06/09	1
Benzylbutyl phthalate	U	0.023	0.95	mg/kg		8270C	10/06/09	1
Caprolactam	U	0.021	0.95	mg/kg		8270C	10/06/09	1
Carbazole	0.077	0.0086	0.95	mg/kg	J	8270C	10/06/09	1
Bis(2-ethylhexyl)phthalate	U	0.072	0.95	mg/kg		8270C	10/06/09	1
4-Chloroaniline	U	0.051	0.95	mg/kg		8270C	10/06/09	1
Di-n-butyl phthalate	U	0.018	0.95	mg/kg		8270C	10/06/09	1
Dibenzofuran	0.13	0.0078	0.95	mg/kg	J	8270C	10/06/09	1
Diethyl phthalate	U	0.0068	0.95	mg/kg		8270C	10/06/09	1
Dimethyl phthalate	U	0.0068	0.95	mg/kg		8270C	10/06/09	1
Di-n-octyl phthalate	U	0.023	0.95	mg/kg		8270C	10/06/09	1
Acid Extractables								

Results listed are dry weight basis.

U = ND (Not Detected)

MDL = Minimum Detection Limit = LOD

RDL = Reported Detection Limit = LOQ = PQL = EQL

Note:

This report shall not be reproduced, except in full, without the written approval from ESC.

The reported analytical results relate only to the sample submitted

Reported: 10/08/09 08:48 Printed: 10/08/09 11:46



**ENVIRONMENTAL
SCIENCE CORP.**

12065 Lebanon Rd.
Mt. Juliet, TN 37122
(615) 758-5858
1-800-767-5859
Fax (615) 758-5859

Tax I.D. 62-0814289

Est. 1970

REPORT OF ANALYSIS

Chris Kramer
SLR International Corp. - West Linn
1800 Blankenship Road, Suite 440
West Linn, OR 97068

October 08, 2009

Date Received : September 26, 2009
Description : Nord Door Project - Everett, WA
Sample ID : HA-322-2 1.5 FT
Collected By : Chris Kramer
Collection Date : 09/23/09 10:15

ESC Sample # : L424762-04

Site ID : EVERETT, WA

Project # : 008.0288.00037

Parameter	Dry Result	MDL	RDL	Units	Q	Method	Date	Dil.
4-Chloro-3-methylphenol	U	0.0092	0.95	mg/kg		8270C	10/06/09	1
2-Chlorophenol	U	0.0064	0.95	mg/kg		8270C	10/06/09	1
2,4-Dichlorophenol	U	0.0074	0.95	mg/kg		8270C	10/06/09	1
2,4-Dimethylphenol	U	0.062	0.95	mg/kg	J4	8270C	10/06/09	1
4,6-Dinitro-2-methylphenol	U	0.065	0.95	mg/kg		8270C	10/06/09	1
2,4-Dinitrophenol	U	0.069	0.95	mg/kg		8270C	10/06/09	1
2-Nitrophenol	U	0.012	0.95	mg/kg		8270C	10/06/09	1
4-Nitrophenol	U	0.064	0.95	mg/kg		8270C	10/06/09	1
Pentachlorophenol	U	0.048	0.95	mg/kg		8270C	10/06/09	1
Phenol	0.066	0.0063	0.95	mg/kg	J	8270C	10/06/09	1
1,2,4,5-Tetrachlorobenzene	U	0.010	0.95	mg/kg		8270C	10/06/09	1
2,4,5-Trichlorophenol	0.074	0.0091	0.95	mg/kg	J	8270C	10/06/09	1
2,4,6-Trichlorophenol	U	0.0089	0.95	mg/kg		8270C	10/06/09	1
Benzo(a)anthracene	0.16	0.0093	0.094	mg/kg		8270C	10/06/09	1
Benzo(a)pyrene	0.25	0.0085	0.094	mg/kg		8270C	10/06/09	1
Benzo(b)fluoranthene	0.25	0.0098	0.094	mg/kg		8270C	10/06/09	1
Benzo(k)fluoranthene	0.088	0.0089	0.094	mg/kg	J	8270C	10/06/09	1
Chrysene	0.18	0.013	0.094	mg/kg		8270C	10/06/09	1
Dibenz(a,h)anthracene	U	0.0068	0.094	mg/kg		8270C	10/06/09	1
Indeno(1,2,3-cd)pyrene	0.11	0.0073	0.094	mg/kg		8270C	10/06/09	1
Acenaphthene	0.46	0.024	0.094	mg/kg		8270C	10/06/09	1
Anthracene	0.12	0.0074	0.094	mg/kg		8270C	10/06/09	1
Benzo(g,h,i)perylene	0.15	0.0090	0.094	mg/kg		8270C	10/06/09	1
Fluoranthene	0.54	0.011	0.094	mg/kg		8270C	10/06/09	1
Fluorene	0.086	0.0078	0.094	mg/kg	J	8270C	10/06/09	1
Naphthalene	0.66	0.0072	0.094	mg/kg		8270C	10/06/09	1
Phenanthrene	0.48	0.0085	0.094	mg/kg		8270C	10/06/09	1
Pyrene	0.63	0.010	0.094	mg/kg		8270C	10/06/09	1
Surrogate Recovery								
Nitrobenzene-d5	66.3			% Rec.		8270C	10/06/09	1
2-Fluorobiphenyl	78.1			% Rec.		8270C	10/06/09	1
p-Terphenyl-d14	105.			% Rec.		8270C	10/06/09	1
Phenol-d5	68.5			% Rec.		8270C	10/06/09	1
2-Fluorophenol	65.8			% Rec.		8270C	10/06/09	1
2,4,6-Tribromophenol	85.6			% Rec.		8270C	10/06/09	1

Results listed are dry weight basis.

U = ND (Not Detected)

MDL = Minimum Detection Limit = LOD

RDL = Reported Detection Limit = LOQ = PQL = EQL

Note:

This report shall not be reproduced, except in full, without the written approval from ESC.

The reported analytical results relate only to the sample submitted

Reported: 10/08/09 08:48 Printed: 10/08/09 11:46



**ENVIRONMENTAL
SCIENCE CORP.**

12065 Lebanon Rd.
Mt. Juliet, TN 37122
(615) 758-5858
1-800-767-5859
Fax (615) 758-5859

Tax I.D. 62-0814289

Est. 1970

REPORT OF ANALYSIS

Chris Kramer
SLR International Corp. - West Linn
1800 Blankenship Road, Suite 440
West Linn, OR 97068

October 08, 2009

Date Received : September 26, 2009
Description : Nord Door Project - Everett, WA
Sample ID : HA-323 1 FT
Collected By : Chris Kramer
Collection Date : 09/23/09 11:55

ESC Sample # : L424762-05

Site ID : EVERETT, WA

Project # : 008.0288.00037

Parameter	Dry Result	MDL	RDL	Units	Q	Method	Date	Dil.
Total Solids	44.7			%		2540G	09/28/09	1
Diesel Range Organics (DRO)	7.2	1.3	8.9	mg/kg	J	NWTPHDX	10/03/09	1
Residual Range Organics (RRO)	31.	3.3	22.	mg/kg		NWTPHDX	10/03/09	1
Surrogate Recovery								
o-Terphenyl	106.			% Rec.		NWTPHDX	10/03/09	1
Polynuclear Aromatic Hydrocarbons								
Anthracene	0.016	0.0013	0.013	mg/kg		8270C-SI	10/04/09	1
Acenaphthene	0.029	0.0013	0.013	mg/kg		8270C-SI	10/04/09	1
Acenaphthylene	0.0083	0.0011	0.013	mg/kg	J	8270C-SI	10/04/09	1
Benzo(a)anthracene	0.094	0.00096	0.013	mg/kg		8270C-SI	10/04/09	1
Benzo(a)pyrene	0.12	0.00083	0.013	mg/kg		8270C-SI	10/04/09	1
Benzo(b)fluoranthene	0.16	0.0014	0.013	mg/kg		8270C-SI	10/04/09	1
Benzo(g,h,i)perylene	0.10	0.00098	0.013	mg/kg		8270C-SI	10/04/09	1
Benzo(k)fluoranthene	0.036	0.0012	0.013	mg/kg		8270C-SI	10/04/09	1
Chrysene	0.087	0.00087	0.013	mg/kg		8270C-SI	10/04/09	1
Dibenz(a,h)anthracene	0.031	0.00089	0.013	mg/kg		8270C-SI	10/04/09	1
Fluoranthene	0.14	0.00081	0.013	mg/kg		8270C-SI	10/04/09	1
Fluorene	0.0085	0.0010	0.013	mg/kg	J	8270C-SI	10/04/09	1
Indeno(1,2,3-cd)pyrene	0.087	0.00088	0.013	mg/kg		8270C-SI	10/04/09	1
Naphthalene	0.067	0.0014	0.013	mg/kg		8270C-SI	10/04/09	1
Phenanthrene	0.083	0.00098	0.013	mg/kg		8270C-SI	10/04/09	1
Pyrene	0.13	0.00096	0.013	mg/kg		8270C-SI	10/04/09	1
1-Methylnaphthalene	0.0069	0.0015	0.013	mg/kg	J	8270C-SI	10/04/09	1
2-Methylnaphthalene	0.016	0.0020	0.013	mg/kg		8270C-SI	10/04/09	1
2-Chloronaphthalene	U	0.0010	0.013	mg/kg		8270C-SI	10/04/09	1
Surrogate Recovery								
Nitrobenzene-d5	59.8			% Rec.		8270C-SI	10/04/09	1
2-Fluorobiphenyl	68.7			% Rec.		8270C-SI	10/04/09	1
p-Terphenyl-d14	71.9			% Rec.		8270C-SI	10/04/09	1
Base/Neutral Extractables								
Acenaphthylene	U	0.0087	0.074	mg/kg		8270C	10/06/09	1
Acetophenone	U	0.0065	0.74	mg/kg		8270C	10/06/09	1
Atrazine	U	0.010	0.74	mg/kg		8270C	10/06/09	1
Benzaldehyde	U	0.051	0.74	mg/kg		8270C	10/06/09	1
Biphenyl	U	0.0079	0.74	mg/kg		8270C	10/06/09	1
Bis(2-chloroethoxy)methane	U	0.0077	0.74	mg/kg		8270C	10/06/09	1
Bis(2-chloroethyl)ether	U	0.012	0.74	mg/kg		8270C	10/06/09	1
Bis(2-chloroisopropyl)ether	U	0.0087	0.74	mg/kg		8270C	10/06/09	1
4-Bromophenyl-phenylether	U	0.0092	0.74	mg/kg	J4	8270C	10/06/09	1
2-Chloronaphthalene	U	0.0072	0.074	mg/kg		8270C	10/06/09	1

Results listed are dry weight basis.

U = ND (Not Detected)

MDL = Minimum Detection Limit = LOD

RDL = Reported Detection Limit = LOQ = PQL = EQL

Note:

This report shall not be reproduced, except in full, without the written approval from ESC.

The reported analytical results relate only to the sample submitted

Reported: 10/08/09 08:48 Printed: 10/08/09 11:46



**ENVIRONMENTAL
SCIENCE CORP.**

12065 Lebanon Rd.
Mt. Juliet, TN 37122
(615) 758-5858
1-800-767-5859
Fax (615) 758-5859

Tax I.D. 62-0814289

Est. 1970

REPORT OF ANALYSIS

Chris Kramer
SLR International Corp. - West Linn
1800 Blankenship Road, Suite 440
West Linn, OR 97068

October 08, 2009

Date Received : September 26, 2009
Description : Nord Door Project - Everett, WA
Sample ID : HA-323 1 FT
Collected By : Chris Kramer
Collection Date : 09/23/09 11:55

ESC Sample # : L424762-05

Site ID : EVERETT, WA

Project # : 008.0288.00037

Parameter	Dry Result	MDL	RDL	Units	Q	Method	Date	Dil.
4-Chlorophenyl-phenylether	U	0.0069	0.74	mg/kg		8270C	10/06/09	1
3,3-Dichlorobenzidine	U	0.038	0.74	mg/kg		8270C	10/06/09	1
2,4-Dinitrotoluene	U	0.010	0.74	mg/kg		8270C	10/06/09	1
2,6-Dinitrotoluene	U	0.0088	0.74	mg/kg		8270C	10/06/09	1
Hexachlorobenzene	U	0.0083	0.74	mg/kg		8270C	10/06/09	1
Hexachloro-1,3-butadiene	U	0.0076	0.74	mg/kg		8270C	10/06/09	1
Hexachlorocyclopentadiene	U	0.037	0.74	mg/kg		8270C	10/06/09	1
Hexachloroethane	U	0.0074	0.74	mg/kg		8270C	10/06/09	1
Isophorone	U	0.0060	0.74	mg/kg		8270C	10/06/09	1
2-Methylnaphthalene	U	0.0067	0.074	mg/kg		8270C	10/06/09	1
2-Methylphenol	U	0.0076	0.74	mg/kg		8270C	10/06/09	1
3&4-Methyl Phenol	U	0.014	0.74	mg/kg		8270C	10/06/09	1
2-Nitroaniline	U	0.0076	0.74	mg/kg		8270C	10/06/09	1
3-Nitroaniline	U	0.057	0.74	mg/kg		8270C	10/06/09	1
4-Nitroaniline	U	0.012	0.74	mg/kg		8270C	10/06/09	1
Nitrobenzene	U	0.0074	0.74	mg/kg		8270C	10/06/09	1
n-Nitrosodiphenylamine	U	0.0087	0.74	mg/kg		8270C	10/06/09	1
n-Nitrosodi-n-propylamine	U	0.0087	0.74	mg/kg		8270C	10/06/09	1
Benzylbutyl phthalate	U	0.023	0.74	mg/kg		8270C	10/06/09	1
Caprolactam	U	0.021	0.74	mg/kg		8270C	10/06/09	1
Carbazole	U	0.0086	0.74	mg/kg		8270C	10/06/09	1
Bis(2-ethylhexyl)phthalate	U	0.072	0.74	mg/kg		8270C	10/06/09	1
4-Chloroaniline	U	0.051	0.74	mg/kg		8270C	10/06/09	1
Di-n-butyl phthalate	U	0.018	0.74	mg/kg		8270C	10/06/09	1
Dibenzofuran	U	0.0078	0.74	mg/kg		8270C	10/06/09	1
Diethyl phthalate	U	0.0068	0.74	mg/kg		8270C	10/06/09	1
Dimethyl phthalate	U	0.0068	0.74	mg/kg		8270C	10/06/09	1
Di-n-octyl phthalate	U	0.023	0.74	mg/kg		8270C	10/06/09	1
Acid Extractables								
4-Chloro-3-methylphenol	U	0.0092	0.74	mg/kg		8270C	10/06/09	1
2-Chlorophenol	U	0.0064	0.74	mg/kg		8270C	10/06/09	1
2,4-Dichlorophenol	U	0.0074	0.74	mg/kg		8270C	10/06/09	1
2,4-Dimethylphenol	U	0.062	0.74	mg/kg	J4	8270C	10/06/09	1
4,6-Dinitro-2-methylphenol	U	0.065	0.74	mg/kg		8270C	10/06/09	1
2,4-Dinitrophenol	U	0.069	0.74	mg/kg		8270C	10/06/09	1
2-Nitrophenol	U	0.012	0.74	mg/kg		8270C	10/06/09	1
4-Nitrophenol	U	0.064	0.74	mg/kg		8270C	10/06/09	1
Pentachlorophenol	U	0.048	0.74	mg/kg		8270C	10/06/09	1
Phenol	U	0.0063	0.74	mg/kg		8270C	10/06/09	1
1,2,4,5-Tetrachlorobenzene	U	0.010	0.74	mg/kg		8270C	10/06/09	1
2,4,5-Trichlorophenol	U	0.0091	0.74	mg/kg		8270C	10/06/09	1
2,4,6-Trichlorophenol	U	0.0089	0.74	mg/kg		8270C	10/06/09	1
Benzo(a)anthracene	0.025	0.0093	0.074	mg/kg	J	8270C	10/06/09	1

Results listed are dry weight basis.

U = ND (Not Detected)

MDL = Minimum Detection Limit = LOD

RDL = Reported Detection Limit = LOQ = PQL = EQL

Note:

This report shall not be reproduced, except in full, without the written approval from ESC.

The reported analytical results relate only to the sample submitted

Reported: 10/08/09 08:48 Printed: 10/08/09 11:46



**ENVIRONMENTAL
SCIENCE CORP.**

12065 Lebanon Rd.
Mt. Juliet, TN 37122
(615) 758-5858
1-800-767-5859
Fax (615) 758-5859

Tax I.D. 62-0814289

Est. 1970

REPORT OF ANALYSIS

Chris Kramer
SLR International Corp. - West Linn
1800 Blankenship Road, Suite 440
West Linn, OR 97068

October 08, 2009

Date Received : September 26, 2009
Description : Nord Door Project - Everett, WA
Sample ID : HA-323 1 FT
Collected By : Chris Kramer
Collection Date : 09/23/09 11:55

ESC Sample # : L424762-05

Site ID : EVERETT, WA

Project # : 008.0288.00037

Parameter	Dry Result	MDL	RDL	Units	Q	Method	Date	Dil.
Benzo(a)pyrene	0.027	0.0085	0.074	mg/kg	J	8270C	10/06/09	1
Benzo(b)fluoranthene	0.029	0.0098	0.074	mg/kg	J	8270C	10/06/09	1
Benzo(k)fluoranthene	U	0.0089	0.074	mg/kg		8270C	10/06/09	1
Chrysene	0.034	0.013	0.074	mg/kg	J	8270C	10/06/09	1
Dibenz(a,h)anthracene	U	0.0068	0.074	mg/kg		8270C	10/06/09	1
Indeno(1,2,3-cd)pyrene	U	0.0073	0.074	mg/kg		8270C	10/06/09	1
Acenaphthene	U	0.024	0.074	mg/kg		8270C	10/06/09	1
Anthracene	U	0.0074	0.074	mg/kg		8270C	10/06/09	1
Benzo(g,h,i)perylene	U	0.0090	0.074	mg/kg		8270C	10/06/09	1
Fluoranthene	0.031	0.011	0.074	mg/kg	J	8270C	10/06/09	1
Fluorene	U	0.0078	0.074	mg/kg		8270C	10/06/09	1
Naphthalene	U	0.0072	0.074	mg/kg		8270C	10/06/09	1
Phenanthrene	U	0.0085	0.074	mg/kg		8270C	10/06/09	1
Pyrene	0.034	0.010	0.074	mg/kg	J	8270C	10/06/09	1
Surrogate Recovery								
Nitrobenzene-d5	67.6			% Rec.		8270C	10/06/09	1
2-Fluorobiphenyl	84.3			% Rec.		8270C	10/06/09	1
p-Terphenyl-d14	112.			% Rec.		8270C	10/06/09	1
Phenol-d5	78.0			% Rec.		8270C	10/06/09	1
2-Fluorophenol	69.9			% Rec.		8270C	10/06/09	1
2,4,6-Tribromophenol	94.4			% Rec.		8270C	10/06/09	1

Results listed are dry weight basis.

U = ND (Not Detected)

MDL = Minimum Detection Limit = LOD

RDL = Reported Detection Limit = LOQ = PQL = EQL

Note:

This report shall not be reproduced, except in full, without the written approval from ESC.

The reported analytical results relate only to the sample submitted

Reported: 10/08/09 08:48 Printed: 10/08/09 11:46



**ENVIRONMENTAL
SCIENCE CORP.**

12065 Lebanon Rd.
Mt. Juliet, TN 37122
(615) 758-5858
1-800-767-5859
Fax (615) 758-5859

Tax I.D. 62-0814289

Est. 1970

REPORT OF ANALYSIS

Chris Kramer
SLR International Corp. - West Linn
1800 Blankenship Road, Suite 440
West Linn, OR 97068

October 08, 2009

Date Received : September 26, 2009
Description : Nord Door Project - Everett, WA
Sample ID : HA-325-GW
Collected By : Chris Kramer
Collection Date : 09/24/09 10:30

ESC Sample # : L424762-06

Site ID : EVERETT, WA

Project # : 008.0288.00037

Parameter	Result	MDL	RDL	Units	Q	Method	Date	Dil.
Diesel Range Organics (DRO)	69.	33.	100	ug/l	J	NWTPHDX	10/01/09	1
Residual Range Organics (RRO)	U	82.	250	ug/l		NWTPHDX	10/01/09	1
Surrogate Recovery								
o-Terphenyl	117.			% Rec.		NWTPHDX	10/01/09	1
Polynuclear Aromatic Hydrocarbons								
Anthracene	0.028	0.012	0.050	ug/l	J	8270C-S	10/05/09	1
Acenaphthene	0.63	0.013	0.050	ug/l		8270C-S	10/05/09	1
Acenaphthylene	U	0.017	0.050	ug/l		8270C-S	10/05/09	1
Benzo(a)anthracene	0.070	0.023	0.050	ug/l		8270C-S	10/05/09	1
Benzo(a)pyrene	0.070	0.013	0.050	ug/l		8270C-S	10/05/09	1
Benzo(b)fluoranthene	0.084	0.024	0.050	ug/l		8270C-S	10/05/09	1
Benzo(g,h,i)perylene	0.068	0.018	0.050	ug/l		8270C-S	10/05/09	1
Benzo(k)fluoranthene	0.034	0.020	0.050	ug/l	J	8270C-S	10/05/09	1
Chrysene	0.071	0.018	0.050	ug/l		8270C-S	10/05/09	1
Dibenz(a,h)anthracene	U	0.013	0.050	ug/l		8270C-S	10/05/09	1
Fluoranthene	0.12	0.020	0.050	ug/l		8270C-S	10/05/09	1
Fluorene	0.031	0.012	0.050	ug/l	J	8270C-S	10/05/09	1
Indeno(1,2,3-cd)pyrene	0.052	0.015	0.050	ug/l		8270C-S	10/05/09	1
Naphthalene	0.063	0.023	0.25	ug/l	J	8270C-S	10/05/09	1
Phenanthrene	0.071	0.018	0.050	ug/l		8270C-S	10/05/09	1
Pyrene	0.13	0.022	0.050	ug/l		8270C-S	10/05/09	1
1-Methylnaphthalene	0.024	0.014	0.25	ug/l	J	8270C-S	10/05/09	1
2-Methylnaphthalene	0.026	0.014	0.25	ug/l	J	8270C-S	10/05/09	1
2-Chloronaphthalene	0.073	0.014	0.25	ug/l	J	8270C-S	10/05/09	1
Surrogate Recovery								
Nitrobenzene-d5	13.2			% Rec.		8270C-S	10/05/09	1
2-Fluorobiphenyl	68.4			% Rec.		8270C-S	10/05/09	1
p-Terphenyl-d14	69.5			% Rec.		8270C-S	10/05/09	1
Base/Neutral Extractables								
Acenaphthylene	U	0.33	1.0	ug/l		8270C	10/02/09	1
Acetophenone	U	16.	50.	ug/l		8270C	10/02/09	1
Atrazine	U	3.3	10.	ug/l		8270C	10/02/09	1
Benzaldehyde	U	3.3	10.	ug/l		8270C	10/02/09	1
Biphenyl	U	3.3	10.	ug/l		8270C	10/02/09	1
Bis(2-chlorethoxy)methane	U	3.3	10.	ug/l		8270C	10/02/09	1
Bis(2-chloroethyl)ether	U	3.3	10.	ug/l		8270C	10/02/09	1
Bis(2-chloroisopropyl)ether	U	3.3	10.	ug/l		8270C	10/02/09	1
4-Bromophenyl-phenylether	U	3.3	10.	ug/l		8270C	10/02/09	1
2-Chloronaphthalene	U	3.3	10.	ug/l		8270C	10/02/09	1
4-Chlorophenyl-phenylether	U	3.3	10.	ug/l		8270C	10/02/09	1
3,3-Dichlorobenzidine	U	3.3	10.	ug/l		8270C	10/02/09	1

U = ND (Not Detected)

RDL = Reported Detection Limit = LOQ = PQL = EQL

MDL = Minimum Detection Limit = LOD = SQL(TRRP)

Note:

The reported analytical results relate only to the sample submitted.

This report shall not be reproduced, except in full, without the written approval from ESC.

Reported: 10/08/09 08:48 Printed: 10/08/09 11:46



**ENVIRONMENTAL
SCIENCE CORP.**

12065 Lebanon Rd.
Mt. Juliet, TN 37122
(615) 758-5858
1-800-767-5859
Fax (615) 758-5859

Tax I.D. 62-0814289

Est. 1970

REPORT OF ANALYSIS

Chris Kramer
SLR International Corp. - West Linn
1800 Blankenship Road, Suite 440
West Linn, OR 97068

October 08, 2009

Date Received : September 26, 2009
Description : Nord Door Project - Everett, WA
Sample ID : HA-325-GW
Collected By : Chris Kramer
Collection Date : 09/24/09 10:30

ESC Sample # : L424762-06

Site ID : EVERETT, WA

Project # : 008.0288.00037

Parameter	Result	MDL	RDL	Units	Q	Method	Date	Dil.
2,4-Dinitrotoluene	U	3.3	10.	ug/l		8270C	10/02/09	1
2,6-Dinitrotoluene	U	3.3	10.	ug/l		8270C	10/02/09	1
Hexachlorobenzene	U	3.3	10.	ug/l		8270C	10/02/09	1
Hexachloro-1,3-butadiene	U	3.3	10.	ug/l		8270C	10/02/09	1
Hexachlorocyclopentadiene	U	3.3	10.	ug/l		8270C	10/02/09	1
Hexachloroethane	U	3.3	10.	ug/l		8270C	10/02/09	1
Isophorone	U	3.3	10.	ug/l		8270C	10/02/09	1
2-Methylnaphthalene	U	3.3	10.	ug/l		8270C	10/02/09	1
2-Methylphenol	U	1.3	10.	ug/l		8270C	10/02/09	1
3&4-methyl phenol	U	1.1	10.	ug/l		8270C	10/02/09	1
2-Nitroaniline	U	1.5	10.	ug/l		8270C	10/02/09	1
3-Nitroaniline	U	1.2	10.	ug/l		8270C	10/02/09	1
4-Nitroaniline	U	1.6	10.	ug/l		8270C	10/02/09	1
Nitrobenzene	U	3.3	10.	ug/l		8270C	10/02/09	1
n-Nitrosodiphenylamine	U	3.3	10.	ug/l		8270C	10/02/09	1
n-Nitrosodi-n-propylamine	U	3.3	10.	ug/l		8270C	10/02/09	1
Benzylbutyl phthalate	U	3.3	10.	ug/l	J3J4	8270C	10/02/09	1
Caprolactam	U	3.3	10.	ug/l		8270C	10/02/09	1
Carbazole	U	0.95	10.	ug/l		8270C	10/02/09	1
Bis(2-ethylhexyl)phthalate	U	2.0	6.0	ug/l		8270C	10/02/09	1
4-Chloroaniline	U	2.6	10.	ug/l		8270C	10/02/09	1
Di-n-butyl phthalate	U	3.3	10.	ug/l	J3J4	8270C	10/02/09	1
Dibenzofuran	U	1.5	10.	ug/l		8270C	10/02/09	1
Diethyl phthalate	U	3.3	10.	ug/l	J4J3	8270C	10/02/09	1
Dimethyl phthalate	U	3.3	10.	ug/l	J4J3	8270C	10/02/09	1
Di-n-octyl phthalate	U	3.3	10.	ug/l		8270C	10/02/09	1
Acid Extractables								
4-Chloro-3-methylphenol	U	1.8	10.	ug/l		8270C	10/02/09	1
2-Chlorophenol	U	1.3	10.	ug/l		8270C	10/02/09	1
2,4-Dichlorophenol	U	2.0	10.	ug/l		8270C	10/02/09	1
2,4-Dimethylphenol	U	2.1	10.	ug/l		8270C	10/02/09	1
4,6-Dinitro-2-methylphenol	U	2.2	10.	ug/l		8270C	10/02/09	1
2,4-Dinitrophenol	U	1.2	10.	ug/l		8270C	10/02/09	1
2-Nitrophenol	U	2.1	10.	ug/l		8270C	10/02/09	1
4-Nitrophenol	U	0.76	10.	ug/l		8270C	10/02/09	1
Phenol	U	0.59	10.	ug/l		8270C	10/02/09	1
Pentachlorophenol	U	0.33	1.0	ug/l		8270C	10/02/09	1
1,2,4,5-Tetrachlorobenzene	U	16.	50.	ug/l		8270C	10/02/09	1
2,4,5-Trichlorophenol	U	1.7	50.	ug/l		8270C	10/02/09	1
2,4,6-Trichlorophenol	U	2.0	10.	ug/l		8270C	10/02/09	1
Benzo(a)anthracene	U	0.33	1.0	ug/l		8270C	10/02/09	1
Benzo(a)pyrene	U	0.33	1.0	ug/l		8270C	10/02/09	1
Benzo(b)fluoranthene	U	0.33	1.0	ug/l		8270C	10/02/09	1

U = ND (Not Detected)
RDL = Reported Detection Limit = LOQ = PQL = EQL
MDL = Minimum Detection Limit = LOD = SQL(TRRP)
Note:

The reported analytical results relate only to the sample submitted.
This report shall not be reproduced, except in full, without the written approval from ESC.

Reported: 10/08/09 08:48 Printed: 10/08/09 11:46



**ENVIRONMENTAL
SCIENCE CORP.**

12065 Lebanon Rd.
Mt. Juliet, TN 37122
(615) 758-5858
1-800-767-5859
Fax (615) 758-5859

Tax I.D. 62-0814289

Est. 1970

REPORT OF ANALYSIS

Chris Kramer
SLR International Corp. - West Linn
1800 Blankenship Road, Suite 440
West Linn, OR 97068

October 08, 2009

Date Received : September 26, 2009
Description : Nord Door Project - Everett, WA
Sample ID : HA-325-GW
Collected By : Chris Kramer
Collection Date : 09/24/09 10:30

ESC Sample # : L424762-06
Site ID : EVERETT, WA
Project # : 008.0288.00037

Parameter	Result	MDL	RDL	Units	Q	Method	Date	Dil.
Benzo(k)fluoranthene	U	0.33	1.0	ug/l		8270C	10/02/09	1
Chrysene	U	0.33	1.0	ug/l		8270C	10/02/09	1
Dibenz(a,h)anthracene	U	0.33	1.0	ug/l		8270C	10/02/09	1
Indeno(1,2,3-cd)pyrene	U	0.33	1.0	ug/l		8270C	10/02/09	1
Acenaphthene	0.89	0.33	1.0	ug/l	J	8270C	10/02/09	1
Anthracene	U	0.33	1.0	ug/l		8270C	10/02/09	1
Benzo(g,h,i)perylene	U	0.33	1.0	ug/l		8270C	10/02/09	1
Fluoranthene	U	0.33	1.0	ug/l		8270C	10/02/09	1
Fluorene	U	0.33	1.0	ug/l		8270C	10/02/09	1
Naphthalene	U	1.6	5.0	ug/l		8270C	10/02/09	1
Phenanthrene	U	0.33	1.0	ug/l		8270C	10/02/09	1
Pyrene	U	0.33	1.0	ug/l		8270C	10/02/09	1
Surrogate Recovery								
2-Fluorophenol	35.5			% Rec.		8270C	10/02/09	1
Phenol-d5	22.2			% Rec.		8270C	10/02/09	1
Nitrobenzene-d5	63.3			% Rec.		8270C	10/02/09	1
2-Fluorobiphenyl	73.7			% Rec.		8270C	10/02/09	1
2,4,6-Tribromophenol	80.4			% Rec.		8270C	10/02/09	1
p-Terphenyl-d14	83.8			% Rec.		8270C	10/02/09	1

U = ND (Not Detected)

RDL = Reported Detection Limit = LOQ = PQL = EQL

MDL = Minimum Detection Limit = LOD = SQL(TRRP)

Note:

The reported analytical results relate only to the sample submitted.

This report shall not be reproduced, except in full, without the written approval from ESC.

Reported: 10/08/09 08:48 Printed: 10/08/09 11:46

Attachment A
List of Analytes with QC Qualifiers

Sample Number	Work Group	Sample Type	Analyte	Run ID	Qualifier	
L424762-01	WG443880	SAMP	4-Bromophenyl-phenylether	R934648	L1	
	WG443880	SAMP	Carbazole	R934648	J	
	WG443880	SAMP	2,4-Dimethylphenol	R934648	J4	
	WG443880	SAMP	Benzo(a)anthracene	R934648	J	
	WG443880	SAMP	Benzo(k)fluoranthene	R934648	J	
	WG443880	SAMP	Indeno(1,2,3-cd)pyrene	R934648	J	
	WG443880	SAMP	Anthracene	R934648	J	
	WG443880	SAMP	Benzo(g,h,i)perylene	R934648	J	
	WG443880	SAMP	Phenanthrene	R934648	J	
	WG443728	SAMP	Acenaphthene	R932348	J	
	WG443728	SAMP	Acenaphthylene	R932348	J	
	WG443728	SAMP	Fluorene	R932348	J	
	WG443728	SAMP	Naphthalene	R932348	J	
	WG443728	SAMP	1-Methylnaphthalene	R932348	J	
	WG443728	SAMP	2-Methylnaphthalene	R932348	J	
	L424762-02	WG443937	SAMP	Acenaphthylene	R934757	J3
		WG443937	SAMP	Acetophenone	R934757	J3
WG443937		SAMP	Atrazine	R934757	J3	
WG443937		SAMP	Biphenyl	R934757	J3	
WG443937		SAMP	Bis(2-chlorethoxy)methane	R934757	J4	
WG443937		SAMP	4-Bromophenyl-phenylether	R934757	L1	
WG443937		SAMP	2-Chloronaphthalene	R934757	J3	
WG443937		SAMP	4-Chlorophenyl-phenylether	R934757	J3J4	
WG443937		SAMP	2,4-Dinitrotoluene	R934757	J3	
WG443937		SAMP	2,6-Dinitrotoluene	R934757	J3	
WG443937		SAMP	2-Methylnaphthalene	R934757	J3	
WG443937		SAMP	2-Methylphenol	R934757	J3	
WG443937		SAMP	n-Nitrosodiphenylamine	R934757	J3	
WG443937		SAMP	n-Nitrosodi-n-propylamine	R934757	J3	
WG443937		SAMP	Di-n-butyl phthalate	R934757	J3	
WG443937		SAMP	Dibenzofuran	R934757	J3	
WG443937		SAMP	Diethyl phthalate	R934757	J3J4	
WG443937		SAMP	Dimethyl phthalate	R934757	J3	
WG443937		SAMP	2,4-Dimethylphenol	R934757	L1	
WG443937		SAMP	Phenol	R934757	J	
WG443937		SAMP	2,4,5-Trichlorophenol	R934757	J3	
WG443937		SAMP	2,4,6-Trichlorophenol	R934757	J3	
WG443937		SAMP	Benzo(a)anthracene	R934757	JJ3	
WG443937		SAMP	Benzo(a)pyrene	R934757	J3J8	
WG443937		SAMP	Benzo(b)fluoranthene	R934757	J3J8	
WG443937		SAMP	Benzo(k)fluoranthene	R934757	JJ8	
WG443937		SAMP	Dibenz(a,h)anthracene	R934757	J3	
WG443937		SAMP	Indeno(1,2,3-cd)pyrene	R934757	JJ3J8	
WG443937		SAMP	Acenaphthene	R934757	J3	
WG443937		SAMP	Anthracene	R934757	J	
WG443937		SAMP	Benzo(g,h,i)perylene	R934757	JJ8	
WG443937		SAMP	Fluorene	R934757	J3	
WG443937		SAMP	Phenanthrene	R934757	J3	
L424762-03		WG443492	SAMP	Diesel Range Organics (DRO)	R928530	J
		WG443937	SAMP	Acenaphthylene	R934757	J3
		WG443937	SAMP	Acetophenone	R934757	JJ3
		WG443937	SAMP	Atrazine	R934757	J3
		WG443937	SAMP	Benzaldehyde	R934757	J
		WG443937	SAMP	Biphenyl	R934757	JJ3
		WG443937	SAMP	Bis(2-chlorethoxy)methane	R934757	J4
		WG443937	SAMP	4-Bromophenyl-phenylether	R934757	L1
		WG443937	SAMP	2-Chloronaphthalene	R934757	J3
		WG443937	SAMP	4-Chlorophenyl-phenylether	R934757	J3J4
	WG443937	SAMP	2,4-Dinitrotoluene	R934757	J3	
	WG443937	SAMP	2,6-Dinitrotoluene	R934757	J3	
	WG443937	SAMP	2-Methylnaphthalene	R934757	J3	
	WG443937	SAMP	2-Methylphenol	R934757	J3	
	WG443937	SAMP	n-Nitrosodiphenylamine	R934757	J3	
	WG443937	SAMP	n-Nitrosodi-n-propylamine	R934757	J3	
	WG443937	SAMP	Carbazole	R934757	J	
	WG443937	SAMP	Di-n-butyl phthalate	R934757	JJ3	
	WG443937	SAMP	Dibenzofuran	R934757	JJ3	
	WG443937	SAMP	Diethyl phthalate	R934757	J3J4	
WG443937	SAMP	Dimethyl phthalate	R934757	J3		

Attachment A
List of Analytes with QC Qualifiers

Sample Number	Work Group	Sample Type	Analyte	Run ID	Qualifier
	WG443937	SAMP	2,4-Dichlorophenol	R934757	J
	WG443937	SAMP	2,4-Dimethylphenol	R934757	L1
	WG443937	SAMP	Phenol	R934757	J
	WG443937	SAMP	2,4,5-Trichlorophenol	R934757	JJ3
	WG443937	SAMP	2,4,6-Trichlorophenol	R934757	J3
	WG443937	SAMP	Benzo(a)anthracene	R934757	J3
	WG443937	SAMP	Benzo(a)pyrene	R934757	J3
	WG443937	SAMP	Benzo(b)fluoranthene	R934757	J3
	WG443937	SAMP	Dibenz(a,h)anthracene	R934757	J3
	WG443937	SAMP	Indeno(1,2,3-cd)pyrene	R934757	JJ3
	WG443937	SAMP	Acenaphthene	R934757	J3
	WG443937	SAMP	Anthracene	R934757	J
	WG443937	SAMP	Benzo(g,h,i)perylene	R934757	J
	WG443937	SAMP	Fluorene	R934757	JJ3
	WG443937	SAMP	Phenanthrene	R934757	J3
L424762-04	WG444164	SAMP	Acetophenone	R937408	J
	WG444164	SAMP	4-Bromophenyl-phenylether	R937408	J4
	WG444164	SAMP	3&4-Methyl Phenol	R937408	J
	WG444164	SAMP	Carbazole	R937408	J
	WG444164	SAMP	Dibenzofuran	R937408	J
	WG444164	SAMP	2,4-Dimethylphenol	R937408	J4
	WG444164	SAMP	Phenol	R937408	J
	WG444164	SAMP	2,4,5-Trichlorophenol	R937408	J
	WG444164	SAMP	Benzo(k)fluoranthene	R937408	J
	WG444164	SAMP	Fluorene	R937408	J
	WG443728	SAMP	Benzo(k)fluoranthene	R932348	J
	WG443728	SAMP	Dibenz(a,h)anthracene	R932348	J
	WG443728	SAMP	2-Chloronaphthalene	R932348	J
L424762-05	WG443492	SAMP	Diesel Range Organics (DRO)	R928530	J
	WG444164	SAMP	4-Bromophenyl-phenylether	R937408	J4
	WG444164	SAMP	2,4-Dimethylphenol	R937408	J4
	WG444164	SAMP	Benzo(a)anthracene	R937408	J
	WG444164	SAMP	Benzo(a)pyrene	R937408	J
	WG444164	SAMP	Benzo(b)fluoranthene	R937408	J
	WG444164	SAMP	Chrysene	R937408	J
	WG444164	SAMP	Fluoranthene	R937408	J
	WG444164	SAMP	Pyrene	R937408	J
	WG443728	SAMP	Acenaphthylene	R932348	J
	WG443728	SAMP	Fluorene	R932348	J
	WG443728	SAMP	1-Methylnaphthalene	R932348	J
L424762-06	WG443509	SAMP	Diesel Range Organics (DRO)	R927550	J
	WG443726	SAMP	Benzylbutyl phthalate	R930570	J3J4
	WG443726	SAMP	Di-n-butyl phthalate	R930570	J3J4
	WG443726	SAMP	Diethyl phthalate	R930570	J4J3
	WG443726	SAMP	Dimethyl phthalate	R930570	J4J3
	WG443726	SAMP	Acenaphthene	R930570	J
	WG444012	SAMP	Anthracene	R934251	J
	WG444012	SAMP	Benzo(k)fluoranthene	R934251	J
	WG444012	SAMP	Fluorene	R934251	J
	WG444012	SAMP	Naphthalene	R934251	J
	WG444012	SAMP	1-Methylnaphthalene	R934251	J
	WG444012	SAMP	2-Methylnaphthalene	R934251	J
	WG444012	SAMP	2-Chloronaphthalene	R934251	J

Attachment B
Explanation of QC Qualifier Codes

Qualifier	Meaning
J	(EPA) - Estimated value below the lowest calibration point. Confidence correlates with concentration.
J3	The associated batch QC was outside the established quality control range for precision.
J4	The associated batch QC was outside the established quality control range for accuracy.
J8	The internal standard associated with this data responded abnormally low. The data is likely to show a high bias concerning the result.
L1	(ESC) The associated batch LCS exceeded the upper control limit, which indicates a high bias; The sample analyte was "not detected" and is therefore unaffected.

Qualifier Report Information

ESC utilizes sample and result qualifiers as set forth by the EPA Contract Laboratory Program and as required by most certifying bodies including NELAC. In addition to the EPA qualifiers adopted by ESC, we have implemented ESC qualifiers to provide more information pertaining to our analytical results. Each qualifier is designated in the qualifier explanation as either EPA or ESC. Data qualifiers are intended to provide the ESC client with more detailed information concerning the potential bias of reported data. Because of the wide range of constituents and variety of matrices incorporated by most EPA methods, it is common for some compounds to fall outside of established ranges. These exceptions are evaluated and all reported data is valid and useable unless qualified as 'R' (Rejected).

Definitions

- Accuracy** - The relationship of the observed value of a known sample to the true value of a known sample. Represented by percent recovery and relevant to samples such as: control samples, matrix spike recoveries, surrogate recoveries, etc.
- Precision** - The agreement between a set of samples or between duplicate samples. Relates to how close together the results are and is represented by Relative Percent Difference.
- Surrogate** - Organic compounds that are similar in chemical composition, extraction, and chromatography to analytes of interest. The surrogates are used to determine the probable response of the group of analytes that are chemically related to the surrogate compound. Surrogates are added to the sample and carried through all stages of preparation and analyses.
- TIC** - Tentatively Identified Compound: Compounds detected in samples that are not target compounds, internal standards, system monitoring compounds, or surrogates.

Summary of Remarks For Samples Printed
10/08/09 at 11:46:36

TSR Signing Reports: 358
R5 - Desired TAT

Log all arsenic gw samples as ASG.

Sample: L424762-01 Account: SLRWLOR Received: 09/26/09 09:00 Due Date: 10/12/09 00:00 RPT Date: 10/08/09 08:48
Relogged from L424280-04
Sample: L424762-02 Account: SLRWLOR Received: 09/26/09 09:00 Due Date: 10/12/09 00:00 RPT Date: 10/08/09 08:48
Relogged from L424280-05
Sample: L424762-03 Account: SLRWLOR Received: 09/26/09 09:00 Due Date: 10/12/09 00:00 RPT Date: 10/08/09 08:48
Relogged from L424280-06
Sample: L424762-04 Account: SLRWLOR Received: 09/26/09 09:00 Due Date: 10/12/09 00:00 RPT Date: 10/08/09 08:48
V8260 jar has been in extractions. Limited sample volume. Relogged from L424280-07. Run
NWTPHDX, then 8270, then PAHSIM
Sample: L424762-05 Account: SLRWLOR Received: 09/26/09 09:00 Due Date: 10/12/09 00:00 RPT Date: 10/08/09 08:48
Relogged from L424280-08
Sample: L424762-06 Account: SLRWLOR Received: 09/26/09 09:00 Due Date: 10/12/09 00:00 RPT Date: 10/08/09 08:48
Relogged from L424280-09



12065 Lebanon Rd
 Mt. Juliet, TN 37122
 (615) 758-5858
 (800) 767-5859
 Fax (615) 758-5859
 Tax I.D 62-0814289
 Est. 1970

YOUR LAB OF CHOICE

Quality Control Summary

SDG: L424762

SLR International Corp. - West Linn, OR

Test:	Total Solids by Method 2540G	Matrix:	Soil - mg/kg
Project No:	008.0288.00037	EPA ID:	TN00003
Project:	Nord Door Project - Everett, WA	Analytic Batch:	WG442821
Collection Date:	9/24/2009	Analyst:	229
Analysis Date:	9/28/2009 10:04:00 AM	Extraction Date:	9/26/2009
Instrument ID:	BAL		
Sample Numbers:	L424762-03, -01, -02, -05, -04		

Method Blank

Analyte	CAS	PQL	Qualifiers
Total Solids		<0.100	

Laboratory Control Sample (LCS)

Analyte	True Value	Found	Recovery %	Control Limits	Qualifiers
Total Solids	50.0	50.1	100	85 - 115	



12065 Lebanon Rd
 Mt. Juliet, TN 37122
 (615) 758-5858
 (800) 767-5859
 Fax (615) 758-5859
 Tax I.D 62-0814289
 Est. 1970

YOUR LAB OF CHOICE

Quality Control Summary

SDG: L424762

SLR International Corp. - West Linn, OR

Test:	Total Solids by Method 2540G	Matrix:	Soil - mg/kg
Project No:	008.0288.00037	EPA ID:	TN00003
Project:	Nord Door Project - Everett, WA	Analytic Batch:	WG442821
Collection Date:	9/24/2009	Analyst:	229
Analysis Date:	9/28/2009 10:04:00 AM	Extraction Date:	9/26/2009
Instrument ID:	BAL		
Sample Numbers:	L424762-03, -01, -02, -05, -04		

Sample Duplicate

L424351-02

Name	Sample Results	Duplic Results	%RPD	Limit	Qualifiers
Total Solids	69.8	70.0	0.3	5	

Quality Control Summary

SDG: L424762

SLR International Corp. - West Linn, OR

Test:	Volatile Organic Compounds by Method 8260B		
Project No:	008.0288.00037	Matrix:	Soil - mg/kg
Project:	Nord Door Project - Everett, WA	EPA ID:	TN00003
Collection Date:	9/24/2009	Analytic Batch:	WG444036
Analysis Date:	10/4/2009	Analyst:	209
Instrument ID:	VOCMS11		
Sample Numbers:	L424762-04		

Method Blank

Analyte	CAS	PQL	Qualifiers
Dichlorodifluoromethane	75-71-8	<0.0050	
Chloromethane	74-87-3	<0.0010	
Vinyl chloride	75-01-4	<0.0010	
Bromomethane	74-83-9	<0.0050	
Chloroethane	75-00-3	<0.0050	
Trichlorofluoromethane	75-69-4	<0.0050	
1,1-Dichloroethene	75-35-4	<0.0010	
1,1,2-Trichloro-1,2,2-trifluoroethane	76-13-1	<0.0010	
Acetone	67-64-1	<0.0500	
Carbon disulfide	75-15-0	<0.0010	
Methylene Chloride	75-09-2	<0.0050	
trans-1,2-Dichloroethene	156-60-5	<0.0010	
Methyl tert-butyl ether	1634-04-4	<0.0010	
1,1-Dichloroethane	75-34-3	<0.0010	
cis-1,2-Dichloroethene	156-59-2	<0.0010	
2-Butanone (MEK)	78-93-3	<0.0100	
Bromochloromethane	74-97-5	<0.0010	
Chloroform	67-66-3	<0.0050	
1,1,1-Trichloroethane	71-55-6	<0.0010	
Carbon tetrachloride	56-23-5	<0.0010	
Benzene	71-43-2	<0.0010	
1,2-Dichloroethane	107-06-2	<0.0010	
Trichloroethene	79-01-6	<0.0010	
1,2-Dichloropropane	78-87-5	<0.0010	
Bromodichloromethane	75-27-4	<0.0010	
cis-1,3-Dichloropropene	10061-01-5	<0.0010	
4-Methyl-2-pentanone (MIBK)	108-10-1	<0.0100	
Toluene	108-88-3	<0.0050	
trans-1,3-Dichloropropene	10061-02-6	<0.0010	
1,1,2-Trichloroethane	79-00-5	<0.0010	
Tetrachloroethene	127-18-4	<0.0010	
2-Hexanone	591-78-6	<0.0010	
Chlorodibromomethane	124-48-1	<0.0010	
1,2-Dibromoethane	106-93-4	<0.0010	
Chlorobenzene	108-90-7	<0.0010	

Quality Control Summary

SDG: L424762

SLR International Corp. - West Linn, OR

Test:	Volatile Organic Compounds by Method 8260B		
Project No:	008.0288.00037	Matrix:	Soil - mg/kg
Project:	Nord Door Project - Everett, WA	EPA ID:	TN00003
Collection Date:	9/24/2009	Analytic Batch:	WG444036
Analysis Date:	10/4/2009	Analyst:	209
Instrument ID:	VOCMS11		
Sample Numbers:	L424762-04		

Method Blank

Analyte	CAS	PQL	Qualifiers
Ethylbenzene	100-41-4	<0.0010	
m&p-Xylene	1330-20-7	<0.0030	
o-Xylene	1330-20-7	<0.0030	
Styrene	100-42-5	<0.0010	
Bromoform	75-25-2	<0.0010	
Isopropylbenzene	98-82-8	<0.0010	
1,1,2,2-Tetrachloroethane	79-34-5	<0.0010	
1,3-Dichlorobenzene	541-73-1	<0.0010	
1,4-Dichlorobenzene	106-46-7	<0.0010	
1,2-Dichlorobenzene	95-50-1	<0.0010	
1,2-Dibromo-3-Chloropropane	96-12-8	<0.0050	
1,2,4-Trichlorobenzene	120-82-1	<0.0010	
1,2,3-Trichlorobenzene	87-61-6	<0.0010	
Methyl Acetate	79-20-9	<0.0200	
Cyclohexane	110-82-7	<0.0010	
Methyl Cyclohexane	108-87-2	<0.0010	
1,4-Dioxane	123-91-1	<0.100	

Quality Control Summary

SDG: L424762

SLR International Corp. - West Linn, OR

Test:	Volatile Organic Compounds by Method 8260B		
Project No:	008.0288.00037	Matrix:	Soil - mg/kg
Project:	Nord Door Project - Everett, WA	EPA ID:	TN00003
Collection Date:	9/24/2009	Analytic Batch:	WG444036
Analysis Date:	10/4/2009	Analyst:	209
Instrument ID:	VOCMS11		
Sample Numbers:	L424762-04		

Laboratory Control Sample (LCS)

Analyte	True Value	Found	Recovery %	Control Limits	Qualifiers
Dichlorodifluoromethane	0.0250	0.0221	88.3	26 - 186	
Chloromethane	0.0250	0.0191	76.5	42 - 149	
Vinyl chloride	0.0250	0.0239	95.7	50 - 151	
Bromomethane	0.0250	0.0246	98.2	41 - 175	
Chloroethane	0.0250	0.0265	106	44 - 159	
Trichlorofluoromethane	0.0250	0.0261	104	52 - 147	
1,1-Dichloroethene	0.0250	0.0251	100	53 - 136	
1,1,2-Trichloro-1,2,2-trifluoroethane	0.0250	0.0278	111	49 - 155	
Acetone	0.125	0.129	103	44 - 140	
Carbon disulfide	0.0250	0.0219	87.5	36 - 161	
Methylene Chloride	0.0250	0.0249	99.8	57 - 129	
trans-1,2-Dichloroethene	0.0250	0.0255	102	61 - 133	
Methyl tert-butyl ether	0.0250	0.0266	106	44 - 148	
1,1-Dichloroethane	0.0250	0.0250	100.0	61 - 134	
cis-1,2-Dichloroethene	0.0250	0.0263	105	71 - 129	
2-Butanone (MEK)	0.125	0.130	104	51 - 131	
Bromochloromethane	0.0250	0.0287	115	73 - 130	
Chloroform	0.0250	0.0260	104	63 - 123	
1,1,1-Trichloroethane	0.0250	0.0261	105	62 - 135	
Carbon tetrachloride	0.0250	0.0269	108	60 - 140	
Benzene	0.0250	0.0231	92.3	65 - 128	
1,2-Dichloroethane	0.0250	0.0270	108	58 - 141	
Trichloroethene	0.0250	0.0268	107	71 - 126	
1,2-Dichloropropane	0.0250	0.0259	104	71 - 128	
Bromodichloromethane	0.0250	0.0286	114	66 - 126	
cis-1,3-Dichloropropene	0.0250	0.0257	103	73 - 132	
4-Methyl-2-pentanone (MIBK)	0.125	0.133	106	61 - 143	
Toluene	0.0250	0.0249	99.4	70 - 120	
trans-1,3-Dichloropropene	0.0250	0.0269	108	70 - 135	
1,1,2-Trichloroethane	0.0250	0.0280	112	77 - 124	
Tetrachloroethene	0.0250	0.0274	110	65 - 135	
2-Hexanone	0.125	0.135	108	62 - 145	
Chlorodibromomethane	0.0250	0.0293	117	72 - 137	
1,2-Dibromoethane	0.0250	0.0288	115	76 - 127	
Chlorobenzene	0.0250	0.0275	110	75 - 125	

Quality Control Summary

SDG: L424762

SLR International Corp. - West Linn, OR

Test:	Volatile Organic Compounds by Method 8260B		
Project No:	008.0288.00037	Matrix:	Soil - mg/kg
Project:	Nord Door Project - Everett, WA	EPA ID:	TN00003
Collection Date:	9/24/2009	Analytic Batch:	WG444036
Analysis Date:	10/4/2009	Analyst:	209
Instrument ID:	VOCMS11		
Sample Numbers:	L424762-04		

Laboratory Control Sample (LCS)

Analyte	True Value	Found	Recovery %	Control Limits	Qualifiers
Ethylbenzene	0.0250	0.0271	108	74 - 128	
m&p-Xylene	0.0500	0.0508	102	73 - 127	
o-Xylene	0.0250	0.0252	101	75 - 129	
Styrene	0.0250	0.0264	106	76 - 133	
Bromoform	0.0250	0.0282	113	64 - 139	
Isopropylbenzene	0.0250	0.0268	107	73 - 130	
1,1,2,2-Tetrachloroethane	0.0250	0.0250	100.0	74 - 129	
1,3-Dichlorobenzene	0.0250	0.0254	102	71 - 132	
1,4-Dichlorobenzene	0.0250	0.0249	99.8	72 - 123	
1,2-Dichlorobenzene	0.0250	0.0261	104	77 - 123	
1,2-Dibromo-3-Chloropropane	0.0250	0.0255	102	61 - 134	
1,2,4-Trichlorobenzene	0.0250	0.0252	101	61 - 148	
1,2,3-Trichlorobenzene	0.0250	0.0260	104	62 - 146	

Quality Control Summary

SDG: L424762

SLR International Corp. - West Linn, OR

Test:	Volatile Organic Compounds by Method 8260B		
Project No:	008.0288.00037	Matrix:	Soil - mg/kg
Project:	Nord Door Project - Everett, WA	EPA ID:	TN00003
Collection Date:	9/24/2009	Analytic Batch:	WG444036
Analysis Date:	10/4/2009	Analyst:	209
Instrument ID:	VOCMS11		
Sample Numbers:	L424762-04		

Laboratory Control Sample Duplicate (LCSD)

Analyte	True Value	Found	Recovery %	Control Limits	Qualifiers
Dichlorodifluoromethane	0.0250	0.0212	84.9	26 - 186	
Chloromethane	0.0250	0.0176	70.6	42 - 149	
Vinyl chloride	0.0250	0.0228	91.1	50 - 151	
Bromomethane	0.0250	0.0233	93.2	41 - 175	
Chloroethane	0.0250	0.0251	100	44 - 159	
Trichlorofluoromethane	0.0250	0.0257	103	52 - 147	
1,1-Dichloroethene	0.0250	0.0247	98.9	53 - 136	
1,1,2-Trichloro-1,2,2-trifluoroethane	0.0250	0.0264	106	49 - 155	
Acetone	0.125	0.119	95.3	44 - 140	
Carbon disulfide	0.0250	0.0210	84.1	36 - 161	
Methylene Chloride	0.0250	0.0239	95.6	57 - 129	
trans-1,2-Dichloroethene	0.0250	0.0247	98.7	61 - 133	
Methyl tert-butyl ether	0.0250	0.0253	101	44 - 148	
1,1-Dichloroethane	0.0250	0.0246	98.6	61 - 134	
cis-1,2-Dichloroethene	0.0250	0.0259	104	71 - 129	
2-Butanone (MEK)	0.125	0.117	93.7	51 - 131	
Bromochloromethane	0.0250	0.0279	111	73 - 130	
Chloroform	0.0250	0.0256	102	63 - 123	
1,1,1-Trichloroethane	0.0250	0.0256	103	62 - 135	
Carbon tetrachloride	0.0250	0.0267	107	60 - 140	
Benzene	0.0250	0.0223	89.3	65 - 128	
1,2-Dichloroethane	0.0250	0.0261	104	58 - 141	
Trichloroethene	0.0250	0.0255	102	71 - 126	
1,2-Dichloropropane	0.0250	0.0226	90.5	71 - 128	
Bromodichloromethane	0.0250	0.0257	103	66 - 126	
cis-1,3-Dichloropropene	0.0250	0.0242	96.7	73 - 132	
4-Methyl-2-pentanone (MIBK)	0.125	0.118	94.7	61 - 143	
Toluene	0.0250	0.0220	88.1	70 - 120	
trans-1,3-Dichloropropene	0.0250	0.0242	97.0	70 - 135	
1,1,2-Trichloroethane	0.0250	0.0254	101	77 - 124	
Tetrachloroethene	0.0250	0.0259	104	65 - 135	
2-Hexanone	0.125	0.120	96.1	62 - 145	
Chlorodibromomethane	0.0250	0.0274	110	72 - 137	
1,2-Dibromoethane	0.0250	0.0265	106	76 - 127	
Chlorobenzene	0.0250	0.0244	97.5	75 - 125	

Quality Control Summary

SDG: L424762

SLR International Corp. - West Linn, OR

Test:	Volatile Organic Compounds by Method 8260B		
Project No:	008.0288.00037	Matrix:	Soil - mg/kg
Project:	Nord Door Project - Everett, WA	EPA ID:	TN00003
Collection Date:	9/24/2009	Analytic Batch:	WG444036
Analysis Date:	10/4/2009	Analyst:	209
Instrument ID:	VOCMS11		
Sample Numbers:	L424762-04		

Laboratory Control Sample Duplicate (LCSD)

Analyte	True Value	Found	Recovery %	Control Limits	Qualifiers
Ethylbenzene	0.0250	0.0251	101	74 - 128	
m&p-Xylene	0.0500	0.0487	97.5	73 - 127	
o-Xylene	0.0250	0.0242	96.7	75 - 129	
Styrene	0.0250	0.0257	103	76 - 133	
Bromoform	0.0250	0.0255	102	64 - 139	
Isopropylbenzene	0.0250	0.0250	99.9	73 - 130	
1,1,2,2-Tetrachloroethane	0.0250	0.0233	93.1	74 - 129	
1,3-Dichlorobenzene	0.0250	0.0266	106	71 - 132	
1,4-Dichlorobenzene	0.0250	0.0234	93.8	72 - 123	
1,2-Dichlorobenzene	0.0250	0.0247	98.8	77 - 123	
1,2-Dibromo-3-Chloropropane	0.0250	0.0242	96.8	61 - 134	
1,2,4-Trichlorobenzene	0.0250	0.0250	100	61 - 148	
1,2,3-Trichlorobenzene	0.0250	0.0254	102	62 - 146	



12065 Lebanon Rd
 Mt. Juliet, TN 37122
 (615) 758-5858
 (800) 767-5859
 Fax (615) 758-5859
 Tax I.D 62-0814289
 Est. 1970

YOUR LAB OF CHOICE

Quality Control Summary

SDG: L424762

SLR International Corp. - West Linn, OR

Test:	Volatile Organic Compounds by Method 8260B		
Project No:	008.0288.00037	Matrix:	Soil - mg/kg
Project:	Nord Door Project - Everett, WA	EPA ID:	TN00003
Collection Date:	9/24/2009	Analytic Batch:	WG444036
Analysis Date:	10/4/2009	Analyst:	209
Instrument ID:	VOCMS11		
Sample Numbers:	L424762-04		

Surrogate Summary

Laboratory Sample ID	Dibromofluoromethane		Toluene-d8		4-Bromofluorobenzene		Alternate Surrogate a,a,a-Trifluorotoluene	
	ppb	% Rec	ppb	% Rec	ppb	% Rec	ppb	% Rec
LCS WG444036	41.1	103	38.8	97.0	40.9	102	42.2	106
LCSD WG444036	40.1	100	37.8	94.4	40.7	102	41.0	102
MS WG444036	41.4	104	39.4	98.5	45.2	113	41.3	103
MSD WG444036	38.5	96.2	41.3	103	47.6	119	43.1	108
Blank WG444036	39.2	97.9	38.8	97.1	42.8	107	41.9	105
L424762-04	40.9	102	40.2	101	42.0	105	41.4	103

Dibromofluoromethane	40 ppb	63 - 139
Toluene - d8	40 ppb	84 - 116
4-Bromofluorobenzene	40 ppb	59 - 140
Alternate Surrogate		
a,a,a-Trifluorotoluene	40 ppb	80 - 118

Quality Control Summary

SDG: L424762

SLR International Corp. - West Linn, OR

Test:	Volatile Organic Compounds by Method 8260B		
Project No:	008.0288.00037	Matrix:	Soil - mg/kg
Project:	Nord Door Project - Everett, WA	EPA ID:	TN00003
Collection Date:	9/24/2009	Analytic Batch:	WG444036
Analysis Date:	10/4/2009	Analyst:	209
Instrument ID:	VOCMS11		
Sample Numbers:	L424762-04		

Matrix Spike/Matrix Spike Duplicate

L425255-04

Analyte	Spike Value	Sample	MS	L425255-04		Control Limits	% Rec Qualifier	% RPD	Control Limits	RPD Qual
				% Rec	MSD					
Dichlorodifluoromethane	0.125	0.0000	0.0989	79.2	0.0913	73.1	0-192	8.0	38	
Chloromethane	0.125	0.0000	0.0835	66.8	0.0840	67.2	10-158	0.7	35	
Vinyl chloride	0.125	0.0000	0.111	88.9	0.0983	78.7	10-159	12	36	
Bromomethane	0.125	0.0000	0.117	93.6	0.108	86.5	0-180	7.8	41	
Chloroethane	0.125	0.0000	0.124	99.2	0.113	90.4	0-172	9.3	38	
Trichlorofluoromethane	0.125	0.0000	0.123	98.1	0.110	87.8	10-154	11	32	
1,1-Dichloroethene	0.125	0.0000	0.115	92.3	0.104	83.2	10-149	10	34	
1,1,2-Trichloro-1,2,2-Acetone	0.125	0.0000	0.127	101	0.111	89.2	10-145	13	35	
0.625	0.0652	0.637	91.5	0.549	77.4	13-158	15	34		
Carbon disulfide	0.125	0.0000	0.0951	76.0	0.0895	71.6	10-156	6.0	38	
Methylene Chloride	0.125	0.0013	0.121	95.9	0.109	86.3	12-149	10	31	
trans-1,2-Dichloroethene	0.125	0.0000	0.118	94.3	0.109	86.9	10-143	8.2	33	
Methyl tert-butyl ether	0.125	0.0000	0.132	106	0.113	90.1	21-157	16	31	
1,1-Dichloroethane	0.125	0.0000	0.120	96.0	0.108	86.4	24-148	11	31	
cis-1,2-Dichloroethene	0.125	0.0000	0.128	102	0.119	95.4	21-147	7.0	31	
2-Butanone (MEK)	0.625	0.0000	0.648	104	0.541	86.6	21-143	18	37	
Bromochloromethane	0.125	0.0000	0.140	112	0.130	104	25-152	7.5	29	
Chloroform	0.125	0.0000	0.127	102	0.115	91.6	28-138	10	30	
1,1,1-Trichloroethane	0.125	0.0000	0.124	99.5	0.116	93.0	23-147	6.8	32	
Carbon tetrachloride	0.125	0.0000	0.126	101	0.120	96.0	12-149	5.3	34	
Benzene	0.125	0.0000	0.107	85.3	0.102	81.3	16-143	4.8	31	
1,2-Dichloroethane	0.125	0.0000	0.133	107	0.120	95.9	21-155	11	29	
Trichloroethene	0.125	0.0000	0.128	102	0.120	96.4	10-155	5.8	33	
1,2-Dichloropropane	0.125	0.0000	0.113	90.6	0.112	89.3	28-144	1.4	30	
Bromodichloromethane	0.125	0.0000	0.131	105	0.129	103	27-139	1.7	30	
cis-1,3-Dichloropropene	0.125	0.0000	0.126	100	0.122	97.4	17-145	3.1	32	
4-Methyl-2-pentanone	0.625	0.0000	0.642	103	0.593	94.9	31-151	7.9	36	
Toluene	0.125	0.0000	0.110	88.4	0.116	92.7	12-136	4.8	32	
trans-1,3-Dichloropropene	0.125	0.0000	0.127	101	0.126	101	16-147	0.5	32	
1,1,2-Trichloroethane	0.125	0.0000	0.129	103	0.126	101	35-140	2.3	29	
Tetrachloroethene	0.125	0.0000	0.115	92.0	0.122	97.9	10-131	6.3	35	
2-Hexanone	0.625	0.0000	0.665	106	0.615	98.4	22-151	7.8	38	
Chlorodibromomethane	0.125	0.0000	0.134	107	0.140	112	28-147	4.3	32	
1,2-Dibromoethane	0.125	0.0000	0.131	105	0.133	107	24-145	1.5	31	
Chlorobenzene	0.125	0.0000	0.123	98.6	0.132	106	17-134	7.2	34	
Ethylbenzene	0.125	0.0000	0.122	97.6	0.130	104	12-137	6.5	36	
m&p-Xylene	0.250	0.0000	0.243	97.1	0.262	105	10-135	7.5	37	

Quality Control Summary

SDG: L424762

SLR International Corp. - West Linn, OR

Test:	Volatile Organic Compounds by Method 8260B		
Project No:	008.0288.00037	Matrix:	Soil - mg/kg
Project:	Nord Door Project - Everett, WA	EPA ID:	TN00003
Collection Date:	9/24/2009	Analytic Batch:	WG444036
Analysis Date:	10/4/2009	Analyst:	209
Instrument ID:	VOCMS11		
Sample Numbers:	L424762-04		

Matrix Spike/Matrix Spike Duplicate

L425255-04

Analyte	Spike Value	Sample	L425255-04			% Rec	Control Limits	% Rec Qualifier	% RPD	Control Limits	RPD Qual
			MS	% Rec	MSD						
o-Xylene	0.125	0.0000	0.124	99.1	0.129	103	14-140		4.1	35	
Styrene	0.125	0.0000	0.133	106	0.137	110	10-140		3.2	35	
Bromoform	0.125	0.0000	0.146	117	0.150	120	21-144		2.7	34	
Isopropylbenzene	0.125	0.0000	0.125	100	0.132	106	14-134		5.4	37	
1,1,2,2-Tetrachloroethane	0.125	0.0000	0.137	110	0.127	102	18-150		7.3	33	
1,3-Dichlorobenzene	0.125	0.0000	0.134	107	0.136	108	10-129		1.0	38	
1,4-Dichlorobenzene	0.125	0.0000	0.111	88.7	0.105	83.9	10-121		5.5	36	
1,2-Dichlorobenzene	0.125	0.0000	0.119	94.8	0.113	90.4	12-130		4.9	35	
1,2-Dibromo-3-	0.125	0.0000	0.119	95.1	0.108	86.5	19-145		9.4	35	
1,2,4-Trichlorobenzene	0.125	0.0000	0.115	91.8	0.106	85.0	10-119		7.7	44	
1,2,3-Trichlorobenzene	0.125	0.0000	0.119	94.9	0.109	87.0	10-129		8.7	43	

Quality Control Summary

SDG: L424762

SLR International Corp. - West Linn, OR

Test:	Volatile Organic Compounds by Method 8260B		
Project No:	008.0288.00037	Matrix:	Soil - mg/kg
Project:	Nord Door Project - Everett, WA	EPA ID:	TN00003
Collection Date:	9/24/2009	Analytic Batch:	WG444036
Analysis Date:	10/4/2009	Analyst:	209
Instrument ID:	VOCMS11		
Sample Numbers:	L424762-04		

Laboratory Control Sample/ Laboratory Control Sample Duplicate

Analyte	Spike	% Rec		% Rec		Control Limits	Qualifier	% RPD	% Rec		Control Limits	Qualifier
		LCS	Rec	LCS	Rec							
Dichlorodifluoromethane	0.0250	0.0221	88.3	0.0212	84.9	26-186		3.9		22		
Chloromethane	0.0250	0.0191	76.5	0.0176	70.6	42-149		8.1		20		
Vinyl chloride	0.0250	0.0239	95.7	0.0228	91.1	50-151		4.9		20		
Bromomethane	0.0250	0.0246	98.2	0.0233	93.2	41-175		5.3		20		
Chloroethane	0.0250	0.0265	106	0.0251	100	44-159		5.3		20		
Trichlorofluoromethane	0.0250	0.0261	104	0.0257	103	52-147		1.5		20		
1,1-Dichloroethene	0.0250	0.0251	100	0.0247	98.9	53-136		1.4		20		
1,1,2-Trichloro-1,2,2-Acetone	0.0250	0.0278	111	0.0264	106	49-155		5.1		20		
Acetone	0.125	0.129	103	0.119	95.3	44-140		8.0		25		
Carbon disulfide	0.0250	0.0219	87.5	0.0210	84.1	36-161		4.0		20		
Methylene Chloride	0.0250	0.0249	99.8	0.0239	95.6	57-129		4.3		20		
trans-1,2-Dichloroethene	0.0250	0.0255	102	0.0247	98.7	61-133		3.2		20		
Methyl tert-butyl ether	0.0250	0.0266	106	0.0253	101	44-148		5.2		20		
1,1-Dichloroethane	0.0250	0.0250	100.0	0.0246	98.6	61-134		1.4		20		
cis-1,2-Dichloroethene	0.0250	0.0263	105	0.0259	104	71-129		1.6		20		
2-Butanone (MEK)	0.125	0.130	104	0.117	93.7	51-131		10		25		
Bromochloromethane	0.0250	0.0287	115	0.0279	111	73-130		3.1		20		
Chloroform	0.0250	0.0260	104	0.0256	102	63-123		1.7		20		
1,1,1-Trichloroethane	0.0250	0.0261	105	0.0256	103	62-135		1.9		20		
Carbon tetrachloride	0.0250	0.0269	108	0.0267	107	60-140		0.9		20		
Benzene	0.0250	0.0231	92.3	0.0223	89.3	65-128		3.3		20		
1,2-Dichloroethane	0.0250	0.0270	108	0.0261	104	58-141		3.4		20		
Trichloroethene	0.0250	0.0268	107	0.0255	102	71-126		4.7		20		
1,2-Dichloropropane	0.0250	0.0259	104	0.0226	90.5	71-128		14		20		
Bromodichloromethane	0.0250	0.0286	114	0.0257	103	66-126		10		20		
cis-1,3-Dichloropropene	0.0250	0.0257	103	0.0242	96.7	73-132		6.1		20		
4-Methyl-2-pentanone	0.125	0.133	106	0.118	94.7	61-143		11		23		
Toluene	0.0250	0.0249	99.4	0.0220	88.1	70-120		12		20		
trans-1,3-Dichloropropene	0.0250	0.0269	108	0.0242	97.0	70-135		10		20		
1,1,2-Trichloroethane	0.0250	0.0280	112	0.0254	101	77-124		9.9		20		
Tetrachloroethene	0.0250	0.0274	110	0.0259	104	65-135		5.6		20		
2-Hexanone	0.125	0.135	108	0.120	96.1	62-145		12		23		
Chlorodibromomethane	0.0250	0.0293	117	0.0274	110	72-137		6.5		20		
1,2-Dibromoethane	0.0250	0.0288	115	0.0265	106	76-127		8.2		20		
Chlorobenzene	0.0250	0.0275	110	0.0244	97.5	75-125		12		20		

Quality Control Summary

SDG: L424762

SLR International Corp. - West Linn, OR

Test:	Volatile Organic Compounds by Method 8260B		
Project No:	008.0288.00037	Matrix:	Soil - mg/kg
Project:	Nord Door Project - Everett, WA	EPA ID:	TN00003
Collection Date:	9/24/2009	Analytic Batch:	WG444036
Analysis Date:	10/4/2009	Analyst:	209
Instrument ID:	VOCMS11		
Sample Numbers:	L424762-04		

Laboratory Control Sample/ Laboratory Control Sample Duplicate

Analyte	Spike	%		%		Control Limits	Qualifier	%		Control Limits	Qualifier
		LCS	Rec	LCSD	Rec			RPD	RPD		
Ethylbenzene	0.0250	0.0271	108	0.0251	101	74-128		7.4	20		
m&p-Xylene	0.0500	0.0508	102	0.0487	97.5	73-127		4.1	20		
o-Xylene	0.0250	0.0252	101	0.0242	96.7	75-129		4.0	20		
Styrene	0.0250	0.0264	106	0.0257	103	76-133		2.6	20		
Bromoform	0.0250	0.0282	113	0.0255	102	64-139		10	20		
Isopropylbenzene	0.0250	0.0268	107	0.0250	99.9	73-130		6.9	20		
1,1,2,2-Tetrachloroethane	0.0250	0.0250	100.0	0.0233	93.1	74-129		7.1	20		
1,3-Dichlorobenzene	0.0250	0.0254	102	0.0266	106	71-132		4.5	20		
1,4-Dichlorobenzene	0.0250	0.0249	99.8	0.0234	93.8	72-123		6.2	20		
1,2-Dichlorobenzene	0.0250	0.0261	104	0.0247	98.8	77-123		5.5	20		
1,2-Dibromo-3-	0.0250	0.0255	102	0.0242	96.8	61-134		5.1	21		
1,2,4-Trichlorobenzene	0.0250	0.0252	101	0.0250	100	61-148		0.9	20		
1,2,3-Trichlorobenzene	0.0250	0.0260	104	0.0254	102	62-146		2.3	20		



12065 Lebanon Rd
 Mt. Juliet, TN 37122
 (615) 758-5858
 (800) 767-5859
 Fax (615) 758-5859
 Tax I.D 62-0814289
 Est. 1970

YOUR LAB OF CHOICE

Quality Control Summary

SDG: L424762

SLR International Corp. - West Linn, OR

Test:	Volatile Organic Compounds by Method 8260B		
Project No:	008.0288.00037	Matrix:	Soil - mg/kg
Project:	Nord Door Project - Everett, WA	EPA ID:	TN00003
Collection Date:	9/24/2009	Analytic Batch:	WG444036
Analysis Date:	10/4/2009	Analyst:	209
Instrument ID:	VOCMS11		
Sample Numbers:	L424762-04		

Internal Standard Response and Retention Time Summary

FileID:1004_29.D

Date:10/4/2009

Time:6:01 PM

	IS1		IS2		IS3		IS4	
	Response	RT	Response	RT	Response	RT	Response	RT
12 Hour Std	186436	5.9	281916	6.57	113731	8.35	176369	11.58
Upper Limit	372872	6.4	563832	7.07	227462	8.85	352738	12.08
Lower Limit	93218	5.4	140958	6.07	56865.5	7.85	88184.5	11.08

Sample ID	Response	RT	Response	RT	Response	RT	Response	RT
Blank WG444036	173072	5.9	264599	6.57	103375	8.36	162272	11.57
L424762-04	165232	5.91	258881	6.58	107082	8.37	168758	11.58
LCS WG444036	175144	5.9	270450	6.57	109096	8.36	167822	11.59
LCSD WG444036	175205	5.9	273744	6.57	107136	8.36	174186	11.57
MS WG444036	162684	5.9	246553	6.57	101894	8.36	179461	11.57
MSD WG444036	161720	5.9	242289	6.56	100809	8.36	181252	11.57

Quality Control Summary

SDG: L424762

SLR International Corp. - West Linn, OR

Test:	Diesel Range Organics by Method 8015		
Project No:	008.0288.00037	Matrix:	Soil - mg/kg
Project:	Nord Door Project - Everett, WA	EPA ID:	TN00003
Collection Date:	9/24/2009	Analytic Batch:	WG443492
Analysis Date:	10/1/2009	Analyst:	260
Instrument ID:	SVGC13	Extraction Date:	9/30/2009
Sample Numbers:	L424762-01, -02, -04, -05, -03		

Method Blank

Analyte	CAS	PQL	Qualifiers
Diesel Range Organics (DRO)		<4.0	
Residual Range Organics (RRO)		<10.0	

Laboratory Control Sample (LCS)

Analyte	True Value	Found	Recovery %	Control Limits	Qualifiers
Total Range Organics	60.0	47.9	79.9	50 - 150	

Laboratory Control Sample Duplicate (LCSD)

Analyte	True Value	Found	Recovery %	Control Limits	Qualifiers
Total Range Organics	60.0	50.3	83.9	50 - 150	

Quality Control Summary

SDG: L424762

SLR International Corp. - West Linn, OR

Test:	Diesel Range Organics by Method 8015	Matrix:	Water - mg/L
Project No:	008.0288.00037	EPA ID:	TN00003
Project:	Nord Door Project - Everett, WA	Analytic Batch:	WG443509
Collection Date:	9/24/2009	Analyst:	260
Analysis Date:	10/1/2009	Extraction Date:	10/1/2009
Instrument ID:	SVGC13		
Sample Numbers:	L424762-06		

Method Blank

Analyte	CAS	PQL	Qualifiers
Diesel Range Organics (DRO)		<0.10	
Residual Range Organics (RRO)		<0.25	

Laboratory Control Sample (LCS)

Analyte	True Value	Found	Recovery %	Control Limits	Qualifiers
Total Range Organics	1.50	1.48	98.6	50 - 150	

Laboratory Control Sample Duplicate (LCSD)

Analyte	True Value	Found	Recovery %	Control Limits	Qualifiers
Total Range Organics	1.50	1.49	99.6	50 - 150	

YOUR LAB OF CHOICE

Quality Control Summary

SDG: L424762

SLR International Corp. - West Linn, OR

Test:	Diesel Range Organics by Method 8015	Matrix:	Soil - mg/kg
Project No:	008.0288.00037	EPA ID:	TN00003
Project:	Nord Door Project - Everett, WA	Analytic Batch:	WG443492
Collection Date:	9/24/2009	Analyst:	260
Analysis Date:	10/1/2009	Extraction Date:	9/30/2009
Instrument ID:	SVGC13		
Sample Numbers:	L424762-01, -02, -04, -05, -03		

Surrogate Summary

Laboratory Sample ID	o-terphenylD ppm	% Rec	
Blank WG443492	0.810	101	
LCS WG443492	0.749	93.6	
LCSD WG443492	0.785	98.1	
MS WG443492	1.92	240	J1
MSD WG443492	1.97	247	J1
L424762-01	0.849	106	
L424762-02	0.885	111	
L424762-03	0.827	103	
L424762-04	0.810	101	
L424762-05	0.847	106	

o-terphenyl Limits - 50 - 150



12065 Lebanon Rd
 Mt. Juliet, TN 37122
 (615) 758-5858
 (800) 767-5859
 Fax (615) 758-5859
 Tax I.D 62-0814289
 Est. 1970

YOUR LAB OF CHOICE

Quality Control Summary

SDG: L424762

SLR International Corp. - West Linn, OR

Test:	Diesel Range Organics by Method 8015	Matrix:	Water - mg/L
Project No:	008.0288.00037	EPA ID:	TN00003
Project:	Nord Door Project - Everett, WA	Analytic Batch:	WG443509
Collection Date:	9/24/2009	Analyst:	260
Analysis Date:	10/1/2009	Extraction Date:	10/1/2009
Instrument ID:	SVGC13		
Sample Numbers:	L424762-06		

Surrogate Summary

Laboratory Sample ID	o-terphenylD ppm	% Rec
Blank WG443509	0.0251	126
LCS WG443509	0.0224	112
LCSD WG443509	0.0225	112
L424762-06	0.0234	117

o-terphenyl Limits - 50 - 150



12065 Lebanon Rd
 Mt. Juliet, TN 37122
 (615) 758-5858
 (800) 767-5859
 Fax (615) 758-5859
 Tax I.D 62-0814289
 Est. 1970

YOUR LAB OF CHOICE

Quality Control Summary

SDG: L424762

SLR International Corp. - West Linn, OR

Test:	Diesel Range Organics by Method 8015		
Project No:	008.0288.00037	Matrix:	Soil - mg/kg
Project:	Nord Door Project - Everett, WA	EPA ID:	TN00003
Collection Date:	9/24/2009	Analytic Batch:	WG443492
Analysis Date:	10/1/2009	Analyst:	260
Instrument ID:	SVGC13	Extraction Date:	9/30/2009
Sample Numbers:	L424762-01, -02, -04, -05, -03		

Laboratory Control Sample/ Laboratory Control Sample Duplicate

Analyte	Spike	LCS	% Rec		LCS D	% Rec	Control Limits	Qualifier	% RPD	% Control	
			Rec	MSD						Limits	Qualifier
Total Range Organics	60.0	47.9	79.9	50.3	83.9	50-150		4.9	25		

Matrix Spike/Matrix Spike Duplicate

L424746-05

Analyte	Spike		MS	% Rec		MSD	% Rec	Control Limits	% Rec	% RPD	% Control	RPD Qual
	Value	Sample		Rec	MSD							
Total Range Organics	60.0	143	923	1299	968	1375	50-150	J5	4.8	25		



12065 Lebanon Rd
 Mt. Juliet, TN 37122
 (615) 758-5858
 (800) 767-5859
 Fax (615) 758-5859
 Tax I.D 62-0814289
 Est. 1970

YOUR LAB OF CHOICE

Quality Control Summary

SDG: L424762

SLR International Corp. - West Linn, OR

Test:	Diesel Range Organics by Method 8015	Matrix:	Water - mg/L
Project No:	008.0288.00037	EPA ID:	TN00003
Project:	Nord Door Project - Everett, WA	Analytic Batch:	WG443509
Collection Date:	9/24/2009	Analyst:	260
Analysis Date:	10/1/2009	Extraction Date:	10/1/2009
Instrument ID:	SVGC13		
Sample Numbers:	L424762-06		

Laboratory Control Sample/ Laboratory Control Sample Duplicate

Analyte	Spike	LCS	% Rec		Control Limits		Qualifier	% Control	
			Rec	LCSD	Rec	Limits		RPD	Limits
Total Range Organics	1.50	1.48	98.6	1.49	99.6	50-150		1.0	25

Quality Control Summary

SDG: L424762

SLR International Corp. - West Linn, OR

Test:	Semi-Volatiles by Method 8270C	Matrix:	Water - mg/L
Project No:	008.0288.00037	EPA ID:	TN00003
Project:	Nord Door Project - Everett, WA	Analytic Batch:	WG443726
Collection Date:	9/24/2009	Analyst:	145
Analysis Date:	10/2/2009	Extraction Date:	10/1/2009
Instrument ID:	BNAMS2		
Sample Numbers:	L424762-06		

Method Blank

Analyte	CAS	PQL	Qualifiers
Bis(2-chloroethyl)ether	111-44-4	<0.0100	
Phenol	108-95-2	<0.0100	
Benzaldehyde	100-52-7	<0.0100	
2-Chlorophenol	95-57-8	<0.0100	
Bis(2-chloroisopropyl)ether	108-60-1	<0.0100	
2-Methylphenol	95-48-7	<0.0100	
Hexachloroethane	67-72-1	<0.0100	
n-Nitrosodi-n-propylamine	621-64-7	<0.0100	
3&4-methyl phenol	3&4-Methyl Phenol	<0.0100	
Acetophenone	98-86-2	<0.0500	
Nitrobenzene	98-95-3	<0.0100	
Isophorone	78-59-1	<0.0100	
2-Nitrophenol	88-75-5	<0.0100	
2,4-Dimethylphenol	105-67-9	<0.0100	
Bis(2-chlorethoxy)methane	111-91-1	<0.0100	
2,4-Dichlorophenol	120-83-2	<0.0100	
Naphthalene	91-20-3	<0.0050	
4-Chloroaniline	106-47-8	<0.0100	
Hexachloro-1,3-butadiene	87-68-3	<0.0100	
Caprolactam	105-60-2	<0.0100	
4-Chloro-3-methylphenol	59-50-7	<0.0100	
2-Methylnaphthalene	91-57-6	<0.0100	
1,2,4,5-Tetrachlorobenzene	95-94-3	<0.0500	
Hexachlorocyclopentadiene	77-47-4	<0.0100	
2,4,6-Trichlorophenol	88-06-2	<0.0100	
2,4,5-Trichlorophenol	95-95-4	<0.0500	
Biphenyl	92-52-4	<0.0100	
2-Chloronaphthalene	91-58-7	<0.0100	
2-Nitroaniline	88-74-4	<0.0100	
Acenaphthylene	208-96-8	<0.0010	
Dimethyl phthalate	131-11-3	<0.0100	
2,6-Dinitrotoluene	606-20-2	<0.0100	
3-Nitroaniline	99-09-2	<0.0100	
Acenaphthene	83-32-9	<0.0010	
2,4-Dinitrophenol	51-28-5	<0.0100	

Quality Control Summary

SDG: L424762

SLR International Corp. - West Linn, OR

Test:	Semi-Volatiles by Method 8270C	Matrix:	Water - mg/L
Project No:	008.0288.00037	EPA ID:	TN00003
Project:	Nord Door Project - Everett, WA	Analytic Batch:	WG443726
Collection Date:	9/24/2009	Analyst:	145
Analysis Date:	10/2/2009	Extraction Date:	10/1/2009
Instrument ID:	BNAMS2		
Sample Numbers:	L424762-06		

Method Blank

Analyte	CAS	PQL	Qualifiers
Dibenzofuran	132-64-9	<0.0100	
2,4-Dinitrotoluene	121-14-2	<0.0100	
4-Nitrophenol	100-02-7	<0.0100	
Fluorene	86-73-7	<0.0010	
4-Chlorophenyl-phenylether	7005-72-3	<0.0100	
Diethyl phthalate	84-66-2	<0.0100	
4-Nitroaniline	100-01-6	<0.0100	
Atrazine	1912-24-9	<0.0100	
4,6-Dinitro-2-methylphenol	534-52-1	<0.0100	
n-Nitrosodiphenylamine	86-30-6	<0.0100	
4-Bromophenyl-phenylether	101-55-3	<0.0100	
Hexachlorobenzene	118-74-1	<0.0100	
Pentachlorophenol	87-86-5	<0.0010	
Phenanthrene	85-01-8	<0.0010	
Anthracene	120-12-7	<0.0010	
Carbazole	86-74-8	<0.0100	
Di-n-butyl phthalate	84-74-2	<0.0100	
Fluoranthene	206-44-0	<0.0010	
Pyrene	129-00-0	<0.0010	
Benzylbutyl phthalate	85-68-7	<0.0100	
3,3-Dichlorobenzidine	91-94-1	<0.0100	
Benzo(a)anthracene	56-55-3	<0.0010	
Chrysene	218-01-9	<0.0010	
Bis(2-ethylhexyl)phthalate	117-81-7	<0.0060	
Di-n-octyl phthalate	117-84-0	<0.0100	
Benzo(b)fluoranthene	205-99-2	<0.0010	
Benzo(k)fluoranthene	207-08-9	<0.0010	
Benzo(a)pyrene	50-32-8	<0.0010	
Indeno(1,2,3-cd)pyrene	193-39-5	<0.0010	
Dibenz(a,h)anthracene	53-70-3	<0.0010	
Benzo(g,h,i)perylene	191-24-2	<0.0010	

Quality Control Summary

SDG: L424762

SLR International Corp. - West Linn, OR

Test:	Semi-Volatiles by Method 8270C	Matrix:	Soil - mg/kg
Project No:	008.0288.00037	EPA ID:	TN00003
Project:	Nord Door Project - Everett, WA	Analytic Batch:	WG443880
Collection Date:	9/24/2009	Analyst:	145
Analysis Date:	10/5/2009	Extraction Date:	10/2/2009
Instrument ID:	BNAMS4		
Sample Numbers:	L424762-01		

Method Blank

Analyte	CAS	PQL	Qualifiers
Bis(2-chloroethyl)ether	111-44-4	<0.333	
Phenol	108-95-2	<0.333	
Benzaldehyde	100-52-7	<0.333	
2-Chlorophenol	95-57-8	<0.333	
Bis(2-chloroisopropyl)ether	108-60-1	<0.333	
2-Methylphenol	95-48-7	<0.333	
Hexachloroethane	67-72-1	<0.333	
n-Nitrosodi-n-propylamine	621-64-7	<0.333	
3&4-Methyl Phenol	3&4-Methyl Phenol	<0.333	
Acetophenone	98-86-2	<0.333	
Nitrobenzene	98-95-3	<0.333	
Isophorone	78-59-1	<0.333	
2-Nitrophenol	88-75-5	<0.333	
2,4-Dimethylphenol	105-67-9	<0.333	
Bis(2-chlorethoxy)methane	111-91-1	<0.333	
2,4-Dichlorophenol	120-83-2	<0.333	
Naphthalene	91-20-3	<0.033	
4-Chloroaniline	106-47-8	<0.333	
Hexachloro-1,3-butadiene	87-68-3	<0.333	
Caprolactam	105-60-2	<0.333	
4-Chloro-3-methylphenol	59-50-7	<0.333	
2-Methylnaphthalene	91-57-6	<0.033	
1,2,4,5-Tetrachlorobenzene	95-94-3	<0.333	
Hexachlorocyclopentadiene	77-47-4	<0.333	
2,4,6-Trichlorophenol	88-06-2	<0.333	
2,4,5-Trichlorophenol	95-95-4	<0.333	
Biphenyl	92-52-4	<0.333	
2-Chloronaphthalene	91-58-7	<0.033	
2-Nitroaniline	88-74-4	<0.333	
Acenaphthylene	208-96-8	<0.033	
Dimethyl phthalate	131-11-3	<0.333	
2,6-Dinitrotoluene	606-20-2	<0.333	
3-Nitroaniline	99-09-2	<0.333	
Acenaphthene	83-32-9	<0.033	
2,4-Dinitrophenol	51-28-5	<0.333	

Quality Control Summary

SDG: L424762

SLR International Corp. - West Linn, OR

Test:	Semi-Volatiles by Method 8270C	Matrix:	Soil - mg/kg
Project No:	008.0288.00037	EPA ID:	TN00003
Project:	Nord Door Project - Everett, WA	Analytic Batch:	WG443880
Collection Date:	9/24/2009	Analyst:	145
Analysis Date:	10/5/2009	Extraction Date:	10/2/2009
Instrument ID:	BNAMS4		
Sample Numbers:	L424762-01		

Method Blank

Analyte	CAS	PQL	Qualifiers
Dibenzofuran	132-64-9	<0.333	
2,4-Dinitrotoluene	121-14-2	<0.333	
4-Nitrophenol	100-02-7	<0.333	
Fluorene	86-73-7	<0.033	
4-Chlorophenyl-phenylether	7005-72-3	<0.333	
Diethyl phthalate	84-66-2	<0.333	
4-Nitroaniline	100-01-6	<0.333	
Atrazine	1912-24-9	<0.333	
4,6-Dinitro-2-methylphenol	534-52-1	<0.333	
n-Nitrosodiphenylamine	86-30-6	<0.333	
4-Bromophenyl-phenylether	101-55-3	<0.333	
Hexachlorobenzene	118-74-1	<0.333	
Pentachlorophenol	87-86-5	<0.333	
Phenanthrene	85-01-8	<0.033	
Anthracene	120-12-7	<0.033	
Carbazole	86-74-8	<0.333	
Di-n-butyl phthalate	84-74-2	<0.333	
Fluoranthene	206-44-0	<0.033	
Pyrene	129-00-0	<0.033	
Benzylbutyl phthalate	85-68-7	<0.333	
3,3-Dichlorobenzidine	91-94-1	<0.333	
Benzo(a)anthracene	56-55-3	<0.033	
Chrysene	218-01-9	<0.033	
Bis(2-ethylhexyl)phthalate	117-81-7	<0.333	
Di-n-octyl phthalate	117-84-0	<0.333	
Benzo(b)fluoranthene	205-99-2	<0.033	
Benzo(k)fluoranthene	207-08-9	<0.033	
Benzo(a)pyrene	50-32-8	<0.033	
Indeno(1,2,3-cd)pyrene	193-39-5	<0.033	
Dibenz(a,h)anthracene	53-70-3	<0.033	
Benzo(g,h,i)perylene	191-24-2	<0.033	

Quality Control Summary

SDG: L424762

SLR International Corp. - West Linn, OR

Test:	Semi-Volatiles by Method 8270C	Matrix:	Soil - mg/kg
Project No:	008.0288.00037	EPA ID:	TN00003
Project:	Nord Door Project - Everett, WA	Analytic Batch:	WG443937
Collection Date:	9/24/2009	Analyst:	145
Analysis Date:	10/5/2009	Extraction Date:	10/3/2009
Instrument ID:	BNAMS2		
Sample Numbers:	L424762-02, -03		

Method Blank

Analyte	CAS	PQL	Qualifiers
Pentachlorophenol	87-86-5	<0.333	
Bis(2-chloroethyl)ether	111-44-4	<0.333	
Phenol	108-95-2	<0.333	
Benzaldehyde	100-52-7	<0.333	
2-Chlorophenol	95-57-8	<0.333	
Bis(2-chloroisopropyl)ether	108-60-1	<0.333	
2-Methylphenol	95-48-7	<0.333	
Hexachloroethane	67-72-1	<0.333	
n-Nitrosodi-n-propylamine	621-64-7	<0.333	
3&4-Methyl Phenol	3&4-Methyl Phenol	<0.333	
Acetophenone	98-86-2	<0.333	
Nitrobenzene	98-95-3	<0.333	
Isophorone	78-59-1	<0.333	
2-Nitrophenol	88-75-5	<0.333	
2,4-Dimethylphenol	105-67-9	<0.333	
Bis(2-chlorethoxy)methane	111-91-1	<0.333	
2,4-Dichlorophenol	120-83-2	<0.333	
Naphthalene	91-20-3	<0.033	
4-Chloroaniline	106-47-8	<0.333	
Hexachloro-1,3-butadiene	87-68-3	<0.333	
Caprolactam	105-60-2	<0.333	
4-Chloro-3-methylphenol	59-50-7	<0.333	
2-Methylnaphthalene	91-57-6	<0.033	
1,2,4,5-Tetrachlorobenzene	95-94-3	<0.333	
Hexachlorocyclopentadiene	77-47-4	<0.333	
2,4,6-Trichlorophenol	88-06-2	<0.333	
2,4,5-Trichlorophenol	95-95-4	<0.333	
Biphenyl	92-52-4	<0.333	
2-Chloronaphthalene	91-58-7	<0.033	
2-Nitroaniline	88-74-4	<0.333	
Acenaphthylene	208-96-8	<0.033	
Dimethyl phthalate	131-11-3	<0.333	
2,6-Dinitrotoluene	606-20-2	<0.333	
3-Nitroaniline	99-09-2	<0.333	
Acenaphthene	83-32-9	<0.033	

Quality Control Summary

SDG: L424762

SLR International Corp. - West Linn, OR

Test:	Semi-Volatiles by Method 8270C	Matrix:	Soil - mg/kg
Project No:	008.0288.00037	EPA ID:	TN00003
Project:	Nord Door Project - Everett, WA	Analytic Batch:	WG443937
Collection Date:	9/24/2009	Analyst:	145
Analysis Date:	10/5/2009	Extraction Date:	10/3/2009
Instrument ID:	BNAMS2		
Sample Numbers:	L424762-02, -03		

Method Blank

Analyte	CAS	PQL	Qualifiers
2,4-Dinitrophenol	51-28-5	<0.333	
Dibenzofuran	132-64-9	<0.333	
2,4-Dinitrotoluene	121-14-2	<0.333	
4-Nitrophenol	100-02-7	<0.333	
Fluorene	86-73-7	<0.033	
4-Chlorophenyl-phenylether	7005-72-3	<0.333	
Diethyl phthalate	84-66-2	<0.333	
4-Nitroaniline	100-01-6	<0.333	
Atrazine	1912-24-9	<0.333	
4,6-Dinitro-2-methylphenol	534-52-1	<0.333	
n-Nitrosodiphenylamine	86-30-6	<0.333	
4-Bromophenyl-phenylether	101-55-3	<0.333	
Hexachlorobenzene	118-74-1	<0.333	
Phenanthrene	85-01-8	<0.033	
Anthracene	120-12-7	<0.033	
Carbazole	86-74-8	<0.333	
Di-n-butyl phthalate	84-74-2	<0.333	
Fluoranthene	206-44-0	<0.033	
Pyrene	129-00-0	<0.033	
Benzylbutyl phthalate	85-68-7	<0.333	
3,3-Dichlorobenzidine	91-94-1	<0.333	
Benzo(a)anthracene	56-55-3	<0.033	
Chrysene	218-01-9	<0.033	
Bis(2-ethylhexyl)phthalate	117-81-7	<0.333	
Di-n-octyl phthalate	117-84-0	<0.333	
Benzo(b)fluoranthene	205-99-2	<0.033	
Benzo(k)fluoranthene	207-08-9	<0.033	
Benzo(a)pyrene	50-32-8	<0.033	
Indeno(1,2,3-cd)pyrene	193-39-5	<0.033	
Dibenz(a,h)anthracene	53-70-3	<0.033	
Benzo(g,h,i)perylene	191-24-2	<0.033	

Quality Control Summary

SDG: L424762

SLR International Corp. - West Linn, OR

Test:	Semi-Volatiles by Method 8270C	Matrix:	Soil - mg/kg
Project No:	008.0288.00037	EPA ID:	TN00003
Project:	Nord Door Project - Everett, WA	Analytic Batch:	WG444164
Collection Date:	9/24/2009	Analyst:	145
Analysis Date:	10/6/2009	Extraction Date:	10/5/2009
Instrument ID:	BNAMS2		
Sample Numbers:	L424762-04, -05		

Method Blank

Analyte	CAS	PQL	Qualifiers
Bis(2-chloroethyl)ether	111-44-4	<0.333	
Phenol	108-95-2	<0.333	
Benzaldehyde	100-52-7	<0.333	
2-Chlorophenol	95-57-8	<0.333	
Bis(2-chloroisopropyl)ether	108-60-1	<0.333	
2-Methylphenol	95-48-7	<0.333	
Hexachloroethane	67-72-1	<0.333	
n-Nitrosodi-n-propylamine	621-64-7	<0.333	
3&4-Methyl Phenol	3&4-Methyl Phenol	<0.333	
Acetophenone	98-86-2	<0.333	
Nitrobenzene	98-95-3	<0.333	
Isophorone	78-59-1	<0.333	
2-Nitrophenol	88-75-5	<0.333	
2,4-Dimethylphenol	105-67-9	<0.333	
Bis(2-chlorethoxy)methane	111-91-1	<0.333	
2,4-Dichlorophenol	120-83-2	<0.333	
Naphthalene	91-20-3	<0.033	
4-Chloroaniline	106-47-8	<0.333	
Hexachloro-1,3-butadiene	87-68-3	<0.333	
Caprolactam	105-60-2	<0.333	
4-Chloro-3-methylphenol	59-50-7	<0.333	
2-Methylnaphthalene	91-57-6	<0.033	
1,2,4,5-Tetrachlorobenzene	95-94-3	<0.333	
Hexachlorocyclopentadiene	77-47-4	<0.333	
2,4,6-Trichlorophenol	88-06-2	<0.333	
2,4,5-Trichlorophenol	95-95-4	<0.333	
Biphenyl	92-52-4	<0.333	
2-Chloronaphthalene	91-58-7	<0.033	
2-Nitroaniline	88-74-4	<0.333	
Acenaphthylene	208-96-8	<0.033	
Dimethyl phthalate	131-11-3	<0.333	
2,6-Dinitrotoluene	606-20-2	<0.333	
3-Nitroaniline	99-09-2	<0.333	
Acenaphthene	83-32-9	<0.033	
2,4-Dinitrophenol	51-28-5	<0.333	

Quality Control Summary

SDG: L424762

SLR International Corp. - West Linn, OR

Test:	Semi-Volatiles by Method 8270C	Matrix:	Soil - mg/kg
Project No:	008.0288.00037	EPA ID:	TN00003
Project:	Nord Door Project - Everett, WA	Analytic Batch:	WG444164
Collection Date:	9/24/2009	Analyst:	145
Analysis Date:	10/6/2009	Extraction Date:	10/5/2009
Instrument ID:	BNAMS2		
Sample Numbers:	L424762-04, -05		

Method Blank

Analyte	CAS	PQL	Qualifiers
Dibenzofuran	132-64-9	<0.333	
2,4-Dinitrotoluene	121-14-2	<0.333	
4-Nitrophenol	100-02-7	<0.333	
Fluorene	86-73-7	<0.033	
4-Chlorophenyl-phenylether	7005-72-3	<0.333	
Diethyl phthalate	84-66-2	<0.333	
4-Nitroaniline	100-01-6	<0.333	
Atrazine	1912-24-9	<0.333	
4,6-Dinitro-2-methylphenol	534-52-1	<0.333	
n-Nitrosodiphenylamine	86-30-6	<0.333	
4-Bromophenyl-phenylether	101-55-3	<0.333	
Hexachlorobenzene	118-74-1	<0.333	
Pentachlorophenol	87-86-5	<0.333	
Phenanthrene	85-01-8	<0.033	
Anthracene	120-12-7	<0.033	
Carbazole	86-74-8	<0.333	
Di-n-butyl phthalate	84-74-2	<0.333	
Fluoranthene	206-44-0	<0.033	
Pyrene	129-00-0	<0.033	
Benzylbutyl phthalate	85-68-7	<0.333	
3,3-Dichlorobenzidine	91-94-1	<0.333	
Benzo(a)anthracene	56-55-3	<0.033	
Chrysene	218-01-9	<0.033	
Bis(2-ethylhexyl)phthalate	117-81-7	<0.333	
Di-n-octyl phthalate	117-84-0	<0.333	
Benzo(b)fluoranthene	205-99-2	<0.033	
Benzo(k)fluoranthene	207-08-9	<0.033	
Benzo(a)pyrene	50-32-8	<0.033	
Indeno(1,2,3-cd)pyrene	193-39-5	<0.033	
Dibenz(a,h)anthracene	53-70-3	<0.033	
Benzo(g,h,i)perylene	191-24-2	<0.033	



12065 Lebanon Rd
 Mt. Juliet, TN 37122
 (615) 758-5858
 (800) 767-5859
 Fax (615) 758-5859
 Tax I.D 62-0814289
 Est. 1970

YOUR LAB OF CHOICE

Quality Control Summary

SDG: L424762

SLR International Corp. - West Linn, OR

Test:	Semi-Volatiles by Method 8270C-SIM	Matrix:	Soil - mg/kg
Project No:	008.0288.00037	EPA ID:	TN00003
Project:	Nord Door Project - Everett, WA	Analytic Batch:	WG443728
Collection Date:	9/24/2009	Analyst:	0
Analysis Date:	10/4/2009	Extraction Date:	10/2/2009
Instrument ID:	BNAMS9		
Sample Numbers:	L424762-01, -02, -03, -04, -05		

Method Blank

Analyte	CAS	PQL	Qualifiers
Naphthalene	91-20-3	<0.00600	
2-Methylnaphthalene	91-57-6	<0.00600	
1-Methylnaphthalene	90-12-0	<0.00600	
2-Chloronaphthalene	91-58-7	<0.00600	
Acenaphthylene	208-96-8	<0.00600	
Acenaphthene	83-32-9	<0.00600	
Fluorene	86-73-7	<0.00600	
Phenanthrene	85-01-8	<0.00600	
Anthracene	120-12-7	<0.00600	
Fluoranthene	206-44-0	<0.00600	
Pyrene	129-00-0	<0.00600	
Benzo(a)anthracene	56-55-3	<0.00600	
Chrysene	218-01-9	<0.00600	
Benzo(b)fluoranthene	205-99-2	<0.00600	
Benzo(k)fluoranthene	207-08-9	<0.00600	
Benzo(a)pyrene	50-32-8	<0.00600	
Indeno(1,2,3-cd)pyrene	193-39-5	<0.00600	
Dibenz(a,h)anthracene	53-70-3	<0.00600	
Benzo(g,h,i)perylene	191-24-2	<0.00600	

Quality Control Summary

SDG: L424762

SLR International Corp. - West Linn, OR

Test:	Semi-Volatiles by Method 8270C-SIM		
Project No:	008.0288.00037	Matrix:	Water - mg/L
Project:	Nord Door Project - Everett, WA	EPA ID:	TN00003
Collection Date:	9/24/2009	Analytic Batch:	WG444012
Analysis Date:	10/5/2009	Analyst:	0
Instrument ID:	BNAMS3	Extraction Date:	10/4/2009
Sample Numbers:	L424762-06		

Method Blank

Analyte	CAS	PQL	Qualifiers
Naphthalene	91-20-3	<0.000250	
2-Methylnaphthalene	91-57-6	<0.000250	
1-Methylnaphthalene	90-12-0	<0.000250	
2-Chloronaphthalene	91-58-7	<0.000250	
Acenaphthylene	208-96-8	<0.0000500	
Acenaphthene	83-32-9	<0.0000500	
Fluorene	86-73-7	<0.0000500	
Phenanthrene	85-01-8	<0.0000500	
Anthracene	120-12-7	<0.0000500	
Fluoranthene	206-44-0	<0.0000500	
Pyrene	129-00-0	<0.0000500	
Benzo(a)anthracene	56-55-3	<0.0000500	
Chrysene	218-01-9	<0.0000500	
Benzo(b)fluoranthene	205-99-2	<0.0000500	
Benzo(k)fluoranthene	207-08-9	<0.0000500	
Benzo(a)pyrene	50-32-8	<0.0000500	
Indeno(1,2,3-cd)pyrene	193-39-5	<0.0000500	
Dibenz(a,h)anthracene	53-70-3	<0.0000500	
Benzo(g,h,i)perylene	191-24-2	<0.0000500	

Quality Control Summary

SDG: L424762

SLR International Corp. - West Linn, OR

Test:	Semi-volatile Organic Compounds by Method 8270C	Matrix:	Water - mg/L
Project No:	008.0288.00037	EPA ID:	TN00003
Project:	Nord Door Project - Everett, WA	Analytic Batch:	WG443726
Collection Date:	9/24/2009	Analyst:	145
Analysis Date:	10/2/2009 5:32:00 PM	Extraction Date:	10/1/2009
Instrument ID:	BNAMS2		
Sample Numbers:	L424762-06		

Laboratory Control Sample (LCS)

Analyte	True Value	Found	Recovery %	Control Limits	Qualifiers
1,2,4,5-Tetrachlorobenzene	0.0100	0.00668	66.8	39 - 116	
2,4,5-Trichlorophenol	0.0100	0.00934	93.4	48 - 120	
2,4,6-Trichlorophenol	0.0100	0.00792	79.2	49 - 118	
2,4-Dichlorophenol	0.0100	0.00819	81.9	46 - 115	
2,4-Dimethylphenol	0.0100	0.0115	115	40 - 124	
2,4-Dinitrophenol	0.0100	0.00433	43.3	10 - 125	
2,4-Dinitrotoluene	0.0100	0.00858	85.8	56 - 128	
2,6-Dinitrotoluene	0.0100	0.00864	86.4	56 - 121	
2-Chloronaphthalene	0.0100	0.00787	78.7	44 - 110	
2-Chlorophenol	0.0100	0.00736	73.6	38 - 114	
2-Methylnaphthalene	0.0100	0.00807	80.7	28 - 122	
2-Methylphenol	0.0100	0.00684	68.4	42 - 99	
2-Nitroaniline	0.0100	0.00890	89.0	55 - 124	
2-Nitrophenol	0.0100	0.00820	82.0	35 - 118	
3&4-Methyl Phenol	0.0100	0.00698	69.8	36 - 102	
3,3-Dichlorobenzidine	0.0100	0.00800	80.0	46 - 145	
3-Nitroaniline	0.0100	0.00894	89.4	39 - 141	
4,6-Dinitro-2-methylphenol	0.0100	0.00607	60.7	24 - 119	
4-Bromophenyl-phenylether	0.0100	0.00941	94.1	45 - 105	
4-Chloro-3-methylphenol	0.0100	0.00782	78.2	47 - 116	
4-Chloroaniline	0.0100	0.00905	90.5	21 - 151	
4-Chlorophenyl-phenylether	0.0100	0.00935	93.5	49 - 116	
4-Nitroaniline	0.0100	0.00960	96.0	43 - 144	
4-Nitrophenol	0.0100	0.00238	23.8	10 - 66	
Acenaphthene	0.0100	0.00887	88.7	48 - 110	
Acenaphthylene	0.0100	0.00882	88.2	48 - 113	
Acetophenone	0.0100	0.00738	73.8	35 - 98	
Anthracene	0.0100	0.0101	101	55 - 127	
Atrazine	0.0100	0.00899	89.9	43 - 159	
Benzaldehyde	0.0100	0.00430	43.0	1 - 78	
Benzo(a)anthracene	0.0100	0.00952	95.2	57 - 115	
Benzo(a)pyrene	0.0100	0.00882	88.2	63 - 125	
Benzo(b)fluoranthene	0.0100	0.00834	83.4	50 - 123	
Benzo(g,h,i)perylene	0.0100	0.00676	67.6	39 - 143	
Benzo(k)fluoranthene	0.0100	0.00835	83.5	45 - 126	

Quality Control Summary

SDG: L424762

SLR International Corp. - West Linn, OR

Test:	Semi-volatile Organic Compounds by Method 8270C		
Project No:	008.0288.00037	Matrix:	Water - mg/L
Project:	Nord Door Project - Everett, WA	EPA ID:	TN00003
Collection Date:	9/24/2009	Analytic Batch:	WG443726
Analysis Date:	10/2/2009 5:32:00 PM	Analyst:	145
Instrument ID:	BNAMS2	Extraction Date:	10/1/2009
Sample Numbers:	L424762-06		

Laboratory Control Sample (LCS)

Analyte	True Value	Found	Recovery %	Control Limits	Qualifiers
Benzylbutyl phthalate	0.0100	0.00162	16.2	22 - 154	J4
Biphenyl	0.0100	0.00809	80.9	45 - 111	
Bis(2-chlorethoxy)methane	0.0100	0.00915	91.5	42 - 116	
Bis(2-chloroethyl)ether	0.0100	0.00786	78.6	26 - 115	
Bis(2-chloroisopropyl)ether	0.0100	0.00781	78.1	32 - 115	
Bis(2-ethylhexyl)phthalate	0.0100	0.00920	92.0	47 - 143	
Caprolactam	0.0100	0.00178	17.8	11 - 33	
Carbazole	0.0100	0.00927	92.7	49 - 133	
Chrysene	0.0100	0.00930	93.0	58 - 113	
Dibenz(a,h)anthracene	0.0100	0.00665	66.5	39 - 144	
Dibenzofuran	0.0100	0.00846	84.6	50 - 121	
Diethyl phthalate	0.0100	0.00224	22.4	36 - 128	J4
Dimethyl phthalate	0.0100	0.000366	3.7	10 - 135	J4
Di-n-butyl phthalate	0.0100	0.00455	45.5	51 - 131	J4
Di-n-octyl phthalate	0.0100	0.00846	84.6	51 - 138	
Fluoranthene	0.0100	0.00982	98.2	53 - 119	
Fluorene	0.0100	0.00912	91.2	49 - 116	
Hexachloro-1,3-butadiene	0.0100	0.00715	71.5	21 - 116	
Hexachlorobenzene	0.0100	0.00834	83.4	51 - 121	
Hexachlorocyclopentadiene	0.0100	0.00380	38.0	4 - 126	
Hexachloroethane	0.0100	0.00654	65.4	15 - 109	
Indeno(1,2,3-cd)pyrene	0.0100	0.00672	67.2	40 - 143	
Isophorone	0.0100	0.00820	82.0	48 - 126	
Naphthalene	0.0100	0.00741	74.1	29 - 103	
Nitrobenzene	0.0100	0.00693	69.3	31 - 105	
n-Nitrosodi-n-propylamine	0.0100	0.00885	88.5	47 - 122	
n-Nitrosodiphenylamine	0.0100	0.00960	96.0	59 - 143	
Pentachlorophenol	0.0100	0.00580	58.0	20 - 122	
Phenanthrene	0.0100	0.00897	89.7	54 - 112	
Phenol	0.0100	0.00299	29.9	17 - 52	
Pyrene	0.0100	0.00955	95.5	46 - 130	

Quality Control Summary

SDG: L424762

SLR International Corp. - West Linn, OR

Test:	Semi-volatile Organic Compounds by Method 8270C	Matrix:	Water - mg/L
Project No:	008.0288.00037	EPA ID:	TN00003
Project:	Nord Door Project - Everett, WA	Analytic Batch:	WG443726
Collection Date:	9/24/2009	Analyst:	145
Analysis Date:	10/2/2009 5:32:00 PM	Extraction Date:	10/1/2009
Instrument ID:	BNAMS2		
Sample Numbers:	L424762-06		

Laboratory Control Sample Duplicate (LCSD)

Analyte	True Value	Found	Recovery %	Control Limits	Qualifiers
1,2,4,5-Tetrachlorobenzene	0.0100	0.00595	59.5	39 - 116	
2,4,5-Trichlorophenol	0.0100	0.00842	84.2	48 - 120	
2,4,6-Trichlorophenol	0.0100	0.00672	67.2	49 - 118	
2,4-Dichlorophenol	0.0100	0.00712	71.2	46 - 115	
2,4-Dimethylphenol	0.0100	0.00888	88.8	40 - 124	
2,4-Dinitrophenol	0.0100	0.00352	35.2	10 - 125	
2,4-Dinitrotoluene	0.0100	0.00737	73.7	56 - 128	
2,6-Dinitrotoluene	0.0100	0.00720	72.0	56 - 121	
2-Chloronaphthalene	0.0100	0.00679	67.9	44 - 110	
2-Chlorophenol	0.0100	0.00619	61.9	38 - 114	
2-Methylnaphthalene	0.0100	0.00701	70.1	28 - 122	
2-Methylphenol	0.0100	0.00587	58.7	42 - 99	
2-Nitroaniline	0.0100	0.00759	75.9	55 - 124	
2-Nitrophenol	0.0100	0.00704	70.4	35 - 118	
3&4-Methyl Phenol	0.0100	0.00608	60.8	36 - 102	
3,3-Dichlorobenzidine	0.0100	0.00694	69.4	46 - 145	
3-Nitroaniline	0.0100	0.00750	75.0	39 - 141	
4,6-Dinitro-2-methylphenol	0.0100	0.00464	46.4	24 - 119	
4-Bromophenyl-phenylether	0.0100	0.00817	81.7	45 - 105	
4-Chloro-3-methylphenol	0.0100	0.00675	67.5	47 - 116	
4-Chloroaniline	0.0100	0.00795	79.5	21 - 151	
4-Chlorophenyl-phenylether	0.0100	0.00808	80.8	49 - 116	
4-Nitroaniline	0.0100	0.00818	81.8	43 - 144	
4-Nitrophenol	0.0100	0.00196	19.6	10 - 66	
Acenaphthene	0.0100	0.00733	73.3	48 - 110	
Acenaphthylene	0.0100	0.00758	75.8	48 - 113	
Acetophenone	0.0100	0.00633	63.3	35 - 98	
Anthracene	0.0100	0.00861	86.1	55 - 127	
Atrazine	0.0100	0.00793	79.3	43 - 159	
Benzaldehyde	0.0100	0.00348	34.8	1 - 78	
Benzo(a)anthracene	0.0100	0.00793	79.3	57 - 115	
Benzo(a)pyrene	0.0100	0.00748	74.8	63 - 125	
Benzo(b)fluoranthene	0.0100	0.00697	69.7	50 - 123	
Benzo(g,h,i)perylene	0.0100	0.00598	59.8	39 - 143	
Benzo(k)fluoranthene	0.0100	0.00699	69.9	45 - 126	

Quality Control Summary

SDG: L424762

SLR International Corp. - West Linn, OR

Test:	Semi-volatile Organic Compounds by Method 8270C		
Project No:	008.0288.00037	Matrix:	Water - mg/L
Project:	Nord Door Project - Everett, WA	EPA ID:	TN00003
Collection Date:	9/24/2009	Analytic Batch:	WG443726
Analysis Date:	10/2/2009 5:32:00 PM	Analyst:	145
Instrument ID:	BNAMS2	Extraction Date:	10/1/2009
Sample Numbers:	L424762-06		

Laboratory Control Sample Duplicate (LCSD)

Analyte	True Value	Found	Recovery %	Control Limits	Qualifiers
Benzylbutyl phthalate	0.0100	0.00291	29.1	22 - 154	
Biphenyl	0.0100	0.00695	69.5	45 - 111	
Bis(2-chlorethoxy)methane	0.0100	0.00790	79.0	42 - 116	
Bis(2-chloroethyl)ether	0.0100	0.00663	66.3	26 - 115	
Bis(2-chloroisopropyl)ether	0.0100	0.00662	66.2	32 - 115	
Bis(2-ethylhexyl)phthalate	0.0100	0.00839	83.9	47 - 143	
Caprolactam	0.0100	0.00156	15.6	11 - 33	
Carbazole	0.0100	0.00810	81.0	49 - 133	
Chrysene	0.0100	0.00860	86.0	58 - 113	
Dibenz(a,h)anthracene	0.0100	0.00587	58.7	39 - 144	
Dibenzofuran	0.0100	0.00727	72.7	50 - 121	
Diethyl phthalate	0.0100	0.00365	36.5	36 - 128	
Dimethyl phthalate	0.0100	0.00150	15.0	10 - 135	
Di-n-butyl phthalate	0.0100	0.00571	57.1	51 - 131	
Di-n-octyl phthalate	0.0100	0.00807	80.7	51 - 138	
Fluoranthene	0.0100	0.00828	82.8	53 - 119	
Fluorene	0.0100	0.00773	77.3	49 - 116	
Hexachloro-1,3-butadiene	0.0100	0.00597	59.7	21 - 116	
Hexachlorobenzene	0.0100	0.00727	72.7	51 - 121	
Hexachlorocyclopentadiene	0.0100	0.00277	27.7	4 - 126	
Hexachloroethane	0.0100	0.00498	49.8	15 - 109	
Indeno(1,2,3-cd)pyrene	0.0100	0.00590	59.0	40 - 143	
Isophorone	0.0100	0.00704	70.4	48 - 126	
Naphthalene	0.0100	0.00633	63.3	29 - 103	
Nitrobenzene	0.0100	0.00584	58.4	31 - 105	
n-Nitrosodi-n-propylamine	0.0100	0.00780	78.0	47 - 122	
n-Nitrosodiphenylamine	0.0100	0.00816	81.6	59 - 143	
Pentachlorophenol	0.0100	0.00502	50.2	20 - 122	
Phenanthrene	0.0100	0.00774	77.4	54 - 112	
Phenol	0.0100	0.00251	25.1	17 - 52	
Pyrene	0.0100	0.00781	78.1	46 - 130	

Quality Control Summary

SDG: L424762

SLR International Corp. - West Linn, OR

Test:	Semi-volatile Organic Compounds by Method 8270C	Matrix:	Soil - mg/kg
Project No:	008.0288.00037	EPA ID:	TN00003
Project:	Nord Door Project - Everett, WA	Analytic Batch:	WG443880
Collection Date:	9/24/2009	Analyst:	145
Analysis Date:	10/5/2009 8:18:00 PM	Extraction Date:	10/2/2009
Instrument ID:	BNAMS4		
Sample Numbers:	L424762-01		

Laboratory Control Sample (LCS)

Analyte	True Value	Found	Recovery %	Control Limits	Qualifiers
1,2,4,5-Tetrachlorobenzene	0.333	0.274	82.4	51 - 112	
2,4,5-Trichlorophenol	0.333	0.289	86.7	53 - 110	
2,4,6-Trichlorophenol	0.333	0.242	72.8	56 - 109	
2,4-Dichlorophenol	0.333	0.283	85.0	54 - 107	
2,4-Dimethylphenol	0.333	0.435	131	58 - 119	J4
2,4-Dinitrophenol	0.333	0.291	87.5	16 - 130	
2,4-Dinitrotoluene	0.333	0.274	82.3	53 - 120	
2,6-Dinitrotoluene	0.333	0.267	80.3	56 - 113	
2-Chloronaphthalene	0.333	0.268	80.6	55 - 103	
2-Chlorophenol	0.333	0.268	80.5	52 - 108	
2-Methylnaphthalene	0.333	0.280	84.0	52 - 107	
2-Methylphenol	0.333	0.302	90.8	58 - 116	
2-Nitroaniline	0.333	0.287	86.2	54 - 116	
2-Nitrophenol	0.333	0.268	80.6	38 - 110	
3&4-Methyl Phenol	0.333	0.327	98.2	60 - 136	
3,3-Dichlorobenzidine	0.333	0.252	75.6	24 - 123	
3-Nitroaniline	0.333	0.280	84.1	17 - 135	
4,6-Dinitro-2-methylphenol	0.333	0.303	91.1	34 - 111	
4-Bromophenyl-phenylether	0.333	0.356	107	47 - 98	J4
4-Chloro-3-methylphenol	0.333	0.271	81.4	54 - 116	
4-Chloroaniline	0.333	0.313	94.0	18 - 130	
4-Chlorophenyl-phenylether	0.333	0.292	87.6	55 - 106	
4-Nitroaniline	0.333	0.241	72.3	16 - 133	
4-Nitrophenol	0.333	0.255	76.5	34 - 123	
Acenaphthene	0.333	0.264	79.1	54 - 102	
Acenaphthylene	0.333	0.277	83.2	56 - 104	
Acetophenone	0.333	0.230	69.0	42 - 92	
Anthracene	0.333	0.321	96.4	57 - 112	
Atrazine	0.333	0.285	85.5	40 - 143	
Benzaldehyde	0.333	0.142	42.7	0 - 69	
Benzo(a)anthracene	0.333	0.281	84.3	55 - 105	
Benzo(a)pyrene	0.333	0.271	81.3	59 - 114	
Benzo(b)fluoranthene	0.333	0.244	73.2	44 - 116	
Benzo(g,h,i)perylene	0.333	0.263	78.9	41 - 127	
Benzo(k)fluoranthene	0.333	0.267	80.2	36 - 119	

Quality Control Summary

SDG: L424762

SLR International Corp. - West Linn, OR

Test:	Semi-volatile Organic Compounds by Method 8270C		
Project No:	008.0288.00037	Matrix:	Soil - mg/kg
Project:	Nord Door Project - Everett, WA	EPA ID:	TN00003
Collection Date:	9/24/2009	Analytic Batch:	WG443880
Analysis Date:	10/5/2009 8:18:00 PM	Analyst:	145
Instrument ID:	BNAMS4	Extraction Date:	10/2/2009
Sample Numbers:	L424762-01		

Laboratory Control Sample (LCS)

Analyte	True Value	Found	Recovery %	Control Limits	Qualifiers
Benzylbutyl phthalate	0.333	0.410	123	57 - 130	
Biphenyl	0.333	0.267	80.2	54 - 103	
Bis(2-chloroethoxy)methane	0.333	0.332	99.8	52 - 107	
Bis(2-chloroethyl)ether	0.333	0.328	98.4	38 - 115	
Bis(2-chloroisopropyl)ether	0.333	0.318	95.6	49 - 106	
Bis(2-ethylhexyl)phthalate	0.333	0.399	120	50 - 130	
Caprolactam	0.333	0.266	79.9	43 - 131	
Carbazole	0.333	0.266	79.9	42 - 120	
Chrysene	0.333	0.293	88.0	54 - 103	
Dibenz(a,h)anthracene	0.333	0.251	75.3	42 - 128	
Dibenzofuran	0.333	0.257	77.2	56 - 111	
Diethyl phthalate	0.333	0.310	93.0	57 - 110	
Dimethyl phthalate	0.333	0.316	94.8	57 - 108	
Di-n-butyl phthalate	0.333	0.371	111	56 - 121	
Di-n-octyl phthalate	0.333	0.375	113	50 - 128	
Fluoranthene	0.333	0.277	83.1	51 - 109	
Fluorene	0.333	0.260	77.9	53 - 106	
Hexachloro-1,3-butadiene	0.333	0.285	85.5	46 - 110	
Hexachlorobenzene	0.333	0.337	101	51 - 117	
Hexachlorocyclopentadiene	0.333	0.239	71.9	21 - 127	
Hexachloroethane	0.333	0.243	73.1	43 - 104	
Indeno(1,2,3-cd)pyrene	0.333	0.250	74.9	42 - 127	
Isophorone	0.333	0.272	81.6	56 - 116	
Naphthalene	0.333	0.274	82.2	46 - 97	
Nitrobenzene	0.333	0.254	76.3	46 - 102	
n-Nitrosodi-n-propylamine	0.333	0.304	91.2	54 - 113	
n-Nitrosodiphenylamine	0.333	0.322	96.7	66 - 126	
Pentachlorophenol	0.333	0.312	93.7	37 - 118	
Phenanthrene	0.333	0.266	79.8	56 - 102	
Phenol	0.333	0.270	81.1	55 - 115	
Pyrene	0.333	0.308	92.4	53 - 111	

Quality Control Summary

SDG: L424762

SLR International Corp. - West Linn, OR

Test:	Semi-volatile Organic Compounds by Method 8270C	Matrix:	Soil - mg/kg
Project No:	008.0288.00037	EPA ID:	TN00003
Project:	Nord Door Project - Everett, WA	Analytic Batch:	WG443880
Collection Date:	9/24/2009	Analyst:	145
Analysis Date:	10/5/2009 8:18:00 PM	Extraction Date:	10/2/2009
Instrument ID:	BNAMS4		
Sample Numbers:	L424762-01		

Laboratory Control Sample Duplicate (LCSD)

Analyte	True Value	Found	Recovery %	Control Limits	Qualifiers
1,2,4,5-Tetrachlorobenzene	0.333	0.241	72.5	51 - 112	
2,4,5-Trichlorophenol	0.333	0.273	81.9	53 - 110	
2,4,6-Trichlorophenol	0.333	0.220	66.1	56 - 109	
2,4-Dichlorophenol	0.333	0.243	73.0	54 - 107	
2,4-Dimethylphenol	0.333	0.374	112	58 - 119	
2,4-Dinitrophenol	0.333	0.254	76.4	16 - 130	
2,4-Dinitrotoluene	0.333	0.258	77.4	53 - 120	
2,6-Dinitrotoluene	0.333	0.264	79.3	56 - 113	
2-Chloronaphthalene	0.333	0.249	74.8	55 - 103	
2-Chlorophenol	0.333	0.227	68.0	52 - 108	
2-Methylnaphthalene	0.333	0.244	73.3	52 - 107	
2-Methylphenol	0.333	0.261	78.3	58 - 116	
2-Nitroaniline	0.333	0.253	76.0	54 - 116	
2-Nitrophenol	0.333	0.234	70.2	38 - 110	
3&4-Methyl Phenol	0.333	0.293	87.9	60 - 136	
3,3-Dichlorobenzidine	0.333	0.249	74.9	24 - 123	
3-Nitroaniline	0.333	0.255	76.7	17 - 135	
4,6-Dinitro-2-methylphenol	0.333	0.271	81.4	34 - 111	
4-Bromophenyl-phenylether	0.333	0.326	97.9	47 - 98	
4-Chloro-3-methylphenol	0.333	0.243	73.1	54 - 116	
4-Chloroaniline	0.333	0.266	79.9	18 - 130	
4-Chlorophenyl-phenylether	0.333	0.277	83.2	55 - 106	
4-Nitroaniline	0.333	0.227	68.2	16 - 133	
4-Nitrophenol	0.333	0.248	74.5	34 - 123	
Acenaphthene	0.333	0.255	76.4	54 - 102	
Acenaphthylene	0.333	0.261	78.5	56 - 104	
Acetophenone	0.333	0.196	58.8	42 - 92	
Anthracene	0.333	0.299	89.9	57 - 112	
Atrazine	0.333	0.268	80.5	40 - 143	
Benzaldehyde	0.333	0.123	37.0	0 - 69	
Benzo(a)anthracene	0.333	0.262	78.8	55 - 105	
Benzo(a)pyrene	0.333	0.256	77.0	59 - 114	
Benzo(b)fluoranthene	0.333	0.232	69.5	44 - 116	
Benzo(g,h,i)perylene	0.333	0.242	72.6	41 - 127	
Benzo(k)fluoranthene	0.333	0.250	75.0	36 - 119	

Quality Control Summary

SDG: L424762

SLR International Corp. - West Linn, OR

Test:	Semi-volatile Organic Compounds by Method 8270C		
Project No:	008.0288.00037	Matrix:	Soil - mg/kg
Project:	Nord Door Project - Everett, WA	EPA ID:	TN00003
Collection Date:	9/24/2009	Analytic Batch:	WG443880
Analysis Date:	10/5/2009 8:18:00 PM	Analyst:	145
Instrument ID:	BNAMS4	Extraction Date:	10/2/2009
Sample Numbers:	L424762-01		

Laboratory Control Sample Duplicate (LCSD)

Analyte	True Value	Found	Recovery %	Control Limits	Qualifiers
Benzylbutyl phthalate	0.333	0.383	115	57 - 130	
Biphenyl	0.333	0.247	74.0	54 - 103	
Bis(2-chloroethoxy)methane	0.333	0.297	89.2	52 - 107	
Bis(2-chloroethyl)ether	0.333	0.276	82.9	38 - 115	
Bis(2-chloroisopropyl)ether	0.333	0.275	82.5	49 - 106	
Bis(2-ethylhexyl)phthalate	0.333	0.382	115	50 - 130	
Caprolactam	0.333	0.252	75.8	43 - 131	
Carbazole	0.333	0.254	76.3	42 - 120	
Chrysene	0.333	0.279	83.6	54 - 103	
Dibenz(a,h)anthracene	0.333	0.230	69.1	42 - 128	
Dibenzofuran	0.333	0.243	73.1	56 - 111	
Diethyl phthalate	0.333	0.296	89.0	57 - 110	
Dimethyl phthalate	0.333	0.303	91.1	57 - 108	
Di-n-butyl phthalate	0.333	0.352	106	56 - 121	
Di-n-octyl phthalate	0.333	0.368	111	50 - 128	
Fluoranthene	0.333	0.260	78.0	51 - 109	
Fluorene	0.333	0.248	74.5	53 - 106	
Hexachloro-1,3-butadiene	0.333	0.238	71.3	46 - 110	
Hexachlorobenzene	0.333	0.307	92.1	51 - 117	
Hexachlorocyclopentadiene	0.333	0.209	62.7	21 - 127	
Hexachloroethane	0.333	0.196	58.9	43 - 104	
Indeno(1,2,3-cd)pyrene	0.333	0.236	70.8	42 - 127	
Isophorone	0.333	0.240	72.2	56 - 116	
Naphthalene	0.333	0.232	69.6	46 - 97	
Nitrobenzene	0.333	0.219	65.6	46 - 102	
n-Nitrosodi-n-propylamine	0.333	0.274	82.3	54 - 113	
n-Nitrosodiphenylamine	0.333	0.307	92.1	66 - 126	
Pentachlorophenol	0.333	0.287	86.0	37 - 118	
Phenanthrene	0.333	0.251	75.4	56 - 102	
Phenol	0.333	0.232	69.5	55 - 115	
Pyrene	0.333	0.293	87.9	53 - 111	

Quality Control Summary

SDG: L424762

SLR International Corp. - West Linn, OR

Test:	Semi-volatile Organic Compounds by Method 8270C	Matrix:	Soil - mg/kg
Project No:	008.0288.00037	EPA ID:	TN00003
Project:	Nord Door Project - Everett, WA	Analytic Batch:	WG443937
Collection Date:	9/24/2009	Analyst:	145
Analysis Date:	10/7/2009 3:44:00 PM	Extraction Date:	10/3/2009
Instrument ID:	BNAMS2		
Sample Numbers:	L424762-02, -03		

Laboratory Control Sample (LCS)

Analyte	True Value	Found	Recovery %	Control Limits	Qualifiers
1,2,4,5-Tetrachlorobenzene	0.333	0.245	73.7	51 - 112	
2,4,5-Trichlorophenol	0.333	0.270	81.2	53 - 110	
2,4,6-Trichlorophenol	0.333	0.237	71.1	56 - 109	
2,4-Dichlorophenol	0.333	0.256	77.0	54 - 107	
2,4-Dimethylphenol	0.333	0.397	119	58 - 119	J4
2,4-Dinitrophenol	0.333	0.148	44.6	16 - 130	
2,4-Dinitrotoluene	0.333	0.245	73.5	53 - 120	
2,6-Dinitrotoluene	0.333	0.233	69.9	56 - 113	
2-Chloronaphthalene	0.333	0.243	73.0	55 - 103	
2-Chlorophenol	0.333	0.250	75.1	52 - 108	
2-Methylnaphthalene	0.333	0.261	78.3	52 - 107	
2-Methylphenol	0.333	0.262	78.6	58 - 116	
2-Nitroaniline	0.333	0.252	75.7	54 - 116	
2-Nitrophenol	0.333	0.261	78.4	38 - 110	
3&4-Methyl Phenol	0.333	0.301	90.5	60 - 136	
3,3-Dichlorobenzidine	0.333	0.217	65.2	24 - 123	
3-Nitroaniline	0.333	0.252	75.6	17 - 135	
4,6-Dinitro-2-methylphenol	0.333	0.201	60.2	34 - 111	
4-Bromophenyl-phenylether	0.333	0.300	90.1	47 - 98	
4-Chloro-3-methylphenol	0.333	0.260	78.1	54 - 116	
4-Chloroaniline	0.333	0.283	85.1	18 - 130	
4-Chlorophenyl-phenylether	0.333	0.286	85.9	55 - 106	
4-Nitroaniline	0.333	0.270	81.1	16 - 133	
4-Nitrophenol	0.333	0.251	75.5	34 - 123	
Acenaphthene	0.333	0.254	76.2	54 - 102	
Acenaphthylene	0.333	0.262	78.6	56 - 104	
Acetophenone	0.333	0.197	59.2	42 - 92	
Anthracene	0.333	0.297	89.2	57 - 112	
Atrazine	0.333	0.250	75.0	40 - 143	
Benzaldehyde	0.333	0.130	38.9	0 - 69	
Benzo(a)anthracene	0.333	0.261	78.3	55 - 105	
Benzo(a)pyrene	0.333	0.248	74.6	59 - 114	
Benzo(b)fluoranthene	0.333	0.218	65.5	44 - 116	
Benzo(g,h,i)perylene	0.333	0.199	59.6	41 - 127	
Benzo(k)fluoranthene	0.333	0.234	70.4	36 - 119	

Quality Control Summary

SDG: L424762

SLR International Corp. - West Linn, OR

Test:	Semi-volatile Organic Compounds by Method 8270C		
Project No:	008.0288.00037	Matrix:	Soil - mg/kg
Project:	Nord Door Project - Everett, WA	EPA ID:	TN00003
Collection Date:	9/24/2009	Analytic Batch:	WG443937
Analysis Date:	10/7/2009 3:44:00 PM	Analyst:	145
Instrument ID:	BNAMS2	Extraction Date:	10/3/2009
Sample Numbers:	L424762-02, -03		

Laboratory Control Sample (LCS)

Analyte	True Value	Found	Recovery %	Control Limits	Qualifiers
Benzylbutyl phthalate	0.333	0.308	92.6	57 - 130	
Biphenyl	0.333	0.249	74.8	54 - 103	
Bis(2-chloroethoxy)methane	0.333	0.307	92.3	52 - 107	
Bis(2-chloroethyl)ether	0.333	0.298	89.6	38 - 115	
Bis(2-chloroisopropyl)ether	0.333	0.282	84.7	49 - 106	
Bis(2-ethylhexyl)phthalate	0.333	0.292	87.7	50 - 130	
Caprolactam	0.333	0.240	72.1	43 - 131	
Carbazole	0.333	0.268	80.6	42 - 120	
Chrysene	0.333	0.269	80.9	54 - 103	
Dibenz(a,h)anthracene	0.333	0.195	58.7	42 - 128	
Dibenzofuran	0.333	0.244	73.4	56 - 111	
Diethyl phthalate	0.333	0.282	84.8	57 - 110	
Dimethyl phthalate	0.333	0.281	84.3	57 - 108	
Di-n-butyl phthalate	0.333	0.309	92.7	56 - 121	
Di-n-octyl phthalate	0.333	0.292	87.8	50 - 128	
Fluoranthene	0.333	0.281	84.5	51 - 109	
Fluorene	0.333	0.260	78.2	53 - 106	
Hexachloro-1,3-butadiene	0.333	0.265	79.7	46 - 110	
Hexachlorobenzene	0.333	0.262	78.8	51 - 117	
Hexachlorocyclopentadiene	0.333	0.145	43.5	21 - 127	
Hexachloroethane	0.333	0.221	66.3	43 - 104	
Indeno(1,2,3-cd)pyrene	0.333	0.195	58.6	42 - 127	
Isophorone	0.333	0.246	73.7	56 - 116	
Naphthalene	0.333	0.257	77.2	46 - 97	
Nitrobenzene	0.333	0.242	72.6	46 - 102	
n-Nitrosodi-n-propylamine	0.333	0.283	85.0	54 - 113	
n-Nitrosodiphenylamine	0.333	0.295	88.6	66 - 126	
Pentachlorophenol	0.333	0.219	65.8	37 - 118	
Phenanthrene	0.333	0.261	78.4	56 - 102	
Phenol	0.333	0.273	82.0	55 - 115	
Pyrene	0.333	0.258	77.5	53 - 111	

Quality Control Summary

SDG: L424762

SLR International Corp. - West Linn, OR

Test:	Semi-volatile Organic Compounds by Method 8270C	Matrix:	Soil - mg/kg
Project No:	008.0288.00037	EPA ID:	TN00003
Project:	Nord Door Project - Everett, WA	Analytic Batch:	WG443937
Collection Date:	9/24/2009	Analyst:	145
Analysis Date:	10/7/2009 3:44:00 PM	Extraction Date:	10/3/2009
Instrument ID:	BNAMS2		
Sample Numbers:	L424762-02, -03		

Laboratory Control Sample Duplicate (LCSD)

Analyte	True Value	Found	Recovery %	Control Limits	Qualifiers
1,2,4,5-Tetrachlorobenzene	0.333	0.291	87.4	51 - 112	
2,4,5-Trichlorophenol	0.333	0.354	106	53 - 110	
2,4,6-Trichlorophenol	0.333	0.302	90.7	56 - 109	
2,4-Dichlorophenol	0.333	0.316	94.9	54 - 107	
2,4-Dimethylphenol	0.333	0.485	146	58 - 119	J4
2,4-Dinitrophenol	0.333	0.165	49.7	16 - 130	
2,4-Dinitrotoluene	0.333	0.316	94.9	53 - 120	
2,6-Dinitrotoluene	0.333	0.297	89.1	56 - 113	
2-Chloronaphthalene	0.333	0.315	94.7	55 - 103	
2-Chlorophenol	0.333	0.313	94.0	52 - 108	
2-Methylnaphthalene	0.333	0.329	98.8	52 - 107	
2-Methylphenol	0.333	0.333	100	58 - 116	
2-Nitroaniline	0.333	0.321	96.4	54 - 116	
2-Nitrophenol	0.333	0.318	95.5	38 - 110	
3&4-Methyl Phenol	0.333	0.378	114	60 - 136	
3,3-Dichlorobenzidine	0.333	0.272	81.6	24 - 123	
3-Nitroaniline	0.333	0.314	94.3	17 - 135	
4,6-Dinitro-2-methylphenol	0.333	0.233	69.9	34 - 111	
4-Bromophenyl-phenylether	0.333	0.368	110	47 - 98	J4
4-Chloro-3-methylphenol	0.333	0.321	96.4	54 - 116	
4-Chloroaniline	0.333	0.336	101	18 - 130	
4-Chlorophenyl-phenylether	0.333	0.368	110	55 - 106	J4
4-Nitroaniline	0.333	0.341	102	16 - 133	
4-Nitrophenol	0.333	0.321	96.3	34 - 123	
Acenaphthene	0.333	0.318	95.4	54 - 102	
Acenaphthylene	0.333	0.334	100	56 - 104	
Acetophenone	0.333	0.254	76.3	42 - 92	
Anthracene	0.333	0.365	110	57 - 112	
Atrazine	0.333	0.325	97.7	40 - 143	
Benzaldehyde	0.333	0.168	50.4	0 - 69	
Benzo(a)anthracene	0.333	0.323	96.9	55 - 105	
Benzo(a)pyrene	0.333	0.315	94.7	59 - 114	
Benzo(b)fluoranthene	0.333	0.312	93.8	44 - 116	
Benzo(g,h,i)perylene	0.333	0.266	79.8	41 - 127	
Benzo(k)fluoranthene	0.333	0.255	76.7	36 - 119	

Quality Control Summary

SDG: L424762

SLR International Corp. - West Linn, OR

Test:	Semi-volatile Organic Compounds by Method 8270C		
Project No:	008.0288.00037	Matrix:	Soil - mg/kg
Project:	Nord Door Project - Everett, WA	EPA ID:	TN00003
Collection Date:	9/24/2009	Analytic Batch:	WG443937
Analysis Date:	10/7/2009 3:44:00 PM	Analyst:	145
Instrument ID:	BNAMS2	Extraction Date:	10/3/2009
Sample Numbers:	L424762-02, -03		

Laboratory Control Sample Duplicate (LCSD)

Analyte	True Value	Found	Recovery %	Control Limits	Qualifiers
Benzylbutyl phthalate	0.333	0.386	116	57 - 130	
Biphenyl	0.333	0.311	93.3	54 - 103	
Bis(2-chlorethoxy)methane	0.333	0.369	111	52 - 107	J4
Bis(2-chloroethyl)ether	0.333	0.346	104	38 - 115	
Bis(2-chloroisopropyl)ether	0.333	0.341	102	49 - 106	
Bis(2-ethylhexyl)phthalate	0.333	0.368	111	50 - 130	
Caprolactam	0.333	0.291	87.3	43 - 131	
Carbazole	0.333	0.335	101	42 - 120	
Chrysene	0.333	0.332	99.6	54 - 103	
Dibenz(a,h)anthracene	0.333	0.265	79.6	42 - 128	
Dibenzofuran	0.333	0.313	93.9	56 - 111	
Diethyl phthalate	0.333	0.371	111	57 - 110	J4
Dimethyl phthalate	0.333	0.355	107	57 - 108	
Di-n-butyl phthalate	0.333	0.400	120	56 - 121	
Di-n-octyl phthalate	0.333	0.367	110	50 - 128	
Fluoranthene	0.333	0.354	106	51 - 109	
Fluorene	0.333	0.333	99.9	53 - 106	
Hexachloro-1,3-butadiene	0.333	0.316	94.9	46 - 110	
Hexachlorobenzene	0.333	0.317	95.2	51 - 117	
Hexachlorocyclopentadiene	0.333	0.160	48.2	21 - 127	
Hexachloroethane	0.333	0.276	83.0	43 - 104	
Indeno(1,2,3-cd)pyrene	0.333	0.263	78.9	42 - 127	
Isophorone	0.333	0.297	89.2	56 - 116	
Naphthalene	0.333	0.306	92.0	46 - 97	
Nitrobenzene	0.333	0.297	89.3	46 - 102	
n-Nitrosodi-n-propylamine	0.333	0.358	108	54 - 113	
n-Nitrosodiphenylamine	0.333	0.369	111	66 - 126	
Pentachlorophenol	0.333	0.268	80.3	37 - 118	
Phenanthrene	0.333	0.323	96.9	56 - 102	
Phenol	0.333	0.338	101	55 - 115	
Pyrene	0.333	0.319	95.7	53 - 111	

Quality Control Summary

SDG: L424762

SLR International Corp. - West Linn, OR

Test:	Semi-volatile Organic Compounds by Method 8270C		
Project No:	008.0288.00037	Matrix:	Soil - mg/kg
Project:	Nord Door Project - Everett, WA	EPA ID:	TN00003
Collection Date:	9/24/2009	Analytic Batch:	WG444164
Analysis Date:	10/6/2009 7:43:00 PM	Analyst:	145
Instrument ID:	BNAMS2	Extraction Date:	10/5/2009
Sample Numbers:	L424762-04, -05		

Laboratory Control Sample (LCS)

Analyte	True Value	Found	Recovery %	Control Limits	Qualifiers
1,2,4,5-Tetrachlorobenzene	0.333	0.255	76.6	51 - 112	
2,4,5-Trichlorophenol	0.333	0.302	90.8	53 - 110	
2,4,6-Trichlorophenol	0.333	0.255	76.6	56 - 109	
2,4-Dichlorophenol	0.333	0.274	82.3	54 - 107	
2,4-Dimethylphenol	0.333	0.413	124	58 - 119	J4
2,4-Dinitrophenol	0.333	0.137	41.2	16 - 130	
2,4-Dinitrotoluene	0.333	0.267	80.0	53 - 120	
2,6-Dinitrotoluene	0.333	0.273	82.1	56 - 113	
2-Chloronaphthalene	0.333	0.271	81.2	55 - 103	
2-Chlorophenol	0.333	0.276	83.0	52 - 108	
2-Methylnaphthalene	0.333	0.282	84.6	52 - 107	
2-Methylphenol	0.333	0.293	87.9	58 - 116	
2-Nitroaniline	0.333	0.279	83.6	54 - 116	
2-Nitrophenol	0.333	0.272	81.7	38 - 110	
3&4-Methyl Phenol	0.333	0.337	101	60 - 136	
3,3-Dichlorobenzidine	0.333	0.243	72.9	24 - 123	
3-Nitroaniline	0.333	0.279	83.8	17 - 135	
4,6-Dinitro-2-methylphenol	0.333	0.199	59.8	34 - 111	
4-Bromophenyl-phenylether	0.333	0.339	102	47 - 98	J4
4-Chloro-3-methylphenol	0.333	0.269	80.8	54 - 116	
4-Chloroaniline	0.333	0.295	88.5	18 - 130	
4-Chlorophenyl-phenylether	0.333	0.318	95.6	55 - 106	
4-Nitroaniline	0.333	0.280	84.1	16 - 133	
4-Nitrophenol	0.333	0.261	78.3	34 - 123	
Acenaphthene	0.333	0.292	87.7	54 - 102	
Acenaphthylene	0.333	0.297	89.2	56 - 104	
Acetophenone	0.333	0.221	66.4	42 - 92	
Anthracene	0.333	0.318	95.4	57 - 112	
Atrazine	0.333	0.278	83.4	40 - 143	
Benzaldehyde	0.333	0.143	42.9	0 - 69	
Benzo(a)anthracene	0.333	0.279	83.9	55 - 105	
Benzo(a)pyrene	0.333	0.275	82.6	59 - 114	
Benzo(b)fluoranthene	0.333	0.246	74.0	44 - 116	
Benzo(g,h,i)perylene	0.333	0.223	66.8	41 - 127	
Benzo(k)fluoranthene	0.333	0.253	76.0	36 - 119	

Quality Control Summary

SDG: L424762

SLR International Corp. - West Linn, OR

Test:	Semi-volatile Organic Compounds by Method 8270C	Matrix:	Soil - mg/kg
Project No:	008.0288.00037	EPA ID:	TN00003
Project:	Nord Door Project - Everett, WA	Analytic Batch:	WG444164
Collection Date:	9/24/2009	Analyst:	145
Analysis Date:	10/6/2009 7:43:00 PM	Extraction Date:	10/5/2009
Instrument ID:	BNAMS2		
Sample Numbers:	L424762-04, -05		

Laboratory Control Sample (LCS)

Analyte	True Value	Found	Recovery %	Control Limits	Qualifiers
Benzylbutyl phthalate	0.333	0.346	104	57 - 130	
Biphenyl	0.333	0.279	83.7	54 - 103	
Bis(2-chloroethoxy)methane	0.333	0.321	96.5	52 - 107	
Bis(2-chloroethyl)ether	0.333	0.299	89.9	38 - 115	
Bis(2-chloroisopropyl)ether	0.333	0.305	91.5	49 - 106	
Bis(2-ethylhexyl)phthalate	0.333	0.325	97.6	50 - 130	
Caprolactam	0.333	0.248	74.4	43 - 131	
Carbazole	0.333	0.289	86.9	42 - 120	
Chrysene	0.333	0.278	83.4	54 - 103	
Dibenz(a,h)anthracene	0.333	0.222	66.7	42 - 128	
Dibenzofuran	0.333	0.269	80.7	56 - 111	
Diethyl phthalate	0.333	0.310	93.0	57 - 110	
Dimethyl phthalate	0.333	0.323	96.9	57 - 108	
Di-n-butyl phthalate	0.333	0.354	106	56 - 121	
Di-n-octyl phthalate	0.333	0.312	93.6	50 - 128	
Fluoranthene	0.333	0.297	89.2	51 - 109	
Fluorene	0.333	0.288	86.6	53 - 106	
Hexachloro-1,3-butadiene	0.333	0.269	80.8	46 - 110	
Hexachlorobenzene	0.333	0.289	86.8	51 - 117	
Hexachlorocyclopentadiene	0.333	0.125	37.4	21 - 127	
Hexachloroethane	0.333	0.243	73.0	43 - 104	
Indeno(1,2,3-cd)pyrene	0.333	0.224	67.3	42 - 127	
Isophorone	0.333	0.260	78.2	56 - 116	
Naphthalene	0.333	0.263	79.1	46 - 97	
Nitrobenzene	0.333	0.253	75.9	46 - 102	
n-Nitrosodi-n-propylamine	0.333	0.313	93.9	54 - 113	
n-Nitrosodiphenylamine	0.333	0.330	99.0	66 - 126	
Pentachlorophenol	0.333	0.206	61.8	37 - 118	
Phenanthrene	0.333	0.287	86.1	56 - 102	
Phenol	0.333	0.266	79.9	55 - 115	
Pyrene	0.333	0.288	86.6	53 - 111	

Quality Control Summary

SDG: L424762

SLR International Corp. - West Linn, OR

Test:	Semi-volatile Organic Compounds by Method 8270C		
Project No:	008.0288.00037	Matrix:	Soil - mg/kg
Project:	Nord Door Project - Everett, WA	EPA ID:	TN00003
Collection Date:	9/24/2009	Analytic Batch:	WG444164
Analysis Date:	10/6/2009 7:43:00 PM	Analyst:	145
Instrument ID:	BNAMS2	Extraction Date:	10/5/2009
Sample Numbers:	L424762-04, -05		

Laboratory Control Sample Duplicate (LCSD)

Analyte	True Value	Found	Recovery %	Control Limits	Qualifiers
1,2,4,5-Tetrachlorobenzene	0.333	0.272	81.6	51 - 112	
2,4,5-Trichlorophenol	0.333	0.296	88.9	53 - 110	
2,4,6-Trichlorophenol	0.333	0.268	80.6	56 - 109	
2,4-Dichlorophenol	0.333	0.291	87.4	54 - 107	
2,4-Dimethylphenol	0.333	0.448	134	58 - 119	J4
2,4-Dinitrophenol	0.333	0.131	39.3	16 - 130	
2,4-Dinitrotoluene	0.333	0.279	83.7	53 - 120	
2,6-Dinitrotoluene	0.333	0.274	82.3	56 - 113	
2-Chloronaphthalene	0.333	0.283	85.0	55 - 103	
2-Chlorophenol	0.333	0.286	86.0	52 - 108	
2-Methylnaphthalene	0.333	0.307	92.3	52 - 107	
2-Methylphenol	0.333	0.305	91.7	58 - 116	
2-Nitroaniline	0.333	0.292	87.6	54 - 116	
2-Nitrophenol	0.333	0.289	86.8	38 - 110	
3&4-Methyl Phenol	0.333	0.344	103	60 - 136	
3,3-Dichlorobenzidine	0.333	0.256	76.8	24 - 123	
3-Nitroaniline	0.333	0.285	85.7	17 - 135	
4,6-Dinitro-2-methylphenol	0.333	0.185	55.6	34 - 111	
4-Bromophenyl-phenylether	0.333	0.345	103	47 - 98	J4
4-Chloro-3-methylphenol	0.333	0.289	86.7	54 - 116	
4-Chloroaniline	0.333	0.307	92.1	18 - 130	
4-Chlorophenyl-phenylether	0.333	0.326	98.0	55 - 106	
4-Nitroaniline	0.333	0.292	87.6	16 - 133	
4-Nitrophenol	0.333	0.265	79.6	34 - 123	
Acenaphthene	0.333	0.298	89.5	54 - 102	
Acenaphthylene	0.333	0.301	90.5	56 - 104	
Acetophenone	0.333	0.229	68.9	42 - 92	
Anthracene	0.333	0.321	96.4	57 - 112	
Atrazine	0.333	0.289	86.9	40 - 143	
Benzaldehyde	0.333	0.151	45.4	0 - 69	
Benzo(a)anthracene	0.333	0.305	91.6	55 - 105	
Benzo(a)pyrene	0.333	0.283	85.1	59 - 114	
Benzo(b)fluoranthene	0.333	0.258	77.5	44 - 116	
Benzo(g,h,i)perylene	0.333	0.221	66.4	41 - 127	
Benzo(k)fluoranthene	0.333	0.243	73.1	36 - 119	

Quality Control Summary

SDG: L424762

SLR International Corp. - West Linn, OR

Test:	Semi-volatile Organic Compounds by Method 8270C		
Project No:	008.0288.00037	Matrix:	Soil - mg/kg
Project:	Nord Door Project - Everett, WA	EPA ID:	TN00003
Collection Date:	9/24/2009	Analytic Batch:	WG444164
Analysis Date:	10/6/2009 7:43:00 PM	Analyst:	145
Instrument ID:	BNAMS2	Extraction Date:	10/5/2009
Sample Numbers:	L424762-04, -05		

Laboratory Control Sample Duplicate (LCSD)

Analyte	True Value	Found	Recovery %	Control Limits	Qualifiers
Benzylbutyl phthalate	0.333	0.352	106	57 - 130	
Biphenyl	0.333	0.284	85.4	54 - 103	
Bis(2-chloroethoxy)methane	0.333	0.342	103	52 - 107	
Bis(2-chloroethyl)ether	0.333	0.310	93.0	38 - 115	
Bis(2-chloroisopropyl)ether	0.333	0.310	93.1	49 - 106	
Bis(2-ethylhexyl)phthalate	0.333	0.340	102	50 - 130	
Caprolactam	0.333	0.266	80.0	43 - 131	
Carbazole	0.333	0.291	87.4	42 - 120	
Chrysene	0.333	0.293	87.9	54 - 103	
Dibenz(a,h)anthracene	0.333	0.226	67.8	42 - 128	
Dibenzofuran	0.333	0.291	87.3	56 - 111	
Diethyl phthalate	0.333	0.336	101	57 - 110	
Dimethyl phthalate	0.333	0.339	102	57 - 108	
Di-n-butyl phthalate	0.333	0.364	109	56 - 121	
Di-n-octyl phthalate	0.333	0.314	94.4	50 - 128	
Fluoranthene	0.333	0.305	91.7	51 - 109	
Fluorene	0.333	0.296	88.8	53 - 106	
Hexachloro-1,3-butadiene	0.333	0.296	88.9	46 - 110	
Hexachlorobenzene	0.333	0.288	86.4	51 - 117	
Hexachlorocyclopentadiene	0.333	0.126	37.8	21 - 127	
Hexachloroethane	0.333	0.264	79.4	43 - 104	
Indeno(1,2,3-cd)pyrene	0.333	0.225	67.5	42 - 127	
Isophorone	0.333	0.282	84.8	56 - 116	
Naphthalene	0.333	0.286	86.0	46 - 97	
Nitrobenzene	0.333	0.274	82.1	46 - 102	
n-Nitrosodi-n-propylamine	0.333	0.320	96.0	54 - 113	
n-Nitrosodiphenylamine	0.333	0.332	99.6	66 - 126	
Pentachlorophenol	0.333	0.207	62.2	37 - 118	
Phenanthrene	0.333	0.296	89.0	56 - 102	
Phenol	0.333	0.275	82.6	55 - 115	
Pyrene	0.333	0.310	93.0	53 - 111	

Quality Control Summary

SDG: L424762

SLR International Corp. - West Linn, OR

Test:	Semi-volatile Organic Compounds by Method 8270C-SIM		
Project No:	008.0288.00037	Matrix:	Soil - mg/kg
Project:	Nord Door Project - Everett, WA	EPA ID:	TN00003
Collection Date:	9/24/2009	Analytic Batch:	WG443728
Analysis Date:	10/4/2009 2:19:00 AM	Analyst:	0
Instrument ID:	BNAMS3	Extraction Date:	10/2/2009
Sample Numbers:	L424762-01, -02, -03, -04, -05		

Laboratory Control Sample (LCS)

Analyte	True Value	Found	Recovery %	Control Limits	Qualifiers
1-Methylnaphthalene	0.0330	0.0294	89.0	41 - 110	
2-Chloronaphthalene	0.0330	0.0308	93.3	43 - 109	
2-Methylnaphthalene	0.0330	0.0304	92.1	38 - 104	
Acenaphthene	0.0330	0.0315	95.5	48 - 103	
Acenaphthylene	0.0330	0.0320	97.0	43 - 106	
Anthracene	0.0330	0.0320	97.0	51 - 110	
Benzo(a)anthracene	0.0330	0.0315	95.5	38 - 126	
Benzo(a)pyrene	0.0330	0.0332	101	47 - 118	
Benzo(b)fluoranthene	0.0330	0.0363	110	47 - 118	
Benzo(g,h,i)perylene	0.0330	0.0350	106	40 - 125	
Benzo(k)fluoranthene	0.0330	0.0379	115	45 - 121	
Chrysene	0.0330	0.0327	99.0	35 - 135	
Dibenz(a,h)anthracene	0.0330	0.0355	108	41 - 124	
Fluoranthene	0.0330	0.0313	95.0	50 - 114	
Fluorene	0.0330	0.0332	101	49 - 109	
Indeno(1,2,3-cd)pyrene	0.0330	0.0351	106	40 - 126	
Naphthalene	0.0330	0.0299	90.5	36 - 100	
Phenanthrene	0.0330	0.0319	96.6	46 - 108	
Pyrene	0.0330	0.0325	98.5	30 - 136	

Quality Control Summary

SDG: L424762

SLR International Corp. - West Linn, OR

Test:	Semi-volatile Organic Compounds by Method 8270C-SIM		
Project No:	008.0288.00037	Matrix:	Soil - mg/kg
Project:	Nord Door Project - Everett, WA	EPA ID:	TN00003
Collection Date:	9/24/2009	Analytic Batch:	WG443728
Analysis Date:	10/4/2009 2:19:00 AM	Analyst:	0
Instrument ID:	BNAMS3	Extraction Date:	10/2/2009
Sample Numbers:	L424762-01, -02, -03, -04, -05		

Laboratory Control Sample Duplicate (LCSD)

Analyte	True Value	Found	Recovery %	Control Limits	Qualifiers
1-Methylnaphthalene	0.0330	0.0331	100	41 - 110	
2-Chloronaphthalene	0.0330	0.0334	101	43 - 109	
2-Methylnaphthalene	0.0330	0.0337	102	38 - 104	
Acenaphthene	0.0330	0.0326	98.7	48 - 103	
Acenaphthylene	0.0330	0.0330	100	43 - 106	
Anthracene	0.0330	0.0323	98.0	51 - 110	
Benzo(a)anthracene	0.0330	0.0351	106	38 - 126	
Benzo(a)pyrene	0.0330	0.0362	110	47 - 118	
Benzo(b)fluoranthene	0.0330	0.0363	110	47 - 118	
Benzo(g,h,i)perylene	0.0330	0.0371	112	40 - 125	
Benzo(k)fluoranthene	0.0330	0.0351	106	45 - 121	
Chrysene	0.0330	0.0361	109	35 - 135	
Dibenz(a,h)anthracene	0.0330	0.0384	116	41 - 124	
Fluoranthene	0.0330	0.0315	95.4	50 - 114	
Fluorene	0.0330	0.0347	105	49 - 109	
Indeno(1,2,3-cd)pyrene	0.0330	0.0374	113	40 - 126	
Naphthalene	0.0330	0.0310	93.8	36 - 100	
Phenanthrene	0.0330	0.0323	97.8	46 - 108	
Pyrene	0.0330	0.0364	110	30 - 136	

Quality Control Summary

SDG: L424762

SLR International Corp. - West Linn, OR

Test:	Semi-volatile Organic Compounds by Method 8270C-SIM		
Project No:	008.0288.00037	Matrix:	Water - mg/L
Project:	Nord Door Project - Everett, WA	EPA ID:	TN00003
Collection Date:	9/24/2009	Analytic Batch:	WG444012
Analysis Date:	10/5/2009 1:51:00 PM	Analyst:	0
Instrument ID:	BNAMS3	Extraction Date:	10/4/2009
Sample Numbers:	L424762-06		

Laboratory Control Sample (LCS)

Analyte	True Value	Found	Recovery %	Control Limits	Qualifiers
1-Methylnaphthalene	0.00100	0.000796	79.6	30 - 123	
2-Chloronaphthalene	0.00100	0.000832	83.2	34 - 120	
2-Methylnaphthalene	0.00100	0.000790	79.0	29 - 116	
Acenaphthene	0.00100	0.000835	83.5	40 - 113	
Acenaphthylene	0.00100	0.000856	85.6	36 - 115	
Anthracene	0.00100	0.000833	83.3	45 - 118	
Benzo(a)anthracene	0.00100	0.000900	90.0	36 - 129	
Benzo(a)pyrene	0.00100	0.000937	93.7	44 - 124	
Benzo(b)fluoranthene	0.00100	0.000976	97.6	43 - 126	
Benzo(g,h,i)perylene	0.00100	0.00102	102	39 - 128	
Benzo(k)fluoranthene	0.00100	0.000852	85.2	44 - 127	
Chrysene	0.00100	0.000903	90.3	36 - 137	
Dibenz(a,h)anthracene	0.00100	0.00105	105	39 - 129	
Fluoranthene	0.00100	0.000839	83.9	45 - 123	
Fluorene	0.00100	0.000905	90.5	41 - 118	
Indeno(1,2,3-cd)pyrene	0.00100	0.000992	99.2	39 - 129	
Naphthalene	0.00100	0.000761	76.1	26 - 111	
Phenanthrene	0.00100	0.000855	85.5	41 - 116	
Pyrene	0.00100	0.000944	94.4	32 - 136	

Quality Control Summary

SDG: L424762

SLR International Corp. - West Linn, OR

Test:	Semi-volatile Organic Compounds by Method 8270C-SIM		
Project No:	008.0288.00037	Matrix:	Water - mg/L
Project:	Nord Door Project - Everett, WA	EPA ID:	TN00003
Collection Date:	9/24/2009	Analytic Batch:	WG444012
Analysis Date:	10/5/2009 1:51:00 PM	Analyst:	0
Instrument ID:	BNAMS3	Extraction Date:	10/4/2009
Sample Numbers:	L424762-06		

Laboratory Control Sample Duplicate (LCSD)

Analyte	True Value	Found	Recovery %	Control Limits	Qualifiers
1-Methylnaphthalene	0.00100	0.000946	94.6	30 - 123	
2-Chloronaphthalene	0.00100	0.00102	102	34 - 120	
2-Methylnaphthalene	0.00100	0.000933	93.3	29 - 116	
Acenaphthene	0.00100	0.000991	99.1	40 - 113	
Acenaphthylene	0.00100	0.000997	99.7	36 - 115	
Anthracene	0.00100	0.00102	102	45 - 118	
Benzo(a)anthracene	0.00100	0.00103	103	36 - 129	
Benzo(a)pyrene	0.00100	0.00111	111	44 - 124	
Benzo(b)fluoranthene	0.00100	0.00112	112	43 - 126	
Benzo(g,h,i)perylene	0.00100	0.00118	118	39 - 128	
Benzo(k)fluoranthene	0.00100	0.00108	108	44 - 127	
Chrysene	0.00100	0.00111	111	36 - 137	
Dibenz(a,h)anthracene	0.00100	0.00123	123	39 - 129	
Fluoranthene	0.00100	0.00101	101	45 - 123	
Fluorene	0.00100	0.00104	104	41 - 118	
Indeno(1,2,3-cd)pyrene	0.00100	0.00117	117	39 - 129	
Naphthalene	0.00100	0.000919	91.9	26 - 111	
Phenanthrene	0.00100	0.000998	99.8	41 - 116	
Pyrene	0.00100	0.00111	111	32 - 136	



12065 Lebanon Rd
 Mt. Juliet, TN 37122
 (615) 758-5858
 (800) 767-5859
 Fax (615) 758-5859
 Tax I.D 62-0814289
 Est. 1970

YOUR LAB OF CHOICE

Quality Control Summary

SDG: L424762

SLR International Corp. - West Linn, OR

Test:	Semi-Volatiles by Method 8270C	Matrix:	Water - mg/L
Project No:	008.0288.00037	EPA ID:	TN00003
Project:	Nord Door Project - Everett, WA	Analytic Batch:	WG443726
Collection Date:	9/24/2009	Analyst:	145
Analysis Date:	10/2/2009	Extraction Date:	10/1/2009
Instrument ID:	BNAMS2		
Sample Numbers:	L424762-06		

Surrogate Summary

Laboratory Sample ID	NBZ		FBP		TPH		2FP		PHL		TBP	
	ppb	% Rec	ppb	% Rec	ppb	% Rec	ppb	% Rec	ppb	% Rec	ppb	% Rec
LCS WG443726	7240	72.4	8420	84.2	11100	111	9080	45.4	5920	29.6	16800	83.8
LCSD WG443726	5970	59.7	6920	69.2	9190	91.9	7280	36.4	4930	24.7	15100	75.4
Blank WG443726	5880	58.8	7370	73.7	10200	102	7900	39.5	5090	25.4	13300	66.6
L424762-06	6330	63.3	7370	73.7	8380	83.8	7110	35.5	4440	22.2	16100	80.4

NBZ - Nitrobenzene-d5	12-120
FBP - 2-Fluorobiphenyl	26-122
TPH - Terphenyl-d14	34-149
2FP - 2-Fluorophenol	10-87
PHL - Phenol-d5	10-67
TBP - 2,4,6-Tribromophenol	10-148



12065 Lebanon Rd
 Mt. Juliet, TN 37122
 (615) 758-5858
 (800) 767-5859
 Fax (615) 758-5859
 Tax I.D 62-0814289
 Est. 1970

YOUR LAB OF CHOICE

Quality Control Summary

SDG: L424762

SLR International Corp. - West Linn, OR

Test:	Semi-Volatiles by Method 8270C-SIM		
Project No:	008.0288.00037	Matrix:	Soil - mg/kg
Project:	Nord Door Project - Everett, WA	EPA ID:	TN00003
Collection Date:	9/24/2009	Analytic Batch:	WG443728
Analysis Date:	10/4/2009	Analyst:	0
Instrument ID:	BNAMS9	Extraction Date:	10/2/2009
Sample Numbers:	L424762-01, -02, -03, -04, -05		

Surrogate Summary

Laboratory Sample ID	NBZ		2FP		TRP	
	ppb	% Rec	ppb	% Rec	ppb	% Rec
LCS WG443728	742	74.2	855	85.4	1040	104
LCSD WG443728	747	74.6	867	86.7	1080	108
Blank WG443728	690	69.0	846	84.6	1130	113
MS WG443728	533	53.3	582	58.2	744	74.4
MSD WG443728	583	58.3	740	74.0	931	93.1
L424762-01	693	69.3	659	65.9	836	83.6
L424762-02	557	55.6	567	56.7	606	60.6
L424762-03	495	49.5	535	53.4	570	57.0
L424762-04	518	51.8	551	55.1	636	63.6
L424762-05	598	59.8	687	68.7	719	71.9

NBZ - Nitrobenzene-d5	21-120
2FP - 2-Fluorobiphenyl	33-114
TPH - Terphneyl-d14	18-142



12065 Lebanon Rd
 Mt. Juliet, TN 37122
 (615) 758-5858
 (800) 767-5859
 Fax (615) 758-5859
 Tax I.D 62-0814289
 Est. 1970

YOUR LAB OF CHOICE

Quality Control Summary

SDG: L424762

SLR International Corp. - West Linn, OR

Test:	Semi-Volatiles by Method 8270C	Matrix:	Soil - mg/kg
Project No:	008.0288.00037	EPA ID:	TN00003
Project:	Nord Door Project - Everett, WA	Analytic Batch:	WG443880
Collection Date:	9/24/2009	Analyst:	145
Analysis Date:	10/5/2009	Extraction Date:	10/2/2009
Instrument ID:	BNAMS4		
Sample Numbers:	L424762-01		

Surrogate Summary

Laboratory Sample ID	NBZ		FBP		TPH		2FP		PHL		TBP	
	ppb	% Rec	ppb	% Rec	ppb	% Rec	ppb	% Rec	ppb	% Rec	ppb	% Rec
LCS WG443880	7840	78.4	7490	74.9	10100	101	17000	85.1	16400	82.0	18700	93.5
LCSD WG443880	6290	62.9	6870	68.7	9440	94.4	13500	67.4	13500	67.4	16400	82.1
Blank WG443880	6100	61.0	7190	71.9	11200	112	15600	78.0	15300	76.4	17500	87.3
MS WG443880	7740	77.4	6390	63.9	8700	87.0	13600	68.2	12500	62.7	17700	88.5
MSD WG443880	6860	68.6	6980	69.8	9500	95.0	13400	67.0	13000	65.0	19800	99.2
L424762-01	6010	60.1	6090	60.9	5870	58.7	14800	74.2	14000	70.2	17400	87.0

NBZ - Nitrobenzene-d5	18-119
FBP - 2-Fluorobiphenyl	30-120
TPH - Terphneyl-d14	23-143
2FP - 2-Fluorophenol	26-130
PHL - Phenol-d5	37-141
TBP - 2,4,6-Tribromophenol	25-137



12065 Lebanon Rd
 Mt. Juliet, TN 37122
 (615) 758-5858
 (800) 767-5859
 Fax (615) 758-5859
 Tax I.D 62-0814289
 Est. 1970

YOUR LAB OF CHOICE

Quality Control Summary

SDG: L424762

SLR International Corp. - West Linn, OR

Test:	Semi-Volatiles by Method 8270C	Matrix:	Soil - mg/kg
Project No:	008.0288.00037	EPA ID:	TN00003
Project:	Nord Door Project - Everett, WA	Analytic Batch:	WG443937
Collection Date:	9/24/2009	Analyst:	145
Analysis Date:	10/5/2009	Extraction Date:	10/3/2009
Instrument ID:	BNAMS2		
Sample Numbers:	L424762-02, -03		

Surrogate Summary

Laboratory Sample ID	NBZ		FBP		TPH		2FP		PHL		TBP	
	ppb	% Rec	ppb	% Rec	ppb	% Rec	ppb	% Rec	ppb	% Rec	ppb	% Rec
MS WG443937	8946	89.5	9817	98.2	12189	122	9048	90.5	9319	93.2	10421	104
Blank WG443937	8140	81.4	9614	96.1	12522	125	9650	96.5	9632	96.3	10138	101
L424762-02	6470	64.7	7680	76.8	8580	85.8	15900	79.3	13600	68.1	15900	79.3
L424762-03	5180	51.8	5830	58.3	8050	80.5	10400	52.0	9990	49.9	14400	72.0
MSD WG443937	8924	89.2	9312	93.1	11592	116	9149	91.5	9271	92.7	10216	102
LCS WG443937	7793	77.9	7771	77.7	9195	92.0	7980	79.8	7672	76.7	8143	81.4
LCSD WG443937	9317	93.2	9567	95.7	11456	115	9900	99.0	9952	99.5	9889	98.9

NBZ - Nitrobenzene-d5	18-119
FBP - 2-Fluorobiphenyl	30-120
TPH - Terphneyl-d14	23-143
2FP - 2-Fluorophenol	26-130
PHL - Phenol-d5	37-141
TBP - 2,4,6-Tribromophenol	25-137



12065 Lebanon Rd
 Mt. Juliet, TN 37122
 (615) 758-5858
 (800) 767-5859
 Fax (615) 758-5859
 Tax I.D 62-0814289
 Est. 1970

YOUR LAB OF CHOICE

Quality Control Summary

SDG: L424762

SLR International Corp. - West Linn, OR

Test:	Semi-Volatiles by Method 8270C-SIM		
Project No:	008.0288.00037	Matrix:	Water - mg/L
Project:	Nord Door Project - Everett, WA	EPA ID:	TN00003
Collection Date:	9/24/2009	Analytic Batch:	WG444012
Analysis Date:	10/5/2009	Analyst:	0
Instrument ID:	BNAMS3	Extraction Date:	10/4/2009
Sample Numbers:	L424762-06		

Surrogate Summary

Laboratory Sample ID	NBZ		2FP		TRP	
	ppb	% Rec	ppb	% Rec	ppb	% Rec
Blank WG444012	654	65.4	799	79.9	1070	107
LCS WG444012	609	60.9	750	75.0	1080	108
LCSD WG444012	716	71.6	825	82.4	1170	117
L424762-06	132	13.2	684	68.4	695	69.5

NBZ - Nitrobenzene-d5	10-139
2FP - 2-Fluorobiphenyl	31-121
TPH - Terphneyl-d14	21-136



12065 Lebanon Rd
 Mt. Juliet, TN 37122
 (615) 758-5858
 (800) 767-5859
 Fax (615) 758-5859
 Tax I.D 62-0814289
 Est. 1970

YOUR LAB OF CHOICE

Quality Control Summary

SDG: L424762

SLR International Corp. - West Linn, OR

Test:	Semi-Volatiles by Method 8270C	Matrix:	Soil - mg/kg
Project No:	008.0288.00037	EPA ID:	TN00003
Project:	Nord Door Project - Everett, WA	Analytic Batch:	WG444164
Collection Date:	9/24/2009	Analyst:	145
Analysis Date:	10/6/2009	Extraction Date:	10/5/2009
Instrument ID:	BNAMS2		
Sample Numbers:	L424762-04, -05		

Surrogate Summary

Laboratory Sample ID	NBZ		FBP		TPH		2FP		PHL		TBP	
	ppb	% Rec	ppb	% Rec	ppb	% Rec	ppb	% Rec	ppb	% Rec	ppb	% Rec
LCS WG444164	7990	79.9	8480	84.8	10000	100	16900	84.7	16700	83.7	17500	87.7
LCSD WG444164	8650	86.5	8730	87.3	10800	108	17700	88.4	17400	86.9	18000	89.8
Blank WG444164	7100	71.0	8110	81.1	9970	99.7	16200	80.8	16000	79.8	15700	78.7
MS WG444164	7430	74.3	8090	80.9	10500	105	14700	73.6	14600	73.0	17600	87.9
MSD WG444164	7560	75.6	7950	79.5	9730	97.3	14200	70.8	14500	72.3	17200	85.8
L424762-04	6630	66.3	7810	78.1	10500	105	13200	65.8	13700	68.5	17100	85.6
L424762-05	6760	67.6	8430	84.3	11200	112	14000	69.9	15600	78.0	18900	94.4

NBZ - Nitrobenzene-d5	18-119
FBP - 2-Fluorobiphenyl	30-120
TPH - Terphneyl-d14	23-143
2FP - 2-Fluorophenol	26-130
PHL - Phenol-d5	37-141
TBP - 2,4,6-Tribromophenol	25-137

Quality Control Summary

SDG: L424762

SLR International Corp. - West Linn, OR

Test:	Semi-volatile Organic Compounds by Method 8270C		
Project No:	008.0288.00037	Matrix:	Water - mg/L
Project:	Nord Door Project - Everett, WA	EPA ID:	TN00003
Collection Date:	9/24/2009	Analytic Batch:	WG443726
Analysis Date:	10/2/2009 5:32:00 PM	Analyst:	145
Instrument ID:	BNAMS2	Extraction Date:	10/1/2009
Sample Numbers:	L424762-06		

Laboratory Control Sample/ Laboratory Control Sample Duplicate

Analyte	Spike	% LCS		% LCSD		Control Limits	Qualifier	% Control	
		Rec	Rec	Rec	Rec			RPD	Qualifier
1,2,4,5-Tetrachlorobenzene	0.0100	0.00668	66.8	0.00595	59.5	39-116		12	33
2,4,5-Trichlorophenol	0.0100	0.00934	93.4	0.00842	84.2	48-120		10	29
2,4,6-Trichlorophenol	0.0100	0.00792	79.2	0.00672	67.2	49-118		16	28
2,4-Dichlorophenol	0.0100	0.00819	81.9	0.00712	71.2	46-115		14	28
2,4-Dimethylphenol	0.0100	0.0115	115	0.00888	88.8	40-124		25	36
2,4-Dinitrophenol	0.0100	0.00433	43.3	0.00352	35.2	10-125		21	50
2,4-Dinitrotoluene	0.0100	0.00858	85.8	0.00737	73.7	56-128		15	24
2,6-Dinitrotoluene	0.0100	0.00864	86.4	0.00720	72.0	56-121		18	23
2-Chloronaphthalene	0.0100	0.00787	78.7	0.00679	67.9	44-110		15	30
2-Chlorophenol	0.0100	0.00736	73.6	0.00619	61.9	38-114		17	36
2-Methylnaphthalene	0.0100	0.00807	80.7	0.00701	70.1	28-122		14	36
2-Methylphenol	0.0100	0.00684	68.4	0.00587	58.7	42-99		15	26
2-Nitroaniline	0.0100	0.00890	89.0	0.00759	75.9	55-124		16	22
2-Nitrophenol	0.0100	0.00820	82.0	0.00704	70.4	35-118		15	35
3&4-Methyl Phenol	0.0100	0.00698	69.8	0.00608	60.8	36-102		14	31
3,3-Dichlorobenzidine	0.0100	0.00800	80.0	0.00694	69.4	46-145		14	31
3-Nitroaniline	0.0100	0.00894	89.4	0.00750	75.0	39-141		17	32
4,6-Dinitro-2-methylphenol	0.0100	0.00607	60.7	0.00464	46.4	24-119		27	50
4-Bromophenyl-phenylether	0.0100	0.00941	94.1	0.00817	81.7	45-105		14	26
4-Chloro-3-methylphenol	0.0100	0.00782	78.2	0.00675	67.5	47-116		15	22
4-Chloroaniline	0.0100	0.00905	90.5	0.00795	79.5	21-151		13	36
4-Chlorophenyl-phenylether	0.0100	0.00935	93.5	0.00808	80.8	49-116		15	26
4-Nitroaniline	0.0100	0.00960	96.0	0.00818	81.8	43-144		16	34
4-Nitrophenol	0.0100	0.00238	23.8	0.00196	19.6	10-66		19	37
Acenaphthene	0.0100	0.00887	88.7	0.00733	73.3	48-110		19	26
Acenaphthylene	0.0100	0.00882	88.2	0.00758	75.8	48-113		15	28
Acetophenone	0.0100	0.00738	73.8	0.00633	63.3	35-98		15	38
Anthracene	0.0100	0.0101	101	0.00861	86.1	55-127		16	24
Atrazine	0.0100	0.00899	89.9	0.00793	79.3	43-159		13	26
Benzaldehyde	0.0100	0.00430	43.0	0.00348	34.8	1-78		21	49
Benzo(a)anthracene	0.0100	0.00952	95.2	0.00793	79.3	57-115		18	20
Benzo(a)pyrene	0.0100	0.00882	88.2	0.00748	74.8	63-125		16	22
Benzo(b)fluoranthene	0.0100	0.00834	83.4	0.00697	69.7	50-123		18	32
Benzo(g,h,i)perylene	0.0100	0.00676	67.6	0.00598	59.8	39-143		12	31
Benzo(k)fluoranthene	0.0100	0.00835	83.5	0.00699	69.9	45-126		18	37

Quality Control Summary

SDG: L424762

SLR International Corp. - West Linn, OR

Test:	Semi-volatile Organic Compounds by Method 8270C		
Project No:	008.0288.00037	Matrix:	Water - mg/L
Project:	Nord Door Project - Everett, WA	EPA ID:	TN00003
Collection Date:	9/24/2009	Analytic Batch:	WG443726
Analysis Date:	10/2/2009 5:32:00 PM	Analyst:	145
Instrument ID:	BNAMS2	Extraction Date:	10/1/2009
Sample Numbers:	L424762-06		

Laboratory Control Sample/ Laboratory Control Sample Duplicate

Analyte	Spike	% Rec		% Rec		Control Limits	Qualifier	% RPD	% Rec		Qualifier
		LCS	LCS	LCS	LCS				Limits	Qualifier	
Benzylbutyl phthalate	0.0100	0.00162	16.2	0.00291	29.1	22-154	J4	57	29		J3
Biphenyl	0.0100	0.00809	80.9	0.00695	69.5	45-111		15	30		
Bis(2-chlorethoxy)methane	0.0100	0.00915	91.5	0.00790	79.0	42-116		15	38		
Bis(2-chloroethyl)ether	0.0100	0.00786	78.6	0.00663	66.3	26-115		17	50		
Bis(2-chloroisopropyl)ether	0.0100	0.00781	78.1	0.00662	66.2	32-115		17	47		
Bis(2-ethylhexyl)phthalate	0.0100	0.00920	92.0	0.00839	83.9	47-143		9.2	24		
Caprolactam	0.0100	0.00178	17.8	0.00156	15.6	11-33		13	37		
Carbazole	0.0100	0.00927	92.7	0.00810	81.0	49-133		13	29		
Chrysene	0.0100	0.00930	93.0	0.00860	86.0	58-113		7.9	21		
Dibenz(a,h)anthracene	0.0100	0.00665	66.5	0.00587	58.7	39-144		12	30		
Dibenzofuran	0.0100	0.00846	84.6	0.00727	72.7	50-121		15	26		
Diethyl phthalate	0.0100	0.00224	22.4	0.00365	36.5	36-128	J4	48	27		J3
Dimethyl phthalate	0.0100	0.00036	3.7	0.00150	15.0	10-135	J4	122	33		J3
Di-n-butyl phthalate	0.0100	0.00455	45.5	0.00571	57.1	51-131	J4	23	22		J3
Di-n-octyl phthalate	0.0100	0.00846	84.6	0.00807	80.7	51-138		4.7	22		
Fluoranthene	0.0100	0.00982	98.2	0.00828	82.8	53-119		17	28		
Fluorene	0.0100	0.00912	91.2	0.00773	77.3	49-116		17	25		
Hexachloro-1,3-butadiene	0.0100	0.00715	71.5	0.00597	59.7	21-116		18	50		
Hexachlorobenzene	0.0100	0.00834	83.4	0.00727	72.7	51-121		14	23		
Hexachlorocyclopentadiene	0.0100	0.00380	38.0	0.00277	27.7	4-126		31	50		
Hexachloroethane	0.0100	0.00654	65.4	0.00498	49.8	15-109		27	50		
Indeno(1,2,3-cd)pyrene	0.0100	0.00672	67.2	0.00590	59.0	40-143		13	30		
Isophorone	0.0100	0.00820	82.0	0.00704	70.4	48-126		15	31		
Naphthalene	0.0100	0.00741	74.1	0.00633	63.3	29-103		16	45		
Nitrobenzene	0.0100	0.00693	69.3	0.00584	58.4	31-105		17	43		
n-Nitrosodi-n-propylamine	0.0100	0.00885	88.5	0.00780	78.0	47-122		13	33		
n-Nitrosodiphenylamine	0.0100	0.00960	96.0	0.00816	81.6	59-143		16	23		
Pentachlorophenol	0.0100	0.00580	58.0	0.00502	50.2	20-122		14	50		
Phenanthrene	0.0100	0.00897	89.7	0.00774	77.4	54-112		15	22		
Phenol	0.0100	0.00299	29.9	0.00251	25.1	17-52		17	33		
Pyrene	0.0100	0.00955	95.5	0.00781	78.1	46-130		20	28		

Quality Control Summary

SDG: L424762

SLR International Corp. - West Linn, OR

Test:	Semi-volatile Organic Compounds by Method 8270C		
Project No:	008.0288.00037	Matrix:	Soil - mg/kg
Project:	Nord Door Project - Everett, WA	EPA ID:	TN00003
Collection Date:	9/24/2009	Analytic Batch:	WG443880
Analysis Date:	10/5/2009 8:18:00 PM	Analyst:	145
Instrument ID:	BNAMS4	Extraction Date:	10/2/2009
Sample Numbers:	L424762-01		

Matrix Spike/Matrix Spike Duplicate

L425143-02

Analyte	Spike		%		%		Control Limits	% Rec Qualifier	% RPD	Control Limits	RPD Qual
	Value	Sample	MS	Rec	MSD	Rec					
1,2,4,5-Tetrachlorobenzene	0.333	0.00000	0.243	73.1	0.259	77.8	47-111		6.3	20	
2,4,5-Trichlorophenol	0.333	0.00000	0.225	67.5	0.210	63.1	28-128		6.8	29	
2,4,6-Trichlorophenol	0.333	0.00000	0.237	71.1	0.256	76.9	27-128		7.8	31	
2,4-Dichlorophenol	0.333	0.00000	0.315	94.7	0.443	133	39-116	J5	34	23	J3
2,4-Dimethylphenol	0.333	0.00000	0.425	128	0.408	123	50-119	J5	4.0	27	
2,4-Dinitrophenol	0.333	0.00000	0.214	64.1	0.213	64.1	10-123		0.1	42	
2,4-Dinitrotoluene	0.333	0.00000	0.314	94.2	0.317	95.3	52-121		1.2	23	
2,6-Dinitrotoluene	0.333	0.00000	0.259	77.7	0.219	65.8	53-114		16	22	
2-Chloronaphthalene	0.333	0.00000	0.288	86.4	0.293	87.9	52-101		1.7	20	
2-Chlorophenol	0.333	0.00000	0.215	64.4	0.215	64.5	41-112		0.2	27	
2-Methylnaphthalene	0.333	0.706	1.06	106	1.04	98.9	48-109		2.3	22	
2-Methylphenol	0.333	0.00000	0.239	71.9	0.238	71.5	56-111		0.6	20	
2-Nitroaniline	0.333	0.00000	0.252	75.8	0.269	80.9	52-117		6.5	24	
2-Nitrophenol	0.333	0.00000	0.245	73.7	0.244	73.2	23-117		0.6	31	
3&4-Methyl Phenol	0.333	0.00000	0.262	78.7	0.262	78.8	50-134		0.1	32	
3,3-Dichlorobenzidine	0.333	0.00000	0.116	34.8	0.119	35.8	10-133		2.8	41	
3-Nitroaniline	0.333	0.00000	0.304	91.3	0.257	77.2	5-134		17	30	
4,6-Dinitro-2-methylphenol	0.333	0.00000	0.177	53.1	0.162	48.6	10-124		9.0	38	
4-Bromophenyl-phenylether	0.333	0.00000	0.331	99.3	0.338	101	37-103		2.1	23	
4-Chloro-3-methylphenol	0.333	0.00000	0.184	55.2	0.181	54.3	52-119		1.7	24	
4-Chloroaniline	0.333	0.00000	0.180	54.1	0.595	179	4-134	J5	107	28	J3
4-Chlorophenyl-phenylether	0.333	0.00000	0.247	74.0	0.245	73.5	53-105		0.8	20	
4-Nitroaniline	0.333	0.00000	0.227	68.3	0.232	69.5	12-129		1.8	34	
4-Nitrophenol	0.333	0.00000	0.488	147	0.246	74.0	15-140	J5	66	40	J3
Acenaphthene	0.333	0.00000	0.317	95.1	0.316	94.8	52-102		0.3	23	
Acenaphthylene	0.333	0.00000	0.241	72.3	0.246	73.9	54-103		2.2	22	
Acetophenone	0.333	0.00000	0.279	83.8	0.274	82.1	38-94		2.0	22	
Anthracene	0.333	0.00000	0.373	112	0.396	119	55-114	J5	5.9	21	
Atrazine	0.333	0.00000	0.831	250	0.344	103	40-144	J5	83	21	J3
Benzaldehyde	0.333	0.00000	0.349	105	0.241	72.5	0-100	J5	37	37	
Benzo(a)anthracene	0.333	0.00000	0.238	71.6	0.242	72.6	37-124		1.4	33	
Benzo(a)pyrene	0.333	0.00000	0.220	66.1	0.232	69.8	44-129		5.4	27	
Benzo(b)fluoranthene	0.333	0.00000	0.214	64.1	0.208	62.6	28-135		2.4	33	
Benzo(g,h,i)perylene	0.333	0.00000	0.178	53.4	0.175	52.6	25-123		1.5	35	
Benzo(k)fluoranthene	0.333	0.00000	0.210	63.1	0.246	73.9	41-116		16	34	

Quality Control Summary

SDG: L424762

SLR International Corp. - West Linn, OR

Test:	Semi-volatile Organic Compounds by Method 8270C		
Project No:	008.0288.00037	Matrix:	Soil - mg/kg
Project:	Nord Door Project - Everett, WA	EPA ID:	TN00003
Collection Date:	9/24/2009	Analytic Batch:	WG443880
Analysis Date:	10/5/2009 8:18:00 PM	Analyst:	145
Instrument ID:	BNAMS4	Extraction Date:	10/2/2009
Sample Numbers:	L424762-01		

Matrix Spike/Matrix Spike Duplicate

L425143-02

Analyte	Spike		%		%		Control Limits	% Rec Qualifier	% RPD	Control Limits	RPD Qual
	Value	Sample	MS	Rec	MSD	Rec					
Benzylbutyl phthalate	0.333	0.00000	0.326	97.9	0.339	102	45-143		3.8	39	
Biphenyl	0.333	0.00000	0.280	84.1	0.261	78.3	49-103		7.2	24	
Bis(2-chlorethoxy)methane	0.333	0.00000	0.282	84.7	0.278	83.4	48-108		1.5	23	
Bis(2-chloroethyl)ether	0.333	0.00000	0.268	80.5	0.253	76.1	36-115		5.6	30	
Bis(2-chloroisopropyl)ether	0.333	0.00000	0.276	82.8	0.278	83.5	44-109		0.9	27	
Bis(2-ethylhexyl)phthalate	0.333	0.00000	0.299	89.9	0.319	95.8	40-128		6.3	34	
Caprolactam	0.333	0.00000	0.553	166	0.556	167	26-140	J5	0.5	27	
Carbazole	0.333	0.00000	0.247	74.1	0.271	81.5	43-122		9.5	25	
Chrysene	0.333	0.00000	0.240	72.0	0.260	78.2	39-119		8.2	31	
Dibenz(a,h)anthracene	0.333	0.00000	0.188	56.4	0.190	57.1	29-123		1.3	30	
Dibenzofuran	0.333	0.00000	0.228	68.5	0.226	67.8	54-111		1.0	21	
Diethyl phthalate	0.333	0.00000	0.228	68.3	0.249	74.7	51-113		8.9	21	
Dimethyl phthalate	0.333	0.00000	0.236	70.9	0.238	71.4	54-108		0.6	23	
Di-n-butyl phthalate	0.333	0.00000	0.283	85.0	0.291	87.3	49-121		2.6	22	
Di-n-octyl phthalate	0.333	0.00000	0.270	81.0	0.287	86.1	40-132		6.1	27	
Fluoranthene	0.333	0.00000	0.243	73.0	0.270	81.1	23-143		11	29	
Fluorene	0.333	0.00000	0.406	122	0.387	116	53-107	J5	4.9	22	
Hexachloro-1,3-butadiene	0.333	0.00000	0.239	71.8	0.250	75.2	39-113		4.7	26	
Hexachlorobenzene	0.333	0.00000	0.254	76.4	0.282	84.7	49-108		10	27	
Hexachlorocyclopentadiene	0.333	0.00000	0.101	30.2	0.101	30.3	10-131		0.3	39	
Hexachloroethane	0.333	0.00000	0.634	190	0.497	149	25-118	J5	24	35	
Indeno(1,2,3-cd)pyrene	0.333	0.00000	0.184	55.2	0.184	55.3	28-125		0.2	32	
Isophorone	0.333	0.00000	0.239	71.9	0.234	70.3	51-115		2.2	22	
Naphthalene	0.333	0.160	0.419	77.7	0.469	92.8	41-100		11	26	
Nitrobenzene	0.333	0.00000	0.208	62.5	0.205	61.6	40-102		1.6	24	
n-Nitrosodi-n-propylamine	0.333	0.00000	0.314	94.4	0.338	102	54-110		7.3	23	
n-Nitrosodiphenylamine	0.333	0.00000	0.982	295	0.591	177	54-138	J5	50	26	J3
Pentachlorophenol	0.333	0.00000	0.372	112	0.526	158	10-146	J5	34	35	
Phenanthrene	0.333	0.260	0.472	63.7	0.496	70.9	37-125		5.0	27	
Phenol	0.333	0.00000	0.231	69.3	0.232	69.5	52-111		0.3	22	
Pyrene	0.333	0.120	0.398	83.6	0.386	79.8	22-151		3.3	38	

Quality Control Summary

SDG: L424762

SLR International Corp. - West Linn, OR

Test:	Semi-volatile Organic Compounds by Method 8270C		
Project No:	008.0288.00037	Matrix:	Soil - mg/kg
Project:	Nord Door Project - Everett, WA	EPA ID:	TN00003
Collection Date:	9/24/2009	Analytic Batch:	WG443880
Analysis Date:	10/5/2009 8:18:00 PM	Analyst:	145
Instrument ID:	BNAMS4	Extraction Date:	10/2/2009
Sample Numbers:	L424762-01		

Laboratory Control Sample/ Laboratory Control Sample Duplicate

Analyte	Spike	%		%		Control Limits	Qualifier	%		Control Limits	Qualifier
		LCS	Rec	LCS	Rec			RPD	RPD		
1,2,4,5-Tetrachlorobenzene	0.333	0.274	82.4	0.241	72.5	51-112		13	21		
2,4,5-Trichlorophenol	0.333	0.289	86.7	0.273	81.9	53-110		5.7	25		
2,4,6-Trichlorophenol	0.333	0.242	72.8	0.220	66.1	56-109		9.7	20		
2,4-Dichlorophenol	0.333	0.283	85.0	0.243	73.0	54-107		15	21		
2,4-Dimethylphenol	0.333	0.435	131	0.374	112	58-119	J4	15	23		
2,4-Dinitrophenol	0.333	0.291	87.5	0.254	76.4	16-130		14	45		
2,4-Dinitrotoluene	0.333	0.274	82.3	0.258	77.4	53-120		6.1	23		
2,6-Dinitrotoluene	0.333	0.267	80.3	0.264	79.3	56-113		1.3	22		
2-Chloronaphthalene	0.333	0.268	80.6	0.249	74.8	55-103		7.5	20		
2-Chlorophenol	0.333	0.268	80.5	0.227	68.0	52-108		17	24		
2-Methylnaphthalene	0.333	0.280	84.0	0.244	73.3	52-107		14	21		
2-Methylphenol	0.333	0.302	90.8	0.261	78.3	58-116		15	22		
2-Nitroaniline	0.333	0.287	86.2	0.253	76.0	54-116		13	24		
2-Nitrophenol	0.333	0.268	80.6	0.234	70.2	38-110		14	24		
3&4-Methyl Phenol	0.333	0.327	98.2	0.293	87.9	60-136		11	29		
3,3-Dichlorobenzidine	0.333	0.252	75.6	0.249	74.9	24-123		1.0	35		
3-Nitroaniline	0.333	0.280	84.1	0.255	76.7	17-135		9.2	33		
4,6-Dinitro-2-methylphenol	0.333	0.303	91.1	0.271	81.4	34-111		11	33		
4-Bromophenyl-phenylether	0.333	0.356	107	0.326	97.9	47-98	J4	8.8	23		
4-Chloro-3-methylphenol	0.333	0.271	81.4	0.243	73.1	54-116		11	23		
4-Chloroaniline	0.333	0.313	94.0	0.266	79.9	18-130		16	31		
4-Chlorophenyl-phenylether	0.333	0.292	87.6	0.277	83.2	55-106		5.1	22		
4-Nitroaniline	0.333	0.241	72.3	0.227	68.2	16-133		5.9	37		
4-Nitrophenol	0.333	0.255	76.5	0.248	74.5	34-123		2.7	36		
Acenaphthene	0.333	0.264	79.1	0.255	76.4	54-102		3.5	20		
Acenaphthylene	0.333	0.277	83.2	0.261	78.5	56-104		5.9	20		
Acetophenone	0.333	0.230	69.0	0.196	58.8	42-92		16	22		
Anthracene	0.333	0.321	96.4	0.299	89.9	57-112		7.0	21		
Atrazine	0.333	0.285	85.5	0.268	80.5	40-143		6.1	25		
Benzaldehyde	0.333	0.142	42.7	0.123	37.0	0-69		14	32		
Benzo(a)anthracene	0.333	0.281	84.3	0.262	78.8	55-105		6.8	21		
Benzo(a)pyrene	0.333	0.271	81.3	0.256	77.0	59-114		5.5	22		
Benzo(b)fluoranthene	0.333	0.244	73.2	0.232	69.5	44-116		5.1	33		
Benzo(g,h,i)perylene	0.333	0.263	78.9	0.242	72.6	41-127		8.3	29		
Benzo(k)fluoranthene	0.333	0.267	80.2	0.250	75.0	36-119		6.7	37		

Quality Control Summary

SDG: L424762

SLR International Corp. - West Linn, OR

Test:	Semi-volatile Organic Compounds by Method 8270C		
Project No:	008.0288.00037	Matrix:	Soil - mg/kg
Project:	Nord Door Project - Everett, WA	EPA ID:	TN00003
Collection Date:	9/24/2009	Analytic Batch:	WG443880
Analysis Date:	10/5/2009 8:18:00 PM	Analyst:	145
Instrument ID:	BNAMS4	Extraction Date:	10/2/2009
Sample Numbers:	L424762-01		

Laboratory Control Sample/ Laboratory Control Sample Duplicate

Analyte	Spike	%		%		Control Limits	Qualifier	Control	
		LCS	Rec	LCS	Rec			RPD	Qualifier
Benzylbutyl phthalate	0.333	0.410	123	0.383	115	57-130		6.7	27
Biphenyl	0.333	0.267	80.2	0.247	74.0	54-103		8.0	21
Bis(2-chlorethoxy)methane	0.333	0.332	99.8	0.297	89.2	52-107		11	21
Bis(2-chloroethyl)ether	0.333	0.328	98.4	0.276	82.9	38-115		17	28
Bis(2-chloroisopropyl)ether	0.333	0.318	95.6	0.275	82.5	49-106		15	25
Bis(2-ethylhexyl)phthalate	0.333	0.399	120	0.382	115	50-130		4.6	29
Caprolactam	0.333	0.266	79.9	0.252	75.8	43-131		5.3	24
Carbazole	0.333	0.266	79.9	0.254	76.3	42-120		4.6	26
Chrysene	0.333	0.293	88.0	0.279	83.6	54-103		5.0	23
Dibenz(a,h)anthracene	0.333	0.251	75.3	0.230	69.1	42-128		8.5	28
Dibenzofuran	0.333	0.257	77.2	0.243	73.1	56-111		5.5	21
Diethyl phthalate	0.333	0.310	93.0	0.296	89.0	57-110		4.4	20
Dimethyl phthalate	0.333	0.316	94.8	0.303	91.1	57-108		3.9	20
Di-n-butyl phthalate	0.333	0.371	111	0.352	106	56-121		5.2	22
Di-n-octyl phthalate	0.333	0.375	113	0.368	111	50-128		2.0	26
Fluoranthene	0.333	0.277	83.1	0.260	78.0	51-109		6.3	26
Fluorene	0.333	0.260	77.9	0.248	74.5	53-106		4.5	20
Hexachloro-1,3-butadiene	0.333	0.285	85.5	0.238	71.3	46-110		18	25
Hexachlorobenzene	0.333	0.337	101	0.307	92.1	51-117		9.4	24
Hexachlorocyclopentadiene	0.333	0.239	71.9	0.209	62.7	21-127		14	40
Hexachloroethane	0.333	0.243	73.1	0.196	58.9	43-104		22	27
Indeno(1,2,3-cd)pyrene	0.333	0.250	74.9	0.236	70.8	42-127		5.6	28
Isophorone	0.333	0.272	81.6	0.240	72.2	56-116		12	21
Naphthalene	0.333	0.274	82.2	0.232	69.6	46-97		17	23
Nitrobenzene	0.333	0.254	76.3	0.219	65.6	46-102		15	23
n-Nitrosodi-n-propylamine	0.333	0.304	91.2	0.274	82.3	54-113		10	21
n-Nitrosodiphenylamine	0.333	0.322	96.7	0.307	92.1	66-126		4.9	22
Pentachlorophenol	0.333	0.312	93.7	0.287	86.0	37-118		8.5	28
Phenanthrene	0.333	0.266	79.8	0.251	75.4	56-102		5.7	20
Phenol	0.333	0.270	81.1	0.232	69.5	55-115		15	22
Pyrene	0.333	0.308	92.4	0.293	87.9	53-111		5.1	26

Quality Control Summary

SDG: L424762

SLR International Corp. - West Linn, OR

Test:	Semi-volatile Organic Compounds by Method 8270C		
Project No:	008.0288.00037	Matrix:	Soil - mg/kg
Project:	Nord Door Project - Everett, WA	EPA ID:	TN00003
Collection Date:	9/24/2009	Analytic Batch:	WG443937
Analysis Date:	10/7/2009 3:44:00 PM	Analyst:	145
Instrument ID:	BNAMS2	Extraction Date:	10/3/2009
Sample Numbers:	L424762-02, -03		

Matrix Spike/Matrix Spike Duplicate

L424530-03

Analyte	Spike		%		%		Control Limits	% Rec Qualifier	% RPD	Control Limits	RPD Qual
	Value	Sample	MS	Rec	MSD	Rec					
1,2,4,5-Tetrachlorobenzene	0.333	0.00000	0.297	89.2	0.284	85.2	47-111		4.5	20	
2,4,5-Trichlorophenol	0.333	0.00000	0.375	113	0.340	102	28-128		10.0	29	
2,4,6-Trichlorophenol	0.333	0.00000	0.320	96.0	0.313	94.0	27-128		2.0	31	
2,4-Dichlorophenol	0.333	0.00000	0.318	95.6	0.306	91.9	39-116		4.0	23	
2,4-Dimethylphenol	0.333	0.00000	0.494	148	0.464	139	50-119	J5	6.2	27	
2,4-Dinitrophenol	0.333	0.00000	0.142	42.5	0.135	40.7	10-123		4.5	42	
2,4-Dinitrotoluene	0.333	0.00000	0.320	96.2	0.298	89.6	52-121		7.1	23	
2,6-Dinitrotoluene	0.333	0.00000	0.322	96.6	0.291	87.3	53-114		10	22	
2-Chloronaphthalene	0.333	0.00000	0.316	94.9	0.295	88.5	52-101		7.1	20	
2-Chlorophenol	0.333	0.00000	0.299	89.8	0.298	89.5	41-112		0.3	27	
2-Methylnaphthalene	0.333	0.00000	0.336	101	0.311	93.4	48-109		7.7	22	
2-Methylphenol	0.333	0.00000	0.332	99.7	0.314	94.2	56-111		5.6	20	
2-Nitroaniline	0.333	0.00000	0.337	101	0.305	91.7	52-117		10.0	24	
2-Nitrophenol	0.333	0.00000	0.313	93.9	0.300	90.2	23-117		4.0	31	
3&4-Methyl Phenol	0.333	0.00000	0.385	116	0.369	111	50-134		4.4	32	
3,3-Dichlorobenzidine	0.333	0.00000	0.188	56.6	0.170	51.1	10-133		10	41	
3-Nitroaniline	0.333	0.00000	0.306	91.9	0.291	87.3	5-134		5.1	30	
4,6-Dinitro-2-methylphenol	0.333	0.00000	0.195	58.5	0.188	56.5	10-124		3.4	38	
4-Bromophenyl-phenylether	0.333	0.00000	0.369	111	0.354	106	37-103	J5	4.0	23	
4-Chloro-3-methylphenol	0.333	0.00000	0.327	98.1	0.304	91.4	52-119		7.0	24	
4-Chloroaniline	0.333	0.00000	0.326	98.0	0.303	90.9	4-134		7.6	28	
4-Chlorophenyl-phenylether	0.333	0.00000	0.389	117	0.360	108	53-105	J5	8.0	20	
4-Nitroaniline	0.333	0.00000	0.332	99.8	0.313	94.1	12-129		5.9	34	
4-Nitrophenol	0.333	0.00000	0.344	103	0.321	96.4	15-140		6.8	40	
Acenaphthene	0.333	0.00000	0.349	105	0.319	95.8	52-102	J5	8.9	23	
Acenaphthylene	0.333	0.00000	0.351	105	0.319	95.8	54-103	J5	9.5	22	
Acetophenone	0.333	0.00000	0.243	73.0	0.240	72.1	38-94		1.3	22	
Anthracene	0.333	0.00000	0.368	111	0.342	103	55-114		7.3	21	
Atrazine	0.333	0.00000	0.351	106	0.310	93.2	40-144		12	21	
Benzaldehyde	0.333	0.00000	0.161	48.4	0.159	47.8	0-100		1.4	37	
Benzo(a)anthracene	0.333	0.00000	0.321	96.3	0.311	93.4	37-124		3.1	33	
Benzo(a)pyrene	0.333	0.00000	0.318	95.6	0.303	91.1	44-129		4.8	27	
Benzo(b)fluoranthene	0.333	0.00000	0.308	92.3	0.310	93.2	28-135		0.9	33	
Benzo(g,h,i)perylene	0.333	0.00000	0.180	54.2	0.151	45.3	25-123		18	35	
Benzo(k)fluoranthene	0.333	0.00000	0.290	87.0	0.305	91.7	41-116		5.3	34	

Quality Control Summary

SDG: L424762

SLR International Corp. - West Linn, OR

Test:	Semi-volatile Organic Compounds by Method 8270C		
Project No:	008.0288.00037	Matrix:	Soil - mg/kg
Project:	Nord Door Project - Everett, WA	EPA ID:	TN00003
Collection Date:	9/24/2009	Analytic Batch:	WG443937
Analysis Date:	10/7/2009 3:44:00 PM	Analyst:	145
Instrument ID:	BNAMS2	Extraction Date:	10/3/2009
Sample Numbers:	L424762-02, -03		

Matrix Spike/Matrix Spike Duplicate

L424530-03

Analyte	Spike		%		%		Control Limits	% Rec Qualifier	% RPD	Control Limits	RPD Qual
	Value	Sample	MS	Rec	MSD	Rec					
Benzylbutyl phthalate	0.333	0.00000	0.406	122	0.395	119	45-143		2.7	39	
Biphenyl	0.333	0.00000	0.323	97.0	0.304	91.4	49-103		5.9	24	
Bis(2-chlorethoxy)methane	0.333	0.00000	0.366	110	0.343	103	48-108	J5	6.5	23	
Bis(2-chloroethyl)ether	0.333	0.00000	0.328	98.6	0.305	91.4	36-115		7.5	30	
Bis(2-chloroisopropyl)ether	0.333	0.00000	0.327	98.3	0.325	97.7	44-109		0.6	27	
Bis(2-ethylhexyl)phthalate	0.333	0.00000	0.385	116	0.367	110	40-128		4.8	34	
Caprolactam	0.333	0.00000	0.331	99.5	0.235	70.5	26-140		34	27	J3
Carbazole	0.333	0.00000	0.328	98.6	0.312	93.7	43-122		5.1	25	
Chrysene	0.333	0.00000	0.344	103	0.329	98.7	39-119		4.7	31	
Dibenz(a,h)anthracene	0.333	0.00000	0.197	59.1	0.167	50.1	29-123		16	30	
Dibenzofuran	0.333	0.00000	0.334	100	0.303	91.0	54-111		9.7	21	
Diethyl phthalate	0.333	0.00000	0.384	115	0.348	104	51-113	J5	9.9	21	
Dimethyl phthalate	0.333	0.00000	0.384	115	0.356	107	54-108	J5	7.7	23	
Di-n-butyl phthalate	0.333	0.00000	0.406	122	0.388	117	49-121	J5	4.4	22	
Di-n-octyl phthalate	0.333	0.00000	0.380	114	0.359	108	40-132		5.8	27	
Fluoranthene	0.333	0.00000	0.340	102	0.330	98.9	23-143		3.1	29	
Fluorene	0.333	0.00000	0.346	104	0.322	96.6	53-107		7.3	22	
Hexachloro-1,3-butadiene	0.333	0.00000	0.318	95.5	0.305	91.6	39-113		4.2	26	
Hexachlorobenzene	0.333	0.00000	0.321	96.4	0.300	89.9	49-108		6.9	27	
Hexachlorocyclopentadiene	0.333	0.00000	0.115	34.6	0.112	33.5	10-131		3.2	39	
Hexachloroethane	0.333	0.00000	0.252	75.6	0.256	77.0	25-118		1.8	35	
Indeno(1,2,3-cd)pyrene	0.333	0.00000	0.188	56.5	0.162	48.5	28-125		15	32	
Isophorone	0.333	0.00000	0.306	91.9	0.293	88.0	51-115		4.4	22	
Naphthalene	0.333	0.00000	0.306	91.9	0.296	88.8	41-100		3.4	26	
Nitrobenzene	0.333	0.00000	0.284	85.4	0.277	83.2	40-102		2.5	24	
n-Nitrosodi-n-propylamine	0.333	0.00000	0.350	105	0.334	100	54-110		4.9	23	
n-Nitrosodiphenylamine	0.333	0.00000	0.371	111	0.349	105	54-138		5.9	26	
Pentachlorophenol	0.333	0.00000	0.296	88.7	0.288	86.6	10-146		2.4	35	
Phenanthrene	0.333	0.00000	0.332	99.6	0.316	94.8	37-125		4.9	27	
Phenol	0.333	0.00000	0.331	99.5	0.321	96.5	52-111		3.1	22	
Pyrene	0.333	0.00000	0.344	103	0.323	97.0	22-151		6.3	38	

Quality Control Summary

SDG: L424762

SLR International Corp. - West Linn, OR

Test:	Semi-volatile Organic Compounds by Method 8270C		
Project No:	008.0288.00037	Matrix:	Soil - mg/kg
Project:	Nord Door Project - Everett, WA	EPA ID:	TN00003
Collection Date:	9/24/2009	Analytic Batch:	WG443937
Analysis Date:	10/7/2009 3:44:00 PM	Analyst:	145
Instrument ID:	BNAMS2	Extraction Date:	10/3/2009
Sample Numbers:	L424762-02, -03		

Laboratory Control Sample/ Laboratory Control Sample Duplicate

Analyte	Spike	%		%		Control Limits	Qualifier	%		Control Limits	Qualifier
		LCS	Rec	LCS	Rec			RPD	RPD		
1,2,4,5-Tetrachlorobenzene	0.333	0.245	73.7	0.291	87.4	51-112		17	21		
2,4,5-Trichlorophenol	0.333	0.270	81.2	0.354	106	53-110		27	25		J3
2,4,6-Trichlorophenol	0.333	0.237	71.1	0.302	90.7	56-109		24	20		J3
2,4-Dichlorophenol	0.333	0.256	77.0	0.316	94.9	54-107		21	21		
2,4-Dimethylphenol	0.333	0.397	119	0.485	146	58-119	J4	20	23		
2,4-Dinitrophenol	0.333	0.148	44.6	0.165	49.7	16-130		11	45		
2,4-Dinitrotoluene	0.333	0.245	73.5	0.316	94.9	53-120		25	23		J3
2,6-Dinitrotoluene	0.333	0.233	69.9	0.297	89.1	56-113		24	22		J3
2-Chloronaphthalene	0.333	0.243	73.0	0.315	94.7	55-103		26	20		J3
2-Chlorophenol	0.333	0.250	75.1	0.313	94.0	52-108		22	24		
2-Methylnaphthalene	0.333	0.261	78.3	0.329	98.8	52-107		23	21		J3
2-Methylphenol	0.333	0.262	78.6	0.333	100	58-116		24	22		J3
2-Nitroaniline	0.333	0.252	75.7	0.321	96.4	54-116		24	24		
2-Nitrophenol	0.333	0.261	78.4	0.318	95.5	38-110		20	24		
3&4-Methyl Phenol	0.333	0.301	90.5	0.378	114	60-136		23	29		
3,3-Dichlorobenzidine	0.333	0.217	65.2	0.272	81.6	24-123		22	35		
3-Nitroaniline	0.333	0.252	75.6	0.314	94.3	17-135		22	33		
4,6-Dinitro-2-methylphenol	0.333	0.201	60.2	0.233	69.9	34-111		15	33		
4-Bromophenyl-phenylether	0.333	0.300	90.1	0.368	110	47-98	J4	20	23		
4-Chloro-3-methylphenol	0.333	0.260	78.1	0.321	96.4	54-116		21	23		
4-Chloroaniline	0.333	0.283	85.1	0.336	101	18-130		17	31		
4-Chlorophenyl-phenylether	0.333	0.286	85.9	0.368	110	55-106	J4	25	22		J3
4-Nitroaniline	0.333	0.270	81.1	0.341	102	16-133		23	37		
4-Nitrophenol	0.333	0.251	75.5	0.321	96.3	34-123		24	36		
Acenaphthene	0.333	0.254	76.2	0.318	95.4	54-102		22	20		J3
Acenaphthylene	0.333	0.262	78.6	0.334	100	56-104		24	20		J3
Acetophenone	0.333	0.197	59.2	0.254	76.3	42-92		25	22		J3
Anthracene	0.333	0.297	89.2	0.365	110	57-112		21	21		
Atrazine	0.333	0.250	75.0	0.325	97.7	40-143		26	25		J3
Benzaldehyde	0.333	0.130	38.9	0.168	50.4	0-69		26	32		
Benzo(a)anthracene	0.333	0.261	78.3	0.323	96.9	55-105		21	21		J3
Benzo(a)pyrene	0.333	0.248	74.6	0.315	94.7	59-114		24	22		J3
Benzo(b)fluoranthene	0.333	0.218	65.5	0.312	93.8	44-116		35	33		J3
Benzo(g,h,i)perylene	0.333	0.199	59.6	0.266	79.8	41-127		29	29		
Benzo(k)fluoranthene	0.333	0.234	70.4	0.255	76.7	36-119		8.6	37		

Quality Control Summary

SDG: L424762

SLR International Corp. - West Linn, OR

Test:	Semi-volatile Organic Compounds by Method 8270C		
Project No:	008.0288.00037	Matrix:	Soil - mg/kg
Project:	Nord Door Project - Everett, WA	EPA ID:	TN00003
Collection Date:	9/24/2009	Analytic Batch:	WG443937
Analysis Date:	10/7/2009 3:44:00 PM	Analyst:	145
Instrument ID:	BNAMS2	Extraction Date:	10/3/2009
Sample Numbers:	L424762-02, -03		

Laboratory Control Sample/ Laboratory Control Sample Duplicate

Analyte	Spike	% Control				Qualifier	RPD	% Control		
		LCS	Rec	LCSD	Rec			Limits	Qualifier	
Benzylbutyl phthalate	0.333	0.308	92.6	0.386	116	57-130		22	27	
Biphenyl	0.333	0.249	74.8	0.311	93.3	54-103		22	21	J3
Bis(2-chlorethoxy)methane	0.333	0.307	92.3	0.369	111	52-107	J4	18	21	
Bis(2-chloroethyl)ether	0.333	0.298	89.6	0.346	104	38-115		15	28	
Bis(2-chloroisopropyl)ether	0.333	0.282	84.7	0.341	102	49-106		19	25	
Bis(2-ethylhexyl)phthalate	0.333	0.292	87.7	0.368	111	50-130		23	29	
Caprolactam	0.333	0.240	72.1	0.291	87.3	43-131		19	24	
Carbazole	0.333	0.268	80.6	0.335	101	42-120		22	26	
Chrysene	0.333	0.269	80.9	0.332	99.6	54-103		21	23	
Dibenz(a,h)anthracene	0.333	0.195	58.7	0.265	79.6	42-128		30	28	J3
Dibenzofuran	0.333	0.244	73.4	0.313	93.9	56-111		25	21	J3
Diethyl phthalate	0.333	0.282	84.8	0.371	111	57-110	J4	27	20	J3
Dimethyl phthalate	0.333	0.281	84.3	0.355	107	57-108		23	20	J3
Di-n-butyl phthalate	0.333	0.309	92.7	0.400	120	56-121		26	22	J3
Di-n-octyl phthalate	0.333	0.292	87.8	0.367	110	50-128		23	26	
Fluoranthene	0.333	0.281	84.5	0.354	106	51-109		23	26	
Fluorene	0.333	0.260	78.2	0.333	99.9	53-106		24	20	J3
Hexachloro-1,3-butadiene	0.333	0.265	79.7	0.316	94.9	46-110		17	25	
Hexachlorobenzene	0.333	0.262	78.8	0.317	95.2	51-117		19	24	
Hexachlorocyclopentadiene	0.333	0.145	43.5	0.160	48.2	21-127		10	40	
Hexachloroethane	0.333	0.221	66.3	0.276	83.0	43-104		22	27	
Indeno(1,2,3-cd)pyrene	0.333	0.195	58.6	0.263	78.9	42-127		30	28	J3
Isophorone	0.333	0.246	73.7	0.297	89.2	56-116		19	21	
Naphthalene	0.333	0.257	77.2	0.306	92.0	46-97		18	23	
Nitrobenzene	0.333	0.242	72.6	0.297	89.3	46-102		21	23	
n-Nitrosodi-n-propylamine	0.333	0.283	85.0	0.358	108	54-113		23	21	J3
n-Nitrosodiphenylamine	0.333	0.295	88.6	0.369	111	66-126		22	22	J3
Pentachlorophenol	0.333	0.219	65.8	0.268	80.3	37-118		20	28	
Phenanthrene	0.333	0.261	78.4	0.323	96.9	56-102		21	20	J3
Phenol	0.333	0.273	82.0	0.338	101	55-115		21	22	
Pyrene	0.333	0.258	77.5	0.319	95.7	53-111		21	26	

Quality Control Summary

SDG: L424762

SLR International Corp. - West Linn, OR

Test:	Semi-volatile Organic Compounds by Method 8270C		
Project No:	008.0288.00037	Matrix:	Soil - mg/kg
Project:	Nord Door Project - Everett, WA	EPA ID:	TN00003
Collection Date:	9/24/2009	Analytic Batch:	WG444164
Analysis Date:	10/6/2009 7:43:00 PM	Analyst:	145
Instrument ID:	BNAMS2	Extraction Date:	10/5/2009
Sample Numbers:	L424762-04, -05		

Matrix Spike/Matrix Spike Duplicate

L425214-14

Analyte	Spike		%		MSD	% Rec	Control Limits	% Rec Qualifier	% RPD	Control Limits	RPD Qual
	Value	Sample	MS	Rec							
1,2,4,5-Tetrachlorobenzene	0.333	0.00000	0.244	73.4	0.240	72.1	47-111		1.7	20	
2,4,5-Trichlorophenol	0.333	0.00000	0.283	84.9	0.283	85.1	28-128		0.3	29	
2,4,6-Trichlorophenol	0.333	0.00000	0.238	71.6	0.239	71.7	27-128		0.2	31	
2,4-Dichlorophenol	0.333	0.00000	0.256	76.8	0.256	76.8	39-116		0.0	23	
2,4-Dimethylphenol	0.333	0.00000	0.387	116	0.398	119	50-119	J5	2.7	27	
2,4-Dinitrophenol	0.333	0.00000	0.102	30.7	0.105	31.6	10-123		2.8	42	
2,4-Dinitrotoluene	0.333	0.00000	0.248	74.5	0.245	73.7	52-121		1.1	23	
2,6-Dinitrotoluene	0.333	0.00000	0.253	76.1	0.244	73.2	53-114		3.8	22	
2-Chloronaphthalene	0.333	0.00000	0.254	76.4	0.254	76.1	52-101		0.3	20	
2-Chlorophenol	0.333	0.00000	0.244	73.4	0.236	71.0	41-112		3.3	27	
2-Methylnaphthalene	0.333	0.00000	0.271	81.4	0.269	80.8	48-109		0.6	22	
2-Methylphenol	0.333	0.00000	0.261	78.3	0.256	76.9	56-111		1.8	20	
2-Nitroaniline	0.333	0.00000	0.260	78.2	0.255	76.5	52-117		2.3	24	
2-Nitrophenol	0.333	0.00000	0.247	74.1	0.247	74.1	23-117		0.1	31	
3&4-Methyl Phenol	0.333	0.00000	0.301	90.3	0.303	90.9	50-134		0.8	32	
3,3-Dichlorobenzidine	0.333	0.00000	0.225	67.4	0.217	65.2	10-133		3.4	41	
3-Nitroaniline	0.333	0.00000	0.235	70.5	0.236	70.9	5-134		0.7	30	
4,6-Dinitro-2-methylphenol	0.333	0.00000	0.173	52.0	0.180	54.2	10-124		4.2	38	
4-Bromophenyl-phenylether	0.333	0.00000	0.337	101	0.323	97.0	37-103		4.1	23	
4-Chloro-3-methylphenol	0.333	0.00000	0.257	77.2	0.257	77.3	52-119		0.1	24	
4-Chloroaniline	0.333	0.00000	0.270	81.1	0.273	82.0	4-134		1.2	28	
4-Chlorophenyl-phenylether	0.333	0.00000	0.307	92.2	0.292	87.6	53-105		5.0	20	
4-Nitroaniline	0.333	0.00000	0.232	69.8	0.246	73.7	12-129		5.5	34	
4-Nitrophenol	0.333	0.00000	0.222	66.5	0.231	69.5	15-140		4.3	40	
Acenaphthene	0.333	0.00000	0.278	83.4	0.268	80.4	52-102		3.6	23	
Acenaphthylene	0.333	0.00000	0.277	83.2	0.274	82.3	54-103		1.1	22	
Acetophenone	0.333	0.00000	0.201	60.4	0.200	60.1	38-94		0.4	22	
Anthracene	0.333	0.00000	0.310	93.2	0.301	90.4	55-114		3.0	21	
Atrazine	0.333	0.00000	0.262	78.8	0.260	78.0	40-144		1.0	21	
Benzaldehyde	0.333	0.00000	0.123	37.1	0.126	37.9	0-100		2.1	37	
Benzo(a)anthracene	0.333	0.00000	0.284	85.4	0.270	81.0	37-124		5.3	33	
Benzo(a)pyrene	0.333	0.00000	0.263	78.9	0.259	77.8	44-129		1.3	27	
Benzo(b)fluoranthene	0.333	0.00000	0.246	73.8	0.224	67.2	28-135		9.4	33	
Benzo(g,h,i)perylene	0.333	0.00000	0.219	65.8	0.202	60.7	25-123		8.1	35	
Benzo(k)fluoranthene	0.333	0.00000	0.231	69.4	0.239	71.6	41-116		3.2	34	

Quality Control Summary

SDG: L424762

SLR International Corp. - West Linn, OR

Test:	Semi-volatile Organic Compounds by Method 8270C		
Project No:	008.0288.00037	Matrix:	Soil - mg/kg
Project:	Nord Door Project - Everett, WA	EPA ID:	TN00003
Collection Date:	9/24/2009	Analytic Batch:	WG444164
Analysis Date:	10/6/2009 7:43:00 PM	Analyst:	145
Instrument ID:	BNAMS2	Extraction Date:	10/5/2009
Sample Numbers:	L424762-04, -05		

Matrix Spike/Matrix Spike Duplicate

L425214-14

Analyte	Spike Value	Sample	MS	L425214-14		% Rec	Control Limits	% Rec Qualifier	% RPD	Control Limits	RPD Qual
				% Rec	MSD						
Benzylbutyl phthalate	0.333	0.00000	0.360	108	0.329	98.7	45-143		9.2	39	
Biphenyl	0.333	0.00000	0.256	76.8	0.256	76.9	49-103		0.1	24	
Bis(2-chlorethoxy)methane	0.333	0.00000	0.310	93.2	0.305	91.7	48-108		1.6	23	
Bis(2-chloroethyl)ether	0.333	0.00000	0.265	79.6	0.271	81.5	36-115		2.4	30	
Bis(2-chloroisopropyl)ether	0.333	0.00000	0.276	83.0	0.271	81.5	44-109		1.9	27	
Bis(2-ethylhexyl)phthalate	0.333	0.00000	0.338	101	0.310	93.0	40-128		8.6	34	
Caprolactam	0.333	0.00000	0.238	71.3	0.229	68.8	26-140		3.6	27	
Carbazole	0.333	0.00000	0.263	79.0	0.267	80.1	43-122		1.5	25	
Chrysene	0.333	0.00000	0.280	84.2	0.265	79.7	39-119		5.5	31	
Dibenz(a,h)anthracene	0.333	0.00000	0.218	65.6	0.207	62.2	29-123		5.4	30	
Dibenzofuran	0.333	0.00000	0.260	78.1	0.258	77.3	54-111		1.0	21	
Diethyl phthalate	0.333	0.00000	0.307	92.1	0.296	88.8	51-113		3.7	21	
Dimethyl phthalate	0.333	0.00000	0.308	92.6	0.300	90.2	54-108		2.6	23	
Di-n-butyl phthalate	0.333	0.00000	0.368	111	0.348	105	49-121		5.5	22	
Di-n-octyl phthalate	0.333	0.00000	0.332	99.8	0.308	92.6	40-132		7.5	27	
Fluoranthene	0.333	0.00000	0.279	83.9	0.280	84.1	23-143		0.3	29	
Fluorene	0.333	0.00000	0.267	80.3	0.265	79.5	53-107		0.9	22	
Hexachloro-1,3-butadiene	0.333	0.00000	0.250	75.2	0.246	73.8	39-113		1.8	26	
Hexachlorobenzene	0.333	0.00000	0.285	85.5	0.279	83.8	49-108		1.9	27	
Hexachlorocyclopentadiene	0.333	0.00000	0.0953	28.6	0.107	32.3	10-131		12	39	
Hexachloroethane	0.333	0.00000	0.218	65.4	0.214	64.3	25-118		1.7	35	
Indeno(1,2,3-cd)pyrene	0.333	0.00000	0.219	65.8	0.206	61.7	28-125		6.3	32	
Isophorone	0.333	0.00000	0.253	75.9	0.254	76.2	51-115		0.4	22	
Naphthalene	0.333	0.00000	0.245	73.7	0.244	73.4	41-100		0.5	26	
Nitrobenzene	0.333	0.00000	0.236	70.7	0.240	72.0	40-102		1.8	24	
n-Nitrosodi-n-propylamine	0.333	0.00000	0.300	90.1	0.292	87.6	54-110		2.8	23	
n-Nitrosodiphenylamine	0.333	0.00000	0.336	101	0.311	93.3	54-138		8.0	26	
Pentachlorophenol	0.333	0.00000	0.218	65.4	0.218	65.6	10-146		0.3	35	
Phenanthrene	0.333	0.00000	0.283	84.9	0.277	83.3	37-125		1.9	27	
Phenol	0.333	0.00000	0.249	74.8	0.252	75.8	52-111		1.3	22	
Pyrene	0.333	0.00000	0.304	91.3	0.277	83.1	22-151		9.3	38	

Quality Control Summary

SDG: L424762

SLR International Corp. - West Linn, OR

Test:	Semi-volatile Organic Compounds by Method 8270C		
Project No:	008.0288.00037	Matrix:	Soil - mg/kg
Project:	Nord Door Project - Everett, WA	EPA ID:	TN00003
Collection Date:	9/24/2009	Analytic Batch:	WG444164
Analysis Date:	10/6/2009 7:43:00 PM	Analyst:	145
Instrument ID:	BNAMS2	Extraction Date:	10/5/2009
Sample Numbers:	L424762-04, -05		

Laboratory Control Sample/ Laboratory Control Sample Duplicate

Analyte	Spike	%		%		Control Limits	Qualifier	%		Control Limits	Qualifier
		LCS	Rec	LCS	Rec			RPD	RPD		
1,2,4,5-Tetrachlorobenzene	0.333	0.255	76.6	0.272	81.6	51-112		6.4	21		
2,4,5-Trichlorophenol	0.333	0.302	90.8	0.296	88.9	53-110		2.0	25		
2,4,6-Trichlorophenol	0.333	0.255	76.6	0.268	80.6	56-109		5.1	20		
2,4-Dichlorophenol	0.333	0.274	82.3	0.291	87.4	54-107		6.0	21		
2,4-Dimethylphenol	0.333	0.413	124	0.448	134	58-119	J4	8.2	23		
2,4-Dinitrophenol	0.333	0.137	41.2	0.131	39.3	16-130		4.8	45		
2,4-Dinitrotoluene	0.333	0.267	80.0	0.279	83.7	53-120		4.4	23		
2,6-Dinitrotoluene	0.333	0.273	82.1	0.274	82.3	56-113		0.3	22		
2-Chloronaphthalene	0.333	0.271	81.2	0.283	85.0	55-103		4.5	20		
2-Chlorophenol	0.333	0.276	83.0	0.286	86.0	52-108		3.6	24		
2-Methylnaphthalene	0.333	0.282	84.6	0.307	92.3	52-107		8.7	21		
2-Methylphenol	0.333	0.293	87.9	0.305	91.7	58-116		4.3	22		
2-Nitroaniline	0.333	0.279	83.6	0.292	87.6	54-116		4.6	24		
2-Nitrophenol	0.333	0.272	81.7	0.289	86.8	38-110		6.0	24		
3&4-Methyl Phenol	0.333	0.337	101	0.344	103	60-136		2.1	29		
3,3-Dichlorobenzidine	0.333	0.243	72.9	0.256	76.8	24-123		5.2	35		
3-Nitroaniline	0.333	0.279	83.8	0.285	85.7	17-135		2.2	33		
4,6-Dinitro-2-methylphenol	0.333	0.199	59.8	0.185	55.6	34-111		7.2	33		
4-Bromophenyl-phenylether	0.333	0.339	102	0.345	103	47-98	J4	1.6	23		
4-Chloro-3-methylphenol	0.333	0.269	80.8	0.289	86.7	54-116		7.0	23		
4-Chloroaniline	0.333	0.295	88.5	0.307	92.1	18-130		3.9	31		
4-Chlorophenyl-phenylether	0.333	0.318	95.6	0.326	98.0	55-106		2.5	22		
4-Nitroaniline	0.333	0.280	84.1	0.292	87.6	16-133		4.1	37		
4-Nitrophenol	0.333	0.261	78.3	0.265	79.6	34-123		1.6	36		
Acenaphthene	0.333	0.292	87.7	0.298	89.5	54-102		2.0	20		
Acenaphthylene	0.333	0.297	89.2	0.301	90.5	56-104		1.4	20		
Acetophenone	0.333	0.221	66.4	0.229	68.9	42-92		3.7	22		
Anthracene	0.333	0.318	95.4	0.321	96.4	57-112		1.1	21		
Atrazine	0.333	0.278	83.4	0.289	86.9	40-143		4.1	25		
Benzaldehyde	0.333	0.143	42.9	0.151	45.4	0-69		5.6	32		
Benzo(a)anthracene	0.333	0.279	83.9	0.305	91.6	55-105		8.8	21		
Benzo(a)pyrene	0.333	0.275	82.6	0.283	85.1	59-114		2.9	22		
Benzo(b)fluoranthene	0.333	0.246	74.0	0.258	77.5	44-116		4.7	33		
Benzo(g,h,i)perylene	0.333	0.223	66.8	0.221	66.4	41-127		0.7	29		
Benzo(k)fluoranthene	0.333	0.253	76.0	0.243	73.1	36-119		3.8	37		

Quality Control Summary

SDG: L424762

SLR International Corp. - West Linn, OR

Test:	Semi-volatile Organic Compounds by Method 8270C		
Project No:	008.0288.00037	Matrix:	Soil - mg/kg
Project:	Nord Door Project - Everett, WA	EPA ID:	TN00003
Collection Date:	9/24/2009	Analytic Batch:	WG444164
Analysis Date:	10/6/2009 7:43:00 PM	Analyst:	145
Instrument ID:	BNAMS2	Extraction Date:	10/5/2009
Sample Numbers:	L424762-04, -05		

Laboratory Control Sample/ Laboratory Control Sample Duplicate

Analyte	Spike	%		%		Control Limits	Qualifier	%		Control Limits	Qualifier
		LCS	Rec	LCS	Rec			RPD	RPD		
Benzylbutyl phthalate	0.333	0.346	104	0.352	106	57-130		1.7	27		
Biphenyl	0.333	0.279	83.7	0.284	85.4	54-103		2.0	21		
Bis(2-chlorethoxy)methane	0.333	0.321	96.5	0.342	103	52-107		6.1	21		
Bis(2-chloroethyl)ether	0.333	0.299	89.9	0.310	93.0	38-115		3.4	28		
Bis(2-chloroisopropyl)ether	0.333	0.305	91.5	0.310	93.1	49-106		1.7	25		
Bis(2-ethylhexyl)phthalate	0.333	0.325	97.6	0.340	102	50-130		4.6	29		
Caprolactam	0.333	0.248	74.4	0.266	80.0	43-131		7.2	24		
Carbazole	0.333	0.289	86.9	0.291	87.4	42-120		0.6	26		
Chrysene	0.333	0.278	83.4	0.293	87.9	54-103		5.3	23		
Dibenz(a,h)anthracene	0.333	0.222	66.7	0.226	67.8	42-128		1.7	28		
Dibenzofuran	0.333	0.269	80.7	0.291	87.3	56-111		7.8	21		
Diethyl phthalate	0.333	0.310	93.0	0.336	101	57-110		8.3	20		
Dimethyl phthalate	0.333	0.323	96.9	0.339	102	57-108		5.1	20		
Di-n-butyl phthalate	0.333	0.354	106	0.364	109	56-121		2.9	22		
Di-n-octyl phthalate	0.333	0.312	93.6	0.314	94.4	50-128		0.8	26		
Fluoranthene	0.333	0.297	89.2	0.305	91.7	51-109		2.8	26		
Fluorene	0.333	0.288	86.6	0.296	88.8	53-106		2.6	20		
Hexachloro-1,3-butadiene	0.333	0.269	80.8	0.296	88.9	46-110		9.6	25		
Hexachlorobenzene	0.333	0.289	86.8	0.288	86.4	51-117		0.4	24		
Hexachlorocyclopentadiene	0.333	0.125	37.4	0.126	37.8	21-127		1.0	40		
Hexachloroethane	0.333	0.243	73.0	0.264	79.4	43-104		8.5	27		
Indeno(1,2,3-cd)pyrene	0.333	0.224	67.3	0.225	67.5	42-127		0.3	28		
Isophorone	0.333	0.260	78.2	0.282	84.8	56-116		8.1	21		
Naphthalene	0.333	0.263	79.1	0.286	86.0	46-97		8.4	23		
Nitrobenzene	0.333	0.253	75.9	0.274	82.1	46-102		7.9	23		
n-Nitrosodi-n-propylamine	0.333	0.313	93.9	0.320	96.0	54-113		2.2	21		
n-Nitrosodiphenylamine	0.333	0.330	99.0	0.332	99.6	66-126		0.7	22		
Pentachlorophenol	0.333	0.206	61.8	0.207	62.2	37-118		0.6	28		
Phenanthrene	0.333	0.287	86.1	0.296	89.0	56-102		3.3	20		
Phenol	0.333	0.266	79.9	0.275	82.6	55-115		3.3	22		
Pyrene	0.333	0.288	86.6	0.310	93.0	53-111		7.1	26		

Quality Control Summary

SDG: L424762

SLR International Corp. - West Linn, OR

Test:	Semi-volatile Organic Compounds by Method 8270C-SIM		
Project No:	008.0288.00037	Matrix:	Soil - mg/kg
Project:	Nord Door Project - Everett, WA	EPA ID:	TN00003
Collection Date:	9/24/2009	Analytic Batch:	WG443728
Analysis Date:	10/4/2009 2:19:00 AM	Analyst:	0
Instrument ID:	BNAMS3	Extraction Date:	10/2/2009
Sample Numbers:	L424762-01, -02, -03, -04, -05		

Matrix Spike/Matrix Spike Duplicate

L423847-08

Analyte	Spike		%		MSD	% Rec	Control Limits	% Rec Qualifier	% RPD	Control Limits	RPD Qual
	Value	Sample	MS	Rec							
1-Methylnaphthalene	0.0330	0.00000	0.0232	70.3	0.0268	81.3	19-131		14	30	
2-Chloronaphthalene	0.0330	0.00000	0.0228	69.2	0.0271	82.0	38-117		17	26	
2-Methylnaphthalene	0.0330	0.00000	0.0193	58.4	0.0241	73.0	18-125		22	29	
Acenaphthene	0.0330	0.00000	0.0232	70.5	0.0280	84.9	31-120		19	30	
Acenaphthylene	0.0330	0.00000	0.0236	71.5	0.0298	90.3	34-116		23	29	
Anthracene	0.0330	0.00000	0.0232	70.2	0.0291	88.1	32-131		23	26	
Benzo(a)anthracene	0.0330	0.00000	0.0233	70.7	0.0292	88.6	32-131		23	31	
Benzo(a)pyrene	0.0330	0.00000	0.0250	75.8	0.0273	82.7	28-130		8.7	28	
Benzo(b)fluoranthene	0.0330	0.00000	0.0258	78.1	0.0304	92.2	37-130		16	41	
Benzo(g,h,i)perylene	0.0330	0.00000	0.0267	80.9	0.0321	97.3	10-134		18	26	
Benzo(k)fluoranthene	0.0330	0.00000	0.0229	69.3	0.0277	84.0	31-129		19	42	
Chrysene	0.0330	0.00000	0.0243	73.5	0.0296	89.6	25-137		20	22	
Dibenz(a,h)anthracene	0.0330	0.00000	0.0265	80.2	0.0319	96.6	20-134		19	25	
Fluoranthene	0.0330	0.00000	0.0256	77.5	0.0310	94.0	27-138		19	35	
Fluorene	0.0330	0.00000	0.0237	71.9	0.0299	90.7	26-136		23	30	
Indeno(1,2,3-cd)pyrene	0.0330	0.00000	0.0265	80.3	0.0318	96.3	16-135		18	26	
Naphthalene	0.0330	0.00000	0.0203	61.5	0.0253	76.8	22-121		22	30	
Phenanthrene	0.0330	0.00000	0.0261	79.1	0.0321	97.3	27-133		21	36	
Pyrene	0.0330	0.00000	0.0244	73.8	0.0304	92.0	22-133		22	33	

Quality Control Summary

SDG: L424762

SLR International Corp. - West Linn, OR

Test:	Semi-volatile Organic Compounds by Method 8270C-SIM		
Project No:	008.0288.00037	Matrix:	Soil - mg/kg
Project:	Nord Door Project - Everett, WA	EPA ID:	TN00003
Collection Date:	9/24/2009	Analytic Batch:	WG443728
Analysis Date:	10/4/2009 2:19:00 AM	Analyst:	0
Instrument ID:	BNAMS3	Extraction Date:	10/2/2009
Sample Numbers:	L424762-01, -02, -03, -04, -05		

Laboratory Control Sample/ Laboratory Control Sample Duplicate

Analyte	Spike	% Rec		% Rec		Control Limits	Qualifier	% RPD		Control Limits	Qualifier
		LCS	Rec	LCS	Rec			RPD	RPD		
1-Methylnaphthalene	0.0330	0.0294	89.0	0.0331	100	41-110		12	24		
2-Chloronaphthalene	0.0330	0.0308	93.3	0.0334	101	43-109		8.2	21		
2-Methylnaphthalene	0.0330	0.0304	92.1	0.0337	102	38-104		10	24		
Acenaphthene	0.0330	0.0315	95.5	0.0326	98.7	48-103		3.3	20		
Acenaphthylene	0.0330	0.0320	97.0	0.0330	100	43-106		3.1	20		
Anthracene	0.0330	0.0320	97.0	0.0323	98.0	51-110		1.0	22		
Benzo(a)anthracene	0.0330	0.0315	95.5	0.0351	106	38-126		11	20		
Benzo(a)pyrene	0.0330	0.0332	101	0.0362	110	47-118		8.6	20		
Benzo(b)fluoranthene	0.0330	0.0363	110	0.0363	110	47-118		0.1	29		
Benzo(g,h,i)perylene	0.0330	0.0350	106	0.0371	112	40-125		5.8	20		
Benzo(k)fluoranthene	0.0330	0.0379	115	0.0351	106	45-121		7.8	31		
Chrysene	0.0330	0.0327	99.0	0.0361	109	35-135		9.9	20		
Dibenz(a,h)anthracene	0.0330	0.0355	108	0.0384	116	41-124		7.8	20		
Fluoranthene	0.0330	0.0313	95.0	0.0315	95.4	50-114		0.5	20		
Fluorene	0.0330	0.0332	101	0.0347	105	49-109		4.2	19		
Indeno(1,2,3-cd)pyrene	0.0330	0.0351	106	0.0374	113	40-126		6.3	20		
Naphthalene	0.0330	0.0299	90.5	0.0310	93.8	36-100		3.6	24		
Phenanthrene	0.0330	0.0319	96.6	0.0323	97.8	46-108		1.3	21		
Pyrene	0.0330	0.0325	98.5	0.0364	110	30-136		11	20		

Quality Control Summary

SDG: L424762

SLR International Corp. - West Linn, OR

Test:	Semi-volatile Organic Compounds by Method 8270C-SIM		
Project No:	008.0288.00037	Matrix:	Water - mg/L
Project:	Nord Door Project - Everett, WA	EPA ID:	TN00003
Collection Date:	9/24/2009	Analytic Batch:	WG444012
Analysis Date:	10/5/2009 1:51:00 PM	Analyst:	0
Instrument ID:	BNAMS3	Extraction Date:	10/4/2009
Sample Numbers:	L424762-06		

Laboratory Control Sample/ Laboratory Control Sample Duplicate

Analyte	Spike	% Rec		% Rec		Control Limits	Qualifier	% Control	
		LCS	Rec	LCS	Rec			RPD	Limits
1-Methylnaphthalene	0.00100	0.00079	79.6	0.00094	94.6	30-123		17	32
2-Chloronaphthalene	0.00100	0.00083	83.2	0.00102	102	34-120		20	30
2-Methylnaphthalene	0.00100	0.00079	79.0	0.00093	93.3	29-116		17	31
Acenaphthene	0.00100	0.00083	83.5	0.00099	99.1	40-113		17	25
Acenaphthylene	0.00100	0.00085	85.6	0.00099	99.7	36-115		15	25
Anthracene	0.00100	0.00083	83.3	0.00102	102	45-118		20	26
Benzo(a)anthracene	0.00100	0.00090	90.0	0.00103	103	36-129		13	26
Benzo(a)pyrene	0.00100	0.00093	93.7	0.00111	111	44-124		17	21
Benzo(b)fluoranthene	0.00100	0.00097	97.6	0.00112	112	43-126		13	38
Benzo(g,h,i)perylene	0.00100	0.00102	102	0.00118	118	39-128		14	20
Benzo(k)fluoranthene	0.00100	0.00085	85.2	0.00108	108	44-127		24	39
Chrysene	0.00100	0.00090	90.3	0.00111	111	36-137		20	22
Dibenz(a,h)anthracene	0.00100	0.00105	105	0.00123	123	39-129		16	20
Fluoranthene	0.00100	0.00083	83.9	0.00101	101	45-123		18	25
Fluorene	0.00100	0.00090	90.5	0.00104	104	41-118		14	26
Indeno(1,2,3-cd)pyrene	0.00100	0.00099	99.2	0.00117	117	39-129		17	20
Naphthalene	0.00100	0.00076	76.1	0.00091	91.9	26-111		19	32
Phenanthrene	0.00100	0.00085	85.5	0.00099	99.8	41-116		16	25
Pyrene	0.00100	0.00094	94.4	0.00111	111	32-136		16	22



12065 Lebanon Rd
 Mt. Juliet, TN 37122
 (615) 758-5858
 (800) 767-5859
 Fax (615) 758-5859
 Tax I.D 62-0814289
 Est. 1970

YOUR LAB OF CHOICE

Quality Control Summary

SDG: L424762

SLR International Corp. - West Linn, OR

Test:	Semi-Volatiles by Method 8270C	Matrix:	Water - mg/L
Project No:	008.0288.00037	EPA ID:	TN00003
Project:	Nord Door Project - Everett, WA	Analytic Batch:	WG443726
Collection Date:	9/24/2009	Analyst:	145
Analysis Date:	10/2/2009	Extraction Date:	10/1/2009
Instrument ID:	BNAMS2		
Sample Numbers:	L424762-06		

Internal Standard Response and Retention Time Summary

FileID:1002_03.D

Date:10/2/2009

Time:9:34 AM

	IS1		IS2		IS3	
	Response	RT	Response	RT	Response	RT
12 Hour Std	181761	4.95	657272	5.7	337811	6.73
Upper Limit	363522	5.45	1314544	6.2	675622	7.23
Lower Limit	90880.5	4.45	328636	5.2	168905.5	6.23
Sample ID	Response	RT	Response	RT	Response	RT
Blank WG443726	185255	4.96	712787	5.71	355568	6.73
L424762-06	176007	4.96	640045	5.71	329463	6.73
LCS WG443726	174386	4.95	659780	5.70	333041	6.73
LCSD WG443726	182112	4.96	697678	5.70	352575	6.73

Quality Control Summary

SDG: L424762

SLR International Corp. - West Linn, OR

Test:	Semi-Volatiles by Method 8270C	Matrix:	Water - mg/L
Project No:	008.0288.00037	EPA ID:	TN00003
Project:	Nord Door Project - Everett, WA	Analytic Batch:	WG443726
Collection Date:	9/24/2009	Analyst:	145
Analysis Date:	10/2/2009	Extraction Date:	10/1/2009
Instrument ID:	BNAMS2		
Sample Numbers:	L424762-06		

Internal Standard Response and Retention Time Summary

FileID:1002_03.D

Date:10/2/2009

Time:9:34 AM

	IS4		IS5		IS6	
	Response	RT	Response	RT	Response	RT
12 Hour Std	581148	7.6	639253	9.17	507087	10.37
Upper Limit	1162296	8.1	1278506	9.67	1014174	10.87
Lower Limit	290574	7.1	319626.5	8.67	253543.5	9.87
Sample ID	Response	RT	Response	RT	Response	RT
Blank WG443726	601514	7.60	681493	9.17	532093	10.36
L424762-06	563459	7.60	654560	9.17	514189	10.36
LCS WG443726	574773	7.60	612981	9.17	438069	10.36
LCSD WG443726	605533	7.60	670944	9.17	541106	10.36



12065 Lebanon Rd
 Mt. Juliet, TN 37122
 (615) 758-5858
 (800) 767-5859
 Fax (615) 758-5859
 Tax I.D 62-0814289
 Est. 1970

YOUR LAB OF CHOICE

Quality Control Summary

SDG: L424762

SLR International Corp. - West Linn, OR

Test:	Semi-Volatiles by Method 8270C-SIM		
Project No:	008.0288.00037	Matrix:	Soil - mg/kg
Project:	Nord Door Project - Everett, WA	EPA ID:	TN00003
Collection Date:	9/24/2009	Analytic Batch:	WG443728
Analysis Date:	10/4/2009	Analyst:	0
Instrument ID:	BNAMS3	Extraction Date:	10/2/2009
Sample Numbers:	L424762-01, -02, -03, -04, -05		

Internal Standard Response and Retention Time Summary

FileID:1004_04.D

Date:10/4/2009

Time:8:34 AM

	IS1		IS2		IS3	
	Response	RT	Response	RT	Response	RT
12 Hour Std			943813	5.68	478854	6.71
Upper Limit			1887626	6.18	957708	7.21
Lower Limit			471906.5	5.18	239427	6.21
Sample ID	Response	RT	Response	RT	Response	RT
Blank WG443728			772211	5.68	402950	6.71
LCS WG443728			955223	5.68	488310	6.71
LCSD WG443728			932323	5.68	508333	6.71



12065 Lebanon Rd
 Mt. Juliet, TN 37122
 (615) 758-5858
 (800) 767-5859
 Fax (615) 758-5859
 Tax I.D 62-0814289
 Est. 1970

YOUR LAB OF CHOICE

Quality Control Summary

SDG: L424762

SLR International Corp. - West Linn, OR

Test:	Semi-Volatiles by Method 8270C-SIM		
Project No:	008.0288.00037	Matrix:	Soil - mg/kg
Project:	Nord Door Project - Everett, WA	EPA ID:	TN00003
Collection Date:	9/24/2009	Analytic Batch:	WG443728
Analysis Date:	10/4/2009	Analyst:	0
Instrument ID:	BNAMS3	Extraction Date:	10/2/2009
Sample Numbers:	L424762-01, -02, -03, -04, -05		

Internal Standard Response and Retention Time Summary

FileID:1004_04.D

Date:10/4/2009

Time:8:34 AM

	IS4		IS5		IS6	
	Response	RT	Response	RT	Response	RT
12 Hour Std	912886	7.59	954280	9.17	890893	10.44
Upper Limit	1825772	8.09	1908560	9.67	1781786	10.94
Lower Limit	456443	7.09	477140	8.67	445446.5	9.94
Sample ID	Response	RT	Response	RT	Response	RT
Blank WG443728	737050	7.59	711566	9.18	647593	10.44
LCS WG443728	951313	7.59	981193	9.18	873565	10.44
LCSD WG443728	960997	7.59	919029	9.17	837615	10.44



12065 Lebanon Rd
 Mt. Juliet, TN 37122
 (615) 758-5858
 (800) 767-5859
 Fax (615) 758-5859
 Tax I.D 62-0814289
 Est. 1970

YOUR LAB OF CHOICE

Quality Control Summary

SDG: L424762

SLR International Corp. - West Linn, OR

Test:	Semi-Volatiles by Method 8270C-SIM		
Project No:	008.0288.00037	Matrix:	Soil - mg/kg
Project:	Nord Door Project - Everett, WA	EPA ID:	TN00003
Collection Date:	9/24/2009	Analytic Batch:	WG443728
Analysis Date:	10/4/2009	Analyst:	0
Instrument ID:	BNAMS9	Extraction Date:	10/2/2009
Sample Numbers:	L424762-01, -02, -03, -04, -05		

Internal Standard Response and Retention Time Summary

FileID:1003_11.D

Date:10/3/2009

Time:9:30 PM

	IS1		IS2		IS3	
	Response	RT	Response	RT	Response	RT
12 Hour Std			1466317	5.43	723293	6.47
Upper Limit			2932634	5.93	1446586	6.97
Lower Limit			733158.5	4.93	361646.5	5.97
Sample ID	Response	RT	Response	RT	Response	RT
L424762-01			1362895	5.43	688274	6.47
L424762-02			1337566	5.44	648712	6.47
L424762-03			1671280	5.43	824838	6.47
L424762-04			1344849	5.43	699503	6.47
L424762-05			1302081	5.43	609674	6.46
MS WG443728			1656918	5.43	829670	6.46
MSD WG443728			1434678	5.43	691419	6.47

Quality Control Summary

SDG: L424762

SLR International Corp. - West Linn, OR

Test:	Semi-Volatiles by Method 8270C-SIM		
Project No:	008.0288.00037	Matrix:	Soil - mg/kg
Project:	Nord Door Project - Everett, WA	EPA ID:	TN00003
Collection Date:	9/24/2009	Analytic Batch:	WG443728
Analysis Date:	10/4/2009	Analyst:	0
Instrument ID:	BNAMS9	Extraction Date:	10/2/2009
Sample Numbers:	L424762-01, -02, -03, -04, -05		

Internal Standard Response and Retention Time Summary

FileID:1003_11.D

Date:10/3/2009

Time:9:30 PM

	IS4		IS5		IS6	
	Response	RT	Response	RT	Response	RT
12 Hour Std	1468343	7.35	1406913	9.16	1303456	11.08
Upper Limit	2936686	7.85	2813826	9.66	2606912	11.58
Lower Limit	734171.5	6.85	703456.5	8.66	651728	10.58
Sample ID	Response	RT	Response	RT	Response	RT
L424762-01	1268083	7.34	1309676	9.16	1431212	11.09
L424762-02	1234919	7.35	1390474	9.17	1518486	11.10
L424762-03	1639314	7.35	1724674	9.17	1785677	11.10
L424762-04	1311288	7.34	1395055	9.16	1502807	11.10
L424762-05	1279522	7.34	1300424	9.15	1376757	11.08
MS WG443728	1630111	7.34	1573500	9.16	1432820	11.07
MSD WG443728	1402548	7.34	1380426	9.16	1283679	11.09

Quality Control Summary

SDG: L424762

SLR International Corp. - West Linn, OR

Test:	Semi-Volatiles by Method 8270C	Matrix:	Soil - mg/kg
Project No:	008.0288.00037	EPA ID:	TN00003
Project:	Nord Door Project - Everett, WA	Analytic Batch:	WG443880
Collection Date:	9/24/2009	Analyst:	145
Analysis Date:	10/5/2009	Extraction Date:	10/2/2009
Instrument ID:	BNAMS4		
Sample Numbers:	L424762-01		

Internal Standard Response and Retention Time Summary

FileID:1005_05.D

Date:10/5/2009

Time:9:13 AM

	IS1		IS2		IS3	
	Response	RT	Response	RT	Response	RT
12 Hour Std	101454	5.01	358540	5.76	181274	6.8
Upper Limit	202908	5.51	717080	6.26	362548	7.3
Lower Limit	50727	4.51	179270	5.26	90637	6.3
Sample ID	Response	RT	Response	RT	Response	RT
Blank WG443880	94551	5.01	351412	5.76	177298	6.80
L424762-01	124995	5.01	465639	5.76	240512	6.80
LCS WG443880	96795	5.01	349386	5.76	175698	6.80
LCSD WG443880	99548	5.01	364101	5.76	178166	6.80
MS WG443880	125601	5.01	479798	5.77	265311	6.80
MSD WG443880	126428	5.01	484482	5.76	275705	6.80

Quality Control Summary

SDG: L424762

SLR International Corp. - West Linn, OR

Test:	Semi-Volatiles by Method 8270C	Matrix:	Soil - mg/kg
Project No:	008.0288.00037	EPA ID:	TN00003
Project:	Nord Door Project - Everett, WA	Analytic Batch:	WG443880
Collection Date:	9/24/2009	Analyst:	145
Analysis Date:	10/5/2009	Extraction Date:	10/2/2009
Instrument ID:	BNAMS4		
Sample Numbers:	L424762-01		

Internal Standard Response and Retention Time Summary

FileID:1005_05.D

Date:10/5/2009

Time:9:13 AM

	IS4		IS5		IS6	
	Response	RT	Response	RT	Response	RT
12 Hour Std	325829	7.67	309951	9.25	255957	10.52
Upper Limit	651658	8.17	619902	9.75	511914	11.02
Lower Limit	162914.5	7.17	154975.5	8.75	127978.5	10.02
Sample ID	Response	RT	Response	RT	Response	RT
Blank WG443880	296895	7.67	267669	9.25	230860	10.51
L424762-01	467634	7.68	489609	9.26	410120	10.52
LCS WG443880	298417	7.67	289747	9.25	253866	10.51
LCSD WG443880	310662	7.67	292649	9.25	256994	10.52
MS WG443880	525806	7.69	497548	9.27	421654	10.52
MSD WG443880	512142	7.69	512366	9.27	433456	10.52

Quality Control Summary

SDG: L424762

SLR International Corp. - West Linn, OR

Test:	Semi-Volatiles by Method 8270C	Matrix:	Soil - mg/kg
Project No:	008.0288.00037	EPA ID:	TN00003
Project:	Nord Door Project - Everett, WA	Analytic Batch:	WG443937
Collection Date:	9/24/2009	Analyst:	145
Analysis Date:	10/5/2009	Extraction Date:	10/3/2009
Instrument ID:	BNAMS2		
Sample Numbers:	L424762-02, -03		

Internal Standard Response and Retention Time Summary

FileID:1005_01.D

Date:10/5/2009

Time:1:50 PM

	IS1		IS2		IS3	
	Response	RT	Response	RT	Response	RT
12 Hour Std	141202	4.94	524735	5.69	263140	6.72
Upper Limit	282404	5.44	1049470	6.19	526280	7.22
Lower Limit	70601	4.44	262367.5	5.19	131570	6.22
Sample ID	Response	RT	Response	RT	Response	RT
Blank WG443937	130495	4.95	489517	5.69	245906	6.72
LCS WG443937	177266	4.94	641699	5.69	338709	6.72
LCSD WG443937	118966	4.94	446884	5.69	224737	6.72
MS WG443937	127889	4.95	474237	5.69	236750	6.72
MSD WG443937	151476	4.95	575766	5.69	289618	6.72

Quality Control Summary

SDG: L424762

SLR International Corp. - West Linn, OR

Test:	Semi-Volatiles by Method 8270C	Matrix:	Soil - mg/kg
Project No:	008.0288.00037	EPA ID:	TN00003
Project:	Nord Door Project - Everett, WA	Analytic Batch:	WG443937
Collection Date:	9/24/2009	Analyst:	145
Analysis Date:	10/5/2009	Extraction Date:	10/3/2009
Instrument ID:	BNAMS2		
Sample Numbers:	L424762-02, -03		

Internal Standard Response and Retention Time Summary

FileID:1005_01.D

Date:10/5/2009

Time:1:50 PM

	IS4		IS5		IS6	
	Response	RT	Response	RT	Response	RT
12 Hour Std	481397	7.58	519709	9.15	446373	10.33
Upper Limit	962794	8.08	1039418	9.65	892746	10.83
Lower Limit	240698.5	7.08	259854.5	8.65	223186.5	9.83
Sample ID	Response	RT	Response	RT	Response	RT
Blank WG443937	407455	7.59	416709	9.15	332643	10.33
LCS WG443937	561739	7.59	626489	9.15	506732	10.33
LCSD WG443937	382459	7.58	430805	9.15	350293	10.33
MS WG443937	420735	7.59	420619	9.15	292854	10.34
MSD WG443937	506431	7.59	536792	9.15	323592	10.34



12065 Lebanon Rd
 Mt. Juliet, TN 37122
 (615) 758-5858
 (800) 767-5859
 Fax (615) 758-5859
 Tax I.D 62-0814289
 Est. 1970

YOUR LAB OF CHOICE

Quality Control Summary

SDG: L424762

SLR International Corp. - West Linn, OR

Test:	Semi-Volatiles by Method 8270C	Matrix:	Soil - mg/kg
Project No:	008.0288.00037	EPA ID:	TN00003
Project:	Nord Door Project - Everett, WA	Analytic Batch:	WG443937
Collection Date:	9/24/2009	Analyst:	145
Analysis Date:	10/5/2009	Extraction Date:	10/3/2009
Instrument ID:	BNAMS10		
Sample Numbers:	L424762-02, -03		

Internal Standard Response and Retention Time Summary

FileID:1007_04.D

Date:10/7/2009

Time:12:10 PM

	IS1		IS2		IS3	
	Response	RT	Response	RT	Response	RT
12 Hour Std	143629	4.77	523685	5.54	249582	6.58
Upper Limit	287258	5.27	1047370	6.04	499164	7.08
Lower Limit	71814.5	4.27	261842.5	5.04	124791	6.08
Sample ID	Response	RT	Response	RT	Response	RT
L424762-02	134818	4.78	509769	5.55	257281	6.59

Quality Control Summary

SDG: L424762

SLR International Corp. - West Linn, OR

Test:	Semi-Volatiles by Method 8270C	Matrix:	Soil - mg/kg
Project No:	008.0288.00037	EPA ID:	TN00003
Project:	Nord Door Project - Everett, WA	Analytic Batch:	WG443937
Collection Date:	9/24/2009	Analyst:	145
Analysis Date:	10/5/2009	Extraction Date:	10/3/2009
Instrument ID:	BNAMS10		
Sample Numbers:	L424762-02, -03		

Internal Standard Response and Retention Time Summary

FileID:1007_04.D

Date:10/7/2009

Time:12:10 PM

	IS4		IS5		IS6		
	Response	RT	Response	RT	Response	RT	
12 Hour Std	421171	7.46	463537	9.02	400961	10.21	
Upper Limit	842342	7.96	927074	9.52	801922	10.71	
Lower Limit	210585.5	6.96	231768.5	8.52	200480.5	9.71	
Sample ID	Response	RT	Response	RT	Response	RT	
L424762-02	387784	7.46	409851	9.02	188338	10.22	*



12065 Lebanon Rd
 Mt. Juliet, TN 37122
 (615) 758-5858
 (800) 767-5859
 Fax (615) 758-5859
 Tax I.D 62-0814289
 Est. 1970

YOUR LAB OF CHOICE

Quality Control Summary

SDG: L424762

SLR International Corp. - West Linn, OR

Test:	Semi-Volatiles by Method 8270C	Matrix:	Soil - mg/kg
Project No:	008.0288.00037	EPA ID:	TN00003
Project:	Nord Door Project - Everett, WA	Analytic Batch:	WG443937
Collection Date:	9/24/2009	Analyst:	145
Analysis Date:	10/5/2009	Extraction Date:	10/3/2009
Instrument ID:	BNAMS4		
Sample Numbers:	L424762-02, -03		

Internal Standard Response and Retention Time Summary

FileID:1006_02.D

Date:10/6/2009

Time:8:54 AM

	IS1		IS2		IS3	
	Response	RT	Response	RT	Response	RT
12 Hour Std	99018	4.99	343326	5.75	177525	6.78
Upper Limit	198036	5.49	686652	6.25	355050	7.28
Lower Limit	49509	4.49	171663	5.25	88762.5	6.28
Sample ID	Response	RT	Response	RT	Response	RT
L424762-03	173625	4.99	630420	5.75	340468	6.77



12065 Lebanon Rd
 Mt. Juliet, TN 37122
 (615) 758-5858
 (800) 767-5859
 Fax (615) 758-5859
 Tax I.D 62-0814289
 Est. 1970

YOUR LAB OF CHOICE

Quality Control Summary

SDG: L424762

SLR International Corp. - West Linn, OR

Test:	Semi-Volatiles by Method 8270C	Matrix:	Soil - mg/kg
Project No:	008.0288.00037	EPA ID:	TN00003
Project:	Nord Door Project - Everett, WA	Analytic Batch:	WG443937
Collection Date:	9/24/2009	Analyst:	145
Analysis Date:	10/5/2009	Extraction Date:	10/3/2009
Instrument ID:	BNAMS4		
Sample Numbers:	L424762-02, -03		

Internal Standard Response and Retention Time Summary

FileID:1006_02.D

Date:10/6/2009

Time:8:54 AM

	IS4		IS5		IS6	
	Response	RT	Response	RT	Response	RT
12 Hour Std	313278	7.66	327998	9.24	304881	10.49
Upper Limit	626556	8.16	655996	9.74	609762	10.99
Lower Limit	156639	7.16	163999	8.74	152440.5	9.99
Sample ID	Response	RT	Response	RT	Response	RT
L424762-03	622725	7.65	594424	9.22	278372	10.47



12065 Lebanon Rd
 Mt. Juliet, TN 37122
 (615) 758-5858
 (800) 767-5859
 Fax (615) 758-5859
 Tax I.D 62-0814289
 Est. 1970

YOUR LAB OF CHOICE

Quality Control Summary

SDG: L424762

SLR International Corp. - West Linn, OR

Test:	Semi-Volatiles by Method 8270C	Matrix:	Soil - mg/kg
Project No:	008.0288.00037	EPA ID:	TN00003
Project:	Nord Door Project - Everett, WA	Analytic Batch:	WG443937
Collection Date:	9/24/2009	Analyst:	145
Analysis Date:	10/5/2009	Extraction Date:	10/3/2009
Instrument ID:	BNAMS10		
Sample Numbers:	L424762-02, -03		

Internal Standard Response and Retention Time Summary

FileID:1007_04.D

Date:10/7/2009

Time:12:10 PM

	IS1		IS2		IS3	
	Response	RT	Response	RT	Response	RT
12 Hour Std	143629	4.77	523685	5.54	249582	6.58
Upper Limit	287258	5.27	1047370	6.04	499164	7.08
Lower Limit	71814.5	4.27	261842.5	5.04	124791	6.08
Sample ID	Response	RT	Response	RT	Response	RT
L424762-02	134818	4.78	509769	5.55	257281	6.59



12065 Lebanon Rd
 Mt. Juliet, TN 37122
 (615) 758-5858
 (800) 767-5859
 Fax (615) 758-5859
 Tax I.D 62-0814289
 Est. 1970

YOUR LAB OF CHOICE

Quality Control Summary

SDG: L424762

SLR International Corp. - West Linn, OR

Test:	Semi-Volatiles by Method 8270C	Matrix:	Soil - mg/kg
Project No:	008.0288.00037	EPA ID:	TN00003
Project:	Nord Door Project - Everett, WA	Analytic Batch:	WG443937
Collection Date:	9/24/2009	Analyst:	145
Analysis Date:	10/5/2009	Extraction Date:	10/3/2009
Instrument ID:	BNAMS10		
Sample Numbers:	L424762-02, -03		

Internal Standard Response and Retention Time Summary

FileID:1007_04.D

Date:10/7/2009

Time:12:10 PM

	IS4		IS5		IS6		
	Response	RT	Response	RT	Response	RT	
12 Hour Std	421171	7.46	463537	9.02	400961	10.21	
Upper Limit	842342	7.96	927074	9.52	801922	10.71	
Lower Limit	210585.5	6.96	231768.5	8.52	200480.5	9.71	
Sample ID	Response	RT	Response	RT	Response	RT	
L424762-02	387784	7.46	409851	9.02	188338	10.22	*



12065 Lebanon Rd
 Mt. Juliet, TN 37122
 (615) 758-5858
 (800) 767-5859
 Fax (615) 758-5859
 Tax I.D 62-0814289
 Est. 1970

YOUR LAB OF CHOICE

Quality Control Summary

SDG: L424762

SLR International Corp. - West Linn, OR

Test:	Semi-Volatiles by Method 8270C	Matrix:	Soil - mg/kg
Project No:	008.0288.00037	EPA ID:	TN00003
Project:	Nord Door Project - Everett, WA	Analytic Batch:	WG443937
Collection Date:	9/24/2009	Analyst:	145
Analysis Date:	10/5/2009	Extraction Date:	10/3/2009
Instrument ID:	BNAMS4		
Sample Numbers:	L424762-02, -03		

Internal Standard Response and Retention Time Summary

FileID:1006_02.D

Date:10/6/2009

Time:8:54 AM

	IS1		IS2		IS3	
	Response	RT	Response	RT	Response	RT
12 Hour Std	99018	4.99	343326	5.75	177525	6.78
Upper Limit	198036	5.49	686652	6.25	355050	7.28
Lower Limit	49509	4.49	171663	5.25	88762.5	6.28
Sample ID	Response	RT	Response	RT	Response	RT
L424762-03	173625	4.99	630420	5.75	340468	6.77



12065 Lebanon Rd
 Mt. Juliet, TN 37122
 (615) 758-5858
 (800) 767-5859
 Fax (615) 758-5859
 Tax I.D 62-0814289
 Est. 1970

YOUR LAB OF CHOICE

Quality Control Summary

SDG: L424762

SLR International Corp. - West Linn, OR

Test:	Semi-Volatiles by Method 8270C	Matrix:	Soil - mg/kg
Project No:	008.0288.00037	EPA ID:	TN00003
Project:	Nord Door Project - Everett, WA	Analytic Batch:	WG443937
Collection Date:	9/24/2009	Analyst:	145
Analysis Date:	10/5/2009	Extraction Date:	10/3/2009
Instrument ID:	BNAMS4		
Sample Numbers:	L424762-02, -03		

Internal Standard Response and Retention Time Summary

FileID:1006_02.D

Date:10/6/2009

Time:8:54 AM

	IS4		IS5		IS6	
	Response	RT	Response	RT	Response	RT
12 Hour Std	313278	7.66	327998	9.24	304881	10.49
Upper Limit	626556	8.16	655996	9.74	609762	10.99
Lower Limit	156639	7.16	163999	8.74	152440.5	9.99
Sample ID	Response	RT	Response	RT	Response	RT
L424762-03	622725	7.65	594424	9.22	278372	10.47

Quality Control Summary

SDG: L424762

SLR International Corp. - West Linn, OR

Test:	Semi-Volatiles by Method 8270C	Matrix:	Soil - mg/kg
Project No:	008.0288.00037	EPA ID:	TN00003
Project:	Nord Door Project - Everett, WA	Analytic Batch:	WG443937
Collection Date:	9/24/2009	Analyst:	145
Analysis Date:	10/5/2009	Extraction Date:	10/3/2009
Instrument ID:	BNAMS2		
Sample Numbers:	L424762-02, -03		

Internal Standard Response and Retention Time Summary

FileID:1005_01.D

Date:10/5/2009

Time:1:50 PM

	IS1		IS2		IS3	
	Response	RT	Response	RT	Response	RT
12 Hour Std	141202	4.94	524735	5.69	263140	6.72
Upper Limit	282404	5.44	1049470	6.19	526280	7.22
Lower Limit	70601	4.44	262367.5	5.19	131570	6.22
Sample ID	Response	RT	Response	RT	Response	RT
MS WG443937	127889	4.95	474237	5.69	236750	6.72
MSD WG443937	151476	4.95	575766	5.69	289618	6.72



12065 Lebanon Rd
 Mt. Juliet, TN 37122
 (615) 758-5858
 (800) 767-5859
 Fax (615) 758-5859
 Tax I.D 62-0814289
 Est. 1970

YOUR LAB OF CHOICE

Quality Control Summary

SDG: L424762

SLR International Corp. - West Linn, OR

Test:	Semi-Volatiles by Method 8270C	Matrix:	Soil - mg/kg
Project No:	008.0288.00037	EPA ID:	TN00003
Project:	Nord Door Project - Everett, WA	Analytic Batch:	WG443937
Collection Date:	9/24/2009	Analyst:	145
Analysis Date:	10/5/2009	Extraction Date:	10/3/2009
Instrument ID:	BNAMS2		
Sample Numbers:	L424762-02, -03		

Internal Standard Response and Retention Time Summary

FileID:1005_01.D

Date:10/5/2009

Time:1:50 PM

	IS4		IS5		IS6	
	Response	RT	Response	RT	Response	RT
12 Hour Std	481397	7.58	519709	9.15	446373	10.33
Upper Limit	962794	8.08	1039418	9.65	892746	10.83
Lower Limit	240698.5	7.08	259854.5	8.65	223186.5	9.83
Sample ID	Response	RT	Response	RT	Response	RT
MS WG443937	420735	7.59	420619	9.15	292854	10.34
MSD WG443937	506431	7.59	536792	9.15	323592	10.34



12065 Lebanon Rd
 Mt. Juliet, TN 37122
 (615) 758-5858
 (800) 767-5859
 Fax (615) 758-5859
 Tax I.D 62-0814289
 Est. 1970

YOUR LAB OF CHOICE

Quality Control Summary

SDG: L424762

SLR International Corp. - West Linn, OR

Test:	Semi-Volatiles by Method 8270C-SIM		
Project No:	008.0288.00037	Matrix:	Water - mg/L
Project:	Nord Door Project - Everett, WA	EPA ID:	TN00003
Collection Date:	9/24/2009	Analytic Batch:	WG444012
Analysis Date:	10/5/2009	Analyst:	0
Instrument ID:	BNAMS3	Extraction Date:	10/4/2009
Sample Numbers:	L424762-06		

Internal Standard Response and Retention Time Summary

FileID:1005_02.D

Date:10/5/2009

Time:10:11 AM

	IS1		IS2		IS3	
	Response	RT	Response	RT	Response	RT
12 Hour Std			950488	5.68	539100	6.71
Upper Limit			1900976	6.18	1078200	7.21
Lower Limit			475244	5.18	269550	6.21
Sample ID	Response	RT	Response	RT	Response	RT
Blank WG444012			784185	5.68	410117	6.71
L424762-06			709626	5.68	383257	6.71
LCS WG444012			760912	5.68	404745	6.71
LCSD WG444012			684514	5.68	382517	6.71

Quality Control Summary

SDG: L424762

SLR International Corp. - West Linn, OR

Test:	Semi-Volatiles by Method 8270C-SIM		
Project No:	008.0288.00037	Matrix:	Water - mg/L
Project:	Nord Door Project - Everett, WA	EPA ID:	TN00003
Collection Date:	9/24/2009	Analytic Batch:	WG444012
Analysis Date:	10/5/2009	Analyst:	0
Instrument ID:	BNAMS3	Extraction Date:	10/4/2009
Sample Numbers:	L424762-06		

Internal Standard Response and Retention Time Summary

FileID:1005_02.D

Date:10/5/2009

Time:10:11 AM

	IS4		IS5		IS6	
	Response	RT	Response	RT	Response	RT
12 Hour Std	997212	7.59	1034661	9.18	937922	10.45
Upper Limit	1994424	8.09	2069322	9.68	1875844	10.95
Lower Limit	498606	7.09	517330.5	8.68	468961	9.95
Sample ID	Response	RT	Response	RT	Response	RT
Blank WG444012	826331	7.59	823532	9.18	722772	10.45
L424762-06	670947	7.59	674058	9.18	644486	10.45
LCS WG444012	804467	7.59	789748	9.18	686560	10.45
LCSD WG444012	713188	7.59	713391	9.18	610138	10.45

Quality Control Summary

SDG: L424762

SLR International Corp. - West Linn, OR

Test:	Semi-Volatiles by Method 8270C	Matrix:	Soil - mg/kg
Project No:	008.0288.00037	EPA ID:	TN00003
Project:	Nord Door Project - Everett, WA	Analytic Batch:	WG444164
Collection Date:	9/24/2009	Analyst:	145
Analysis Date:	10/6/2009	Extraction Date:	10/5/2009
Instrument ID:	BNAMS2		
Sample Numbers:	L424762-04, -05		

Internal Standard Response and Retention Time Summary

FileID:1006_02.D

Date:10/6/2009

Time:8:24 AM

	IS1		IS2		IS3	
	Response	RT	Response	RT	Response	RT
12 Hour Std	146440	4.94	531071	5.69	276605	6.72
Upper Limit	292880	5.44	1062142	6.19	553210	7.22
Lower Limit	73220	4.44	265535.5	5.19	138302.5	6.22
Sample ID	Response	RT	Response	RT	Response	RT
Blank WG444164	184044	4.94	686392	5.69	343704	6.72
L424762-04	183057	4.94	686975	5.69	357521	6.72
L424762-05	176461	4.94	661837	5.69	335290	6.72
LCS WG444164	185947	4.94	710151	5.69	351717	6.72
LCSD WG444164	173096	4.94	634872	5.69	324640	6.72
MS WG444164	184058	4.94	690313	5.69	346998	6.72
MSD WG444164	189379	4.94	701581	5.69	354424	6.72

Quality Control Summary

SDG: L424762

SLR International Corp. - West Linn, OR

Test:	Semi-Volatiles by Method 8270C	Matrix:	Soil - mg/kg
Project No:	008.0288.00037	EPA ID:	TN00003
Project:	Nord Door Project - Everett, WA	Analytic Batch:	WG444164
Collection Date:	9/24/2009	Analyst:	145
Analysis Date:	10/6/2009	Extraction Date:	10/5/2009
Instrument ID:	BNAMS2		
Sample Numbers:	L424762-04, -05		

Internal Standard Response and Retention Time Summary

FileID:1006_02.D

Date:10/6/2009

Time:8:24 AM

	IS4		IS5		IS6	
	Response	RT	Response	RT	Response	RT
12 Hour Std	440805	7.59	452970	9.15	370559	10.33
Upper Limit	881610	8.09	905940	9.65	741118	10.83
Lower Limit	220402.5	7.09	226485	8.65	185279.5	9.83
Sample ID	Response	RT	Response	RT	Response	RT
Blank WG444164	549660	7.58	574070	9.15	457403	10.33
L424762-04	603340	7.59	588586	9.15	285242	10.35
L424762-05	522065	7.58	478923	9.15	367348	10.33
LCS WG444164	576070	7.58	611240	9.15	488183	10.33
LCSD WG444164	548631	7.58	558453	9.15	482297	10.33
MS WG444164	539553	7.59	506627	9.15	416008	10.33
MSD WG444164	561543	7.59	579407	9.15	486267	10.33



12065 Lebanon Rd.
Mt. Juliet, TN 37122
(615) 758-5858
1-800-767-5859
Fax (615) 758-5859

Tax I.D. 62-0814289

Est. 1970

Chris Kramer
SLR International Corp. - West Linn, OR
1800 Blankenship Road, Suite 440

West Linn, OR 97068

Report Summary

Friday October 16, 2009

Report Number: L427166

Samples Received: 10/14/09

Client Project: 008.0288.00037 T6

Description: Nord Door Project - Everett, WA

The analytical results in this report are based upon information supplied by you, the client, and are for your exclusive use. If you have any questions regarding this data package, please do not hesitate to call.

Entire Report Reviewed By:

Laboratory Certification Numbers

A2LA - 1461-01, AIHA - 100789, AL - 40660, CA - I-2327, CT - PH-0197, FL - E87487
GA - 923, IN - C-TN-01, KY - 90010, KYUST - 0016, NC - ENV375, DW21704, ND - R-140
NJ - TN002, NJ NELAP - TN002, SC - 84004, TN - 2006, VA - 00109, WV - 233
AZ - 0612, MN - 047-999-395, NY - 11742, WI - 998093910

Jarred Willis, ESC Representative

Accreditation is only applicable to the test methods specified on each scope of accreditation held by ESC Lab Sciences.

This report may not be reproduced, except in full, without written approval from Environmental Science Corp.

Where applicable, sampling conducted by ESC is performed per guidance provided in laboratory standard operating procedures: 060302, 060303, and 060304.



YOUR LAB OF CHOICE

12065 Lebanon Rd.
Mt. Juliet, TN 37122
(615) 758-5858
1-800-767-5859
Fax (615) 758-5859

Tax I.D. 62-0814289

Est. 1970

REPORT OF ANALYSIS

Chris Kramer
SLR International Corp. - West Linn
1800 Blankenship Road, Suite 440
West Linn, OR 97068

October 16, 2009

Date Received : October 14, 2009
Description : Nord Door Project - Everett, WA
Sample ID : HA-324-GW
Collected By : C. Kramer
Collection Date : 10/12/09 11:08

ESC Sample # : L427166-01
Site ID : EVERETT, WA
Project # : 008.0288.00037 T6

Table with 9 columns: Parameter, Result, MDL, RDL, Units, Q, Method, Date, Dil. Rows include Gasoline Range, Mineral Spirits, Kerosene, Diesel, #6 Fuel Oil, Hydraulic Fluid, Motor Oil, and Surrogate recovery.

U = ND (Not Detected)
RDL = Reported Detection Limit = LOQ = PQL = EQL
MDL = Minimum Detection Limit = LOD = SQL(TRRP)

Note:
The reported analytical results relate only to the sample submitted.
This report shall not be reproduced, except in full, without the written approval from ESC.

Reported: 10/16/09 20:24 Printed: 10/16/09 20:25



YOUR LAB OF CHOICE

12065 Lebanon Rd.
 Mt. Juliet, TN 37122
 (615) 758-5858
 1-800-767-5859
 Fax (615) 758-5859

Tax I.D. 62-0814289

Est. 1970

REPORT OF ANALYSIS

Chris Kramer
 SLR International Corp. - West Linn
 1800 Blankenship Road, Suite 440
 West Linn, OR 97068

October 16, 2009

Date Received : October 14, 2009
 Description : Nord Door Project - Everett, WA
 Sample ID : HA-326-GW
 Collected By : C. Kramer
 Collection Date : 10/12/09 11:30

ESC Sample # : L427166-02
 Site ID : EVERETT, WA
 Project # : 008.0288.00037 T6

Parameter	Result	MDL	RDL	Units	Q	Method	Date	Dil.
Gasoline Range (C7-C10)	U	33.	100	ug/l		NWTPH-H	10/16/09	1
Mineral Spirits	U	33.	100	ug/l		NWTPH-H	10/16/09	1
Kerosene (C9-C16)	U	33.	100	ug/l		NWTPH-H	10/16/09	1
Diesel (C7-C26)	78.	33.	100	ug/l	J	NWTPH-H	10/16/09	1
#6 Fuel Oil (C10-C32)	U	33.	100	ug/l		NWTPH-H	10/16/09	1
Hydraulic Fluid (C12-C33)	U	33.	100	ug/l		NWTPH-H	10/16/09	1
Motor Oil (C16-C40)	U	160	500	ug/l		NWTPH-H	10/16/09	1
Surrogate recovery(%) o-Terphenyl	98.2			% Rec.		NWTPH-H	10/16/09	1

U = ND (Not Detected)
 RDL = Reported Detection Limit = LOQ = PQL = EQL
 MDL = Minimum Detection Limit = LOD = SQL(TRRP)

Note:
 The reported analytical results relate only to the sample submitted.
 This report shall not be reproduced, except in full, without the written approval from ESC.

Reported: 10/16/09 20:24 Printed: 10/16/09 20:25



YOUR LAB OF CHOICE

12065 Lebanon Rd.
Mt. Juliet, TN 37122
(615) 758-5858
1-800-767-5859
Fax (615) 758-5859

Tax I.D. 62-0814289

Est. 1970

REPORT OF ANALYSIS

Chris Kramer
SLR International Corp. - West Linn
1800 Blankenship Road, Suite 440
West Linn, OR 97068

October 16, 2009

Date Received : October 14, 2009
Description : Nord Door Project - Everett, WA
Sample ID : HA-327-GW
Collected By : C. Kramer
Collection Date : 10/12/09 12:30

ESC Sample # : L427166-03
Site ID : EVERETT, WA
Project # : 008.0288.00037 T6

Parameter	Result	MDL	RDL	Units	Q	Method	Date	Dil.
Gasoline Range (C7-C10)	U	33.	100	ug/l		NWTPH-H	10/16/09	1
Mineral Spirits	U	33.	100	ug/l		NWTPH-H	10/16/09	1
Kerosene (C9-C16)	U	33.	100	ug/l		NWTPH-H	10/16/09	1
Diesel (C7-C26)	430	33.	100	ug/l		NWTPH-H	10/16/09	1
#6 Fuel Oil (C10-C32)	U	33.	100	ug/l		NWTPH-H	10/16/09	1
Hydraulic Fluid (C12-C33)	U	33.	100	ug/l		NWTPH-H	10/16/09	1
Motor Oil (C16-C40)	U	160	500	ug/l		NWTPH-H	10/16/09	1
Surrogate recovery(%) o-Terphenyl	86.3			% Rec.		NWTPH-H	10/16/09	1

U = ND (Not Detected)
RDL = Reported Detection Limit = LOQ = PQL = EQL
MDL = Minimum Detection Limit = LOD = SQL(TRRP)

Note:
The reported analytical results relate only to the sample submitted.
This report shall not be reproduced, except in full, without the written approval from ESC.

Reported: 10/16/09 20:24 Printed: 10/16/09 20:25



YOUR LAB OF CHOICE

12065 Lebanon Rd.
 Mt. Juliet, TN 37122
 (615) 758-5858
 1-800-767-5859
 Fax (615) 758-5859

Tax I.D. 62-0814289

Est. 1970

REPORT OF ANALYSIS

Chris Kramer
 SLR International Corp. - West Linn
 1800 Blankenship Road, Suite 440
 West Linn, OR 97068

October 16, 2009

Date Received : October 14, 2009
 Description : Nord Door Project - Everett, WA
 Sample ID : HA-328-GW
 Collected By : C. Kramer
 Collection Date : 10/12/09 14:50

ESC Sample # : L427166-04
 Site ID : EVERETT, WA
 Project # : 008.0288.00037 T6

Parameter	Result	MDL	RDL	Units	Q	Method	Date	Dil.
Gasoline Range (C7-C10)	62.	33.	100	ug/l	J	NWTPH-H	10/16/09	1
Mineral Spirits	U	33.	100	ug/l		NWTPH-H	10/16/09	1
Kerosene (C9-C16)	U	33.	100	ug/l		NWTPH-H	10/16/09	1
Diesel (C7-C26)	U	33.	100	ug/l		NWTPH-H	10/16/09	1
#6 Fuel Oil (C10-C32)	U	33.	100	ug/l		NWTPH-H	10/16/09	1
Hydraulic Fluid (C12-C33)	U	33.	100	ug/l		NWTPH-H	10/16/09	1
Motor Oil (C16-C40)	U	160	500	ug/l		NWTPH-H	10/16/09	1
Surrogate recovery(%) o-Terphenyl	97.5			% Rec.		NWTPH-H	10/16/09	1

U = ND (Not Detected)
 RDL = Reported Detection Limit = LOQ = PQL = EQL
 MDL = Minimum Detection Limit = LOD = SQL(TRRP)

Note:
 The reported analytical results relate only to the sample submitted.
 This report shall not be reproduced, except in full, without the written approval from ESC.

Reported: 10/16/09 20:24 Printed: 10/16/09 20:25



YOUR LAB OF CHOICE

12065 Lebanon Rd.
 Mt. Juliet, TN 37122
 (615) 758-5858
 1-800-767-5859
 Fax (615) 758-5859

Tax I.D. 62-0814289

Est. 1970

REPORT OF ANALYSIS

Chris Kramer
 SLR International Corp. - West Linn
 1800 Blankenship Road, Suite 440
 West Linn, OR 97068

October 16, 2009

Date Received : October 14, 2009
 Description : Nord Door Project - Everett, WA
 Sample ID : HA-329-GW
 Collected By : C. Kramer
 Collection Date : 10/13/09 08:30

ESC Sample # : L427166-05
 Site ID : EVERETT, WA
 Project # : 008.0288.00037 T6

Parameter	Result	MDL	RDL	Units	Q	Method	Date	Dil.
Gasoline Range (C7-C10)	120	33.	100	ug/l		NWTPH-H	10/16/09	1
Mineral Spirits	U	33.	100	ug/l		NWTPH-H	10/16/09	1
Kerosene (C9-C16)	U	33.	100	ug/l		NWTPH-H	10/16/09	1
Diesel (C7-C26)	11000	660	2000	ug/l		NWTPH-H	10/16/09	20
#6 Fuel Oil (C10-C32)	U	33.	100	ug/l		NWTPH-H	10/16/09	1
Hydraulic Fluid (C12-C33)	U	33.	100	ug/l		NWTPH-H	10/16/09	1
Motor Oil (C16-C40)	1800	160	500	ug/l		NWTPH-H	10/16/09	1
Surrogate recovery(%) o-Terphenyl	0.00			% Rec.	J7	NWTPH-H	10/16/09	20

U = ND (Not Detected)
 RDL = Reported Detection Limit = LOQ = PQL = EQL
 MDL = Minimum Detection Limit = LOD = SQL(TRRP)
 Note:

The reported analytical results relate only to the sample submitted.
 This report shall not be reproduced, except in full, without the written approval from ESC.

Reported: 10/16/09 20:24 Printed: 10/16/09 20:25



YOUR LAB OF CHOICE

12065 Lebanon Rd.
Mt. Juliet, TN 37122
(615) 758-5858
1-800-767-5859
Fax (615) 758-5859

Tax I.D. 62-0814289

Est. 1970

REPORT OF ANALYSIS

Chris Kramer
SLR International Corp. - West Linn
1800 Blankenship Road, Suite 440
West Linn, OR 97068

October 16, 2009

Date Received : October 14, 2009
Description : Nord Door Project - Everett, WA
Sample ID : HA-330-GW
Collected By : C. Kramer
Collection Date : 10/13/09 09:30

ESC Sample # : L427166-06
Site ID : EVERETT, WA
Project # : 008.0288.00037 T6

Table with 9 columns: Parameter, Result, MDL, RDL, Units, Q, Method, Date, Dil. Rows include Gasoline Range, Mineral Spirits, Kerosene, Diesel, #6 Fuel Oil, Hydraulic Fluid, Motor Oil, and Surrogate recovery.

U = ND (Not Detected)
RDL = Reported Detection Limit = LOQ = PQL = EQL
MDL = Minimum Detection Limit = LOD = SQL(TRRP)

Note:
The reported analytical results relate only to the sample submitted.
This report shall not be reproduced, except in full, without the written approval from ESC.

Reported: 10/16/09 20:24 Printed: 10/16/09 20:25



YOUR LAB OF CHOICE

12065 Lebanon Rd.
Mt. Juliet, TN 37122
(615) 758-5858
1-800-767-5859
Fax (615) 758-5859

Tax I.D. 62-0814289

Est. 1970

REPORT OF ANALYSIS

Chris Kramer
SLR International Corp. - West Linn
1800 Blankenship Road, Suite 440
West Linn, OR 97068

October 16, 2009

Date Received : October 14, 2009
Description : Nord Door Project - Everett, WA
Sample ID : HA-331-GW
Collected By : C. Kramer
Collection Date : 10/13/09 10:30

ESC Sample # : L427166-07
Site ID : EVERETT, WA
Project # : 008.0288.00037 T6

Table with 9 columns: Parameter, Result, MDL, RDL, Units, Q, Method, Date, Dil. Rows include Gasoline Range, Mineral Spirits, Kerosene, Diesel, #6 Fuel Oil, Hydraulic Fluid, Motor Oil, and Surrogate recovery.

U = ND (Not Detected)
RDL = Reported Detection Limit = LOQ = PQL = EQL
MDL = Minimum Detection Limit = LOD = SQL(TRRP)

Note:
The reported analytical results relate only to the sample submitted.
This report shall not be reproduced, except in full, without the written approval from ESC.

Reported: 10/16/09 20:24 Printed: 10/16/09 20:25



YOUR LAB OF CHOICE

12065 Lebanon Rd.
 Mt. Juliet, TN 37122
 (615) 758-5858
 1-800-767-5859
 Fax (615) 758-5859

Tax I.D. 62-0814289

Est. 1970

REPORT OF ANALYSIS

Chris Kramer
 SLR International Corp. - West Linn
 1800 Blankenship Road, Suite 440
 West Linn, OR 97068

October 16, 2009

Date Received : October 14, 2009
 Description : Nord Door Project - Everett, WA
 Sample ID : HA-332-GW
 Collected By : C. Kramer
 Collection Date : 10/13/09 11:30

ESC Sample # : L427166-08
 Site ID : EVERETT, WA
 Project # : 008.0288.00037 T6

Parameter	Result	MDL	RDL	Units	Q	Method	Date	Dil.
Gasoline Range (C7-C10)	U	33.	100	ug/l		NWTPH-H	10/16/09	1
Mineral Spirits	U	33.	100	ug/l		NWTPH-H	10/16/09	1
Kerosene (C9-C16)	U	33.	100	ug/l		NWTPH-H	10/16/09	1
Diesel (C7-C26)	58.	33.	100	ug/l	J	NWTPH-H	10/16/09	1
#6 Fuel Oil (C10-C32)	U	33.	100	ug/l		NWTPH-H	10/16/09	1
Hydraulic Fluid (C12-C33)	U	33.	100	ug/l		NWTPH-H	10/16/09	1
Motor Oil (C16-C40)	U	160	500	ug/l		NWTPH-H	10/16/09	1
Surrogate recovery(%) o-Terphenyl	72.1			% Rec.		NWTPH-H	10/16/09	1

U = ND (Not Detected)
 RDL = Reported Detection Limit = LOQ = PQL = EQL
 MDL = Minimum Detection Limit = LOD = SQL(TRRP)

Note:
 The reported analytical results relate only to the sample submitted.
 This report shall not be reproduced, except in full, without the written approval from ESC.

Reported: 10/16/09 20:24 Printed: 10/16/09 20:25



YOUR LAB OF CHOICE

12065 Lebanon Rd.
 Mt. Juliet, TN 37122
 (615) 758-5858
 1-800-767-5859
 Fax (615) 758-5859

Tax I.D. 62-0814289

Est. 1970

REPORT OF ANALYSIS

Chris Kramer
 SLR International Corp. - West Linn
 1800 Blankenship Road, Suite 440
 West Linn, OR 97068

October 16, 2009

Date Received : October 14, 2009
 Description : Nord Door Project - Everett, WA
 Sample ID : HA-327-1.5 FT
 Collected By : C. Kramer
 Collection Date : 10/12/09 11:30

ESC Sample # : L427166-09
 Site ID : EVERETT, WA
 Project # : 008.0288.00037 T6

Parameter	Dry Result	MDL	RDL	Units	Q	Method	Date	Dil.
Total Solids	84.2			%		2540G	10/16/09	1
Gasoline Range (C7-C10)	U	1.3	4.8	mg/kg		NWTPH-HC	10/16/09	1
Mineral Spirits	U	1.3	4.8	mg/kg		NWTPH-HC	10/16/09	1
Kerosene (C9-C16)	U	1.3	4.8	mg/kg		NWTPH-HC	10/16/09	1
Diesel (C7-C26)	1.7	1.3	4.8	mg/kg	J	NWTPH-HC	10/16/09	1
#6 Fuel Oil (C10-C32)	U	1.3	4.8	mg/kg		NWTPH-HC	10/16/09	1
Hydraulic Fluid (C12-C33)	U	1.3	4.8	mg/kg		NWTPH-HC	10/16/09	1
Motor Oil (C16-C40)	58.	3.3	12.	mg/kg	J6	NWTPH-HC	10/16/09	1
Surrogate recovery(%) o-Terphenyl	67.9			% Rec.		NWTPH-HC	10/16/09	1

Results listed are dry weight basis.

U = ND (Not Detected)

MDL = Minimum Detection Limit = LOD

RDL = Reported Detection Limit = LOQ = PQL = EQL

Note:

This report shall not be reproduced, except in full, without the written approval from ESC.

The reported analytical results relate only to the sample submitted

Reported: 10/16/09 20:24 Printed: 10/16/09 20:25



YOUR LAB OF CHOICE

12065 Lebanon Rd.
 Mt. Juliet, TN 37122
 (615) 758-5858
 1-800-767-5859
 Fax (615) 758-5859

Tax I.D. 62-0814289

Est. 1970

REPORT OF ANALYSIS

Chris Kramer
 SLR International Corp. - West Linn
 1800 Blankenship Road, Suite 440
 West Linn, OR 97068

October 16, 2009

Date Received : October 14, 2009
 Description : Nord Door Project - Everett, WA
 Sample ID : HA-327-2.5 FT
 Collected By : C. Kramer
 Collection Date : 10/12/09 11:50

ESC Sample # : L427166-10
 Site ID : EVERETT, WA
 Project # : 008.0288.00037 T6

Parameter	Dry Result	MDL	RDL	Units	Q	Method	Date	Dil.
Total Solids	69.9			%		2540G	10/16/09	1
Gasoline Range (C7-C10)	2.0	1.3	5.7	mg/kg	J	NWTPH-HC	10/16/09	1
Mineral Spirits	U	1.3	5.7	mg/kg		NWTPH-HC	10/16/09	1
Kerosene (C9-C16)	U	1.3	5.7	mg/kg		NWTPH-HC	10/16/09	1
Diesel (C7-C26)	7.6	1.3	5.7	mg/kg		NWTPH-HC	10/16/09	1
#6 Fuel Oil (C10-C32)	U	1.3	5.7	mg/kg		NWTPH-HC	10/16/09	1
Hydraulic Fluid (C12-C33)	U	1.3	5.7	mg/kg		NWTPH-HC	10/16/09	1
Motor Oil (C16-C40)	14.	3.3	14.	mg/kg		NWTPH-HC	10/16/09	1
Surrogate recovery(%) o-Terphenyl	87.8			% Rec.		NWTPH-HC	10/16/09	1

Results listed are dry weight basis.
 U = ND (Not Detected)
 MDL = Minimum Detection Limit = LOD
 RDL = Reported Detection Limit = LOQ = PQL = EQL
 Note:

This report shall not be reproduced, except in full, without the written approval from ESC.
 The reported analytical results relate only to the sample submitted
 Reported: 10/16/09 20:24 Printed: 10/16/09 20:25



YOUR LAB OF CHOICE

12065 Lebanon Rd.
Mt. Juliet, TN 37122
(615) 758-5858
1-800-767-5859
Fax (615) 758-5859

Tax I.D. 62-0814289

Est. 1970

REPORT OF ANALYSIS

Chris Kramer
SLR International Corp. - West Linn
1800 Blankenship Road, Suite 440
West Linn, OR 97068

October 16, 2009

Date Received : October 14, 2009
Description : Nord Door Project - Everett, WA
Sample ID : HA-328-1 FT
Collected By : C. Kramer
Collection Date : 10/12/09 13:50

ESC Sample # : L427166-11
Site ID : EVERETT, WA
Project # : 008.0288.00037 T6

Table with 10 columns: Parameter, Dry Result, MDL, RDL, Units, Q, Method, Date, Dil. Rows include Total Solids, Gasoline Range, Mineral Spirits, Kerosene, Diesel, #6 Fuel Oil, Hydraulic Fluid, Motor Oil, and Surrogate recovery.

Results listed are dry weight basis.
U = ND (Not Detected)
MDL = Minimum Detection Limit = LOD
RDL = Reported Detection Limit = LOQ = PQL = EQL
Note:

This report shall not be reproduced, except in full, without the written approval from ESC.
The reported analytical results relate only to the sample submitted
Reported: 10/16/09 20:24 Printed: 10/16/09 20:25



YOUR LAB OF CHOICE

12065 Lebanon Rd.
 Mt. Juliet, TN 37122
 (615) 758-5858
 1-800-767-5859
 Fax (615) 758-5859

Tax I.D. 62-0814289

Est. 1970

REPORT OF ANALYSIS

Chris Kramer
 SLR International Corp. - West Linn
 1800 Blankenship Road, Suite 440
 West Linn, OR 97068

October 16, 2009

Date Received : October 14, 2009
 Description : Nord Door Project - Everett, WA
 Sample ID : HA-328-2.5 FT
 Collected By : C. Kramer
 Collection Date : 10/12/09 14:15

ESC Sample # : L427166-12
 Site ID : EVERETT, WA
 Project # : 008.0288.00037 T6

Parameter	Dry Result	MDL	RDL	Units	Q	Method	Date	Dil.
Total Solids	40.3			%		2540G	10/16/09	1
Gasoline Range (C7-C10)	5.4	1.3	9.9	mg/kg	J	NWTPH-HC	10/16/09	1
Mineral Spirits	U	1.3	9.9	mg/kg		NWTPH-HC	10/16/09	1
Kerosene (C9-C16)	U	1.3	9.9	mg/kg		NWTPH-HC	10/16/09	1
Diesel (C7-C26)	19.	1.3	9.9	mg/kg		NWTPH-HC	10/16/09	1
#6 Fuel Oil (C10-C32)	U	1.3	9.9	mg/kg		NWTPH-HC	10/16/09	1
Hydraulic Fluid (C12-C33)	U	1.3	9.9	mg/kg		NWTPH-HC	10/16/09	1
Motor Oil (C16-C40)	160	3.3	25.	mg/kg		NWTPH-HC	10/16/09	1
Surrogate recovery(%) o-Terphenyl	82.5			% Rec.		NWTPH-HC	10/16/09	1

Results listed are dry weight basis.
 U = ND (Not Detected)
 MDL = Minimum Detection Limit = LOD
 RDL = Reported Detection Limit = LOQ = PQL = EQL
 Note:

This report shall not be reproduced, except in full, without the written approval from ESC.
 The reported analytical results relate only to the sample submitted
 Reported: 10/16/09 20:24 Printed: 10/16/09 20:25



YOUR LAB OF CHOICE

12065 Lebanon Rd.
Mt. Juliet, TN 37122
(615) 758-5858
1-800-767-5859
Fax (615) 758-5859

Tax I.D. 62-0814289

Est. 1970

REPORT OF ANALYSIS

Chris Kramer
SLR International Corp. - West Linn
1800 Blankenship Road, Suite 440
West Linn, OR 97068

October 16, 2009

Date Received : October 14, 2009
Description : Nord Door Project - Everett, WA
Sample ID : HA-329-1 FT
Collected By : C. Kramer
Collection Date : 10/12/09 14:50

ESC Sample # : L427166-13
Site ID : EVERETT, WA
Project # : 008.0288.00037 T6

Table with 10 columns: Parameter, Dry Result, MDL, RDL, Units, Q, Method, Date, Dil. Rows include Total Solids, Gasoline Range, Mineral Spirits, Kerosene, Diesel, #6 Fuel Oil, Hydraulic Fluid, Motor Oil, and Surrogate recovery.

Results listed are dry weight basis.
U = ND (Not Detected)
MDL = Minimum Detection Limit = LOD
RDL = Reported Detection Limit = LOQ = PQL = EQL
Note:

This report shall not be reproduced, except in full, without the written approval from ESC.
The reported analytical results relate only to the sample submitted
Reported: 10/16/09 20:24 Printed: 10/16/09 20:25



YOUR LAB OF CHOICE

12065 Lebanon Rd.
 Mt. Juliet, TN 37122
 (615) 758-5858
 1-800-767-5859
 Fax (615) 758-5859

Tax I.D. 62-0814289

Est. 1970

REPORT OF ANALYSIS

Chris Kramer
 SLR International Corp. - West Linn
 1800 Blankenship Road, Suite 440
 West Linn, OR 97068

October 16, 2009

Date Received : October 14, 2009
 Description : Nord Door Project - Everett, WA
 Sample ID : HA-330-1 FT
 Collected By : C. Kramer
 Collection Date : 10/13/09 07:45

ESC Sample # : L427166-14
 Site ID : EVERETT, WA
 Project # : 008.0288.00037 T6

Parameter	Dry Result	MDL	RDL	Units	Q	Method	Date	Dil.
Total Solids	26.3			%		2540G	10/16/09	1
Gasoline Range (C7-C10)	49.	1.3	15.	mg/kg		NWTPH-HC	10/16/09	1
Mineral Spirits	U	1.3	15.	mg/kg		NWTPH-HC	10/16/09	1
Kerosene (C9-C16)	U	1.3	15.	mg/kg		NWTPH-HC	10/16/09	1
Diesel (C7-C26)	120	1.3	15.	mg/kg		NWTPH-HC	10/16/09	1
#6 Fuel Oil (C10-C32)	U	1.3	15.	mg/kg		NWTPH-HC	10/16/09	1
Hydraulic Fluid (C12-C33)	U	1.3	15.	mg/kg		NWTPH-HC	10/16/09	1
Motor Oil (C16-C40)	420	3.3	38.	mg/kg		NWTPH-HC	10/16/09	1
Surrogate recovery(%) o-Terphenyl	67.9			% Rec.		NWTPH-HC	10/16/09	1

Results listed are dry weight basis.
 U = ND (Not Detected)
 MDL = Minimum Detection Limit = LOD
 RDL = Reported Detection Limit = LOQ = PQL = EQL
 Note:

This report shall not be reproduced, except in full, without the written approval from ESC.
 The reported analytical results relate only to the sample submitted
 Reported: 10/16/09 20:24 Printed: 10/16/09 20:25



YOUR LAB OF CHOICE

12065 Lebanon Rd.
 Mt. Juliet, TN 37122
 (615) 758-5858
 1-800-767-5859
 Fax (615) 758-5859

Tax I.D. 62-0814289

Est. 1970

REPORT OF ANALYSIS

Chris Kramer
 SLR International Corp. - West Linn
 1800 Blankenship Road, Suite 440
 West Linn, OR 97068

October 16, 2009

Date Received : October 14, 2009
 Description : Nord Door Project - Everett, WA
 Sample ID : HA-331-2 FT
 Collected By : C. Kramer
 Collection Date : 10/13/09 08:20

ESC Sample # : L427166-15
 Site ID : EVERETT, WA
 Project # : 008.0288.00037 T6

Parameter	Dry Result	MDL	RDL	Units	Q	Method	Date	Dil.
Total Solids	77.7			%		2540G	10/16/09	1
Gasoline Range (C7-C10)	3.0	1.3	5.1	mg/kg	J	NWTPH-HC	10/16/09	1
Mineral Spirits	U	1.3	5.1	mg/kg		NWTPH-HC	10/16/09	1
Kerosene (C9-C16)	U	1.3	5.1	mg/kg		NWTPH-HC	10/16/09	1
Diesel (C7-C26)	2.0	1.3	5.1	mg/kg	J	NWTPH-HC	10/16/09	1
#6 Fuel Oil (C10-C32)	U	1.3	5.1	mg/kg		NWTPH-HC	10/16/09	1
Hydraulic Fluid (C12-C33)	U	1.3	5.1	mg/kg		NWTPH-HC	10/16/09	1
Motor Oil (C16-C40)	5.0	3.3	13.	mg/kg	J	NWTPH-HC	10/16/09	1
Surrogate recovery(%) o-Terphenyl	86.3			% Rec.		NWTPH-HC	10/16/09	1

Results listed are dry weight basis.

U = ND (Not Detected)

MDL = Minimum Detection Limit = LOD

RDL = Reported Detection Limit = LOQ = PQL = EQL

Note:

This report shall not be reproduced, except in full, without the written approval from ESC.

The reported analytical results relate only to the sample submitted

Reported: 10/16/09 20:24 Printed: 10/16/09 20:25



YOUR LAB OF CHOICE

12065 Lebanon Rd.
 Mt. Juliet, TN 37122
 (615) 758-5858
 1-800-767-5859
 Fax (615) 758-5859

Tax I.D. 62-0814289

Est. 1970

REPORT OF ANALYSIS

Chris Kramer
 SLR International Corp. - West Linn
 1800 Blankenship Road, Suite 440
 West Linn, OR 97068

October 16, 2009

Date Received : October 14, 2009
 Description : Nord Door Project - Everett, WA
 Sample ID : HA-332-1 FT
 Collected By : C. Kramer
 Collection Date : 10/13/09 08:50

ESC Sample # : L427166-16
 Site ID : EVERETT, WA
 Project # : 008.0288.00037 T6

Parameter	Dry Result	MDL	RDL	Units	Q	Method	Date	Dil.
Total Solids	25.6			%		2540G	10/16/09	1
Gasoline Range (C7-C10)	7.8	1.3	16.	mg/kg	J	NWTPH-HC	10/16/09	1
Mineral Spirits	U	1.3	16.	mg/kg		NWTPH-HC	10/16/09	1
Kerosene (C9-C16)	U	1.3	16.	mg/kg		NWTPH-HC	10/16/09	1
Diesel (C7-C26)	23.	1.3	16.	mg/kg		NWTPH-HC	10/16/09	1
#6 Fuel Oil (C10-C32)	U	1.3	16.	mg/kg		NWTPH-HC	10/16/09	1
Hydraulic Fluid (C12-C33)	U	1.3	16.	mg/kg		NWTPH-HC	10/16/09	1
Motor Oil (C16-C40)	260	3.3	39.	mg/kg		NWTPH-HC	10/16/09	1
Surrogate recovery(%) o-Terphenyl	66.8			% Rec.		NWTPH-HC	10/16/09	1

Results listed are dry weight basis.

U = ND (Not Detected)

MDL = Minimum Detection Limit = LOD

RDL = Reported Detection Limit = LOQ = PQL = EQL

Note:

This report shall not be reproduced, except in full, without the written approval from ESC.

The reported analytical results relate only to the sample submitted

Reported: 10/16/09 20:24 Printed: 10/16/09 20:25



YOUR LAB OF CHOICE

12065 Lebanon Rd.
 Mt. Juliet, TN 37122
 (615) 758-5858
 1-800-767-5859
 Fax (615) 758-5859

Tax I.D. 62-0814289

Est. 1970

REPORT OF ANALYSIS

Chris Kramer
 SLR International Corp. - West Linn
 1800 Blankenship Road, Suite 440
 West Linn, OR 97068

October 16, 2009

Date Received : October 14, 2009
 Description : Nord Door Project - Everett, WA
 Sample ID : HA-333-2 FT
 Collected By : C. Kramer
 Collection Date : 10/13/09 09:30

ESC Sample # : L427166-17
 Site ID : EVERETT, WA
 Project # : 008.0288.00037 T6

Parameter	Dry Result	MDL	RDL	Units	Q	Method	Date	Dil.
Total Solids	38.6			%		2540G	10/16/09	1
Gasoline Range (C7-C10)	3.6	1.3	10.	mg/kg	J	NWTPH-HC	10/16/09	1
Mineral Spirits	U	1.3	10.	mg/kg		NWTPH-HC	10/16/09	1
Kerosene (C9-C16)	U	1.3	10.	mg/kg		NWTPH-HC	10/16/09	1
Diesel (C7-C26)	12.	1.3	10.	mg/kg		NWTPH-HC	10/16/09	1
#6 Fuel Oil (C10-C32)	U	1.3	10.	mg/kg		NWTPH-HC	10/16/09	1
Hydraulic Fluid (C12-C33)	U	1.3	10.	mg/kg		NWTPH-HC	10/16/09	1
Motor Oil (C16-C40)	62.	3.3	26.	mg/kg		NWTPH-HC	10/16/09	1
Surrogate recovery(%) o-Terphenyl	67.0			% Rec.		NWTPH-HC	10/16/09	1

Results listed are dry weight basis.

U = ND (Not Detected)

MDL = Minimum Detection Limit = LOD

RDL = Reported Detection Limit = LOQ = PQL = EQL

Note:

This report shall not be reproduced, except in full, without the written approval from ESC.

The reported analytical results relate only to the sample submitted

Reported: 10/16/09 20:24 Printed: 10/16/09 20:25

Attachment A
List of Analytes with QC Qualifiers

Sample Number	Work Group	Sample Type	Analyte	Run ID	Qualifier
L427166-01	WG445796	SAMP	Diesel (C7-C26)	R954308	J
L427166-02	WG445796	SAMP	Diesel (C7-C26)	R954308	J
L427166-04	WG445796	SAMP	Gasoline Range (C7-C10)	R954308	J
L427166-05	WG445796	SAMP	o-Terphenyl	R954308	J7
L427166-06	WG445796	SAMP	Diesel (C7-C26)	R954308	J
L427166-08	WG445796	SAMP	Diesel (C7-C26)	R954308	J
L427166-09	WG445797	SAMP	Diesel (C7-C26)	R954329	J
	WG445797	SAMP	Motor Oil (C16-C40)	R954329	J6
L427166-10	WG445797	SAMP	Gasoline Range (C7-C10)	R954329	J
L427166-11	WG445797	SAMP	Gasoline Range (C7-C10)	R954329	J
L427166-12	WG445797	SAMP	Gasoline Range (C7-C10)	R954329	J
L427166-15	WG445797	SAMP	Gasoline Range (C7-C10)	R954329	J
	WG445797	SAMP	Diesel (C7-C26)	R954329	J
	WG445797	SAMP	Motor Oil (C16-C40)	R954329	J
L427166-16	WG445797	SAMP	Gasoline Range (C7-C10)	R954329	J
L427166-17	WG445797	SAMP	Gasoline Range (C7-C10)	R954329	J

Attachment B
Explanation of QC Qualifier Codes

Qualifier	Meaning
J	(EPA) - Estimated value below the lowest calibration point. Confidence correlates with concentration.
J6	The sample matrix interfered with the ability to make any accurate determination; spike value is low
J7	Surrogate recovery limits cannot be evaluated; surrogates were diluted out

Qualifier Report Information

ESC utilizes sample and result qualifiers as set forth by the EPA Contract Laboratory Program and as required by most certifying bodies including NELAC. In addition to the EPA qualifiers adopted by ESC, we have implemented ESC qualifiers to provide more information pertaining to our analytical results. Each qualifier is designated in the qualifier explanation as either EPA or ESC. Data qualifiers are intended to provide the ESC client with more detailed information concerning the potential bias of reported data. Because of the wide range of constituents and variety of matrices incorporated by most EPA methods, it is common for some compounds to fall outside of established ranges. These exceptions are evaluated and all reported data is valid and useable unless qualified as 'R' (Rejected).

Definitions

- Accuracy - The relationship of the observed value of a known sample to the true value of a known sample. Represented by percent recovery and relevant to samples such as: control samples, matrix spike recoveries, surrogate recoveries, etc.
- Precision - The agreement between a set of samples or between duplicate samples. Relates to how close together the results are and is represented by Relative Percent Difference.
- Surrogate - Organic compounds that are similar in chemical composition, extraction, and chromatography to analytes of interest. The surrogates are used to determine the probable response of the group of analytes that are chemically related to the surrogate compound. Surrogates are added to the sample and carried through all stages of preparation and analyses.
- TIC - Tentatively Identified Compound: Compounds detected in samples that are not target compounds, internal standards, system monitoring compounds, or surrogates.

Summary of Remarks For Samples Printed
10/16/09 at 20:25:23

TSR Signing Reports: 358
R3 - Rush: Two Day

Log all arsenic gw samples as ASG.

Sample: L427166-01 Account: SLRWLOR Received: 10/14/09 09:00 Due Date: 10/16/09 00:00 RPT Date: 10/16/09 20:24
Sample: L427166-02 Account: SLRWLOR Received: 10/14/09 09:00 Due Date: 10/16/09 00:00 RPT Date: 10/16/09 20:24
Sample: L427166-03 Account: SLRWLOR Received: 10/14/09 09:00 Due Date: 10/16/09 00:00 RPT Date: 10/16/09 20:24
Sample: L427166-04 Account: SLRWLOR Received: 10/14/09 09:00 Due Date: 10/16/09 00:00 RPT Date: 10/16/09 20:24
Sample: L427166-05 Account: SLRWLOR Received: 10/14/09 09:00 Due Date: 10/16/09 00:00 RPT Date: 10/16/09 20:24
Sample: L427166-06 Account: SLRWLOR Received: 10/14/09 09:00 Due Date: 10/16/09 00:00 RPT Date: 10/16/09 20:24
Sample: L427166-07 Account: SLRWLOR Received: 10/14/09 09:00 Due Date: 10/16/09 00:00 RPT Date: 10/16/09 20:24
Sample: L427166-08 Account: SLRWLOR Received: 10/14/09 09:00 Due Date: 10/16/09 00:00 RPT Date: 10/16/09 20:24
Sample: L427166-09 Account: SLRWLOR Received: 10/14/09 09:00 Due Date: 10/16/09 00:00 RPT Date: 10/16/09 20:24
Sample: L427166-10 Account: SLRWLOR Received: 10/14/09 09:00 Due Date: 10/16/09 00:00 RPT Date: 10/16/09 20:24
Sample: L427166-11 Account: SLRWLOR Received: 10/14/09 09:00 Due Date: 10/16/09 00:00 RPT Date: 10/16/09 20:24
Sample: L427166-12 Account: SLRWLOR Received: 10/14/09 09:00 Due Date: 10/16/09 00:00 RPT Date: 10/16/09 20:24
Sample: L427166-13 Account: SLRWLOR Received: 10/14/09 09:00 Due Date: 10/16/09 00:00 RPT Date: 10/16/09 20:24
Sample: L427166-14 Account: SLRWLOR Received: 10/14/09 09:00 Due Date: 10/16/09 00:00 RPT Date: 10/16/09 20:24
Sample: L427166-15 Account: SLRWLOR Received: 10/14/09 09:00 Due Date: 10/16/09 00:00 RPT Date: 10/16/09 20:24
Sample: L427166-16 Account: SLRWLOR Received: 10/14/09 09:00 Due Date: 10/16/09 00:00 RPT Date: 10/16/09 20:24
Sample: L427166-17 Account: SLRWLOR Received: 10/14/09 09:00 Due Date: 10/16/09 00:00 RPT Date: 10/16/09 20:24



YOUR LAB OF CHOICE

SLR International Corp. - West Linn, OR
 Chris Kramer
 1800 Blankenship Road, Suite 440
 West Linn, OR 97068

Quality Assurance Report
 Level II

L427166

12065 Lebanon Rd.
 Mt. Juliet, TN 37122
 (615) 758-5858
 1-800-767-5859
 Fax (615) 758-5859

Tax I.D. 62-0814289

Est. 1970

October 16, 2009

Analyte	Result	Laboratory Blank		Limit	Batch	Date Analyzed
		Units	% Rec			
Total Solids	< .1	%			WG445887	10/16/09 10:58
Total Solids	< .1	%			WG445888	10/16/09 10:05
#6 Fuel Oil (C10-C32)	< .1	mg/l			WG445796	10/16/09 15:10
Diesel (C7-C26)	< .1	mg/l			WG445796	10/16/09 15:10
Hydraulic Fluid (C12-C33)	< .1	mg/l			WG445796	10/16/09 15:10
Kerosene (C9-C16)	< .1	mg/l			WG445796	10/16/09 15:10
Mineral Spirits	< .1	mg/l			WG445796	10/16/09 15:10
Motor Oil (C16-C40)	< .25	mg/l			WG445796	10/16/09 15:10
o-Terphenyl		% Rec.	93.24	50-150	WG445796	10/16/09 15:10
#6 Fuel Oil (C10-C32)	< 4	mg/kg			WG445797	10/16/09 14:31
Diesel (C7-C26)	< 4	mg/kg			WG445797	10/16/09 14:31
Hydraulic Fluid (C12-C33)	< 4	mg/kg			WG445797	10/16/09 14:31
Kerosene (C9-C16)	< 4	mg/kg			WG445797	10/16/09 14:31
Mineral Spirits	< 4	mg/kg			WG445797	10/16/09 14:31
Motor Oil (C16-C40)	< 10	mg/kg			WG445797	10/16/09 14:31
o-Terphenyl		% Rec.	78.99	50-150	WG445797	10/16/09 14:31

Analyte	Units	Result	Duplicate		RPD	Limit	Ref Samp	Batch
			Duplicate	RPD				
Total Solids	%	88.0	88.7	0.176	5		L427301-03	WG445887
Total Solids	%	86.0	86.6	0.707	5		L427275-01	WG445888

Analyte	Units	Laboratory Control Sample		% Rec	Limit	Batch
		Known Val	Result			
Total Solids	%	50	50.0	99.9	85-115	WG445887
Total Solids	%	50	49.8	99.6	85-115	WG445888
Diesel (C7-C26)	mg/l	.75	0.705	94.0	50-150	WG445796
Motor Oil (C16-C40)	mg/l	.75	0.766	102.	50-150	WG445796
o-Terphenyl				95.23	50-150	WG445796
Diesel (C7-C26)	mg/kg	30	29.5	98.3	50-150	WG445797
Motor Oil (C16-C40)	mg/kg	30	32.9	110.	50-150	WG445797
o-Terphenyl				100.3	50-150	WG445797

Analyte	Units	Result	Laboratory Control Sample Duplicate		Limit	RPD	Limit	Batch
			Ref	%Rec				
Diesel (C7-C26)	mg/l	0.654	0.705	87.0	50-150	7.44	20	WG445796
Motor Oil (C16-C40)	mg/l	0.700	0.766	93.0	50-150	8.97	25	WG445796
o-Terphenyl				87.30	50-150			WG445796
Diesel (C7-C26)	mg/kg	24.8	29.5	83.0	50-150	17.2	20	WG445797
Motor Oil (C16-C40)	mg/kg	27.2	32.9	90.0	50-150	18.9	25	WG445797

* Performance of this Analyte is outside of established criteria.
 For additional information, please see Attachment A 'List of Analytes with QC Qualifiers.'



12065 Lebanon Rd.
 Mt. Juliet, TN 37122
 (615) 758-5858
 1-800-767-5859
 Fax (615) 758-5859

Tax I.D. 62-0814289

Est. 1970

YOUR LAB OF CHOICE

SLR International Corp. - West Linn, OR
 Chris Kramer
 1800 Blankenship Road, Suite 440

Quality Assurance Report
 Level II

West Linn, OR 97068

L427166

October 16, 2009

Analyte	Units	MS Res	Matrix Spike		% Rec	Limit	Ref Samp	Batch
			Ref Res	TV				
o-Terphenyl				78.64		50-150		

Analyte	Units	MS Res	Matrix Spike		% Rec	Limit	Ref Samp	Batch
			Ref Res	TV				
Diesel (C7-C26)	mg/kg	28.6	1.40	30	90.5	50-150	L427166-09	WG445797
Motor Oil (C16-C40)	mg/kg	42.5	49.0	30	0*	50-150	L427166-09	WG445797
o-Terphenyl					81.41	50-150		WG445797

Analyte	Units	MSD	Matrix Spike Duplicate		Limit	RPD	Limit	Ref Samp	Batch
			Ref	%Rec					
Diesel (C7-C26)	mg/kg	29.7	28.6	94.2	50-150	3.83	20	L427166-09	WG445797
Motor Oil (C16-C40)	mg/kg	39.9	42.5	0*	50-150	6.48	25	L427166-09	WG445797
o-Terphenyl				88.02	50-150				WG445797

Batch number /Run number / Sample number cross reference

WG445887: R952768: L427166-09 10 11 12 13
 WG445888: R952769: L427166-14 15 16 17
 WG445796: R954308: L427166-01 02 03 04 05 06 07 08
 WG445797: R954329: L427166-09 10 11 12 13 14 15 16 17

* * Calculations are performed prior to rounding of reported values .
 * Performance of this Analyte is outside of established criteria.
 For additional information, please see Attachment A 'List of Analytes with QC Qualifiers.'



YOUR LAB OF CHOICE

SLR International Corp. - West Linn, OR
Chris Kramer
1800 Blankenship Road, Suite 440

Quality Assurance Report
Level II

West Linn, OR 97068

L427166

12065 Lebanon Rd.
Mt. Juliet, TN 37122
(615) 758-5858
1-800-767-5859
Fax (615) 758-5859

Tax I.D. 62-0814289

Est. 1970

October 16, 2009

The data package includes a summary of the analytic results of the quality control samples required by the SW-846 or CWA methods. The quality control samples include a method blank, a laboratory control sample, and the matrix spike/matrix spike duplicate analysis. If a target parameter is outside the method limits, every sample that is effected is flagged with the appropriate qualifier in Appendix B of the analytic report.

Method Blank - an aliquot of reagent water carried through the entire analytic process. The method blank results indicate if any possible contamination exposure during the sample handling, digestion or extraction process, and analysis. Concentrations of target analytes above the reporting limit in the method blank are qualified with the "B" qualifier.

Laboratory Control Sample - is a sample of known concentration that is carried through the digestion/extraction and analysis process. The percent recovery, expressed as a percentage of the theoretical concentration, has statistical control limits indicating that the analytic process is "in control". If a target analyte is outside the control limits for the laboratory control sample or any other control sample, the parameter is flagged with a "J4" qualifier for all effected samples.

Matrix Spike and Matrix Spike Duplicate - is two aliquots of an environmental sample that is spiked with known concentrations of target analytes. The percent recovery of the target analytes also has statistical control limits. If any recoveries that are outside the method control limits, the sample that was selected for matrix spike/matrix spike duplicate analysis is flagged with either a "J5" or a "J6". The relative percent difference (%RPD) between the matrix spike and the matrix spike duplicate recoveries is all calculated. If the RPD is above the method limit, the effected samples are flagged with a "J3" qualifier.



12065 Lebanon Rd.
Mt. Juliet, TN 37122
(615) 758-5858
1-800-767-5859
Fax (615) 758-5859

Tax I.D. 62-0814289

Est. 1970

Chris Kramer
SLR International Corp. - West Linn, OR
1800 Blankenship Road, Suite 440

West Linn, OR 97068

Report Summary

Tuesday October 27, 2009

Report Number: L427860

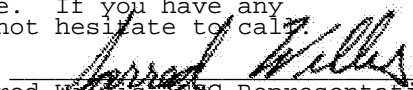
Samples Received: 10/14/09

Client Project: 008.0288.00037 T6

Description: Nord Door Project - Everett, WA

The analytical results in this report are based upon information supplied by you, the client, and are for your exclusive use. If you have any questions regarding this data package, please do not hesitate to call.

Entire Report Reviewed By:


Jarred Willis, ESC Representative

Laboratory Certification Numbers

A2LA - 1461-01, AIHA - 100789, AL - 40660, CA - I-2327, CT - PH-0197, FL - E87487
GA - 923, IN - C-TN-01, KY - 90010, KYUST - 0016, NC - ENV375, DW21704, ND - R-140
NJ - TN002, NJ NELAP - TN002, SC - 84004, TN - 2006, VA - 00109, WV - 233
AZ - 0612, MN - 047-999-395, NY - 11742, WI - 998093910

Accreditation is only applicable to the test methods specified on each scope of accreditation held by ESC Lab Sciences.

This report may not be reproduced, except in full, without written approval from Environmental Science Corp.

Where applicable, sampling conducted by ESC is performed per guidance provided in laboratory standard operating procedures: 060302, 060303, and 060304.



YOUR LAB OF CHOICE

12065 Lebanon Rd.
Mt. Juliet, TN 37122
(615) 758-5858
1-800-767-5859
Fax (615) 758-5859

Tax I.D. 62-0814289

Est. 1970

REPORT OF ANALYSIS

October 27, 2009

Chris Kramer
SLR International Corp. - West Linn
1800 Blankenship Road, Suite 440
West Linn, OR 97068

ESC Sample # : L427860-01

Date Received : October 14, 2009
Description : Nord Door Project - Everett, WA

Site ID : EVERETT, WA

Sample ID : HA-324-GW

Project # : 008.0288.00037 T6

Collected By : C. Kramer
Collection Date : 10/12/09 11:08

Parameter	Result	MDL	RDL	Units	Q	Method	Date	Dil.
Diesel Range Organics (DRO)	U	33.	100	ug/l		NWTPHDX	10/19/09	1
Residual Range Organics (RRO)	U	82.	250	ug/l		NWTPHDX	10/19/09	1
Surrogate Recovery								
o-Terphenyl	96.7			% Rec.		NWTPHDX	10/19/09	1
Base/Neutral Extractables								
Acenaphthylene	U	0.017	0.050	ug/l		8270C	10/22/09	1
Acetophenone	U	16.	50.	ug/l		8270C	10/20/09	1
Atrazine	U	3.3	10.	ug/l		8270C	10/20/09	1
Benzaldehyde	U	3.3	10.	ug/l		8270C	10/20/09	1
Biphenyl	U	3.3	10.	ug/l		8270C	10/20/09	1
Bis(2-chlorethoxy)methane	U	3.3	10.	ug/l		8270C	10/20/09	1
Bis(2-chloroethyl)ether	U	3.3	10.	ug/l		8270C	10/20/09	1
Bis(2-chloroisopropyl)ether	U	3.3	10.	ug/l		8270C	10/20/09	1
4-Bromophenyl-phenylether	U	3.3	10.	ug/l		8270C	10/20/09	1
2-Chloronaphthalene	U	0.014	0.25	ug/l		8270C	10/22/09	1
4-Chlorophenyl-phenylether	U	3.3	10.	ug/l		8270C	10/20/09	1
3,3-Dichlorobenzidine	U	3.3	10.	ug/l		8270C	10/20/09	1
2,4-Dinitrotoluene	U	3.3	10.	ug/l		8270C	10/20/09	1
2,6-Dinitrotoluene	U	3.3	10.	ug/l		8270C	10/20/09	1
Hexachlorobenzene	U	3.3	10.	ug/l		8270C	10/20/09	1
Hexachloro-1,3-butadiene	U	3.3	10.	ug/l		8270C	10/20/09	1
Hexachlorocyclopentadiene	U	3.3	10.	ug/l		8270C	10/20/09	1
Hexachloroethane	U	3.3	10.	ug/l		8270C	10/20/09	1
Isophorone	U	3.3	10.	ug/l		8270C	10/20/09	1
1-Methylnaphthalene	U	0.014	0.25	ug/l		8270C	10/22/09	1
2-Methylnaphthalene	0.028	0.014	0.25	ug/l	J	8270C	10/22/09	1
2-Methylphenol	U	1.3	10.	ug/l		8270C	10/20/09	1
3&4-methyl phenol	U	1.1	10.	ug/l		8270C	10/20/09	1
2-Nitroaniline	U	1.5	10.	ug/l		8270C	10/20/09	1
3-Nitroaniline	U	1.2	10.	ug/l		8270C	10/20/09	1
4-Nitroaniline	U	1.6	10.	ug/l		8270C	10/20/09	1
Nitrobenzene	U	3.3	10.	ug/l		8270C	10/20/09	1
n-Nitrosodiphenylamine	U	3.3	10.	ug/l		8270C	10/20/09	1
n-Nitrosodi-n-propylamine	U	3.3	10.	ug/l		8270C	10/20/09	1
Benzylbutyl phthalate	U	3.3	10.	ug/l		8270C	10/20/09	1
Caprolactam	U	3.3	10.	ug/l		8270C	10/20/09	1
Carbazole	U	0.95	10.	ug/l		8270C	10/20/09	1
Bis(2-ethylhexyl)phthalate	U	2.0	6.0	ug/l		8270C	10/20/09	1
4-Chloroaniline	U	2.6	10.	ug/l		8270C	10/20/09	1
Di-n-butyl phthalate	U	3.3	10.	ug/l		8270C	10/20/09	1
Dibenzofuran	U	1.5	10.	ug/l		8270C	10/20/09	1
Diethyl phthalate	U	3.3	10.	ug/l		8270C	10/20/09	1

U = ND (Not Detected)
RDL = Reported Detection Limit = LOQ = PQL = EQL
MDL = Minimum Detection Limit = LOD = SQL(TRRP)

Note:

The reported analytical results relate only to the sample submitted.
This report shall not be reproduced, except in full, without the written approval from ESC.

Reported: 10/27/09 17:40 Printed: 10/27/09 17:40



YOUR LAB OF CHOICE

12065 Lebanon Rd.
 Mt. Juliet, TN 37122
 (615) 758-5858
 1-800-767-5859
 Fax (615) 758-5859

Tax I.D. 62-0814289

Est. 1970

REPORT OF ANALYSIS

Chris Kramer
 SLR International Corp. - West Linn
 1800 Blankenship Road, Suite 440
 West Linn, OR 97068

October 27, 2009

Date Received : October 14, 2009
 Description : Nord Door Project - Everett, WA
 Sample ID : HA-324-GW
 Collected By : C. Kramer
 Collection Date : 10/12/09 11:08

ESC Sample # : L427860-01
 Site ID : EVERETT, WA
 Project # : 008.0288.00037 T6

Parameter	Result	MDL	RDL	Units	Q	Method	Date	Dil.
Dimethyl phthalate	U	3.3	10.	ug/l		8270C	10/20/09	1
Di-n-octyl phthalate	U	3.3	10.	ug/l		8270C	10/20/09	1
Acid Extractables								
4-Chloro-3-methylphenol	U	1.8	10.	ug/l		8270C	10/20/09	1
2-Chlorophenol	U	1.3	10.	ug/l		8270C	10/20/09	1
2,4-Dichlorophenol	U	2.0	10.	ug/l		8270C	10/20/09	1
2,4-Dimethylphenol	U	2.1	10.	ug/l		8270C	10/20/09	1
4,6-Dinitro-2-methylphenol	U	2.2	10.	ug/l		8270C	10/20/09	1
2,4-Dinitrophenol	U	1.2	10.	ug/l		8270C	10/20/09	1
2-Nitrophenol	U	2.1	10.	ug/l		8270C	10/20/09	1
4-Nitrophenol	U	0.76	10.	ug/l		8270C	10/20/09	1
Phenol	U	0.59	10.	ug/l		8270C	10/20/09	1
Pentachlorophenol	U	0.33	1.0	ug/l		8270C	10/26/09	1
1,2,4,5-Tetrachlorobenzene	U	16.	50.	ug/l		8270C	10/20/09	1
2,4,5-Trichlorophenol	U	1.7	50.	ug/l		8270C	10/20/09	1
2,4,6-Trichlorophenol	U	2.0	10.	ug/l		8270C	10/20/09	1
Benzo(a)anthracene	U	0.023	0.050	ug/l		8270C	10/22/09	1
Benzo(a)pyrene	U	0.013	0.050	ug/l		8270C	10/22/09	1
Benzo(b)fluoranthene	U	0.024	0.050	ug/l		8270C	10/22/09	1
Benzo(k)fluoranthene	U	0.020	0.050	ug/l		8270C	10/22/09	1
Chrysene	U	0.018	0.050	ug/l		8270C	10/22/09	1
Dibenz(a,h)anthracene	U	0.013	0.050	ug/l		8270C	10/22/09	1
Indeno(1,2,3-cd)pyrene	U	0.015	0.050	ug/l		8270C	10/22/09	1
Acenaphthene	0.078	0.013	0.050	ug/l		8270C	10/22/09	1
Anthracene	0.013	0.012	0.050	ug/l	J	8270C	10/22/09	1
Benzo(g,h,i)perylene	U	0.018	0.050	ug/l		8270C	10/22/09	1
Fluoranthene	U	0.020	0.050	ug/l		8270C	10/22/09	1
Fluorene	U	0.012	0.050	ug/l		8270C	10/22/09	1
Naphthalene	0.095	0.023	0.25	ug/l	J	8270C	10/22/09	1
Phenanthrene	U	0.018	0.050	ug/l		8270C	10/22/09	1
Pyrene	U	0.022	0.050	ug/l		8270C	10/22/09	1
Surrogate Recovery								
2-Fluorophenol	31.9			% Rec.		8270C	10/20/09	1
Phenol-d5	22.4			% Rec.		8270C	10/20/09	1
Nitrobenzene-d5	57.7			% Rec.		8270C	10/20/09	1
2-Fluorobiphenyl	71.9			% Rec.		8270C	10/20/09	1
2,4,6-Tribromophenol	88.3			% Rec.		8270C	10/20/09	1
p-Terphenyl-d14	74.1			% Rec.		8270C	10/20/09	1

U = ND (Not Detected)
 RDL = Reported Detection Limit = LOQ = PQL = EQL
 MDL = Minimum Detection Limit = LOD = SQL(TRRP)

Note:

The reported analytical results relate only to the sample submitted.
 This report shall not be reproduced, except in full, without the written approval from ESC.

Reported: 10/27/09 17:40 Printed: 10/27/09 17:40



YOUR LAB OF CHOICE

12065 Lebanon Rd.
Mt. Juliet, TN 37122
(615) 758-5858
1-800-767-5859
Fax (615) 758-5859

Tax I.D. 62-0814289

Est. 1970

REPORT OF ANALYSIS

October 27, 2009

Chris Kramer
SLR International Corp. - West Linn
1800 Blankenship Road, Suite 440
West Linn, OR 97068

ESC Sample # : L427860-02

Date Received : October 14, 2009
Description : Nord Door Project - Everett, WA

Site ID : EVERETT, WA

Sample ID : HA-326-GW

Project # : 008.0288.00037 T6

Collected By : C. Kramer
Collection Date : 10/12/09 11:30

Parameter	Result	MDL	RDL	Units	Q	Method	Date	Dil.
Diesel Range Organics (DRO)	U	33.	100	ug/l		NWTPHDX	10/19/09	1
Residual Range Organics (RRO)	U	82.	250	ug/l		NWTPHDX	10/19/09	1
Surrogate Recovery o-Terphenyl	96.4			% Rec.		NWTPHDX	10/19/09	1

U = ND (Not Detected)
RDL = Reported Detection Limit = LOQ = PQL = EQL
MDL = Minimum Detection Limit = LOD = SQL(TRRP)

Note:

The reported analytical results relate only to the sample submitted.
This report shall not be reproduced, except in full, without the written approval from ESC.

Reported: 10/27/09 17:40 Printed: 10/27/09 17:40



YOUR LAB OF CHOICE

12065 Lebanon Rd.
 Mt. Juliet, TN 37122
 (615) 758-5858
 1-800-767-5859
 Fax (615) 758-5859

Tax I.D. 62-0814289

Est. 1970

REPORT OF ANALYSIS

Chris Kramer
 SLR International Corp. - West Linn
 1800 Blankenship Road, Suite 440
 West Linn, OR 97068

October 27, 2009

Date Received : October 14, 2009
 Description : Nord Door Project - Everett, WA
 Sample ID : HA-328-GW
 Collected By : C. Kramer
 Collection Date : 10/12/09 14:50

ESC Sample # : L427860-03
 Site ID : EVERETT, WA
 Project # : 008.0288.00037 T6

Parameter	Result	MDL	RDL	Units	Q	Method	Date	Dil.
Gasoline Range Organics-NWTPH	U	33.	100	ug/l		NWTPHGX	10/21/09	1
Surrogate Recovery								
a,a,a-Trifluorotoluene(FID)	92.4			% Rec.		NWTPHGX	10/21/09	1
Volatile Organics								
Acetone	U	8.9	25.	ug/l	J3	8260B	10/26/09	1
Benzene	U	0.29	0.50	ug/l	J3	8260B	10/26/09	1
Bromochloromethane	U	0.44	0.50	ug/l		8260B	10/26/09	1
Bromodichloromethane	U	0.37	0.50	ug/l		8260B	10/26/09	1
Bromoform	U	0.51	0.50	ug/l		8260B	10/26/09	1
Bromomethane	U	0.89	0.50	ug/l	J3	8260B	10/26/09	1
2-Butanone (MEK)	U	4.5	2.5	ug/l	J3	8260B	10/26/09	1
Carbon disulfide	U	0.32	0.50	ug/l	J4J5	8260B	10/26/09	1
Carbon tetrachloride	U	0.31	0.50	ug/l	J3	8260B	10/26/09	1
Chlorobenzene	U	0.26	0.50	ug/l	J3	8260B	10/26/09	1
Chloroethane	U	0.86	0.50	ug/l	J3	8260B	10/26/09	1
Chloroform	U	0.33	0.50	ug/l	J3	8260B	10/26/09	1
Chloromethane	U	0.25	0.50	ug/l	J3	8260B	10/26/09	1
1,2-Dibromo-3-Chloropropane	U	0.48	1.0	ug/l	J3	8260B	10/26/09	1
Chlorodibromomethane	U	0.42	0.50	ug/l		8260B	10/26/09	1
1,2-Dibromoethane	U	0.48	0.50	ug/l		8260B	10/26/09	1
1,2-Dichlorobenzene	U	0.29	0.50	ug/l		8260B	10/26/09	1
1,3-Dichlorobenzene	U	0.19	0.50	ug/l	J3	8260B	10/26/09	1
1,4-Dichlorobenzene	U	0.30	0.50	ug/l		8260B	10/26/09	1
Dichlorodifluoromethane	U	0.54	0.50	ug/l	J3	8260B	10/26/09	1
1,1-Dichloroethane	U	0.31	0.50	ug/l	J3	8260B	10/26/09	1
1,2-Dichloroethane	U	0.27	0.50	ug/l		8260B	10/26/09	1
1,1-Dichloroethene	U	0.50	0.50	ug/l	J3	8260B	10/26/09	1
cis-1,2-Dichloroethene	U	0.38	0.50	ug/l	J3	8260B	10/26/09	1
trans-1,2-Dichloroethene	U	0.30	0.50	ug/l	J3	8260B	10/26/09	1
1,2-Dichloropropane	U	0.52	0.50	ug/l		8260B	10/26/09	1
cis-1,3-Dichloropropene	U	0.26	0.50	ug/l		8260B	10/26/09	1
trans-1,3-Dichloropropene	U	0.24	0.50	ug/l		8260B	10/26/09	1
Ethylbenzene	U	0.22	0.50	ug/l	J3	8260B	10/26/09	1
2-Hexanone	U	0.16	2.5	ug/l	J3	8260B	10/26/09	1
Isopropylbenzene	U	0.19	0.50	ug/l	J5J3	8260B	10/26/09	1
4-Methyl-2-pentanone (MIBK)	U	1.4	2.5	ug/l	J3	8260B	10/26/09	1
Methyl tert-butyl ether	U	0.19	0.50	ug/l	J3	8260B	10/26/09	1
Methylene Chloride	U	0.30	2.5	ug/l		8260B	10/26/09	1
Styrene	U	0.38	0.50	ug/l	J3	8260B	10/26/09	1
1,1,2,2-Tetrachloroethane	U	0.22	0.50	ug/l	J3	8260B	10/26/09	1
Tetrachloroethene	U	0.29	0.50	ug/l	J5J3	8260B	10/26/09	1
Toluene	U	0.27	0.50	ug/l	J3	8260B	10/26/09	1

U = ND (Not Detected)
 RDL = Reported Detection Limit = LOQ = PQL = EQL
 MDL = Minimum Detection Limit = LOD = SQL(TRRP)

Note:
 The reported analytical results relate only to the sample submitted.
 This report shall not be reproduced, except in full, without the written approval from ESC.

Reported: 10/27/09 17:40 Printed: 10/27/09 17:40



YOUR LAB OF CHOICE

12065 Lebanon Rd.
Mt. Juliet, TN 37122
(615) 758-5858
1-800-767-5859
Fax (615) 758-5859

Tax I.D. 62-0814289

Est. 1970

REPORT OF ANALYSIS

October 27, 2009

Chris Kramer
SLR International Corp. - West Linn
1800 Blankenship Road, Suite 440
West Linn, OR 97068

ESC Sample # : L427860-03

Date Received : October 14, 2009
Description : Nord Door Project - Everett, WA

Site ID : EVERETT, WA

Sample ID : HA-328-GW

Project # : 008.0288.00037 T6

Collected By : C. Kramer
Collection Date : 10/12/09 14:50

Table with 9 columns: Parameter, Result, MDL, RDL, Units, Q, Method, Date, Dil. Rows include various chemical compounds like 1,1,2-Trichloro-1,2,2-trifluoro, Toluene-d8, Diesel Range Organics, and Base/Neutral Extractables.

U = ND (Not Detected)
RDL = Reported Detection Limit = LOQ = PQL = EQL
MDL = Minimum Detection Limit = LOD = SQL(TRRP)

Note:
The reported analytical results relate only to the sample submitted.
This report shall not be reproduced, except in full, without the written approval from ESC.

Reported: 10/27/09 17:40 Printed: 10/27/09 17:40



YOUR LAB OF CHOICE

12065 Lebanon Rd.
Mt. Juliet, TN 37122
(615) 758-5858
1-800-767-5859
Fax (615) 758-5859

Tax I.D. 62-0814289

Est. 1970

REPORT OF ANALYSIS

October 27, 2009

Chris Kramer
SLR International Corp. - West Linn
1800 Blankenship Road, Suite 440
West Linn, OR 97068

ESC Sample # : L427860-03

Date Received : October 14, 2009
Description : Nord Door Project - Everett, WA

Site ID : EVERETT, WA

Sample ID : HA-328-GW

Project # : 008.0288.00037 T6

Collected By : C. Kramer
Collection Date : 10/12/09 14:50

Table with 9 columns: Parameter, Result, MDL, RDL, Units, Q, Method, Date, Dil. Lists various chemical compounds and their detection results.

U = ND (Not Detected)
RDL = Reported Detection Limit = LOQ = PQL = EQL
MDL = Minimum Detection Limit = LOD = SQL(TRRP)

Note:
The reported analytical results relate only to the sample submitted.
This report shall not be reproduced, except in full, without the written approval from ESC.

Reported: 10/27/09 17:40 Printed: 10/27/09 17:40



YOUR LAB OF CHOICE

12065 Lebanon Rd.
 Mt. Juliet, TN 37122
 (615) 758-5858
 1-800-767-5859
 Fax (615) 758-5859

Tax I.D. 62-0814289

Est. 1970

REPORT OF ANALYSIS

Chris Kramer
 SLR International Corp. - West Linn
 1800 Blankenship Road, Suite 440
 West Linn, OR 97068

October 27, 2009

Date Received : October 14, 2009
 Description : Nord Door Project - Everett, WA
 Sample ID : HA-328-GW
 Collected By : C. Kramer
 Collection Date : 10/12/09 14:50

ESC Sample # : L427860-03
 Site ID : EVERETT, WA
 Project # : 008.0288.00037 T6

Parameter	Result	MDL	RDL	Units	Q	Method	Date	Dil.
Benzo(g,h,i)perylene	U	0.018	0.050	ug/l		8270C	10/22/09	1
Fluoranthene	U	0.020	0.050	ug/l		8270C	10/22/09	1
Fluorene	U	0.012	0.050	ug/l		8270C	10/22/09	1
Naphthalene	0.035	0.023	0.25	ug/l	J	8270C	10/22/09	1
Phenanthrene	0.019	0.018	0.050	ug/l	J	8270C	10/22/09	1
Pyrene	U	0.022	0.050	ug/l		8270C	10/22/09	1
Surrogate Recovery								
2-Fluorophenol	33.2			% Rec.		8270C	10/20/09	1
Phenol-d5	23.0			% Rec.		8270C	10/20/09	1
Nitrobenzene-d5	57.7			% Rec.		8270C	10/20/09	1
2-Fluorobiphenyl	70.7			% Rec.		8270C	10/20/09	1
2,4,6-Tribromophenol	89.1			% Rec.		8270C	10/20/09	1
p-Terphenyl-d14	67.3			% Rec.		8270C	10/20/09	1

U = ND (Not Detected)
 RDL = Reported Detection Limit = LOQ = PQL = EQL
 MDL = Minimum Detection Limit = LOD = SQL(TRRP)
 Note:

The reported analytical results relate only to the sample submitted.
 This report shall not be reproduced, except in full, without the written approval from ESC.

Reported: 10/27/09 17:40 Printed: 10/27/09 17:40



YOUR LAB OF CHOICE

12065 Lebanon Rd.
Mt. Juliet, TN 37122
(615) 758-5858
1-800-767-5859
Fax (615) 758-5859

Tax I.D. 62-0814289

Est. 1970

REPORT OF ANALYSIS

October 27, 2009

Chris Kramer
SLR International Corp. - West Linn
1800 Blankenship Road, Suite 440
West Linn, OR 97068

ESC Sample # : L427860-04

Date Received : October 14, 2009
Description : Nord Door Project - Everett, WA

Site ID : EVERETT, WA

Sample ID : HA-329-GW

Project # : 008.0288.00037 T6

Collected By : C. Kramer
Collection Date : 10/13/09 08:30

Parameter	Result	MDL	RDL	Units	Q	Method	Date	Dil.
Gasoline Range Organics-NWTPH	4300	330	1000	ug/l		NWTPHGX	10/21/09	10
Surrogate Recovery								
a,a,a-Trifluorotoluene(FID)	93.9			% Rec.		NWTPHGX	10/21/09	10
Volatile Organics								
Acetone	U	8.9	25.	ug/l		8260B	10/26/09	1
Benzene	2.2	0.29	0.50	ug/l		8260B	10/26/09	1
Bromochloromethane	U	0.44	0.50	ug/l		8260B	10/26/09	1
Bromodichloromethane	U	0.37	0.50	ug/l		8260B	10/26/09	1
Bromoform	U	0.51	0.50	ug/l		8260B	10/26/09	1
Bromomethane	U	0.89	0.50	ug/l		8260B	10/26/09	1
2-Butanone (MEK)	U	4.5	2.5	ug/l		8260B	10/26/09	1
Carbon disulfide	U	0.32	0.50	ug/l	J4	8260B	10/26/09	1
Carbon tetrachloride	U	0.31	0.50	ug/l		8260B	10/26/09	1
Chlorobenzene	U	0.26	0.50	ug/l		8260B	10/26/09	1
Chloroethane	U	0.86	0.50	ug/l		8260B	10/26/09	1
Chloroform	U	0.33	0.50	ug/l		8260B	10/26/09	1
Chloromethane	U	0.25	0.50	ug/l		8260B	10/26/09	1
1,2-Dibromo-3-Chloropropane	U	0.48	1.0	ug/l		8260B	10/26/09	1
Chlorodibromomethane	U	0.42	0.50	ug/l		8260B	10/26/09	1
1,2-Dibromoethane	U	0.48	0.50	ug/l		8260B	10/26/09	1
1,2-Dichlorobenzene	U	0.29	0.50	ug/l		8260B	10/26/09	1
1,3-Dichlorobenzene	U	0.19	0.50	ug/l		8260B	10/26/09	1
1,4-Dichlorobenzene	U	0.30	0.50	ug/l		8260B	10/26/09	1
Dichlorodifluoromethane	U	0.54	0.50	ug/l		8260B	10/26/09	1
1,1-Dichloroethane	U	0.31	0.50	ug/l		8260B	10/26/09	1
1,2-Dichloroethane	U	0.27	0.50	ug/l		8260B	10/26/09	1
1,1-Dichloroethene	U	0.50	0.50	ug/l		8260B	10/26/09	1
cis-1,2-Dichloroethene	U	0.38	0.50	ug/l		8260B	10/26/09	1
trans-1,2-Dichloroethene	U	0.30	0.50	ug/l		8260B	10/26/09	1
1,2-Dichloropropane	U	0.52	0.50	ug/l		8260B	10/26/09	1
cis-1,3-Dichloropropene	U	0.26	0.50	ug/l		8260B	10/26/09	1
trans-1,3-Dichloropropene	U	0.24	0.50	ug/l		8260B	10/26/09	1
Ethylbenzene	26.	0.22	0.50	ug/l		8260B	10/26/09	1
2-Hexanone	U	0.16	2.5	ug/l		8260B	10/26/09	1
Isopropylbenzene	3.1	0.19	0.50	ug/l		8260B	10/26/09	1
4-Methyl-2-pentanone (MIBK)	U	1.4	2.5	ug/l		8260B	10/26/09	1
Methyl tert-butyl ether	U	0.19	0.50	ug/l		8260B	10/26/09	1
Methylene Chloride	U	0.30	2.5	ug/l		8260B	10/26/09	1
Styrene	0.47	0.38	0.50	ug/l	J	8260B	10/26/09	1
1,1,2,2-Tetrachloroethane	U	0.22	0.50	ug/l		8260B	10/26/09	1
Tetrachloroethene	U	0.29	0.50	ug/l		8260B	10/26/09	1
Toluene	11.	0.27	0.50	ug/l		8260B	10/26/09	1

U = ND (Not Detected)
RDL = Reported Detection Limit = LOQ = PQL = EQL
MDL = Minimum Detection Limit = LOD = SQL(TRRP)

Note:

The reported analytical results relate only to the sample submitted.
This report shall not be reproduced, except in full, without the written approval from ESC.

Reported: 10/27/09 17:40 Printed: 10/27/09 17:41



YOUR LAB OF CHOICE

12065 Lebanon Rd.
Mt. Juliet, TN 37122
(615) 758-5858
1-800-767-5859
Fax (615) 758-5859

Tax I.D. 62-0814289

Est. 1970

REPORT OF ANALYSIS

October 27, 2009

Chris Kramer
SLR International Corp. - West Linn
1800 Blankenship Road, Suite 440
West Linn, OR 97068

ESC Sample # : L427860-04

Date Received : October 14, 2009
Description : Nord Door Project - Everett, WA

Site ID : EVERETT, WA

Sample ID : HA-329-GW

Project # : 008.0288.00037 T6

Collected By : C. Kramer
Collection Date : 10/13/09 08:30

Parameter	Result	MDL	RDL	Units	Q	Method	Date	Dil.
1,1,2-Trichloro-1,2,2-trifluoro	U	0.22	0.50	ug/l		8260B	10/26/09	1
1,2,3-Trichlorobenzene	U	0.24	0.50	ug/l		8260B	10/26/09	1
1,2,4-Trichlorobenzene	U	0.26	0.50	ug/l		8260B	10/26/09	1
1,1,1-Trichloroethane	U	0.27	0.50	ug/l		8260B	10/26/09	1
1,1,2-Trichloroethane	U	0.45	0.50	ug/l		8260B	10/26/09	1
Trichloroethene	U	0.37	0.50	ug/l		8260B	10/26/09	1
Trichlorofluoromethane	U	0.29	0.50	ug/l		8260B	10/26/09	1
Vinyl chloride	U	0.29	0.50	ug/l		8260B	10/26/09	1
Xylenes, Total	48.	0.86	1.5	ug/l		8260B	10/26/09	1
Cyclohexane	U	0.30	1.0	ug/l		8260B	10/27/09	1
1,4-Dioxane	U	33.	100	ug/l		8260B	10/27/09	1
Methyl Acetate	U	6.6	20.	ug/l		8260B	10/27/09	1
Methyl Cyclohexane	U	0.33	1.0	ug/l		8260B	10/27/09	1
Surrogate Recovery								
Toluene-d8	103.			% Rec.		8260B	10/26/09	1
Dibromofluoromethane	111.			% Rec.		8260B	10/26/09	1
4-Bromofluorobenzene	95.2			% Rec.		8260B	10/26/09	1
Diesel Range Organics (DRO)	15000	160	500	ug/l		NWTPHDX	10/20/09	5
Residual Range Organics (RRO)	170	82.	250	ug/l	J	NWTPHDX	10/19/09	1
Surrogate Recovery								
o-Terphenyl	124.			% Rec.		NWTPHDX	10/19/09	1
Base/Neutral Extractables								
Acenaphthylene	U	0.34	1.0	ug/l		8270C	10/22/09	20
Acetophenone	U	16.	50.	ug/l		8270C	10/20/09	1
Atrazine	U	66.	200	ug/l		8270C	10/21/09	20
Benzaldehyde	U	3.3	10.	ug/l		8270C	10/20/09	1
Biphenyl	77.	66.	200	ug/l	J	8270C	10/21/09	20
Bis(2-chloroethoxy)methane	U	66.	200	ug/l		8270C	10/21/09	20
Bis(2-chloroethyl)ether	U	3.3	10.	ug/l		8270C	10/20/09	1
Bis(2-chloroisopropyl)ether	U	3.3	10.	ug/l		8270C	10/20/09	1
4-Bromophenyl-phenylether	U	3.3	10.	ug/l		8270C	10/20/09	1
2-Chloronaphthalene	U	0.28	5.0	ug/l		8270C	10/22/09	20
4-Chlorophenyl-phenylether	U	66.	200	ug/l		8270C	10/21/09	20
3,3-Dichlorobenzidine	U	3.3	10.	ug/l		8270C	10/20/09	1
2,4-Dinitrotoluene	U	66.	200	ug/l		8270C	10/21/09	20
2,6-Dinitrotoluene	U	66.	200	ug/l		8270C	10/21/09	20
Hexachlorobenzene	U	3.3	10.	ug/l		8270C	10/20/09	1
Hexachloro-1,3-butadiene	U	66.	200	ug/l		8270C	10/21/09	20
Hexachlorocyclopentadiene	U	66.	200	ug/l		8270C	10/21/09	20
Hexachloroethane	U	3.3	10.	ug/l		8270C	10/20/09	1
Isophorone	U	66.	200	ug/l		8270C	10/21/09	20

U = ND (Not Detected)

RDL = Reported Detection Limit = LOQ = PQL = EQL

MDL = Minimum Detection Limit = LOD = SQL(TRRP)

Note:

The reported analytical results relate only to the sample submitted.

This report shall not be reproduced, except in full, without the written approval from ESC.

Reported: 10/27/09 17:40 Printed: 10/27/09 17:41



YOUR LAB OF CHOICE

12065 Lebanon Rd.
Mt. Juliet, TN 37122
(615) 758-5858
1-800-767-5859
Fax (615) 758-5859

Tax I.D. 62-0814289

Est. 1970

REPORT OF ANALYSIS

Chris Kramer
SLR International Corp. - West Linn
1800 Blankenship Road, Suite 440
West Linn, OR 97068

October 27, 2009

Date Received : October 14, 2009
Description : Nord Door Project - Everett, WA
Sample ID : HA-329-GW
Collected By : C. Kramer
Collection Date : 10/13/09 08:30

ESC Sample # : L427860-04
Site ID : EVERETT, WA
Project # : 008.0288.00037 T6

Table with 9 columns: Parameter, Result, MDL, RDL, Units, Q, Method, Date, Dil. Lists various chemical parameters and their detection results.

U = ND (Not Detected)
RDL = Reported Detection Limit = LOQ = PQL = EQL
MDL = Minimum Detection Limit = LOD = SQL(TRRP)

Note:
The reported analytical results relate only to the sample submitted.
This report shall not be reproduced, except in full, without the written approval from ESC.

Reported: 10/27/09 17:40 Printed: 10/27/09 17:41



YOUR LAB OF CHOICE

12065 Lebanon Rd.
 Mt. Juliet, TN 37122
 (615) 758-5858
 1-800-767-5859
 Fax (615) 758-5859

Tax I.D. 62-0814289

Est. 1970

REPORT OF ANALYSIS

Chris Kramer
 SLR International Corp. - West Linn
 1800 Blankenship Road, Suite 440
 West Linn, OR 97068

October 27, 2009

Date Received : October 14, 2009
 Description : Nord Door Project - Everett, WA
 Sample ID : HA-329-GW
 Collected By : C. Kramer
 Collection Date : 10/13/09 08:30

ESC Sample # : L427860-04
 Site ID : EVERETT, WA
 Project # : 008.0288.00037 T6

Parameter	Result	MDL	RDL	Units	Q	Method	Date	Dil.
Benzo(g,h,i)perylene	2.4	0.36	1.0	ug/l		8270C	10/22/09	20
Fluoranthene	42.	0.41	1.0	ug/l		8270C	10/22/09	20
Fluorene	170	0.24	1.0	ug/l		8270C	10/22/09	20
Naphthalene	4200	23.	250	ug/l		8270C	10/24/09	1000
Phenanthrene	190	8.8	25.	ug/l		8270C	10/22/09	500
Pyrene	33.	0.43	1.0	ug/l		8270C	10/22/09	20
Surrogate Recovery								
2-Fluorophenol	33.3			% Rec.		8270C	10/20/09	1
Phenol-d5	22.3			% Rec.		8270C	10/20/09	1
Nitrobenzene-d5	0.00			% Rec.	J7	8270C	10/21/09	20
2-Fluorobiphenyl	0.00			% Rec.	J7	8270C	10/21/09	20
2,4,6-Tribromophenol	96.8			% Rec.		8270C	10/20/09	1
p-Terphenyl-d14	73.6			% Rec.		8270C	10/20/09	1

U = ND (Not Detected)
 RDL = Reported Detection Limit = LOQ = PQL = EQL
 MDL = Minimum Detection Limit = LOD = SQL(TRRP)
 Note:

The reported analytical results relate only to the sample submitted.
 This report shall not be reproduced, except in full, without the written approval from ESC.

Reported: 10/27/09 17:40 Printed: 10/27/09 17:41

Attachment A
List of Analytes with QC Qualifiers

Sample Number	Work Group	Sample Type	Analyte	Run ID	Qualifier
L427860-01	WG446436	SAMP	2-Methylnaphthalene	R959991	J
	WG446436	SAMP	Anthracene	R959991	J
L427860-03	WG446436	SAMP	Naphthalene	R959991	J
	WG447645	SAMP	Acetone	R968128	J3
	WG447645	SAMP	Benzene	R968128	J3
	WG447645	SAMP	Bromomethane	R968128	J3
	WG447645	SAMP	2-Butanone (MEK)	R968128	J3
	WG447645	SAMP	Carbon disulfide	R968128	J4J5J3
	WG447645	SAMP	Carbon tetrachloride	R968128	J3
	WG447645	SAMP	Chlorobenzene	R968128	J3
	WG447645	SAMP	Chloroethane	R968128	J3
	WG447645	SAMP	Chloroform	R968128	J3
	WG447645	SAMP	Chloromethane	R968128	J3
	WG447645	SAMP	1,2-Dibromo-3-Chloropropane	R968128	J3
	WG447645	SAMP	1,3-Dichlorobenzene	R968128	J3
	WG447645	SAMP	Dichlorodifluoromethane	R968128	J3
	WG447645	SAMP	1,1-Dichloroethane	R968128	J3
	WG447645	SAMP	1,1-Dichloroethene	R968128	J3
	WG447645	SAMP	cis-1,2-Dichloroethene	R968128	J3
	WG447645	SAMP	trans-1,2-Dichloroethene	R968128	J3
	WG447645	SAMP	Ethylbenzene	R968128	J3
	WG447645	SAMP	2-Hexanone	R968128	J3
	WG447645	SAMP	Isopropylbenzene	R968128	J5J3
	WG447645	SAMP	4-Methyl-2-pentanone (MIBK)	R968128	J3
	WG447645	SAMP	Methyl tert-butyl ether	R968128	J3
	WG447645	SAMP	Styrene	R968128	J3
	WG447645	SAMP	1,1,2,2-Tetrachloroethane	R968128	J3
	WG447645	SAMP	Tetrachloroethene	R968128	J5J3
	WG447645	SAMP	Toluene	R968128	J3
	WG447645	SAMP	1,1,2-Trichloro-1,2,2-trifluoroethane	R968128	J5J3
	WG447645	SAMP	1,1,1-Trichloroethane	R968128	J3
	WG447645	SAMP	Trichloroethene	R968128	J3
	WG447645	SAMP	Trichlorofluoromethane	R968128	J3
	WG447645	SAMP	Vinyl chloride	R968128	J3
	WG447645	SAMP	Xylenes, Total	R968128	J3
WG447667	SAMP	Cyclohexane	R969008	Q	
WG447667	SAMP	1,4-Dioxane	R969008	Q	
WG447667	SAMP	Methyl Acetate	R969008	Q	
WG447667	SAMP	Methyl Cyclohexane	R969008	Q	
WG446436	SAMP	Acenaphthene	R959991	J	
WG446436	SAMP	Anthracene	R959991	J	
WG446436	SAMP	Naphthalene	R959991	J	
WG446436	SAMP	Phenanthrene	R959991	J	
L427860-04	WG447645	SAMP	Carbon disulfide	R968128	J4
	WG447645	SAMP	Styrene	R968128	J
	WG446343	SAMP	Residual Range Organics (RRO)	R956628	J
	WG446436	SAMP	Biphenyl	R959991	J
	WG446436	SAMP	2-Methylphenol	R959991	J
	WG446436	SAMP	3&4-methyl phenol	R959991	J
	WG446436	SAMP	Dibenzofuran	R959991	J
	WG446436	SAMP	2,4-Dimethylphenol	R959991	J
	WG446436	SAMP	Phenol	R959991	J
	WG446436	SAMP	Dibenz(a,h)anthracene	R959991	J
	WG446436	SAMP	Nitrobenzene-d5	R959991	J7
	WG446436	SAMP	2-Fluorobiphenyl	R959991	J7

Attachment B
Explanation of QC Qualifier Codes

Qualifier	Meaning
J	(EPA) - Estimated value below the lowest calibration point. Confidence correlates with concentration.
J3	The associated batch QC was outside the established quality control range for precision.
J4	The associated batch QC was outside the established quality control range for accuracy.
J5	The sample matrix interfered with the ability to make any accurate determination; spike value is high
J7	Surrogate recovery limits cannot be evaluated; surrogates were diluted out
Q	(ESC) Sample held beyond the accepted holding time.

Qualifier Report Information

ESC utilizes sample and result qualifiers as set forth by the EPA Contract Laboratory Program and as required by most certifying bodies including NELAC. In addition to the EPA qualifiers adopted by ESC, we have implemented ESC qualifiers to provide more information pertaining to our analytical results. Each qualifier is designated in the qualifier explanation as either EPA or ESC. Data qualifiers are intended to provide the ESC client with more detailed information concerning the potential bias of reported data. Because of the wide range of constituents and variety of matrices incorporated by most EPA methods, it is common for some compounds to fall outside of established ranges. These exceptions are evaluated and all reported data is valid and useable unless qualified as 'R' (Rejected).

Definitions

- Accuracy** - The relationship of the observed value of a known sample to the true value of a known sample. Represented by percent recovery and relevant to samples such as: control samples, matrix spike recoveries, surrogate recoveries, etc.
- Precision** - The agreement between a set of samples or between duplicate samples. Relates to how close together the results are and is represented by Relative Percent Difference.
- Surrogate** - Organic compounds that are similar in chemical composition, extraction, and chromatography to analytes of interest. The surrogates are used to determine the probable response of the group of analytes that are chemically related to the surrogate compound. Surrogates are added to the sample and carried through all stages of preparation and analyses.
- TIC** - Tentatively Identified Compound: Compounds detected in samples that are not target compounds, internal standards, system monitoring compounds, or surrogates.

Summary of Remarks For Samples Printed
10/27/09 at 17:41:03

TSR Signing Reports: 358
R5 - Desired TAT

Log all arsenic gw samples as ASG.

Sample: L427860-01 Account: SLRWLOR Received: 10/14/09 09:00 Due Date: 10/26/09 00:00 RPT Date: 10/27/09 17:40
SV8270PCP = Full list SVOCs, low-level PCP, and PAHs by SIM. Relogged from L427166-01
Sample: L427860-02 Account: SLRWLOR Received: 10/14/09 09:00 Due Date: 10/26/09 00:00 RPT Date: 10/27/09 17:40
Relogged from L427166-02
Sample: L427860-03 Account: SLRWLOR Received: 10/14/09 09:00 Due Date: 10/26/09 00:00 RPT Date: 10/27/09 17:40
SV8270PCP = Full list SVOCs, low-level PCP, and PAHs by SIM Relogged from L427166-04
Sample: L427860-04 Account: SLRWLOR Received: 10/14/09 09:00 Due Date: 10/26/09 00:00 RPT Date: 10/27/09 17:40
SV8270PCP = Full list SVOCs, low-level PCP, and PAHs by SIM. Relogged from L427166-05



YOUR LAB OF CHOICE

SLR International Corp. - West Linn, OR
 Chris Kramer
 1800 Blankenship Road, Suite 440
 West Linn, OR 97068

Quality Assurance Report
 Level II

L427860

12065 Lebanon Rd.
 Mt. Juliet, TN 37122
 (615) 758-5858
 1-800-767-5859
 Fax (615) 758-5859

Tax I.D. 62-0814289

Est. 1970

October 27, 2009

Analyte	Result	Laboratory Blank		Limit	Batch	Date Analyzed
		Units	% Rec			
Diesel Range Organics (DRO)	< .1	ppm			WG446343	10/19/09 22:02
o-Terphenyl		% Rec.	93.70	50-150	WG446343	10/19/09 22:02
Gasoline Range Organics-NWTPH	< .1	mg/l			WG446595	10/20/09 18:45
a,a,a-Trifluorotoluene(FID)		% Rec.	93.27	62-128	WG446595	10/20/09 18:45
1,2,4,5-Tetrachlorobenzene	< .05	mg/l			WG446436	10/20/09 13:06
1-Methylnaphthalene	< .001	mg/l			WG446436	10/20/09 13:06
2,4,5-Trichlorophenol	< .01	mg/l			WG446436	10/20/09 13:06
2,4,6-Trichlorophenol	< .01	mg/l			WG446436	10/20/09 13:06
2,4-Dichlorophenol	< .01	mg/l			WG446436	10/20/09 13:06
2,4-Dimethylphenol	< .01	mg/l			WG446436	10/20/09 13:06
2,4-Dinitrophenol	< .01	mg/l			WG446436	10/20/09 13:06
2,4-Dinitrotoluene	< .01	mg/l			WG446436	10/20/09 13:06
2,6-Dinitrotoluene	< .01	mg/l			WG446436	10/20/09 13:06
2-Chloronaphthalene	< .001	mg/l			WG446436	10/20/09 13:06
2-Chlorophenol	< .01	mg/l			WG446436	10/20/09 13:06
2-Methylnaphthalene	< .001	mg/l			WG446436	10/20/09 13:06
2-Methylphenol	< .01	mg/l			WG446436	10/20/09 13:06
2-Nitroaniline	< .01	mg/l			WG446436	10/20/09 13:06
2-Nitrophenol	< .01	mg/l			WG446436	10/20/09 13:06
3&4-methyl phenol	< .01	mg/l			WG446436	10/20/09 13:06
3,3-Dichlorobenzidine	< .01	mg/l			WG446436	10/20/09 13:06
3-Nitroaniline	< .01	mg/l			WG446436	10/20/09 13:06
4,6-Dinitro-2-methylphenol	< .01	mg/l			WG446436	10/20/09 13:06
4-Bromophenyl-phenylether	< .01	mg/l			WG446436	10/20/09 13:06
4-Chloro-3-methylphenol	< .01	mg/l			WG446436	10/20/09 13:06
4-Chloroaniline	< .01	mg/l			WG446436	10/20/09 13:06
4-Chlorophenyl-phenylether	< .01	mg/l			WG446436	10/20/09 13:06
4-Nitroaniline	< .01	mg/l			WG446436	10/20/09 13:06
4-Nitrophenol	< .01	mg/l			WG446436	10/20/09 13:06
Acenaphthene	< .001	mg/l			WG446436	10/20/09 13:06
Acenaphthylene	< .001	mg/l			WG446436	10/20/09 13:06
Acetophenone	< .05	mg/l			WG446436	10/20/09 13:06
Anthracene	< .001	mg/l			WG446436	10/20/09 13:06
Atrazine	< .01	mg/l			WG446436	10/20/09 13:06
Benzaldehyde	< .01	mg/l			WG446436	10/20/09 13:06
Benzo(a)anthracene	< .001	mg/l			WG446436	10/20/09 13:06
Benzo(a)pyrene	< .001	mg/l			WG446436	10/20/09 13:06
Benzo(b)fluoranthene	< .001	mg/l			WG446436	10/20/09 13:06
Benzo(g,h,i)perylene	< .001	mg/l			WG446436	10/20/09 13:06
Benzo(k)fluoranthene	< .001	mg/l			WG446436	10/20/09 13:06
Benzylbutyl phthalate	< .001	mg/l			WG446436	10/20/09 13:06
Biphenyl	< .01	mg/l			WG446436	10/20/09 13:06
Bis(2-chlorethoxy)methane	< .01	mg/l			WG446436	10/20/09 13:06
Bis(2-chloroethyl)ether	< .01	mg/l			WG446436	10/20/09 13:06
Bis(2-chloroisopropyl)ether	< .01	mg/l			WG446436	10/20/09 13:06
Bis(2-ethylhexyl)phthalate	< .001	mg/l			WG446436	10/20/09 13:06
Caprolactam	< .01	mg/l			WG446436	10/20/09 13:06
Carbazole	< .01	mg/l			WG446436	10/20/09 13:06
Chrysene	< .001	mg/l			WG446436	10/20/09 13:06
Di-n-butyl phthalate	< .001	mg/l			WG446436	10/20/09 13:06
Di-n-octyl phthalate	< .001	mg/l			WG446436	10/20/09 13:06
Dibenz(a,h)anthracene	< .001	mg/l			WG446436	10/20/09 13:06
Dibenzofuran	< .01	mg/l			WG446436	10/20/09 13:06
Diethyl phthalate	< .001	mg/l			WG446436	10/20/09 13:06
Dimethyl phthalate	< .001	mg/l			WG446436	10/20/09 13:06

* Performance of this Analyte is outside of established criteria.
 For additional information, please see Attachment A 'List of Analytes with QC Qualifiers.'



12065 Lebanon Rd.
 Mt. Juliet, TN 37122
 (615) 758-5858
 1-800-767-5859
 Fax (615) 758-5859

Tax I.D. 62-0814289

Est. 1970

SLR International Corp. - West Linn, OR
 Chris Kramer
 1800 Blankenship Road, Suite 440

Quality Assurance Report
 Level II

West Linn, OR 97068

October 27, 2009

L427860

Analyte	Result	Laboratory Blank		Limit	Batch	Date Analyzed
		Units	% Rec			
Fluoranthene	< .001	mg/l			WG446436	10/20/09 13:06
Fluorene	< .001	mg/l			WG446436	10/20/09 13:06
Hexachloro-1,3-butadiene	< .01	mg/l			WG446436	10/20/09 13:06
Hexachlorobenzene	< .001	mg/l			WG446436	10/20/09 13:06
Hexachlorocyclopentadiene	< .01	mg/l			WG446436	10/20/09 13:06
Hexachloroethane	< .01	mg/l			WG446436	10/20/09 13:06
Indeno(1,2,3-cd)pyrene	< .001	mg/l			WG446436	10/20/09 13:06
Isophorone	< .01	mg/l			WG446436	10/20/09 13:06
n-Nitrosodi-n-propylamine	< .01	mg/l			WG446436	10/20/09 13:06
n-Nitrosodiphenylamine	< .01	mg/l			WG446436	10/20/09 13:06
Naphthalene	< .001	mg/l			WG446436	10/20/09 13:06
Nitrobenzene	< .01	mg/l			WG446436	10/20/09 13:06
Pentachlorophenol	< .01	mg/l			WG446436	10/20/09 13:06
Phenanthrene	< .001	mg/l			WG446436	10/20/09 13:06
Phenol	< .01	mg/l			WG446436	10/20/09 13:06
Pyrene	< .001	mg/l			WG446436	10/20/09 13:06
2,4,6-Tribromophenol		mg/l	76.44	10-148	WG446436	10/20/09 13:06
2-Fluorobiphenyl		mg/l	85.42	26-122	WG446436	10/20/09 13:06
2-Fluorophenol		mg/l	47.63	10-87	WG446436	10/20/09 13:06
Nitrobenzene-d5		mg/l	71.20	12-120	WG446436	10/20/09 13:06
Phenol-d5		mg/l	34.44	10-67	WG446436	10/20/09 13:06
p-Terphenyl-d14		mg/l	100.7	34-149	WG446436	10/20/09 13:06
1,1,1-Trichloroethane	< .0005	mg/l			WG447645	10/26/09 19:30
1,1,2,2-Tetrachloroethane	< .0005	mg/l			WG447645	10/26/09 19:30
1,1,2-Trichloroethane	< .0005	mg/l			WG447645	10/26/09 19:30
1,1,2-Trichloro-1,2,2-trifluoroethane	< .0005	mg/l			WG447645	10/26/09 19:30
1,1-Dichloroethane	< .0005	mg/l			WG447645	10/26/09 19:30
1,1-Dichloroethene	< .0005	mg/l			WG447645	10/26/09 19:30
1,2,3-Trichlorobenzene	< .0005	mg/l			WG447645	10/26/09 19:30
1,2,4-Trichlorobenzene	< .0005	mg/l			WG447645	10/26/09 19:30
1,2-Dibromo-3-Chloropropane	< .001	mg/l			WG447645	10/26/09 19:30
1,2-Dibromoethane	< .0005	mg/l			WG447645	10/26/09 19:30
1,2-Dichlorobenzene	< .0005	mg/l			WG447645	10/26/09 19:30
1,2-Dichloroethane	< .0005	mg/l			WG447645	10/26/09 19:30
1,2-Dichloropropane	< .0005	mg/l			WG447645	10/26/09 19:30
1,3-Dichlorobenzene	< .0005	mg/l			WG447645	10/26/09 19:30
1,4-Dichlorobenzene	< .0005	mg/l			WG447645	10/26/09 19:30
2-Butanone (MEK)	< .0025	mg/l			WG447645	10/26/09 19:30
2-Hexanone	< .0025	mg/l			WG447645	10/26/09 19:30
4-Methyl-2-pentanone (MIBK)	< .0025	mg/l			WG447645	10/26/09 19:30
Acetone	< .025	mg/l			WG447645	10/26/09 19:30
Benzene	< .0005	mg/l			WG447645	10/26/09 19:30
Bromochloromethane	< .0005	mg/l			WG447645	10/26/09 19:30
Bromodichloromethane	< .0005	mg/l			WG447645	10/26/09 19:30
Bromoform	< .0005	mg/l			WG447645	10/26/09 19:30
Bromomethane	< .0005	mg/l			WG447645	10/26/09 19:30
Carbon disulfide	< .0005	mg/l			WG447645	10/26/09 19:30
Carbon tetrachloride	< .0005	mg/l			WG447645	10/26/09 19:30
Chlorobenzene	< .0005	mg/l			WG447645	10/26/09 19:30
Chlorodibromomethane	< .0005	mg/l			WG447645	10/26/09 19:30
Chloroethane	< .0005	mg/l			WG447645	10/26/09 19:30
Chloroform	< .0005	mg/l			WG447645	10/26/09 19:30
Chloromethane	< .0005	mg/l			WG447645	10/26/09 19:30
cis-1,2-Dichloroethene	< .0005	mg/l			WG447645	10/26/09 19:30
cis-1,3-Dichloropropene	< .0005	mg/l			WG447645	10/26/09 19:30
Dichlorodifluoromethane	< .0005	mg/l			WG447645	10/26/09 19:30
Ethylbenzene	< .0005	mg/l			WG447645	10/26/09 19:30

* Performance of this Analyte is outside of established criteria.
 For additional information, please see Attachment A 'List of Analytes with QC Qualifiers.'



YOUR LAB OF CHOICE

SLR International Corp. - West Linn, OR
 Chris Kramer
 1800 Blankenship Road, Suite 440
 West Linn, OR 97068

Quality Assurance Report
 Level II

L427860

12065 Lebanon Rd.
 Mt. Juliet, TN 37122
 (615) 758-5858
 1-800-767-5859
 Fax (615) 758-5859

Tax I.D. 62-0814289

Est. 1970

October 27, 2009

Analyte	Result	Laboratory Blank		Limit	Batch	Date Analyzed
		Units	% Rec			
Isopropylbenzene	< .0005	mg/l			WG447645	10/26/09 19:30
Methyl tert-butyl ether	< .0005	mg/l			WG447645	10/26/09 19:30
Methylene Chloride	< .0025	mg/l			WG447645	10/26/09 19:30
Styrene	< .0005	mg/l			WG447645	10/26/09 19:30
Tetrachloroethene	< .0005	mg/l			WG447645	10/26/09 19:30
Toluene	< .0005	mg/l			WG447645	10/26/09 19:30
trans-1,2-Dichloroethene	< .0005	mg/l			WG447645	10/26/09 19:30
trans-1,3-Dichloropropene	< .0005	mg/l			WG447645	10/26/09 19:30
Trichloroethene	< .0005	mg/l			WG447645	10/26/09 19:30
Trichlorofluoromethane	< .0005	mg/l			WG447645	10/26/09 19:30
Vinyl chloride	< .0005	mg/l			WG447645	10/26/09 19:30
Xylenes, Total	< .0015	mg/l			WG447645	10/26/09 19:30
4-Bromofluorobenzene		% Rec.	92.96	75-128	WG447645	10/26/09 19:30
Dibromofluoromethane		% Rec.	101.7	79-125	WG447645	10/26/09 19:30
Toluene-d8		% Rec.	99.64	87-114	WG447645	10/26/09 19:30
1,4-Dioxane	< .004	mg/l			WG447667	10/27/09 10:08
4-Bromofluorobenzene		% Rec.	94.32	75-128	WG447667	10/27/09 10:08
Dibromofluoromethane		% Rec.	100.9	79-125	WG447667	10/27/09 10:08
Toluene-d8		% Rec.	101.0	87-114	WG447667	10/27/09 10:08

Analyte	Units	Laboratory Control Sample		% Rec	Limit	Batch
		Known Val	Result			
Diesel Range Organics (DRO)	mg/l	.75	0.741	98.8	50-150	WG446343
Residual Range Organics (RRO)	mg/l	.75	0.658	87.7*	0-0	WG446343
o-Terphenyl				105.0	50-150	WG446343
Gasoline Range Organics-NWTPH	mg/l	5.5	4.95	89.9	70-124	WG446595
a,a,a-Trifluorotoluene(FID)				101.9	62-128	WG446595
1,2,4,5-Tetrachlorobenzene	mg/l	.01	0.00688	68.8	39-116	WG446436
1-Methylnaphthalene	mg/l	.01	0.00702	70.2	40-108	WG446436
2,4,5-Trichlorophenol	mg/l	.01	0.00829	82.9	48-120	WG446436
2,4,6-Trichlorophenol	mg/l	.01	0.00825	82.5	49-118	WG446436
2,4-Dichlorophenol	mg/l	.01	0.00749	74.9	46-115	WG446436
2,4-Dimethylphenol	mg/l	.01	0.0103	103.	40-124	WG446436
2,4-Dinitrophenol	mg/l	.01	0.00428	42.8	10-125	WG446436
2,4-Dinitrotoluene	mg/l	.01	0.00935	93.5	56-128	WG446436
2,6-Dinitrotoluene	mg/l	.01	0.00906	90.6	56-121	WG446436
2-Chloronaphthalene	mg/l	.01	0.00802	80.2	44-110	WG446436
2-Chlorophenol	mg/l	.01	0.00664	66.4	38-114	WG446436
2-Methylnaphthalene	mg/l	.01	0.00764	76.4	28-122	WG446436
2-Methylphenol	mg/l	.01	0.00686	68.6	42-99	WG446436
2-Nitroaniline	mg/l	.01	0.00921	92.1	55-124	WG446436
2-Nitrophenol	mg/l	.01	0.00758	75.8	35-118	WG446436
3&4-methyl phenol	mg/l	.01	0.00672	67.2	36-102	WG446436
3,3-Dichlorobenzidine	mg/l	.01	0.00730	73.0	46-145	WG446436
3-Nitroaniline	mg/l	.01	0.00919	91.9	39-141	WG446436
4,6-Dinitro-2-methylphenol	mg/l	.01	0.00617	61.7	24-119	WG446436
4-Bromophenyl-phenylether	mg/l	.01	0.0102	102.	45-105	WG446436
4-Chloro-3-methylphenol	mg/l	.01	0.00725	72.5	47-116	WG446436
4-Chloroaniline	mg/l	.01	0.00881	88.1	21-151	WG446436
4-Chlorophenyl-phenylether	mg/l	.01	0.0102	102.	49-116	WG446436
4-Nitroaniline	mg/l	.01	0.00913	91.3	43-144	WG446436
4-Nitrophenol	mg/l	.01	0.00263	26.3	10-66	WG446436

* Performance of this Analyte is outside of established criteria.
 For additional information, please see Attachment A 'List of Analytes with QC Qualifiers.'



YOUR LAB OF CHOICE

SLR International Corp. - West Linn, OR
 Chris Kramer
 1800 Blankenship Road, Suite 440
 West Linn, OR 97068

Quality Assurance Report
 Level II

L427860

12065 Lebanon Rd.
 Mt. Juliet, TN 37122
 (615) 758-5858
 1-800-767-5859
 Fax (615) 758-5859

Tax I.D. 62-0814289

Est. 1970

October 27, 2009

Analyte	Units	Laboratory Control Sample		% Rec	Limit	Batch
		Known Val	Result			
Acenaphthene	mg/l	.01	0.00867	86.7	48-110	WG446436
Acenaphthylene	mg/l	.01	0.00933	93.3	48-113	WG446436
Acetophenone	mg/l	.01	0.00623	62.3	35-98	WG446436
Anthracene	mg/l	.01	0.00996	99.6	55-127	WG446436
Atrazine	mg/l	.01	0.0101	101.	43-159	WG446436
Benzaldehyde	mg/l	.01	0.00407	40.7	1-78	WG446436
Benzo(a)anthracene	mg/l	.01	0.00914	91.4	57-115	WG446436
Benzo(a)pyrene	mg/l	.01	0.00926	92.6	63-125	WG446436
Benzo(b)fluoranthene	mg/l	.01	0.00952	95.2	50-123	WG446436
Benzo(g,h,i)perylene	mg/l	.01	0.00900	90.0	39-143	WG446436
Benzo(k)fluoranthene	mg/l	.01	0.00814	81.4	45-126	WG446436
Benzylbutyl phthalate	mg/l	.01	0.00493	49.3	22-154	WG446436
Biphenyl	mg/l	.01	0.00824	82.4	45-111	WG446436
Bis(2-chlorethoxy)methane	mg/l	.01	0.00938	93.8	42-116	WG446436
Bis(2-chloroethyl)ether	mg/l	.01	0.00830	83.0	26-115	WG446436
Bis(2-chloroisopropyl)ether	mg/l	.01	0.00839	83.9	32-115	WG446436
Bis(2-ethylhexyl)phthalate	mg/l	.01	0.00986	98.6	47-143	WG446436
Caprolactam	mg/l	.01	0.00203	20.3	11-33	WG446436
Carbazole	mg/l	.01	0.00970	97.0	49-133	WG446436
Chrysene	mg/l	.01	0.00891	89.1	58-113	WG446436
Di-n-butyl phthalate	mg/l	.01	0.00919	91.9	51-131	WG446436
Di-n-octyl phthalate	mg/l	.01	0.0104	104.	51-138	WG446436
Dibenz(a,h)anthracene	mg/l	.01	0.00824	82.4	39-144	WG446436
Dibenzofuran	mg/l	.01	0.00856	85.6	50-121	WG446436
Diethyl phthalate	mg/l	.01	0.00711	71.1	36-128	WG446436
Dimethyl phthalate	mg/l	.01	0.00320	32.0	10-135	WG446436
Fluoranthene	mg/l	.01	0.0103	103.	53-119	WG446436
Fluorene	mg/l	.01	0.00902	90.2	49-116	WG446436
Hexachloro-1,3-butadiene	mg/l	.01	0.00688	68.8	21-116	WG446436
Hexachlorobenzene	mg/l	.01	0.00893	89.3	51-121	WG446436
Hexachlorocyclopentadiene	mg/l	.01	0.00679	67.9	4-126	WG446436
Hexachloroethane	mg/l	.01	0.00612	61.2	15-109	WG446436
Indeno(1,2,3-cd)pyrene	mg/l	.01	0.00859	85.9	40-143	WG446436
Isophorone	mg/l	.01	0.00800	80.0	48-126	WG446436
n-Nitrosodi-n-propylamine	mg/l	.01	0.00954	95.4	47-122	WG446436
n-Nitrosodiphenylamine	mg/l	.01	0.0102	102.	59-143	WG446436
Naphthalene	mg/l	.01	0.00700	70.0	29-103	WG446436
Nitrobenzene	mg/l	.01	0.00711	71.1	31-105	WG446436
Pentachlorophenol	mg/l	.01	0.00659	65.9	20-122	WG446436
Phenanthrene	mg/l	.01	0.00942	94.2	54-112	WG446436
Phenol	mg/l	.01	0.00365	36.5	17-52	WG446436
Pyrene	mg/l	.01	0.00801	80.1	46-130	WG446436
2,4,6-Tribromophenol				89.17	10-148	WG446436
2-Fluorobiphenyl				86.02	26-122	WG446436
2-Fluorophenol				45.13	10-87	WG446436
Nitrobenzene-d5				73.28	12-120	WG446436
Phenol-d5				31.37	10-67	WG446436
p-Terphenyl-d14				95.00	34-149	WG446436
1,1,1-Trichloroethane	mg/l	.025	0.0243	97.4	67-137	WG447645
1,1,2,2-Tetrachloroethane	mg/l	.025	0.0243	97.1	72-128	WG447645
1,1,2-Trichloroethane	mg/l	.025	0.0243	97.3	79-123	WG447645
1,1,2-Trichloro-1,2,2-trifluoroethane	mg/l	.025	0.0280	112.	51-149	WG447645
1,1-Dichloroethane	mg/l	.025	0.0253	101.	67-133	WG447645
1,1-Dichloroethene	mg/l	.025	0.0256	102.	60-130	WG447645
1,2,3-Trichlorobenzene	mg/l	.025	0.0237	94.9	63-138	WG447645
1,2,4-Trichlorobenzene	mg/l	.025	0.0239	95.8	65-137	WG447645
1,2-Dibromo-3-Chloropropane	mg/l	.025	0.0232	92.9	55-134	WG447645

* Performance of this Analyte is outside of established criteria.

For additional information, please see Attachment A 'List of Analytes with QC Qualifiers.'



12065 Lebanon Rd.
 Mt. Juliet, TN 37122
 (615) 758-5858
 1-800-767-5859
 Fax (615) 758-5859

Tax I.D. 62-0814289

Est. 1970

SLR International Corp. - West Linn, OR
 Chris Kramer
 1800 Blankenship Road, Suite 440

Quality Assurance Report
 Level II

West Linn, OR 97068

October 27, 2009

L427860

Analyte	Units	Laboratory Control Sample		% Rec	Limit	Batch
		Known Val	Result			
1,2-Dibromoethane	mg/l	.025	0.0253	101.	75-126	WG447645
1,2-Dichlorobenzene	mg/l	.025	0.0250	99.9	75-122	WG447645
1,2-Dichloroethane	mg/l	.025	0.0237	95.0	63-137	WG447645
1,2-Dichloropropane	mg/l	.025	0.0251	100.	74-122	WG447645
1,3-Dichlorobenzene	mg/l	.025	0.0261	104.	73-131	WG447645
1,4-Dichlorobenzene	mg/l	.025	0.0249	99.6	70-121	WG447645
2-Butanone (MEK)	mg/l	.125	0.122	97.8	53-132	WG447645
2-Hexanone	mg/l	.125	0.114	91.6	56-147	WG447645
4-Methyl-2-pentanone (MIBK)	mg/l	.125	0.132	106.	60-142	WG447645
Acetone	mg/l	.125	0.113	90.8	48-134	WG447645
Benzene	mg/l	.025	0.0254	102.	67-126	WG447645
Bromochloromethane	mg/l	.025	0.0252	101.	75-128	WG447645
Bromodichloromethane	mg/l	.025	0.0248	99.4	68-133	WG447645
Bromoform	mg/l	.025	0.0211	84.2	60-139	WG447645
Bromomethane	mg/l	.025	0.0233	93.2	45-175	WG447645
Carbon disulfide	mg/l	.025	0.0326	130.	41-148	WG447645
Carbon tetrachloride	mg/l	.025	0.0245	98.2	64-141	WG447645
Chlorobenzene	mg/l	.025	0.0254	102.	77-125	WG447645
Chlorodibromomethane	mg/l	.025	0.0261	105.	73-138	WG447645
Chloroethane	mg/l	.025	0.0234	93.6	49-155	WG447645
Chloroform	mg/l	.025	0.0246	98.5	66-126	WG447645
Chloromethane	mg/l	.025	0.0234	93.5	45-152	WG447645
cis-1,2-Dichloroethene	mg/l	.025	0.0248	99.2	72-128	WG447645
cis-1,3-Dichloropropene	mg/l	.025	0.0261	104.	73-131	WG447645
Dichlorodifluoromethane	mg/l	.025	0.0226	90.5	39-189	WG447645
Ethylbenzene	mg/l	.025	0.0233	93.3	76-129	WG447645
Isopropylbenzene	mg/l	.025	0.0244	97.7	73-132	WG447645
Methyl tert-butyl ether	mg/l	.025	0.0256	102.	51-142	WG447645
Methylene Chloride	mg/l	.025	0.0243	97.1	64-125	WG447645
Styrene	mg/l	.025	0.0232	92.8	78-130	WG447645
Tetrachloroethene	mg/l	.025	0.0251	100.	67-135	WG447645
Toluene	mg/l	.025	0.0243	97.1	72-122	WG447645
trans-1,2-Dichloroethene	mg/l	.025	0.0247	98.8	67-129	WG447645
trans-1,3-Dichloropropene	mg/l	.025	0.0270	108.	66-137	WG447645
Trichloroethene	mg/l	.025	0.0249	99.6	74-126	WG447645
Trichlorofluoromethane	mg/l	.025	0.0233	93.0	54-156	WG447645
Vinyl chloride	mg/l	.025	0.0235	94.2	55-153	WG447645
Xylenes, Total	mg/l	.075	0.0706	94.2	75-128	WG447645
4-Bromofluorobenzene				102.4	75-128	WG447645
Dibromofluoromethane				99.22	79-125	WG447645
Toluene-d8				99.94	87-114	WG447645
1,4-Dioxane	mg/l	.05	0	0*	70-130	WG447667
4-Bromofluorobenzene				99.90	75-128	WG447667
Dibromofluoromethane				95.24	79-125	WG447667
Toluene-d8				103.2	87-114	WG447667

Analyte	Units	Laboratory Control Sample Duplicate			Limit	RPD	Limit	Batch
		Result	Ref	%Rec				
Diesel Range Organics (DRO)	mg/l	0.739	0.741	98.0	50-150	0.258	20	WG446343
Residual Range Organics (RRO)	mg/l	0.658	0.658	88*	-	0.00660*	0	WG446343
o-Terphenyl				103.0	50-150			WG446343
Gasoline Range Organics-NWTPH	mg/l	4.56	4.95	83.0	70-124	8.10	20	WG446595
a,a,a-Trifluorotoluene(FID)				100.6	62-128			WG446595

* Performance of this Analyte is outside of established criteria.
 For additional information, please see Attachment A 'List of Analytes with QC Qualifiers.'



YOUR LAB OF CHOICE

SLR International Corp. - West Linn, OR
Chris Kramer
1800 Blankenship Road, Suite 440

Quality Assurance Report
Level II

West Linn, OR 97068

L427860

12065 Lebanon Rd.
Mt. Juliet, TN 37122
(615) 758-5858
1-800-767-5859
Fax (615) 758-5859

Tax I.D. 62-0814289

Est. 1970

October 27, 2009

Analyte	Units	Laboratory Control		Sample Duplicate	Limit	RPD	Limit	Batch
		Result	Ref	%Rec				
1,2,4,5-Tetrachlorobenzene	mg/l	0.00721	0.00688	72.0	39-116	4.61	33	WG446436
1-Methylnaphthalene	mg/l	0.00747	0.00702	75.0	40-108	6.24	35	WG446436
2,4,5-Trichlorophenol	mg/l	0.00907	0.00829	91.0	48-120	9.04	29	WG446436
2,4,6-Trichlorophenol	mg/l	0.00900	0.00825	90.0	49-118	8.74	28	WG446436
2,4-Dichlorophenol	mg/l	0.00766	0.00749	76.0	46-115	2.24	28	WG446436
2,4-Dimethylphenol	mg/l	0.0102	0.0103	102.	40-124	0.537	36	WG446436
2,4-Dinitrophenol	mg/l	0.00478	0.00428	48.0	10-125	11.2	50	WG446436
2,4-Dinitrotoluene	mg/l	0.00974	0.00935	97.0	56-128	4.09	24	WG446436
2,6-Dinitrotoluene	mg/l	0.00969	0.00906	97.0	56-121	6.72	23	WG446436
2-Chloronaphthalene	mg/l	0.00863	0.00802	86.0	44-110	7.43	30	WG446436
2-Chlorophenol	mg/l	0.00724	0.00664	72.0	38-114	8.64	36	WG446436
2-Methylnaphthalene	mg/l	0.00806	0.00764	80.0	28-122	5.24	36	WG446436
2-Methylphenol	mg/l	0.00730	0.00686	73.0	42-99	6.20	26	WG446436
2-Nitroaniline	mg/l	0.00966	0.00921	97.0	55-124	4.79	22	WG446436
2-Nitrophenol	mg/l	0.00774	0.00758	77.0	35-118	2.17	35	WG446436
3&4-methyl phenol	mg/l	0.00730	0.00672	73.0	36-102	8.30	31	WG446436
3,3-Dichlorobenzidine	mg/l	0.00782	0.00730	78.0	46-145	6.82	31	WG446436
3-Nitroaniline	mg/l	0.00922	0.00919	92.0	39-141	0.364	32	WG446436
4,6-Dinitro-2-methylphenol	mg/l	0.00588	0.00617	59.0	24-119	4.80	50	WG446436
4-Bromophenyl-phenylether	mg/l	0.0103	0.0102	103.	45-105	0.891	26	WG446436
4-Chloro-3-methylphenol	mg/l	0.00768	0.00725	77.0	47-116	5.72	22	WG446436
4-Chloroaniline	mg/l	0.00932	0.00881	93.0	21-151	5.57	36	WG446436
4-Chlorophenyl-phenylether	mg/l	0.0108	0.0102	108.	49-116	5.89	26	WG446436
4-Nitroaniline	mg/l	0.00956	0.00913	96.0	43-144	4.61	34	WG446436
4-Nitrophenol	mg/l	0.00296	0.00263	30.0	10-66	11.7	37	WG446436
Acenaphthene	mg/l	0.00969	0.00867	97.0	48-110	11.1	26	WG446436
Acenaphthylene	mg/l	0.00998	0.00933	100.	48-113	6.76	28	WG446436
Acetophenone	mg/l	0.00655	0.00623	66.0	35-98	5.12	38	WG446436
Anthracene	mg/l	0.0105	0.00996	104.	55-127	4.87	24	WG446436
Atrazine	mg/l	0.0101	0.0101	101.	43-159	0.312	26	WG446436
Benzaldehyde	mg/l	0.00462	0.00407	46.0	1-78	12.5	49	WG446436
Benzo(a)anthracene	mg/l	0.00923	0.00914	92.0	57-115	0.898	20	WG446436
Benzo(a)pyrene	mg/l	0.00919	0.00926	92.0	63-125	0.826	22	WG446436
Benzo(b)fluoranthene	mg/l	0.00957	0.00952	96.0	50-123	0.511	32	WG446436
Benzo(g,h,i)perylene	mg/l	0.00974	0.00900	97.0	39-143	7.94	31	WG446436
Benzo(k)fluoranthene	mg/l	0.00828	0.00814	83.0	45-126	1.75	37	WG446436
Benzylbutyl phthalate	mg/l	0.00468	0.00493	47.0	22-154	5.27	29	WG446436
Biphenyl	mg/l	0.00878	0.00824	88.0	45-111	6.34	30	WG446436
Bis(2-chlorethoxy)methane	mg/l	0.00943	0.00938	94.0	42-116	0.484	38	WG446436
Bis(2-chloroethyl)ether	mg/l	0.00879	0.00830	88.0	26-115	5.68	50	WG446436
Bis(2-chloroisopropyl)ether	mg/l	0.00909	0.00839	91.0	32-115	7.98	47	WG446436
Bis(2-ethylhexyl)phthalate	mg/l	0.0106	0.00986	106.	47-143	7.16	24	WG446436
Caprolactam	mg/l	0.00212	0.00203	21.0	11-33	4.05	37	WG446436
Carbazole	mg/l	0.00943	0.00970	94.0	49-133	2.80	29	WG446436
Chrysene	mg/l	0.00932	0.00891	93.0	58-113	4.46	21	WG446436
Di-n-butyl phthalate	mg/l	0.00829	0.00919	83.0	51-131	10.3	22	WG446436
Di-n-octyl phthalate	mg/l	0.0114	0.0104	114.	51-138	8.87	22	WG446436
Dibenz(a,h)anthracene	mg/l	0.00913	0.00824	91.0	39-144	10.3	30	WG446436
Dibenzofuran	mg/l	0.00910	0.00856	91.0	50-121	6.02	26	WG446436
Diethyl phthalate	mg/l	0.00621	0.00711	62.0	36-128	13.4	27	WG446436
Dimethyl phthalate	mg/l	0.00314	0.00320	31.0	10-135	1.97	33	WG446436
Fluoranthene	mg/l	0.0102	0.0103	102.	53-119	0.342	28	WG446436
Fluorene	mg/l	0.00963	0.00902	96.0	49-116	6.51	25	WG446436
Hexachloro-1,3-butadiene	mg/l	0.00734	0.00688	73.0	21-116	6.57	50	WG446436
Hexachlorobenzene	mg/l	0.00911	0.00893	91.0	51-121	1.96	23	WG446436
Hexachlorocyclopentadiene	mg/l	0.00728	0.00679	73.0	4-126	6.94	50	WG446436
Hexachloroethane	mg/l	0.00655	0.00612	66.0	15-109	6.80	50	WG446436
Indeno(1,2,3-cd)pyrene	mg/l	0.00932	0.00859	93.0	40-143	8.14	30	WG446436

* Performance of this Analyte is outside of established criteria.

For additional information, please see Attachment A 'List of Analytes with QC Qualifiers.'



YOUR LAB OF CHOICE

SLR International Corp. - West Linn, OR
 Chris Kramer
 1800 Blankenship Road, Suite 440
 West Linn, OR 97068

Quality Assurance Report
 Level II

L427860

12065 Lebanon Rd.
 Mt. Juliet, TN 37122
 (615) 758-5858
 1-800-767-5859
 Fax (615) 758-5859

Tax I.D. 62-0814289

Est. 1970

October 27, 2009

Analyte	Units	Laboratory Control		Sample Duplicate	Limit	RPD	Limit	Batch
		Result	Ref	%Rec				
Isophorone	mg/l	0.00834	0.00800	83.0	48-126	4.20	31	WG446436
n-Nitrosodi-n-propylamine	mg/l	0.0100	0.00954	100.	47-122	5.18	33	WG446436
n-Nitrosodiphenylamine	mg/l	0.0110	0.0102	110.	59-143	7.27	23	WG446436
Naphthalene	mg/l	0.00756	0.00700	76.0	29-103	7.61	45	WG446436
Nitrobenzene	mg/l	0.00765	0.00711	76.0	31-105	7.31	43	WG446436
Pentachlorophenol	mg/l	0.00690	0.00659	69.0	20-122	4.51	50	WG446436
Phenanthrene	mg/l	0.00926	0.00942	93.0	54-112	1.72	22	WG446436
Phenol	mg/l	0.00409	0.00365	41.0	17-52	11.5	33	WG446436
Pyrene	mg/l	0.00836	0.00801	84.0	46-130	4.31	28	WG446436
2,4,6-Tribromophenol				88.80	10-148			WG446436
2-Fluorobiphenyl				90.07	26-122			WG446436
2-Fluorophenol				51.07	10-87			WG446436
Nitrobenzene-d5				80.03	12-120			WG446436
Phenol-d5				34.05	10-67			WG446436
p-Terphenyl-d14				97.50	34-149			WG446436
1,1,1-Trichloroethane	mg/l	0.0261	0.0243	104.	67-137	6.94	20	WG447645
1,1,2,2-Tetrachloroethane	mg/l	0.0243	0.0243	97.0	72-128	0.0326	20	WG447645
1,1,2-Trichloroethane	mg/l	0.0253	0.0243	101.	79-123	3.91	20	WG447645
1,1,2-Trichloro-1,2,2-trifluoroethane	mg/l	0.0319	0.0280	128.	51-149	13.1	20	WG447645
1,1-Dichloroethane	mg/l	0.0250	0.0253	100.	67-133	1.07	20	WG447645
1,1-Dichloroethene	mg/l	0.0299	0.0256	120.	60-130	15.7	20	WG447645
1,2,3-Trichlorobenzene	mg/l	0.0249	0.0237	100.	63-138	4.74	20	WG447645
1,2,4-Trichlorobenzene	mg/l	0.0247	0.0239	99.0	65-137	3.13	20	WG447645
1,2-Dibromo-3-Chloropropane	mg/l	0.0232	0.0232	93.0	55-134	0.0966	20	WG447645
1,2-Dibromoethane	mg/l	0.0261	0.0253	104.	75-126	3.33	20	WG447645
1,2-Dichlorobenzene	mg/l	0.0256	0.0250	102.	75-122	2.64	20	WG447645
1,2-Dichloroethane	mg/l	0.0235	0.0237	94.0	63-137	1.08	20	WG447645
1,2-Dichloropropane	mg/l	0.0260	0.0251	104.	74-122	3.51	20	WG447645
1,3-Dichlorobenzene	mg/l	0.0269	0.0261	108.	73-131	3.11	20	WG447645
1,4-Dichlorobenzene	mg/l	0.0258	0.0249	103.	70-121	3.51	20	WG447645
2-Butanone (MEK)	mg/l	0.123	0.122	98.0	53-132	0.814	20	WG447645
2-Hexanone	mg/l	0.118	0.114	94.0	56-147	3.03	20	WG447645
4-Methyl-2-pentanone (MIBK)	mg/l	0.133	0.132	106.	60-142	0.562	20	WG447645
Acetone	mg/l	0.107	0.113	86.0	48-134	5.94	20	WG447645
Benzene	mg/l	0.0261	0.0254	104.	67-126	2.80	20	WG447645
Bromochloromethane	mg/l	0.0252	0.0252	101.	75-128	0.143	20	WG447645
Bromodichloromethane	mg/l	0.0256	0.0248	102.	68-133	3.07	20	WG447645
Bromoform	mg/l	0.0219	0.0211	88.0	60-139	3.92	20	WG447645
Bromomethane	mg/l	0.0272	0.0233	109.	45-175	15.3	20	WG447645
Carbon disulfide	mg/l	0.0378	0.0326	151*	41-148	14.9	20	WG447645
Carbon tetrachloride	mg/l	0.0262	0.0245	105.	64-141	6.54	20	WG447645
Chlorobenzene	mg/l	0.0269	0.0254	108.	77-125	5.68	20	WG447645
Chlorodibromomethane	mg/l	0.0273	0.0261	109.	73-138	4.46	20	WG447645
Chloroethane	mg/l	0.0267	0.0234	107.	49-155	13.3	20	WG447645
Chloroform	mg/l	0.0256	0.0246	102.	66-126	3.78	20	WG447645
Chloromethane	mg/l	0.0245	0.0234	98.0	45-152	4.46	20	WG447645
cis-1,2-Dichloroethene	mg/l	0.0259	0.0248	103.	72-128	4.23	20	WG447645
cis-1,3-Dichloropropene	mg/l	0.0266	0.0261	106.	73-131	2.06	20	WG447645
Dichlorodifluoromethane	mg/l	0.0251	0.0226	100.	39-189	10.2	24	WG447645
Ethylbenzene	mg/l	0.0254	0.0233	102.	76-129	8.47	20	WG447645
Isopropylbenzene	mg/l	0.0263	0.0244	105.	73-132	7.28	20	WG447645
Methyl tert-butyl ether	mg/l	0.0254	0.0256	102.	51-142	0.643	20	WG447645
Methylene Chloride	mg/l	0.0242	0.0243	97.0	64-125	0.415	20	WG447645
Styrene	mg/l	0.0242	0.0232	97.0	78-130	4.04	20	WG447645
Tetrachloroethene	mg/l	0.0282	0.0251	113.	67-135	11.5	20	WG447645
Toluene	mg/l	0.0257	0.0243	103.	72-122	5.85	20	WG447645
trans-1,2-Dichloroethene	mg/l	0.0260	0.0247	104.	67-129	5.23	20	WG447645

* Performance of this Analyte is outside of established criteria.
 For additional information, please see Attachment A 'List of Analytes with QC Qualifiers.'



YOUR LAB OF CHOICE

SLR International Corp. - West Linn, OR
 Chris Kramer
 1800 Blankenship Road, Suite 440
 West Linn, OR 97068

Quality Assurance Report
 Level II

L427860

12065 Lebanon Rd.
 Mt. Juliet, TN 37122
 (615) 758-5858
 1-800-767-5859
 Fax (615) 758-5859

Tax I.D. 62-0814289

Est. 1970

October 27, 2009

Analyte	Units	Laboratory Control Sample Duplicate			Limit	RPD	Limit	Batch
		Result	Ref	%Rec				
trans-1,3-Dichloropropene	mg/l	0.0272	0.0270	109.	66-137	0.761	20	WG447645
Trichloroethene	mg/l	0.0270	0.0249	108.	74-126	7.86	20	WG447645
Trichlorofluoromethane	mg/l	0.0279	0.0233	112.	54-156	18.2	20	WG447645
Vinyl chloride	mg/l	0.0261	0.0235	104.	55-153	10.5	20	WG447645
Xylenes, Total	mg/l	0.0761	0.0706	101.	75-128	7.42	20	WG447645
4-Bromofluorobenzene				101.5	75-128			WG447645
Dibromofluoromethane				97.57	79-125			WG447645
Toluene-d8				99.78	87-114			WG447645
1,4-Dioxane	mg/l	0	0	0*	70-130	0	25	WG447667
4-Bromofluorobenzene				98.88	75-128			WG447667
Dibromofluoromethane				97.26	79-125			WG447667
Toluene-d8				103.4	87-114			WG447667

Analyte	Units	Matrix Spike				Limit	Ref Samp	Batch
		MS Res	Ref Res	TV	% Rec			
Gasoline Range Organics-NWTPH	mg/l	4.50	0.0173	5.5	81.5	58-122	L427788-13	WG446595
a,a,a-Trifluorotoluene(FID)					99.97	62-128		WG446595
1,1,1-Trichloroethane	mg/l	0.0316	0	.025	126.	31-161	L427860-03	WG447645
1,1,2,2-Tetrachloroethane	mg/l	0.0221	0	.025	88.3	49-149	L427860-03	WG447645
1,1,2-Trichloroethane	mg/l	0.0244	0	.025	97.7	46-145	L427860-03	WG447645
1,1,2-Trichloro-1,2,2-trifluoroethane	mg/l	0.0426	0	.025	170.*	14-168	L427860-03	WG447645
1,1-Dichloroethane	mg/l	0.0310	0	.025	124.	30-159	L427860-03	WG447645
1,1-Dichloroethene	mg/l	0.0368	0	.025	147.	10-162	L427860-03	WG447645
1,2,3-Trichlorobenzene	mg/l	0.0234	0	.025	93.7	32-143	L427860-03	WG447645
1,2,4-Trichlorobenzene	mg/l	0.0251	0	.025	100.	27-142	L427860-03	WG447645
1,2-Dibromo-3-Chloropropane	mg/l	0.0201	0	.025	80.3	37-148	L427860-03	WG447645
1,2-Dibromoethane	mg/l	0.0244	0	.025	97.5	41-149	L427860-03	WG447645
1,2-Dichlorobenzene	mg/l	0.0277	0	.025	111.	40-139	L427860-03	WG447645
1,2-Dichloroethane	mg/l	0.0204	0	.025	81.5	29-167	L427860-03	WG447645
1,2-Dichloropropane	mg/l	0.0274	0	.025	110.	39-148	L427860-03	WG447645
1,3-Dichlorobenzene	mg/l	0.0335	0	.025	134.	32-148	L427860-03	WG447645
1,4-Dichlorobenzene	mg/l	0.0303	0	.025	121.	32-136	L427860-03	WG447645
2-Butanone (MEK)	mg/l	0.0925	0	.125	74.0	32-151	L427860-03	WG447645
2-Hexanone	mg/l	0.0955	0	.125	76.4	41-155	L427860-03	WG447645
4-Methyl-2-pentanone (MIBK)	mg/l	0.0935	0	.125	74.8	40-160	L427860-03	WG447645
Acetone	mg/l	0.0783	0	.125	62.6	25-157	L427860-03	WG447645
Benzene	mg/l	0.0306	0	.025	122.	16-158	L427860-03	WG447645
Bromochloromethane	mg/l	0.0231	0	.025	92.6	36-154	L427860-03	WG447645
Bromodichloromethane	mg/l	0.0258	0	.025	103.	45-147	L427860-03	WG447645
Bromoform	mg/l	0.0203	0	.025	81.1	38-152	L427860-03	WG447645
Bromomethane	mg/l	0.0319	0	.025	128.	0-191	L427860-03	WG447645
Carbon disulfide	mg/l	0.0522	0	.025	209.*	10-166	L427860-03	WG447645
Carbon tetrachloride	mg/l	0.0309	0	.025	123.	22-168	L427860-03	WG447645
Chlorobenzene	mg/l	0.0360	0	.025	144.	33-148	L427860-03	WG447645
Chlorodibromomethane	mg/l	0.0277	0	.025	111.	48-151	L427860-03	WG447645
Chloroethane	mg/l	0.0338	0	.025	135.	4-176	L427860-03	WG447645
Chloroform	mg/l	0.0281	0	.025	112.	37-147	L427860-03	WG447645
Chloromethane	mg/l	0.0295	0	.025	118.	10-174	L427860-03	WG447645
cis-1,2-Dichloroethene	mg/l	0.0287	0	.025	115.	29-156	L427860-03	WG447645
cis-1,3-Dichloropropene	mg/l	0.0258	0	.025	103.	35-148	L427860-03	WG447645
Dichlorodifluoromethane	mg/l	0.0338	0	.025	135.	0-200	L427860-03	WG447645
Ethylbenzene	mg/l	0.0364	0	.025	146.	29-150	L427860-03	WG447645
Isopropylbenzene	mg/l	0.0382	0	.025	153.*	35-147	L427860-03	WG447645
Methyl tert-butyl ether	mg/l	0.0198	0	.025	79.3	24-167	L427860-03	WG447645

* Performance of this Analyte is outside of established criteria.

For additional information, please see Attachment A 'List of Analytes with QC Qualifiers.'



YOUR LAB OF CHOICE

SLR International Corp. - West Linn, OR
 Chris Kramer
 1800 Blankenship Road, Suite 440
 West Linn, OR 97068

Quality Assurance Report
 Level II

L427860

12065 Lebanon Rd.
 Mt. Juliet, TN 37122
 (615) 758-5858
 1-800-767-5859
 Fax (615) 758-5859

Tax I.D. 62-0814289

Est. 1970

October 27, 2009

Analyte	Units	MS Res	Matrix Spike			Limit	Ref Samp	Batch
			Ref Res	TV	% Rec			
Methylene Chloride	mg/l	0.0262	0	.025	105.	23-151	L427860-03	WG447645
Styrene	mg/l	0.0314	0	.025	126.	38-149	L427860-03	WG447645
Tetrachloroethene	mg/l	0.0402	0	.025	161.*	13-157	L427860-03	WG447645
Toluene	mg/l	0.0303	0	.025	121.	22-152	L427860-03	WG447645
trans-1,2-Dichloroethene	mg/l	0.0334	0	.025	133.	11-160	L427860-03	WG447645
trans-1,3-Dichloropropene	mg/l	0.0237	0	.025	94.9	33-153	L427860-03	WG447645
Trichloroethene	mg/l	0.0328	0	.025	131.	18-163	L427860-03	WG447645
Trichlorofluoromethane	mg/l	0.0342	0	.025	137.	10-177	L427860-03	WG447645
Vinyl chloride	mg/l	0.0335	0	.025	134.	0-179	L427860-03	WG447645
Xylenes, Total	mg/l	0.108	0	.075	144.	27-151	L427860-03	WG447645
4-Bromofluorobenzene					105.5	75-128		WG447645
Dibromofluoromethane					84.71	79-125		WG447645
Toluene-d8					97.42	87-114		WG447645
1,4-Dioxane	mg/l	0	0	.05	0	0-200	L428285-10	WG447667
4-Bromofluorobenzene					96.27	75-128		WG447667
Dibromofluoromethane					106.0	79-125		WG447667
Toluene-d8					100.9	87-114		WG447667

Analyte	Units	MSD	Matrix Spike Duplicate		Limit	RPD	Limit	Ref Samp	Batch
			Ref	%Rec					
Gasoline Range Organics-NWTPH	mg/l	6.27	4.50	114.	58-122	32.9*	20	L427788-13	WG446595
a,a,a-Trifluorotoluene(FID)				103.9	62-128				WG446595
1,1,1-Trichloroethane	mg/l	0.0205	0.0316	82.1	31-161	42.5*	23	L427860-03	WG447645
1,1,2-Tetrachloroethane	mg/l	0.0286	0.0221	114.	49-149	25.7*	22	L427860-03	WG447645
1,1,2-Trichloroethane	mg/l	0.0260	0.0244	104.	46-145	6.27	20	L427860-03	WG447645
1,1,2-Trichloro-1,2,2-trifluoroethane	mg/l	0.0233	0.0426	93.3	14-168	58.5*	24	L427860-03	WG447645
1,1-Dichloroethane	mg/l	0.0217	0.0310	86.8	30-159	35.4*	21	L427860-03	WG447645
1,1-Dichloroethene	mg/l	0.0228	0.0368	91.3	10-162	46.9*	23	L427860-03	WG447645
1,2,3-Trichlorobenzene	mg/l	0.0237	0.0234	94.6	32-143	1.01	33	L427860-03	WG447645
1,2,4-Trichlorobenzene	mg/l	0.0228	0.0251	91.2	27-142	9.47	30	L427860-03	WG447645
1,2-Dibromo-3-Chloropropane	mg/l	0.0285	0.0201	114.	37-148	34.7*	27	L427860-03	WG447645
1,2-Dibromoethane	mg/l	0.0274	0.0244	110.	41-149	11.6	21	L427860-03	WG447645
1,2-Dichlorobenzene	mg/l	0.0249	0.0277	99.5	40-139	10.7	23	L427860-03	WG447645
1,2-Dichloroethane	mg/l	0.0238	0.0204	95.2	29-167	15.5	21	L427860-03	WG447645
1,2-Dichloropropane	mg/l	0.0238	0.0274	95.2	39-148	14.1	20	L427860-03	WG447645
1,3-Dichlorobenzene	mg/l	0.0238	0.0335	95.2	32-148	33.8*	24	L427860-03	WG447645
1,4-Dichlorobenzene	mg/l	0.0241	0.0303	96.4	32-136	22.8	23	L427860-03	WG447645
2-Butanone (MEK)	mg/l	0.148	0.0925	118.	32-151	46.0*	26	L427860-03	WG447645
2-Hexanone	mg/l	0.149	0.0955	119.	41-155	43.6*	28	L427860-03	WG447645
4-Methyl-2-pentanone (MIBK)	mg/l	0.168	0.0935	134.	40-160	57.0*	28	L427860-03	WG447645
Acetone	mg/l	0.123	0.0783	98.8	25-157	44.8*	26	L427860-03	WG447645
Benzene	mg/l	0.0216	0.0306	86.3	16-158	34.6*	21	L427860-03	WG447645
Bromochloromethane	mg/l	0.0251	0.0231	100.	36-154	8.20	21	L427860-03	WG447645
Bromodichloromethane	mg/l	0.0245	0.0258	98.1	45-147	5.21	20	L427860-03	WG447645
Bromoform	mg/l	0.0237	0.0203	94.9	38-152	15.7	20	L427860-03	WG447645
Bromomethane	mg/l	0.0205	0.0319	81.9	0-191	43.7*	35	L427860-03	WG447645
Carbon disulfide	mg/l	0.0303	0.0522	121.	10-166	53.0*	25	L427860-03	WG447645
Carbon tetrachloride	mg/l	0.0195	0.0309	78.1	22-168	45.0*	24	L427860-03	WG447645
Chlorobenzene	mg/l	0.0230	0.0360	92.1	33-148	44.1*	22	L427860-03	WG447645
Chlorodibromomethane	mg/l	0.0276	0.0277	110.	48-151	0.375	21	L427860-03	WG447645
Chloroethane	mg/l	0.0211	0.0338	84.3	4-176	46.5*	27	L427860-03	WG447645
Chloroform	mg/l	0.0219	0.0281	87.6	37-147	24.7*	21	L427860-03	WG447645
Chloromethane	mg/l	0.0183	0.0295	73.3	10-174	46.8*	28	L427860-03	WG447645
cis-1,2-Dichloroethene	mg/l	0.0218	0.0287	87.4	29-156	27.2*	22	L427860-03	WG447645

* Performance of this Analyte is outside of established criteria.

For additional information, please see Attachment A 'List of Analytes with QC Qualifiers.'



YOUR LAB OF CHOICE

SLR International Corp. - West Linn, OR
 Chris Kramer
 1800 Blankenship Road, Suite 440
 West Linn, OR 97068

Quality Assurance Report
 Level II

L427860

12065 Lebanon Rd.
 Mt. Juliet, TN 37122
 (615) 758-5858
 1-800-767-5859
 Fax (615) 758-5859

Tax I.D. 62-0814289

Est. 1970

October 27, 2009

Analyte	Units	MSD	Matrix Spike Duplicate		Limit	RPD	Limit Ref	Samp	Batch
			Ref	%Rec					
cis-1,3-Dichloropropene	mg/l	0.0256	0.0258	102.	35-148	1.09	21	L427860-03	WG447645
Dichlorodifluoromethane	mg/l	0.0176	0.0338	70.2	0-200	63.2*	26	L427860-03	WG447645
Ethylbenzene	mg/l	0.0200	0.0364	80.0	29-150	58.1*	24	L427860-03	WG447645
Isopropylbenzene	mg/l	0.0207	0.0382	82.7	35-147	59.5*	25	L427860-03	WG447645
Methyl tert-butyl ether	mg/l	0.0292	0.0198	117.	24-167	38.2*	22	L427860-03	WG447645
Methylene Chloride	mg/l	0.0235	0.0262	94.1	23-151	10.6	21	L427860-03	WG447645
Styrene	mg/l	0.0214	0.0314	85.7	38-149	37.7*	23	L427860-03	WG447645
Tetrachloroethene	mg/l	0.0203	0.0402	81.3	13-157	65.7*	24	L427860-03	WG447645
Toluene	mg/l	0.0208	0.0303	83.2	22-152	37.1*	22	L427860-03	WG447645
trans-1,2-Dichloroethene	mg/l	0.0210	0.0334	84.1	11-160	45.4*	23	L427860-03	WG447645
trans-1,3-Dichloropropene	mg/l	0.0277	0.0237	111.	33-153	15.6	22	L427860-03	WG447645
Trichloroethene	mg/l	0.0208	0.0328	83.1	18-163	44.9*	21	L427860-03	WG447645
Trichlorofluoromethane	mg/l	0.0184	0.0342	73.7	10-177	59.9*	24	L427860-03	WG447645
Vinyl chloride	mg/l	0.0194	0.0335	77.6	0-179	53.4*	26	L427860-03	WG447645
Xylenes, Total	mg/l	0.0616	0.108	82.2	27-151	54.3*	23	L427860-03	WG447645
4-Bromofluorobenzene				100.3	75-128				WG447645
Dibromofluoromethane				98.66	79-125				WG447645
Toluene-d8				98.31	87-114				WG447645
1,4-Dioxane	mg/l	0	0	0.00	0-200	0	42	L428285-10	WG447667
4-Bromofluorobenzene				97.91	75-128				WG447667
Dibromofluoromethane				99.64	79-125				WG447667
Toluene-d8				101.2	87-114				WG447667

Batch number /Run number / Sample number cross reference

WG446343: R956628: L427860-01 02 03 04
 WG446595: R959592: L427860-03 04
 WG446436: R959991: L427860-01 03 04
 WG447645: R968128: L427860-03 04
 WG447667: R969008: L427860-03 04

* * Calculations are performed prior to rounding of reported values .
 * Performance of this Analyte is outside of established criteria.
 For additional information, please see Attachment A 'List of Analytes with QC Qualifiers.'



YOUR LAB OF CHOICE

SLR International Corp. - West Linn, OR
Chris Kramer
1800 Blankenship Road, Suite 440

Quality Assurance Report
Level II

West Linn, OR 97068

L427860

12065 Lebanon Rd.
Mt. Juliet, TN 37122
(615) 758-5858
1-800-767-5859
Fax (615) 758-5859

Tax I.D. 62-0814289

Est. 1970

October 27, 2009

The data package includes a summary of the analytic results of the quality control samples required by the SW-846 or CWA methods. The quality control samples include a method blank, a laboratory control sample, and the matrix spike/matrix spike duplicate analysis. If a target parameter is outside the method limits, every sample that is effected is flagged with the appropriate qualifier in Appendix B of the analytic report.

Method Blank - an aliquot of reagent water carried through the entire analytic process. The method blank results indicate if any possible contamination exposure during the sample handling, digestion or extraction process, and analysis. Concentrations of target analytes above the reporting limit in the method blank are qualified with the "B" qualifier.

Laboratory Control Sample - is a sample of known concentration that is carried through the digestion/extraction and analysis process. The percent recovery, expressed as a percentage of the theoretical concentration, has statistical control limits indicating that the analytic process is "in control". If a target analyte is outside the control limits for the laboratory control sample or any other control sample, the parameter is flagged with a "J4" qualifier for all effected samples.

Matrix Spike and Matrix Spike Duplicate - is two aliquots of an environmental sample that is spiked with known concentrations of target analytes. The percent recovery of the target analytes also has statistical control limits. If any recoveries that are outside the method control limits, the sample that was selected for matrix spike/matrix spike duplicate analysis is flagged with either a "J5" or a "J6". The relative percent difference (%RPD) between the matrix spike and the matrix spike duplicate recoveries is all calculated. If the RPD is above the method limit, the effected samples are flagged with a "J3" qualifier.



12065 Lebanon Rd.
Mt. Juliet, TN 37122
(615) 758-5858
1-800-767-5859
Fax (615) 758-5859

Tax I.D. 62-0814289

Est. 1970

Chris Kramer
SLR International Corp. - West Linn, OR
1800 Blankenship Road, Suite 440

West Linn, OR 97068

Report Summary

Thursday October 29, 2009

Report Number: L428380

Samples Received: 10/14/09

Client Project: 008.0288.00037 T6

Description: Nord Door Project - Everett, WA

The analytical results in this report are based upon information supplied by you, the client, and are for your exclusive use. If you have any questions regarding this data package, please do not hesitate to call.

Entire Report Reviewed By:

Laboratory Certification Numbers

A2LA - 1461-01, AIHA - 100789, AL - 40660, CA - I-2327, CT - PH-0197, FL - E87487
GA - 923, IN - C-TN-01, KY - 90010, KYUST - 0016, NC - ENV375, DW21704, ND - R-140
NJ - TN002, NJ NELAP - TN002, SC - 84004, TN - 2006, VA - 00109, WV - 233
AZ - 0612, MN - 047-999-395, NY - 11742, WI - 998093910

Jarred Willis, ESC Representative

Accreditation is only applicable to the test methods specified on each scope of accreditation held by ESC Lab Sciences.

This report may not be reproduced, except in full, without written approval from Environmental Science Corp.

Where applicable, sampling conducted by ESC is performed per guidance provided in laboratory standard operating procedures: 060302, 060303, and 060304.



YOUR LAB OF CHOICE

12065 Lebanon Rd.
Mt. Juliet, TN 37122
(615) 758-5858
1-800-767-5859
Fax (615) 758-5859

Tax I.D. 62-0814289

Est. 1970

REPORT OF ANALYSIS

Chris Kramer
SLR International Corp. - West Linn
1800 Blankenship Road, Suite 440
West Linn, OR 97068

October 29, 2009

Date Received : October 14, 2009
Description : Nord Door Project - Everett, WA
Sample ID : HA-327-1.5 FT
Collected By : C. Kramer
Collection Date : 10/12/09 11:30

ESC Sample # : L428380-01
Site ID : EVERETT, WA
Project # : 008.0288.00037 T6

Parameter	Dry Result	MDL	RDL	Units	Q	Method	Date	Dil.
Total Solids	84.2			%		2540G	10/16/09	1
Diesel Range Organics (DRO)	U	1.3	4.8	mg/kg		NWTPHDX	10/23/09	1
Residual Range Organics (RRO)	8.1	3.3	12.	mg/kg	J	NWTPHDX	10/23/09	1
Surrogate Recovery								
o-Terphenyl	91.6			% Rec.		NWTPHDX	10/23/09	1
Polynuclear Aromatic Hydrocarbons								
Anthracene	0.0049	0.0013	0.0071	mg/kg	J	8270C-SI	10/24/09	1
Acenaphthene	0.0022	0.0013	0.0071	mg/kg	J	8270C-SI	10/24/09	1
Acenaphthylene	U	0.0011	0.0071	mg/kg		8270C-SI	10/24/09	1
Benzo(a)anthracene	0.014	0.00096	0.0071	mg/kg		8270C-SI	10/24/09	1
Benzo(a)pyrene	0.017	0.00083	0.0071	mg/kg	J8	8270C-SI	10/24/09	1
Benzo(b)fluoranthene	0.022	0.0014	0.0071	mg/kg	J8	8270C-SI	10/24/09	1
Benzo(g,h,i)perylene	0.0060	0.00098	0.0071	mg/kg	JJ8	8270C-SI	10/24/09	1
Benzo(k)fluoranthene	0.0070	0.0012	0.0071	mg/kg	JJ8	8270C-SI	10/24/09	1
Chrysene	0.014	0.00087	0.0071	mg/kg		8270C-SI	10/24/09	1
Dibenz(a,h)anthracene	0.0025	0.00089	0.0071	mg/kg	JJ8	8270C-SI	10/24/09	1
Fluoranthene	0.021	0.00081	0.0071	mg/kg		8270C-SI	10/24/09	1
Fluorene	U	0.0010	0.0071	mg/kg		8270C-SI	10/24/09	1
Indeno(1,2,3-cd)pyrene	0.0058	0.00088	0.0071	mg/kg	JJ8	8270C-SI	10/24/09	1
Naphthalene	U	0.0014	0.0071	mg/kg		8270C-SI	10/24/09	1
Phenanthrene	0.011	0.00098	0.0071	mg/kg		8270C-SI	10/24/09	1
Pyrene	0.028	0.00096	0.0071	mg/kg		8270C-SI	10/24/09	1
1-Methylnaphthalene	U	0.0015	0.0071	mg/kg		8270C-SI	10/24/09	1
2-Methylnaphthalene	U	0.0020	0.0071	mg/kg		8270C-SI	10/24/09	1
2-Chloronaphthalene	U	0.0010	0.0071	mg/kg		8270C-SI	10/24/09	1
Surrogate Recovery								
Nitrobenzene-d5	62.5			% Rec.		8270C-SI	10/24/09	1
2-Fluorobiphenyl	56.4			% Rec.		8270C-SI	10/24/09	1
p-Terphenyl-d14	99.7			% Rec.		8270C-SI	10/24/09	1
Base/Neutral Extractables								
Acenaphthylene	U	0.0087	0.039	mg/kg		8270C	10/26/09	1
Acetophenone	U	0.0065	0.40	mg/kg		8270C	10/26/09	1
Atrazine	U	0.010	0.40	mg/kg		8270C	10/26/09	1
Benzaldehyde	U	0.051	0.40	mg/kg		8270C	10/26/09	1
Biphenyl	U	0.0079	0.40	mg/kg		8270C	10/26/09	1
Bis(2-chloroethoxy)methane	U	0.0077	0.40	mg/kg		8270C	10/26/09	1
Bis(2-chloroethyl)ether	U	0.012	0.40	mg/kg		8270C	10/26/09	1
Bis(2-chloroisopropyl)ether	U	0.0087	0.40	mg/kg		8270C	10/26/09	1
4-Bromophenyl-phenylether	U	0.0092	0.40	mg/kg		8270C	10/26/09	1
2-Chloronaphthalene	U	0.0072	0.039	mg/kg		8270C	10/26/09	1

Results listed are dry weight basis.

U = ND (Not Detected)

MDL = Minimum Detection Limit = LOD

RDL = Reported Detection Limit = LOQ = PQL = EQL

Note:

This report shall not be reproduced, except in full, without the written approval from ESC.

The reported analytical results relate only to the sample submitted

Reported: 10/29/09 16:20 Printed: 10/29/09 16:21



YOUR LAB OF CHOICE

12065 Lebanon Rd.
Mt. Juliet, TN 37122
(615) 758-5858
1-800-767-5859
Fax (615) 758-5859

Tax I.D. 62-0814289

Est. 1970

REPORT OF ANALYSIS

Chris Kramer
SLR International Corp. - West Linn
1800 Blankenship Road, Suite 440
West Linn, OR 97068

October 29, 2009

Date Received : October 14, 2009
Description : Nord Door Project - Everett, WA
Sample ID : HA-327-1.5 FT
Collected By : C. Kramer
Collection Date : 10/12/09 11:30

ESC Sample # : L428380-01
Site ID : EVERETT, WA
Project # : 008.0288.00037 T6

Table with 9 columns: Parameter, Dry Result, MDL, RDL, Units, Q, Method, Date, Dil. Lists various chemical compounds and their detection results.

Results listed are dry weight basis.
U = ND (Not Detected)
MDL = Minimum Detection Limit = LOD
RDL = Reported Detection Limit = LOQ = PQL = EQL
Note:

This report shall not be reproduced, except in full, without the written approval from ESC.
The reported analytical results relate only to the sample submitted
Reported: 10/29/09 16:20 Printed: 10/29/09 16:21



YOUR LAB OF CHOICE

12065 Lebanon Rd.
Mt. Juliet, TN 37122
(615) 758-5858
1-800-767-5859
Fax (615) 758-5859

Tax I.D. 62-0814289

Est. 1970

REPORT OF ANALYSIS

Chris Kramer
SLR International Corp. - West Linn
1800 Blankenship Road, Suite 440
West Linn, OR 97068

October 29, 2009

Date Received : October 14, 2009
Description : Nord Door Project - Everett, WA
Sample ID : HA-327-1.5 FT
Collected By : C. Kramer
Collection Date : 10/12/09 11:30

ESC Sample # : L428380-01
Site ID : EVERETT, WA
Project # : 008.0288.00037 T6

Table with 9 columns: Parameter, Dry Result, MDL, RDL, Units, Q, Method, Date, Dil. Rows include various polycyclic aromatic hydrocarbons and surrogate recovery compounds.

Results listed are dry weight basis.
U = ND (Not Detected)
MDL = Minimum Detection Limit = LOD
RDL = Reported Detection Limit = LOQ = PQL = EQL
Note:

This report shall not be reproduced, except in full, without the written approval from ESC.
The reported analytical results relate only to the sample submitted
Reported: 10/29/09 16:20 Printed: 10/29/09 16:21



YOUR LAB OF CHOICE

12065 Lebanon Rd.
Mt. Juliet, TN 37122
(615) 758-5858
1-800-767-5859
Fax (615) 758-5859

Tax I.D. 62-0814289

Est. 1970

REPORT OF ANALYSIS

Chris Kramer
SLR International Corp. - West Linn
1800 Blankenship Road, Suite 440
West Linn, OR 97068

October 29, 2009

Date Received : October 14, 2009
Description : Nord Door Project - Everett, WA
Sample ID : HA-327-2.5 FT
Collected By : C. Kramer
Collection Date : 10/12/09 11:50

ESC Sample # : L428380-02

Site ID : EVERETT, WA

Project # : 008.0288.00037 T6

Parameter	Dry Result	MDL	RDL	Units	Q	Method	Date	Dil.
Total Solids	69.9			%		2540G	10/16/09	1
Gasoline Range Organics-NWTPH	0.076	0.041	0.18	mg/kg	J	NWTPHGX	10/23/09	1.24
Surrogate Recovery a,a,a-Trifluorotoluene(FID)	90.0			% Rec.		NWTPHGX	10/23/09	1.24
Volatile Organics								
Acetone	0.054	0.017	0.072	mg/kg	J	8260B	10/24/09	1
Benzene	U	0.00032	0.0014	mg/kg		8260B	10/24/09	1
Bromochloromethane	U	0.00045	0.0014	mg/kg		8260B	10/24/09	1
Bromodichloromethane	U	0.00039	0.0014	mg/kg		8260B	10/24/09	1
Bromoform	U	0.00058	0.0014	mg/kg		8260B	10/24/09	1
Bromomethane	U	0.0013	0.0072	mg/kg		8260B	10/24/09	1
2-Butanone (MEK)	0.0050	0.0027	0.014	mg/kg	J	8260B	10/24/09	1
Carbon disulfide	0.0041	0.00034	0.0014	mg/kg		8260B	10/24/09	1
Carbon tetrachloride	U	0.00032	0.0014	mg/kg		8260B	10/24/09	1
Chlorobenzene	U	0.00025	0.0014	mg/kg		8260B	10/24/09	1
Chloroethane	U	0.00059	0.0072	mg/kg		8260B	10/24/09	1
Chloroform	U	0.00041	0.0072	mg/kg		8260B	10/24/09	1
Chloromethane	U	0.00056	0.0014	mg/kg		8260B	10/24/09	1
1,2-Dibromo-3-Chloropropane	U	0.0012	0.0072	mg/kg		8260B	10/24/09	1
Chlorodibromomethane	U	0.00023	0.0014	mg/kg		8260B	10/24/09	1
1,2-Dibromoethane	U	0.00032	0.0014	mg/kg		8260B	10/24/09	1
1,2-Dichlorobenzene	U	0.00024	0.0014	mg/kg		8260B	10/24/09	1
1,3-Dichlorobenzene	U	0.00038	0.0014	mg/kg		8260B	10/24/09	1
1,4-Dichlorobenzene	U	0.00022	0.0014	mg/kg		8260B	10/24/09	1
Dichlorodifluoromethane	U	0.00032	0.0072	mg/kg		8260B	10/24/09	1
1,1-Dichloroethane	U	0.00026	0.0014	mg/kg		8260B	10/24/09	1
1,2-Dichloroethane	U	0.00053	0.0014	mg/kg		8260B	10/24/09	1
1,1-Dichloroethene	U	0.00074	0.0014	mg/kg		8260B	10/24/09	1
cis-1,2-Dichloroethene	U	0.00072	0.0014	mg/kg		8260B	10/24/09	1
trans-1,2-Dichloroethene	U	0.00068	0.0014	mg/kg		8260B	10/24/09	1
1,2-Dichloropropane	U	0.00075	0.0014	mg/kg		8260B	10/24/09	1
cis-1,3-Dichloropropene	U	0.00026	0.0014	mg/kg		8260B	10/24/09	1
trans-1,3-Dichloropropene	U	0.00036	0.0014	mg/kg		8260B	10/24/09	1
Ethylbenzene	U	0.00023	0.0014	mg/kg		8260B	10/24/09	1
2-Hexanone	U	0.00036	0.0014	mg/kg		8260B	10/24/09	1
Isopropylbenzene	U	0.00021	0.0014	mg/kg		8260B	10/24/09	1
4-Methyl-2-pentanone (MIBK)	U	0.0014	0.014	mg/kg		8260B	10/24/09	1
Methyl tert-butyl ether	U	0.00028	0.0014	mg/kg		8260B	10/24/09	1
Methylene Chloride	U	0.00060	0.0072	mg/kg		8260B	10/24/09	1
Styrene	U	0.00020	0.0014	mg/kg		8260B	10/24/09	1
1,1,2,2-Tetrachloroethane	U	0.00033	0.0014	mg/kg		8260B	10/24/09	1

Results listed are dry weight basis.

U = ND (Not Detected)

MDL = Minimum Detection Limit = LOD

RDL = Reported Detection Limit = LOQ = PQL = EQL

Note:

This report shall not be reproduced, except in full, without the written approval from ESC.

The reported analytical results relate only to the sample submitted

Reported: 10/29/09 16:20 Printed: 10/29/09 16:21



YOUR LAB OF CHOICE

12065 Lebanon Rd.
Mt. Juliet, TN 37122
(615) 758-5858
1-800-767-5859
Fax (615) 758-5859

Tax I.D. 62-0814289

Est. 1970

REPORT OF ANALYSIS

Chris Kramer
SLR International Corp. - West Linn
1800 Blankenship Road, Suite 440
West Linn, OR 97068

October 29, 2009

Date Received : October 14, 2009
Description : Nord Door Project - Everett, WA
Sample ID : HA-327-2.5 FT
Collected By : C. Kramer
Collection Date : 10/12/09 11:50

ESC Sample # : L428380-02
Site ID : EVERETT, WA
Project # : 008.0288.00037 T6

Parameter	Dry Result	MDL	RDL	Units	Q	Method	Date	Dil.
Tetrachloroethene	U	0.00023	0.0014	mg/kg		8260B	10/24/09	1
Toluene	U	0.0012	0.0072	mg/kg		8260B	10/24/09	1
1,1,2-Trichloro-1,2,2-trifluoro	U	0.00025	0.0014	mg/kg		8260B	10/24/09	1
1,2,3-Trichlorobenzene	U	0.00023	0.0014	mg/kg		8260B	10/24/09	1
1,2,4-Trichlorobenzene	U	0.00025	0.0014	mg/kg		8260B	10/24/09	1
1,1,1-Trichloroethane	U	0.00052	0.0014	mg/kg		8260B	10/24/09	1
1,1,2-Trichloroethane	U	0.00046	0.0014	mg/kg		8260B	10/24/09	1
Trichloroethene	U	0.00034	0.0014	mg/kg		8260B	10/24/09	1
Trichlorofluoromethane	U	0.00027	0.0072	mg/kg		8260B	10/24/09	1
Vinyl chloride	U	0.00029	0.0014	mg/kg		8260B	10/24/09	1
Xylenes, Total	U	0.00046	0.0043	mg/kg		8260B	10/24/09	1
Cyclohexane	U	0.00033	0.0014	mg/kg		8260B	10/24/09	1
1,4-Dioxane	U	0.033	0.14	mg/kg		8260B	10/24/09	1
Methyl Acetate	U	0.0066	0.029	mg/kg		8260B	10/24/09	1
Methyl Cyclohexane	U	0.00033	0.0014	mg/kg		8260B	10/24/09	1
Surrogate Recovery								
Toluene-d8	105.			% Rec.		8260B	10/24/09	1
Dibromofluoromethane	95.3			% Rec.		8260B	10/24/09	1
4-Bromofluorobenzene	110.			% Rec.		8260B	10/24/09	1
Diesel Range Organics (DRO)	U	1.3	5.7	mg/kg		NWTPHDX	10/23/09	1
Residual Range Organics (RRO)	17.	3.3	14.	mg/kg		NWTPHDX	10/23/09	1
Surrogate Recovery								
o-Terphenyl	83.1			% Rec.		NWTPHDX	10/23/09	1
Polynuclear Aromatic Hydrocarbons								
Anthracene	0.014	0.0013	0.0086	mg/kg		8270C-SI	10/24/09	1
Acenaphthene	0.033	0.0013	0.0086	mg/kg		8270C-SI	10/24/09	1
Acenaphthylene	0.0031	0.0011	0.0086	mg/kg	J	8270C-SI	10/24/09	1
Benzo(a)anthracene	0.014	0.00096	0.0086	mg/kg		8270C-SI	10/24/09	1
Benzo(a)pyrene	0.016	0.00083	0.0086	mg/kg	J8	8270C-SI	10/24/09	1
Benzo(b)fluoranthene	0.023	0.0014	0.0086	mg/kg	J8	8270C-SI	10/24/09	1
Benzo(g,h,i)perylene	0.0062	0.00098	0.0086	mg/kg	JJ8	8270C-SI	10/24/09	1
Benzo(k)fluoranthene	0.0080	0.0012	0.0086	mg/kg	JJ8	8270C-SI	10/24/09	1
Chrysene	0.016	0.00087	0.0086	mg/kg		8270C-SI	10/24/09	1
Dibenz(a,h)anthracene	0.0024	0.00089	0.0086	mg/kg	JJ8	8270C-SI	10/24/09	1
Fluoranthene	0.037	0.00081	0.0086	mg/kg		8270C-SI	10/24/09	1
Fluorene	0.024	0.0010	0.0086	mg/kg		8270C-SI	10/24/09	1
Indeno(1,2,3-cd)pyrene	0.0060	0.00088	0.0086	mg/kg	JJ8	8270C-SI	10/24/09	1
Naphthalene	0.070	0.0014	0.0086	mg/kg		8270C-SI	10/24/09	1
Phenanthrene	0.043	0.00098	0.0086	mg/kg		8270C-SI	10/24/09	1
Pyrene	0.047	0.00096	0.0086	mg/kg		8270C-SI	10/24/09	1
1-Methylnaphthalene	0.010	0.0015	0.0086	mg/kg		8270C-SI	10/24/09	1

Results listed are dry weight basis.

U = ND (Not Detected)

MDL = Minimum Detection Limit = LOD

RDL = Reported Detection Limit = LOQ = PQL = EQL

Note:

This report shall not be reproduced, except in full, without the written approval from ESC.

The reported analytical results relate only to the sample submitted

Reported: 10/29/09 16:20 Printed: 10/29/09 16:21



YOUR LAB OF CHOICE

12065 Lebanon Rd.
Mt. Juliet, TN 37122
(615) 758-5858
1-800-767-5859
Fax (615) 758-5859

Tax I.D. 62-0814289

Est. 1970

REPORT OF ANALYSIS

Chris Kramer
SLR International Corp. - West Linn
1800 Blankenship Road, Suite 440
West Linn, OR 97068

October 29, 2009

Date Received : October 14, 2009
Description : Nord Door Project - Everett, WA
Sample ID : HA-327-2.5 FT
Collected By : C. Kramer
Collection Date : 10/12/09 11:50

ESC Sample # : L428380-02
Site ID : EVERETT, WA
Project # : 008.0288.00037 T6

Table with columns: Parameter, Dry Result, MDL, RDL, Units, Q, Method, Date, Dil. Lists various chemical compounds and their detection results.

Results listed are dry weight basis.
U = ND (Not Detected)
MDL = Minimum Detection Limit = LOD
RDL = Reported Detection Limit = LOQ = PQL = EQL
Note:

This report shall not be reproduced, except in full, without the written approval from ESC.
The reported analytical results relate only to the sample submitted
Reported: 10/29/09 16:20 Printed: 10/29/09 16:21



YOUR LAB OF CHOICE

12065 Lebanon Rd.
Mt. Juliet, TN 37122
(615) 758-5858
1-800-767-5859
Fax (615) 758-5859

Tax I.D. 62-0814289

Est. 1970

REPORT OF ANALYSIS

Chris Kramer
SLR International Corp. - West Linn
1800 Blankenship Road, Suite 440
West Linn, OR 97068

October 29, 2009

Date Received : October 14, 2009
Description : Nord Door Project - Everett, WA
Sample ID : HA-327-2.5 FT
Collected By : C. Kramer
Collection Date : 10/12/09 11:50

ESC Sample # : L428380-02
Site ID : EVERETT, WA
Project # : 008.0288.00037 T6

Parameter	Dry Result	MDL	RDL	Units	Q	Method	Date	Dil.
Diethyl phthalate	U	0.0068	0.48	mg/kg		8270C	10/26/09	1
Dimethyl phthalate	U	0.0068	0.48	mg/kg	J4	8270C	10/26/09	1
Di-n-octyl phthalate	U	0.023	0.48	mg/kg		8270C	10/26/09	1
Acid Extractables								
4-Chloro-3-methylphenol	U	0.0092	0.48	mg/kg		8270C	10/26/09	1
2-Chlorophenol	U	0.0064	0.48	mg/kg		8270C	10/26/09	1
2,4-Dichlorophenol	U	0.0074	0.48	mg/kg		8270C	10/26/09	1
2,4-Dimethylphenol	U	0.062	0.48	mg/kg	J4	8270C	10/26/09	1
4,6-Dinitro-2-methylphenol	U	0.065	0.48	mg/kg		8270C	10/26/09	1
2,4-Dinitrophenol	U	0.069	0.48	mg/kg	J3	8270C	10/26/09	1
2-Nitrophenol	U	0.012	0.48	mg/kg		8270C	10/26/09	1
4-Nitrophenol	U	0.064	0.48	mg/kg		8270C	10/26/09	1
Pentachlorophenol	U	0.048	0.48	mg/kg	J3	8270C	10/26/09	1
Phenol	U	0.0063	0.48	mg/kg		8270C	10/26/09	1
1,2,4,5-Tetrachlorobenzene	U	0.010	0.48	mg/kg		8270C	10/26/09	1
2,4,5-Trichlorophenol	U	0.0091	0.48	mg/kg		8270C	10/26/09	1
2,4,6-Trichlorophenol	U	0.0089	0.48	mg/kg		8270C	10/26/09	1
Benzo(a)anthracene	0.082	0.0093	0.047	mg/kg	J3	8270C	10/26/09	1
Benzo(a)pyrene	0.043	0.0085	0.047	mg/kg	J	8270C	10/26/09	1
Benzo(b)fluoranthene	0.067	0.0098	0.047	mg/kg		8270C	10/26/09	1
Benzo(k)fluoranthene	0.034	0.0089	0.047	mg/kg	J	8270C	10/26/09	1
Chrysene	0.063	0.013	0.047	mg/kg		8270C	10/26/09	1
Dibenz(a,h)anthracene	U	0.0068	0.047	mg/kg		8270C	10/26/09	1
Indeno(1,2,3-cd)pyrene	0.016	0.0073	0.047	mg/kg	J	8270C	10/26/09	1
Acenaphthene	0.11	0.024	0.047	mg/kg		8270C	10/26/09	1
Anthracene	0.074	0.0074	0.047	mg/kg		8270C	10/26/09	1
Benzo(g,h,i)perylene	0.020	0.0090	0.047	mg/kg	J	8270C	10/26/09	1
Fluoranthene	0.27	0.011	0.047	mg/kg		8270C	10/26/09	1
Fluorene	0.073	0.0078	0.047	mg/kg		8270C	10/26/09	1
Naphthalene	0.13	0.0072	0.047	mg/kg		8270C	10/26/09	1
Phenanthrene	0.33	0.0085	0.047	mg/kg		8270C	10/26/09	1
Pyrene	0.17	0.010	0.047	mg/kg		8270C	10/26/09	1
Surrogate Recovery								
Nitrobenzene-d5	56.6			% Rec.		8270C	10/26/09	1
2-Fluorobiphenyl	68.9			% Rec.		8270C	10/26/09	1
p-Terphenyl-d14	72.4			% Rec.		8270C	10/26/09	1
Phenol-d5	63.8			% Rec.		8270C	10/26/09	1
2-Fluorophenol	63.5			% Rec.		8270C	10/26/09	1
2,4,6-Tribromophenol	77.9			% Rec.		8270C	10/26/09	1

Results listed are dry weight basis.

U = ND (Not Detected)

MDL = Minimum Detection Limit = LOD

RDL = Reported Detection Limit = LOQ = PQL = EQL

Note:

This report shall not be reproduced, except in full, without the written approval from ESC.

The reported analytical results relate only to the sample submitted

Reported: 10/29/09 16:20 Printed: 10/29/09 16:21



YOUR LAB OF CHOICE

12065 Lebanon Rd.
Mt. Juliet, TN 37122
(615) 758-5858
1-800-767-5859
Fax (615) 758-5859

Tax I.D. 62-0814289

Est. 1970

REPORT OF ANALYSIS

Chris Kramer
SLR International Corp. - West Linn
1800 Blankenship Road, Suite 440
West Linn, OR 97068

October 29, 2009

Date Received : October 14, 2009
Description : Nord Door Project - Everett, WA
Sample ID : HA-328-1 FT
Collected By : C. Kramer
Collection Date : 10/12/09 13:50

ESC Sample # : L428380-03
Site ID : EVERETT, WA
Project # : 008.0288.00037 T6

Table with columns: Parameter, Dry Result, MDL, RDL, Units, Q, Method, Date, Dil. Rows include Total Solids, Gasoline Range Organics-NWTPH, Volatile Organics (Acetone, Benzene, etc.), and various chlorinated hydrocarbons.

Results listed are dry weight basis.
U = ND (Not Detected)
MDL = Minimum Detection Limit = LOD
RDL = Reported Detection Limit = LOQ = PQL = EQL
Note:

This report shall not be reproduced, except in full, without the written approval from ESC.
The reported analytical results relate only to the sample submitted
Reported: 10/29/09 16:20 Printed: 10/29/09 16:21



YOUR LAB OF CHOICE

12065 Lebanon Rd.
Mt. Juliet, TN 37122
(615) 758-5858
1-800-767-5859
Fax (615) 758-5859

Tax I.D. 62-0814289

Est. 1970

REPORT OF ANALYSIS

Chris Kramer
SLR International Corp. - West Linn
1800 Blankenship Road, Suite 440
West Linn, OR 97068

October 29, 2009

Date Received : October 14, 2009
Description : Nord Door Project - Everett, WA
Sample ID : HA-328-1 FT
Collected By : C. Kramer
Collection Date : 10/12/09 13:50

ESC Sample # : L428380-03
Site ID : EVERETT, WA
Project # : 008.0288.00037 T6

Parameter	Dry Result	MDL	RDL	Units	Q	Method	Date	Dil.
Tetrachloroethene	U	0.00025	0.0018	mg/kg		8260B	10/24/09	1.1
Toluene	U	0.0013	0.0091	mg/kg		8260B	10/24/09	1.1
1,1,2-Trichloro-1,2,2-trifluoro	U	0.00027	0.0018	mg/kg		8260B	10/24/09	1.1
1,2,3-Trichlorobenzene	U	0.00025	0.0018	mg/kg		8260B	10/24/09	1.1
1,2,4-Trichlorobenzene	U	0.00027	0.0018	mg/kg		8260B	10/24/09	1.1
1,1,1-Trichloroethane	U	0.00057	0.0018	mg/kg		8260B	10/24/09	1.1
1,1,2-Trichloroethane	U	0.00050	0.0018	mg/kg		8260B	10/24/09	1.1
Trichloroethene	U	0.00037	0.0018	mg/kg		8260B	10/24/09	1.1
Trichlorofluoromethane	U	0.00030	0.0091	mg/kg		8260B	10/24/09	1.1
Vinyl chloride	U	0.00032	0.0018	mg/kg		8260B	10/24/09	1.1
Xylenes, Total	U	0.00051	0.0054	mg/kg		8260B	10/24/09	1.1
Cyclohexane	0.00094	0.00036	0.0018	mg/kg	J	8260B	10/24/09	1.1
1,4-Dioxane	U	0.036	0.18	mg/kg		8260B	10/24/09	1.1
Methyl Acetate	U	0.0073	0.036	mg/kg		8260B	10/24/09	1.1
Methyl Cyclohexane	0.0014	0.00036	0.0018	mg/kg	J	8260B	10/24/09	1.1
Surrogate Recovery								
Toluene-d8	101.			% Rec.		8260B	10/24/09	1.1
Dibromofluoromethane	98.7			% Rec.		8260B	10/24/09	1.1
4-Bromofluorobenzene	99.6			% Rec.		8260B	10/24/09	1.1
Diesel Range Organics (DRO)	31.	1.3	6.6	mg/kg		NWTPHDX	10/23/09	1
Residual Range Organics (RRO)	150	3.3	16.	mg/kg		NWTPHDX	10/23/09	1
Surrogate Recovery								
o-Terphenyl	96.0			% Rec.		NWTPHDX	10/23/09	1
Polynuclear Aromatic Hydrocarbons								
Anthracene	0.015	0.0013	0.0099	mg/kg		8270C-SI	10/24/09	1
Acenaphthene	0.0051	0.0013	0.0099	mg/kg	J	8270C-SI	10/24/09	1
Acenaphthylene	0.013	0.0011	0.0099	mg/kg		8270C-SI	10/24/09	1
Benzo(a)anthracene	0.034	0.00096	0.0099	mg/kg		8270C-SI	10/24/09	1
Benzo(a)pyrene	0.030	0.00083	0.0099	mg/kg	J8	8270C-SI	10/24/09	1
Benzo(b)fluoranthene	0.049	0.0014	0.0099	mg/kg	J8	8270C-SI	10/24/09	1
Benzo(g,h,i)perylene	0.018	0.00098	0.0099	mg/kg	J8	8270C-SI	10/24/09	1
Benzo(k)fluoranthene	0.020	0.0012	0.0099	mg/kg	J8	8270C-SI	10/24/09	1
Chrysene	0.044	0.00087	0.0099	mg/kg		8270C-SI	10/24/09	1
Dibenz(a,h)anthracene	0.0046	0.00089	0.0099	mg/kg	JJ8	8270C-SI	10/24/09	1
Fluoranthene	0.036	0.00081	0.0099	mg/kg		8270C-SI	10/24/09	1
Fluorene	0.0086	0.0010	0.0099	mg/kg	J	8270C-SI	10/24/09	1
Indeno(1,2,3-cd)pyrene	0.013	0.00088	0.0099	mg/kg	J8	8270C-SI	10/24/09	1
Naphthalene	0.048	0.0014	0.0099	mg/kg		8270C-SI	10/24/09	1
Phenanthrene	0.044	0.00098	0.0099	mg/kg		8270C-SI	10/24/09	1
Pyrene	0.059	0.00096	0.0099	mg/kg		8270C-SI	10/24/09	1
1-Methylnaphthalene	0.021	0.0015	0.0099	mg/kg		8270C-SI	10/24/09	1

Results listed are dry weight basis.

U = ND (Not Detected)

MDL = Minimum Detection Limit = LOD

RDL = Reported Detection Limit = LOQ = PQL = EQL

Note:

This report shall not be reproduced, except in full, without the written approval from ESC.

The reported analytical results relate only to the sample submitted

Reported: 10/29/09 16:20 Printed: 10/29/09 16:21



YOUR LAB OF CHOICE

12065 Lebanon Rd.
Mt. Juliet, TN 37122
(615) 758-5858
1-800-767-5859
Fax (615) 758-5859

Tax I.D. 62-0814289

Est. 1970

REPORT OF ANALYSIS

October 29, 2009

Chris Kramer
SLR International Corp. - West Linn
1800 Blankenship Road, Suite 440
West Linn, OR 97068

ESC Sample # : L428380-03

Date Received : October 14, 2009
Description : Nord Door Project - Everett, WA

Site ID : EVERETT, WA

Sample ID : HA-328-1 FT

Project # : 008.0288.00037 T6

Collected By : C. Kramer
Collection Date : 10/12/09 13:50

Parameter	Dry Result	MDL	RDL	Units	Q	Method	Date	Dil.
2-Methylnaphthalene	0.058	0.0020	0.0099	mg/kg		8270C-SI	10/24/09	1
2-Chloronaphthalene	U	0.0010	0.0099	mg/kg		8270C-SI	10/24/09	1
Surrogate Recovery								
Nitrobenzene-d5	61.8			% Rec.		8270C-SI	10/24/09	1
2-Fluorobiphenyl	47.0			% Rec.		8270C-SI	10/24/09	1
p-Terphenyl-d14	77.0			% Rec.		8270C-SI	10/24/09	1
Base/Neutral Extractables								
Acenaphthylene	U	0.0087	0.054	mg/kg		8270C	10/26/09	1
Acetophenone	U	0.0065	0.55	mg/kg		8270C	10/26/09	1
Atrazine	U	0.010	0.55	mg/kg		8270C	10/26/09	1
Benzaldehyde	U	0.051	0.55	mg/kg		8270C	10/26/09	1
Biphenyl	U	0.0079	0.55	mg/kg		8270C	10/26/09	1
Bis(2-chlorethoxy)methane	U	0.0077	0.55	mg/kg		8270C	10/26/09	1
Bis(2-chloroethyl)ether	U	0.012	0.55	mg/kg		8270C	10/26/09	1
Bis(2-chloroisopropyl)ether	U	0.0087	0.55	mg/kg		8270C	10/26/09	1
4-Bromophenyl-phenylether	U	0.0092	0.55	mg/kg	J4	8270C	10/26/09	1
2-Chloronaphthalene	U	0.0072	0.054	mg/kg		8270C	10/26/09	1
4-Chlorophenyl-phenylether	U	0.0069	0.55	mg/kg		8270C	10/26/09	1
3,3-Dichlorobenzidine	U	0.038	0.55	mg/kg		8270C	10/26/09	1
2,4-Dinitrotoluene	U	0.010	0.55	mg/kg		8270C	10/26/09	1
2,6-Dinitrotoluene	U	0.0088	0.55	mg/kg		8270C	10/26/09	1
Hexachlorobenzene	U	0.0083	0.55	mg/kg		8270C	10/26/09	1
Hexachloro-1,3-butadiene	U	0.0076	0.55	mg/kg		8270C	10/26/09	1
Hexachlorocyclopentadiene	U	0.037	0.55	mg/kg		8270C	10/26/09	1
Hexachloroethane	U	0.0074	0.55	mg/kg		8270C	10/26/09	1
Isophorone	U	0.0060	0.55	mg/kg		8270C	10/26/09	1
2-Methylnaphthalene	0.048	0.0067	0.054	mg/kg	J	8270C	10/26/09	1
2-Methylphenol	U	0.0076	0.55	mg/kg		8270C	10/26/09	1
3&4-Methyl Phenol	U	0.014	0.55	mg/kg		8270C	10/26/09	1
2-Nitroaniline	U	0.0076	0.55	mg/kg		8270C	10/26/09	1
3-Nitroaniline	U	0.057	0.55	mg/kg		8270C	10/26/09	1
4-Nitroaniline	U	0.012	0.55	mg/kg		8270C	10/26/09	1
Nitrobenzene	U	0.0074	0.55	mg/kg		8270C	10/26/09	1
n-Nitrosodiphenylamine	U	0.0087	0.55	mg/kg		8270C	10/26/09	1
n-Nitrosodi-n-propylamine	U	0.0087	0.55	mg/kg		8270C	10/26/09	1
Benzylbutyl phthalate	U	0.023	0.55	mg/kg		8270C	10/26/09	1
Caprolactam	U	0.021	0.55	mg/kg		8270C	10/26/09	1
Carbazole	U	0.0086	0.55	mg/kg		8270C	10/26/09	1
Bis(2-ethylhexyl)phthalate	U	0.072	0.55	mg/kg		8270C	10/26/09	1
4-Chloroaniline	U	0.051	0.55	mg/kg		8270C	10/26/09	1
Di-n-butyl phthalate	U	0.018	0.55	mg/kg		8270C	10/26/09	1
Dibenzofuran	U	0.0078	0.55	mg/kg		8270C	10/26/09	1

Results listed are dry weight basis.

U = ND (Not Detected)

MDL = Minimum Detection Limit = LOD

RDL = Reported Detection Limit = LOQ = PQL = EQL

Note:

This report shall not be reproduced, except in full, without the written approval from ESC.

The reported analytical results relate only to the sample submitted

Reported: 10/29/09 16:20 Printed: 10/29/09 16:21



YOUR LAB OF CHOICE

12065 Lebanon Rd.
Mt. Juliet, TN 37122
(615) 758-5858
1-800-767-5859
Fax (615) 758-5859

Tax I.D. 62-0814289

Est. 1970

REPORT OF ANALYSIS

Chris Kramer
SLR International Corp. - West Linn
1800 Blankenship Road, Suite 440
West Linn, OR 97068

October 29, 2009

Date Received : October 14, 2009
Description : Nord Door Project - Everett, WA
Sample ID : HA-328-1 FT
Collected By : C. Kramer
Collection Date : 10/12/09 13:50

ESC Sample # : L428380-03
Site ID : EVERETT, WA
Project # : 008.0288.00037 T6

Parameter	Dry Result	MDL	RDL	Units	Q	Method	Date	Dil.
Diethyl phthalate	U	0.0068	0.55	mg/kg		8270C	10/26/09	1
Dimethyl phthalate	U	0.0068	0.55	mg/kg	J4	8270C	10/26/09	1
Di-n-octyl phthalate	U	0.023	0.55	mg/kg		8270C	10/26/09	1
Acid Extractables								
4-Chloro-3-methylphenol	U	0.0092	0.55	mg/kg		8270C	10/26/09	1
2-Chlorophenol	U	0.0064	0.55	mg/kg		8270C	10/26/09	1
2,4-Dichlorophenol	U	0.0074	0.55	mg/kg		8270C	10/26/09	1
2,4-Dimethylphenol	U	0.062	0.55	mg/kg	J4	8270C	10/26/09	1
4,6-Dinitro-2-methylphenol	U	0.065	0.55	mg/kg		8270C	10/26/09	1
2,4-Dinitrophenol	U	0.069	0.55	mg/kg	J3	8270C	10/26/09	1
2-Nitrophenol	U	0.012	0.55	mg/kg		8270C	10/26/09	1
4-Nitrophenol	U	0.064	0.55	mg/kg		8270C	10/26/09	1
Pentachlorophenol	U	0.048	0.55	mg/kg	J3	8270C	10/26/09	1
Phenol	U	0.0063	0.55	mg/kg		8270C	10/26/09	1
1,2,4,5-Tetrachlorobenzene	U	0.010	0.55	mg/kg		8270C	10/26/09	1
2,4,5-Trichlorophenol	U	0.0091	0.55	mg/kg		8270C	10/26/09	1
2,4,6-Trichlorophenol	U	0.0089	0.55	mg/kg		8270C	10/26/09	1
Benzo(a)anthracene	0.020	0.0093	0.054	mg/kg	JJ3	8270C	10/26/09	1
Benzo(a)pyrene	0.020	0.0085	0.054	mg/kg	JJ8	8270C	10/26/09	1
Benzo(b)fluoranthene	0.023	0.0098	0.054	mg/kg	JJ8	8270C	10/26/09	1
Benzo(k)fluoranthene	0.016	0.0089	0.054	mg/kg	JJ8	8270C	10/26/09	1
Chrysene	0.021	0.013	0.054	mg/kg	J	8270C	10/26/09	1
Dibenz(a,h)anthracene	U	0.0068	0.054	mg/kg		8270C	10/26/09	1
Indeno(1,2,3-cd)pyrene	U	0.0073	0.054	mg/kg		8270C	10/26/09	1
Acenaphthene	U	0.024	0.054	mg/kg		8270C	10/26/09	1
Anthracene	U	0.0074	0.054	mg/kg		8270C	10/26/09	1
Benzo(g,h,i)perylene	U	0.0090	0.054	mg/kg		8270C	10/26/09	1
Fluoranthene	0.040	0.011	0.054	mg/kg	J	8270C	10/26/09	1
Fluorene	U	0.0078	0.054	mg/kg		8270C	10/26/09	1
Naphthalene	0.043	0.0072	0.054	mg/kg	J	8270C	10/26/09	1
Phenanthrene	0.048	0.0085	0.054	mg/kg	J	8270C	10/26/09	1
Pyrene	0.038	0.010	0.054	mg/kg	J	8270C	10/26/09	1
Surrogate Recovery								
Nitrobenzene-d5	56.8			% Rec.		8270C	10/26/09	1
2-Fluorobiphenyl	67.8			% Rec.		8270C	10/26/09	1
p-Terphenyl-d14	78.3			% Rec.		8270C	10/26/09	1
Phenol-d5	60.4			% Rec.		8270C	10/26/09	1
2-Fluorophenol	60.1			% Rec.		8270C	10/26/09	1
2,4,6-Tribromophenol	71.0			% Rec.		8270C	10/26/09	1

Results listed are dry weight basis.

U = ND (Not Detected)

MDL = Minimum Detection Limit = LOD

RDL = Reported Detection Limit = LOQ = PQL = EQL

Note:

This report shall not be reproduced, except in full, without the written approval from ESC.

The reported analytical results relate only to the sample submitted

Reported: 10/29/09 16:20 Printed: 10/29/09 16:21



YOUR LAB OF CHOICE

12065 Lebanon Rd.
Mt. Juliet, TN 37122
(615) 758-5858
1-800-767-5859
Fax (615) 758-5859

Tax I.D. 62-0814289

Est. 1970

REPORT OF ANALYSIS

Chris Kramer
SLR International Corp. - West Linn
1800 Blankenship Road, Suite 440
West Linn, OR 97068

October 29, 2009

Date Received : October 14, 2009
Description : Nord Door Project - Everett, WA
Sample ID : HA-328-2.5 FT
Collected By : C. Kramer
Collection Date : 10/12/09 14:15

ESC Sample # : L428380-04
Site ID : EVERETT, WA
Project # : 008.0288.00037 T6

Parameter	Dry Result	MDL	RDL	Units	Q	Method	Date	Dil.
Total Solids	40.3			%		2540G	10/16/09	1
Gasoline Range Organics-NWTPH	0.084	0.033	0.25	mg/kg	J	NWTPHGX	10/23/09	1
Surrogate Recovery a,a,a-Trifluorotoluene(FID)	89.5			% Rec.		NWTPHGX	10/23/09	1
Volatile Organics								
Acetone	0.14	0.017	0.12	mg/kg		8260B	10/26/09	1
Benzene	U	0.00032	0.0025	mg/kg		8260B	10/26/09	1
Bromochloromethane	U	0.00045	0.0025	mg/kg		8260B	10/26/09	1
Bromodichloromethane	U	0.00039	0.0025	mg/kg		8260B	10/26/09	1
Bromoform	U	0.00058	0.0025	mg/kg		8260B	10/26/09	1
Bromomethane	U	0.0013	0.012	mg/kg		8260B	10/26/09	1
2-Butanone (MEK)	0.015	0.0027	0.025	mg/kg	J	8260B	10/26/09	1
Carbon disulfide	0.0022	0.00034	0.0025	mg/kg	J	8260B	10/26/09	1
Carbon tetrachloride	U	0.00032	0.0025	mg/kg		8260B	10/26/09	1
Chlorobenzene	U	0.00025	0.0025	mg/kg		8260B	10/26/09	1
Chloroethane	U	0.00059	0.012	mg/kg	J4	8260B	10/26/09	1
Chloroform	U	0.00041	0.012	mg/kg		8260B	10/26/09	1
Chloromethane	U	0.00056	0.0025	mg/kg		8260B	10/26/09	1
1,2-Dibromo-3-Chloropropane	U	0.0012	0.012	mg/kg		8260B	10/26/09	1
Chlorodibromomethane	U	0.00023	0.0025	mg/kg		8260B	10/26/09	1
1,2-Dibromoethane	U	0.00032	0.0025	mg/kg		8260B	10/26/09	1
1,2-Dichlorobenzene	U	0.00024	0.0025	mg/kg		8260B	10/26/09	1
1,3-Dichlorobenzene	U	0.00038	0.0025	mg/kg		8260B	10/26/09	1
1,4-Dichlorobenzene	U	0.00022	0.0025	mg/kg		8260B	10/26/09	1
Dichlorodifluoromethane	U	0.00032	0.012	mg/kg		8260B	10/26/09	1
1,1-Dichloroethane	U	0.00026	0.0025	mg/kg		8260B	10/26/09	1
1,2-Dichloroethane	U	0.00053	0.0025	mg/kg		8260B	10/26/09	1
1,1-Dichloroethene	U	0.00074	0.0025	mg/kg		8260B	10/26/09	1
cis-1,2-Dichloroethene	U	0.00072	0.0025	mg/kg		8260B	10/26/09	1
trans-1,2-Dichloroethene	U	0.00068	0.0025	mg/kg		8260B	10/26/09	1
1,2-Dichloropropane	U	0.00075	0.0025	mg/kg		8260B	10/26/09	1
cis-1,3-Dichloropropene	U	0.00026	0.0025	mg/kg		8260B	10/26/09	1
trans-1,3-Dichloropropene	U	0.00036	0.0025	mg/kg		8260B	10/26/09	1
Ethylbenzene	U	0.00023	0.0025	mg/kg		8260B	10/26/09	1
2-Hexanone	U	0.00036	0.0025	mg/kg		8260B	10/26/09	1
Isopropylbenzene	U	0.00021	0.0025	mg/kg		8260B	10/26/09	1
4-Methyl-2-pentanone (MIBK)	U	0.0014	0.025	mg/kg		8260B	10/26/09	1
Methyl tert-butyl ether	U	0.00028	0.0025	mg/kg		8260B	10/26/09	1
Methylene Chloride	0.0040	0.00060	0.012	mg/kg	J	8260B	10/26/09	1
Styrene	U	0.00020	0.0025	mg/kg		8260B	10/26/09	1
1,1,2,2-Tetrachloroethane	U	0.00033	0.0025	mg/kg		8260B	10/26/09	1

Results listed are dry weight basis.
U = ND (Not Detected)
MDL = Minimum Detection Limit = LOD
RDL = Reported Detection Limit = LOQ = PQL = EQL
Note:

This report shall not be reproduced, except in full, without the written approval from ESC.
The reported analytical results relate only to the sample submitted
Reported: 10/29/09 16:20 Printed: 10/29/09 16:21
L428380-04 (V8260) - No more stir bars left to run. Prepped from the soil jar.



YOUR LAB OF CHOICE

12065 Lebanon Rd.
Mt. Juliet, TN 37122
(615) 758-5858
1-800-767-5859
Fax (615) 758-5859

Tax I.D. 62-0814289

Est. 1970

REPORT OF ANALYSIS

Chris Kramer
SLR International Corp. - West Linn
1800 Blankenship Road, Suite 440
West Linn, OR 97068

October 29, 2009

Date Received : October 14, 2009
Description : Nord Door Project - Everett, WA
Sample ID : HA-328-2.5 FT
Collected By : C. Kramer
Collection Date : 10/12/09 14:15

ESC Sample # : L428380-04
Site ID : EVERETT, WA
Project # : 008.0288.00037 T6

Parameter	Dry Result	MDL	RDL	Units	Q	Method	Date	Dil.
Tetrachloroethene	U	0.00023	0.0025	mg/kg		8260B	10/26/09	1
Toluene	U	0.0012	0.012	mg/kg		8260B	10/26/09	1
1,1,2-Trichloro-1,2,2-trifluoro	U	0.00025	0.0025	mg/kg		8260B	10/26/09	1
1,2,3-Trichlorobenzene	U	0.00023	0.0025	mg/kg		8260B	10/26/09	1
1,2,4-Trichlorobenzene	U	0.00025	0.0025	mg/kg		8260B	10/26/09	1
1,1,1-Trichloroethane	U	0.00052	0.0025	mg/kg		8260B	10/26/09	1
1,1,2-Trichloroethane	U	0.00046	0.0025	mg/kg		8260B	10/26/09	1
Trichloroethene	U	0.00034	0.0025	mg/kg		8260B	10/26/09	1
Trichlorofluoromethane	U	0.00027	0.012	mg/kg		8260B	10/26/09	1
Vinyl chloride	U	0.00029	0.0025	mg/kg		8260B	10/26/09	1
Xylenes, Total	U	0.00046	0.0074	mg/kg		8260B	10/26/09	1
Cyclohexane	U	0.00033	0.0025	mg/kg		8260B	10/26/09	1
1,4-Dioxane	U	0.033	0.25	mg/kg		8260B	10/26/09	1
Methyl Acetate	U	0.0066	0.050	mg/kg		8260B	10/26/09	1
Methyl Cyclohexane	U	0.00033	0.0025	mg/kg		8260B	10/26/09	1
Surrogate Recovery								
Toluene-d8	105.			% Rec.		8260B	10/26/09	1
Dibromofluoromethane	131.			% Rec.		8260B	10/26/09	1
4-Bromofluorobenzene	79.9			% Rec.		8260B	10/26/09	1
Diesel Range Organics (DRO)	47.	1.3	9.9	mg/kg		NWTPHDX	10/23/09	1
Residual Range Organics (RRO)	150	3.3	25.	mg/kg		NWTPHDX	10/23/09	1
Surrogate Recovery								
o-Terphenyl	113.			% Rec.		NWTPHDX	10/23/09	1
Polynuclear Aromatic Hydrocarbons								
Anthracene	0.022	0.0013	0.015	mg/kg		8270C-SI	10/24/09	1
Acenaphthene	0.024	0.0013	0.015	mg/kg		8270C-SI	10/24/09	1
Acenaphthylene	0.018	0.0011	0.015	mg/kg		8270C-SI	10/24/09	1
Benzo(a)anthracene	0.023	0.00096	0.015	mg/kg		8270C-SI	10/24/09	1
Benzo(a)pyrene	0.025	0.00083	0.015	mg/kg	J8	8270C-SI	10/24/09	1
Benzo(b)fluoranthene	0.045	0.0014	0.015	mg/kg	J8	8270C-SI	10/24/09	1
Benzo(g,h,i)perylene	0.015	0.00098	0.015	mg/kg	J8	8270C-SI	10/24/09	1
Benzo(k)fluoranthene	0.012	0.0012	0.015	mg/kg	JJ8	8270C-SI	10/24/09	1
Chrysene	0.027	0.00087	0.015	mg/kg		8270C-SI	10/24/09	1
Dibenz(a,h)anthracene	0.0047	0.00089	0.015	mg/kg	JJ8	8270C-SI	10/24/09	1
Fluoranthene	0.047	0.00081	0.015	mg/kg		8270C-SI	10/24/09	1
Fluorene	0.023	0.0010	0.015	mg/kg		8270C-SI	10/24/09	1
Indeno(1,2,3-cd)pyrene	0.012	0.00088	0.015	mg/kg	JJ8	8270C-SI	10/24/09	1
Naphthalene	0.27	0.0014	0.015	mg/kg		8270C-SI	10/24/09	1
Phenanthrene	0.069	0.00098	0.015	mg/kg		8270C-SI	10/24/09	1
Pyrene	0.077	0.00096	0.015	mg/kg		8270C-SI	10/24/09	1
1-Methylnaphthalene	0.037	0.0015	0.015	mg/kg		8270C-SI	10/24/09	1

Results listed are dry weight basis.

U = ND (Not Detected)

MDL = Minimum Detection Limit = LOD

RDL = Reported Detection Limit = LOQ = PQL = EQL

Note:

This report shall not be reproduced, except in full, without the written approval from ESC.

The reported analytical results relate only to the sample submitted

Reported: 10/29/09 16:20 Printed: 10/29/09 16:21

L428380-04 (V8260) - No more stir bars left to run. Prepped from the soil jar.



YOUR LAB OF CHOICE

12065 Lebanon Rd.
Mt. Juliet, TN 37122
(615) 758-5858
1-800-767-5859
Fax (615) 758-5859

Tax I.D. 62-0814289

Est. 1970

REPORT OF ANALYSIS

Chris Kramer
SLR International Corp. - West Linn
1800 Blankenship Road, Suite 440
West Linn, OR 97068

October 29, 2009

Date Received : October 14, 2009
Description : Nord Door Project - Everett, WA
Sample ID : HA-328-2.5 FT
Collected By : C. Kramer
Collection Date : 10/12/09 14:15

ESC Sample # : L428380-04
Site ID : EVERETT, WA
Project # : 008.0288.00037 T6

Parameter	Dry Result	MDL	RDL	Units	Q	Method	Date	Dil.
2-Methylnaphthalene	0.069	0.0020	0.015	mg/kg		8270C-SI	10/24/09	1
2-Chloronaphthalene	U	0.0010	0.015	mg/kg		8270C-SI	10/24/09	1
Surrogate Recovery								
Nitrobenzene-d5	80.9			% Rec.		8270C-SI	10/24/09	1
2-Fluorobiphenyl	58.0			% Rec.		8270C-SI	10/24/09	1
p-Terphenyl-d14	99.8			% Rec.		8270C-SI	10/24/09	1
Base/Neutral Extractables								
Acenaphthylene	U	0.0087	0.082	mg/kg		8270C	10/26/09	1
Acetophenone	U	0.0065	0.83	mg/kg		8270C	10/26/09	1
Atrazine	U	0.010	0.83	mg/kg		8270C	10/26/09	1
Benzaldehyde	U	0.051	0.83	mg/kg		8270C	10/26/09	1
Biphenyl	U	0.0079	0.83	mg/kg		8270C	10/26/09	1
Bis(2-chlorethoxy)methane	U	0.0077	0.83	mg/kg		8270C	10/26/09	1
Bis(2-chloroethyl)ether	U	0.012	0.83	mg/kg		8270C	10/26/09	1
Bis(2-chloroisopropyl)ether	U	0.0087	0.83	mg/kg		8270C	10/26/09	1
4-Bromophenyl-phenylether	U	0.0092	0.83	mg/kg	J4	8270C	10/26/09	1
2-Chloronaphthalene	U	0.0072	0.082	mg/kg		8270C	10/26/09	1
4-Chlorophenyl-phenylether	U	0.0069	0.83	mg/kg		8270C	10/26/09	1
3,3-Dichlorobenzidine	U	0.038	0.83	mg/kg		8270C	10/26/09	1
2,4-Dinitrotoluene	U	0.010	0.83	mg/kg		8270C	10/26/09	1
2,6-Dinitrotoluene	U	0.0088	0.83	mg/kg		8270C	10/26/09	1
Hexachlorobenzene	U	0.0083	0.83	mg/kg		8270C	10/26/09	1
Hexachloro-1,3-butadiene	U	0.0076	0.83	mg/kg		8270C	10/26/09	1
Hexachlorocyclopentadiene	U	0.037	0.83	mg/kg		8270C	10/26/09	1
Hexachloroethane	U	0.0074	0.83	mg/kg		8270C	10/26/09	1
Isophorone	U	0.0060	0.83	mg/kg		8270C	10/26/09	1
2-Methylnaphthalene	0.040	0.0067	0.082	mg/kg	J	8270C	10/26/09	1
2-Methylphenol	U	0.0076	0.83	mg/kg		8270C	10/26/09	1
3&4-Methyl Phenol	U	0.014	0.83	mg/kg		8270C	10/26/09	1
2-Nitroaniline	U	0.0076	0.83	mg/kg		8270C	10/26/09	1
3-Nitroaniline	U	0.057	0.83	mg/kg		8270C	10/26/09	1
4-Nitroaniline	U	0.012	0.83	mg/kg		8270C	10/26/09	1
Nitrobenzene	U	0.0074	0.83	mg/kg		8270C	10/26/09	1
n-Nitrosodiphenylamine	U	0.0087	0.83	mg/kg		8270C	10/26/09	1
n-Nitrosodi-n-propylamine	U	0.0087	0.83	mg/kg		8270C	10/26/09	1
Benzylbutyl phthalate	U	0.023	0.83	mg/kg		8270C	10/26/09	1
Caprolactam	U	0.021	0.83	mg/kg		8270C	10/26/09	1
Carbazole	U	0.0086	0.83	mg/kg		8270C	10/26/09	1
Bis(2-ethylhexyl)phthalate	U	0.072	0.83	mg/kg		8270C	10/26/09	1
4-Chloroaniline	U	0.051	0.83	mg/kg		8270C	10/26/09	1
Di-n-butyl phthalate	U	0.018	0.83	mg/kg		8270C	10/26/09	1
Dibenzofuran	U	0.0078	0.83	mg/kg		8270C	10/26/09	1

Results listed are dry weight basis.

U = ND (Not Detected)

MDL = Minimum Detection Limit = LOD

RDL = Reported Detection Limit = LOQ = PQL = EQL

Note:

This report shall not be reproduced, except in full, without the written approval from ESC.

The reported analytical results relate only to the sample submitted

Reported: 10/29/09 16:20 Printed: 10/29/09 16:21

L428380-04 (V8260) - No more stir bars left to run. Prepped from the soil jar.



YOUR LAB OF CHOICE

12065 Lebanon Rd.
Mt. Juliet, TN 37122
(615) 758-5858
1-800-767-5859
Fax (615) 758-5859

Tax I.D. 62-0814289

Est. 1970

REPORT OF ANALYSIS

Chris Kramer
SLR International Corp. - West Linn
1800 Blankenship Road, Suite 440
West Linn, OR 97068

October 29, 2009

Date Received : October 14, 2009
Description : Nord Door Project - Everett, WA
Sample ID : HA-328-2.5 FT
Collected By : C. Kramer
Collection Date : 10/12/09 14:15

ESC Sample # : L428380-04
Site ID : EVERETT, WA
Project # : 008.0288.00037 T6

Parameter	Dry Result	MDL	RDL	Units	Q	Method	Date	Dil.
Diethyl phthalate	U	0.0068	0.83	mg/kg		8270C	10/26/09	1
Dimethyl phthalate	U	0.0068	0.83	mg/kg	J4	8270C	10/26/09	1
Di-n-octyl phthalate	U	0.023	0.83	mg/kg		8270C	10/26/09	1
Acid Extractables								
4-Chloro-3-methylphenol	U	0.0092	0.83	mg/kg		8270C	10/26/09	1
2-Chlorophenol	U	0.0064	0.83	mg/kg		8270C	10/26/09	1
2,4-Dichlorophenol	U	0.0074	0.83	mg/kg		8270C	10/26/09	1
2,4-Dimethylphenol	U	0.062	0.83	mg/kg	J4	8270C	10/26/09	1
4,6-Dinitro-2-methylphenol	U	0.065	0.83	mg/kg		8270C	10/26/09	1
2,4-Dinitrophenol	U	0.069	0.83	mg/kg	J3	8270C	10/26/09	1
2-Nitrophenol	U	0.012	0.83	mg/kg		8270C	10/26/09	1
4-Nitrophenol	U	0.064	0.83	mg/kg		8270C	10/26/09	1
Pentachlorophenol	U	0.048	0.83	mg/kg	J3	8270C	10/26/09	1
Phenol	U	0.0063	0.83	mg/kg		8270C	10/26/09	1
1,2,4,5-Tetrachlorobenzene	U	0.010	0.83	mg/kg		8270C	10/26/09	1
2,4,5-Trichlorophenol	U	0.0091	0.83	mg/kg		8270C	10/26/09	1
2,4,6-Trichlorophenol	U	0.0089	0.83	mg/kg		8270C	10/26/09	1
Benzo(a)anthracene	0.025	0.0093	0.082	mg/kg	JJ3	8270C	10/26/09	1
Benzo(a)pyrene	0.11	0.0085	0.082	mg/kg		8270C	10/26/09	1
Benzo(b)fluoranthene	0.087	0.0098	0.082	mg/kg		8270C	10/26/09	1
Benzo(k)fluoranthene	0.030	0.0089	0.082	mg/kg	J	8270C	10/26/09	1
Chrysene	0.042	0.013	0.082	mg/kg	J	8270C	10/26/09	1
Dibenz(a,h)anthracene	U	0.0068	0.082	mg/kg		8270C	10/26/09	1
Indeno(1,2,3-cd)pyrene	0.082	0.0073	0.082	mg/kg	J	8270C	10/26/09	1
Acenaphthene	U	0.024	0.082	mg/kg		8270C	10/26/09	1
Anthracene	0.027	0.0074	0.082	mg/kg	J	8270C	10/26/09	1
Benzo(g,h,i)perylene	0.11	0.0090	0.082	mg/kg		8270C	10/26/09	1
Fluoranthene	0.060	0.011	0.082	mg/kg	J	8270C	10/26/09	1
Fluorene	U	0.0078	0.082	mg/kg		8270C	10/26/09	1
Naphthalene	0.18	0.0072	0.082	mg/kg		8270C	10/26/09	1
Phenanthrene	0.062	0.0085	0.082	mg/kg	J	8270C	10/26/09	1
Pyrene	0.052	0.010	0.082	mg/kg	J	8270C	10/26/09	1
Surrogate Recovery								
Nitrobenzene-d5	46.9			% Rec.		8270C	10/26/09	1
2-Fluorobiphenyl	56.3			% Rec.		8270C	10/26/09	1
p-Terphenyl-d14	63.4			% Rec.		8270C	10/26/09	1
Phenol-d5	49.6			% Rec.		8270C	10/26/09	1
2-Fluorophenol	50.5			% Rec.		8270C	10/26/09	1
2,4,6-Tribromophenol	64.8			% Rec.		8270C	10/26/09	1

Results listed are dry weight basis.

U = ND (Not Detected)

MDL = Minimum Detection Limit = LOD

RDL = Reported Detection Limit = LOQ = PQL = EQL

Note:

This report shall not be reproduced, except in full, without the written approval from ESC.

The reported analytical results relate only to the sample submitted

Reported: 10/29/09 16:20 Printed: 10/29/09 16:21

L428380-04 (V8260) - No more stir bars left to run. Prepped from the soil jar.



YOUR LAB OF CHOICE

12065 Lebanon Rd.
Mt. Juliet, TN 37122
(615) 758-5858
1-800-767-5859
Fax (615) 758-5859

Tax I.D. 62-0814289

Est. 1970

REPORT OF ANALYSIS

Chris Kramer
SLR International Corp. - West Linn
1800 Blankenship Road, Suite 440
West Linn, OR 97068

October 29, 2009

Date Received : October 14, 2009
Description : Nord Door Project - Everett, WA
Sample ID : HA-329-1 FT
Collected By : C. Kramer
Collection Date : 10/12/09 14:50

ESC Sample # : L428380-05

Site ID : EVERETT, WA

Project # : 008.0288.00037 T6

Parameter	Dry Result	MDL	RDL	Units	Q	Method	Date	Dil.
Total Solids	38.0			%		2540G	10/16/09	1
Gasoline Range Organics-NWTPH Surrogate Recovery	22.	2.5	20.	mg/kg		NWTPHGX	10/23/09	77
a,a,a-Trifluorotoluene(FID)	93.9			% Rec.		NWTPHGX	10/23/09	77
Volatile Organics								
Acetone	0.12	0.017	0.13	mg/kg	J	8260B	10/24/09	1
Benzene	0.0026	0.00032	0.0026	mg/kg	J	8260B	10/24/09	1
Bromochloromethane	U	0.00045	0.0026	mg/kg		8260B	10/24/09	1
Bromodichloromethane	U	0.00039	0.0026	mg/kg		8260B	10/24/09	1
Bromoform	U	0.00058	0.0026	mg/kg		8260B	10/24/09	1
Bromomethane	U	0.0013	0.013	mg/kg		8260B	10/24/09	1
2-Butanone (MEK)	0.011	0.0027	0.026	mg/kg	J	8260B	10/24/09	1
Carbon disulfide	0.0084	0.00034	0.0026	mg/kg		8260B	10/24/09	1
Carbon tetrachloride	U	0.00032	0.0026	mg/kg		8260B	10/24/09	1
Chlorobenzene	U	0.00025	0.0026	mg/kg		8260B	10/24/09	1
Chloroethane	U	0.00059	0.013	mg/kg		8260B	10/24/09	1
Chloroform	U	0.00041	0.013	mg/kg		8260B	10/24/09	1
Chloromethane	U	0.00056	0.0026	mg/kg		8260B	10/24/09	1
1,2-Dibromo-3-Chloropropane	U	0.0012	0.013	mg/kg		8260B	10/24/09	1
Chlorodibromomethane	U	0.00023	0.0026	mg/kg		8260B	10/24/09	1
1,2-Dibromoethane	U	0.00032	0.0026	mg/kg		8260B	10/24/09	1
1,2-Dichlorobenzene	U	0.00024	0.0026	mg/kg		8260B	10/24/09	1
1,3-Dichlorobenzene	U	0.00038	0.0026	mg/kg		8260B	10/24/09	1
1,4-Dichlorobenzene	U	0.00022	0.0026	mg/kg		8260B	10/24/09	1
Dichlorodifluoromethane	U	0.00032	0.013	mg/kg		8260B	10/24/09	1
1,1-Dichloroethane	U	0.00026	0.0026	mg/kg		8260B	10/24/09	1
1,2-Dichloroethane	U	0.00053	0.0026	mg/kg		8260B	10/24/09	1
1,1-Dichloroethene	U	0.00074	0.0026	mg/kg		8260B	10/24/09	1
cis-1,2-Dichloroethene	U	0.00072	0.0026	mg/kg		8260B	10/24/09	1
trans-1,2-Dichloroethene	U	0.00068	0.0026	mg/kg		8260B	10/24/09	1
1,2-Dichloropropane	U	0.00075	0.0026	mg/kg		8260B	10/24/09	1
cis-1,3-Dichloropropene	U	0.00026	0.0026	mg/kg		8260B	10/24/09	1
trans-1,3-Dichloropropene	U	0.00036	0.0026	mg/kg		8260B	10/24/09	1
Ethylbenzene	0.018	0.00023	0.0026	mg/kg		8260B	10/24/09	1
2-Hexanone	U	0.00036	0.0026	mg/kg		8260B	10/24/09	1
Isopropylbenzene	0.0050	0.00021	0.0026	mg/kg		8260B	10/24/09	1
4-Methyl-2-pentanone (MIBK)	U	0.0014	0.026	mg/kg		8260B	10/24/09	1
Methyl tert-butyl ether	U	0.00028	0.0026	mg/kg		8260B	10/24/09	1
Methylene Chloride	U	0.00060	0.013	mg/kg		8260B	10/24/09	1
Styrene	U	0.00020	0.0026	mg/kg		8260B	10/24/09	1
1,1,2,2-Tetrachloroethane	U	0.00033	0.0026	mg/kg		8260B	10/24/09	1

Results listed are dry weight basis.

U = ND (Not Detected)

MDL = Minimum Detection Limit = LOD

RDL = Reported Detection Limit = LOQ = PQL = EQL

Note:

This report shall not be reproduced, except in full, without the written approval from ESC.

The reported analytical results relate only to the sample submitted

Reported: 10/29/09 16:20 Printed: 10/29/09 16:21



YOUR LAB OF CHOICE

12065 Lebanon Rd.
Mt. Juliet, TN 37122
(615) 758-5858
1-800-767-5859
Fax (615) 758-5859

Tax I.D. 62-0814289

Est. 1970

REPORT OF ANALYSIS

Chris Kramer
SLR International Corp. - West Linn
1800 Blankenship Road, Suite 440
West Linn, OR 97068

October 29, 2009

Date Received : October 14, 2009
Description : Nord Door Project - Everett, WA
Sample ID : HA-329-1 FT
Collected By : C. Kramer
Collection Date : 10/12/09 14:50

ESC Sample # : L428380-05

Site ID : EVERETT, WA

Project # : 008.0288.00037 T6

Parameter	Dry Result	MDL	RDL	Units	Q	Method	Date	Dil.
Tetrachloroethene	U	0.00023	0.0026	mg/kg		8260B	10/24/09	1
Toluene	0.0042	0.0012	0.013	mg/kg	J	8260B	10/24/09	1
1,1,2-Trichloro-1,2,2-trifluoro	U	0.00025	0.0026	mg/kg		8260B	10/24/09	1
1,2,3-Trichlorobenzene	U	0.00023	0.0026	mg/kg		8260B	10/24/09	1
1,2,4-Trichlorobenzene	U	0.00025	0.0026	mg/kg		8260B	10/24/09	1
1,1,1-Trichloroethane	U	0.00052	0.0026	mg/kg		8260B	10/24/09	1
1,1,2-Trichloroethane	U	0.00046	0.0026	mg/kg		8260B	10/24/09	1
Trichloroethene	U	0.00034	0.0026	mg/kg		8260B	10/24/09	1
Trichlorofluoromethane	U	0.00027	0.013	mg/kg		8260B	10/24/09	1
Vinyl chloride	U	0.00029	0.0026	mg/kg		8260B	10/24/09	1
Xylenes, Total	0.024	0.00046	0.0079	mg/kg		8260B	10/24/09	1
Cyclohexane	U	0.00033	0.0026	mg/kg		8260B	10/24/09	1
1,4-Dioxane	U	0.033	0.26	mg/kg		8260B	10/24/09	1
Methyl Acetate	U	0.0066	0.053	mg/kg		8260B	10/24/09	1
Methyl Cyclohexane	U	0.00033	0.0026	mg/kg		8260B	10/24/09	1
Surrogate Recovery								
Toluene-d8	98.2			% Rec.		8260B	10/24/09	1
Dibromofluoromethane	95.9			% Rec.		8260B	10/24/09	1
4-Bromofluorobenzene	96.1			% Rec.		8260B	10/24/09	1
Diesel Range Organics (DRO)	790	6.6	53.	mg/kg		NWTPHDX	10/23/09	5
Residual Range Organics (RRO)	1600	16.	130	mg/kg		NWTPHDX	10/23/09	5
Surrogate Recovery								
o-Terphenyl	116.			% Rec.		NWTPHDX	10/23/09	5
Polynuclear Aromatic Hydrocarbons								
Anthracene	26.	0.13	1.6	mg/kg		8270C-SI	10/28/09	100
Acenaphthene	66.	0.13	1.6	mg/kg		8270C-SI	10/28/09	100
Acenaphthylene	7.1	0.11	1.6	mg/kg		8270C-SI	10/28/09	100
Benzo(a)anthracene	66.	0.096	1.6	mg/kg		8270C-SI	10/28/09	100
Benzo(a)pyrene	87.	0.42	7.9	mg/kg		8270C-SI	10/28/09	500
Benzo(b)fluoranthene	100	0.72	7.9	mg/kg		8270C-SI	10/28/09	500
Benzo(g,h,i)perylene	34.	0.098	1.6	mg/kg		8270C-SI	10/28/09	100
Benzo(k)fluoranthene	42.	0.12	1.6	mg/kg		8270C-SI	10/28/09	100
Chrysene	110	0.44	7.9	mg/kg		8270C-SI	10/28/09	500
Dibenz(a,h)anthracene	16.	0.089	1.6	mg/kg		8270C-SI	10/28/09	100
Fluoranthene	37.	0.081	1.6	mg/kg		8270C-SI	10/28/09	100
Fluorene	37.	0.10	1.6	mg/kg		8270C-SI	10/28/09	100
Indeno(1,2,3-cd)pyrene	34.	0.088	1.6	mg/kg		8270C-SI	10/28/09	100
Naphthalene	37.	0.14	1.6	mg/kg		8270C-SI	10/28/09	100
Phenanthrene	63.	0.098	1.6	mg/kg		8270C-SI	10/28/09	100
Pyrene	34.	0.096	1.6	mg/kg		8270C-SI	10/28/09	100
1-Methylnaphthalene	21.	0.15	1.6	mg/kg		8270C-SI	10/28/09	100

Results listed are dry weight basis.

U = ND (Not Detected)

MDL = Minimum Detection Limit = LOD

RDL = Reported Detection Limit = LOQ = PQL = EQL

Note:

This report shall not be reproduced, except in full, without the written approval from ESC.

The reported analytical results relate only to the sample submitted

Reported: 10/29/09 16:20 Printed: 10/29/09 16:21



YOUR LAB OF CHOICE

12065 Lebanon Rd.
Mt. Juliet, TN 37122
(615) 758-5858
1-800-767-5859
Fax (615) 758-5859

Tax I.D. 62-0814289

Est. 1970

REPORT OF ANALYSIS

Chris Kramer
SLR International Corp. - West Linn
1800 Blankenship Road, Suite 440
West Linn, OR 97068

October 29, 2009

Date Received : October 14, 2009
Description : Nord Door Project - Everett, WA
Sample ID : HA-329-1 FT
Collected By : C. Kramer
Collection Date : 10/12/09 14:50

ESC Sample # : L428380-05
Site ID : EVERETT, WA
Project # : 008.0288.00037 T6

Parameter	Dry Result	MDL	RDL	Units	Q	Method	Date	Dil.
2-Methylnaphthalene	7.1	0.20	1.6	mg/kg		8270C-SI	10/28/09	100
2-Chloronaphthalene	U	0.10	1.6	mg/kg		8270C-SI	10/28/09	100
Surrogate Recovery								
Nitrobenzene-d5	0.00			% Rec.	J7	8270C-SI	10/28/09	100
2-Fluorobiphenyl	0.00			% Rec.	J7	8270C-SI	10/28/09	100
p-Terphenyl-d14	0.00			% Rec.	J7	8270C-SI	10/28/09	100
Base/Neutral Extractables								
Acenaphthylene	0.66	0.0087	0.087	mg/kg		8270C	10/26/09	1
Acetophenone	U	0.0065	0.88	mg/kg		8270C	10/26/09	1
Atrazine	U	0.010	0.88	mg/kg		8270C	10/26/09	1
Benzaldehyde	U	0.051	0.88	mg/kg		8270C	10/26/09	1
Biphenyl	0.79	0.0079	0.88	mg/kg	J	8270C	10/26/09	1
Bis(2-chlorethoxy)methane	U	0.0077	0.88	mg/kg		8270C	10/26/09	1
Bis(2-chloroethyl)ether	U	0.012	0.88	mg/kg		8270C	10/26/09	1
Bis(2-chloroisopropyl)ether	U	0.0087	0.88	mg/kg		8270C	10/26/09	1
4-Bromophenyl-phenylether	U	0.0092	0.88	mg/kg	J4	8270C	10/26/09	1
2-Chloronaphthalene	U	0.0072	0.087	mg/kg		8270C	10/26/09	1
4-Chlorophenyl-phenylether	U	0.0069	0.88	mg/kg		8270C	10/26/09	1
3,3-Dichlorobenzidine	U	0.76	18.	mg/kg		8270C	10/27/09	20
2,4-Dinitrotoluene	U	0.010	0.88	mg/kg		8270C	10/26/09	1
2,6-Dinitrotoluene	U	0.0088	0.88	mg/kg		8270C	10/26/09	1
Hexachlorobenzene	U	0.0083	0.88	mg/kg		8270C	10/26/09	1
Hexachloro-1,3-butadiene	U	0.0076	0.88	mg/kg		8270C	10/26/09	1
Hexachlorocyclopentadiene	U	0.037	0.88	mg/kg		8270C	10/26/09	1
Hexachloroethane	U	0.0074	0.88	mg/kg		8270C	10/26/09	1
Isophorone	U	0.0060	0.88	mg/kg		8270C	10/26/09	1
2-Methylnaphthalene	3.4	0.0067	0.087	mg/kg		8270C	10/26/09	1
2-Methylphenol	U	0.0076	0.88	mg/kg		8270C	10/26/09	1
3&4-Methyl Phenol	U	0.014	0.88	mg/kg		8270C	10/26/09	1
2-Nitroaniline	U	0.0076	0.88	mg/kg		8270C	10/26/09	1
3-Nitroaniline	U	0.057	0.88	mg/kg		8270C	10/26/09	1
4-Nitroaniline	U	0.012	0.88	mg/kg		8270C	10/26/09	1
Nitrobenzene	U	0.0074	0.88	mg/kg		8270C	10/26/09	1
n-Nitrosodiphenylamine	U	0.0087	0.88	mg/kg		8270C	10/26/09	1
n-Nitrosodi-n-propylamine	U	0.0087	0.88	mg/kg		8270C	10/26/09	1
Benzylbutyl phthalate	U	0.45	18.	mg/kg		8270C	10/27/09	20
Caprolactam	U	0.021	0.88	mg/kg		8270C	10/26/09	1
Carbazole	10.	0.17	18.	mg/kg	J	8270C	10/27/09	20
Bis(2-ethylhexyl)phthalate	U	1.4	18.	mg/kg		8270C	10/27/09	20
4-Chloroaniline	U	0.051	0.88	mg/kg		8270C	10/26/09	1
Di-n-butyl phthalate	U	0.018	0.88	mg/kg		8270C	10/26/09	1
Dibenzofuran	15.	0.16	18.	mg/kg	J	8270C	10/27/09	20

Results listed are dry weight basis.

U = ND (Not Detected)

MDL = Minimum Detection Limit = LOD

RDL = Reported Detection Limit = LOQ = PQL = EQL

Note:

This report shall not be reproduced, except in full, without the written approval from ESC.

The reported analytical results relate only to the sample submitted

Reported: 10/29/09 16:20 Printed: 10/29/09 16:21



YOUR LAB OF CHOICE

12065 Lebanon Rd.
Mt. Juliet, TN 37122
(615) 758-5858
1-800-767-5859
Fax (615) 758-5859

Tax I.D. 62-0814289

Est. 1970

REPORT OF ANALYSIS

October 29, 2009

Chris Kramer
SLR International Corp. - West Linn
1800 Blankenship Road, Suite 440
West Linn, OR 97068

ESC Sample # : L428380-05

Date Received : October 14, 2009
Description : Nord Door Project - Everett, WA

Site ID : EVERETT, WA

Sample ID : HA-329-1 FT

Project # : 008.0288.00037 T6

Collected By : C. Kramer
Collection Date : 10/12/09 14:50

Parameter	Dry Result	MDL	RDL	Units	Q	Method	Date	Dil.
Diethyl phthalate	U	0.0068	0.88	mg/kg		8270C	10/26/09	1
Dimethyl phthalate	U	0.0068	0.88	mg/kg	J4	8270C	10/26/09	1
Di-n-octyl phthalate	U	0.46	18.	mg/kg		8270C	10/27/09	20
Acid Extractables								
4-Chloro-3-methylphenol	U	0.0092	0.88	mg/kg		8270C	10/26/09	1
2-Chlorophenol	U	0.0064	0.88	mg/kg		8270C	10/26/09	1
2,4-Dichlorophenol	U	0.0074	0.88	mg/kg		8270C	10/26/09	1
2,4-Dimethylphenol	0.18	0.062	0.88	mg/kg	JJ4	8270C	10/26/09	1
4,6-Dinitro-2-methylphenol	U	0.065	0.88	mg/kg		8270C	10/26/09	1
2,4-Dinitrophenol	U	0.069	0.88	mg/kg	J3	8270C	10/26/09	1
2-Nitrophenol	U	0.012	0.88	mg/kg		8270C	10/26/09	1
4-Nitrophenol	U	0.064	0.88	mg/kg		8270C	10/26/09	1
Pentachlorophenol	U	0.048	0.88	mg/kg	J3	8270C	10/26/09	1
Phenol	U	0.0063	0.88	mg/kg		8270C	10/26/09	1
1,2,4,5-Tetrachlorobenzene	U	0.010	0.88	mg/kg		8270C	10/26/09	1
2,4,5-Trichlorophenol	U	0.0091	0.88	mg/kg		8270C	10/26/09	1
2,4,6-Trichlorophenol	U	0.0089	0.88	mg/kg		8270C	10/26/09	1
Benzo(a)anthracene	39.	0.18	1.7	mg/kg	J3J8	8270C	10/27/09	20
Benzo(a)pyrene	60.	0.17	1.7	mg/kg	V3	8270C	10/27/09	20
Benzo(b)fluoranthene	97.	0.20	1.7	mg/kg	V3	8270C	10/27/09	20
Benzo(k)fluoranthene	26.	0.18	1.7	mg/kg	V3	8270C	10/27/09	20
Chrysene	92.	0.26	1.7	mg/kg	J8	8270C	10/27/09	20
Dibenz(a,h)anthracene	9.2	0.14	1.7	mg/kg	V3	8270C	10/27/09	20
Indeno(1,2,3-cd)pyrene	23.	0.14	1.7	mg/kg	V3	8270C	10/27/09	20
Acenaphthene	37.	0.47	1.7	mg/kg		8270C	10/27/09	20
Anthracene	15.	0.15	1.7	mg/kg		8270C	10/27/09	20
Benzo(g,h,i)perylene	22.	0.18	1.7	mg/kg	V3	8270C	10/27/09	20
Fluoranthene	47.	0.23	1.7	mg/kg		8270C	10/27/09	20
Fluorene	19.	0.16	1.7	mg/kg		8270C	10/27/09	20
Naphthalene	26.	0.14	1.7	mg/kg		8270C	10/27/09	20
Phenanthrene	45.	0.17	1.7	mg/kg		8270C	10/27/09	20
Pyrene	76.	0.21	1.7	mg/kg	J8	8270C	10/27/09	20
Surrogate Recovery								
Nitrobenzene-d5	41.0			% Rec.		8270C	10/26/09	1
2-Fluorobiphenyl	49.3			% Rec.		8270C	10/26/09	1
p-Terphenyl-d14	0.00			% Rec.	J7	8270C	10/27/09	20
Phenol-d5	44.1			% Rec.		8270C	10/26/09	1
2-Fluorophenol	40.0			% Rec.		8270C	10/26/09	1
2,4,6-Tribromophenol	74.9			% Rec.		8270C	10/26/09	1

Results listed are dry weight basis.

U = ND (Not Detected)

MDL = Minimum Detection Limit = LOD

RDL = Reported Detection Limit = LOQ = PQL = EQL

Note:

This report shall not be reproduced, except in full, without the written approval from ESC.

The reported analytical results relate only to the sample submitted

Reported: 10/29/09 16:20 Printed: 10/29/09 16:21



YOUR LAB OF CHOICE

12065 Lebanon Rd.
Mt. Juliet, TN 37122
(615) 758-5858
1-800-767-5859
Fax (615) 758-5859

Tax I.D. 62-0814289

Est. 1970

REPORT OF ANALYSIS

Chris Kramer
SLR International Corp. - West Linn
1800 Blankenship Road, Suite 440
West Linn, OR 97068

October 29, 2009

Date Received : October 14, 2009
Description : Nord Door Project - Everett, WA
Sample ID : HA-330-1 FT
Collected By : C. Kramer
Collection Date : 10/13/09 07:45

ESC Sample # : L428380-06

Site ID : EVERETT, WA

Project # : 008.0288.00037 T6

Parameter	Dry Result	MDL	RDL	Units	Q	Method	Date	Dil.
Total Solids	26.3			%		2540G	10/16/09	1
Gasoline Range Organics-NWTPH	0.19	0.048	0.56	mg/kg	J	NWTPHGX	10/23/09	1.47
Surrogate Recovery a,a,a-Trifluorotoluene(FID)	90.7			% Rec.		NWTPHGX	10/23/09	1.47
Volatile Organics								
Acetone	U	0.017	0.19	mg/kg		8260B	10/25/09	1
Benzene	U	0.00032	0.0038	mg/kg		8260B	10/25/09	1
Bromochloromethane	U	0.00045	0.0038	mg/kg		8260B	10/25/09	1
Bromodichloromethane	U	0.00039	0.0038	mg/kg	J4	8260B	10/25/09	1
Bromoform	U	0.00058	0.0038	mg/kg		8260B	10/25/09	1
Bromomethane	U	0.0013	0.019	mg/kg		8260B	10/25/09	1
2-Butanone (MEK)	U	0.0027	0.038	mg/kg		8260B	10/25/09	1
Carbon disulfide	0.0023	0.00034	0.0038	mg/kg	J	8260B	10/25/09	1
Carbon tetrachloride	U	0.00032	0.0038	mg/kg		8260B	10/25/09	1
Chlorobenzene	U	0.00025	0.0038	mg/kg		8260B	10/25/09	1
Chloroethane	U	0.00059	0.019	mg/kg		8260B	10/25/09	1
Chloroform	U	0.00041	0.019	mg/kg		8260B	10/25/09	1
Chloromethane	U	0.00056	0.0038	mg/kg		8260B	10/25/09	1
1,2-Dibromo-3-Chloropropane	U	0.0012	0.019	mg/kg		8260B	10/25/09	1
Chlorodibromomethane	U	0.00023	0.0038	mg/kg		8260B	10/25/09	1
1,2-Dibromoethane	U	0.00032	0.0038	mg/kg		8260B	10/25/09	1
1,2-Dichlorobenzene	U	0.00024	0.0038	mg/kg		8260B	10/25/09	1
1,3-Dichlorobenzene	U	0.00038	0.0038	mg/kg		8260B	10/25/09	1
1,4-Dichlorobenzene	U	0.00022	0.0038	mg/kg		8260B	10/25/09	1
Dichlorodifluoromethane	U	0.00032	0.019	mg/kg		8260B	10/25/09	1
1,1-Dichloroethane	U	0.00026	0.0038	mg/kg		8260B	10/25/09	1
1,2-Dichloroethane	U	0.00053	0.0038	mg/kg		8260B	10/25/09	1
1,1-Dichloroethene	U	0.00074	0.0038	mg/kg		8260B	10/25/09	1
cis-1,2-Dichloroethene	U	0.00072	0.0038	mg/kg		8260B	10/25/09	1
trans-1,2-Dichloroethene	U	0.00068	0.0038	mg/kg		8260B	10/25/09	1
1,2-Dichloropropane	U	0.00075	0.0038	mg/kg		8260B	10/25/09	1
cis-1,3-Dichloropropene	U	0.00026	0.0038	mg/kg		8260B	10/25/09	1
trans-1,3-Dichloropropene	U	0.00036	0.0038	mg/kg		8260B	10/25/09	1
Ethylbenzene	U	0.00023	0.0038	mg/kg		8260B	10/25/09	1
2-Hexanone	U	0.00036	0.0038	mg/kg		8260B	10/25/09	1
Isopropylbenzene	U	0.00021	0.0038	mg/kg		8260B	10/25/09	1
4-Methyl-2-pentanone (MIBK)	U	0.0014	0.038	mg/kg		8260B	10/25/09	1
Methyl tert-butyl ether	U	0.00028	0.0038	mg/kg		8260B	10/25/09	1
Methylene Chloride	U	0.00060	0.019	mg/kg		8260B	10/25/09	1
Styrene	U	0.00020	0.0038	mg/kg		8260B	10/25/09	1
1,1,2,2-Tetrachloroethane	U	0.00033	0.0038	mg/kg		8260B	10/25/09	1

Results listed are dry weight basis.

U = ND (Not Detected)

MDL = Minimum Detection Limit = LOD

RDL = Reported Detection Limit = LOQ = PQL = EQL

Note:

This report shall not be reproduced, except in full, without the written approval from ESC.

The reported analytical results relate only to the sample submitted

Reported: 10/29/09 16:20 Printed: 10/29/09 16:21



YOUR LAB OF CHOICE

12065 Lebanon Rd.
Mt. Juliet, TN 37122
(615) 758-5858
1-800-767-5859
Fax (615) 758-5859

Tax I.D. 62-0814289

Est. 1970

REPORT OF ANALYSIS

Chris Kramer
SLR International Corp. - West Linn
1800 Blankenship Road, Suite 440
West Linn, OR 97068

October 29, 2009

Date Received : October 14, 2009
Description : Nord Door Project - Everett, WA
Sample ID : HA-330-1 FT
Collected By : C. Kramer
Collection Date : 10/13/09 07:45

ESC Sample # : L428380-06
Site ID : EVERETT, WA
Project # : 008.0288.00037 T6

Parameter	Dry Result	MDL	RDL	Units	Q	Method	Date	Dil.
Tetrachloroethene	U	0.00023	0.0038	mg/kg		8260B	10/25/09	1
Toluene	U	0.0012	0.019	mg/kg		8260B	10/25/09	1
1,1,2-Trichloro-1,2,2-trifluoro	U	0.00025	0.0038	mg/kg		8260B	10/25/09	1
1,2,3-Trichlorobenzene	U	0.00023	0.0038	mg/kg		8260B	10/25/09	1
1,2,4-Trichlorobenzene	U	0.00025	0.0038	mg/kg		8260B	10/25/09	1
1,1,1-Trichloroethane	U	0.00052	0.0038	mg/kg		8260B	10/25/09	1
1,1,2-Trichloroethane	U	0.00046	0.0038	mg/kg		8260B	10/25/09	1
Trichloroethene	U	0.00034	0.0038	mg/kg		8260B	10/25/09	1
Trichlorofluoromethane	U	0.00027	0.019	mg/kg		8260B	10/25/09	1
Vinyl chloride	U	0.00029	0.0038	mg/kg		8260B	10/25/09	1
Xylenes, Total	U	0.00046	0.011	mg/kg		8260B	10/25/09	1
Cyclohexane	U	0.00033	0.0038	mg/kg		8260B	10/25/09	1
1,4-Dioxane	U	0.033	0.38	mg/kg		8260B	10/25/09	1
Methyl Acetate	U	0.0066	0.076	mg/kg		8260B	10/25/09	1
Methyl Cyclohexane	U	0.00033	0.0038	mg/kg		8260B	10/25/09	1
Surrogate Recovery								
Toluene-d8	103.			% Rec.		8260B	10/25/09	1
Dibromofluoromethane	102.			% Rec.		8260B	10/25/09	1
4-Bromofluorobenzene	98.1			% Rec.		8260B	10/25/09	1
Diesel Range Organics (DRO)	190	1.3	15.	mg/kg		NWTPHDX	10/23/09	1
Residual Range Organics (RRO)	420	3.3	38.	mg/kg		NWTPHDX	10/23/09	1
Surrogate Recovery								
o-Terphenyl	94.9			% Rec.		NWTPHDX	10/23/09	1
Polynuclear Aromatic Hydrocarbons								
Anthracene	0.24	0.0013	0.023	mg/kg		8270C-SI	10/24/09	1
Acenaphthene	0.17	0.0013	0.023	mg/kg		8270C-SI	10/24/09	1
Acenaphthylene	0.22	0.0011	0.023	mg/kg		8270C-SI	10/24/09	1
Benzo(a)anthracene	0.38	0.00096	0.023	mg/kg		8270C-SI	10/24/09	1
Benzo(a)pyrene	0.42	0.00083	0.023	mg/kg	J8	8270C-SI	10/24/09	1
Benzo(b)fluoranthene	1.1	0.0014	0.023	mg/kg	J8	8270C-SI	10/24/09	1
Benzo(g,h,i)perylene	0.20	0.00098	0.023	mg/kg	J8	8270C-SI	10/24/09	1
Benzo(k)fluoranthene	0.36	0.0012	0.023	mg/kg	J8	8270C-SI	10/24/09	1
Chrysene	0.46	0.00087	0.023	mg/kg		8270C-SI	10/24/09	1
Dibenz(a,h)anthracene	0.080	0.00089	0.023	mg/kg	J8	8270C-SI	10/24/09	1
Fluoranthene	0.84	0.00081	0.023	mg/kg		8270C-SI	10/24/09	1
Fluorene	0.12	0.0010	0.023	mg/kg		8270C-SI	10/24/09	1
Indeno(1,2,3-cd)pyrene	0.20	0.00088	0.023	mg/kg	J8	8270C-SI	10/24/09	1
Naphthalene	1.0	0.0014	0.023	mg/kg		8270C-SI	10/24/09	1
Phenanthrene	0.38	0.00098	0.023	mg/kg		8270C-SI	10/24/09	1
Pyrene	1.1	0.00096	0.023	mg/kg		8270C-SI	10/24/09	1
1-Methylnaphthalene	0.099	0.0015	0.023	mg/kg		8270C-SI	10/24/09	1

Results listed are dry weight basis.

U = ND (Not Detected)

MDL = Minimum Detection Limit = LOD

RDL = Reported Detection Limit = LOQ = PQL = EQL

Note:

This report shall not be reproduced, except in full, without the written approval from ESC.

The reported analytical results relate only to the sample submitted

Reported: 10/29/09 16:20 Printed: 10/29/09 16:21



YOUR LAB OF CHOICE

12065 Lebanon Rd.
Mt. Juliet, TN 37122
(615) 758-5858
1-800-767-5859
Fax (615) 758-5859

Tax I.D. 62-0814289

Est. 1970

REPORT OF ANALYSIS

Chris Kramer
SLR International Corp. - West Linn
1800 Blankenship Road, Suite 440
West Linn, OR 97068

October 29, 2009

Date Received : October 14, 2009
Description : Nord Door Project - Everett, WA
Sample ID : HA-330-1 FT
Collected By : C. Kramer
Collection Date : 10/13/09 07:45

ESC Sample # : L428380-06
Site ID : EVERETT, WA
Project # : 008.0288.00037 T6

Parameter	Dry Result	MDL	RDL	Units	Q	Method	Date	Dil.
2-Methylnaphthalene	0.17	0.0020	0.023	mg/kg		8270C-SI	10/24/09	1
2-Chloronaphthalene	0.0068	0.0010	0.023	mg/kg	J	8270C-SI	10/24/09	1
Surrogate Recovery								
Nitrobenzene-d5	65.3			% Rec.		8270C-SI	10/24/09	1
2-Fluorobiphenyl	43.3			% Rec.		8270C-SI	10/24/09	1
p-Terphenyl-d14	74.9			% Rec.		8270C-SI	10/24/09	1
Base/Neutral Extractables								
Acenaphthylene	0.14	0.0087	0.12	mg/kg		8270C	10/26/09	1
Acetophenone	U	0.0065	1.3	mg/kg		8270C	10/26/09	1
Atrazine	U	0.010	1.3	mg/kg		8270C	10/26/09	1
Benzaldehyde	U	0.051	1.3	mg/kg		8270C	10/26/09	1
Biphenyl	U	0.0079	1.3	mg/kg		8270C	10/26/09	1
Bis(2-chlorethoxy)methane	U	0.0077	1.3	mg/kg		8270C	10/26/09	1
Bis(2-chloroethyl)ether	U	0.012	1.3	mg/kg		8270C	10/26/09	1
Bis(2-chloroisopropyl)ether	0.084	0.0087	1.3	mg/kg	J	8270C	10/26/09	1
4-Bromophenyl-phenylether	U	0.0092	1.3	mg/kg	J4	8270C	10/26/09	1
2-Chloronaphthalene	U	0.0072	0.12	mg/kg		8270C	10/26/09	1
4-Chlorophenyl-phenylether	U	0.0069	1.3	mg/kg		8270C	10/26/09	1
3,3-Dichlorobenzidine	U	0.038	1.3	mg/kg		8270C	10/26/09	1
2,4-Dinitrotoluene	U	0.010	1.3	mg/kg		8270C	10/26/09	1
2,6-Dinitrotoluene	U	0.0088	1.3	mg/kg		8270C	10/26/09	1
Hexachlorobenzene	U	0.0083	1.3	mg/kg		8270C	10/26/09	1
Hexachloro-1,3-butadiene	U	0.0076	1.3	mg/kg		8270C	10/26/09	1
Hexachlorocyclopentadiene	U	0.037	1.3	mg/kg		8270C	10/26/09	1
Hexachloroethane	U	0.0074	1.3	mg/kg		8270C	10/26/09	1
Isophorone	U	0.0060	1.3	mg/kg		8270C	10/26/09	1
2-Methylnaphthalene	0.25	0.0067	0.12	mg/kg		8270C	10/26/09	1
2-Methylphenol	U	0.0076	1.3	mg/kg		8270C	10/26/09	1
3&4-Methyl Phenol	0.21	0.014	1.3	mg/kg	J	8270C	10/26/09	1
2-Nitroaniline	U	0.0076	1.3	mg/kg		8270C	10/26/09	1
3-Nitroaniline	U	0.057	1.3	mg/kg		8270C	10/26/09	1
4-Nitroaniline	U	0.012	1.3	mg/kg		8270C	10/26/09	1
Nitrobenzene	U	0.0074	1.3	mg/kg		8270C	10/26/09	1
n-Nitrosodiphenylamine	U	0.0087	1.3	mg/kg		8270C	10/26/09	1
n-Nitrosodi-n-propylamine	U	0.0087	1.3	mg/kg		8270C	10/26/09	1
Benzylbutyl phthalate	U	0.023	1.3	mg/kg		8270C	10/26/09	1
Caprolactam	U	0.021	1.3	mg/kg		8270C	10/26/09	1
Carbazole	0.13	0.0086	1.3	mg/kg	J	8270C	10/26/09	1
Bis(2-ethylhexyl)phthalate	U	0.072	1.3	mg/kg		8270C	10/26/09	1
4-Chloroaniline	U	0.051	1.3	mg/kg		8270C	10/26/09	1
Di-n-butyl phthalate	U	0.018	1.3	mg/kg		8270C	10/26/09	1
Dibenzofuran	0.18	0.0078	1.3	mg/kg	J	8270C	10/26/09	1

Results listed are dry weight basis.

U = ND (Not Detected)

MDL = Minimum Detection Limit = LOD

RDL = Reported Detection Limit = LOQ = PQL = EQL

Note:

This report shall not be reproduced, except in full, without the written approval from ESC.

The reported analytical results relate only to the sample submitted

Reported: 10/29/09 16:20 Printed: 10/29/09 16:21



YOUR LAB OF CHOICE

12065 Lebanon Rd.
Mt. Juliet, TN 37122
(615) 758-5858
1-800-767-5859
Fax (615) 758-5859

Tax I.D. 62-0814289

Est. 1970

REPORT OF ANALYSIS

Chris Kramer
SLR International Corp. - West Linn
1800 Blankenship Road, Suite 440
West Linn, OR 97068

October 29, 2009

Date Received : October 14, 2009
Description : Nord Door Project - Everett, WA
Sample ID : HA-330-1 FT
Collected By : C. Kramer
Collection Date : 10/13/09 07:45

ESC Sample # : L428380-06
Site ID : EVERETT, WA
Project # : 008.0288.00037 T6

Parameter	Dry Result	MDL	RDL	Units	Q	Method	Date	Dil.
Diethyl phthalate	U	0.0068	1.3	mg/kg		8270C	10/26/09	1
Dimethyl phthalate	U	0.0068	1.3	mg/kg	J4	8270C	10/26/09	1
Di-n-octyl phthalate	U	0.023	1.3	mg/kg		8270C	10/26/09	1
Acid Extractables								
4-Chloro-3-methylphenol	U	0.0092	1.3	mg/kg		8270C	10/26/09	1
2-Chlorophenol	U	0.0064	1.3	mg/kg		8270C	10/26/09	1
2,4-Dichlorophenol	U	0.0074	1.3	mg/kg		8270C	10/26/09	1
2,4-Dimethylphenol	U	0.062	1.3	mg/kg	J4	8270C	10/26/09	1
4,6-Dinitro-2-methylphenol	U	0.065	1.3	mg/kg		8270C	10/26/09	1
2,4-Dinitrophenol	U	0.069	1.3	mg/kg	J3	8270C	10/26/09	1
2-Nitrophenol	U	0.012	1.3	mg/kg		8270C	10/26/09	1
4-Nitrophenol	U	0.064	1.3	mg/kg		8270C	10/26/09	1
Pentachlorophenol	U	0.048	1.3	mg/kg	J3	8270C	10/26/09	1
Phenol	0.087	0.0063	1.3	mg/kg	J	8270C	10/26/09	1
1,2,4,5-Tetrachlorobenzene	U	0.010	1.3	mg/kg		8270C	10/26/09	1
2,4,5-Trichlorophenol	U	0.0091	1.3	mg/kg		8270C	10/26/09	1
2,4,6-Trichlorophenol	U	0.0089	1.3	mg/kg		8270C	10/26/09	1
Benzo(a)anthracene	0.21	0.0093	0.12	mg/kg	J3	8270C	10/26/09	1
Benzo(a)pyrene	0.68	0.0085	0.12	mg/kg	V3	8270C	10/26/09	1
Benzo(b)fluoranthene	1.8	0.0098	0.12	mg/kg	V3	8270C	10/26/09	1
Benzo(k)fluoranthene	0.46	0.0089	0.12	mg/kg	V3	8270C	10/26/09	1
Chrysene	0.46	0.013	0.12	mg/kg		8270C	10/26/09	1
Dibenz(a,h)anthracene	0.21	0.0068	0.12	mg/kg	V3	8270C	10/26/09	1
Indeno(1,2,3-cd)pyrene	0.53	0.0073	0.12	mg/kg	V3	8270C	10/26/09	1
Acenaphthene	0.22	0.024	0.12	mg/kg		8270C	10/26/09	1
Anthracene	0.16	0.0074	0.12	mg/kg		8270C	10/26/09	1
Benzo(g,h,i)perylene	0.80	0.0090	0.12	mg/kg	V3	8270C	10/26/09	1
Fluoranthene	0.42	0.011	0.12	mg/kg		8270C	10/26/09	1
Fluorene	0.11	0.0078	0.12	mg/kg	J	8270C	10/26/09	1
Naphthalene	1.1	0.0072	0.12	mg/kg		8270C	10/26/09	1
Phenanthrene	0.32	0.0085	0.12	mg/kg		8270C	10/26/09	1
Pyrene	0.53	0.010	0.12	mg/kg		8270C	10/26/09	1
Surrogate Recovery								
Nitrobenzene-d5	48.1			% Rec.		8270C	10/26/09	1
2-Fluorobiphenyl	60.0			% Rec.		8270C	10/26/09	1
p-Terphenyl-d14	93.4			% Rec.		8270C	10/26/09	1
Phenol-d5	46.8			% Rec.		8270C	10/26/09	1
2-Fluorophenol	48.5			% Rec.		8270C	10/26/09	1
2,4,6-Tribromophenol	41.2			% Rec.		8270C	10/26/09	1

Results listed are dry weight basis.

U = ND (Not Detected)

MDL = Minimum Detection Limit = LOD

RDL = Reported Detection Limit = LOQ = PQL = EQL

Note:

This report shall not be reproduced, except in full, without the written approval from ESC.

The reported analytical results relate only to the sample submitted

Reported: 10/29/09 16:20 Printed: 10/29/09 16:21



YOUR LAB OF CHOICE

12065 Lebanon Rd.
 Mt. Juliet, TN 37122
 (615) 758-5858
 1-800-767-5859
 Fax (615) 758-5859

Tax I.D. 62-0814289

Est. 1970

REPORT OF ANALYSIS

Chris Kramer
 SLR International Corp. - West Linn
 1800 Blankenship Road, Suite 440
 West Linn, OR 97068

October 29, 2009

Date Received : October 14, 2009
 Description : Nord Door Project - Everett, WA
 Sample ID : HA-331-2 FT
 Collected By : C. Kramer
 Collection Date : 10/13/09 08:20

ESC Sample # : L428380-07
 Site ID : EVERETT, WA
 Project # : 008.0288.00037 T6

Parameter	Dry Result	MDL	RDL	Units	Q	Method	Date	Dil.
Total Solids	77.7			%		2540G	10/16/09	1
Gasoline Range Organics-NWTPH Surrogate Recovery	U	0.033	0.13	mg/kg		NWTPHGX	10/23/09	1
a,a,a-Trifluorotoluene(FID)	90.1			% Rec.		NWTPHGX	10/23/09	1
Volatile Organics								
Acetone	U	0.017	0.064	mg/kg		8260B	10/25/09	1
Benzene	U	0.00032	0.0013	mg/kg		8260B	10/25/09	1
Bromochloromethane	U	0.00045	0.0013	mg/kg		8260B	10/25/09	1
Bromodichloromethane	U	0.00039	0.0013	mg/kg	J4	8260B	10/25/09	1
Bromoform	U	0.00058	0.0013	mg/kg		8260B	10/25/09	1
Bromomethane	U	0.0013	0.0064	mg/kg		8260B	10/25/09	1
2-Butanone (MEK)	U	0.0027	0.013	mg/kg		8260B	10/25/09	1
Carbon disulfide	U	0.00034	0.0013	mg/kg		8260B	10/25/09	1
Carbon tetrachloride	U	0.00032	0.0013	mg/kg		8260B	10/25/09	1
Chlorobenzene	U	0.00025	0.0013	mg/kg		8260B	10/25/09	1
Chloroethane	U	0.00059	0.0064	mg/kg		8260B	10/25/09	1
Chloroform	U	0.00041	0.0064	mg/kg		8260B	10/25/09	1
Chloromethane	U	0.00056	0.0013	mg/kg		8260B	10/25/09	1
1,2-Dibromo-3-Chloropropane	U	0.0012	0.0064	mg/kg		8260B	10/25/09	1
Chlorodibromomethane	U	0.00023	0.0013	mg/kg		8260B	10/25/09	1
1,2-Dibromoethane	U	0.00032	0.0013	mg/kg		8260B	10/25/09	1
1,2-Dichlorobenzene	U	0.00024	0.0013	mg/kg		8260B	10/25/09	1
1,3-Dichlorobenzene	U	0.00038	0.0013	mg/kg		8260B	10/25/09	1
1,4-Dichlorobenzene	U	0.00022	0.0013	mg/kg		8260B	10/25/09	1
Dichlorodifluoromethane	U	0.00032	0.0064	mg/kg		8260B	10/25/09	1
1,1-Dichloroethane	U	0.00026	0.0013	mg/kg		8260B	10/25/09	1
1,2-Dichloroethane	U	0.00053	0.0013	mg/kg		8260B	10/25/09	1
1,1-Dichloroethene	U	0.00074	0.0013	mg/kg		8260B	10/25/09	1
cis-1,2-Dichloroethene	U	0.00072	0.0013	mg/kg		8260B	10/25/09	1
trans-1,2-Dichloroethene	U	0.00068	0.0013	mg/kg		8260B	10/25/09	1
1,2-Dichloropropane	U	0.00075	0.0013	mg/kg		8260B	10/25/09	1
cis-1,3-Dichloropropene	U	0.00026	0.0013	mg/kg		8260B	10/25/09	1
trans-1,3-Dichloropropene	U	0.00036	0.0013	mg/kg		8260B	10/25/09	1
Ethylbenzene	U	0.00023	0.0013	mg/kg		8260B	10/25/09	1
2-Hexanone	U	0.00036	0.0013	mg/kg		8260B	10/25/09	1
Isopropylbenzene	U	0.00021	0.0013	mg/kg		8260B	10/25/09	1
4-Methyl-2-pentanone (MIBK)	U	0.0014	0.013	mg/kg		8260B	10/25/09	1
Methyl tert-butyl ether	U	0.00028	0.0013	mg/kg		8260B	10/25/09	1
Methylene Chloride	0.00081	0.00060	0.0064	mg/kg	J	8260B	10/25/09	1
Styrene	U	0.00020	0.0013	mg/kg		8260B	10/25/09	1
1,1,2,2-Tetrachloroethane	U	0.00033	0.0013	mg/kg		8260B	10/25/09	1

Results listed are dry weight basis.
 U = ND (Not Detected)
 MDL = Minimum Detection Limit = LOD
 RDL = Reported Detection Limit = LOQ = PQL = EQL
 Note:

This report shall not be reproduced, except in full, without the written approval from ESC.
 The reported analytical results relate only to the sample submitted
 Reported: 10/29/09 16:20 Printed: 10/29/09 16:21



YOUR LAB OF CHOICE

12065 Lebanon Rd.
Mt. Juliet, TN 37122
(615) 758-5858
1-800-767-5859
Fax (615) 758-5859

Tax I.D. 62-0814289

Est. 1970

REPORT OF ANALYSIS

Chris Kramer
SLR International Corp. - West Linn
1800 Blankenship Road, Suite 440
West Linn, OR 97068

October 29, 2009

Date Received : October 14, 2009
Description : Nord Door Project - Everett, WA
Sample ID : HA-331-2 FT
Collected By : C. Kramer
Collection Date : 10/13/09 08:20

ESC Sample # : L428380-07
Site ID : EVERETT, WA
Project # : 008.0288.00037 T6

Parameter	Dry Result	MDL	RDL	Units	Q	Method	Date	Dil.
Tetrachloroethene	U	0.00023	0.0013	mg/kg		8260B	10/25/09	1
Toluene	U	0.0012	0.0064	mg/kg		8260B	10/25/09	1
1,1,2-Trichloro-1,2,2-trifluoro	U	0.00025	0.0013	mg/kg		8260B	10/25/09	1
1,2,3-Trichlorobenzene	U	0.00023	0.0013	mg/kg		8260B	10/25/09	1
1,2,4-Trichlorobenzene	U	0.00025	0.0013	mg/kg		8260B	10/25/09	1
1,1,1-Trichloroethane	U	0.00052	0.0013	mg/kg		8260B	10/25/09	1
1,1,2-Trichloroethane	U	0.00046	0.0013	mg/kg		8260B	10/25/09	1
Trichloroethene	U	0.00034	0.0013	mg/kg		8260B	10/25/09	1
Trichlorofluoromethane	U	0.00027	0.0064	mg/kg		8260B	10/25/09	1
Vinyl chloride	U	0.00029	0.0013	mg/kg		8260B	10/25/09	1
Xylenes, Total	U	0.00046	0.0039	mg/kg		8260B	10/25/09	1
Cyclohexane	U	0.00033	0.0013	mg/kg		8260B	10/25/09	1
1,4-Dioxane	U	0.033	0.13	mg/kg		8260B	10/25/09	1
Methyl Acetate	U	0.0066	0.026	mg/kg		8260B	10/25/09	1
Methyl Cyclohexane	U	0.00033	0.0013	mg/kg		8260B	10/25/09	1
Surrogate Recovery								
Toluene-d8	102.			% Rec.		8260B	10/25/09	1
Dibromofluoromethane	98.9			% Rec.		8260B	10/25/09	1
4-Bromofluorobenzene	105.			% Rec.		8260B	10/25/09	1
Diesel Range Organics (DRO)	U	1.3	5.1	mg/kg		NWTPHDX	10/23/09	1
Residual Range Organics (RRO)	7.7	3.3	13.	mg/kg	J	NWTPHDX	10/23/09	1
Surrogate Recovery								
o-Terphenyl	96.4			% Rec.		NWTPHDX	10/23/09	1
Polynuclear Aromatic Hydrocarbons								
Anthracene	0.0076	0.0013	0.0077	mg/kg	J	8270C-SI	10/24/09	1
Acenaphthene	0.0057	0.0013	0.0077	mg/kg	J	8270C-SI	10/24/09	1
Acenaphthylene	0.0067	0.0011	0.0077	mg/kg	J	8270C-SI	10/24/09	1
Benzo(a)anthracene	0.017	0.00096	0.0077	mg/kg		8270C-SI	10/24/09	1
Benzo(a)pyrene	0.023	0.00083	0.0077	mg/kg	J8	8270C-SI	10/24/09	1
Benzo(b)fluoranthene	0.032	0.0014	0.0077	mg/kg	J8	8270C-SI	10/24/09	1
Benzo(g,h,i)perylene	0.0085	0.00098	0.0077	mg/kg	J8	8270C-SI	10/24/09	1
Benzo(k)fluoranthene	0.013	0.0012	0.0077	mg/kg	J8	8270C-SI	10/24/09	1
Chrysene	0.015	0.00087	0.0077	mg/kg		8270C-SI	10/24/09	1
Dibenz(a,h)anthracene	0.0035	0.00089	0.0077	mg/kg	JJ8	8270C-SI	10/24/09	1
Fluoranthene	0.024	0.00081	0.0077	mg/kg		8270C-SI	10/24/09	1
Fluorene	0.0049	0.0010	0.0077	mg/kg	J	8270C-SI	10/24/09	1
Indeno(1,2,3-cd)pyrene	0.0080	0.00088	0.0077	mg/kg	J8	8270C-SI	10/24/09	1
Naphthalene	0.0064	0.0014	0.0077	mg/kg	J	8270C-SI	10/24/09	1
Phenanthrene	0.013	0.00098	0.0077	mg/kg		8270C-SI	10/24/09	1
Pyrene	0.036	0.00096	0.0077	mg/kg		8270C-SI	10/24/09	1
1-Methylnaphthalene	U	0.0015	0.0077	mg/kg		8270C-SI	10/24/09	1

Results listed are dry weight basis.
U = ND (Not Detected)
MDL = Minimum Detection Limit = LOD
RDL = Reported Detection Limit = LOQ = PQL = EQL
Note:

This report shall not be reproduced, except in full, without the written approval from ESC.
The reported analytical results relate only to the sample submitted
Reported: 10/29/09 16:20 Printed: 10/29/09 16:21



YOUR LAB OF CHOICE

12065 Lebanon Rd.
Mt. Juliet, TN 37122
(615) 758-5858
1-800-767-5859
Fax (615) 758-5859

Tax I.D. 62-0814289

Est. 1970

REPORT OF ANALYSIS

Chris Kramer
SLR International Corp. - West Linn
1800 Blankenship Road, Suite 440
West Linn, OR 97068

October 29, 2009

Date Received : October 14, 2009
Description : Nord Door Project - Everett, WA
Sample ID : HA-331-2 FT
Collected By : C. Kramer
Collection Date : 10/13/09 08:20

ESC Sample # : L428380-07
Site ID : EVERETT, WA
Project # : 008.0288.00037 T6

Parameter	Dry Result	MDL	RDL	Units	Q	Method	Date	Dil.
2-Methylnaphthalene	U	0.0020	0.0077	mg/kg		8270C-SI	10/24/09	1
2-Chloronaphthalene	U	0.0010	0.0077	mg/kg		8270C-SI	10/24/09	1
Surrogate Recovery								
Nitrobenzene-d5	64.7			% Rec.		8270C-SI	10/24/09	1
2-Fluorobiphenyl	56.8			% Rec.		8270C-SI	10/24/09	1
p-Terphenyl-d14	101.			% Rec.		8270C-SI	10/24/09	1
Base/Neutral Extractables								
Acenaphthylene	U	0.0087	0.042	mg/kg		8270C	10/26/09	1
Acetophenone	U	0.0065	0.43	mg/kg		8270C	10/26/09	1
Atrazine	U	0.010	0.43	mg/kg		8270C	10/26/09	1
Benzaldehyde	U	0.051	0.43	mg/kg		8270C	10/26/09	1
Biphenyl	U	0.0079	0.43	mg/kg		8270C	10/26/09	1
Bis(2-chlorethoxy)methane	U	0.0077	0.43	mg/kg		8270C	10/26/09	1
Bis(2-chloroethyl)ether	U	0.012	0.43	mg/kg		8270C	10/26/09	1
Bis(2-chloroisopropyl)ether	U	0.0087	0.43	mg/kg		8270C	10/26/09	1
4-Bromophenyl-phenylether	U	0.0092	0.43	mg/kg	J4	8270C	10/26/09	1
2-Chloronaphthalene	U	0.0072	0.042	mg/kg		8270C	10/26/09	1
4-Chlorophenyl-phenylether	U	0.0069	0.43	mg/kg		8270C	10/26/09	1
3,3-Dichlorobenzidine	U	0.038	0.43	mg/kg		8270C	10/26/09	1
2,4-Dinitrotoluene	U	0.010	0.43	mg/kg		8270C	10/26/09	1
2,6-Dinitrotoluene	U	0.0088	0.43	mg/kg		8270C	10/26/09	1
Hexachlorobenzene	U	0.0083	0.43	mg/kg		8270C	10/26/09	1
Hexachloro-1,3-butadiene	U	0.0076	0.43	mg/kg		8270C	10/26/09	1
Hexachlorocyclopentadiene	U	0.037	0.43	mg/kg		8270C	10/26/09	1
Hexachloroethane	U	0.0074	0.43	mg/kg		8270C	10/26/09	1
Isophorone	U	0.0060	0.43	mg/kg		8270C	10/26/09	1
2-Methylnaphthalene	U	0.0067	0.042	mg/kg		8270C	10/26/09	1
2-Methylphenol	U	0.0076	0.43	mg/kg		8270C	10/26/09	1
3&4-Methyl Phenol	U	0.014	0.43	mg/kg		8270C	10/26/09	1
2-Nitroaniline	U	0.0076	0.43	mg/kg		8270C	10/26/09	1
3-Nitroaniline	U	0.057	0.43	mg/kg		8270C	10/26/09	1
4-Nitroaniline	U	0.012	0.43	mg/kg		8270C	10/26/09	1
Nitrobenzene	U	0.0074	0.43	mg/kg		8270C	10/26/09	1
n-Nitrosodiphenylamine	U	0.0087	0.43	mg/kg		8270C	10/26/09	1
n-Nitrosodi-n-propylamine	U	0.0087	0.43	mg/kg		8270C	10/26/09	1
Benzylbutyl phthalate	U	0.023	0.43	mg/kg		8270C	10/26/09	1
Caprolactam	U	0.021	0.43	mg/kg		8270C	10/26/09	1
Carbazole	U	0.0086	0.43	mg/kg		8270C	10/26/09	1
Bis(2-ethylhexyl)phthalate	U	0.072	0.43	mg/kg		8270C	10/26/09	1
4-Chloroaniline	U	0.051	0.43	mg/kg		8270C	10/26/09	1
Di-n-butyl phthalate	U	0.018	0.43	mg/kg		8270C	10/26/09	1
Dibenzofuran	U	0.0078	0.43	mg/kg		8270C	10/26/09	1

Results listed are dry weight basis.

U = ND (Not Detected)

MDL = Minimum Detection Limit = LOD

RDL = Reported Detection Limit = LOQ = PQL = EQL

Note:

This report shall not be reproduced, except in full, without the written approval from ESC.

The reported analytical results relate only to the sample submitted

Reported: 10/29/09 16:20 Printed: 10/29/09 16:21



YOUR LAB OF CHOICE

12065 Lebanon Rd.
Mt. Juliet, TN 37122
(615) 758-5858
1-800-767-5859
Fax (615) 758-5859

Tax I.D. 62-0814289

Est. 1970

REPORT OF ANALYSIS

Chris Kramer
SLR International Corp. - West Linn
1800 Blankenship Road, Suite 440
West Linn, OR 97068

October 29, 2009

Date Received : October 14, 2009
Description : Nord Door Project - Everett, WA
Sample ID : HA-331-2 FT
Collected By : C. Kramer
Collection Date : 10/13/09 08:20

ESC Sample # : L428380-07
Site ID : EVERETT, WA
Project # : 008.0288.00037 T6

Parameter	Dry Result	MDL	RDL	Units	Q	Method	Date	Dil.
Diethyl phthalate	U	0.0068	0.43	mg/kg		8270C	10/26/09	1
Dimethyl phthalate	U	0.0068	0.43	mg/kg	J4	8270C	10/26/09	1
Di-n-octyl phthalate	U	0.023	0.43	mg/kg		8270C	10/26/09	1
Acid Extractables								
4-Chloro-3-methylphenol	U	0.0092	0.43	mg/kg		8270C	10/26/09	1
2-Chlorophenol	U	0.0064	0.43	mg/kg		8270C	10/26/09	1
2,4-Dichlorophenol	U	0.0074	0.43	mg/kg		8270C	10/26/09	1
2,4-Dimethylphenol	U	0.062	0.43	mg/kg	J4	8270C	10/26/09	1
4,6-Dinitro-2-methylphenol	U	0.065	0.43	mg/kg		8270C	10/26/09	1
2,4-Dinitrophenol	U	0.069	0.43	mg/kg	J3	8270C	10/26/09	1
2-Nitrophenol	U	0.012	0.43	mg/kg		8270C	10/26/09	1
4-Nitrophenol	U	0.064	0.43	mg/kg		8270C	10/26/09	1
Pentachlorophenol	U	0.048	0.43	mg/kg	J3	8270C	10/26/09	1
Phenol	U	0.0063	0.43	mg/kg		8270C	10/26/09	1
1,2,4,5-Tetrachlorobenzene	U	0.010	0.43	mg/kg		8270C	10/26/09	1
2,4,5-Trichlorophenol	U	0.0091	0.43	mg/kg		8270C	10/26/09	1
2,4,6-Trichlorophenol	U	0.0089	0.43	mg/kg		8270C	10/26/09	1
Benzo(a)anthracene	0.017	0.0093	0.042	mg/kg	JJ3	8270C	10/26/09	1
Benzo(a)pyrene	0.026	0.0085	0.042	mg/kg	JJ8	8270C	10/26/09	1
Benzo(b)fluoranthene	0.031	0.0098	0.042	mg/kg	JJ8	8270C	10/26/09	1
Benzo(k)fluoranthene	0.017	0.0089	0.042	mg/kg	JJ8	8270C	10/26/09	1
Chrysene	0.019	0.013	0.042	mg/kg	J	8270C	10/26/09	1
Dibenz(a,h)anthracene	U	0.0068	0.042	mg/kg		8270C	10/26/09	1
Indeno(1,2,3-cd)pyrene	U	0.0073	0.042	mg/kg		8270C	10/26/09	1
Acenaphthene	U	0.024	0.042	mg/kg		8270C	10/26/09	1
Anthracene	U	0.0074	0.042	mg/kg		8270C	10/26/09	1
Benzo(g,h,i)perylene	U	0.0090	0.042	mg/kg		8270C	10/26/09	1
Fluoranthene	0.024	0.011	0.042	mg/kg	J	8270C	10/26/09	1
Fluorene	U	0.0078	0.042	mg/kg		8270C	10/26/09	1
Naphthalene	U	0.0072	0.042	mg/kg		8270C	10/26/09	1
Phenanthrene	U	0.0085	0.042	mg/kg		8270C	10/26/09	1
Pyrene	0.024	0.010	0.042	mg/kg	J	8270C	10/26/09	1
Surrogate Recovery								
Nitrobenzene-d5	59.1			% Rec.		8270C	10/26/09	1
2-Fluorobiphenyl	76.0			% Rec.		8270C	10/26/09	1
p-Terphenyl-d14	104.			% Rec.		8270C	10/26/09	1
Phenol-d5	63.9			% Rec.		8270C	10/26/09	1
2-Fluorophenol	62.9			% Rec.		8270C	10/26/09	1
2,4,6-Tribromophenol	94.6			% Rec.		8270C	10/26/09	1

Results listed are dry weight basis.

U = ND (Not Detected)

MDL = Minimum Detection Limit = LOD

RDL = Reported Detection Limit = LOQ = PQL = EQL

Note:

This report shall not be reproduced, except in full, without the written approval from ESC.

The reported analytical results relate only to the sample submitted

Reported: 10/29/09 16:20 Printed: 10/29/09 16:21



YOUR LAB OF CHOICE

12065 Lebanon Rd.
Mt. Juliet, TN 37122
(615) 758-5858
1-800-767-5859
Fax (615) 758-5859

Tax I.D. 62-0814289

Est. 1970

REPORT OF ANALYSIS

Chris Kramer
SLR International Corp. - West Linn
1800 Blankenship Road, Suite 440
West Linn, OR 97068

October 29, 2009

Date Received : October 14, 2009
Description : Nord Door Project - Everett, WA
Sample ID : HA-332-1 FT
Collected By : C. Kramer
Collection Date : 10/13/09 08:50

ESC Sample # : L428380-08

Site ID : EVERETT, WA

Project # : 008.0288.00037 T6

Parameter	Dry Result	MDL	RDL	Units	Q	Method	Date	Dil.
Total Solids	25.6			%		2540G	10/16/09	1
Gasoline Range Organics-NWTPH	0.27	0.048	0.57	mg/kg	J	NWTPHGX	10/24/09	1.47
Surrogate Recovery a,a,a-Trifluorotoluene(FID)	94.4			% Rec.		NWTPHGX	10/24/09	1.47
Volatile Organics								
Acetone	350	17.	200	mg/kg		8260B	10/26/09	1000
Benzene	U	0.00032	0.0039	mg/kg		8260B	10/25/09	1
Bromochloromethane	U	0.00045	0.0039	mg/kg		8260B	10/25/09	1
Bromodichloromethane	U	0.00039	0.0039	mg/kg	J4	8260B	10/25/09	1
Bromoform	U	0.00058	0.0039	mg/kg		8260B	10/25/09	1
Bromomethane	U	0.0013	0.020	mg/kg		8260B	10/25/09	1
2-Butanone (MEK)	0.17	0.0027	0.039	mg/kg		8260B	10/25/09	1
Carbon disulfide	U	0.00034	0.0039	mg/kg		8260B	10/25/09	1
Carbon tetrachloride	U	0.00032	0.0039	mg/kg		8260B	10/25/09	1
Chlorobenzene	U	0.00025	0.0039	mg/kg		8260B	10/25/09	1
Chloroethane	U	0.00059	0.020	mg/kg		8260B	10/25/09	1
Chloroform	U	0.00041	0.020	mg/kg		8260B	10/25/09	1
Chloromethane	U	0.00056	0.0039	mg/kg		8260B	10/25/09	1
1,2-Dibromo-3-Chloropropane	U	0.0012	0.020	mg/kg		8260B	10/25/09	1
Chlorodibromomethane	U	0.00023	0.0039	mg/kg		8260B	10/25/09	1
1,2-Dibromoethane	U	0.00032	0.0039	mg/kg		8260B	10/25/09	1
1,2-Dichlorobenzene	U	0.00024	0.0039	mg/kg		8260B	10/25/09	1
1,3-Dichlorobenzene	U	0.00038	0.0039	mg/kg		8260B	10/25/09	1
1,4-Dichlorobenzene	U	0.00022	0.0039	mg/kg		8260B	10/25/09	1
Dichlorodifluoromethane	U	0.00032	0.020	mg/kg		8260B	10/25/09	1
1,1-Dichloroethane	U	0.00026	0.0039	mg/kg		8260B	10/25/09	1
1,2-Dichloroethane	U	0.00053	0.0039	mg/kg		8260B	10/25/09	1
1,1-Dichloroethene	U	0.00074	0.0039	mg/kg		8260B	10/25/09	1
cis-1,2-Dichloroethene	U	0.00072	0.0039	mg/kg		8260B	10/25/09	1
trans-1,2-Dichloroethene	U	0.00068	0.0039	mg/kg		8260B	10/25/09	1
1,2-Dichloropropane	U	0.00075	0.0039	mg/kg		8260B	10/25/09	1
cis-1,3-Dichloropropene	U	0.00026	0.0039	mg/kg		8260B	10/25/09	1
trans-1,3-Dichloropropene	U	0.00036	0.0039	mg/kg		8260B	10/25/09	1
Ethylbenzene	U	0.00023	0.0039	mg/kg		8260B	10/25/09	1
2-Hexanone	U	0.00036	0.0039	mg/kg		8260B	10/25/09	1
Isopropylbenzene	U	0.00021	0.0039	mg/kg		8260B	10/25/09	1
4-Methyl-2-pentanone (MIBK)	U	0.0014	0.039	mg/kg		8260B	10/25/09	1
Methyl tert-butyl ether	U	0.00028	0.0039	mg/kg		8260B	10/25/09	1
Methylene Chloride	U	0.00060	0.020	mg/kg		8260B	10/25/09	1
Styrene	U	0.00020	0.0039	mg/kg		8260B	10/25/09	1
1,1,2,2-Tetrachloroethane	U	0.00033	0.0039	mg/kg		8260B	10/25/09	1

Results listed are dry weight basis.

U = ND (Not Detected)

MDL = Minimum Detection Limit = LOD

RDL = Reported Detection Limit = LOQ = PQL = EQL

Note:

This report shall not be reproduced, except in full, without the written approval from ESC.

The reported analytical results relate only to the sample submitted

Reported: 10/29/09 16:20 Printed: 10/29/09 16:21



YOUR LAB OF CHOICE

12065 Lebanon Rd.
Mt. Juliet, TN 37122
(615) 758-5858
1-800-767-5859
Fax (615) 758-5859

Tax I.D. 62-0814289

Est. 1970

REPORT OF ANALYSIS

Chris Kramer
SLR International Corp. - West Linn
1800 Blankenship Road, Suite 440
West Linn, OR 97068

October 29, 2009

Date Received : October 14, 2009
Description : Nord Door Project - Everett, WA
Sample ID : HA-332-1 FT
Collected By : C. Kramer
Collection Date : 10/13/09 08:50

ESC Sample # : L428380-08
Site ID : EVERETT, WA
Project # : 008.0288.00037 T6

Parameter	Dry Result	MDL	RDL	Units	Q	Method	Date	Dil.
Tetrachloroethene	U	0.00023	0.0039	mg/kg		8260B	10/25/09	1
Toluene	U	0.0012	0.020	mg/kg		8260B	10/25/09	1
1,1,2-Trichloro-1,2,2-trifluoro	U	0.00025	0.0039	mg/kg		8260B	10/25/09	1
1,2,3-Trichlorobenzene	U	0.00023	0.0039	mg/kg		8260B	10/25/09	1
1,2,4-Trichlorobenzene	U	0.00025	0.0039	mg/kg		8260B	10/25/09	1
1,1,1-Trichloroethane	U	0.00052	0.0039	mg/kg		8260B	10/25/09	1
1,1,2-Trichloroethane	U	0.00046	0.0039	mg/kg		8260B	10/25/09	1
Trichloroethene	U	0.00034	0.0039	mg/kg		8260B	10/25/09	1
Trichlorofluoromethane	U	0.00027	0.020	mg/kg		8260B	10/25/09	1
Vinyl chloride	U	0.00029	0.0039	mg/kg		8260B	10/25/09	1
Xylenes, Total	U	0.00046	0.012	mg/kg		8260B	10/25/09	1
Cyclohexane	U	0.00033	0.0039	mg/kg		8260B	10/25/09	1
1,4-Dioxane	U	0.033	0.39	mg/kg		8260B	10/25/09	1
Methyl Acetate	U	0.0066	0.078	mg/kg		8260B	10/25/09	1
Methyl Cyclohexane	U	0.00033	0.0039	mg/kg		8260B	10/25/09	1
Surrogate Recovery								
Toluene-d8	103.			% Rec.		8260B	10/25/09	1
Dibromofluoromethane	101.			% Rec.		8260B	10/25/09	1
4-Bromofluorobenzene	106.			% Rec.		8260B	10/25/09	1
Diesel Range Organics (DRO)	26.	1.3	16.	mg/kg		NWTPHDX	10/23/09	1
Residual Range Organics (RRO)	51.	3.3	39.	mg/kg		NWTPHDX	10/23/09	1
Surrogate Recovery								
o-Terphenyl	94.7			% Rec.		NWTPHDX	10/23/09	1
Polynuclear Aromatic Hydrocarbons								
Anthracene	0.029	0.0013	0.023	mg/kg		8270C-SI	10/25/09	1
Acenaphthene	0.027	0.0013	0.023	mg/kg		8270C-SI	10/25/09	1
Acenaphthylene	0.013	0.0011	0.023	mg/kg	J	8270C-SI	10/25/09	1
Benzo(a)anthracene	0.14	0.00096	0.023	mg/kg		8270C-SI	10/25/09	1
Benzo(a)pyrene	0.17	0.00083	0.023	mg/kg		8270C-SI	10/25/09	1
Benzo(b)fluoranthene	0.32	0.0014	0.023	mg/kg		8270C-SI	10/25/09	1
Benzo(g,h,i)perylene	0.039	0.00098	0.023	mg/kg		8270C-SI	10/25/09	1
Benzo(k)fluoranthene	0.094	0.0012	0.023	mg/kg		8270C-SI	10/25/09	1
Chrysene	0.18	0.00087	0.023	mg/kg		8270C-SI	10/25/09	1
Dibenz(a,h)anthracene	0.013	0.00089	0.023	mg/kg	J	8270C-SI	10/25/09	1
Fluoranthene	0.29	0.00081	0.023	mg/kg		8270C-SI	10/25/09	1
Fluorene	0.012	0.0010	0.023	mg/kg	J	8270C-SI	10/25/09	1
Indeno(1,2,3-cd)pyrene	0.047	0.00088	0.023	mg/kg		8270C-SI	10/25/09	1
Naphthalene	0.20	0.0014	0.023	mg/kg		8270C-SI	10/25/09	1
Phenanthrene	0.12	0.00098	0.023	mg/kg		8270C-SI	10/25/09	1
Pyrene	0.29	0.00096	0.023	mg/kg		8270C-SI	10/25/09	1
1-Methylnaphthalene	0.012	0.0015	0.023	mg/kg	J	8270C-SI	10/25/09	1

Results listed are dry weight basis.

U = ND (Not Detected)

MDL = Minimum Detection Limit = LOD

RDL = Reported Detection Limit = LOQ = PQL = EQL

Note:

This report shall not be reproduced, except in full, without the written approval from ESC.

The reported analytical results relate only to the sample submitted

Reported: 10/29/09 16:20 Printed: 10/29/09 16:21



YOUR LAB OF CHOICE

12065 Lebanon Rd.
Mt. Juliet, TN 37122
(615) 758-5858
1-800-767-5859
Fax (615) 758-5859

Tax I.D. 62-0814289

Est. 1970

REPORT OF ANALYSIS

Chris Kramer
SLR International Corp. - West Linn
1800 Blankenship Road, Suite 440
West Linn, OR 97068

October 29, 2009

Date Received : October 14, 2009
Description : Nord Door Project - Everett, WA
Sample ID : HA-332-1 FT
Collected By : C. Kramer
Collection Date : 10/13/09 08:50

ESC Sample # : L428380-08
Site ID : EVERETT, WA
Project # : 008.0288.00037 T6

Parameter	Dry Result	MDL	RDL	Units	Q	Method	Date	Dil.
2-Methylnaphthalene	0.029	0.0020	0.023	mg/kg		8270C-SI	10/25/09	1
2-Chloronaphthalene	U	0.0010	0.023	mg/kg		8270C-SI	10/25/09	1
Surrogate Recovery								
Nitrobenzene-d5	61.8			% Rec.		8270C-SI	10/25/09	1
2-Fluorobiphenyl	60.6			% Rec.		8270C-SI	10/25/09	1
p-Terphenyl-d14	71.0			% Rec.		8270C-SI	10/25/09	1
Base/Neutral Extractables								
Acenaphthylene	U	0.0087	0.13	mg/kg		8270C	10/26/09	1
Acetophenone	U	0.0065	1.3	mg/kg		8270C	10/26/09	1
Atrazine	U	0.010	1.3	mg/kg		8270C	10/26/09	1
Benzaldehyde	U	0.051	1.3	mg/kg		8270C	10/26/09	1
Biphenyl	U	0.0079	1.3	mg/kg		8270C	10/26/09	1
Bis(2-chlorethoxy)methane	U	0.0077	1.3	mg/kg		8270C	10/26/09	1
Bis(2-chloroethyl)ether	U	0.012	1.3	mg/kg		8270C	10/26/09	1
Bis(2-chloroisopropyl)ether	U	0.0087	1.3	mg/kg		8270C	10/26/09	1
4-Bromophenyl-phenylether	U	0.0092	1.3	mg/kg	J4	8270C	10/26/09	1
2-Chloronaphthalene	U	0.0072	0.13	mg/kg		8270C	10/26/09	1
4-Chlorophenyl-phenylether	U	0.0069	1.3	mg/kg		8270C	10/26/09	1
3,3-Dichlorobenzidine	U	0.038	1.3	mg/kg		8270C	10/26/09	1
2,4-Dinitrotoluene	U	0.010	1.3	mg/kg		8270C	10/26/09	1
2,6-Dinitrotoluene	U	0.0088	1.3	mg/kg		8270C	10/26/09	1
Hexachlorobenzene	U	0.0083	1.3	mg/kg		8270C	10/26/09	1
Hexachloro-1,3-butadiene	U	0.0076	1.3	mg/kg		8270C	10/26/09	1
Hexachlorocyclopentadiene	U	0.037	1.3	mg/kg		8270C	10/26/09	1
Hexachloroethane	U	0.0074	1.3	mg/kg		8270C	10/26/09	1
Isophorone	U	0.0060	1.3	mg/kg		8270C	10/26/09	1
2-Methylnaphthalene	U	0.0067	0.13	mg/kg		8270C	10/26/09	1
2-Methylphenol	U	0.0076	1.3	mg/kg		8270C	10/26/09	1
3&4-Methyl Phenol	0.12	0.014	1.3	mg/kg	J	8270C	10/26/09	1
2-Nitroaniline	U	0.0076	1.3	mg/kg		8270C	10/26/09	1
3-Nitroaniline	U	0.057	1.3	mg/kg		8270C	10/26/09	1
4-Nitroaniline	U	0.012	1.3	mg/kg		8270C	10/26/09	1
Nitrobenzene	U	0.0074	1.3	mg/kg		8270C	10/26/09	1
n-Nitrosodiphenylamine	U	0.0087	1.3	mg/kg		8270C	10/26/09	1
n-Nitrosodi-n-propylamine	U	0.0087	1.3	mg/kg		8270C	10/26/09	1
Benzylbutyl phthalate	U	0.023	1.3	mg/kg		8270C	10/26/09	1
Caprolactam	U	0.021	1.3	mg/kg		8270C	10/26/09	1
Carbazole	0.039	0.0086	1.3	mg/kg	J	8270C	10/26/09	1
Bis(2-ethylhexyl)phthalate	U	0.072	1.3	mg/kg		8270C	10/26/09	1
4-Chloroaniline	U	0.051	1.3	mg/kg		8270C	10/26/09	1
Di-n-butyl phthalate	U	0.018	1.3	mg/kg		8270C	10/26/09	1
Dibenzofuran	0.047	0.0078	1.3	mg/kg	J	8270C	10/26/09	1

Results listed are dry weight basis.

U = ND (Not Detected)

MDL = Minimum Detection Limit = LOD

RDL = Reported Detection Limit = LOQ = PQL = EQL

Note:

This report shall not be reproduced, except in full, without the written approval from ESC.

The reported analytical results relate only to the sample submitted

Reported: 10/29/09 16:20 Printed: 10/29/09 16:21



YOUR LAB OF CHOICE

12065 Lebanon Rd.
Mt. Juliet, TN 37122
(615) 758-5858
1-800-767-5859
Fax (615) 758-5859

Tax I.D. 62-0814289

Est. 1970

REPORT OF ANALYSIS

Chris Kramer
SLR International Corp. - West Linn
1800 Blankenship Road, Suite 440
West Linn, OR 97068

October 29, 2009

Date Received : October 14, 2009
Description : Nord Door Project - Everett, WA
Sample ID : HA-332-1 FT
Collected By : C. Kramer
Collection Date : 10/13/09 08:50

ESC Sample # : L428380-08
Site ID : EVERETT, WA
Project # : 008.0288.00037 T6

Parameter	Dry Result	MDL	RDL	Units	Q	Method	Date	Dil.
Diethyl phthalate	U	0.0068	1.3	mg/kg		8270C	10/26/09	1
Dimethyl phthalate	U	0.0068	1.3	mg/kg	J4	8270C	10/26/09	1
Di-n-octyl phthalate	U	0.023	1.3	mg/kg		8270C	10/26/09	1
Acid Extractables								
4-Chloro-3-methylphenol	U	0.0092	1.3	mg/kg		8270C	10/26/09	1
2-Chlorophenol	U	0.0064	1.3	mg/kg		8270C	10/26/09	1
2,4-Dichlorophenol	U	0.0074	1.3	mg/kg		8270C	10/26/09	1
2,4-Dimethylphenol	U	0.062	1.3	mg/kg	J4	8270C	10/26/09	1
4,6-Dinitro-2-methylphenol	U	0.065	1.3	mg/kg		8270C	10/26/09	1
2,4-Dinitrophenol	U	0.069	1.3	mg/kg	J3	8270C	10/26/09	1
2-Nitrophenol	U	0.012	1.3	mg/kg		8270C	10/26/09	1
4-Nitrophenol	U	0.064	1.3	mg/kg		8270C	10/26/09	1
Pentachlorophenol	U	0.048	1.3	mg/kg	J3	8270C	10/26/09	1
Phenol	U	0.0063	1.3	mg/kg		8270C	10/26/09	1
1,2,4,5-Tetrachlorobenzene	U	0.010	1.3	mg/kg		8270C	10/26/09	1
2,4,5-Trichlorophenol	U	0.0091	1.3	mg/kg		8270C	10/26/09	1
2,4,6-Trichlorophenol	U	0.0089	1.3	mg/kg		8270C	10/26/09	1
Benzo(a)anthracene	0.17	0.0093	0.13	mg/kg	J3	8270C	10/26/09	1
Benzo(a)pyrene	0.22	0.0085	0.13	mg/kg	J8	8270C	10/26/09	1
Benzo(b)fluoranthene	0.23	0.0098	0.13	mg/kg	J8	8270C	10/26/09	1
Benzo(k)fluoranthene	0.16	0.0089	0.13	mg/kg	J8	8270C	10/26/09	1
Chrysene	0.16	0.013	0.13	mg/kg		8270C	10/26/09	1
Dibenz(a,h)anthracene	U	0.0068	0.13	mg/kg		8270C	10/26/09	1
Indeno(1,2,3-cd)pyrene	0.10	0.0073	0.13	mg/kg	JJ8	8270C	10/26/09	1
Acenaphthene	U	0.024	0.13	mg/kg		8270C	10/26/09	1
Anthracene	0.047	0.0074	0.13	mg/kg	J	8270C	10/26/09	1
Benzo(g,h,i)perylene	0.13	0.0090	0.13	mg/kg	J8	8270C	10/26/09	1
Fluoranthene	0.31	0.011	0.13	mg/kg		8270C	10/26/09	1
Fluorene	U	0.0078	0.13	mg/kg		8270C	10/26/09	1
Naphthalene	0.19	0.0072	0.13	mg/kg		8270C	10/26/09	1
Phenanthrene	0.18	0.0085	0.13	mg/kg		8270C	10/26/09	1
Pyrene	0.27	0.010	0.13	mg/kg		8270C	10/26/09	1
Surrogate Recovery								
Nitrobenzene-d5	53.5			% Rec.		8270C	10/26/09	1
2-Fluorobiphenyl	72.4			% Rec.		8270C	10/26/09	1
p-Terphenyl-d14	90.5			% Rec.		8270C	10/26/09	1
Phenol-d5	58.8			% Rec.		8270C	10/26/09	1
2-Fluorophenol	58.5			% Rec.		8270C	10/26/09	1
2,4,6-Tribromophenol	87.5			% Rec.		8270C	10/26/09	1

Results listed are dry weight basis.

U = ND (Not Detected)

MDL = Minimum Detection Limit = LOD

RDL = Reported Detection Limit = LOQ = PQL = EQL

Note:

This report shall not be reproduced, except in full, without the written approval from ESC.

The reported analytical results relate only to the sample submitted

Reported: 10/29/09 16:20 Printed: 10/29/09 16:21



YOUR LAB OF CHOICE

12065 Lebanon Rd.
Mt. Juliet, TN 37122
(615) 758-5858
1-800-767-5859
Fax (615) 758-5859

Tax I.D. 62-0814289

Est. 1970

REPORT OF ANALYSIS

Chris Kramer
SLR International Corp. - West Linn
1800 Blankenship Road, Suite 440
West Linn, OR 97068

October 29, 2009

Date Received : October 14, 2009
Description : Nord Door Project - Everett, WA
Sample ID : HA-333-3 FT
Collected By : C. Kramer
Collection Date : 10/13/09 09:30

ESC Sample # : L428380-09
Site ID : EVERETT, WA
Project # : 008.0288.00037 T6

Parameter	Dry Result	MDL	RDL	Units	Q	Method	Date	Dil.
Total Solids	38.6			%		2540G	10/16/09	1
Gasoline Range Organics-NWTPH Surrogate Recovery	U	0.035	0.27	mg/kg		NWTPHGX	10/23/09	1.06
a,a,a-Trifluorotoluene(FID)	90.7			% Rec.		NWTPHGX	10/23/09	1.06
Volatile Organics								
Acetone	0.10	0.017	0.13	mg/kg	J	8260B	10/26/09	1
Benzene	U	0.00032	0.0026	mg/kg		8260B	10/25/09	1
Bromochloromethane	U	0.00045	0.0026	mg/kg		8260B	10/25/09	1
Bromodichloromethane	U	0.00039	0.0026	mg/kg	J4	8260B	10/25/09	1
Bromoform	U	0.00058	0.0026	mg/kg		8260B	10/25/09	1
Bromomethane	U	0.0013	0.013	mg/kg		8260B	10/25/09	1
2-Butanone (MEK)	U	0.0027	0.026	mg/kg		8260B	10/25/09	1
Carbon disulfide	0.0026	0.00034	0.0026	mg/kg		8260B	10/25/09	1
Carbon tetrachloride	U	0.00032	0.0026	mg/kg		8260B	10/25/09	1
Chlorobenzene	U	0.00025	0.0026	mg/kg		8260B	10/25/09	1
Chloroethane	U	0.00059	0.013	mg/kg		8260B	10/25/09	1
Chloroform	U	0.00041	0.013	mg/kg		8260B	10/25/09	1
Chloromethane	U	0.00056	0.0026	mg/kg		8260B	10/25/09	1
1,2-Dibromo-3-Chloropropane	U	0.0012	0.013	mg/kg		8260B	10/25/09	1
Chlorodibromomethane	U	0.00023	0.0026	mg/kg		8260B	10/25/09	1
1,2-Dibromoethane	U	0.00032	0.0026	mg/kg		8260B	10/25/09	1
1,2-Dichlorobenzene	U	0.00024	0.0026	mg/kg		8260B	10/25/09	1
1,3-Dichlorobenzene	U	0.00038	0.0026	mg/kg		8260B	10/25/09	1
1,4-Dichlorobenzene	U	0.00022	0.0026	mg/kg		8260B	10/25/09	1
Dichlorodifluoromethane	U	0.00032	0.013	mg/kg		8260B	10/25/09	1
1,1-Dichloroethane	U	0.00026	0.0026	mg/kg		8260B	10/25/09	1
1,2-Dichloroethane	U	0.00053	0.0026	mg/kg		8260B	10/25/09	1
1,1-Dichloroethene	U	0.00074	0.0026	mg/kg		8260B	10/25/09	1
cis-1,2-Dichloroethene	U	0.00072	0.0026	mg/kg		8260B	10/25/09	1
trans-1,2-Dichloroethene	U	0.00068	0.0026	mg/kg		8260B	10/25/09	1
1,2-Dichloropropane	U	0.00075	0.0026	mg/kg		8260B	10/25/09	1
cis-1,3-Dichloropropene	U	0.00026	0.0026	mg/kg		8260B	10/25/09	1
trans-1,3-Dichloropropene	U	0.00036	0.0026	mg/kg		8260B	10/25/09	1
Ethylbenzene	U	0.00023	0.0026	mg/kg		8260B	10/25/09	1
2-Hexanone	U	0.00036	0.0026	mg/kg		8260B	10/25/09	1
Isopropylbenzene	U	0.00021	0.0026	mg/kg		8260B	10/25/09	1
4-Methyl-2-pentanone (MIBK)	U	0.0014	0.026	mg/kg		8260B	10/25/09	1
Methyl tert-butyl ether	U	0.00028	0.0026	mg/kg		8260B	10/25/09	1
Methylene Chloride	U	0.00060	0.013	mg/kg		8260B	10/25/09	1
Styrene	U	0.00020	0.0026	mg/kg		8260B	10/25/09	1
1,1,2,2-Tetrachloroethane	U	0.00033	0.0026	mg/kg		8260B	10/25/09	1

Results listed are dry weight basis.
U = ND (Not Detected)
MDL = Minimum Detection Limit = LOD
RDL = Reported Detection Limit = LOQ = PQL = EQL
Note:

This report shall not be reproduced, except in full, without the written approval from ESC.
The reported analytical results relate only to the sample submitted
Reported: 10/29/09 16:20 Printed: 10/29/09 16:21



YOUR LAB OF CHOICE

12065 Lebanon Rd.
Mt. Juliet, TN 37122
(615) 758-5858
1-800-767-5859
Fax (615) 758-5859

Tax I.D. 62-0814289

Est. 1970

REPORT OF ANALYSIS

Chris Kramer
SLR International Corp. - West Linn
1800 Blankenship Road, Suite 440
West Linn, OR 97068

October 29, 2009

Date Received : October 14, 2009
Description : Nord Door Project - Everett, WA
Sample ID : HA-333-3 FT
Collected By : C. Kramer
Collection Date : 10/13/09 09:30

ESC Sample # : L428380-09
Site ID : EVERETT, WA
Project # : 008.0288.00037 T6

Parameter	Dry Result	MDL	RDL	Units	Q	Method	Date	Dil.
Tetrachloroethene	U	0.00023	0.0026	mg/kg		8260B	10/25/09	1
Toluene	U	0.0012	0.013	mg/kg		8260B	10/25/09	1
1,1,2-Trichloro-1,2,2-trifluoro	U	0.00025	0.0026	mg/kg		8260B	10/25/09	1
1,2,3-Trichlorobenzene	U	0.00023	0.0026	mg/kg		8260B	10/25/09	1
1,2,4-Trichlorobenzene	U	0.00025	0.0026	mg/kg		8260B	10/25/09	1
1,1,1-Trichloroethane	U	0.00052	0.0026	mg/kg		8260B	10/25/09	1
1,1,2-Trichloroethane	U	0.00046	0.0026	mg/kg		8260B	10/25/09	1
Trichloroethene	U	0.00034	0.0026	mg/kg		8260B	10/25/09	1
Trichlorofluoromethane	U	0.00027	0.013	mg/kg		8260B	10/25/09	1
Vinyl chloride	U	0.00029	0.0026	mg/kg		8260B	10/25/09	1
Xylenes, Total	U	0.00046	0.0078	mg/kg		8260B	10/25/09	1
Cyclohexane	U	0.00033	0.0026	mg/kg		8260B	10/25/09	1
1,4-Dioxane	U	0.033	0.26	mg/kg		8260B	10/25/09	1
Methyl Acetate	U	0.0066	0.052	mg/kg		8260B	10/25/09	1
Methyl Cyclohexane	U	0.00033	0.0026	mg/kg		8260B	10/25/09	1
Surrogate Recovery								
Toluene-d8	102.			% Rec.		8260B	10/25/09	1
Dibromofluoromethane	104.			% Rec.		8260B	10/25/09	1
4-Bromofluorobenzene	101.			% Rec.		8260B	10/25/09	1
Diesel Range Organics (DRO)	5.4	1.3	10.	mg/kg	J	NWTPHDX	10/23/09	1
Residual Range Organics (RRO)	41.	3.3	26.	mg/kg		NWTPHDX	10/23/09	1
Surrogate Recovery								
o-Terphenyl	93.8			% Rec.		NWTPHDX	10/23/09	1
Polynuclear Aromatic Hydrocarbons								
Anthracene	0.012	0.0013	0.016	mg/kg	J	8270C-SI	10/25/09	1
Acenaphthene	0.018	0.0013	0.016	mg/kg		8270C-SI	10/25/09	1
Acenaphthylene	0.013	0.0011	0.016	mg/kg	J	8270C-SI	10/25/09	1
Benzo(a)anthracene	0.017	0.00096	0.016	mg/kg		8270C-SI	10/25/09	1
Benzo(a)pyrene	0.026	0.00083	0.016	mg/kg		8270C-SI	10/25/09	1
Benzo(b)fluoranthene	0.054	0.0014	0.016	mg/kg		8270C-SI	10/25/09	1
Benzo(g,h,i)perylene	0.011	0.00098	0.016	mg/kg	J	8270C-SI	10/25/09	1
Benzo(k)fluoranthene	0.012	0.0012	0.016	mg/kg	J	8270C-SI	10/25/09	1
Chrysene	0.026	0.00087	0.016	mg/kg		8270C-SI	10/25/09	1
Dibenz(a,h)anthracene	0.0026	0.00089	0.016	mg/kg	J	8270C-SI	10/25/09	1
Fluoranthene	0.052	0.00081	0.016	mg/kg		8270C-SI	10/25/09	1
Fluorene	0.0098	0.0010	0.016	mg/kg	J	8270C-SI	10/25/09	1
Indeno(1,2,3-cd)pyrene	0.011	0.00088	0.016	mg/kg	J	8270C-SI	10/25/09	1
Naphthalene	0.14	0.0014	0.016	mg/kg		8270C-SI	10/25/09	1
Phenanthrene	0.049	0.00098	0.016	mg/kg		8270C-SI	10/25/09	1
Pyrene	0.044	0.00096	0.016	mg/kg		8270C-SI	10/25/09	1
1-Methylnaphthalene	0.019	0.0015	0.016	mg/kg		8270C-SI	10/25/09	1

Results listed are dry weight basis.

U = ND (Not Detected)

MDL = Minimum Detection Limit = LOD

RDL = Reported Detection Limit = LOQ = PQL = EQL

Note:

This report shall not be reproduced, except in full, without the written approval from ESC.

The reported analytical results relate only to the sample submitted

Reported: 10/29/09 16:20 Printed: 10/29/09 16:21



YOUR LAB OF CHOICE

12065 Lebanon Rd.
Mt. Juliet, TN 37122
(615) 758-5858
1-800-767-5859
Fax (615) 758-5859

Tax I.D. 62-0814289

Est. 1970

REPORT OF ANALYSIS

Chris Kramer
SLR International Corp. - West Linn
1800 Blankenship Road, Suite 440
West Linn, OR 97068

October 29, 2009

Date Received : October 14, 2009
Description : Nord Door Project - Everett, WA
Sample ID : HA-333-3 FT
Collected By : C. Kramer
Collection Date : 10/13/09 09:30

ESC Sample # : L428380-09
Site ID : EVERETT, WA
Project # : 008.0288.00037 T6

Parameter	Dry Result	MDL	RDL	Units	Q	Method	Date	Dil.
2-Methylnaphthalene	0.047	0.0020	0.016	mg/kg		8270C-SI	10/25/09	1
2-Chloronaphthalene	0.014	0.0010	0.016	mg/kg	J	8270C-SI	10/25/09	1
Surrogate Recovery								
Nitrobenzene-d5	52.4			% Rec.		8270C-SI	10/25/09	1
2-Fluorobiphenyl	45.0			% Rec.		8270C-SI	10/25/09	1
p-Terphenyl-d14	54.5			% Rec.		8270C-SI	10/25/09	1
Base/Neutral Extractables								
Acenaphthylene	U	0.0087	0.085	mg/kg		8270C	10/26/09	1
Acetophenone	U	0.0065	0.86	mg/kg		8270C	10/26/09	1
Atrazine	U	0.010	0.86	mg/kg		8270C	10/26/09	1
Benzaldehyde	U	0.051	0.86	mg/kg		8270C	10/26/09	1
Biphenyl	U	0.0079	0.86	mg/kg		8270C	10/26/09	1
Bis(2-chlorethoxy)methane	U	0.0077	0.86	mg/kg		8270C	10/26/09	1
Bis(2-chloroethyl)ether	U	0.012	0.86	mg/kg		8270C	10/26/09	1
Bis(2-chloroisopropyl)ether	U	0.0087	0.86	mg/kg		8270C	10/26/09	1
4-Bromophenyl-phenylether	U	0.0092	0.86	mg/kg	J4	8270C	10/26/09	1
2-Chloronaphthalene	U	0.0072	0.085	mg/kg		8270C	10/26/09	1
4-Chlorophenyl-phenylether	U	0.0069	0.86	mg/kg		8270C	10/26/09	1
3,3-Dichlorobenzidine	U	0.038	0.86	mg/kg		8270C	10/26/09	1
2,4-Dinitrotoluene	U	0.010	0.86	mg/kg		8270C	10/26/09	1
2,6-Dinitrotoluene	U	0.0088	0.86	mg/kg		8270C	10/26/09	1
Hexachlorobenzene	U	0.0083	0.86	mg/kg		8270C	10/26/09	1
Hexachloro-1,3-butadiene	U	0.0076	0.86	mg/kg		8270C	10/26/09	1
Hexachlorocyclopentadiene	U	0.037	0.86	mg/kg		8270C	10/26/09	1
Hexachloroethane	U	0.0074	0.86	mg/kg		8270C	10/26/09	1
Isophorone	U	0.0060	0.86	mg/kg		8270C	10/26/09	1
2-Methylnaphthalene	0.093	0.0067	0.085	mg/kg		8270C	10/26/09	1
2-Methylphenol	0.041	0.0076	0.86	mg/kg	J	8270C	10/26/09	1
3&4-Methyl Phenol	0.18	0.014	0.86	mg/kg	J	8270C	10/26/09	1
2-Nitroaniline	U	0.0076	0.86	mg/kg		8270C	10/26/09	1
3-Nitroaniline	U	0.057	0.86	mg/kg		8270C	10/26/09	1
4-Nitroaniline	U	0.012	0.86	mg/kg		8270C	10/26/09	1
Nitrobenzene	U	0.0074	0.86	mg/kg		8270C	10/26/09	1
n-Nitrosodiphenylamine	U	0.0087	0.86	mg/kg		8270C	10/26/09	1
n-Nitrosodi-n-propylamine	U	0.0087	0.86	mg/kg		8270C	10/26/09	1
Benzylbutyl phthalate	U	0.023	0.86	mg/kg		8270C	10/26/09	1
Caprolactam	U	0.021	0.86	mg/kg		8270C	10/26/09	1
Carbazole	0.052	0.0086	0.86	mg/kg	J	8270C	10/26/09	1
Bis(2-ethylhexyl)phthalate	U	0.072	0.86	mg/kg		8270C	10/26/09	1
4-Chloroaniline	U	0.051	0.86	mg/kg		8270C	10/26/09	1
Di-n-butyl phthalate	U	0.018	0.86	mg/kg		8270C	10/26/09	1
Dibenzofuran	0.041	0.0078	0.86	mg/kg	J	8270C	10/26/09	1

Results listed are dry weight basis.

U = ND (Not Detected)

MDL = Minimum Detection Limit = LOD

RDL = Reported Detection Limit = LOQ = PQL = EQL

Note:

This report shall not be reproduced, except in full, without the written approval from ESC.

The reported analytical results relate only to the sample submitted

Reported: 10/29/09 16:20 Printed: 10/29/09 16:21



YOUR LAB OF CHOICE

12065 Lebanon Rd.
Mt. Juliet, TN 37122
(615) 758-5858
1-800-767-5859
Fax (615) 758-5859

Tax I.D. 62-0814289

Est. 1970

REPORT OF ANALYSIS

Chris Kramer
SLR International Corp. - West Linn
1800 Blankenship Road, Suite 440
West Linn, OR 97068

October 29, 2009

Date Received : October 14, 2009
Description : Nord Door Project - Everett, WA
Sample ID : HA-333-3 FT
Collected By : C. Kramer
Collection Date : 10/13/09 09:30

ESC Sample # : L428380-09
Site ID : EVERETT, WA
Project # : 008.0288.00037 T6

Parameter	Dry Result	MDL	RDL	Units	Q	Method	Date	Dil.
Diethyl phthalate	U	0.0068	0.86	mg/kg		8270C	10/26/09	1
Dimethyl phthalate	U	0.0068	0.86	mg/kg	J4	8270C	10/26/09	1
Di-n-octyl phthalate	U	0.023	0.86	mg/kg		8270C	10/26/09	1
Acid Extractables								
4-Chloro-3-methylphenol	U	0.0092	0.86	mg/kg		8270C	10/26/09	1
2-Chlorophenol	U	0.0064	0.86	mg/kg		8270C	10/26/09	1
2,4-Dichlorophenol	U	0.0074	0.86	mg/kg		8270C	10/26/09	1
2,4-Dimethylphenol	U	0.062	0.86	mg/kg	J4	8270C	10/26/09	1
4,6-Dinitro-2-methylphenol	U	0.065	0.86	mg/kg		8270C	10/26/09	1
2,4-Dinitrophenol	U	0.069	0.86	mg/kg	J3	8270C	10/26/09	1
2-Nitrophenol	U	0.012	0.86	mg/kg		8270C	10/26/09	1
4-Nitrophenol	U	0.064	0.86	mg/kg		8270C	10/26/09	1
Pentachlorophenol	U	0.048	0.86	mg/kg	J3	8270C	10/26/09	1
Phenol	0.078	0.0063	0.86	mg/kg	J	8270C	10/26/09	1
1,2,4,5-Tetrachlorobenzene	U	0.010	0.86	mg/kg		8270C	10/26/09	1
2,4,5-Trichlorophenol	U	0.0091	0.86	mg/kg		8270C	10/26/09	1
2,4,6-Trichlorophenol	U	0.0089	0.86	mg/kg		8270C	10/26/09	1
Benzo(a)anthracene	0.14	0.0093	0.085	mg/kg	J3	8270C	10/26/09	1
Benzo(a)pyrene	0.13	0.0085	0.085	mg/kg	V3	8270C	10/26/09	1
Benzo(b)fluoranthene	0.18	0.0098	0.085	mg/kg	V3	8270C	10/26/09	1
Benzo(k)fluoranthene	0.078	0.0089	0.085	mg/kg	JV3	8270C	10/26/09	1
Chrysene	0.13	0.013	0.085	mg/kg		8270C	10/26/09	1
Dibenz(a,h)anthracene	U	0.0068	0.085	mg/kg	V3	8270C	10/26/09	1
Indeno(1,2,3-cd)pyrene	U	0.0073	0.085	mg/kg	V3	8270C	10/26/09	1
Acenaphthene	U	0.024	0.085	mg/kg		8270C	10/26/09	1
Anthracene	0.080	0.0074	0.085	mg/kg	J	8270C	10/26/09	1
Benzo(g,h,i)perylene	U	0.0090	0.085	mg/kg	V3	8270C	10/26/09	1
Fluoranthene	0.34	0.011	0.085	mg/kg		8270C	10/26/09	1
Fluorene	0.054	0.0078	0.085	mg/kg	J	8270C	10/26/09	1
Naphthalene	0.14	0.0072	0.085	mg/kg		8270C	10/26/09	1
Phenanthrene	0.31	0.0085	0.085	mg/kg		8270C	10/26/09	1
Pyrene	0.36	0.010	0.085	mg/kg		8270C	10/26/09	1
Surrogate Recovery								
Nitrobenzene-d5	30.2			% Rec.		8270C	10/26/09	1
2-Fluorobiphenyl	60.4			% Rec.		8270C	10/26/09	1
p-Terphenyl-d14	115.			% Rec.		8270C	10/26/09	1
Phenol-d5	36.8			% Rec.	J2	8270C	10/26/09	1
2-Fluorophenol	21.5			% Rec.	J2	8270C	10/26/09	1
2,4,6-Tribromophenol	38.1			% Rec.		8270C	10/26/09	1

Results listed are dry weight basis.

U = ND (Not Detected)

MDL = Minimum Detection Limit = LOD

RDL = Reported Detection Limit = LOQ = PQL = EQL

Note:

This report shall not be reproduced, except in full, without the written approval from ESC.

The reported analytical results relate only to the sample submitted

Reported: 10/29/09 16:20 Printed: 10/29/09 16:21

Attachment A
List of Analytes with QC Qualifiers

Sample Number	Work Group	Sample Type	Analyte	Run ID	Qualifier	
L428380-01	WG447095	SAMP	Residual Range Organics (RRO)	R964388	J	
	WG447187	SAMP	Anthracene	R964869	J	
	WG447187	SAMP	Acenaphthene	R964869	J	
	WG447187	SAMP	Benzo(a)pyrene	R964869	J8	
	WG447187	SAMP	Benzo(b)fluoranthene	R964869	J8	
	WG447187	SAMP	Benzo(g,h,i)perylene	R964869	JJ8	
	WG447187	SAMP	Benzo(k)fluoranthene	R964869	JJ8	
	WG447187	SAMP	Dibenz(a,h)anthracene	R964869	JJ8	
	WG447187	SAMP	Indeno(1,2,3-cd)pyrene	R964869	JJ8	
	L428380-02	WG447282	SAMP	Acetone	R965428	J
WG447282		SAMP	2-Butanone (MEK)	R965428	J	
WG447111		SAMP	Gasoline Range Organics-NWTPH	R964048	J	
WG447470		SAMP	4-Bromophenyl-phenylether	R966810	J4	
WG447470		SAMP	2-Methylnaphthalene	R966810	J	
WG447470		SAMP	Carbazole	R966810	J	
WG447470		SAMP	Dibenzofuran	R966810	J	
WG447470		SAMP	Dimethyl phthalate	R966810	J4	
WG447470		SAMP	2,4-Dimethylphenol	R966810	J4	
WG447470		SAMP	2,4-Dinitrophenol	R966810	J3	
WG447470		SAMP	Pentachlorophenol	R966810	J3	
WG447470		SAMP	Benzo(a)anthracene	R966810	J3	
WG447470		SAMP	Benzo(a)pyrene	R966810	J	
WG447470		SAMP	Benzo(k)fluoranthene	R966810	J	
WG447470		SAMP	Indeno(1,2,3-cd)pyrene	R966810	J	
WG447470		SAMP	Benzo(g,h,i)perylene	R966810	J	
WG447187		SAMP	Acenaphthylene	R964869	J	
WG447187		SAMP	Benzo(a)pyrene	R964869	J8	
WG447187		SAMP	Benzo(b)fluoranthene	R964869	J8	
WG447187		SAMP	Benzo(g,h,i)perylene	R964869	JJ8	
WG447187		SAMP	Benzo(k)fluoranthene	R964869	JJ8	
WG447187		SAMP	Dibenz(a,h)anthracene	R964869	JJ8	
WG447187		SAMP	Indeno(1,2,3-cd)pyrene	R964869	JJ8	
L428380-03		WG447282	SAMP	Benzene	R965428	J
		WG447282	SAMP	Bromomethane	R965428	J
	WG447282	SAMP	2-Butanone (MEK)	R965428	J	
	WG447282	SAMP	Cyclohexane	R965428	J	
	WG447282	SAMP	Methyl Cyclohexane	R965428	J	
	WG447111	SAMP	Gasoline Range Organics-NWTPH	R964048	J	
	WG447470	SAMP	4-Bromophenyl-phenylether	R966810	J4	
	WG447470	SAMP	2-Methylnaphthalene	R966810	J	
	WG447470	SAMP	Dimethyl phthalate	R966810	J4	
	WG447470	SAMP	2,4-Dimethylphenol	R966810	J4	
	WG447470	SAMP	2,4-Dinitrophenol	R966810	J3	
	WG447470	SAMP	Pentachlorophenol	R966810	J3	
	WG447470	SAMP	Benzo(a)anthracene	R966810	JJ3	
	WG447470	SAMP	Benzo(a)pyrene	R966810	JJ8	
	WG447470	SAMP	Benzo(b)fluoranthene	R966810	JJ8	
	WG447470	SAMP	Benzo(k)fluoranthene	R966810	JJ8	
	WG447470	SAMP	Chrysene	R966810	J	
	WG447470	SAMP	Fluoranthene	R966810	J	
	WG447470	SAMP	Naphthalene	R966810	J	
	WG447470	SAMP	Phenanthrene	R966810	J	
	WG447470	SAMP	Pyrene	R966810	J	
	WG447187	SAMP	Acenaphthene	R964869	J	
	WG447187	SAMP	Benzo(a)pyrene	R964869	J8	
	WG447187	SAMP	Benzo(b)fluoranthene	R964869	J8	
	WG447187	SAMP	Benzo(g,h,i)perylene	R964869	J8	
WG447187	SAMP	Benzo(k)fluoranthene	R964869	J8		
WG447187	SAMP	Dibenz(a,h)anthracene	R964869	JJ8		
WG447187	SAMP	Fluorene	R964869	J		
WG447187	SAMP	Indeno(1,2,3-cd)pyrene	R964869	J8		
L428380-04	WG447497	SAMP	2-Butanone (MEK)	R966850	J	
	WG447497	SAMP	Carbon disulfide	R966850	J	
	WG447497	SAMP	Chloroethane	R966850	J4	
	WG447497	SAMP	Methylene Chloride	R966850	J	
	WG447111	SAMP	Gasoline Range Organics-NWTPH	R964048	J	
	WG447470	SAMP	4-Bromophenyl-phenylether	R966810	J4	
	WG447470	SAMP	2-Methylnaphthalene	R966810	J	
	WG447470	SAMP	Dimethyl phthalate	R966810	J4	

Attachment A
List of Analytes with QC Qualifiers

Sample Number	Work Group	Sample Type	Analyte	Run ID	Qualifier
	WG447470	SAMP	2,4-Dimethylphenol	R966810	J4
	WG447470	SAMP	2,4-Dinitrophenol	R966810	J3
	WG447470	SAMP	Pentachlorophenol	R966810	J3
	WG447470	SAMP	Benzo(a)anthracene	R966810	JJ3
	WG447470	SAMP	Benzo(k)fluoranthene	R966810	J
	WG447470	SAMP	Chrysene	R966810	J
	WG447470	SAMP	Indeno(1,2,3-cd)pyrene	R966810	J
	WG447470	SAMP	Anthracene	R966810	J
	WG447470	SAMP	Fluoranthene	R966810	J
	WG447470	SAMP	Phenanthrene	R966810	J
	WG447470	SAMP	Pyrene	R966810	J
	WG447187	SAMP	Benzo(a)pyrene	R964869	J8
	WG447187	SAMP	Benzo(b)fluoranthene	R964869	J8
	WG447187	SAMP	Benzo(g,h,i)perylene	R964869	J8
	WG447187	SAMP	Benzo(k)fluoranthene	R964869	JJ8
	WG447187	SAMP	Dibenz(a,h)anthracene	R964869	JJ8
	WG447187	SAMP	Indeno(1,2,3-cd)pyrene	R964869	JJ8
L428380-05	WG447282	SAMP	Acetone	R965428	J
	WG447282	SAMP	Benzene	R965428	J
	WG447282	SAMP	2-Butanone (MEK)	R965428	J
	WG447282	SAMP	Toluene	R965428	J
	WG447470	SAMP	Biphenyl	R966810	J
	WG447470	SAMP	4-Bromophenyl-phenylether	R966810	J4
	WG447470	SAMP	Carbazole	R966810	J
	WG447470	SAMP	Dibenzofuran	R966810	J
	WG447470	SAMP	Dimethyl phthalate	R966810	J4
	WG447470	SAMP	2,4-Dimethylphenol	R966810	JJ4
	WG447470	SAMP	2,4-Dinitrophenol	R966810	J3
	WG447470	SAMP	Pentachlorophenol	R966810	J3
	WG447470	SAMP	Benzo(a)anthracene	R966810	J3J8
	WG447470	SAMP	Benzo(a)pyrene	R966810	V3
	WG447470	SAMP	Benzo(b)fluoranthene	R966810	V3
	WG447470	SAMP	Benzo(k)fluoranthene	R966810	V3
	WG447470	SAMP	Chrysene	R966810	J8
	WG447470	SAMP	Dibenz(a,h)anthracene	R966810	V3
	WG447470	SAMP	Indeno(1,2,3-cd)pyrene	R966810	V3
	WG447470	SAMP	Benzo(g,h,i)perylene	R966810	V3
	WG447470	SAMP	Pyrene	R966810	J8
	WG447470	SAMP	p-Terphenyl-d14	R966810	J7
	WG447187	SAMP	Nitrobenzene-d5	R964869	J7
	WG447187	SAMP	2-Fluorobiphenyl	R964869	J7
	WG447187	SAMP	p-Terphenyl-d14	R964869	J7
L428380-06	WG447397	SAMP	Bromodichloromethane	R966488	J4
	WG447397	SAMP	Carbon disulfide	R966488	J
	WG447111	SAMP	Gasoline Range Organics-NWTPH	R964048	J
	WG447470	SAMP	Bis(2-chloroisopropyl)ether	R966810	J
	WG447470	SAMP	4-Bromophenyl-phenylether	R966810	J4
	WG447470	SAMP	3&4-Methyl Phenol	R966810	J
	WG447470	SAMP	Carbazole	R966810	J
	WG447470	SAMP	Dibenzofuran	R966810	J
	WG447470	SAMP	Dimethyl phthalate	R966810	J4
	WG447470	SAMP	2,4-Dimethylphenol	R966810	J4
	WG447470	SAMP	2,4-Dinitrophenol	R966810	J3
	WG447470	SAMP	Pentachlorophenol	R966810	J3
	WG447470	SAMP	Phenol	R966810	J
	WG447470	SAMP	Benzo(a)anthracene	R966810	J3
	WG447470	SAMP	Benzo(a)pyrene	R966810	V3
	WG447470	SAMP	Benzo(b)fluoranthene	R966810	V3
	WG447470	SAMP	Benzo(k)fluoranthene	R966810	V3
	WG447470	SAMP	Dibenz(a,h)anthracene	R966810	V3
	WG447470	SAMP	Indeno(1,2,3-cd)pyrene	R966810	V3
	WG447470	SAMP	Benzo(g,h,i)perylene	R966810	V3
	WG447470	SAMP	Fluorene	R966810	J
	WG447187	SAMP	Benzo(a)pyrene	R964869	J8
	WG447187	SAMP	Benzo(b)fluoranthene	R964869	J8
	WG447187	SAMP	Benzo(g,h,i)perylene	R964869	J8
	WG447187	SAMP	Benzo(k)fluoranthene	R964869	J8
	WG447187	SAMP	Dibenz(a,h)anthracene	R964869	J8
	WG447187	SAMP	Indeno(1,2,3-cd)pyrene	R964869	J8
	WG447187	SAMP	2-Chloronaphthalene	R964869	J

Attachment A
List of Analytes with QC Qualifiers

Sample Number	Work Group	Sample Type	Analyte	Run ID	Qualifier	
L428380-07	WG447397	SAMP	Bromodichloromethane	R966488	J4	
	WG447397	SAMP	Methylene Chloride	R966488	J	
	WG447095	SAMP	Residual Range Organics (RRO)	R964388	J	
	WG447470	SAMP	4-Bromophenyl-phenylether	R966810	J4	
	WG447470	SAMP	Dimethyl phthalate	R966810	J4	
	WG447470	SAMP	2,4-Dimethylphenol	R966810	J4	
	WG447470	SAMP	2,4-Dinitrophenol	R966810	J3	
	WG447470	SAMP	Pentachlorophenol	R966810	J3	
	WG447470	SAMP	Benzo(a)anthracene	R966810	JJ3	
	WG447470	SAMP	Benzo(a)pyrene	R966810	JJ8	
	WG447470	SAMP	Benzo(b)fluoranthene	R966810	JJ8	
	WG447470	SAMP	Benzo(k)fluoranthene	R966810	JJ8	
	WG447470	SAMP	Chrysene	R966810	J	
	WG447470	SAMP	Fluoranthene	R966810	J	
	WG447470	SAMP	Pyrene	R966810	J	
	WG447187	SAMP	Anthracene	R964869	J	
	WG447187	SAMP	Acenaphthene	R964869	J	
	WG447187	SAMP	Acenaphthylene	R964869	J	
	WG447187	SAMP	Benzo(a)pyrene	R964869	J8	
	WG447187	SAMP	Benzo(b)fluoranthene	R964869	J8	
	WG447187	SAMP	Benzo(g,h,i)perylene	R964869	J8	
	WG447187	SAMP	Benzo(k)fluoranthene	R964869	J8	
	WG447187	SAMP	Dibenz(a,h)anthracene	R964869	JJ8	
	WG447187	SAMP	Fluorene	R964869	J	
	WG447187	SAMP	Indeno(1,2,3-cd)pyrene	R964869	J8	
	WG447187	SAMP	Naphthalene	R964869	J	
	L428380-08	WG447397	SAMP	Bromodichloromethane	R966488	J4
		WG447340	SAMP	Gasoline Range Organics-NWTPH	R965048	J
		WG447470	SAMP	4-Bromophenyl-phenylether	R966810	J4
		WG447470	SAMP	3&4-Methyl Phenol	R966810	J
		WG447470	SAMP	Carbazole	R966810	J
		WG447470	SAMP	Dibenzofuran	R966810	J
		WG447470	SAMP	Dimethyl phthalate	R966810	J4
		WG447470	SAMP	2,4-Dimethylphenol	R966810	J4
WG447470		SAMP	2,4-Dinitrophenol	R966810	J3	
WG447470		SAMP	Pentachlorophenol	R966810	J3	
WG447470		SAMP	Benzo(a)anthracene	R966810	J3	
WG447470		SAMP	Benzo(a)pyrene	R966810	J8	
WG447470		SAMP	Benzo(b)fluoranthene	R966810	J8	
WG447470		SAMP	Benzo(k)fluoranthene	R966810	J8	
WG447470		SAMP	Indeno(1,2,3-cd)pyrene	R966810	JJ8	
WG447470		SAMP	Anthracene	R966810	J	
WG447470		SAMP	Benzo(g,h,i)perylene	R966810	J8	
WG447187		SAMP	Acenaphthylene	R964869	J	
WG447187		SAMP	Dibenz(a,h)anthracene	R964869	J	
WG447187		SAMP	Fluorene	R964869	J	
WG447187		SAMP	1-Methylnaphthalene	R964869	J	
L428380-09		WG447562	SAMP	Acetone	R967649	J
		WG447397	SAMP	Bromodichloromethane	R966488	J4
		WG447095	SAMP	Diesel Range Organics (DRO)	R964388	J
	WG447470	SAMP	4-Bromophenyl-phenylether	R966810	J4	
	WG447470	SAMP	2-Methylphenol	R966810	J	
	WG447470	SAMP	3&4-Methyl Phenol	R966810	J	
	WG447470	SAMP	Carbazole	R966810	J	
	WG447470	SAMP	Dibenzofuran	R966810	J	
	WG447470	SAMP	Dimethyl phthalate	R966810	J4	
	WG447470	SAMP	2,4-Dimethylphenol	R966810	J4	
	WG447470	SAMP	2,4-Dinitrophenol	R966810	J3	
	WG447470	SAMP	Pentachlorophenol	R966810	J3	
	WG447470	SAMP	Phenol	R966810	J	
	WG447470	SAMP	Benzo(a)anthracene	R966810	J3	
	WG447470	SAMP	Benzo(a)pyrene	R966810	V3	
	WG447470	SAMP	Benzo(b)fluoranthene	R966810	V3	
	WG447470	SAMP	Benzo(k)fluoranthene	R966810	JV3	
	WG447470	SAMP	Dibenz(a,h)anthracene	R966810	V3	
	WG447470	SAMP	Indeno(1,2,3-cd)pyrene	R966810	V3	
	WG447470	SAMP	Anthracene	R966810	J	
	WG447470	SAMP	Benzo(g,h,i)perylene	R966810	V3	
	WG447470	SAMP	Fluorene	R966810	J	
	WG447470	SAMP	Phenol-d5	R966810	J2	

Attachment A
List of Analytes with QC Qualifiers

Sample Number	Work Group	Sample Type	Analyte	Run ID	Qualifier
	WG447470	SAMP	2-Fluorophenol	R966810	J2
	WG447187	SAMP	Anthracene	R964869	J
	WG447187	SAMP	Acenaphthylene	R964869	J
	WG447187	SAMP	Benzo(g,h,i)perylene	R964869	J
	WG447187	SAMP	Benzo(k)fluoranthene	R964869	J
	WG447187	SAMP	Dibenz(a,h)anthracene	R964869	J
	WG447187	SAMP	Fluorene	R964869	J
	WG447187	SAMP	Indeno(1,2,3-cd)pyrene	R964869	J
	WG447187	SAMP	2-Chloronaphthalene	R964869	J

Attachment B
Explanation of QC Qualifier Codes

Qualifier	Meaning
J	(EPA) - Estimated value below the lowest calibration point. Confidence correlates with concentration.
J2	Surrogate recovery limits have been exceeded; values are outside lower control limits
J3	The associated batch QC was outside the established quality control range for precision.
J8	The internal standard associated with this data responded abnormally low. The data is likely to show a high bias concerning the result.
J4	The associated batch QC was outside the established quality control range for accuracy.
J7	Surrogate recovery limits cannot be evaluated; surrogates were diluted out
V3	(ESC) - Additional QC Info: The internal standard exhibited poor recovery due to sample matrix interference. The analytical results will be biased high. BDL results will be unaffected.

Qualifier Report Information

ESC utilizes sample and result qualifiers as set forth by the EPA Contract Laboratory Program and as required by most certifying bodies including NELAC. In addition to the EPA qualifiers adopted by ESC, we have implemented ESC qualifiers to provide more information pertaining to our analytical results. Each qualifier is designated in the qualifier explanation as either EPA or ESC. Data qualifiers are intended to provide the ESC client with more detailed information concerning the potential bias of reported data. Because of the wide range of constituents and variety of matrices incorporated by most EPA methods, it is common for some compounds to fall outside of established ranges. These exceptions are evaluated and all reported data is valid and useable unless qualified as 'R' (Rejected).

Definitions

- Accuracy - The relationship of the observed value of a known sample to the true value of a known sample. Represented by percent recovery and relevant to samples such as: control samples, matrix spike recoveries, surrogate recoveries, etc.
- Precision - The agreement between a set of samples or between duplicate samples. Relates to how close together the results are and is represented by Relative Percent Difference.
- Surrogate - Organic compounds that are similar in chemical composition, extraction, and chromatography to analytes of interest. The surrogates are used to determine the probable response of the group of analytes that are chemically related to the surrogate compound. Surrogates are added to the sample and carried through all stages of preparation and analyses.
- TIC - Tentatively Identified Compound: Compounds detected in samples that are not target compounds, internal standards, system monitoring compounds, or surrogates.

Summary of Remarks For Samples Printed
10/29/09 at 16:21:38

TSR Signing Reports: 358
R5 - Desired TAT

Log all arsenic gw samples as ASG.

Sample: L428380-01 Account: SLRWLOR Received: 10/14/09 09:00 Due Date: 10/29/09 00:00 RPT Date: 10/29/09 16:20
Relogged from L427166-09
Sample: L428380-02 Account: SLRWLOR Received: 10/14/09 09:00 Due Date: 10/29/09 00:00 RPT Date: 10/29/09 16:20
Relogged from L427166-10
Sample: L428380-03 Account: SLRWLOR Received: 10/14/09 09:00 Due Date: 10/29/09 00:00 RPT Date: 10/29/09 16:20
Relogged from L427166-11
Sample: L428380-04 Account: SLRWLOR Received: 10/14/09 09:00 Due Date: 10/29/09 00:00 RPT Date: 10/29/09 16:20
Relogged from L427166-12
Sample: L428380-05 Account: SLRWLOR Received: 10/14/09 09:00 Due Date: 10/29/09 00:00 RPT Date: 10/29/09 16:20
Relogged from L427166-13
Sample: L428380-06 Account: SLRWLOR Received: 10/14/09 09:00 Due Date: 10/29/09 00:00 RPT Date: 10/29/09 16:20
Relogged from L427166-14
Sample: L428380-07 Account: SLRWLOR Received: 10/14/09 09:00 Due Date: 10/29/09 00:00 RPT Date: 10/29/09 16:20
Relogged from L427166-15
Sample: L428380-08 Account: SLRWLOR Received: 10/14/09 09:00 Due Date: 10/29/09 00:00 RPT Date: 10/29/09 16:20
Relogged from L427166-16
Sample: L428380-09 Account: SLRWLOR Received: 10/14/09 09:00 Due Date: 10/29/09 00:00 RPT Date: 10/29/09 16:20
Relogged from L427166-17



YOUR LAB OF CHOICE

SLR International Corp. - West Linn, OR
 Chris Kramer
 1800 Blankenship Road, Suite 440
 West Linn, OR 97068

Quality Assurance Report
 Level II

L428380

12065 Lebanon Rd.
 Mt. Juliet, TN 37122
 (615) 758-5858
 1-800-767-5859
 Fax (615) 758-5859

Tax I.D. 62-0814289

Est. 1970

October 29, 2009

Analyte	Result	Laboratory Blank		Limit	Batch	Date Analyzed
		Units	% Rec			
Total Solids	< .1	%			WG445887	10/16/09 10:58
Total Solids	< .1	%			WG445888	10/16/09 10:05
Gasoline Range Organics-NWTPH a,a,a-Trifluorotoluene(FID)	< .1	mg/kg % Rec.	92.71	59-128	WG447111 WG447111	10/22/09 18:41 10/22/09 18:41
Diesel Range Organics (DRO) o-Terphenyl	< 4	ppm % Rec.	101.9	50-150	WG447095 WG447095	10/23/09 10:14 10/23/09 10:14
1-Methylnaphthalene	< .033	ppm			WG447187	10/24/09 10:29
2-Chloronaphthalene	< .033	ppm			WG447187	10/24/09 10:29
2-Methylnaphthalene	< .033	ppm			WG447187	10/24/09 10:29
Acenaphthene	< .033	ppm			WG447187	10/24/09 10:29
Acenaphthylene	< .033	ppm			WG447187	10/24/09 10:29
Anthracene	< .033	ppm			WG447187	10/24/09 10:29
Benzo(a)anthracene	< .033	ppm			WG447187	10/24/09 10:29
Benzo(a)pyrene	< .033	ppm			WG447187	10/24/09 10:29
Benzo(b)fluoranthene	< .033	ppm			WG447187	10/24/09 10:29
Benzo(g,h,i)perylene	< .033	ppm			WG447187	10/24/09 10:29
Benzo(k)fluoranthene	< .033	ppm			WG447187	10/24/09 10:29
Chrysene	< .033	ppm			WG447187	10/24/09 10:29
Dibenz(a,h)anthracene	< .033	ppm			WG447187	10/24/09 10:29
Fluoranthene	< .033	ppm			WG447187	10/24/09 10:29
Fluorene	< .033	ppm			WG447187	10/24/09 10:29
Indeno(1,2,3-cd)pyrene	< .033	ppm			WG447187	10/24/09 10:29
Naphthalene	< .033	ppm			WG447187	10/24/09 10:29
Phenanthrene	< .033	ppm			WG447187	10/24/09 10:29
Pyrene	< .033	ppm			WG447187	10/24/09 10:29
2-Fluorobiphenyl		% Rec.	55.74	30-120	WG447187	10/24/09 10:29
Nitrobenzene-d5		% Rec.	68.25	18-119	WG447187	10/24/09 10:29
p-Terphenyl-d14		% Rec.	71.63	23-143	WG447187	10/24/09 10:29
Gasoline Range Organics-NWTPH a,a,a-Trifluorotoluene(FID)	< .1	mg/kg % Rec.	98.28	59-128	WG447340 WG447340	10/23/09 19:29 10/23/09 19:29
1,1,1-Trichloroethane	< .001	mg/kg			WG447282	10/23/09 20:20
1,1,2,2-Tetrachloroethane	< .001	mg/kg			WG447282	10/23/09 20:20
1,1,2-Trichloroethane	< .001	mg/kg			WG447282	10/23/09 20:20
1,1,2-Trichloro-1,2,2-trifluoroethane	< .001	mg/kg			WG447282	10/23/09 20:20
1,1-Dichloroethane	< .001	mg/kg			WG447282	10/23/09 20:20
1,1-Dichloroethene	< .001	mg/kg			WG447282	10/23/09 20:20
1,2,3-Trichlorobenzene	< .001	mg/kg			WG447282	10/23/09 20:20
1,2,4-Trichlorobenzene	< .001	mg/kg			WG447282	10/23/09 20:20
1,2-Dibromo-3-Chloropropane	< .005	mg/kg			WG447282	10/23/09 20:20
1,2-Dibromoethane	< .001	mg/kg			WG447282	10/23/09 20:20
1,2-Dichlorobenzene	< .001	mg/kg			WG447282	10/23/09 20:20
1,2-Dichloroethane	< .001	mg/kg			WG447282	10/23/09 20:20
1,2-Dichloropropane	< .001	mg/kg			WG447282	10/23/09 20:20
1,3-Dichlorobenzene	< .001	mg/kg			WG447282	10/23/09 20:20
1,4-Dichlorobenzene	< .001	mg/kg			WG447282	10/23/09 20:20
2-Butanone (MEK)	< .01	mg/kg			WG447282	10/23/09 20:20
2-Hexanone	< .01	mg/kg			WG447282	10/23/09 20:20

* Performance of this Analyte is outside of established criteria.
 For additional information, please see Attachment A 'List of Analytes with QC Qualifiers.'



YOUR LAB OF CHOICE

SLR International Corp. - West Linn, OR
 Chris Kramer
 1800 Blankenship Road, Suite 440
 West Linn, OR 97068

Quality Assurance Report
 Level II

L428380

12065 Lebanon Rd.
 Mt. Juliet, TN 37122
 (615) 758-5858
 1-800-767-5859
 Fax (615) 758-5859

Tax I.D. 62-0814289

Est. 1970

October 29, 2009

Analyte	Result	Laboratory Blank		Limit	Batch	Date Analyzed
		Units	% Rec			
4-Methyl-2-pentanone (MIBK)	< .01	mg/kg			WG447282	10/23/09 20:20
Acetone	< .05	mg/kg			WG447282	10/23/09 20:20
Benzene	< .001	mg/kg			WG447282	10/23/09 20:20
Bromochloromethane	< .001	mg/kg			WG447282	10/23/09 20:20
Bromodichloromethane	< .001	mg/kg			WG447282	10/23/09 20:20
Bromoform	< .001	mg/kg			WG447282	10/23/09 20:20
Bromomethane	< .005	mg/kg			WG447282	10/23/09 20:20
Carbon disulfide	< .001	mg/kg			WG447282	10/23/09 20:20
Carbon tetrachloride	< .001	mg/kg			WG447282	10/23/09 20:20
Chlorobenzene	< .001	mg/kg			WG447282	10/23/09 20:20
Chlorodibromomethane	< .001	mg/kg			WG447282	10/23/09 20:20
Chloroethane	< .005	mg/kg			WG447282	10/23/09 20:20
Chloroform	< .005	mg/kg			WG447282	10/23/09 20:20
Chloromethane	< .001	mg/kg			WG447282	10/23/09 20:20
cis-1,2-Dichloroethene	< .001	mg/kg			WG447282	10/23/09 20:20
cis-1,3-Dichloropropene	< .001	mg/kg			WG447282	10/23/09 20:20
Dichlorodifluoromethane	< .005	mg/kg			WG447282	10/23/09 20:20
Ethylbenzene	< .001	mg/kg			WG447282	10/23/09 20:20
Isopropylbenzene	< .001	mg/kg			WG447282	10/23/09 20:20
Methyl tert-butyl ether	< .001	mg/kg			WG447282	10/23/09 20:20
Methylene Chloride	< .005	mg/kg			WG447282	10/23/09 20:20
Styrene	< .001	mg/kg			WG447282	10/23/09 20:20
Tetrachloroethene	< .001	mg/kg			WG447282	10/23/09 20:20
Toluene	< .005	mg/kg			WG447282	10/23/09 20:20
trans-1,2-Dichloroethene	< .001	mg/kg			WG447282	10/23/09 20:20
trans-1,3-Dichloropropene	< .001	mg/kg			WG447282	10/23/09 20:20
Trichloroethene	< .001	mg/kg			WG447282	10/23/09 20:20
Trichlorofluoromethane	< .005	mg/kg			WG447282	10/23/09 20:20
Vinyl chloride	< .001	mg/kg			WG447282	10/23/09 20:20
Xylenes, Total	< .003	mg/kg			WG447282	10/23/09 20:20
4-Bromofluorobenzene		% Rec.	105.8	59-140	WG447282	10/23/09 20:20
Dibromofluoromethane		% Rec.	95.36	63-139	WG447282	10/23/09 20:20
Toluene-d8		% Rec.	99.70	84-116	WG447282	10/23/09 20:20
1,1,1-Trichloroethane	< .001	mg/kg			WG447397	10/25/09 15:37
1,1,2,2-Tetrachloroethane	< .001	mg/kg			WG447397	10/25/09 15:37
1,1,2-Trichloroethane	< .001	mg/kg			WG447397	10/25/09 15:37
1,1,2-Trichloro-1,2,2-trifluoroethane	< .001	mg/kg			WG447397	10/25/09 15:37
1,1-Dichloroethane	< .001	mg/kg			WG447397	10/25/09 15:37
1,1-Dichloroethene	< .001	mg/kg			WG447397	10/25/09 15:37
1,2,3-Trichlorobenzene	< .001	mg/kg			WG447397	10/25/09 15:37
1,2,4-Trichlorobenzene	< .001	mg/kg			WG447397	10/25/09 15:37
1,2-Dibromo-3-Chloropropane	< .005	mg/kg			WG447397	10/25/09 15:37
1,2-Dibromoethane	< .001	mg/kg			WG447397	10/25/09 15:37
1,2-Dichlorobenzene	< .001	mg/kg			WG447397	10/25/09 15:37
1,2-Dichloroethane	< .001	mg/kg			WG447397	10/25/09 15:37
1,2-Dichloropropane	< .001	mg/kg			WG447397	10/25/09 15:37
1,3-Dichlorobenzene	< .001	mg/kg			WG447397	10/25/09 15:37
1,4-Dichlorobenzene	< .001	mg/kg			WG447397	10/25/09 15:37
2-Butanone (MEK)	< .01	mg/kg			WG447397	10/25/09 15:37
2-Hexanone	< .01	mg/kg			WG447397	10/25/09 15:37
4-Methyl-2-pentanone (MIBK)	< .01	mg/kg			WG447397	10/25/09 15:37
Acetone	< .05	mg/kg			WG447397	10/25/09 15:37
Benzene	< .001	mg/kg			WG447397	10/25/09 15:37
Bromochloromethane	< .001	mg/kg			WG447397	10/25/09 15:37
Bromodichloromethane	< .001	mg/kg			WG447397	10/25/09 15:37
Bromoform	< .001	mg/kg			WG447397	10/25/09 15:37
Bromomethane	< .005	mg/kg			WG447397	10/25/09 15:37

* Performance of this Analyte is outside of established criteria.
 For additional information, please see Attachment A 'List of Analytes with QC Qualifiers.'



YOUR LAB OF CHOICE

SLR International Corp. - West Linn, OR
 Chris Kramer
 1800 Blankenship Road, Suite 440
 West Linn, OR 97068

Quality Assurance Report
 Level II

L428380

12065 Lebanon Rd.
 Mt. Juliet, TN 37122
 (615) 758-5858
 1-800-767-5859
 Fax (615) 758-5859

Tax I.D. 62-0814289

Est. 1970

October 29, 2009

Analyte	Result	Laboratory Blank		Limit	Batch	Date Analyzed
		Units	% Rec			
Carbon disulfide	< .001	mg/kg			WG447397	10/25/09 15:37
Carbon tetrachloride	< .001	mg/kg			WG447397	10/25/09 15:37
Chlorobenzene	< .001	mg/kg			WG447397	10/25/09 15:37
Chlorodibromomethane	< .001	mg/kg			WG447397	10/25/09 15:37
Chloroethane	< .005	mg/kg			WG447397	10/25/09 15:37
Chloroform	< .005	mg/kg			WG447397	10/25/09 15:37
Chloromethane	< .001	mg/kg			WG447397	10/25/09 15:37
cis-1,2-Dichloroethene	< .001	mg/kg			WG447397	10/25/09 15:37
cis-1,3-Dichloropropene	< .001	mg/kg			WG447397	10/25/09 15:37
Dichlorodifluoromethane	< .005	mg/kg			WG447397	10/25/09 15:37
Ethylbenzene	< .001	mg/kg			WG447397	10/25/09 15:37
Isopropylbenzene	< .001	mg/kg			WG447397	10/25/09 15:37
Methyl tert-butyl ether	< .001	mg/kg			WG447397	10/25/09 15:37
Methylene Chloride	< .005	mg/kg			WG447397	10/25/09 15:37
Styrene	< .001	mg/kg			WG447397	10/25/09 15:37
Tetrachloroethene	< .001	mg/kg			WG447397	10/25/09 15:37
Toluene	< .005	mg/kg			WG447397	10/25/09 15:37
trans-1,2-Dichloroethene	< .001	mg/kg			WG447397	10/25/09 15:37
trans-1,3-Dichloropropene	< .001	mg/kg			WG447397	10/25/09 15:37
Trichloroethene	< .001	mg/kg			WG447397	10/25/09 15:37
Trichlorofluoromethane	< .005	mg/kg			WG447397	10/25/09 15:37
Vinyl chloride	< .001	mg/kg			WG447397	10/25/09 15:37
Xylenes, Total	< .003	mg/kg			WG447397	10/25/09 15:37
4-Bromofluorobenzene		% Rec.	105.8	59-140	WG447397	10/25/09 15:37
Dibromofluoromethane		% Rec.	99.11	63-139	WG447397	10/25/09 15:37
Toluene-d8		% Rec.	102.1	84-116	WG447397	10/25/09 15:37
1,2,4,5-Tetrachlorobenzene	< .333	ppm			WG447470	10/26/09 12:15
2,4,5-Trichlorophenol	< .333	ppm			WG447470	10/26/09 12:15
2,4,6-Trichlorophenol	< .333	ppm			WG447470	10/26/09 12:15
2,4-Dichlorophenol	< .333	ppm			WG447470	10/26/09 12:15
2,4-Dimethylphenol	< .333	ppm			WG447470	10/26/09 12:15
2,4-Dinitrophenol	< .333	ppm			WG447470	10/26/09 12:15
2,4-Dinitrotoluene	< .333	ppm			WG447470	10/26/09 12:15
2,6-Dinitrotoluene	< .333	ppm			WG447470	10/26/09 12:15
2-Chloronaphthalene	< .033	ppm			WG447470	10/26/09 12:15
2-Chlorophenol	< .333	ppm			WG447470	10/26/09 12:15
2-Methylnaphthalene	< .033	ppm			WG447470	10/26/09 12:15
2-Methylphenol	< .333	ppm			WG447470	10/26/09 12:15
2-Nitroaniline	< .333	ppm			WG447470	10/26/09 12:15
2-Nitrophenol	< .333	ppm			WG447470	10/26/09 12:15
3&4-Methyl Phenol	< .333	ppm			WG447470	10/26/09 12:15
3,3-Dichlorobenzidine	< .333	ppm			WG447470	10/26/09 12:15
3-Nitroaniline	< .333	ppm			WG447470	10/26/09 12:15
4,6-Dinitro-2-methylphenol	< .333	ppm			WG447470	10/26/09 12:15
4-Bromophenyl-phenylether	< .333	ppm			WG447470	10/26/09 12:15
4-Chloro-3-methylphenol	< .333	ppm			WG447470	10/26/09 12:15
4-Chloroaniline	< .333	ppm			WG447470	10/26/09 12:15
4-Chlorophenyl-phenylether	< .333	ppm			WG447470	10/26/09 12:15
4-Nitroaniline	< .333	ppm			WG447470	10/26/09 12:15
4-Nitrophenol	< .333	ppm			WG447470	10/26/09 12:15
Acenaphthene	< .033	ppm			WG447470	10/26/09 12:15
Acenaphthylene	< .033	ppm			WG447470	10/26/09 12:15
Acetophenone	< .333	ppm			WG447470	10/26/09 12:15
Anthracene	< .033	ppm			WG447470	10/26/09 12:15
Atrazine	< .333	ppm			WG447470	10/26/09 12:15
Benzaldehyde	< .333	ppm			WG447470	10/26/09 12:15
Benzo(a)anthracene	< .033	ppm			WG447470	10/26/09 12:15

* Performance of this Analyte is outside of established criteria.
 For additional information, please see Attachment A 'List of Analytes with QC Qualifiers.'



YOUR LAB OF CHOICE

SLR International Corp. - West Linn, OR
Chris Kramer
1800 Blankenship Road, Suite 440

West Linn, OR 97068

Quality Assurance Report
Level II

L428380

12065 Lebanon Rd.
Mt. Juliet, TN 37122
(615) 758-5858
1-800-767-5859
Fax (615) 758-5859

Tax I.D. 62-0814289

Est. 1970

October 29, 2009

Analyte	Result	Laboratory Blank		Limit	Batch	Date Analyzed
		Units	% Rec			
Benzo(a)pyrene	< .033	ppm			WG447470	10/26/09 12:15
Benzo(b)fluoranthene	< .033	ppm			WG447470	10/26/09 12:15
Benzo(g,h,i)perylene	< .033	ppm			WG447470	10/26/09 12:15
Benzo(k)fluoranthene	< .033	ppm			WG447470	10/26/09 12:15
Benzylbutyl phthalate	< .333	ppm			WG447470	10/26/09 12:15
Biphenyl	< .333	ppm			WG447470	10/26/09 12:15
Bis(2-chloroethoxy)methane	< .333	ppm			WG447470	10/26/09 12:15
Bis(2-chloroethyl)ether	< .333	ppm			WG447470	10/26/09 12:15
Bis(2-chloroisopropyl)ether	< .333	ppm			WG447470	10/26/09 12:15
Bis(2-ethylhexyl)phthalate	< .333	ppm			WG447470	10/26/09 12:15
Caprolactam	< .333	ppm			WG447470	10/26/09 12:15
Carbazole	< .333	ppm			WG447470	10/26/09 12:15
Chrysene	< .033	ppm			WG447470	10/26/09 12:15
Di-n-butyl phthalate	< .333	ppm			WG447470	10/26/09 12:15
Di-n-octyl phthalate	< .333	ppm			WG447470	10/26/09 12:15
Dibenz(a,h)anthracene	< .033	ppm			WG447470	10/26/09 12:15
Dibenzofuran	< .333	ppm			WG447470	10/26/09 12:15
Diethyl phthalate	< .333	ppm			WG447470	10/26/09 12:15
Dimethyl phthalate	< .333	ppm			WG447470	10/26/09 12:15
Fluoranthene	< .033	ppm			WG447470	10/26/09 12:15
Fluorene	< .033	ppm			WG447470	10/26/09 12:15
Hexachloro-1,3-butadiene	< .333	ppm			WG447470	10/26/09 12:15
Hexachlorobenzene	< .333	ppm			WG447470	10/26/09 12:15
Hexachlorocyclopentadiene	< .333	ppm			WG447470	10/26/09 12:15
Hexachloroethane	< .333	ppm			WG447470	10/26/09 12:15
Indeno(1,2,3-cd)pyrene	< .033	ppm			WG447470	10/26/09 12:15
Isophorone	< .333	ppm			WG447470	10/26/09 12:15
n-Nitrosodi-n-propylamine	< .333	ppm			WG447470	10/26/09 12:15
n-Nitrosodiphenylamine	< .333	ppm			WG447470	10/26/09 12:15
Naphthalene	< .033	ppm			WG447470	10/26/09 12:15
Nitrobenzene	< .333	ppm			WG447470	10/26/09 12:15
Pentachlorophenol	< .333	ppm			WG447470	10/26/09 12:15
Phenanthrene	< .033	ppm			WG447470	10/26/09 12:15
Phenol	< .333	ppm			WG447470	10/26/09 12:15
Pyrene	< .033	ppm			WG447470	10/26/09 12:15
2,4,6-Tribromophenol		% Rec.	79.76	25-137	WG447470	10/26/09 12:15
2-Fluorobiphenyl		% Rec.	72.82	30-120	WG447470	10/26/09 12:15
2-Fluorophenol		% Rec.	71.63	26-130	WG447470	10/26/09 12:15
Nitrobenzene-d5		% Rec.	59.23	18-119	WG447470	10/26/09 12:15
Phenol-d5		% Rec.	70.75	37-141	WG447470	10/26/09 12:15
p-Terphenyl-d14		% Rec.	83.00	23-143	WG447470	10/26/09 12:15
1,1,1-Trichloroethane	< .001	mg/kg			WG447497	10/26/09 03:37
1,1,2,2-Tetrachloroethane	< .001	mg/kg			WG447497	10/26/09 03:37
1,1,2-Trichloroethane	< .001	mg/kg			WG447497	10/26/09 03:37
1,1,2-Trichloro-1,2,2-trifluoroethane	< .001	mg/kg			WG447497	10/26/09 03:37
1,1-Dichloroethane	< .001	mg/kg			WG447497	10/26/09 03:37
1,1-Dichloroethene	< .001	mg/kg			WG447497	10/26/09 03:37
1,2,3-Trichlorobenzene	< .001	mg/kg			WG447497	10/26/09 03:37
1,2,4-Trichlorobenzene	< .001	mg/kg			WG447497	10/26/09 03:37
1,2-Dibromo-3-Chloropropane	< .005	mg/kg			WG447497	10/26/09 03:37
1,2-Dibromoethane	< .001	mg/kg			WG447497	10/26/09 03:37
1,2-Dichlorobenzene	< .001	mg/kg			WG447497	10/26/09 03:37
1,2-Dichloroethane	< .001	mg/kg			WG447497	10/26/09 03:37
1,2-Dichloropropane	< .001	mg/kg			WG447497	10/26/09 03:37
1,3-Dichlorobenzene	< .001	mg/kg			WG447497	10/26/09 03:37
1,4-Dichlorobenzene	< .001	mg/kg			WG447497	10/26/09 03:37
2-Butanone (MEK)	< .01	mg/kg			WG447497	10/26/09 03:37

* Performance of this Analyte is outside of established criteria.
For additional information, please see Attachment A 'List of Analytes with QC Qualifiers.'



YOUR LAB OF CHOICE

SLR International Corp. - West Linn, OR
 Chris Kramer
 1800 Blankenship Road, Suite 440
 West Linn, OR 97068

Quality Assurance Report
 Level II

L428380

12065 Lebanon Rd.
 Mt. Juliet, TN 37122
 (615) 758-5858
 1-800-767-5859
 Fax (615) 758-5859

Tax I.D. 62-0814289

Est. 1970

October 29, 2009

Analyte	Result	Laboratory Blank		Limit	Batch	Date Analyzed
		Units	% Rec			
2-Hexanone	< .01	mg/kg			WG447497	10/26/09 03:37
4-Methyl-2-pentanone (MIBK)	< .01	mg/kg			WG447497	10/26/09 03:37
Acetone	< .05	mg/kg			WG447497	10/26/09 03:37
Benzene	< .001	mg/kg			WG447497	10/26/09 03:37
Bromochloromethane	< .001	mg/kg			WG447497	10/26/09 03:37
Bromodichloromethane	< .001	mg/kg			WG447497	10/26/09 03:37
Bromoform	< .001	mg/kg			WG447497	10/26/09 03:37
Bromomethane	< .005	mg/kg			WG447497	10/26/09 03:37
Carbon disulfide	< .001	mg/kg			WG447497	10/26/09 03:37
Carbon tetrachloride	< .001	mg/kg			WG447497	10/26/09 03:37
Chlorobenzene	< .001	mg/kg			WG447497	10/26/09 03:37
Chlorodibromomethane	< .001	mg/kg			WG447497	10/26/09 03:37
Chloroethane	< .005	mg/kg			WG447497	10/26/09 03:37
Chloroform	< .005	mg/kg			WG447497	10/26/09 03:37
Chloromethane	< .001	mg/kg			WG447497	10/26/09 03:37
cis-1,2-Dichloroethene	< .001	mg/kg			WG447497	10/26/09 03:37
cis-1,3-Dichloropropene	< .001	mg/kg			WG447497	10/26/09 03:37
Dichlorodifluoromethane	< .005	mg/kg			WG447497	10/26/09 03:37
Ethylbenzene	< .001	mg/kg			WG447497	10/26/09 03:37
Isopropylbenzene	< .001	mg/kg			WG447497	10/26/09 03:37
Methyl tert-butyl ether	< .001	mg/kg			WG447497	10/26/09 03:37
Methylene Chloride	< .005	mg/kg			WG447497	10/26/09 03:37
Styrene	< .001	mg/kg			WG447497	10/26/09 03:37
Tetrachloroethene	< .001	mg/kg			WG447497	10/26/09 03:37
Toluene	< .005	mg/kg			WG447497	10/26/09 03:37
trans-1,2-Dichloroethene	< .001	mg/kg			WG447497	10/26/09 03:37
trans-1,3-Dichloropropene	< .001	mg/kg			WG447497	10/26/09 03:37
Trichloroethene	< .001	mg/kg			WG447497	10/26/09 03:37
Trichlorofluoromethane	< .005	mg/kg			WG447497	10/26/09 03:37
Vinyl chloride	< .001	mg/kg			WG447497	10/26/09 03:37
Xylenes, Total	< .003	mg/kg			WG447497	10/26/09 03:37
4-Bromofluorobenzene		% Rec.	85.85	59-140	WG447497	10/26/09 03:37
Dibromofluoromethane		% Rec.	122.2	63-139	WG447497	10/26/09 03:37
Toluene-d8		% Rec.	106.6	84-116	WG447497	10/26/09 03:37
Acetone	< .05	mg/kg			WG447562	10/26/09 18:02
4-Bromofluorobenzene		% Rec.	105.4	59-140	WG447562	10/26/09 18:02
Dibromofluoromethane		% Rec.	96.07	63-139	WG447562	10/26/09 18:02
Toluene-d8		% Rec.	101.0	84-116	WG447562	10/26/09 18:02

Analyte	Units	Duplicate		RPD	Limit	Ref Samp	Batch
		Result	Duplicate				
Total Solids	%	88.0	88.7	0.176	5	L427301-03	WG445887
Total Solids	%	86.0	86.6	0.707	5	L427275-01	WG445888

Analyte	Units	Laboratory Control Sample		% Rec	Limit	Batch
		Known Val	Result			
Total Solids	%	50	50.0	99.9	85-115	WG445887
Total Solids	%	50	49.8	99.6	85-115	WG445888
Gasoline Range Organics-NWTPH	mg/kg	5.5	5.23	95.1	67-135	WG447111

* Performance of this Analyte is outside of established criteria.
 For additional information, please see Attachment A 'List of Analytes with QC Qualifiers.'



12065 Lebanon Rd.
 Mt. Juliet, TN 37122
 (615) 758-5858
 1-800-767-5859
 Fax (615) 758-5859

Tax I.D. 62-0814289

Est. 1970

SLR International Corp. - West Linn, OR
 Chris Kramer
 1800 Blankenship Road, Suite 440

Quality Assurance Report
 Level II

West Linn, OR 97068

October 29, 2009

L428380

Analyte	Units	Laboratory Control Sample		% Rec	Limit	Batch
		Known Val	Result			
a,a,a-Trifluorotoluene(FID)				102.7	59-128	
Diesel Range Organics (DRO)	mg/kg	30	29.4	98.1	60-140	WG447095
Residual Range Organics (RRO)	mg/kg	30	29.1	97.1	60-140	WG447095
o-Terphenyl				99.66	50-150	WG447095
1-Methylnaphthalene	ppm	.033	0.0222	67.2	41-110	WG447187
2-Chloronaphthalene	ppm	.033	0.0232	70.3	43-109	WG447187
2-Methylnaphthalene	ppm	.033	0.0211	64.0	38-104	WG447187
Acenaphthene	ppm	.033	0.0215	65.1	48-103	WG447187
Acenaphthylene	ppm	.033	0.0214	64.9	43-106	WG447187
Anthracene	ppm	.033	0.0206	62.6	51-110	WG447187
Benzo(a)anthracene	ppm	.033	0.0207	62.8	38-126	WG447187
Benzo(a)pyrene	ppm	.033	0.0224	67.9	47-118	WG447187
Benzo(b)fluoranthene	ppm	.033	0.0213	64.6	47-118	WG447187
Benzo(g,h,i)perylene	ppm	.033	0.0235	71.2	40-125	WG447187
Benzo(k)fluoranthene	ppm	.033	0.0217	65.9	45-121	WG447187
Chrysene	ppm	.033	0.0207	62.8	35-135	WG447187
Dibenz(a,h)anthracene	ppm	.033	0.0232	70.4	41-124	WG447187
Fluoranthene	ppm	.033	0.0199	60.4	50-114	WG447187
Fluorene	ppm	.033	0.0218	66.1	49-109	WG447187
Indeno(1,2,3-cd)pyrene	ppm	.033	0.0235	71.3	40-126	WG447187
Naphthalene	ppm	.033	0.0214	64.9	36-100	WG447187
Phenanthrene	ppm	.033	0.0205	62.2	46-108	WG447187
Pyrene	ppm	.033	0.0216	65.6	30-136	WG447187
2-Fluorobiphenyl				59.27	30-120	WG447187
Nitrobenzene-d5				75.92	18-119	WG447187
p-Terphenyl-d14				75.10	23-143	WG447187
Gasoline Range Organics-NWTPH	mg/kg	5.5	4.44	80.7	67-135	WG447340
a,a,a-Trifluorotoluene(FID)				102.6	59-128	WG447340
1,1,1-Trichloroethane	mg/kg	.025	0.0251	100.	62-135	WG447282
1,1,2,2-Tetrachloroethane	mg/kg	.025	0.0221	88.5	74-129	WG447282
1,1,2-Trichloroethane	mg/kg	.025	0.0243	97.2	77-124	WG447282
1,1,2-Trichloro-1,2,2-trifluoroethane	mg/kg	.025	0.0193	77.1	49-155	WG447282
1,1-Dichloroethane	mg/kg	.025	0.0214	85.8	61-134	WG447282
1,1-Dichloroethene	mg/kg	.025	0.0208	83.1	53-136	WG447282
1,2,3-Trichlorobenzene	mg/kg	.025	0.0257	103.	62-146	WG447282
1,2,4-Trichlorobenzene	mg/kg	.025	0.0254	101.	61-148	WG447282
1,2-Dibromo-3-Chloropropane	mg/kg	.025	0.0233	93.0	61-134	WG447282
1,2-Dibromoethane	mg/kg	.025	0.0252	101.	76-127	WG447282
1,2-Dichlorobenzene	mg/kg	.025	0.0230	92.1	77-123	WG447282
1,2-Dichloroethane	mg/kg	.025	0.0272	109.	58-141	WG447282
1,2-Dichloropropane	mg/kg	.025	0.0225	89.9	71-128	WG447282
1,3-Dichlorobenzene	mg/kg	.025	0.0223	89.3	71-132	WG447282
1,4-Dichlorobenzene	mg/kg	.025	0.0222	88.7	72-123	WG447282
2-Butanone (MEK)	mg/kg	.125	0.103	82.2	51-131	WG447282
2-Hexanone	mg/kg	.125	0.113	90.7	62-145	WG447282
4-Methyl-2-pentanone (MIBK)	mg/kg	.125	0.106	84.9	61-143	WG447282
Acetone	mg/kg	.125	0.0978	78.3	44-140	WG447282
Benzene	mg/kg	.025	0.0213	85.1	65-128	WG447282
Bromochloromethane	mg/kg	.025	0.0243	97.1	73-130	WG447282
Bromodichloromethane	mg/kg	.025	0.0256	102.	66-126	WG447282
Bromoform	mg/kg	.025	0.0255	102.	64-139	WG447282
Bromomethane	mg/kg	.025	0.0196	78.4	41-175	WG447282
Carbon disulfide	mg/kg	.025	0.0168	67.2	36-161	WG447282

* Performance of this Analyte is outside of established criteria.
 For additional information, please see Attachment A 'List of Analytes with QC Qualifiers.'



YOUR LAB OF CHOICE

SLR International Corp. - West Linn, OR
 Chris Kramer
 1800 Blankenship Road, Suite 440
 West Linn, OR 97068

Quality Assurance Report
 Level II

L428380

12065 Lebanon Rd.
 Mt. Juliet, TN 37122
 (615) 758-5858
 1-800-767-5859
 Fax (615) 758-5859

Tax I.D. 62-0814289

Est. 1970

October 29, 2009

Analyte	Units	Laboratory Control Sample		% Rec	Limit	Batch
		Known Val	Result			
Carbon tetrachloride	mg/kg	.025	0.0251	100.	60-140	WG447282
Chlorobenzene	mg/kg	.025	0.0255	102.	75-125	WG447282
Chlorodibromomethane	mg/kg	.025	0.0265	106.	72-137	WG447282
Chloroethane	mg/kg	.025	0.0199	79.7	44-159	WG447282
Chloroform	mg/kg	.025	0.0240	95.9	63-123	WG447282
Chloromethane	mg/kg	.025	0.0197	78.7	42-149	WG447282
cis-1,2-Dichloroethene	mg/kg	.025	0.0234	93.5	71-129	WG447282
cis-1,3-Dichloropropene	mg/kg	.025	0.0239	95.5	73-132	WG447282
Dichlorodifluoromethane	mg/kg	.025	0.0260	104.	26-186	WG447282
Ethylbenzene	mg/kg	.025	0.0250	100.	74-128	WG447282
Isopropylbenzene	mg/kg	.025	0.0232	92.8	73-130	WG447282
Methyl tert-butyl ether	mg/kg	.025	0.0225	89.9	44-148	WG447282
Methylene Chloride	mg/kg	.025	0.0229	91.5	57-129	WG447282
Styrene	mg/kg	.025	0.0248	99.0	76-133	WG447282
Tetrachloroethene	mg/kg	.025	0.0246	98.5	65-135	WG447282
Toluene	mg/kg	.025	0.0233	93.2	70-120	WG447282
trans-1,2-Dichloroethene	mg/kg	.025	0.0224	89.8	61-133	WG447282
trans-1,3-Dichloropropene	mg/kg	.025	0.0257	103.	70-135	WG447282
Trichloroethene	mg/kg	.025	0.0242	96.7	71-126	WG447282
Trichlorofluoromethane	mg/kg	.025	0.0246	98.6	52-147	WG447282
Vinyl chloride	mg/kg	.025	0.0204	81.7	50-151	WG447282
Xylenes, Total	mg/kg	.075	0.0713	95.0	74-127	WG447282
4-Bromofluorobenzene				99.04	59-140	WG447282
Dibromofluoromethane				97.03	63-139	WG447282
Toluene-d8				98.16	84-116	WG447282
1,1,1-Trichloroethane	mg/kg	.025	0.0299	120.	62-135	WG447397
1,1,2,2-Tetrachloroethane	mg/kg	.025	0.0298	119.	74-129	WG447397
1,1,2-Trichloroethane	mg/kg	.025	0.0285	114.	77-124	WG447397
1,1,2-Trichloro-1,2,2-trifluoroethane	mg/kg	.025	0.0285	114.	49-155	WG447397
1,1-Dichloroethane	mg/kg	.025	0.0296	119.	61-134	WG447397
1,1-Dichloroethene	mg/kg	.025	0.0292	117.	53-136	WG447397
1,2,3-Trichlorobenzene	mg/kg	.025	0.0304	122.	62-146	WG447397
1,2,4-Trichlorobenzene	mg/kg	.025	0.0297	119.	61-148	WG447397
1,2-Dibromo-3-Chloropropane	mg/kg	.025	0.0327	131.	61-134	WG447397
1,2-Dibromoethane	mg/kg	.025	0.0288	115.	76-127	WG447397
1,2-Dichlorobenzene	mg/kg	.025	0.0293	117.	77-123	WG447397
1,2-Dichloroethane	mg/kg	.025	0.0297	119.	58-141	WG447397
1,2-Dichloropropane	mg/kg	.025	0.0284	114.	71-128	WG447397
1,3-Dichlorobenzene	mg/kg	.025	0.0280	112.	71-132	WG447397
1,4-Dichlorobenzene	mg/kg	.025	0.0283	113.	72-123	WG447397
2-Butanone (MEK)	mg/kg	.125	0.150	120.	51-131	WG447397
2-Hexanone	mg/kg	.125	0.161	128.	62-145	WG447397
4-Methyl-2-pentanone (MIBK)	mg/kg	.125	0.160	128.	61-143	WG447397
Acetone	mg/kg	.125	0.145	116.	44-140	WG447397
Benzene	mg/kg	.025	0.0290	116.	65-128	WG447397
Bromochloromethane	mg/kg	.025	0.0293	117.	73-130	WG447397
Bromodichloromethane	mg/kg	.025	0.0321	128.*	66-126	WG447397
Bromoform	mg/kg	.025	0.0299	120.	64-139	WG447397
Bromomethane	mg/kg	.025	0.0280	112.	41-175	WG447397
Carbon disulfide	mg/kg	.025	0.0323	129.	36-161	WG447397
Carbon tetrachloride	mg/kg	.025	0.0311	124.	60-140	WG447397
Chlorobenzene	mg/kg	.025	0.0280	112.	75-125	WG447397
Chlorodibromomethane	mg/kg	.025	0.0336	134.	72-137	WG447397
Chloroethane	mg/kg	.025	0.0288	115.	44-159	WG447397
Chloroform	mg/kg	.025	0.0298	119.	63-123	WG447397
Chloromethane	mg/kg	.025	0.0283	113.	42-149	WG447397
cis-1,2-Dichloroethene	mg/kg	.025	0.0288	115.	71-129	WG447397

* Performance of this Analyte is outside of established criteria.

For additional information, please see Attachment A 'List of Analytes with QC Qualifiers.'



YOUR LAB OF CHOICE

SLR International Corp. - West Linn, OR
 Chris Kramer
 1800 Blankenship Road, Suite 440
 West Linn, OR 97068

Quality Assurance Report
 Level II

L428380

12065 Lebanon Rd.
 Mt. Juliet, TN 37122
 (615) 758-5858
 1-800-767-5859
 Fax (615) 758-5859

Tax I.D. 62-0814289

Est. 1970

October 29, 2009

Analyte	Units	Laboratory Control Sample		% Rec	Limit	Batch
		Known Val	Result			
cis-1,3-Dichloropropene	mg/kg	.025	0.0314	126.	73-132	WG447397
Dichlorodifluoromethane	mg/kg	.025	0.0277	111.	26-186	WG447397
Ethylbenzene	mg/kg	.025	0.0286	115.	74-128	WG447397
Isopropylbenzene	mg/kg	.025	0.0286	114.	73-130	WG447397
Methyl tert-butyl ether	mg/kg	.025	0.0304	121.	44-148	WG447397
Methylene Chloride	mg/kg	.025	0.0286	114.	57-129	WG447397
Styrene	mg/kg	.025	0.0302	121.	76-133	WG447397
Tetrachloroethene	mg/kg	.025	0.0275	110.	65-135	WG447397
Toluene	mg/kg	.025	0.0277	111.	70-120	WG447397
trans-1,2-Dichloroethene	mg/kg	.025	0.0289	116.	61-133	WG447397
trans-1,3-Dichloropropene	mg/kg	.025	0.0324	130.	70-135	WG447397
Trichloroethene	mg/kg	.025	0.0288	115.	71-126	WG447397
Trichlorofluoromethane	mg/kg	.025	0.0290	116.	52-147	WG447397
Vinyl chloride	mg/kg	.025	0.0290	116.	50-151	WG447397
Xylenes, Total	mg/kg	.075	0.0843	112.	74-127	WG447397
4-Bromofluorobenzene				101.0	59-140	WG447397
Dibromofluoromethane				109.9	63-139	WG447397
Toluene-d8				102.4	84-116	WG447397
1,2,4,5-Tetrachlorobenzene	ppm	.333	0.260	77.9	51-112	WG447470
2,4,5-Trichlorophenol	ppm	.333	0.335	100.	53-110	WG447470
2,4,6-Trichlorophenol	ppm	.333	0.319	95.7	56-109	WG447470
2,4-Dichlorophenol	ppm	.333	0.279	83.8	54-107	WG447470
2,4-Dimethylphenol	ppm	.333	0.443	133.*	58-119	WG447470
2,4-Dinitrophenol	ppm	.333	0.314	94.3	16-130	WG447470
2,4-Dinitrotoluene	ppm	.333	0.339	102.	53-120	WG447470
2,6-Dinitrotoluene	ppm	.333	0.307	92.3	56-113	WG447470
2-Chloronaphthalene	ppm	.333	0.306	92.0	55-103	WG447470
2-Chlorophenol	ppm	.333	0.259	77.7	52-108	WG447470
2-Methylnaphthalene	ppm	.333	0.291	87.2	52-107	WG447470
2-Methylphenol	ppm	.333	0.322	96.6	58-116	WG447470
2-Nitroaniline	ppm	.333	0.322	96.7	54-116	WG447470
2-Nitrophenol	ppm	.333	0.277	83.2	38-110	WG447470
3&4-Methyl Phenol	ppm	.333	0.336	101.	60-136	WG447470
3,3-Dichlorobenzidine	ppm	.333	0.255	76.6	24-123	WG447470
3-Nitroaniline	ppm	.333	0.322	96.8	17-135	WG447470
4,6-Dinitro-2-methylphenol	ppm	.333	0.262	78.8	34-111	WG447470
4-Bromophenyl-phenylether	ppm	.333	0.352	106.*	47-98	WG447470
4-Chloro-3-methylphenol	ppm	.333	0.292	87.7	54-116	WG447470
4-Chloroaniline	ppm	.333	0.305	91.5	18-130	WG447470
4-Chlorophenyl-phenylether	ppm	.333	0.351	105.	55-106	WG447470
4-Nitroaniline	ppm	.333	0.330	99.1	16-133	WG447470
4-Nitrophenol	ppm	.333	0.312	93.7	34-123	WG447470
Acenaphthene	ppm	.333	0.310	93.1	54-102	WG447470
Acenaphthylene	ppm	.333	0.326	97.8	56-104	WG447470
Acetophenone	ppm	.333	0.225	67.7	42-92	WG447470
Anthracene	ppm	.333	0.345	104.	57-112	WG447470
Atrazine	ppm	.333	0.316	94.8	40-143	WG447470
Benzaldehyde	ppm	.333	0.128	38.5	0-69	WG447470
Benzo(a)anthracene	ppm	.333	0.323	96.9	55-105	WG447470
Benzo(a)pyrene	ppm	.333	0.307	92.2	59-114	WG447470
Benzo(b)fluoranthene	ppm	.333	0.273	82.0	44-116	WG447470
Benzo(g,h,i)perylene	ppm	.333	0.307	92.3	41-127	WG447470
Benzo(k)fluoranthene	ppm	.333	0.319	95.9	36-119	WG447470
Benzylbutyl phthalate	ppm	.333	0.347	104.	57-130	WG447470
Biphenyl	ppm	.333	0.299	89.9	54-103	WG447470
Bis(2-chloroethoxy)methane	ppm	.333	0.329	98.7	52-107	WG447470
Bis(2-chloroethyl)ether	ppm	.333	0.291	87.2	38-115	WG447470

* Performance of this Analyte is outside of established criteria.
 For additional information, please see Attachment A 'List of Analytes with QC Qualifiers.'



YOUR LAB OF CHOICE

SLR International Corp. - West Linn, OR
 Chris Kramer
 1800 Blankenship Road, Suite 440
 West Linn, OR 97068

Quality Assurance Report
 Level II

L428380

12065 Lebanon Rd.
 Mt. Juliet, TN 37122
 (615) 758-5858
 1-800-767-5859
 Fax (615) 758-5859

Tax I.D. 62-0814289

Est. 1970

October 29, 2009

Analyte	Units	Laboratory Control Sample		% Rec	Limit	Batch
		Known Val	Result			
Bis(2-chloroisopropyl)ether	ppm	.333	0.303	90.9	49-106	WG447470
Bis(2-ethylhexyl)phthalate	ppm	.333	0.366	110.	50-130	WG447470
Caprolactam	ppm	.333	0.271	81.5	43-131	WG447470
Carbazole	ppm	.333	0.317	95.3	42-120	WG447470
Chrysene	ppm	.333	0.294	88.2	54-103	WG447470
Di-n-butyl phthalate	ppm	.333	0.369	111.	56-121	WG447470
Di-n-octyl phthalate	ppm	.333	0.370	111.	50-128	WG447470
Dibenz(a,h)anthracene	ppm	.333	0.295	88.7	42-128	WG447470
Dibenzofuran	ppm	.333	0.318	95.5	56-111	WG447470
Diethyl phthalate	ppm	.333	0.358	108.	57-110	WG447470
Dimethyl phthalate	ppm	.333	0.364	109.*	57-108	WG447470
Fluoranthene	ppm	.333	0.339	102.	51-109	WG447470
Fluorene	ppm	.333	0.330	99.2	53-106	WG447470
Hexachloro-1,3-butadiene	ppm	.333	0.262	78.7	46-110	WG447470
Hexachlorobenzene	ppm	.333	0.298	89.4	51-117	WG447470
Hexachlorocyclopentadiene	ppm	.333	0.364	109.	21-127	WG447470
Hexachloroethane	ppm	.333	0.239	71.9	43-104	WG447470
Indeno(1,2,3-cd)pyrene	ppm	.333	0.300	89.9	42-127	WG447470
Isophorone	ppm	.333	0.277	83.2	56-116	WG447470
n-Nitrosodi-n-propylamine	ppm	.333	0.322	96.6	54-113	WG447470
n-Nitrosodiphenylamine	ppm	.333	0.352	106.	66-126	WG447470
Naphthalene	ppm	.333	0.270	81.1	46-97	WG447470
Nitrobenzene	ppm	.333	0.270	81.1	46-102	WG447470
Pentachlorophenol	ppm	.333	0.345	104.	37-118	WG447470
Phenanthrene	ppm	.333	0.314	94.2	56-102	WG447470
Phenol	ppm	.333	0.288	86.6	55-115	WG447470
Pyrene	ppm	.333	0.288	86.4	53-111	WG447470
2,4,6-Tribromophenol				49.46	25-137	WG447470
2-Fluorobiphenyl				45.17	30-120	WG447470
2-Fluorophenol				42.00	26-130	WG447470
Nitrobenzene-d5				41.57	18-119	WG447470
Phenol-d5				42.78	37-141	WG447470
p-Terphenyl-d14				48.78	23-143	WG447470
1,1,1-Trichloroethane	mg/kg	.025	0.0271	108.	62-135	WG447497
1,1,2,2-Tetrachloroethane	mg/kg	.025	0.0227	90.8	74-129	WG447497
1,1,2-Trichloroethane	mg/kg	.025	0.0219	87.6	77-124	WG447497
1,1,2-Trichloro-1,2,2-trifluoroethane	mg/kg	.025	0.0276	110.	49-155	WG447497
1,1-Dichloroethane	mg/kg	.025	0.0303	121.	61-134	WG447497
1,1-Dichloroethene	mg/kg	.025	0.0270	108.	53-136	WG447497
1,2,3-Trichlorobenzene	mg/kg	.025	0.0236	94.4	62-146	WG447497
1,2,4-Trichlorobenzene	mg/kg	.025	0.0257	103.	61-148	WG447497
1,2-Dibromo-3-Chloropropane	mg/kg	.025	0.0209	83.5	61-134	WG447497
1,2-Dibromoethane	mg/kg	.025	0.0215	86.0	76-127	WG447497
1,2-Dichlorobenzene	mg/kg	.025	0.0257	103.	77-123	WG447497
1,2-Dichloroethane	mg/kg	.025	0.0263	105.	58-141	WG447497
1,2-Dichloropropane	mg/kg	.025	0.0260	104.	71-128	WG447497
1,3-Dichlorobenzene	mg/kg	.025	0.0217	86.7	71-132	WG447497
1,4-Dichlorobenzene	mg/kg	.025	0.0256	102.	72-123	WG447497
2-Butanone (MEK)	mg/kg	.125	0.124	99.0	51-131	WG447497
2-Hexanone	mg/kg	.125	0.103	82.5	62-145	WG447497
4-Methyl-2-pentanone (MIBK)	mg/kg	.125	0.117	93.7	61-143	WG447497
Acetone	mg/kg	.125	0.121	96.8	44-140	WG447497
Benzene	mg/kg	.025	0.0293	117.	65-128	WG447497
Bromochloromethane	mg/kg	.025	0.0284	114.	73-130	WG447497
Bromodichloromethane	mg/kg	.025	0.0259	104.	66-126	WG447497
Bromoform	mg/kg	.025	0.0224	89.4	64-139	WG447497
Bromomethane	mg/kg	.025	0.0316	127.	41-175	WG447497

* Performance of this Analyte is outside of established criteria.
 For additional information, please see Attachment A 'List of Analytes with QC Qualifiers.'



12065 Lebanon Rd.
 Mt. Juliet, TN 37122
 (615) 758-5858
 1-800-767-5859
 Fax (615) 758-5859

Tax I.D. 62-0814289

Est. 1970

SLR International Corp. - West Linn, OR
 Chris Kramer
 1800 Blankenship Road, Suite 440

Quality Assurance Report
 Level II

West Linn, OR 97068

October 29, 2009

L428380

Analyte	Units	Laboratory Control Sample		% Rec	Limit	Batch
		Known Val	Result			
Carbon disulfide	mg/kg	.025	0.0303	121.	36-161	WG447497
Carbon tetrachloride	mg/kg	.025	0.0263	105.	60-140	WG447497
Chlorobenzene	mg/kg	.025	0.0227	90.6	75-125	WG447497
Chlorodibromomethane	mg/kg	.025	0.0236	94.4	72-137	WG447497
Chloroethane	mg/kg	.025	0.0477	191.*	44-159	WG447497
Chloroform	mg/kg	.025	0.0296	118.	63-123	WG447497
Chloromethane	mg/kg	.025	0.0265	106.	42-149	WG447497
cis-1,2-Dichloroethene	mg/kg	.025	0.0286	114.	71-129	WG447497
cis-1,3-Dichloropropene	mg/kg	.025	0.0260	104.	73-132	WG447497
Dichlorodifluoromethane	mg/kg	.025	0.0193	77.1	26-186	WG447497
Ethylbenzene	mg/kg	.025	0.0230	91.9	74-128	WG447497
Isopropylbenzene	mg/kg	.025	0.0225	90.0	73-130	WG447497
Methyl tert-butyl ether	mg/kg	.025	0.0254	101.	44-148	WG447497
Methylene Chloride	mg/kg	.025	0.0284	114.	57-129	WG447497
Styrene	mg/kg	.025	0.0227	90.8	76-133	WG447497
Tetrachloroethene	mg/kg	.025	0.0202	80.8	65-135	WG447497
Toluene	mg/kg	.025	0.0260	104.	70-120	WG447497
trans-1,2-Dichloroethene	mg/kg	.025	0.0274	110.	61-133	WG447497
trans-1,3-Dichloropropene	mg/kg	.025	0.0239	95.6	70-135	WG447497
Trichloroethene	mg/kg	.025	0.0247	98.9	71-126	WG447497
Trichlorofluoromethane	mg/kg	.025	0.0294	118.	52-147	WG447497
Vinyl chloride	mg/kg	.025	0.0318	127.	50-151	WG447497
Xylenes, Total	mg/kg	.075	0.0673	89.7	74-127	WG447497
4-Bromofluorobenzene				84.65	59-140	WG447497
Dibromofluoromethane				117.8	63-139	WG447497
Toluene-d8				107.7	84-116	WG447497
Acetone	mg/kg	.125	0.100	80.3	44-140	WG447562
4-Bromofluorobenzene				101.3	59-140	WG447562
Dibromofluoromethane				101.7	63-139	WG447562
Toluene-d8				100.6	84-116	WG447562

Analyte	Units	Laboratory Control Sample Duplicate			Limit	RPD	Limit	Batch
		Result	Ref	%Rec				
Gasoline Range Organics-NWTPH	mg/kg	5.23	5.23	95.0	67-135	0.0222	20	WG447111
a,a,a-Trifluorotoluene(FID)				103.1	59-128			WG447111
Diesel Range Organics (DRO)	mg/kg	30.3	29.4	101.	60-140	3.00	20	WG447095
Residual Range Organics (RRO)	mg/kg	29.9	29.1	100.	60-140	2.67	20	WG447095
o-Terphenyl				103.3	50-150			WG447095
1-Methylnaphthalene	ppm	0.0231	0.0222	70.0	41-110	4.03	24	WG447187
2-Chloronaphthalene	ppm	0.0237	0.0232	72.0	43-109	2.27	21	WG447187
2-Methylnaphthalene	ppm	0.0223	0.0211	68.0	38-104	5.40	24	WG447187
Acenaphthene	ppm	0.0236	0.0215	72.0	48-103	9.51	20	WG447187
Acenaphthylene	ppm	0.0227	0.0214	69.0	43-106	6.00	20	WG447187
Anthracene	ppm	0.0203	0.0206	61.0	51-110	1.93	22	WG447187
Benzo(a)anthracene	ppm	0.0234	0.0207	71.0	38-126	12.3	20	WG447187
Benzo(a)pyrene	ppm	0.0239	0.0224	72.0	47-118	6.65	20	WG447187
Benzo(b)fluoranthene	ppm	0.0245	0.0213	74.0	47-118	14.0	29	WG447187
Benzo(g,h,i)perylene	ppm	0.0250	0.0235	76.0	40-125	6.29	20	WG447187
Benzo(k)fluoranthene	ppm	0.0209	0.0217	63.0	45-121	3.94	31	WG447187
Chrysene	ppm	0.0229	0.0207	69.0	35-135	10.0	20	WG447187
Dibenz(a,h)anthracene	ppm	0.0250	0.0232	76.0	41-124	7.24	20	WG447187
Fluoranthene	ppm	0.0205	0.0199	62.0	50-114	2.81	20	WG447187

* Performance of this Analyte is outside of established criteria.
 For additional information, please see Attachment A 'List of Analytes with QC Qualifiers.'



12065 Lebanon Rd.
 Mt. Juliet, TN 37122
 (615) 758-5858
 1-800-767-5859
 Fax (615) 758-5859

Tax I.D. 62-0814289

Est. 1970

SLR International Corp. - West Linn, OR
 Chris Kramer
 1800 Blankenship Road, Suite 440

Quality Assurance Report
 Level II

West Linn, OR 97068

October 29, 2009

L428380

Analyte	Units	Laboratory Control		Sample Duplicate	Limit	RPD	Limit	Batch
		Result	Ref	%Rec				
Fluorene	ppm	0.0225	0.0218	68.0	49-109	3.13	19	WG447187
Indeno(1,2,3-cd)pyrene	ppm	0.0252	0.0235	76.0	40-126	6.74	20	WG447187
Naphthalene	ppm	0.0227	0.0214	69.0	36-100	5.62	24	WG447187
Phenanthrene	ppm	0.0215	0.0205	65.0	46-108	4.85	21	WG447187
Pyrene	ppm	0.0227	0.0216	69.0	30-136	4.62	20	WG447187
2-Fluorobiphenyl				63.51	30-120			WG447187
Nitrobenzene-d5				77.86	18-119			WG447187
p-Terphenyl-d14				82.71	23-143			WG447187
Gasoline Range Organics-NWTPH	mg/kg	4.27	4.44	78.0	67-135	3.78	20	WG447340
a,a,a-Trifluorotoluene(FID)				101.9	59-128			WG447340
1,1,1-Trichloroethane	mg/kg	0.0242	0.0251	97.0	62-135	3.42	20	WG447282
1,1,2,2-Tetrachloroethane	mg/kg	0.0208	0.0221	83.0	74-129	6.07	20	WG447282
1,1,2-Trichloroethane	mg/kg	0.0237	0.0243	95.0	77-124	2.32	20	WG447282
1,1,2-Trichloro-1,2,2-trifluoroethane	mg/kg	0.0190	0.0193	76.0	49-155	1.34	20	WG447282
1,1-Dichloroethane	mg/kg	0.0213	0.0214	85.0	61-134	0.807	20	WG447282
1,1-Dichloroethene	mg/kg	0.0206	0.0208	82.0	53-136	1.04	20	WG447282
1,2,3-Trichlorobenzene	mg/kg	0.0252	0.0257	101.	62-146	1.91	20	WG447282
1,2,4-Trichlorobenzene	mg/kg	0.0255	0.0254	102.	61-148	0.677	20	WG447282
1,2-Dibromo-3-Chloropropane	mg/kg	0.0233	0.0233	93.0	61-134	0.260	21	WG447282
1,2-Dibromoethane	mg/kg	0.0243	0.0252	97.0	76-127	3.57	20	WG447282
1,2-Dichlorobenzene	mg/kg	0.0229	0.0230	91.0	77-123	0.666	20	WG447282
1,2-Dichloroethane	mg/kg	0.0274	0.0272	110.	58-141	0.684	20	WG447282
1,2-Dichloropropane	mg/kg	0.0205	0.0225	82.0	71-128	9.11	20	WG447282
1,3-Dichlorobenzene	mg/kg	0.0229	0.0223	92.0	71-132	2.59	20	WG447282
1,4-Dichlorobenzene	mg/kg	0.0220	0.0222	88.0	72-123	0.943	20	WG447282
2-Butanone (MEK)	mg/kg	0.0990	0.103	79.0	51-131	3.74	25	WG447282
2-Hexanone	mg/kg	0.107	0.113	85.0	62-145	6.17	23	WG447282
4-Methyl-2-pentanone (MIBK)	mg/kg	0.103	0.106	82.0	61-143	2.92	23	WG447282
Acetone	mg/kg	0.0949	0.0978	76.0	44-140	3.03	25	WG447282
Benzene	mg/kg	0.0206	0.0213	82.0	65-128	3.22	20	WG447282
Bromochloromethane	mg/kg	0.0242	0.0243	97.0	73-130	0.199	20	WG447282
Bromodichloromethane	mg/kg	0.0252	0.0256	101.	66-126	1.46	20	WG447282
Bromoform	mg/kg	0.0238	0.0255	95.0	64-139	6.79	20	WG447282
Bromomethane	mg/kg	0.0188	0.0196	75.0	41-175	4.23	20	WG447282
Carbon disulfide	mg/kg	0.0166	0.0168	66.0	36-161	1.25	20	WG447282
Carbon tetrachloride	mg/kg	0.0248	0.0251	99.0	60-140	1.07	20	WG447282
Chlorobenzene	mg/kg	0.0240	0.0255	96.0	75-125	6.27	20	WG447282
Chlorodibromomethane	mg/kg	0.0255	0.0265	102.	72-137	3.73	20	WG447282
Chloroethane	mg/kg	0.0187	0.0199	75.0	44-159	6.41	20	WG447282
Chloroform	mg/kg	0.0232	0.0240	93.0	63-123	3.42	20	WG447282
Chloromethane	mg/kg	0.0183	0.0197	73.0	42-149	7.51	20	WG447282
cis-1,2-Dichloroethene	mg/kg	0.0232	0.0234	93.0	71-129	0.681	20	WG447282
cis-1,3-Dichloropropene	mg/kg	0.0230	0.0239	92.0	73-132	3.52	20	WG447282
Dichlorodifluoromethane	mg/kg	0.0257	0.0260	103.	26-186	1.39	22	WG447282
Ethylbenzene	mg/kg	0.0238	0.0250	95.0	74-128	4.94	20	WG447282
Isopropylbenzene	mg/kg	0.0226	0.0232	90.0	73-130	2.65	20	WG447282
Methyl tert-butyl ether	mg/kg	0.0223	0.0225	89.0	44-148	0.644	20	WG447282
Methylene Chloride	mg/kg	0.0223	0.0229	89.0	57-129	2.51	20	WG447282
Styrene	mg/kg	0.0246	0.0248	98.0	76-133	0.507	20	WG447282
Tetrachloroethene	mg/kg	0.0237	0.0246	95.0	65-135	3.66	20	WG447282
Toluene	mg/kg	0.0222	0.0233	89.0	70-120	4.68	20	WG447282
trans-1,2-Dichloroethene	mg/kg	0.0223	0.0224	89.0	61-133	0.840	20	WG447282
trans-1,3-Dichloropropene	mg/kg	0.0242	0.0257	97.0	70-135	6.09	20	WG447282
Trichloroethene	mg/kg	0.0231	0.0242	92.0	71-126	4.63	20	WG447282
Trichlorofluoromethane	mg/kg	0.0241	0.0246	96.0	52-147	2.02	20	WG447282

* Performance of this Analyte is outside of established criteria.

For additional information, please see Attachment A 'List of Analytes with QC Qualifiers.'



12065 Lebanon Rd.
 Mt. Juliet, TN 37122
 (615) 758-5858
 1-800-767-5859
 Fax (615) 758-5859

Tax I.D. 62-0814289

Est. 1970

SLR International Corp. - West Linn, OR
 Chris Kramer
 1800 Blankenship Road, Suite 440

Quality Assurance Report
 Level II

West Linn, OR 97068

October 29, 2009

L428380

Analyte	Units	Laboratory Control		Sample Duplicate	Limit	RPD	Limit	Batch
		Result	Ref	%Rec				
Vinyl chloride	mg/kg	0.0198	0.0204	79.0	50-151	3.29	20	WG447282
Xylenes, Total	mg/kg	0.0694	0.0713	92.0	74-127	2.60	20	WG447282
4-Bromofluorobenzene				99.45	59-140			WG447282
Dibromofluoromethane				99.18	63-139			WG447282
Toluene-d8				95.58	84-116			WG447282
1,1,1-Trichloroethane	mg/kg	0.0267	0.0299	107.	62-135	11.4	20	WG447397
1,1,2,2-Tetrachloroethane	mg/kg	0.0264	0.0298	105.	74-129	12.3	20	WG447397
1,1,2-Trichloroethane	mg/kg	0.0258	0.0285	103.	77-124	10.1	20	WG447397
1,1,2-Trichloro-1,2,2-trifluoroethane	mg/kg	0.0260	0.0285	104.	49-155	9.13	20	WG447397
1,1-Dichloroethane	mg/kg	0.0261	0.0296	104.	61-134	12.6	20	WG447397
1,1-Dichloroethene	mg/kg	0.0255	0.0292	102.	53-136	13.7	20	WG447397
1,2,3-Trichlorobenzene	mg/kg	0.0279	0.0304	112.	62-146	8.49	20	WG447397
1,2,4-Trichlorobenzene	mg/kg	0.0273	0.0297	109.	61-148	8.39	20	WG447397
1,2-Dibromo-3-Chloropropane	mg/kg	0.0285	0.0327	114.	61-134	13.8	21	WG447397
1,2-Dibromoethane	mg/kg	0.0260	0.0288	104.	76-127	10.5	20	WG447397
1,2-Dichlorobenzene	mg/kg	0.0271	0.0293	108.	77-123	7.87	20	WG447397
1,2-Dichloroethane	mg/kg	0.0260	0.0297	104.	58-141	13.1	20	WG447397
1,2-Dichloropropane	mg/kg	0.0255	0.0284	102.	71-128	10.9	20	WG447397
1,3-Dichlorobenzene	mg/kg	0.0257	0.0280	103.	71-132	8.50	20	WG447397
1,4-Dichlorobenzene	mg/kg	0.0261	0.0283	104.	72-123	8.23	20	WG447397
2-Butanone (MEK)	mg/kg	0.124	0.150	99.0	51-131	18.4	25	WG447397
2-Hexanone	mg/kg	0.137	0.161	110.	62-145	15.6	23	WG447397
4-Methyl-2-pentanone (MIBK)	mg/kg	0.135	0.160	108.	61-143	17.1	23	WG447397
Acetone	mg/kg	0.119	0.145	95.0	44-140	19.6	25	WG447397
Benzene	mg/kg	0.0255	0.0290	102.	65-128	12.6	20	WG447397
Bromochloromethane	mg/kg	0.0262	0.0293	105.	73-130	11.3	20	WG447397
Bromodichloromethane	mg/kg	0.0290	0.0321	116.	66-126	10.1	20	WG447397
Bromoform	mg/kg	0.0268	0.0299	107.	64-139	10.9	20	WG447397
Bromomethane	mg/kg	0.0231	0.0280	92.0	41-175	19.2	20	WG447397
Carbon disulfide	mg/kg	0.0281	0.0323	112.	36-161	13.8	20	WG447397
Carbon tetrachloride	mg/kg	0.0284	0.0311	113.	60-140	9.05	20	WG447397
Chlorobenzene	mg/kg	0.0255	0.0280	102.	75-125	9.64	20	WG447397
Chlorodibromomethane	mg/kg	0.0300	0.0336	120.	72-137	11.3	20	WG447397
Chloroethane	mg/kg	0.0254	0.0288	102.	44-159	12.6	20	WG447397
Chloroform	mg/kg	0.0265	0.0298	106.	63-123	11.5	20	WG447397
Chloromethane	mg/kg	0.0247	0.0283	99.0	42-149	13.6	20	WG447397
cis-1,2-Dichloroethene	mg/kg	0.0260	0.0288	104.	71-129	10.2	20	WG447397
cis-1,3-Dichloropropene	mg/kg	0.0282	0.0314	113.	73-132	10.7	20	WG447397
Dichlorodifluoromethane	mg/kg	0.0242	0.0277	97.0	26-186	13.4	22	WG447397
Ethylbenzene	mg/kg	0.0259	0.0286	104.	74-128	9.96	20	WG447397
Isopropylbenzene	mg/kg	0.0262	0.0286	105.	73-130	8.86	20	WG447397
Methyl tert-butyl ether	mg/kg	0.0263	0.0304	105.	44-148	14.4	20	WG447397
Methylene Chloride	mg/kg	0.0251	0.0286	100.	57-129	13.0	20	WG447397
Styrene	mg/kg	0.0274	0.0302	110.	76-133	9.75	20	WG447397
Tetrachloroethene	mg/kg	0.0252	0.0275	101.	65-135	8.81	20	WG447397
Toluene	mg/kg	0.0251	0.0277	100.	70-120	9.94	20	WG447397
trans-1,2-Dichloroethene	mg/kg	0.0261	0.0289	104.	61-133	10.3	20	WG447397
trans-1,3-Dichloropropene	mg/kg	0.0293	0.0324	117.	70-135	9.94	20	WG447397
Trichloroethene	mg/kg	0.0261	0.0288	104.	71-126	9.90	20	WG447397
Trichlorofluoromethane	mg/kg	0.0260	0.0290	104.	52-147	10.9	20	WG447397
Vinyl chloride	mg/kg	0.0255	0.0290	102.	50-151	12.9	20	WG447397
Xylenes, Total	mg/kg	0.0769	0.0843	102.	74-127	9.29	20	WG447397
4-Bromofluorobenzene				98.89	59-140			WG447397
Dibromofluoromethane				102.9	63-139			WG447397
Toluene-d8				101.6	84-116			WG447397

* Performance of this Analyte is outside of established criteria.
 For additional information, please see Attachment A 'List of Analytes with QC Qualifiers.'



YOUR LAB OF CHOICE

SLR International Corp. - West Linn, OR
Chris Kramer
1800 Blankenship Road, Suite 440

Quality Assurance Report
Level II

West Linn, OR 97068

L428380

12065 Lebanon Rd.
Mt. Juliet, TN 37122
(615) 758-5858
1-800-767-5859
Fax (615) 758-5859

Tax I.D. 62-0814289

Est. 1970

October 29, 2009

Analyte	Units	Laboratory Control		Sample Duplicate	Limit	RPD	Limit	Batch
		Result	Ref	%Rec				
1,2,4,5-Tetrachlorobenzene	ppm	0.235	0.260	70.0	51-112	9.98	21	WG447470
2,4,5-Trichlorophenol	ppm	0.283	0.335	85.0	53-110	16.6	25	WG447470
2,4,6-Trichlorophenol	ppm	0.272	0.319	82.0	56-109	15.8	20	WG447470
2,4-Dichlorophenol	ppm	0.252	0.279	76.0	54-107	10.2	21	WG447470
2,4-Dimethylphenol	ppm	0.385	0.443	116.	58-119	13.9	23	WG447470
2,4-Dinitrophenol	ppm	0.177	0.314	53.0	16-130	56.0*	45	WG447470
2,4-Dinitrotoluene	ppm	0.285	0.339	86.0	53-120	17.1	23	WG447470
2,6-Dinitrotoluene	ppm	0.279	0.307	84.0	56-113	9.65	22	WG447470
2-Chloronaphthalene	ppm	0.269	0.306	81.0	55-103	13.0	20	WG447470
2-Chlorophenol	ppm	0.239	0.259	72.0	52-108	7.96	24	WG447470
2-Methylnaphthalene	ppm	0.259	0.291	78.0	52-107	11.5	21	WG447470
2-Methylphenol	ppm	0.275	0.322	83.0	58-116	15.6	22	WG447470
2-Nitroaniline	ppm	0.280	0.322	84.0	54-116	13.8	24	WG447470
2-Nitrophenol	ppm	0.256	0.277	77.0	38-110	7.96	24	WG447470
3&4-Methyl Phenol	ppm	0.300	0.336	90.0	60-136	11.4	29	WG447470
3,3-Dichlorobenzidine	ppm	0.183	0.255	55.0	24-123	32.9	35	WG447470
3-Nitroaniline	ppm	0.292	0.322	88.0	17-135	9.69	33	WG447470
4,6-Dinitro-2-methylphenol	ppm	0.210	0.262	63.0	34-111	22.0	33	WG447470
4-Bromophenyl-phenylether	ppm	0.306	0.352	92.0	47-98	13.7	23	WG447470
4-Chloro-3-methylphenol	ppm	0.256	0.292	77.0	54-116	13.0	23	WG447470
4-Chloroaniline	ppm	0.282	0.305	85.0	18-130	7.78	31	WG447470
4-Chlorophenyl-phenylether	ppm	0.309	0.351	93.0	55-106	12.8	22	WG447470
4-Nitroaniline	ppm	0.286	0.330	86.0	16-133	14.2	37	WG447470
4-Nitrophenol	ppm	0.279	0.312	84.0	34-123	11.1	36	WG447470
Acenaphthene	ppm	0.278	0.310	83.0	54-102	10.9	20	WG447470
Acenaphthylene	ppm	0.281	0.326	84.0	56-104	14.7	20	WG447470
Acetophenone	ppm	0.203	0.225	61.0	42-92	10.5	22	WG447470
Anthracene	ppm	0.293	0.345	88.0	57-112	16.3	21	WG447470
Atrazine	ppm	0.277	0.316	83.0	40-143	12.9	25	WG447470
Benzaldehyde	ppm	0.122	0.128	37.0	0-69	4.64	32	WG447470
Benzo(a)anthracene	ppm	0.259	0.323	78.0	55-105	21.9*	21	WG447470
Benzo(a)pyrene	ppm	0.257	0.307	77.0	59-114	17.8	22	WG447470
Benzo(b)fluoranthene	ppm	0.250	0.273	75.0	44-116	8.81	33	WG447470
Benzo(g,h,i)perylene	ppm	0.288	0.307	87.0	41-127	6.34	29	WG447470
Benzo(k)fluoranthene	ppm	0.239	0.319	72.0	36-119	28.7	37	WG447470
Benzylbutyl phthalate	ppm	0.304	0.347	91.0	57-130	13.3	27	WG447470
Biphenyl	ppm	0.264	0.299	79.0	54-103	12.4	21	WG447470
Bis(2-chlorethoxy)methane	ppm	0.295	0.329	89.0	52-107	10.8	21	WG447470
Bis(2-chloroethyl)ether	ppm	0.268	0.291	80.0	38-115	8.23	28	WG447470
Bis(2-chloroisopropyl)ether	ppm	0.282	0.303	85.0	49-106	6.97	25	WG447470
Bis(2-ethylhexyl)phthalate	ppm	0.308	0.366	92.0	50-130	17.2	29	WG447470
Caprolactam	ppm	0.236	0.271	71.0	43-131	14.1	24	WG447470
Carbazole	ppm	0.263	0.317	79.0	42-120	18.9	26	WG447470
Chrysene	ppm	0.250	0.294	75.0	54-103	16.2	23	WG447470
Di-n-butyl phthalate	ppm	0.320	0.369	96.0	56-121	14.2	22	WG447470
Di-n-octyl phthalate	ppm	0.317	0.370	95.0	50-128	15.7	26	WG447470
Dibenz(a,h)anthracene	ppm	0.272	0.295	82.0	42-128	8.18	28	WG447470
Dibenzofuran	ppm	0.274	0.318	82.0	56-111	14.7	21	WG447470
Diethyl phthalate	ppm	0.311	0.358	93.0	57-110	14.1	20	WG447470
Dimethyl phthalate	ppm	0.311	0.364	93.0	57-108	15.7	20	WG447470
Fluoranthene	ppm	0.289	0.339	87.0	51-109	16.0	26	WG447470
Fluorene	ppm	0.283	0.330	85.0	53-106	15.5	20	WG447470
Hexachloro-1,3-butadiene	ppm	0.248	0.262	75.0	46-110	5.28	25	WG447470
Hexachlorobenzene	ppm	0.262	0.298	79.0	51-117	12.6	24	WG447470
Hexachlorocyclopentadiene	ppm	0.255	0.364	76.0	21-127	35.5	40	WG447470
Hexachloroethane	ppm	0.233	0.239	70.0	43-104	2.53	27	WG447470
Indeno(1,2,3-cd)pyrene	ppm	0.275	0.300	83.0	42-127	8.42	28	WG447470
Isophorone	ppm	0.243	0.277	73.0	56-116	12.9	21	WG447470
n-Nitrosodi-n-propylamine	ppm	0.301	0.322	90.0	54-113	6.71	21	WG447470

* Performance of this Analyte is outside of established criteria.

For additional information, please see Attachment A 'List of Analytes with QC Qualifiers.'



12065 Lebanon Rd.
 Mt. Juliet, TN 37122
 (615) 758-5858
 1-800-767-5859
 Fax (615) 758-5859

YOUR LAB OF CHOICE

Tax I.D. 62-0814289

SLR International Corp. - West Linn, OR
 Chris Kramer
 1800 Blankenship Road, Suite 440

Quality Assurance Report
 Level II

Est. 1970

West Linn, OR 97068

October 29, 2009

L428380

Analyte	Units	Laboratory Control		Sample Duplicate	Limit	RPD	Limit	Batch
		Result	Ref	%Rec				
n-Nitrosodiphenylamine	ppm	0.302	0.352	91.0	66-126	15.2	22	WG447470
Naphthalene	ppm	0.245	0.270	73.0	46-97	9.82	23	WG447470
Nitrobenzene	ppm	0.243	0.270	73.0	46-102	10.7	23	WG447470
Pentachlorophenol	ppm	0.250	0.345	75.0	37-118	32.0*	28	WG447470
Phenanthrene	ppm	0.279	0.314	84.0	56-102	11.7	20	WG447470
Phenol	ppm	0.261	0.288	78.0	55-115	10.1	22	WG447470
Pyrene	ppm	0.247	0.288	74.0	53-111	15.0	26	WG447470
2,4,6-Tribromophenol				85.78	25-137			WG447470
2-Fluorobiphenyl				81.99	30-120			WG447470
2-Fluorophenol				80.50	26-130			WG447470
Nitrobenzene-d5				68.18	18-119			WG447470
Phenol-d5				77.36	37-141			WG447470
p-Terphenyl-d14				86.59	23-143			WG447470
1,1,1-Trichloroethane	mg/kg	0.0280	0.0271	112.	62-135	3.15	20	WG447497
1,1,2,2-Tetrachloroethane	mg/kg	0.0240	0.0227	96.0	74-129	5.43	20	WG447497
1,1,2-Trichloroethane	mg/kg	0.0228	0.0219	91.0	77-124	3.85	20	WG447497
1,1,2-Trichloro-1,2,2-trifluoroethane	mg/kg	0.0282	0.0276	113.	49-155	2.20	20	WG447497
1,1-Dichloroethane	mg/kg	0.0304	0.0303	122.	61-134	0.508	20	WG447497
1,1-Dichloroethene	mg/kg	0.0271	0.0270	108.	53-136	0.141	20	WG447497
1,2,3-Trichlorobenzene	mg/kg	0.0244	0.0236	97.0	62-146	3.16	20	WG447497
1,2,4-Trichlorobenzene	mg/kg	0.0262	0.0257	105.	61-148	2.20	20	WG447497
1,2-Dibromo-3-Chloropropane	mg/kg	0.0221	0.0209	88.0	61-134	5.78	21	WG447497
1,2-Dibromoethane	mg/kg	0.0224	0.0215	89.0	76-127	3.98	20	WG447497
1,2-Dichlorobenzene	mg/kg	0.0263	0.0257	105.	77-123	2.33	20	WG447497
1,2-Dichloroethane	mg/kg	0.0267	0.0263	107.	58-141	1.22	20	WG447497
1,2-Dichloropropane	mg/kg	0.0271	0.0260	108.	71-128	4.29	20	WG447497
1,3-Dichlorobenzene	mg/kg	0.0223	0.0217	89.0	71-132	2.78	20	WG447497
1,4-Dichlorobenzene	mg/kg	0.0265	0.0256	106.	72-123	3.72	20	WG447497
2-Butanone (MEK)	mg/kg	0.124	0.124	99.0	51-131	0.224	25	WG447497
2-Hexanone	mg/kg	0.110	0.103	88.0	62-145	6.18	23	WG447497
4-Methyl-2-pentanone (MIBK)	mg/kg	0.119	0.117	95.0	61-143	1.21	23	WG447497
Acetone	mg/kg	0.121	0.121	97.0	44-140	0.157	25	WG447497
Benzene	mg/kg	0.0299	0.0293	120.	65-128	2.19	20	WG447497
Bromochloromethane	mg/kg	0.0291	0.0284	116.	73-130	2.28	20	WG447497
Bromodichloromethane	mg/kg	0.0271	0.0259	108.	66-126	4.21	20	WG447497
Bromoform	mg/kg	0.0228	0.0224	91.0	64-139	1.90	20	WG447497
Bromomethane	mg/kg	0.0325	0.0316	130.	41-175	2.61	20	WG447497
Carbon disulfide	mg/kg	0.0304	0.0303	122.	36-161	0.265	20	WG447497
Carbon tetrachloride	mg/kg	0.0266	0.0263	106.	60-140	1.01	20	WG447497
Chlorobenzene	mg/kg	0.0236	0.0227	94.0	75-125	4.31	20	WG447497
Chlorodibromomethane	mg/kg	0.0247	0.0236	99.0	72-137	4.50	20	WG447497
Chloroethane	mg/kg	0.0473	0.0477	189*	44-159	0.713	20	WG447497
Chloroform	mg/kg	0.0300	0.0296	120.	63-123	1.38	20	WG447497
Chloromethane	mg/kg	0.0265	0.0265	106.	42-149	0.102	20	WG447497
cis-1,2-Dichloroethene	mg/kg	0.0283	0.0286	113.	71-129	0.929	20	WG447497
cis-1,3-Dichloropropene	mg/kg	0.0267	0.0260	107.	73-132	2.80	20	WG447497
Dichlorodifluoromethane	mg/kg	0.0197	0.0193	79.0	26-186	2.26	22	WG447497
Ethylbenzene	mg/kg	0.0241	0.0230	96.0	74-128	4.69	20	WG447497
Isopropylbenzene	mg/kg	0.0230	0.0225	92.0	73-130	2.23	20	WG447497
Methyl tert-butyl ether	mg/kg	0.0257	0.0254	103.	44-148	1.35	20	WG447497
Methylene Chloride	mg/kg	0.0293	0.0284	117.	57-129	3.05	20	WG447497
Styrene	mg/kg	0.0235	0.0227	94.0	76-133	3.41	20	WG447497
Tetrachloroethene	mg/kg	0.0211	0.0202	84.0	65-135	4.62	20	WG447497
Toluene	mg/kg	0.0266	0.0260	106.	70-120	2.30	20	WG447497
trans-1,2-Dichloroethene	mg/kg	0.0281	0.0274	112.	61-133	2.31	20	WG447497
trans-1,3-Dichloropropene	mg/kg	0.0241	0.0239	96.0	70-135	0.826	20	WG447497
Trichloroethene	mg/kg	0.0250	0.0247	100.	71-126	1.25	20	WG447497

* Performance of this Analyte is outside of established criteria.
 For additional information, please see Attachment A 'List of Analytes with QC Qualifiers.'



YOUR LAB OF CHOICE

SLR International Corp. - West Linn, OR
 Chris Kramer
 1800 Blankenship Road, Suite 440
 West Linn, OR 97068

Quality Assurance Report
 Level II

L428380

12065 Lebanon Rd.
 Mt. Juliet, TN 37122
 (615) 758-5858
 1-800-767-5859
 Fax (615) 758-5859

Tax I.D. 62-0814289

Est. 1970

October 29, 2009

Analyte	Units	Laboratory Control		Sample Duplicate	Limit	RPD	Limit	Batch
		Result	Ref	%Rec				
Trichlorofluoromethane	mg/kg	0.0293	0.0294	117.	52-147	0.378	20	WG447497
Vinyl chloride	mg/kg	0.0319	0.0318	128.	50-151	0.244	20	WG447497
Xylenes, Total	mg/kg	0.0697	0.0673	93.0	74-127	3.47	20	WG447497
4-Bromofluorobenzene				85.42	59-140			WG447497
Dibromofluoromethane				117.5	63-139			WG447497
Toluene-d8				107.6	84-116			WG447497
Acetone	mg/kg	0.110	0.100	88.0	44-140	8.89	25	WG447562
4-Bromofluorobenzene				101.2	59-140			WG447562
Dibromofluoromethane				104.7	63-139			WG447562
Toluene-d8				101.2	84-116			WG447562

Analyte	Units	MS Res	Matrix Spike		% Rec	Limit	Ref Samp	Batch
			Ref Res	TV				
Gasoline Range Organics-NWTPH a,a,a-Trifluorotoluene(FID)	mg/kg	17.8	0.0867	5.5	64.4	55-109	L427936-22	WG447111
					96.37	59-128		WG447111
Diesel Range Organics (DRO)	mg/kg	30.2	0	30	100.	60-140	L427816-10	WG447095
Residual Range Organics (RRO)	mg/kg	29.3	0	30	97.6	60-140	L427816-10	WG447095
o-Terphenyl					89.07	50-150		WG447095
Gasoline Range Organics-NWTPH a,a,a-Trifluorotoluene(FID)	mg/kg	19.9	1.69	5.5	66.1	55-109	L427994-02	WG447340
					100.2	59-128		WG447340
1-Methylnaphthalene	ppm	0.0252	0.00106	.033	73.2	19-131	L427766-42	WG447187
2-Chloronaphthalene	ppm	0.0250	0	.033	75.8	38-117	L427766-42	WG447187
2-Methylnaphthalene	ppm	0.0235	0	.033	71.3	18-125	L427766-42	WG447187
Acenaphthene	ppm	0.0244	0	.033	74.0	31-120	L427766-42	WG447187
Acenaphthylene	ppm	0.0225	0	.033	68.2	34-116	L427766-42	WG447187
Anthracene	ppm	0.0348	0	.033	106.	32-131	L427766-42	WG447187
Benzo(a)anthracene	ppm	0.0643	0.00200	.033	189.*	32-131	L427766-42	WG447187
Benzo(a)pyrene	ppm	0.0506	0.00230	.033	146.*	28-130	L427766-42	WG447187
Benzo(b)fluoranthene	ppm	0.0662	0.00320	.033	191.*	37-130	L427766-42	WG447187
Benzo(g,h,i)perylene	ppm	0.0177	0.00100	.033	50.7	10-134	L427766-42	WG447187
Benzo(k)fluoranthene	ppm	0.0544	0.00150	.033	160.*	31-129	L427766-42	WG447187
Chrysene	ppm	0.0578	0.00240	.033	168.*	25-137	L427766-42	WG447187
Dibenz(a,h)anthracene	ppm	0.0196	0	.033	59.4	20-134	L427766-42	WG447187
Fluoranthene	ppm	0.0931	0.00340	.033	272.*	27-138	L427766-42	WG447187
Fluorene	ppm	0.0253	0	.033	76.7	26-136	L427766-42	WG447187
Indeno(1,2,3-cd)pyrene	ppm	0.0205	0	.033	62.2	16-135	L427766-42	WG447187
Naphthalene	ppm	0.0227	0	.033	68.9	22-121	L427766-42	WG447187
Phenanthrene	ppm	0.0605	0.00280	.033	175.*	27-133	L427766-42	WG447187
Pyrene	ppm	0.110	0.00560	.033	318.*	22-133	L427766-42	WG447187
2-Fluorobiphenyl					63.81	30-120		WG447187
Nitrobenzene-d5					67.13	18-119		WG447187
p-Terphenyl-d14					117.2	23-143		WG447187
1,1,1-Trichloroethane	mg/kg	0.0226	0	.025	90.5	23-147	L427807-01	WG447282
1,1,2,2-Tetrachloroethane	mg/kg	0.0243	0	.025	97.4	18-150	L427807-01	WG447282
1,1,2-Trichloroethane	mg/kg	0.0214	0	.025	85.6	35-140	L427807-01	WG447282
1,1,2-Trichloro-1,2,2-trifluoroethane	mg/kg	0.0201	0	.025	80.5	10-145	L427807-01	WG447282
1,1-Dichloroethane	mg/kg	0.0203	0	.025	81.0	24-148	L427807-01	WG447282
1,1-Dichloroethene	mg/kg	0.0207	0	.025	82.6	10-149	L427807-01	WG447282

* Performance of this Analyte is outside of established criteria.
 For additional information, please see Attachment A 'List of Analytes with QC Qualifiers.'



YOUR LAB OF CHOICE

SLR International Corp. - West Linn, OR
 Chris Kramer
 1800 Blankenship Road, Suite 440
 West Linn, OR 97068

Quality Assurance Report
 Level II

L428380

12065 Lebanon Rd.
 Mt. Juliet, TN 37122
 (615) 758-5858
 1-800-767-5859
 Fax (615) 758-5859

Tax I.D. 62-0814289

Est. 1970

October 29, 2009

Analyte	Units	MS Res	Matrix Spike		% Rec	Limit	Ref Samp	Batch
			Ref Res	TV				
1,2,3-Trichlorobenzene	mg/kg	0.0168	0	.025	67.3	10-129	L427807-01	WG447282
1,2,4-Trichlorobenzene	mg/kg	0.0166	0	.025	66.5	10-119	L427807-01	WG447282
1,2-Dibromo-3-Chloropropane	mg/kg	0.0222	0	.025	88.9	19-145	L427807-01	WG447282
1,2-Dibromoethane	mg/kg	0.0226	0	.025	90.2	24-145	L427807-01	WG447282
1,2-Dichlorobenzene	mg/kg	0.0184	0	.025	73.5	12-130	L427807-01	WG447282
1,2-Dichloroethane	mg/kg	0.0239	0	.025	95.7	21-155	L427807-01	WG447282
1,2-Dichloropropane	mg/kg	0.0187	0	.025	74.9	28-144	L427807-01	WG447282
1,3-Dichlorobenzene	mg/kg	0.0215	0	.025	86.0	10-129	L427807-01	WG447282
1,4-Dichlorobenzene	mg/kg	0.0180	0	.025	71.8	10-121	L427807-01	WG447282
2-Butanone (MEK)	mg/kg	0.0999	0	.125	79.9	21-143	L427807-01	WG447282
2-Hexanone	mg/kg	0.111	0	.125	88.6	22-151	L427807-01	WG447282
4-Methyl-2-pentanone (MIBK)	mg/kg	0.106	0	.125	84.7	31-151	L427807-01	WG447282
Acetone	mg/kg	0.110	0	.125	87.7	13-158	L427807-01	WG447282
Benzene	mg/kg	0.0190	0	.025	75.8	16-143	L427807-01	WG447282
Bromochloromethane	mg/kg	0.0224	0	.025	89.5	25-152	L427807-01	WG447282
Bromodichloromethane	mg/kg	0.0230	0	.025	91.8	27-139	L427807-01	WG447282
Bromoform	mg/kg	0.0259	0	.025	104.	21-144	L427807-01	WG447282
Bromomethane	mg/kg	0.0199	0	.025	79.7	0-180	L427807-01	WG447282
Carbon disulfide	mg/kg	0.0201	0	.025	80.4	10-156	L427807-01	WG447282
Carbon tetrachloride	mg/kg	0.0221	0	.025	88.5	12-149	L427807-01	WG447282
Chlorobenzene	mg/kg	0.0222	0	.025	88.8	17-134	L427807-01	WG447282
Chlorodibromomethane	mg/kg	0.0236	0	.025	94.3	28-147	L427807-01	WG447282
Chloroethane	mg/kg	0.0186	0	.025	74.4	0-172	L427807-01	WG447282
Chloroform	mg/kg	0.0218	0	.025	87.3	28-138	L427807-01	WG447282
Chloromethane	mg/kg	0.0192	0	.025	77.0	10-158	L427807-01	WG447282
cis-1,2-Dichloroethene	mg/kg	0.0215	0	.025	85.9	21-147	L427807-01	WG447282
cis-1,3-Dichloropropene	mg/kg	0.0211	0	.025	84.4	17-145	L427807-01	WG447282
Dichlorodifluoromethane	mg/kg	0.0261	0	.025	104.	0-192	L427807-01	WG447282
Ethylbenzene	mg/kg	0.0220	0	.025	88.0	12-137	L427807-01	WG447282
Isopropylbenzene	mg/kg	0.0220	0	.025	88.1	14-134	L427807-01	WG447282
Methyl tert-butyl ether	mg/kg	0.0224	0	.025	89.8	21-157	L427807-01	WG447282
Methylene Chloride	mg/kg	0.0238	0.00360	.025	80.9	12-149	L427807-01	WG447282
Styrene	mg/kg	0.0224	0	.025	89.6	10-140	L427807-01	WG447282
Tetrachloroethene	mg/kg	0.0210	0	.025	83.9	10-131	L427807-01	WG447282
Toluene	mg/kg	0.0207	0	.025	82.8	12-136	L427807-01	WG447282
trans-1,2-Dichloroethene	mg/kg	0.0211	0	.025	84.4	10-143	L427807-01	WG447282
trans-1,3-Dichloropropene	mg/kg	0.0226	0	.025	90.5	16-147	L427807-01	WG447282
Trichloroethene	mg/kg	0.0212	0	.025	84.9	10-155	L427807-01	WG447282
Trichlorofluoromethane	mg/kg	0.0223	0	.025	89.3	10-154	L427807-01	WG447282
Vinyl chloride	mg/kg	0.0203	0	.025	81.1	10-159	L427807-01	WG447282
Xylenes, Total	mg/kg	0.0667	0	.075	88.9	10-138	L427807-01	WG447282
4-Bromofluorobenzene					113.2	59-140		WG447282
Dibromofluoromethane					98.49	63-139		WG447282
Toluene-d8					99.39	84-116		WG447282
1,1,1-Trichloroethane	mg/kg	0.124	0	.025	99.5	23-147	L428157-04	WG447397
1,1,2,2-Tetrachloroethane	mg/kg	0.124	0.000321	.025	99.1	18-150	L428157-04	WG447397
1,1,2-Trichloroethane	mg/kg	0.122	0	.025	97.3	35-140	L428157-04	WG447397
1,1,2-Trichloro-1,2,2-trifluoroethane	mg/kg	0.0976	0	.025	78.1	10-145	L428157-04	WG447397
1,1-Dichloroethane	mg/kg	0.123	0	.025	98.1	24-148	L428157-04	WG447397
1,1-Dichloroethene	mg/kg	0.112	0	.025	89.9	10-149	L428157-04	WG447397
1,2,3-Trichlorobenzene	mg/kg	0.103	0.000558	.025	82.1	10-129	L428157-04	WG447397
1,2,4-Trichlorobenzene	mg/kg	0.0968	0.000518	.025	77.0	10-119	L428157-04	WG447397
1,2-Dibromo-3-Chloropropane	mg/kg	0.143	0	.025	114.	19-145	L428157-04	WG447397
1,2-Dibromoethane	mg/kg	0.124	0	.025	99.0	24-145	L428157-04	WG447397
1,2-Dichlorobenzene	mg/kg	0.117	0	.025	93.4	12-130	L428157-04	WG447397
1,2-Dichloroethane	mg/kg	0.128	0.00109	.025	102.	21-155	L428157-04	WG447397
1,2-Dichloropropane	mg/kg	0.120	0	.025	96.2	28-144	L428157-04	WG447397

* Performance of this Analyte is outside of established criteria.
 For additional information, please see Attachment A 'List of Analytes with QC Qualifiers.'



YOUR LAB OF CHOICE

SLR International Corp. - West Linn, OR
 Chris Kramer
 1800 Blankenship Road, Suite 440
 West Linn, OR 97068

Quality Assurance Report
 Level II

L428380

12065 Lebanon Rd.
 Mt. Juliet, TN 37122
 (615) 758-5858
 1-800-767-5859
 Fax (615) 758-5859

Tax I.D. 62-0814289

Est. 1970

October 29, 2009

Analyte	Units	MS Res	Matrix Spike		% Rec	Limit	Ref Samp	Batch
			Ref Res	TV				
1,3-Dichlorobenzene	mg/kg	0.103	0	.025	82.6	10-129	L428157-04	WG447397
1,4-Dichlorobenzene	mg/kg	0.104	0	.025	83.6	10-121	L428157-04	WG447397
2-Butanone (MEK)	mg/kg	0.600	0	.125	96.0	21-143	L428157-04	WG447397
2-Hexanone	mg/kg	0.660	0.00107	.125	106.	22-151	L428157-04	WG447397
4-Methyl-2-pentanone (MIBK)	mg/kg	0.648	0	.125	104.	31-151	L428157-04	WG447397
Acetone	mg/kg	0.588	0.0394	.125	87.8	13-158	L428157-04	WG447397
Benzene	mg/kg	0.121	0	.025	96.6	16-143	L428157-04	WG447397
Bromochloromethane	mg/kg	0.125	0	.025	99.9	25-152	L428157-04	WG447397
Bromodichloromethane	mg/kg	0.137	0	.025	110.	27-139	L428157-04	WG447397
Bromoform	mg/kg	0.127	0	.025	102.	21-144	L428157-04	WG447397
Bromomethane	mg/kg	0.118	0.000600	.025	94.1	0-180	L428157-04	WG447397
Carbon disulfide	mg/kg	0.100	0	.025	80.4	10-156	L428157-04	WG447397
Carbon tetrachloride	mg/kg	0.132	0	.025	105.	12-149	L428157-04	WG447397
Chlorobenzene	mg/kg	0.116	0	.025	92.9	17-134	L428157-04	WG447397
Chlorodibromomethane	mg/kg	0.138	0	.025	110.	28-147	L428157-04	WG447397
Chloroethane	mg/kg	0.123	0	.025	98.0	0-172	L428157-04	WG447397
Chloroform	mg/kg	0.125	0	.025	99.7	28-138	L428157-04	WG447397
Chloromethane	mg/kg	0.125	0	.025	100.	10-158	L428157-04	WG447397
cis-1,2-Dichloroethene	mg/kg	0.123	0	.025	98.5	21-147	L428157-04	WG447397
cis-1,3-Dichloropropene	mg/kg	0.131	0	.025	105.	17-145	L428157-04	WG447397
Dichlorodifluoromethane	mg/kg	0.125	0.000329	.025	100.	0-192	L428157-04	WG447397
Ethylbenzene	mg/kg	0.118	0	.025	94.6	12-137	L428157-04	WG447397
Isopropylbenzene	mg/kg	0.114	0	.025	91.3	14-134	L428157-04	WG447397
Methyl tert-butyl ether	mg/kg	0.120	0	.025	96.3	21-157	L428157-04	WG447397
Methylene Chloride	mg/kg	0.123	0.00464	.025	94.5	12-149	L428157-04	WG447397
Styrene	mg/kg	0.125	0	.025	100.	10-140	L428157-04	WG447397
Tetrachloroethene	mg/kg	0.106	0	.025	85.0	10-131	L428157-04	WG447397
Toluene	mg/kg	0.117	0	.025	93.7	12-136	L428157-04	WG447397
trans-1,2-Dichloroethene	mg/kg	0.120	0	.025	96.1	10-143	L428157-04	WG447397
trans-1,3-Dichloropropene	mg/kg	0.133	0	.025	106.	16-147	L428157-04	WG447397
Trichloroethene	mg/kg	0.118	0	.025	94.6	10-155	L428157-04	WG447397
Trichlorofluoromethane	mg/kg	0.127	0	.025	102.	10-154	L428157-04	WG447397
Vinyl chloride	mg/kg	0.129	0	.025	103.	10-159	L428157-04	WG447397
Xylenes, Total	mg/kg	0.344	0	.075	91.8	10-138	L428157-04	WG447397
4-Bromofluorobenzene					99.85	59-140		WG447397
Dibromofluoromethane					106.4	63-139		WG447397
Toluene-d8					102.3	84-116		WG447397
1,1,1-Trichloroethane	mg/kg	0.129	0	.025	103.	23-147	L428862-01	WG447497
1,1,2,2-Tetrachloroethane	mg/kg	0.112	0	.025	89.9	18-150	L428862-01	WG447497
1,1,2-Trichloroethane	mg/kg	0.108	0	.025	86.7	35-140	L428862-01	WG447497
1,1,2-Trichloro-1,2,2-trifluoroethane	mg/kg	0.144	0	.025	115.	10-145	L428862-01	WG447497
1,1-Dichloroethane	mg/kg	0.148	0	.025	118.	24-148	L428862-01	WG447497
1,1-Dichloroethene	mg/kg	0.113	0	.025	90.4	10-149	L428862-01	WG447497
1,2,3-Trichlorobenzene	mg/kg	0.115	0	.025	92.2	10-129	L428862-01	WG447497
1,2,4-Trichlorobenzene	mg/kg	0.121	0	.025	97.1	10-119	L428862-01	WG447497
1,2-Dibromo-3-Chloropropane	mg/kg	0.104	0	.025	83.1	19-145	L428862-01	WG447497
1,2-Dibromoethane	mg/kg	0.105	0	.025	83.7	24-145	L428862-01	WG447497
1,2-Dichlorobenzene	mg/kg	0.121	0	.025	96.4	12-130	L428862-01	WG447497
1,2-Dichloroethane	mg/kg	0.122	0	.025	97.8	21-155	L428862-01	WG447497
1,2-Dichloropropane	mg/kg	0.124	0	.025	99.0	28-144	L428862-01	WG447497
1,3-Dichlorobenzene	mg/kg	0.102	0	.025	81.8	10-129	L428862-01	WG447497
1,4-Dichlorobenzene	mg/kg	0.123	0	.025	98.7	10-121	L428862-01	WG447497
2-Butanone (MEK)	mg/kg	0.652	0	.125	104.	21-143	L428862-01	WG447497
2-Hexanone	mg/kg	0.517	0	.125	82.7	22-151	L428862-01	WG447497
4-Methyl-2-pentanone (MIBK)	mg/kg	0.589	0	.125	94.2	31-151	L428862-01	WG447497
Acetone	mg/kg	0.631	0	.125	101.	13-158	L428862-01	WG447497
Benzene	mg/kg	0.136	0	.025	109.	16-143	L428862-01	WG447497

* Performance of this Analyte is outside of established criteria.
 For additional information, please see Attachment A 'List of Analytes with QC Qualifiers.'



YOUR LAB OF CHOICE

SLR International Corp. - West Linn, OR
 Chris Kramer
 1800 Blankenship Road, Suite 440
 West Linn, OR 97068

Quality Assurance Report
 Level II

L428380

12065 Lebanon Rd.
 Mt. Juliet, TN 37122
 (615) 758-5858
 1-800-767-5859
 Fax (615) 758-5859

Tax I.D. 62-0814289

Est. 1970

October 29, 2009

Analyte	Units	MS Res	Matrix Spike		% Rec	Limit	Ref Samp	Batch
			Ref Res	TV				
Bromochloromethane	mg/kg	0.137	0	.025	110.	25-152	L428862-01	WG447497
Bromodichloromethane	mg/kg	0.124	0	.025	98.8	27-139	L428862-01	WG447497
Bromoform	mg/kg	0.106	0	.025	84.9	21-144	L428862-01	WG447497
Bromomethane	mg/kg	0.141	0	.025	113.	0-180	L428862-01	WG447497
Carbon disulfide	mg/kg	0.144	0	.025	115.	10-156	L428862-01	WG447497
Carbon tetrachloride	mg/kg	0.121	0	.025	96.5	12-149	L428862-01	WG447497
Chlorobenzene	mg/kg	0.105	0	.025	84.3	17-134	L428862-01	WG447497
Chlorodibromomethane	mg/kg	0.118	0	.025	94.4	28-147	L428862-01	WG447497
Chloroethane	mg/kg	0.135	0	.025	108.	0-172	L428862-01	WG447497
Chloroform	mg/kg	0.142	0	.025	113.	28-138	L428862-01	WG447497
Chloromethane	mg/kg	0.124	0	.025	99.4	10-158	L428862-01	WG447497
cis-1,2-Dichloroethene	mg/kg	0.133	0	.025	107.	21-147	L428862-01	WG447497
cis-1,3-Dichloropropene	mg/kg	0.122	0	.025	97.4	17-145	L428862-01	WG447497
Dichlorodifluoromethane	mg/kg	0.101	0	.025	80.6	0-192	L428862-01	WG447497
Ethylbenzene	mg/kg	0.106	0	.025	84.6	12-137	L428862-01	WG447497
Isopropylbenzene	mg/kg	0.104	0	.025	83.3	14-134	L428862-01	WG447497
Methyl tert-butyl ether	mg/kg	0.132	0	.025	106.	21-157	L428862-01	WG447497
Methylene Chloride	mg/kg	0.153	0	.025	123.	12-149	L428862-01	WG447497
Styrene	mg/kg	0.104	0	.025	83.1	10-140	L428862-01	WG447497
Tetrachloroethene	mg/kg	0.0958	0	.025	76.6	10-131	L428862-01	WG447497
Toluene	mg/kg	0.117	0	.025	93.5	12-136	L428862-01	WG447497
trans-1,2-Dichloroethene	mg/kg	0.125	0	.025	99.6	10-143	L428862-01	WG447497
trans-1,3-Dichloropropene	mg/kg	0.114	0	.025	90.9	16-147	L428862-01	WG447497
Trichloroethene	mg/kg	0.111	0	.025	88.8	10-155	L428862-01	WG447497
Trichlorofluoromethane	mg/kg	0.131	0	.025	105.	10-154	L428862-01	WG447497
Vinyl chloride	mg/kg	0.156	0	.025	125.	10-159	L428862-01	WG447497
Xylenes, Total	mg/kg	0.309	0	.075	82.5	10-138	L428862-01	WG447497
4-Bromofluorobenzene					84.42	59-140		WG447497
Dibromofluoromethane					119.2	63-139		WG447497
Toluene-d8					108.6	84-116		WG447497
Acetone	mg/kg	11.3	0	.125	95.4	13-158	L428009-05	WG447562
4-Bromofluorobenzene					103.2	59-140		WG447562
Dibromofluoromethane					105.4	63-139		WG447562
Toluene-d8					102.1	84-116		WG447562
1,2,4,5-Tetrachlorobenzene	ppm	0.223	0	.333	66.9	47-111	L428380-01	WG447470
2,4,5-Trichlorophenol	ppm	0.273	0	.333	82.0	28-128	L428380-01	WG447470
2,4,6-Trichlorophenol	ppm	0.283	0	.333	84.8	27-128	L428380-01	WG447470
2,4-Dichlorophenol	ppm	0.235	0	.333	70.6	39-116	L428380-01	WG447470
2,4-Dimethylphenol	ppm	0.368	0	.333	110.	50-119	L428380-01	WG447470
2,4-Dinitrophenol	ppm	0.217	0	.333	65.1	10-123	L428380-01	WG447470
2,4-Dinitrotoluene	ppm	0.267	0	.333	80.2	52-121	L428380-01	WG447470
2,6-Dinitrotoluene	ppm	0.263	0	.333	78.9	53-114	L428380-01	WG447470
2-Chloronaphthalene	ppm	0.252	0	.333	75.6	52-101	L428380-01	WG447470
2-Chlorophenol	ppm	0.214	0	.333	64.4	41-112	L428380-01	WG447470
2-Methylnaphthalene	ppm	0.239	0	.333	71.7	48-109	L428380-01	WG447470
2-Methylphenol	ppm	0.257	0	.333	77.2	56-111	L428380-01	WG447470
2-Nitroaniline	ppm	0.262	0	.333	78.8	52-117	L428380-01	WG447470
2-Nitrophenol	ppm	0.242	0	.333	72.8	23-117	L428380-01	WG447470
3&4-Methyl Phenol	ppm	0.278	0	.333	83.4	50-134	L428380-01	WG447470
3,3-Dichlorobenzidine	ppm	0.154	0	.333	46.4	10-133	L428380-01	WG447470
3-Nitroaniline	ppm	0.203	0	.333	60.8	5-134	L428380-01	WG447470
4,6-Dinitro-2-methylphenol	ppm	0.238	0	.333	71.4	10-124	L428380-01	WG447470
4-Bromophenyl-phenylether	ppm	0.296	0	.333	89.0	37-103	L428380-01	WG447470
4-Chloro-3-methylphenol	ppm	0.238	0	.333	71.6	52-119	L428380-01	WG447470
4-Chloroaniline	ppm	0.235	0	.333	70.7	4-134	L428380-01	WG447470

* Performance of this Analyte is outside of established criteria.
 For additional information, please see Attachment A 'List of Analytes with QC Qualifiers.'



YOUR LAB OF CHOICE

SLR International Corp. - West Linn, OR
 Chris Kramer
 1800 Blankenship Road, Suite 440
 West Linn, OR 97068

Quality Assurance Report
 Level II

L428380

12065 Lebanon Rd.
 Mt. Juliet, TN 37122
 (615) 758-5858
 1-800-767-5859
 Fax (615) 758-5859

Tax I.D. 62-0814289

Est. 1970

October 29, 2009

Analyte	Units	MS Res	Matrix Spike		% Rec	Limit	Ref Samp	Batch
			Ref Res	TV				
4-Chlorophenyl-phenylether	ppm	0.296	0	.333	89.0	53-105	L428380-01	WG447470
4-Nitroaniline	ppm	0.204	0	.333	61.4	12-129	L428380-01	WG447470
4-Nitrophenol	ppm	0.250	0	.333	74.9	15-140	L428380-01	WG447470
Acenaphthene	ppm	0.267	0	.333	80.3	52-102	L428380-01	WG447470
Acenaphthylene	ppm	0.274	0	.333	82.2	54-103	L428380-01	WG447470
Acetophenone	ppm	0.180	0	.333	54.2	38-94	L428380-01	WG447470
Anthracene	ppm	0.269	0	.333	80.8	55-114	L428380-01	WG447470
Atrazine	ppm	0.265	0	.333	79.5	40-144	L428380-01	WG447470
Benzaldehyde	ppm	0.113	0	.333	33.9	0-100	L428380-01	WG447470
Benzo(a)anthracene	ppm	0.247	0	.333	74.2	37-124	L428380-01	WG447470
Benzo(a)pyrene	ppm	0.262	0	.333	78.8	44-129	L428380-01	WG447470
Benzo(b)fluoranthene	ppm	0.260	0	.333	78.2	28-135	L428380-01	WG447470
Benzo(g,h,i)perylene	ppm	0.211	0	.333	63.3	25-123	L428380-01	WG447470
Benzo(k)fluoranthene	ppm	0.261	0	.333	78.4	41-116	L428380-01	WG447470
Benzylbutyl phthalate	ppm	0.288	0	.333	86.4	45-143	L428380-01	WG447470
Biphenyl	ppm	0.258	0	.333	77.4	49-103	L428380-01	WG447470
Bis(2-chlorethoxy)methane	ppm	0.273	0	.333	81.9	48-108	L428380-01	WG447470
Bis(2-chloroethyl)ether	ppm	0.244	0	.333	73.4	36-115	L428380-01	WG447470
Bis(2-chloroisopropyl)ether	ppm	0.247	0	.333	74.0	44-109	L428380-01	WG447470
Bis(2-ethylhexyl)phthalate	ppm	0.290	0	.333	87.0	40-128	L428380-01	WG447470
Caprolactam	ppm	0.185	0	.333	55.5	26-140	L428380-01	WG447470
Carbazole	ppm	0.232	0	.333	69.8	43-122	L428380-01	WG447470
Chrysene	ppm	0.250	0	.333	75.1	39-119	L428380-01	WG447470
Di-n-butyl phthalate	ppm	0.304	0	.333	91.3	49-121	L428380-01	WG447470
Di-n-octyl phthalate	ppm	0.276	0	.333	83.0	40-132	L428380-01	WG447470
Dibenz(a,h)anthracene	ppm	0.216	0	.333	64.8	29-123	L428380-01	WG447470
Dibenzofuran	ppm	0.261	0	.333	78.2	54-111	L428380-01	WG447470
Diethyl phthalate	ppm	0.305	0	.333	91.6	51-113	L428380-01	WG447470
Dimethyl phthalate	ppm	0.307	0	.333	92.2	54-108	L428380-01	WG447470
Fluoranthene	ppm	0.267	0	.333	80.2	23-143	L428380-01	WG447470
Fluorene	ppm	0.274	0	.333	82.4	53-107	L428380-01	WG447470
Hexachloro-1,3-butadiene	ppm	0.228	0	.333	68.5	39-113	L428380-01	WG447470
Hexachlorobenzene	ppm	0.250	0	.333	75.2	49-108	L428380-01	WG447470
Hexachlorocyclopentadiene	ppm	0.245	0	.333	73.7	10-131	L428380-01	WG447470
Hexachloroethane	ppm	0.205	0	.333	61.7	25-118	L428380-01	WG447470
Indeno(1,2,3-cd)pyrene	ppm	0.219	0	.333	65.7	28-125	L428380-01	WG447470
Isophorone	ppm	0.224	0	.333	67.2	51-115	L428380-01	WG447470
n-Nitrosodi-n-propylamine	ppm	0.270	0	.333	81.1	54-110	L428380-01	WG447470
n-Nitrosodiphenylamine	ppm	0.299	0	.333	89.8	54-138	L428380-01	WG447470
Naphthalene	ppm	0.223	0	.333	67.0	41-100	L428380-01	WG447470
Nitrobenzene	ppm	0.222	0	.333	66.7	40-102	L428380-01	WG447470
Pentachlorophenol	ppm	0.271	0	.333	81.3	10-146	L428380-01	WG447470
Phenanthrene	ppm	0.260	0	.333	78.2	37-125	L428380-01	WG447470
Phenol	ppm	0.232	0	.333	69.8	52-111	L428380-01	WG447470
Pyrene	ppm	0.244	0	.333	73.3	22-151	L428380-01	WG447470
2,4,6-Tribromophenol					84.28	25-137		WG447470
2-Fluorobiphenyl					78.08	30-120		WG447470
2-Fluorophenol					67.03	26-130		WG447470
Nitrobenzene-d5					69.71	18-119		WG447470
Phenol-d5					67.26	37-141		WG447470
p-Terphenyl-d14					80.79	23-143		WG447470

Analyte	Units	MSD	Matrix Spike Duplicate		Limit	RPD	Limit	Ref Samp	Batch
			Ref	%Rec					
Gasoline Range Organics-NWTPH	mg/kg	16.4	17.8	59.4	55-109	8.07	20	L427936-22	WG447111
a,a,a-Trifluorotoluene(FID)				96.33	59-128				WG447111

* Performance of this Analyte is outside of established criteria.
 For additional information, please see Attachment A 'List of Analytes with QC Qualifiers.'



12065 Lebanon Rd.
Mt. Juliet, TN 37122
(615) 758-5858
1-800-767-5859
Fax (615) 758-5859

Tax I.D. 62-0814289

Est. 1970

SLR International Corp. - West Linn, OR
Chris Kramer
1800 Blankenship Road, Suite 440

Quality Assurance Report
Level II

West Linn, OR 97068

October 29, 2009

L428380

Analyte	Units	MSD	Matrix Spike Duplicate		Limit	RPD	Limit Ref	Samp	Batch
			Ref	%Rec					
Diesel Range Organics (DRO)	mg/kg	27.6	30.2	92.0	60-140	8.88	20	L427816-10	WG447095
Residual Range Organics (RRO)	mg/kg	24.8	29.3	82.6	60-140	16.6	20	L427816-10	WG447095
o-Terphenyl				80.11	50-150				WG447095
Gasoline Range Organics-NWTPH	mg/kg	19.1	19.9	63.4	55-109	3.77	20	L427994-02	WG447340
a,a,a-Trifluorotoluene(FID)				100.6	59-128				WG447340
1-Methylnaphthalene	ppm	0.0229	0.0252	66.1	19-131	9.79	30	L427766-42	WG447187
2-Chloronaphthalene	ppm	0.0236	0.0250	71.4	38-117	6.05	26	L427766-42	WG447187
2-Methylnaphthalene	ppm	0.0217	0.0235	65.7	18-125	8.15	29	L427766-42	WG447187
Acenaphthene	ppm	0.0215	0.0244	65.2	31-120	12.6	30	L427766-42	WG447187
Acenaphthylene	ppm	0.0210	0.0225	63.6	34-116	7.04	29	L427766-42	WG447187
Anthracene	ppm	0.0210	0.0348	63.5	32-131	49.7*	26	L427766-42	WG447187
Benzo(a)anthracene	ppm	0.0244	0.0643	67.8	32-131	90.0*	31	L427766-42	WG447187
Benzo(a)pyrene	ppm	0.0256	0.0506	70.7	28-130	65.5*	28	L427766-42	WG447187
Benzo(b)fluoranthene	ppm	0.0341	0.0662	93.8	37-130	63.8*	41	L427766-42	WG447187
Benzo(g,h,i)perylene	ppm	0.0124	0.0177	34.7	10-134	35.1*	26	L427766-42	WG447187
Benzo(k)fluoranthene	ppm	0.0269	0.0544	77.1	31-129	67.5*	42	L427766-42	WG447187
Chrysene	ppm	0.0238	0.0578	64.8	25-137	83.4*	22	L427766-42	WG447187
Dibenz(a,h)anthracene	ppm	0.0148	0.0196	44.9	20-134	27.8*	25	L427766-42	WG447187
Fluoranthene	ppm	0.0247	0.0931	64.6	27-138	116.*	35	L427766-42	WG447187
Fluorene	ppm	0.0229	0.0253	69.2	26-136	10.3	30	L427766-42	WG447187
Indeno(1,2,3-cd)pyrene	ppm	0.0145	0.0205	43.9	16-135	34.3*	26	L427766-42	WG447187
Naphthalene	ppm	0.0217	0.0227	65.8	22-121	4.63	30	L427766-42	WG447187
Phenanthrene	ppm	0.0254	0.0605	68.5	27-133	81.7*	36	L427766-42	WG447187
Pyrene	ppm	0.0351	0.110	89.4	22-133	103.*	33	L427766-42	WG447187
2-Fluorobiphenyl				61.85	30-120				WG447187
Nitrobenzene-d5				66.92	18-119				WG447187
p-Terphenyl-d14				106.8	23-143				WG447187
1,1,1-Trichloroethane	mg/kg	0.0168	0.0226	67.2	23-147	29.5	32	L427807-01	WG447282
1,1,2,2-Tetrachloroethane	mg/kg	0.0197	0.0243	79.0	18-150	20.9	33	L427807-01	WG447282
1,1,2-Trichloroethane	mg/kg	0.0181	0.0214	72.4	35-140	16.6	29	L427807-01	WG447282
1,1,2-Trichloro-1,2,2-trifluoroethane	mg/kg	0.0144	0.0201	57.6	10-145	33.3	35	L427807-01	WG447282
1,1-Dichloroethane	mg/kg	0.0150	0.0203	60.2	24-148	29.5	31	L427807-01	WG447282
1,1-Dichloroethene	mg/kg	0.0147	0.0207	58.6	10-149	34.0*	34	L427807-01	WG447282
1,2,3-Trichlorobenzene	mg/kg	0.0122	0.0168	48.6	10-129	32.2	43	L427807-01	WG447282
1,2,4-Trichlorobenzene	mg/kg	0.0119	0.0166	47.8	10-119	32.9	44	L427807-01	WG447282
1,2-Dibromo-3-Chloropropane	mg/kg	0.0188	0.0222	75.2	19-145	16.6	35	L427807-01	WG447282
1,2-Dibromoethane	mg/kg	0.0189	0.0226	75.5	24-145	17.7	31	L427807-01	WG447282
1,2-Dichlorobenzene	mg/kg	0.0142	0.0184	56.7	12-130	25.7	35	L427807-01	WG447282
1,2-Dichloroethane	mg/kg	0.0194	0.0239	77.6	21-155	21.0	29	L427807-01	WG447282
1,2-Dichloropropane	mg/kg	0.0146	0.0187	58.5	28-144	24.6	30	L427807-01	WG447282
1,3-Dichlorobenzene	mg/kg	0.0157	0.0215	62.6	10-129	31.4	38	L427807-01	WG447282
1,4-Dichlorobenzene	mg/kg	0.0137	0.0180	54.9	10-121	26.6	36	L427807-01	WG447282
2-Butanone (MEK)	mg/kg	0.0855	0.0999	68.4	21-143	15.5	37	L427807-01	WG447282
2-Hexanone	mg/kg	0.0979	0.111	78.3	22-151	12.3	38	L427807-01	WG447282
4-Methyl-2-pentanone (MIBK)	mg/kg	0.0939	0.106	75.2	31-151	12.0	36	L427807-01	WG447282
Acetone	mg/kg	0.0923	0.110	73.8	13-158	17.2	34	L427807-01	WG447282
Benzene	mg/kg	0.0148	0.0190	59.0	16-143	24.9	31	L427807-01	WG447282
Bromochloromethane	mg/kg	0.0175	0.0224	69.9	25-152	24.5	29	L427807-01	WG447282
Bromodichloromethane	mg/kg	0.0181	0.0230	72.6	27-139	23.4	30	L427807-01	WG447282
Bromoform	mg/kg	0.0207	0.0259	82.6	21-144	22.7	34	L427807-01	WG447282
Bromomethane	mg/kg	0.0149	0.0199	59.5	0-180	29.1	41	L427807-01	WG447282
Carbon disulfide	mg/kg	0.0145	0.0201	57.9	10-156	32.6	38	L427807-01	WG447282
Carbon tetrachloride	mg/kg	0.0170	0.0221	67.9	12-149	26.3	34	L427807-01	WG447282

* Performance of this Analyte is outside of established criteria.
For additional information, please see Attachment A 'List of Analytes with QC Qualifiers.'



12065 Lebanon Rd.
 Mt. Juliet, TN 37122
 (615) 758-5858
 1-800-767-5859
 Fax (615) 758-5859

YOUR LAB OF CHOICE

SLR International Corp. - West Linn, OR
 Chris Kramer
 1800 Blankenship Road, Suite 440
 West Linn, OR 97068

Quality Assurance Report
 Level II

Tax I.D. 62-0814289
 Est. 1970

October 29, 2009

L428380

Analyte	Units	MSD	Matrix Spike Duplicate		Limit	RPD	Limit Ref	Samp	Batch
			Ref	%Rec					
Chlorobenzene	mg/kg	0.0173	0.0222	69.3	17-134	24.7	34	L427807-01	WG447282
Chlorodibromomethane	mg/kg	0.0193	0.0236	77.2	28-147	19.9	32	L427807-01	WG447282
Chloroethane	mg/kg	0.0134	0.0186	53.7	0-172	32.3	38	L427807-01	WG447282
Chloroform	mg/kg	0.0167	0.0218	66.7	28-138	26.8	30	L427807-01	WG447282
Chloromethane	mg/kg	0.0152	0.0192	60.8	10-158	23.4	35	L427807-01	WG447282
cis-1,2-Dichloroethene	mg/kg	0.0157	0.0215	62.8	21-147	31.0*	31	L427807-01	WG447282
cis-1,3-Dichloropropene	mg/kg	0.0167	0.0211	66.8	17-145	23.3	32	L427807-01	WG447282
Dichlorodifluoromethane	mg/kg	0.0189	0.0261	75.7	0-192	32.0	38	L427807-01	WG447282
Ethylbenzene	mg/kg	0.0169	0.0220	67.7	12-137	26.0	36	L427807-01	WG447282
Isopropylbenzene	mg/kg	0.0166	0.0220	66.6	14-134	27.8	37	L427807-01	WG447282
Methyl tert-butyl ether	mg/kg	0.0173	0.0224	69.0	21-157	26.1	31	L427807-01	WG447282
Methylene Chloride	mg/kg	0.0176	0.0238	56.1	12-149	29.9	31	L427807-01	WG447282
Styrene	mg/kg	0.0169	0.0224	67.6	10-140	28.0	35	L427807-01	WG447282
Tetrachloroethene	mg/kg	0.0165	0.0210	66.0	10-131	23.9	35	L427807-01	WG447282
Toluene	mg/kg	0.0164	0.0207	65.4	12-136	23.5	32	L427807-01	WG447282
trans-1,2-Dichloroethene	mg/kg	0.0152	0.0211	60.9	10-143	32.4	33	L427807-01	WG447282
trans-1,3-Dichloropropene	mg/kg	0.0186	0.0226	74.4	16-147	19.6	32	L427807-01	WG447282
Trichloroethene	mg/kg	0.0161	0.0212	64.5	10-155	27.3	33	L427807-01	WG447282
Trichlorofluoromethane	mg/kg	0.0159	0.0223	63.7	10-154	33.4*	32	L427807-01	WG447282
Vinyl chloride	mg/kg	0.0141	0.0203	56.2	10-159	36.3*	36	L427807-01	WG447282
Xylenes, Total	mg/kg	0.0506	0.0667	67.5	10-138	27.4	36	L427807-01	WG447282
4-Bromofluorobenzene				110.9	59-140				WG447282
Dibromofluoromethane				95.15	63-139				WG447282
Toluene-d8				102.4	84-116				WG447282
1,1,1-Trichloroethane	mg/kg	0.124	0.124	99.6	23-147	0.103	32	L428157-04	WG447397
1,1,2-Tetrachloroethane	mg/kg	0.138	0.124	110.	18-150	10.2	33	L428157-04	WG447397
1,1,2-Trichloroethane	mg/kg	0.126	0.122	101.	35-140	3.44	29	L428157-04	WG447397
1,1,2-Trichloro-1,2,2-trifluoroethane	mg/kg	0.0970	0.0976	77.6	10-145	0.651	35	L428157-04	WG447397
1,1-Dichloroethane	mg/kg	0.120	0.123	96.3	24-148	1.82	31	L428157-04	WG447397
1,1-Dichloroethene	mg/kg	0.109	0.112	87.4	10-149	2.84	34	L428157-04	WG447397
1,2,3-Trichlorobenzene	mg/kg	0.104	0.103	82.9	10-129	0.994	43	L428157-04	WG447397
1,2,4-Trichlorobenzene	mg/kg	0.0992	0.0968	78.9	10-119	2.41	44	L428157-04	WG447397
1,2-Dibromo-3-Chloropropane	mg/kg	0.167	0.143	134.	19-145	15.7	35	L428157-04	WG447397
1,2-Dibromoethane	mg/kg	0.130	0.124	104.	24-145	4.55	31	L428157-04	WG447397
1,2-Dichlorobenzene	mg/kg	0.118	0.117	94.5	12-130	1.14	35	L428157-04	WG447397
1,2-Dichloroethane	mg/kg	0.132	0.128	104.	21-155	2.57	29	L428157-04	WG447397
1,2-Dichloropropane	mg/kg	0.119	0.120	94.9	28-144	1.28	30	L428157-04	WG447397
1,3-Dichlorobenzene	mg/kg	0.104	0.103	83.4	10-129	0.981	38	L428157-04	WG447397
1,4-Dichlorobenzene	mg/kg	0.104	0.104	83.5	10-121	0.0376	36	L428157-04	WG447397
2-Butanone (MEK)	mg/kg	0.723	0.600	116.	21-143	18.6	37	L428157-04	WG447397
2-Hexanone	mg/kg	0.804	0.660	128.	22-151	19.6	38	L428157-04	WG447397
4-Methyl-2-pentanone (MIBK)	mg/kg	0.773	0.648	124.	31-151	17.5	36	L428157-04	WG447397
Acetone	mg/kg	0.680	0.588	102.	13-158	14.5	34	L428157-04	WG447397
Benzene	mg/kg	0.120	0.121	95.8	16-143	0.863	31	L428157-04	WG447397
Bromochloromethane	mg/kg	0.128	0.125	102.	25-152	2.15	29	L428157-04	WG447397
Bromodichloromethane	mg/kg	0.138	0.137	110.	27-139	0.564	30	L428157-04	WG447397
Bromoform	mg/kg	0.141	0.127	112.	21-144	9.97	34	L428157-04	WG447397
Bromomethane	mg/kg	0.115	0.118	91.3	0-180	3.09	41	L428157-04	WG447397
Carbon disulfide	mg/kg	0.0972	0.100	77.8	10-156	3.29	38	L428157-04	WG447397
Carbon tetrachloride	mg/kg	0.132	0.132	106.	12-149	0.304	34	L428157-04	WG447397
Chlorobenzene	mg/kg	0.116	0.116	93.2	17-134	0.276	34	L428157-04	WG447397
Chlorodibromomethane	mg/kg	0.144	0.138	115.	28-147	4.14	32	L428157-04	WG447397
Chloroethane	mg/kg	0.120	0.123	96.2	0-172	1.94	38	L428157-04	WG447397
Chloroform	mg/kg	0.122	0.125	97.7	28-138	2.05	30	L428157-04	WG447397
Chloromethane	mg/kg	0.122	0.125	97.2	10-158	3.13	35	L428157-04	WG447397
cis-1,2-Dichloroethene	mg/kg	0.121	0.123	96.9	21-147	1.68	31	L428157-04	WG447397
cis-1,3-Dichloropropene	mg/kg	0.132	0.131	105.	17-145	0.595	32	L428157-04	WG447397

* Performance of this Analyte is outside of established criteria.
 For additional information, please see Attachment A 'List of Analytes with QC Qualifiers.'



YOUR LAB OF CHOICE

SLR International Corp. - West Linn, OR
Chris Kramer
1800 Blankenship Road, Suite 440

Quality Assurance Report
Level II

West Linn, OR 97068

L428380

12065 Lebanon Rd.
Mt. Juliet, TN 37122
(615) 758-5858
1-800-767-5859
Fax (615) 758-5859

Tax I.D. 62-0814289

Est. 1970

October 29, 2009

Analyte	Units	MSD	Matrix Spike Duplicate		Limit	RPD	Limit Ref	Samp	Batch
			Ref	%Rec					
Dichlorodifluoromethane	mg/kg	0.122	0.125	97.3	0-192	2.78	38	L428157-04	WG447397
Ethylbenzene	mg/kg	0.117	0.118	93.5	12-137	1.19	36	L428157-04	WG447397
Isopropylbenzene	mg/kg	0.115	0.114	91.7	14-134	0.395	37	L428157-04	WG447397
Methyl tert-butyl ether	mg/kg	0.128	0.120	102.	21-157	5.92	31	L428157-04	WG447397
Methylene Chloride	mg/kg	0.120	0.123	92.6	12-149	1.93	31	L428157-04	WG447397
Styrene	mg/kg	0.124	0.125	98.8	10-140	1.12	35	L428157-04	WG447397
Tetrachloroethene	mg/kg	0.106	0.106	84.9	10-131	0.142	35	L428157-04	WG447397
Toluene	mg/kg	0.117	0.117	93.6	12-136	0.0997	32	L428157-04	WG447397
trans-1,2-Dichloroethene	mg/kg	0.119	0.120	95.3	10-143	0.768	33	L428157-04	WG447397
trans-1,3-Dichloropropene	mg/kg	0.135	0.133	108.	16-147	1.71	32	L428157-04	WG447397
Trichloroethene	mg/kg	0.118	0.118	94.5	10-155	0.140	33	L428157-04	WG447397
Trichlorofluoromethane	mg/kg	0.123	0.127	98.4	10-154	3.38	32	L428157-04	WG447397
Vinyl chloride	mg/kg	0.125	0.129	100.	10-159	3.17	36	L428157-04	WG447397
Xylenes, Total	mg/kg	0.342	0.344	91.2	10-138	0.683	36	L428157-04	WG447397
4-Bromofluorobenzene				99.67	59-140				WG447397
Dibromofluoromethane				104.5	63-139				WG447397
Toluene-d8				102.3	84-116				WG447397
1,1,1-Trichloroethane	mg/kg	0.127	0.129	101.	23-147	1.63	32	L428862-01	WG447497
1,1,2,2-Tetrachloroethane	mg/kg	0.120	0.112	96.2	18-150	6.79	33	L428862-01	WG447497
1,1,2-Trichloroethane	mg/kg	0.112	0.108	89.6	35-140	3.22	29	L428862-01	WG447497
1,1,2-Trichloro-1,2,2-trifluoroethane	mg/kg	0.140	0.144	112.	10-145	2.57	35	L428862-01	WG447497
1,1-Dichloroethane	mg/kg	0.138	0.148	110.	24-148	7.40	31	L428862-01	WG447497
1,1-Dichloroethene	mg/kg	0.117	0.113	93.6	10-149	3.54	34	L428862-01	WG447497
1,2,3-Trichlorobenzene	mg/kg	0.110	0.115	88.3	10-129	4.30	43	L428862-01	WG447497
1,2,4-Trichlorobenzene	mg/kg	0.117	0.121	93.4	10-119	3.88	44	L428862-01	WG447497
1,2-Dibromo-3-Chloropropane	mg/kg	0.114	0.104	90.9	19-145	8.98	35	L428862-01	WG447497
1,2-Dibromoethane	mg/kg	0.109	0.105	87.1	24-145	4.00	31	L428862-01	WG447497
1,2-Dichlorobenzene	mg/kg	0.120	0.121	95.6	12-130	0.794	35	L428862-01	WG447497
1,2-Dichloroethane	mg/kg	0.121	0.122	96.8	21-155	1.06	29	L428862-01	WG447497
1,2-Dichloropropane	mg/kg	0.121	0.124	96.8	28-144	2.23	30	L428862-01	WG447497
1,3-Dichlorobenzene	mg/kg	0.101	0.102	81.2	10-129	0.803	38	L428862-01	WG447497
1,4-Dichlorobenzene	mg/kg	0.119	0.123	95.2	10-121	3.62	36	L428862-01	WG447497
2-Butanone (MEK)	mg/kg	0.691	0.652	110.	21-143	5.80	37	L428862-01	WG447497
2-Hexanone	mg/kg	0.565	0.517	90.4	22-151	8.86	38	L428862-01	WG447497
4-Methyl-2-pentanone (MIBK)	mg/kg	0.625	0.589	100.	31-151	5.99	36	L428862-01	WG447497
Acetone	mg/kg	0.673	0.631	108.	13-158	6.46	34	L428862-01	WG447497
Benzene	mg/kg	0.134	0.136	107.	16-143	1.66	31	L428862-01	WG447497
Bromochloromethane	mg/kg	0.136	0.137	108.	25-152	1.20	29	L428862-01	WG447497
Bromodichloromethane	mg/kg	0.121	0.124	97.2	27-139	1.70	30	L428862-01	WG447497
Bromoform	mg/kg	0.112	0.106	89.9	21-144	5.68	34	L428862-01	WG447497
Bromomethane	mg/kg	0.136	0.141	108.	0-180	3.90	41	L428862-01	WG447497
Carbon disulfide	mg/kg	0.143	0.144	114.	10-156	0.915	38	L428862-01	WG447497
Carbon tetrachloride	mg/kg	0.118	0.121	94.7	12-149	1.86	34	L428862-01	WG447497
Chlorobenzene	mg/kg	0.105	0.105	83.7	17-134	0.713	34	L428862-01	WG447497
Chlorodibromomethane	mg/kg	0.120	0.118	96.2	28-147	1.89	32	L428862-01	WG447497
Chloroethane	mg/kg	0.118	0.135	94.7	0-172	13.1	38	L428862-01	WG447497
Chloroform	mg/kg	0.140	0.142	112.	28-138	1.11	30	L428862-01	WG447497
Chloromethane	mg/kg	0.122	0.124	97.6	10-158	1.78	35	L428862-01	WG447497
cis-1,2-Dichloroethene	mg/kg	0.129	0.133	103.	21-147	3.47	31	L428862-01	WG447497
cis-1,3-Dichloropropene	mg/kg	0.122	0.122	97.3	17-145	0.0692	32	L428862-01	WG447497
Dichlorodifluoromethane	mg/kg	0.0993	0.101	79.4	0-192	1.50	38	L428862-01	WG447497
Ethylbenzene	mg/kg	0.105	0.106	83.7	12-137	0.996	36	L428862-01	WG447497
Isopropylbenzene	mg/kg	0.104	0.104	82.8	14-134	0.552	37	L428862-01	WG447497
Methyl tert-butyl ether	mg/kg	0.134	0.132	108.	21-157	1.87	31	L428862-01	WG447497
Methylene Chloride	mg/kg	0.153	0.153	122.	12-149	0.298	31	L428862-01	WG447497
Styrene	mg/kg	0.102	0.104	81.3	10-140	2.28	35	L428862-01	WG447497
Tetrachloroethene	mg/kg	0.0974	0.0958	77.9	10-131	1.63	35	L428862-01	WG447497

* Performance of this Analyte is outside of established criteria.

For additional information, please see Attachment A 'List of Analytes with QC Qualifiers.'



12065 Lebanon Rd.
 Mt. Juliet, TN 37122
 (615) 758-5858
 1-800-767-5859
 Fax (615) 758-5859

Tax I.D. 62-0814289

Est. 1970

SLR International Corp. - West Linn, OR
 Chris Kramer
 1800 Blankenship Road, Suite 440

Quality Assurance Report
 Level II

West Linn, OR 97068

October 29, 2009

L428380

Analyte	Units	MSD	Matrix Spike Duplicate		Limit	RPD	Limit Ref	Samp	Batch
			Ref	%Rec					
Toluene	mg/kg	0.115	0.117	91.8	12-136	1.85	32	L428862-01	WG447497
trans-1,2-Dichloroethene	mg/kg	0.121	0.125	96.7	10-143	3.01	33	L428862-01	WG447497
trans-1,3-Dichloropropene	mg/kg	0.117	0.114	93.2	16-147	2.57	32	L428862-01	WG447497
Trichloroethene	mg/kg	0.110	0.111	88.3	10-155	0.519	33	L428862-01	WG447497
Trichlorofluoromethane	mg/kg	0.127	0.131	102.	10-154	3.11	32	L428862-01	WG447497
Vinyl chloride	mg/kg	0.149	0.156	119.	10-159	4.59	36	L428862-01	WG447497
Xylenes, Total	mg/kg	0.306	0.309	81.6	10-138	1.09	36	L428862-01	WG447497
4-Bromofluorobenzene				85.13	59-140				WG447497
Dibromofluoromethane				119.2	63-139				WG447497
Toluene-d8				107.1	84-116				WG447497
Acetone	mg/kg	9.50	11.3	80.0	13-158	17.5	34	L428009-05	WG447562
4-Bromofluorobenzene				103.5	59-140				WG447562
Dibromofluoromethane				103.0	63-139				WG447562
Toluene-d8				101.8	84-116				WG447562
1,2,4,5-Tetrachlorobenzene	ppm	0.220	0.223	66.1	47-111	1.21	20	L428380-01	WG447470
2,4,5-Trichlorophenol	ppm	0.292	0.273	87.7	28-128	6.68	29	L428380-01	WG447470
2,4,6-Trichlorophenol	ppm	0.285	0.283	85.5	27-128	0.817	31	L428380-01	WG447470
2,4-Dichlorophenol	ppm	0.234	0.235	70.2	39-116	0.487	23	L428380-01	WG447470
2,4-Dimethylphenol	ppm	0.365	0.368	110.	50-119	0.937	27	L428380-01	WG447470
2,4-Dinitrophenol	ppm	0.225	0.217	67.7	10-123	3.88	42	L428380-01	WG447470
2,4-Dinitrotoluene	ppm	0.281	0.267	84.3	52-121	4.97	23	L428380-01	WG447470
2,6-Dinitrotoluene	ppm	0.264	0.263	79.2	53-114	0.385	22	L428380-01	WG447470
2-Chloronaphthalene	ppm	0.271	0.252	81.4	52-101	7.28	20	L428380-01	WG447470
2-Chlorophenol	ppm	0.227	0.214	68.1	41-112	5.64	27	L428380-01	WG447470
2-Methylnaphthalene	ppm	0.248	0.239	74.3	48-109	3.61	22	L428380-01	WG447470
2-Methylphenol	ppm	0.267	0.257	80.3	56-111	3.98	20	L428380-01	WG447470
2-Nitroaniline	ppm	0.275	0.262	82.4	52-117	4.55	24	L428380-01	WG447470
2-Nitrophenol	ppm	0.239	0.242	71.8	23-117	1.36	31	L428380-01	WG447470
3&4-Methyl Phenol	ppm	0.295	0.278	88.5	50-134	6.00	32	L428380-01	WG447470
3,3-Dichlorobenzidine	ppm	0.152	0.154	45.7	10-133	1.44	41	L428380-01	WG447470
3-Nitroaniline	ppm	0.237	0.203	71.2	5-134	15.8	30	L428380-01	WG447470
4,6-Dinitro-2-methylphenol	ppm	0.250	0.238	75.1	10-124	5.10	38	L428380-01	WG447470
4-Bromophenyl-phenylether	ppm	0.305	0.296	91.6	37-103	2.86	23	L428380-01	WG447470
4-Chloro-3-methylphenol	ppm	0.248	0.238	74.4	52-119	3.82	24	L428380-01	WG447470
4-Chloroaniline	ppm	0.241	0.235	72.5	4-134	2.47	28	L428380-01	WG447470
4-Chlorophenyl-phenylether	ppm	0.304	0.296	91.2	53-105	2.50	20	L428380-01	WG447470
4-Nitroaniline	ppm	0.233	0.204	70.0	12-129	13.2	34	L428380-01	WG447470
4-Nitrophenol	ppm	0.281	0.250	84.3	15-140	11.7	40	L428380-01	WG447470
Acenaphthene	ppm	0.273	0.267	82.0	52-102	2.11	23	L428380-01	WG447470
Acenaphthylene	ppm	0.291	0.274	87.3	54-103	6.04	22	L428380-01	WG447470
Acetophenone	ppm	0.189	0.180	56.8	38-94	4.67	22	L428380-01	WG447470
Anthracene	ppm	0.278	0.269	83.4	55-114	3.17	21	L428380-01	WG447470
Atrazine	ppm	0.269	0.265	80.7	40-144	1.55	21	L428380-01	WG447470
Benzaldehyde	ppm	0.113	0.113	34.0	0-100	0.240	37	L428380-01	WG447470
Benzo(a)anthracene	ppm	0.254	0.247	76.4	37-124	2.88	33	L428380-01	WG447470
Benzo(a)pyrene	ppm	0.274	0.262	82.3	44-129	4.34	27	L428380-01	WG447470
Benzo(b)fluoranthene	ppm	0.267	0.260	80.1	28-135	2.42	33	L428380-01	WG447470
Benzo(g,h,i)perylene	ppm	0.212	0.211	63.6	25-123	0.472	35	L428380-01	WG447470
Benzo(k)fluoranthene	ppm	0.263	0.261	79.0	41-116	0.866	34	L428380-01	WG447470
Benzylbutyl phthalate	ppm	0.286	0.288	85.9	45-143	0.576	39	L428380-01	WG447470
Biphenyl	ppm	0.261	0.258	78.5	49-103	1.40	24	L428380-01	WG447470
Bis(2-chloroethoxy)methane	ppm	0.282	0.273	84.6	48-108	3.22	23	L428380-01	WG447470
Bis(2-chloroethyl)ether	ppm	0.247	0.244	74.0	36-115	0.934	30	L428380-01	WG447470
Bis(2-chloroisopropyl)ether	ppm	0.253	0.247	75.8	44-109	2.38	27	L428380-01	WG447470
Bis(2-ethylhexyl)phthalate	ppm	0.290	0.290	87.0	40-128	0.0718	34	L428380-01	WG447470

* Performance of this Analyte is outside of established criteria.

For additional information, please see Attachment A 'List of Analytes with QC Qualifiers.'



YOUR LAB OF CHOICE

SLR International Corp. - West Linn, OR
 Chris Kramer
 1800 Blankenship Road, Suite 440
 West Linn, OR 97068

Quality Assurance Report
 Level II

L428380

12065 Lebanon Rd.
 Mt. Juliet, TN 37122
 (615) 758-5858
 1-800-767-5859
 Fax (615) 758-5859

Tax I.D. 62-0814289

Est. 1970

October 29, 2009

Analyte	Units	MSD	Matrix Spike Duplicate		Limit	RPD	Limit Ref	Samp	Batch
			Ref	%Rec					
Caprolactam	ppm	0.194	0.185	58.1	26-140	4.63	27	L428380-01	WG447470
Carbazole	ppm	0.248	0.232	74.4	43-122	6.42	25	L428380-01	WG447470
Chrysene	ppm	0.260	0.250	77.9	39-119	3.68	31	L428380-01	WG447470
Di-n-butyl phthalate	ppm	0.309	0.304	92.9	49-121	1.75	22	L428380-01	WG447470
Di-n-octyl phthalate	ppm	0.296	0.276	88.8	40-132	6.77	27	L428380-01	WG447470
Dibenz(a,h)anthracene	ppm	0.220	0.216	66.1	29-123	1.94	30	L428380-01	WG447470
Dibenzofuran	ppm	0.273	0.261	81.9	54-111	4.55	21	L428380-01	WG447470
Diethyl phthalate	ppm	0.312	0.305	93.5	51-113	2.10	21	L428380-01	WG447470
Dimethyl phthalate	ppm	0.315	0.307	94.6	54-108	2.63	23	L428380-01	WG447470
Fluoranthene	ppm	0.289	0.267	86.7	23-143	7.82	29	L428380-01	WG447470
Fluorene	ppm	0.285	0.274	85.6	53-107	3.82	22	L428380-01	WG447470
Hexachloro-1,3-butadiene	ppm	0.227	0.228	68.2	39-113	0.394	26	L428380-01	WG447470
Hexachlorobenzene	ppm	0.256	0.250	77.0	49-108	2.44	27	L428380-01	WG447470
Hexachlorocyclopentadiene	ppm	0.251	0.245	75.2	10-131	2.07	39	L428380-01	WG447470
Hexachloroethane	ppm	0.208	0.205	62.4	25-118	1.21	35	L428380-01	WG447470
Indeno(1,2,3-cd)pyrene	ppm	0.222	0.219	66.6	28-125	1.35	32	L428380-01	WG447470
Isophorone	ppm	0.229	0.224	68.7	51-115	2.31	22	L428380-01	WG447470
n-Nitrosodi-n-propylamine	ppm	0.284	0.270	85.4	54-110	5.15	23	L428380-01	WG447470
n-Nitrosodiphenylamine	ppm	0.300	0.299	90.0	54-138	0.261	26	L428380-01	WG447470
Naphthalene	ppm	0.226	0.223	67.8	41-100	1.24	26	L428380-01	WG447470
Nitrobenzene	ppm	0.218	0.222	65.4	40-102	1.95	24	L428380-01	WG447470
Pentachlorophenol	ppm	0.301	0.271	90.2	10-146	10.4	35	L428380-01	WG447470
Phenanthrene	ppm	0.266	0.260	80.0	37-125	2.24	27	L428380-01	WG447470
Phenol	ppm	0.241	0.232	72.3	52-111	3.53	22	L428380-01	WG447470
Pyrene	ppm	0.238	0.244	71.6	22-151	2.47	38	L428380-01	WG447470
2,4,6-Tribromophenol				88.68	25-137				WG447470
2-Fluorobiphenyl				79.34	30-120				WG447470
2-Fluorophenol				70.71	26-130				WG447470
Nitrobenzene-d5				60.98	18-119				WG447470
Phenol-d5				70.65	37-141				WG447470
p-Terphenyl-d14				79.60	23-143				WG447470

Batch number /Run number / Sample number cross reference

WG445887: R952768: L428380-01 02 03 04 05
 WG445888: R952769: L428380-06 07 08 09
 WG447111: R964048: L428380-02 03 04 05 06 07 09
 WG447095: R964388: L428380-01 02 03 04 05 06 07 08 09
 WG447187: R964869: L428380-01 02 03 04 05 06 07 08 09
 WG447340: R965048: L428380-08
 WG447282: R965428: L428380-02 03 05
 WG447397: R966488: L428380-06 07 08 09
 WG447470: R966810: L428380-01 02 03 04 05 06 07 08 09
 WG447497: R966850: L428380-04 05
 WG447562: R967649: L428380-08 09

* * Calculations are performed prior to rounding of reported values .
 * Performance of this Analyte is outside of established criteria.
 For additional information, please see Attachment A 'List of Analytes with QC Qualifiers.'



YOUR LAB OF CHOICE

SLR International Corp. - West Linn, OR
Chris Kramer
1800 Blankenship Road, Suite 440

Quality Assurance Report
Level II

West Linn, OR 97068

L428380

12065 Lebanon Rd.
Mt. Juliet, TN 37122
(615) 758-5858
1-800-767-5859
Fax (615) 758-5859

Tax I.D. 62-0814289

Est. 1970

October 29, 2009

The data package includes a summary of the analytic results of the quality control samples required by the SW-846 or CWA methods. The quality control samples include a method blank, a laboratory control sample, and the matrix spike/matrix spike duplicate analysis. If a target parameter is outside the method limits, every sample that is effected is flagged with the appropriate qualifier in Appendix B of the analytic report.

Method Blank - an aliquot of reagent water carried through the entire analytic process. The method blank results indicate if any possible contamination exposure during the sample handling, digestion or extraction process, and analysis. Concentrations of target analytes above the reporting limit in the method blank are qualified with the "B" qualifier.

Laboratory Control Sample - is a sample of known concentration that is carried through the digestion/extraction and analysis process. The percent recovery, expressed as a percentage of the theoretical concentration, has statistical control limits indicating that the analytic process is "in control". If a target analyte is outside the control limits for the laboratory control sample or any other control sample, the parameter is flagged with a "J4" qualifier for all effected samples.

Matrix Spike and Matrix Spike Duplicate - is two aliquots of an environmental sample that is spiked with known concentrations of target analytes. The percent recovery of the target analytes also has statistical control limits. If any recoveries that are outside the method control limits, the sample that was selected for matrix spike/matrix spike duplicate analysis is flagged with either a "J5" or a "J6". The relative percent difference (%RPD) between the matrix spike and the matrix spike duplicate recoveries is all calculated. If the RPD is above the method limit, the effected samples are flagged with a "J3" qualifier.

SLR PHASE 2 UPLAND SOIL AND GROUNDWATER (2012)



12065 Lebanon Rd.
Mt. Juliet, TN 37122
(615) 758-5858
1-800-767-5859
Fax (615) 758-5859

Tax I.D. 62-0814289

Est. 1970

Chris Kramer
SLR International Corp. - West Linn, OR
1800 Blankenship Road, Suite 440
West Linn, OR 97068

Report Summary

Tuesday May 29, 2012

Report Number: L576141


Samples Received: 05/18/12

Client Project: 008.0288.00037

Description: Nord Door Project - Everett, WA

The analytical results in this report are based upon information supplied by you, the client, and are for your exclusive use. If you have any questions regarding this data package, please do not hesitate to call.

Entire Report Reviewed By:


Jared Willis, ESC Representative

Laboratory Certification Numbers

A2LA - 1461-01, AIHA - 100789, AL - 40660, CA - 01157CA, CT - PH-0197,
FL - E87487, GA - 923, IN - C-TN-01, KY - 90010, KYUST - 0016,
NC - ENV375/DW21704/BIO041, ND - R-140. NJ - TN002, NJ NELAP - TN002,
SC - 84004, TN - 2006, VA - 460132, WV - 233, AZ - 0612,
MN - 047-999-395, NY - 11742, WI - 998093910, NV - TN000032011-1,
TX - T104704245-11-3, OK - 9915, PA - 68-02979

Accreditation is only applicable to the test methods specified on each scope of accreditation held by ESC Lab Sciences.

Note: The use of the preparatory EPA Method 3511 is not approved or endorsed by the CA ELAP.

This report may not be reproduced, except in full, without written approval from ESC Lab Sciences. Where applicable, sampling conducted by ESC is performed per guidance provided in laboratory standard operating procedures: 060302, 060303, and 060304.



12065 Lebanon Rd.
 Mt. Juliet, TN 37122
 (615) 758-5858
 1-800-767-5859
 Fax (615) 758-5859

Tax I.D. 62-0814289

Est. 1970

REPORT OF ANALYSIS

Chris Kramer
 SLR International Corp. - West Linn
 1800 Blankenship Road, Suite 440
 West Linn, OR 97068

May 29, 2012

Date Received : May 18, 2012
 Description : Nord Door Project - Everett, WA
 Sample ID : 401P-GW
 Collected By : Chris Lee
 Collection Date : 05/17/12 11:23

ESC Sample # : L576141-01
 Site ID : EVERETT, WA
 Project # : 008.0288.00037

Parameter	Result	MDL	RDL	Units	Qualifier	Method	Date	Dil.
Volatile Organics								
Acetone	U	1.0	25.	ug/l		8260B	05/24/12	1
Benzene	U	0.090	0.50	ug/l		8260B	05/24/12	1
Bromochloromethane	U	0.15	0.50	ug/l		8260B	05/24/12	1
Bromodichloromethane	U	0.080	0.50	ug/l		8260B	05/24/12	1
Bromoform	U	0.19	0.50	ug/l		8260B	05/24/12	1
Bromomethane	U	0.16	0.50	ug/l		8260B	05/24/12	1
2-Butanone (MEK)	U	1.3	2.5	ug/l		8260B	05/24/12	1
Carbon disulfide	U	0.10	0.50	ug/l		8260B	05/24/12	1
Carbon tetrachloride	U	0.16	0.50	ug/l	J3	8260B	05/24/12	1
Chlorobenzene	U	0.14	0.50	ug/l		8260B	05/24/12	1
Chloroethane	U	0.14	0.50	ug/l		8260B	05/24/12	1
Chloroform	U	0.086	0.50	ug/l		8260B	05/24/12	1
Chloromethane	U	0.15	0.50	ug/l		8260B	05/24/12	1
1,2-Dibromo-3-Chloropropane	U	0.32	1.0	ug/l		8260B	05/24/12	1
Chlorodibromomethane	U	0.13	0.50	ug/l		8260B	05/24/12	1
1,2-Dibromoethane	U	0.19	0.50	ug/l		8260B	05/24/12	1
1,2-Dichlorobenzene	U	0.10	0.50	ug/l		8260B	05/24/12	1
1,3-Dichlorobenzene	U	0.13	0.50	ug/l		8260B	05/24/12	1
1,4-Dichlorobenzene	U	0.12	0.50	ug/l		8260B	05/24/12	1
Dichlorodifluoromethane	U	0.13	0.50	ug/l	J4J3	8260B	05/24/12	1
1,1-Dichloroethane	U	0.11	0.50	ug/l		8260B	05/24/12	1
1,2-Dichloroethane	U	0.11	0.50	ug/l		8260B	05/24/12	1
1,1-Dichloroethene	U	0.19	0.50	ug/l	J3	8260B	05/24/12	1
cis-1,2-Dichloroethene	U	0.093	0.50	ug/l		8260B	05/24/12	1
trans-1,2-Dichloroethene	U	0.15	0.50	ug/l		8260B	05/24/12	1
1,2-Dichloropropane	U	0.19	0.50	ug/l		8260B	05/24/12	1
cis-1,3-Dichloropropene	U	0.098	0.50	ug/l		8260B	05/24/12	1
trans-1,3-Dichloropropene	U	0.22	0.50	ug/l		8260B	05/25/12	1
Ethylbenzene	U	0.16	0.50	ug/l		8260B	05/24/12	1
2-Hexanone	U	0.76	2.5	ug/l		8260B	05/24/12	1
Isopropylbenzene	U	0.13	0.50	ug/l		8260B	05/24/12	1
4-Methyl-2-pentanone (MIBK)	U	0.82	2.5	ug/l		8260B	05/24/12	1
Methyl tert-butyl ether	U	0.10	0.50	ug/l		8260B	05/24/12	1
n-Propylbenzene	U	0.16	0.50	ug/l		8260B	05/24/12	1
Methylene Chloride	U	0.11	2.5	ug/l		8260B	05/24/12	1
Styrene	U	0.12	0.50	ug/l		8260B	05/24/12	1
1,1,2,2-Tetrachloroethane	U	0.17	0.50	ug/l		8260B	05/24/12	1
Tetrachloroethene	U	0.20	0.50	ug/l		8260B	05/24/12	1
Toluene	U	0.10	0.50	ug/l		8260B	05/24/12	1
1,1,2-Trichlorotrifluoroethane	U	0.16	0.50	ug/l	J3	8260B	05/24/12	1
1,2,3-Trichlorobenzene	U	0.16	0.50	ug/l		8260B	05/24/12	1
1,2,4-Trichlorobenzene	U	0.15	0.50	ug/l		8260B	05/24/12	1

U = ND (Not Detected)
 RDL = Reported Detection Limit = LOQ = PQL = EQL = TRRP MQL
 MDL = Minimum Detection Limit = LOD = TRRP SDL

Note:

The reported analytical results relate only to the sample submitted.
 This report shall not be reproduced, except in full, without the written approval from ESC.

Reported: 05/29/12 07:43 Printed: 05/29/12 10:14



12065 Lebanon Rd.
 Mt. Juliet, TN 37122
 (615) 758-5858
 1-800-767-5859
 Fax (615) 758-5859

Tax I.D. 62-0814289

Est. 1970

REPORT OF ANALYSIS

Chris Kramer
 SLR International Corp. - West Linn
 1800 Blankenship Road, Suite 440
 West Linn, OR 97068

May 29, 2012

Date Received : May 18, 2012
 Description : Nord Door Project - Everett, WA
 Sample ID : 401P-GW
 Collected By : Chris Lee
 Collection Date : 05/17/12 11:23

ESC Sample # : L576141-01
 Site ID : EVERETT, WA
 Project # : 008.0288.00037

Parameter	Result	MDL	RDL	Units	Qualifier	Method	Date	Dil.
1,1,1-Trichloroethane	U	0.094	0.50	ug/l		8260B	05/24/12	1
1,1,2-Trichloroethane	U	0.19	0.50	ug/l		8260B	05/24/12	1
Trichloroethene	U	0.15	0.50	ug/l		8260B	05/24/12	1
Trichlorofluoromethane	U	0.13	0.50	ug/l	J3	8260B	05/24/12	1
Vinyl chloride	U	0.12	0.50	ug/l	J3	8260B	05/24/12	1
Xylenes, Total	U	0.32	1.5	ug/l		8260B	05/24/12	1
Cyclohexane	U	0.39	1.0	ug/l		8260B	05/25/12	1
1,4-Dioxane	U	36.	100	ug/l		8260B	05/25/12	1
Methyl Acetate	U	4.3	20.	ug/l		8260B	05/25/12	1
Methyl Cyclohexane	U	0.38	1.0	ug/l		8260B	05/25/12	1
Surrogate Recovery								
Toluene-d8	105.			% Rec.		8260B	05/24/12	1
Dibromofluoromethane	105.			% Rec.		8260B	05/24/12	1
4-Bromofluorobenzene	102.			% Rec.		8260B	05/24/12	1

U = ND (Not Detected)
 RDL = Reported Detection Limit = LOQ = PQL = EQL = TRRP MQL
 MDL = Minimum Detection Limit = LOD = TRRP SDL

Note:
 The reported analytical results relate only to the sample submitted.
 This report shall not be reproduced, except in full, without the written approval from ESC.

Reported: 05/29/12 07:43 Printed: 05/29/12 10:14



12065 Lebanon Rd.
 Mt. Juliet, TN 37122
 (615) 758-5858
 1-800-767-5859
 Fax (615) 758-5859

Tax I.D. 62-0814289

Est. 1970

REPORT OF ANALYSIS

Chris Kramer
 SLR International Corp. - West Linn
 1800 Blankenship Road, Suite 440
 West Linn, OR 97068

May 29, 2012

Date Received : May 18, 2012
 Description : Nord Door Project - Everett, WA
 Sample ID : 403P-GW
 Collected By : Chris Lee
 Collection Date : 05/17/12 10:30

ESC Sample # : L576141-02
 Site ID : EVERETT, WA
 Project # : 008.0288.00037

Parameter	Result	MDL	RDL	Units	Qualifier	Method	Date	Dil.
Volatile Organics								
Acetone	U	1.0	25.	ug/l		8260B	05/24/12	1
Benzene	U	0.090	0.50	ug/l		8260B	05/24/12	1
Bromochloromethane	U	0.15	0.50	ug/l		8260B	05/24/12	1
Bromodichloromethane	U	0.080	0.50	ug/l		8260B	05/24/12	1
Bromoform	U	0.19	0.50	ug/l		8260B	05/24/12	1
Bromomethane	U	0.16	0.50	ug/l		8260B	05/24/12	1
2-Butanone (MEK)	U	1.3	2.5	ug/l		8260B	05/24/12	1
Carbon disulfide	U	0.10	0.50	ug/l		8260B	05/24/12	1
Carbon tetrachloride	U	0.16	0.50	ug/l	J3	8260B	05/24/12	1
Chlorobenzene	U	0.14	0.50	ug/l		8260B	05/24/12	1
Chloroethane	U	0.14	0.50	ug/l		8260B	05/24/12	1
Chloroform	U	0.086	0.50	ug/l		8260B	05/24/12	1
Chloromethane	U	0.15	0.50	ug/l		8260B	05/24/12	1
1,2-Dibromo-3-Chloropropane	U	0.32	1.0	ug/l		8260B	05/24/12	1
Chlorodibromomethane	U	0.13	0.50	ug/l		8260B	05/24/12	1
1,2-Dibromoethane	U	0.19	0.50	ug/l		8260B	05/24/12	1
1,2-Dichlorobenzene	U	0.10	0.50	ug/l		8260B	05/24/12	1
1,3-Dichlorobenzene	U	0.13	0.50	ug/l		8260B	05/24/12	1
1,4-Dichlorobenzene	U	0.12	0.50	ug/l		8260B	05/24/12	1
Dichlorodifluoromethane	U	0.13	0.50	ug/l	J4J3	8260B	05/24/12	1
1,1-Dichloroethane	U	0.11	0.50	ug/l		8260B	05/24/12	1
1,2-Dichloroethane	U	0.11	0.50	ug/l		8260B	05/24/12	1
1,1-Dichloroethene	U	0.19	0.50	ug/l	J3	8260B	05/24/12	1
cis-1,2-Dichloroethene	U	0.093	0.50	ug/l		8260B	05/24/12	1
trans-1,2-Dichloroethene	U	0.15	0.50	ug/l		8260B	05/24/12	1
1,2-Dichloropropane	U	0.19	0.50	ug/l		8260B	05/24/12	1
cis-1,3-Dichloropropene	U	0.098	0.50	ug/l		8260B	05/24/12	1
trans-1,3-Dichloropropene	U	0.22	0.50	ug/l		8260B	05/25/12	1
Ethylbenzene	U	0.16	0.50	ug/l		8260B	05/24/12	1
2-Hexanone	U	0.76	2.5	ug/l		8260B	05/24/12	1
Isopropylbenzene	U	0.13	0.50	ug/l		8260B	05/24/12	1
4-Methyl-2-pentanone (MIBK)	U	0.82	2.5	ug/l		8260B	05/24/12	1
Methyl tert-butyl ether	U	0.10	0.50	ug/l		8260B	05/24/12	1
n-Propylbenzene	U	0.16	0.50	ug/l		8260B	05/24/12	1
Methylene Chloride	U	0.11	2.5	ug/l		8260B	05/24/12	1
Styrene	U	0.12	0.50	ug/l		8260B	05/24/12	1
1,1,2,2-Tetrachloroethane	U	0.17	0.50	ug/l		8260B	05/24/12	1
Tetrachloroethene	U	0.20	0.50	ug/l		8260B	05/24/12	1
Toluene	U	0.10	0.50	ug/l		8260B	05/24/12	1
1,1,2-Trichlorotrifluoroethane	U	0.16	0.50	ug/l	J3	8260B	05/24/12	1
1,2,3-Trichlorobenzene	U	0.16	0.50	ug/l		8260B	05/24/12	1
1,2,4-Trichlorobenzene	U	0.15	0.50	ug/l		8260B	05/24/12	1

U = ND (Not Detected)
 RDL = Reported Detection Limit = LOQ = PQL = EQL = TRRP MQL
 MDL = Minimum Detection Limit = LOD = TRRP SDL

Note:
 The reported analytical results relate only to the sample submitted.
 This report shall not be reproduced, except in full, without the written approval from ESC.

Reported: 05/29/12 07:43 Printed: 05/29/12 10:14



12065 Lebanon Rd.
 Mt. Juliet, TN 37122
 (615) 758-5858
 1-800-767-5859
 Fax (615) 758-5859

Tax I.D. 62-0814289

Est. 1970

REPORT OF ANALYSIS

Chris Kramer
 SLR International Corp. - West Linn
 1800 Blankenship Road, Suite 440
 West Linn, OR 97068

May 29, 2012

Date Received : May 18, 2012
 Description : Nord Door Project - Everett, WA
 Sample ID : 403P-GW
 Collected By : Chris Lee
 Collection Date : 05/17/12 10:30

ESC Sample # : L576141-02
 Site ID : EVERETT, WA
 Project # : 008.0288.00037

Parameter	Result	MDL	RDL	Units	Qualifier	Method	Date	Dil.
1,1,1-Trichloroethane	U	0.094	0.50	ug/l		8260B	05/24/12	1
1,1,2-Trichloroethane	U	0.19	0.50	ug/l		8260B	05/24/12	1
Trichloroethene	U	0.15	0.50	ug/l		8260B	05/24/12	1
Trichlorofluoromethane	U	0.13	0.50	ug/l	J3	8260B	05/24/12	1
Vinyl chloride	U	0.12	0.50	ug/l	J3	8260B	05/24/12	1
Xylenes, Total	U	0.32	1.5	ug/l		8260B	05/24/12	1
Cyclohexane	U	0.39	1.0	ug/l		8260B	05/25/12	1
1,4-Dioxane	U	36.	100	ug/l		8260B	05/25/12	1
Methyl Acetate	U	4.3	20.	ug/l		8260B	05/25/12	1
Methyl Cyclohexane	U	0.38	1.0	ug/l		8260B	05/25/12	1
Surrogate Recovery								
Toluene-d8	107.			% Rec.		8260B	05/24/12	1
Dibromofluoromethane	106.			% Rec.		8260B	05/24/12	1
4-Bromofluorobenzene	102.			% Rec.		8260B	05/24/12	1

U = ND (Not Detected)
 RDL = Reported Detection Limit = LOQ = PQL = EQL = TRRP MQL
 MDL = Minimum Detection Limit = LOD = TRRP SDL

Note:
 The reported analytical results relate only to the sample submitted.
 This report shall not be reproduced, except in full, without the written approval from ESC.

Reported: 05/29/12 07:43 Printed: 05/29/12 10:14



12065 Lebanon Rd.
 Mt. Juliet, TN 37122
 (615) 758-5858
 1-800-767-5859
 Fax (615) 758-5859

Tax I.D. 62-0814289

Est. 1970

REPORT OF ANALYSIS

Chris Kramer
 SLR International Corp. - West Linn
 1800 Blankenship Road, Suite 440
 West Linn, OR 97068

May 29, 2012

Date Received : May 18, 2012
 Description : Nord Door Project - Everett, WA
 Sample ID : 405P-GW
 Collected By : Chris Lee
 Collection Date : 05/17/12 09:25

ESC Sample # : L576141-03
 Site ID : EVERETT, WA
 Project # : 008.0288.00037

Parameter	Result	MDL	RDL	Units	Qualifier	Method	Date	Dil.
Antimony	1.7	0.21	1.0	ug/l		6020	05/26/12	1
Antimony,Dissolved	U	0.21	1.0	ug/l		6020	05/23/12	1
Arsenic	38.	1.2	5.0	ug/l		6020	05/26/12	5
Arsenic,Dissolved	7.3	0.25	1.0	ug/l		6020	05/23/12	1
Beryllium	0.53	0.12	1.0	ug/l	J	6020	05/26/12	1
Beryllium,Dissolved	U	0.12	1.0	ug/l		6020	05/24/12	1
Cadmium	1.6	0.16	0.50	ug/l		6020	05/26/12	1
Cadmium,Dissolved	U	0.16	0.50	ug/l		6020	05/23/12	1
Chromium	290	2.7	10.	ug/l		6020	05/26/12	5
Chromium,Dissolved	U	0.54	2.0	ug/l		6020	05/23/12	1
Copper	300	2.6	10.	ug/l		6020	05/26/12	5
Copper,Dissolved	0.65	0.52	2.0	ug/l	J	6020	05/23/12	1
Lead	61.	0.24	1.0	ug/l		6020	05/26/12	1
Lead,Dissolved	U	0.24	1.0	ug/l		6020	05/23/12	1
Nickel	440	1.8	5.0	ug/l		6020	05/26/12	5
Nickel,Dissolved	11.	0.35	1.0	ug/l		6020	05/23/12	1
Selenium	2.0	1.9	5.0	ug/l	J	6020	05/26/12	5
Selenium,Dissolved	8.6	0.38	1.0	ug/l		6020	05/23/12	1
Silver	0.75	0.31	1.0	ug/l	J	6020	05/26/12	1
Silver,Dissolved	U	0.31	1.0	ug/l		6020	05/23/12	1
Thallium	0.19	0.19	1.0	ug/l	J	6020	05/26/12	1
Thallium,Dissolved	U	0.19	1.0	ug/l		6020	05/23/12	1
Zinc	240	13.	50.	ug/l		6020	05/26/12	5
Zinc,Dissolved	U	2.6	10.	ug/l		6020	05/23/12	1
Mercury	U	0.015	0.20	ug/l		7470A	05/23/12	1
Mercury,Dissolved	U	0.015	0.20	ug/l		7470A	05/23/12	1

U = ND (Not Detected)
 RDL = Reported Detection Limit = LOQ = PQL = EQL = TRRP MQL
 MDL = Minimum Detection Limit = LOD = TRRP SDL

Note:

The reported analytical results relate only to the sample submitted.
 This report shall not be reproduced, except in full, without the written approval from ESC.

Reported: 05/29/12 07:43 Printed: 05/29/12 10:14



12065 Lebanon Rd.
 Mt. Juliet, TN 37122
 (615) 758-5858
 1-800-767-5859
 Fax (615) 758-5859

Tax I.D. 62-0814289

Est. 1970

REPORT OF ANALYSIS

Chris Kramer
 SLR International Corp. - West Linn
 1800 Blankenship Road, Suite 440
 West Linn, OR 97068

May 29, 2012

Date Received : May 18, 2012
 Description : Nord Door Project - Everett, WA
 Sample ID : TRIP BLANK
 Collected By : Chris Lee
 Collection Date : 05/17/12 00:00

ESC Sample # : L576141-04
 Site ID : EVERETT, WA
 Project # : 008.0288.00037

Parameter	Result	MDL	RDL	Units	Qualifier	Method	Date	Dil.
Volatile Organics								
Acetone	U	1.0	25.	ug/l		8260B	05/24/12	1
Benzene	U	0.090	0.50	ug/l		8260B	05/24/12	1
Bromochloromethane	U	0.15	0.50	ug/l		8260B	05/24/12	1
Bromodichloromethane	U	0.080	0.50	ug/l		8260B	05/24/12	1
Bromoform	U	0.19	0.50	ug/l		8260B	05/24/12	1
Bromomethane	U	0.16	0.50	ug/l		8260B	05/25/12	1
2-Butanone (MEK)	U	1.3	2.5	ug/l		8260B	05/24/12	1
Carbon disulfide	U	0.10	0.50	ug/l		8260B	05/24/12	1
Carbon tetrachloride	U	0.16	0.50	ug/l		8260B	05/24/12	1
Chlorobenzene	U	0.14	0.50	ug/l		8260B	05/24/12	1
Chloroethane	U	0.14	0.50	ug/l		8260B	05/24/12	1
Chloroform	U	0.086	0.50	ug/l		8260B	05/24/12	1
Chloromethane	U	0.15	0.50	ug/l		8260B	05/24/12	1
1,2-Dibromo-3-Chloropropane	U	0.32	1.0	ug/l		8260B	05/25/12	1
Chlorodibromomethane	U	0.13	0.50	ug/l		8260B	05/24/12	1
1,2-Dibromoethane	U	0.19	0.50	ug/l		8260B	05/24/12	1
1,2-Dichlorobenzene	U	0.10	0.50	ug/l		8260B	05/24/12	1
1,3-Dichlorobenzene	U	0.13	0.50	ug/l		8260B	05/24/12	1
1,4-Dichlorobenzene	U	0.12	0.50	ug/l		8260B	05/24/12	1
Dichlorodifluoromethane	U	0.13	0.50	ug/l		8260B	05/24/12	1
1,1-Dichloroethane	U	0.11	0.50	ug/l		8260B	05/24/12	1
1,2-Dichloroethane	U	0.11	0.50	ug/l		8260B	05/24/12	1
1,1-Dichloroethene	U	0.19	0.50	ug/l		8260B	05/25/12	1
cis-1,2-Dichloroethene	U	0.093	0.50	ug/l		8260B	05/24/12	1
trans-1,2-Dichloroethene	U	0.15	0.50	ug/l		8260B	05/24/12	1
1,2-Dichloropropane	U	0.19	0.50	ug/l		8260B	05/25/12	1
cis-1,3-Dichloropropene	U	0.098	0.50	ug/l		8260B	05/24/12	1
trans-1,3-Dichloropropene	U	0.22	0.50	ug/l		8260B	05/24/12	1
Ethylbenzene	U	0.16	0.50	ug/l		8260B	05/24/12	1
2-Hexanone	U	0.76	2.5	ug/l	J4	8260B	05/24/12	1
Isopropylbenzene	U	0.13	0.50	ug/l		8260B	05/24/12	1
4-Methyl-2-pentanone (MIBK)	U	0.82	2.5	ug/l		8260B	05/24/12	1
Methyl tert-butyl ether	U	0.10	0.50	ug/l		8260B	05/24/12	1
n-Propylbenzene	U	0.16	0.50	ug/l		8260B	05/24/12	1
Methylene Chloride	0.35	0.11	2.5	ug/l	J	8260B	05/25/12	1
Styrene	U	0.12	0.50	ug/l		8260B	05/24/12	1
1,1,2,2-Tetrachloroethane	U	0.17	0.50	ug/l		8260B	05/24/12	1
Tetrachloroethene	U	0.20	0.50	ug/l		8260B	05/24/12	1
Toluene	U	0.10	0.50	ug/l		8260B	05/24/12	1
1,1,2-Trichlorotrifluoroethane	U	0.16	0.50	ug/l		8260B	05/24/12	1
1,2,3-Trichlorobenzene	U	0.16	0.50	ug/l		8260B	05/24/12	1
1,2,4-Trichlorobenzene	U	0.15	0.50	ug/l		8260B	05/24/12	1

U = ND (Not Detected)
 RDL = Reported Detection Limit = LOQ = PQL = EQL = TRRP MQL
 MDL = Minimum Detection Limit = LOD = TRRP SDL

Note:

The reported analytical results relate only to the sample submitted.
 This report shall not be reproduced, except in full, without the written approval from ESC.

Reported: 05/29/12 07:43 Printed: 05/29/12 10:14



12065 Lebanon Rd.
 Mt. Juliet, TN 37122
 (615) 758-5858
 1-800-767-5859
 Fax (615) 758-5859

Tax I.D. 62-0814289

Est. 1970

REPORT OF ANALYSIS

Chris Kramer
 SLR International Corp. - West Linn
 1800 Blankenship Road, Suite 440
 West Linn, OR 97068

May 29, 2012

Date Received : May 18, 2012
 Description : Nord Door Project - Everett, WA
 Sample ID : TRIP BLANK
 Collected By : Chris Lee
 Collection Date : 05/17/12 00:00

ESC Sample # : L576141-04
 Site ID : EVERETT, WA
 Project # : 008.0288.00037

Parameter	Result	MDL	RDL	Units	Qualifier	Method	Date	Dil.
1,1,1-Trichloroethane	U	0.094	0.50	ug/l		8260B	05/24/12	1
1,1,2-Trichloroethane	U	0.19	0.50	ug/l		8260B	05/24/12	1
Trichloroethene	U	0.15	0.50	ug/l		8260B	05/24/12	1
Trichlorofluoromethane	U	0.13	0.50	ug/l		8260B	05/24/12	1
Vinyl chloride	U	0.12	0.50	ug/l		8260B	05/24/12	1
Xylenes, Total	U	0.32	1.5	ug/l		8260B	05/24/12	1
Cyclohexane	U	0.39	1.0	ug/l		8260B	05/24/12	1
1,4-Dioxane	U	36.	100	ug/l		8260B	05/24/12	1
Methyl Acetate	U	4.3	20.	ug/l		8260B	05/24/12	1
Methyl Cyclohexane	U	0.38	1.0	ug/l		8260B	05/24/12	1
Surrogate Recovery								
Toluene-d8	105.			% Rec.		8260B	05/24/12	1
Dibromofluoromethane	117.			% Rec.		8260B	05/24/12	1
4-Bromofluorobenzene	108.			% Rec.		8260B	05/24/12	1

U = ND (Not Detected)
 RDL = Reported Detection Limit = LOQ = PQL = EQL = TRRP MQL
 MDL = Minimum Detection Limit = LOD = TRRP SDL

Note:
 The reported analytical results relate only to the sample submitted.
 This report shall not be reproduced, except in full, without the written approval from ESC.

Reported: 05/29/12 07:43 Printed: 05/29/12 10:14

Attachment A
List of Analytes with QC Qualifiers

Sample Number	Work Group	Sample Type	Analyte	Run ID	Qualifier
L576141-01	WG594414	SAMP	Carbon tetrachloride	R2183734	J3
	WG594414	SAMP	Dichlorodifluoromethane	R2183734	J4J3
	WG594414	SAMP	1,1-Dichloroethene	R2183734	J3
	WG594414	SAMP	1,1,2-Trichlorotrifluoroethane	R2183734	J3
	WG594414	SAMP	Trichlorofluoromethane	R2183734	J3
L576141-02	WG594414	SAMP	Vinyl chloride	R2183734	J3
	WG594414	SAMP	Carbon tetrachloride	R2183734	J3
	WG594414	SAMP	Dichlorodifluoromethane	R2183734	J4J3
	WG594414	SAMP	1,1-Dichloroethene	R2183734	J3
	WG594414	SAMP	1,1,2-Trichlorotrifluoroethane	R2183734	J3
L576141-03	WG594414	SAMP	Trichlorofluoromethane	R2183734	J3
	WG594414	SAMP	Vinyl chloride	R2183734	J3
	WG593974	SAMP	Beryllium	R2186713	J
	WG593943	SAMP	Copper, Dissolved	R2181473	J
	WG593974	SAMP	Selenium	R2186713	J
L576141-04	WG593974	SAMP	Silver	R2186713	J
	WG593974	SAMP	Thallium	R2186713	J
	WG594518	SAMP	2-Hexanone	R2184593	J4
	WG594644	SAMP	Methylene Chloride	R2185553	J

Attachment B
Explanation of QC Qualifier Codes

Qualifier	Meaning
J	(EPA) - Estimated value below the lowest calibration point. Confidence correlates with concentration.
J3	The associated batch QC was outside the established quality control range for precision.
J4	The associated batch QC was outside the established quality control range for accuracy.

Qualifier Report Information

ESC utilizes sample and result qualifiers as set forth by the EPA Contract Laboratory Program and as required by most certifying bodies including NELAC. In addition to the EPA qualifiers adopted by ESC, we have implemented ESC qualifiers to provide more information pertaining to our analytical results. Each qualifier is designated in the qualifier explanation as either EPA or ESC. Data qualifiers are intended to provide the ESC client with more detailed information concerning the potential bias of reported data. Because of the wide range of constituents and variety of matrices incorporated by most EPA methods, it is common for some compounds to fall outside of established ranges. These exceptions are evaluated and all reported data is valid and useable "unless qualified as 'R' (Rejected)."

Definitions

Accuracy - The relationship of the observed value of a known sample to the true value of a known sample. Represented by percent recovery and relevant to samples such as: control samples, matrix spike recoveries, surrogate recoveries, etc.

Precision - The agreement between a set of samples or between duplicate samples. Relates to how close together the results are and is represented by Relative Percent Difference.

Surrogate - Organic compounds that are similar in chemical composition, extraction, and chromatography to analytes of interest. The surrogates are used to determine the probable response of the group of analytes that are chemically related to the surrogate compound. Surrogates are added to the sample and carried through all stages of preparation and analyses.

TIC - Tentatively Identified Compound: Compounds detected in samples that are not target compounds, internal standards, system monitoring compounds, or surrogates.

Summary of Remarks For Samples Printed
05/29/12 at 10:14:40

TSR Signing Reports: 358
R5 - Desired TAT

Log ALL metals in GW by 6020. Log ALL VOCs in GW by V8260LL.

Sample: L576141-01 Account: SLRWLOR Received: 05/18/12 09:00 Due Date: 05/25/12 00:00 RPT Date: 05/29/12 07:43
V8260LL has AP9 compounds and LL compounds.

Sample: L576141-02 Account: SLRWLOR Received: 05/18/12 09:00 Due Date: 05/25/12 00:00 RPT Date: 05/29/12 07:43
V8260LL has AP9 compounds and LL compounds.

Sample: L576141-03 Account: SLRWLOR Received: 05/18/12 09:00 Due Date: 05/25/12 00:00 RPT Date: 05/29/12 07:43
Log ALL metals in GW by 6020.

Sample: L576141-04 Account: SLRWLOR Received: 05/18/12 09:00 Due Date: 05/25/12 00:00 RPT Date: 05/29/12 07:43
V8260LL has AP9 compounds and LL compounds.



12065 Lebanon Rd.
 Mt. Juliet, TN 37122
 (615) 758-5858
 1-800-767-5859
 Fax (615) 758-5859

Tax I.D. 62-0814289

Est. 1970

SLR International Corp. - West Linn, OR
 Chris Kramer
 1800 Blankenship Road, Suite 440

Quality Assurance Report
 Level II

West Linn, OR 97068

May 29, 2012

L576141

Analyte	Result	Laboratory Blank		Limit	Batch	Date Analyzed
		Units	% Rec			
Antimony, Dissolved	< .001	mg/l			WG593943	05/23/12 09:57
Arsenic, Dissolved	< .001	mg/l			WG593943	05/23/12 09:57
Cadmium, Dissolved	< .0005	mg/l			WG593943	05/23/12 09:57
Chromium, Dissolved	< .002	mg/l			WG593943	05/23/12 09:57
Copper, Dissolved	< .002	mg/l			WG593943	05/23/12 09:57
Lead, Dissolved	< .001	mg/l			WG593943	05/23/12 09:57
Nickel, Dissolved	< .001	mg/l			WG593943	05/23/12 09:57
Selenium, Dissolved	< .001	mg/l			WG593943	05/23/12 09:57
Silver, Dissolved	< .001	mg/l			WG593943	05/23/12 09:57
Thallium, Dissolved	< .001	mg/l			WG593943	05/23/12 09:57
Zinc, Dissolved	< .01	mg/l			WG593943	05/23/12 09:57
Mercury	< .0002	mg/l			WG593807	05/23/12 13:53
Mercury, Dissolved	< .0002	mg/l			WG593809	05/23/12 12:25
1,1,1-Trichloroethane	< .001	mg/l			WG594414	05/23/12 22:19
1,1,2,2-Tetrachloroethane	< .001	mg/l			WG594414	05/23/12 22:19
1,1,2-Trichloroethane	< .001	mg/l			WG594414	05/23/12 22:19
1,1,2-Trichlorotrifluoroethane	< .001	mg/l			WG594414	05/23/12 22:19
1,1-Dichloroethane	< .001	mg/l			WG594414	05/23/12 22:19
1,1-Dichloroethene	< .001	mg/l			WG594414	05/23/12 22:19
1,2,3-Trichlorobenzene	< .001	mg/l			WG594414	05/23/12 22:19
1,2,4-Trichlorobenzene	< .001	mg/l			WG594414	05/23/12 22:19
1,2-Dibromo-3-Chloropropane	< .005	mg/l			WG594414	05/23/12 22:19
1,2-Dibromoethane	< .001	mg/l			WG594414	05/23/12 22:19
1,2-Dichlorobenzene	< .001	mg/l			WG594414	05/23/12 22:19
1,2-Dichloroethane	< .001	mg/l			WG594414	05/23/12 22:19
1,2-Dichloropropane	< .001	mg/l			WG594414	05/23/12 22:19
1,3-Dichlorobenzene	< .001	mg/l			WG594414	05/23/12 22:19
1,4-Dichlorobenzene	< .001	mg/l			WG594414	05/23/12 22:19
2-Butanone (MEK)	< .01	mg/l			WG594414	05/23/12 22:19
2-Hexanone	< .01	mg/l			WG594414	05/23/12 22:19
4-Methyl-2-pentanone (MIBK)	< .01	mg/l			WG594414	05/23/12 22:19
Acetone	< .05	mg/l			WG594414	05/23/12 22:19
Benzene	< .001	mg/l			WG594414	05/23/12 22:19
Bromochloromethane	< .001	mg/l			WG594414	05/23/12 22:19
Bromodichloromethane	< .001	mg/l			WG594414	05/23/12 22:19
Bromoform	< .001	mg/l			WG594414	05/23/12 22:19
Bromomethane	< .005	mg/l			WG594414	05/23/12 22:19
Carbon disulfide	< .001	mg/l			WG594414	05/23/12 22:19
Carbon tetrachloride	< .001	mg/l			WG594414	05/23/12 22:19
Chlorobenzene	< .001	mg/l			WG594414	05/23/12 22:19
Chlorodibromomethane	< .001	mg/l			WG594414	05/23/12 22:19
Chloroethane	< .005	mg/l			WG594414	05/23/12 22:19
Chloroform	< .005	mg/l			WG594414	05/23/12 22:19
Chloromethane	< .0025	mg/l			WG594414	05/23/12 22:19
cis-1,2-Dichloroethene	< .001	mg/l			WG594414	05/23/12 22:19
cis-1,3-Dichloropropene	< .001	mg/l			WG594414	05/23/12 22:19
Dichlorodifluoromethane	< .005	mg/l			WG594414	05/23/12 22:19
Ethylbenzene	< .001	mg/l			WG594414	05/23/12 22:19
Isopropylbenzene	< .001	mg/l			WG594414	05/23/12 22:19
Methyl tert-butyl ether	< .001	mg/l			WG594414	05/23/12 22:19
Methylene Chloride	< .005	mg/l			WG594414	05/23/12 22:19
n-Propylbenzene	< .001	mg/l			WG594414	05/23/12 22:19
Styrene	< .001	mg/l			WG594414	05/23/12 22:19

* Performance of this Analyte is outside of established criteria.
 For additional information, please see Attachment A 'List of Analytes with QC Qualifiers.'



12065 Lebanon Rd.
 Mt. Juliet, TN 37122
 (615) 758-5858
 1-800-767-5859
 Fax (615) 758-5859

Tax I.D. 62-0814289

Est. 1970

SLR International Corp. - West Linn, OR
 Chris Kramer
 1800 Blankenship Road, Suite 440

Quality Assurance Report
 Level II

West Linn, OR 97068

May 29, 2012

L576141

Analyte	Result	Laboratory Blank		Limit	Batch	Date Analyzed
		Units	% Rec			
Tetrachloroethene	< .001	mg/l			WG594414	05/23/12 22:19
Toluene	< .005	mg/l			WG594414	05/23/12 22:19
trans-1,2-Dichloroethene	< .001	mg/l			WG594414	05/23/12 22:19
Trichloroethene	< .001	mg/l			WG594414	05/23/12 22:19
Trichlorofluoromethane	< .005	mg/l			WG594414	05/23/12 22:19
Vinyl chloride	< .001	mg/l			WG594414	05/23/12 22:19
Xylenes, Total	< .003	mg/l			WG594414	05/23/12 22:19
4-Bromofluorobenzene		% Rec.	101.2	82-120	WG594414	05/23/12 22:19
Dibromofluoromethane		% Rec.	106.4	82-126	WG594414	05/23/12 22:19
Toluene-d8		% Rec.	107.2	92-112	WG594414	05/23/12 22:19
Beryllium,Dissolved	< .001	mg/l			WG594285	05/24/12 15:52
1,1,1-Trichloroethane	< .001	mg/l			WG594518	05/24/12 19:09
1,1,2,2-Tetrachloroethane	< .001	mg/l			WG594518	05/24/12 19:09
1,1,2-Trichloroethane	< .001	mg/l			WG594518	05/24/12 19:09
1,1,2-Trichlorotrifluoroethane	< .001	mg/l			WG594518	05/24/12 19:09
1,1-Dichloroethane	< .001	mg/l			WG594518	05/24/12 19:09
1,2,3-Trichlorobenzene	< .001	mg/l			WG594518	05/24/12 19:09
1,2,4-Trichlorobenzene	< .001	mg/l			WG594518	05/24/12 19:09
1,2-Dibromoethane	< .001	mg/l			WG594518	05/24/12 19:09
1,2-Dichlorobenzene	< .001	mg/l			WG594518	05/24/12 19:09
1,2-Dichloroethane	< .001	mg/l			WG594518	05/24/12 19:09
1,3-Dichlorobenzene	< .001	mg/l			WG594518	05/24/12 19:09
1,4-Dichlorobenzene	< .001	mg/l			WG594518	05/24/12 19:09
2-Butanone (MEK)	< .01	mg/l			WG594518	05/24/12 19:09
2-Hexanone	< .01	mg/l			WG594518	05/24/12 19:09
4-Methyl-2-pentanone (MIBK)	< .01	mg/l			WG594518	05/24/12 19:09
Acetone	< .05	mg/l			WG594518	05/24/12 19:09
Benzene	< .001	mg/l			WG594518	05/24/12 19:09
Bromochloromethane	< .001	mg/l			WG594518	05/24/12 19:09
Bromodichloromethane	< .001	mg/l			WG594518	05/24/12 19:09
Bromoform	< .001	mg/l			WG594518	05/24/12 19:09
Carbon disulfide	< .001	mg/l			WG594518	05/24/12 19:09
Carbon tetrachloride	< .001	mg/l			WG594518	05/24/12 19:09
Chlorobenzene	< .001	mg/l			WG594518	05/24/12 19:09
Chlorodibromomethane	< .001	mg/l			WG594518	05/24/12 19:09
Chloroethane	< .005	mg/l			WG594518	05/24/12 19:09
Chloroform	< .005	mg/l			WG594518	05/24/12 19:09
Chloromethane	< .0025	mg/l			WG594518	05/24/12 19:09
cis-1,2-Dichloroethene	< .001	mg/l			WG594518	05/24/12 19:09
cis-1,3-Dichloropropene	< .001	mg/l			WG594518	05/24/12 19:09
Cyclohexane	< .001	mg/l			WG594518	05/24/12 19:09
Dichlorodifluoromethane	< .005	mg/l			WG594518	05/24/12 19:09
Ethylbenzene	< .001	mg/l			WG594518	05/24/12 19:09
Isopropylbenzene	< .001	mg/l			WG594518	05/24/12 19:09
Methyl Acetate	< .02	mg/l			WG594518	05/24/12 19:09
Methyl Cyclohexane	< .001	mg/l			WG594518	05/24/12 19:09
Methyl tert-butyl ether	< .001	mg/l			WG594518	05/24/12 19:09
n-Propylbenzene	< .001	mg/l			WG594518	05/24/12 19:09
Styrene	< .001	mg/l			WG594518	05/24/12 19:09
Tetrachloroethene	< .001	mg/l			WG594518	05/24/12 19:09
Toluene	< .005	mg/l			WG594518	05/24/12 19:09
trans-1,2-Dichloroethene	< .001	mg/l			WG594518	05/24/12 19:09
trans-1,3-Dichloropropene	< .001	mg/l			WG594518	05/24/12 19:09
Trichloroethene	< .001	mg/l			WG594518	05/24/12 19:09
Trichlorofluoromethane	< .005	mg/l			WG594518	05/24/12 19:09

* Performance of this Analyte is outside of established criteria.
 For additional information, please see Attachment A 'List of Analytes with QC Qualifiers.'



12065 Lebanon Rd.
 Mt. Juliet, TN 37122
 (615) 758-5858
 1-800-767-5859
 Fax (615) 758-5859

Tax I.D. 62-0814289

Est. 1970

SLR International Corp. - West Linn, OR
 Chris Kramer
 1800 Blankenship Road, Suite 440

Quality Assurance Report
 Level II

West Linn, OR 97068

May 29, 2012

L576141

Analyte	Result	Laboratory Blank		Limit	Batch	Date Analyzed
		Units	% Rec			
Vinyl chloride	< .001	mg/l			WG594518	05/24/12 19:09
Xylenes, Total	< .003	mg/l			WG594518	05/24/12 19:09
4-Bromofluorobenzene		% Rec.	108.4	82-120	WG594518	05/24/12 19:09
Dibromofluoromethane		% Rec.	112.6	82-126	WG594518	05/24/12 19:09
Toluene-d8		% Rec.	106.7	92-112	WG594518	05/24/12 19:09
1,1-Dichloroethene	< .001	mg/l			WG594644	05/25/12 12:21
1,2-Dibromo-3-Chloropropane	< .005	mg/l			WG594644	05/25/12 12:21
1,2-Dichloropropane	< .001	mg/l			WG594644	05/25/12 12:21
Bromomethane	< .005	mg/l			WG594644	05/25/12 12:21
Methylene Chloride	< .005	mg/l			WG594644	05/25/12 12:21
4-Bromofluorobenzene		% Rec.	103.2	82-120	WG594644	05/25/12 12:21
Dibromofluoromethane		% Rec.	100.4	82-126	WG594644	05/25/12 12:21
Toluene-d8		% Rec.	102.2	92-112	WG594644	05/25/12 12:21
Antimony	< .001	mg/l			WG593974	05/25/12 14:40
Arsenic	< .001	mg/l			WG593974	05/25/12 14:40
Beryllium	< .001	mg/l			WG593974	05/25/12 14:40
Cadmium	< .0005	mg/l			WG593974	05/25/12 14:40
Chromium	< .002	mg/l			WG593974	05/25/12 14:40
Copper	< .002	mg/l			WG593974	05/25/12 14:40
Lead	< .001	mg/l			WG593974	05/25/12 14:40
Nickel	< .001	mg/l			WG593974	05/25/12 14:40
Selenium	< .001	mg/l			WG593974	05/25/12 14:40
Silver	< .001	mg/l			WG593974	05/25/12 14:40
Thallium	< .001	mg/l			WG593974	05/25/12 14:40
Zinc	< .01	mg/l			WG593974	05/25/12 14:40

Analyte	Units	Duplicate		RPD	Limit	Ref Samp	Batch
		Result	Duplicate				
Antimony, Dissolved	mg/l	0	0	0	20	L576212-07	WG593943
Arsenic, Dissolved	mg/l	0.00340	0.00500	39.2*	20	L576212-07	WG593943
Cadmium, Dissolved	mg/l	0	0	0	20	L576212-07	WG593943
Chromium, Dissolved	mg/l	0	0.00294	NA	20	L576212-07	WG593943
Copper, Dissolved	mg/l	0	0.00144	NA	20	L576212-07	WG593943
Lead, Dissolved	mg/l	0	0	0	20	L576212-07	WG593943
Nickel, Dissolved	mg/l	0.0370	0.0358	2.21	20	L576212-07	WG593943
Selenium, Dissolved	mg/l	0.0180	0.0240	28.6*	20	L576212-07	WG593943
Silver, Dissolved	mg/l	0	0	0	20	L576212-07	WG593943
Thallium, Dissolved	mg/l	0	0	0	20	L576212-07	WG593943
Zinc, Dissolved	mg/l	0	0.00611	NA	20	L576212-07	WG593943
Mercury, Dissolved	mg/l	0	0	0	20	L576055-01	WG593809
Mercury	mg/l	0	0	0	20	L576098-11	WG593807
Beryllium, Dissolved	mg/l	0	0	0	20	L576538-04	WG594285
Antimony	mg/l	0	0	0	20	L576125-08	WG593974
Arsenic	mg/l	0.000810	0.000840	3.64	20	L576125-08	WG593974
Beryllium	mg/l	0	0	0	20	L576125-08	WG593974
Cadmium	mg/l	0	0	0	20	L576125-08	WG593974

* Performance of this Analyte is outside of established criteria.
 For additional information, please see Attachment A 'List of Analytes with QC Qualifiers.'



YOUR LAB OF CHOICE

SLR International Corp. - West Linn, OR
 Chris Kramer
 1800 Blankenship Road, Suite 440
 West Linn, OR 97068

Quality Assurance Report
 Level II

L576141

12065 Lebanon Rd.
 Mt. Juliet, TN 37122
 (615) 758-5858
 1-800-767-5859
 Fax (615) 758-5859

Tax I.D. 62-0814289

Est. 1970

May 29, 2012

Analyte	Units	Result	Duplicate		RPD	Limit	Ref Samp	Batch
			Duplicate					
Chromium	mg/l	0	0.000730		NA	20	L576125-08	WG593974
Copper	mg/l	0	0		0	20	L576125-08	WG593974
Lead	mg/l	0	0		0	20	L576125-08	WG593974
Nickel	mg/l	0	0		0	20	L576125-08	WG593974
Selenium	mg/l	0	0.000340		NA	20	L576125-08	WG593974
Silver	mg/l	0	0		0	20	L576125-08	WG593974
Thallium	mg/l	0	0		0	20	L576125-08	WG593974
Zinc	mg/l	0	0.00278		NA	20	L576125-08	WG593974

Analyte	Units	Laboratory Control Sample		% Rec	Limit	Batch
		Known Val	Result			
Antimony, Dissolved	mg/l	.0567	0.0541	95.4	85-115	WG593943
Arsenic, Dissolved	mg/l	.0567	0.0524	92.4	85-115	WG593943
Cadmium, Dissolved	mg/l	.0567	0.0523	92.2	85-115	WG593943
Chromium, Dissolved	mg/l	.0567	0.0539	95.1	85-115	WG593943
Copper, Dissolved	mg/l	.0567	0.0532	93.8	85-115	WG593943
Lead, Dissolved	mg/l	.0567	0.0556	98.1	85-115	WG593943
Nickel, Dissolved	mg/l	.0567	0.0526	92.8	85-115	WG593943
Selenium, Dissolved	mg/l	.0567	0.0507	89.4	85-115	WG593943
Silver, Dissolved	mg/l	.0567	0.0506	89.2	85-115	WG593943
Thallium, Dissolved	mg/l	.0567	0.0532	93.8	85-115	WG593943
Zinc, Dissolved	mg/l	.0567	0.0552	97.4	85-115	WG593943
Mercury	mg/l	.003	0.00296	98.7	85-115	WG593807
Mercury, Dissolved	mg/l	.003	0.00322	107.	85-115	WG593809
1,1,1-Trichloroethane	mg/l	.025	0.0235	94.0	71-126	WG594414
1,1,2,2-Tetrachloroethane	mg/l	.025	0.0240	95.9	78-130	WG594414
1,1,2-Trichloroethane	mg/l	.025	0.0246	98.5	81-121	WG594414
1,1,2-Trichlorotrifluoroethane	mg/l	.025	0.0235	93.8	53-143	WG594414
1,1-Dichloroethane	mg/l	.025	0.0242	96.7	73-123	WG594414
1,1-Dichloroethene	mg/l	.025	0.0230	91.9	54-134	WG594414
1,2,3-Trichlorobenzene	mg/l	.025	0.0240	96.1	77-130	WG594414
1,2,4-Trichlorobenzene	mg/l	.025	0.0244	97.7	76-127	WG594414
1,2-Dibromo-3-Chloropropane	mg/l	.025	0.0261	105.	55-142	WG594414
1,2-Dibromoethane	mg/l	.025	0.0240	95.9	78-124	WG594414
1,2-Dichlorobenzene	mg/l	.025	0.0234	93.5	82-121	WG594414
1,2-Dichloroethane	mg/l	.025	0.0255	102.	69-128	WG594414
1,2-Dichloropropane	mg/l	.025	0.0242	96.9	77-121	WG594414
1,3-Dichlorobenzene	mg/l	.025	0.0233	93.3	77-127	WG594414
1,4-Dichlorobenzene	mg/l	.025	0.0226	90.3	79-117	WG594414
2-Butanone (MEK)	mg/l	.125	0.172	138.	58-144	WG594414
2-Hexanone	mg/l	.125	0.129	103.	62-144	WG594414
4-Methyl-2-pentanone (MIBK)	mg/l	.125	0.130	104.	58-147	WG594414
Acetone	mg/l	.125	0.183	146.	49-153	WG594414
Benzene	mg/l	.025	0.0244	97.4	72-119	WG594414
Bromochloromethane	mg/l	.025	0.0263	105.	79-124	WG594414
Bromodichloromethane	mg/l	.025	0.0239	95.7	75-127	WG594414
Bromoform	mg/l	.025	0.0246	98.6	61-136	WG594414
Bromomethane	mg/l	.025	0.0239	95.5	42-172	WG594414
Carbon disulfide	mg/l	.025	0.0301	120.	19-150	WG594414
Carbon tetrachloride	mg/l	.025	0.0233	93.0	63-129	WG594414
Chlorobenzene	mg/l	.025	0.0236	94.4	78-123	WG594414
Chlorodibromomethane	mg/l	.025	0.0239	95.8	73-128	WG594414

* Performance of this Analyte is outside of established criteria.
 For additional information, please see Attachment A 'List of Analytes with QC Qualifiers.'



YOUR LAB OF CHOICE

SLR International Corp. - West Linn, OR
 Chris Kramer
 1800 Blankenship Road, Suite 440
 West Linn, OR 97068

Quality Assurance Report
 Level II

L576141

12065 Lebanon Rd.
 Mt. Juliet, TN 37122
 (615) 758-5858
 1-800-767-5859
 Fax (615) 758-5859

Tax I.D. 62-0814289

Est. 1970

May 29, 2012

Analyte	Units	Laboratory Control Sample		% Rec	Limit	Batch
		Known Val	Result			
Chloroethane	mg/l	.025	0.0229	91.7	52-164	WG594414
Chloroform	mg/l	.025	0.0251	101.	76-122	WG594414
Chloromethane	mg/l	.025	0.0239	95.5	50-141	WG594414
cis-1,2-Dichloroethene	mg/l	.025	0.0244	97.7	75-121	WG594414
cis-1,3-Dichloropropene	mg/l	.025	0.0240	96.1	74-124	WG594414
Dichlorodifluoromethane	mg/l	.025	0.0246	98.3	33-173	WG594414
Ethylbenzene	mg/l	.025	0.0233	93.1	77-124	WG594414
Isopropylbenzene	mg/l	.025	0.0250	99.9	74-126	WG594414
Methyl tert-butyl ether	mg/l	.025	0.0270	108.	67-127	WG594414
Methylene Chloride	mg/l	.025	0.0264	106.	67-122	WG594414
n-Propylbenzene	mg/l	.025	0.0227	90.8	77-125	WG594414
Styrene	mg/l	.025	0.0230	91.9	69-145	WG594414
Tetrachloroethene	mg/l	.025	0.0212	85.0	69-131	WG594414
Toluene	mg/l	.025	0.0232	92.7	75-114	WG594414
trans-1,2-Dichloroethene	mg/l	.025	0.0234	93.7	63-127	WG594414
Trichloroethene	mg/l	.025	0.0230	91.9	69-131	WG594414
Trichlorofluoromethane	mg/l	.025	0.0224	89.6	53-161	WG594414
Vinyl chloride	mg/l	.025	0.0227	91.0	55-142	WG594414
Xylenes, Total	mg/l	.075	0.0691	92.2	77-123	WG594414
4-Bromofluorobenzene				102.7	82-120	WG594414
Dibromofluoromethane				109.5	82-126	WG594414
Toluene-d8				107.4	92-112	WG594414
Beryllium,Dissolved	mg/l	.0567	0.0532	93.8	85-115	WG594285
1,1,1-Trichloroethane	mg/l	.025	0.0270	108.	71-126	WG594518
1,1,2,2-Tetrachloroethane	mg/l	.025	0.0310	124.	78-130	WG594518
1,1,2-Trichloroethane	mg/l	.025	0.0285	114.	81-121	WG594518
1,1,2-Trichlorotrifluoroethane	mg/l	.025	0.0263	105.	53-143	WG594518
1,1-Dichloroethane	mg/l	.025	0.0276	110.	73-123	WG594518
1,2,3-Trichlorobenzene	mg/l	.025	0.0290	116.	77-130	WG594518
1,2,4-Trichlorobenzene	mg/l	.025	0.0295	118.	76-127	WG594518
1,2-Dibromoethane	mg/l	.025	0.0286	115.	78-124	WG594518
1,2-Dichlorobenzene	mg/l	.025	0.0290	116.	82-121	WG594518
1,2-Dichloroethane	mg/l	.025	0.0274	110.	69-128	WG594518
1,3-Dichlorobenzene	mg/l	.025	0.0284	114.	77-127	WG594518
1,4-Dichlorobenzene	mg/l	.025	0.0283	113.	79-117	WG594518
2-Butanone (MEK)	mg/l	.125	0.176	141.	58-144	WG594518
2-Hexanone	mg/l	.125	0.186	149.*	62-144	WG594518
4-Methyl-2-pentanone (MIBK)	mg/l	.125	0.149	120.	58-147	WG594518
Acetone	mg/l	.125	0.178	142.	49-153	WG594518
Benzene	mg/l	.025	0.0275	110.	72-119	WG594518
Bromochloromethane	mg/l	.025	0.0256	102.	79-124	WG594518
Bromodichloromethane	mg/l	.025	0.0242	96.9	75-127	WG594518
Bromoform	mg/l	.025	0.0295	118.	61-136	WG594518
Carbon disulfide	mg/l	.025	0.0242	96.9	19-150	WG594518
Carbon tetrachloride	mg/l	.025	0.0266	106.	63-129	WG594518
Chlorobenzene	mg/l	.025	0.0275	110.	78-123	WG594518
Chlorodibromomethane	mg/l	.025	0.0281	112.	73-128	WG594518
Chloroethane	mg/l	.025	0.0212	84.8	52-164	WG594518
Chloroform	mg/l	.025	0.0269	108.	76-122	WG594518
Chloromethane	mg/l	.025	0.0231	92.2	50-141	WG594518
cis-1,2-Dichloroethene	mg/l	.025	0.0264	105.	75-121	WG594518
cis-1,3-Dichloropropene	mg/l	.025	0.0265	106.	74-124	WG594518
Dichlorodifluoromethane	mg/l	.025	0.0218	87.1	33-173	WG594518
Ethylbenzene	mg/l	.025	0.0269	107.	77-124	WG594518
Isopropylbenzene	mg/l	.025	0.0290	116.	74-126	WG594518

* Performance of this Analyte is outside of established criteria.

For additional information, please see Attachment A 'List of Analytes with QC Qualifiers.'



YOUR LAB OF CHOICE

SLR International Corp. - West Linn, OR
 Chris Kramer
 1800 Blankenship Road, Suite 440
 West Linn, OR 97068

Quality Assurance Report
 Level II

L576141

12065 Lebanon Rd.
 Mt. Juliet, TN 37122
 (615) 758-5858
 1-800-767-5859
 Fax (615) 758-5859

Tax I.D. 62-0814289

Est. 1970

May 29, 2012

Analyte	Units	Laboratory Control Sample		% Rec	Limit	Batch
		Known Val	Result			
Methyl tert-butyl ether	mg/l	.025	0.0275	110.	67-127	WG594518
n-Propylbenzene	mg/l	.025	0.0282	113.	77-125	WG594518
Styrene	mg/l	.025	0.0286	114.	69-145	WG594518
Tetrachloroethene	mg/l	.025	0.0244	97.6	69-131	WG594518
Toluene	mg/l	.025	0.0241	96.3	75-114	WG594518
trans-1,2-Dichloroethene	mg/l	.025	0.0254	102.	63-127	WG594518
trans-1,3-Dichloropropene	mg/l	.025	0.0268	107.	69-124	WG594518
Trichloroethene	mg/l	.025	0.0236	94.3	69-131	WG594518
Trichlorofluoromethane	mg/l	.025	0.0239	95.7	53-161	WG594518
Vinyl chloride	mg/l	.025	0.0232	92.9	55-142	WG594518
Xylenes, Total	mg/l	.075	0.0805	107.	77-123	WG594518
4-Bromofluorobenzene				105.4	82-120	WG594518
Dibromofluoromethane				111.1	82-126	WG594518
Toluene-d8				104.7	92-112	WG594518
1,1-Dichloroethene	mg/l	.025	0.0243	97.2	54-134	WG594644
1,2-Dibromo-3-Chloropropane	mg/l	.025	0.0215	86.1	55-142	WG594644
1,2-Dichloropropane	mg/l	.025	0.0233	93.4	77-121	WG594644
Bromomethane	mg/l	.025	0.0243	97.1	42-172	WG594644
Methylene Chloride	mg/l	.025	0.0227	90.9	67-122	WG594644
4-Bromofluorobenzene				98.35	82-120	WG594644
Dibromofluoromethane				103.1	82-126	WG594644
Toluene-d8				102.6	92-112	WG594644
Antimony	mg/l	.0567	0.0579	102.	85-115	WG593974
Arsenic	mg/l	.0567	0.0587	104.	85-115	WG593974
Beryllium	mg/l	.0567	0.0567	100.	85-115	WG593974
Cadmium	mg/l	.0567	0.0578	102.	85-115	WG593974
Chromium	mg/l	.0567	0.0586	103.	85-115	WG593974
Copper	mg/l	.0567	0.0595	105.	85-115	WG593974
Lead	mg/l	.0567	0.0578	102.	85-115	WG593974
Nickel	mg/l	.0567	0.0594	105.	85-115	WG593974
Selenium	mg/l	.0567	0.0571	101.	85-115	WG593974
Silver	mg/l	.0567	0.0567	100.	85-115	WG593974
Thallium	mg/l	.0567	0.0563	99.3	85-115	WG593974
Zinc	mg/l	.0567	0.0651	115.	85-115	WG593974

Analyte	Units	Laboratory Control Sample Duplicate		%Rec	Limit	RPD	Limit	Batch
		Result	Ref					
1,1,1-Trichloroethane	mg/l	0.0282	0.0235	113.	71-126	18.3	20	WG594414
1,1,2,2-Tetrachloroethane	mg/l	0.0234	0.0240	94.0	78-130	2.44	20	WG594414
1,1,2-Trichloroethane	mg/l	0.0240	0.0246	96.0	81-121	2.52	20	WG594414
1,1,2-Trichlorotrifluoroethane	mg/l	0.0325	0.0235	130.	53-143	32.4*	20	WG594414
1,1-Dichloroethane	mg/l	0.0269	0.0242	108.	73-123	10.7	20	WG594414
1,1-Dichloroethene	mg/l	0.0281	0.0230	112.	54-134	20.2*	20	WG594414
1,2,3-Trichlorobenzene	mg/l	0.0250	0.0240	100.	77-130	4.16	20	WG594414
1,2,4-Trichlorobenzene	mg/l	0.0267	0.0244	107.	76-127	9.06	20	WG594414
1,2-Dibromo-3-Chloropropane	mg/l	0.0238	0.0261	95.0	55-142	9.55	20	WG594414
1,2-Dibromoethane	mg/l	0.0228	0.0240	91.0	78-124	5.05	20	WG594414
1,2-Dichlorobenzene	mg/l	0.0244	0.0234	98.0	82-121	4.41	20	WG594414
1,2-Dichloroethane	mg/l	0.0252	0.0255	101.	69-128	1.17	20	WG594414
1,2-Dichloropropane	mg/l	0.0244	0.0242	98.0	77-121	0.650	20	WG594414
1,3-Dichlorobenzene	mg/l	0.0246	0.0233	98.0	77-127	5.54	20	WG594414
1,4-Dichlorobenzene	mg/l	0.0241	0.0226	96.0	79-117	6.68	20	WG594414
2-Butanone (MEK)	mg/l	0.160	0.172	128.	58-144	7.48	20	WG594414
2-Hexanone	mg/l	0.122	0.129	97.0	62-144	5.65	20	WG594414

* Performance of this Analyte is outside of established criteria.
 For additional information, please see Attachment A 'List of Analytes with QC Qualifiers.'



12065 Lebanon Rd.
Mt. Juliet, TN 37122
(615) 758-5858
1-800-767-5859
Fax (615) 758-5859

YOUR LAB OF CHOICE

Tax I.D. 62-0814289

SLR International Corp. - West Linn, OR
Chris Kramer
1800 Blankenship Road, Suite 440
West Linn, OR 97068

Quality Assurance Report
Level II

Est. 1970

May 29, 2012

L576141

Analyte	Units	Laboratory Control		Sample Duplicate		Limit	RPD	Limit	Batch
		Result	Ref	%Rec					
4-Methyl-2-pentanone (MIBK)	mg/l	0.122	0.130	98.0		58-147	5.90	20	WG594414
Acetone	mg/l	0.179	0.183	143.		49-153	2.07	21	WG594414
Benzene	mg/l	0.0263	0.0244	105.		72-119	7.71	20	WG594414
Bromochloromethane	mg/l	0.0260	0.0263	104.		79-124	1.17	20	WG594414
Bromodichloromethane	mg/l	0.0250	0.0239	100.		75-127	4.37	20	WG594414
Bromoform	mg/l	0.0240	0.0246	96.0		61-136	2.72	20	WG594414
Bromomethane	mg/l	0.0271	0.0239	108.		42-172	12.6	20	WG594414
Carbon disulfide	mg/l	0.0361	0.0301	144.		19-150	18.2	20	WG594414
Carbon tetrachloride	mg/l	0.0286	0.0233	114.		63-129	20.7*	20	WG594414
Chlorobenzene	mg/l	0.0243	0.0236	97.0		78-123	3.10	20	WG594414
Chlorodibromomethane	mg/l	0.0236	0.0239	94.0		73-128	1.35	20	WG594414
Chloroethane	mg/l	0.0272	0.0229	109.		52-164	17.2	20	WG594414
Chloroform	mg/l	0.0269	0.0251	107.		76-122	6.63	20	WG594414
Chloromethane	mg/l	0.0272	0.0239	109.		50-141	13.2	20	WG594414
cis-1,2-Dichloroethene	mg/l	0.0265	0.0244	106.		75-121	8.20	20	WG594414
cis-1,3-Dichloropropene	mg/l	0.0245	0.0240	98.0		74-124	1.86	20	WG594414
Dichlorodifluoromethane	mg/l	0.0347	0.0246	139.		33-173	34.1*	20	WG594414
Ethylbenzene	mg/l	0.0263	0.0233	105.		77-124	12.2	20	WG594414
Isopropylbenzene	mg/l	0.0290	0.0250	116.		74-126	15.1	20	WG594414
Methyl tert-butyl ether	mg/l	0.0271	0.0270	108.		67-127	0.610	20	WG594414
Methylene Chloride	mg/l	0.0287	0.0264	115.		67-122	8.18	20	WG594414
n-Propylbenzene	mg/l	0.0266	0.0227	106.		77-125	15.7	20	WG594414
Styrene	mg/l	0.0241	0.0230	96.0		69-145	4.89	20	WG594414
Tetrachloroethene	mg/l	0.0252	0.0212	101.		69-131	17.0	20	WG594414
Toluene	mg/l	0.0257	0.0232	103.		75-114	10.2	20	WG594414
trans-1,2-Dichloroethene	mg/l	0.0265	0.0234	106.		63-127	12.5	20	WG594414
Trichloroethene	mg/l	0.0261	0.0230	104.		69-131	12.9	20	WG594414
Trichlorofluoromethane	mg/l	0.0288	0.0224	115.		53-161	25.0*	20	WG594414
Vinyl chloride	mg/l	0.0285	0.0227	114.		55-142	22.5*	20	WG594414
Xylenes, Total	mg/l	0.0766	0.0691	102.		77-123	10.2	20	WG594414
4-Bromofluorobenzene				99.15		82-120			WG594414
Dibromofluoromethane				108.5		82-126			WG594414
Toluene-d8				106.6		92-112			WG594414
1,1,1-Trichloroethane	mg/l	0.0267	0.0270	107.		71-126	0.990	20	WG594518
1,1,2,2-Tetrachloroethane	mg/l	0.0265	0.0310	106.		78-130	15.8	20	WG594518
1,1,2-Trichloroethane	mg/l	0.0258	0.0285	103.		81-121	9.79	20	WG594518
1,1,2-Trichlorotrifluoroethane	mg/l	0.0265	0.0263	106.		53-143	0.610	20	WG594518
1,1-Dichloroethane	mg/l	0.0269	0.0276	108.		73-123	2.41	20	WG594518
1,2,3-Trichlorobenzene	mg/l	0.0243	0.0290	97.0		77-130	17.7	20	WG594518
1,2,4-Trichlorobenzene	mg/l	0.0258	0.0295	103.		76-127	13.6	20	WG594518
1,2-Dibromoethane	mg/l	0.0267	0.0286	107.		78-124	6.91	20	WG594518
1,2-Dichlorobenzene	mg/l	0.0249	0.0290	100.		82-121	15.2	20	WG594518
1,2-Dichloroethane	mg/l	0.0268	0.0274	107.		69-128	2.29	20	WG594518
1,3-Dichlorobenzene	mg/l	0.0250	0.0284	100.		77-127	12.7	20	WG594518
1,4-Dichlorobenzene	mg/l	0.0249	0.0283	100.		79-117	12.5	20	WG594518
2-Butanone (MEK)	mg/l	0.168	0.176	135.		58-144	4.62	20	WG594518
2-Hexanone	mg/l	0.160	0.186	128.		62-144	15.4	20	WG594518
4-Methyl-2-pentanone (MIBK)	mg/l	0.135	0.149	108.		58-147	10.2	20	WG594518
Acetone	mg/l	0.179	0.178	143.		49-153	0.600	21	WG594518
Benzene	mg/l	0.0270	0.0275	108.		72-119	1.73	20	WG594518
Bromochloromethane	mg/l	0.0249	0.0256	100.		79-124	2.92	20	WG594518
Bromodichloromethane	mg/l	0.0236	0.0242	94.0		75-127	2.71	20	WG594518
Bromoform	mg/l	0.0249	0.0295	100.		61-136	16.7	20	WG594518
Carbon disulfide	mg/l	0.0232	0.0242	93.0		19-150	4.22	20	WG594518
Carbon tetrachloride	mg/l	0.0263	0.0266	105.		63-129	0.900	20	WG594518
Chlorobenzene	mg/l	0.0262	0.0275	105.		78-123	5.11	20	WG594518
Chlorodibromomethane	mg/l	0.0255	0.0281	102.		73-128	9.65	20	WG594518

* Performance of this Analyte is outside of established criteria.
For additional information, please see Attachment A 'List of Analytes with QC Qualifiers.'



12065 Lebanon Rd.
 Mt. Juliet, TN 37122
 (615) 758-5858
 1-800-767-5859
 Fax (615) 758-5859

Tax I.D. 62-0814289

Est. 1970

SLR International Corp. - West Linn, OR
 Chris Kramer
 1800 Blankenship Road, Suite 440

Quality Assurance Report
 Level II

West Linn, OR 97068

May 29, 2012

L576141

Analyte	Units	Laboratory Control		Sample Duplicate		Limit	RPD	Limit	Batch
		Result	Ref	%Rec					
Chloroethane	mg/l	0.0206	0.0212	82.0		52-164	2.98	20	WG594518
Chloroform	mg/l	0.0266	0.0269	106.		76-122	0.940	20	WG594518
Chloromethane	mg/l	0.0214	0.0231	86.0		50-141	7.25	20	WG594518
cis-1,2-Dichloroethene	mg/l	0.0256	0.0264	102.		75-121	2.82	20	WG594518
cis-1,3-Dichloropropene	mg/l	0.0252	0.0265	101.		74-124	5.07	20	WG594518
Dichlorodifluoromethane	mg/l	0.0190	0.0218	76.0		33-173	13.7	20	WG594518
Ethylbenzene	mg/l	0.0263	0.0269	105.		77-124	2.30	20	WG594518
Isopropylbenzene	mg/l	0.0275	0.0290	110.		74-126	5.02	20	WG594518
Methyl tert-butyl ether	mg/l	0.0270	0.0275	108.		67-127	1.75	20	WG594518
n-Propylbenzene	mg/l	0.0266	0.0282	106.		77-125	5.85	20	WG594518
Styrene	mg/l	0.0262	0.0286	105.		69-145	8.66	20	WG594518
Tetrachloroethene	mg/l	0.0243	0.0244	97.0		69-131	0.370	20	WG594518
Toluene	mg/l	0.0238	0.0241	95.0		75-114	1.13	20	WG594518
trans-1,2-Dichloroethene	mg/l	0.0251	0.0254	100.		63-127	1.11	20	WG594518
trans-1,3-Dichloropropene	mg/l	0.0252	0.0268	101.		69-124	6.15	20	WG594518
Trichloroethene	mg/l	0.0236	0.0236	94.0		69-131	0.230	20	WG594518
Trichlorofluoromethane	mg/l	0.0234	0.0239	94.0		53-161	2.09	20	WG594518
Vinyl chloride	mg/l	0.0217	0.0232	87.0		55-142	6.75	20	WG594518
Xylenes, Total	mg/l	0.0776	0.0805	103.		77-123	3.64	20	WG594518
4-Bromofluorobenzene				106.0		82-120			WG594518
Dibromofluoromethane				112.5		82-126			WG594518
Toluene-d8				104.7		92-112			WG594518
1,1-Dichloroethene	mg/l	0.0200	0.0243	80.0		54-134	19.6	20	WG594644
1,2-Dibromo-3-Chloropropane	mg/l	0.0220	0.0215	88.0		55-142	2.03	20	WG594644
1,2-Dichloropropane	mg/l	0.0236	0.0233	94.0		77-121	1.20	20	WG594644
Bromomethane	mg/l	0.0255	0.0243	102.		42-172	4.80	20	WG594644
Methylene Chloride	mg/l	0.0233	0.0227	93.0		67-122	2.36	20	WG594644
4-Bromofluorobenzene				100.0		82-120			WG594644
Dibromofluoromethane				104.4		82-126			WG594644
Toluene-d8				102.9		92-112			WG594644

Analyte	Units	Matrix Spike			% Rec	Limit	Ref Samp	Batch
		MS Res	Ref Res	TV				
Antimony, Dissolved	mg/l	0.0579	0	.0567	102.	75-125	L576212-07	WG593943
Arsenic, Dissolved	mg/l	0.0617	0.00500	.0567	100.	75-125	L576212-07	WG593943
Cadmium, Dissolved	mg/l	0.0553	0	.0567	97.5	75-125	L576212-07	WG593943
Chromium, Dissolved	mg/l	0.0555	0.00294	.0567	92.7	75-125	L576212-07	WG593943
Copper, Dissolved	mg/l	0.0488	0.00144	.0567	83.5	75-125	L576212-07	WG593943
Lead, Dissolved	mg/l	0.0510	0	.0567	89.9	75-125	L576212-07	WG593943
Nickel, Dissolved	mg/l	0.0854	0.0358	.0567	87.5	75-125	L576212-07	WG593943
Selenium, Dissolved	mg/l	0.0808	0.0240	.0567	100.	75-125	L576212-07	WG593943
Silver, Dissolved	mg/l	0.0501	0	.0567	88.4	75-125	L576212-07	WG593943
Thallium, Dissolved	mg/l	0.0523	0	.0567	92.2	75-125	L576212-07	WG593943
Zinc, Dissolved	mg/l	0.0581	0.00611	.0567	91.7	75-125	L576212-07	WG593943
Mercury, Dissolved	mg/l	0.00332	0	.003	111.	70-130	L576055-01	WG593809
Mercury	mg/l	0.00303	0	.003	101.	70-130	L576098-11	WG593807
Beryllium, Dissolved	mg/l	0.0569	0	.0567	100.	75-125	L576538-04	WG594285
1,1,1-Trichloroethane	mg/l	0.0440	0.0252	.025	75.2	58-137	L576704-18	WG594414

* Performance of this Analyte is outside of established criteria.
 For additional information, please see Attachment A 'List of Analytes with QC Qualifiers.'



12065 Lebanon Rd.
Mt. Juliet, TN 37122
(615) 758-5858
1-800-767-5859
Fax (615) 758-5859

Tax I.D. 62-0814289

Est. 1970

SLR International Corp. - West Linn, OR
Chris Kramer
1800 Blankenship Road, Suite 440

Quality Assurance Report
Level II

West Linn, OR 97068

May 29, 2012

L576141

Analyte	Units	MS Res	Matrix Spike		% Rec	Limit	Ref Samp	Batch
			Ref Res	TV				
1,1,2,2-Tetrachloroethane	mg/l	0.0314	0	.025	126.	64-149	L576704-18	WG594414
1,1,2-Trichloroethane	mg/l	0.0270	0	.025	108.	73-128	L576704-18	WG594414
1,1,2-Trichlorotrifluoroethane	mg/l	0.0283	0	.025	113.	36-159	L576704-18	WG594414
1,1-Dichloroethane	mg/l	0.0245	0.00198	.025	90.0	58-133	L576704-18	WG594414
1,1-Dichloroethene	mg/l	0.0266	0.00226	.025	97.3	32-152	L576704-18	WG594414
1,2,3-Trichlorobenzene	mg/l	0.0272	0	.025	109.	68-135	L576704-18	WG594414
1,2,4-Trichlorobenzene	mg/l	0.0270	0	.025	108.	67-133	L576704-18	WG594414
1,2-Dibromo-3-Chloropropane	mg/l	0.0304	0	.025	122.	55-148	L576704-18	WG594414
1,2-Dibromoethane	mg/l	0.0270	0	.025	108.	71-129	L576704-18	WG594414
1,2-Dichlorobenzene	mg/l	0.0265	0	.025	106.	75-125	L576704-18	WG594414
1,2-Dichloroethane	mg/l	0.0242	0	.025	97.0	59-135	L576704-18	WG594414
1,2-Dichloropropane	mg/l	0.0247	0	.025	99.0	68-126	L576704-18	WG594414
1,3-Dichlorobenzene	mg/l	0.0256	0	.025	102.	69-131	L576704-18	WG594414
1,4-Dichlorobenzene	mg/l	0.0261	0	.025	104.	70-123	L576704-18	WG594414
2-Butanone (MEK)	mg/l	0.107	0	.125	85.2	51-149	L576704-18	WG594414
2-Hexanone	mg/l	0.144	0	.125	115.	58-148	L576704-18	WG594414
4-Methyl-2-pentanone (MIBK)	mg/l	0.150	0	.125	120.	53-154	L576704-18	WG594414
Acetone	mg/l	0.0760	0.00523	.125	56.6	34-146	L576704-18	WG594414
Benzene	mg/l	0.0224	0	.025	89.6	51-134	L576704-18	WG594414
Bromochloromethane	mg/l	0.0243	0	.025	97.1	67-131	L576704-18	WG594414
Bromodichloromethane	mg/l	0.0247	0	.025	98.8	67-132	L576704-18	WG594414
Bromoform	mg/l	0.0296	0	.025	118.	59-137	L576704-18	WG594414
Bromomethane	mg/l	0.0184	0	.025	73.6	23-177	L576704-18	WG594414
Carbon disulfide	mg/l	0.0226	0.000555	.025	88.1	10-165	L576704-18	WG594414
Carbon tetrachloride	mg/l	0.0234	0	.025	93.6	49-140	L576704-18	WG594414
Chlorobenzene	mg/l	0.0261	0	.025	104.	69-126	L576704-18	WG594414
Chlorodibromomethane	mg/l	0.0273	0	.025	109.	68-130	L576704-18	WG594414
Chloroethane	mg/l	0.0227	0	.025	91.0	32-177	L576704-18	WG594414
Chloroform	mg/l	0.0240	0	.025	96.2	64-130	L576704-18	WG594414
Chloromethane	mg/l	0.0159	0	.025	63.7	27-155	L576704-18	WG594414
cis-1,2-Dichloroethene	mg/l	0.0243	0	.025	97.1	54-137	L576704-18	WG594414
cis-1,3-Dichloropropene	mg/l	0.0249	0	.025	99.4	63-127	L576704-18	WG594414
Dichlorodifluoromethane	mg/l	0.0167	0	.025	66.9	16-188	L576704-18	WG594414
Ethylbenzene	mg/l	0.0261	0	.025	104.	64-135	L576704-18	WG594414
Isopropylbenzene	mg/l	0.0277	0	.025	111.	62-134	L576704-18	WG594414
Methyl tert-butyl ether	mg/l	0.0251	0	.025	100.	55-136	L576704-18	WG594414
Methylene Chloride	mg/l	0.0229	0	.025	91.6	52-130	L576704-18	WG594414
n-Propylbenzene	mg/l	0.0267	0.000911	.025	103.	62-137	L576704-18	WG594414
Styrene	mg/l	0.0263	0	.025	105.	58-152	L576704-18	WG594414
Tetrachloroethene	mg/l	0.0262	0	.025	105.	56-139	L576704-18	WG594414
Toluene	mg/l	0.0238	0	.025	95.0	61-126	L576704-18	WG594414
trans-1,2-Dichloroethene	mg/l	0.0219	0	.025	87.6	45-137	L576704-18	WG594414
Trichloroethene	mg/l	0.0245	0	.025	98.1	40-155	L576704-18	WG594414
Trichlorofluoromethane	mg/l	0.0242	0	.025	96.6	35-177	L576704-18	WG594414
Vinyl chloride	mg/l	0.0197	0	.025	78.9	32-159	L576704-18	WG594414
Xylenes, Total	mg/l	0.0768	0	.075	102.	64-133	L576704-18	WG594414
1,1,1-Trichloroethane	mg/l	0.0271	0.000430	.025	107.	58-137	L576663-01	WG594518
1,1,2,2-Tetrachloroethane	mg/l	0.0248	0	.025	99.4	64-149	L576663-01	WG594518
1,1,2-Trichloroethane	mg/l	0.0242	0	.025	96.7	73-128	L576663-01	WG594518
1,1,2-Trichlorotrifluoroethane	mg/l	0.0262	0	.025	105.	36-159	L576663-01	WG594518
1,1-Dichloroethane	mg/l	0.0274	0	.025	109.	58-133	L576663-01	WG594518
1,2,3-Trichlorobenzene	mg/l	0.0234	0	.025	93.6	68-135	L576663-01	WG594518
1,2,4-Trichlorobenzene	mg/l	0.0245	0	.025	97.9	67-133	L576663-01	WG594518
1,2-Dibromoethane	mg/l	0.0254	0	.025	102.	71-129	L576663-01	WG594518
1,2-Dichlorobenzene	mg/l	0.0238	0	.025	95.1	75-125	L576663-01	WG594518
1,2-Dichloroethane	mg/l	0.0271	0	.025	108.	59-135	L576663-01	WG594518
1,3-Dichlorobenzene	mg/l	0.0234	0	.025	93.6	69-131	L576663-01	WG594518

* Performance of this Analyte is outside of established criteria.
For additional information, please see Attachment A 'List of Analytes with QC Qualifiers.'



YOUR LAB OF CHOICE

SLR International Corp. - West Linn, OR
 Chris Kramer
 1800 Blankenship Road, Suite 440
 West Linn, OR 97068

Quality Assurance Report
 Level II

L576141

12065 Lebanon Rd.
 Mt. Juliet, TN 37122
 (615) 758-5858
 1-800-767-5859
 Fax (615) 758-5859

Tax I.D. 62-0814289

Est. 1970

May 29, 2012

Analyte	Units	MS Res	Matrix Spike		% Rec	Limit	Ref Samp	Batch
			Ref Res	TV				
1,4-Dichlorobenzene	mg/l	0.0234	0	.025	93.5	70-123	L576663-01	WG594518
2-Butanone (MEK)	mg/l	0.120	0	.125	95.9	51-149	L576663-01	WG594518
2-Hexanone	mg/l	0.116	0	.125	92.7	58-148	L576663-01	WG594518
4-Methyl-2-pentanone (MIBK)	mg/l	0.123	0	.125	98.3	53-154	L576663-01	WG594518
Acetone	mg/l	0.0819	0	.125	65.5	34-146	L576663-01	WG594518
Benzene	mg/l	0.0265	0	.025	106.	51-134	L576663-01	WG594518
Bromochloromethane	mg/l	0.0253	0	.025	101.	67-131	L576663-01	WG594518
Bromodichloromethane	mg/l	0.0230	0	.025	91.8	67-132	L576663-01	WG594518
Bromoform	mg/l	0.0241	0	.025	96.3	59-137	L576663-01	WG594518
Carbon disulfide	mg/l	0.0228	0	.025	91.4	10-165	L576663-01	WG594518
Carbon tetrachloride	mg/l	0.0259	0	.025	104.	49-140	L576663-01	WG594518
Chlorobenzene	mg/l	0.0247	0	.025	98.8	69-126	L576663-01	WG594518
Chlorodibromomethane	mg/l	0.0242	0	.025	96.7	68-130	L576663-01	WG594518
Chloroethane	mg/l	0.0201	0	.025	80.5	32-177	L576663-01	WG594518
Chloroform	mg/l	0.0266	0	.025	106.	64-130	L576663-01	WG594518
Chloromethane	mg/l	0.0221	0	.025	88.5	27-155	L576663-01	WG594518
cis-1,2-Dichloroethene	mg/l	0.0259	0.000350	.025	102.	54-137	L576663-01	WG594518
cis-1,3-Dichloropropene	mg/l	0.0244	0	.025	97.5	63-127	L576663-01	WG594518
Dichlorodifluoromethane	mg/l	0.0228	0	.025	91.0	16-188	L576663-01	WG594518
Ethylbenzene	mg/l	0.0245	0	.025	97.8	64-135	L576663-01	WG594518
Isopropylbenzene	mg/l	0.0258	0	.025	103.	62-134	L576663-01	WG594518
Methyl tert-butyl ether	mg/l	0.0273	0	.025	109.	55-136	L576663-01	WG594518
n-Propylbenzene	mg/l	0.0250	0	.025	100.	62-137	L576663-01	WG594518
Styrene	mg/l	0.0242	0	.025	96.6	58-152	L576663-01	WG594518
Tetrachloroethene	mg/l	0.0241	0.00150	.025	90.5	56-139	L576663-01	WG594518
Toluene	mg/l	0.0226	0	.025	90.2	61-126	L576663-01	WG594518
trans-1,2-Dichloroethene	mg/l	0.0245	0	.025	98.0	45-137	L576663-01	WG594518
trans-1,3-Dichloropropene	mg/l	0.0240	0	.025	96.1	59-130	L576663-01	WG594518
Trichloroethene	mg/l	0.0257	0.00370	.025	88.1	40-155	L576663-01	WG594518
Trichlorofluoromethane	mg/l	0.0235	0	.025	94.0	35-177	L576663-01	WG594518
Vinyl chloride	mg/l	0.0224	0	.025	89.5	32-159	L576663-01	WG594518
Xylenes, Total	mg/l	0.0729	0	.075	97.2	64-133	L576663-01	WG594518
4-Bromofluorobenzene					103.9	82-120		WG594518
Dibromofluoromethane					116.8	82-126		WG594518
Toluene-d8					104.9	92-112		WG594518
1,1-Dichloroethene	mg/l	0.0238	0	.025	95.3	32-152	L577010-03	WG594644
1,2-Dibromo-3-Chloropropane	mg/l	0.0233	0	.025	93.3	55-148	L577010-03	WG594644
1,2-Dichloropropane	mg/l	0.0230	0	.025	92.1	68-126	L577010-03	WG594644
Bromomethane	mg/l	0.0239	0	.025	95.6	23-177	L577010-03	WG594644
Methylene Chloride	mg/l	0.0227	0	.025	90.6	52-130	L577010-03	WG594644
4-Bromofluorobenzene					102.4	82-120		WG594644
Dibromofluoromethane					102.7	82-126		WG594644
Toluene-d8					102.3	92-112		WG594644
Antimony	mg/l	0.0597	0	.0567	105.	75-125	L576125-08	WG593974
Arsenic	mg/l	0.0608	0.000840	.0567	106.	75-125	L576125-08	WG593974
Beryllium	mg/l	0.0571	0	.0567	101.	75-125	L576125-08	WG593974
Cadmium	mg/l	0.0597	0	.0567	105.	75-125	L576125-08	WG593974
Chromium	mg/l	0.0609	0.000730	.0567	106.	75-125	L576125-08	WG593974
Copper	mg/l	0.0598	0	.0567	105.	75-125	L576125-08	WG593974
Lead	mg/l	0.0578	0	.0567	102.	75-125	L576125-08	WG593974
Nickel	mg/l	0.0608	0	.0567	107.	75-125	L576125-08	WG593974
Selenium	mg/l	0.0584	0.000340	.0567	102.	75-125	L576125-08	WG593974
Silver	mg/l	0.0769	0	.0567	136.*	75-125	L576125-08	WG593974
Thallium	mg/l	0.0566	0	.0567	99.8	75-125	L576125-08	WG593974
Zinc	mg/l	0.0683	0.00278	.0567	116.	75-125	L576125-08	WG593974

* Performance of this Analyte is outside of established criteria.
 For additional information, please see Attachment A 'List of Analytes with QC Qualifiers.'



12065 Lebanon Rd.
Mt. Juliet, TN 37122
(615) 758-5858
1-800-767-5859
Fax (615) 758-5859

Tax I.D. 62-0814289

Est. 1970

SLR International Corp. - West Linn, OR
Chris Kramer
1800 Blankenship Road, Suite 440
West Linn, OR 97068

Quality Assurance Report
Level II

L576141

May 29, 2012

Analyte	Units	MSD	Matrix Spike Duplicate		Limit	RPD	Limit Ref	Samp	Batch
			Ref	%Rec					
Antimony,Dissolved	mg/l	0.0610	0.0579	108.	75-125	5.21	20	L576212-07	WG593943
Arsenic,Dissolved	mg/l	0.0585	0.0617	94.4	75-125	5.32	20	L576212-07	WG593943
Cadmium,Dissolved	mg/l	0.0575	0.0553	101.	75-125	3.90	20	L576212-07	WG593943
Chromium,Dissolved	mg/l	0.0558	0.0555	93.2	75-125	0.539	20	L576212-07	WG593943
Copper,Dissolved	mg/l	0.0512	0.0488	87.8	75-125	4.80	20	L576212-07	WG593943
Lead,Dissolved	mg/l	0.0527	0.0510	92.9	75-125	3.28	20	L576212-07	WG593943
Nickel,Dissolved	mg/l	0.0903	0.0854	96.1	75-125	5.58	20	L576212-07	WG593943
Selenium,Dissolved	mg/l	0.0672	0.0808	76.2	75-125	18.4	20	L576212-07	WG593943
Silver,Dissolved	mg/l	0.0525	0.0501	92.6	75-125	4.68	20	L576212-07	WG593943
Thallium,Dissolved	mg/l	0.0544	0.0523	95.9	75-125	3.94	20	L576212-07	WG593943
Zinc,Dissolved	mg/l	0.0605	0.0581	95.9	75-125	4.05	20	L576212-07	WG593943
Mercury,Dissolved	mg/l	0.00347	0.00332	116.	70-130	4.42	20	L576055-01	WG593809
Mercury	mg/l	0.00310	0.00303	103.	70-130	2.28	20	L576098-11	WG593807
Beryllium,Dissolved	mg/l	0.0538	0.0569	94.9	75-125	5.60	20	L576538-04	WG594285
1,1,1-Trichloroethane	mg/l	0.0449	0.0440	79.0	58-137	2.14	20	L576704-18	WG594414
1,1,2,2-Tetrachloroethane	mg/l	0.0332	0.0314	133.	64-149	5.43	20	L576704-18	WG594414
1,1,2-Trichloroethane	mg/l	0.0281	0.0270	112.	73-128	4.17	20	L576704-18	WG594414
1,1,2-Trichlorotrifluoroethane	mg/l	0.0270	0.0283	108.	36-159	4.46	21	L576704-18	WG594414
1,1-Dichloroethane	mg/l	0.0237	0.0245	86.8	58-133	3.30	20	L576704-18	WG594414
1,1-Dichloroethene	mg/l	0.0251	0.0266	91.4	32-152	5.67	20	L576704-18	WG594414
1,2,3-Trichlorobenzene	mg/l	0.0273	0.0272	109.	68-135	0.150	20	L576704-18	WG594414
1,2,4-Trichlorobenzene	mg/l	0.0271	0.0270	108.	67-133	0.660	20	L576704-18	WG594414
1,2-Dibromo-3-Chloropropane	mg/l	0.0324	0.0304	130.	55-148	6.35	22	L576704-18	WG594414
1,2-Dibromoethane	mg/l	0.0278	0.0270	111.	71-129	3.08	20	L576704-18	WG594414
1,2-Dichlorobenzene	mg/l	0.0272	0.0265	109.	75-125	2.43	20	L576704-18	WG594414
1,2-Dichloroethane	mg/l	0.0250	0.0242	99.8	59-135	2.90	20	L576704-18	WG594414
1,2-Dichloropropane	mg/l	0.0243	0.0247	97.3	68-126	1.77	20	L576704-18	WG594414
1,3-Dichlorobenzene	mg/l	0.0273	0.0256	109.	69-131	6.47	20	L576704-18	WG594414
1,4-Dichlorobenzene	mg/l	0.0264	0.0261	105.	70-123	0.880	20	L576704-18	WG594414
2-Butanone (MEK)	mg/l	0.119	0.107	95.1	51-149	11.0	22	L576704-18	WG594414
2-Hexanone	mg/l	0.161	0.144	129.	58-148	10.9	24	L576704-18	WG594414
4-Methyl-2-pentanone (MIBK)	mg/l	0.161	0.150	129.	53-154	7.25	21	L576704-18	WG594414
Acetone	mg/l	0.0843	0.0760	63.3	34-146	10.3	22	L576704-18	WG594414
Benzene	mg/l	0.0219	0.0224	87.5	51-134	2.38	20	L576704-18	WG594414
Bromochloromethane	mg/l	0.0235	0.0243	94.2	67-131	3.11	20	L576704-18	WG594414
Bromodichloromethane	mg/l	0.0251	0.0247	100.	67-132	1.75	20	L576704-18	WG594414
Bromoform	mg/l	0.0316	0.0296	126.	59-137	6.53	20	L576704-18	WG594414
Bromomethane	mg/l	0.0174	0.0184	69.6	23-177	5.55	21	L576704-18	WG594414
Carbon disulfide	mg/l	0.0217	0.0226	84.6	10-165	3.96	22	L576704-18	WG594414
Carbon tetrachloride	mg/l	0.0241	0.0234	96.5	49-140	3.03	20	L576704-18	WG594414
Chlorobenzene	mg/l	0.0266	0.0261	106.	69-126	1.86	20	L576704-18	WG594414
Chlorodibromomethane	mg/l	0.0289	0.0273	116.	68-130	5.89	20	L576704-18	WG594414
Chloroethane	mg/l	0.0222	0.0227	88.9	32-177	2.24	21	L576704-18	WG594414
Chloroform	mg/l	0.0237	0.0240	94.6	64-130	1.60	20	L576704-18	WG594414
Chloromethane	mg/l	0.0148	0.0159	59.1	27-155	7.57	20	L576704-18	WG594414
cis-1,2-Dichloroethene	mg/l	0.0237	0.0243	94.6	54-137	2.56	20	L576704-18	WG594414
cis-1,3-Dichloropropene	mg/l	0.0257	0.0249	103.	63-127	3.42	20	L576704-18	WG594414
Dichlorodifluoromethane	mg/l	0.0161	0.0167	64.5	16-188	3.72	22	L576704-18	WG594414
Ethylbenzene	mg/l	0.0266	0.0261	106.	64-135	1.85	20	L576704-18	WG594414
Isopropylbenzene	mg/l	0.0278	0.0277	111.	62-134	0.170	20	L576704-18	WG594414
Methyl tert-butyl ether	mg/l	0.0254	0.0251	102.	55-136	1.23	20	L576704-18	WG594414

* Performance of this Analyte is outside of established criteria.

For additional information, please see Attachment A 'List of Analytes with QC Qualifiers.'



YOUR LAB OF CHOICE

SLR International Corp. - West Linn, OR
Chris Kramer
1800 Blankenship Road, Suite 440
West Linn, OR 97068

Quality Assurance Report
Level II

L576141

12065 Lebanon Rd.
Mt. Juliet, TN 37122
(615) 758-5858
1-800-767-5859
Fax (615) 758-5859

Tax I.D. 62-0814289

Est. 1970

May 29, 2012

Analyte	Units	MSD	Matrix Spike Duplicate		Limit	RPD	Limit	Ref Samp	Batch
			Ref	%Rec					
Methylene Chloride	mg/l	0.0219	0.0229	87.5	52-130	4.60	20	L576704-18	WG594414
n-Propylbenzene	mg/l	0.0274	0.0267	106.	62-137	2.81	20	L576704-18	WG594414
Styrene	mg/l	0.0273	0.0263	109.	58-152	3.66	20	L576704-18	WG594414
Tetrachloroethene	mg/l	0.0260	0.0262	104.	56-139	0.830	20	L576704-18	WG594414
Toluene	mg/l	0.0240	0.0238	95.8	61-126	0.850	20	L576704-18	WG594414
trans-1,2-Dichloroethene	mg/l	0.0211	0.0219	84.4	45-137	3.82	20	L576704-18	WG594414
Trichloroethene	mg/l	0.0240	0.0245	96.1	40-155	1.99	20	L576704-18	WG594414
Trichlorofluoromethane	mg/l	0.0241	0.0242	96.3	35-177	0.350	23	L576704-18	WG594414
Vinyl chloride	mg/l	0.0185	0.0197	73.9	32-159	6.59	21	L576704-18	WG594414
Xylenes, Total	mg/l	0.0788	0.0768	105.	64-133	2.59	20	L576704-18	WG594414
1,1,1-Trichloroethane	mg/l	0.0266	0.0271	105.	58-137	1.86	20	L576663-01	WG594518
1,1,2,2-Tetrachloroethane	mg/l	0.0259	0.0248	104.	64-149	4.21	20	L576663-01	WG594518
1,1,2-Trichloroethane	mg/l	0.0256	0.0242	102.	73-128	5.65	20	L576663-01	WG594518
1,1,2-Trichlorotrifluoroethane	mg/l	0.0254	0.0262	102.	36-159	2.78	21	L576663-01	WG594518
1,1-Dichloroethane	mg/l	0.0268	0.0274	107.	58-133	2.14	20	L576663-01	WG594518
1,2,3-Trichlorobenzene	mg/l	0.0235	0.0234	94.0	68-135	0.430	20	L576663-01	WG594518
1,2,4-Trichlorobenzene	mg/l	0.0243	0.0245	97.1	67-133	0.820	20	L576663-01	WG594518
1,2-Dibromoethane	mg/l	0.0267	0.0254	107.	71-129	4.97	20	L576663-01	WG594518
1,2-Dichlorobenzene	mg/l	0.0237	0.0238	94.7	75-125	0.440	20	L576663-01	WG594518
1,2-Dichloroethane	mg/l	0.0271	0.0271	108.	59-135	0.0100	20	L576663-01	WG594518
1,3-Dichlorobenzene	mg/l	0.0241	0.0234	96.4	69-131	2.88	20	L576663-01	WG594518
1,4-Dichlorobenzene	mg/l	0.0238	0.0234	95.2	70-123	1.76	20	L576663-01	WG594518
2-Butanone (MEK)	mg/l	0.127	0.120	102.	51-149	6.06	22	L576663-01	WG594518
2-Hexanone	mg/l	0.126	0.116	101.	58-148	8.56	24	L576663-01	WG594518
4-Methyl-2-pentanone (MIBK)	mg/l	0.132	0.123	105.	53-154	6.97	21	L576663-01	WG594518
Acetone	mg/l	0.0876	0.0819	70.1	34-146	6.70	22	L576663-01	WG594518
Benzene	mg/l	0.0266	0.0265	106.	51-134	0.460	20	L576663-01	WG594518
Bromochloromethane	mg/l	0.0251	0.0253	100.	67-131	0.600	20	L576663-01	WG594518
Bromodichloromethane	mg/l	0.0232	0.0230	92.8	67-132	1.12	20	L576663-01	WG594518
Bromoform	mg/l	0.0247	0.0241	98.9	59-137	2.63	20	L576663-01	WG594518
Carbon disulfide	mg/l	0.0223	0.0228	89.3	10-165	2.24	22	L576663-01	WG594518
Carbon tetrachloride	mg/l	0.0251	0.0259	100.	49-140	3.03	20	L576663-01	WG594518
Chlorobenzene	mg/l	0.0253	0.0247	101.	69-126	2.42	20	L576663-01	WG594518
Chlorodibromomethane	mg/l	0.0252	0.0242	101.	68-130	3.94	20	L576663-01	WG594518
Chloroethane	mg/l	0.0203	0.0201	81.1	32-177	0.720	21	L576663-01	WG594518
Chloroform	mg/l	0.0260	0.0266	104.	64-130	2.43	20	L576663-01	WG594518
Chloromethane	mg/l	0.0213	0.0221	85.1	27-155	3.97	20	L576663-01	WG594518
cis-1,2-Dichloroethene	mg/l	0.0261	0.0259	103.	54-137	0.860	20	L576663-01	WG594518
cis-1,3-Dichloropropene	mg/l	0.0248	0.0244	99.0	63-127	1.60	20	L576663-01	WG594518
Dichlorodifluoromethane	mg/l	0.0215	0.0228	86.2	16-188	5.45	22	L576663-01	WG594518
Ethylbenzene	mg/l	0.0247	0.0245	98.8	64-135	1.05	20	L576663-01	WG594518
Isopropylbenzene	mg/l	0.0258	0.0258	103.	62-134	0.0900	20	L576663-01	WG594518
Methyl tert-butyl ether	mg/l	0.0272	0.0273	109.	55-136	0.500	20	L576663-01	WG594518
n-Propylbenzene	mg/l	0.0249	0.0250	99.4	62-137	0.750	20	L576663-01	WG594518
Styrene	mg/l	0.0250	0.0242	100.	58-152	3.59	20	L576663-01	WG594518
Tetrachloroethene	mg/l	0.0236	0.0241	88.6	56-139	2.02	20	L576663-01	WG594518
Toluene	mg/l	0.0230	0.0226	92.0	61-126	1.92	20	L576663-01	WG594518
trans-1,2-Dichloroethene	mg/l	0.0243	0.0245	97.2	45-137	0.810	20	L576663-01	WG594518
trans-1,3-Dichloropropene	mg/l	0.0248	0.0240	99.4	59-130	3.29	20	L576663-01	WG594518
Trichloroethene	mg/l	0.0256	0.0257	87.4	40-155	0.680	20	L576663-01	WG594518
Trichlorofluoromethane	mg/l	0.0226	0.0235	90.4	35-177	3.95	23	L576663-01	WG594518
Vinyl chloride	mg/l	0.0216	0.0224	86.2	32-159	3.76	21	L576663-01	WG594518
Xylenes, Total	mg/l	0.0739	0.0729	98.5	64-133	1.32	20	L576663-01	WG594518
4-Bromofluorobenzene				105.0	82-120				WG594518
Dibromofluoromethane				113.7	82-126				WG594518
Toluene-d8				105.9	92-112				WG594518

* Performance of this Analyte is outside of established criteria.

For additional information, please see Attachment A 'List of Analytes with QC Qualifiers.'



12065 Lebanon Rd.
 Mt. Juliet, TN 37122
 (615) 758-5858
 1-800-767-5859
 Fax (615) 758-5859

Tax I.D. 62-0814289

Est. 1970

SLR International Corp. - West Linn, OR
 Chris Kramer
 1800 Blankenship Road, Suite 440

Quality Assurance Report
 Level II

West Linn, OR 97068

May 29, 2012

L576141

Analyte	Units	MSD	Matrix Spike Duplicate		Limit	RPD	Limit	Ref Samp	Batch
			Ref	%Rec					
1,1-Dichloroethene	mg/l	0.0244	0.0238	97.5	32-152	2.27	20	L577010-03	WG594644
1,2-Dibromo-3-Chloropropane	mg/l	0.0238	0.0233	95.0	55-148	1.86	22	L577010-03	WG594644
1,2-Dichloropropane	mg/l	0.0234	0.0230	93.7	68-126	1.71	20	L577010-03	WG594644
Bromomethane	mg/l	0.0240	0.0239	96.1	23-177	0.580	21	L577010-03	WG594644
Methylene Chloride	mg/l	0.0224	0.0227	89.8	52-130	0.970	20	L577010-03	WG594644
4-Bromofluorobenzene				101.9	82-120				WG594644
Dibromofluoromethane				101.2	82-126				WG594644
Toluene-d8				102.2	92-112				WG594644
Antimony	mg/l	0.0592	0.0597	104.	75-125	0.841	20	L576125-08	WG593974
Arsenic	mg/l	0.0612	0.0608	106.	75-125	0.656	20	L576125-08	WG593974
Beryllium	mg/l	0.0569	0.0571	100.	75-125	0.351	20	L576125-08	WG593974
Cadmium	mg/l	0.0594	0.0597	105.	75-125	0.504	20	L576125-08	WG593974
Chromium	mg/l	0.0607	0.0609	106.	75-125	0.329	20	L576125-08	WG593974
Copper	mg/l	0.0583	0.0598	103.	75-125	2.54	20	L576125-08	WG593974
Lead	mg/l	0.0571	0.0578	101.	75-125	1.22	20	L576125-08	WG593974
Nickel	mg/l	0.0594	0.0608	105.	75-125	2.33	20	L576125-08	WG593974
Selenium	mg/l	0.0596	0.0584	104.	75-125	2.03	20	L576125-08	WG593974
Silver	mg/l	0.0576	0.0769	102.	75-125	28.7*	20	L576125-08	WG593974
Thallium	mg/l	0.0560	0.0566	98.8	75-125	1.07	20	L576125-08	WG593974
Zinc	mg/l	0.0675	0.0683	114.	75-125	1.18	20	L576125-08	WG593974

Batch number /Run number / Sample number cross reference

WG593943: R2181473: L576141-03
 WG593809: R2183013: L576141-03
 WG593807: R2183014: L576141-03
 WG594285: R2183053: L576141-03
 WG594414: R2183734: L576141-01 02
 WG594518: R2184593: L576141-01 02 04
 WG594644: R2185553: L576141-04
 WG593974: R2186713: L576141-03

* * Calculations are performed prior to rounding of reported values.
 * Performance of this Analyte is outside of established criteria.
 For additional information, please see Attachment A 'List of Analytes with QC Qualifiers.'



YOUR LAB OF CHOICE

SLR International Corp. - West Linn, OR
Chris Kramer
1800 Blankenship Road, Suite 440

Quality Assurance Report
Level II

West Linn, OR 97068

L576141

12065 Lebanon Rd.
Mt. Juliet, TN 37122
(615) 758-5858
1-800-767-5859
Fax (615) 758-5859

Tax I.D. 62-0814289

Est. 1970

May 29, 2012

The data package includes a summary of the analytic results of the quality control samples required by the SW-846 or CWA methods. The quality control samples include a method blank, a laboratory control sample, and the matrix spike/matrix spike duplicate analysis. If a target parameter is outside the method limits, every sample that is effected is flagged with the appropriate qualifier in Appendix B of the analytic report.

Method Blank - an aliquot of reagent water carried through the entire analytic process. The method blank results indicate if any possible contamination exposure during the sample handling, digestion or extraction process, and analysis. Concentrations of target analytes above the reporting limit in the method blank are qualified with the "B" qualifier.

Laboratory Control Sample - is a sample of known concentration that is carried through the digestion/extraction and analysis process. The percent recovery, expressed as a percentage of the theoretical concentration, has statistical control limits indicating that the analytic process is "in control". If a target analyte is outside the control limits for the laboratory control sample or any other control sample, the parameter is flagged with a "J4" qualifier for all effected samples.

Matrix Spike and Matrix Spike Duplicate - is two aliquots of an environmental sample that is spiked with known concentrations of target analytes. The percent recovery of the target analytes also has statistical control limits. If any recoveries that are outside the method control limits, the sample that was selected for matrix spike/matrix spike duplicate analysis is flagged with either a "J5" or a "J6". The relative percent difference (%RPD) between the matrix spike and the matrix spike duplicate recoveries is all calculated. If the RPD is above the method limit, the effected samples are flagged with a "J3" qualifier.



12065 Lebanon Rd.
Mt. Juliet, TN 37122
(615) 758-5858
1-800-767-5859
Fax (615) 758-5859

Tax I.D. 62-0814289

Est. 1970

Chris Kramer (SLR)
Jeld-Wen
1800 Blankenship Road, Suite 440
West Linn, OR 97068

Report Summary

Tuesday June 12, 2012

Report Number: L577797

Samples Received: 05/31/12

Client Project: 108.0228.00037

Description: Nord Door Project - Everett, WA

The analytical results in this report are based upon information supplied by you, the client, and are for your exclusive use. If you have any questions regarding this data package, please do not hesitate to call.

Entire Report Reviewed By:

Jared Willis, ESC Representative

Laboratory Certification Numbers

A2LA - 1461-01, AIHA - 100789, AL - 40660, CA - 01157CA, CT - PH-0197,
FL - E87487, GA - 923, IN - C-TN-01, KY - 90010, KYUST - 0016,
NC - ENV375/DW21704/BIO041, ND - R-140. NJ - TN002, NJ NELAP - TN002,
SC - 84004, TN - 2006, VA - 460132, WV - 233, AZ - 0612,
MN - 047-999-395, NY - 11742, WI - 998093910, NV - TN000032011-1,
TX - T104704245-11-3, OK - 9915, PA - 68-02979

Accreditation is only applicable to the test methods specified on each scope of accreditation held by ESC Lab Sciences.

Note: The use of the preparatory EPA Method 3511 is not approved or endorsed by the CA ELAP.

This report may not be reproduced, except in full, without written approval from ESC Lab Sciences. Where applicable, sampling conducted by ESC is performed per guidance provided in laboratory standard operating procedures: 060302, 060303, and 060304.



12065 Lebanon Rd.
 Mt. Juliet, TN 37122
 (615) 758-5858
 1-800-767-5859
 Fax (615) 758-5859

Tax I.D. 62-0814289

Est. 1970

REPORT OF ANALYSIS

Chris Kramer (SLR)
 Jeld-Wen
 1800 Blankenship Road, Suite 440
 West Linn, OR 97068

June 12, 2012

Date Received : May 31, 2012
 Description : Nord Door Project - Everett, WA
 Sample ID : MW-1-GW
 Collected By : Chris Lee
 Collection Date : 05/24/12 13:31

ESC Sample # : L577797-01
 Site ID : EVERETT, WA
 Project # : 108.0228.00037

Parameter	Result	MDL	RDL	Units	Qualifier	Method	Date	Dil.
Antimony	U	0.21	1.0	ug/l		6020	06/04/12	1
Antimony,Dissolved	U	0.21	1.0	ug/l		6020	06/04/12	1
Arsenic	10.	0.25	1.0	ug/l		6020	06/04/12	1
Arsenic,Dissolved	2.9	0.25	1.0	ug/l		6020	06/04/12	1
Beryllium	U	0.12	1.0	ug/l		6020	06/04/12	1
Beryllium,Dissolved	U	0.12	1.0	ug/l		6020	06/04/12	1
Cadmium	U	0.16	0.50	ug/l		6020	06/04/12	1
Cadmium,Dissolved	U	0.16	0.50	ug/l		6020	06/04/12	1
Chromium	5.1	0.54	2.0	ug/l		6020	06/04/12	1
Chromium,Dissolved	U	0.54	2.0	ug/l		6020	06/04/12	1
Copper	0.56	0.52	2.0	ug/l	J	6020	06/04/12	1
Copper,Dissolved	0.56	0.52	2.0	ug/l	J	6020	06/04/12	1
Lead	0.32	0.24	1.0	ug/l	J	6020	06/04/12	1
Lead,Dissolved	U	0.24	1.0	ug/l		6020	06/04/12	1
Nickel	2.9	0.35	1.0	ug/l		6020	06/04/12	1
Nickel,Dissolved	3.2	0.35	1.0	ug/l		6020	06/04/12	1
Selenium	2.2	0.38	1.0	ug/l		6020	06/04/12	1
Selenium,Dissolved	U	0.38	1.0	ug/l		6020	06/06/12	1
Silver	U	0.31	1.0	ug/l		6020	06/04/12	1
Silver,Dissolved	U	0.31	1.0	ug/l		6020	06/04/12	1
Thallium	U	0.19	1.0	ug/l		6020	06/04/12	1
Thallium,Dissolved	U	0.19	1.0	ug/l		6020	06/04/12	1
Zinc	U	2.6	10.	ug/l		6020	06/04/12	1
Zinc,Dissolved	U	2.6	10.	ug/l		6020	06/04/12	1
Mercury	U	0.015	0.20	ug/l		7470A	06/01/12	1
Mercury,Dissolved	0.020	0.015	0.20	ug/l	J	7470A	06/02/12	1

U = ND (Not Detected)
 RDL = Reported Detection Limit = LOQ = PQL = EQL = TRRP MQL
 MDL = Minimum Detection Limit = LOD = TRRP SDL

Note:

The reported analytical results relate only to the sample submitted.
 This report shall not be reproduced, except in full, without the written approval from ESC.

Reported: 06/11/12 14:36 Revised: 06/12/12 12:59



12065 Lebanon Rd.
 Mt. Juliet, TN 37122
 (615) 758-5858
 1-800-767-5859
 Fax (615) 758-5859
 Tax I.D. 62-0814289
 Est. 1970

REPORT OF ANALYSIS

Chris Kramer (SLR)
 Jeld-Wen
 1800 Blankenship Road, Suite 440
 West Linn, OR 97068

June 12, 2012

Date Received : May 31, 2012
 Description : Nord Door Project - Everett, WA
 Sample ID : MW-1-GW LOW TIDE
 Collected By : Chris Lee
 Collection Date : 05/24/12 15:23

ESC Sample # : L577797-02
 Site ID : EVERETT, WA
 Project # : 108.0228.00037

Parameter	Result	MDL	RDL	Units	Qualifier	Method	Date	Dil.
Gasoline Range Organics-NWTPH	35.	33.	100	ug/l	J	NWTPHGX	06/01/12	1
Surrogate Recovery a,a,a-Trifluorotoluene(FID)	99.0			% Rec.		NWTPHGX	06/01/12	1
Diesel Range Organics (DRO)	290	33.	100	ug/l		NWTPHDX	06/06/12	1
Residual Range Organics (RRO)	210	82.	250	ug/l	J	NWTPHDX	06/06/12	1
Surrogate Recovery o-Terphenyl	110.			% Rec.		NWTPHDX	06/06/12	1
Gasoline	56.	33.	100	ug/l	J	NWTPH-H	06/11/12	1
Mineral Spirits	U	33.	100	ug/l		NWTPH-H	06/11/12	1
Kerosene	U	33.	100	ug/l		NWTPH-H	06/11/12	1
Diesel	99.	33.	100	ug/l	J	NWTPH-H	06/11/12	1
#6 Fuel Oil	U	33.	100	ug/l		NWTPH-H	06/11/12	1
Hydraulic Fluid	U	33.	100	ug/l		NWTPH-H	06/11/12	1
Motor Oil	U	160	500	ug/l		NWTPH-H	06/11/12	1
Surrogate recovery(%) o-Terphenyl	82.2			% Rec.		NWTPH-H	06/11/12	1

U = ND (Not Detected)
 RDL = Reported Detection Limit = LOQ = PQL = EQL = TRRP MQL
 MDL = Minimum Detection Limit = LOD = TRRP SDL

Note:
 The reported analytical results relate only to the sample submitted.
 This report shall not be reproduced, except in full, without the written approval from ESC.

Reported: 06/11/12 14:36 Revised: 06/12/12 12:59



12065 Lebanon Rd.
 Mt. Juliet, TN 37122
 (615) 758-5858
 1-800-767-5859
 Fax (615) 758-5859
 Tax I.D. 62-0814289
 Est. 1970

REPORT OF ANALYSIS

Chris Kramer (SLR)
 Jeld-Wen
 1800 Blankenship Road, Suite 440
 West Linn, OR 97068

June 12, 2012

Date Received : May 31, 2012
 Description : Nord Door Project - Everett, WA
 Sample ID : MW-1-GW HIGH TIDE
 Collected By : Chris Lee
 Collection Date : 05/24/12 09:03

ESC Sample # : L577797-03
 Site ID : EVERETT, WA
 Project # : 108.0228.00037

Parameter	Result	MDL	RDL	Units	Qualifier	Method	Date	Dil.
Gasoline Range Organics-NWTPH	U	33.	100	ug/l		NWTPHGX	06/01/12	1
Surrogate Recovery a,a,a-Trifluorotoluene(FID)	99.6			% Rec.		NWTPHGX	06/01/12	1
Diesel Range Organics (DRO)	100	33.	100	ug/l		NWTPHDX	06/06/12	1
Residual Range Organics (RRO)	170	82.	250	ug/l	J	NWTPHDX	06/06/12	1
Surrogate Recovery o-Terphenyl	106.			% Rec.		NWTPHDX	06/06/12	1
Gasoline	37.	33.	100	ug/l	J	NWTPH-H	06/11/12	1
Mineral Spirits	U	33.	100	ug/l		NWTPH-H	06/11/12	1
Kerosene	U	33.	100	ug/l		NWTPH-H	06/11/12	1
Diesel	120	33.	100	ug/l		NWTPH-H	06/11/12	1
#6 Fuel Oil	U	33.	100	ug/l		NWTPH-H	06/11/12	1
Hydraulic Fluid	U	33.	100	ug/l		NWTPH-H	06/11/12	1
Motor Oil	290	160	500	ug/l	J	NWTPH-H	06/11/12	1
Surrogate recovery(%) o-Terphenyl	64.3			% Rec.		NWTPH-H	06/11/12	1

U = ND (Not Detected)
 RDL = Reported Detection Limit = LOQ = PQL = EQL = TRRP MQL
 MDL = Minimum Detection Limit = LOD = TRRP SDL

Note:
 The reported analytical results relate only to the sample submitted.
 This report shall not be reproduced, except in full, without the written approval from ESC.

Reported: 06/11/12 14:36 Revised: 06/12/12 12:59



12065 Lebanon Rd.
 Mt. Juliet, TN 37122
 (615) 758-5858
 1-800-767-5859
 Fax (615) 758-5859
 Tax I.D. 62-0814289
 Est. 1970

REPORT OF ANALYSIS

Chris Kramer (SLR)
 Jeld-Wen
 1800 Blankenship Road, Suite 440
 West Linn, OR 97068

June 12, 2012

Date Received : May 31, 2012
 Description : Nord Door Project - Everett, WA
 Sample ID : MW-5-GW LOW TIDE
 Collected By : Chris Lee
 Collection Date : 05/24/12 14:37

ESC Sample # : L577797-04
 Site ID : EVERETT, WA
 Project # : 108.0228.00037

Parameter	Result	MDL	RDL	Units	Qualifier	Method	Date	Dil.
Gasoline Range Organics-NWTPH	120	33.	100	ug/l		NWTPHGX	05/31/12	1
Surrogate Recovery a,a,a-Trifluorotoluene(FID)	113.			% Rec.		NWTPHGX	05/31/12	1
Diesel Range Organics (DRO)	470	33.	100	ug/l		NWTPHDX	06/06/12	1
Residual Range Organics (RRO)	290	82.	250	ug/l		NWTPHDX	06/06/12	1
Surrogate Recovery o-Terphenyl	109.			% Rec.		NWTPHDX	06/06/12	1
Gasoline	43.	33.	100	ug/l	J	NWTPH-H	06/11/12	1
Mineral Spirits	U	33.	100	ug/l		NWTPH-H	06/11/12	1
Kerosene	U	33.	100	ug/l		NWTPH-H	06/11/12	1
Diesel	140	33.	100	ug/l		NWTPH-H	06/11/12	1
#6 Fuel Oil	U	33.	100	ug/l		NWTPH-H	06/11/12	1
Hydraulic Fluid	U	33.	100	ug/l		NWTPH-H	06/11/12	1
Motor Oil	U	160	500	ug/l		NWTPH-H	06/11/12	1
Surrogate recovery(%) o-Terphenyl	73.7			% Rec.		NWTPH-H	06/11/12	1

U = ND (Not Detected)
 RDL = Reported Detection Limit = LOQ = PQL = EQL = TRRP MQL
 MDL = Minimum Detection Limit = LOD = TRRP SDL

Note:
 The reported analytical results relate only to the sample submitted.
 This report shall not be reproduced, except in full, without the written approval from ESC.

Reported: 06/11/12 14:36 Revised: 06/12/12 12:59



12065 Lebanon Rd.
 Mt. Juliet, TN 37122
 (615) 758-5858
 1-800-767-5859
 Fax (615) 758-5859
 Tax I.D. 62-0814289
 Est. 1970

REPORT OF ANALYSIS

Chris Kramer (SLR)
 Jeld-Wen
 1800 Blankenship Road, Suite 440
 West Linn, OR 97068

June 12, 2012

Date Received : May 31, 2012
 Description : Nord Door Project - Everett, WA
 Sample ID : MW-5-GW HIGH TIDE
 Collected By : Chris Lee
 Collection Date : 05/24/12 08:21

ESC Sample # : L577797-05
 Site ID : EVERETT, WA
 Project # : 108.0228.00037

Parameter	Result	MDL	RDL	Units	Qualifier	Method	Date	Dil.
Gasoline Range Organics-NWTPH	150	33.	100	ug/l		NWTPHGX	05/31/12	1
Surrogate Recovery								
a,a,a-Trifluorotoluene(FID)	113.			% Rec.		NWTPHGX	05/31/12	1
Diesel Range Organics (DRO)	290	33.	100	ug/l		NWTPHDX	06/06/12	1
Residual Range Organics (RRO)	190	82.	250	ug/l	J	NWTPHDX	06/06/12	1
Surrogate Recovery								
o-Terphenyl	111.			% Rec.		NWTPHDX	06/06/12	1
Gasoline	34.	33.	100	ug/l	J	NWTPH-H	06/11/12	1
Mineral Spirits	U	33.	100	ug/l		NWTPH-H	06/11/12	1
Kerosene	U	33.	100	ug/l		NWTPH-H	06/11/12	1
Diesel	130	33.	100	ug/l		NWTPH-H	06/11/12	1
#6 Fuel Oil	U	33.	100	ug/l		NWTPH-H	06/11/12	1
Hydraulic Fluid	U	33.	100	ug/l		NWTPH-H	06/11/12	1
Motor Oil	U	160	500	ug/l		NWTPH-H	06/11/12	1
Surrogate recovery(%)								
o-Terphenyl	83.2			% Rec.		NWTPH-H	06/11/12	1

U = ND (Not Detected)
 RDL = Reported Detection Limit = LOQ = PQL = EQL = TRRP MQL
 MDL = Minimum Detection Limit = LOD = TRRP SDL

Note:

The reported analytical results relate only to the sample submitted.
 This report shall not be reproduced, except in full, without the written approval from ESC.

Reported: 06/11/12 14:36 Revised: 06/12/12 12:59



12065 Lebanon Rd.
 Mt. Juliet, TN 37122
 (615) 758-5858
 1-800-767-5859
 Fax (615) 758-5859

Tax I.D. 62-0814289

Est. 1970

REPORT OF ANALYSIS

Chris Kramer (SLR)
 Jeld-Wen
 1800 Blankenship Road, Suite 440
 West Linn, OR 97068

June 12, 2012

Date Received : May 31, 2012
 Description : Nord Door Project - Everett, WA
 Sample ID : MW-6-GW
 Collected By : Chris Lee
 Collection Date : 05/24/12 12:46

ESC Sample # : L577797-06
 Site ID : EVERETT, WA
 Project # : 108.0228.00037

Parameter	Result	MDL	RDL	Units	Qualifier	Method	Date	Dil.
Antimony	0.47	0.21	1.0	ug/l	J	6020	06/08/12	1
Antimony,Dissolved	0.87	0.21	1.0	ug/l	J	6020	06/04/12	1
Arsenic	4.8	0.25	1.0	ug/l		6020	06/08/12	1
Arsenic,Dissolved	4.5	0.25	1.0	ug/l		6020	06/04/12	1
Beryllium	U	0.12	1.0	ug/l		6020	06/08/12	1
Beryllium,Dissolved	U	0.12	1.0	ug/l		6020	06/04/12	1
Cadmium	U	0.16	0.50	ug/l		6020	06/08/12	1
Cadmium,Dissolved	U	0.16	0.50	ug/l		6020	06/04/12	1
Chromium	1.6	0.54	2.0	ug/l	J	6020	06/08/12	1
Chromium,Dissolved	1.3	0.54	2.0	ug/l	J	6020	06/04/12	1
Copper	3.0	0.52	2.0	ug/l		6020	06/08/12	1
Copper,Dissolved	3.9	0.52	2.0	ug/l		6020	06/04/12	1
Lead	U	0.24	1.0	ug/l		6020	06/08/12	1
Lead,Dissolved	U	0.24	1.0	ug/l		6020	06/04/12	1
Nickel	2.0	0.35	1.0	ug/l		6020	06/08/12	1
Nickel,Dissolved	2.3	0.35	1.0	ug/l		6020	06/04/12	1
Selenium	0.63	0.38	1.0	ug/l	J	6020	06/08/12	1
Selenium,Dissolved	U	0.38	1.0	ug/l		6020	06/06/12	1
Silver	U	0.31	1.0	ug/l		6020	06/08/12	1
Silver,Dissolved	U	0.31	1.0	ug/l		6020	06/04/12	1
Thallium	U	0.19	1.0	ug/l		6020	06/08/12	1
Thallium,Dissolved	U	0.19	1.0	ug/l		6020	06/04/12	1
Zinc	U	2.6	10.	ug/l		6020	06/08/12	1
Zinc,Dissolved	U	2.6	10.	ug/l		6020	06/04/12	1
Mercury	0.020	0.015	0.20	ug/l	J	7470A	06/01/12	1
Mercury,Dissolved	0.020	0.015	0.20	ug/l	J	7470A	06/02/12	1

U = ND (Not Detected)
 RDL = Reported Detection Limit = LOQ = PQL = EQL = TRRP MQL
 MDL = Minimum Detection Limit = LOD = TRRP SDL

Note:

The reported analytical results relate only to the sample submitted.
 This report shall not be reproduced, except in full, without the written approval from ESC.

Reported: 06/11/12 14:36 Revised: 06/12/12 12:59



12065 Lebanon Rd.
 Mt. Juliet, TN 37122
 (615) 758-5858
 1-800-767-5859
 Fax (615) 758-5859

Tax I.D. 62-0814289

Est. 1970

REPORT OF ANALYSIS

Chris Kramer (SLR)
 Jeld-Wen
 1800 Blankenship Road, Suite 440
 West Linn, OR 97068

June 12, 2012

Date Received : May 31, 2012
 Description : Nord Door Project - Everett, WA
 Sample ID : TRIP BLANK
 Collected By : Chris Lee
 Collection Date : 05/24/12 00:00

ESC Sample # : L577797-07
 Site ID : EVERETT, WA
 Project # : 108.0228.00037

Parameter	Result	MDL	RDL	Units	Qualifier	Method	Date	Dil.
Volatile Organics								
Acetone	2.3	1.0	25.	ug/l	JJ3	8260B	06/02/12	1
Benzene	U	0.090	0.50	ug/l		8260B	06/02/12	1
Bromochloromethane	U	0.15	0.50	ug/l		8260B	06/02/12	1
Bromodichloromethane	U	0.080	0.50	ug/l		8260B	06/02/12	1
Bromoform	U	0.19	0.50	ug/l		8260B	06/02/12	1
Bromomethane	U	0.16	0.50	ug/l		8260B	06/02/12	1
2-Butanone (MEK)	U	1.3	2.5	ug/l	J3	8260B	06/02/12	1
Carbon disulfide	U	0.10	0.50	ug/l		8260B	06/02/12	1
Carbon tetrachloride	U	0.16	0.50	ug/l		8260B	06/02/12	1
Chlorobenzene	U	0.14	0.50	ug/l		8260B	06/02/12	1
Chloroethane	U	0.14	0.50	ug/l		8260B	06/02/12	1
Chloroform	U	0.086	0.50	ug/l		8260B	06/02/12	1
Chloromethane	U	0.15	0.50	ug/l		8260B	06/02/12	1
1,2-Dibromo-3-Chloropropane	U	0.32	1.0	ug/l		8260B	06/02/12	1
Chlorodibromomethane	U	0.13	0.50	ug/l		8260B	06/02/12	1
1,2-Dibromoethane	U	0.19	0.50	ug/l		8260B	06/02/12	1
1,2-Dichlorobenzene	U	0.10	0.50	ug/l		8260B	06/02/12	1
1,3-Dichlorobenzene	U	0.13	0.50	ug/l		8260B	06/02/12	1
1,4-Dichlorobenzene	U	0.12	0.50	ug/l		8260B	06/02/12	1
Dichlorodifluoromethane	U	0.13	0.50	ug/l		8260B	06/02/12	1
1,1-Dichloroethane	U	0.11	0.50	ug/l		8260B	06/02/12	1
1,2-Dichloroethane	U	0.11	0.50	ug/l		8260B	06/02/12	1
1,1-Dichloroethene	U	0.19	0.50	ug/l		8260B	06/02/12	1
cis-1,2-Dichloroethene	U	0.093	0.50	ug/l		8260B	06/02/12	1
trans-1,2-Dichloroethene	U	0.15	0.50	ug/l		8260B	06/02/12	1
1,2-Dichloropropane	U	0.19	0.50	ug/l		8260B	06/02/12	1
cis-1,3-Dichloropropene	U	0.098	0.50	ug/l		8260B	06/02/12	1
trans-1,3-Dichloropropene	U	0.22	0.50	ug/l		8260B	06/05/12	1
Ethylbenzene	U	0.16	0.50	ug/l		8260B	06/02/12	1
2-Hexanone	U	0.76	2.5	ug/l		8260B	06/02/12	1
Isopropylbenzene	U	0.13	0.50	ug/l		8260B	06/02/12	1
4-Methyl-2-pentanone (MIBK)	U	0.82	2.5	ug/l		8260B	06/02/12	1
Methyl tert-butyl ether	U	0.10	0.50	ug/l		8260B	06/02/12	1
n-Propylbenzene	U	0.16	0.50	ug/l		8260B	06/02/12	1
Methylene Chloride	U	0.11	2.5	ug/l		8260B	06/02/12	1
Styrene	U	0.12	0.50	ug/l		8260B	06/02/12	1
1,1,2,2-Tetrachloroethane	U	0.17	0.50	ug/l		8260B	06/02/12	1
Tetrachloroethene	U	0.20	0.50	ug/l		8260B	06/02/12	1
Toluene	U	0.10	0.50	ug/l		8260B	06/02/12	1
1,1,2-Trichlorotrifluoroethane	U	0.16	0.50	ug/l		8260B	06/02/12	1
1,2,3-Trichlorobenzene	U	0.16	0.50	ug/l		8260B	06/02/12	1
1,2,4-Trichlorobenzene	U	0.15	0.50	ug/l		8260B	06/02/12	1

U = ND (Not Detected)
 RDL = Reported Detection Limit = LOQ = PQL = EQL = TRRP MQL
 MDL = Minimum Detection Limit = LOD = TRRP SDL

Note:
 The reported analytical results relate only to the sample submitted.
 This report shall not be reproduced, except in full, without the written approval from ESC.

Reported: 06/11/12 14:36 Revised: 06/12/12 12:59
 L577797-07 (V8260LL) - hit confirmed



12065 Lebanon Rd.
 Mt. Juliet, TN 37122
 (615) 758-5858
 1-800-767-5859
 Fax (615) 758-5859

Tax I.D. 62-0814289

Est. 1970

REPORT OF ANALYSIS

Chris Kramer (SLR)
 Jeld-Wen
 1800 Blankenship Road, Suite 440
 West Linn, OR 97068

June 12, 2012

Date Received : May 31, 2012
 Description : Nord Door Project - Everett, WA
 Sample ID : TRIP BLANK
 Collected By : Chris Lee
 Collection Date : 05/24/12 00:00

ESC Sample # : L577797-07
 Site ID : EVERETT, WA
 Project # : 108.0228.00037

Parameter	Result	MDL	RDL	Units	Qualifier	Method	Date	Dil.
1,1,1-Trichloroethane	U	0.094	0.50	ug/l		8260B	06/02/12	1
1,1,2-Trichloroethane	U	0.19	0.50	ug/l		8260B	06/02/12	1
Trichloroethene	U	0.15	0.50	ug/l		8260B	06/02/12	1
Trichlorofluoromethane	U	0.13	0.50	ug/l		8260B	06/02/12	1
Vinyl chloride	U	0.12	0.50	ug/l		8260B	06/02/12	1
Xylenes, Total	U	0.32	1.5	ug/l		8260B	06/02/12	1
Cyclohexane	U	0.39	1.0	ug/l		8260B	06/05/12	1
1,4-Dioxane	U	36.	100	ug/l		8260B	06/05/12	1
Methyl Acetate	U	4.3	20.	ug/l		8260B	06/05/12	1
Methyl Cyclohexane	U	0.38	1.0	ug/l		8260B	06/05/12	1
Surrogate Recovery								
Toluene-d8	107.			% Rec.		8260B	06/02/12	1
Dibromofluoromethane	101.			% Rec.		8260B	06/02/12	1
4-Bromofluorobenzene	107.			% Rec.		8260B	06/02/12	1

U = ND (Not Detected)
 RDL = Reported Detection Limit = LOQ = PQL = EQL = TRRP MQL
 MDL = Minimum Detection Limit = LOD = TRRP SDL

Note:

The reported analytical results relate only to the sample submitted.
 This report shall not be reproduced, except in full, without the written approval from ESC.

Reported: 06/11/12 14:36 Revised: 06/12/12 12:59
 L577797-07 (V8260LL) - hit confirmed

Attachment A
List of Analytes with QC Qualifiers

Sample Number	Work Group	Sample Type	Analyte	Run ID	Qualifier
L577797-01	WG595170	SAMP	Mercury,Dissolved	R2194376	J
	WG595894	SAMP	Copper	R2195274	J
	WG595893	SAMP	Copper,Dissolved	R2196854	J
L577797-02	WG595894	SAMP	Lead	R2195274	J
	WG596058	SAMP	Gasoline	R2205093	J
	WG596058	SAMP	Diesel	R2205093	J
	WG596059	SAMP	Residual Range Organics (RRO)	R2199754	J
L577797-03	WG595636	SAMP	Gasoline Range Organics-NWTPH	R2194380	J
	WG596058	SAMP	Gasoline	R2205093	J
	WG596058	SAMP	Motor Oil	R2205093	J
	WG596059	SAMP	Residual Range Organics (RRO)	R2199754	J
L577797-04	WG596058	SAMP	Gasoline	R2205093	J
L577797-05	WG596058	SAMP	Gasoline	R2205093	J
L577797-06	WG596059	SAMP	Residual Range Organics (RRO)	R2199754	J
	WG595586	SAMP	Mercury	R2193277	J
L577797-07	WG595170	SAMP	Mercury,Dissolved	R2194376	J
	WG596112	SAMP	Antimony	R2203454	J
	WG595893	SAMP	Antimony,Dissolved	R2196854	J
	WG596112	SAMP	Chromium	R2203454	J
	WG595893	SAMP	Chromium,Dissolved	R2196854	J
	WG596112	SAMP	Selenium	R2203454	J
	WG595755	SAMP	Acetone	R2194855	JJ3
	WG595755	SAMP	2-Butanone (MEK)	R2194855	J3

Attachment B
Explanation of QC Qualifier Codes

Qualifier	Meaning
J	(EPA) - Estimated value below the lowest calibration point. Confidence correlates with concentration.
J3	The associated batch QC was outside the established quality control range for precision.

Qualifier Report Information

ESC utilizes sample and result qualifiers as set forth by the EPA Contract Laboratory Program and as required by most certifying bodies including NELAC. In addition to the EPA qualifiers adopted by ESC, we have implemented ESC qualifiers to provide more information pertaining to our analytical results. Each qualifier is designated in the qualifier explanation as either EPA or ESC. Data qualifiers are intended to provide the ESC client with more detailed information concerning the potential bias of reported data. Because of the wide range of constituents and variety of matrices incorporated by most EPA methods, it is common for some compounds to fall outside of established ranges. These exceptions are evaluated and all reported data is valid and useable "unless qualified as 'R' (Rejected)."

Definitions

- Accuracy - The relationship of the observed value of a known sample to the true value of a known sample. Represented by percent recovery and relevant to samples such as: control samples, matrix spike recoveries, surrogate recoveries, etc.
- Precision - The agreement between a set of samples or between duplicate samples. Relates to how close together the results are and is represented by Relative Percent Difference.
- Surrogate - Organic compounds that are similar in chemical composition, extraction, and chromatography to analytes of interest. The surrogates are used to determine the probable response of the group of analytes that are chemically related to the surrogate compound. Surrogates are added to the sample and carried through all stages of preparation and analyses.
- TIC - Tentatively Identified Compound: Compounds detected in samples that are not target compounds, internal standards, system monitoring compounds, or surrogates.

Summary of Remarks For Samples Printed
06/12/12 at 12:59:32

TSR Signing Reports: 358
R5 - Desired TAT

Sample: L577797-01 Account: JELWENOR Received: 05/31/12 09:00 Due Date: 06/07/12 00:00 RPT Date: 06/11/12 14:36
Log ALL metals in GW by 6020. Diss Metals are Field filtered per Bottle. Ph adjusted at 1625
for Diss Metals on 5/31
Sample: L577797-02 Account: JELWENOR Received: 05/31/12 09:00 Due Date: 06/07/12 00:00 RPT Date: 06/11/12 14:36
Sample: L577797-03 Account: JELWENOR Received: 05/31/12 09:00 Due Date: 06/07/12 00:00 RPT Date: 06/11/12 14:36
Sample: L577797-04 Account: JELWENOR Received: 05/31/12 09:00 Due Date: 06/07/12 00:00 RPT Date: 06/11/12 14:36
Sample: L577797-05 Account: JELWENOR Received: 05/31/12 09:00 Due Date: 06/07/12 00:00 RPT Date: 06/11/12 14:36
Sample: L577797-06 Account: JELWENOR Received: 05/31/12 09:00 Due Date: 06/07/12 00:00 RPT Date: 06/11/12 14:36
Log ALL metals in GW by 6020. Diss Metals are Field filtered per Bottle. Ph adjusted at 1625
for Diss Metals on 5/31
Sample: L577797-07 Account: JELWENOR Received: 05/31/12 09:00 Due Date: 06/07/12 00:00 RPT Date: 06/11/12 14:36
V8260LL has AP9 compounds and LL compounds.



YOUR LAB OF CHOICE

Jeld-Wen
Chris Kramer (SLR)
1800 Blankenship Road, Suite 440
West Linn, OR 97068

Quality Assurance Report
Level II

L577797

12065 Lebanon Rd.
Mt. Juliet, TN 37122
(615) 758-5858
1-800-767-5859
Fax (615) 758-5859

Tax I.D. 62-0814289

Est. 1970

June 12, 2012

Analyte	Result	Laboratory Blank		Limit	Batch	Date Analyzed
		Units	% Rec			
Gasoline Range Organics-NWTPH	< .1	mg/l			WG595510	05/31/12 19:49
a,a,a-Trifluorotoluene(FID)		% Rec.	113.2	62-128	WG595510	05/31/12 19:49
Mercury	< .0002	mg/l			WG595586	06/01/12 11:52
Mercury,Dissolved	< .0002	mg/l			WG595170	06/02/12 10:17
Gasoline Range Organics-NWTPH	< .1	mg/l			WG595636	06/01/12 16:32
a,a,a-Trifluorotoluene(FID)		% Rec.	99.40	62-128	WG595636	06/01/12 16:32
1,1,1-Trichloroethane	< .0005	mg/l			WG595755	06/02/12 00:26
1,1,2,2-Tetrachloroethane	< .0005	mg/l			WG595755	06/02/12 00:26
1,1,2-Trichloroethane	< .0005	mg/l			WG595755	06/02/12 00:26
1,1,2-Trichlorotrifluoroethane	< .0005	mg/l			WG595755	06/02/12 00:26
1,1-Dichloroethane	< .0005	mg/l			WG595755	06/02/12 00:26
1,1-Dichloroethene	< .0005	mg/l			WG595755	06/02/12 00:26
1,2,3-Trichlorobenzene	< .0005	mg/l			WG595755	06/02/12 00:26
1,2,4-Trichlorobenzene	< .0005	mg/l			WG595755	06/02/12 00:26
1,2-Dibromo-3-Chloropropane	< .001	mg/l			WG595755	06/02/12 00:26
1,2-Dibromoethane	< .0005	mg/l			WG595755	06/02/12 00:26
1,2-Dichlorobenzene	< .0005	mg/l			WG595755	06/02/12 00:26
1,2-Dichloroethane	< .0005	mg/l			WG595755	06/02/12 00:26
1,2-Dichloropropane	< .0005	mg/l			WG595755	06/02/12 00:26
1,3-Dichlorobenzene	< .0005	mg/l			WG595755	06/02/12 00:26
1,4-Dichlorobenzene	< .0005	mg/l			WG595755	06/02/12 00:26
2-Butanone (MEK)	< .0025	mg/l			WG595755	06/02/12 00:26
2-Hexanone	< .0025	mg/l			WG595755	06/02/12 00:26
4-Methyl-2-pentanone (MIBK)	< .0025	mg/l			WG595755	06/02/12 00:26
Acetone	< .025	mg/l			WG595755	06/02/12 00:26
Benzene	< .0005	mg/l			WG595755	06/02/12 00:26
Bromochloromethane	< .0005	mg/l			WG595755	06/02/12 00:26
Bromodichloromethane	< .0005	mg/l			WG595755	06/02/12 00:26
Bromoform	< .0005	mg/l			WG595755	06/02/12 00:26
Bromomethane	< .0005	mg/l			WG595755	06/02/12 00:26
Carbon disulfide	< .0005	mg/l			WG595755	06/02/12 00:26
Carbon tetrachloride	< .0005	mg/l			WG595755	06/02/12 00:26
Chlorobenzene	< .0005	mg/l			WG595755	06/02/12 00:26
Chlorodibromomethane	< .0005	mg/l			WG595755	06/02/12 00:26
Chloroethane	< .0005	mg/l			WG595755	06/02/12 00:26
Chloroform	< .0005	mg/l			WG595755	06/02/12 00:26
Chloromethane	< .0005	mg/l			WG595755	06/02/12 00:26
cis-1,2-Dichloroethene	< .0005	mg/l			WG595755	06/02/12 00:26
cis-1,3-Dichloropropene	< .0005	mg/l			WG595755	06/02/12 00:26
Dichlorodifluoromethane	< .0005	mg/l			WG595755	06/02/12 00:26
Ethylbenzene	< .0005	mg/l			WG595755	06/02/12 00:26
Isopropylbenzene	< .0005	mg/l			WG595755	06/02/12 00:26
Methyl tert-butyl ether	< .0005	mg/l			WG595755	06/02/12 00:26
Methylene Chloride	< .0025	mg/l			WG595755	06/02/12 00:26
n-Propylbenzene	< .0005	mg/l			WG595755	06/02/12 00:26
Styrene	< .0005	mg/l			WG595755	06/02/12 00:26
Tetrachloroethene	< .0005	mg/l			WG595755	06/02/12 00:26
Toluene	< .0005	mg/l			WG595755	06/02/12 00:26
trans-1,2-Dichloroethene	< .0005	mg/l			WG595755	06/02/12 00:26
Trichloroethene	< .0005	mg/l			WG595755	06/02/12 00:26
Trichlorofluoromethane	< .0005	mg/l			WG595755	06/02/12 00:26

* Performance of this Analyte is outside of established criteria.

For additional information, please see Attachment A 'List of Analytes with QC Qualifiers.'



YOUR LAB OF CHOICE

Jeld-Wen
Chris Kramer (SLR)
1800 Blankenship Road, Suite 440
West Linn, OR 97068

Quality Assurance Report
Level II

L577797

12065 Lebanon Rd.
Mt. Juliet, TN 37122
(615) 758-5858
1-800-767-5859
Fax (615) 758-5859

Tax I.D. 62-0814289

Est. 1970

June 12, 2012

Analyte	Result	Laboratory Blank		Limit	Batch	Date Analyzed
		Units	% Rec			
Vinyl chloride	< .0005	mg/l			WG595755	06/02/12 00:26
Xylenes, Total	< .0015	mg/l			WG595755	06/02/12 00:26
4-Bromofluorobenzene		% Rec.	108.1	82-120	WG595755	06/02/12 00:26
Dibromofluoromethane		% Rec.	101.7	82-126	WG595755	06/02/12 00:26
Toluene-d8		% Rec.	105.6	92-112	WG595755	06/02/12 00:26
Antimony	< .001	mg/l			WG595894	06/04/12 02:44
Arsenic	< .001	mg/l			WG595894	06/04/12 02:44
Beryllium	< .001	mg/l			WG595894	06/04/12 02:44
Cadmium	< .0005	mg/l			WG595894	06/04/12 02:44
Chromium	< .002	mg/l			WG595894	06/04/12 02:44
Copper	< .002	mg/l			WG595894	06/04/12 02:44
Lead	< .001	mg/l			WG595894	06/04/12 02:44
Nickel	< .001	mg/l			WG595894	06/04/12 02:44
Selenium	< .001	mg/l			WG595894	06/04/12 02:44
Silver	< .001	mg/l			WG595894	06/04/12 02:44
Thallium	< .001	mg/l			WG595894	06/04/12 02:44
Zinc	< .01	mg/l			WG595894	06/04/12 02:44
Antimony, Dissolved	< .001	mg/l			WG595893	06/04/12 12:42
Arsenic, Dissolved	< .001	mg/l			WG595893	06/04/12 12:42
Beryllium, Dissolved	< .001	mg/l			WG595893	06/04/12 12:42
Cadmium, Dissolved	< .0005	mg/l			WG595893	06/04/12 12:42
Chromium, Dissolved	< .002	mg/l			WG595893	06/04/12 12:42
Copper, Dissolved	< .002	mg/l			WG595893	06/04/12 12:42
Lead, Dissolved	< .001	mg/l			WG595893	06/04/12 12:42
Nickel, Dissolved	< .001	mg/l			WG595893	06/04/12 12:42
Silver, Dissolved	< .001	mg/l			WG595893	06/04/12 12:42
Thallium, Dissolved	< .001	mg/l			WG595893	06/04/12 12:42
Zinc, Dissolved	< .01	mg/l			WG595893	06/04/12 12:42
Cyclohexane	< .001	mg/l			WG596109	06/04/12 17:28
Methyl Acetate	< .02	mg/l			WG596109	06/04/12 17:28
Methyl Cyclohexane	< .001	mg/l			WG596109	06/04/12 17:28
trans-1,3-Dichloropropene	< .001	mg/l			WG596109	06/04/12 17:28
4-Bromofluorobenzene		% Rec.	102.0	82-120	WG596109	06/04/12 17:28
Dibromofluoromethane		% Rec.	99.26	82-126	WG596109	06/04/12 17:28
Toluene-d8		% Rec.	100.9	92-112	WG596109	06/04/12 17:28
Selenium, Dissolved	< .001	mg/l			WG596117	06/06/12 12:39
Diesel Range Organics (DRO)	< .1	ppm			WG596059	06/06/12 14:27
Residual Range Organics (RRO)	< .25	ppm			WG596059	06/06/12 14:27
o-Terphenyl		% Rec.	118.2	50-150	WG596059	06/06/12 14:27
Antimony	< .001	mg/l			WG596112	06/08/12 08:32
Arsenic	< .001	mg/l			WG596112	06/08/12 08:32
Beryllium	< .001	mg/l			WG596112	06/08/12 08:32
Cadmium	< .0005	mg/l			WG596112	06/08/12 08:32
Chromium	< .002	mg/l			WG596112	06/08/12 08:32
Copper	< .002	mg/l			WG596112	06/08/12 08:32
Lead	< .001	mg/l			WG596112	06/08/12 08:32
Nickel	< .001	mg/l			WG596112	06/08/12 08:32

* Performance of this Analyte is outside of established criteria.
For additional information, please see Attachment A 'List of Analytes with QC Qualifiers.'



YOUR LAB OF CHOICE

Jeld-Wen
Chris Kramer (SLR)
1800 Blankenship Road, Suite 440
West Linn, OR 97068

Quality Assurance Report
Level II

L577797

12065 Lebanon Rd.
Mt. Juliet, TN 37122
(615) 758-5858
1-800-767-5859
Fax (615) 758-5859

Tax I.D. 62-0814289

Est. 1970

June 12, 2012

Analyte	Result	Laboratory Blank		Limit	Batch	Date Analyzed
		Units	% Rec			
Selenium	< .001	mg/l			WG596112	06/08/12 08:32
Silver	< .001	mg/l			WG596112	06/08/12 08:32
Thallium	< .001	mg/l			WG596112	06/08/12 08:32
Zinc	< .01	mg/l			WG596112	06/08/12 08:32
#6 Fuel Oil	< .1	mg/l			WG596058	06/11/12 12:21
Diesel	< .1	mg/l			WG596058	06/11/12 12:21
Gasoline	< .1	mg/l			WG596058	06/11/12 12:21
Hydraulic Fluid	< .1	mg/l			WG596058	06/11/12 12:21
Kerosene	< .1	mg/l			WG596058	06/11/12 12:21
Mineral Spirits	< .1	mg/l			WG596058	06/11/12 12:21
Motor Oil	< .25	mg/l			WG596058	06/11/12 12:21
o-Terphenyl		% Rec.	66.71	50-150	WG596058	06/11/12 12:21

Analyte	Units	Result	Duplicate		RPD	Limit	Ref Samp	Batch
			Duplicate					
Mercury	mg/l	0	0	0	0	20	L577793-04	WG595586
Mercury, Dissolved	mg/l	0	0	0	0	20	L577243-05	WG595170
Antimony	mg/l	0	0.000580	NA	NA	20	L577357-02	WG595894
Arsenic	mg/l	0.00390	0.00349	10.6	10.6	20	L577357-02	WG595894
Beryllium	mg/l	0	0	0	0	20	L577357-02	WG595894
Cadmium	mg/l	0	0	0	0	20	L577357-02	WG595894
Chromium	mg/l	0.00600	0.00611	0.987	0.987	20	L577357-02	WG595894
Copper	mg/l	0.00760	0.00723	4.33	4.33	20	L577357-02	WG595894
Lead	mg/l	0.00310	0.00292	6.30	6.30	20	L577357-02	WG595894
Nickel	mg/l	0.0170	0.0183	5.04	5.04	20	L577357-02	WG595894
Selenium	mg/l	0.0220	0.0214	2.76	2.76	20	L577357-02	WG595894
Silver	mg/l	0	0.000180	NA	NA	20	L577357-02	WG595894
Thallium	mg/l	0	0.0000400	NA	NA	20	L577357-02	WG595894
Zinc	mg/l	0.0220	0.0192	12.7	12.7	20	L577357-02	WG595894
Antimony, Dissolved	mg/l	0	0	0	0	20	L577358-06	WG595893
Arsenic, Dissolved	mg/l	0.00610	0	NA	NA	20	L577358-06	WG595893
Beryllium, Dissolved	mg/l	0	0	0	0	20	L577358-06	WG595893
Cadmium, Dissolved	mg/l	0	0	0	0	20	L577358-06	WG595893
Chromium, Dissolved	mg/l	0.0190	0	NA	NA	20	L577358-06	WG595893
Copper, Dissolved	mg/l	0	0	0	0	20	L577358-06	WG595893
Lead, Dissolved	mg/l	0	0	0	0	20	L577358-06	WG595893
Nickel, Dissolved	mg/l	0.0560	0	NA	NA	20	L577358-06	WG595893
Silver, Dissolved	mg/l	0	0	0	0	20	L577358-06	WG595893
Thallium, Dissolved	mg/l	0	0	0	0	20	L577358-06	WG595893
Zinc, Dissolved	mg/l	0	0	0	0	20	L577358-06	WG595893
Selenium, Dissolved	mg/l	0.0190	0.0192	0.519	0.519	20	L577940-16	WG596117
Antimony	mg/l	0	0.000190	NA	NA	20	L577940-16	WG596112
Arsenic	mg/l	0.0840	0.0820	2.53	2.53	20	L577940-16	WG596112
Beryllium	mg/l	0	0	0	0	20	L577940-16	WG596112
Cadmium	mg/l	0	0	0	0	20	L577940-16	WG596112
Chromium	mg/l	0.00200	0.00226	10.7	10.7	20	L577940-16	WG596112

* Performance of this Analyte is outside of established criteria.

For additional information, please see Attachment A 'List of Analytes with QC Qualifiers.'



YOUR LAB OF CHOICE

Jeld-Wen
Chris Kramer (SLR)
1800 Blankenship Road, Suite 440
West Linn, OR 97068

Quality Assurance Report
Level II

L577797

12065 Lebanon Rd.
Mt. Juliet, TN 37122
(615) 758-5858
1-800-767-5859
Fax (615) 758-5859

Tax I.D. 62-0814289

Est. 1970

June 12, 2012

Analyte	Units	Duplicate		RPD	Limit	Ref Samp	Batch
		Result	Duplicate				
Copper	mg/l	0.00260	0.00290	10.9	20	L577940-16	WG596112
Lead	mg/l	0.00160	0.00162	4.42	20	L577940-16	WG596112
Nickel	mg/l	0.0100	0.0106	3.85	20	L577940-16	WG596112
Selenium	mg/l	0.0120	0.0111	11.9	20	L577940-16	WG596112
Silver	mg/l	0	0.000640	NA	20	L577940-16	WG596112
Thallium	mg/l	0	0	0	20	L577940-16	WG596112
Zinc	mg/l	0.0360	0.0393	7.39	20	L577940-16	WG596112

Analyte	Units	Laboratory Control Sample		% Rec	Limit	Batch
		Known Val	Result			
Gasoline Range Organics-NWTPH a,a,a-Trifluorotoluene(FID)	mg/l	5.5	6.05	110. 109.8	70-124 62-128	WG595510 WG595510
Mercury	mg/l	.003	0.00279	93.0	85-115	WG595586
Mercury,Dissolved	mg/l	.003	0.00303	101.	85-115	WG595170
Gasoline Range Organics-NWTPH a,a,a-Trifluorotoluene(FID)	mg/l	5.5	6.55	119. 106.0	70-124 62-128	WG595636 WG595636
1,1,1-Trichloroethane	mg/l	.025	0.0244	97.6	71-126	WG595755
1,1,2,2-Tetrachloroethane	mg/l	.025	0.0238	95.4	78-130	WG595755
1,1,2-Trichloroethane	mg/l	.025	0.0251	100.	81-121	WG595755
1,1,2-Trichlorotrifluoroethane	mg/l	.025	0.0245	97.9	53-143	WG595755
1,1-Dichloroethane	mg/l	.025	0.0252	101.	73-123	WG595755
1,1-Dichloroethene	mg/l	.025	0.0235	94.2	54-134	WG595755
1,2,3-Trichlorobenzene	mg/l	.025	0.0202	80.9	77-130	WG595755
1,2,4-Trichlorobenzene	mg/l	.025	0.0208	83.3	76-127	WG595755
1,2-Dibromo-3-Chloropropane	mg/l	.025	0.0199	79.5	55-142	WG595755
1,2-Dibromoethane	mg/l	.025	0.0241	96.4	78-124	WG595755
1,2-Dichlorobenzene	mg/l	.025	0.0230	92.0	82-121	WG595755
1,2-Dichloroethane	mg/l	.025	0.0249	99.7	69-128	WG595755
1,2-Dichloropropane	mg/l	.025	0.0261	105.	77-121	WG595755
1,3-Dichlorobenzene	mg/l	.025	0.0237	94.8	77-127	WG595755
1,4-Dichlorobenzene	mg/l	.025	0.0229	91.8	79-117	WG595755
2-Butanone (MEK)	mg/l	.125	0.122	97.4	58-144	WG595755
2-Hexanone	mg/l	.125	0.121	96.4	62-144	WG595755
4-Methyl-2-pentanone (MIBK)	mg/l	.125	0.124	99.4	58-147	WG595755
Acetone	mg/l	.125	0.0934	74.7	49-153	WG595755
Benzene	mg/l	.025	0.0254	101.	72-119	WG595755
Bromochloromethane	mg/l	.025	0.0257	103.	79-124	WG595755
Bromodichloromethane	mg/l	.025	0.0264	106.	75-127	WG595755
Bromoform	mg/l	.025	0.0235	94.2	61-136	WG595755
Bromomethane	mg/l	.025	0.0237	94.7	42-172	WG595755
Carbon disulfide	mg/l	.025	0.0285	114.	19-150	WG595755
Carbon tetrachloride	mg/l	.025	0.0237	94.9	63-129	WG595755
Chlorobenzene	mg/l	.025	0.0252	101.	78-123	WG595755
Chlorodibromomethane	mg/l	.025	0.0247	99.0	73-128	WG595755
Chloroethane	mg/l	.025	0.0241	96.2	52-164	WG595755
Chloroform	mg/l	.025	0.0250	100.	76-122	WG595755
Chloromethane	mg/l	.025	0.0250	100.	50-141	WG595755
cis-1,2-Dichloroethene	mg/l	.025	0.0250	100.	75-121	WG595755
cis-1,3-Dichloropropene	mg/l	.025	0.0268	107.	74-124	WG595755
Dichlorodifluoromethane	mg/l	.025	0.0273	109.	33-123	WG595755

* Performance of this Analyte is outside of established criteria.

For additional information, please see Attachment A 'List of Analytes with QC Qualifiers.'



YOUR LAB OF CHOICE

Jeld-Wen
Chris Kramer (SLR)
1800 Blankenship Road, Suite 440
West Linn, OR 97068

Quality Assurance Report
Level II

L577797

12065 Lebanon Rd.
Mt. Juliet, TN 37122
(615) 758-5858
1-800-767-5859
Fax (615) 758-5859

Tax I.D. 62-0814289

Est. 1970

June 12, 2012

Analyte	Units	Laboratory Control Sample		% Rec	Limit	Batch
		Known Val	Result			
Ethylbenzene	mg/l	.025	0.0257	103.	77-124	WG595755
Isopropylbenzene	mg/l	.025	0.0254	102.	74-126	WG595755
Methyl tert-butyl ether	mg/l	.025	0.0255	102.	67-127	WG595755
Methylene Chloride	mg/l	.025	0.0284	113.	67-122	WG595755
n-Propylbenzene	mg/l	.025	0.0243	97.1	77-125	WG595755
Styrene	mg/l	.025	0.0243	97.4	69-145	WG595755
Tetrachloroethene	mg/l	.025	0.0239	95.7	69-131	WG595755
Toluene	mg/l	.025	0.0264	106.	75-114	WG595755
trans-1,2-Dichloroethene	mg/l	.025	0.0242	96.9	63-127	WG595755
Trichloroethene	mg/l	.025	0.0253	101.	75-121	WG595755
Trichlorofluoromethane	mg/l	.025	0.0231	92.3	53-161	WG595755
Vinyl chloride	mg/l	.025	0.0240	95.8	55-142	WG595755
Xylenes, Total	mg/l	.075	0.0757	101.	77-123	WG595755
4-Bromofluorobenzene				105.0	82-120	WG595755
Dibromofluoromethane				101.1	82-126	WG595755
Toluene-d8				108.8	92-112	WG595755
Antimony	mg/l	.0567	0.0581	102.	85-115	WG595894
Arsenic	mg/l	.0567	0.0581	102.	85-115	WG595894
Beryllium	mg/l	.0567	0.0572	101.	85-115	WG595894
Cadmium	mg/l	.0567	0.0574	101.	85-115	WG595894
Chromium	mg/l	.0567	0.0595	105.	85-115	WG595894
Copper	mg/l	.0567	0.0604	107.	85-115	WG595894
Lead	mg/l	.0567	0.0636	112.	85-115	WG595894
Nickel	mg/l	.0567	0.0602	106.	85-115	WG595894
Selenium	mg/l	.0567	0.0572	101.	85-115	WG595894
Silver	mg/l	.0567	0.0598	105.	85-115	WG595894
Thallium	mg/l	.0567	0.0636	112.	85-115	WG595894
Zinc	mg/l	.0567	0.0599	106.	85-115	WG595894
Antimony, Dissolved	mg/l	.0567	0.0633	112.	85-115	WG595893
Arsenic, Dissolved	mg/l	.0567	0.0604	107.	85-115	WG595893
Beryllium, Dissolved	mg/l	.0567	0.0609	107.	85-115	WG595893
Cadmium, Dissolved	mg/l	.0567	0.0602	106.	85-115	WG595893
Chromium, Dissolved	mg/l	.0567	0.0606	107.	85-115	WG595893
Copper, Dissolved	mg/l	.0567	0.0611	108.	85-115	WG595893
Lead, Dissolved	mg/l	.0567	0.0639	113.	85-115	WG595893
Nickel, Dissolved	mg/l	.0567	0.0613	108.	85-115	WG595893
Silver, Dissolved	mg/l	.0567	0.0612	108.	85-115	WG595893
Thallium, Dissolved	mg/l	.0567	0.0620	109.	85-115	WG595893
Zinc, Dissolved	mg/l	.0567	0.0652	115.	85-115	WG595893
trans-1,3-Dichloropropene	mg/l	.025	0.0229	91.7	69-124	WG596109
4-Bromofluorobenzene				100.1	82-120	WG596109
Dibromofluoromethane				99.85	82-126	WG596109
Toluene-d8				101.7	92-112	WG596109
Selenium, Dissolved	mg/l	.0567	0.0487	85.9	85-115	WG596117
Diesel Range Organics (DRO)	mg/l	.75	0.882	118.	50-150	WG596059
Residual Range Organics (RRO)	mg/l	.75	0.910	121.	50-150	WG596059
o-Terphenyl				118.8	50-150	WG596059

* Performance of this Analyte is outside of established criteria.
For additional information, please see Attachment A 'List of Analytes with QC Qualifiers.'



YOUR LAB OF CHOICE

Jeld-Wen
Chris Kramer (SLR)
1800 Blankenship Road, Suite 440
West Linn, OR 97068

Quality Assurance Report
Level II

L577797

12065 Lebanon Rd.
Mt. Juliet, TN 37122
(615) 758-5858
1-800-767-5859
Fax (615) 758-5859

Tax I.D. 62-0814289

Est. 1970

June 12, 2012

Analyte	Units	Laboratory Control Sample		% Rec	Limit	Batch
		Known Val	Result			
Antimony	mg/l	.0567	0.0536	94.5	85-115	WG596112
Arsenic	mg/l	.0567	0.0528	93.1	85-115	WG596112
Beryllium	mg/l	.0567	0.0524	92.4	85-115	WG596112
Cadmium	mg/l	.0567	0.0513	90.5	85-115	WG596112
Chromium	mg/l	.0567	0.0520	91.7	85-115	WG596112
Copper	mg/l	.0567	0.0530	93.5	85-115	WG596112
Lead	mg/l	.0567	0.0532	93.8	85-115	WG596112
Nickel	mg/l	.0567	0.0522	92.1	85-115	WG596112
Selenium	mg/l	.0567	0.0519	91.5	85-115	WG596112
Silver	mg/l	.0567	0.0518	91.4	85-115	WG596112
Thallium	mg/l	.0567	0.0527	92.9	85-115	WG596112
Zinc	mg/l	.0567	0.0567	100.	85-115	WG596112
Diesel	mg/l	.75	0.499	66.6	50-150	WG596058
Motor Oil	mg/l	.75	0.646	86.2	50-150	WG596058
o-Terphenyl				60.52	50-150	WG596058

Analyte	Units	Laboratory Control Sample Duplicate			Limit	RPD	Limit	Batch
		Result	Ref	%Rec				
Gasoline Range Organics-NWTPH a,a,a-Trifluorotoluene(FID)	mg/l	6.10	6.05	111. 109.5	70-124 62-128	0.890	20	WG595510 WG595510
Gasoline Range Organics-NWTPH a,a,a-Trifluorotoluene(FID)	mg/l	6.62	6.55	120. 105.8	70-124 62-128	1.01	20	WG595636 WG595636
1,1,1-Trichloroethane	mg/l	0.0242	0.0244	97.0	71-126	0.870	20	WG595755
1,1,2,2-Tetrachloroethane	mg/l	0.0240	0.0238	96.0	78-130	0.680	20	WG595755
1,1,2-Trichloroethane	mg/l	0.0246	0.0251	98.0	81-121	1.89	20	WG595755
1,1,2-Trichlorotrifluoroethane	mg/l	0.0253	0.0245	101.	53-143	3.23	20	WG595755
1,1-Dichloroethane	mg/l	0.0250	0.0252	100.	73-123	0.790	20	WG595755
1,1-Dichloroethene	mg/l	0.0242	0.0235	97.0	54-134	2.83	20	WG595755
1,2,3-Trichlorobenzene	mg/l	0.0203	0.0202	81.0	77-130	0.250	20	WG595755
1,2,4-Trichlorobenzene	mg/l	0.0204	0.0208	81.0	76-127	2.21	20	WG595755
1,2-Dibromo-3-Chloropropane	mg/l	0.0226	0.0199	90.0	55-142	12.6	20	WG595755
1,2-Dibromoethane	mg/l	0.0237	0.0241	95.0	78-124	1.52	20	WG595755
1,2-Dichlorobenzene	mg/l	0.0226	0.0230	90.0	82-121	1.88	20	WG595755
1,2-Dichloroethane	mg/l	0.0254	0.0249	102.	69-128	1.94	20	WG595755
1,2-Dichloropropane	mg/l	0.0252	0.0261	101.	77-121	3.45	20	WG595755
1,3-Dichlorobenzene	mg/l	0.0223	0.0237	89.0	77-127	5.91	20	WG595755
1,4-Dichlorobenzene	mg/l	0.0224	0.0229	90.0	79-117	2.38	20	WG595755
2-Butanone (MEK)	mg/l	0.155	0.122	124.	58-144	24.3*	20	WG595755
2-Hexanone	mg/l	0.124	0.121	99.0	62-144	2.62	20	WG595755
4-Methyl-2-pentanone (MIBK)	mg/l	0.133	0.124	107.	58-147	7.13	20	WG595755
Acetone	mg/l	0.124	0.0934	100.	49-153	28.6*	20	WG595755
Benzene	mg/l	0.0253	0.0254	101.	72-119	0.250	20	WG595755
Bromochloromethane	mg/l	0.0262	0.0257	105.	79-124	2.22	20	WG595755
Bromodichloromethane	mg/l	0.0256	0.0264	102.	75-127	3.27	20	WG595755
Bromoform	mg/l	0.0236	0.0235	94.0	61-136	0.240	20	WG595755
Bromomethane	mg/l	0.0239	0.0237	96.0	42-172	0.830	20	WG595755
Carbon disulfide	mg/l	0.0283	0.0285	113.	19-150	0.740	20	WG595755
Carbon tetrachloride	mg/l	0.0243	0.0237	97.0	63-129	2.53	20	WG595755
Chlorobenzene	mg/l	0.0236	0.0252	94.0	78-123	6.74	20	WG595755
Chlorodibromomethane	mg/l	0.0237	0.0247	95.0	73-128	4.48	20	WG595755
Chloroethane	mg/l	0.0238	0.0241	95.0	52-164	0.990	20	WG595755
Chloroform	mg/l	0.0250	0.0250	100.	76-122	0.240	20	WG595755

* Performance of this Analyte is outside of established criteria.
For additional information, please see Attachment A 'List of Analytes with QC Qualifiers.'



YOUR LAB OF CHOICE

Jeld-Wen
Chris Kramer (SLR)
1800 Blankenship Road, Suite 440
West Linn, OR 97068

Quality Assurance Report
Level II

L577797

12065 Lebanon Rd.
Mt. Juliet, TN 37122
(615) 758-5858
1-800-767-5859
Fax (615) 758-5859

Tax I.D. 62-0814289

Est. 1970

June 12, 2012

Analyte	Units	Laboratory Control		Sample Duplicate		Limit	RPD	Limit	Batch
		Result	Ref	%Rec					
Chloromethane	mg/l	0.0250	0.0250	100.		50-141	0.0500	20	WG595755
cis-1,2-Dichloroethene	mg/l	0.0257	0.0250	103.		75-121	2.74	20	WG595755
cis-1,3-Dichloropropene	mg/l	0.0261	0.0268	104.		74-124	2.66	20	WG595755
Dichlorodifluoromethane	mg/l	0.0274	0.0273	110.		33-123	0.380	20	WG595755
Ethylbenzene	mg/l	0.0245	0.0257	98.0		77-124	5.02	20	WG595755
Isopropylbenzene	mg/l	0.0242	0.0254	97.0		74-126	5.04	20	WG595755
Methyl tert-butyl ether	mg/l	0.0270	0.0255	108.		67-127	5.82	20	WG595755
Methylene Chloride	mg/l	0.0278	0.0284	111.		67-122	1.93	20	WG595755
n-Propylbenzene	mg/l	0.0229	0.0243	91.0		77-125	5.95	20	WG595755
Styrene	mg/l	0.0234	0.0243	94.0		69-145	3.81	20	WG595755
Tetrachloroethene	mg/l	0.0226	0.0239	90.0		69-131	5.74	20	WG595755
Toluene	mg/l	0.0257	0.0264	103.		75-114	2.91	20	WG595755
trans-1,2-Dichloroethene	mg/l	0.0240	0.0242	96.0		63-127	0.870	20	WG595755
Trichloroethene	mg/l	0.0245	0.0253	98.0		75-121	3.00	20	WG595755
Trichlorofluoromethane	mg/l	0.0235	0.0231	94.0		53-161	1.82	20	WG595755
Vinyl chloride	mg/l	0.0239	0.0240	96.0		55-142	0.150	20	WG595755
Xylenes, Total	mg/l	0.0701	0.0757	93.0		77-123	7.70	20	WG595755
4-Bromofluorobenzene				101.3		82-120			WG595755
Dibromofluoromethane				104.6		82-126			WG595755
Toluene-d8				107.4		92-112			WG595755
trans-1,3-Dichloropropene	mg/l	0.0227	0.0229	91.0		69-124	0.820	20	WG596109
4-Bromofluorobenzene				100.1		82-120			WG596109
Dibromofluoromethane				98.63		82-126			WG596109
Toluene-d8				101.1		92-112			WG596109
Diesel Range Organics (DRO)	mg/l	0.741	0.882	99.0		50-150	17.3	20	WG596059
Residual Range Organics (RRO)	mg/l	0.831	0.910	111.		50-150	9.00	20	WG596059
o-Terphenyl				116.9		50-150			WG596059
Diesel	mg/l	0.448	0.499	60.0		50-150	10.9	20	WG596058
Motor Oil	mg/l	0.584	0.646	78.0		50-150	10.1	25	WG596058
o-Terphenyl				57.23		50-150			WG596058

Analyte	Units	Matrix Spike			% Rec	Limit	Ref Samp	Batch
		MS Res	Ref Res	TV				
Gasoline Range Organics-NWTPH	mg/l	6.46	0.0123	5.5	117.	58-122	L577671-01	WG595510
a,a,a-Trifluorotoluene(FID)					110.1	62-128		WG595510
Mercury	mg/l	0.00277	0	.003	92.3	70-130	L577793-04	WG595586
Mercury,Dissolved	mg/l	0.00282	0	.003	94.0	70-130	L577243-05	WG595170
Gasoline Range Organics-NWTPH	mg/l	6.39	0	5.5	116.	58-122	L577797-03	WG595636
a,a,a-Trifluorotoluene(FID)					105.0	62-128		WG595636
1,1,1-Trichloroethane	mg/l	0.0250	0	.025	100.	58-137	L577879-01	WG595755
1,1,2,2-Tetrachloroethane	mg/l	0.0205	0	.025	81.8	64-149	L577879-01	WG595755
1,1,2-Trichloroethane	mg/l	0.0217	0	.025	87.0	73-128	L577879-01	WG595755
1,1,2-Trichlorotrifluoroethane	mg/l	0.0271	0	.025	108.	46-159	L577879-01	WG595755
1,1-Dichloroethane	mg/l	0.0242	0	.025	96.8	58-133	L577879-01	WG595755

* Performance of this Analyte is outside of established criteria.

For additional information, please see Attachment A 'List of Analytes with QC Qualifiers.'



YOUR LAB OF CHOICE

Jeld-Wen
Chris Kramer (SLR)
1800 Blankenship Road, Suite 440
West Linn, OR 97068

Quality Assurance Report
Level II

L577797

12065 Lebanon Rd.
Mt. Juliet, TN 37122
(615) 758-5858
1-800-767-5859
Fax (615) 758-5859

Tax I.D. 62-0814289

Est. 1970

June 12, 2012

Analyte	Units	MS Res	Matrix Spike		% Rec	Limit	Ref Samp	Batch
			Ref Res	TV				
1,1-Dichloroethene	mg/l	0.0255	0	.025	102.	32-152	L577879-01	WG595755
1,2,3-Trichlorobenzene	mg/l	0.0188	0	.025	75.1	68-135	L577879-01	WG595755
1,2,4-Trichlorobenzene	mg/l	0.0191	0	.025	76.4	67-133	L577879-01	WG595755
1,2-Dibromo-3-Chloropropane	mg/l	0.0181	0	.025	72.5	55-148	L577879-01	WG595755
1,2-Dibromoethane	mg/l	0.0210	0	.025	84.1	71-129	L577879-01	WG595755
1,2-Dichlorobenzene	mg/l	0.0202	0	.025	80.6	75-125	L577879-01	WG595755
1,2-Dichloroethane	mg/l	0.0227	0	.025	90.8	59-135	L577879-01	WG595755
1,2-Dichloropropane	mg/l	0.0234	0	.025	93.7	68-126	L577879-01	WG595755
1,3-Dichlorobenzene	mg/l	0.0209	0	.025	83.6	69-131	L577879-01	WG595755
1,4-Dichlorobenzene	mg/l	0.0212	0	.025	84.9	70-123	L577879-01	WG595755
2-Butanone (MEK)	mg/l	0.123	0	.125	98.5	51-149	L577879-01	WG595755
2-Hexanone	mg/l	0.109	0	.125	87.1	58-148	L577879-01	WG595755
4-Methyl-2-pentanone (MIBK)	mg/l	0.114	0	.125	91.5	53-154	L577879-01	WG595755
Acetone	mg/l	0.0915	0	.125	73.2	34-146	L577879-01	WG595755
Benzene	mg/l	0.0243	0	.025	97.4	51-134	L577879-01	WG595755
Bromochloromethane	mg/l	0.0229	0	.025	91.4	67-131	L577879-01	WG595755
Bromodichloromethane	mg/l	0.0235	0	.025	94.2	67-132	L577879-01	WG595755
Bromoform	mg/l	0.0213	0	.025	85.2	59-137	L577879-01	WG595755
Bromomethane	mg/l	0.0223	0	.025	89.1	23-177	L577879-01	WG595755
Carbon disulfide	mg/l	0.0287	0	.025	115.	10-165	L577879-01	WG595755
Carbon tetrachloride	mg/l	0.0259	0	.025	104.	49-140	L577879-01	WG595755
Chlorobenzene	mg/l	0.0222	0	.025	88.9	69-126	L577879-01	WG595755
Chlorodibromomethane	mg/l	0.0211	0	.025	84.3	68-130	L577879-01	WG595755
Chloroethane	mg/l	0.0236	0	.025	94.2	32-177	L577879-01	WG595755
Chloroform	mg/l	0.0251	0.00110	.025	96.2	64-130	L577879-01	WG595755
Chloromethane	mg/l	0.0246	0	.025	98.4	27-155	L577879-01	WG595755
cis-1,2-Dichloroethene	mg/l	0.0239	0	.025	95.8	54-137	L577879-01	WG595755
cis-1,3-Dichloropropene	mg/l	0.0243	0	.025	97.3	63-127	L577879-01	WG595755
Dichlorodifluoromethane	mg/l	0.0298	0	.025	119.	16-188	L577879-01	WG595755
Ethylbenzene	mg/l	0.0236	0	.025	94.3	64-135	L577879-01	WG595755
Isopropylbenzene	mg/l	0.0237	0	.025	94.6	62-134	L577879-01	WG595755
Methyl tert-butyl ether	mg/l	0.0235	0	.025	94.1	55-136	L577879-01	WG595755
Methylene Chloride	mg/l	0.0243	0	.025	97.0	52-130	L577879-01	WG595755
n-Propylbenzene	mg/l	0.0227	0	.025	90.6	62-137	L577879-01	WG595755
Styrene	mg/l	0.0219	0	.025	87.6	58-152	L577879-01	WG595755
Tetrachloroethene	mg/l	0.0233	0	.025	93.2	56-139	L577879-01	WG595755
Toluene	mg/l	0.0246	0	.025	98.5	61-126	L577879-01	WG595755
trans-1,2-Dichloroethene	mg/l	0.0237	0	.025	94.7	34-137	L577879-01	WG595755
Trichloroethene	mg/l	0.0249	0	.025	99.6	40-155	L577879-01	WG595755
Trichlorofluoromethane	mg/l	0.0253	0	.025	101.	35-177	L577879-01	WG595755
Vinyl chloride	mg/l	0.0255	0	.025	102.	32-159	L577879-01	WG595755
Xylenes, Total	mg/l	0.0682	0	.075	90.9	64-133	L577879-01	WG595755
4-Bromofluorobenzene					101.8	82-120		WG595755
Dibromofluoromethane					104.6	82-126		WG595755
Toluene-d8					109.8	92-112		WG595755
Antimony	mg/l	0.0625	0.000580	.0567	109.	75-125	L577357-02	WG595894
Arsenic	mg/l	0.0664	0.00349	.0567	111.	75-125	L577357-02	WG595894
Beryllium	mg/l	0.0589	0	.0567	104.	75-125	L577357-02	WG595894
Cadmium	mg/l	0.0624	0	.0567	110.	75-125	L577357-02	WG595894
Chromium	mg/l	0.0649	0.00611	.0567	104.	75-125	L577357-02	WG595894
Copper	mg/l	0.0626	0.00723	.0567	97.6	75-125	L577357-02	WG595894
Lead	mg/l	0.0620	0.00292	.0567	104.	75-125	L577357-02	WG595894
Nickel	mg/l	0.0740	0.0183	.0567	98.2	75-125	L577357-02	WG595894
Selenium	mg/l	0.0869	0.0214	.0567	116.	75-125	L577357-02	WG595894
Silver	mg/l	0.0581	0.000180	.0567	102.	75-125	L577357-02	WG595894
Thallium	mg/l	0.0584	0.0000400	.0567	103.	75-125	L577357-02	WG595894
Zinc	mg/l	0.0794	0.0192	.0567	106.	75-125	L577357-02	WG595894

* Performance of this Analyte is outside of established criteria.

For additional information, please see Attachment A 'List of Analytes with QC Qualifiers.'



YOUR LAB OF CHOICE

Jeld-Wen
Chris Kramer (SLR)
1800 Blankenship Road, Suite 440
West Linn, OR 97068

Quality Assurance Report
Level II

L577797

12065 Lebanon Rd.
Mt. Juliet, TN 37122
(615) 758-5858
1-800-767-5859
Fax (615) 758-5859

Tax I.D. 62-0814289

Est. 1970

June 12, 2012

Analyte	Units	MS Res	Matrix Spike		% Rec	Limit	Ref Samp	Batch
			Ref Res	TV				
Antimony, Dissolved	mg/l	0.0694	0	.0567	122.	75-125	L577358-06	WG595893
Arsenic, Dissolved	mg/l	0.0786	0	.0567	139.*	75-125	L577358-06	WG595893
Beryllium, Dissolved	mg/l	0.0644	0	.0567	114.	75-125	L577358-06	WG595893
Cadmium, Dissolved	mg/l	0.0637	0	.0567	112.	75-125	L577358-06	WG595893
Chromium, Dissolved	mg/l	0.0767	0	.0567	135.*	75-125	L577358-06	WG595893
Copper, Dissolved	mg/l	0.0549	0	.0567	96.8	75-125	L577358-06	WG595893
Lead, Dissolved	mg/l	0.0603	0	.0567	106.	75-125	L577358-06	WG595893
Nickel, Dissolved	mg/l	0.109	0	.0567	192.*	75-125	L577358-06	WG595893
Silver, Dissolved	mg/l	0.0600	0	.0567	106.	75-125	L577358-06	WG595893
Thallium, Dissolved	mg/l	0.0587	0	.0567	104.	75-125	L577358-06	WG595893
Zinc, Dissolved	mg/l	0.0676	0	.0567	119.	75-125	L577358-06	WG595893
trans-1,3-Dichloropropene	mg/l	0.0233	0.000611	.025	90.8	59-130	L578035-07	WG596109
4-Bromofluorobenzene					101.4	82-120		WG596109
Dibromofluoromethane					101.1	82-126		WG596109
Toluene-d8					100.6	92-112		WG596109
Selenium, Dissolved	mg/l	0.0722	0.0192	.0567	93.5	75-125	L577940-16	WG596117
Antimony	mg/l	0.0550	0.000190	.0567	96.7	75-125	L577940-16	WG596112
Arsenic	mg/l	0.131	0.0820	.0567	86.4	75-125	L577940-16	WG596112
Beryllium	mg/l	0.0543	0	.0567	95.8	75-125	L577940-16	WG596112
Cadmium	mg/l	0.0526	0	.0567	92.8	75-125	L577940-16	WG596112
Chromium	mg/l	0.0482	0.00226	.0567	81.0	75-125	L577940-16	WG596112
Copper	mg/l	0.0456	0.00290	.0567	75.3	75-125	L577940-16	WG596112
Lead	mg/l	0.0521	0.00162	.0567	89.0	75-125	L577940-16	WG596112
Nickel	mg/l	0.0535	0.0106	.0567	75.7	75-125	L577940-16	WG596112
Selenium	mg/l	0.0593	0.0111	.0567	85.0	75-125	L577940-16	WG596112
Silver	mg/l	0.0504	0.000640	.0567	87.8	75-125	L577940-16	WG596112
Thallium	mg/l	0.0512	0	.0567	90.3	75-125	L577940-16	WG596112
Zinc	mg/l	0.0818	0.0393	.0567	75.0*	75-125	L577940-16	WG596112

Analyte	Units	MSD	Matrix Spike Duplicate		Limit	RPD	Limit	Ref Samp	Batch
			Ref	%Rec					
Gasoline Range Organics-NWTPH	mg/l	6.73	6.46	122.	58-122	4.10	20	L577671-01	WG595510
a,a,a-Trifluorotoluene(FID)				111.5	62-128				WG595510
Mercury	mg/l	0.00284	0.00277	94.7	70-130	2.50	20	L577793-04	WG595586
Mercury, Dissolved	mg/l	0.00282	0.00282	94.0	70-130	0	20	L577243-05	WG595170
Gasoline Range Organics-NWTPH	mg/l	6.54	6.39	119.	58-122	2.32	20	L577797-03	WG595636
a,a,a-Trifluorotoluene(FID)				105.0	62-128				WG595636
1,1,1-Trichloroethane	mg/l	0.0240	0.0250	96.1	58-137	3.98	20	L577879-01	WG595755
1,1,2,2-Tetrachloroethane	mg/l	0.0248	0.0205	99.3	64-149	19.3	20	L577879-01	WG595755
1,1,2-Trichloroethane	mg/l	0.0250	0.0217	100.	73-128	14.1	20	L577879-01	WG595755
1,1,2-Trichlorotrifluoroethane	mg/l	0.0259	0.0271	104.	46-159	4.69	21	L577879-01	WG595755
1,1-Dichloroethane	mg/l	0.0239	0.0242	95.6	58-133	1.24	20	L577879-01	WG595755
1,1-Dichloroethene	mg/l	0.0240	0.0255	96.2	32-152	6.00	20	L577879-01	WG595755
1,2,3-Trichlorobenzene	mg/l	0.0201	0.0188	80.6	68-135	7.03	20	L577879-01	WG595755

* Performance of this Analyte is outside of established criteria.
For additional information, please see Attachment A 'List of Analytes with QC Qualifiers.'



YOUR LAB OF CHOICE

Jeld-Wen
Chris Kramer (SLR)
1800 Blankenship Road, Suite 440
West Linn, OR 97068

Quality Assurance Report
Level II

L577797

12065 Lebanon Rd.
Mt. Juliet, TN 37122
(615) 758-5858
1-800-767-5859
Fax (615) 758-5859

Tax I.D. 62-0814289

Est. 1970

June 12, 2012

Analyte	Units	MSD	Matrix Spike Duplicate		Limit	RPD	Limit Ref	Samp	Batch
			Ref	%Rec					
1,2,4-Trichlorobenzene	mg/l	0.0205	0.0191	82.2	67-133	7.23	20	L577879-01	WG595755
1,2-Dibromo-3-Chloropropane	mg/l	0.0219	0.0181	87.5	55-148	18.7	22	L577879-01	WG595755
1,2-Dibromoethane	mg/l	0.0251	0.0210	100.	71-129	17.5	20	L577879-01	WG595755
1,2-Dichlorobenzene	mg/l	0.0214	0.0202	85.8	75-125	6.21	20	L577879-01	WG595755
1,2-Dichloroethane	mg/l	0.0244	0.0227	97.6	59-135	7.23	20	L577879-01	WG595755
1,2-Dichloropropane	mg/l	0.0249	0.0234	99.7	68-126	6.21	20	L577879-01	WG595755
1,3-Dichlorobenzene	mg/l	0.0226	0.0209	90.6	69-131	7.99	20	L577879-01	WG595755
1,4-Dichlorobenzene	mg/l	0.0220	0.0212	87.9	70-123	3.54	20	L577879-01	WG595755
2-Butanone (MEK)	mg/l	0.139	0.123	111.	51-149	12.3	22	L577879-01	WG595755
2-Hexanone	mg/l	0.138	0.109	110.	58-148	23.8	24	L577879-01	WG595755
4-Methyl-2-pentanone (MIBK)	mg/l	0.135	0.114	108.	53-154	16.5	21	L577879-01	WG595755
Acetone	mg/l	0.0965	0.0915	77.2	34-146	5.32	22	L577879-01	WG595755
Benzene	mg/l	0.0245	0.0243	98.0	51-134	0.700	20	L577879-01	WG595755
Bromochloromethane	mg/l	0.0246	0.0229	98.3	67-131	7.26	20	L577879-01	WG595755
Bromodichloromethane	mg/l	0.0249	0.0235	99.7	67-132	5.70	20	L577879-01	WG595755
Bromoform	mg/l	0.0246	0.0213	98.6	59-137	14.5	20	L577879-01	WG595755
Bromomethane	mg/l	0.0225	0.0223	90.0	23-177	0.980	21	L577879-01	WG595755
Carbon disulfide	mg/l	0.0278	0.0287	111.	10-165	3.17	22	L577879-01	WG595755
Carbon tetrachloride	mg/l	0.0243	0.0259	97.4	49-140	6.23	20	L577879-01	WG595755
Chlorobenzene	mg/l	0.0244	0.0222	97.7	69-126	9.42	20	L577879-01	WG595755
Chlorodibromomethane	mg/l	0.0242	0.0211	97.0	68-130	14.0	20	L577879-01	WG595755
Chloroethane	mg/l	0.0234	0.0236	93.5	32-177	0.720	21	L577879-01	WG595755
Chloroform	mg/l	0.0253	0.0251	96.9	64-130	0.680	20	L577879-01	WG595755
Chloromethane	mg/l	0.0247	0.0246	98.9	27-155	0.520	20	L577879-01	WG595755
cis-1,2-Dichloroethene	mg/l	0.0238	0.0239	95.0	54-137	0.770	20	L577879-01	WG595755
cis-1,3-Dichloropropene	mg/l	0.0257	0.0243	103.	63-127	5.46	20	L577879-01	WG595755
Dichlorodifluoromethane	mg/l	0.0279	0.0298	112.	16-188	6.44	22	L577879-01	WG595755
Ethylbenzene	mg/l	0.0251	0.0236	100.	64-135	6.27	20	L577879-01	WG595755
Isopropylbenzene	mg/l	0.0251	0.0237	100.	62-134	5.93	20	L577879-01	WG595755
Methyl tert-butyl ether	mg/l	0.0245	0.0235	98.0	55-136	4.04	20	L577879-01	WG595755
Methylene Chloride	mg/l	0.0251	0.0243	100.	52-130	3.53	20	L577879-01	WG595755
n-Propylbenzene	mg/l	0.0242	0.0227	96.9	62-137	6.69	20	L577879-01	WG595755
Styrene	mg/l	0.0240	0.0219	95.9	58-152	9.09	20	L577879-01	WG595755
Tetrachloroethene	mg/l	0.0240	0.0233	96.2	56-139	3.17	20	L577879-01	WG595755
Toluene	mg/l	0.0256	0.0246	102.	61-126	3.86	20	L577879-01	WG595755
trans-1,2-Dichloroethene	mg/l	0.0236	0.0237	94.3	34-137	0.350	20	L577879-01	WG595755
Trichloroethene	mg/l	0.0247	0.0249	98.6	40-155	0.980	20	L577879-01	WG595755
Trichlorofluoromethane	mg/l	0.0241	0.0253	96.5	35-177	4.70	23	L577879-01	WG595755
Vinyl chloride	mg/l	0.0245	0.0255	98.2	32-159	3.85	21	L577879-01	WG595755
Xylenes, Total	mg/l	0.0727	0.0682	97.0	64-133	6.44	20	L577879-01	WG595755
4-Bromofluorobenzene				105.2	82-120				WG595755
Dibromofluoromethane				100.5	82-126				WG595755
Toluene-d8				107.8	92-112				WG595755
Antimony	mg/l	0.0624	0.0625	109.	75-125	0.160	20	L577357-02	WG595894
Arsenic	mg/l	0.0660	0.0664	110.	75-125	0.604	20	L577357-02	WG595894
Beryllium	mg/l	0.0609	0.0589	107.	75-125	3.34	20	L577357-02	WG595894
Cadmium	mg/l	0.0636	0.0624	112.	75-125	1.90	20	L577357-02	WG595894
Chromium	mg/l	0.0649	0.0649	104.	75-125	0	20	L577357-02	WG595894
Copper	mg/l	0.0622	0.0626	96.9	75-125	0.641	20	L577357-02	WG595894
Lead	mg/l	0.0624	0.0620	105.	75-125	0.643	20	L577357-02	WG595894
Nickel	mg/l	0.0752	0.0740	100.	75-125	1.61	20	L577357-02	WG595894
Selenium	mg/l	0.0848	0.0869	112.	75-125	2.45	20	L577357-02	WG595894
Silver	mg/l	0.0599	0.0581	105.	75-125	3.05	20	L577357-02	WG595894
Thallium	mg/l	0.0592	0.0584	104.	75-125	1.36	20	L577357-02	WG595894
Zinc	mg/l	0.0803	0.0794	108.	75-125	1.13	20	L577357-02	WG595894

* Performance of this Analyte is outside of established criteria.
For additional information, please see Attachment A 'List of Analytes with QC Qualifiers.'



YOUR LAB OF CHOICE

Jeld-Wen
 Chris Kramer (SLR)
 1800 Blankenship Road, Suite 440
 West Linn, OR 97068

Quality Assurance Report
 Level II

L577797

12065 Lebanon Rd.
 Mt. Juliet, TN 37122
 (615) 758-5858
 1-800-767-5859
 Fax (615) 758-5859

Tax I.D. 62-0814289

Est. 1970

June 12, 2012

Analyte	Units	MSD	Matrix Spike Duplicate		Limit	RPD	Limit	Ref Samp	Batch
			Ref	%Rec					
Antimony, Dissolved	mg/l	0.0684	0.0694	121.	75-125	1.45	20	L577358-06	WG595893
Arsenic, Dissolved	mg/l	0.0790	0.0786	139.*	75-125	0.508	20	L577358-06	WG595893
Beryllium, Dissolved	mg/l	0.0635	0.0644	112.	75-125	1.41	20	L577358-06	WG595893
Cadmium, Dissolved	mg/l	0.0635	0.0637	112.	75-125	0.314	20	L577358-06	WG595893
Chromium, Dissolved	mg/l	0.0757	0.0767	134.*	75-125	1.31	20	L577358-06	WG595893
Copper, Dissolved	mg/l	0.0550	0.0549	97.0	75-125	0.182	20	L577358-06	WG595893
Lead, Dissolved	mg/l	0.0599	0.0603	106.	75-125	0.666	20	L577358-06	WG595893
Nickel, Dissolved	mg/l	0.111	0.109	196.*	75-125	1.82	20	L577358-06	WG595893
Silver, Dissolved	mg/l	0.0605	0.0600	107.	75-125	0.830	20	L577358-06	WG595893
Thallium, Dissolved	mg/l	0.0584	0.0587	103.	75-125	0.512	20	L577358-06	WG595893
Zinc, Dissolved	mg/l	0.0664	0.0676	117.	75-125	1.79	20	L577358-06	WG595893
trans-1,3-Dichloropropene	mg/l	0.0234	0.0233	91.0	59-130	0.190	20	L578035-07	WG596109
4-Bromofluorobenzene				103.4	82-120				WG596109
Dibromofluoromethane				99.71	82-126				WG596109
Toluene-d8				101.8	92-112				WG596109
Selenium, Dissolved	mg/l	0.0726	0.0722	94.2	75-125	0.552	20	L577940-16	WG596117
Antimony	mg/l	0.0551	0.0550	96.8	75-125	0.182	20	L577940-16	WG596112
Arsenic	mg/l	0.132	0.131	88.2	75-125	0.760	20	L577940-16	WG596112
Beryllium	mg/l	0.0536	0.0543	94.5	75-125	1.30	20	L577940-16	WG596112
Cadmium	mg/l	0.0531	0.0526	93.6	75-125	0.946	20	L577940-16	WG596112
Chromium	mg/l	0.0483	0.0482	81.2	75-125	0.207	20	L577940-16	WG596112
Copper	mg/l	0.0457	0.0456	75.5	75-125	0.219	20	L577940-16	WG596112
Lead	mg/l	0.0523	0.0521	89.4	75-125	0.383	20	L577940-16	WG596112
Nickel	mg/l	0.0532	0.0535	75.1	75-125	0.562	20	L577940-16	WG596112
Selenium	mg/l	0.0612	0.0593	88.4	75-125	3.15	20	L577940-16	WG596112
Silver	mg/l	0.0509	0.0504	88.6	75-125	0.987	20	L577940-16	WG596112
Thallium	mg/l	0.0511	0.0512	90.1	75-125	0.196	20	L577940-16	WG596112
Zinc	mg/l	0.0816	0.0818	74.6*	75-125	0.245	20	L577940-16	WG596112

Batch number / Run number / Sample number cross reference

WG595510: R2192153: L577797-04 05
 WG595586: R2193277: L577797-01 06
 WG595170: R2194376: L577797-01 06
 WG595636: R2194380: L577797-02 03
 WG595755: R2194855: L577797-07
 WG595894: R2195274: L577797-01
 WG595893: R2196854: L577797-01 06
 WG596109: R2196873: L577797-07
 WG596117: R2199454: L577797-01 06
 WG596059: R2199754: L577797-02 03 04 05
 WG596112: R2203454: L577797-06
 WG596058: R2205093: L577797-02 03 04 05

* * Calculations are performed prior to rounding of reported values.
 * Performance of this Analyte is outside of established criteria.
 For additional information, please see Attachment A 'List of Analytes with QC Qualifiers.'



YOUR LAB OF CHOICE

Jeld-Wen
Chris Kramer (SLR)
1800 Blankenship Road, Suite 440

West Linn, OR 97068

Quality Assurance Report
Level II

L577797

12065 Lebanon Rd.
Mt. Juliet, TN 37122
(615) 758-5858
1-800-767-5859
Fax (615) 758-5859

Tax I.D. 62-0814289

Est. 1970

June 12, 2012

The data package includes a summary of the analytic results of the quality control samples required by the SW-846 or CWA methods. The quality control samples include a method blank, a laboratory control sample, and the matrix spike/matrix spike duplicate analysis. If a target parameter is outside the method limits, every sample that is effected is flagged with the appropriate qualifier in Appendix B of the analytic report.

Method Blank - an aliquot of reagent water carried through the entire analytic process. The method blank results indicate if any possible contamination exposure during the sample handling, digestion or extraction process, and analysis. Concentrations of target analytes above the reporting limit in the method blank are qualified with the "B" qualifier.

Laboratory Control Sample - is a sample of known concentration that is carried through the digestion/extraction and analysis process. The percent recovery, expressed as a percentage of the theoretical concentration, has statistical control limits indicating that the analytic process is "in control". If a target analyte is outside the control limits for the laboratory control sample or any other control sample, the parameter is flagged with a "J4" qualifier for all effected samples.

Matrix Spike and Matrix Spike Duplicate - is two aliquots of an environmental sample that is spiked with known concentrations of target analytes. The percent recovery of the target analytes also has statistical control limits. If any recoveries that are outside the method control limits, the sample that was selected for matrix spike/matrix spike duplicate analysis is flagged with either a "J5" or a "J6". The relative percent difference (%RPD) between the matrix spike and the matrix spike duplicate recoveries is all calculated. If the RPD is above the method limit, the effected samples are flagged with a "J3" qualifier.

Laboratory Report of Analysis

To: Chris Kramer
SLR International
1800 Blankenship Road
Suite 440
West Linn, OR 97068

Report Number: **31201549**

Client Project: **Nord Door**

Dear Chris Kramer,

Enclosed are the results of the analytical services performed under the referenced project for the received samples and associated QC as applicable. The samples are certified to meet the requirements of the National Environmental Laboratory Accreditation Conference Standards. Copies of this report and supporting data will be retained in our files for a period of five years in the event they are required for future reference. All results are intended to be used in their entirety and SGS is not responsible for use of less than the complete report. Any samples submitted to our laboratory will be retained for a maximum of thirty (30) days from the date of this report unless other arrangements are requested.

If there are any questions about the report or services performed during this project, please call Amy J. Boehm at (910) 350-1903. We will be happy to answer any questions or concerns which you may have.

Thank you for using SGS North America Inc. for your analytical services. We look forward to working with you again on any additional analytical needs.

Sincerely,
SGS North America Inc.

Amy J. Boehm
Project Manager
amy.boehm@sgs.com

Date _____

ANALYTICAL PERSPECTIVES IS NOW PART OF SGS, THE WORLD'S LEADING INSPECTION, VERIFICATION, TESTING AND CERTIFICATION COMPANY.

Laboratory Qualifiers

Report Definitions

DL	Method, Instrument, or Estimated Detection Limit per Analytical Method
CL	Control Limits for the recovery result of a parameter
LOQ	Reporting Limit
DF	Dilution Factor
RPD	Relative Percent Difference
LCS(D)	Laboratory Control Spike (Duplicate)
MS(D)	Matrix Spike (Duplicate)
MB	Method Blank

Qualifier Definitions

*	Recovery or RPD outside of control limits
B	Analyte was detected in the Lab Method Blank at a level above the LOQ
U	Undetected (Reported as ND or < DL)
V	Recovery is below quality control limit. The data has been validated based on a favorable signal-to-noise and detection limit
A	Amount detected is less than the Lower Method Calibration Limit
J	Estimated Concentration.
O	The recovery of this analyte in the OPR is above the Method QC Limits and the reported concentration in the sample may be biased high
E	Amount detected is greater than the Upper Calibration Limit
S	The amount of analyte present has saturated the detector. This situation results in an underestimation of the affected analyte(s)
Q	Indicates the presence of a quantitative interference. This situation may result in an underestimation of the affected analyte(s)
I	Indicates the presence of a qualitative interference that could cause a false positive or an overestimation of the affected analyte(s)
DPE	Indicates the presence of a peak in the polychlorinated diphenylether channel that could cause a false positive or an overestimation of the affected analyte(s)
TIC	Tentatively Identified Compound
EMPC	Estimated Maximum possible Concentration due to ion ratio failure
ND	Not Detected
K	Result is estimated due to ion ratio failure in High Resolution PCB Analysis
P	RPD > 40% between results of dual columns
D	Spike or surrogate was diluted out in order to achieve a parameter result within instrument calibration range

Samples requiring manual integrations for various congeners and/or standards are marked and dated by the analyst. A code definition is provided below:

M1	Mis-identified peak
M2	Software did not integrate peak
M3	Incorrect baseline construction (i.e. not all of peak included; two peaks integrated as one)
M4	Pattern integration required (i.e. DRO, GRO, PCB, Toxaphene and Technical Chlordane)
M5	Other - Explained in case narrative

Note Results pages that include a value for "Solids (%)" have been adjusted for moisture content.

Sample Summary

<u>Client Sample ID</u>	<u>Lab Sample ID</u>	<u>Collected</u>	<u>Received</u>	<u>Matrix</u>
401P-GW	31201549001	05/17/2012 11:23	05/18/2012 10:00	Water
402P-GW	31201549002	05/17/2012 12:22	05/18/2012 10:00	Water
403P-GW	31201549003	05/17/2012 10:30	05/18/2012 10:00	Water
404P-GW	31201549004	05/17/2012 13:26	05/18/2012 10:00	Water
401P	31201549005	05/17/2012 10:55	05/18/2012 10:00	Soil-Solid as dry weight
402P	31201549006	05/17/2012 11:55	05/18/2012 10:00	Soil-Solid as dry weight
403P	31201549007	05/17/2012 09:55	05/18/2012 10:00	Soil-Solid as dry weight
404P	31201549008	05/17/2012 13:05	05/18/2012 10:00	Soil-Solid as dry weight

Case Narrative**401P**

E - Results over Calibration Range

Sample has low OCDD extraction standard recoveries due to matrix effects. Sample EDL's are good no adverse impact to data. OK to use - HL 7/13/12

402P

Q - Indicates the presence of a quantitative interference. This situation may result in an underestimation of the affected analyte(s)

403P

E - Results over Calibration Range

Q - Indicates the presence of a quantitative interference. This situation may result in an underestimation of the affected analyte(s)

Sample has low extraction standard recoveries due to matrix effects. Sample EDL's are good no adverse impact to data. OK to use - HL 7/13/12

Results of 401P

Client Sample ID: **401P**
 Client Project ID: **Nord Door**
 Lab Sample ID: 31201549005-A
 Lab Project ID: 31201549

Collection Date: 05/17/2012 10:55
 Received Date: 05/18/2012 10:00
 Matrix: Soil-Solid as dry weight
 Solids (%): 96.10

Results by EPA 1613B

Parameter	Result	EMPC	Qual	DL	LOQ/CL	Units	RT	Ratio
2,3,7,8-TCDD	0.228		J	0.134	0.491	pg/g	29.69	0.73
1,2,3,7,8-PeCDD	1.15		J	0.0750	2.46	pg/g	33.27	1.73
1,2,3,4,7,8-HxCDD		2.48		0.596	2.46	pg/g	35.33	0.76*
1,2,3,6,7,8-HxCDD	34.5			0.546	2.46	pg/g	35.40	1.27
1,2,3,7,8,9-HxCDD	7.50			0.571	2.46	pg/g	35.59	1.20
1,2,3,4,6,7,8-HpCDD	792			1.28	2.46	pg/g	37.87	1.01
OCDD	7710		E	1.93	4.91	pg/g	40.88	0.90
2,3,7,8-TCDF	0.625			0.0990	0.491	pg/g	28.75	0.66
2,3,7,8-TCDF [confirm]		0.707		0.707	0.707	pg/g	21.77	0.96*
1,2,3,7,8-PeCDF	2.57			0.0833	2.46	pg/g	32.57	1.76
2,3,4,7,8-PeCDF	6.20			0.0856	2.46	pg/g	33.11	1.48
1,2,3,4,7,8-HxCDF	12.2			0.104	2.46	pg/g	34.79	1.36
1,2,3,6,7,8-HxCDF	4.66			0.103	2.46	pg/g	34.85	1.29
2,3,4,6,7,8-HxCDF	7.40			0.141	2.46	pg/g	35.23	1.12
1,2,3,7,8,9-HxCDF		5.71		0.215	2.46	pg/g	35.83	1.54*
1,2,3,4,6,7,8-HpCDF	154			0.743	2.46	pg/g	36.98	1.04
1,2,3,4,7,8,9-HpCDF		8.88		1.19	2.46	pg/g	38.31	1.38*
OCDF	435			1.06	4.91	pg/g	41.06	0.91
Total TCDD	2.35	5.57		0.134	0.491	pg/g		
Total TCDF	4.66	6.97		0.0990	0.491	pg/g		
Total PeCDD	8.49	12.1		0.0750	2.46	pg/g		
Total PeCDF	76.8	77.3		0.0856	2.46	pg/g		
Total HxCDD	137	141		0.596	2.46	pg/g		
Total HxCDF	343	349		0.215	2.46	pg/g		
Total HpCDD	1390			1.28	2.46	pg/g		
Total HpCDF	549	558		1.19	2.46	pg/g		

World Health Organization Summary

	Units	ND=0	ND=1/2	ND=DL
WHO-2005 TEQ	pg/g	21.8	21.9	22.0
WHO-2005 TEQ w/EMPC	pg/g	22.8	22.8	22.8

Results of 401P

Client Sample ID: **401P**
 Client Project ID: **Nord Door**
 Lab Sample ID: 31201549005-A
 Lab Project ID: 31201549

Collection Date: 05/17/2012 10:55
 Received Date: 05/18/2012 10:00
 Matrix: Soil-Solid as dry weight
 Solids (%): 96.10

Results by EPA 1613B

<u>Parameter</u>	<u>Result</u>	<u>EMPC</u>	<u>Qual</u>	<u>DL</u>	<u>LOQ/CL</u>	<u>Units</u>	<u>RT</u>	<u>Ratio</u>
Labeled Standards								
13C-2378-TCDD	66.0				25.0-164	%		
13C-12378-PeCDD	40.0				25.0-181	%		
13C-123478-HxCDD		49.0			32.0-141	%		
13C-123678-HxCDD	52.0				28.0-130	%		
13C-1234678-HpCDD	34.0				23.0-140	%		
13C-OCDD	15.0*				17.0-157	%		
13C-2378-TCDF	62.0				24.0-169	%		
13C-12378-PeCDF	44.0				24.0-185	%		
13C-23478-PeCDF	41.0				21.0-178	%		
13C-123478-HxCDF	55.0				26.0-152	%		
13C-123678-HxCDF	59.0				26.0-123	%		
13C-234678-HxCDF	46.0				29.0-147	%		
13C-123789-HxCDF	39.0				28.0-136	%		
13C-1234678-HpCDF	39.0				28.0-143	%		
13C-1234789-HpCDF		29.0			26.0-138	%		
37Cl-2378-TCDD	72.0				35.0-197	%		

Batch Information

Analytical Batch: **HRD1748**
 Analytical Method: **EPA 1613B**
 Instrument: **HRMS3**
 Analyst: **JLJ**
 Analytical Date/Time: **07/07/2012 16:04**
 Dilution: **1**

Prep Batch: **HXX1625**
 Prep Method: **EPA 1613 PREP S/D/T**
 Prep Date/Time: **06/06/2012 17:36**
 Prep Initial Wt./Vol.: **10.6 g**
 Prep Extract Vol: **20 uL**

Results of 402P

Client Sample ID: **402P**
 Client Project ID: **Nord Door**
 Lab Sample ID: 31201549006-A
 Lab Project ID: 31201549

Collection Date: 05/17/2012 11:55
 Received Date: 05/18/2012 10:00
 Matrix: Soil-Solid as dry weight
 Solids (%): 70.00

Results by EPA 1613B

<u>Parameter</u>	<u>Result</u>	<u>EMPC</u>	<u>Qual</u>	<u>DL</u>	<u>LOQ/CL</u>	<u>Units</u>	<u>RT</u>	<u>Ratio</u>
2,3,7,8-TCDD	2.82			0.266	0.687	pg/g	25.99	0.68
1,2,3,7,8-PeCDD	7.36			0.680	3.44	pg/g	32.26	1.62
1,2,3,4,7,8-HxCDD	7.96			0.650	3.44	pg/g	34.50	1.36
1,2,3,6,7,8-HxCDD	18.8			0.709	3.44	pg/g	34.56	1.33
1,2,3,7,8,9-HxCDD	12.8			0.679	3.44	pg/g	34.72	1.31
1,2,3,4,6,7,8-HpCDD	198			0.807	3.44	pg/g	36.87	1.04
OCDD	1580			1.09	6.87	pg/g	39.69	0.90
2,3,7,8-TCDF	6.62			0.322	0.687	pg/g	25.09	0.78
2,3,7,8-TCDF [confirm]	5.47			1.04	1.04	pg/g	21.81	0.88
1,2,3,7,8-PeCDF	3.78			0.636	3.44	pg/g	30.45	1.53
2,3,4,7,8-PeCDF	5.70			0.476	3.44	pg/g	31.95	1.60
1,2,3,4,7,8-HxCDF	5.18		Q	0.946	3.44	pg/g	33.94	1.14
1,2,3,6,7,8-HxCDF	4.46			0.613	3.44	pg/g	34.02	1.06
2,3,4,6,7,8-HxCDF	3.78			0.609	3.44	pg/g	34.40	1.37
1,2,3,7,8,9-HxCDF		1.71	J	0.975	3.44	pg/g	34.91	1.04*
1,2,3,4,6,7,8-HpCDF	38.3			0.349	3.44	pg/g	35.99	0.98
1,2,3,4,7,8,9-HpCDF		3.04	J	0.569	3.44	pg/g	37.28	0.61*
OCDF	133			0.765	6.87	pg/g	39.85	0.91
Total TCDD	178			0.266	0.687	pg/g		
Total TCDF	111	116	Q	0.322	0.687	pg/g		
Total PeCDD	216	218		0.680	3.44	pg/g		
Total PeCDF	62.4	64.8	Q	0.636	3.44	pg/g		
Total HxCDD	215		Q	0.709	3.44	pg/g		
Total HxCDF	71.1	72.8	Q	0.975	3.44	pg/g		
Total HpCDD	345			0.807	3.44	pg/g		
Total HpCDF	106	111		0.569	3.44	pg/g		

World Health Organization Summary

	<u>Units</u>	<u>ND=0</u>	<u>ND=1/2</u>	<u>ND=DL</u>
WHO-2005 TEQ	pg/g	20.7	20.8	20.8
WHO-2005 TEQ w/EMPC	pg/g	20.9	20.9	20.9

Results of 402P

Client Sample ID: **402P**
 Client Project ID: **Nord Door**
 Lab Sample ID: 31201549006-A
 Lab Project ID: 31201549

Collection Date: 05/17/2012 11:55
 Received Date: 05/18/2012 10:00
 Matrix: Soil-Solid as dry weight
 Solids (%): 70.00

Results by EPA 1613B

<u>Parameter</u>	<u>Result</u>	<u>EMPC</u>	<u>Qual</u>	<u>DL</u>	<u>LOQ/CL</u>	<u>Units</u>	<u>RT</u>	<u>Ratio</u>
Labeled Standards								
13C-2378-TCDD	64.0				25.0-164	%		
13C-12378-PeCDD	56.0				25.0-181	%		
13C-123478-HxCDD	55.0				32.0-141	%		
13C-123678-HxCDD	56.0				28.0-130	%		
13C-1234678-HpCDD	58.0				23.0-140	%		
13C-OCDD	37.0				17.0-157	%		
13C-2378-TCDF	64.0				24.0-169	%		
13C-12378-PeCDF	56.0				24.0-185	%		
13C-23478-PeCDF	55.0				21.0-178	%		
13C-123478-HxCDF	37.0		Q		26.0-152	%		
13C-123678-HxCDF	61.0				26.0-123	%		
13C-234678-HxCDF	61.0				29.0-147	%		
13C-123789-HxCDF	47.0				28.0-136	%		
13C-1234678-HpCDF	60.0				28.0-143	%		
13C-1234789-HpCDF	53.0				26.0-138	%		
37Cl-2378-TCDD	74.0				35.0-197	%		

Batch Information

Analytical Batch: **HRD1748**
 Analytical Method: **EPA 1613B**
 Instrument: **HRMS3**
 Analyst: **JLJ**
 Analytical Date/Time: **07/03/2012 21:35**
 Dilution: **1**

Prep Batch: **HXX1625**
 Prep Method: **EPA 1613 PREP S/D/T**
 Prep Date/Time: **06/06/2012 17:36**
 Prep Initial Wt./Vol.: **10.4 g**
 Prep Extract Vol: **20 uL**

Results of 403P

Client Sample ID: **403P**
 Client Project ID: **Nord Door**
 Lab Sample ID: 31201549007-A
 Lab Project ID: 31201549

Collection Date: 05/17/2012 09:55
 Received Date: 05/18/2012 10:00
 Matrix: Soil-Solid as dry weight
 Solids (%): 85.20

Results by EPA 1613B

Parameter	Result	EMPC	Qual	DL	LOQ/CL	Units	RT	Ratio
2,3,7,8-TCDD	1.61			0.317	0.540	pg/g	29.69	0.70
1,2,3,7,8-PeCDD	13.6			1.73	2.70	pg/g	33.23	1.53
1,2,3,4,7,8-HxCDD	57.1			0.928	2.70	pg/g	35.25	1.18
1,2,3,6,7,8-HxCDD	377			1.02	2.70	pg/g	35.32	1.26
1,2,3,7,8,9-HxCDD	87.7			0.975	2.70	pg/g	35.50	1.25
1,2,3,4,6,7,8-HpCDD	9600		E	2.56	2.70	pg/g	37.69	1.04
OCDD	105000		E	2.67	5.40	pg/g	40.60	0.89
2,3,7,8-TCDF	3.97			0.326	0.540	pg/g	28.75	0.76
2,3,7,8-TCDF [confirm]		3.37		1.92	1.92	pg/g	21.80	1.43*
1,2,3,7,8-PeCDF	10.2			0.474	2.70	pg/g	32.55	1.38
2,3,4,7,8-PeCDF	21.9			0.424	2.70	pg/g	33.07	1.68
1,2,3,4,7,8-HxCDF	74.3			0.888	2.70	pg/g	34.72	1.27
1,2,3,6,7,8-HxCDF	55.4			0.673	2.70	pg/g	34.80	1.17
2,3,4,6,7,8-HxCDF	75.1			0.918	2.70	pg/g	35.16	1.18
1,2,3,7,8,9-HxCDF	ND		U	1.43	2.70	pg/g		
1,2,3,4,6,7,8-HpCDF	2110			1.05	2.70	pg/g	36.81	1.04
1,2,3,4,7,8,9-HpCDF	129			1.45	2.70	pg/g	38.16	1.04
OCDF	7260		E	1.75	5.40	pg/g	40.80	0.90
Total TCDD	128	140		0.317	0.540	pg/g		
Total TCDF	106	119		0.326	0.540	pg/g		
Total PeCDD	374	387	Q	1.73	2.70	pg/g		
Total PeCDF	624	628		0.474	2.70	pg/g		
Total HxCDD	1810	1840		1.02	2.70	pg/g		
Total HxCDF	2860			1.43	2.70	pg/g		
Total HpCDD	16200		E	2.56	2.70	pg/g		
Total HpCDF	7960		E	1.45	2.70	pg/g		

World Health Organization Summary

	Units	ND=0	ND=1/2	ND=DL
WHO-2005 TEQ	pg/g	247	247	247
WHO-2005 TEQ w/EMPC	pg/g	247	247	247

Results of 403P

Client Sample ID: **403P**
 Client Project ID: **Nord Door**
 Lab Sample ID: 31201549007-A
 Lab Project ID: 31201549

Collection Date: 05/17/2012 09:55
 Received Date: 05/18/2012 10:00
 Matrix: Soil-Solid as dry weight
 Solids (%): 85.20

Results by EPA 1613B

Parameter	Result	EMPC	Qual	DL	LOQ/CL	Units	RT	Ratio
Labeled Standards								
13C-2378-TCDD	45.0				25.0-164	%		
13C-12378-PeCDD	18.0*		Q		25.0-181	%		
13C-123478-HxCDD	34.0				32.0-141	%		
13C-123678-HxCDD	31.0				28.0-130	%		
13C-1234678-HpCDD	28.0				23.0-140	%		
13C-OCDD	17.0				17.0-157	%		
13C-2378-TCDF	41.0				24.0-169	%		
13C-12378-PeCDF	21.0*				24.0-185	%		
13C-23478-PeCDF	24.0				21.0-178	%		
13C-123478-HxCDF	32.0				26.0-152	%		
13C-123678-HxCDF	36.0				26.0-123	%		
13C-234678-HxCDF	29.0				29.0-147	%		
13C-123789-HxCDF	23.0*				28.0-136	%		
13C-1234678-HpCDF	24.0*				28.0-143	%		
13C-1234789-HpCDF	22.0*				26.0-138	%		
37Cl-2378-TCDD	54.0				35.0-197	%		

Batch Information

Analytical Batch: **HRD1748**
 Analytical Method: **EPA 1613B**
 Instrument: **HRMS3**
 Analyst: **JLJ**
 Analytical Date/Time: **07/07/2012 16:49**
 Dilution: **1**

Prep Batch: **HXX1625**
 Prep Method: **EPA 1613 PREP S/D/T**
 Prep Date/Time: **06/06/2012 17:36**
 Prep Initial Wt./Vol.: **10.87 g**
 Prep Extract Vol: **20 uL**

Results of 404P

Client Sample ID: **404P**
 Client Project ID: **Nord Door**
 Lab Sample ID: 31201549008-A
 Lab Project ID: 31201549

Collection Date: 05/17/2012 13:05
 Received Date: 05/18/2012 10:00
 Matrix: Soil-Solid as dry weight
 Solids (%): 91.70

Results by EPA 1613B

<u>Parameter</u>	<u>Result</u>	<u>EMPC</u>	<u>Qual</u>	<u>DL</u>	<u>LOQ/CL</u>	<u>Units</u>	<u>RT</u>	<u>Ratio</u>
2,3,7,8-TCDD	ND		U	0.216	0.509	pg/g		
1,2,3,7,8-PeCDD	0.674		J	0.165	2.55	pg/g	32.28	1.58
1,2,3,4,7,8-HxCDD	0.694		J	0.340	2.55	pg/g	34.50	1.12
1,2,3,6,7,8-HxCDD		2.90		0.357	2.55	pg/g	34.56	1.66*
1,2,3,7,8,9-HxCDD	1.28		J	0.348	2.55	pg/g	34.73	1.27
1,2,3,4,6,7,8-HpCDD	74.0			0.470	2.55	pg/g	36.87	1.03
OCDD	591			0.715	5.09	pg/g	39.69	0.91
2,3,7,8-TCDF	1.59			0.238	0.509	pg/g	25.09	0.74
2,3,7,8-TCDF [confirm]		1.99		0.865	0.865	pg/g	21.78	0.63*
1,2,3,7,8-PeCDF		0.827	J	0.345	2.55	pg/g	30.45	0.97*
2,3,4,7,8-PeCDF	0.933		J	0.243	2.55	pg/g	31.97	1.38
1,2,3,4,7,8-HxCDF		1.43	J	0.245	2.55	pg/g	33.94	0.81*
1,2,3,6,7,8-HxCDF		0.821	J	0.199	2.55	pg/g	34.01	1.53*
2,3,4,6,7,8-HxCDF		1.05	J	0.206	2.55	pg/g	34.39	0.80*
1,2,3,7,8,9-HxCDF	ND		U	0.348	2.55	pg/g		
1,2,3,4,6,7,8-HpCDF	19.2			0.265	2.55	pg/g	35.99	1.08
1,2,3,4,7,8,9-HpCDF	1.75		J	0.446	2.55	pg/g	37.30	1.08
OCDF	61.0			0.581	5.09	pg/g	39.85	0.89
Total TCDD	6.86	13.4		0.216	0.509	pg/g		
Total TCDF	15.5	20.7		0.238	0.509	pg/g		
Total PeCDD	10.0	13.1		0.165	2.55	pg/g		
Total PeCDF	0.933	8.84	J	0.345	2.55	pg/g		
Total HxCDD	15.7	26.9		0.357	2.55	pg/g		
Total HxCDF	20.3	23.6		0.348	2.55	pg/g		
Total HpCDD	152			0.470	2.55	pg/g		
Total HpCDF	61.8			0.446	2.55	pg/g		

World Health Organization Summary

	<u>Units</u>	<u>ND=0</u>	<u>ND=1/2</u>	<u>ND=DL</u>
WHO-2005 TEQ	pg/g	2.30	2.52	2.74
WHO-2005 TEQ w/EMPC	pg/g	3.14	3.27	3.39

Results of 404P

Client Sample ID: **404P**
 Client Project ID: **Nord Door**
 Lab Sample ID: 31201549008-A
 Lab Project ID: 31201549

Collection Date: 05/17/2012 13:05
 Received Date: 05/18/2012 10:00
 Matrix: Soil-Solid as dry weight
 Solids (%): 91.70

Results by EPA 1613B

<u>Parameter</u>	<u>Result</u>	<u>EMPC</u>	<u>Qual</u>	<u>DL</u>	<u>LOQ/CL</u>	<u>Units</u>	<u>RT</u>	<u>Ratio</u>
Labeled Standards								
13C-2378-TCDD	72.0				25.0-164	%		
13C-12378-PeCDD	74.0				25.0-181	%		
13C-123478-HxCDD	73.0				32.0-141	%		
13C-123678-HxCDD	70.0				28.0-130	%		
13C-1234678-HpCDD	73.0				23.0-140	%		
13C-OCDD	49.0				17.0-157	%		
13C-2378-TCDF	73.0				24.0-169	%		
13C-12378-PeCDF	73.0				24.0-185	%		
13C-23478-PeCDF	71.0				21.0-178	%		
13C-123478-HxCDF	72.0				26.0-152	%		
13C-123678-HxCDF	86.0				26.0-123	%		
13C-234678-HxCDF	83.0				29.0-147	%		
13C-123789-HxCDF	63.0				28.0-136	%		
13C-1234678-HpCDF	78.0				28.0-143	%		
13C-1234789-HpCDF	66.0				26.0-138	%		
37Cl-2378-TCDD	82.0				35.0-197	%		

Batch Information

Analytical Batch: **HRD1748**
 Analytical Method: **EPA 1613B**
 Instrument: **HRMS3**
 Analyst: **JLJ**
 Analytical Date/Time: **07/03/2012 23:01**
 Dilution: **1**

Prep Batch: **HXX1625**
 Prep Method: **EPA 1613 PREP S/D/T**
 Prep Date/Time: **06/06/2012 17:36**
 Prep Initial Wt./Vol.: **10.71 g**
 Prep Extract Vol: **20 uL**

Batch Summary

Analytical Method: EPA 1613B

Prep Method: EPA 1613 PREP S/D/T

Prep Batch: HXX1625

Prep Date: 06/06/2012 17:36

<u>Client Sample ID</u>	<u>Lab Sample ID</u>	<u>Analysis Date</u>	<u>Analytical Batch</u>	<u>Instrument</u>	<u>Analyst</u>
OPR for HBN 24380 [HXX/1625]	75287	06/24/2012 13:16	HRD1745	HRMS3	JLJ
LMB for HBN 24380 [HXX/1625]	75286	06/24/2012 14:01	HRD1745	HRMS3	JLJ
402P	31201549006	07/03/2012 21:35	HRD1748	HRMS3	JLJ
404P	31201549008	07/03/2012 23:01	HRD1748	HRMS3	JLJ
401P	31201549005	07/07/2012 16:04	HRD1748	HRMS3	JLJ
403P	31201549007	07/07/2012 16:49	HRD1748	HRMS3	JLJ
401P	31201549005	07/13/2012 11:38	HRD1748	HRMS3	JHL
402P	31201549006	07/13/2012 12:08	HRD1748	HRMS3	JHL
403P	31201549007	07/13/2012 12:37	HRD1748	HRMS3	JHL
404P	31201549008	07/13/2012 13:06	HRD1748	HRMS3	JHL

Method Blank Summary

Blank ID: LMB for HBN 24380 [HXX/1625]
 Blank Lab ID: 75286
 QC for Samples:
 31201549005, 31201549006, 31201549007, 31201549008

Matrix: Soil-Solid as dry weight

Results by EPA 1613B

Parameter	Result	EMPC	Qual	DL	LOQ/CL	Units	RT	Ratio
2,3,7,8-TCDD	ND		U	0.0292	0.500	pg/g		
1,2,3,7,8-PeCDD		0.118	J	0.0196	2.50	pg/g	31.62	1.13*
1,2,3,4,7,8-HxCDD		0.170	J	0.0534	2.50	pg/g	33.82	1.64*
1,2,3,6,7,8-HxCDD		0.148	J	0.0570	2.50	pg/g	33.89	0.95*
1,2,3,7,8,9-HxCDD		0.162	J	0.0552	2.50	pg/g	34.06	2.28*
1,2,3,4,6,7,8-HpCDD		0.420	J	0.0712	2.50	pg/g	36.35	0.81*
OCDD	1.78		J	0.542	5.00	pg/g	39.41	0.76
2,3,7,8-TCDF	ND		U	0.0248	0.500	pg/g		
1,2,3,7,8-PeCDF	ND		U	0.0424	2.50	pg/g		
2,3,4,7,8-PeCDF		0.184	J	0.0278	2.50	pg/g	31.36	1.17*
1,2,3,4,7,8-HxCDF	0.200		J	0.0308	2.50	pg/g	33.23	1.27
1,2,3,6,7,8-HxCDF	0.196		J	0.0256	2.50	pg/g	33.31	1.34
2,3,4,6,7,8-HxCDF	0.252		J	0.0340	2.50	pg/g	33.71	1.25
1,2,3,7,8,9-HxCDF		0.298	J	0.0494	2.50	pg/g	34.25	1.51*
1,2,3,4,6,7,8-HpCDF	0.236		J	0.0342	2.50	pg/g	35.41	1.00
1,2,3,4,7,8,9-HpCDF	0.320		J	0.0828	2.50	pg/g	36.79	1.08
OCDF		0.690	J	0.106	5.00	pg/g	39.55	1.06*
Total TCDD	ND		U	0.0292	0.500	pg/g		
Total TCDF	ND	0.0800	J	0.0248	0.500	pg/g		
Total PeCDD	ND	0.118	J	0.0196	2.50	pg/g		
Total PeCDF	ND	0.184	J	0.0424	2.50	pg/g		
Total HxCDD	ND	0.480	J	0.0570	2.50	pg/g		
Total HxCDF	0.648	0.946	J	0.0494	2.50	pg/g		
Total HpCDD	0.168	0.588	J	0.0712	2.50	pg/g		
Total HpCDF	0.556		J	0.0828	2.50	pg/g		

Labeled Standards

13C-2378-TCDD	70.0				25.0-164	%		
13C-12378-PeCDD	66.0				25.0-181	%		
13C-123478-HxCDD	70.0				32.0-141	%		
13C-123678-HxCDD	69.0				28.0-130	%		
13C-1234678-HpCDD	56.0				23.0-140	%		
13C-OCDD	33.0				17.0-157	%		
13C-2378-TCDF	57.0				24.0-169	%		
13C-12378-PeCDF	58.0				24.0-185	%		
13C-23478-PeCDF	52.0				21.0-178	%		
13C-123478-HxCDF	63.0				26.0-152	%		
13C-123678-HxCDF	83.0				26.0-123	%		
13C-234678-HxCDF	65.0				29.0-147	%		
13C-123789-HxCDF	53.0				28.0-136	%		
13C-1234678-HpCDF	77.0				28.0-143	%		

Method Blank Summary

Blank ID: LMB for HBN 24380 [HXX/1625]
 Blank Lab ID: 75286
 QC for Samples:
 31201549005, 31201549006, 31201549007, 31201549008

Matrix: Soil-Solid as dry weight

Results by EPA 1613B

<u>Parameter</u>	<u>Result</u>	<u>EMPC</u>	<u>Qual</u>	<u>DL</u>	<u>LOQ/CL</u>	<u>Units</u>	<u>RT</u>	<u>Ratio</u>
13C-1234789-HpCDF	44.0				26.0-138	%		
37Cl-2378-TCDD	82.0				35.0-197	%		

Batch Information

Analytical Batch: HRD1745
 Analytical Method: EPA 1613B
 Instrument: HRMS3
 Analyst: JLJ
 Analytical Date/Time: 06/24/2012 14:01
 Dilution: 1

Prep Batch: HXX1625
 Prep Method: EPA 1613 PREP S/D/T
 Prep Date/Time: 06/06/2012 17:36
 Prep Initial Wt./Vol.: 10 g
 Prep Extract Vol: 20 uL

Blank Spike Summary

Blank Spike ID: OPR for HBN 24380 [HXX/1625]
 Blank Spike Lab ID: 75287
 Date Analyzed: 06/24/2012 13:16

Matrix: Soil-Solid as dry weight

QC for Samples: 31201549005, 31201549006, 31201549007, 31201549008

Results by EPA 1613B

Blank Spike (pg/g)

Parameter	Spike	Result	Rec (%)	CL
2,3,7,8-TCDD	20.0	19.5	98	67.0-158
1,2,3,7,8-PeCDD	100	95.3	95	70.0-142
1,2,3,4,7,8-HxCDD	100	97.6	98	70.0-164
1,2,3,6,7,8-HxCDD	100	115	115	76.0-134
1,2,3,7,8,9-HxCDD	100	109	109	64.0-162
1,2,3,4,6,7,8-HpCDD	100	101	101	70.0-140
OCDD	200	213	106	78.0-144
2,3,7,8-TCDF	20.0	21.9	110	75.0-158
1,2,3,7,8-PeCDF	100	106	106	80.0-134
2,3,4,7,8-PeCDF	100	97.3	97	68.0-160
1,2,3,4,7,8-HxCDF	100	113	113	72.0-134
1,2,3,6,7,8-HxCDF	100	102	102	84.0-130
2,3,4,6,7,8-HxCDF	100	99.3	99	70.0-156
1,2,3,7,8,9-HxCDF	100	104	104	78.0-130
1,2,3,4,6,7,8-HpCDF	100	96.5	97	82.0-122
1,2,3,4,7,8,9-HpCDF	100	93.6	94	78.0-138
OCDF	200	225	113	63.0-170

Labeled Standards

13C-2378-TCDD	74	25.0-164
13C-12378-PeCDD	67	25.0-181
13C-123478-HxCDD	71	32.0-141
13C-123678-HxCDD	72	28.0-130
13C-1234678-HpCDD	59	23.0-140
13C-OCDD	34	17.0-157
13C-2378-TCDF	66	24.0-169
13C-12378-PeCDF	62	24.0-185
13C-23478-PeCDF	62	21.0-178
13C-123478-HxCDF	69	26.0-152
13C-123678-HxCDF	89	26.0-123
13C-234678-HxCDF	77	29.0-147
13C-123789-HxCDF	62	28.0-136
13C-1234678-HpCDF	71	28.0-143
13C-1234789-HpCDF	54	26.0-138
37Cl-2378-TCDD	82	35.0-197

Blank Spike Summary

Blank Spike ID: OPR for HBN 24380 [HXX/1625]
 Blank Spike Lab ID: 75287
 Date Analyzed: 06/24/2012 13:16

Matrix: Soil-Solid as dry weight

QC for Samples: 31201549005, 31201549006, 31201549007, 31201549008

Results by EPA 1613B

Blank Spike (%)

<u>Parameter</u>	<u>Spike</u>	<u>Result</u>	<u>Rec (%)</u>	<u>CL</u>
------------------	--------------	---------------	----------------	-----------

Batch Information

Analytical Batch: HRD1745
 Analytical Method: EPA 1613B
 Instrument: HRMS3
 Analyst: JLJ

Prep Batch: HXX1625
 Prep Method: EPA 1613 PREP S/D/T
 Prep Date/Time: 06/06/2012 17:36
 Spike Init Wt./Vol.: 10 g Extract Vol: 20 uL

SLR ADDITIONAL UPLAND ASSESSMENT - KNOLL AREA (2013)



12065 Lebanon Rd.
Mt. Juliet, TN 37122
(615) 758-5858
1-800-767-5859
Fax (615) 758-5859

Tax I.D. 62-0814289

Est. 1970

Chris Kramer (SLR)
Jeld-Wen
1800 Blankenship Road, Suite 440
West Linn, OR 97068

Report Summary

Wednesday November 27, 2013

Report Number: L669761


Samples Received: 11/20/13

Client Project: 108.00228.00048

Description: Nord Door Project - Everett, WA

The analytical results in this report are based upon information supplied by you, the client, and are for your exclusive use. If you have any questions regarding this data package, please do not hesitate to call.

Entire Report Reviewed By:


Jared Willis, ESC Representative

Laboratory Certification Numbers

A2LA - 1461-01, AIHA - 100789, AL - 40660, CA - 01157CA, CT - PH-0197,
FL - E87487, GA - 923, IN - C-IN-01, KY - 90010, KYUST - 0016,
NC - ENV375/DW21704/BIO041, ND - R-140, NJ - TN002, NJ NELAP - TN002,
SC - 84004, TN - 2006, VA - 460132, WV - 233, AZ - 0612,
MN - 047-999-395, NY - 11742, WI - 998093910, NV - TN000032011-1,
TX - T104704245-11-3, OK - 9915, PA - 68-02979, IA Lab #364, EPA - TN002

Accreditation is only applicable to the test methods specified on each scope of accreditation held by ESC Lab Sciences.

Note: The use of the preparatory EPA Method 3511 is not approved or endorsed by the CA ELAP.

This report may not be reproduced, except in full, without written approval from ESC Lab Sciences. Where applicable, sampling conducted by ESC is performed per guidance provided in laboratory standard operating procedures: 060302, 060303, and 060304.



12065 Lebanon Rd.
Mt. Juliet, TN 37122
(615) 758-5858
1-800-767-5859
Fax (615) 758-5859

Tax I.D. 62-0814289

Est. 1970

Chris Kramer (SLR)
Jeld-Wen
1800 Blankenship Road, Suite 440
West Linn, OR 97068

Case Narrative

Wednesday November 27, 2013

Report Number: L669761

Samples Received: 11/20/13

Client Project: 108.00228.00048

Description: Nord Door Project - Everett, WA

Other Comments

The 8270D analysis on L669761-01 (GP-601-W) had a rerun out-of-hold that confirmed the Bis(2-ethylhexyl)phthalate hit. The original, in-hold result is being reported.



12065 Lebanon Rd.
 Mt. Juliet, TN 37122
 (615) 758-5858
 1-800-767-5859
 Fax (615) 758-5859

Tax I.D. 62-0814289

Est. 1970

REPORT OF ANALYSIS

Chris Kramer (SLR)
 Jeld-Wen
 1800 Blankenship Road, Suite 440
 West Linn, OR 97068

November 27, 2013

Date Received : November 20, 2013
 Description : Nord Door Project - Everett, WA
 Sample ID : GP-601-W
 Collected By : Chris Lee
 Collection Date : 11/18/13 11:00

ESC Sample # : L669761-01
 Site ID : EVERETT, WA
 Project # : 108.00228.00048

Parameter	Result	MDL	RDL	Units	Qualifier	Method	Date	Dil.
Volatile Organics								
Acetone	11.	10.	50.	ug/l	J	8260B	11/24/13	1
Acrolein	U	8.9	50.	ug/l		8260B	11/24/13	1
Acrylonitrile	U	1.9	10.	ug/l		8260B	11/24/13	1
Benzene	U	0.33	1.0	ug/l		8260B	11/24/13	1
Bromobenzene	U	0.35	1.0	ug/l		8260B	11/24/13	1
Bromodichloromethane	U	0.38	1.0	ug/l		8260B	11/24/13	1
Bromoform	U	0.47	1.0	ug/l		8260B	11/24/13	1
Bromomethane	U	0.87	5.0	ug/l		8260B	11/24/13	1
n-Butylbenzene	U	0.36	1.0	ug/l		8260B	11/24/13	1
sec-Butylbenzene	U	0.36	1.0	ug/l		8260B	11/24/13	1
tert-Butylbenzene	U	0.40	1.0	ug/l		8260B	11/24/13	1
Carbon tetrachloride	U	0.38	1.0	ug/l		8260B	11/24/13	1
Chlorobenzene	U	0.35	1.0	ug/l		8260B	11/24/13	1
Chlorodibromomethane	U	0.33	1.0	ug/l		8260B	11/24/13	1
Chloroethane	U	0.45	5.0	ug/l		8260B	11/24/13	1
2-Chloroethyl vinyl ether	U	3.0	50.	ug/l	J4	8260B	11/24/13	1
Chloroform	U	0.32	5.0	ug/l		8260B	11/24/13	1
Chloromethane	U	0.28	2.5	ug/l		8260B	11/24/13	1
2-Chlorotoluene	U	0.38	1.0	ug/l		8260B	11/24/13	1
4-Chlorotoluene	U	0.35	1.0	ug/l		8260B	11/24/13	1
1,2-Dibromo-3-Chloropropane	U	1.3	5.0	ug/l		8260B	11/24/13	1
1,2-Dibromoethane	U	0.38	1.0	ug/l		8260B	11/24/13	1
Dibromomethane	U	0.35	1.0	ug/l		8260B	11/24/13	1
1,2-Dichlorobenzene	U	0.35	1.0	ug/l		8260B	11/24/13	1
1,3-Dichlorobenzene	U	0.22	1.0	ug/l		8260B	11/24/13	1
1,4-Dichlorobenzene	U	0.27	1.0	ug/l		8260B	11/24/13	1
Dichlorodifluoromethane	U	0.55	5.0	ug/l		8260B	11/24/13	1
1,1-Dichloroethane	U	0.26	1.0	ug/l		8260B	11/24/13	1
1,2-Dichloroethane	U	0.36	1.0	ug/l		8260B	11/24/13	1
1,1-Dichloroethene	U	0.40	1.0	ug/l		8260B	11/24/13	1
cis-1,2-Dichloroethene	U	0.26	1.0	ug/l		8260B	11/24/13	1
trans-1,2-Dichloroethene	U	0.40	1.0	ug/l		8260B	11/24/13	1
1,2-Dichloropropane	U	0.31	1.0	ug/l		8260B	11/24/13	1
1,1-Dichloropropene	U	0.35	1.0	ug/l		8260B	11/24/13	1
1,3-Dichloropropene	U	0.37	1.0	ug/l		8260B	11/24/13	1
cis-1,3-Dichloropropene	U	0.42	1.0	ug/l		8260B	11/24/13	1
trans-1,3-Dichloropropene	U	0.42	1.0	ug/l		8260B	11/24/13	1
2,2-Dichloropropane	U	0.32	1.0	ug/l		8260B	11/24/13	1
Di-isopropyl ether	U	0.32	1.0	ug/l		8260B	11/24/13	1
Ethylbenzene	U	0.38	1.0	ug/l		8260B	11/24/13	1
Hexachloro-1,3-butadiene	U	0.26	1.0	ug/l		8260B	11/24/13	1
Isopropylbenzene	U	0.33	1.0	ug/l		8260B	11/24/13	1

U = ND (Not Detected)
 RDL = Reported Detection Limit = LOQ = PQL = EQL = TRRP MQL
 MDL = Minimum Detection Limit = LOD = TRRP SDL

Note:
 The reported analytical results relate only to the sample submitted.
 This report shall not be reproduced, except in full, without the written approval from ESC.

Reported: 11/27/13 17:16 Printed: 11/27/13 17:18



12065 Lebanon Rd.
 Mt. Juliet, TN 37122
 (615) 758-5858
 1-800-767-5859
 Fax (615) 758-5859

Tax I.D. 62-0814289

Est. 1970

REPORT OF ANALYSIS

Chris Kramer (SLR)
 Jeld-Wen
 1800 Blankenship Road, Suite 440
 West Linn, OR 97068

November 27, 2013

Date Received : November 20, 2013
 Description : Nord Door Project - Everett, WA
 Sample ID : GP-601-W
 Collected By : Chris Lee
 Collection Date : 11/18/13 11:00

ESC Sample # : L669761-01
 Site ID : EVERETT, WA
 Project # : 108.00228.00048

Parameter	Result	MDL	RDL	Units	Qualifier	Method	Date	Dil.
p-Isopropyltoluene	U	0.35	1.0	ug/l		8260B	11/24/13	1
2-Butanone (MEK)	U	3.9	10.	ug/l		8260B	11/24/13	1
Methylene Chloride	U	1.0	5.0	ug/l		8260B	11/24/13	1
4-Methyl-2-pentanone (MIBK)	U	2.1	10.	ug/l		8260B	11/24/13	1
Methyl tert-butyl ether	U	0.37	1.0	ug/l		8260B	11/24/13	1
Naphthalene	28.	1.0	5.0	ug/l		8260B	11/24/13	1
n-Propylbenzene	U	0.35	1.0	ug/l		8260B	11/24/13	1
Styrene	U	0.31	1.0	ug/l		8260B	11/24/13	1
1,1,1,2-Tetrachloroethane	U	0.38	1.0	ug/l		8260B	11/24/13	1
1,1,2,2-Tetrachloroethane	U	0.58	1.0	ug/l		8260B	11/24/13	1
1,1,2-Trichlorotrifluoroethane	U	0.30	1.0	ug/l		8260B	11/24/13	1
Tetrachloroethene	U	0.37	1.0	ug/l		8260B	11/24/13	1
Toluene	U	0.78	5.0	ug/l		8260B	11/24/13	1
1,2,3-Trichlorobenzene	U	0.23	1.0	ug/l		8260B	11/24/13	1
1,2,4-Trichlorobenzene	U	0.21	1.0	ug/l		8260B	11/24/13	1
1,1,1-Trichloroethane	U	0.32	1.0	ug/l		8260B	11/24/13	1
1,1,2-Trichloroethane	U	0.38	1.0	ug/l		8260B	11/24/13	1
Trichloroethene	U	0.40	1.0	ug/l		8260B	11/24/13	1
Trichlorofluoromethane	U	1.2	5.0	ug/l		8260B	11/24/13	1
1,2,3-Trichloropropane	U	0.81	2.5	ug/l		8260B	11/24/13	1
1,2,4-Trimethylbenzene	U	0.37	1.0	ug/l		8260B	11/24/13	1
1,2,3-Trimethylbenzene	U	0.32	1.0	ug/l		8260B	11/24/13	1
1,3,5-Trimethylbenzene	U	0.39	1.0	ug/l		8260B	11/24/13	1
Vinyl chloride	U	0.26	1.0	ug/l		8260B	11/24/13	1
Xylenes, Total	U	1.1	3.0	ug/l		8260B	11/24/13	1
Surrogate Recovery								
Toluene-d8	102.			% Rec.		8260B	11/24/13	1
Dibromofluoromethane	108.			% Rec.		8260B	11/24/13	1
4-Bromofluorobenzene	90.2			% Rec.		8260B	11/24/13	1
Extraction Date	11/21/13					NWTPH-H	11/25/13	1
Gasoline (C7-C12)	U	33.	100	ug/l		NWTPH-H	11/25/13	1
Mineral Spirits	U	33.	100	ug/l		NWTPH-H	11/25/13	1
Kerosene	U	33.	100	ug/l		NWTPH-H	11/25/13	1
Diesel (C12-C24)	270	33.	100	ug/l		NWTPH-H	11/25/13	1
#6 Fuel Oil	U	33.	100	ug/l		NWTPH-H	11/25/13	1
Hydraulic Fluid	U	33.	100	ug/l		NWTPH-H	11/25/13	1
Motor Oil (C24-C30)	220	160	500	ug/l	J	NWTPH-H	11/25/13	1
Surrogate recovery(%)								
o-Terphenyl	60.5			% Rec.		NWTPH-H	11/25/13	1
Polynuclear Aromatic Hydrocarbons								
Anthracene	2.1	0.0076	0.050	ug/l		8270C-S	11/23/13	1

U = ND (Not Detected)
 RDL = Reported Detection Limit = LOQ = PQL = EQL = TRRP MQL
 MDL = Minimum Detection Limit = LOD = TRRP SDL

Note:
 The reported analytical results relate only to the sample submitted.
 This report shall not be reproduced, except in full, without the written approval from ESC.

Reported: 11/27/13 17:16 Printed: 11/27/13 17:18



12065 Lebanon Rd.
 Mt. Juliet, TN 37122
 (615) 758-5858
 1-800-767-5859
 Fax (615) 758-5859

Tax I.D. 62-0814289

Est. 1970

REPORT OF ANALYSIS

Chris Kramer (SLR)
 Jeld-Wen
 1800 Blankenship Road, Suite 440
 West Linn, OR 97068

November 27, 2013

Date Received : November 20, 2013
 Description : Nord Door Project - Everett, WA
 Sample ID : GP-601-W
 Collected By : Chris Lee
 Collection Date : 11/18/13 11:00

ESC Sample # : L669761-01
 Site ID : EVERETT, WA
 Project # : 108.00228.00048

Parameter	Result	MDL	RDL	Units	Qualifier	Method	Date	Dil.
Acenaphthene	18.	0.0082	0.050	ug/l		8270C-S	11/23/13	1
Acenaphthylene	0.074	0.0068	0.050	ug/l		8270C-S	11/23/13	1
Benzo(a)anthracene	0.55	0.012	0.050	ug/l		8270C-S	11/23/13	1
Benzo(a)pyrene	0.26	0.012	0.050	ug/l		8270C-S	11/23/13	1
Benzo(b)fluoranthene	0.34	0.014	0.050	ug/l		8270C-S	11/23/13	1
Benzo(g,h,i)perylene	0.33	0.011	0.050	ug/l		8270C-S	11/23/13	1
Benzo(k)fluoranthene	0.14	0.014	0.050	ug/l		8270C-S	11/23/13	1
Chrysene	0.56	0.011	0.050	ug/l		8270C-S	11/23/13	1
Dibenz(a,h)anthracene	0.010	0.0040	0.050	ug/l	J	8270C-S	11/23/13	1
Fluoranthene	4.2	0.016	0.050	ug/l		8270C-S	11/23/13	1
Fluorene	6.6	0.0085	0.050	ug/l		8270C-S	11/23/13	1
Indeno(1,2,3-cd)pyrene	0.16	0.015	0.050	ug/l		8270C-S	11/23/13	1
Naphthalene	44.	0.020	0.25	ug/l		8270C-S	11/23/13	1
Phenanthrene	9.3	0.0082	0.050	ug/l		8270C-S	11/23/13	1
Pyrene	2.6	0.012	0.050	ug/l		8270C-S	11/23/13	1
1-Methylnaphthalene	4.6	0.0082	0.25	ug/l		8270C-S	11/23/13	1
2-Methylnaphthalene	7.1	0.0090	0.25	ug/l		8270C-S	11/23/13	1
2-Chloronaphthalene	0.025	0.0065	0.25	ug/l	J	8270C-S	11/23/13	1
Surrogate Recovery								
Nitrobenzene-d5	125.			% Rec.		8270C-S	11/23/13	1
2-Fluorobiphenyl	98.8			% Rec.		8270C-S	11/23/13	1
p-Terphenyl-d14	96.0			% Rec.		8270C-S	11/23/13	1
Base/Neutral Extractables								
Acenaphthene	14.	0.32	1.0	ug/l		8270 D	11/22/13	1
Acenaphthylene	U	0.31	1.0	ug/l		8270 D	11/22/13	1
Anthracene	2.0	0.29	1.0	ug/l		8270 D	11/22/13	1
Benzidine	U	4.3	10.	ug/l		8270 D	11/22/13	1
Benzo(a)anthracene	0.75	0.32	1.0	ug/l	J	8270 D	11/22/13	1
Benzo(b)fluoranthene	0.50	0.27	1.0	ug/l	J	8270 D	11/22/13	1
Benzo(k)fluoranthene	U	0.36	1.0	ug/l		8270 D	11/22/13	1
Benzo(g,h,i)perylene	0.40	0.33	1.0	ug/l	J	8270 D	11/22/13	1
Benzo(a)pyrene	U	0.34	1.0	ug/l		8270 D	11/22/13	1
Bis(2-chlorethoxy)methane	U	0.33	10.	ug/l		8270 D	11/22/13	1
Bis(2-chloroethyl)ether	U	1.6	10.	ug/l		8270 D	11/22/13	1
Bis(2-chloroisopropyl)ether	U	0.44	10.	ug/l		8270 D	11/22/13	1
4-Bromophenyl-phenylether	U	0.34	10.	ug/l		8270 D	11/22/13	1
2-Chloronaphthalene	U	0.33	1.0	ug/l		8270 D	11/22/13	1
4-Chlorophenyl-phenylether	U	0.30	10.	ug/l		8270 D	11/22/13	1
Chrysene	0.78	0.33	1.0	ug/l	J	8270 D	11/22/13	1
Dibenz(a,h)anthracene	U	0.28	1.0	ug/l		8270 D	11/22/13	1
3,3-Dichlorobenzidine	U	2.0	10.	ug/l		8270 D	11/22/13	1
2,4-Dinitrotoluene	U	1.6	10.	ug/l		8270 D	11/22/13	1

U = ND (Not Detected)
 RDL = Reported Detection Limit = LOQ = PQL = EQL = TRRP MQL
 MDL = Minimum Detection Limit = LOD = TRRP SDL

Note:
 The reported analytical results relate only to the sample submitted.
 This report shall not be reproduced, except in full, without the written approval from ESC.

Reported: 11/27/13 17:16 Printed: 11/27/13 17:18



12065 Lebanon Rd.
 Mt. Juliet, TN 37122
 (615) 758-5858
 1-800-767-5859
 Fax (615) 758-5859

Tax I.D. 62-0814289

Est. 1970

REPORT OF ANALYSIS

Chris Kramer (SLR)
 Jeld-Wen
 1800 Blankenship Road, Suite 440
 West Linn, OR 97068

November 27, 2013

Date Received : November 20, 2013
 Description : Nord Door Project - Everett, WA
 Sample ID : GP-601-W
 Collected By : Chris Lee
 Collection Date : 11/18/13 11:00

ESC Sample # : L669761-01
 Site ID : EVERETT, WA
 Project # : 108.00228.00048

Parameter	Result	MDL	RDL	Units	Qualifier	Method	Date	Dil.
2,6-Dinitrotoluene	U	0.28	10.	ug/l		8270 D	11/22/13	1
Fluoranthene	4.7	0.31	1.0	ug/l		8270 D	11/22/13	1
Fluorene	5.1	0.32	1.0	ug/l		8270 D	11/22/13	1
Hexachlorobenzene	U	0.34	1.0	ug/l		8270 D	11/22/13	1
Hexachloro-1,3-butadiene	U	0.33	10.	ug/l		8270 D	11/22/13	1
Hexachlorocyclopentadiene	U	2.3	10.	ug/l		8270 D	11/22/13	1
Hexachloroethane	U	0.36	10.	ug/l		8270 D	11/22/13	1
Indeno(1,2,3-cd)pyrene	U	0.28	1.0	ug/l		8270 D	11/22/13	1
Isophorone	U	0.27	10.	ug/l		8270 D	11/22/13	1
Naphthalene	22.	0.37	1.0	ug/l		8270 D	11/22/13	1
Nitrobenzene	U	0.37	10.	ug/l		8270 D	11/22/13	1
n-Nitrosodimethylamine	U	1.3	10.	ug/l		8270 D	11/22/13	1
n-Nitrosodiphenylamine	U	0.30	10.	ug/l		8270 D	11/22/13	1
n-Nitrosodi-n-propylamine	U	0.40	10.	ug/l		8270 D	11/22/13	1
Phenanthrene	8.0	0.37	1.0	ug/l		8270 D	11/22/13	1
Benzylbutyl phthalate	U	0.28	3.0	ug/l		8270 D	11/22/13	1
Bis(2-ethylhexyl)phthalate	1.2	0.71	3.0	ug/l	JB	8270 D	11/22/13	1
Di-n-butyl phthalate	U	0.27	3.0	ug/l		8270 D	11/22/13	1
Diethyl phthalate	0.48	0.28	3.0	ug/l	J	8270 D	11/22/13	1
Dimethyl phthalate	U	0.28	3.0	ug/l		8270 D	11/22/13	1
Di-n-octyl phthalate	U	0.28	3.0	ug/l		8270 D	11/22/13	1
Pyrene	3.0	0.33	1.0	ug/l		8270 D	11/22/13	1
1,2,4-Trichlorobenzene	U	0.36	10.	ug/l		8270 D	11/22/13	1
Acid Extractables								
4-Chloro-3-methylphenol	U	0.26	10.	ug/l		8270 D	11/22/13	1
2-Chlorophenol	U	0.28	10.	ug/l		8270 D	11/22/13	1
2,4-Dichlorophenol	U	0.28	10.	ug/l		8270 D	11/22/13	1
2,4-Dimethylphenol	U	0.26	10.	ug/l		8270 D	11/22/13	1
4,6-Dinitro-2-methylphenol	U	2.6	10.	ug/l		8270 D	11/22/13	1
2,4-Dinitrophenol	U	3.2	10.	ug/l		8270 D	11/22/13	1
2-Nitrophenol	U	0.32	10.	ug/l		8270 D	11/22/13	1
4-Nitrophenol	U	2.0	10.	ug/l		8270 D	11/22/13	1
Pentachlorophenol	U	0.31	10.	ug/l		8270 D	11/22/13	1
Phenol	U	0.33	10.	ug/l		8270 D	11/22/13	1
2,4,6-Trichlorophenol	U	0.30	10.	ug/l		8270 D	11/22/13	1
Surrogate Recovery								
2-Fluorophenol	40.3			% Rec.		8270 D	11/22/13	1
Phenol-d5	27.1			% Rec.		8270 D	11/22/13	1
Nitrobenzene-d5	57.0			% Rec.		8270 D	11/22/13	1
2-Fluorobiphenyl	66.0			% Rec.		8270 D	11/22/13	1
2,4,6-Tribromophenol	42.3			% Rec.		8270 D	11/22/13	1
p-Terphenyl-d14	69.5			% Rec.		8270 D	11/22/13	1

U = ND (Not Detected)
 RDL = Reported Detection Limit = LOQ = PQL = EQL = TRRP MQL
 MDL = Minimum Detection Limit = LOD = TRRP SDL

Note:
 The reported analytical results relate only to the sample submitted.
 This report shall not be reproduced, except in full, without the written approval from ESC.

Reported: 11/27/13 17:16 Printed: 11/27/13 17:18



12065 Lebanon Rd.
 Mt. Juliet, TN 37122
 (615) 758-5858
 1-800-767-5859
 Fax (615) 758-5859

Tax I.D. 62-0814289

Est. 1970

REPORT OF ANALYSIS

Chris Kramer (SLR)
 Jeld-Wen
 1800 Blankenship Road, Suite 440
 West Linn, OR 97068

November 27, 2013

Date Received : November 20, 2013
 Description : Nord Door Project - Everett, WA
 Sample ID : GP-602-W
 Collected By : Chris Lee
 Collection Date : 11/18/13 12:45

ESC Sample # : L669761-02
 Site ID : EVERETT, WA
 Project # : 108.00228.00048

Parameter	Result	MDL	RDL	Units	Qualifier	Method	Date	Dil.
Volatile Organics								
Acetone	U	10.	50.	ug/l		8260B	11/25/13	1
Acrolein	U	8.9	50.	ug/l		8260B	11/25/13	1
Acrylonitrile	U	1.9	10.	ug/l	J4	8260B	11/25/13	1
Benzene	U	0.33	1.0	ug/l		8260B	11/25/13	1
Bromobenzene	U	0.35	1.0	ug/l		8260B	11/25/13	1
Bromodichloromethane	U	0.38	1.0	ug/l		8260B	11/25/13	1
Bromoform	U	0.47	1.0	ug/l		8260B	11/25/13	1
Bromomethane	U	0.87	5.0	ug/l		8260B	11/25/13	1
n-Butylbenzene	U	0.36	1.0	ug/l		8260B	11/25/13	1
sec-Butylbenzene	U	0.36	1.0	ug/l		8260B	11/25/13	1
tert-Butylbenzene	U	0.40	1.0	ug/l		8260B	11/25/13	1
Carbon tetrachloride	U	0.38	1.0	ug/l		8260B	11/25/13	1
Chlorobenzene	U	0.35	1.0	ug/l		8260B	11/25/13	1
Chlorodibromomethane	U	0.33	1.0	ug/l		8260B	11/25/13	1
Chloroethane	U	0.45	5.0	ug/l		8260B	11/25/13	1
2-Chloroethyl vinyl ether	U	3.0	50.	ug/l		8260B	11/25/13	1
Chloroform	U	0.32	5.0	ug/l		8260B	11/25/13	1
Chloromethane	U	0.28	2.5	ug/l		8260B	11/25/13	1
2-Chlorotoluene	U	0.38	1.0	ug/l		8260B	11/25/13	1
4-Chlorotoluene	U	0.35	1.0	ug/l		8260B	11/25/13	1
1,2-Dibromo-3-Chloropropane	U	1.3	5.0	ug/l		8260B	11/25/13	1
1,2-Dibromoethane	U	0.38	1.0	ug/l		8260B	11/25/13	1
Dibromomethane	U	0.35	1.0	ug/l		8260B	11/25/13	1
1,2-Dichlorobenzene	U	0.35	1.0	ug/l		8260B	11/25/13	1
1,3-Dichlorobenzene	U	0.22	1.0	ug/l		8260B	11/25/13	1
1,4-Dichlorobenzene	U	0.27	1.0	ug/l		8260B	11/25/13	1
Dichlorodifluoromethane	U	0.55	5.0	ug/l		8260B	11/25/13	1
1,1-Dichloroethane	U	0.26	1.0	ug/l		8260B	11/25/13	1
1,2-Dichloroethane	U	0.36	1.0	ug/l		8260B	11/25/13	1
1,1-Dichloroethene	U	0.40	1.0	ug/l		8260B	11/25/13	1
cis-1,2-Dichloroethene	U	0.26	1.0	ug/l		8260B	11/25/13	1
trans-1,2-Dichloroethene	U	0.40	1.0	ug/l		8260B	11/25/13	1
1,2-Dichloropropane	U	0.31	1.0	ug/l		8260B	11/25/13	1
1,1-Dichloropropene	U	0.35	1.0	ug/l		8260B	11/25/13	1
1,3-Dichloropropane	U	0.37	1.0	ug/l		8260B	11/25/13	1
cis-1,3-Dichloropropene	U	0.42	1.0	ug/l		8260B	11/25/13	1
trans-1,3-Dichloropropene	U	0.42	1.0	ug/l		8260B	11/25/13	1
2,2-Dichloropropane	U	0.32	1.0	ug/l		8260B	11/25/13	1
Di-isopropyl ether	U	0.32	1.0	ug/l		8260B	11/25/13	1
Ethylbenzene	U	0.38	1.0	ug/l		8260B	11/25/13	1
Hexachloro-1,3-butadiene	U	0.26	1.0	ug/l		8260B	11/25/13	1
Isopropylbenzene	U	0.33	1.0	ug/l		8260B	11/25/13	1

U = ND (Not Detected)
 RDL = Reported Detection Limit = LOQ = PQL = EQL = TRRP MQL
 MDL = Minimum Detection Limit = LOD = TRRP SDL

Note:
 The reported analytical results relate only to the sample submitted.
 This report shall not be reproduced, except in full, without the written approval from ESC.

Reported: 11/27/13 17:16 Printed: 11/27/13 17:18



12065 Lebanon Rd.
 Mt. Juliet, TN 37122
 (615) 758-5858
 1-800-767-5859
 Fax (615) 758-5859

Tax I.D. 62-0814289

Est. 1970

REPORT OF ANALYSIS

Chris Kramer (SLR)
 Jeld-Wen
 1800 Blankenship Road, Suite 440
 West Linn, OR 97068

November 27, 2013

Date Received : November 20, 2013
 Description : Nord Door Project - Everett, WA
 Sample ID : GP-602-W
 Collected By : Chris Lee
 Collection Date : 11/18/13 12:45

ESC Sample # : L669761-02
 Site ID : EVERETT, WA
 Project # : 108.00228.00048

Parameter	Result	MDL	RDL	Units	Qualifier	Method	Date	Dil.
p-Isopropyltoluene	0.58	0.35	1.0	ug/l	J	8260B	11/25/13	1
2-Butanone (MEK)	U	3.9	10.	ug/l		8260B	11/25/13	1
Methylene Chloride	U	1.0	5.0	ug/l		8260B	11/25/13	1
4-Methyl-2-pentanone (MIBK)	U	2.1	10.	ug/l		8260B	11/25/13	1
Methyl tert-butyl ether	U	0.37	1.0	ug/l		8260B	11/25/13	1
Naphthalene	U	1.0	5.0	ug/l		8260B	11/25/13	1
n-Propylbenzene	U	0.35	1.0	ug/l		8260B	11/25/13	1
Styrene	U	0.31	1.0	ug/l		8260B	11/25/13	1
1,1,1,2-Tetrachloroethane	U	0.38	1.0	ug/l		8260B	11/25/13	1
1,1,2,2-Tetrachloroethane	U	0.58	1.0	ug/l		8260B	11/25/13	1
1,1,2-Trichlorotrifluoroethane	U	0.30	1.0	ug/l		8260B	11/25/13	1
Tetrachloroethene	U	0.37	1.0	ug/l		8260B	11/25/13	1
Toluene	U	0.78	5.0	ug/l		8260B	11/25/13	1
1,2,3-Trichlorobenzene	U	0.23	1.0	ug/l		8260B	11/25/13	1
1,2,4-Trichlorobenzene	U	0.21	1.0	ug/l		8260B	11/25/13	1
1,1,1-Trichloroethane	U	0.32	1.0	ug/l		8260B	11/25/13	1
1,1,2-Trichloroethane	U	0.38	1.0	ug/l		8260B	11/25/13	1
Trichloroethene	U	0.40	1.0	ug/l		8260B	11/25/13	1
Trichlorofluoromethane	U	1.2	5.0	ug/l		8260B	11/25/13	1
1,2,3-Trichloropropane	U	0.81	2.5	ug/l		8260B	11/25/13	1
1,2,4-Trimethylbenzene	U	0.37	1.0	ug/l		8260B	11/25/13	1
1,2,3-Trimethylbenzene	U	0.32	1.0	ug/l		8260B	11/25/13	1
1,3,5-Trimethylbenzene	U	0.39	1.0	ug/l		8260B	11/25/13	1
Vinyl chloride	U	0.26	1.0	ug/l		8260B	11/25/13	1
Xylenes, Total	U	1.1	3.0	ug/l		8260B	11/25/13	1
Surrogate Recovery								
Toluene-d8	105.			% Rec.		8260B	11/25/13	1
Dibromofluoromethane	105.			% Rec.		8260B	11/25/13	1
4-Bromofluorobenzene	102.			% Rec.		8260B	11/25/13	1
Extraction Date	11/21/13					NWTPH-H	11/25/13	1
Gasoline (C7-C12)	U	33.	100	ug/l		NWTPH-H	11/25/13	1
Mineral Spirits	U	33.	100	ug/l		NWTPH-H	11/25/13	1
Kerosene	U	33.	100	ug/l		NWTPH-H	11/25/13	1
Diesel (C12-C24)	56.	33.	100	ug/l	J	NWTPH-H	11/25/13	1
#6 Fuel Oil	U	33.	100	ug/l		NWTPH-H	11/25/13	1
Hydraulic Fluid	U	33.	100	ug/l		NWTPH-H	11/25/13	1
Motor Oil (C24-C30)	U	160	500	ug/l		NWTPH-H	11/25/13	1
Surrogate recovery(%)								
o-Terphenyl	50.2			% Rec.		NWTPH-H	11/25/13	1

U = ND (Not Detected)
 RDL = Reported Detection Limit = LOQ = PQL = EQL = TRRP MQL
 MDL = Minimum Detection Limit = LOD = TRRP SDL

Note:
 The reported analytical results relate only to the sample submitted.
 This report shall not be reproduced, except in full, without the written approval from ESC.

Reported: 11/27/13 17:16 Printed: 11/27/13 17:18



12065 Lebanon Rd.
 Mt. Juliet, TN 37122
 (615) 758-5858
 1-800-767-5859
 Fax (615) 758-5859

Tax I.D. 62-0814289

Est. 1970

REPORT OF ANALYSIS

Chris Kramer (SLR)
 Jeld-Wen
 1800 Blankenship Road, Suite 440
 West Linn, OR 97068

November 27, 2013

Date Received : November 20, 2013
 Description : Nord Door Project - Everett, WA

ESC Sample # : L669761-03

Sample ID : GP-603-W

Site ID : EVERETT, WA

Collected By : Chris Lee
 Collection Date : 11/18/13 14:00

Project # : 108.00228.00048

Parameter	Result	MDL	RDL	Units	Qualifier	Method	Date	Dil.
Volatile Organics								
Acetone	U	10.	50.	ug/l		8260B	11/27/13	1
Acrolein	U	8.9	50.	ug/l		8260B	11/27/13	1
Acrylonitrile	U	1.9	10.	ug/l		8260B	11/27/13	1
Benzene	U	0.33	1.0	ug/l		8260B	11/27/13	1
Bromobenzene	U	0.35	1.0	ug/l		8260B	11/27/13	1
Bromodichloromethane	U	0.38	1.0	ug/l		8260B	11/27/13	1
Bromoform	U	0.47	1.0	ug/l		8260B	11/27/13	1
Bromomethane	U	0.87	5.0	ug/l		8260B	11/27/13	1
n-Butylbenzene	U	0.36	1.0	ug/l		8260B	11/27/13	1
sec-Butylbenzene	U	0.36	1.0	ug/l		8260B	11/27/13	1
tert-Butylbenzene	U	0.40	1.0	ug/l		8260B	11/27/13	1
Carbon tetrachloride	U	0.38	1.0	ug/l		8260B	11/27/13	1
Chlorobenzene	U	0.35	1.0	ug/l		8260B	11/27/13	1
Chlorodibromomethane	U	0.33	1.0	ug/l		8260B	11/27/13	1
Chloroethane	U	0.45	5.0	ug/l		8260B	11/27/13	1
2-Chloroethyl vinyl ether	U	3.0	50.	ug/l		8260B	11/27/13	1
Chloroform	U	0.32	5.0	ug/l		8260B	11/27/13	1
Chloromethane	U	0.28	2.5	ug/l		8260B	11/27/13	1
2-Chlorotoluene	U	0.38	1.0	ug/l		8260B	11/27/13	1
4-Chlorotoluene	U	0.35	1.0	ug/l		8260B	11/27/13	1
1,2-Dibromo-3-Chloropropane	U	1.3	5.0	ug/l		8260B	11/27/13	1
1,2-Dibromoethane	U	0.38	1.0	ug/l		8260B	11/27/13	1
Dibromomethane	U	0.35	1.0	ug/l		8260B	11/27/13	1
1,2-Dichlorobenzene	U	0.35	1.0	ug/l		8260B	11/27/13	1
1,3-Dichlorobenzene	U	0.22	1.0	ug/l		8260B	11/27/13	1
1,4-Dichlorobenzene	U	0.27	1.0	ug/l		8260B	11/27/13	1
Dichlorodifluoromethane	U	0.55	5.0	ug/l		8260B	11/27/13	1
1,1-Dichloroethane	U	0.26	1.0	ug/l		8260B	11/27/13	1
1,2-Dichloroethane	U	0.36	1.0	ug/l		8260B	11/27/13	1
1,1-Dichloroethene	U	0.40	1.0	ug/l		8260B	11/27/13	1
cis-1,2-Dichloroethene	U	0.26	1.0	ug/l		8260B	11/27/13	1
trans-1,2-Dichloroethene	U	0.40	1.0	ug/l		8260B	11/27/13	1
1,2-Dichloropropane	U	0.31	1.0	ug/l		8260B	11/27/13	1
1,1-Dichloropropene	U	0.35	1.0	ug/l		8260B	11/27/13	1
1,3-Dichloropropane	U	0.37	1.0	ug/l		8260B	11/27/13	1
cis-1,3-Dichloropropene	U	0.42	1.0	ug/l		8260B	11/27/13	1
trans-1,3-Dichloropropene	U	0.42	1.0	ug/l		8260B	11/27/13	1
2,2-Dichloropropane	U	0.32	1.0	ug/l		8260B	11/27/13	1
Di-isopropyl ether	U	0.32	1.0	ug/l		8260B	11/27/13	1
Ethylbenzene	U	0.38	1.0	ug/l		8260B	11/27/13	1
Hexachloro-1,3-butadiene	U	0.26	1.0	ug/l		8260B	11/27/13	1
Isopropylbenzene	U	0.33	1.0	ug/l		8260B	11/27/13	1

U = ND (Not Detected)
 RDL = Reported Detection Limit = LOQ = PQL = EQL = TRRP MQL
 MDL = Minimum Detection Limit = LOD = TRRP SDL

Note:
 The reported analytical results relate only to the sample submitted.
 This report shall not be reproduced, except in full, without the written approval from ESC.

Reported: 11/27/13 17:16 Printed: 11/27/13 17:18



12065 Lebanon Rd.
 Mt. Juliet, TN 37122
 (615) 758-5858
 1-800-767-5859
 Fax (615) 758-5859

Tax I.D. 62-0814289

Est. 1970

REPORT OF ANALYSIS

Chris Kramer (SLR)
 Jeld-Wen
 1800 Blankenship Road, Suite 440
 West Linn, OR 97068

November 27, 2013

Date Received : November 20, 2013
 Description : Nord Door Project - Everett, WA
 Sample ID : GP-603-W
 Collected By : Chris Lee
 Collection Date : 11/18/13 14:00

ESC Sample # : L669761-03
 Site ID : EVERETT, WA
 Project # : 108.00228.00048

Parameter	Result	MDL	RDL	Units	Qualifier	Method	Date	Dil.
p-Isopropyltoluene	U	0.35	1.0	ug/l		8260B	11/27/13	1
2-Butanone (MEK)	U	3.9	10.	ug/l		8260B	11/27/13	1
Methylene Chloride	U	1.0	5.0	ug/l		8260B	11/27/13	1
4-Methyl-2-pentanone (MIBK)	U	2.1	10.	ug/l		8260B	11/27/13	1
Methyl tert-butyl ether	U	0.37	1.0	ug/l		8260B	11/27/13	1
Naphthalene	U	1.0	5.0	ug/l		8260B	11/27/13	1
n-Propylbenzene	U	0.35	1.0	ug/l		8260B	11/27/13	1
Styrene	U	0.31	1.0	ug/l		8260B	11/27/13	1
1,1,1,2-Tetrachloroethane	U	0.38	1.0	ug/l		8260B	11/27/13	1
1,1,2,2-Tetrachloroethane	U	0.58	1.0	ug/l		8260B	11/27/13	1
1,1,2-Trichlorotrifluoroethane	U	0.30	1.0	ug/l		8260B	11/27/13	1
Tetrachloroethene	U	0.37	1.0	ug/l		8260B	11/27/13	1
Toluene	U	0.78	5.0	ug/l		8260B	11/27/13	1
1,2,3-Trichlorobenzene	U	0.23	1.0	ug/l		8260B	11/27/13	1
1,2,4-Trichlorobenzene	U	0.21	1.0	ug/l		8260B	11/27/13	1
1,1,1-Trichloroethane	U	0.32	1.0	ug/l		8260B	11/27/13	1
1,1,2-Trichloroethane	U	0.38	1.0	ug/l		8260B	11/27/13	1
Trichloroethene	U	0.40	1.0	ug/l		8260B	11/27/13	1
Trichlorofluoromethane	U	1.2	5.0	ug/l		8260B	11/27/13	1
1,2,3-Trichloropropane	U	0.81	2.5	ug/l		8260B	11/27/13	1
1,2,4-Trimethylbenzene	U	0.37	1.0	ug/l		8260B	11/27/13	1
1,2,3-Trimethylbenzene	U	0.32	1.0	ug/l		8260B	11/27/13	1
1,3,5-Trimethylbenzene	U	0.39	1.0	ug/l		8260B	11/27/13	1
Vinyl chloride	U	0.26	1.0	ug/l		8260B	11/27/13	1
Xylenes, Total	U	1.1	3.0	ug/l		8260B	11/27/13	1
Surrogate Recovery								
Toluene-d8	103.			% Rec.		8260B	11/27/13	1
Dibromofluoromethane	104.			% Rec.		8260B	11/27/13	1
4-Bromofluorobenzene	101.			% Rec.		8260B	11/27/13	1
Extraction Date	11/21/13					NWTPH-H	11/25/13	1
Gasoline (C7-C12)	U	33.	100	ug/l		NWTPH-H	11/25/13	1
Mineral Spirits	U	33.	100	ug/l		NWTPH-H	11/25/13	1
Kerosene	U	33.	100	ug/l		NWTPH-H	11/25/13	1
Diesel (C12-C24)	360	33.	100	ug/l		NWTPH-H	11/25/13	1
#6 Fuel Oil	U	33.	100	ug/l		NWTPH-H	11/25/13	1
Hydraulic Fluid	U	33.	100	ug/l		NWTPH-H	11/25/13	1
Motor Oil (C24-C30)	920	160	500	ug/l		NWTPH-H	11/25/13	1
Surrogate recovery(%)								
o-Terphenyl	34.3			% Rec.	J2	NWTPH-H	11/25/13	1

U = ND (Not Detected)
 RDL = Reported Detection Limit = LOQ = PQL = EQL = TRRP MQL
 MDL = Minimum Detection Limit = LOD = TRRP SDL

Note:
 The reported analytical results relate only to the sample submitted.
 This report shall not be reproduced, except in full, without the written approval from ESC.

Reported: 11/27/13 17:16 Printed: 11/27/13 17:18



12065 Lebanon Rd.
 Mt. Juliet, TN 37122
 (615) 758-5858
 1-800-767-5859
 Fax (615) 758-5859

Tax I.D. 62-0814289

Est. 1970

REPORT OF ANALYSIS

Chris Kramer (SLR)
 Jeld-Wen
 1800 Blankenship Road, Suite 440
 West Linn, OR 97068

November 27, 2013

Date Received : November 20, 2013
 Description : Nord Door Project - Everett, WA
 Sample ID : GP-604-W
 Collected By : Chris Lee
 Collection Date : 11/18/13 15:10

ESC Sample # : L669761-04
 Site ID : EVERETT, WA
 Project # : 108.00228.00048

Parameter	Result	MDL	RDL	Units	Qualifier	Method	Date	Dil.
Volatile Organics								
Acetone	U	10.	50.	ug/l		8260B	11/25/13	1
Acrolein	U	8.9	50.	ug/l		8260B	11/25/13	1
Acrylonitrile	U	1.9	10.	ug/l		8260B	11/25/13	1
Benzene	U	0.33	1.0	ug/l		8260B	11/25/13	1
Bromobenzene	U	0.35	1.0	ug/l		8260B	11/25/13	1
Bromodichloromethane	U	0.38	1.0	ug/l		8260B	11/25/13	1
Bromoform	U	0.47	1.0	ug/l		8260B	11/25/13	1
Bromomethane	U	0.87	5.0	ug/l		8260B	11/25/13	1
n-Butylbenzene	U	0.36	1.0	ug/l		8260B	11/25/13	1
sec-Butylbenzene	U	0.36	1.0	ug/l		8260B	11/25/13	1
tert-Butylbenzene	U	0.40	1.0	ug/l		8260B	11/25/13	1
Carbon tetrachloride	U	0.38	1.0	ug/l		8260B	11/25/13	1
Chlorobenzene	U	0.35	1.0	ug/l		8260B	11/25/13	1
Chlorodibromomethane	U	0.33	1.0	ug/l		8260B	11/25/13	1
Chloroethane	U	0.45	5.0	ug/l		8260B	11/25/13	1
2-Chloroethyl vinyl ether	U	3.0	50.	ug/l	J4	8260B	11/25/13	1
Chloroform	U	0.32	5.0	ug/l		8260B	11/25/13	1
Chloromethane	U	0.28	2.5	ug/l		8260B	11/25/13	1
2-Chlorotoluene	U	0.38	1.0	ug/l		8260B	11/25/13	1
4-Chlorotoluene	U	0.35	1.0	ug/l		8260B	11/25/13	1
1,2-Dibromo-3-Chloropropane	U	1.3	5.0	ug/l		8260B	11/25/13	1
1,2-Dibromoethane	U	0.38	1.0	ug/l		8260B	11/25/13	1
Dibromomethane	U	0.35	1.0	ug/l		8260B	11/25/13	1
1,2-Dichlorobenzene	U	0.35	1.0	ug/l		8260B	11/25/13	1
1,3-Dichlorobenzene	U	0.22	1.0	ug/l		8260B	11/25/13	1
1,4-Dichlorobenzene	U	0.27	1.0	ug/l		8260B	11/25/13	1
Dichlorodifluoromethane	U	0.55	5.0	ug/l		8260B	11/25/13	1
1,1-Dichloroethane	U	0.26	1.0	ug/l		8260B	11/25/13	1
1,2-Dichloroethane	U	0.36	1.0	ug/l		8260B	11/25/13	1
1,1-Dichloroethene	U	0.40	1.0	ug/l		8260B	11/25/13	1
cis-1,2-Dichloroethene	U	0.26	1.0	ug/l		8260B	11/25/13	1
trans-1,2-Dichloroethene	U	0.40	1.0	ug/l		8260B	11/25/13	1
1,2-Dichloropropane	U	0.31	1.0	ug/l		8260B	11/25/13	1
1,1-Dichloropropene	U	0.35	1.0	ug/l		8260B	11/25/13	1
1,3-Dichloropropane	U	0.37	1.0	ug/l		8260B	11/25/13	1
cis-1,3-Dichloropropene	U	0.42	1.0	ug/l		8260B	11/25/13	1
trans-1,3-Dichloropropene	U	0.42	1.0	ug/l		8260B	11/25/13	1
2,2-Dichloropropane	U	0.32	1.0	ug/l		8260B	11/25/13	1
Di-isopropyl ether	U	0.32	1.0	ug/l		8260B	11/25/13	1
Ethylbenzene	U	0.38	1.0	ug/l		8260B	11/25/13	1
Hexachloro-1,3-butadiene	U	0.26	1.0	ug/l		8260B	11/25/13	1
Isopropylbenzene	U	0.33	1.0	ug/l		8260B	11/25/13	1

U = ND (Not Detected)
 RDL = Reported Detection Limit = LOQ = PQL = EQL = TRRP MQL
 MDL = Minimum Detection Limit = LOD = TRRP SDL

Note:
 The reported analytical results relate only to the sample submitted.
 This report shall not be reproduced, except in full, without the written approval from ESC.

Reported: 11/27/13 17:16 Printed: 11/27/13 17:18



12065 Lebanon Rd.
 Mt. Juliet, TN 37122
 (615) 758-5858
 1-800-767-5859
 Fax (615) 758-5859

Tax I.D. 62-0814289

Est. 1970

REPORT OF ANALYSIS

Chris Kramer (SLR)
 Jeld-Wen
 1800 Blankenship Road, Suite 440
 West Linn, OR 97068

November 27, 2013

Date Received : November 20, 2013
 Description : Nord Door Project - Everett, WA
 Sample ID : GP-604-W
 Collected By : Chris Lee
 Collection Date : 11/18/13 15:10

ESC Sample # : L669761-04
 Site ID : EVERETT, WA
 Project # : 108.00228.00048

Parameter	Result	MDL	RDL	Units	Qualifier	Method	Date	Dil.
p-Isopropyltoluene	1.1	0.35	1.0	ug/l		8260B	11/25/13	1
2-Butanone (MEK)	U	3.9	10.	ug/l		8260B	11/25/13	1
Methylene Chloride	U	1.0	5.0	ug/l		8260B	11/25/13	1
4-Methyl-2-pentanone (MIBK)	U	2.1	10.	ug/l		8260B	11/25/13	1
Methyl tert-butyl ether	U	0.37	1.0	ug/l		8260B	11/25/13	1
Naphthalene	U	1.0	5.0	ug/l		8260B	11/25/13	1
n-Propylbenzene	U	0.35	1.0	ug/l		8260B	11/25/13	1
Styrene	U	0.31	1.0	ug/l		8260B	11/25/13	1
1,1,1,2-Tetrachloroethane	U	0.38	1.0	ug/l		8260B	11/25/13	1
1,1,2,2-Tetrachloroethane	U	0.58	1.0	ug/l		8260B	11/25/13	1
1,1,2-Trichlorotrifluoroethane	U	0.30	1.0	ug/l		8260B	11/25/13	1
Tetrachloroethene	U	0.37	1.0	ug/l		8260B	11/25/13	1
Toluene	U	0.78	5.0	ug/l		8260B	11/25/13	1
1,2,3-Trichlorobenzene	U	0.23	1.0	ug/l		8260B	11/25/13	1
1,2,4-Trichlorobenzene	U	0.21	1.0	ug/l		8260B	11/25/13	1
1,1,1-Trichloroethane	U	0.32	1.0	ug/l		8260B	11/25/13	1
1,1,2-Trichloroethane	U	0.38	1.0	ug/l		8260B	11/25/13	1
Trichloroethene	U	0.40	1.0	ug/l		8260B	11/25/13	1
Trichlorofluoromethane	U	1.2	5.0	ug/l		8260B	11/25/13	1
1,2,3-Trichloropropane	U	0.81	2.5	ug/l		8260B	11/25/13	1
1,2,4-Trimethylbenzene	U	0.37	1.0	ug/l		8260B	11/25/13	1
1,2,3-Trimethylbenzene	U	0.32	1.0	ug/l		8260B	11/25/13	1
1,3,5-Trimethylbenzene	U	0.39	1.0	ug/l		8260B	11/25/13	1
Vinyl chloride	U	0.26	1.0	ug/l		8260B	11/25/13	1
Xylenes, Total	U	1.1	3.0	ug/l		8260B	11/25/13	1
Surrogate Recovery								
Toluene-d8	102.			% Rec.		8260B	11/25/13	1
Dibromofluoromethane	110.			% Rec.		8260B	11/25/13	1
4-Bromofluorobenzene	88.7			% Rec.		8260B	11/25/13	1
Extraction Date	11/21/13					NWTPH-H	11/25/13	1
Gasoline (C7-C12)	70.	33.	100	ug/l	J	NWTPH-H	11/25/13	1
Mineral Spirits	U	33.	100	ug/l		NWTPH-H	11/25/13	1
Kerosene	U	33.	100	ug/l		NWTPH-H	11/25/13	1
Diesel (C12-C24)	190	33.	100	ug/l		NWTPH-H	11/25/13	1
#6 Fuel Oil	U	33.	100	ug/l		NWTPH-H	11/25/13	1
Hydraulic Fluid	U	33.	100	ug/l		NWTPH-H	11/25/13	1
Motor Oil (C24-C30)	220	160	500	ug/l	J	NWTPH-H	11/25/13	1
Surrogate recovery(%)								
o-Terphenyl	49.2			% Rec.	J2	NWTPH-H	11/25/13	1

U = ND (Not Detected)
 RDL = Reported Detection Limit = LOQ = PQL = EQL = TRRP MQL
 MDL = Minimum Detection Limit = LOD = TRRP SDL

Note:
 The reported analytical results relate only to the sample submitted.
 This report shall not be reproduced, except in full, without the written approval from ESC.

Reported: 11/27/13 17:16 Printed: 11/27/13 17:18



12065 Lebanon Rd.
 Mt. Juliet, TN 37122
 (615) 758-5858
 1-800-767-5859
 Fax (615) 758-5859

Tax I.D. 62-0814289

Est. 1970

REPORT OF ANALYSIS

Chris Kramer (SLR)
 Jeld-Wen
 1800 Blankenship Road, Suite 440
 West Linn, OR 97068

November 27, 2013

Date Received : November 20, 2013
 Description : Nord Door Project - Everett, WA
 Sample ID : TP-10 10FT
 Collected By : Chris Lee
 Collection Date : 11/13/13 09:05

ESC Sample # : L669761-06

Site ID : EVERETT, WA

Project # : 108.00228.00048

Parameter	Dry Result	MDL	RDL	Units	Qualifier	Method	Date	Dil.
Total Solids	96.3	0.0333	0.100	%		2540 G-2	11/26/13	1
Volatile Organics								
Acetone	0.022	0.010	0.054	mg/kg	J	8260B	11/24/13	1.05
Benzene	U	0.00036	0.0011	mg/kg		8260B	11/24/13	1.05
Bromochloromethane	U	0.00042	0.0011	mg/kg		8260B	11/24/13	1.05
Bromodichloromethane	U	0.00033	0.0011	mg/kg		8260B	11/24/13	1.05
Bromoform	U	0.00038	0.0011	mg/kg		8260B	11/24/13	1.05
Bromomethane	U	0.0018	0.0054	mg/kg		8260B	11/24/13	1.05
2-Butanone (MEK)	U	0.0029	0.011	mg/kg		8260B	11/24/13	1.05
Carbon disulfide	0.00098	0.00040	0.0011	mg/kg	J	8260B	11/24/13	1.05
Carbon tetrachloride	U	0.00039	0.0011	mg/kg		8260B	11/24/13	1.05
Chlorobenzene	U	0.00034	0.0011	mg/kg		8260B	11/24/13	1.05
Chloroethane	U	0.0012	0.0054	mg/kg		8260B	11/24/13	1.05
Chloroform	U	0.00045	0.0054	mg/kg		8260B	11/24/13	1.05
Chloromethane	U	0.00073	0.0027	mg/kg		8260B	11/24/13	1.05
1,2-Dibromo-3-Chloropropane	U	0.0021	0.0054	mg/kg		8260B	11/24/13	1.05
Chlorodibromomethane	U	0.00037	0.0011	mg/kg		8260B	11/24/13	1.05
1,2-Dibromoethane	U	0.00039	0.0011	mg/kg		8260B	11/24/13	1.05
1,2-Dichlorobenzene	U	0.00037	0.0011	mg/kg		8260B	11/24/13	1.05
1,3-Dichlorobenzene	U	0.00035	0.0011	mg/kg		8260B	11/24/13	1.05
1,4-Dichlorobenzene	U	0.00034	0.0011	mg/kg		8260B	11/24/13	1.05
Dichlorodifluoromethane	U	0.00081	0.0054	mg/kg		8260B	11/24/13	1.05
1,1-Dichloroethane	U	0.00041	0.0011	mg/kg		8260B	11/24/13	1.05
1,2-Dichloroethane	U	0.00042	0.0011	mg/kg		8260B	11/24/13	1.05
1,1-Dichloroethene	U	0.00066	0.0011	mg/kg		8260B	11/24/13	1.05
cis-1,2-Dichloroethene	U	0.00037	0.0011	mg/kg		8260B	11/24/13	1.05
trans-1,2-Dichloroethene	U	0.00041	0.0011	mg/kg		8260B	11/24/13	1.05
1,2-Dichloropropane	U	0.00068	0.0011	mg/kg		8260B	11/24/13	1.05
cis-1,3-Dichloropropene	U	0.00040	0.0011	mg/kg		8260B	11/24/13	1.05
trans-1,3-Dichloropropene	U	0.00036	0.0011	mg/kg		8260B	11/24/13	1.05
Ethylbenzene	U	0.00039	0.0011	mg/kg		8260B	11/24/13	1.05
2-Hexanone	U	0.0021	0.011	mg/kg		8260B	11/24/13	1.05
Isopropylbenzene	U	0.00033	0.0011	mg/kg		8260B	11/24/13	1.05
4-Methyl-2-pentanone (MIBK)	U	0.0030	0.011	mg/kg		8260B	11/24/13	1.05
Methyl tert-butyl ether	U	0.00034	0.0011	mg/kg		8260B	11/24/13	1.05
Methylene Chloride	U	0.0010	0.0054	mg/kg		8260B	11/24/13	1.05
Styrene	U	0.00039	0.0011	mg/kg		8260B	11/24/13	1.05
1,1,2,2-Tetrachloroethane	U	0.00043	0.0011	mg/kg		8260B	11/24/13	1.05
Tetrachloroethene	U	0.00042	0.0011	mg/kg		8260B	11/24/13	1.05
Toluene	U	0.00033	0.0054	mg/kg		8260B	11/24/13	1.05
1,1,2-Trichlorotrifluoroethane	U	0.00040	0.0011	mg/kg		8260B	11/24/13	1.05
1,2,3-Trichlorobenzene	U	0.00046	0.0011	mg/kg		8260B	11/24/13	1.05

Results listed are dry weight basis.

U = ND (Not Detected)

MDL = Minimum Detection Limit = LOD = TRRP SDL

RDL = Reported Detection Limit = LOQ = PQL = EQL = TRRP MQL

Note:

This report shall not be reproduced, except in full, without the written approval from ESC.

The reported analytical results relate only to the sample submitted

Reported: 11/27/13 17:16 Printed: 11/27/13 17:18



12065 Lebanon Rd.
 Mt. Juliet, TN 37122
 (615) 758-5858
 1-800-767-5859
 Fax (615) 758-5859

Tax I.D. 62-0814289

Est. 1970

REPORT OF ANALYSIS

Chris Kramer (SLR)
 Jeld-Wen
 1800 Blankenship Road, Suite 440
 West Linn, OR 97068

November 27, 2013

Date Received : November 20, 2013
 Description : Nord Door Project - Everett, WA
 Sample ID : TP-10 10FT
 Collected By : Chris Lee
 Collection Date : 11/13/13 09:05

ESC Sample # : L669761-06

Site ID : EVERETT, WA

Project # : 108.00228.00048

Parameter	Dry Result	MDL	RDL	Units	Qualifier	Method	Date	Dil.
1,2,4-Trichlorobenzene	U	0.00031	0.0011	mg/kg		8260B	11/24/13	1.05
1,1,1-Trichloroethane	U	0.00038	0.0011	mg/kg		8260B	11/24/13	1.05
1,1,2-Trichloroethane	U	0.00037	0.0011	mg/kg		8260B	11/24/13	1.05
Trichloroethene	U	0.00035	0.0011	mg/kg		8260B	11/24/13	1.05
Trichlorofluoromethane	U	0.00094	0.0054	mg/kg		8260B	11/24/13	1.05
Vinyl chloride	U	0.00040	0.0011	mg/kg		8260B	11/24/13	1.05
Xylenes, Total	U	0.00048	0.0033	mg/kg		8260B	11/24/13	1.05
Cyclohexane	U	0.00035	0.0011	mg/kg		8260B	11/24/13	1.05
1,4-Dioxane	U	0.035	0.11	mg/kg		8260B	11/24/13	1.05
Methyl Acetate	U	0.0069	0.022	mg/kg		8260B	11/24/13	1.05
Methyl Cyclohexane	U	0.00035	0.0011	mg/kg		8260B	11/24/13	1.05
Surrogate Recovery								
Toluene-d8	99.8			% Rec.		8260B	11/24/13	1.05
Dibromofluoromethane	107.			% Rec.		8260B	11/24/13	1.05
4-Bromofluorobenzene	90.1			% Rec.		8260B	11/24/13	1.05
Extraction Date	U		11/21/13			NWTPH-HC	11/25/13	1
Gasoline (C7-C12)	U	1.3	4.2	mg/kg		NWTPH-HC	11/25/13	1
Mineral Spirits	U	1.3	4.2	mg/kg		NWTPH-HC	11/25/13	1
Kerosene	U	1.3	4.2	mg/kg		NWTPH-HC	11/25/13	1
Diesel (C12-C24)	U	1.3	4.2	mg/kg	J3	NWTPH-HC	11/25/13	1
#6 Fuel Oil	U	1.3	4.2	mg/kg		NWTPH-HC	11/25/13	1
Hydraulic Fluid	U	1.3	4.2	mg/kg		NWTPH-HC	11/25/13	1
Motor Oil (C24-C30)	U	3.3	10.	mg/kg		NWTPH-HC	11/25/13	1
Surrogate recovery(%)								
o-Terphenyl	72.7			% Rec.		NWTPH-HC	11/25/13	1
Polychlorinated Biphenyls								
PCB 1016	U	0.0065	0.018	mg/kg		8082	11/22/13	1
PCB 1221	U	0.0054	0.018	mg/kg		8082	11/22/13	1
PCB 1232	U	0.0042	0.018	mg/kg		8082	11/22/13	1
PCB 1242	U	0.0032	0.018	mg/kg		8082	11/22/13	1
PCB 1248	U	0.0032	0.018	mg/kg		8082	11/22/13	1
PCB 1254	U	0.0047	0.018	mg/kg		8082	11/22/13	1
PCB 1260	U	0.0049	0.018	mg/kg		8082	11/22/13	1
PCBs Surrogates								
Decachlorobiphenyl	98.3			% Rec.		8082	11/22/13	1
Tetrachloro-m-xylene	103.			% Rec.		8082	11/22/13	1

Results listed are dry weight basis.

U = ND (Not Detected)

MDL = Minimum Detection Limit = LOD = TRRP SDL

RDL = Reported Detection Limit = LOQ = PQL = EQL = TRRP MQL

Note:

This report shall not be reproduced, except in full, without the written approval from ESC.

The reported analytical results relate only to the sample submitted

Reported: 11/27/13 17:16 Printed: 11/27/13 17:18



12065 Lebanon Rd.
 Mt. Juliet, TN 37122
 (615) 758-5858
 1-800-767-5859
 Fax (615) 758-5859

Tax I.D. 62-0814289

Est. 1970

REPORT OF ANALYSIS

Chris Kramer (SLR)
 Jeld-Wen
 1800 Blankenship Road, Suite 440
 West Linn, OR 97068

November 27, 2013

Date Received : November 20, 2013
 Description : Nord Door Project - Everett, WA

ESC Sample # : L669761-08

Sample ID : TP-11 2FT

Site ID : EVERETT, WA

Collected By : Chris Lee
 Collection Date : 11/13/13 10:20

Project # : 108.00228.00048

Parameter	Dry Result	MDL	RDL	Units	Qualifier	Method	Date	Dil.
Total Solids	85.3	0.0333	0.100	%		2540 G-2	11/26/13	1
Volatile Organics								
Acetone	0.10	0.010	0.059	mg/kg		8260B	11/25/13	1
Benzene	0.0010	0.00034	0.0012	mg/kg	J	8260B	11/25/13	1
Bromochloromethane	U	0.00040	0.0012	mg/kg		8260B	11/25/13	1
Bromodichloromethane	U	0.00031	0.0012	mg/kg		8260B	11/25/13	1
Bromoform	U	0.00036	0.0012	mg/kg		8260B	11/25/13	1
Bromomethane	U	0.0018	0.0059	mg/kg		8260B	11/25/13	1
2-Butanone (MEK)	0.0038	0.0028	0.012	mg/kg	J	8260B	11/25/13	1
Carbon disulfide	U	0.00038	0.0012	mg/kg		8260B	11/25/13	1
Carbon tetrachloride	U	0.00038	0.0012	mg/kg		8260B	11/25/13	1
Chlorobenzene	U	0.00032	0.0012	mg/kg		8260B	11/25/13	1
Chloroethane	U	0.0012	0.0059	mg/kg		8260B	11/25/13	1
Chloroform	U	0.00043	0.0059	mg/kg		8260B	11/25/13	1
Chloromethane	U	0.00070	0.0029	mg/kg		8260B	11/25/13	1
1,2-Dibromo-3-Chloropropane	U	0.0020	0.0059	mg/kg		8260B	11/25/13	1
Chlorodibromomethane	U	0.00036	0.0012	mg/kg		8260B	11/25/13	1
1,2-Dibromoethane	U	0.00037	0.0012	mg/kg		8260B	11/25/13	1
1,2-Dichlorobenzene	U	0.00035	0.0012	mg/kg		8260B	11/25/13	1
1,3-Dichlorobenzene	U	0.00033	0.0012	mg/kg		8260B	11/25/13	1
1,4-Dichlorobenzene	U	0.00032	0.0012	mg/kg		8260B	11/25/13	1
Dichlorodifluoromethane	U	0.00077	0.0059	mg/kg		8260B	11/25/13	1
1,1-Dichloroethane	U	0.00040	0.0012	mg/kg		8260B	11/25/13	1
1,2-Dichloroethane	U	0.00040	0.0012	mg/kg		8260B	11/25/13	1
1,1-Dichloroethene	U	0.00063	0.0012	mg/kg		8260B	11/25/13	1
cis-1,2-Dichloroethene	U	0.00036	0.0012	mg/kg		8260B	11/25/13	1
trans-1,2-Dichloroethene	U	0.00039	0.0012	mg/kg		8260B	11/25/13	1
1,2-Dichloropropane	U	0.00065	0.0012	mg/kg		8260B	11/25/13	1
cis-1,3-Dichloropropene	U	0.00038	0.0012	mg/kg		8260B	11/25/13	1
trans-1,3-Dichloropropene	U	0.00034	0.0012	mg/kg		8260B	11/25/13	1
Ethylbenzene	U	0.00037	0.0012	mg/kg		8260B	11/25/13	1
2-Hexanone	U	0.0020	0.012	mg/kg		8260B	11/25/13	1
Isopropylbenzene	U	0.00031	0.0012	mg/kg		8260B	11/25/13	1
4-Methyl-2-pentanone (MIBK)	U	0.0028	0.012	mg/kg		8260B	11/25/13	1
Methyl tert-butyl ether	U	0.00032	0.0012	mg/kg		8260B	11/25/13	1
Methylene Chloride	U	0.0010	0.0059	mg/kg		8260B	11/25/13	1
Styrene	U	0.00038	0.0012	mg/kg		8260B	11/25/13	1
1,1,2,2-Tetrachloroethane	U	0.00041	0.0012	mg/kg		8260B	11/25/13	1
Tetrachloroethene	U	0.00040	0.0012	mg/kg		8260B	11/25/13	1
Toluene	0.00042	0.00031	0.0059	mg/kg	J	8260B	11/25/13	1
1,1,2-Trichlorotrifluoroethane	U	0.00038	0.0012	mg/kg		8260B	11/25/13	1
1,2,3-Trichlorobenzene	U	0.00044	0.0012	mg/kg		8260B	11/25/13	1

Results listed are dry weight basis.

U = ND (Not Detected)

MDL = Minimum Detection Limit = LOD = TRRP SDL

RDL = Reported Detection Limit = LOQ = PQL = EQL = TRRP MQL

Note:

This report shall not be reproduced, except in full, without the written approval from ESC.

The reported analytical results relate only to the sample submitted

Reported: 11/27/13 17:16 Printed: 11/27/13 17:18



12065 Lebanon Rd.
 Mt. Juliet, TN 37122
 (615) 758-5858
 1-800-767-5859
 Fax (615) 758-5859

Tax I.D. 62-0814289

Est. 1970

REPORT OF ANALYSIS

Chris Kramer (SLR)
 Jeld-Wen
 1800 Blankenship Road, Suite 440
 West Linn, OR 97068

November 27, 2013

Date Received : November 20, 2013
 Description : Nord Door Project - Everett, WA

ESC Sample # : L669761-08

Sample ID : TP-11 2FT

Site ID : EVERETT, WA

Collected By : Chris Lee
 Collection Date : 11/13/13 10:20

Project # : 108.00228.00048

Parameter	Dry Result	MDL	RDL	Units	Qualifier	Method	Date	Dil.
1,2,4-Trichlorobenzene	U	0.00030	0.0012	mg/kg		8260B	11/25/13	1
1,1,1-Trichloroethane	U	0.00036	0.0012	mg/kg		8260B	11/25/13	1
1,1,2-Trichloroethane	U	0.00035	0.0012	mg/kg		8260B	11/25/13	1
Trichloroethene	U	0.00033	0.0012	mg/kg		8260B	11/25/13	1
Trichlorofluoromethane	U	0.00089	0.0059	mg/kg		8260B	11/25/13	1
Vinyl chloride	U	0.00038	0.0012	mg/kg		8260B	11/25/13	1
Xylenes, Total	U	0.00046	0.0035	mg/kg		8260B	11/25/13	1
Cyclohexane	U	0.00033	0.0012	mg/kg		8260B	11/25/13	1
1,4-Dioxane	U	0.033	0.12	mg/kg		8260B	11/25/13	1
Methyl Acetate	U	0.0066	0.023	mg/kg		8260B	11/25/13	1
Methyl Cyclohexane	U	0.00033	0.0012	mg/kg		8260B	11/25/13	1
Surrogate Recovery								
Toluene-d8	103.			% Rec.		8260B	11/25/13	1
Dibromofluoromethane	103.			% Rec.		8260B	11/25/13	1
4-Bromofluorobenzene	90.4			% Rec.		8260B	11/25/13	1
Extraction Date	U		11/21/13			NWTPH-HC	11/25/13	1
Gasoline (C7-C12)	U	1.3	4.7	mg/kg		NWTPH-HC	11/25/13	1
Mineral Spirits	U	1.3	4.7	mg/kg		NWTPH-HC	11/25/13	1
Kerosene	U	1.3	4.7	mg/kg		NWTPH-HC	11/25/13	1
Diesel (C12-C24)	U	1.3	4.7	mg/kg	J3	NWTPH-HC	11/25/13	1
#6 Fuel Oil	U	1.3	4.7	mg/kg		NWTPH-HC	11/25/13	1
Hydraulic Fluid	U	1.3	4.7	mg/kg		NWTPH-HC	11/25/13	1
Motor Oil (C24-C30)	U	3.3	12.	mg/kg		NWTPH-HC	11/25/13	1
Surrogate recovery(%)								
o-Terphenyl	60.3			% Rec.		NWTPH-HC	11/25/13	1
Polychlorinated Biphenyls								
PCB 1016	U	0.0065	0.020	mg/kg		8082	11/25/13	1
PCB 1221	U	0.0054	0.020	mg/kg		8082	11/25/13	1
PCB 1232	U	0.0042	0.020	mg/kg		8082	11/25/13	1
PCB 1242	U	0.0032	0.020	mg/kg		8082	11/25/13	1
PCB 1248	U	0.0032	0.020	mg/kg		8082	11/25/13	1
PCB 1254	U	0.0047	0.020	mg/kg		8082	11/25/13	1
PCB 1260	U	0.0049	0.020	mg/kg		8082	11/25/13	1
PCBs Surrogates								
Decachlorobiphenyl	85.2			% Rec.		8082	11/25/13	1
Tetrachloro-m-xylene	95.8			% Rec.		8082	11/25/13	1

Results listed are dry weight basis.

U = ND (Not Detected)

MDL = Minimum Detection Limit = LOD = TRRP SDL

RDL = Reported Detection Limit = LOQ = PQL = EQL = TRRP MQL

Note:

This report shall not be reproduced, except in full, without the written approval from ESC.

The reported analytical results relate only to the sample submitted

Reported: 11/27/13 17:16 Printed: 11/27/13 17:18



12065 Lebanon Rd.
 Mt. Juliet, TN 37122
 (615) 758-5858
 1-800-767-5859
 Fax (615) 758-5859

Tax I.D. 62-0814289

Est. 1970

REPORT OF ANALYSIS

Chris Kramer (SLR)
 Jeld-Wen
 1800 Blankenship Road, Suite 440
 West Linn, OR 97068

November 27, 2013

Date Received : November 20, 2013
 Description : Nord Door Project - Everett, WA

ESC Sample # : L669761-10

Sample ID : TP-12 12.5FT

Site ID : EVERETT, WA

Collected By : Chris Lee
 Collection Date : 11/13/13 11:30

Project # : 108.00228.00048

Parameter	Dry Result	MDL	RDL	Units	Qualifier	Method	Date	Dil.
Total Solids	90.4	0.0333	0.100	%		2540 G-2	11/26/13	1
Volatile Organics								
Acetone	0.028	0.010	0.055	mg/kg	J	8260B	11/25/13	1
Benzene	U	0.00034	0.0011	mg/kg		8260B	11/25/13	1
Bromochloromethane	U	0.00040	0.0011	mg/kg		8260B	11/25/13	1
Bromodichloromethane	U	0.00031	0.0011	mg/kg		8260B	11/25/13	1
Bromoform	U	0.00036	0.0011	mg/kg		8260B	11/25/13	1
Bromomethane	U	0.0018	0.0055	mg/kg		8260B	11/25/13	1
2-Butanone (MEK)	U	0.0028	0.011	mg/kg		8260B	11/25/13	1
Carbon disulfide	0.0043	0.00038	0.0011	mg/kg		8260B	11/25/13	1
Carbon tetrachloride	U	0.00038	0.0011	mg/kg		8260B	11/25/13	1
Chlorobenzene	U	0.00032	0.0011	mg/kg		8260B	11/25/13	1
Chloroethane	U	0.0012	0.0055	mg/kg		8260B	11/25/13	1
Chloroform	U	0.00043	0.0055	mg/kg		8260B	11/25/13	1
Chloromethane	U	0.00070	0.0028	mg/kg		8260B	11/25/13	1
1,2-Dibromo-3-Chloropropane	U	0.0020	0.0055	mg/kg		8260B	11/25/13	1
Chlorodibromomethane	U	0.00036	0.0011	mg/kg		8260B	11/25/13	1
1,2-Dibromoethane	U	0.00037	0.0011	mg/kg		8260B	11/25/13	1
1,2-Dichlorobenzene	U	0.00035	0.0011	mg/kg		8260B	11/25/13	1
1,3-Dichlorobenzene	U	0.00033	0.0011	mg/kg		8260B	11/25/13	1
1,4-Dichlorobenzene	U	0.00032	0.0011	mg/kg		8260B	11/25/13	1
Dichlorodifluoromethane	U	0.00077	0.0055	mg/kg		8260B	11/25/13	1
1,1-Dichloroethane	U	0.00040	0.0011	mg/kg		8260B	11/25/13	1
1,2-Dichloroethane	U	0.00040	0.0011	mg/kg		8260B	11/25/13	1
1,1-Dichloroethene	U	0.00063	0.0011	mg/kg		8260B	11/25/13	1
cis-1,2-Dichloroethene	U	0.00036	0.0011	mg/kg		8260B	11/25/13	1
trans-1,2-Dichloroethene	U	0.00039	0.0011	mg/kg		8260B	11/25/13	1
1,2-Dichloropropane	U	0.00065	0.0011	mg/kg		8260B	11/25/13	1
cis-1,3-Dichloropropene	U	0.00038	0.0011	mg/kg		8260B	11/25/13	1
trans-1,3-Dichloropropene	U	0.00034	0.0011	mg/kg		8260B	11/25/13	1
Ethylbenzene	U	0.00037	0.0011	mg/kg		8260B	11/25/13	1
2-Hexanone	U	0.0020	0.011	mg/kg		8260B	11/25/13	1
Isopropylbenzene	U	0.00031	0.0011	mg/kg		8260B	11/25/13	1
4-Methyl-2-pentanone (MIBK)	U	0.0028	0.011	mg/kg		8260B	11/25/13	1
Methyl tert-butyl ether	U	0.00032	0.0011	mg/kg		8260B	11/25/13	1
Methylene Chloride	U	0.0010	0.0055	mg/kg		8260B	11/25/13	1
Styrene	U	0.00038	0.0011	mg/kg		8260B	11/25/13	1
1,1,2,2-Tetrachloroethane	U	0.00041	0.0011	mg/kg		8260B	11/25/13	1
Tetrachloroethene	U	0.00040	0.0011	mg/kg		8260B	11/25/13	1
Toluene	U	0.00031	0.0055	mg/kg		8260B	11/25/13	1
1,1,2-Trichlorotrifluoroethane	U	0.00038	0.0011	mg/kg		8260B	11/25/13	1
1,2,3-Trichlorobenzene	U	0.00044	0.0011	mg/kg		8260B	11/25/13	1

Results listed are dry weight basis.

U = ND (Not Detected)

MDL = Minimum Detection Limit = LOD = TRRP SDL

RDL = Reported Detection Limit = LOQ = PQL = EQL = TRRP MQL

Note:

This report shall not be reproduced, except in full, without the written approval from ESC.

The reported analytical results relate only to the sample submitted

Reported: 11/27/13 17:16 Printed: 11/27/13 17:18



12065 Lebanon Rd.
 Mt. Juliet, TN 37122
 (615) 758-5858
 1-800-767-5859
 Fax (615) 758-5859

Tax I.D. 62-0814289

Est. 1970

REPORT OF ANALYSIS

Chris Kramer (SLR)
 Jeld-Wen
 1800 Blankenship Road, Suite 440
 West Linn, OR 97068

November 27, 2013

Date Received : November 20, 2013
 Description : Nord Door Project - Everett, WA
 Sample ID : TP-12 12.5FT
 Collected By : Chris Lee
 Collection Date : 11/13/13 11:30

ESC Sample # : L669761-10
 Site ID : EVERETT, WA
 Project # : 108.00228.00048

Parameter	Dry Result	MDL	RDL	Units	Qualifier	Method	Date	Dil.
1,2,4-Trichlorobenzene	U	0.00030	0.0011	mg/kg		8260B	11/25/13	1
1,1,1-Trichloroethane	U	0.00036	0.0011	mg/kg		8260B	11/25/13	1
1,1,2-Trichloroethane	U	0.00035	0.0011	mg/kg		8260B	11/25/13	1
Trichloroethene	U	0.00033	0.0011	mg/kg		8260B	11/25/13	1
Trichlorofluoromethane	U	0.00089	0.0055	mg/kg		8260B	11/25/13	1
Vinyl chloride	U	0.00038	0.0011	mg/kg		8260B	11/25/13	1
Xylenes, Total	U	0.00046	0.0033	mg/kg		8260B	11/25/13	1
Cyclohexane	U	0.00033	0.0011	mg/kg		8260B	11/25/13	1
1,4-Dioxane	U	0.033	0.11	mg/kg		8260B	11/25/13	1
Methyl Acetate	U	0.0066	0.022	mg/kg		8260B	11/25/13	1
Methyl Cyclohexane	U	0.00033	0.0011	mg/kg		8260B	11/25/13	1
Surrogate Recovery								
Toluene-d8	101.			% Rec.		8260B	11/25/13	1
Dibromofluoromethane	111.			% Rec.		8260B	11/25/13	1
4-Bromofluorobenzene	86.3			% Rec.		8260B	11/25/13	1
Extraction Date	U		11/21/13			NWTPH-HC	11/25/13	1
Gasoline (C7-C12)	U	1.3	4.4	mg/kg		NWTPH-HC	11/25/13	1
Mineral Spirits	U	1.3	4.4	mg/kg		NWTPH-HC	11/25/13	1
Kerosene	U	1.3	4.4	mg/kg		NWTPH-HC	11/25/13	1
Diesel (C12-C24)	U	1.3	4.4	mg/kg	J3	NWTPH-HC	11/25/13	1
#6 Fuel Oil	U	1.3	4.4	mg/kg		NWTPH-HC	11/25/13	1
Hydraulic Fluid	U	1.3	4.4	mg/kg		NWTPH-HC	11/25/13	1
Motor Oil (C24-C30)	U	3.3	11.	mg/kg		NWTPH-HC	11/25/13	1
Surrogate recovery(%)								
o-Terphenyl	65.1			% Rec.		NWTPH-HC	11/25/13	1
Polychlorinated Biphenyls								
PCB 1016	U	0.0065	0.019	mg/kg		8082	11/22/13	1
PCB 1221	U	0.0054	0.019	mg/kg		8082	11/22/13	1
PCB 1232	U	0.0042	0.019	mg/kg		8082	11/22/13	1
PCB 1242	U	0.0032	0.019	mg/kg		8082	11/22/13	1
PCB 1248	U	0.0032	0.019	mg/kg		8082	11/22/13	1
PCB 1254	U	0.0047	0.019	mg/kg		8082	11/22/13	1
PCB 1260	U	0.0049	0.019	mg/kg		8082	11/22/13	1
PCBs Surrogates								
Decachlorobiphenyl	73.2			% Rec.		8082	11/22/13	1
Tetrachloro-m-xylene	86.9			% Rec.		8082	11/22/13	1

Results listed are dry weight basis.

U = ND (Not Detected)

MDL = Minimum Detection Limit = LOD = TRRP SDL

RDL = Reported Detection Limit = LOQ = PQL = EQL = TRRP MQL

Note:

This report shall not be reproduced, except in full, without the written approval from ESC.

The reported analytical results relate only to the sample submitted

Reported: 11/27/13 17:16 Printed: 11/27/13 17:18



12065 Lebanon Rd.
 Mt. Juliet, TN 37122
 (615) 758-5858
 1-800-767-5859
 Fax (615) 758-5859

Tax I.D. 62-0814289

Est. 1970

REPORT OF ANALYSIS

Chris Kramer (SLR)
 Jeld-Wen
 1800 Blankenship Road, Suite 440
 West Linn, OR 97068

November 27, 2013

Date Received : November 20, 2013
 Description : Nord Door Project - Everett, WA

ESC Sample # : L669761-12

Sample ID : TP-13 12FT

Site ID : EVERETT, WA

Collected By : Chris Lee
 Collection Date : 11/13/13 13:40

Project # : 108.00228.00048

Parameter	Dry Result	MDL	RDL	Units	Qualifier	Method	Date	Dil.
Total Solids	89.2	0.0333	0.100	%		2540 G-2	11/26/13	1
Volatile Organics								
Acetone	0.035	0.010	0.056	mg/kg	J	8260B	11/25/13	1
Benzene	U	0.00034	0.0011	mg/kg		8260B	11/25/13	1
Bromochloromethane	U	0.00040	0.0011	mg/kg		8260B	11/25/13	1
Bromodichloromethane	U	0.00031	0.0011	mg/kg		8260B	11/25/13	1
Bromoform	U	0.00036	0.0011	mg/kg		8260B	11/25/13	1
Bromomethane	U	0.0018	0.0056	mg/kg		8260B	11/25/13	1
2-Butanone (MEK)	U	0.0028	0.011	mg/kg		8260B	11/25/13	1
Carbon disulfide	0.0076	0.00038	0.0011	mg/kg		8260B	11/25/13	1
Carbon tetrachloride	U	0.00038	0.0011	mg/kg		8260B	11/25/13	1
Chlorobenzene	U	0.00032	0.0011	mg/kg		8260B	11/25/13	1
Chloroethane	U	0.0012	0.0056	mg/kg		8260B	11/25/13	1
Chloroform	U	0.00043	0.0056	mg/kg		8260B	11/25/13	1
Chloromethane	U	0.00070	0.0028	mg/kg		8260B	11/25/13	1
1,2-Dibromo-3-Chloropropane	U	0.0020	0.0056	mg/kg		8260B	11/25/13	1
Chlorodibromomethane	U	0.00036	0.0011	mg/kg		8260B	11/25/13	1
1,2-Dibromoethane	U	0.00037	0.0011	mg/kg		8260B	11/25/13	1
1,2-Dichlorobenzene	U	0.00035	0.0011	mg/kg		8260B	11/25/13	1
1,3-Dichlorobenzene	U	0.00033	0.0011	mg/kg		8260B	11/25/13	1
1,4-Dichlorobenzene	U	0.00032	0.0011	mg/kg		8260B	11/25/13	1
Dichlorodifluoromethane	U	0.00077	0.0056	mg/kg		8260B	11/25/13	1
1,1-Dichloroethane	U	0.00040	0.0011	mg/kg		8260B	11/25/13	1
1,2-Dichloroethane	U	0.00040	0.0011	mg/kg		8260B	11/25/13	1
1,1-Dichloroethene	U	0.00063	0.0011	mg/kg		8260B	11/25/13	1
cis-1,2-Dichloroethene	U	0.00036	0.0011	mg/kg		8260B	11/25/13	1
trans-1,2-Dichloroethene	U	0.00039	0.0011	mg/kg		8260B	11/25/13	1
1,2-Dichloropropane	U	0.00065	0.0011	mg/kg		8260B	11/25/13	1
cis-1,3-Dichloropropene	U	0.00038	0.0011	mg/kg		8260B	11/25/13	1
trans-1,3-Dichloropropene	U	0.00034	0.0011	mg/kg		8260B	11/25/13	1
Ethylbenzene	U	0.00037	0.0011	mg/kg		8260B	11/25/13	1
2-Hexanone	U	0.0020	0.011	mg/kg		8260B	11/25/13	1
Isopropylbenzene	U	0.00031	0.0011	mg/kg		8260B	11/25/13	1
4-Methyl-2-pentanone (MIBK)	U	0.0028	0.011	mg/kg		8260B	11/25/13	1
Methyl tert-butyl ether	U	0.00032	0.0011	mg/kg		8260B	11/25/13	1
Methylene Chloride	U	0.0010	0.0056	mg/kg		8260B	11/25/13	1
Styrene	U	0.00038	0.0011	mg/kg		8260B	11/25/13	1
1,1,2,2-Tetrachloroethane	U	0.00041	0.0011	mg/kg		8260B	11/25/13	1
Tetrachloroethene	U	0.00040	0.0011	mg/kg		8260B	11/25/13	1
Toluene	0.00040	0.00031	0.0056	mg/kg	J	8260B	11/25/13	1
1,1,2-Trichlorotrifluoroethane	U	0.00038	0.0011	mg/kg		8260B	11/25/13	1
1,2,3-Trichlorobenzene	U	0.00044	0.0011	mg/kg		8260B	11/25/13	1

Results listed are dry weight basis.

U = ND (Not Detected)

MDL = Minimum Detection Limit = LOD = TRRP SDL

RDL = Reported Detection Limit = LOQ = PQL = EQL = TRRP MQL

Note:

This report shall not be reproduced, except in full, without the written approval from ESC.

The reported analytical results relate only to the sample submitted

Reported: 11/27/13 17:16 Printed: 11/27/13 17:18



12065 Lebanon Rd.
 Mt. Juliet, TN 37122
 (615) 758-5858
 1-800-767-5859
 Fax (615) 758-5859

Tax I.D. 62-0814289

Est. 1970

REPORT OF ANALYSIS

Chris Kramer (SLR)
 Jeld-Wen
 1800 Blankenship Road, Suite 440
 West Linn, OR 97068

November 27, 2013

Date Received : November 20, 2013
 Description : Nord Door Project - Everett, WA
 Sample ID : TP-13 12FT
 Collected By : Chris Lee
 Collection Date : 11/13/13 13:40

ESC Sample # : L669761-12

Site ID : EVERETT, WA

Project # : 108.00228.00048

Parameter	Dry Result	MDL	RDL	Units	Qualifier	Method	Date	Dil.
1,2,4-Trichlorobenzene	U	0.00030	0.0011	mg/kg		8260B	11/25/13	1
1,1,1-Trichloroethane	U	0.00036	0.0011	mg/kg		8260B	11/25/13	1
1,1,2-Trichloroethane	U	0.00035	0.0011	mg/kg		8260B	11/25/13	1
Trichloroethene	U	0.00033	0.0011	mg/kg		8260B	11/25/13	1
Trichlorofluoromethane	U	0.00089	0.0056	mg/kg		8260B	11/25/13	1
Vinyl chloride	U	0.00038	0.0011	mg/kg		8260B	11/25/13	1
Xylenes, Total	U	0.00046	0.0034	mg/kg		8260B	11/25/13	1
Cyclohexane	U	0.00033	0.0011	mg/kg		8260B	11/25/13	1
1,4-Dioxane	U	0.033	0.11	mg/kg		8260B	11/25/13	1
Methyl Acetate	U	0.0066	0.022	mg/kg		8260B	11/25/13	1
Methyl Cyclohexane	U	0.00033	0.0011	mg/kg		8260B	11/25/13	1
Surrogate Recovery								
Toluene-d8	100.			% Rec.		8260B	11/25/13	1
Dibromofluoromethane	107.			% Rec.		8260B	11/25/13	1
4-Bromofluorobenzene	86.3			% Rec.		8260B	11/25/13	1
Extraction Date	U		11/21/13			NWTPH-HC	11/25/13	1
Gasoline (C7-C12)	U	1.3	4.5	mg/kg		NWTPH-HC	11/25/13	1
Mineral Spirits	U	1.3	4.5	mg/kg		NWTPH-HC	11/25/13	1
Kerosene	U	1.3	4.5	mg/kg		NWTPH-HC	11/25/13	1
Diesel (C12-C24)	5.8	1.3	4.5	mg/kg	J3	NWTPH-HC	11/25/13	1
#6 Fuel Oil	U	1.3	4.5	mg/kg		NWTPH-HC	11/25/13	1
Hydraulic Fluid	U	1.3	4.5	mg/kg		NWTPH-HC	11/25/13	1
Motor Oil (C24-C30)	10.	3.3	11.	mg/kg	J	NWTPH-HC	11/25/13	1
Surrogate recovery(%)								
o-Terphenyl	71.2			% Rec.		NWTPH-HC	11/25/13	1
Polychlorinated Biphenyls								
PCB 1016	U	0.0065	0.019	mg/kg		8082	11/22/13	1
PCB 1221	U	0.0054	0.019	mg/kg		8082	11/22/13	1
PCB 1232	U	0.0042	0.019	mg/kg		8082	11/22/13	1
PCB 1242	U	0.0032	0.019	mg/kg		8082	11/22/13	1
PCB 1248	U	0.0032	0.019	mg/kg		8082	11/22/13	1
PCB 1254	U	0.0047	0.019	mg/kg		8082	11/22/13	1
PCB 1260	U	0.0049	0.019	mg/kg		8082	11/22/13	1
PCBs Surrogates								
Decachlorobiphenyl	58.8			% Rec.		8082	11/22/13	1
Tetrachloro-m-xylene	79.0			% Rec.		8082	11/22/13	1

Results listed are dry weight basis.

U = ND (Not Detected)

MDL = Minimum Detection Limit = LOD = TRRP SDL

RDL = Reported Detection Limit = LOQ = PQL = EQL = TRRP MQL

Note:

This report shall not be reproduced, except in full, without the written approval from ESC.

The reported analytical results relate only to the sample submitted

Reported: 11/27/13 17:16 Printed: 11/27/13 17:18



12065 Lebanon Rd.
 Mt. Juliet, TN 37122
 (615) 758-5858
 1-800-767-5859
 Fax (615) 758-5859

Tax I.D. 62-0814289

Est. 1970

REPORT OF ANALYSIS

Chris Kramer (SLR)
 Jeld-Wen
 1800 Blankenship Road, Suite 440
 West Linn, OR 97068

November 27, 2013

Date Received : November 20, 2013
 Description : Nord Door Project - Everett, WA
 Sample ID : TP-14 12FT
 Collected By : Chris Lee
 Collection Date : 11/14/13 10:10

ESC Sample # : L669761-14
 Site ID : EVERETT, WA
 Project # : 108.00228.00048

Parameter	Dry Result	MDL	RDL	Units	Qualifier	Method	Date	Dil.
Total Solids	90.0	0.0333	0.100	%		2540 G-2	11/26/13	1
Volatile Organics								
Acetone	0.040	0.010	0.056	mg/kg	J	8260B	11/25/13	1
Benzene	0.00084	0.00034	0.0011	mg/kg	J	8260B	11/25/13	1
Bromochloromethane	U	0.00040	0.0011	mg/kg		8260B	11/25/13	1
Bromodichloromethane	U	0.00031	0.0011	mg/kg		8260B	11/25/13	1
Bromoform	U	0.00036	0.0011	mg/kg		8260B	11/25/13	1
Bromomethane	U	0.0018	0.0056	mg/kg		8260B	11/25/13	1
2-Butanone (MEK)	U	0.0028	0.011	mg/kg		8260B	11/25/13	1
Carbon disulfide	0.0087	0.00038	0.0011	mg/kg		8260B	11/25/13	1
Carbon tetrachloride	U	0.00038	0.0011	mg/kg		8260B	11/25/13	1
Chlorobenzene	U	0.00032	0.0011	mg/kg		8260B	11/25/13	1
Chloroethane	U	0.0012	0.0056	mg/kg		8260B	11/25/13	1
Chloroform	0.0022	0.00043	0.0056	mg/kg	J	8260B	11/25/13	1
Chloromethane	U	0.00070	0.0028	mg/kg		8260B	11/25/13	1
1,2-Dibromo-3-Chloropropane	U	0.0020	0.0056	mg/kg		8260B	11/25/13	1
Chlorodibromomethane	U	0.00036	0.0011	mg/kg		8260B	11/25/13	1
1,2-Dibromoethane	U	0.00037	0.0011	mg/kg		8260B	11/25/13	1
1,2-Dichlorobenzene	U	0.00035	0.0011	mg/kg		8260B	11/25/13	1
1,3-Dichlorobenzene	U	0.00033	0.0011	mg/kg		8260B	11/25/13	1
1,4-Dichlorobenzene	U	0.00032	0.0011	mg/kg		8260B	11/25/13	1
Dichlorodifluoromethane	U	0.00077	0.0056	mg/kg		8260B	11/25/13	1
1,1-Dichloroethane	0.00047	0.00040	0.0011	mg/kg	J	8260B	11/25/13	1
1,2-Dichloroethane	U	0.00040	0.0011	mg/kg		8260B	11/25/13	1
1,1-Dichloroethene	U	0.00063	0.0011	mg/kg		8260B	11/25/13	1
cis-1,2-Dichloroethene	U	0.00036	0.0011	mg/kg		8260B	11/25/13	1
trans-1,2-Dichloroethene	U	0.00039	0.0011	mg/kg		8260B	11/25/13	1
1,2-Dichloropropane	U	0.00065	0.0011	mg/kg		8260B	11/25/13	1
cis-1,3-Dichloropropene	U	0.00038	0.0011	mg/kg		8260B	11/25/13	1
trans-1,3-Dichloropropene	U	0.00034	0.0011	mg/kg		8260B	11/25/13	1
Ethylbenzene	U	0.00037	0.0011	mg/kg		8260B	11/25/13	1
2-Hexanone	U	0.0020	0.011	mg/kg		8260B	11/25/13	1
Isopropylbenzene	U	0.00031	0.0011	mg/kg		8260B	11/25/13	1
4-Methyl-2-pentanone (MIBK)	U	0.0028	0.011	mg/kg		8260B	11/25/13	1
Methyl tert-butyl ether	U	0.00032	0.0011	mg/kg		8260B	11/25/13	1
Methylene Chloride	0.0037	0.0010	0.0056	mg/kg	J	8260B	11/25/13	1
Styrene	U	0.00038	0.0011	mg/kg		8260B	11/25/13	1
1,1,2,2-Tetrachloroethane	U	0.00041	0.0011	mg/kg		8260B	11/25/13	1
Tetrachloroethene	U	0.00040	0.0011	mg/kg		8260B	11/25/13	1
Toluene	0.00070	0.00031	0.0056	mg/kg	J	8260B	11/25/13	1
1,1,2-Trichlorotrifluoroethane	U	0.00038	0.0011	mg/kg		8260B	11/25/13	1
1,2,3-Trichlorobenzene	U	0.00044	0.0011	mg/kg		8260B	11/25/13	1

Results listed are dry weight basis.

U = ND (Not Detected)

MDL = Minimum Detection Limit = LOD = TRRP SDL

RDL = Reported Detection Limit = LOQ = PQL = EQL = TRRP MQL

Note:

This report shall not be reproduced, except in full, without the written approval from ESC.

The reported analytical results relate only to the sample submitted

Reported: 11/27/13 17:16 Printed: 11/27/13 17:18



12065 Lebanon Rd.
 Mt. Juliet, TN 37122
 (615) 758-5858
 1-800-767-5859
 Fax (615) 758-5859

Tax I.D. 62-0814289

Est. 1970

REPORT OF ANALYSIS

Chris Kramer (SLR)
 Jeld-Wen
 1800 Blankenship Road, Suite 440
 West Linn, OR 97068

November 27, 2013

Date Received : November 20, 2013
 Description : Nord Door Project - Everett, WA

ESC Sample # : L669761-14

Sample ID : TP-14 12FT

Site ID : EVERETT, WA

Collected By : Chris Lee
 Collection Date : 11/14/13 10:10

Project # : 108.00228.00048

Parameter	Dry Result	MDL	RDL	Units	Qualifier	Method	Date	Dil.
1,2,4-Trichlorobenzene	U	0.00030	0.0011	mg/kg		8260B	11/25/13	1
1,1,1-Trichloroethane	U	0.00036	0.0011	mg/kg		8260B	11/25/13	1
1,1,2-Trichloroethane	U	0.00035	0.0011	mg/kg		8260B	11/25/13	1
Trichloroethene	U	0.00033	0.0011	mg/kg		8260B	11/25/13	1
Trichlorofluoromethane	U	0.00089	0.0056	mg/kg		8260B	11/25/13	1
Vinyl chloride	U	0.00038	0.0011	mg/kg		8260B	11/25/13	1
Xylenes, Total	U	0.00046	0.0033	mg/kg		8260B	11/25/13	1
Cyclohexane	U	0.00033	0.0011	mg/kg		8260B	11/25/13	1
1,4-Dioxane	U	0.033	0.11	mg/kg		8260B	11/25/13	1
Methyl Acetate	U	0.0066	0.022	mg/kg		8260B	11/25/13	1
Methyl Cyclohexane	U	0.00033	0.0011	mg/kg		8260B	11/25/13	1
Surrogate Recovery								
Toluene-d8	103.			% Rec.		8260B	11/25/13	1
Dibromofluoromethane	108.			% Rec.		8260B	11/25/13	1
4-Bromofluorobenzene	89.1			% Rec.		8260B	11/25/13	1
Extraction Date	U		11/21/13			NWTPH-HC	11/25/13	1
Gasoline (C7-C12)	U	1.3	4.4	mg/kg		NWTPH-HC	11/25/13	1
Mineral Spirits	U	1.3	4.4	mg/kg		NWTPH-HC	11/25/13	1
Kerosene	U	1.3	4.4	mg/kg		NWTPH-HC	11/25/13	1
Diesel (C12-C24)	U	1.3	4.4	mg/kg	J3	NWTPH-HC	11/25/13	1
#6 Fuel Oil	U	1.3	4.4	mg/kg		NWTPH-HC	11/25/13	1
Hydraulic Fluid	U	1.3	4.4	mg/kg		NWTPH-HC	11/25/13	1
Motor Oil (C24-C30)	U	3.3	11.	mg/kg		NWTPH-HC	11/25/13	1
Surrogate recovery(%)								
o-Terphenyl	72.6			% Rec.		NWTPH-HC	11/25/13	1
Polychlorinated Biphenyls								
PCB 1016	U	0.0065	0.019	mg/kg		8082	11/22/13	1
PCB 1221	U	0.0054	0.019	mg/kg		8082	11/22/13	1
PCB 1232	U	0.0042	0.019	mg/kg		8082	11/22/13	1
PCB 1242	U	0.0032	0.019	mg/kg		8082	11/22/13	1
PCB 1248	U	0.0032	0.019	mg/kg		8082	11/22/13	1
PCB 1254	U	0.0047	0.019	mg/kg		8082	11/22/13	1
PCB 1260	U	0.0049	0.019	mg/kg		8082	11/22/13	1
PCBs Surrogates								
Decachlorobiphenyl	61.4			% Rec.		8082	11/22/13	1
Tetrachloro-m-xylene	78.3			% Rec.		8082	11/22/13	1

Results listed are dry weight basis.

U = ND (Not Detected)

MDL = Minimum Detection Limit = LOD = TRRP SDL

RDL = Reported Detection Limit = LOQ = PQL = EQL = TRRP MQL

Note:

This report shall not be reproduced, except in full, without the written approval from ESC.

The reported analytical results relate only to the sample submitted

Reported: 11/27/13 17:16 Printed: 11/27/13 17:18



12065 Lebanon Rd.
 Mt. Juliet, TN 37122
 (615) 758-5858
 1-800-767-5859
 Fax (615) 758-5859

Tax I.D. 62-0814289

Est. 1970

REPORT OF ANALYSIS

Chris Kramer (SLR)
 Jeld-Wen
 1800 Blankenship Road, Suite 440
 West Linn, OR 97068

November 27, 2013

Date Received : November 20, 2013
 Description : Nord Door Project - Everett, WA

ESC Sample # : L669761-16

Sample ID : TP-15 9FT

Site ID : EVERETT, WA

Collected By : Chris Lee
 Collection Date : 11/14/13 09:40

Project # : 108.00228.00048

Parameter	Dry Result	MDL	RDL	Units	Qualifier	Method	Date	Dil.
Total Solids	88.7	0.0333	0.100	%		2540 G-2	11/26/13	1
Volatile Organics								
Acetone	0.040	0.010	0.056	mg/kg	J	8260B	11/25/13	1
Benzene	0.0011	0.00034	0.0011	mg/kg		8260B	11/25/13	1
Bromochloromethane	U	0.00040	0.0011	mg/kg		8260B	11/25/13	1
Bromodichloromethane	U	0.00031	0.0011	mg/kg		8260B	11/25/13	1
Bromoform	U	0.00036	0.0011	mg/kg		8260B	11/25/13	1
Bromomethane	U	0.0018	0.0056	mg/kg		8260B	11/25/13	1
2-Butanone (MEK)	U	0.0028	0.011	mg/kg		8260B	11/25/13	1
Carbon disulfide	0.0043	0.00038	0.0011	mg/kg		8260B	11/25/13	1
Carbon tetrachloride	U	0.00038	0.0011	mg/kg		8260B	11/25/13	1
Chlorobenzene	U	0.00032	0.0011	mg/kg		8260B	11/25/13	1
Chloroethane	U	0.0012	0.0056	mg/kg		8260B	11/25/13	1
Chloroform	U	0.00043	0.0056	mg/kg		8260B	11/25/13	1
Chloromethane	U	0.00070	0.0028	mg/kg		8260B	11/25/13	1
1,2-Dibromo-3-Chloropropane	U	0.0020	0.0056	mg/kg		8260B	11/25/13	1
Chlorodibromomethane	U	0.00036	0.0011	mg/kg		8260B	11/25/13	1
1,2-Dibromoethane	U	0.00037	0.0011	mg/kg		8260B	11/25/13	1
1,2-Dichlorobenzene	U	0.00035	0.0011	mg/kg		8260B	11/25/13	1
1,3-Dichlorobenzene	U	0.00033	0.0011	mg/kg		8260B	11/25/13	1
1,4-Dichlorobenzene	U	0.00032	0.0011	mg/kg		8260B	11/25/13	1
Dichlorodifluoromethane	U	0.00077	0.0056	mg/kg		8260B	11/25/13	1
1,1-Dichloroethane	U	0.00040	0.0011	mg/kg		8260B	11/25/13	1
1,2-Dichloroethane	U	0.00040	0.0011	mg/kg		8260B	11/25/13	1
1,1-Dichloroethene	U	0.00063	0.0011	mg/kg		8260B	11/25/13	1
cis-1,2-Dichloroethene	U	0.00036	0.0011	mg/kg		8260B	11/25/13	1
trans-1,2-Dichloroethene	U	0.00039	0.0011	mg/kg		8260B	11/25/13	1
1,2-Dichloropropane	U	0.00065	0.0011	mg/kg		8260B	11/25/13	1
cis-1,3-Dichloropropene	U	0.00038	0.0011	mg/kg		8260B	11/25/13	1
trans-1,3-Dichloropropene	U	0.00034	0.0011	mg/kg		8260B	11/25/13	1
Ethylbenzene	U	0.00037	0.0011	mg/kg		8260B	11/25/13	1
2-Hexanone	U	0.0020	0.011	mg/kg		8260B	11/25/13	1
Isopropylbenzene	U	0.00031	0.0011	mg/kg		8260B	11/25/13	1
4-Methyl-2-pentanone (MIBK)	U	0.0028	0.011	mg/kg		8260B	11/25/13	1
Methyl tert-butyl ether	U	0.00032	0.0011	mg/kg		8260B	11/25/13	1
Methylene Chloride	0.0030	0.0010	0.0056	mg/kg	J	8260B	11/25/13	1
Styrene	U	0.00038	0.0011	mg/kg		8260B	11/25/13	1
1,1,2,2-Tetrachloroethane	U	0.00041	0.0011	mg/kg		8260B	11/25/13	1
Tetrachloroethene	U	0.00040	0.0011	mg/kg		8260B	11/25/13	1
Toluene	0.00080	0.00031	0.0056	mg/kg	J	8260B	11/25/13	1
1,1,2-Trichlorotrifluoroethane	U	0.00038	0.0011	mg/kg		8260B	11/25/13	1
1,2,3-Trichlorobenzene	U	0.00044	0.0011	mg/kg		8260B	11/25/13	1

Results listed are dry weight basis.

U = ND (Not Detected)

MDL = Minimum Detection Limit = LOD = TRRP SDL

RDL = Reported Detection Limit = LOQ = PQL = EQL = TRRP MQL

Note:

This report shall not be reproduced, except in full, without the written approval from ESC.

The reported analytical results relate only to the sample submitted

Reported: 11/27/13 17:16 Printed: 11/27/13 17:18



12065 Lebanon Rd.
 Mt. Juliet, TN 37122
 (615) 758-5858
 1-800-767-5859
 Fax (615) 758-5859

Tax I.D. 62-0814289

Est. 1970

REPORT OF ANALYSIS

Chris Kramer (SLR)
 Jeld-Wen
 1800 Blankenship Road, Suite 440
 West Linn, OR 97068

November 27, 2013

Date Received : November 20, 2013
 Description : Nord Door Project - Everett, WA
 Sample ID : TP-15 9FT
 Collected By : Chris Lee
 Collection Date : 11/14/13 09:40

ESC Sample # : L669761-16

Site ID : EVERETT, WA

Project # : 108.00228.00048

Parameter	Dry Result	MDL	RDL	Units	Qualifier	Method	Date	Dil.
1,2,4-Trichlorobenzene	U	0.00030	0.0011	mg/kg		8260B	11/25/13	1
1,1,1-Trichloroethane	U	0.00036	0.0011	mg/kg		8260B	11/25/13	1
1,1,2-Trichloroethane	U	0.00035	0.0011	mg/kg		8260B	11/25/13	1
Trichloroethene	U	0.00033	0.0011	mg/kg		8260B	11/25/13	1
Trichlorofluoromethane	U	0.00089	0.0056	mg/kg		8260B	11/25/13	1
Vinyl chloride	U	0.00038	0.0011	mg/kg		8260B	11/25/13	1
Xylenes, Total	U	0.00046	0.0034	mg/kg		8260B	11/25/13	1
Cyclohexane	U	0.00033	0.0011	mg/kg		8260B	11/25/13	1
1,4-Dioxane	U	0.033	0.11	mg/kg		8260B	11/25/13	1
Methyl Acetate	U	0.0066	0.022	mg/kg		8260B	11/25/13	1
Methyl Cyclohexane	U	0.00033	0.0011	mg/kg		8260B	11/25/13	1
Surrogate Recovery								
Toluene-d8	102.			% Rec.		8260B	11/25/13	1
Dibromofluoromethane	110.			% Rec.		8260B	11/25/13	1
4-Bromofluorobenzene	82.6			% Rec.		8260B	11/25/13	1
Extraction Date	U		11/21/13			NWTPH-HC	11/25/13	1
Gasoline (C7-C12)	U	1.3	4.5	mg/kg		NWTPH-HC	11/25/13	1
Mineral Spirits	U	1.3	4.5	mg/kg		NWTPH-HC	11/25/13	1
Kerosene	U	1.3	4.5	mg/kg		NWTPH-HC	11/25/13	1
Diesel (C12-C24)	U	1.3	4.5	mg/kg	J3	NWTPH-HC	11/25/13	1
#6 Fuel Oil	U	1.3	4.5	mg/kg		NWTPH-HC	11/25/13	1
Hydraulic Fluid	U	1.3	4.5	mg/kg		NWTPH-HC	11/25/13	1
Motor Oil (C24-C30)	U	3.3	11.	mg/kg		NWTPH-HC	11/25/13	1
Surrogate recovery(%)								
o-Terphenyl	65.3			% Rec.		NWTPH-HC	11/25/13	1
Polychlorinated Biphenyls								
PCB 1016	U	0.0065	0.019	mg/kg		8082	11/22/13	1
PCB 1221	U	0.0054	0.019	mg/kg		8082	11/22/13	1
PCB 1232	U	0.0042	0.019	mg/kg		8082	11/22/13	1
PCB 1242	U	0.0032	0.019	mg/kg		8082	11/22/13	1
PCB 1248	U	0.0032	0.019	mg/kg		8082	11/22/13	1
PCB 1254	0.018	0.0047	0.019	mg/kg	J	8082	11/22/13	1
PCB 1260	U	0.0049	0.019	mg/kg		8082	11/22/13	1
PCBs Surrogates								
Decachlorobiphenyl	74.7			% Rec.		8082	11/22/13	1
Tetrachloro-m-xylene	92.2			% Rec.		8082	11/22/13	1

Results listed are dry weight basis.

U = ND (Not Detected)

MDL = Minimum Detection Limit = LOD = TRRP SDL

RDL = Reported Detection Limit = LOQ = PQL = EQL = TRRP MQL

Note:

This report shall not be reproduced, except in full, without the written approval from ESC.

The reported analytical results relate only to the sample submitted

Reported: 11/27/13 17:16 Printed: 11/27/13 17:18



12065 Lebanon Rd.
 Mt. Juliet, TN 37122
 (615) 758-5858
 1-800-767-5859
 Fax (615) 758-5859

Tax I.D. 62-0814289

Est. 1970

REPORT OF ANALYSIS

Chris Kramer (SLR)
 Jeld-Wen
 1800 Blankenship Road, Suite 440
 West Linn, OR 97068

November 27, 2013

Date Received : November 20, 2013
 Description : Nord Door Project - Everett, WA
 Sample ID : TP-16 11.5FT
 Collected By : Chris Lee
 Collection Date : 11/14/13 14:45

ESC Sample # : L669761-18

Site ID : EVERETT, WA

Project # : 108.00228.00048

Parameter	Dry Result	MDL	RDL	Units	Qualifier	Method	Date	Dil.
Total Solids	41.9	0.0333	0.100	%		2540 G-2	11/26/13	1
Volatile Organics								
Acetone	1.2	0.015	0.18	mg/kg		8260B	11/25/13	1.49
Benzene	0.017	0.00051	0.0036	mg/kg		8260B	11/25/13	1.49
Bromochloromethane	U	0.00059	0.0036	mg/kg		8260B	11/25/13	1.49
Bromodichloromethane	U	0.00047	0.0036	mg/kg		8260B	11/25/13	1.49
Bromoform	U	0.00054	0.0036	mg/kg		8260B	11/25/13	1.49
Bromomethane	U	0.0026	0.018	mg/kg		8260B	11/25/13	1.49
2-Butanone (MEK)	0.11	0.0041	0.036	mg/kg		8260B	11/25/13	1.49
Carbon disulfide	0.26	0.00057	0.0036	mg/kg		8260B	11/25/13	1.49
Carbon tetrachloride	U	0.00056	0.0036	mg/kg		8260B	11/25/13	1.49
Chlorobenzene	U	0.00048	0.0036	mg/kg		8260B	11/25/13	1.49
Chloroethane	U	0.0017	0.018	mg/kg		8260B	11/25/13	1.49
Chloroform	U	0.00064	0.018	mg/kg		8260B	11/25/13	1.49
Chloromethane	U	0.0010	0.0089	mg/kg		8260B	11/25/13	1.49
1,2-Dibromo-3-Chloropropane	U	0.0030	0.018	mg/kg		8260B	11/25/13	1.49
Chlorodibromomethane	U	0.00053	0.0036	mg/kg		8260B	11/25/13	1.49
1,2-Dibromoethane	U	0.00055	0.0036	mg/kg		8260B	11/25/13	1.49
1,2-Dichlorobenzene	U	0.00052	0.0036	mg/kg		8260B	11/25/13	1.49
1,3-Dichlorobenzene	U	0.00050	0.0036	mg/kg		8260B	11/25/13	1.49
1,4-Dichlorobenzene	U	0.00048	0.0036	mg/kg		8260B	11/25/13	1.49
Dichlorodifluoromethane	U	0.0011	0.018	mg/kg		8260B	11/25/13	1.49
1,1-Dichloroethane	U	0.00059	0.0036	mg/kg		8260B	11/25/13	1.49
1,2-Dichloroethane	U	0.00059	0.0036	mg/kg		8260B	11/25/13	1.49
1,1-Dichloroethene	U	0.00093	0.0036	mg/kg		8260B	11/25/13	1.49
cis-1,2-Dichloroethene	U	0.00053	0.0036	mg/kg		8260B	11/25/13	1.49
trans-1,2-Dichloroethene	U	0.00058	0.0036	mg/kg		8260B	11/25/13	1.49
1,2-Dichloropropane	U	0.00096	0.0036	mg/kg		8260B	11/25/13	1.49
cis-1,3-Dichloropropene	U	0.00057	0.0036	mg/kg		8260B	11/25/13	1.49
trans-1,3-Dichloropropene	U	0.00051	0.0036	mg/kg		8260B	11/25/13	1.49
Ethylbenzene	0.0020	0.00056	0.0036	mg/kg	J	8260B	11/25/13	1.49
2-Hexanone	U	0.0030	0.036	mg/kg		8260B	11/25/13	1.49
Isopropylbenzene	U	0.00047	0.0036	mg/kg		8260B	11/25/13	1.49
4-Methyl-2-pentanone (MIBK)	U	0.0042	0.036	mg/kg		8260B	11/25/13	1.49
Methyl tert-butyl ether	U	0.00048	0.0036	mg/kg		8260B	11/25/13	1.49
Methylene Chloride	0.0084	0.0015	0.018	mg/kg	J	8260B	11/25/13	1.49
Styrene	U	0.00056	0.0036	mg/kg		8260B	11/25/13	1.49
1,1,2,2-Tetrachloroethane	U	0.00062	0.0036	mg/kg		8260B	11/25/13	1.49
Tetrachloroethene	0.0076	0.00059	0.0036	mg/kg		8260B	11/25/13	1.49
Toluene	0.0079	0.00046	0.018	mg/kg	J	8260B	11/25/13	1.49
1,1,2-Trichlorotrifluoroethane	U	0.00057	0.0036	mg/kg		8260B	11/25/13	1.49
1,2,3-Trichlorobenzene	U	0.00065	0.0036	mg/kg		8260B	11/25/13	1.49

Results listed are dry weight basis.

U = ND (Not Detected)

MDL = Minimum Detection Limit = LOD = TRRP SDL

RDL = Reported Detection Limit = LOQ = PQL = EQL = TRRP MQL

Note:

This report shall not be reproduced, except in full, without the written approval from ESC.

The reported analytical results relate only to the sample submitted

Reported: 11/27/13 17:16 Printed: 11/27/13 17:18

L669761-18 (HCID) - Low surrogate confirms with second extraction, cannot run lower, dilution made in ex

L669761-18 (SV8270PAHSIMD) - Dilution due to matrix

L669761-18 (SV8270D) - Dilution due to matrix



12065 Lebanon Rd.
 Mt. Juliet, TN 37122
 (615) 758-5858
 1-800-767-5859
 Fax (615) 758-5859

Tax I.D. 62-0814289

Est. 1970

REPORT OF ANALYSIS

Chris Kramer (SLR)
 Jeld-Wen
 1800 Blankenship Road, Suite 440
 West Linn, OR 97068

November 27, 2013

Date Received : November 20, 2013
 Description : Nord Door Project - Everett, WA
 Sample ID : TP-16 11.5FT
 Collected By : Chris Lee
 Collection Date : 11/14/13 14:45

ESC Sample # : L669761-18
 Site ID : EVERETT, WA
 Project # : 108.00228.00048

Parameter	Dry Result	MDL	RDL	Units	Qualifier	Method	Date	Dil.
1,2,4-Trichlorobenzene	U	0.00044	0.0036	mg/kg		8260B	11/25/13	1.49
1,1,1-Trichloroethane	U	0.00054	0.0036	mg/kg		8260B	11/25/13	1.49
1,1,2-Trichloroethane	U	0.00053	0.0036	mg/kg		8260B	11/25/13	1.49
Trichloroethene	0.0019	0.00049	0.0036	mg/kg	J	8260B	11/25/13	1.49
Trichlorofluoromethane	U	0.0013	0.018	mg/kg		8260B	11/25/13	1.49
Vinyl chloride	U	0.00057	0.0036	mg/kg		8260B	11/25/13	1.49
Xylenes, Total	0.0048	0.00068	0.011	mg/kg	J	8260B	11/25/13	1.49
Cyclohexane	U	0.00049	0.0036	mg/kg		8260B	11/25/13	1.49
1,4-Dioxane	U	0.049	0.36	mg/kg		8260B	11/25/13	1.49
Methyl Acetate	U	0.0098	0.071	mg/kg		8260B	11/25/13	1.49
Methyl Cyclohexane	U	0.00049	0.0036	mg/kg		8260B	11/25/13	1.49
Surrogate Recovery								
Toluene-d8	98.1			% Rec.		8260B	11/25/13	1.49
Dibromofluoromethane	109.			% Rec.		8260B	11/25/13	1.49
4-Bromofluorobenzene	60.4			% Rec.	J2	8260B	11/25/13	1.49
Extraction Date	U		11/21/13			NWTPH-HC	11/25/13	1
Gasoline (C7-C12)	U	13.	95.	mg/kg		NWTPH-HC	11/25/13	10
Mineral Spirits	U	13.	95.	mg/kg		NWTPH-HC	11/25/13	10
Kerosene	U	13.	95.	mg/kg		NWTPH-HC	11/25/13	10
Diesel (C12-C24)	50.	13.	95.	mg/kg	JJ3	NWTPH-HC	11/25/13	10
#6 Fuel Oil	U	13.	95.	mg/kg		NWTPH-HC	11/25/13	10
Hydraulic Fluid	U	13.	95.	mg/kg		NWTPH-HC	11/25/13	10
Motor Oil (C24-C30)	230	33.	240	mg/kg	J	NWTPH-HC	11/25/13	10
Surrogate recovery(%)								
o-Terphenyl	43.4			% Rec.	J2	NWTPH-HC	11/25/13	10
Polynuclear Aromatic Hydrocarbons								
Anthracene	0.031	0.0030	0.072	mg/kg	J	8270D-SI	11/23/13	5
Acenaphthene	0.062	0.0030	0.072	mg/kg	J	8270D-SI	11/23/13	5
Acenaphthylene	0.0098	0.0030	0.072	mg/kg	J	8270D-SI	11/23/13	5
Benzo(a)anthracene	0.057	0.0030	0.072	mg/kg	J	8270D-SI	11/23/13	5
Benzo(a)pyrene	0.084	0.0030	0.072	mg/kg		8270D-SI	11/23/13	5
Benzo(b)fluoranthene	0.086	0.0030	0.072	mg/kg		8270D-SI	11/23/13	5
Benzo(g,h,i)perylene	0.086	0.0030	0.072	mg/kg		8270D-SI	11/23/13	5
Benzo(k)fluoranthene	0.045	0.0030	0.072	mg/kg	J	8270D-SI	11/23/13	5
Chrysene	0.072	0.0030	0.072	mg/kg		8270D-SI	11/23/13	5
Dibenz(a,h)anthracene	0.022	0.0030	0.072	mg/kg	J	8270D-SI	11/23/13	5
Fluoranthene	0.086	0.0030	0.072	mg/kg		8270D-SI	11/23/13	5
Fluorene	0.026	0.0030	0.072	mg/kg	J	8270D-SI	11/23/13	5
Indeno(1,2,3-cd)pyrene	0.052	0.0030	0.072	mg/kg	J	8270D-SI	11/23/13	5
Naphthalene	0.16	0.010	0.24	mg/kg	J	8270D-SI	11/23/13	5
Phenanthrene	0.076	0.0030	0.072	mg/kg		8270D-SI	11/23/13	5

Results listed are dry weight basis.

U = ND (Not Detected)

MDL = Minimum Detection Limit = LOD = TRRP SDL

RDL = Reported Detection Limit = LOQ = PQL = EQL = TRRP MQL

Note:

This report shall not be reproduced, except in full, without the written approval from ESC.

The reported analytical results relate only to the sample submitted

Reported: 11/27/13 17:16 Printed: 11/27/13 17:18

L669761-18 (HCID) - Low surrogate confirms with second extraction, cannot run lower, dilution made in ex

L669761-18 (SV8270PAHSIMD) - Dilution due to matrix

L669761-18 (SV8270D) - Dilution due to matrix



12065 Lebanon Rd.
 Mt. Juliet, TN 37122
 (615) 758-5858
 1-800-767-5859
 Fax (615) 758-5859

Tax I.D. 62-0814289

Est. 1970

REPORT OF ANALYSIS

Chris Kramer (SLR)
 Jeld-Wen
 1800 Blankenship Road, Suite 440
 West Linn, OR 97068

November 27, 2013

Date Received : November 20, 2013
 Description : Nord Door Project - Everett, WA

ESC Sample # : L669761-18

Sample ID : TP-16 11.5FT

Site ID : EVERETT, WA

Collected By : Chris Lee
 Collection Date : 11/14/13 14:45

Project # : 108.00228.00048

Parameter	Dry Result	MDL	RDL	Units	Qualifier	Method	Date	Dil.
Pyrene	0.098	0.0030	0.072	mg/kg		8270D-SI	11/23/13	5
1-Methylnaphthalene	0.033	0.010	0.24	mg/kg	J	8270D-SI	11/23/13	5
2-Methylnaphthalene	0.050	0.010	0.24	mg/kg	J	8270D-SI	11/23/13	5
2-Chloronaphthalene	U	0.010	0.24	mg/kg		8270D-SI	11/23/13	5
Surrogate Recovery								
Nitrobenzene-d5	115.			% Rec.		8270D-SI	11/23/13	5
2-Fluorobiphenyl	90.4			% Rec.		8270D-SI	11/23/13	5
p-Terphenyl-d14	84.3			% Rec.		8270D-SI	11/23/13	5
Polychlorinated Biphenyls								
PCB 1016	U	0.0065	0.040	mg/kg		8082	11/22/13	1
PCB 1221	U	0.0054	0.040	mg/kg		8082	11/22/13	1
PCB 1232	U	0.0042	0.040	mg/kg		8082	11/22/13	1
PCB 1242	U	0.0032	0.040	mg/kg		8082	11/22/13	1
PCB 1248	U	0.0032	0.040	mg/kg		8082	11/22/13	1
PCB 1254	U	0.0047	0.040	mg/kg		8082	11/22/13	1
PCB 1260	U	0.0049	0.040	mg/kg		8082	11/22/13	1
PCBs Surrogates								
Decachlorobiphenyl	45.0			% Rec.		8082	11/22/13	1
Tetrachloro-m-xylene	38.7			% Rec.		8082	11/22/13	1
Base/Neutral Extractables								
Acenaphthylene	U	0.034	0.39	mg/kg		8270D	11/23/13	5
Acenaphthene	U	0.032	0.39	mg/kg		8270D	11/23/13	5
Acetophenone	U	0.38	4.0	mg/kg		8270D	11/23/13	5
Anthracene	U	0.032	0.39	mg/kg		8270D	11/23/13	5
Atrazine	U	0.47	4.0	mg/kg		8270D	11/23/13	5
Benzaldehyde	U	0.27	4.0	mg/kg		8270D	11/23/13	5
Biphenyl	U	0.029	4.0	mg/kg		8270D	11/23/13	5
Benzidine	U	0.32	4.0	mg/kg		8270D	11/23/13	5
Benzo(a)anthracene	0.074	0.021	0.39	mg/kg	J	8270D	11/23/13	5
Benzo(b)fluoranthene	U	0.035	0.39	mg/kg		8270D	11/23/13	5
Benzo(k)fluoranthene	U	0.029	0.39	mg/kg		8270D	11/23/13	5
Benzo(g,h,i)perylene	U	0.036	0.39	mg/kg		8270D	11/23/13	5
Benzo(a)pyrene	U	0.027	0.39	mg/kg		8270D	11/23/13	5
Bis(2-chlorethoxy)methane	U	0.038	4.0	mg/kg		8270D	11/23/13	5
Bis(2-chloroethyl)ether	U	0.045	4.0	mg/kg		8270D	11/23/13	5
Bis(2-chloroisopropyl)ether	U	0.038	4.0	mg/kg		8270D	11/23/13	5
4-Bromophenyl-phenylether	U	0.057	4.0	mg/kg		8270D	11/23/13	5
Caprolactam	U	0.52	4.0	mg/kg		8270D	11/23/13	5
Carbazole	U	0.026	4.0	mg/kg		8270D	11/23/13	5
4-Chloroaniline	U	0.18	4.0	mg/kg		8270D	11/23/13	5
2-Chloronaphthalene	U	0.032	0.39	mg/kg		8270D	11/23/13	5

Results listed are dry weight basis.

U = ND (Not Detected)

MDL = Minimum Detection Limit = LOD = TRRP SDL

RDL = Reported Detection Limit = LOQ = PQL = EQL = TRRP MQL

Note:

This report shall not be reproduced, except in full, without the written approval from ESC.

The reported analytical results relate only to the sample submitted

Reported: 11/27/13 17:16 Printed: 11/27/13 17:18

L669761-18 (HCID) - Low surrogate confirms with second extraction, cannot run lower, dilution made in ex

L669761-18 (SV8270PAHSIMD) - Dilution due to matrix

L669761-18 (SV8270D) - Dilution due to matrix



12065 Lebanon Rd.
 Mt. Juliet, TN 37122
 (615) 758-5858
 1-800-767-5859
 Fax (615) 758-5859

Tax I.D. 62-0814289

Est. 1970

REPORT OF ANALYSIS

Chris Kramer (SLR)
 Jeld-Wen
 1800 Blankenship Road, Suite 440
 West Linn, OR 97068

November 27, 2013

Date Received : November 20, 2013
 Description : Nord Door Project - Everett, WA
 Sample ID : TP-16 11.5FT
 Collected By : Chris Lee
 Collection Date : 11/14/13 14:45

ESC Sample # : L669761-18

Site ID : EVERETT, WA

Project # : 108.00228.00048

Parameter	Dry Result	MDL	RDL	Units	Qualifier	Method	Date	Dil.
4-Chlorophenyl-phenylether	U	0.031	4.0	mg/kg		8270D	11/23/13	5
Chrysene	0.081	0.028	0.39	mg/kg	J	8270D	11/23/13	5
Dibenz(a,h)anthracene	U	0.041	0.39	mg/kg		8270D	11/23/13	5
Dibenzofuran	U	0.026	0.39	mg/kg		8270D	11/23/13	5
3,3-Dichlorobenzidine	U	0.40	4.0	mg/kg		8270D	11/23/13	5
2,4-Dinitrotoluene	U	0.030	4.0	mg/kg		8270D	11/23/13	5
2,6-Dinitrotoluene	U	0.037	4.0	mg/kg		8270D	11/23/13	5
Fluoranthene	0.17	0.025	0.39	mg/kg	J	8270D	11/23/13	5
Fluorene	U	0.034	0.39	mg/kg		8270D	11/23/13	5
Hexachlorobenzene	U	0.043	4.0	mg/kg		8270D	11/23/13	5
Hexachloro-1,3-butadiene	U	0.050	4.0	mg/kg		8270D	11/23/13	5
Hexachlorocyclopentadiene	U	0.29	4.0	mg/kg		8270D	11/23/13	5
Hexachloroethane	U	0.067	4.0	mg/kg		8270D	11/23/13	5
Indeno(1,2,3-cd)pyrene	U	0.039	0.39	mg/kg		8270D	11/23/13	5
Isophorone	U	0.026	4.0	mg/kg		8270D	11/23/13	5
2-Methylnaphthalene	U	0.043	0.39	mg/kg		8270D	11/23/13	5
2-Nitroaniline	U	0.038	4.0	mg/kg		8270D	11/23/13	5
3-Nitroaniline	U	0.042	4.0	mg/kg		8270D	11/23/13	5
4-Nitroaniline	U	0.032	4.0	mg/kg		8270D	11/23/13	5
Naphthalene	U	0.044	0.39	mg/kg		8270D	11/23/13	5
Nitrobenzene	U	0.035	4.0	mg/kg		8270D	11/23/13	5
n-Nitrosodiphenylamine	U	0.030	4.0	mg/kg		8270D	11/23/13	5
n-Nitrosodi-n-propylamine	U	0.045	4.0	mg/kg		8270D	11/23/13	5
Phenanthrene	0.064	0.026	0.39	mg/kg	J	8270D	11/23/13	5
Benzylbutyl phthalate	U	0.052	4.0	mg/kg		8270D	11/23/13	5
Bis(2-ethylhexyl)phthalate	U	0.060	4.0	mg/kg		8270D	11/23/13	5
Di-n-butyl phthalate	U	0.054	4.0	mg/kg		8270D	11/23/13	5
Diethyl phthalate	U	0.034	4.0	mg/kg		8270D	11/23/13	5
Dimethyl phthalate	U	0.027	4.0	mg/kg		8270D	11/23/13	5
Di-n-octyl phthalate	U	0.045	4.0	mg/kg		8270D	11/23/13	5
Pyrene	U	0.062	0.39	mg/kg		8270D	11/23/13	5
1,2,4,5-Tetrachlorobenzene	U	0.38	4.0	mg/kg		8270D	11/23/13	5
Acid Extractables								
4-Chloro-3-methylphenol	U	0.024	4.0	mg/kg		8270D	11/23/13	5
2-Chlorophenol	U	0.042	4.0	mg/kg		8270D	11/23/13	5
2,4-Dichlorophenol	U	0.037	4.0	mg/kg		8270D	11/23/13	5
2,4-Dimethylphenol	U	0.24	4.0	mg/kg		8270D	11/23/13	5
4,6-Dinitro-2-methylphenol	U	0.62	4.0	mg/kg		8270D	11/23/13	5
2,4-Dinitrophenol	U	0.49	4.0	mg/kg		8270D	11/23/13	5
2-Methylphenol	U	0.049	4.0	mg/kg		8270D	11/23/13	5
3&4-Methyl Phenol	U	0.039	4.0	mg/kg		8270D	11/23/13	5
2-Nitrophenol	U	0.065	4.0	mg/kg		8270D	11/23/13	5
4-Nitrophenol	U	0.26	4.0	mg/kg		8270D	11/23/13	5

Results listed are dry weight basis.

U = ND (Not Detected)

MDL = Minimum Detection Limit = LOD = TRRP SDL

RDL = Reported Detection Limit = LOQ = PQL = EQL = TRRP MQL

Note:

This report shall not be reproduced, except in full, without the written approval from ESC.

The reported analytical results relate only to the sample submitted

Reported: 11/27/13 17:16 Printed: 11/27/13 17:18

L669761-18 (HCID) - Low surrogate confirms with second extraction, cannot run lower, dilution made in ex

L669761-18 (SV8270PAHSIMD) - Dilution due to matrix

L669761-18 (SV8270D) - Dilution due to matrix



12065 Lebanon Rd.
 Mt. Juliet, TN 37122
 (615) 758-5858
 1-800-767-5859
 Fax (615) 758-5859

Tax I.D. 62-0814289

Est. 1970

REPORT OF ANALYSIS

Chris Kramer (SLR)
 Jeld-Wen
 1800 Blankenship Road, Suite 440
 West Linn, OR 97068

November 27, 2013

Date Received : November 20, 2013
 Description : Nord Door Project - Everett, WA
 Sample ID : TP-16 11.5FT
 Collected By : Chris Lee
 Collection Date : 11/14/13 14:45

ESC Sample # : L669761-18
 Site ID : EVERETT, WA
 Project # : 108.00228.00048

Parameter	Dry Result	MDL	RDL	Units	Qualifier	Method	Date	Dil.
Pentachlorophenol	U	0.24	4.0	mg/kg		8270D	11/23/13	5
Phenol	U	0.035	4.0	mg/kg		8270D	11/23/13	5
2,4,5-Trichlorophenol	U	0.052	4.0	mg/kg		8270D	11/23/13	5
2,3,4,6-Tetrachlorophenol	U	0.60	4.0	mg/kg		8270D	11/23/13	5
2,4,6-Trichlorophenol	U	0.039	4.0	mg/kg		8270D	11/23/13	5
Surrogate Recovery								
2-Fluorophenol	55.7			%	Rec.	8270D	11/23/13	5
Phenol-d5	51.9			%	Rec.	8270D	11/23/13	5
Nitrobenzene-d5	62.0			%	Rec.	8270D	11/23/13	5
2-Fluorobiphenyl	66.2			%	Rec.	8270D	11/23/13	5
2,4,6-Tribromophenol	72.0			%	Rec.	8270D	11/23/13	5
p-Terphenyl-d14	47.1			%	Rec.	8270D	11/23/13	5

Results listed are dry weight basis.

U = ND (Not Detected)

MDL = Minimum Detection Limit = LOD = TRRP SDL

RDL = Reported Detection Limit = LOQ = PQL = EQL = TRRP MQL

Note:

This report shall not be reproduced, except in full, without the written approval from ESC.

The reported analytical results relate only to the sample submitted

Reported: 11/27/13 17:16 Printed: 11/27/13 17:18

L669761-18 (HCID) - Low surrogate confirms with second extraction, cannot run lower, dilution made in ex

L669761-18 (SV8270PAHSIMD) - Dilution due to matrix

L669761-18 (SV8270D) - Dilution due to matrix



12065 Lebanon Rd.
 Mt. Juliet, TN 37122
 (615) 758-5858
 1-800-767-5859
 Fax (615) 758-5859

Tax I.D. 62-0814289

Est. 1970

REPORT OF ANALYSIS

Chris Kramer (SLR)
 Jeld-Wen
 1800 Blankenship Road, Suite 440
 West Linn, OR 97068

November 27, 2013

Date Received : November 20, 2013
 Description : Nord Door Project - Everett, WA

ESC Sample # : L669761-20

Sample ID : TP-17 13FT

Site ID : EVERETT, WA

Collected By : Chris Lee
 Collection Date : 11/14/13 14:00

Project # : 108.00228.00048

Parameter	Dry Result	MDL	RDL	Units	Qualifier	Method	Date	Dil.
Total Solids	88.8	0.0333	0.100	%		2540 G-2	11/26/13	1
Volatile Organics								
Acetone	0.71	0.013	0.072	mg/kg		8260B	11/25/13	1.27
Benzene	0.0035	0.00043	0.0014	mg/kg		8260B	11/25/13	1.27
Bromochloromethane	U	0.00051	0.0014	mg/kg		8260B	11/25/13	1.27
Bromodichloromethane	U	0.00040	0.0014	mg/kg		8260B	11/25/13	1.27
Bromoform	U	0.00046	0.0014	mg/kg		8260B	11/25/13	1.27
Bromomethane	U	0.0022	0.0072	mg/kg		8260B	11/25/13	1.27
2-Butanone (MEK)	0.074	0.0035	0.014	mg/kg		8260B	11/25/13	1.27
Carbon disulfide	0.022	0.00048	0.0014	mg/kg		8260B	11/25/13	1.27
Carbon tetrachloride	U	0.00048	0.0014	mg/kg		8260B	11/25/13	1.27
Chlorobenzene	U	0.00041	0.0014	mg/kg		8260B	11/25/13	1.27
Chloroethane	U	0.0015	0.0072	mg/kg		8260B	11/25/13	1.27
Chloroform	U	0.00054	0.0072	mg/kg		8260B	11/25/13	1.27
Chloromethane	U	0.00088	0.0036	mg/kg		8260B	11/25/13	1.27
1,2-Dibromo-3-Chloropropane	U	0.0025	0.0072	mg/kg		8260B	11/25/13	1.27
Chlorodibromomethane	U	0.00045	0.0014	mg/kg		8260B	11/25/13	1.27
1,2-Dibromoethane	U	0.00047	0.0014	mg/kg		8260B	11/25/13	1.27
1,2-Dichlorobenzene	U	0.00044	0.0014	mg/kg		8260B	11/25/13	1.27
1,3-Dichlorobenzene	U	0.00042	0.0014	mg/kg		8260B	11/25/13	1.27
1,4-Dichlorobenzene	U	0.00041	0.0014	mg/kg		8260B	11/25/13	1.27
Dichlorodifluoromethane	U	0.00098	0.0072	mg/kg		8260B	11/25/13	1.27
1,1-Dichloroethane	U	0.00050	0.0014	mg/kg		8260B	11/25/13	1.27
1,2-Dichloroethane	U	0.00050	0.0014	mg/kg		8260B	11/25/13	1.27
1,1-Dichloroethene	U	0.00080	0.0014	mg/kg		8260B	11/25/13	1.27
cis-1,2-Dichloroethene	U	0.00045	0.0014	mg/kg		8260B	11/25/13	1.27
trans-1,2-Dichloroethene	U	0.00050	0.0014	mg/kg		8260B	11/25/13	1.27
1,2-Dichloropropane	U	0.00082	0.0014	mg/kg		8260B	11/25/13	1.27
cis-1,3-Dichloropropene	U	0.00049	0.0014	mg/kg		8260B	11/25/13	1.27
trans-1,3-Dichloropropene	U	0.00043	0.0014	mg/kg		8260B	11/25/13	1.27
Ethylbenzene	U	0.00047	0.0014	mg/kg		8260B	11/25/13	1.27
2-Hexanone	U	0.0026	0.014	mg/kg		8260B	11/25/13	1.27
Isopropylbenzene	U	0.00040	0.0014	mg/kg		8260B	11/25/13	1.27
4-Methyl-2-pentanone (MIBK)	U	0.0036	0.014	mg/kg		8260B	11/25/13	1.27
Methyl tert-butyl ether	U	0.00041	0.0014	mg/kg		8260B	11/25/13	1.27
Methylene Chloride	0.0035	0.0013	0.0072	mg/kg	J	8260B	11/25/13	1.27
Styrene	U	0.00048	0.0014	mg/kg		8260B	11/25/13	1.27
1,1,2,2-Tetrachloroethane	U	0.00052	0.0014	mg/kg		8260B	11/25/13	1.27
Tetrachloroethene	U	0.00051	0.0014	mg/kg		8260B	11/25/13	1.27
Toluene	0.0012	0.00040	0.0072	mg/kg	J	8260B	11/25/13	1.27
1,1,2-Trichlorotrifluoroethane	U	0.00048	0.0014	mg/kg		8260B	11/25/13	1.27
1,2,3-Trichlorobenzene	U	0.00055	0.0014	mg/kg		8260B	11/25/13	1.27

Results listed are dry weight basis.

U = ND (Not Detected)

MDL = Minimum Detection Limit = LOD = TRRP SDL

RDL = Reported Detection Limit = LOQ = PQL = EQL = TRRP MQL

Note:

This report shall not be reproduced, except in full, without the written approval from ESC.

The reported analytical results relate only to the sample submitted

Reported: 11/27/13 17:16 Printed: 11/27/13 17:18

L669761-20 (SV8270D) - Dilution due to matrix

L669761-20 (HCID) - Low surrogate confirms with second extraction



12065 Lebanon Rd.
 Mt. Juliet, TN 37122
 (615) 758-5858
 1-800-767-5859
 Fax (615) 758-5859

Tax I.D. 62-0814289

Est. 1970

REPORT OF ANALYSIS

Chris Kramer (SLR)
 Jeld-Wen
 1800 Blankenship Road, Suite 440
 West Linn, OR 97068

November 27, 2013

Date Received : November 20, 2013
 Description : Nord Door Project - Everett, WA
 Sample ID : TP-17 13FT
 Collected By : Chris Lee
 Collection Date : 11/14/13 14:00

ESC Sample # : L669761-20

Site ID : EVERETT, WA

Project # : 108.00228.00048

Parameter	Dry Result	MDL	RDL	Units	Qualifier	Method	Date	Dil.
1,2,4-Trichlorobenzene	U	0.00038	0.0014	mg/kg		8260B	11/25/13	1.27
1,1,1-Trichloroethane	U	0.00046	0.0014	mg/kg		8260B	11/25/13	1.27
1,1,2-Trichloroethane	U	0.00045	0.0014	mg/kg		8260B	11/25/13	1.27
Trichloroethene	U	0.00042	0.0014	mg/kg		8260B	11/25/13	1.27
Trichlorofluoromethane	U	0.0011	0.0072	mg/kg		8260B	11/25/13	1.27
Vinyl chloride	U	0.00048	0.0014	mg/kg		8260B	11/25/13	1.27
Xylenes, Total	U	0.00058	0.0043	mg/kg		8260B	11/25/13	1.27
Cyclohexane	U	0.00042	0.0014	mg/kg		8260B	11/25/13	1.27
1,4-Dioxane	U	0.042	0.14	mg/kg		8260B	11/25/13	1.27
Methyl Acetate	U	0.0084	0.029	mg/kg		8260B	11/25/13	1.27
Methyl Cyclohexane	U	0.00042	0.0014	mg/kg		8260B	11/25/13	1.27
Surrogate Recovery								
Toluene-d8	97.1			% Rec.		8260B	11/25/13	1.27
Dibromofluoromethane	117.			% Rec.		8260B	11/25/13	1.27
4-Bromofluorobenzene	72.0			% Rec.		8260B	11/25/13	1.27
Extraction Date	U		11/21/13			NWTPH-HC	11/25/13	1
Gasoline (C7-C12)	2.4	1.3	4.5	mg/kg	J	NWTPH-HC	11/25/13	1
Mineral Spirits	U	1.3	4.5	mg/kg		NWTPH-HC	11/25/13	1
Kerosene	U	1.3	4.5	mg/kg		NWTPH-HC	11/25/13	1
Diesel (C12-C24)	34.	1.3	4.5	mg/kg	J3	NWTPH-HC	11/25/13	1
#6 Fuel Oil	U	1.3	4.5	mg/kg		NWTPH-HC	11/25/13	1
Hydraulic Fluid	U	1.3	4.5	mg/kg		NWTPH-HC	11/25/13	1
Motor Oil (C24-C30)	53.	3.3	11.	mg/kg		NWTPH-HC	11/25/13	1
Surrogate recovery(%)								
o-Terphenyl	49.1			% Rec.	J2	NWTPH-HC	11/25/13	1
Polynuclear Aromatic Hydrocarbons								
Anthracene	0.0080	0.00060	0.0068	mg/kg		8270D-SI	11/23/13	1
Acenaphthene	0.0036	0.00060	0.0068	mg/kg	J	8270D-SI	11/23/13	1
Acenaphthylene	0.00096	0.00060	0.0068	mg/kg	J	8270D-SI	11/23/13	1
Benzo(a)anthracene	0.012	0.00060	0.0068	mg/kg		8270D-SI	11/23/13	1
Benzo(a)pyrene	0.014	0.00060	0.0068	mg/kg		8270D-SI	11/23/13	1
Benzo(b)fluoranthene	0.015	0.00060	0.0068	mg/kg		8270D-SI	11/23/13	1
Benzo(g,h,i)perylene	0.0098	0.00060	0.0068	mg/kg		8270D-SI	11/23/13	1
Benzo(k)fluoranthene	0.0061	0.00060	0.0068	mg/kg	J	8270D-SI	11/23/13	1
Chrysene	0.017	0.00060	0.0068	mg/kg		8270D-SI	11/23/13	1
Dibenz(a,h)anthracene	0.0025	0.00060	0.0068	mg/kg	J	8270D-SI	11/23/13	1
Fluoranthene	0.036	0.00060	0.0068	mg/kg		8270D-SI	11/23/13	1
Fluorene	0.0035	0.00060	0.0068	mg/kg	J	8270D-SI	11/23/13	1
Indeno(1,2,3-cd)pyrene	0.0066	0.00060	0.0068	mg/kg	J	8270D-SI	11/23/13	1
Naphthalene	0.019	0.0020	0.022	mg/kg	J	8270D-SI	11/23/13	1
Phenanthrene	0.024	0.00060	0.0068	mg/kg		8270D-SI	11/23/13	1

Results listed are dry weight basis.

U = ND (Not Detected)

MDL = Minimum Detection Limit = LOD = TRRP SDL

RDL = Reported Detection Limit = LOQ = PQL = EQL = TRRP MQL

Note:

This report shall not be reproduced, except in full, without the written approval from ESC.

The reported analytical results relate only to the sample submitted

Reported: 11/27/13 17:16 Printed: 11/27/13 17:18

L669761-20 (SV8270D) - Dilution due to matrix

L669761-20 (HCID) - Low surrogate confirms with second extraction



12065 Lebanon Rd.
 Mt. Juliet, TN 37122
 (615) 758-5858
 1-800-767-5859
 Fax (615) 758-5859

Tax I.D. 62-0814289

Est. 1970

REPORT OF ANALYSIS

Chris Kramer (SLR)
 Jeld-Wen
 1800 Blankenship Road, Suite 440
 West Linn, OR 97068

November 27, 2013

Date Received : November 20, 2013
 Description : Nord Door Project - Everett, WA

ESC Sample # : L669761-20

Sample ID : TP-17 13FT

Site ID : EVERETT, WA

Collected By : Chris Lee
 Collection Date : 11/14/13 14:00

Project # : 108.00228.00048

Parameter	Dry Result	MDL	RDL	Units	Qualifier	Method	Date	Dil.
Pyrene	0.029	0.00060	0.0068	mg/kg		8270D-SI	11/23/13	1
1-Methylnaphthalene	0.0033	0.0020	0.022	mg/kg	J	8270D-SI	11/23/13	1
2-Methylnaphthalene	0.0051	0.0020	0.022	mg/kg	J	8270D-SI	11/23/13	1
2-Chloronaphthalene	U	0.0020	0.022	mg/kg		8270D-SI	11/23/13	1
Surrogate Recovery								
Nitrobenzene-d5	126.			% Rec.		8270D-SI	11/23/13	1
2-Fluorobiphenyl	91.8			% Rec.		8270D-SI	11/23/13	1
p-Terphenyl-d14	78.9			% Rec.		8270D-SI	11/23/13	1
Polychlorinated Biphenyls								
PCB 1016	U	0.0065	0.019	mg/kg		8082	11/25/13	1
PCB 1221	U	0.0054	0.019	mg/kg		8082	11/25/13	1
PCB 1232	U	0.0042	0.019	mg/kg		8082	11/25/13	1
PCB 1242	U	0.0032	0.019	mg/kg		8082	11/25/13	1
PCB 1248	U	0.0032	0.019	mg/kg		8082	11/25/13	1
PCB 1254	U	0.0047	0.019	mg/kg		8082	11/25/13	1
PCB 1260	U	0.0049	0.019	mg/kg		8082	11/25/13	1
PCBs Surrogates								
Decachlorobiphenyl	38.5			% Rec.		8082	11/25/13	1
Tetrachloro-m-xylene	64.2			% Rec.		8082	11/25/13	1
Base/Neutral Extractables								
Acenaphthylene	U	0.034	0.18	mg/kg		8270D	11/23/13	5
Acenaphthene	U	0.032	0.18	mg/kg		8270D	11/23/13	5
Acetophenone	U	0.38	1.9	mg/kg		8270D	11/23/13	5
Anthracene	U	0.032	0.18	mg/kg		8270D	11/23/13	5
Atrazine	U	0.47	1.9	mg/kg		8270D	11/23/13	5
Benzaldehyde	U	0.27	1.9	mg/kg		8270D	11/23/13	5
Biphenyl	U	0.029	1.9	mg/kg		8270D	11/23/13	5
Benzidine	U	0.32	1.9	mg/kg		8270D	11/23/13	5
Benzo(a)anthracene	0.079	0.021	0.18	mg/kg	J	8270D	11/23/13	5
Benzo(b)fluoranthene	0.054	0.035	0.18	mg/kg	J	8270D	11/23/13	5
Benzo(k)fluoranthene	0.035	0.029	0.18	mg/kg	J	8270D	11/23/13	5
Benzo(g,h,i)perylene	U	0.036	0.18	mg/kg		8270D	11/23/13	5
Benzo(a)pyrene	0.070	0.027	0.18	mg/kg	J	8270D	11/23/13	5
Bis(2-chlorethoxy)methane	U	0.038	1.9	mg/kg		8270D	11/23/13	5
Bis(2-chloroethyl)ether	U	0.045	1.9	mg/kg		8270D	11/23/13	5
Bis(2-chloroisopropyl)ether	U	0.038	1.9	mg/kg		8270D	11/23/13	5
4-Bromophenyl-phenylether	U	0.057	1.9	mg/kg		8270D	11/23/13	5
Caprolactam	U	0.52	1.9	mg/kg		8270D	11/23/13	5
Carbazole	U	0.026	1.9	mg/kg		8270D	11/23/13	5
4-Chloroaniline	U	0.18	1.9	mg/kg		8270D	11/23/13	5
2-Chloronaphthalene	U	0.032	0.18	mg/kg		8270D	11/23/13	5

Results listed are dry weight basis.

U = ND (Not Detected)

MDL = Minimum Detection Limit = LOD = TRRP SDL

RDL = Reported Detection Limit = LOQ = PQL = EQL = TRRP MQL

Note:

This report shall not be reproduced, except in full, without the written approval from ESC.

The reported analytical results relate only to the sample submitted

Reported: 11/27/13 17:16 Printed: 11/27/13 17:18

L669761-20 (SV8270D) - Dilution due to matrix

L669761-20 (HCID) - Low surrogate confirms with second extraction



12065 Lebanon Rd.
 Mt. Juliet, TN 37122
 (615) 758-5858
 1-800-767-5859
 Fax (615) 758-5859

Tax I.D. 62-0814289

Est. 1970

REPORT OF ANALYSIS

Chris Kramer (SLR)
 Jeld-Wen
 1800 Blankenship Road, Suite 440
 West Linn, OR 97068

November 27, 2013

Date Received : November 20, 2013
 Description : Nord Door Project - Everett, WA

ESC Sample # : L669761-20

Sample ID : TP-17 13FT

Site ID : EVERETT, WA

Collected By : Chris Lee
 Collection Date : 11/14/13 14:00

Project # : 108.00228.00048

Parameter	Dry Result	MDL	RDL	Units	Qualifier	Method	Date	Dil.
4-Chlorophenyl-phenylether	U	0.031	1.9	mg/kg		8270D	11/23/13	5
Chrysene	0.10	0.028	0.18	mg/kg	J	8270D	11/23/13	5
Dibenz(a,h)anthracene	U	0.041	0.18	mg/kg		8270D	11/23/13	5
Dibenzofuran	U	0.026	0.18	mg/kg		8270D	11/23/13	5
3,3-Dichlorobenzidine	U	0.40	1.9	mg/kg		8270D	11/23/13	5
2,4-Dinitrotoluene	U	0.030	1.9	mg/kg		8270D	11/23/13	5
2,6-Dinitrotoluene	U	0.037	1.9	mg/kg		8270D	11/23/13	5
Fluoranthene	0.12	0.025	0.18	mg/kg	J	8270D	11/23/13	5
Fluorene	U	0.034	0.18	mg/kg		8270D	11/23/13	5
Hexachlorobenzene	U	0.043	1.9	mg/kg		8270D	11/23/13	5
Hexachloro-1,3-butadiene	U	0.050	1.9	mg/kg		8270D	11/23/13	5
Hexachlorocyclopentadiene	U	0.29	1.9	mg/kg		8270D	11/23/13	5
Hexachloroethane	U	0.067	1.9	mg/kg		8270D	11/23/13	5
Indeno(1,2,3-cd)pyrene	U	0.039	0.18	mg/kg		8270D	11/23/13	5
Isophorone	U	0.026	1.9	mg/kg		8270D	11/23/13	5
2-Methylnaphthalene	U	0.043	0.18	mg/kg		8270D	11/23/13	5
2-Nitroaniline	U	0.038	1.9	mg/kg		8270D	11/23/13	5
3-Nitroaniline	U	0.042	1.9	mg/kg		8270D	11/23/13	5
4-Nitroaniline	U	0.032	1.9	mg/kg		8270D	11/23/13	5
Naphthalene	U	0.044	0.18	mg/kg		8270D	11/23/13	5
Nitrobenzene	U	0.035	1.9	mg/kg		8270D	11/23/13	5
n-Nitrosodiphenylamine	U	0.030	1.9	mg/kg		8270D	11/23/13	5
n-Nitrosodi-n-propylamine	U	0.045	1.9	mg/kg		8270D	11/23/13	5
Phenanthrene	0.14	0.026	0.18	mg/kg	J	8270D	11/23/13	5
Benzylbutyl phthalate	U	0.052	1.9	mg/kg		8270D	11/23/13	5
Bis(2-ethylhexyl)phthalate	U	0.060	1.9	mg/kg		8270D	11/23/13	5
Di-n-butyl phthalate	U	0.054	1.9	mg/kg		8270D	11/23/13	5
Diethyl phthalate	U	0.034	1.9	mg/kg		8270D	11/23/13	5
Dimethyl phthalate	U	0.027	1.9	mg/kg		8270D	11/23/13	5
Di-n-octyl phthalate	U	0.045	1.9	mg/kg		8270D	11/23/13	5
Pyrene	0.18	0.062	0.18	mg/kg	J	8270D	11/23/13	5
1,2,4,5-Tetrachlorobenzene	U	0.38	1.9	mg/kg		8270D	11/23/13	5
Acid Extractables								
4-Chloro-3-methylphenol	U	0.024	1.9	mg/kg		8270D	11/23/13	5
2-Chlorophenol	U	0.042	1.9	mg/kg		8270D	11/23/13	5
2,4-Dichlorophenol	U	0.037	1.9	mg/kg		8270D	11/23/13	5
2,4-Dimethylphenol	U	0.24	1.9	mg/kg		8270D	11/23/13	5
4,6-Dinitro-2-methylphenol	U	0.62	1.9	mg/kg		8270D	11/23/13	5
2,4-Dinitrophenol	U	0.49	1.9	mg/kg		8270D	11/23/13	5
2-Methylphenol	U	0.049	1.9	mg/kg		8270D	11/23/13	5
3&4-Methyl Phenol	0.061	0.039	1.9	mg/kg	J	8270D	11/23/13	5
2-Nitrophenol	U	0.065	1.9	mg/kg		8270D	11/23/13	5
4-Nitrophenol	U	0.26	1.9	mg/kg		8270D	11/23/13	5

Results listed are dry weight basis.

U = ND (Not Detected)

MDL = Minimum Detection Limit = LOD = TRRP SDL

RDL = Reported Detection Limit = LOQ = PQL = EQL = TRRP MQL

Note:

This report shall not be reproduced, except in full, without the written approval from ESC.

The reported analytical results relate only to the sample submitted

Reported: 11/27/13 17:16 Printed: 11/27/13 17:18

L669761-20 (SV8270D) - Dilution due to matrix

L669761-20 (HCID) - Low surrogate confirms with second extraction



12065 Lebanon Rd.
 Mt. Juliet, TN 37122
 (615) 758-5858
 1-800-767-5859
 Fax (615) 758-5859

Tax I.D. 62-0814289

Est. 1970

REPORT OF ANALYSIS

Chris Kramer (SLR)
 Jeld-Wen
 1800 Blankenship Road, Suite 440
 West Linn, OR 97068

November 27, 2013

Date Received : November 20, 2013
 Description : Nord Door Project - Everett, WA
 Sample ID : TP-17 13FT
 Collected By : Chris Lee
 Collection Date : 11/14/13 14:00

ESC Sample # : L669761-20
 Site ID : EVERETT, WA
 Project # : 108.00228.00048

Parameter	Dry Result	MDL	RDL	Units	Qualifier	Method	Date	Dil.
Pentachlorophenol	U	0.24	1.9	mg/kg		8270D	11/23/13	5
Phenol	U	0.035	1.9	mg/kg		8270D	11/23/13	5
2,4,5-Trichlorophenol	U	0.052	1.9	mg/kg		8270D	11/23/13	5
2,3,4,6-Tetrachlorophenol	U	0.60	1.9	mg/kg		8270D	11/23/13	5
2,4,6-Trichlorophenol	U	0.039	1.9	mg/kg		8270D	11/23/13	5
Surrogate Recovery								
2-Fluorophenol	62.5			%	Rec.	8270D	11/23/13	5
Phenol-d5	54.7			%	Rec.	8270D	11/23/13	5
Nitrobenzene-d5	56.0			%	Rec.	8270D	11/23/13	5
2-Fluorobiphenyl	76.4			%	Rec.	8270D	11/23/13	5
2,4,6-Tribromophenol	73.7			%	Rec.	8270D	11/23/13	5
p-Terphenyl-d14	60.1			%	Rec.	8270D	11/23/13	5

Results listed are dry weight basis.

U = ND (Not Detected)

MDL = Minimum Detection Limit = LOD = TRRP SDL

RDL = Reported Detection Limit = LOQ = PQL = EQL = TRRP MQL

Note:

This report shall not be reproduced, except in full, without the written approval from ESC.

The reported analytical results relate only to the sample submitted

Reported: 11/27/13 17:16 Printed: 11/27/13 17:18

L669761-20 (SV8270D) - Dilution due to matrix

L669761-20 (HCID) - Low surrogate confirms with second extraction

Attachment A
List of Analytes with QC Qualifiers

Sample Number	Work Group	Sample Type	Analyte	Run ID	Qualifier	
L669761-01	WG693743	SAMP	Motor Oil (C24-C30)	R2859655	J	
	WG693420	SAMP	Benzo(a)anthracene	R2858784	J	
	WG693420	SAMP	Benzo(b)fluoranthene	R2858784	J	
	WG693420	SAMP	Benzo(g,h,i)perylene	R2858784	J	
	WG693420	SAMP	Chrysene	R2858784	J	
	WG693420	SAMP	Bis(2-ethylhexyl)phthalate	R2858784	JB	
	WG693420	SAMP	Diethyl phthalate	R2858784	J	
	WG693582	SAMP	Dibenz(a,h)anthracene	R2859083	J	
	WG693582	SAMP	2-Chloronaphthalene	R2859083	J	
	WG693510	SAMP	Acetone	R2859369	J	
	WG693510	SAMP	2-Chloroethyl vinyl ether	R2859369	J4	
	L669761-02	WG693743	SAMP	Diesel (C12-C24)	R2859655	J
		WG694318	SAMP	Acrylonitrile	R2859846	J4
		WG694318	SAMP	p-Isopropyltoluene	R2859846	J
L669761-03	WG693743	SAMP	o-Terphenyl	R2859655	J2	
L669761-04	WG693743	SAMP	Gasoline (C7-C12)	R2859655	J	
	WG693743	SAMP	Motor Oil (C24-C30)	R2859655	J	
	WG693743	SAMP	o-Terphenyl	R2859655	J2	
L669761-06	WG693510	SAMP	2-Chloroethyl vinyl ether	R2859369	J4	
	WG693528	SAMP	Acetone	R2859390	J	
	WG693528	SAMP	Carbon disulfide	R2859390	J	
	WG693577	SAMP	Diesel (C12-C24)	R2859654	J3	
L669761-08	WG693528	SAMP	Benzene	R2859390	J	
	WG693528	SAMP	2-Butanone (MEK)	R2859390	J	
	WG693528	SAMP	Toluene	R2859390	J	
	WG693577	SAMP	Diesel (C12-C24)	R2859654	J3	
L669761-10	WG693528	SAMP	Acetone	R2859390	J	
	WG693577	SAMP	Diesel (C12-C24)	R2859654	J3	
L669761-12	WG693528	SAMP	Acetone	R2859390	J	
	WG693528	SAMP	Toluene	R2859390	J	
	WG693577	SAMP	Diesel (C12-C24)	R2859654	J3	
L669761-14	WG693577	SAMP	Motor Oil (C24-C30)	R2859654	J	
	WG693528	SAMP	Acetone	R2859390	J	
	WG693528	SAMP	Benzene	R2859390	J	
	WG693528	SAMP	Chloroform	R2859390	J	
	WG693528	SAMP	1,1-Dichloroethane	R2859390	J	
	WG693528	SAMP	Methylene Chloride	R2859390	J	
	WG693528	SAMP	Toluene	R2859390	J	
	WG693577	SAMP	Diesel (C12-C24)	R2859654	J3	
L669761-16	WG693528	SAMP	Acetone	R2859390	J	
	WG693528	SAMP	Methylene Chloride	R2859390	J	
	WG693528	SAMP	Toluene	R2859390	J	
	WG693577	SAMP	Diesel (C12-C24)	R2859654	J3	
	WG693592	SAMP	PCB 1254	R2858663	J	
L669761-18	WG693590	SAMP	Benzo(a)anthracene	R2859385	J	
	WG693590	SAMP	Chrysene	R2859385	J	
	WG693590	SAMP	Fluoranthene	R2859385	J	
	WG693590	SAMP	Phenanthrene	R2859385	J	
	WG693528	SAMP	Ethylbenzene	R2859390	J	
	WG693528	SAMP	Methylene Chloride	R2859390	J	
	WG693528	SAMP	Toluene	R2859390	J	
	WG693528	SAMP	Trichloroethene	R2859390	J	
	WG693528	SAMP	Xylenes, Total	R2859390	J	
	WG693528	SAMP	4-Bromofluorobenzene	R2859390	J2	
	WG693577	SAMP	Diesel (C12-C24)	R2859654	JJ3	
	WG693577	SAMP	Motor Oil (C24-C30)	R2859654	J	
	WG693577	SAMP	o-Terphenyl	R2859654	J2	
	WG693584	SAMP	Anthracene	R2859365	J	
	WG693584	SAMP	Acenaphthene	R2859365	J	
	WG693584	SAMP	Acenaphthylene	R2859365	J	
	WG693584	SAMP	Benzo(a)anthracene	R2859365	J	
	WG693584	SAMP	Benzo(k)fluoranthene	R2859365	J	
	WG693584	SAMP	Dibenz(a,h)anthracene	R2859365	J	
	WG693584	SAMP	Fluorene	R2859365	J	
	WG693584	SAMP	Indeno(1,2,3-cd)pyrene	R2859365	J	
	WG693584	SAMP	Naphthalene	R2859365	J	
WG693584	SAMP	1-Methylnaphthalene	R2859365	J		
WG693584	SAMP	2-Methylnaphthalene	R2859365	J		
L669761-20	WG693590	SAMP	Benzo(a)anthracene	R2859385	J	

Attachment A
List of Analytes with QC Qualifiers

Sample Number	Work Group	Sample Type	Analyte	Run ID	Qualifier
WG693590		SAMP	Benzo(b)fluoranthene	R2859385	J
WG693590		SAMP	Benzo(k)fluoranthene	R2859385	J
WG693590		SAMP	Benzo(a)pyrene	R2859385	J
WG693590		SAMP	Chrysene	R2859385	J
WG693590		SAMP	Fluoranthene	R2859385	J
WG693590		SAMP	Phenanthrene	R2859385	J
WG693590		SAMP	Pyrene	R2859385	J
WG693590		SAMP	3&4-Methyl Phenol	R2859385	J
WG693528		SAMP	Methylene Chloride	R2859390	J
WG693528		SAMP	Toluene	R2859390	J
WG693577		SAMP	Gasoline (C7-C12)	R2859654	J
WG693577		SAMP	Diesel (C12-C24)	R2859654	J3
WG693577		SAMP	o-Terphenyl	R2859654	J2
WG693584		SAMP	Acenaphthene	R2859365	J
WG693584		SAMP	Acenaphthylene	R2859365	J
WG693584		SAMP	Benzo(k)fluoranthene	R2859365	J
WG693584		SAMP	Dibenz(a,h)anthracene	R2859365	J
WG693584		SAMP	Fluorene	R2859365	J
WG693584		SAMP	Indeno(1,2,3-cd)pyrene	R2859365	J
WG693584		SAMP	Naphthalene	R2859365	J
WG693584		SAMP	1-Methylnaphthalene	R2859365	J
WG693584		SAMP	2-Methylnaphthalene	R2859365	J

Attachment B
Explanation of QC Qualifier Codes

Qualifier	Meaning
B	(EPA) - The indicated compound was found in the associated method blank as well as the laboratory sample.
J	(EPA) - Estimated value below the lowest calibration point. Confidence correlates with concentration.
J2	Surrogate recovery limits have been exceeded; values are outside lower control limits
J3	The associated batch QC was outside the established quality control range for precision.
J4	The associated batch QC was outside the established quality control range for accuracy.

Qualifier Report Information

ESC utilizes sample and result qualifiers as set forth by the EPA Contract Laboratory Program and as required by most certifying bodies including NELAC. In addition to the EPA qualifiers adopted by ESC, we have implemented ESC qualifiers to provide more information pertaining to our analytical results. Each qualifier is designated in the qualifier explanation as either EPA or ESC. Data qualifiers are intended to provide the ESC client with more detailed information concerning the potential bias of reported data. Because of the wide range of constituents and variety of matrices incorporated by most EPA methods, it is common for some compounds to fall outside of established ranges. These exceptions are evaluated and all reported data is valid and useable "unless qualified as 'R' (Rejected)."

Definitions

- Accuracy - The relationship of the observed value of a known sample to the true value of a known sample. Represented by percent recovery and relevant to samples such as: control samples, matrix spike recoveries, surrogate recoveries, etc.
- Precision - The agreement between a set of samples or between duplicate samples. Relates to how close together the results are and is represented by Relative Percent Difference.
- Surrogate - Organic compounds that are similar in chemical composition, extraction, and chromatography to analytes of interest. The surrogates are used to determine the probable response of the group of analytes that are chemically related to the surrogate compound. Surrogates are added to the sample and carried through all stages of preparation and analyses.
- TIC - Tentatively Identified Compound: Compounds detected in samples that are not target compounds, internal standards, system monitoring compounds, or surrogates.

Summary of Remarks For Samples Printed
11/27/13 at 17:18:47

TSR Signing Reports: 358
R5 - Desired TAT

Sample: L669761-01 Account: JELWENOR Received: 11/20/13 09:30 Due Date: 11/27/13 00:00 RPT Date: 11/27/13 17:16
Refer to 11-0080 for HOLD samples.
Sample: L669761-02 Account: JELWENOR Received: 11/20/13 09:30 Due Date: 11/27/13 00:00 RPT Date: 11/27/13 17:16
Sample: L669761-03 Account: JELWENOR Received: 11/20/13 09:30 Due Date: 11/27/13 00:00 RPT Date: 11/27/13 17:16
Sample: L669761-04 Account: JELWENOR Received: 11/20/13 09:30 Due Date: 11/27/13 00:00 RPT Date: 11/27/13 17:16
Sample: L669761-06 Account: JELWENOR Received: 11/20/13 09:30 Due Date: 11/27/13 00:00 RPT Date: 11/27/13 17:16
Sample: L669761-08 Account: JELWENOR Received: 11/20/13 09:30 Due Date: 11/27/13 00:00 RPT Date: 11/27/13 17:16
Sample: L669761-10 Account: JELWENOR Received: 11/20/13 09:30 Due Date: 11/27/13 00:00 RPT Date: 11/27/13 17:16
Sample: L669761-12 Account: JELWENOR Received: 11/20/13 09:30 Due Date: 11/27/13 00:00 RPT Date: 11/27/13 17:16
Sample: L669761-14 Account: JELWENOR Received: 11/20/13 09:30 Due Date: 11/27/13 00:00 RPT Date: 11/27/13 17:16
Sample: L669761-16 Account: JELWENOR Received: 11/20/13 09:30 Due Date: 11/27/13 00:00 RPT Date: 11/27/13 17:16
Sample: L669761-18 Account: JELWENOR Received: 11/20/13 09:30 Due Date: 11/27/13 00:00 RPT Date: 11/27/13 17:16
Sample: L669761-20 Account: JELWENOR Received: 11/20/13 09:30 Due Date: 11/27/13 00:00 RPT Date: 11/27/13 17:16



YOUR LAB OF CHOICE

Jeld-Wen
Chris Kramer (SLR)
1800 Blankenship Road, Suite 440

West Linn, OR 97068

Quality Assurance Report
Level II

L669761

12065 Lebanon Rd.
Mt. Juliet, TN 37122
(615) 758-5858
1-800-767-5859
Fax (615) 758-5859

Tax I.D. 62-0814289

Est. 1970

November 27, 2013

Analyte	Result	Laboratory Blank		Limit	Batch	Date Analyzed
		Units	% Rec			
PCB 1016	< .017	mg/kg			WG693592	11/22/13 09:18
PCB 1221	< .017	mg/kg			WG693592	11/22/13 09:18
PCB 1232	< .017	mg/kg			WG693592	11/22/13 09:18
PCB 1242	< .017	mg/kg			WG693592	11/22/13 09:18
PCB 1248	< .017	mg/kg			WG693592	11/22/13 09:18
PCB 1254	< .017	mg/kg			WG693592	11/22/13 09:18
PCB 1260	< .017	mg/kg			WG693592	11/22/13 09:18
Decachlorobiphenyl		% Rec.	94.60	10-145	WG693592	11/22/13 09:18
Tetrachloro-m-xylene		% Rec.	98.80	21.1-148	WG693592	11/22/13 09:18
1,2,4-Trichlorobenzene	< .01	mg/l			WG693420	11/22/13 04:01
2,4,6-Trichlorophenol	< .01	mg/l			WG693420	11/22/13 04:01
2,4-Dichlorophenol	< .01	mg/l			WG693420	11/22/13 04:01
2,4-Dimethylphenol	< .01	mg/l			WG693420	11/22/13 04:01
2,4-Dinitrophenol	< .01	mg/l			WG693420	11/22/13 04:01
2,4-Dinitrotoluene	< .01	mg/l			WG693420	11/22/13 04:01
2,6-Dinitrotoluene	< .01	mg/l			WG693420	11/22/13 04:01
2-Chloronaphthalene	< .001	mg/l			WG693420	11/22/13 04:01
2-Chlorophenol	< .01	mg/l			WG693420	11/22/13 04:01
2-Nitrophenol	< .01	mg/l			WG693420	11/22/13 04:01
3,3-Dichlorobenzidine	< .01	mg/l			WG693420	11/22/13 04:01
4,6-Dinitro-2-methylphenol	< .01	mg/l			WG693420	11/22/13 04:01
4-Bromophenyl-phenylether	< .01	mg/l			WG693420	11/22/13 04:01
4-Chloro-3-methylphenol	< .01	mg/l			WG693420	11/22/13 04:01
4-Chlorophenyl-phenylether	< .01	mg/l			WG693420	11/22/13 04:01
4-Nitrophenol	< .01	mg/l			WG693420	11/22/13 04:01
Acenaphthene	< .001	mg/l			WG693420	11/22/13 04:01
Acenaphthylene	< .001	mg/l			WG693420	11/22/13 04:01
Anthracene	< .001	mg/l			WG693420	11/22/13 04:01
Benizidine	< .01	mg/l			WG693420	11/22/13 04:01
Benzo(a)anthracene	< .001	mg/l			WG693420	11/22/13 04:01
Benzo(a)pyrene	< .001	mg/l			WG693420	11/22/13 04:01
Benzo(b)fluoranthene	< .001	mg/l			WG693420	11/22/13 04:01
Benzo(g,h,i)perylene	< .001	mg/l			WG693420	11/22/13 04:01
Benzo(k)fluoranthene	< .001	mg/l			WG693420	11/22/13 04:01
Benzylbutyl phthalate	< .003	mg/l			WG693420	11/22/13 04:01
Bis(2-chlorethoxy)methane	< .01	mg/l			WG693420	11/22/13 04:01
Bis(2-chloroethyl)ether	< .01	mg/l			WG693420	11/22/13 04:01
Bis(2-chloroisopropyl)ether	< .01	mg/l			WG693420	11/22/13 04:01
Bis(2-ethylhexyl)phthalate	< .003	mg/l			WG693420	11/22/13 04:01
Chrysene	< .001	mg/l			WG693420	11/22/13 04:01
Di-n-butyl phthalate	< .003	mg/l			WG693420	11/22/13 04:01
Di-n-octyl phthalate	< .003	mg/l			WG693420	11/22/13 04:01
Dibenz(a,h)anthracene	< .001	mg/l			WG693420	11/22/13 04:01
Diethyl phthalate	< .003	mg/l			WG693420	11/22/13 04:01
Dimethyl phthalate	< .003	mg/l			WG693420	11/22/13 04:01
Fluoranthene	< .001	mg/l			WG693420	11/22/13 04:01
Fluorene	< .001	mg/l			WG693420	11/22/13 04:01
Hexachloro-1,3-butadiene	< .01	mg/l			WG693420	11/22/13 04:01
Hexachlorobenzene	< .001	mg/l			WG693420	11/22/13 04:01
Hexachlorocyclopentadiene	< .01	mg/l			WG693420	11/22/13 04:01
Hexachloroethane	< .01	mg/l			WG693420	11/22/13 04:01
Indeno(1,2,3-cd)pyrene	< .001	mg/l			WG693420	11/22/13 04:01
Isophorone	< .01	mg/l			WG693420	11/22/13 04:01
n-Nitrosodi-n-propylamine	< .01	mg/l			WG693420	11/22/13 04:01
n-Nitrosodimethylamine	< .01	mg/l			WG693420	11/22/13 04:01
n-Nitrosodiphenylamine	< .01	mg/l			WG693420	11/22/13 04:01
Naphthalene	< .001	mg/l			WG693420	11/22/13 04:01

* Performance of this Analyte is outside of established criteria.

For additional information, please see Attachment A 'List of Analytes with QC Qualifiers.'



YOUR LAB OF CHOICE

Jeld-Wen
Chris Kramer (SLR)
1800 Blankenship Road, Suite 440

West Linn, OR 97068

Quality Assurance Report
Level II

L669761

12065 Lebanon Rd.
Mt. Juliet, TN 37122
(615) 758-5858
1-800-767-5859
Fax (615) 758-5859

Tax I.D. 62-0814289

Est. 1970

November 27, 2013

Analyte	Result	Laboratory Blank		Limit	Batch	Date Analyzed
		Units	% Rec			
Nitrobenzene	< .01	mg/l			WG693420	11/22/13 04:01
Pentachlorophenol	< .001	mg/l			WG693420	11/22/13 04:01
Phenanthrene	< .001	mg/l			WG693420	11/22/13 04:01
Phenol	< .01	mg/l			WG693420	11/22/13 04:01
Pyrene	< .001	mg/l			WG693420	11/22/13 04:01
2,4,6-Tribromophenol		% Rec.	65.90	11.2-130	WG693420	11/22/13 04:01
2-Fluorobiphenyl		% Rec.	77.70	29.5-131	WG693420	11/22/13 04:01
2-Fluorophenol		% Rec.	42.20	10-77.9	WG693420	11/22/13 04:01
Nitrobenzene-d5		% Rec.	66.30	21.8-123	WG693420	11/22/13 04:01
Phenol-d5		% Rec.	28.40	5-70.1	WG693420	11/22/13 04:01
p-Terphenyl-d14		% Rec.	84.20	29.3-137	WG693420	11/22/13 04:01
1-Methylnaphthalene	< .02	mg/kg			WG693584	11/23/13 02:17
2-Chloronaphthalene	< .02	mg/kg			WG693584	11/23/13 02:17
2-Methylnaphthalene	< .02	mg/kg			WG693584	11/23/13 02:17
Acenaphthene	< .006	mg/kg			WG693584	11/23/13 02:17
Acenaphthylene	< .006	mg/kg			WG693584	11/23/13 02:17
Anthracene	< .006	mg/kg			WG693584	11/23/13 02:17
Benzo(a)anthracene	< .006	mg/kg			WG693584	11/23/13 02:17
Benzo(a)pyrene	< .006	mg/kg			WG693584	11/23/13 02:17
Benzo(b)fluoranthene	< .006	mg/kg			WG693584	11/23/13 02:17
Benzo(g,h,i)perylene	< .006	mg/kg			WG693584	11/23/13 02:17
Benzo(k)fluoranthene	< .006	mg/kg			WG693584	11/23/13 02:17
Chrysene	< .006	mg/kg			WG693584	11/23/13 02:17
Dibenz(a,h)anthracene	< .006	mg/kg			WG693584	11/23/13 02:17
Fluoranthene	< .006	mg/kg			WG693584	11/23/13 02:17
Fluorene	< .006	mg/kg			WG693584	11/23/13 02:17
Indeno(1,2,3-cd)pyrene	< .006	mg/kg			WG693584	11/23/13 02:17
Naphthalene	< .02	mg/kg			WG693584	11/23/13 02:17
Phenanthrene	< .006	mg/kg			WG693584	11/23/13 02:17
Pyrene	< .006	mg/kg			WG693584	11/23/13 02:17
2-Fluorobiphenyl		% Rec.	103.0	51.1-131	WG693584	11/23/13 02:17
Nitrobenzene-d5		% Rec.	99.70	40.9-147	WG693584	11/23/13 02:17
p-Terphenyl-d14		% Rec.	98.60	45.3-138	WG693584	11/23/13 02:17
1-Methylnaphthalene	< .00025	mg/l			WG693582	11/23/13 09:43
2-Chloronaphthalene	< .00005	mg/l			WG693582	11/23/13 09:43
2-Methylnaphthalene	< .00025	mg/l			WG693582	11/23/13 09:43
Acenaphthene	< .00005	mg/l			WG693582	11/23/13 09:43
Acenaphthylene	< .00005	mg/l			WG693582	11/23/13 09:43
Anthracene	< .00005	mg/l			WG693582	11/23/13 09:43
Benzo(a)anthracene	< .00005	mg/l			WG693582	11/23/13 09:43
Benzo(a)pyrene	< .00005	mg/l			WG693582	11/23/13 09:43
Benzo(b)fluoranthene	< .00005	mg/l			WG693582	11/23/13 09:43
Benzo(g,h,i)perylene	< .00005	mg/l			WG693582	11/23/13 09:43
Benzo(k)fluoranthene	< .00005	mg/l			WG693582	11/23/13 09:43
Chrysene	< .00005	mg/l			WG693582	11/23/13 09:43
Dibenz(a,h)anthracene	< .00005	mg/l			WG693582	11/23/13 09:43
Fluoranthene	< .00005	mg/l			WG693582	11/23/13 09:43
Fluorene	< .00005	mg/l			WG693582	11/23/13 09:43
Indeno(1,2,3-cd)pyrene	< .00005	mg/l			WG693582	11/23/13 09:43
Naphthalene	< .00025	mg/l			WG693582	11/23/13 09:43
Phenanthrene	< .00005	mg/l			WG693582	11/23/13 09:43
Pyrene	< .00005	mg/l			WG693582	11/23/13 09:43
2-Fluorobiphenyl		% Rec.	116.0	64.4-143	WG693582	11/23/13 09:43
Nitrobenzene-d5		% Rec.	135.0	61.3-162	WG693582	11/23/13 09:43
p-Terphenyl-d14		% Rec.	127.0	55.3-145	WG693582	11/23/13 09:43

* Performance of this Analyte is outside of established criteria.

For additional information, please see Attachment A 'List of Analytes with QC Qualifiers.'



YOUR LAB OF CHOICE

Jeld-Wen
Chris Kramer (SLR)
1800 Blankenship Road, Suite 440

West Linn, OR 97068

Quality Assurance Report
Level II

L669761

12065 Lebanon Rd.
Mt. Juliet, TN 37122
(615) 758-5858
1-800-767-5859
Fax (615) 758-5859

Tax I.D. 62-0814289

Est. 1970

November 27, 2013

Analyte	Result	Laboratory Blank		Limit	Batch	Date Analyzed
		Units	% Rec			
1,1,1,2-Tetrachloroethane	< .001	mg/l			WG693510	11/24/13 17:45
1,1,1-Trichloroethane	< .001	mg/l			WG693510	11/24/13 17:45
1,1,2,2-Tetrachloroethane	< .001	mg/l			WG693510	11/24/13 17:45
1,1,2-Trichloroethane	< .001	mg/l			WG693510	11/24/13 17:45
1,1,2-Trichlorotrifluoroethane	< .001	mg/l			WG693510	11/24/13 17:45
1,1-Dichloroethane	< .001	mg/l			WG693510	11/24/13 17:45
1,1-Dichloroethene	< .001	mg/l			WG693510	11/24/13 17:45
1,1-Dichloropropene	< .001	mg/l			WG693510	11/24/13 17:45
1,2,3-Trichlorobenzene	< .001	mg/l			WG693510	11/24/13 17:45
1,2,3-Trichloropropane	< .001	mg/l			WG693510	11/24/13 17:45
1,2,3-Trimethylbenzene	< .001	mg/l			WG693510	11/24/13 17:45
1,2,4-Trichlorobenzene	< .001	mg/l			WG693510	11/24/13 17:45
1,2,4-Trimethylbenzene	< .001	mg/l			WG693510	11/24/13 17:45
1,2-Dibromo-3-Chloropropane	< .005	mg/l			WG693510	11/24/13 17:45
1,2-Dibromoethane	< .001	mg/l			WG693510	11/24/13 17:45
1,2-Dichlorobenzene	< .001	mg/l			WG693510	11/24/13 17:45
1,2-Dichloroethane	< .001	mg/l			WG693510	11/24/13 17:45
1,2-Dichloropropane	< .001	mg/l			WG693510	11/24/13 17:45
1,3,5-Trimethylbenzene	< .001	mg/l			WG693510	11/24/13 17:45
1,3-Dichlorobenzene	< .001	mg/l			WG693510	11/24/13 17:45
1,3-Dichloropropene	< .001	mg/l			WG693510	11/24/13 17:45
1,4-Dichlorobenzene	< .001	mg/l			WG693510	11/24/13 17:45
2,2-Dichloropropane	< .001	mg/l			WG693510	11/24/13 17:45
2-Butanone (MEK)	< .01	mg/l			WG693510	11/24/13 17:45
2-Chloroethyl vinyl ether	< .05	mg/l			WG693510	11/24/13 17:45
2-Chlorotoluene	< .001	mg/l			WG693510	11/24/13 17:45
4-Chlorotoluene	< .001	mg/l			WG693510	11/24/13 17:45
4-Methyl-2-pentanone (MIBK)	< .01	mg/l			WG693510	11/24/13 17:45
Acetone	< .05	mg/l			WG693510	11/24/13 17:45
Acrolein	< .025	mg/l			WG693510	11/24/13 17:45
Acrylonitrile	< .01	mg/l			WG693510	11/24/13 17:45
Benzene	< .001	mg/l			WG693510	11/24/13 17:45
Bromobenzene	< .001	mg/l			WG693510	11/24/13 17:45
Bromodichloromethane	< .001	mg/l			WG693510	11/24/13 17:45
Bromoform	< .001	mg/l			WG693510	11/24/13 17:45
Bromomethane	< .005	mg/l			WG693510	11/24/13 17:45
Carbon tetrachloride	< .001	mg/l			WG693510	11/24/13 17:45
Chlorobenzene	< .001	mg/l			WG693510	11/24/13 17:45
Chlorodibromomethane	< .001	mg/l			WG693510	11/24/13 17:45
Chloroethane	< .005	mg/l			WG693510	11/24/13 17:45
Chloroform	< .005	mg/l			WG693510	11/24/13 17:45
Chloromethane	< .0025	mg/l			WG693510	11/24/13 17:45
cis-1,2-Dichloroethene	< .001	mg/l			WG693510	11/24/13 17:45
cis-1,3-Dichloropropene	< .001	mg/l			WG693510	11/24/13 17:45
Di-isopropyl ether	< .001	mg/l			WG693510	11/24/13 17:45
Dibromomethane	< .001	mg/l			WG693510	11/24/13 17:45
Dichlorodifluoromethane	< .005	mg/l			WG693510	11/24/13 17:45
Ethylbenzene	< .001	mg/l			WG693510	11/24/13 17:45
Hexachloro-1,3-butadiene	< .001	mg/l			WG693510	11/24/13 17:45
Isopropylbenzene	< .001	mg/l			WG693510	11/24/13 17:45
Methyl tert-butyl ether	< .001	mg/l			WG693510	11/24/13 17:45
Methylene Chloride	< .005	mg/l			WG693510	11/24/13 17:45
n-Butylbenzene	< .001	mg/l			WG693510	11/24/13 17:45
n-Propylbenzene	< .001	mg/l			WG693510	11/24/13 17:45
Naphthalene	< .005	mg/l			WG693510	11/24/13 17:45
p-Isopropyltoluene	< .001	mg/l			WG693510	11/24/13 17:45
sec-Butylbenzene	< .001	mg/l			WG693510	11/24/13 17:45
Styrene	< .001	mg/l			WG693510	11/24/13 17:45
tert-Butylbenzene	< .001	mg/l			WG693510	11/24/13 17:45

* Performance of this Analyte is outside of established criteria.

For additional information, please see Attachment A 'List of Analytes with QC Qualifiers.'



YOUR LAB OF CHOICE

Jeld-Wen
Chris Kramer (SLR)
1800 Blankenship Road, Suite 440

West Linn, OR 97068

Quality Assurance Report
Level II

L669761

12065 Lebanon Rd.
Mt. Juliet, TN 37122
(615) 758-5858
1-800-767-5859
Fax (615) 758-5859

Tax I.D. 62-0814289

Est. 1970

November 27, 2013

Analyte	Result	Laboratory Blank		Limit	Batch	Date Analyzed
		Units	% Rec			
Tetrachloroethene	< .001	mg/l			WG693510	11/24/13 17:45
Toluene	< .005	mg/l			WG693510	11/24/13 17:45
trans-1,2-Dichloroethene	< .001	mg/l			WG693510	11/24/13 17:45
trans-1,3-Dichloropropene	< .001	mg/l			WG693510	11/24/13 17:45
Trichloroethene	< .001	mg/l			WG693510	11/24/13 17:45
Trichlorofluoromethane	< .005	mg/l			WG693510	11/24/13 17:45
Vinyl chloride	< .001	mg/l			WG693510	11/24/13 17:45
Xylenes, Total	< .003	mg/l			WG693510	11/24/13 17:45
4-Bromofluorobenzene		% Rec.	91.30	71-126	WG693510	11/24/13 17:45
Dibromofluoromethane		% Rec.	106.0	78.3-121	WG693510	11/24/13 17:45
Toluene-d8		% Rec.	101.0	88.5-111	WG693510	11/24/13 17:45
1,2,4,5-Tetrachlorobenzene	< .333	mg/kg			WG693590	11/22/13 17:30
2,3,4,6-Tetrachlorophenol	< .33	mg/kg			WG693590	11/22/13 17:30
2,4,5-Trichlorophenol	< .333	mg/kg			WG693590	11/22/13 17:30
2,4,6-Trichlorophenol	< .333	mg/kg			WG693590	11/22/13 17:30
2,4-Dichlorophenol	< .333	mg/kg			WG693590	11/22/13 17:30
2,4-Dimethylphenol	< .333	mg/kg			WG693590	11/22/13 17:30
2,4-Dinitrophenol	< .333	mg/kg			WG693590	11/22/13 17:30
2,4-Dinitrotoluene	< .333	mg/kg			WG693590	11/22/13 17:30
2,6-Dinitrotoluene	< .333	mg/kg			WG693590	11/22/13 17:30
2-Chloronaphthalene	< .033	mg/kg			WG693590	11/22/13 17:30
2-Chlorophenol	< .333	mg/kg			WG693590	11/22/13 17:30
2-Methylnaphthalene	< .033	mg/kg			WG693590	11/22/13 17:30
2-Methylphenol	< .333	mg/kg			WG693590	11/22/13 17:30
2-Nitroaniline	< .333	mg/kg			WG693590	11/22/13 17:30
2-Nitrophenol	< .333	mg/kg			WG693590	11/22/13 17:30
3&4-Methyl Phenol	< .333	mg/kg			WG693590	11/22/13 17:30
3,3-Dichlorobenzidine	< .333	mg/kg			WG693590	11/22/13 17:30
3-Nitroaniline	< .333	mg/kg			WG693590	11/22/13 17:30
4,6-Dinitro-2-methylphenol	< .333	mg/kg			WG693590	11/22/13 17:30
4-Bromophenyl-phenylether	< .333	mg/kg			WG693590	11/22/13 17:30
4-Chloro-3-methylphenol	< .333	mg/kg			WG693590	11/22/13 17:30
4-Chloroaniline	< .333	mg/kg			WG693590	11/22/13 17:30
4-Chlorophenyl-phenylether	< .333	mg/kg			WG693590	11/22/13 17:30
4-Nitroaniline	< .333	mg/kg			WG693590	11/22/13 17:30
4-Nitrophenol	< .333	mg/kg			WG693590	11/22/13 17:30
Acenaphthene	< .033	mg/kg			WG693590	11/22/13 17:30
Acenaphthylene	< .033	mg/kg			WG693590	11/22/13 17:30
Acetophenone	< .333	mg/kg			WG693590	11/22/13 17:30
Anthracene	< .033	mg/kg			WG693590	11/22/13 17:30
Atrazine	< .333	mg/kg			WG693590	11/22/13 17:30
Benzaldehyde	< .333	mg/kg			WG693590	11/22/13 17:30
Benzidine	< .333	mg/kg			WG693590	11/22/13 17:30
Benzo(a)anthracene	< .033	mg/kg			WG693590	11/22/13 17:30
Benzo(a)pyrene	< .033	mg/kg			WG693590	11/22/13 17:30
Benzo(b)fluoranthene	< .033	mg/kg			WG693590	11/22/13 17:30
Benzo(g,h,i)perylene	< .033	mg/kg			WG693590	11/22/13 17:30
Benzo(k)fluoranthene	< .033	mg/kg			WG693590	11/22/13 17:30
Benzylbutyl phthalate	< .333	mg/kg			WG693590	11/22/13 17:30
Biphenyl	< .333	mg/kg			WG693590	11/22/13 17:30
Bis(2-chlorethoxy)methane	< .333	mg/kg			WG693590	11/22/13 17:30
Bis(2-chloroethyl)ether	< .333	mg/kg			WG693590	11/22/13 17:30
Bis(2-chloroisopropyl)ether	< .333	mg/kg			WG693590	11/22/13 17:30
Bis(2-ethylhexyl)phthalate	< .333	mg/kg			WG693590	11/22/13 17:30
Caprolactam	< .333	mg/kg			WG693590	11/22/13 17:30
Carbazole	< .333	mg/kg			WG693590	11/22/13 17:30
Chrysene	< .033	mg/kg			WG693590	11/22/13 17:30

* Performance of this Analyte is outside of established criteria.

For additional information, please see Attachment A 'List of Analytes with QC Qualifiers.'



YOUR LAB OF CHOICE

Jeld-Wen
Chris Kramer (SLR)
1800 Blankenship Road, Suite 440

West Linn, OR 97068

Quality Assurance Report
Level II

L669761

12065 Lebanon Rd.
Mt. Juliet, TN 37122
(615) 758-5858
1-800-767-5859
Fax (615) 758-5859

Tax I.D. 62-0814289

Est. 1970

November 27, 2013

Analyte	Result	Laboratory Blank		Limit	Batch	Date Analyzed
		Units	% Rec			
Di-n-butyl phthalate	< .333	mg/kg			WG693590	11/22/13 17:30
Di-n-octyl phthalate	< .333	mg/kg			WG693590	11/22/13 17:30
Dibenz(a,h)anthracene	< .033	mg/kg			WG693590	11/22/13 17:30
Dibenzofuran	< .333	mg/kg			WG693590	11/22/13 17:30
Diethyl phthalate	< .333	mg/kg			WG693590	11/22/13 17:30
Dimethyl phthalate	< .333	mg/kg			WG693590	11/22/13 17:30
Fluoranthene	< .033	mg/kg			WG693590	11/22/13 17:30
Fluorene	< .033	mg/kg			WG693590	11/22/13 17:30
Hexachloro-1,3-butadiene	< .333	mg/kg			WG693590	11/22/13 17:30
Hexachlorobenzene	< .333	mg/kg			WG693590	11/22/13 17:30
Hexachlorocyclopentadiene	< .333	mg/kg			WG693590	11/22/13 17:30
Hexachloroethane	< .333	mg/kg			WG693590	11/22/13 17:30
Indeno(1,2,3-cd)pyrene	< .033	mg/kg			WG693590	11/22/13 17:30
Isophorone	< .333	mg/kg			WG693590	11/22/13 17:30
n-Nitrosodi-n-propylamine	< .333	mg/kg			WG693590	11/22/13 17:30
n-Nitrosodiphenylamine	< .333	mg/kg			WG693590	11/22/13 17:30
Naphthalene	< .033	mg/kg			WG693590	11/22/13 17:30
Nitrobenzene	< .333	mg/kg			WG693590	11/22/13 17:30
Pentachlorophenol	< .333	mg/kg			WG693590	11/22/13 17:30
Phenanthrene	< .033	mg/kg			WG693590	11/22/13 17:30
Phenol	< .333	mg/kg			WG693590	11/22/13 17:30
Pyrene	< .033	mg/kg			WG693590	11/22/13 17:30
2,4,6-Tribromophenol		% Rec.	66.20	21.6-142	WG693590	11/22/13 17:30
2-Fluorobiphenyl		% Rec.	72.80	34.9-129	WG693590	11/22/13 17:30
2-Fluorophenol		% Rec.	63.80	21.1-116	WG693590	11/22/13 17:30
Nitrobenzene-d5		% Rec.	59.90	21.9-129	WG693590	11/22/13 17:30
Phenol-d5		% Rec.	65.10	26.3-121	WG693590	11/22/13 17:30
p-Terphenyl-d14		% Rec.	69.10	21.5-128	WG693590	11/22/13 17:30
1,1,1-Trichloroethane	< .001	mg/kg			WG693528	11/24/13 19:38
1,1,2,2-Tetrachloroethane	< .001	mg/kg			WG693528	11/24/13 19:38
1,1,2-Trichloroethane	< .001	mg/kg			WG693528	11/24/13 19:38
1,1,2-Trichlorotrifluoroethane	< .001	mg/kg			WG693528	11/24/13 19:38
1,1-Dichloroethane	< .001	mg/kg			WG693528	11/24/13 19:38
1,1-Dichloroethene	< .001	mg/kg			WG693528	11/24/13 19:38
1,2,3-Trichlorobenzene	< .001	mg/kg			WG693528	11/24/13 19:38
1,2,4-Trichlorobenzene	< .001	mg/kg			WG693528	11/24/13 19:38
1,2-Dibromo-3-Chloropropane	< .005	mg/kg			WG693528	11/24/13 19:38
1,2-Dibromoethane	< .001	mg/kg			WG693528	11/24/13 19:38
1,2-Dichlorobenzene	< .001	mg/kg			WG693528	11/24/13 19:38
1,2-Dichloroethane	< .001	mg/kg			WG693528	11/24/13 19:38
1,2-Dichloropropane	< .001	mg/kg			WG693528	11/24/13 19:38
1,3-Dichlorobenzene	< .001	mg/kg			WG693528	11/24/13 19:38
1,4-Dichlorobenzene	< .001	mg/kg			WG693528	11/24/13 19:38
1,4-Dioxane	< .1	mg/kg			WG693528	11/24/13 19:38
2-Butanone (MEK)	< .01	mg/kg			WG693528	11/24/13 19:38
2-Hexanone	< .01	mg/kg			WG693528	11/24/13 19:38
4-Methyl-2-pentanone (MIBK)	< .01	mg/kg			WG693528	11/24/13 19:38
Acetone	< .05	mg/kg			WG693528	11/24/13 19:38
Benzene	< .001	mg/kg			WG693528	11/24/13 19:38
Bromochloromethane	< .001	mg/kg			WG693528	11/24/13 19:38
Bromodichloromethane	< .001	mg/kg			WG693528	11/24/13 19:38
Bromoform	< .001	mg/kg			WG693528	11/24/13 19:38
Bromomethane	< .005	mg/kg			WG693528	11/24/13 19:38
Carbon disulfide	< .001	mg/kg			WG693528	11/24/13 19:38
Carbon tetrachloride	< .001	mg/kg			WG693528	11/24/13 19:38
Chlorobenzene	< .001	mg/kg			WG693528	11/24/13 19:38
Chlorodibromomethane	< .001	mg/kg			WG693528	11/24/13 19:38

* Performance of this Analyte is outside of established criteria.

For additional information, please see Attachment A 'List of Analytes with QC Qualifiers.'



YOUR LAB OF CHOICE

Jeld-Wen
Chris Kramer (SLR)
1800 Blankenship Road, Suite 440

West Linn, OR 97068

Quality Assurance Report
Level II

L669761

12065 Lebanon Rd.
Mt. Juliet, TN 37122
(615) 758-5858
1-800-767-5859
Fax (615) 758-5859

Tax I.D. 62-0814289

Est. 1970

November 27, 2013

Analyte	Result	Laboratory Blank		Limit	Batch	Date Analyzed
		Units	% Rec			
Chloroethane	< .005	mg/kg			WG693528	11/24/13 19:38
Chloroform	< .005	mg/kg			WG693528	11/24/13 19:38
Chloromethane	< .0025	mg/kg			WG693528	11/24/13 19:38
cis-1,2-Dichloroethene	< .001	mg/kg			WG693528	11/24/13 19:38
cis-1,3-Dichloropropene	< .001	mg/kg			WG693528	11/24/13 19:38
Cyclohexane	< .001	mg/kg			WG693528	11/24/13 19:38
Dichlorodifluoromethane	< .005	mg/kg			WG693528	11/24/13 19:38
Ethylbenzene	< .001	mg/kg			WG693528	11/24/13 19:38
Isopropylbenzene	< .001	mg/kg			WG693528	11/24/13 19:38
Methyl Acetate	< .02	mg/kg			WG693528	11/24/13 19:38
Methyl Cyclohexane	< .001	mg/kg			WG693528	11/24/13 19:38
Methyl tert-butyl ether	< .001	mg/kg			WG693528	11/24/13 19:38
Methylene Chloride	< .005	mg/kg			WG693528	11/24/13 19:38
Styrene	< .001	mg/kg			WG693528	11/24/13 19:38
Tetrachloroethene	< .001	mg/kg			WG693528	11/24/13 19:38
Toluene	< .005	mg/kg			WG693528	11/24/13 19:38
trans-1,2-Dichloroethene	< .001	mg/kg			WG693528	11/24/13 19:38
trans-1,3-Dichloropropene	< .001	mg/kg			WG693528	11/24/13 19:38
Trichloroethene	< .001	mg/kg			WG693528	11/24/13 19:38
Trichlorofluoromethane	< .005	mg/kg			WG693528	11/24/13 19:38
Vinyl chloride	< .001	mg/kg			WG693528	11/24/13 19:38
Xylenes, Total	< .003	mg/kg			WG693528	11/24/13 19:38
4-Bromofluorobenzene		% Rec.	100.0	71-126	WG693528	11/24/13 19:38
Dibromofluoromethane		% Rec.	99.40	78.3-121	WG693528	11/24/13 19:38
Toluene-d8		% Rec.	103.0	88.5-111	WG693528	11/24/13 19:38
PCB 1016	< .017	mg/kg			WG693852	11/25/13 08:55
PCB 1221	< .017	mg/kg			WG693852	11/25/13 08:55
PCB 1232	< .017	mg/kg			WG693852	11/25/13 08:55
PCB 1242	< .017	mg/kg			WG693852	11/25/13 08:55
PCB 1248	< .017	mg/kg			WG693852	11/25/13 08:55
PCB 1254	< .017	mg/kg			WG693852	11/25/13 08:55
PCB 1260	< .017	mg/kg			WG693852	11/25/13 08:55
Decachlorobiphenyl		% Rec.	105.0	21-147	WG693852	11/25/13 08:55
Tetrachloro-m-xylene		% Rec.	109.0	35-130	WG693852	11/25/13 08:55
#6 Fuel Oil	< 4	mg/kg			WG693577	11/25/13 11:23
Diesel (C12-C24)	< 4	mg/kg			WG693577	11/25/13 11:23
Gasoline (C7-C12)	< 4	mg/kg			WG693577	11/25/13 11:23
Hydraulic Fluid	< 4	mg/kg			WG693577	11/25/13 11:23
Kerosene	< 4	mg/kg			WG693577	11/25/13 11:23
Mineral Spirits	< 4	mg/kg			WG693577	11/25/13 11:23
Motor Oil (C24-C30)	< 10	mg/kg			WG693577	11/25/13 11:23
o-Terphenyl		% Rec.	82.50	50-150	WG693577	11/25/13 11:23
#6 Fuel Oil	< .1	mg/l			WG693743	11/25/13 12:05
Diesel (C12-C24)	< .1	mg/l			WG693743	11/25/13 12:05
Gasoline (C7-C12)	< .1	mg/l			WG693743	11/25/13 12:05
Hydraulic Fluid	< .1	mg/l			WG693743	11/25/13 12:05
Kerosene	< .1	mg/l			WG693743	11/25/13 12:05
Mineral Spirits	< .1	mg/l			WG693743	11/25/13 12:05
Motor Oil (C24-C30)	< .25	mg/l			WG693743	11/25/13 12:05
o-Terphenyl		% Rec.	86.70	50-150	WG693743	11/25/13 12:05
1,1,1,2-Tetrachloroethane	< .001	mg/l			WG694318	11/25/13 16:57

* Performance of this Analyte is outside of established criteria.

For additional information, please see Attachment A 'List of Analytes with QC Qualifiers.'



YOUR LAB OF CHOICE

Jeld-Wen
Chris Kramer (SLR)
1800 Blankenship Road, Suite 440

West Linn, OR 97068

Quality Assurance Report
Level II

L669761

12065 Lebanon Rd.
Mt. Juliet, TN 37122
(615) 758-5858
1-800-767-5859
Fax (615) 758-5859

Tax I.D. 62-0814289

Est. 1970

November 27, 2013

Analyte	Result	Laboratory Blank		Limit	Batch	Date Analyzed
		Units	% Rec			
1,1,1-Trichloroethane	< .001	mg/l			WG694318	11/25/13 16:57
1,1,2,2-Tetrachloroethane	< .001	mg/l			WG694318	11/25/13 16:57
1,1,2-Trichloroethane	< .001	mg/l			WG694318	11/25/13 16:57
1,1,2-Trichlorotrifluoroethane	< .001	mg/l			WG694318	11/25/13 16:57
1,1-Dichloroethane	< .001	mg/l			WG694318	11/25/13 16:57
1,1-Dichloroethene	< .001	mg/l			WG694318	11/25/13 16:57
1,1-Dichloropropene	< .001	mg/l			WG694318	11/25/13 16:57
1,2,3-Trichlorobenzene	< .001	mg/l			WG694318	11/25/13 16:57
1,2,3-Trichloropropane	< .001	mg/l			WG694318	11/25/13 16:57
1,2,3-Trimethylbenzene	< .001	mg/l			WG694318	11/25/13 16:57
1,2,4-Trichlorobenzene	< .001	mg/l			WG694318	11/25/13 16:57
1,2,4-Trimethylbenzene	< .001	mg/l			WG694318	11/25/13 16:57
1,2-Dibromo-3-Chloropropane	< .005	mg/l			WG694318	11/25/13 16:57
1,2-Dibromoethane	< .001	mg/l			WG694318	11/25/13 16:57
1,2-Dichlorobenzene	< .001	mg/l			WG694318	11/25/13 16:57
1,2-Dichloroethane	< .001	mg/l			WG694318	11/25/13 16:57
1,2-Dichloropropane	< .001	mg/l			WG694318	11/25/13 16:57
1,3,5-Trimethylbenzene	< .001	mg/l			WG694318	11/25/13 16:57
1,3-Dichlorobenzene	< .001	mg/l			WG694318	11/25/13 16:57
1,3-Dichloropropane	< .001	mg/l			WG694318	11/25/13 16:57
1,4-Dichlorobenzene	< .001	mg/l			WG694318	11/25/13 16:57
2,2-Dichloropropane	< .001	mg/l			WG694318	11/25/13 16:57
2-Butanone (MEK)	< .01	mg/l			WG694318	11/25/13 16:57
2-Chloroethyl vinyl ether	< .05	mg/l			WG694318	11/25/13 16:57
2-Chlorotoluene	< .001	mg/l			WG694318	11/25/13 16:57
4-Chlorotoluene	< .001	mg/l			WG694318	11/25/13 16:57
4-Methyl-2-pentanone (MIBK)	< .01	mg/l			WG694318	11/25/13 16:57
Acetone	< .05	mg/l			WG694318	11/25/13 16:57
Acrolein	< .025	mg/l			WG694318	11/25/13 16:57
Acrylonitrile	< .01	mg/l			WG694318	11/25/13 16:57
Benzene	< .001	mg/l			WG694318	11/25/13 16:57
Bromobenzene	< .001	mg/l			WG694318	11/25/13 16:57
Bromodichloromethane	< .001	mg/l			WG694318	11/25/13 16:57
Bromoform	< .001	mg/l			WG694318	11/25/13 16:57
Bromomethane	< .005	mg/l			WG694318	11/25/13 16:57
Carbon tetrachloride	< .001	mg/l			WG694318	11/25/13 16:57
Chlorobenzene	< .001	mg/l			WG694318	11/25/13 16:57
Chlorodibromomethane	< .001	mg/l			WG694318	11/25/13 16:57
Chloroethane	< .005	mg/l			WG694318	11/25/13 16:57
Chloroform	< .005	mg/l			WG694318	11/25/13 16:57
Chloromethane	< .0025	mg/l			WG694318	11/25/13 16:57
cis-1,2-Dichloroethene	< .001	mg/l			WG694318	11/25/13 16:57
cis-1,3-Dichloropropene	< .001	mg/l			WG694318	11/25/13 16:57
Di-isopropyl ether	< .001	mg/l			WG694318	11/25/13 16:57
Dibromomethane	< .001	mg/l			WG694318	11/25/13 16:57
Dichlorodifluoromethane	< .005	mg/l			WG694318	11/25/13 16:57
Ethylbenzene	< .001	mg/l			WG694318	11/25/13 16:57
Hexachloro-1,3-butadiene	< .001	mg/l			WG694318	11/25/13 16:57
Isopropylbenzene	< .001	mg/l			WG694318	11/25/13 16:57
Methyl tert-butyl ether	< .001	mg/l			WG694318	11/25/13 16:57
Methylene Chloride	< .005	mg/l			WG694318	11/25/13 16:57
n-Butylbenzene	< .001	mg/l			WG694318	11/25/13 16:57
n-Propylbenzene	< .001	mg/l			WG694318	11/25/13 16:57
Naphthalene	< .005	mg/l			WG694318	11/25/13 16:57
p-Isopropyltoluene	< .001	mg/l			WG694318	11/25/13 16:57
sec-Butylbenzene	< .001	mg/l			WG694318	11/25/13 16:57
Styrene	< .001	mg/l			WG694318	11/25/13 16:57
tert-Butylbenzene	< .001	mg/l			WG694318	11/25/13 16:57
Tetrachloroethene	< .001	mg/l			WG694318	11/25/13 16:57

* Performance of this Analyte is outside of established criteria.

For additional information, please see Attachment A 'List of Analytes with QC Qualifiers.'



YOUR LAB OF CHOICE

Jeld-Wen
Chris Kramer (SLR)
1800 Blankenship Road, Suite 440

West Linn, OR 97068

Quality Assurance Report
Level II

L669761

12065 Lebanon Rd.
Mt. Juliet, TN 37122
(615) 758-5858
1-800-767-5859
Fax (615) 758-5859

Tax I.D. 62-0814289

Est. 1970

November 27, 2013

Analyte	Result	Laboratory Blank		Limit	Batch	Date Analyzed
		Units	% Rec			
Toluene	< .005	mg/l			WG694318	11/25/13 16:57
trans-1,2-Dichloroethene	< .001	mg/l			WG694318	11/25/13 16:57
trans-1,3-Dichloropropene	< .001	mg/l			WG694318	11/25/13 16:57
Trichloroethene	< .001	mg/l			WG694318	11/25/13 16:57
Trichlorofluoromethane	< .005	mg/l			WG694318	11/25/13 16:57
Vinyl chloride	< .001	mg/l			WG694318	11/25/13 16:57
Xylenes, Total	< .003	mg/l			WG694318	11/25/13 16:57
4-Bromofluorobenzene		% Rec.	103.0	71-126	WG694318	11/25/13 16:57
Dibromofluoromethane		% Rec.	103.0	78.3-121	WG694318	11/25/13 16:57
Toluene-d8		% Rec.	104.0	88.5-111	WG694318	11/25/13 16:57
Total Solids	< .1	%			WG694272	11/26/13 10:53
1,1,1,2-Tetrachloroethane	< .001	mg/l			WG693787	11/26/13 22:34
1,1,1-Trichloroethane	< .001	mg/l			WG693787	11/26/13 22:34
1,1,2,2-Tetrachloroethane	< .001	mg/l			WG693787	11/26/13 22:34
1,1,2-Trichloroethane	< .001	mg/l			WG693787	11/26/13 22:34
1,1,2-Trichlorotrifluoroethane	< .001	mg/l			WG693787	11/26/13 22:34
1,1-Dichloroethane	< .001	mg/l			WG693787	11/26/13 22:34
1,1-Dichloroethene	< .001	mg/l			WG693787	11/26/13 22:34
1,1-Dichloropropene	< .001	mg/l			WG693787	11/26/13 22:34
1,2,3-Trichlorobenzene	< .001	mg/l			WG693787	11/26/13 22:34
1,2,3-Trichloropropane	< .001	mg/l			WG693787	11/26/13 22:34
1,2,3-Trimethylbenzene	< .001	mg/l			WG693787	11/26/13 22:34
1,2,4-Trichlorobenzene	< .001	mg/l			WG693787	11/26/13 22:34
1,2,4-Trimethylbenzene	< .001	mg/l			WG693787	11/26/13 22:34
1,2-Dibromo-3-Chloropropane	< .005	mg/l			WG693787	11/26/13 22:34
1,2-Dibromoethane	< .001	mg/l			WG693787	11/26/13 22:34
1,2-Dichlorobenzene	< .001	mg/l			WG693787	11/26/13 22:34
1,2-Dichloroethane	< .001	mg/l			WG693787	11/26/13 22:34
1,2-Dichloropropane	< .001	mg/l			WG693787	11/26/13 22:34
1,3,5-Trimethylbenzene	< .001	mg/l			WG693787	11/26/13 22:34
1,3-Dichlorobenzene	< .001	mg/l			WG693787	11/26/13 22:34
1,3-Dichloropropane	< .001	mg/l			WG693787	11/26/13 22:34
1,4-Dichlorobenzene	< .001	mg/l			WG693787	11/26/13 22:34
2,2-Dichloropropane	< .001	mg/l			WG693787	11/26/13 22:34
2-Butanone (MEK)	< .01	mg/l			WG693787	11/26/13 22:34
2-Chloroethyl vinyl ether	< .05	mg/l			WG693787	11/26/13 22:34
2-Chlorotoluene	< .001	mg/l			WG693787	11/26/13 22:34
4-Chlorotoluene	< .001	mg/l			WG693787	11/26/13 22:34
4-Methyl-2-pentanone (MIBK)	< .01	mg/l			WG693787	11/26/13 22:34
Acetone	< .05	mg/l			WG693787	11/26/13 22:34
Acrolein	< .025	mg/l			WG693787	11/26/13 22:34
Acrylonitrile	< .01	mg/l			WG693787	11/26/13 22:34
Benzene	< .001	mg/l			WG693787	11/26/13 22:34
Bromobenzene	< .001	mg/l			WG693787	11/26/13 22:34
Bromodichloromethane	< .001	mg/l			WG693787	11/26/13 22:34
Bromoform	< .001	mg/l			WG693787	11/26/13 22:34
Bromomethane	< .005	mg/l			WG693787	11/26/13 22:34
Carbon tetrachloride	< .001	mg/l			WG693787	11/26/13 22:34
Chlorobenzene	< .001	mg/l			WG693787	11/26/13 22:34
Chlorodibromomethane	< .001	mg/l			WG693787	11/26/13 22:34
Chloroethane	< .005	mg/l			WG693787	11/26/13 22:34
Chloroform	< .005	mg/l			WG693787	11/26/13 22:34
Chloromethane	< .0025	mg/l			WG693787	11/26/13 22:34
cis-1,2-Dichloroethene	< .001	mg/l			WG693787	11/26/13 22:34
cis-1,3-Dichloropropene	< .001	mg/l			WG693787	11/26/13 22:34

* Performance of this Analyte is outside of established criteria.

For additional information, please see Attachment A 'List of Analytes with QC Qualifiers.'



YOUR LAB OF CHOICE

Jeld-Wen
Chris Kramer (SLR)
1800 Blankenship Road, Suite 440

West Linn, OR 97068

Quality Assurance Report
Level II

L669761

12065 Lebanon Rd.
Mt. Juliet, TN 37122
(615) 758-5858
1-800-767-5859
Fax (615) 758-5859

Tax I.D. 62-0814289

Est. 1970

November 27, 2013

Analyte	Result	Laboratory Blank		Limit	Batch	Date Analyzed
		Units	% Rec			
Di-isopropyl ether	< .001	mg/l			WG693787	11/26/13 22:34
Dibromomethane	< .001	mg/l			WG693787	11/26/13 22:34
Dichlorodifluoromethane	< .005	mg/l			WG693787	11/26/13 22:34
Ethylbenzene	< .001	mg/l			WG693787	11/26/13 22:34
Hexachloro-1,3-butadiene	< .001	mg/l			WG693787	11/26/13 22:34
Isopropylbenzene	< .001	mg/l			WG693787	11/26/13 22:34
Methyl tert-butyl ether	< .001	mg/l			WG693787	11/26/13 22:34
Methylene Chloride	< .005	mg/l			WG693787	11/26/13 22:34
n-Butylbenzene	< .001	mg/l			WG693787	11/26/13 22:34
n-Propylbenzene	< .001	mg/l			WG693787	11/26/13 22:34
Naphthalene	< .005	mg/l			WG693787	11/26/13 22:34
p-Isopropyltoluene	< .001	mg/l			WG693787	11/26/13 22:34
sec-Butylbenzene	< .001	mg/l			WG693787	11/26/13 22:34
Styrene	< .001	mg/l			WG693787	11/26/13 22:34
tert-Butylbenzene	< .001	mg/l			WG693787	11/26/13 22:34
Tetrachloroethene	< .001	mg/l			WG693787	11/26/13 22:34
Toluene	< .005	mg/l			WG693787	11/26/13 22:34
trans-1,2-Dichloroethene	< .001	mg/l			WG693787	11/26/13 22:34
trans-1,3-Dichloropropene	< .001	mg/l			WG693787	11/26/13 22:34
Trichloroethene	< .001	mg/l			WG693787	11/26/13 22:34
Trichlorofluoromethane	< .005	mg/l			WG693787	11/26/13 22:34
Vinyl chloride	< .001	mg/l			WG693787	11/26/13 22:34
Xylenes, Total	< .003	mg/l			WG693787	11/26/13 22:34
4-Bromofluorobenzene		% Rec.	99.20	71-126	WG693787	11/26/13 22:34
Dibromofluoromethane		% Rec.	102.0	78.3-121	WG693787	11/26/13 22:34
Toluene-d8		% Rec.	103.0	88.5-111	WG693787	11/26/13 22:34

Analyte	Units	Result	Duplicate		Limit	Ref Samp	Batch
			Duplicate	RPD			
Total Solids	%	90.4	88.8	1.74	5	L669761-20	WG694272

Analyte	Units	Laboratory Control Sample		% Rec	Limit	Batch
		Known Val	Result			
PCB 1016	mg/kg	.167	0.148	88.6	63.2-118	WG693592
PCB 1260	mg/kg	.167	0.153	91.9	64.6-123	WG693592
Decachlorobiphenyl				96.90	10-145	WG693592
Tetrachloro-m-xylene				101.0	21.1-148	WG693592
1,2,4-Trichlorobenzene	mg/l	.025	0.0171	68.4	22.9-96.1	WG693420
2,4,6-Trichlorophenol	mg/l	.025	0.0161	64.3	29.8-107	WG693420
2,4-Dichlorophenol	mg/l	.025	0.0173	69.2	31.4-103	WG693420
2,4-Dimethylphenol	mg/l	.025	0.0216	86.5	31.9-107	WG693420
2,4-Dinitrophenol	mg/l	.025	0.00701	28.0	24.2-128	WG693420
2,4-Dinitrotoluene	mg/l	.025	0.0260	104.	31.2-105	WG693420
2,6-Dinitrotoluene	mg/l	.025	0.0253	101.	30.6-106	WG693420
2-Chloronaphthalene	mg/l	.025	0.0221	88.4	33.6-105	WG693420
2-Chlorophenol	mg/l	.025	0.0153	61.3	26.2-91.5	WG693420
2-Nitrophenol	mg/l	.025	0.0171	68.4	25.9-106	WG693420
3,3-Dichlorobenzidine	mg/l	.025	0.0269	108.	27.2-142	WG693420
4,6-Dinitro-2-methylphenol	mg/l	.025	0.0140	56.0	18.4-148	WG693420
4-Bromophenyl-phenylether	mg/l	.025	0.0240	96.1	40.7-116	WG693420
4-Chloro-3-methylphenol	mg/l	.025	0.0205	82.1	35.7-100	WG693420
4-Chlorophenyl-phenylether	mg/l	.025	0.0231	92.5	39-113	WG693420
4-Nitrophenol	mg/l	.025	0.00497	19.9	10-52.7	WG693420
Acenaphthene	mg/l	.025	0.0227	90.9	38.7-109	WG693420
Acenaphthylene	mg/l	.025	0.0227	90.7	36-106	WG693420

* Performance of this Analyte is outside of established criteria.
For additional information, please see Attachment A 'List of Analytes with QC Qualifiers.'



YOUR LAB OF CHOICE

Jeld-Wen
Chris Kramer (SLR)
1800 Blankenship Road, Suite 440

West Linn, OR 97068

Quality Assurance Report
Level II

L669761

12065 Lebanon Rd.
Mt. Juliet, TN 37122
(615) 758-5858
1-800-767-5859
Fax (615) 758-5859

Tax I.D. 62-0814289

Est. 1970

November 27, 2013

Analyte	Units	Laboratory Control Sample		% Rec	Limit	Batch
		Known Val	Result			
Anthracene	mg/l	.025	0.0242	96.8	43.6-113	WG693420
Benzidine	mg/l	.025	0.0220	88.2	10-165.2	WG693420
Benzo(a)anthracene	mg/l	.025	0.0246	98.4	51.2-112	WG693420
Benzo(a)pyrene	mg/l	.025	0.0230	92.2	45.6-106	WG693420
Benzo(b)fluoranthene	mg/l	.025	0.0243	97.0	47.6-111	WG693420
Benzo(g,h,i)perylene	mg/l	.025	0.0265	106.	45.2-117	WG693420
Benzo(k)fluoranthene	mg/l	.025	0.0265	106.	49.4-114	WG693420
Benzylbutyl phthalate	mg/l	.025	0.0246	98.3	31.8-123	WG693420
Bis(2-chlorethoxy)methane	mg/l	.025	0.0220	88.2	37.2-111	WG693420
Bis(2-chloroethyl)ether	mg/l	.025	0.0202	80.9	22.6-108	WG693420
Bis(2-chloroisopropyl)ether	mg/l	.025	0.0207	82.9	32.9-100	WG693420
Bis(2-ethylhexyl)phthalate	mg/l	.025	0.0231	92.5	36.9-134	WG693420
Chrysene	mg/l	.025	0.0249	99.5	54.6-120	WG693420
Di-n-butyl phthalate	mg/l	.025	0.0251	100.	41.8-120	WG693420
Di-n-octyl phthalate	mg/l	.025	0.0230	91.9	39.7-112	WG693420
Dibenz(a,h)anthracene	mg/l	.025	0.0265	106.	42.8-118	WG693420
Diethyl phthalate	mg/l	.025	0.0261	104.	36.5-129	WG693420
Dimethyl phthalate	mg/l	.025	0.0252	101.	35.3-128	WG693420
Fluoranthene	mg/l	.025	0.0251	100.	45.9-115	WG693420
Fluorene	mg/l	.025	0.0236	94.5	41-112	WG693420
Hexachloro-1,3-butadiene	mg/l	.025	0.0170	68.2	16.1-104	WG693420
Hexachlorobenzene	mg/l	.025	0.0255	102.	38.5-116	WG693420
Hexachlorocyclopentadiene	mg/l	.025	0.0128	51.1	10-121	WG693420
Hexachloroethane	mg/l	.025	0.0150	59.9	16.5-89.8	WG693420
Indeno(1,2,3-cd)pyrene	mg/l	.025	0.0265	106.	45-116	WG693420
Isophorone	mg/l	.025	0.0271	108.	35.4-112	WG693420
n-Nitrosodi-n-propylamine	mg/l	.025	0.0231	92.5	33.2-106	WG693420
n-Nitrosodimethylamine	mg/l	.025	0.0136	54.4	10-80.1	WG693420
n-Nitrosodiphenylamine	mg/l	.025	0.0241	96.6	44.4-113	WG693420
Naphthalene	mg/l	.025	0.0191	76.6	32.2-101	WG693420
Nitrobenzene	mg/l	.025	0.0226	90.4	31.4-106	WG693420
Pentachlorophenol	mg/l	.025	0.00992	39.7	10-97.4	WG693420
Phenanthrene	mg/l	.025	0.0238	95.1	46.4-113	WG693420
Phenol	mg/l	.025	0.00824	32.9	10-57.9	WG693420
Pyrene	mg/l	.025	0.0248	99.1	46.3-117	WG693420
2,4,6-Tribromophenol				63.60	11.2-130	WG693420
2-Fluorobiphenyl				88.60	29.5-131	WG693420
2-Fluorophenol				38.10	10-77.9	WG693420
Nitrobenzene-d5				91.10	21.8-123	WG693420
Phenol-d5				29.20	5-70.1	WG693420
p-Terphenyl-d14				92.60	29.3-137	WG693420
1-Methylnaphthalene	mg/kg	.08	0.0828	103.	62.5-121	WG693584
2-Chloronaphthalene	mg/kg	.08	0.0750	93.7	62.1-120	WG693584
2-Methylnaphthalene	mg/kg	.08	0.0826	103.	62.5-121	WG693584
Acenaphthene	mg/kg	.08	0.0752	94.0	62.4-121	WG693584
Acenaphthylene	mg/kg	.08	0.0764	95.5	62.9-123	WG693584
Anthracene	mg/kg	.08	0.0715	89.3	64.9-129	WG693584
Benzo(a)anthracene	mg/kg	.08	0.0835	104.	61.8-125	WG693584
Benzo(a)pyrene	mg/kg	.08	0.0740	92.4	63.4-119	WG693584
Benzo(b)fluoranthene	mg/kg	.08	0.0801	100.	62.7-119	WG693584
Benzo(g,h,i)perylene	mg/kg	.08	0.0842	105.	68.2-129	WG693584
Benzo(k)fluoranthene	mg/kg	.08	0.0854	107.	64.5-128	WG693584
Chrysene	mg/kg	.08	0.0858	107.	64.4-128	WG693584
Dibenz(a,h)anthracene	mg/kg	.08	0.0835	104.	65.3-128	WG693584
Fluoranthene	mg/kg	.08	0.0851	106.	61.8-129	WG693584
Fluorene	mg/kg	.08	0.0796	99.4	60.8-121	WG693584
Indeno(1,2,3-cd)pyrene	mg/kg	.08	0.0840	105.	67.6-129	WG693584

* Performance of this Analyte is outside of established criteria.

For additional information, please see Attachment A 'List of Analytes with QC Qualifiers.'



YOUR LAB OF CHOICE

Jeld-Wen
 Chris Kramer (SLR)
 1800 Blankenship Road, Suite 440
 West Linn, OR 97068

Quality Assurance Report
 Level II
 L669761

12065 Lebanon Rd.
 Mt. Juliet, TN 37122
 (615) 758-5858
 1-800-767-5859
 Fax (615) 758-5859

Tax I.D. 62-0814289

Est. 1970

November 27, 2013

Analyte	Units	Laboratory Control Sample		% Rec	Limit	Batch
		Known Val	Result			
Naphthalene	mg/kg	.08	0.0757	94.6	59.5-116	WG693584
Phenanthrene	mg/kg	.08	0.0783	97.8	59.4-121	WG693584
Pyrene	mg/kg	.08	0.0776	97.0	61.2-130	WG693584
2-Fluorobiphenyl				104.0	51.1-131	WG693584
Nitrobenzene-d5				101.0	40.9-147	WG693584
p-Terphenyl-d14				102.0	45.3-138	WG693584
1-Methylnaphthalene	mg/l	.002	0.00242	121.	71.2-137	WG693582
2-Chloronaphthalene	mg/l	.002	0.00208	104.	81.1-129	WG693582
2-Methylnaphthalene	mg/l	.002	0.00243	121.	69.8-134	WG693582
Acenaphthene	mg/l	.002	0.00219	110.	80.8-128	WG693582
Acenaphthylene	mg/l	.002	0.00207	103.	77.2-132	WG693582
Anthracene	mg/l	.002	0.00235	117.	78.4-136	WG693582
Benzo(a)anthracene	mg/l	.002	0.00215	108.	69.2-141	WG693582
Benzo(a)pyrene	mg/l	.002	0.00220	110.	71.1-135	WG693582
Benzo(b)fluoranthene	mg/l	.002	0.00220	110.	69.5-140	WG693582
Benzo(g,h,i)perylene	mg/l	.002	0.00222	111.	64.6-138	WG693582
Benzo(k)fluoranthene	mg/l	.002	0.00207	103.	69.3-144	WG693582
Chrysene	mg/l	.002	0.00222	111.	75.6-138	WG693582
Dibenz(a,h)anthracene	mg/l	.002	0.00207	104.	64.1-139	WG693582
Fluoranthene	mg/l	.002	0.00213	107.	78.6-135	WG693582
Fluorene	mg/l	.002	0.00205	103.	78.3-131	WG693582
Indeno(1,2,3-cd)pyrene	mg/l	.002	0.00218	109.	64.8-140	WG693582
Naphthalene	mg/l	.002	0.00233	116.	80.2-126	WG693582
Phenanthrene	mg/l	.002	0.00205	103.	79.6-130	WG693582
Pyrene	mg/l	.002	0.00214	107.	76.6-134	WG693582
2-Fluorobiphenyl				104.0	64.4-143	WG693582
Nitrobenzene-d5				133.0	61.3-162	WG693582
p-Terphenyl-d14				110.0	55.3-145	WG693582
1,1,1,2-Tetrachloroethane	mg/l	.025	0.0251	100.	74.2-124	WG693510
1,1,1-Trichloroethane	mg/l	.025	0.0246	98.4	73.2-123	WG693510
1,1,2,2-Tetrachloroethane	mg/l	.025	0.0239	95.7	70.7-122	WG693510
1,1,2-Trichloroethane	mg/l	.025	0.0246	98.4	77.7-118	WG693510
1,1,2-Trichlorotrifluoroethane	mg/l	.025	0.0298	119.	67.2-143	WG693510
1,1-Dichloroethane	mg/l	.025	0.0250	100.	70.7-126	WG693510
1,1-Dichloroethene	mg/l	.025	0.0292	117.	67.8-129	WG693510
1,1-Dichloropropene	mg/l	.025	0.0247	98.8	73.1-125	WG693510
1,2,3-Trichlorobenzene	mg/l	.025	0.0257	103.	64.9-135	WG693510
1,2,3-Trichloropropane	mg/l	.025	0.0242	97.0	71.8-121	WG693510
1,2,3-Trimethylbenzene	mg/l	.025	0.0241	96.4	72.3-116	WG693510
1,2,4-Trichlorobenzene	mg/l	.025	0.0275	110.	69.7-136	WG693510
1,2,4-Trimethylbenzene	mg/l	.025	0.0245	97.9	75-123	WG693510
1,2-Dibromo-3-Chloropropane	mg/l	.025	0.0254	102.	65.4-128	WG693510
1,2-Dibromoethane	mg/l	.025	0.0245	97.8	76.6-121	WG693510
1,2-Dichlorobenzene	mg/l	.025	0.0267	107.	78.4-117	WG693510
1,2-Dichloroethane	mg/l	.025	0.0240	95.9	68.8-124	WG693510
1,2-Dichloropropane	mg/l	.025	0.0236	94.5	76.5-119	WG693510
1,3,5-Trimethylbenzene	mg/l	.025	0.0254	102.	75.6-124	WG693510
1,3-Dichlorobenzene	mg/l	.025	0.0241	96.4	70.8-128	WG693510
1,3-Dichloropropane	mg/l	.025	0.0237	94.9	77.4-117	WG693510
1,4-Dichlorobenzene	mg/l	.025	0.0269	108.	78.8-115	WG693510
2,2-Dichloropropane	mg/l	.025	0.0253	101.	62.4-133	WG693510
2-Butanone (MEK)	mg/l	.125	0.130	104.	55-149	WG693510
2-Chloroethyl vinyl ether	mg/l	.125	0.0512	41.0*	43.8-150	WG693510
2-Chlorotoluene	mg/l	.025	0.0224	89.6	74.7-122	WG693510
4-Chlorotoluene	mg/l	.025	0.0242	96.7	77.5-120	WG693510

* Performance of this Analyte is outside of established criteria.

For additional information, please see Attachment A 'List of Analytes with QC Qualifiers.'



YOUR LAB OF CHOICE

Jeld-Wen
Chris Kramer (SLR)
1800 Blankenship Road, Suite 440

West Linn, OR 97068

Quality Assurance Report
Level II

L669761

12065 Lebanon Rd.
Mt. Juliet, TN 37122
(615) 758-5858
1-800-767-5859
Fax (615) 758-5859

Tax I.D. 62-0814289

Est. 1970

November 27, 2013

Analyte	Units	Laboratory Control Sample		% Rec	Limit	Batch
		Known Val	Result			
4-Methyl-2-pentanone (MIBK)	mg/l	.125	0.125	99.8	70.5-133	WG693510
Acetone	mg/l	.125	0.151	121.	35.6-163	WG693510
Acrolein	mg/l	.125	0.122	98.0	10-190	WG693510
Acrylonitrile	mg/l	.125	0.125	99.8	55.2-130	WG693510
Benzene	mg/l	.025	0.0244	97.5	74.8-121	WG693510
Bromobenzene	mg/l	.025	0.0238	95.4	77.5-116	WG693510
Bromodichloromethane	mg/l	.025	0.0233	93.3	75.1-116	WG693510
Bromoform	mg/l	.025	0.0254	101.	67.5-130	WG693510
Bromomethane	mg/l	.025	0.0292	117.	49.9-162	WG693510
Carbon tetrachloride	mg/l	.025	0.0252	101.	70.2-123	WG693510
Chlorobenzene	mg/l	.025	0.0249	99.7	78.1-119	WG693510
Chlorodibromomethane	mg/l	.025	0.0246	98.4	74-121	WG693510
Chloroethane	mg/l	.025	0.0288	115.	61.7-135	WG693510
Chloroform	mg/l	.025	0.0249	99.4	76-121	WG693510
Chloromethane	mg/l	.025	0.0234	93.5	61.5-129	WG693510
cis-1,2-Dichloroethene	mg/l	.025	0.0241	96.4	76-119	WG693510
cis-1,3-Dichloropropene	mg/l	.025	0.0243	97.1	78.2-120	WG693510
Di-isopropyl ether	mg/l	.025	0.0241	96.4	65.6-132	WG693510
Dibromomethane	mg/l	.025	0.0245	97.9	79.5-118	WG693510
Dichlorodifluoromethane	mg/l	.025	0.0246	98.4	54.8-135	WG693510
Ethylbenzene	mg/l	.025	0.0251	100.	78.8-122	WG693510
Hexachloro-1,3-butadiene	mg/l	.025	0.0244	97.7	64.7-129	WG693510
Isopropylbenzene	mg/l	.025	0.0273	109.	78.6-132	WG693510
Methyl tert-butyl ether	mg/l	.025	0.0229	91.7	71.2-126	WG693510
Methylene Chloride	mg/l	.025	0.0241	96.4	70.3-120	WG693510
n-Butylbenzene	mg/l	.025	0.0286	114.	76.2-126	WG693510
n-Propylbenzene	mg/l	.025	0.0255	102.	78.2-122	WG693510
Naphthalene	mg/l	.025	0.0253	101.	68.4-128	WG693510
p-Isopropyltoluene	mg/l	.025	0.0261	105.	74-131	WG693510
sec-Butylbenzene	mg/l	.025	0.0253	101.	74.4-127	WG693510
Styrene	mg/l	.025	0.0260	104.	80.4-126	WG693510
tert-Butylbenzene	mg/l	.025	0.0252	101.	75.3-126	WG693510
Tetrachloroethene	mg/l	.025	0.0249	99.8	72.6-126	WG693510
Toluene	mg/l	.025	0.0239	95.7	79.7-116	WG693510
trans-1,2-Dichloroethene	mg/l	.025	0.0244	97.5	72.6-121	WG693510
trans-1,3-Dichloropropene	mg/l	.025	0.0246	98.4	74.3-123	WG693510
Trichloroethene	mg/l	.025	0.0242	96.8	77.7-118	WG693510
Trichlorofluoromethane	mg/l	.025	0.0283	113.	63.5-135	WG693510
Vinyl chloride	mg/l	.025	0.0261	105.	65.9-128	WG693510
Xylenes, Total	mg/l	.075	0.0748	99.7	78.7-121	WG693510
4-Bromofluorobenzene				88.70	71-126	WG693510
Dibromofluoromethane				105.0	78.3-121	WG693510
Toluene-d8				101.0	88.5-111	WG693510
1,2,4,5-Tetrachlorobenzene	mg/kg	.333	0.232	69.8	47.6-107	WG693590
2,4,5-Trichlorophenol	mg/kg	.333	0.211	63.3	43.3-110	WG693590
2,4,6-Trichlorophenol	mg/kg	.333	0.200	60.2	44.4-108	WG693590
2,4-Dichlorophenol	mg/kg	.333	0.220	66.0	46.2-109	WG693590
2,4-Dimethylphenol	mg/kg	.333	0.204	61.3	42.2-110	WG693590
2,4-Dinitrophenol	mg/kg	.333	0.120	36.2	10-105	WG693590
2,4-Dinitrotoluene	mg/kg	.333	0.220	66.0	53-112	WG693590
2,6-Dinitrotoluene	mg/kg	.333	0.214	64.3	51.6-110	WG693590
2-Chloronaphthalene	mg/kg	.333	0.216	64.9	47.1-105	WG693590
2-Chlorophenol	mg/kg	.333	0.193	58.0	40.8-103	WG693590
2-Methylnaphthalene	mg/kg	.333	0.220	65.9	48-101	WG693590
2-Methylphenol	mg/kg	.333	0.185	55.5	42.4-100	WG693590
2-Nitroaniline	mg/kg	.333	0.217	65.1	53.8-107	WG693590
2-Nitrophenol	mg/kg	.333	0.221	66.5	44.2-113	WG693590

* Performance of this Analyte is outside of established criteria.

For additional information, please see Attachment A 'List of Analytes with QC Qualifiers.'



YOUR LAB OF CHOICE

Jeld-Wen
Chris Kramer (SLR)
1800 Blankenship Road, Suite 440

West Linn, OR 97068

Quality Assurance Report
Level II

L669761

12065 Lebanon Rd.
Mt. Juliet, TN 37122
(615) 758-5858
1-800-767-5859
Fax (615) 758-5859

Tax I.D. 62-0814289

Est. 1970

November 27, 2013

Analyte	Units	Laboratory Control Sample		% Rec	Limit	Batch
		Known Val	Result			
3&4-Methyl Phenol	mg/kg	.333	0.207	62.3	50.5-115	WG693590
3,3-Dichlorobenzidine	mg/kg	.333	0.195	58.7	21-101	WG693590
3-Nitroaniline	mg/kg	.333	0.188	56.4	34.7-103	WG693590
4,6-Dinitro-2-methylphenol	mg/kg	.333	0.196	58.8	23.1-119	WG693590
4-Bromophenyl-phenylether	mg/kg	.333	0.217	65.0	51.4-110	WG693590
4-Chloro-3-methylphenol	mg/kg	.333	0.227	68.1	51.1-113	WG693590
4-Chloroaniline	mg/kg	.333	0.195	58.5	24.5-101	WG693590
4-Chlorophenyl-phenylether	mg/kg	.333	0.221	66.3	48.1-108	WG693590
4-Nitroaniline	mg/kg	.333	0.213	64.1	38.6-133	WG693590
4-Nitrophenol	mg/kg	.333	0.192	57.8	34.8-109	WG693590
Acenaphthene	mg/kg	.333	0.216	64.9	48.9-107	WG693590
Acenaphthylene	mg/kg	.333	0.215	64.5	49.2-111	WG693590
Acetophenone	mg/kg	.333	0.199	59.8	47.1-99	WG693590
Anthracene	mg/kg	.333	0.212	63.6	52-112	WG693590
Atrazine	mg/kg	.333	0.258	77.6	45-131	WG693590
Benzaldehyde	mg/kg	.333	0.0691	20.8	10-141	WG693590
Benzidine	mg/kg	.333	0.0148	4.46	0-48	WG693590
Benzo(a)anthracene	mg/kg	.333	0.209	62.8	52.3-106	WG693590
Benzo(a)pyrene	mg/kg	.333	0.204	61.1	51.9-106	WG693590
Benzo(b)fluoranthene	mg/kg	.333	0.207	62.0	51.3-106	WG693590
Benzo(g,h,i)perylene	mg/kg	.333	0.207	62.2	45.8-108	WG693590
Benzo(k)fluoranthene	mg/kg	.333	0.211	63.5	52.9-107	WG693590
Benzylbutyl phthalate	mg/kg	.333	0.205	61.5	47.5-115	WG693590
Biphenyl	mg/kg	.333	0.221	66.5	45.6-103	WG693590
Bis(2-chloroethoxy)methane	mg/kg	.333	0.189	56.6	44.9-108	WG693590
Bis(2-chloroethyl)ether	mg/kg	.333	0.189	56.7	32.5-112	WG693590
Bis(2-chloroisopropyl)ether	mg/kg	.333	0.200	60.1	40.4-99	WG693590
Bis(2-ethylhexyl)phthalate	mg/kg	.333	0.209	62.6	48.1-116	WG693590
Caprolactam	mg/kg	.333	0.229	68.9	42.2-107	WG693590
Carbazole	mg/kg	.333	0.212	63.6	52.4-102	WG693590
Chrysene	mg/kg	.333	0.219	65.7	54.4-110	WG693590
Di-n-butyl phthalate	mg/kg	.333	0.205	61.5	49.7-113	WG693590
Di-n-octyl phthalate	mg/kg	.333	0.201	60.3	49.6-112	WG693590
Dibenz(a,h)anthracene	mg/kg	.333	0.201	60.5	45.7-111	WG693590
Dibenzofuran	mg/kg	.333	0.219	65.9	48.6-104	WG693590
Diethyl phthalate	mg/kg	.333	0.224	67.1	52-112	WG693590
Dimethyl phthalate	mg/kg	.333	0.227	68.1	51.4-108	WG693590
Fluoranthene	mg/kg	.333	0.212	63.6	53.7-110	WG693590
Fluorene	mg/kg	.333	0.212	63.8	51.1-109	WG693590
Hexachloro-1,3-butadiene	mg/kg	.333	0.226	68.0	41.5-112	WG693590
Hexachlorobenzene	mg/kg	.333	0.220	66.1	43.2-104	WG693590
Hexachlorocyclopentadiene	mg/kg	.333	0.168	50.4	13.5-123	WG693590
Hexachloroethane	mg/kg	.333	0.197	59.2	36.2-103	WG693590
Indeno(1,2,3-cd)pyrene	mg/kg	.333	0.206	61.8	47.5-109	WG693590
Isophorone	mg/kg	.333	0.220	66.2	28.8-104	WG693590
n-Nitrosodi-n-propylamine	mg/kg	.333	0.197	59.3	43.3-109	WG693590
n-Nitrosodiphenylamine	mg/kg	.333	0.201	60.5	48.8-107	WG693590
Naphthalene	mg/kg	.333	0.199	59.8	43.4-103	WG693590
Nitrobenzene	mg/kg	.333	0.206	62.0	40.7-109	WG693590
Pentachlorophenol	mg/kg	.333	0.192	57.5	16.2-102	WG693590
Phenanthrene	mg/kg	.333	0.213	64.0	51.6-107	WG693590
Phenol	mg/kg	.333	0.202	60.7	41.5-106	WG693590
Pyrene	mg/kg	.333	0.216	64.8	47.1-108	WG693590
2,4,6-Tribromophenol				71.50	21.6-142	WG693590
2-Fluorobiphenyl				70.50	34.9-129	WG693590
2-Fluorophenol				62.40	21.1-116	WG693590
Nitrobenzene-d5				64.80	21.9-129	WG693590
Phenol-d5				62.00	26.3-121	WG693590
p-Terphenyl-d14				68.10	21.5-128	WG693590

* Performance of this Analyte is outside of established criteria.

For additional information, please see Attachment A 'List of Analytes with QC Qualifiers.'



YOUR LAB OF CHOICE

Jeld-Wen
Chris Kramer (SLR)
1800 Blankenship Road, Suite 440

West Linn, OR 97068

Quality Assurance Report
Level II

L669761

12065 Lebanon Rd.
Mt. Juliet, TN 37122
(615) 758-5858
1-800-767-5859
Fax (615) 758-5859

Tax I.D. 62-0814289

Est. 1970

November 27, 2013

Analyte	Units	Laboratory Control Sample		% Rec	Limit	Batch
		Known Val	Result			
1,1,1-Trichloroethane	mg/kg	.025	0.0246	98.6	73.7-124	WG693528
1,1,2-Tetrachloroethane	mg/kg	.025	0.0235	94.0	69.4-122	WG693528
1,1,2-Trichloroethane	mg/kg	.025	0.0233	93.1	79.1-118	WG693528
1,1,2-Trichlorotrifluoroethane	mg/kg	.025	0.0267	107.	70-146	WG693528
1,1-Dichloroethane	mg/kg	.025	0.0233	93.2	75-124	WG693528
1,1-Dichloroethene	mg/kg	.025	0.0265	106.	70.4-129	WG693528
1,2,3-Trichlorobenzene	mg/kg	.025	0.0252	101.	69.3-131	WG693528
1,2,4-Trichlorobenzene	mg/kg	.025	0.0267	107.	71.9-137	WG693528
1,2-Dibromo-3-Chloropropane	mg/kg	.025	0.0234	93.7	62.8-133	WG693528
1,2-Dibromoethane	mg/kg	.025	0.0226	90.5	78.6-120	WG693528
1,2-Dichlorobenzene	mg/kg	.025	0.0245	98.1	78.3-118	WG693528
1,2-Dichloroethane	mg/kg	.025	0.0232	92.7	70.1-124	WG693528
1,2-Dichloropropane	mg/kg	.025	0.0237	94.9	77.9-119	WG693528
1,3-Dichlorobenzene	mg/kg	.025	0.0261	105.	72-126	WG693528
1,4-Dichlorobenzene	mg/kg	.025	0.0239	95.6	78.3-117	WG693528
2-Butanone (MEK)	mg/kg	.125	0.124	99.0	53.7-153	WG693528
2-Hexanone	mg/kg	.125	0.121	96.5	66.7-148	WG693528
4-Methyl-2-pentanone (MIBK)	mg/kg	.125	0.123	98.2	70.4-137	WG693528
Acetone	mg/kg	.125	0.123	98.1	35.1-175	WG693528
Benzene	mg/kg	.025	0.0230	91.8	77.1-121	WG693528
Bromochloromethane	mg/kg	.025	0.0244	97.8	78.4-119	WG693528
Bromodichloromethane	mg/kg	.025	0.0226	90.6	74.9-115	WG693528
Bromoform	mg/kg	.025	0.0264	106.	65.9-132	WG693528
Bromomethane	mg/kg	.025	0.0253	101.	48.7-165	WG693528
Carbon disulfide	mg/kg	.025	0.0258	103.	66.9-145	WG693528
Carbon tetrachloride	mg/kg	.025	0.0244	97.8	70-124	WG693528
Chlorobenzene	mg/kg	.025	0.0235	93.9	79.1-119	WG693528
Chlorodibromomethane	mg/kg	.025	0.0227	90.9	73.5-121	WG693528
Chloroethane	mg/kg	.025	0.0265	106.	66.2-132	WG693528
Chloroform	mg/kg	.025	0.0237	94.7	76.7-122	WG693528
Chloromethane	mg/kg	.025	0.0224	89.5	63.4-131	WG693528
cis-1,2-Dichloroethene	mg/kg	.025	0.0225	90.1	78.2-119	WG693528
cis-1,3-Dichloropropene	mg/kg	.025	0.0233	93.4	79.6-120	WG693528
Dichlorodifluoromethane	mg/kg	.025	0.0253	101.	57.1-137	WG693528
Ethylbenzene	mg/kg	.025	0.0249	99.6	79.7-122	WG693528
Isopropylbenzene	mg/kg	.025	0.0280	112.	80-135	WG693528
Methyl tert-butyl ether	mg/kg	.025	0.0245	97.9	73-129	WG693528
Methylene Chloride	mg/kg	.025	0.0243	97.0	72.6-120	WG693528
Styrene	mg/kg	.025	0.0244	97.8	82.4-126	WG693528
Tetrachloroethene	mg/kg	.025	0.0254	102.	73.9-125	WG693528
Toluene	mg/kg	.025	0.0244	97.5	79.7-118	WG693528
trans-1,2-Dichloroethene	mg/kg	.025	0.0245	98.1	73.8-122	WG693528
trans-1,3-Dichloropropene	mg/kg	.025	0.0219	87.5	75.9-124	WG693528
Trichloroethene	mg/kg	.025	0.0250	99.9	77.9-118	WG693528
Trichlorofluoromethane	mg/kg	.025	0.0265	106.	67.7-131	WG693528
Vinyl chloride	mg/kg	.025	0.0241	96.5	66.7-130	WG693528
Xylenes, Total	mg/kg	.075	0.0746	99.4	78.8-121	WG693528
4-Bromofluorobenzene				96.60	71-126	WG693528
Dibromofluoromethane				97.30	78.3-121	WG693528
Toluene-d8				102.0	88.5-111	WG693528
PCB 1016	mg/kg	.167	0.155	92.7	70-130	WG693852
PCB 1260	mg/kg	.167	0.170	102.	70-130	WG693852
Decachlorobiphenyl				102.0	21-147	WG693852
Tetrachloro-m-xylene				105.0	35-130	WG693852
Diesel (C12-C24)	mg/kg	30	24.4	81.4	50-150	WG693577

* Performance of this Analyte is outside of established criteria.

For additional information, please see Attachment A 'List of Analytes with QC Qualifiers.'



YOUR LAB OF CHOICE

Jeld-Wen
Chris Kramer (SLR)
1800 Blankenship Road, Suite 440

West Linn, OR 97068

Quality Assurance Report
Level II

L669761

12065 Lebanon Rd.
Mt. Juliet, TN 37122
(615) 758-5858
1-800-767-5859
Fax (615) 758-5859

Tax I.D. 62-0814289

Est. 1970

November 27, 2013

Analyte	Units	Laboratory Control Sample		% Rec	Limit	Batch
		Known Val	Result			
Motor Oil (C24-C30)	mg/kg	30	21.8	72.7	50-150	WG693577
o-Terphenyl				79.40	50-150	WG693577
Diesel (C12-C24)	mg/l	.75	0.745	99.4	50-150	WG693743
Motor Oil (C24-C30)	mg/l	.75	0.675	90.0	50-150	WG693743
o-Terphenyl				95.20	50-150	WG693743
1,1,1,2-Tetrachloroethane	mg/l	.025	0.0229	91.6	74.2-124	WG694318
1,1,1-Trichloroethane	mg/l	.025	0.0237	94.7	73.2-123	WG694318
1,1,2,2-Tetrachloroethane	mg/l	.025	0.0268	107.	70.7-122	WG694318
1,1,2-Trichloroethane	mg/l	.025	0.0271	109.	77.7-118	WG694318
1,1,2-Trichlorotrifluoroethane	mg/l	.025	0.0265	106.	67.2-143	WG694318
1,1-Dichloroethane	mg/l	.025	0.0239	95.7	70.7-126	WG694318
1,1-Dichloroethene	mg/l	.025	0.0243	97.1	67.8-129	WG694318
1,1-Dichloropropene	mg/l	.025	0.0245	98.0	73.1-125	WG694318
1,2,3-Trichlorobenzene	mg/l	.025	0.0238	95.1	64.9-135	WG694318
1,2,3-Trichloropropane	mg/l	.025	0.0274	109.	71.8-121	WG694318
1,2,3-Trimethylbenzene	mg/l	.025	0.0215	85.9	72.3-116	WG694318
1,2,4-Trichlorobenzene	mg/l	.025	0.0237	94.7	69.7-136	WG694318
1,2,4-Trimethylbenzene	mg/l	.025	0.0235	94.0	75-123	WG694318
1,2-Dibromo-3-Chloropropane	mg/l	.025	0.0264	106.	65.4-128	WG694318
1,2-Dibromoethane	mg/l	.025	0.0256	102.	76.6-121	WG694318
1,2-Dichlorobenzene	mg/l	.025	0.0239	95.6	78.4-117	WG694318
1,2-Dichloroethane	mg/l	.025	0.0238	95.3	68.8-124	WG694318
1,2-Dichloropropane	mg/l	.025	0.0240	95.8	76.5-119	WG694318
1,3,5-Trimethylbenzene	mg/l	.025	0.0249	99.5	75.6-124	WG694318
1,3-Dichlorobenzene	mg/l	.025	0.0241	96.6	70.8-128	WG694318
1,3-Dichloropropane	mg/l	.025	0.0254	101.	77.4-117	WG694318
1,4-Dichlorobenzene	mg/l	.025	0.0232	92.8	78.8-115	WG694318
2,2-Dichloropropane	mg/l	.025	0.0217	86.7	62.4-133	WG694318
2-Butanone (MEK)	mg/l	.125	0.165	132.	55-149	WG694318
2-Chloroethyl vinyl ether	mg/l	.125	0.142	114.	43.8-150	WG694318
2-Chlorotoluene	mg/l	.025	0.0229	91.4	74.7-122	WG694318
4-Chlorotoluene	mg/l	.025	0.0231	92.4	77.5-120	WG694318
4-Methyl-2-pentanone (MIBK)	mg/l	.125	0.157	125.	70.5-133	WG694318
Acetone	mg/l	.125	0.155	124.	35.6-163	WG694318
Acrolein	mg/l	.125	0.147	117.	10-190	WG694318
Acrylonitrile	mg/l	.125	0.165	132.*	55.2-130	WG694318
Benzene	mg/l	.025	0.0241	96.5	74.8-121	WG694318
Bromobenzene	mg/l	.025	0.0233	93.3	77.5-116	WG694318
Bromodichloromethane	mg/l	.025	0.0218	87.0	75.1-116	WG694318
Bromoform	mg/l	.025	0.0247	98.7	67.5-130	WG694318
Bromomethane	mg/l	.025	0.0307	123.	49.9-162	WG694318
Carbon tetrachloride	mg/l	.025	0.0236	94.5	70.2-123	WG694318
Chlorobenzene	mg/l	.025	0.0250	100.	78.1-119	WG694318
Chlorodibromomethane	mg/l	.025	0.0225	89.9	74-121	WG694318
Chloroethane	mg/l	.025	0.0303	121.	61.7-135	WG694318
Chloroform	mg/l	.025	0.0248	99.4	76-121	WG694318
Chloromethane	mg/l	.025	0.0237	94.8	61.5-129	WG694318
cis-1,2-Dichloroethene	mg/l	.025	0.0237	94.6	76-119	WG694318
cis-1,3-Dichloropropene	mg/l	.025	0.0234	93.6	78.2-120	WG694318
Di-isopropyl ether	mg/l	.025	0.0236	94.4	65.6-132	WG694318
Dibromomethane	mg/l	.025	0.0257	103.	79.5-118	WG694318
Dichlorodifluoromethane	mg/l	.025	0.0245	97.9	54.8-135	WG694318
Ethylbenzene	mg/l	.025	0.0249	99.6	78.8-122	WG694318
Hexachloro-1,3-butadiene	mg/l	.025	0.0216	86.3	64.7-129	WG694318
Isopropylbenzene	mg/l	.025	0.0267	107.	78.6-132	WG694318

* Performance of this Analyte is outside of established criteria.

For additional information, please see Attachment A 'List of Analytes with QC Qualifiers.'



YOUR LAB OF CHOICE

Jeld-Wen
Chris Kramer (SLR)
1800 Blankenship Road, Suite 440
West Linn, OR 97068

Quality Assurance Report
Level II
L669761

12065 Lebanon Rd.
Mt. Juliet, TN 37122
(615) 758-5858
1-800-767-5859
Fax (615) 758-5859

Tax I.D. 62-0814289

Est. 1970

November 27, 2013

Analyte	Units	Laboratory Control Sample		% Rec	Limit	Batch
		Known Val	Result			
Methyl tert-butyl ether	mg/l	.025	0.0261	105.	71.2-126	WG694318
Methylene Chloride	mg/l	.025	0.0260	104.	70.3-120	WG694318
n-Butylbenzene	mg/l	.025	0.0223	89.3	76.2-126	WG694318
n-Propylbenzene	mg/l	.025	0.0243	97.4	78.2-122	WG694318
Naphthalene	mg/l	.025	0.0273	109.	68.4-128	WG694318
p-Isopropyltoluene	mg/l	.025	0.0243	97.0	74-131	WG694318
sec-Butylbenzene	mg/l	.025	0.0250	99.9	74.4-127	WG694318
Styrene	mg/l	.025	0.0258	103.	80.4-126	WG694318
tert-Butylbenzene	mg/l	.025	0.0263	105.	75.3-126	WG694318
Tetrachloroethene	mg/l	.025	0.0243	97.3	72.6-126	WG694318
Toluene	mg/l	.025	0.0264	106.	79.7-116	WG694318
trans-1,2-Dichloroethene	mg/l	.025	0.0271	108.	72.6-121	WG694318
trans-1,3-Dichloropropene	mg/l	.025	0.0221	88.6	74.3-123	WG694318
Trichloroethene	mg/l	.025	0.0243	97.3	77.7-118	WG694318
Trichlorofluoromethane	mg/l	.025	0.0261	105.	63.5-135	WG694318
Vinyl chloride	mg/l	.025	0.0249	99.8	65.9-128	WG694318
Xylenes, Total	mg/l	.075	0.0740	98.7	78.7-121	WG694318
4-Bromofluorobenzene				97.10	71-126	WG694318
Dibromofluoromethane				100.0	78.3-121	WG694318
Toluene-d8				104.0	88.5-111	WG694318
Total Solids	%	50	50.0	100.	85-115	WG694272
1,1,1,2-Tetrachloroethane	mg/l	.025	0.0218	87.0	74.2-124	WG693787
1,1,1-Trichloroethane	mg/l	.025	0.0206	82.3	73.2-123	WG693787
1,1,2,2-Tetrachloroethane	mg/l	.025	0.0232	92.7	70.7-122	WG693787
1,1,2-Trichloroethane	mg/l	.025	0.0240	96.0	77.7-118	WG693787
1,1,2-Trichlorotrifluoroethane	mg/l	.025	0.0240	96.1	67.2-143	WG693787
1,1-Dichloroethane	mg/l	.025	0.0218	87.2	70.7-126	WG693787
1,1-Dichloroethene	mg/l	.025	0.0209	83.7	67.8-129	WG693787
1,1-Dichloropropene	mg/l	.025	0.0214	85.6	73.1-125	WG693787
1,2,3-Trichlorobenzene	mg/l	.025	0.0239	95.8	64.9-135	WG693787
1,2,3-Trichloropropane	mg/l	.025	0.0241	96.5	71.8-121	WG693787
1,2,3-Trimethylbenzene	mg/l	.025	0.0205	82.2	72.3-116	WG693787
1,2,4-Trichlorobenzene	mg/l	.025	0.0249	99.7	69.7-136	WG693787
1,2,4-Trimethylbenzene	mg/l	.025	0.0227	90.7	75-123	WG693787
1,2-Dibromo-3-Chloropropane	mg/l	.025	0.0208	83.1	65.4-128	WG693787
1,2-Dibromoethane	mg/l	.025	0.0221	88.5	76.6-121	WG693787
1,2-Dichlorobenzene	mg/l	.025	0.0234	93.8	78.4-117	WG693787
1,2-Dichloroethane	mg/l	.025	0.0209	83.7	68.8-124	WG693787
1,2-Dichloropropane	mg/l	.025	0.0225	90.0	76.5-119	WG693787
1,3,5-Trimethylbenzene	mg/l	.025	0.0237	95.0	75.6-124	WG693787
1,3-Dichlorobenzene	mg/l	.025	0.0238	95.1	70.8-128	WG693787
1,3-Dichloropropane	mg/l	.025	0.0228	91.0	77.4-117	WG693787
1,4-Dichlorobenzene	mg/l	.025	0.0231	92.5	78.8-115	WG693787
2,2-Dichloropropane	mg/l	.025	0.0203	81.3	62.4-133	WG693787
2-Butanone (MEK)	mg/l	.125	0.116	92.5	55-149	WG693787
2-Chloroethyl vinyl ether	mg/l	.125	0.114	91.3	43.8-150	WG693787
2-Chlorotoluene	mg/l	.025	0.0222	88.8	74.7-122	WG693787
4-Chlorotoluene	mg/l	.025	0.0226	90.3	77.5-120	WG693787
4-Methyl-2-pentanone (MIBK)	mg/l	.125	0.117	93.8	70.5-133	WG693787
Acetone	mg/l	.125	0.109	87.4	35.6-163	WG693787
Acrolein	mg/l	.125	0.154	123.	10-190	WG693787
Acrylonitrile	mg/l	.125	0.125	99.8	55.2-130	WG693787
Benzene	mg/l	.025	0.0219	87.6	74.8-121	WG693787
Bromobenzene	mg/l	.025	0.0223	89.1	77.5-116	WG693787
Bromodichloromethane	mg/l	.025	0.0199	79.6	75.1-116	WG693787

* Performance of this Analyte is outside of established criteria.

For additional information, please see Attachment A 'List of Analytes with QC Qualifiers.'



YOUR LAB OF CHOICE

Jeld-Wen
Chris Kramer (SLR)
1800 Blankenship Road, Suite 440

West Linn, OR 97068

Quality Assurance Report
Level II

L669761

12065 Lebanon Rd.
Mt. Juliet, TN 37122
(615) 758-5858
1-800-767-5859
Fax (615) 758-5859

Tax I.D. 62-0814289

Est. 1970

November 27, 2013

Analyte	Units	Laboratory Control Sample		% Rec	Limit	Batch
		Known Val	Result			
Bromoform	mg/l	.025	0.0214	85.8	67.5-130	WG693787
Bromomethane	mg/l	.025	0.0271	108.	49.9-162	WG693787
Carbon tetrachloride	mg/l	.025	0.0205	81.8	70.2-123	WG693787
Chlorobenzene	mg/l	.025	0.0241	96.2	78.1-119	WG693787
Chlorodibromomethane	mg/l	.025	0.0212	84.8	74-121	WG693787
Chloroethane	mg/l	.025	0.0271	108.	61.7-135	WG693787
Chloroform	mg/l	.025	0.0224	89.4	76-121	WG693787
Chloromethane	mg/l	.025	0.0205	81.9	61.5-129	WG693787
cis-1,2-Dichloroethene	mg/l	.025	0.0222	88.6	76-119	WG693787
cis-1,3-Dichloropropene	mg/l	.025	0.0208	83.2	78.2-120	WG693787
Di-isopropyl ether	mg/l	.025	0.0220	88.0	65.6-132	WG693787
Dibromomethane	mg/l	.025	0.0229	91.5	79.5-118	WG693787
Dichlorodifluoromethane	mg/l	.025	0.0197	78.7	54.8-135	WG693787
Ethylbenzene	mg/l	.025	0.0233	93.3	78.8-122	WG693787
Hexachloro-1,3-butadiene	mg/l	.025	0.0195	78.0	64.7-129	WG693787
Isopropylbenzene	mg/l	.025	0.0252	101.	78.6-132	WG693787
Methyl tert-butyl ether	mg/l	.025	0.0225	90.1	71.2-126	WG693787
Methylene Chloride	mg/l	.025	0.0241	96.4	70.3-120	WG693787
n-Butylbenzene	mg/l	.025	0.0220	88.1	76.2-126	WG693787
n-Propylbenzene	mg/l	.025	0.0231	92.4	78.2-122	WG693787
Naphthalene	mg/l	.025	0.0232	92.8	68.4-128	WG693787
p-Isopropyltoluene	mg/l	.025	0.0229	91.4	74-131	WG693787
sec-Butylbenzene	mg/l	.025	0.0234	93.4	74.4-127	WG693787
Styrene	mg/l	.025	0.0246	98.3	80.4-126	WG693787
tert-Butylbenzene	mg/l	.025	0.0240	96.0	75.3-126	WG693787
Tetrachloroethene	mg/l	.025	0.0228	91.3	72.6-126	WG693787
Toluene	mg/l	.025	0.0228	91.3	79.7-116	WG693787
trans-1,2-Dichloroethene	mg/l	.025	0.0240	96.0	72.6-121	WG693787
trans-1,3-Dichloropropene	mg/l	.025	0.0188	75.2	74.3-123	WG693787
Trichloroethene	mg/l	.025	0.0218	87.3	77.7-118	WG693787
Trichlorofluoromethane	mg/l	.025	0.0230	91.9	63.5-135	WG693787
Vinyl chloride	mg/l	.025	0.0213	85.2	65.9-128	WG693787
Xylenes, Total	mg/l	.075	0.0695	92.6	78.7-121	WG693787
4-Bromofluorobenzene				99.10	71-126	WG693787
Dibromofluoromethane				102.0	78.3-121	WG693787
Toluene-d8				104.0	88.5-111	WG693787

Analyte	Units	Laboratory Control Sample Duplicate		%Rec	Limit	RPD	Limit	Batch
		Result	Ref					
PCB 1016	mg/kg	0.163	0.148	97.0	63.2-118	9.48	20	WG693592
PCB 1260	mg/kg	0.171	0.153	102.	64.6-123	10.6	20.8	WG693592
Decachlorobiphenyl				101.0	10-145			WG693592
Tetrachloro-m-xylene				104.0	21.1-148			WG693592
1,2,4-Trichlorobenzene	mg/l	0.0168	0.0171	67.0	22.9-96.1	2.00	27.5	WG693420
2,4,6-Trichlorophenol	mg/l	0.0176	0.0161	70.0	29.8-107	8.97	24.1	WG693420
2,4-Dichlorophenol	mg/l	0.0188	0.0173	75.0	31.4-103	8.06	24.9	WG693420
2,4-Dimethylphenol	mg/l	0.0211	0.0216	84.0	31.9-107	2.50	25.7	WG693420
2,4-Dinitrophenol	mg/l	0.00799	0.00701	32.0	24.2-128	13.1	20.5	WG693420
2,4-Dinitrotoluene	mg/l	0.0242	0.0260	97.0	31.2-105	6.96	22	WG693420
2,6-Dinitrotoluene	mg/l	0.0228	0.0253	91.0	30.6-106	10.5	23.1	WG693420
2-Chloronaphthalene	mg/l	0.0200	0.0221	80.0	33.6-105	10.1	23	WG693420
2-Chlorophenol	mg/l	0.0153	0.0153	61.0	26.2-91.5	0.450	26.5	WG693420
2-Nitrophenol	mg/l	0.0182	0.0171	73.0	25.9-106	6.28	26.9	WG693420
3,3-Dichlorobenzidine	mg/l	0.0265	0.0269	106.	27.2-142	1.55	22.3	WG693420
4,6-Dinitro-2-methylphenol	mg/l	0.0162	0.0140	65.0	18.4-148	14.6	24.4	WG693420
4-Bromophenyl-phenylether	mg/l	0.0233	0.0240	93.0	40.7-116	2.95	21	WG693420

* Performance of this Analyte is outside of established criteria.

For additional information, please see Attachment A 'List of Analytes with QC Qualifiers.'



YOUR LAB OF CHOICE

Jeld-Wen
Chris Kramer (SLR)
1800 Blankenship Road, Suite 440

West Linn, OR 97068

Quality Assurance Report
Level II

L669761

12065 Lebanon Rd.
Mt. Juliet, TN 37122
(615) 758-5858
1-800-767-5859
Fax (615) 758-5859

Tax I.D. 62-0814289

Est. 1970

November 27, 2013

Analyte	Units	Laboratory Control Sample Duplicate			Limit	RPD	Limit	Batch
		Result	Ref	%Rec				
4-Chloro-3-methylphenol	mg/l	0.0201	0.0205	80.0	35.7-100	1.88	22.9	WG693420
4-Chlorophenyl-phenylether	mg/l	0.0219	0.0231	88.0	39-113	5.35	20.9	WG693420
4-Nitrophenol	mg/l	0.00530	0.00497	21.0	10-52.7	6.48	40	WG693420
Acenaphthene	mg/l	0.0208	0.0227	83.0	38.7-109	8.60	21.5	WG693420
Acenaphthylene	mg/l	0.0211	0.0227	84.0	36-106	7.20	21	WG693420
Anthracene	mg/l	0.0232	0.0242	93.0	43.6-113	4.06	18.8	WG693420
Benziidine	mg/l	0.0215	0.0220	86.0	10-165.2	2.59	40	WG693420
Benzo(a)anthracene	mg/l	0.0239	0.0246	96.0	51.2-112	2.73	20	WG693420
Benzo(a)pyrene	mg/l	0.0215	0.0230	86.0	45.6-106	7.14	20	WG693420
Benzo(b)fluoranthene	mg/l	0.0232	0.0243	93.0	47.6-111	4.38	20	WG693420
Benzo(g,h,i)perylene	mg/l	0.0255	0.0265	102.	45.2-117	3.67	20	WG693420
Benzo(k)fluoranthene	mg/l	0.0246	0.0265	98.0	49.4-114	7.31	20	WG693420
Benzybutyl phthalate	mg/l	0.0234	0.0246	94.0	31.8-123	4.96	20.7	WG693420
Bis(2-chlorethoxy)methane	mg/l	0.0207	0.0220	83.0	37.2-111	6.11	24.1	WG693420
Bis(2-chloroethyl)ether	mg/l	0.0194	0.0202	78.0	22.6-108	4.29	27.9	WG693420
Bis(2-chloroisopropyl)ether	mg/l	0.0190	0.0207	76.0	32.9-100	8.57	25.1	WG693420
Bis(2-ethylhexyl)phthalate	mg/l	0.0226	0.0231	90.0	36.9-134	2.44	23.6	WG693420
Chrysene	mg/l	0.0239	0.0249	96.0	54.6-120	3.77	20	WG693420
Di-n-butyl phthalate	mg/l	0.0238	0.0251	95.0	41.8-120	5.25	20.2	WG693420
Di-n-octyl phthalate	mg/l	0.0223	0.0230	89.0	39.7-112	2.88	21.1	WG693420
Dibenz(a,h)anthracene	mg/l	0.0252	0.0265	101.	42.8-118	4.93	20	WG693420
Diethyl phthalate	mg/l	0.0248	0.0261	99.0	36.5-129	5.15	20	WG693420
Dimethyl phthalate	mg/l	0.0244	0.0252	98.0	35.3-128	3.20	20.8	WG693420
Fluoranthene	mg/l	0.0233	0.0251	93.0	45.9-115	7.40	20	WG693420
Fluorene	mg/l	0.0220	0.0236	88.0	41-112	7.25	20.2	WG693420
Hexachloro-1,3-butadiene	mg/l	0.0156	0.0170	62.0	16.1-104	8.88	31.2	WG693420
Hexachlorobenzene	mg/l	0.0239	0.0255	96.0	38.5-116	6.27	20.1	WG693420
Hexachlorocyclopentadiene	mg/l	0.0125	0.0128	50.0	10-121	2.29	27.9	WG693420
Hexachloroethane	mg/l	0.0142	0.0150	57.0	16.5-89.8	5.11	30.7	WG693420
Indeno(1,2,3-cd)pyrene	mg/l	0.0252	0.0265	101.	45-116	4.88	20	WG693420
Isophorone	mg/l	0.0261	0.0271	104.	35.4-112	3.71	21.5	WG693420
n-Nitrosodi-n-propylamine	mg/l	0.0219	0.0231	88.0	33.2-106	5.41	23.7	WG693420
n-Nitrosodimethylamine	mg/l	0.0120	0.0136	48.0	10-80.1	12.8	37.5	WG693420
n-Nitrosodiphenylamine	mg/l	0.0231	0.0241	92.0	44.4-113	4.18	20	WG693420
Naphthalene	mg/l	0.0183	0.0191	73.0	32.2-101	4.31	23.8	WG693420
Nitrobenzene	mg/l	0.0218	0.0226	87.0	31.4-106	3.68	25.7	WG693420
Pentachlorophenol	mg/l	0.0135	0.00992	54.0	10-97.4	31.0	35.1	WG693420
Phenanthrene	mg/l	0.0226	0.0238	90.0	46.4-113	5.06	20	WG693420
Phenol	mg/l	0.00815	0.00824	33.0	10-57.9	1.05	35	WG693420
Pyrene	mg/l	0.0241	0.0248	96.0	46.3-117	2.90	20	WG693420
2,4,6-Tribromophenol				69.80	11.2-130			WG693420
2-Fluorobiphenyl				84.10	29.5-131			WG693420
2-Fluorophenol				40.20	10-77.9			WG693420
Nitrobenzene-d5				89.50	21.8-123			WG693420
Phenol-d5				29.10	5-70.1			WG693420
p-Terphenyl-d14				82.80	29.3-137			WG693420
1-Methylnaphthalene	mg/kg	0.0812	0.0828	101.	62.5-121	1.96	20	WG693584
2-Chloronaphthalene	mg/kg	0.0750	0.0750	94.0	62.1-120	0.110	20	WG693584
2-Methylnaphthalene	mg/kg	0.0817	0.0826	102.	62.5-121	1.11	20	WG693584
Acenaphthene	mg/kg	0.0746	0.0752	93.0	62.4-121	0.740	20	WG693584
Acenaphthylene	mg/kg	0.0756	0.0764	94.0	62.9-123	0.990	20	WG693584
Anthracene	mg/kg	0.0708	0.0715	88.0	64.9-129	0.920	20	WG693584
Benzo(a)anthracene	mg/kg	0.0825	0.0835	103.	61.8-125	1.23	20	WG693584
Benzo(a)pyrene	mg/kg	0.0735	0.0740	92.0	63.4-119	0.620	20	WG693584
Benzo(b)fluoranthene	mg/kg	0.0794	0.0801	99.0	62.7-119	0.870	20	WG693584
Benzo(g,h,i)perylene	mg/kg	0.0834	0.0842	104.	68.2-129	0.990	20	WG693584
Benzo(k)fluoranthene	mg/kg	0.0832	0.0854	104.	64.5-128	2.58	20	WG693584

* Performance of this Analyte is outside of established criteria.

For additional information, please see Attachment A 'List of Analytes with QC Qualifiers.'



YOUR LAB OF CHOICE

Jeld-Wen
Chris Kramer (SLR)
1800 Blankenship Road, Suite 440
West Linn, OR 97068

Quality Assurance Report
Level II
L669761

12065 Lebanon Rd.
Mt. Juliet, TN 37122
(615) 758-5858
1-800-767-5859
Fax (615) 758-5859

Tax I.D. 62-0814289

Est. 1970

November 27, 2013

Analyte	Units	Laboratory Control Sample Duplicate			Limit	RPD	Limit	Batch
		Result	Ref	%Rec				
Chrysene	mg/kg	0.0827	0.0858	103.	64.4-128	3.69	20	WG693584
Dibenz(a,h)anthracene	mg/kg	0.0824	0.0835	103.	65.3-128	1.35	20	WG693584
Fluoranthene	mg/kg	0.0838	0.0851	105.	61.8-129	1.59	20	WG693584
Fluorene	mg/kg	0.0794	0.0796	99.0	60.8-121	0.150	20	WG693584
Indeno(1,2,3-cd)pyrene	mg/kg	0.0825	0.0840	103.	67.6-129	1.89	20	WG693584
Naphthalene	mg/kg	0.0751	0.0757	94.0	59.5-116	0.830	20	WG693584
Phenanthrene	mg/kg	0.0777	0.0783	97.0	59.4-121	0.750	20	WG693584
Pyrene	mg/kg	0.0770	0.0776	96.0	61.2-130	0.690	20	WG693584
2-Fluorobiphenyl				102.0	51.1-131			WG693584
Nitrobenzene-d5				101.0	40.9-147			WG693584
p-Terphenyl-d14				99.00	45.3-138			WG693584
1-Methylnaphthalene	mg/l	0.00212	0.00242	106.	71.2-137	13.2	20	WG693582
2-Chloronaphthalene	mg/l	0.00183	0.00208	91.0	81.1-129	13.0	20	WG693582
2-Methylnaphthalene	mg/l	0.00211	0.00243	105.	69.8-134	14.1	20	WG693582
Acenaphthene	mg/l	0.00196	0.00219	98.0	80.8-128	11.1	20	WG693582
Acenaphthylene	mg/l	0.00187	0.00207	94.0	77.2-132	9.84	20	WG693582
Anthracene	mg/l	0.00213	0.00235	106.	78.4-136	9.88	20	WG693582
Benzo(a)anthracene	mg/l	0.00199	0.00215	100.	69.2-141	7.72	20	WG693582
Benzo(a)pyrene	mg/l	0.00202	0.00220	101.	71.1-135	8.66	20	WG693582
Benzo(b)fluoranthene	mg/l	0.00191	0.00220	96.0	69.5-140	14.0	20	WG693582
Benzo(g,h,i)perylene	mg/l	0.00205	0.00222	102.	64.6-138	8.21	20	WG693582
Benzo(k)fluoranthene	mg/l	0.00205	0.00207	102.	69.3-144	0.780	20	WG693582
Chrysene	mg/l	0.00209	0.00222	104.	75.6-138	6.03	20	WG693582
Dibenz(a,h)anthracene	mg/l	0.00191	0.00207	96.0	64.1-139	7.95	20	WG693582
Fluoranthene	mg/l	0.00194	0.00213	97.0	78.6-135	9.25	20	WG693582
Fluorene	mg/l	0.00183	0.00205	92.0	78.3-131	11.2	20	WG693582
Indeno(1,2,3-cd)pyrene	mg/l	0.00201	0.00218	101.	64.8-140	8.11	20	WG693582
Naphthalene	mg/l	0.00202	0.00233	101.	80.2-126	14.2	20	WG693582
Phenanthrene	mg/l	0.00187	0.00205	94.0	79.6-130	9.04	20	WG693582
Pyrene	mg/l	0.00199	0.00214	99.0	76.6-134	7.18	20	WG693582
2-Fluorobiphenyl				94.20	64.4-143			WG693582
Nitrobenzene-d5				121.0	61.3-162			WG693582
p-Terphenyl-d14				103.0	55.3-145			WG693582
1,1,1,2-Tetrachloroethane	mg/l	0.0257	0.0251	103.	74.2-124	2.44	20	WG693510
1,1,1-Trichloroethane	mg/l	0.0254	0.0246	102.	73.2-123	3.15	20	WG693510
1,1,2,2-Tetrachloroethane	mg/l	0.0251	0.0239	100.	70.7-122	4.92	20	WG693510
1,1,2-Trichloroethane	mg/l	0.0258	0.0246	103.	77.7-118	4.92	20	WG693510
1,1,2-Trichlorotrifluoroethane	mg/l	0.0301	0.0298	120.	67.2-143	0.830	20	WG693510
1,1-Dichloroethane	mg/l	0.0258	0.0250	103.	70.7-126	2.94	20	WG693510
1,1-Dichloroethene	mg/l	0.0292	0.0292	117.	67.8-129	0.0100	20	WG693510
1,1-Dichloropropene	mg/l	0.0256	0.0247	102.	73.1-125	3.65	20	WG693510
1,2,3-Trichlorobenzene	mg/l	0.0267	0.0257	107.	64.9-135	3.57	20	WG693510
1,2,3-Trichloropropane	mg/l	0.0258	0.0242	103.	71.8-121	6.23	20	WG693510
1,2,3-Trimethylbenzene	mg/l	0.0241	0.0241	96.0	72.3-116	0.150	20	WG693510
1,2,4-Trichlorobenzene	mg/l	0.0279	0.0275	112.	69.7-136	1.67	20	WG693510
1,2,4-Trimethylbenzene	mg/l	0.0249	0.0245	100.	75-123	1.82	20	WG693510
1,2-Dibromo-3-Chloropropane	mg/l	0.0272	0.0254	109.	65.4-128	6.64	20	WG693510
1,2-Dibromoethane	mg/l	0.0254	0.0245	102.	76.6-121	3.84	20	WG693510
1,2-Dichlorobenzene	mg/l	0.0272	0.0267	109.	78.4-117	1.88	20	WG693510
1,2-Dichloroethane	mg/l	0.0253	0.0240	101.	68.8-124	5.50	20	WG693510
1,2-Dichloropropane	mg/l	0.0243	0.0236	97.0	76.5-119	2.70	20	WG693510
1,3,5-Trimethylbenzene	mg/l	0.0258	0.0254	103.	75.6-124	1.53	20	WG693510
1,3-Dichlorobenzene	mg/l	0.0247	0.0241	99.0	70.8-128	2.46	20	WG693510
1,3-Dichloropropane	mg/l	0.0246	0.0237	98.0	77.4-117	3.66	20	WG693510
1,4-Dichlorobenzene	mg/l	0.0275	0.0269	110.	78.8-115	2.15	20	WG693510

* Performance of this Analyte is outside of established criteria.

For additional information, please see Attachment A 'List of Analytes with QC Qualifiers.'



YOUR LAB OF CHOICE

Jeld-Wen
Chris Kramer (SLR)
1800 Blankenship Road, Suite 440

West Linn, OR 97068

Quality Assurance Report
Level II

L669761

12065 Lebanon Rd.
Mt. Juliet, TN 37122
(615) 758-5858
1-800-767-5859
Fax (615) 758-5859

Tax I.D. 62-0814289

Est. 1970

November 27, 2013

Analyte	Units	Laboratory Control Sample Duplicate			Limit	RPD	Limit	Batch
		Result	Ref	%Rec				
2,2-Dichloropropane	mg/l	0.0269	0.0253	108.	62.4-133	5.94	20	WG693510
2-Butanone (MEK)	mg/l	0.140	0.130	112.	55-149	7.48	20	WG693510
2-Chloroethyl vinyl ether	mg/l	0.0553	0.0512	44.0	43.8-150	7.71	20	WG693510
2-Chlorotoluene	mg/l	0.0228	0.0224	91.0	74.7-122	1.75	20	WG693510
4-Chlorotoluene	mg/l	0.0247	0.0242	99.0	77.5-120	2.32	20	WG693510
4-Methyl-2-pentanone (MIBK)	mg/l	0.135	0.125	108.	70.5-133	7.71	20	WG693510
Acetone	mg/l	0.162	0.151	129.	35.6-163	6.92	23.9	WG693510
Acrolein	mg/l	0.135	0.122	108.	10-190	9.91	28.1	WG693510
Acrylonitrile	mg/l	0.134	0.125	107.	55.2-130	7.32	20	WG693510
Benzene	mg/l	0.0252	0.0244	101.	74.8-121	3.19	20	WG693510
Bromobenzene	mg/l	0.0247	0.0238	99.0	77.5-116	3.60	20	WG693510
Bromodichloromethane	mg/l	0.0238	0.0233	95.0	75.1-116	1.98	20	WG693510
Bromoform	mg/l	0.0266	0.0254	106.	67.5-130	4.88	20	WG693510
Bromomethane	mg/l	0.0296	0.0292	118.	49.9-162	1.33	20	WG693510
Carbon tetrachloride	mg/l	0.0260	0.0252	104.	70.2-123	3.14	20	WG693510
Chlorobenzene	mg/l	0.0255	0.0249	102.	78.1-119	2.31	20	WG693510
Chlorodibromomethane	mg/l	0.0254	0.0246	102.	74-121	3.23	20	WG693510
Chloroethane	mg/l	0.0299	0.0288	120.	61.7-135	3.98	20	WG693510
Chloroform	mg/l	0.0255	0.0249	102.	76-121	2.75	20	WG693510
Chloromethane	mg/l	0.0240	0.0234	96.0	61.5-129	2.70	20	WG693510
cis-1,2-Dichloroethene	mg/l	0.0247	0.0241	99.0	76-119	2.46	20	WG693510
cis-1,3-Dichloropropene	mg/l	0.0249	0.0243	100.	78.2-120	2.67	20	WG693510
Di-isopropyl ether	mg/l	0.0250	0.0241	100.	65.6-132	3.68	20	WG693510
Dibromomethane	mg/l	0.0253	0.0245	101.	79.5-118	3.17	20	WG693510
Dichlorodifluoromethane	mg/l	0.0246	0.0246	98.0	54.8-135	0.0900	20	WG693510
Ethylbenzene	mg/l	0.0257	0.0251	103.	78.8-122	2.42	20	WG693510
Hexachloro-1,3-butadiene	mg/l	0.0246	0.0244	98.0	64.7-129	0.910	20	WG693510
Isopropylbenzene	mg/l	0.0278	0.0273	111.	78.6-132	1.47	20	WG693510
Methyl tert-butyl ether	mg/l	0.0243	0.0229	97.0	71.2-126	5.80	20	WG693510
Methylene Chloride	mg/l	0.0251	0.0241	100.	70.3-120	3.97	20	WG693510
n-Butylbenzene	mg/l	0.0287	0.0286	115.	76.2-126	0.130	20	WG693510
n-Propylbenzene	mg/l	0.0257	0.0255	103.	78.2-122	0.890	20	WG693510
Naphthalene	mg/l	0.0270	0.0253	108.	68.4-128	6.44	20	WG693510
p-Isopropyltoluene	mg/l	0.0264	0.0261	106.	74-131	0.930	20	WG693510
sec-Butylbenzene	mg/l	0.0257	0.0253	103.	74.4-127	1.57	20	WG693510
Styrene	mg/l	0.0266	0.0260	106.	80.4-126	2.45	20	WG693510
tert-Butylbenzene	mg/l	0.0255	0.0252	102.	75.3-126	1.29	20	WG693510
Tetrachloroethene	mg/l	0.0251	0.0249	100.	72.6-126	0.640	20	WG693510
Toluene	mg/l	0.0243	0.0239	97.0	79.7-116	1.37	20	WG693510
trans-1,2-Dichloroethene	mg/l	0.0249	0.0244	99.0	72.6-121	1.99	20	WG693510
trans-1,3-Dichloropropene	mg/l	0.0252	0.0246	101.	74.3-123	2.39	20	WG693510
Trichloroethene	mg/l	0.0243	0.0242	97.0	77.7-118	0.290	20	WG693510
Trichlorofluoromethane	mg/l	0.0291	0.0283	116.	63.5-135	2.64	20	WG693510
Vinyl chloride	mg/l	0.0266	0.0261	106.	65.9-128	1.85	20	WG693510
Xylenes, Total	mg/l	0.0758	0.0748	101.	78.7-121	1.36	20	WG693510
4-Bromofluorobenzene				89.00	71-126			WG693510
Dibromofluoromethane				106.0	78.3-121			WG693510
Toluene-d8				101.0	88.5-111			WG693510
1,2,4,5-Tetrachlorobenzene	mg/kg	0.250	0.232	75.0	47.6-107	7.39	20	WG693590
2,4,5-Trichlorophenol	mg/kg	0.245	0.211	74.0	43.3-110	15.2	20	WG693590
2,4,6-Trichlorophenol	mg/kg	0.207	0.200	62.0	44.4-108	3.22	20	WG693590
2,4-Dichlorophenol	mg/kg	0.241	0.220	72.0	46.2-109	9.22	20	WG693590
2,4-Dimethylphenol	mg/kg	0.226	0.204	68.0	42.2-110	10.4	20	WG693590
2,4-Dinitrophenol	mg/kg	0.127	0.120	38.0	10-105	5.25	36.5	WG693590
2,4-Dinitrotoluene	mg/kg	0.238	0.220	72.0	53-112	8.01	20	WG693590
2,6-Dinitrotoluene	mg/kg	0.230	0.214	69.0	51.6-110	7.25	20	WG693590
2-Chloronaphthalene	mg/kg	0.239	0.216	72.0	47.1-105	10.0	20	WG693590

* Performance of this Analyte is outside of established criteria.

For additional information, please see Attachment A 'List of Analytes with QC Qualifiers.'



YOUR LAB OF CHOICE

Jeld-Wen
Chris Kramer (SLR)
1800 Blankenship Road, Suite 440

West Linn, OR 97068

Quality Assurance Report
Level II

L669761

12065 Lebanon Rd.
Mt. Juliet, TN 37122
(615) 758-5858
1-800-767-5859
Fax (615) 758-5859

Tax I.D. 62-0814289

Est. 1970

November 27, 2013

Analyte	Units	Laboratory Control Sample Duplicate			Limit	RPD	Limit	Batch
		Result	Ref	%Rec				
2-Chlorophenol	mg/kg	0.217	0.193	65.0	40.8-103	11.6	20	WG693590
2-Methylnaphthalene	mg/kg	0.231	0.220	69.0	48-101	5.17	20	WG693590
2-Methylphenol	mg/kg	0.203	0.185	61.0	42.4-100	9.29	20	WG693590
2-Nitroaniline	mg/kg	0.231	0.217	69.0	53.8-107	6.20	20	WG693590
2-Nitrophenol	mg/kg	0.241	0.221	72.0	44.2-113	8.31	20.9	WG693590
3&4-Methyl Phenol	mg/kg	0.238	0.207	72.0	50.5-115	13.8	20	WG693590
3,3-Dichlorobenzidine	mg/kg	0.203	0.195	61.0	21-101	4.01	22	WG693590
3-Nitroaniline	mg/kg	0.206	0.188	62.0	34.7-103	9.09	20.7	WG693590
4,6-Dinitro-2-methylphenol	mg/kg	0.195	0.196	58.0	23.1-119	0.500	23.7	WG693590
4-Bromophenyl-phenylether	mg/kg	0.230	0.217	69.0	51.4-110	5.94	20	WG693590
4-Chloro-3-methylphenol	mg/kg	0.247	0.227	74.0	51.1-113	8.64	20	WG693590
4-Chloroaniline	mg/kg	0.200	0.195	60.0	24.5-101	2.75	24.5	WG693590
4-Chlorophenyl-phenylether	mg/kg	0.243	0.221	73.0	48.1-108	9.69	20	WG693590
4-Nitroaniline	mg/kg	0.227	0.213	68.0	38.6-133	6.31	21.7	WG693590
4-Nitrophenol	mg/kg	0.187	0.192	56.0	34.8-109	2.62	20	WG693590
Acenaphthene	mg/kg	0.225	0.216	68.0	48.9-107	4.17	20	WG693590
Acenaphthylene	mg/kg	0.223	0.215	67.0	49.2-111	3.79	20	WG693590
Acetophenone	mg/kg	0.215	0.199	65.0	47.1-99	7.84	22.1	WG693590
Anthracene	mg/kg	0.232	0.212	70.0	52-112	9.30	20	WG693590
Atrazine	mg/kg	0.253	0.258	76.0	45-131	2.31	20	WG693590
Benzaldehyde	mg/kg	0.0812	0.0691	24.0	10-141	16.0	24.8	WG693590
Benzidine	mg/kg	0.0142	0.0148	4.00	0-48	4.16	40	WG693590
Benzo(a)anthracene	mg/kg	0.220	0.209	66.0	52.3-106	5.18	20	WG693590
Benzo(a)pyrene	mg/kg	0.210	0.204	63.0	51.9-106	2.93	20	WG693590
Benzo(b)fluoranthene	mg/kg	0.230	0.207	69.0	51.3-106	10.8	20	WG693590
Benzo(g,h,i)perylene	mg/kg	0.219	0.207	66.0	45.8-108	5.77	20	WG693590
Benzo(k)fluoranthene	mg/kg	0.223	0.211	67.0	52.9-107	5.14	20	WG693590
Benzylbutyl phthalate	mg/kg	0.215	0.205	64.0	47.5-115	4.86	20	WG693590
Biphenyl	mg/kg	0.237	0.221	71.0	45.6-103	6.91	20	WG693590
Bis(2-chloroethoxy)methane	mg/kg	0.208	0.189	62.0	44.9-108	9.67	20	WG693590
Bis(2-chloroethyl)ether	mg/kg	0.212	0.189	64.0	32.5-112	11.6	26	WG693590
Bis(2-chloroisopropyl)ether	mg/kg	0.226	0.200	68.0	40.4-99	12.1	20.7	WG693590
Bis(2-ethylhexyl)phthalate	mg/kg	0.236	0.209	71.0	48.1-116	12.5	20.5	WG693590
Caprolactam	mg/kg	0.245	0.229	74.0	42.2-107	6.73	21.9	WG693590
Carbazole	mg/kg	0.228	0.212	68.0	52.4-102	7.12	21.1	WG693590
Chrysene	mg/kg	0.227	0.219	68.0	54.4-110	3.54	20	WG693590
Di-n-butyl phthalate	mg/kg	0.223	0.205	67.0	49.7-113	8.63	20	WG693590
Di-n-octyl phthalate	mg/kg	0.204	0.201	61.0	49.6-112	1.75	22	WG693590
Dibenz(a,h)anthracene	mg/kg	0.219	0.201	66.0	45.7-111	8.42	20	WG693590
Dibenzofuran	mg/kg	0.226	0.219	68.0	48.6-104	2.88	20	WG693590
Diethyl phthalate	mg/kg	0.237	0.224	71.0	52-112	5.79	20	WG693590
Dimethyl phthalate	mg/kg	0.237	0.227	71.0	51.4-108	4.40	20	WG693590
Fluoranthene	mg/kg	0.225	0.212	67.0	53.7-110	5.82	20	WG693590
Fluorene	mg/kg	0.233	0.212	70.0	51.1-109	9.44	20	WG693590
Hexachloro-1,3-butadiene	mg/kg	0.230	0.226	69.0	41.5-112	1.43	20	WG693590
Hexachlorobenzene	mg/kg	0.248	0.220	75.0	43.2-104	12.1	20.1	WG693590
Hexachlorocyclopentadiene	mg/kg	0.171	0.168	51.0	13.5-123	2.00	20.7	WG693590
Hexachloroethane	mg/kg	0.221	0.197	66.0	36.2-103	11.3	22.7	WG693590
Indeno(1,2,3-cd)pyrene	mg/kg	0.221	0.206	66.0	47.5-109	6.97	20	WG693590
Isophorone	mg/kg	0.240	0.220	72.0	28.8-104	8.39	20	WG693590
n-Nitrosodi-n-propylamine	mg/kg	0.216	0.197	65.0	43.3-109	9.16	20	WG693590
n-Nitrosodiphenylamine	mg/kg	0.222	0.201	67.0	48.8-107	9.91	20	WG693590
Naphthalene	mg/kg	0.218	0.199	66.0	43.4-103	9.26	20	WG693590
Nitrobenzene	mg/kg	0.214	0.206	64.0	40.7-109	3.85	21	WG693590
Pentachlorophenol	mg/kg	0.207	0.192	62.0	16.2-102	7.98	22.9	WG693590
Phenanthrene	mg/kg	0.227	0.213	68.0	51.6-107	6.23	20	WG693590
Phenol	mg/kg	0.226	0.202	68.0	41.5-106	11.3	20	WG693590
Pyrene	mg/kg	0.227	0.216	68.0	47.1-108	5.28	20	WG693590
2,4,6-Tribromophenol				75.30	21.6-142			WG693590

* Performance of this Analyte is outside of established criteria.

For additional information, please see Attachment A 'List of Analytes with QC Qualifiers.'



YOUR LAB OF CHOICE

Jeld-Wen
Chris Kramer (SLR)
1800 Blankenship Road, Suite 440

West Linn, OR 97068

Quality Assurance Report
Level II

L669761

12065 Lebanon Rd.
Mt. Juliet, TN 37122
(615) 758-5858
1-800-767-5859
Fax (615) 758-5859

Tax I.D. 62-0814289

Est. 1970

November 27, 2013

Analyte	Units	Laboratory Control Sample Duplicate			Limit	RPD	Limit	Batch
		Result	Ref	%Rec				
2-Fluorobiphenyl				73.40	34.9-129			
2-Fluorophenol				66.90	21.1-116			
Nitrobenzene-d5				70.40	21.9-129			
Phenol-d5				67.80	26.3-121			
p-Terphenyl-d14				69.60	21.5-128			
1,1,1-Trichloroethane	mg/kg	0.0249	0.0246	99.0	73.7-124	0.910	20	WG693528
1,1,2,2-Tetrachloroethane	mg/kg	0.0246	0.0235	98.0	69.4-122	4.55	20	WG693528
1,1,2-Trichloroethane	mg/kg	0.0252	0.0233	101.	79.1-118	7.81	20	WG693528
1,1,2-Trichlorotrifluoroethane	mg/kg	0.0265	0.0267	106.	70-146	0.980	20	WG693528
1,1-Dichloroethane	mg/kg	0.0243	0.0233	97.0	75-124	4.23	20	WG693528
1,1-Dichloroethene	mg/kg	0.0265	0.0265	106.	70.4-129	0.0600	20	WG693528
1,2,3-Trichlorobenzene	mg/kg	0.0254	0.0252	101.	69.3-131	0.510	20	WG693528
1,2,4-Trichlorobenzene	mg/kg	0.0265	0.0267	106.	71.9-137	0.550	20	WG693528
1,2-Dibromo-3-Chloropropane	mg/kg	0.0242	0.0234	97.0	62.8-133	3.39	20	WG693528
1,2-Dibromoethane	mg/kg	0.0249	0.0226	100.	78.6-120	9.64	20	WG693528
1,2-Dichlorobenzene	mg/kg	0.0249	0.0245	100.	78.3-118	1.43	20	WG693528
1,2-Dichloroethane	mg/kg	0.0249	0.0232	100.	70.1-124	7.20	20	WG693528
1,2-Dichloropropane	mg/kg	0.0244	0.0237	97.0	77.9-119	2.73	20	WG693528
1,3-Dichlorobenzene	mg/kg	0.0270	0.0261	108.	72-126	3.15	20	WG693528
1,4-Dichlorobenzene	mg/kg	0.0249	0.0239	99.0	78.3-117	3.97	20	WG693528
2-Butanone (MEK)	mg/kg	0.137	0.124	110.	53.7-153	10.3	21.2	WG693528
2-Hexanone	mg/kg	0.132	0.121	106.	66.7-148	9.06	20	WG693528
4-Methyl-2-pentanone (MIBK)	mg/kg	0.128	0.123	102.	70.4-137	4.21	20	WG693528
Acetone	mg/kg	0.124	0.123	99.0	35.1-175	0.900	26.1	WG693528
Benzene	mg/kg	0.0241	0.0230	96.0	77.1-121	5.08	20	WG693528
Bromochloromethane	mg/kg	0.0249	0.0244	99.0	78.4-119	1.63	20	WG693528
Bromodichloromethane	mg/kg	0.0234	0.0226	94.0	74.9-115	3.35	20	WG693528
Bromoform	mg/kg	0.0278	0.0264	111.	65.9-132	5.11	20	WG693528
Bromomethane	mg/kg	0.0258	0.0253	103.	48.7-165	2.16	20	WG693528
Carbon disulfide	mg/kg	0.0259	0.0258	103.	66.9-145	0.300	20	WG693528
Carbon tetrachloride	mg/kg	0.0243	0.0244	97.0	70-124	0.760	20	WG693528
Chlorobenzene	mg/kg	0.0248	0.0235	99.0	79.1-119	5.39	20	WG693528
Chlorodibromomethane	mg/kg	0.0241	0.0227	96.0	73.5-121	5.84	20	WG693528
Chloroethane	mg/kg	0.0255	0.0265	102.	66.2-132	4.07	20	WG693528
Chloroform	mg/kg	0.0245	0.0237	98.0	76.7-122	3.55	20	WG693528
Chloromethane	mg/kg	0.0223	0.0224	89.0	63.4-131	0.160	20	WG693528
cis-1,2-Dichloroethene	mg/kg	0.0232	0.0225	93.0	78.2-119	2.88	20	WG693528
cis-1,3-Dichloropropene	mg/kg	0.0251	0.0233	100.	79.6-120	7.27	20	WG693528
Dichlorodifluoromethane	mg/kg	0.0246	0.0253	98.0	57.1-137	2.84	20	WG693528
Ethylbenzene	mg/kg	0.0250	0.0249	100.	79.7-122	0.560	20	WG693528
Isopropylbenzene	mg/kg	0.0281	0.0280	112.	80-135	0.350	20	WG693528
Methyl tert-butyl ether	mg/kg	0.0251	0.0245	100.	73-129	2.66	20	WG693528
Methylene Chloride	mg/kg	0.0247	0.0243	99.0	72.6-120	1.87	20	WG693528
Styrene	mg/kg	0.0259	0.0244	104.	82.4-126	5.89	20	WG693528
Tetrachloroethene	mg/kg	0.0266	0.0254	106.	73.9-125	4.48	20	WG693528
Toluene	mg/kg	0.0253	0.0244	101.	79.7-118	3.82	20	WG693528
trans-1,2-Dichloroethene	mg/kg	0.0254	0.0245	101.	73.8-122	3.39	20	WG693528
trans-1,3-Dichloropropene	mg/kg	0.0236	0.0219	94.0	75.9-124	7.74	20	WG693528
Trichloroethene	mg/kg	0.0257	0.0250	103.	77.9-118	2.64	20	WG693528
Trichlorofluoromethane	mg/kg	0.0262	0.0265	105.	67.7-131	1.08	20	WG693528
Vinyl chloride	mg/kg	0.0241	0.0241	96.0	66.7-130	0.0800	20	WG693528
Xylenes, Total	mg/kg	0.0763	0.0746	102.	78.8-121	2.33	20	WG693528
4-Bromofluorobenzene				97.80	71-126			WG693528
Dibromofluoromethane				97.20	78.3-121			WG693528
Toluene-d8				102.0	88.5-111			WG693528
PCB 1016	mg/kg	0.180	0.155	108.	70-130	15.3	20	WG693852
PCB 1260	mg/kg	0.195	0.170	117.	70-130	13.9	20	WG693852

* Performance of this Analyte is outside of established criteria.

For additional information, please see Attachment A 'List of Analytes with QC Qualifiers.'



YOUR LAB OF CHOICE

Jeld-Wen
Chris Kramer (SLR)
1800 Blankenship Road, Suite 440
West Linn, OR 97068

Quality Assurance Report
Level II
L669761

12065 Lebanon Rd.
Mt. Juliet, TN 37122
(615) 758-5858
1-800-767-5859
Fax (615) 758-5859

Tax I.D. 62-0814289

Est. 1970

November 27, 2013

Analyte	Laboratory Control Sample Duplicate				Limit	RPD	Limit	Batch
	Units	Result	Ref	%Rec				
Decachlorobiphenyl				116.0	21-147			
Tetrachloro-m-xylene				117.0	35-130			
Diesel (C12-C24)	mg/kg	31.2	24.4	104.	50-150	24.3*	20	WG693577
Motor Oil (C24-C30)	mg/kg	26.3	21.8	88.0	50-150	18.7	20	WG693577
o-Terphenyl				100.0	50-150			WG693577
Diesel (C12-C24)	mg/l	0.672	0.745	90.0	50-150	10.4	20	WG693743
Motor Oil (C24-C30)	mg/l	0.577	0.675	77.0	50-150	15.7	20	WG693743
o-Terphenyl				85.20	50-150			WG693743
1,1,1,2-Tetrachloroethane	mg/l	0.0213	0.0229	85.0	74.2-124	7.48	20	WG694318
1,1,1-Trichloroethane	mg/l	0.0203	0.0237	81.0	73.2-123	15.2	20	WG694318
1,1,2,2-Tetrachloroethane	mg/l	0.0221	0.0268	88.0	70.7-122	19.3	20	WG694318
1,1,2-Trichloroethane	mg/l	0.0229	0.0271	92.0	77.7-118	16.9	20	WG694318
1,1,2-Trichlorotrifluoroethane	mg/l	0.0227	0.0265	91.0	67.2-143	15.7	20	WG694318
1,1-Dichloroethane	mg/l	0.0213	0.0239	85.0	70.7-126	11.8	20	WG694318
1,1-Dichloroethene	mg/l	0.0208	0.0243	83.0	67.8-129	15.6	20	WG694318
1,1-Dichloropropane	mg/l	0.0206	0.0245	82.0	73.1-125	17.5	20	WG694318
1,2,3-Trichlorobenzene	mg/l	0.0213	0.0238	85.0	64.9-135	10.8	20	WG694318
1,2,3-Trichloropropane	mg/l	0.0236	0.0274	94.0	71.8-121	14.5	20	WG694318
1,2,3-Trimethylbenzene	mg/l	0.0195	0.0215	78.0	72.3-116	9.36	20	WG694318
1,2,4-Trichlorobenzene	mg/l	0.0220	0.0237	88.0	69.7-136	7.31	20	WG694318
1,2,4-Trimethylbenzene	mg/l	0.0217	0.0235	87.0	75-123	8.16	20	WG694318
1,2-Dibromo-3-Chloropropane	mg/l	0.0187	0.0264	75.0	65.4-128	34.3*	20	WG694318
1,2-Dibromoethane	mg/l	0.0220	0.0256	88.0	76.6-121	15.2	20	WG694318
1,2-Dichlorobenzene	mg/l	0.0220	0.0239	88.0	78.4-117	8.33	20	WG694318
1,2-Dichloroethane	mg/l	0.0205	0.0238	82.0	68.8-124	14.9	20	WG694318
1,2-Dichloropropane	mg/l	0.0213	0.0240	85.0	76.5-119	11.8	20	WG694318
1,3,5-Trimethylbenzene	mg/l	0.0225	0.0249	90.0	75.6-124	9.92	20	WG694318
1,3-Dichlorobenzene	mg/l	0.0222	0.0241	89.0	70.8-128	8.37	20	WG694318
1,3-Dichloropropane	mg/l	0.0216	0.0254	86.0	77.4-117	16.0	20	WG694318
1,4-Dichlorobenzene	mg/l	0.0217	0.0232	87.0	78.8-115	6.55	20	WG694318
2,2-Dichloropropane	mg/l	0.0193	0.0217	77.0	62.4-133	11.5	20	WG694318
2-Butanone (MEK)	mg/l	0.109	0.165	87.0	55-149	40.8*	20	WG694318
2-Chloroethyl vinyl ether	mg/l	0.112	0.142	90.0	43.8-150	23.7*	20	WG694318
2-Chlorotoluene	mg/l	0.0216	0.0229	86.0	74.7-122	5.52	20	WG694318
4-Chlorotoluene	mg/l	0.0214	0.0231	86.0	77.5-120	7.60	20	WG694318
4-Methyl-2-pentanone (MIBK)	mg/l	0.111	0.157	89.0	70.5-133	33.7*	20	WG694318
Acetone	mg/l	0.106	0.155	85.0	35.6-163	37.2*	23.9	WG694318
Acrolein	mg/l	0.109	0.147	87.0	10-190	29.6*	28.1	WG694318
Acrylonitrile	mg/l	0.119	0.165	96.0	55.2-130	32.0*	20	WG694318
Benzene	mg/l	0.0212	0.0241	85.0	74.8-121	12.7	20	WG694318
Bromobenzene	mg/l	0.0212	0.0233	85.0	77.5-116	9.36	20	WG694318
Bromodichloromethane	mg/l	0.0192	0.0218	77.0	75.1-116	12.4	20	WG694318
Bromoform	mg/l	0.0202	0.0247	81.0	67.5-130	19.8	20	WG694318
Bromomethane	mg/l	0.0263	0.0307	105.	49.9-162	15.4	20	WG694318
Carbon tetrachloride	mg/l	0.0200	0.0236	80.0	70.2-123	16.3	20	WG694318
Chlorobenzene	mg/l	0.0232	0.0250	93.0	78.1-119	7.40	20	WG694318
Chlorodibromomethane	mg/l	0.0202	0.0225	81.0	74-121	10.5	20	WG694318
Chloroethane	mg/l	0.0266	0.0303	106.	61.7-135	13.3	20	WG694318
Chloroform	mg/l	0.0217	0.0248	87.0	76-121	13.3	20	WG694318
Chloromethane	mg/l	0.0203	0.0237	81.0	61.5-129	15.5	20	WG694318
cis-1,2-Dichloroethene	mg/l	0.0207	0.0237	83.0	76-119	13.3	20	WG694318
cis-1,3-Dichloropropene	mg/l	0.0205	0.0234	82.0	78.2-120	13.4	20	WG694318
Di-isopropyl ether	mg/l	0.0212	0.0236	85.0	65.6-132	10.9	20	WG694318
Dibromomethane	mg/l	0.0214	0.0257	86.0	79.5-118	18.3	20	WG694318
Dichlorodifluoromethane	mg/l	0.0204	0.0245	81.0	54.8-135	18.3	20	WG694318

* Performance of this Analyte is outside of established criteria.

For additional information, please see Attachment A 'List of Analytes with QC Qualifiers.'



YOUR LAB OF CHOICE

Jeld-Wen
 Chris Kramer (SLR)
 1800 Blankenship Road, Suite 440
 West Linn, OR 97068

Quality Assurance Report
 Level II
 L669761

12065 Lebanon Rd.
 Mt. Juliet, TN 37122
 (615) 758-5858
 1-800-767-5859
 Fax (615) 758-5859

Tax I.D. 62-0814289

Est. 1970

November 27, 2013

Analyte	Units	Laboratory Control Sample Duplicate			Limit	RPD	Limit	Batch
		Result	Ref	%Rec				
Ethylbenzene	mg/l	0.0225	0.0249	90.0	78.8-122	9.97	20	WG694318
Hexachloro-1,3-butadiene	mg/l	0.0189	0.0216	76.0	64.7-129	13.1	20	WG694318
Isopropylbenzene	mg/l	0.0244	0.0267	98.0	78.6-132	8.74	20	WG694318
Methyl tert-butyl ether	mg/l	0.0211	0.0261	84.0	71.2-126	21.2*	20	WG694318
Methylene Chloride	mg/l	0.0228	0.0260	91.0	70.3-120	13.3	20	WG694318
n-Butylbenzene	mg/l	0.0204	0.0223	81.0	76.2-126	9.21	20	WG694318
n-Propylbenzene	mg/l	0.0218	0.0243	87.0	78.2-122	10.9	20	WG694318
Naphthalene	mg/l	0.0218	0.0273	87.0	68.4-128	22.5*	20	WG694318
p-Isopropyltoluene	mg/l	0.0219	0.0243	87.0	74-131	10.4	20	WG694318
sec-Butylbenzene	mg/l	0.0224	0.0250	89.0	74.4-127	11.1	20	WG694318
Styrene	mg/l	0.0233	0.0258	93.0	80.4-126	10.2	20	WG694318
tert-Butylbenzene	mg/l	0.0229	0.0263	92.0	75.3-126	13.7	20	WG694318
Tetrachloroethene	mg/l	0.0210	0.0243	84.0	72.6-126	14.8	20	WG694318
Toluene	mg/l	0.0225	0.0264	90.0	79.7-116	16.3	20	WG694318
trans-1,2-Dichloroethene	mg/l	0.0232	0.0271	93.0	72.6-121	15.5	20	WG694318
trans-1,3-Dichloropropene	mg/l	0.0187	0.0221	75.0	74.3-123	17.0	20	WG694318
Trichloroethene	mg/l	0.0216	0.0243	86.0	77.7-118	11.8	20	WG694318
Trichlorofluoromethane	mg/l	0.0221	0.0261	88.0	63.5-135	16.9	20	WG694318
Vinyl chloride	mg/l	0.0214	0.0249	85.0	65.9-128	15.5	20	WG694318
Xylenes, Total	mg/l	0.0670	0.0740	89.0	78.7-121	9.91	20	WG694318
4-Bromofluorobenzene				98.00	71-126			WG694318
Dibromofluoromethane				101.0	78.3-121			WG694318
Toluene-d8				103.0	88.5-111			WG694318
1,1,1,2-Tetrachloroethane	mg/l	0.0223	0.0218	89.0	74.2-124	2.42	20	WG693787
1,1,1-Trichloroethane	mg/l	0.0206	0.0206	82.0	73.2-123	0.100	20	WG693787
1,1,2,2-Tetrachloroethane	mg/l	0.0224	0.0232	90.0	70.7-122	3.47	20	WG693787
1,1,2-Trichloroethane	mg/l	0.0238	0.0240	95.0	77.7-118	0.740	20	WG693787
1,1,2-Trichlorotrifluoroethane	mg/l	0.0231	0.0240	92.0	67.2-143	3.84	20	WG693787
1,1-Dichloroethane	mg/l	0.0216	0.0218	86.0	70.7-126	0.730	20	WG693787
1,1-Dichloropropene	mg/l	0.0208	0.0209	83.0	67.8-129	0.670	20	WG693787
1,1-Dichlorobenzene	mg/l	0.0207	0.0214	83.0	73.1-125	3.38	20	WG693787
1,2,3-Trichlorobenzene	mg/l	0.0226	0.0239	90.0	64.9-135	5.78	20	WG693787
1,2,3-Trichloropropane	mg/l	0.0233	0.0241	93.0	71.8-121	3.62	20	WG693787
1,2,3-Trimethylbenzene	mg/l	0.0203	0.0205	81.0	72.3-116	1.16	20	WG693787
1,2,4-Trichlorobenzene	mg/l	0.0241	0.0249	96.0	69.7-136	3.50	20	WG693787
1,2,4-Trimethylbenzene	mg/l	0.0228	0.0227	91.0	75-123	0.640	20	WG693787
1,2-Dibromo-3-Chloropropane	mg/l	0.0183	0.0208	73.0	65.4-128	12.7	20	WG693787
1,2-Dibromoethane	mg/l	0.0223	0.0221	89.0	76.6-121	0.740	20	WG693787
1,2-Dichlorobenzene	mg/l	0.0231	0.0234	92.0	78.4-117	1.62	20	WG693787
1,2-Dichloroethane	mg/l	0.0208	0.0209	83.0	68.8-124	0.630	20	WG693787
1,2-Dichloropropane	mg/l	0.0213	0.0225	85.0	76.5-119	5.55	20	WG693787
1,3,5-Trimethylbenzene	mg/l	0.0239	0.0237	96.0	75.6-124	0.610	20	WG693787
1,3-Dichlorobenzene	mg/l	0.0237	0.0238	95.0	70.8-128	0.400	20	WG693787
1,3-Dichloropropane	mg/l	0.0225	0.0228	90.0	77.4-117	1.22	20	WG693787
1,4-Dichlorobenzene	mg/l	0.0227	0.0231	91.0	78.8-115	1.94	20	WG693787
2,2-Dichloropropane	mg/l	0.0199	0.0203	80.0	62.4-133	2.01	20	WG693787
2-Butanone (MEK)	mg/l	0.104	0.116	83.0	55-149	10.2	20	WG693787
2-Chloroethyl vinyl ether	mg/l	0.111	0.114	88.0	43.8-150	3.03	20	WG693787
2-Chlorotoluene	mg/l	0.0231	0.0222	92.0	74.7-122	3.91	20	WG693787
4-Chlorotoluene	mg/l	0.0227	0.0226	91.0	77.5-120	0.410	20	WG693787
4-Methyl-2-pentanone (MIBK)	mg/l	0.104	0.117	83.0	70.5-133	12.4	20	WG693787
Acetone	mg/l	0.0957	0.109	76.0	35.6-163	13.2	23.9	WG693787
Acrolein	mg/l	0.132	0.154	106.	10-190	15.3	28.1	WG693787
Acrylonitrile	mg/l	0.112	0.125	89.0	55.2-130	10.9	20	WG693787
Benzene	mg/l	0.0221	0.0219	88.0	74.8-121	0.940	20	WG693787
Bromobenzene	mg/l	0.0223	0.0223	89.0	77.5-116	0.120	20	WG693787
Bromodichloromethane	mg/l	0.0195	0.0199	78.0	75.1-116	1.99	20	WG693787

* Performance of this Analyte is outside of established criteria.

For additional information, please see Attachment A 'List of Analytes with QC Qualifiers.'



YOUR LAB OF CHOICE

Jeld-Wen
Chris Kramer (SLR)
1800 Blankenship Road, Suite 440
West Linn, OR 97068

Quality Assurance Report
Level II

L669761

12065 Lebanon Rd.
Mt. Juliet, TN 37122
(615) 758-5858
1-800-767-5859
Fax (615) 758-5859

Tax I.D. 62-0814289

Est. 1970

November 27, 2013

Analyte	Units	Laboratory Control Sample Duplicate			Limit	RPD	Limit	Batch
		Result	Ref	%Rec				
Bromoform	mg/l	0.0211	0.0214	84.0	67.5-130	1.76	20	WG693787
Bromomethane	mg/l	0.0266	0.0271	106.	49.9-162	1.60	20	WG693787
Carbon tetrachloride	mg/l	0.0201	0.0205	80.0	70.2-123	1.96	20	WG693787
Chlorobenzene	mg/l	0.0244	0.0241	98.0	78.1-119	1.60	20	WG693787
Chlorodibromomethane	mg/l	0.0208	0.0212	83.0	74-121	1.80	20	WG693787
Chloroethane	mg/l	0.0266	0.0271	106.	61.7-135	2.00	20	WG693787
Chloroform	mg/l	0.0223	0.0224	89.0	76-121	0.180	20	WG693787
Chloromethane	mg/l	0.0205	0.0205	82.0	61.5-129	0.320	20	WG693787
cis-1,2-Dichloroethene	mg/l	0.0216	0.0222	86.0	76-119	2.36	20	WG693787
cis-1,3-Dichloropropene	mg/l	0.0207	0.0208	83.0	78.2-120	0.310	20	WG693787
Di-isopropyl ether	mg/l	0.0216	0.0220	86.0	65.6-132	1.88	20	WG693787
Dibromomethane	mg/l	0.0221	0.0229	88.0	79.5-118	3.34	20	WG693787
Dichlorodifluoromethane	mg/l	0.0194	0.0197	77.0	54.8-135	1.69	20	WG693787
Ethylbenzene	mg/l	0.0234	0.0233	93.0	78.8-122	0.140	20	WG693787
Hexachloro-1,3-butadiene	mg/l	0.0199	0.0195	80.0	64.7-129	2.13	20	WG693787
Isopropylbenzene	mg/l	0.0252	0.0252	101.	78.6-132	0.110	20	WG693787
Methyl tert-butyl ether	mg/l	0.0207	0.0225	83.0	71.2-126	8.45	20	WG693787
Methylene Chloride	mg/l	0.0237	0.0241	95.0	70.3-120	1.67	20	WG693787
n-Butylbenzene	mg/l	0.0218	0.0220	87.0	76.2-126	1.26	20	WG693787
n-Propylbenzene	mg/l	0.0230	0.0231	92.0	78.2-122	0.440	20	WG693787
Naphthalene	mg/l	0.0214	0.0232	85.0	68.4-128	8.29	20	WG693787
p-Isopropyltoluene	mg/l	0.0232	0.0229	93.0	74-131	1.39	20	WG693787
sec-Butylbenzene	mg/l	0.0236	0.0234	94.0	74.4-127	0.890	20	WG693787
Styrene	mg/l	0.0249	0.0246	100.	80.4-126	1.34	20	WG693787
tert-Butylbenzene	mg/l	0.0242	0.0240	97.0	75.3-126	0.690	20	WG693787
Tetrachloroethene	mg/l	0.0226	0.0228	90.0	72.6-126	0.870	20	WG693787
Toluene	mg/l	0.0223	0.0228	89.0	79.7-116	2.20	20	WG693787
trans-1,2-Dichloroethene	mg/l	0.0231	0.0240	92.0	72.6-121	3.67	20	WG693787
trans-1,3-Dichloropropene	mg/l	0.0189	0.0188	75.0	74.3-123	0.340	20	WG693787
Trichloroethene	mg/l	0.0213	0.0218	85.0	77.7-118	2.22	20	WG693787
Trichlorofluoromethane	mg/l	0.0224	0.0230	90.0	63.5-135	2.42	20	WG693787
Vinyl chloride	mg/l	0.0208	0.0213	83.0	65.9-128	2.53	20	WG693787
Xylenes, Total	mg/l	0.0692	0.0695	92.0	78.7-121	0.320	20	WG693787
4-Bromofluorobenzene				98.40	71-126			WG693787
Dibromofluoromethane				102.0	78.3-121			WG693787
Toluene-d8				103.0	88.5-111			WG693787

Analyte	Units	Matrix Spike				Limit	Ref Samp	Batch
		MS Res	Ref Res	TV	% Rec			
1-Methylnaphthalene	mg/kg	0.0780	0.000610	.08	96.8	58.9-123	L669854-02	WG693584
2-Chloronaphthalene	mg/kg	0.0704	0.	.08	88.0	61.6-120	L669854-02	WG693584
2-Methylnaphthalene	mg/kg	0.0790	0.000987	.08	97.6	50.7-129	L669854-02	WG693584
Acenaphthene	mg/kg	0.0688	0.	.08	86.1	51.6-124	L669854-02	WG693584
Acenaphthylene	mg/kg	0.0716	0.	.08	89.6	58.3-126	L669854-02	WG693584
Anthracene	mg/kg	0.0645	0.	.08	80.6	47.9-137	L669854-02	WG693584
Benzo(a)anthracene	mg/kg	0.0687	0.000922	.08	84.8	34.2-138	L669854-02	WG693584
Benzo(a)pyrene	mg/kg	0.0644	0.	.08	80.5	34.6-133	L669854-02	WG693584
Benzo(b)fluoranthene	mg/kg	0.0629	0.	.08	78.6	19.8-142	L669854-02	WG693584
Benzo(g,h,i)perylene	mg/kg	0.0650	0.000828	.08	80.3	20-149	L669854-02	WG693584
Benzo(k)fluoranthene	mg/kg	0.0631	0.	.08	78.8	32.1-137	L669854-02	WG693584
Chrysene	mg/kg	0.0673	0.000935	.08	83.0	36.6-137	L669854-02	WG693584
Dibenz(a,h)anthracene	mg/kg	0.0611	0.	.08	76.3	27.1-145	L669854-02	WG693584
Fluoranthene	mg/kg	0.0823	0.00331	.08	98.7	39.8-141	L669854-02	WG693584
Fluorene	mg/kg	0.0706	0.	.08	88.3	42.5-130	L669854-02	WG693584
Indeno(1,2,3-cd)pyrene	mg/kg	0.0626	0.	.08	78.3	19-151	L669854-02	WG693584
Naphthalene	mg/kg	0.0746	0.00153	.08	91.4	40.6-135	L669854-02	WG693584
Phenanthrene	mg/kg	0.0689	0.000564	.08	85.5	39.7-129	L669854-02	WG693584
Pyrene	mg/kg	0.0693	0.00288	.08	83.1	31.5-141	L669854-02	WG693584

* Performance of this Analyte is outside of established criteria.
For additional information, please see Attachment A 'List of Analytes with QC Qualifiers.'



YOUR LAB OF CHOICE

Jeld-Wen
Chris Kramer (SLR)
1800 Blankenship Road, Suite 440
West Linn, OR 97068

Quality Assurance Report
Level II
L669761

12065 Lebanon Rd.
Mt. Juliet, TN 37122
(615) 758-5858
1-800-767-5859
Fax (615) 758-5859

Tax I.D. 62-0814289

Est. 1970

November 27, 2013

Table with columns: Analyte, Units, MS Res, Matrix Spike (Ref Res, TV), % Rec, Limit, Ref Samp, Batch. Lists various chemical analytes and their corresponding test results.

* Performance of this Analyte is outside of established criteria.

For additional information, please see Attachment A 'List of Analytes with QC Qualifiers.'



YOUR LAB OF CHOICE

Jeld-Wen
 Chris Kramer (SLR)
 1800 Blankenship Road, Suite 440
 West Linn, OR 97068

Quality Assurance Report
 Level II
 L669761

12065 Lebanon Rd.
 Mt. Juliet, TN 37122
 (615) 758-5858
 1-800-767-5859
 Fax (615) 758-5859

Tax I.D. 62-0814289

Est. 1970

November 27, 2013

Analyte	Units	MS Res	Matrix Spike		% Rec	Limit	Ref Samp	Batch
			Ref Res	TV				
Trichloroethene	mg/kg	0.133	0.0	.025	110.	44.1-149	L669753-01	WG693528
Trichlorofluoromethane	mg/kg	0.143	0.0	.025	110.	49.6-145	L669753-01	WG693528
Vinyl chloride	mg/kg	0.126	0.0	.025	100.	47.8-137	L669753-01	WG693528
Xylenes, Total	mg/kg	0.396	0.0	.075	110.	63.3-131	L669753-01	WG693528
4-Bromofluorobenzene					94.50	71-126		WG693528
Dibromofluoromethane					95.30	78.3-121		WG693528
Toluene-d8					101.0	88.5-111		WG693528
PCB 1016	mg/kg	0.158	0.0	.167	95.0	23.5-134	L669761-06	WG693592
PCB 1260	mg/kg	0.169	0.0	.167	100.	16.1-139	L669761-06	WG693592
Decachlorobiphenyl					106.0	10-145		WG693592
Tetrachloro-m-xylene					103.0	21.1-148		WG693592
PCB 1016	mg/kg	0.171	0.0	.167	100.	10-165	L669783-02	WG693852
PCB 1260	mg/kg	0.187	0.0	.167	110.	29-154	L669783-02	WG693852
Decachlorobiphenyl					77.80	21-147		WG693852
Tetrachloro-m-xylene					105.0	35-130		WG693852
1,1,1,2-Tetrachloroethane	mg/l	0.0232	0.0	.025	93.0	64-128	L669761-02	WG694318
1,1,1-Trichloroethane	mg/l	0.0242	0.0	.025	97.0	58.7-134	L669761-02	WG694318
1,1,2,2-Tetrachloroethane	mg/l	0.0246	0.0	.025	99.0	56-132	L669761-02	WG694318
1,1,2-Trichloroethane	mg/l	0.0253	0.0	.025	100.	66.3-125	L669761-02	WG694318
1,1,2-Trichlorotrifluoroethane	mg/l	0.0281	0.0	.025	110.	54.8-154	L669761-02	WG694318
1,1-Dichloroethane	mg/l	0.0243	0.0	.025	97.0	58.5-132	L669761-02	WG694318
1,1-Dichloroethene	mg/l	0.0228	0.0	.025	91.0	51.1-140	L669761-02	WG694318
1,1-Dichloropropene	mg/l	0.0231	0.0	.025	92.0	57.3-136	L669761-02	WG694318
1,2,3-Trichlorobenzene	mg/l	0.0249	0.0	.025	100.	59.1-138	L669761-02	WG694318
1,2,3-Trichloropropane	mg/l	0.0266	0.0	.025	110.	61.4-128	L669761-02	WG694318
1,2,3-Trimethylbenzene	mg/l	0.0207	0.0	.025	83.0	61.3-122	L669761-02	WG694318
1,2,4-Trichlorobenzene	mg/l	0.0249	0.0	.025	100.	63.6-143	L669761-02	WG694318
1,2,4-Trimethylbenzene	mg/l	0.0235	0.0	.025	94.0	57.4-137	L669761-02	WG694318
1,2-Dibromo-3-Chloropropane	mg/l	0.0229	0.0	.025	92.0	57.3-136	L669761-02	WG694318
1,2-Dibromoethane	mg/l	0.0239	0.0	.025	95.0	67.1-125	L669761-02	WG694318
1,2-Dichlorobenzene	mg/l	0.0233	0.0	.025	93.0	68.2-123	L669761-02	WG694318
1,2-Dichloroethane	mg/l	0.0237	0.0	.025	95.0	60-126	L669761-02	WG694318
1,2-Dichloropropane	mg/l	0.0231	0.0	.025	92.0	64.2-123	L669761-02	WG694318
1,3,5-Trimethylbenzene	mg/l	0.0249	0.0	.025	100.	63.6-132	L669761-02	WG694318
1,3-Dichlorobenzene	mg/l	0.0239	0.0	.025	96.0	63.1-131	L669761-02	WG694318
1,3-Dichloropropane	mg/l	0.0238	0.0	.025	95.0	67.9-121	L669761-02	WG694318
1,4-Dichlorobenzene	mg/l	0.0226	0.0	.025	90.0	68.6-123	L669761-02	WG694318
2,2-Dichloropropane	mg/l	0.0233	0.0	.025	93.0	50.5-144	L669761-02	WG694318
2-Butanone (MEK)	mg/l	0.143	0.0	.125	110.	22.4-138	L669761-02	WG694318
2-Chloroethyl vinyl ether	mg/l	0.115	0.0	.125	92.0	10-155	L669761-02	WG694318
2-Chlorotoluene	mg/l	0.0227	0.0	.025	91.0	63.6-128	L669761-02	WG694318
4-Chlorotoluene	mg/l	0.0234	0.0	.025	94.0	65.7-127	L669761-02	WG694318
4-Methyl-2-pentanone (MIBK)	mg/l	0.133	0.0	.125	110.	60.8-140	L669761-02	WG694318
Acetone	mg/l	0.156	0.00543	.125	120.	10-130	L669761-02	WG694318
Acrolein	mg/l	0.183	0.0	.125	150.	10-200	L669761-02	WG694318
Acrylonitrile	mg/l	0.133	0.0	.125	110.	49.4-133	L669761-02	WG694318
Benzene	mg/l	0.0236	0.0	.025	94.0	54.3-133	L669761-02	WG694318
Bromobenzene	mg/l	0.0227	0.0	.025	91.0	63.9-124	L669761-02	WG694318
Bromodichloromethane	mg/l	0.0211	0.0	.025	84.0	63.9-121	L669761-02	WG694318
Bromoform	mg/l	0.0233	0.0	.025	93.0	59.5-134	L669761-02	WG694318
Bromomethane	mg/l	0.0239	0.0	.025	96.0	41.7-155	L669761-02	WG694318
Carbon tetrachloride	mg/l	0.0231	0.0	.025	92.0	55.7-134	L669761-02	WG694318
Chlorobenzene	mg/l	0.0244	0.0	.025	98.0	67-125	L669761-02	WG694318

* Performance of this Analyte is outside of established criteria.
 For additional information, please see Attachment A 'List of Analytes with QC Qualifiers.'



YOUR LAB OF CHOICE

Jeld-Wen
 Chris Kramer (SLR)
 1800 Blankenship Road, Suite 440
 West Linn, OR 97068

Quality Assurance Report
 Level II
 L669761

12065 Lebanon Rd.
 Mt. Juliet, TN 37122
 (615) 758-5858
 1-800-767-5859
 Fax (615) 758-5859

Tax I.D. 62-0814289

Est. 1970

November 27, 2013

Analyte	Units	MS Res	Matrix Spike		% Rec	Limit	Ref Samp	Batch
			Ref Res	TV				
Chlorodibromomethane	mg/l	0.0219	0.0	.025	88.0	64.3-125	L669761-02	WG694318
Chloroethane	mg/l	0.0314	0.0	.025	130.	51.5-136	L669761-02	WG694318
Chloroform	mg/l	0.0251	0.0	.025	100.	63-129	L669761-02	WG694318
Chloromethane	mg/l	0.0210	0.0	.025	84.0	42.4-135	L669761-02	WG694318
cis-1,2-Dichloroethene	mg/l	0.0240	0.0	.025	96.0	59.2-129	L669761-02	WG694318
cis-1,3-Dichloropropene	mg/l	0.0211	0.0	.025	84.0	66.4-125	L669761-02	WG694318
Di-isopropyl ether	mg/l	0.0237	0.0	.025	95.0	56.9-136	L669761-02	WG694318
Dibromomethane	mg/l	0.0246	0.0	.025	98.0	68.2-124	L669761-02	WG694318
Dichlorodifluoromethane	mg/l	0.0247	0.0	.025	99.0	40.6-144	L669761-02	WG694318
Ethylbenzene	mg/l	0.0241	0.0	.025	97.0	61.4-133	L669761-02	WG694318
Hexachloro-1,3-butadiene	mg/l	0.0212	0.0	.025	85.0	55.1-136	L669761-02	WG694318
Isopropylbenzene	mg/l	0.0265	0.0	.025	110.	66.8-141	L669761-02	WG694318
Methyl tert-butyl ether	mg/l	0.0256	0.0	.025	100.	57.7-134	L669761-02	WG694318
Methylene Chloride	mg/l	0.0253	0.0	.025	100.	58.1-122	L669761-02	WG694318
n-Butylbenzene	mg/l	0.0231	0.0	.025	92.0	62.7-140	L669761-02	WG694318
n-Propylbenzene	mg/l	0.0243	0.0	.025	97.0	65.9-131	L669761-02	WG694318
Naphthalene	mg/l	0.0250	0.000481	.025	98.0	58-135	L669761-02	WG694318
p-Isopropyltoluene	mg/l	0.0252	0.000583	.025	99.0	63.2-139	L669761-02	WG694318
sec-Butylbenzene	mg/l	0.0249	0.0	.025	100.	62.2-136	L669761-02	WG694318
Styrene	mg/l	0.0183	0.0	.025	73.0	66.8-133	L669761-02	WG694318
tert-Butylbenzene	mg/l	0.0255	0.0	.025	100.	63.3-134	L669761-02	WG694318
Tetrachloroethene	mg/l	0.0241	0.0	.025	96.0	53-139	L669761-02	WG694318
Toluene	mg/l	0.0245	0.000390	.025	96.0	61.4-130	L669761-02	WG694318
trans-1,2-Dichloroethene	mg/l	0.0272	0.0	.025	110.	56.5-129	L669761-02	WG694318
trans-1,3-Dichloropropene	mg/l	0.0199	0.0	.025	80.0	64.1-128	L669761-02	WG694318
Trichloroethene	mg/l	0.0244	0.0	.025	98.0	44.1-149	L669761-02	WG694318
Trichlorofluoromethane	mg/l	0.0270	0.0	.025	110.	49.6-145	L669761-02	WG694318
Vinyl chloride	mg/l	0.0244	0.0	.025	98.0	47.8-137	L669761-02	WG694318
Xylenes, Total	mg/l	0.0715	0.0	.075	95.0	63.3-131	L669761-02	WG694318
4-Bromofluorobenzene					98.60	71-126		WG694318
Dibromofluoromethane					109.0	78.3-121		WG694318
Toluene-d8					105.0	88.5-111		WG694318
1,1,1,2-Tetrachloroethane	mg/l	0.0213	0.0	.025	85.0	64-128	L669832-02	WG693787
1,1,1-Trichloroethane	mg/l	0.0213	0.0	.025	85.0	58.7-134	L669832-02	WG693787
1,1,2,2-Tetrachloroethane	mg/l	0.0227	0.0	.025	91.0	56-132	L669832-02	WG693787
1,1,2-Trichloroethane	mg/l	0.0238	0.0	.025	95.0	66.3-125	L669832-02	WG693787
1,1,2-Trichlorotrifluoroethane	mg/l	0.0241	0.0	.025	96.0	54.8-154	L669832-02	WG693787
1,1-Dichloroethane	mg/l	0.0219	0.0	.025	87.0	58.5-132	L669832-02	WG693787
1,1-Dichloroethene	mg/l	0.0205	0.0	.025	82.0	51.1-140	L669832-02	WG693787
1,1-Dichloropropene	mg/l	0.0212	0.0	.025	85.0	57.3-136	L669832-02	WG693787
1,2,3-Trichlorobenzene	mg/l	0.0232	0.0	.025	93.0	59.1-138	L669832-02	WG693787
1,2,3-Trichloropropane	mg/l	0.0233	0.0	.025	93.0	61.4-128	L669832-02	WG693787
1,2,3-Trimethylbenzene	mg/l	0.0206	0.0	.025	82.0	61.3-122	L669832-02	WG693787
1,2,4-Trichlorobenzene	mg/l	0.0246	0.0	.025	99.0	63.6-143	L669832-02	WG693787
1,2,4-Trimethylbenzene	mg/l	0.0225	0.0	.025	90.0	57.4-137	L669832-02	WG693787
1,2-Dibromo-3-Chloropropane	mg/l	0.0199	0.0	.025	80.0	57.3-136	L669832-02	WG693787
1,2-Dibromoethane	mg/l	0.0218	0.0	.025	87.0	67.1-125	L669832-02	WG693787
1,2-Dichlorobenzene	mg/l	0.0233	0.0	.025	93.0	68.2-123	L669832-02	WG693787
1,2-Dichloroethane	mg/l	0.0213	0.0	.025	85.0	60-126	L669832-02	WG693787
1,2-Dichloropropane	mg/l	0.0222	0.0	.025	89.0	64.2-123	L669832-02	WG693787
1,3,5-Trimethylbenzene	mg/l	0.0235	0.0	.025	94.0	63.6-132	L669832-02	WG693787
1,3-Dichlorobenzene	mg/l	0.0235	0.0	.025	94.0	63.1-131	L669832-02	WG693787
1,3-Dichloropropane	mg/l	0.0221	0.0	.025	88.0	67.9-121	L669832-02	WG693787
1,4-Dichlorobenzene	mg/l	0.0231	0.0	.025	92.0	68.6-123	L669832-02	WG693787
2,2-Dichloropropane	mg/l	0.0218	0.0	.025	87.0	50.5-144	L669832-02	WG693787
2-Butanone (MEK)	mg/l	0.126	0.0	.125	100.	22.4-138	L669832-02	WG693787
2-Chloroethyl vinyl ether	mg/l	0.0563	0.0	.125	45.0	10-155	L669832-02	WG693787

* Performance of this Analyte is outside of established criteria.
 For additional information, please see Attachment A 'List of Analytes with QC Qualifiers.'



YOUR LAB OF CHOICE

Jeld-Wen
 Chris Kramer (SLR)
 1800 Blankenship Road, Suite 440
 West Linn, OR 97068

Quality Assurance Report
 Level II
 L669761

12065 Lebanon Rd.
 Mt. Juliet, TN 37122
 (615) 758-5858
 1-800-767-5859
 Fax (615) 758-5859

Tax I.D. 62-0814289

Est. 1970

November 27, 2013

Analyte	Units	MS Res	Matrix Spike		% Rec	Limit	Ref Samp	Batch
			Ref Res	TV				
2-Chlorotoluene	mg/l	0.0222	0.0	.025	89.0	63.6-128	L669832-02	WG693787
4-Chlorotoluene	mg/l	0.0225	0.0	.025	90.0	65.7-127	L669832-02	WG693787
4-Methyl-2-pentanone (MIBK)	mg/l	0.113	0.0	.125	90.0	60.8-140	L669832-02	WG693787
Acetone	mg/l	0.108	0.00532	.125	82.0	10-130	L669832-02	WG693787
Acrolein	mg/l	0.234	0.0	.125	190.	10-200	L669832-02	WG693787
Acrylonitrile	mg/l	0.123	0.0	.125	98.0	49.4-133	L669832-02	WG693787
Benzene	mg/l	0.0215	0.0	.025	86.0	54.3-133	L669832-02	WG693787
Bromobenzene	mg/l	0.0223	0.0	.025	89.0	63.9-124	L669832-02	WG693787
Bromodichloromethane	mg/l	0.0200	0.0	.025	80.0	63.9-121	L669832-02	WG693787
Bromoform	mg/l	0.0213	0.0	.025	85.0	59.5-134	L669832-02	WG693787
Bromomethane	mg/l	0.0239	0.0	.025	96.0	41.7-155	L669832-02	WG693787
Carbon tetrachloride	mg/l	0.0211	0.0	.025	84.0	55.7-134	L669832-02	WG693787
Chlorobenzene	mg/l	0.0232	0.0	.025	93.0	67-125	L669832-02	WG693787
Chlorodibromomethane	mg/l	0.0205	0.0	.025	82.0	64.3-125	L669832-02	WG693787
Chloroethane	mg/l	0.0248	0.0	.025	99.0	51.5-136	L669832-02	WG693787
Chloroform	mg/l	0.0227	0.0	.025	91.0	63-129	L669832-02	WG693787
Chloromethane	mg/l	0.0175	0.0	.025	70.0	42.4-135	L669832-02	WG693787
cis-1,2-Dichloroethene	mg/l	0.0218	0.0	.025	87.0	59.2-129	L669832-02	WG693787
cis-1,3-Dichloropropene	mg/l	0.0205	0.0	.025	82.0	66.4-125	L669832-02	WG693787
Di-isopropyl ether	mg/l	0.0220	0.0	.025	88.0	56.9-136	L669832-02	WG693787
Dibromomethane	mg/l	0.0225	0.0	.025	90.0	68.2-124	L669832-02	WG693787
Dichlorodifluoromethane	mg/l	0.0191	0.0	.025	76.0	40.6-144	L669832-02	WG693787
Ethylbenzene	mg/l	0.0224	0.0	.025	90.0	61.4-133	L669832-02	WG693787
Hexachloro-1,3-butadiene	mg/l	0.0205	0.0	.025	82.0	55.1-136	L669832-02	WG693787
Isopropylbenzene	mg/l	0.0251	0.0	.025	100.	66.8-141	L669832-02	WG693787
Methyl tert-butyl ether	mg/l	0.0225	0.0	.025	90.0	57.7-134	L669832-02	WG693787
Methylene Chloride	mg/l	0.0231	0.000763	.025	90.0	58.1-122	L669832-02	WG693787
n-Butylbenzene	mg/l	0.0228	0.0	.025	91.0	62.7-140	L669832-02	WG693787
n-Propylbenzene	mg/l	0.0230	0.0	.025	92.0	65.9-131	L669832-02	WG693787
Naphthalene	mg/l	0.0222	0.0	.025	89.0	58-135	L669832-02	WG693787
p-Isopropyltoluene	mg/l	0.0234	0.0	.025	94.0	63.2-139	L669832-02	WG693787
sec-Butylbenzene	mg/l	0.0239	0.0	.025	96.0	62.2-136	L669832-02	WG693787
Styrene	mg/l	0.0241	0.0	.025	96.0	66.8-133	L669832-02	WG693787
tert-Butylbenzene	mg/l	0.0243	0.0	.025	97.0	63.3-134	L669832-02	WG693787
Tetrachloroethene	mg/l	0.0212	0.0	.025	85.0	53-139	L669832-02	WG693787
Toluene	mg/l	0.0220	0.0	.025	88.0	61.4-130	L669832-02	WG693787
trans-1,2-Dichloroethene	mg/l	0.0227	0.0	.025	91.0	56.5-129	L669832-02	WG693787
trans-1,3-Dichloropropene	mg/l	0.0197	0.0	.025	79.0	64.1-128	L669832-02	WG693787
Trichloroethene	mg/l	0.0213	0.0	.025	85.0	44.1-149	L669832-02	WG693787
Trichlorofluoromethane	mg/l	0.0227	0.0	.025	91.0	49.6-145	L669832-02	WG693787
Vinyl chloride	mg/l	0.0193	0.0	.025	77.0	47.8-137	L669832-02	WG693787
Xylenes, Total	mg/l	0.0670	0.0	.075	89.0	63.3-131	L669832-02	WG693787
4-Bromofluorobenzene					96.10	71-126		WG693787
Dibromofluoromethane					103.0	78.3-121		WG693787
Toluene-d8					103.0	88.5-111		WG693787

Analyte	Units	MSD	Matrix Spike Duplicate		Limit	RPD	Limit	Ref Samp	Batch
			Ref	%Rec					
1-Methylnaphthalene	mg/kg	0.0817	0.0780	101.	58.9-123	4.63	20	L669854-02	WG693584
2-Chloronaphthalene	mg/kg	0.0742	0.0704	92.8	61.6-120	5.21	20	L669854-02	WG693584
2-Methylnaphthalene	mg/kg	0.0843	0.0790	104.	50.7-129	6.40	20	L669854-02	WG693584
Acenaphthene	mg/kg	0.0738	0.0688	92.2	51.6-124	6.96	20	L669854-02	WG693584
Acenaphthylene	mg/kg	0.0738	0.0716	92.2	58.3-126	2.96	20	L669854-02	WG693584
Anthracene	mg/kg	0.0685	0.0645	85.6	47.9-137	6.03	20	L669854-02	WG693584
Benzo(a)anthracene	mg/kg	0.0811	0.0687	100.	34.2-138	16.5	22.8	L669854-02	WG693584
Benzo(a)pyrene	mg/kg	0.0780	0.0644	97.5	34.6-133	19.2	26.3	L669854-02	WG693584
Benzo(b)fluoranthene	mg/kg	0.0788	0.0629	98.5	19.8-142	22.5	30.3	L669854-02	WG693584
Benzo(g,h,i)perylene	mg/kg	0.0789	0.0650	97.6	20-149	19.3	27.1	L669854-02	WG693584

* Performance of this Analyte is outside of established criteria.

For additional information, please see Attachment A 'List of Analytes with QC Qualifiers.'



YOUR LAB OF CHOICE

Jeld-Wen
Chris Kramer (SLR)
1800 Blankenship Road, Suite 440

West Linn, OR 97068

Quality Assurance Report
Level II

L669761

12065 Lebanon Rd.
Mt. Juliet, TN 37122
(615) 758-5858
1-800-767-5859
Fax (615) 758-5859

Tax I.D. 62-0814289

Est. 1970

November 27, 2013

Table with columns: Analyte, Units, MSD, Matrix Spike Ref, Duplicate %Rec, Limit, RPD, Limit Ref, Samp, Batch. Lists various chemical analytes and their associated data points.

* Performance of this Analyte is outside of established criteria.

For additional information, please see Attachment A 'List of Analytes with QC Qualifiers.'



YOUR LAB OF CHOICE

Jeld-Wen
Chris Kramer (SLR)
1800 Blankenship Road, Suite 440

West Linn, OR 97068

Quality Assurance Report
Level II

L669761

12065 Lebanon Rd.
Mt. Juliet, TN 37122
(615) 758-5858
1-800-767-5859
Fax (615) 758-5859

Tax I.D. 62-0814289

Est. 1970

November 27, 2013

Analyte	Units	MSD	Matrix Spike Duplicate		Limit	RPD	Limit	Ref Samp	Batch
			Ref	%Rec					
Dibromomethane	mg/l	0.0247	0.0244	98.8	68.2-124	1.37	20	L669748-21	WG693510
Dichlorodifluoromethane	mg/l	0.0242	0.0248	96.7	40.6-144	2.40	20.2	L669748-21	WG693510
Ethylbenzene	mg/l	0.0270	0.0254	104.	61.4-133	6.12	20	L669748-21	WG693510
Hexachloro-1,3-butadiene	mg/l	0.0255	0.0247	102.	55.1-136	3.17	23.6	L669748-21	WG693510
Isopropylbenzene	mg/l	0.0288	0.0275	115.	66.8-141	4.70	20	L669748-21	WG693510
Methyl tert-butyl ether	mg/l	0.0232	0.0231	92.7	57.7-134	0.300	20	L669748-21	WG693510
Methylene Chloride	mg/l	0.0238	0.0234	93.8	58.1-122	1.52	20	L669748-21	WG693510
n-Butylbenzene	mg/l	0.0298	0.0289	119.	62.7-140	3.02	20.3	L669748-21	WG693510
n-Propylbenzene	mg/l	0.0269	0.0254	106.	65.9-131	5.95	20	L669748-21	WG693510
Naphthalene	mg/l	0.0272	0.0279	106.	58-135	2.57	25.5	L669748-21	WG693510
p-Isopropyltoluene	mg/l	0.0279	0.0266	112.	63.2-139	4.93	20.4	L669748-21	WG693510
sec-Butylbenzene	mg/l	0.0268	0.0255	107.	62.2-136	5.16	20.3	L669748-21	WG693510
Styrene	mg/l	0.0266	0.0247	106.	66.8-133	7.12	20	L669748-21	WG693510
tert-Butylbenzene	mg/l	0.0263	0.0250	105.	63.3-134	4.81	21	L669748-21	WG693510
Tetrachloroethene	mg/l	0.0264	0.0246	105.	53-139	6.76	20	L669748-21	WG693510
Toluene	mg/l	0.0248	0.0238	96.0	61.4-130	3.93	20	L669748-21	WG693510
trans-1,2-Dichloroethene	mg/l	0.0246	0.0244	98.2	56.5-129	0.710	20	L669748-21	WG693510
trans-1,3-Dichloropropene	mg/l	0.0245	0.0237	98.0	64.1-128	3.26	20	L669748-21	WG693510
Trichloroethene	mg/l	0.0244	0.0237	97.6	44.1-149	3.12	20	L669748-21	WG693510
Trichlorofluoromethane	mg/l	0.0292	0.0292	117.	49.6-145	0.0100	21.2	L669748-21	WG693510
Vinyl chloride	mg/l	0.0265	0.0265	106.	47.8-137	0.0800	20	L669748-21	WG693510
Xylenes, Total	mg/l	0.0821	0.0790	110.	63.3-131	3.91	20	L669748-21	WG693510
4-Bromofluorobenzene				90.20	71-126				WG693510
Dibromofluoromethane				103.0	78.3-121				WG693510
Toluene-d8				101.0	88.5-111				WG693510
1,1,1-Trichloroethane	mg/kg	0.125	0.131	100.	58.7-134	4.15	20	L669753-01	WG693528
1,1,2,2-Tetrachloroethane	mg/kg	0.111	0.116	88.5	56-132	4.81	22.2	L669753-01	WG693528
1,1,2-Trichloroethane	mg/kg	0.118	0.121	94.2	66.3-125	2.49	20	L669753-01	WG693528
1,1,2-Trichlorotrifluoroethane	mg/kg	0.127	0.138	101.	54.8-154	8.39	22.5	L669753-01	WG693528
1,1-Dichloroethane	mg/kg	0.118	0.123	94.2	58.5-132	4.62	20	L669753-01	WG693528
1,1-Dichloroethene	mg/kg	0.129	0.137	103.	51.1-140	5.64	20.2	L669753-01	WG693528
1,2,3-Trichlorobenzene	mg/kg	0.0892	0.0940	71.4	59.1-138	5.23	23.7	L669753-01	WG693528
1,2,4-Trichlorobenzene	mg/kg	0.0963	0.103	77.0	63.6-143	6.81	21.9	L669753-01	WG693528
1,2-Dibromo-3-Chloropropane	mg/kg	0.107	0.113	85.7	57.3-136	5.60	27	L669753-01	WG693528
1,2-Dibromoethane	mg/kg	0.113	0.118	90.7	67.1-125	3.99	20	L669753-01	WG693528
1,2-Dichlorobenzene	mg/kg	0.119	0.124	95.4	68.2-123	3.68	20	L669753-01	WG693528
1,2-Dichloroethane	mg/kg	0.116	0.120	92.8	60-126	3.25	20	L669753-01	WG693528
1,2-Dichloropropane	mg/kg	0.119	0.124	95.0	64.2-123	4.40	20	L669753-01	WG693528
1,3-Dichlorobenzene	mg/kg	0.121	0.125	96.9	63.1-131	3.06	20	L669753-01	WG693528
1,4-Dichlorobenzene	mg/kg	0.116	0.123	92.8	68.6-123	6.10	20	L669753-01	WG693528
2-Butanone (MEK)	mg/kg	0.774	0.799	122.	22.4-138	3.14	27	L669753-01	WG693528
2-Hexanone	mg/kg	0.715	0.744	114.	43.3-137	3.97	25.5	L669753-01	WG693528
4-Methyl-2-pentanone (MIBK)	mg/kg	0.543	0.567	86.9	60.8-140	4.21	25.1	L669753-01	WG693528
Acetone	mg/kg	1.10	1.12	161.*	10-130	1.15	27.9	L669753-01	WG693528
Benzene	mg/kg	0.118	0.124	94.5	54.3-133	4.86	20	L669753-01	WG693528
Bromochloromethane	mg/kg	0.117	0.119	93.7	66.5-122	1.75	20	L669753-01	WG693528
Bromodichloromethane	mg/kg	0.114	0.120	91.4	63.9-121	5.19	20	L669753-01	WG693528
Bromoform	mg/kg	0.121	0.126	97.0	59.5-134	3.44	20.8	L669753-01	WG693528
Bromomethane	mg/kg	0.124	0.133	98.9	41.7-155	6.94	20.5	L669753-01	WG693528
Carbon disulfide	mg/kg	0.111	0.120	88.8	43.3-149	7.45	21	L669753-01	WG693528
Carbon tetrachloride	mg/kg	0.123	0.129	98.6	55.7-134	4.17	20.3	L669753-01	WG693528
Chlorobenzene	mg/kg	0.123	0.129	98.1	67-125	5.20	20	L669753-01	WG693528
Chlorodibromomethane	mg/kg	0.117	0.120	93.3	64.3-125	3.24	20	L669753-01	WG693528
Chloroethane	mg/kg	0.135	0.140	108.	51.5-136	3.82	20.8	L669753-01	WG693528
Chloroform	mg/kg	0.118	0.122	94.2	63-129	3.46	20	L669753-01	WG693528
Chloromethane	mg/kg	0.111	0.117	89.0	42.4-135	4.70	20	L669753-01	WG693528
cis-1,2-Dichloroethene	mg/kg	0.108	0.114	86.6	59.2-129	5.60	20	L669753-01	WG693528

* Performance of this Analyte is outside of established criteria.

For additional information, please see Attachment A 'List of Analytes with QC Qualifiers.'



YOUR LAB OF CHOICE

Jeld-Wen
Chris Kramer (SLR)
1800 Blankenship Road, Suite 440

West Linn, OR 97068

Quality Assurance Report
Level II

L669761

12065 Lebanon Rd.
Mt. Juliet, TN 37122
(615) 758-5858
1-800-767-5859
Fax (615) 758-5859

Tax I.D. 62-0814289

Est. 1970

November 27, 2013

Analyte	Units	MSD	Matrix Spike Duplicate		Limit	RPD	Limit	Ref Samp	Batch
			Ref	%Rec					
cis-1,3-Dichloropropene	mg/kg	0.116	0.122	92.9	66.4-125	4.78	20	L669753-01	WG693528
Dichlorodifluoromethane	mg/kg	0.123	0.132	98.1	40.6-144	7.34	20.2	L669753-01	WG693528
Ethylbenzene	mg/kg	0.129	0.134	103.	61.4-133	4.23	20	L669753-01	WG693528
Isopropylbenzene	mg/kg	0.131	0.137	105.	66.8-141	4.65	20	L669753-01	WG693528
Methyl tert-butyl ether	mg/kg	0.108	0.119	86.2	57.7-134	9.49	20	L669753-01	WG693528
Methylene Chloride	mg/kg	0.116	0.119	92.5	58.1-122	3.13	20	L669753-01	WG693528
Styrene	mg/kg	0.117	0.122	93.5	66.8-133	4.27	20	L669753-01	WG693528
Tetrachloroethene	mg/kg	0.132	0.143	105.	53-139	8.20	20	L669753-01	WG693528
Toluene	mg/kg	0.122	0.129	97.7	61.4-130	4.87	20	L669753-01	WG693528
trans-1,2-Dichloroethene	mg/kg	0.115	0.125	92.3	56.5-129	8.01	20	L669753-01	WG693528
trans-1,3-Dichloropropene	mg/kg	0.107	0.113	85.7	64.1-128	5.51	20	L669753-01	WG693528
Trichloroethene	mg/kg	0.125	0.133	100.	44.1-149	5.87	20	L669753-01	WG693528
Trichlorofluoromethane	mg/kg	0.135	0.143	108.	49.6-145	5.60	21.2	L669753-01	WG693528
Vinyl chloride	mg/kg	0.121	0.126	96.4	47.8-137	4.69	20	L669753-01	WG693528
Xylenes, Total	mg/kg	0.379	0.396	101.	63.3-131	4.43	20	L669753-01	WG693528
4-Bromofluorobenzene				93.60	71-126				WG693528
Dibromofluoromethane				94.60	78.3-121				WG693528
Toluene-d8				100.0	88.5-111				WG693528
PCB 1016	mg/kg	0.168	0.158	100.	23.5-134	5.94	25.8	L669761-06	WG693592
PCB 1260	mg/kg	0.176	0.169	106.	16.1-139	4.56	25.9	L669761-06	WG693592
Decachlorobiphenyl				109.0	10-145				WG693592
Tetrachloro-m-xylene				110.0	21.1-148				WG693592
PCB 1016	mg/kg	0.147	0.171	88.1	10-165	15.1	33	L669783-02	WG693852
PCB 1260	mg/kg	0.164	0.187	98.2	29-154	13.4	23	L669783-02	WG693852
Decachlorobiphenyl				71.00	21-147				WG693852
Tetrachloro-m-xylene				93.60	35-130				WG693852
1,1,1,2-Tetrachloroethane	mg/l	0.0248	0.0232	99.2	64-128	6.70	20	L669761-02	WG694318
1,1,1-Trichloroethane	mg/l	0.0251	0.0242	100.	58.7-134	3.69	20	L669761-02	WG694318
1,1,2,2-Tetrachloroethane	mg/l	0.0259	0.0246	104.	56-132	5.08	22.2	L669761-02	WG694318
1,1,2-Trichloroethane	mg/l	0.0268	0.0253	107.	66.3-125	5.54	20	L669761-02	WG694318
1,1,2-Trichlorotrifluoroethane	mg/l	0.0288	0.0281	115.	54.8-154	2.59	22.5	L669761-02	WG694318
1,1-Dichloroethane	mg/l	0.0252	0.0243	101.	58.5-132	3.49	20	L669761-02	WG694318
1,1-Dichloroethene	mg/l	0.0230	0.0228	91.9	51.1-140	0.900	20.2	L669761-02	WG694318
1,1-Dichloropropene	mg/l	0.0246	0.0231	98.6	57.3-136	6.69	20	L669761-02	WG694318
1,2,3-Trichlorobenzene	mg/l	0.0255	0.0249	102.	59.1-138	2.70	23.7	L669761-02	WG694318
1,2,3-Trichloropropane	mg/l	0.0267	0.0266	107.	61.4-128	0.440	22.4	L669761-02	WG694318
1,2,3-Trimethylbenzene	mg/l	0.0222	0.0207	88.9	61.3-122	7.31	20	L669761-02	WG694318
1,2,4-Trichlorobenzene	mg/l	0.0270	0.0249	108.	63.6-143	7.94	21.9	L669761-02	WG694318
1,2,4-Trimethylbenzene	mg/l	0.0257	0.0235	103.	57.4-137	9.03	20	L669761-02	WG694318
1,2-Dibromo-3-Chloropropane	mg/l	0.0233	0.0229	93.0	57.3-136	1.36	27	L669761-02	WG694318
1,2-Dibromoethane	mg/l	0.0251	0.0239	100.	67.1-125	5.14	20	L669761-02	WG694318
1,2-Dichlorobenzene	mg/l	0.0252	0.0233	101.	68.2-123	7.80	20	L669761-02	WG694318
1,2-Dichloroethane	mg/l	0.0239	0.0237	95.7	60-126	1.10	20	L669761-02	WG694318
1,2-Dichloropropane	mg/l	0.0249	0.0231	99.6	64.2-123	7.61	20	L669761-02	WG694318
1,3,5-Trimethylbenzene	mg/l	0.0273	0.0249	109.	63.6-132	9.37	20.5	L669761-02	WG694318
1,3-Dichlorobenzene	mg/l	0.0265	0.0239	106.	63.1-131	10.2	20	L669761-02	WG694318
1,3-Dichloropropane	mg/l	0.0252	0.0238	101.	67.9-121	5.97	20	L669761-02	WG694318
1,4-Dichlorobenzene	mg/l	0.0248	0.0226	99.2	68.6-123	9.26	20	L669761-02	WG694318
2,2-Dichloropropane	mg/l	0.0245	0.0233	98.0	50.5-144	5.15	21.9	L669761-02	WG694318
2-Butanone (MEK)	mg/l	0.143	0.143	114.	22.4-138	0.0800	27	L669761-02	WG694318
2-Chloroethyl vinyl ether	mg/l	0.115	0.115	92.3	10-155	0.280	20	L669761-02	WG694318
2-Chlorotoluene	mg/l	0.0251	0.0227	100.	63.6-128	10.3	20	L669761-02	WG694318
4-Chlorotoluene	mg/l	0.0256	0.0234	102.	65.7-127	9.02	20	L669761-02	WG694318

* Performance of this Analyte is outside of established criteria.

For additional information, please see Attachment A 'List of Analytes with QC Qualifiers.'



YOUR LAB OF CHOICE

Jeld-Wen
Chris Kramer (SLR)
1800 Blankenship Road, Suite 440

West Linn, OR 97068

Quality Assurance Report
Level II

L669761

12065 Lebanon Rd.
Mt. Juliet, TN 37122
(615) 758-5858
1-800-767-5859
Fax (615) 758-5859

Tax I.D. 62-0814289

Est. 1970

November 27, 2013

Analyte	Units	Matrix Spike Duplicate			Limit	RPD	Limit	Ref Samp	Batch
		MSD	Ref	%Rec					
4-Methyl-2-pentanone (MIBK)	mg/l	0.128	0.133	102.	60.8-140	4.13	25.1	L669761-02	WG694318
Acetone	mg/l	0.142	0.156	110.	10-130	9.20	27.9	L669761-02	WG694318
Acrolein	mg/l	0.168	0.183	134.	10-200	8.73	27.7	L669761-02	WG694318
Acrylonitrile	mg/l	0.128	0.133	102.	49.4-133	4.28	25.3	L669761-02	WG694318
Benzene	mg/l	0.0248	0.0236	99.1	54.3-133	5.02	20	L669761-02	WG694318
Bromobenzene	mg/l	0.0248	0.0227	99.1	63.9-124	8.70	20	L669761-02	WG694318
Bromodichloromethane	mg/l	0.0217	0.0211	86.6	63.9-121	2.57	20	L669761-02	WG694318
Bromoform	mg/l	0.0240	0.0233	95.9	59.5-134	2.84	20.5	L669761-02	WG694318
Bromomethane	mg/l	0.0282	0.0239	113.	41.7-155	16.7	21.9	L669761-02	WG694318
Carbon tetrachloride	mg/l	0.0246	0.0231	98.4	55.7-134	6.19	20	L669761-02	WG694318
Chlorobenzene	mg/l	0.0267	0.0244	107.	67-125	9.09	20	L669761-02	WG694318
Chlorodibromomethane	mg/l	0.0238	0.0219	95.4	64.3-125	8.55	20.8	L669761-02	WG694318
Chloroethane	mg/l	0.0319	0.0314	128.	51.5-136	1.53	40	L669761-02	WG694318
Chloroform	mg/l	0.0261	0.0251	104.	63-129	3.97	20	L669761-02	WG694318
Chloromethane	mg/l	0.0230	0.0210	91.9	42.4-135	8.90	20	L669761-02	WG694318
cis-1,2-Dichloroethene	mg/l	0.0246	0.0240	98.4	59.2-129	2.37	20	L669761-02	WG694318
cis-1,3-Dichloropropene	mg/l	0.0219	0.0211	87.5	66.4-125	3.61	20	L669761-02	WG694318
Di-isopropyl ether	mg/l	0.0245	0.0237	97.8	56.9-136	2.96	20	L669761-02	WG694318
Dibromomethane	mg/l	0.0245	0.0246	98.2	68.2-124	0.320	20	L669761-02	WG694318
Dichlorodifluoromethane	mg/l	0.0258	0.0247	103.	40.6-144	4.53	20.2	L669761-02	WG694318
Ethylbenzene	mg/l	0.0262	0.0241	105.	61.4-133	8.27	20	L669761-02	WG694318
Hexachloro-1,3-butadiene	mg/l	0.0234	0.0212	93.5	55.1-136	9.81	23.6	L669761-02	WG694318
Isopropylbenzene	mg/l	0.0290	0.0265	116.	66.8-141	9.18	20	L669761-02	WG694318
Methyl tert-butyl ether	mg/l	0.0251	0.0256	100.	57.7-134	1.90	20	L669761-02	WG694318
Methylene Chloride	mg/l	0.0264	0.0253	106.	58.1-122	4.44	20	L669761-02	WG694318
n-Butylbenzene	mg/l	0.0255	0.0231	102.	62.7-140	9.89	20.3	L669761-02	WG694318
n-Propylbenzene	mg/l	0.0267	0.0243	107.	65.9-131	9.49	20	L669761-02	WG694318
Naphthalene	mg/l	0.0255	0.0250	100.	58-135	1.94	25.5	L669761-02	WG694318
p-Isopropyltoluene	mg/l	0.0278	0.0252	109.	63.2-139	9.59	20.4	L669761-02	WG694318
sec-Butylbenzene	mg/l	0.0276	0.0249	110.	62.2-136	10.0	20.3	L669761-02	WG694318
Styrene	mg/l	0.0191	0.0183	76.5	66.8-133	4.66	20	L669761-02	WG694318
tert-Butylbenzene	mg/l	0.0282	0.0255	113.	63.3-134	10.2	21	L669761-02	WG694318
Tetrachloroethene	mg/l	0.0262	0.0241	105.	53-139	8.26	20	L669761-02	WG694318
Toluene	mg/l	0.0257	0.0245	101.	61.4-130	4.74	20	L669761-02	WG694318
trans-1,2-Dichloroethene	mg/l	0.0280	0.0272	112.	56.5-129	2.91	20	L669761-02	WG694318
trans-1,3-Dichloropropene	mg/l	0.0212	0.0199	84.7	64.1-128	5.99	20	L669761-02	WG694318
Trichloroethene	mg/l	0.0249	0.0244	99.6	44.1-149	2.15	20	L669761-02	WG694318
Trichlorofluoromethane	mg/l	0.0284	0.0270	114.	49.6-145	5.04	21.2	L669761-02	WG694318
Vinyl chloride	mg/l	0.0247	0.0244	99.0	47.8-137	1.40	20	L669761-02	WG694318
Xylenes, Total	mg/l	0.0784	0.0715	104.	63.3-131	9.25	20	L669761-02	WG694318
4-Bromofluorobenzene				99.70	71-126				WG694318
Dibromofluoromethane				104.0	78.3-121				WG694318
Toluene-d8				102.0	88.5-111				WG694318
1,1,1,2-Tetrachloroethane	mg/l	0.0217	0.0213	86.8	64-128	2.03	20	L669832-02	WG693787
1,1,1-Trichloroethane	mg/l	0.0214	0.0213	85.6	58.7-134	0.310	20	L669832-02	WG693787
1,1,2,2-Tetrachloroethane	mg/l	0.0228	0.0227	91.4	56-132	0.520	22.2	L669832-02	WG693787
1,1,2-Trichloroethane	mg/l	0.0247	0.0238	98.7	66.3-125	3.77	20	L669832-02	WG693787
1,1,2-Trichlorotrifluoroethane	mg/l	0.0243	0.0241	97.2	54.8-154	0.930	22.5	L669832-02	WG693787
1,1-Dichloroethane	mg/l	0.0214	0.0219	85.7	58.5-132	2.01	20	L669832-02	WG693787
1,1-Dichloroethene	mg/l	0.0202	0.0205	81.0	51.1-140	1.44	20.2	L669832-02	WG693787
1,1-Dichloropropene	mg/l	0.0209	0.0212	83.7	57.3-136	1.23	20	L669832-02	WG693787
1,2,3-Trichlorobenzene	mg/l	0.0231	0.0232	92.2	59.1-138	0.570	23.7	L669832-02	WG693787
1,2,3-Trichloropropane	mg/l	0.0232	0.0233	92.8	61.4-128	0.380	22.4	L669832-02	WG693787
1,2,3-Trimethylbenzene	mg/l	0.0207	0.0206	82.8	61.3-122	0.590	20	L669832-02	WG693787
1,2,4-Trichlorobenzene	mg/l	0.0242	0.0246	96.9	63.6-143	1.66	21.9	L669832-02	WG693787
1,2,4-Trimethylbenzene	mg/l	0.0225	0.0225	90.2	57.4-137	0.200	20	L669832-02	WG693787
1,2-Dibromo-3-Chloropropane	mg/l	0.0194	0.0199	77.6	57.3-136	2.67	27	L669832-02	WG693787

* Performance of this Analyte is outside of established criteria.

For additional information, please see Attachment A 'List of Analytes with QC Qualifiers.'



YOUR LAB OF CHOICE

Jeld-Wen
Chris Kramer (SLR)
1800 Blankenship Road, Suite 440

West Linn, OR 97068

Quality Assurance Report
Level II

L669761

12065 Lebanon Rd.
Mt. Juliet, TN 37122
(615) 758-5858
1-800-767-5859
Fax (615) 758-5859

Tax I.D. 62-0814289

Est. 1970

November 27, 2013

Table with columns: Analyte, Units, MSD, Matrix Spike Ref, Duplicate %Rec, Limit, RPD, Limit, Ref Samp, Batch. Lists various chemical analytes and their corresponding test results.

* Performance of this Analyte is outside of established criteria.
For additional information, please see Attachment A 'List of Analytes with QC Qualifiers.'



YOUR LAB OF CHOICE

Jeld-Wen
Chris Kramer (SLR)
1800 Blankenship Road, Suite 440
West Linn, OR 97068

Quality Assurance Report
Level II
L669761

12065 Lebanon Rd.
Mt. Juliet, TN 37122
(615) 758-5858
1-800-767-5859
Fax (615) 758-5859

Tax I.D. 62-0814289

Est. 1970

November 27, 2013

Batch number /Run number / Sample number cross reference

WG693592: R2858663 R2859350 R2859821: L669761-06 08 10 12 14 16 18
WG693420: R2858784: L669761-01
WG693584: R2858881 R2858963 R2859365: L669761-18 20
WG693582: R2859083 R2860056: L669761-01
WG693510: R2859369: L669761-01 04
WG693590: R2859385 R2859484 R2859781: L669761-18 20
WG693528: R2859390: L669761-06 08 10 12 14 16 18 20
WG693852: R2859401 R2859903: L669761-20
WG693577: R2859654: L669761-06 08 10 12 14 16 18 20
WG693743: R2859655: L669761-01 02 03 04
WG694318: R2859846: L669761-02
WG694272: R2859850: L669761-06 08 10 12 14 16 18 20
WG693787: R2860201: L669761-03

* * Calculations are performed prior to rounding of reported values.

* Performance of this Analyte is outside of established criteria.

For additional information, please see Attachment A 'List of Analytes with QC Qualifiers.'



YOUR LAB OF CHOICE

Jeld-Wen
Chris Kramer (SLR)
1800 Blankenship Road, Suite 440

West Linn, OR 97068

Quality Assurance Report
Level II

L669761

12065 Lebanon Rd.
Mt. Juliet, TN 37122
(615) 758-5858
1-800-767-5859
Fax (615) 758-5859

Tax I.D. 62-0814289

Est. 1970

November 27, 2013

The data package includes a summary of the analytic results of the quality control samples required by the SW-846 or CWA methods. The quality control samples include a method blank, a laboratory control sample, and the matrix spike/matrix spike duplicate analysis. If a target parameter is outside the method limits, every sample that is effected is flagged with the appropriate qualifier in Appendix B of the analytic report.

Method Blank - an aliquot of reagent water carried through the entire analytic process. The method blank results indicate if any possible contamination exposure during the sample handling, digestion or extraction process, and analysis. Concentrations of target analytes above the reporting limit in the method blank are qualified with the "B" qualifier.

Laboratory Control Sample - is a sample of known concentration that is carried through the digestion/extraction and analysis process. The percent recovery, expressed as a percentage of the theoretical concentration, has statistical control limits indicating that the analytic process is "in control". If a target analyte is outside the control limits for the laboratory control sample or any other control sample, the parameter is flagged with a "J4" qualifier for all effected samples.

Matrix Spike and Matrix Spike Duplicate - is two aliquots of an environmental sample that is spiked with known concentrations of target analytes. The percent recovery of the target analytes also has statistical control limits. If any recoveries that are outside the method control limits, the sample that was selected for matrix spike/matrix spike duplicate analysis is flagged with either a "J5" or a "J6". The relative percent difference (%RPD) between the matrix spike and the matrix spike duplicate recoveries is all calculated. If the RPD is above the method limit, the effected samples are flagged with a "J3" qualifier.

SLR ADDITIONAL UPLAND ASSESSMENT - NATIONAL POLE AREA (2013)



12065 Lebanon Rd.
Mt. Juliet, TN 37122
(615) 758-5858
1-800-767-5859
Fax (615) 758-5859

Tax I.D. 62-0814289

Est. 1970

Chris Kramer (SLR)
Jeld-Wen
1800 Blankenship Road, Suite 440
West Linn, OR 97068

Report Summary

Thursday January 02, 2014

Report Number: L675535


Samples Received: 12/23/13

Client Project: 108.00228.00048

Description: Nord Door Project - Everett, WA

The analytical results in this report are based upon information supplied by you, the client, and are for your exclusive use. If you have any questions regarding this data package, please do not hesitate to call.

Entire Report Reviewed By:


Jared Willis, ESC Representative

Laboratory Certification Numbers

A2LA - 1461-01, AIHA - 100789, AL - 40660, CA - 01157CA, CT - PH-0197,
FL - E87487, GA - 923, IN - C-IN-01, KY - 90010, KYUST - 0016,
NC - ENV375/DW21704/BIO041, ND - R-140, NJ - TN002, NJ NELAP - TN002,
SC - 84004, TN - 2006, VA - 460132, WV - 233, AZ - 0612,
MN - 047-999-395, NY - 11742, WI - 998093910, NV - TN000032011-1,
TX - T104704245-11-3, OK - 9915, PA - 68-02979, IA Lab #364, EPA - TN002

Accreditation is only applicable to the test methods specified on each scope of accreditation held by ESC Lab Sciences.

Note: The use of the preparatory EPA Method 3511 is not approved or endorsed by the CA ELAP.

This report may not be reproduced, except in full, without written approval from ESC Lab Sciences. Where applicable, sampling conducted by ESC is performed per guidance provided in laboratory standard operating procedures: 060302, 060303, and 060304.



12065 Lebanon Rd.
 Mt. Juliet, TN 37122
 (615) 758-5858
 1-800-767-5859
 Fax (615) 758-5859

Tax I.D. 62-0814289

Est. 1970

REPORT OF ANALYSIS

Chris Kramer (SLR)
 Jeld-Wen
 1800 Blankenship Road, Suite 440
 West Linn, OR 97068

January 02, 2014

Date Received : December 23, 2013
 Description : Nord Door Project - Everett, WA
 Sample ID : GP-605 13.5FT
 Collected By : Chris Lee
 Collection Date : 12/18/13 09:25

ESC Sample # : L675535-01
 Site ID : EVERETT, WA
 Project # : 108.00228.00048

Parameter	Dry Result	MDL	RDL	Units	Qualifier	Method	Date	Dil.
Total Solids	81.2	0.0333	0.100	%		2540 G-2	12/28/13	1
Diesel Range Organics (DRO)	U	1.3	4.9	mg/kg		NWTPHDX	12/26/13	1
Residual Range Organics (RRO)	U	3.3	12.	mg/kg		NWTPHDX	12/26/13	1
Surrogate Recovery o-Terphenyl	59.6			% Rec.		NWTPHDX	12/26/13	1
Polynuclear Aromatic Hydrocarbons								
Anthracene	9.6	0.012	0.15	mg/kg		8270C-SI	12/31/13	20
Acenaphthene	25.	0.012	0.15	mg/kg		8270C-SI	12/31/13	20
Acenaphthylene	0.23	0.012	0.15	mg/kg		8270C-SI	12/31/13	20
Benzo(a)anthracene	5.4	0.012	0.15	mg/kg		8270C-SI	12/31/13	20
Benzo(a)pyrene	2.6	0.012	0.15	mg/kg		8270C-SI	12/31/13	20
Benzo(b)fluoranthene	3.3	0.012	0.15	mg/kg		8270C-SI	12/31/13	20
Benzo(g,h,i)perylene	0.84	0.012	0.15	mg/kg		8270C-SI	12/31/13	20
Benzo(k)fluoranthene	0.92	0.012	0.15	mg/kg		8270C-SI	12/31/13	20
Chrysene	6.4	0.012	0.15	mg/kg		8270C-SI	12/31/13	20
Dibenz(a,h)anthracene	0.25	0.012	0.15	mg/kg		8270C-SI	12/31/13	20
Fluoranthene	26.	0.012	0.15	mg/kg		8270C-SI	12/31/13	20
Fluorene	18.	0.012	0.15	mg/kg		8270C-SI	12/31/13	20
Indeno(1,2,3-cd)pyrene	0.69	0.012	0.15	mg/kg		8270C-SI	12/31/13	20
Naphthalene	82.	0.040	0.49	mg/kg		8270C-SI	12/31/13	20
Phenanthrene	62.	0.012	0.15	mg/kg		8270C-SI	12/31/13	20
Pyrene	22.	0.012	0.15	mg/kg		8270C-SI	12/31/13	20
1-Methylnaphthalene	10.	0.040	0.49	mg/kg		8270C-SI	12/31/13	20
2-Methylnaphthalene	20.	0.040	0.49	mg/kg		8270C-SI	12/31/13	20
2-Chloronaphthalene	U	0.040	0.49	mg/kg		8270C-SI	12/31/13	20
Surrogate Recovery								
Nitrobenzene-d5	45.9			% Rec.	J7	8270C-SI	12/31/13	20
2-Fluorobiphenyl	73.2			% Rec.	J7	8270C-SI	12/31/13	20
p-Terphenyl-d14	94.2			% Rec.	J7	8270C-SI	12/31/13	20

Results listed are dry weight basis.

U = ND (Not Detected)

MDL = Minimum Detection Limit = LOD = TRRP SDL

RDL = Reported Detection Limit = LOQ = PQL = EQL = TRRP MQL

Note:

This report shall not be reproduced, except in full, without the written approval from ESC.

The reported analytical results relate only to the sample submitted

Reported: 01/02/14 14:10 Printed: 01/02/14 14:47

L675535-01 (SV8270PAHSIM) - Dilution due to matrix



12065 Lebanon Rd.
 Mt. Juliet, TN 37122
 (615) 758-5858
 1-800-767-5859
 Fax (615) 758-5859

Tax I.D. 62-0814289

Est. 1970

REPORT OF ANALYSIS

Chris Kramer (SLR)
 Jeld-Wen
 1800 Blankenship Road, Suite 440
 West Linn, OR 97068

January 02, 2014

Date Received : December 23, 2013
 Description : Nord Door Project - Everett, WA
 Sample ID : GP-605 34.5FT
 Collected By : Chris Lee
 Collection Date : 12/18/13 10:15

ESC Sample # : L675535-02

Site ID : EVERETT, WA

Project # : 108.00228.00048

Parameter	Dry Result	MDL	RDL	Units	Qualifier	Method	Date	Dil.
Total Solids	84.0	0.0333	0.100	%		2540 G-2	12/28/13	1
Diesel Range Organics (DRO)	810	6.6	24.	mg/kg		NWTPHDX	12/27/13	5
Residual Range Organics (RRO)	130	3.3	12.	mg/kg		NWTPHDX	12/26/13	1
Surrogate Recovery o-Terphenyl	62.2			% Rec.		NWTPHDX	12/26/13	1
Polynuclear Aromatic Hydrocarbons								
Anthracene	0.099	0.00060	0.0071	mg/kg		8270C-SI	12/31/13	1
Acenaphthene	0.18	0.00060	0.0071	mg/kg		8270C-SI	12/31/13	1
Acenaphthylene	0.00075	0.00060	0.0071	mg/kg	J	8270C-SI	12/31/13	1
Benzo(a)anthracene	0.0071	0.00060	0.0071	mg/kg	J	8270C-SI	12/31/13	1
Benzo(a)pyrene	0.0032	0.00060	0.0071	mg/kg	J	8270C-SI	12/31/13	1
Benzo(b)fluoranthene	0.0042	0.00060	0.0071	mg/kg	J	8270C-SI	12/31/13	1
Benzo(g,h,i)perylene	0.0010	0.00060	0.0071	mg/kg	J	8270C-SI	12/31/13	1
Benzo(k)fluoranthene	0.0012	0.00060	0.0071	mg/kg	J	8270C-SI	12/31/13	1
Chrysene	0.013	0.00060	0.0071	mg/kg		8270C-SI	12/31/13	1
Dibenz(a,h)anthracene	U	0.00060	0.0071	mg/kg		8270C-SI	12/31/13	1
Fluoranthene	0.045	0.00060	0.0071	mg/kg		8270C-SI	12/31/13	1
Fluorene	0.080	0.00060	0.0071	mg/kg		8270C-SI	12/31/13	1
Indeno(1,2,3-cd)pyrene	0.00082	0.00060	0.0071	mg/kg	J	8270C-SI	12/31/13	1
Naphthalene	0.89	0.0020	0.024	mg/kg		8270C-SI	12/31/13	1
Phenanthrene	0.19	0.00060	0.0071	mg/kg		8270C-SI	12/31/13	1
Pyrene	0.038	0.00060	0.0071	mg/kg		8270C-SI	12/31/13	1
1-Methylnaphthalene	0.15	0.0020	0.024	mg/kg		8270C-SI	12/31/13	1
2-Methylnaphthalene	0.15	0.0020	0.024	mg/kg		8270C-SI	12/31/13	1
2-Chloronaphthalene	U	0.0020	0.024	mg/kg		8270C-SI	12/31/13	1
Surrogate Recovery								
Nitrobenzene-d5	125.			% Rec.		8270C-SI	12/31/13	1
2-Fluorobiphenyl	72.8			% Rec.		8270C-SI	12/31/13	1
p-Terphenyl-d14	72.1			% Rec.		8270C-SI	12/31/13	1

Results listed are dry weight basis.

U = ND (Not Detected)

MDL = Minimum Detection Limit = LOD = TRRP SDL

RDL = Reported Detection Limit = LOQ = PQL = EQL = TRRP MQL

Note:

This report shall not be reproduced, except in full, without the written approval from ESC.

The reported analytical results relate only to the sample submitted

Reported: 01/02/14 14:10 Printed: 01/02/14 14:47



12065 Lebanon Rd.
 Mt. Juliet, TN 37122
 (615) 758-5858
 1-800-767-5859
 Fax (615) 758-5859

Tax I.D. 62-0814289

Est. 1970

REPORT OF ANALYSIS

Chris Kramer (SLR)
 Jeld-Wen
 1800 Blankenship Road, Suite 440
 West Linn, OR 97068

January 02, 2014

Date Received : December 23, 2013
 Description : Nord Door Project - Everett, WA
 Sample ID : GP-606 14.5FT
 Collected By : Chris Lee
 Collection Date : 12/18/13 12:50

ESC Sample # : L675535-03

Site ID : EVERETT, WA

Project # : 108.00228.00048

Parameter	Dry Result	MDL	RDL	Units	Qualifier	Method	Date	Dil.
Total Solids	77.8	0.0333	0.100	%		2540 G-2	12/30/13	1
Diesel Range Organics (DRO)	U	1.3	5.1	mg/kg		NWTPHDX	12/26/13	1
Residual Range Organics (RRO)	U	3.3	13.	mg/kg		NWTPHDX	12/26/13	1
Surrogate Recovery o-Terphenyl	56.1			% Rec.		NWTPHDX	12/26/13	1
Polynuclear Aromatic Hydrocarbons								
Anthracene	0.0038	0.00060	0.0077	mg/kg	J	8270C-SI	12/31/13	1
Acenaphthene	0.035	0.00060	0.0077	mg/kg		8270C-SI	12/31/13	1
Acenaphthylene	U	0.00060	0.0077	mg/kg		8270C-SI	12/31/13	1
Benzo(a)anthracene	0.0012	0.00060	0.0077	mg/kg	J	8270C-SI	12/31/13	1
Benzo(a)pyrene	U	0.00060	0.0077	mg/kg		8270C-SI	12/31/13	1
Benzo(b)fluoranthene	U	0.00060	0.0077	mg/kg		8270C-SI	12/31/13	1
Benzo(g,h,i)perylene	U	0.00060	0.0077	mg/kg		8270C-SI	12/31/13	1
Benzo(k)fluoranthene	U	0.00060	0.0077	mg/kg		8270C-SI	12/31/13	1
Chrysene	0.0014	0.00060	0.0077	mg/kg	J	8270C-SI	12/31/13	1
Dibenz(a,h)anthracene	U	0.00060	0.0077	mg/kg		8270C-SI	12/31/13	1
Fluoranthene	0.0074	0.00060	0.0077	mg/kg	J	8270C-SI	12/31/13	1
Fluorene	0.015	0.00060	0.0077	mg/kg		8270C-SI	12/31/13	1
Indeno(1,2,3-cd)pyrene	U	0.00060	0.0077	mg/kg		8270C-SI	12/31/13	1
Naphthalene	0.14	0.0020	0.026	mg/kg		8270C-SI	12/31/13	1
Phenanthrene	0.013	0.00060	0.0077	mg/kg		8270C-SI	12/31/13	1
Pyrene	0.0055	0.00060	0.0077	mg/kg	J	8270C-SI	12/31/13	1
1-Methylnaphthalene	0.012	0.0020	0.026	mg/kg	J	8270C-SI	12/31/13	1
2-Methylnaphthalene	0.0045	0.0020	0.026	mg/kg	J	8270C-SI	12/31/13	1
2-Chloronaphthalene	U	0.0020	0.026	mg/kg		8270C-SI	12/31/13	1
Surrogate Recovery								
Nitrobenzene-d5	129.			% Rec.		8270C-SI	12/31/13	1
2-Fluorobiphenyl	73.9			% Rec.		8270C-SI	12/31/13	1
p-Terphenyl-d14	71.1			% Rec.		8270C-SI	12/31/13	1

Results listed are dry weight basis.

U = ND (Not Detected)

MDL = Minimum Detection Limit = LOD = TRRP SDL

RDL = Reported Detection Limit = LOQ = PQL = EQL = TRRP MQL

Note:

This report shall not be reproduced, except in full, without the written approval from ESC.

The reported analytical results relate only to the sample submitted

Reported: 01/02/14 14:10 Printed: 01/02/14 14:47



12065 Lebanon Rd.
 Mt. Juliet, TN 37122
 (615) 758-5858
 1-800-767-5859
 Fax (615) 758-5859

Tax I.D. 62-0814289

Est. 1970

REPORT OF ANALYSIS

Chris Kramer (SLR)
 Jeld-Wen
 1800 Blankenship Road, Suite 440
 West Linn, OR 97068

January 02, 2014

Date Received : December 23, 2013
 Description : Nord Door Project - Everett, WA
 Sample ID : GP-607 24.5FT
 Collected By : Chris Lee
 Collection Date : 12/18/13 15:20

ESC Sample # : L675535-04

Site ID : EVERETT, WA

Project # : 108.00228.00048

Parameter	Dry Result	MDL	RDL	Units	Qualifier	Method	Date	Dil.
Total Solids	86.7	0.0333	0.100	%		2540 G-2	12/30/13	1
Diesel Range Organics (DRO)	U	1.3	4.6	mg/kg		NWTPHDX	12/26/13	1
Residual Range Organics (RRO)	U	3.3	12.	mg/kg		NWTPHDX	12/26/13	1
Surrogate Recovery								
o-Terphenyl	62.2			% Rec.		NWTPHDX	12/26/13	1
Polynuclear Aromatic Hydrocarbons								
Anthracene	0.011	0.00060	0.0069	mg/kg		8270C-SI	12/31/13	1
Acenaphthene	0.075	0.00060	0.0069	mg/kg		8270C-SI	12/31/13	1
Acenaphthylene	0.00088	0.00060	0.0069	mg/kg	J	8270C-SI	12/31/13	1
Benzo(a)anthracene	0.016	0.00060	0.0069	mg/kg		8270C-SI	12/31/13	1
Benzo(a)pyrene	0.023	0.00060	0.0069	mg/kg		8270C-SI	12/31/13	1
Benzo(b)fluoranthene	0.031	0.00060	0.0069	mg/kg		8270C-SI	12/31/13	1
Benzo(g,h,i)perylene	0.012	0.00060	0.0069	mg/kg		8270C-SI	12/31/13	1
Benzo(k)fluoranthene	0.0083	0.00060	0.0069	mg/kg		8270C-SI	12/31/13	1
Chrysene	0.026	0.00060	0.0069	mg/kg		8270C-SI	12/31/13	1
Dibenz(a,h)anthracene	0.0038	0.00060	0.0069	mg/kg	J	8270C-SI	12/31/13	1
Fluoranthene	0.037	0.00060	0.0069	mg/kg		8270C-SI	12/31/13	1
Fluorene	0.023	0.00060	0.0069	mg/kg		8270C-SI	12/31/13	1
Indeno(1,2,3-cd)pyrene	0.0097	0.00060	0.0069	mg/kg		8270C-SI	12/31/13	1
Naphthalene	0.032	0.0020	0.023	mg/kg		8270C-SI	12/31/13	1
Phenanthrene	0.028	0.00060	0.0069	mg/kg		8270C-SI	12/31/13	1
Pyrene	0.036	0.00060	0.0069	mg/kg		8270C-SI	12/31/13	1
1-Methylnaphthalene	0.011	0.0020	0.023	mg/kg	J	8270C-SI	12/31/13	1
2-Methylnaphthalene	0.0077	0.0020	0.023	mg/kg	J	8270C-SI	12/31/13	1
2-Chloronaphthalene	U	0.0020	0.023	mg/kg		8270C-SI	12/31/13	1
Surrogate Recovery								
Nitrobenzene-d5	123.			% Rec.		8270C-SI	12/31/13	1
2-Fluorobiphenyl	79.1			% Rec.		8270C-SI	12/31/13	1
p-Terphenyl-d14	77.5			% Rec.		8270C-SI	12/31/13	1

Results listed are dry weight basis.

U = ND (Not Detected)

MDL = Minimum Detection Limit = LOD = TRRP SDL

RDL = Reported Detection Limit = LOQ = PQL = EQL = TRRP MQL

Note:

This report shall not be reproduced, except in full, without the written approval from ESC.

The reported analytical results relate only to the sample submitted

Reported: 01/02/14 14:10 Printed: 01/02/14 14:47



12065 Lebanon Rd.
 Mt. Juliet, TN 37122
 (615) 758-5858
 1-800-767-5859
 Fax (615) 758-5859

Tax I.D. 62-0814289

Est. 1970

REPORT OF ANALYSIS

Chris Kramer (SLR)
 Jeld-Wen
 1800 Blankenship Road, Suite 440
 West Linn, OR 97068

January 02, 2014

Date Received : December 23, 2013
 Description : Nord Door Project - Everett, WA
 Sample ID : GP-605-W
 Collected By : Chris Lee
 Collection Date : 12/18/13 10:45

ESC Sample # : L675535-05
 Site ID : EVERETT, WA
 Project # : 108.00228.00048

Parameter	Result	MDL	RDL	Units	Qualifier	Method	Date	Dil.
Gasoline Range Organics-NWTPH	1000	32.	100	ug/l		NWTPHGX	12/27/13	1
Surrogate Recovery								
a,a,a-Trifluorotoluene(FID)	97.2			% Rec.		NWTPHGX	12/27/13	1
Diesel Range Organics (DRO)	19000	660	2000	ug/l		NWTPHDX	12/31/13	20
Residual Range Organics (RRO)	810	82.	250	ug/l		NWTPHDX	12/27/13	1
Surrogate Recovery								
o-Terphenyl	0.00			% Rec.	J7	NWTPHDX	12/31/13	20
Polynuclear Aromatic Hydrocarbons								
Anthracene	140	0.15	1.0	ug/l		8270C-S	12/24/13	20
Acenaphthene	190	0.16	1.0	ug/l		8270C-S	12/24/13	20
Acenaphthylene	1.8	0.14	1.0	ug/l		8270C-S	12/24/13	20
Benzo(a)anthracene	34.	0.24	1.0	ug/l		8270C-S	12/24/13	20
Benzo(a)pyrene	37.	0.23	1.0	ug/l		8270C-S	12/24/13	20
Benzo(b)fluoranthene	41.	0.28	1.0	ug/l		8270C-S	12/24/13	20
Benzo(g,h,i)perylene	17.	0.23	1.0	ug/l		8270C-S	12/24/13	20
Benzo(k)fluoranthene	20.	0.27	1.0	ug/l		8270C-S	12/24/13	20
Chrysene	90.	0.22	1.0	ug/l		8270C-S	12/24/13	20
Dibenz(a,h)anthracene	6.0	0.079	1.0	ug/l		8270C-S	12/24/13	20
Fluoranthene	90.	0.31	1.0	ug/l		8270C-S	12/24/13	20
Fluorene	110	0.17	1.0	ug/l		8270C-S	12/24/13	20
Indeno(1,2,3-cd)pyrene	16.	0.30	1.0	ug/l		8270C-S	12/24/13	20
Naphthalene	2800	9.9	130	ug/l		8270C-S	12/25/13	500
Phenanthrene	210	0.16	1.0	ug/l		8270C-S	12/24/13	20
Pyrene	74.	0.23	1.0	ug/l		8270C-S	12/24/13	20
1-Methylnaphthalene	160	0.16	5.0	ug/l		8270C-S	12/24/13	20
2-Methylnaphthalene	200	0.18	5.0	ug/l		8270C-S	12/24/13	20
2-Chloronaphthalene	U	0.13	5.0	ug/l		8270C-S	12/24/13	20
Surrogate Recovery								
Nitrobenzene-d5	103.			% Rec.	J7	8270C-S	12/24/13	20
2-Fluorobiphenyl	99.2			% Rec.	J7	8270C-S	12/24/13	20
p-Terphenyl-d14	98.8			% Rec.	J7	8270C-S	12/24/13	20

U = ND (Not Detected)
 RDL = Reported Detection Limit = LOQ = PQL = EQL = TRRP MQL
 MDL = Minimum Detection Limit = LOD = TRRP SDL

Note:
 The reported analytical results relate only to the sample submitted.
 This report shall not be reproduced, except in full, without the written approval from ESC.

Reported: 01/02/14 14:10 Printed: 01/02/14 14:47



12065 Lebanon Rd.
 Mt. Juliet, TN 37122
 (615) 758-5858
 1-800-767-5859
 Fax (615) 758-5859

Tax I.D. 62-0814289

Est. 1970

REPORT OF ANALYSIS

Chris Kramer (SLR)
 Jeld-Wen
 1800 Blankenship Road, Suite 440
 West Linn, OR 97068

January 02, 2014

Date Received : December 23, 2013
 Description : Nord Door Project - Everett, WA
 Sample ID : GP-606-W
 Collected By : Chris Lee
 Collection Date : 12/18/13 13:10

ESC Sample # : L675535-06
 Site ID : EVERETT, WA
 Project # : 108.00228.00048

Parameter	Result	MDL	RDL	Units	Qualifier	Method	Date	Dil.
Gasoline Range Organics-NWTPH	150	32.	100	ug/l		NWTPHGX	12/27/13	1
Surrogate Recovery								
a,a,a-Trifluorotoluene(FID)	97.0			% Rec.		NWTPHGX	12/27/13	1
Diesel Range Organics (DRO)	770	33.	100	ug/l		NWTPHDX	12/27/13	1
Residual Range Organics (RRO)	150	82.	250	ug/l	J	NWTPHDX	12/27/13	1
Surrogate Recovery								
o-Terphenyl	105.			% Rec.		NWTPHDX	12/27/13	1
Polynuclear Aromatic Hydrocarbons								
Anthracene	1.7	0.015	0.10	ug/l		8270C-S	12/24/13	2
Acenaphthene	34.	0.016	0.10	ug/l		8270C-S	12/24/13	2
Acenaphthylene	0.099	0.014	0.10	ug/l	J	8270C-S	12/24/13	2
Benzo(a)anthracene	0.31	0.024	0.10	ug/l		8270C-S	12/24/13	2
Benzo(a)pyrene	0.15	0.023	0.10	ug/l		8270C-S	12/24/13	2
Benzo(b)fluoranthene	0.18	0.028	0.10	ug/l		8270C-S	12/24/13	2
Benzo(g,h,i)perylene	0.051	0.023	0.10	ug/l	J	8270C-S	12/24/13	2
Benzo(k)fluoranthene	0.075	0.027	0.10	ug/l	J	8270C-S	12/24/13	2
Chrysene	0.31	0.022	0.10	ug/l		8270C-S	12/24/13	2
Dibenz(a,h)anthracene	0.012	0.0079	0.10	ug/l	J	8270C-S	12/24/13	2
Fluoranthene	2.9	0.031	0.10	ug/l		8270C-S	12/24/13	2
Fluorene	9.7	0.017	0.10	ug/l		8270C-S	12/24/13	2
Indeno(1,2,3-cd)pyrene	0.041	0.030	0.10	ug/l	J	8270C-S	12/24/13	2
Naphthalene	24.	0.040	0.50	ug/l		8270C-S	12/24/13	2
Phenanthrene	12.	0.016	0.10	ug/l		8270C-S	12/24/13	2
Pyrene	2.2	0.023	0.10	ug/l		8270C-S	12/24/13	2
1-Methylnaphthalene	29.	0.016	0.50	ug/l		8270C-S	12/24/13	2
2-Methylnaphthalene	21.	0.018	0.50	ug/l		8270C-S	12/24/13	2
2-Chloronaphthalene	U	0.013	0.50	ug/l		8270C-S	12/24/13	2
Surrogate Recovery								
Nitrobenzene-d5	89.7			% Rec.		8270C-S	12/24/13	2
2-Fluorobiphenyl	85.6			% Rec.		8270C-S	12/24/13	2
p-Terphenyl-d14	81.4			% Rec.		8270C-S	12/24/13	2

U = ND (Not Detected)
 RDL = Reported Detection Limit = LOQ = PQL = EQL = TRRP MQL
 MDL = Minimum Detection Limit = LOD = TRRP SDL

Note:
 The reported analytical results relate only to the sample submitted.
 This report shall not be reproduced, except in full, without the written approval from ESC.

Reported: 01/02/14 14:10 Printed: 01/02/14 14:47



12065 Lebanon Rd.
 Mt. Juliet, TN 37122
 (615) 758-5858
 1-800-767-5859
 Fax (615) 758-5859

Tax I.D. 62-0814289

Est. 1970

REPORT OF ANALYSIS

Chris Kramer (SLR)
 Jeld-Wen
 1800 Blankenship Road, Suite 440
 West Linn, OR 97068

January 02, 2014

Date Received : December 23, 2013
 Description : Nord Door Project - Everett, WA
 Sample ID : GP-607-W
 Collected By : Chris Lee
 Collection Date : 12/18/13 15:45

ESC Sample # : L675535-07
 Site ID : EVERETT, WA
 Project # : 108.00228.00048

Parameter	Result	MDL	RDL	Units	Qualifier	Method	Date	Dil.
Gasoline Range Organics-NWTPH	U	32.	100	ug/l		NWTPHGX	12/28/13	1
Surrogate Recovery								
a,a,a-Trifluorotoluene(FID)	97.4			% Rec.		NWTPHGX	12/28/13	1
Diesel Range Organics (DRO)	240	33.	100	ug/l		NWTPHDX	12/27/13	1
Residual Range Organics (RRO)	86.	82.	250	ug/l	J	NWTPHDX	12/27/13	1
Surrogate Recovery								
o-Terphenyl	105.			% Rec.		NWTPHDX	12/27/13	1
Polynuclear Aromatic Hydrocarbons								
Anthracene	1.8	0.0076	0.050	ug/l		8270C-S	12/24/13	1
Acenaphthene	12.	0.0082	0.050	ug/l		8270C-S	12/24/13	1
Acenaphthylene	0.045	0.0068	0.050	ug/l	J	8270C-S	12/24/13	1
Benzo(a)anthracene	2.6	0.012	0.050	ug/l		8270C-S	12/24/13	1
Benzo(a)pyrene	2.3	0.012	0.050	ug/l		8270C-S	12/24/13	1
Benzo(b)fluoranthene	2.9	0.014	0.050	ug/l		8270C-S	12/24/13	1
Benzo(g,h,i)perylene	1.1	0.011	0.050	ug/l		8270C-S	12/24/13	1
Benzo(k)fluoranthene	1.1	0.014	0.050	ug/l		8270C-S	12/24/13	1
Chrysene	2.2	0.011	0.050	ug/l		8270C-S	12/24/13	1
Dibenz(a,h)anthracene	0.33	0.0040	0.050	ug/l		8270C-S	12/24/13	1
Fluoranthene	12.	0.016	0.050	ug/l		8270C-S	12/24/13	1
Fluorene	13.	0.0085	0.050	ug/l		8270C-S	12/24/13	1
Indeno(1,2,3-cd)pyrene	0.99	0.015	0.050	ug/l		8270C-S	12/24/13	1
Naphthalene	1.2	0.020	0.25	ug/l		8270C-S	12/24/13	1
Phenanthrene	17.	0.0082	0.050	ug/l		8270C-S	12/24/13	1
Pyrene	8.9	0.012	0.050	ug/l		8270C-S	12/24/13	1
1-Methylnaphthalene	1.7	0.0082	0.25	ug/l		8270C-S	12/24/13	1
2-Methylnaphthalene	0.48	0.0090	0.25	ug/l		8270C-S	12/24/13	1
2-Chloronaphthalene	U	0.0065	0.25	ug/l		8270C-S	12/24/13	1
Surrogate Recovery								
Nitrobenzene-d5	107.			% Rec.		8270C-S	12/24/13	1
2-Fluorobiphenyl	109.			% Rec.		8270C-S	12/24/13	1
p-Terphenyl-d14	111.			% Rec.		8270C-S	12/24/13	1

U = ND (Not Detected)
 RDL = Reported Detection Limit = LOQ = PQL = EQL = TRRP MQL
 MDL = Minimum Detection Limit = LOD = TRRP SDL

Note:
 The reported analytical results relate only to the sample submitted.
 This report shall not be reproduced, except in full, without the written approval from ESC.

Reported: 01/02/14 14:10 Printed: 01/02/14 14:47

Attachment A
List of Analytes with QC Qualifiers

Sample Number	Work Group	Sample Type	Analyte	Run ID	Qualifier
L675535-01	WG699672	SAMP	Nitrobenzene-d5	R2872729	J7
	WG699672	SAMP	2-Fluorobiphenyl	R2872729	J7
	WG699672	SAMP	p-Terphenyl-d14	R2872729	J7
L675535-02	WG699672	SAMP	Acenaphthylene	R2872729	J
	WG699672	SAMP	Benzo(a)anthracene	R2872729	J
	WG699672	SAMP	Benzo(a)pyrene	R2872729	J
	WG699672	SAMP	Benzo(b)fluoranthene	R2872729	J
	WG699672	SAMP	Benzo(g,h,i)perylene	R2872729	J
	WG699672	SAMP	Benzo(k)fluoranthene	R2872729	J
	WG699672	SAMP	Indeno(1,2,3-cd)pyrene	R2872729	J
L675535-03	WG699672	SAMP	Anthracene	R2872729	J
	WG699672	SAMP	Benzo(a)anthracene	R2872729	J
	WG699672	SAMP	Chrysene	R2872729	J
	WG699672	SAMP	Fluoranthene	R2872729	J
	WG699672	SAMP	Pyrene	R2872729	J
	WG699672	SAMP	1-Methylnaphthalene	R2872729	J
	WG699672	SAMP	2-Methylnaphthalene	R2872729	J
L675535-04	WG699672	SAMP	Acenaphthylene	R2872729	J
	WG699672	SAMP	Dibenz(a,h)anthracene	R2872729	J
	WG699672	SAMP	1-Methylnaphthalene	R2872729	J
	WG699672	SAMP	2-Methylnaphthalene	R2872729	J
	WG699672	SAMP	o-Terphenyl	R2873217	J7
L675535-05	WG698890	SAMP	Nitrobenzene-d5	R2871656	J7
	WG698837	SAMP	2-Fluorobiphenyl	R2871656	J7
	WG698837	SAMP	p-Terphenyl-d14	R2871656	J7
	WG698890	SAMP	Residual Range Organics (RRO)	R2872621	J
L675535-06	WG698837	SAMP	Acenaphthylene	R2871656	J
	WG698837	SAMP	Benzo(g,h,i)perylene	R2871656	J
	WG698837	SAMP	Benzo(k)fluoranthene	R2871656	J
	WG698837	SAMP	Dibenz(a,h)anthracene	R2871656	J
	WG698837	SAMP	Indeno(1,2,3-cd)pyrene	R2871656	J
	WG698890	SAMP	Residual Range Organics (RRO)	R2872621	J
	WG698837	SAMP	Acenaphthylene	R2871656	J

Attachment B
Explanation of QC Qualifier Codes

Qualifier	Meaning
J	(EPA) - Estimated value below the lowest calibration point. Confidence correlates with concentration.
J7	Surrogate recovery cannot be used for control limit evaluation due to dilution.

Qualifier Report Information

ESC utilizes sample and result qualifiers as set forth by the EPA Contract Laboratory Program and as required by most certifying bodies including NELAC. In addition to the EPA qualifiers adopted by ESC, we have implemented ESC qualifiers to provide more information pertaining to our analytical results. Each qualifier is designated in the qualifier explanation as either EPA or ESC. Data qualifiers are intended to provide the ESC client with more detailed information concerning the potential bias of reported data. Because of the wide range of constituents and variety of matrices incorporated by most EPA methods, it is common for some compounds to fall outside of established ranges. These exceptions are evaluated and all reported data is valid and useable "unless qualified as 'R' (Rejected)."

Definitions

- Accuracy - The relationship of the observed value of a known sample to the true value of a known sample. Represented by percent recovery and relevant to samples such as: control samples, matrix spike recoveries, surrogate recoveries, etc.
- Precision - The agreement between a set of samples or between duplicate samples. Relates to how close together the results are and is represented by Relative Percent Difference.
- Surrogate - Organic compounds that are similar in chemical composition, extraction, and chromatography to analytes of interest. The surrogates are used to determine the probable response of the group of analytes that are chemically related to the surrogate compound. Surrogates are added to the sample and carried through all stages of preparation and analyses.
- TIC - Tentatively Identified Compound: Compounds detected in samples that are not target compounds, internal standards, system monitoring compounds, or surrogates.



YOUR LAB OF CHOICE

Jeld-Wen
Chris Kramer (SLR)
1800 Blankenship Road, Suite 440

West Linn, OR 97068

Quality Assurance Report
Level II

L675535

12065 Lebanon Rd.
Mt. Juliet, TN 37122
(615) 758-5858
1-800-767-5859
Fax (615) 758-5859

Tax I.D. 62-0814289

Est. 1970

January 02, 2014

Analyte	Result	Laboratory Blank		Limit	Batch	Date Analyzed
		Units	% Rec			
1-Methylnaphthalene	< .00025	mg/l			WG698837	12/24/13 02:01
2-Chloronaphthalene	< .00005	mg/l			WG698837	12/24/13 02:01
2-Methylnaphthalene	< .00025	mg/l			WG698837	12/24/13 02:01
Acenaphthene	< .00005	mg/l			WG698837	12/24/13 02:01
Acenaphthylene	< .00005	mg/l			WG698837	12/24/13 02:01
Anthracene	< .00005	mg/l			WG698837	12/24/13 02:01
Benzo(a)anthracene	< .00005	mg/l			WG698837	12/24/13 02:01
Benzo(a)pyrene	< .00005	mg/l			WG698837	12/24/13 02:01
Benzo(b)fluoranthene	< .00005	mg/l			WG698837	12/24/13 02:01
Benzo(g,h,i)perylene	< .00005	mg/l			WG698837	12/24/13 02:01
Benzo(k)fluoranthene	< .00005	mg/l			WG698837	12/24/13 02:01
Chrysene	< .00005	mg/l			WG698837	12/24/13 02:01
Dibenz(a,h)anthracene	< .00005	mg/l			WG698837	12/24/13 02:01
Fluoranthene	< .00005	mg/l			WG698837	12/24/13 02:01
Fluorene	< .00005	mg/l			WG698837	12/24/13 02:01
Indeno(1,2,3-cd)pyrene	< .00005	mg/l			WG698837	12/24/13 02:01
Naphthalene	< .00025	mg/l			WG698837	12/24/13 02:01
Phenanthrene	< .00005	mg/l			WG698837	12/24/13 02:01
Pyrene	< .00005	mg/l			WG698837	12/24/13 02:01
2-Fluorobiphenyl		% Rec.	117.0	64.4-143	WG698837	12/24/13 02:01
Nitrobenzene-d5		% Rec.	94.20	61.3-162	WG698837	12/24/13 02:01
p-Terphenyl-d14		% Rec.	120.0	55.3-145	WG698837	12/24/13 02:01
Gasoline Range Organics-NWTPH	< .1	mg/l			WG699074	12/27/13 00:25
a,a,a-Trifluorotoluene(FID)		% Rec.	97.40	62-128	WG699074	12/27/13 00:25
Diesel Range Organics (DRO)	< 4	mg/kg			WG698974	12/26/13 12:26
Residual Range Organics (RRO)	< 10	mg/kg			WG698974	12/26/13 12:26
o-Terphenyl		% Rec.	56.60	50-150	WG698974	12/26/13 12:26
Total Solids	< .1	%			WG699374	12/28/13 11:07
Gasoline Range Organics-NWTPH	< .1	mg/l			WG699390	12/27/13 19:46
a,a,a-Trifluorotoluene(FID)		% Rec.	97.40	62-128	WG699390	12/27/13 19:46
Total Solids	< .1	%			WG699477	12/30/13 10:55
Diesel Range Organics (DRO)	< .1	mg/l			WG698890	12/27/13 16:07
Residual Range Organics (RRO)	< .25	mg/l			WG698890	12/27/13 16:07
o-Terphenyl		% Rec.	103.0	50-150	WG698890	12/27/13 16:07
1-Methylnaphthalene	< .02	mg/kg			WG699672	12/31/13 00:44
2-Chloronaphthalene	< .02	mg/kg			WG699672	12/31/13 00:44
2-Methylnaphthalene	< .02	mg/kg			WG699672	12/31/13 00:44
Acenaphthene	< .006	mg/kg			WG699672	12/31/13 00:44
Acenaphthylene	< .006	mg/kg			WG699672	12/31/13 00:44
Anthracene	< .006	mg/kg			WG699672	12/31/13 00:44
Benzo(a)anthracene	< .006	mg/kg			WG699672	12/31/13 00:44
Benzo(a)pyrene	< .006	mg/kg			WG699672	12/31/13 00:44
Benzo(b)fluoranthene	< .006	mg/kg			WG699672	12/31/13 00:44
Benzo(g,h,i)perylene	< .006	mg/kg			WG699672	12/31/13 00:44
Benzo(k)fluoranthene	< .006	mg/kg			WG699672	12/31/13 00:44

* Performance of this Analyte is outside of established criteria.

For additional information, please see Attachment A 'List of Analytes with QC Qualifiers.'



YOUR LAB OF CHOICE

Jeld-Wen
Chris Kramer (SLR)
1800 Blankenship Road, Suite 440

West Linn, OR 97068

Quality Assurance Report
Level II

L675535

12065 Lebanon Rd.
Mt. Juliet, TN 37122
(615) 758-5858
1-800-767-5859
Fax (615) 758-5859

Tax I.D. 62-0814289

Est. 1970

January 02, 2014

Analyte	Result	Laboratory Blank		Limit	Batch	Date Analyzed
		Units	% Rec			
Chrysene	< .006	mg/kg			WG699672	12/31/13 00:44
Dibenz(a,h)anthracene	< .006	mg/kg			WG699672	12/31/13 00:44
Fluoranthene	< .006	mg/kg			WG699672	12/31/13 00:44
Fluorene	< .006	mg/kg			WG699672	12/31/13 00:44
Indeno(1,2,3-cd)pyrene	< .006	mg/kg			WG699672	12/31/13 00:44
Naphthalene	< .02	mg/kg			WG699672	12/31/13 00:44
Phenanthrene	< .006	mg/kg			WG699672	12/31/13 00:44
Pyrene	< .006	mg/kg			WG699672	12/31/13 00:44
2-Fluorobiphenyl		% Rec.	77.30	51.1-131	WG699672	12/31/13 00:44
Nitrobenzene-d5		% Rec.	121.0	40.9-147	WG699672	12/31/13 00:44
p-Terphenyl-d14		% Rec.	82.50	45.3-138	WG699672	12/31/13 00:44

Analyte	Units	Result	Duplicate		Limit	Ref Samp	Batch
			Duplicate	RPD			
Total Solids	%	87.6	88.0	0.416	5	L675775-08	WG699374
Total Solids	%	90.1	89.7	0.505	5	L675945-06	WG699477

Analyte	Units	Laboratory Control Sample		% Rec	Limit	Batch
		Known Val	Result			
1-Methylnaphthalene	mg/l	.002	0.00232	116.	71.2-137	WG698837
2-Chloronaphthalene	mg/l	.002	0.00232	116.	81.1-129	WG698837
2-Methylnaphthalene	mg/l	.002	0.00232	116.	69.8-134	WG698837
Acenaphthene	mg/l	.002	0.00224	112.	80.8-128	WG698837
Acenaphthylene	mg/l	.002	0.00231	115.	77.2-132	WG698837
Anthracene	mg/l	.002	0.00230	115.	78.4-136	WG698837
Benzo(a)anthracene	mg/l	.002	0.00214	107.	69.2-141	WG698837
Benzo(a)pyrene	mg/l	.002	0.00230	115.	71.1-135	WG698837
Benzo(b)fluoranthene	mg/l	.002	0.00224	112.	69.5-140	WG698837
Benzo(g,h,i)perylene	mg/l	.002	0.00221	110.	64.6-138	WG698837
Benzo(k)fluoranthene	mg/l	.002	0.00222	111.	69.3-144	WG698837
Chrysene	mg/l	.002	0.00227	114.	75.6-138	WG698837
Dibenz(a,h)anthracene	mg/l	.002	0.00233	116.	64.1-139	WG698837
Fluoranthene	mg/l	.002	0.00227	113.	78.6-135	WG698837
Fluorene	mg/l	.002	0.00229	115.	78.3-131	WG698837
Indeno(1,2,3-cd)pyrene	mg/l	.002	0.00236	118.	64.8-140	WG698837
Naphthalene	mg/l	.002	0.00218	109.	80.2-126	WG698837
Phenanthrene	mg/l	.002	0.00211	106.	79.6-130	WG698837
Pyrene	mg/l	.002	0.00229	115.	76.6-134	WG698837
2-Fluorobiphenyl				116.0	64.4-143	WG698837
Nitrobenzene-d5				103.0	61.3-162	WG698837
p-Terphenyl-d14				117.0	55.3-145	WG698837
Gasoline Range Organics-NWTPH	mg/l	5.5	5.10	92.7	66-123	WG699074
a,a,a-Trifluorotoluene(FID)				105.0	62-128	WG699074
Diesel Range Organics (DRO)	mg/kg	30	21.2	70.6	50-150	WG698974
Residual Range Organics (RRO)	mg/kg	30	25.5	85.0	50-150	WG698974
o-Terphenyl				58.20	50-150	WG698974
Total Solids	%	50	50.0	100.	85-115	WG699374

* Performance of this Analyte is outside of established criteria.
For additional information, please see Attachment A 'List of Analytes with QC Qualifiers.'



YOUR LAB OF CHOICE

Jeld-Wen
Chris Kramer (SLR)
1800 Blankenship Road, Suite 440
West Linn, OR 97068

Quality Assurance Report
Level II

L675535

12065 Lebanon Rd.
Mt. Juliet, TN 37122
(615) 758-5858
1-800-767-5859
Fax (615) 758-5859

Tax I.D. 62-0814289

Est. 1970

January 02, 2014

Analyte	Units	Laboratory Control Sample		% Rec	Limit	Batch
		Known Val	Result			
Gasoline Range Organics-NWTPH a,a,a-Trifluorotoluene(FID)	mg/l	5.5	4.40	79.9 104.0	66-123 62-128	WG699390 WG699390
Total Solids	%	50	50.0	99.9	85-115	WG699477
Diesel Range Organics (DRO)	mg/l	.75	0.855	114.	50-150	WG698890
Residual Range Organics (RRO)	mg/l	.75	0.772	103.	50-150	WG698890
o-Terphenyl				102.0	50-150	WG698890
1-Methylnaphthalene	mg/kg	.08	0.0685	85.6	62.5-121	WG699672
2-Chloronaphthalene	mg/kg	.08	0.0770	96.3	62.1-120	WG699672
2-Methylnaphthalene	mg/kg	.08	0.0667	83.4	62.5-121	WG699672
Acenaphthene	mg/kg	.08	0.0792	99.1	62.4-121	WG699672
Acenaphthylene	mg/kg	.08	0.0711	88.8	62.9-123	WG699672
Anthracene	mg/kg	.08	0.0753	94.1	64.9-129	WG699672
Benzo(a)anthracene	mg/kg	.08	0.0737	92.1	61.8-125	WG699672
Benzo(a)pyrene	mg/kg	.08	0.0623	77.9	63.4-119	WG699672
Benzo(b)fluoranthene	mg/kg	.08	0.0675	84.3	62.7-119	WG699672
Benzo(g,h,i)perylene	mg/kg	.08	0.0611	76.4	68.2-129	WG699672
Benzo(k)fluoranthene	mg/kg	.08	0.0717	89.6	64.5-128	WG699672
Chrysene	mg/kg	.08	0.0738	92.2	64.4-128	WG699672
Dibenz(a,h)anthracene	mg/kg	.08	0.0621	77.6	65.3-128	WG699672
Fluoranthene	mg/kg	.08	0.0765	95.7	61.8-129	WG699672
Fluorene	mg/kg	.08	0.0700	87.4	60.8-121	WG699672
Indeno(1,2,3-cd)pyrene	mg/kg	.08	0.0625	78.1	67.6-129	WG699672
Naphthalene	mg/kg	.08	0.0691	86.4	59.5-116	WG699672
Phenanthrene	mg/kg	.08	0.0756	94.5	59.4-121	WG699672
Pyrene	mg/kg	.08	0.0808	101.	61.2-130	WG699672
2-Fluorobiphenyl				81.10	51.1-131	WG699672
Nitrobenzene-d5				128.0	40.9-147	WG699672
p-Terphenyl-d14				82.50	45.3-138	WG699672

Analyte	Units	Laboratory Control Sample Duplicate			Limit	RPD	Limit	Batch
		Result	Ref	%Rec				
1-Methylnaphthalene	mg/l	0.00243	0.00232	122.	71.2-137	4.51	20	WG698837
2-Chloronaphthalene	mg/l	0.00241	0.00232	120.	81.1-129	3.95	20	WG698837
2-Methylnaphthalene	mg/l	0.00243	0.00232	121.	69.8-134	4.79	20	WG698837
Acenaphthene	mg/l	0.00234	0.00224	117.	80.8-128	4.45	20	WG698837
Acenaphthylene	mg/l	0.00241	0.00231	121.	77.2-132	4.46	20	WG698837
Anthracene	mg/l	0.00240	0.00230	120.	78.4-136	3.98	20	WG698837
Benzo(a)anthracene	mg/l	0.00225	0.00214	112.	69.2-141	4.87	20	WG698837
Benzo(a)pyrene	mg/l	0.00237	0.00230	119.	71.1-135	3.35	20	WG698837
Benzo(b)fluoranthene	mg/l	0.00221	0.00224	110.	69.5-140	1.53	20	WG698837
Benzo(g,h,i)perylene	mg/l	0.00227	0.00221	114.	64.6-138	2.78	20	WG698837
Benzo(k)fluoranthene	mg/l	0.00242	0.00222	121.	69.3-144	8.49	20	WG698837
Chrysene	mg/l	0.00236	0.00227	118.	75.6-138	3.87	20	WG698837
Dibenz(a,h)anthracene	mg/l	0.00243	0.00233	121.	64.1-139	4.08	20	WG698837
Fluoranthene	mg/l	0.00239	0.00227	119.	78.6-135	5.26	20	WG698837
Fluorene	mg/l	0.00240	0.00229	120.	78.3-131	4.64	20	WG698837
Indeno(1,2,3-cd)pyrene	mg/l	0.00244	0.00236	122.	64.8-140	3.32	20	WG698837
Naphthalene	mg/l	0.00227	0.00218	114.	80.2-126	4.13	20	WG698837
Phenanthrene	mg/l	0.00221	0.00211	110.	79.6-130	4.47	20	WG698837
Pyrene	mg/l	0.00239	0.00229	119.	76.6-134	4.10	20	WG698837
2-Fluorobiphenyl				119.0	64.4-143			WG698837
Nitrobenzene-d5				107.0	61.3-162			WG698837

* Performance of this Analyte is outside of established criteria.

For additional information, please see Attachment A 'List of Analytes with QC Qualifiers.'



YOUR LAB OF CHOICE

Jeld-Wen
Chris Kramer (SLR)
1800 Blankenship Road, Suite 440

West Linn, OR 97068

Quality Assurance Report
Level II

L675535

12065 Lebanon Rd.
Mt. Juliet, TN 37122
(615) 758-5858
1-800-767-5859
Fax (615) 758-5859

Tax I.D. 62-0814289

Est. 1970

January 02, 2014

Analyte	Units	Laboratory Control Sample Duplicate			Limit	RPD	Limit	Batch
		Result	Ref	%Rec				
p-Terphenyl-d14				120.0	55.3-145			
Gasoline Range Organics-NWTPH	mg/l	4.87	5.10	89.0	66-123	4.47	20	WG699074
a,a,a-Trifluorotoluene(FID)				105.0	62-128			WG699074
Diesel Range Organics (DRO)	mg/kg	22.8	21.2	76.0	50-150	7.50	20	WG698974
Residual Range Organics (RRO)	mg/kg	27.0	25.5	90.0	50-150	5.81	20	WG698974
o-Terphenyl				60.90	50-150			WG698974
Gasoline Range Organics-NWTPH	mg/l	4.34	4.40	79.0	66-123	1.32	20	WG699390
a,a,a-Trifluorotoluene(FID)				104.0	62-128			WG699390
Diesel Range Organics (DRO)	mg/l	0.877	0.855	117.	50-150	2.60	20	WG698890
Residual Range Organics (RRO)	mg/l	0.810	0.772	108.	50-150	4.86	20	WG698890
o-Terphenyl				107.0	50-150			WG698890
1-Methylnaphthalene	mg/kg	0.0687	0.0685	86.0	62.5-121	0.380	20	WG699672
2-Chloronaphthalene	mg/kg	0.0771	0.0770	96.0	62.1-120	0.130	20	WG699672
2-Methylnaphthalene	mg/kg	0.0674	0.0667	84.0	62.5-121	1.03	20	WG699672
Acenaphthene	mg/kg	0.0793	0.0792	99.0	62.4-121	0.0100	20	WG699672
Acenaphthylene	mg/kg	0.0721	0.0711	90.0	62.9-123	1.40	20	WG699672
Anthracene	mg/kg	0.0793	0.0753	99.0	64.9-129	5.21	20	WG699672
Benzo(a)anthracene	mg/kg	0.0738	0.0737	92.0	61.8-125	0.0900	20	WG699672
Benzo(a)pyrene	mg/kg	0.0649	0.0623	81.0	63.4-119	4.09	20	WG699672
Benzo(b)fluoranthene	mg/kg	0.0709	0.0675	89.0	62.7-119	4.98	20	WG699672
Benzo(g,h,i)perylene	mg/kg	0.0617	0.0611	77.0	68.2-129	0.960	20	WG699672
Benzo(k)fluoranthene	mg/kg	0.0692	0.0717	86.0	64.5-128	3.53	20	WG699672
Chrysene	mg/kg	0.0748	0.0738	93.0	64.4-128	1.35	20	WG699672
Dibenz(a,h)anthracene	mg/kg	0.0626	0.0621	78.0	65.3-128	0.900	20	WG699672
Fluoranthene	mg/kg	0.0776	0.0765	97.0	61.8-129	1.34	20	WG699672
Fluorene	mg/kg	0.0702	0.0700	88.0	60.8-121	0.290	20	WG699672
Indeno(1,2,3-cd)pyrene	mg/kg	0.0628	0.0625	78.0	67.6-129	0.570	20	WG699672
Naphthalene	mg/kg	0.0731	0.0691	91.0	59.5-116	5.59	20	WG699672
Phenanthrene	mg/kg	0.0773	0.0756	97.0	59.4-121	2.25	20	WG699672
Pyrene	mg/kg	0.0809	0.0808	101.	61.2-130	0.0900	20	WG699672
2-Fluorobiphenyl				79.10	51.1-131			WG699672
Nitrobenzene-d5				125.0	40.9-147			WG699672
p-Terphenyl-d14				79.90	45.3-138			WG699672

Analyte	Units	MS Res	Matrix Spike			Limit	Ref Samp	Batch
			Ref Res	TV	% Rec			
Gasoline Range Organics-NWTPH	mg/l	5.12	0.0335	5.5	92.0	47.5-136	L675694-04	WG699074
a,a,a-Trifluorotoluene(FID)					105.0	62-128		WG699074
Diesel Range Organics (DRO)	mg/kg	22.3	0.0	30	74.0	50-150	L675535-03	WG698974
Residual Range Organics (RRO)	mg/kg	24.6	0.0	30	82.0	50-150	L675535-03	WG698974
o-Terphenyl					57.40	50-150		WG698974
Gasoline Range Organics-NWTPH	mg/l	4.56	0.0361	5.5	82.0	47.5-136	L675516-12	WG699390
a,a,a-Trifluorotoluene(FID)					105.0	62-128		WG699390
1-Methylnaphthalene	mg/kg	0.0653	0.	.08	81.6	58.9-123	L675649-04	WG699672

* Performance of this Analyte is outside of established criteria.

For additional information, please see Attachment A 'List of Analytes with QC Qualifiers.'



YOUR LAB OF CHOICE

Jeld-Wen
Chris Kramer (SLR)
1800 Blankenship Road, Suite 440

West Linn, OR 97068

Quality Assurance Report
Level II

L675535

12065 Lebanon Rd.
Mt. Juliet, TN 37122
(615) 758-5858
1-800-767-5859
Fax (615) 758-5859

Tax I.D. 62-0814289

Est. 1970

January 02, 2014

Analyte	Units	MS Res	Matrix Spike		% Rec	Limit	Ref Samp	Batch
			Ref Res	TV				
2-Chloronaphthalene	mg/kg	0.0744	0.	.08	93.0	61.6-120	L675649-04	WG699672
2-Methylnaphthalene	mg/kg	0.0641	0.	.08	80.1	50.7-129	L675649-04	WG699672
Acenaphthene	mg/kg	0.0760	0.	.08	95.0	51.6-124	L675649-04	WG699672
Acenaphthylene	mg/kg	0.0718	0.	.08	89.7	58.3-126	L675649-04	WG699672
Anthracene	mg/kg	0.0757	0.	.08	94.6	47.9-137	L675649-04	WG699672
Benzo(a)anthracene	mg/kg	0.0694	0.	.08	86.7	34.2-138	L675649-04	WG699672
Benzo(a)pyrene	mg/kg	0.0645	0.	.08	80.6	34.6-133	L675649-04	WG699672
Benzo(b)fluoranthene	mg/kg	0.0620	0.	.08	77.5	19.8-142	L675649-04	WG699672
Benzo(g,h,i)perylene	mg/kg	0.0559	0.	.08	69.8	20-149	L675649-04	WG699672
Benzo(k)fluoranthene	mg/kg	0.0673	0.	.08	84.1	32.1-137	L675649-04	WG699672
Chrysene	mg/kg	0.0702	0.	.08	87.7	36.6-137	L675649-04	WG699672
Dibenz(a,h)anthracene	mg/kg	0.0572	0.	.08	71.5	27.1-145	L675649-04	WG699672
Fluoranthene	mg/kg	0.0722	0.	.08	90.3	39.8-141	L675649-04	WG699672
Fluorene	mg/kg	0.0672	0.	.08	83.9	42.5-130	L675649-04	WG699672
Indeno(1,2,3-cd)pyrene	mg/kg	0.0573	0.	.08	71.7	19-151	L675649-04	WG699672
Naphthalene	mg/kg	0.0701	0.	.08	87.6	40.6-135	L675649-04	WG699672
Phenanthrene	mg/kg	0.0730	0.	.08	91.3	39.7-129	L675649-04	WG699672
Pyrene	mg/kg	0.0783	0.	.08	97.9	31.5-141	L675649-04	WG699672
2-Fluorobiphenyl					77.60	51.1-131		WG699672
Nitrobenzene-d5					128.0	40.9-147		WG699672
p-Terphenyl-d14					80.10	45.3-138		WG699672

Analyte	Units	MSD	Matrix Spike Duplicate		Limit	RPD	Limit	Ref Samp	Batch
			Ref	%Rec					
Gasoline Range Organics-NWTPH a,a,a-Trifluorotoluene(FID)	mg/l	5.07	5.12	91.5	47.5-136	0.950	20	L675694-04	WG699074
				106.0	62-128				WG699074
Diesel Range Organics (DRO)	mg/kg	26.1	22.3	86.8	50-150	15.6	20	L675535-03	WG698974
Residual Range Organics (RRO)	mg/kg	26.9	24.6	89.8	50-150	9.06	20	L675535-03	WG698974
o-Terphenyl				65.40	50-150				WG698974
Gasoline Range Organics-NWTPH a,a,a-Trifluorotoluene(FID)	mg/l	4.52	4.56	81.6	47.5-136	0.880	20	L675516-12	WG699390
				104.0	62-128				WG699390
1-Methylnaphthalene	mg/kg	0.0608	0.0653	76.0	58.9-123	7.10	20	L675649-04	WG699672
2-Chloronaphthalene	mg/kg	0.0698	0.0744	87.3	61.6-120	6.33	20	L675649-04	WG699672
2-Methylnaphthalene	mg/kg	0.0599	0.0641	74.8	50.7-129	6.83	20	L675649-04	WG699672
Acenaphthene	mg/kg	0.0722	0.0760	90.2	51.6-124	5.19	20	L675649-04	WG699672
Acenaphthylene	mg/kg	0.0675	0.0718	84.4	58.3-126	6.16	20	L675649-04	WG699672
Anthracene	mg/kg	0.0733	0.0757	91.7	47.9-137	3.12	20	L675649-04	WG699672
Benzo(a)anthracene	mg/kg	0.0670	0.0694	83.8	34.2-138	3.46	22.8	L675649-04	WG699672
Benzo(a)pyrene	mg/kg	0.0622	0.0645	77.7	34.6-133	3.64	26.3	L675649-04	WG699672
Benzo(b)fluoranthene	mg/kg	0.0587	0.0620	73.4	19.8-142	5.48	30.3	L675649-04	WG699672
Benzo(g,h,i)perylene	mg/kg	0.0543	0.0559	67.9	20-149	2.79	27.1	L675649-04	WG699672
Benzo(k)fluoranthene	mg/kg	0.0660	0.0673	82.5	32.1-137	1.91	24.6	L675649-04	WG699672
Chrysene	mg/kg	0.0663	0.0702	82.8	36.6-137	5.71	22.7	L675649-04	WG699672
Dibenz(a,h)anthracene	mg/kg	0.0552	0.0572	69.0	27.1-145	3.51	21.9	L675649-04	WG699672
Fluoranthene	mg/kg	0.0701	0.0722	87.6	39.8-141	3.00	22.2	L675649-04	WG699672
Fluorene	mg/kg	0.0638	0.0672	79.7	42.5-130	5.16	20	L675649-04	WG699672
Indeno(1,2,3-cd)pyrene	mg/kg	0.0556	0.0573	69.4	19-151	3.15	25	L675649-04	WG699672
Naphthalene	mg/kg	0.0642	0.0701	80.3	40.6-135	8.71	20	L675649-04	WG699672
Phenanthrene	mg/kg	0.0696	0.0730	87.0	39.7-129	4.78	20	L675649-04	WG699672
Pyrene	mg/kg	0.0751	0.0783	93.9	31.5-141	4.13	23.5	L675649-04	WG699672
2-Fluorobiphenyl				73.40	51.1-131				WG699672
Nitrobenzene-d5				120.0	40.9-147				WG699672

* Performance of this Analyte is outside of established criteria.

For additional information, please see Attachment A 'List of Analytes with QC Qualifiers.'



YOUR LAB OF CHOICE

Jeld-Wen
Chris Kramer (SLR)
1800 Blankenship Road, Suite 440
West Linn, OR 97068

Quality Assurance Report
Level II
L675535

12065 Lebanon Rd.
Mt. Juliet, TN 37122
(615) 758-5858
1-800-767-5859
Fax (615) 758-5859
Tax I.D. 62-0814289
Est. 1970

January 02, 2014

Table with columns: Analyte, Units, MSD, Matrix Spike Duplicate (Ref, %Rec), Limit, RPD, Limit Ref Samp, Batch. Row for p-Terphenyl-d14 with values 75.70 and 45.3-138.

Batch number /Run number / Sample number cross reference

WG698837: R2871656 R2871724: L675535-05 06 07
WG699074: R2872133: L675535-05 06
WG698974: R2872211: L675535-01 02 03 04
WG699374: R2872304: L675535-01 02
WG699390: R2872395: L675535-07
WG699477: R2872488: L675535-03 04
WG698890: R2872621 R2873217: L675535-05 06 07
WG699672: R2872729: L675535-01 02 03 04

* * Calculations are performed prior to rounding of reported values.
* Performance of this Analyte is outside of established criteria.
For additional information, please see Attachment A 'List of Analytes with QC Qualifiers.'



YOUR LAB OF CHOICE

Jeld-Wen
Chris Kramer (SLR)
1800 Blankenship Road, Suite 440

West Linn, OR 97068

Quality Assurance Report
Level II

L675535

12065 Lebanon Rd.
Mt. Juliet, TN 37122
(615) 758-5858
1-800-767-5859
Fax (615) 758-5859

Tax I.D. 62-0814289

Est. 1970

January 02, 2014

The data package includes a summary of the analytic results of the quality control samples required by the SW-846 or CWA methods. The quality control samples include a method blank, a laboratory control sample, and the matrix spike/matrix spike duplicate analysis. If a target parameter is outside the method limits, every sample that is effected is flagged with the appropriate qualifier in Appendix B of the analytic report.

Method Blank - an aliquot of reagent water carried through the entire analytic process. The method blank results indicate if any possible contamination exposure during the sample handling, digestion or extraction process, and analysis. Concentrations of target analytes above the reporting limit in the method blank are qualified with the "B" qualifier.

Laboratory Control Sample - is a sample of known concentration that is carried through the digestion/extraction and analysis process. The percent recovery, expressed as a percentage of the theoretical concentration, has statistical control limits indicating that the analytic process is "in control". If a target analyte is outside the control limits for the laboratory control sample or any other control sample, the parameter is flagged with a "J4" qualifier for all effected samples.

Matrix Spike and Matrix Spike Duplicate - is two aliquots of an environmental sample that is spiked with known concentrations of target analytes. The percent recovery of the target analytes also has statistical control limits. If any recoveries that are outside the method control limits, the sample that was selected for matrix spike/matrix spike duplicate analysis is flagged with either a "J5" or a "J6". The relative percent difference (%RPD) between the matrix spike and the matrix spike duplicate recoveries is all calculated. If the RPD is above the method limit, the effected samples are flagged with a "J3" qualifier.

SLR ADDITIONAL UPLAND ASSESSMENT - WOODLIFE AREA (2013)



29 APRIL 2013

Chris Kramer
 SLR International Corporation
 1800 Blankenship Road, Suite 440
 West Linn, OR, 97068

Ph.: 503-723-4423
 Email: ckramer@slrconsulting.com

Subject: Certificate of Results

Dear Chris;

Attached to this narrative are the analytical results you requested on samples submitted for the determination of polychlorinated dibenzo-*p*-dioxins and dibenzofurans. The insert below summarizes the relevant information pertaining to your project. In particular, QC annotations bring to your attention specific analytical observations and assessments made during the sample handling and data interpretation phases. Results reported relate only to the items tested.

Project Information Summary	When applicable, see QC Annotations for details
Client Project No.	Jeld-Wen/Nord Door
AP Project #	A5290_10827
Analytical Protocol	Method 1613B
No. Samples Submitted	20
No. Samples Analyzed	4 (8 previously reported, 8 remain on HOLD)
No. Laboratory Method Blanks	1
No. OPRs / Batch CS3	1
No. Outstanding Samples	0
Date Received	15-Mar-2013
Condition Received	good
Temperature upon Receipt (C)	2.2, 0.4
Extraction within Holding Time	yes
Analysis within Holding Time	yes
Data meet QA/QC Requirements	yes
Exceptions	none
Analytical Difficulties	none

ANALYTICAL PERSPECTIVES IS NOW PART OF SGS, THE WORLD'S LEADING INSPECTION, VERIFICATION, TESTING AND CERTIFICATION COMPANY.



QC Annotations:

Please see Appendix A & B attached for data qualifier/attribute and lab identifier descriptions which may be contained in the project.

A5290 batch 10827: Samples were taken of hold for analysis at client request, 10 April 2013. Results for those four samples are reported here.

Analytical Perspectives Certification IDs:

SOUTH CAROLINA	99054
ARKANSAS	88-0628
NEW JERSEY-NELAP SECONDARY	NC005
FLORIDA-NELAP PRIMARY	E87608
LOUISIANA	4024
NORTH CAROLINA	37783
WASHINGTON	C2027
NEW YORK	11988
VIRGINIA	460180
MINNESOTA	037-999-448
OREGON	pending
TEXAS	T104704484-10-1
PENNSYLVANIA-NELAP SECONDARY	68-01849

SGS Analytical Perspectives remains committed to serving you in the most effective manner. Should you have any questions or need additional information and technical support, please do not hesitate to contact us.

The management and staff of SGS Analytical Perspectives welcomes customer feedback, both positive and negative, as we continually improve our services. Please visit our web site at www.ultratrace.com and click on the 'Leave Your Feedback Here!' link on the Home Page. Thank you for choosing SGS Analytical Perspectives.

Sincerely,

Amy J. Boehm
Senior Project Manager



APPENDIX A: DATA QUALIFIERS / DATA ATTRIBUTES	
>	Indicates high recoveries. Shown with the numeric value at the top of the range. ¹
B	The analyte was found in the method blank, at a concentration that was at least 10% of the concentration in the sample.
C	Two or more congeners co-elute. In EDDs C denotes the lowest IUPAC congener in a co-elution group and additional co-eluters for the group are shown with the number of the lowest IUPAC co-eluter.
E	The reported concentration exceeds the calibration range (upper point of the calibration curve).
EMPC	Represents an Estimated Maximum Possible Concentration. EMPC's arise in cases where the signal/noise ratio is not sufficient for peak identification (the determined ion-abundance ratio is outside the allowed theoretical range), or where there is a co-eluting interference.
ETH	Indicates the presence of a diphenyl ether that appears to interfere with the quantitation of a furan. The reported concentration is the maximum.
H/h	If the standard recovery is below the method or SOP specified value "H" is assigned. If the obtained value is less than half the specified value "h" is assigned. ¹
J	Indicates that an analyte has a concentration below the reporting limit (lowest point of the calibration curve).
ND	Indicates a non-detect.
NR	Indicates a value that is not reportable.
PR	Due to interference, the associated congener is poorly resolved.
QI	Indicates the presence of a quantitative interference.
SI	Denotes "Single Ion Mode" and is utilized for PCBs where the secondary ion trace has a significantly elevated noise level due to background PFK. Responses for such peaks are calculated using an EMPC approach based solely on the primary ion area(s) and may be considered estimates. ¹
U	The analyte was not detected. The estimated detection limit (EDL) may be reported for this analyte.
V	The labeled standard recovery was found to be outside of the method control limits.
X	Indicates results reported from reinjection, refractionation, or repeat analyses.
APPENDIX B: LAB ID IDENTIFIERS	
AR	Indicates use of the archived portion of the sample extract.
CU	Indicates a sample that required additional clean-up prior to MS injection/processing.
D	Indicates a dilution of the sample extract. The number that follows the "D" indicates the dilution factor.
DE	Indicates a dilution performed with the addition of ES (extraction standard) solution.
DUP	Designation for a duplicate sample.
MS	Designation for a matrix spike.
MSD	Designation for a matrix spike duplicate.
RJ	Indicates a reinjection of the sample extract.
S	Indicates a sample split. The number that follows the "S" indicates the split factor.

¹Denotes data qualifiers/attributes whose use will be phased out over time

Sample ID: GP-503-3'

Method 1613B

Client Data		Sample Data		Laboratory Data			
Name:	SLR International Corporation	Matrix:	Solids	Lab Project ID:	A5290	Date Received:	15-Mar-2013
Project ID:	NORD DOOR	Weight/Volume:	7.42 g	Lab Sample ID:	A5290_10827_DF_008	Date Extracted:	12-Apr-2013
Date Collected:	13-Mar-2013	% Solids:	61.6 %	QC Batch No:	10827	Date Analyzed:	24-Apr-2013
		Split:	-	Dilution:	-	Time Analyzed:	18:45:03
Analyte	Conc. (pg/g)	DL (pg/g)	EMPC (pg/g)	Qualifiers	Standard	ES Recoveries	Qualifiers
2378-TCDD	3.18				ES 2378-TCDD	93.1	
12378-PeCDD	5.85				ES 12378-PeCDD	87.1	
123478-HxCDD	8.28				ES 123478-HxCDD	66.7	
123678-HxCDD	67.8				ES 123678-HxCDD	56.9	
123789-HxCDD	13.5				ES 123789-HxCDD	50.4	
1234678-HpCDD	1970				ES 1234678-HpCDD	69.4	
OCDD	22600			E	ES OCDD	60	
2378-TCDF	21.9				ES 2378-TCDF	85.4	
12378-PeCDF	8.71				ES 12378-PeCDF	83.6	
23478-PeCDF	16.5				ES 23478-PeCDF	80.6	
123478-HxCDF	14				ES 123478-HxCDF	64	
123678-HxCDF	8.13				ES 123678-HxCDF	65.6	
234678-HxCDF	11.9				ES 234678-HxCDF	63.5	
123789-HxCDF	2.74			J	ES 123789-HxCDF	58.5	
1234678-HpCDF	340				ES 1234678-HpCDF	61.5	
1234789-HpCDF	22.9				ES 1234789-HpCDF	63.3	
OCDF	1680				ES OCDF	54.3	
Totals					Standard	CS/AS Recoveries	
Total TCDD	236		241		CS 37Cl-2378-TCDD	107	
Total PeCDD	193		193		CS 12347-PeCDD	96.1	
Total HxCDD	384		384		CS 12346-PeCDF	85.4	
Total HpCDD	3180		3180		CS 123469-HxCDF	73.3	
Total TCDF	371		373		CS 1234689-HpCDF	71.3	
Total PeCDF	163		167		AS 1368-TCDD	83.3	
Total HxCDF	265		266		AS 1368-TCDF	80.4	
Total HpCDF	1330		1330				
Total PCDD/Fs	30400		30400				
WHO-2005 TEQs							
TEQ: ND=0	59.6		59.6				
TEQ: ND=DL/2	59.6	0.754	59.6				
TEQ: ND=DL	59.6	1.51	59.6				



2714 Exchange Drive
Wilmington, NC 28405, USA
www.us.sgs.com

Tel: +1 910 794-1613; Toll-Free 866 846-8290; Fax: +1 910 794-3919

Sample ID: GP-503-5'

Method 1613B

Client Data		Sample Data		Laboratory Data			
Name:	SLR International Corporation	Matrix:	Solids	Lab Project ID:	A5290	Date Received:	15-Mar-2013
Project ID:	NORD DOOR	Weight/Volume:	9.56 g	Lab Sample ID:	A5290_10827_DF_009	Date Extracted:	12-Apr-2013
Date Collected:	13-Mar-2013	% Solids:	80.0 %	QC Batch No:	10827	Date Analyzed:	24-Apr-2013
		Split:	-	Dilution:	-	Time Analyzed:	19:37:39
Analyte	Conc. (pg/g)	DL (pg/g)	EMPC (pg/g)	Qualifiers	Standard	ES Recoveries	Qualifiers
2378-TCDD	ND	0.319			ES 2378-TCDD	93.7	
12378-PeCDD	ND	0.384			ES 12378-PeCDD	91.7	
123478-HxCDD	ND	0.485			ES 123478-HxCDD	84.1	
123678-HxCDD	5.15				ES 123678-HxCDD	82.4	
123789-HxCDD	EMPC		0.889	J	ES 123789-HxCDD	87.8	
1234678-HpCDD	183				ES 1234678-HpCDD	90.6	
OCDD	2240				ES OCDD	87.8	
2378-TCDF	ND	0.258			ES 2378-TCDF	90.9	
12378-PeCDF	ND	0.267			ES 12378-PeCDF	84.2	
23478-PeCDF	ND	0.25			ES 23478-PeCDF	86.4	
123478-HxCDF	EMPC		0.811	J	ES 123478-HxCDF	87	
123678-HxCDF	ND	0.258			ES 123678-HxCDF	90.9	
234678-HxCDF	EMPC		0.443	J	ES 234678-HxCDF	90.6	
123789-HxCDF	ND	0.317			ES 123789-HxCDF	91.5	
1234678-HpCDF	28.2				ES 1234678-HpCDF	89.6	
1234789-HpCDF	2.4			J	ES 1234789-HpCDF	87.2	
OCDF	158				ES OCDF	83.8	
Totals					Standard	CS/AS Recoveries	
Total TCDD	ND	0.319	ND		CS 37Cl-2378-TCDD	105	
Total PeCDD	ND	0.384	ND		CS 12347-PeCDD	93.6	
Total HxCDD	14.2		15.1		CS 12346-PeCDF	86.2	
Total HpCDD	308		308		CS 123469-HxCDF	96.1	
					CS 1234689-HpCDF	92.6	
Total TCDF	0.29		0.29		AS 1368-TCDD	92.8	
Total PeCDF	0.518		0.518		AS 1368-TCDF	91.2	
Total HxCDF	15.2		16.5				
Total HpCDF	112		112				
Total PCDD/Fs	2850		2850				
WHO-2005 TEQs							
TEQ: ND=0	3.37		3.58				
TEQ: ND=DL/2	3.88	0.543	4.04				
TEQ: ND=DL	4.39	1.09	4.5				



2714 Exchange Drive
 Wilmington, NC 28405, USA
 www.us.sgs.com

Tel: +1 910 794-1613; Toll-Free 866 846-8290; Fax: +1 910 794-3919

Sample ID: GP-505-3'

Method 1613B

Client Data		Sample Data		Laboratory Data			
Name:	SLR International Corporation	Matrix:	Solids	Lab Project ID:	A5290	Date Received:	15-Mar-2013
Project ID:	NORD DOOR	Weight/Volume:	10.04 g	Lab Sample ID:	A5290_10827_DF_014	Date Extracted:	12-Apr-2013
Date Collected:	13-Mar-2013	% Solids:	84.9 %	QC Batch No:	10827	Date Analyzed:	24-Apr-2013
		Split:	-	Dilution:	-	Time Analyzed:	20:30:16
Analyte	Conc. (pg/g)	DL (pg/g)	EMPC (pg/g)	Qualifiers	Standard	ES Recoveries	Qualifiers
2378-TCDD	0.351			J	ES 2378-TCDD	91.8	
12378-PeCDD	0.664			J	ES 12378-PeCDD	85.9	
123478-HxCDD	ND	0.398			ES 123478-HxCDD	80.2	
123678-HxCDD	1.61			J	ES 123678-HxCDD	75.6	
123789-HxCDD	ND	0.415			ES 123789-HxCDD	81.1	
1234678-HpCDD	46.4				ES 1234678-HpCDD	87.5	
OCDD	542				ES OCDD	79.4	
2378-TCDF	0.652				ES 2378-TCDF	86.7	
12378-PeCDF	ND	0.326			ES 12378-PeCDF	80.8	
23478-PeCDF	ND	0.309			ES 23478-PeCDF	79.8	
123478-HxCDF	EMPC		0.262	J	ES 123478-HxCDF	82.3	
123678-HxCDF	EMPC		0.232	J	ES 123678-HxCDF	85.6	
234678-HxCDF	ND	0.249			ES 234678-HxCDF	85.2	
123789-HxCDF	ND	0.288			ES 123789-HxCDF	86.4	
1234678-HpCDF	6.88				ES 1234678-HpCDF	82.4	
1234789-HpCDF	EMPC		0.495	J	ES 1234789-HpCDF	83.2	
OCDF	38.4				ES OCDF	75.8	
Totals					Standard	CS/AS Recoveries	
Total TCDD	12.5		12.5		CS 37Cl-2378-TCDD	103	
Total PeCDD	20.6		21.6		CS 12347-PeCDD	94.3	
Total HxCDD	24.6		24.6		CS 12346-PeCDF	87.7	
Total HpCDD	76.3		76.3		CS 123469-HxCDF	95.5	
					CS 1234689-HpCDF	91.9	
Total TCDF	6.21		9.14		AS 1368-TCDD	91	
Total PeCDF	0.78		1.19		AS 1368-TCDF	87.5	
Total HxCDF	4.43		5.26				
Total HpCDF	26.7		27.2				
Total PCDD/Fs	752		758				
WHO-2005 TEQs							
TEQ: ND=0	1.95		2				
TEQ: ND=DL/2	2.09	0.529	2.12				
TEQ: ND=DL	2.24	1.06	2.24				



2714 Exchange Drive
Wilmington, NC 28405, USA
www.us.sgs.com

Tel: +1 910 794-1613; Toll-Free 866 846-8290; Fax: +1 910 794-3919

Sample ID: GP-507-3'

Method 1613B

Client Data		Sample Data		Laboratory Data			
Name:	SLR International Corporation	Matrix:	Solids	Lab Project ID:	A5290	Date Received:	15-Mar-2013
Project ID:	NORD DOOR	Weight/Volume:	10.80 g	Lab Sample ID:	A5290_10827_DF_020	Date Extracted:	12-Apr-2013
Date Collected:	13-Mar-2013	% Solids:	83.2 %	QC Batch No:	10827	Date Analyzed:	24-Apr-2013
		Split:	-	Dilution:	-	Time Analyzed:	21:22:52
Analyte	Conc. (pg/g)	DL (pg/g)	EMPC (pg/g)	Qualifiers	Standard	ES Recoveries	Qualifiers
2378-TCDD	ND	0.279			ES 2378-TCDD	86.1	
12378-PeCDD	ND	0.285			ES 12378-PeCDD	82.9	
123478-HxCDD	ND	0.331			ES 123478-HxCDD	78.3	
123678-HxCDD	ND	0.307			ES 123678-HxCDD	76.7	
123789-HxCDD	ND	0.333			ES 123789-HxCDD	81.3	
1234678-HpCDD	11.4				ES 1234678-HpCDD	88.9	
OCDD	99.4				ES OCDD	80.8	
2378-TCDF	ND	0.224			ES 2378-TCDF	83.1	
12378-PeCDF	ND	0.274			ES 12378-PeCDF	75	
23478-PeCDF	ND	0.276			ES 23478-PeCDF	77.9	
123478-HxCDF	ND	0.177			ES 123478-HxCDF	82.7	
123678-HxCDF	ND	0.168			ES 123678-HxCDF	84.7	
234678-HxCDF	ND	0.204			ES 234678-HxCDF	83.3	
123789-HxCDF	ND	0.21			ES 123789-HxCDF	86.7	
1234678-HpCDF	1.71			J	ES 1234678-HpCDF	78.2	
1234789-HpCDF	ND	0.316			ES 1234789-HpCDF	87.7	
OCDF	4.59			J	ES OCDF	78.2	
Totals					Standard	CS/AS Recoveries	
Total TCDD	ND	0.279	ND		CS 37Cl-2378-TCDD	95.4	
Total PeCDD	ND	0.285	ND		CS 12347-PeCDD	87	
Total HxCDD	2.33		2.33		CS 12346-PeCDF	79.2	
Total HpCDD	32.8		32.8		CS 123469-HxCDF	91.1	
					CS 1234689-HpCDF	87.4	
Total TCDF	ND	0.224	ND		AS 1368-TCDD	83	
Total PeCDF	ND	0.275	ND		AS 1368-TCDF	83.3	
Total HxCDF	1.44		1.44				
Total HpCDF	4.75		4.75				
Total PCDD/Fs	145		145				
WHO-2005 TEQs							
TEQ: ND=0	0.162		0.162				
TEQ: ND=DL/2	0.588	0.43	0.588				
TEQ: ND=DL	1.01	0.86	1.01				



2714 Exchange Drive
 Wilmington, NC 28405, USA
 www.us.sgs.com

Tel: +1 910 794-1613; Toll-Free 866 846-8290; Fax: +1 910 794-3919

Sample ID: Method Blank A5290

Method 1613B

Client Data		Sample Data		Laboratory Data			
Name:	SLR International Corporation	Matrix:	Solids	Lab Project ID:	A5290	Date Received:	n/a
Project ID:	NORD DOOR	Weight/Volume:	10.00 g	Lab Sample ID:	MB1_10827_DF_SDS	Date Extracted:	12-Apr-2013
Date Collected:	n/a	% Solids:	100.0 %	QC Batch No:	10827	Date Analyzed:	24-Apr-2013
		Split:	-	Dilution:	-	Time Analyzed:	17:52:26
Analyte	Conc. (pg/g)	DL (pg/g)	EMPC (pg/g)	Qualifiers	Standard	ES Recoveries	Qualifiers
2378-TCDD	ND	0.126			ES 2378-TCDD	88.4	
12378-PeCDD	ND	0.141			ES 12378-PeCDD	79.3	
123478-HxCDD	ND	0.136			ES 123478-HxCDD	78	
123678-HxCDD	ND	0.142			ES 123678-HxCDD	75.4	
123789-HxCDD	ND	0.139			ES 123789-HxCDD	79.1	
1234678-HpCDD	ND	0.141			ES 1234678-HpCDD	84.5	
OCDD	EMPC		0.553	J	ES OCDD	72.2	
2378-TCDF	ND	0.0862			ES 2378-TCDF	84.3	
12378-PeCDF	ND	0.121			ES 12378-PeCDF	76.5	
23478-PeCDF	ND	0.123			ES 23478-PeCDF	75.2	
123478-HxCDF	ND	0.094			ES 123478-HxCDF	82.3	
123678-HxCDF	ND	0.0975			ES 123678-HxCDF	85.3	
234678-HxCDF	ND	0.11			ES 234678-HxCDF	86.5	
123789-HxCDF	ND	0.123			ES 123789-HxCDF	84.7	
1234678-HpCDF	ND	0.106			ES 1234678-HpCDF	83.1	
1234789-HpCDF	ND	0.127			ES 1234789-HpCDF	81.7	
OCDF	ND	0.217			ES OCDF	75.2	
Totals					Standard	CS/AS Recoveries	
Total TCDD	ND	0.126	ND		CS 37Cl-2378-TCDD	103	
Total PeCDD	ND	0.141	ND		CS 12347-PeCDD	96.6	
Total HxCDD	ND	0.139	ND		CS 12346-PeCDF	79.1	
Total HpCDD	ND	0.141	ND		CS 123469-HxCDF	97.6	
					CS 1234689-HpCDF	94	
Total TCDF	ND	0.0862	ND		AS 1368-TCDD	95.1	
Total PeCDF	ND	0.122	ND		AS 1368-TCDF	88.8	
Total HxCDF	ND	0.105	ND				
Total HpCDF	ND	0.116	ND				
Total PCDD/Fs	ND		0.553				
WHO-2005 TEQs							
TEQ: ND=0	0		0.000166				
TEQ: ND=DL/2	0.202	0.202	0.202				
TEQ: ND=DL	0.404	0.404	0.404				



2714 Exchange Drive
 Wilmington, NC 28405, USA
 www.us.sgs.com

Tel: +1 910 794-1613; Toll-Free 866 846-8290; Fax: +1 910 794-3919

METHOD 1613B**PCDD/F ONGOING PRECISION AND RECOVERY (OPR)****FORM 8A**

Lab Name: SGS Analytical Perspectives
 Initial Calibration: ICAL: MM1_11012012A_DF_13FEB2013
 Instrument ID: MM1 GC Column ID: ZB-5ms
 VER Data Filename: 130424P1-02 Analysis Date: 24-APR-2013 16:07:28
 Lab ID: OPR1_10827_DF

NATIVE ANALYTES	SPIKE CONC.	CONC. FOUND	RANGE (ng/mL)		OK
2,3,7,8-TCDD	10	10.2	6.7	- 15.8	Y
1,2,3,7,8-PeCDD	50	50.7	35	- 71	Y
1,2,3,4,7,8-HxCDD	50	54.1	35	- 82	Y
1,2,3,6,7,8-HxCDD	50	56.6	38	- 67	Y
1,2,3,7,8,9-HxCDD	50	53.1	32	- 81	Y
1,2,3,4,6,7,8-HpCDD	50	50.9	35	- 70	Y
OCDD	100	110	78	- 144	Y
2,3,7,8-TCDF	10	11	7.5	- 15.8	Y
1,2,3,7,8-PeCDF	50	52	40	- 67	Y
2,3,4,7,8-PeCDF	50	55.3	34	- 80	Y
1,2,3,4,7,8-HxCDF	50	50.2	36	- 67	Y
1,2,3,6,7,8-HxCDF	50	52.3	42	- 65	Y
2,3,4,6,7,8-HxCDF	50	51.9	35	- 78	Y
1,2,3,7,8,9-HxCDF	50	50.9	39	- 65	Y
1,2,3,4,6,7,8-HpCDF	50	54.6	41	- 61	Y
1,2,3,4,7,8,9-HpCDF	50	51.8	39	- 69	Y
OCDF	100	109	63	- 170	Y

Contract-required concentration limits for OPR as specified in Table 6,
 Method 1613. 10/94

METHOD 1613B**PCDD/F ONGOING PRECISION AND RECOVERY (OPR)****FORM 8B**

Lab Name: SGS Analytical Perspectives
 Initial Calibration: ICAL: MM1_11012012A_DF_13FEB2013
 Instrument ID: MM1 GC Column ID: ZB-5ms
 VER Data Filename: 130424P1-02 Analysis Date: 24-APR-2013 16:07:28
 Lab ID: OPR1_10827_DF

LABELED ANALYTES	SPIKE CONC.	CONC. FOUND	RANGE (ng/mL)			OK
13C-2,3,7,8-TCDD	100	96.5	20	-	175	Y
13C-1,2,3,7,8-PeCDD	100	90.4	21	-	227	Y
13C-1,2,3,4,7,8-HxCDD	100	90.5	21	-	193	Y
13C-1,2,3,6,7,8-HxCDD	100	84	25	-	163	Y
13C-1,2,3,7,8,9-HxCDD	100	85.9	26	-	166	Y
13C-1,2,3,4,6,7,8-HpCDD	100	92.5	26	-	166	Y
13C-OCDD	200	159	26	-	397	Y
13C-2,3,7,8-TCDF	100	90.1	22	-	152	Y
13C-1,2,3,7,8-PeCDF	100	91.2	21	-	192	Y
13C-2,3,4,7,8-PeCDF	100	84.1	13	-	328	Y
13C-1,2,3,4,7,8-HxCDF	100	92	19	-	202	Y
13C-1,2,3,6,7,8-HxCDF	100	93.9	21	-	159	Y
13C-2,3,4,6,7,8-HxCDF	100	94.3	22	-	176	Y
13C-1,2,3,7,8,9-HxCDF	100	93.4	17	-	205	Y
13C-1,2,3,4,6,7,8-HpCDF	100	89.3	21	-	158	Y
13C-1,2,3,4,7,8,9-HpCDF	100	92	20	-	186	Y
13C-OCDF	200	165	26	-	397	Y
CLEANUP STANDARD						
37Cl-2,3,7,8-TCDD	40	42.9	12.4	-	76.4	Y

Contract-required concentration limits for OPR as specified in Table 6,
 Method 1613. 10/94

Processed: 25 Apr 2013 16:25 Analyst: MC



7 APRIL 2013

Chris Kramer
SLR International Corporation
1800 Blankenship Road, Suite 440
West Linn, OR, 97068

Ph.: 503-723-4423
Email: ckramer@slrconsulting.com

Subject: Certificate of Results

Dear Chris;

Attached to this narrative are the analytical results you requested on samples submitted for the determination of polychlorinated dibenzo-*p*-dioxins and dibenzofurans. The insert below summarizes the relevant information pertaining to your project. In particular, QC annotations bring to your attention specific analytical observations and assessments made during the sample handling and data interpretation phases. Results reported relate only to the items tested.

Project Information Summary	When applicable, see QC Annotations for details
Client Project No.	Jeld-Wen/Nord Door
AP Project #	A5290
Analytical Protocol	Method 1613B
No. Samples Submitted	20
No. Samples Analyzed	8 (16 on HOLD)
No. Laboratory Method Blanks	2
No. OPRs / Batch CS3	2
No. Outstanding Samples	0
Date Received	15-Mar-2013
Condition Received	good
Temperature upon Receipt (C)	2.2
Extraction within Holding Time	yes
Analysis within Holding Time	yes
Data meet QA/QC Requirements	yes
Exceptions	none
Analytical Difficulties	see narrative

ANALYTICAL PERSPECTIVES IS NOW PART OF SGS, THE WORLD'S LEADING INSPECTION, VERIFICATION, TESTING AND CERTIFICATION COMPANY.



QC Annotations:

Please see Appendix A & B attached for data qualifier/attribute and lab identifier descriptions which may be contained in the project.

Most samples of the project showed analyte concentrations in excess of the upper calibration range of the method. For reference, the UCL for a 10g sample is: 1000 pg/g for TCDD, TCDF, 5000 pg/g for Penta – HeptaCDD/Fs, and 10000 pg/g for OCDD and OCDF.

Samples **GP-501-1'** and **GP-507-1'** were diluted with solvent and reanalyzed to mitigate saturation of the instrument detector. Sample **GP-503-1'** had such high levels of analytes as to show severe column overload/poor chromatography that no additional dilution with solvent would have improved the analysis, and this run is reported 'as is'.

Data qualifier flags have been applied to assist in data interpretation. A summary of the flags is appended to this narrative.



Analytical Perspectives Certification IDs:

SOUTH CAROLINA	99054
ARKANSAS	88-0628
NEW JERSEY-NELAP SECONDARY	NC005
FLORIDA-NELAP PRIMARY	E87608
LOUISIANA	4024
NORTH CAROLINA	37783
WASHINGTON	C2027
NEW YORK	11988
VIRGINIA	460180
MINNESOTA	037-999-448
OREGON	pending
TEXAS	T104704484-10-1
PENNSYLVANIA-NELAP SECONDARY	68-01849

SGS Analytical Perspectives remains committed to serving you in the most effective manner. Should you have any questions or need additional information and technical support, please do not hesitate to contact us.

The management and staff of SGS Analytical Perspectives welcomes customer feedback, both positive and negative, as we continually improve our services. Please visit our web site at www.ultratrace.com and click on the 'Leave Your Feedback Here!' link on the Home Page. Thank you for choosing SGS Analytical Perspectives.

Sincerely,

Amy J. Boehm
Senior Project Manager



APPENDIX A: DATA QUALIFIERS / DATA ATTRIBUTES	
>	Indicates high recoveries. Shown with the numeric value at the top of the range. ¹
B	The analyte was found in the method blank, at a concentration that was at least 10% of the concentration in the sample.
C	Two or more congeners co-elute. In EDDs C denotes the lowest IUPAC congener in a co-elution group and additional co-eluters for the group are shown with the number of the lowest IUPAC co-eluter.
E	The reported concentration exceeds the calibration range (upper point of the calibration curve).
EMPC	Represents an Estimated Maximum Possible Concentration. EMPC's arise in cases where the signal/noise ratio is not sufficient for peak identification (the determined ion-abundance ratio is outside the allowed theoretical range), or where there is a co-eluting interference.
ETH	Indicates the presence of a diphenyl ether that appears to interfere with the quantitation of a furan. The reported concentration is the maximum.
H/h	If the standard recovery is below the method or SOP specified value "H" is assigned. If the obtained value is less than half the specified value "h" is assigned. ¹
J	Indicates that an analyte has a concentration below the reporting limit (lowest point of the calibration curve).
ND	Indicates a non-detect.
NR	Indicates a value that is not reportable.
PR	Due to interference, the associated congener is poorly resolved.
QI	Indicates the presence of a quantitative interference.
SI	Denotes "Single Ion Mode" and is utilized for PCBs where the secondary ion trace has a significantly elevated noise level due to background PFK. Responses for such peaks are calculated using an EMPC approach based solely on the primary ion area(s) and may be considered estimates. ¹
U	The analyte was not detected. The estimated detection limit (EDL) may be reported for this analyte.
V	The labeled standard recovery was found to be outside of the method control limits.
X	Indicates results reported from reinjection, refractionation, or repeat analyses.
APPENDIX B: LAB ID IDENTIFIERS	
AR	Indicates use of the archived portion of the sample extract.
CU	Indicates a sample that required additional clean-up prior to MS injection/processing.
D	Indicates a dilution of the sample extract. The number that follows the "D" indicates the dilution factor.
DE	Indicates a dilution performed with the addition of ES (extraction standard) solution.
DUP	Designation for a duplicate sample.
MS	Designation for a matrix spike.
MSD	Designation for a matrix spike duplicate.
RJ	Indicates a reinjection of the sample extract.
S	Indicates a sample split. The number that follows the "S" indicates the split factor.

¹Denotes data qualifiers/attributes whose use will be phased out over time

Sample ID: Method Blank A5290

Method 1613B

Client Data		Sample Data		Laboratory Data			
Name:	SLR International Corporation	Matrix:	Solids	Lab Project ID:	A5290	Date Received:	n/a
Project ID:	NORD DOOR	Weight/Volume:	10.00 g	Lab Sample ID:	MB1_10742_DF_SDS-RJ	Date Extracted:	20-Mar-2013
Date Collected:	n/a	% Solids:	100.0 %	QC Batch No:	10742	Date Analyzed:	02-Apr-2013
		Split:	-	Dilution:	-	Time Analyzed:	15:06:37
Analyte	Conc. (pg/g)	DL (pg/g)	EMPC (pg/g)	Qualifiers	Standard	ES Recoveries	Qualifiers
2378-TCDD	ND	0.0868			ES 2378-TCDD	90.7	
12378-PeCDD	ND	0.126			ES 12378-PeCDD	87.1	
123478-HxCDD	ND	0.146			ES 123478-HxCDD	87.5	
123678-HxCDD	ND	0.164			ES 123678-HxCDD	79.5	
123789-HxCDD	ND	0.168			ES 123789-HxCDD	89.8	
1234678-HpCDD	0.361			J	ES 1234678-HpCDD	77.4	
OCDD	1.36			J	ES OCDD	67	
2378-TCDF	ND	0.0778			ES 2378-TCDF	90.4	
12378-PeCDF	ND	0.0765			ES 12378-PeCDF	84.5	
23478-PeCDF	ND	0.0716			ES 23478-PeCDF	84.3	
123478-HxCDF	ND	0.103			ES 123478-HxCDF	86.8	
123678-HxCDF	ND	0.0872			ES 123678-HxCDF	98	
234678-HxCDF	ND	0.105			ES 234678-HxCDF	88.5	
123789-HxCDF	ND	0.152			ES 123789-HxCDF	85.5	
1234678-HpCDF	0.118			J	ES 1234678-HpCDF	82.8	
1234789-HpCDF	ND	0.14			ES 1234789-HpCDF	81.7	
OCDF	0.41			J	ES OCDF	67.1	
Totals					Standard	CS/AS Recoveries	
Total TCDD	ND	0.0868	ND		CS 37Cl-2378-TCDD	93.2	
Total PeCDD	ND	0.126	ND		CS 12347-PeCDD	85.2	
Total HxCDD	ND	0.159	ND		CS 12346-PeCDF	80.6	
Total HpCDD	0.625		0.625		CS 123469-HxCDF	99.2	
					CS 1234689-HpCDF	78.8	
Total TCDF	ND	0.0778	ND		AS 1368-TCDD	95.1	
Total PeCDF	ND	0.074	ND		AS 1368-TCDF	100	
Total HxCDF	ND	0.109	ND				
Total HpCDF	0.358		0.358				
Total PCDD/Fs	2.76		2.76				
WHO-2005 TEQs							
TEQ: ND=0	0.00532		0.00532				
TEQ: ND=DL/2	0.175	0.171	0.175				
TEQ: ND=DL	0.344	0.342	0.344				



2714 Exchange Drive
 Wilmington, NC 28405, USA
 www.us.sgs.com

Tel: +1 910 794-1613; Toll-Free 866 846-8290; Fax: +1 910 794-3919

Sample ID: Method Blank A5290-R

Method 1613B

Client Data		Sample Data		Laboratory Data			
Name:	SLR International Corporation	Matrix:	Solids	Lab Project ID:	A5290	Date Received:	n/a
Project ID:	NORD DOOR	Weight/Volume:	10.00 g	Lab Sample ID:	MB1_10752_DF_SDS	Date Extracted:	21-Mar-2013
Date Collected:	n/a	% Solids:	100.0 %	QC Batch No:	10752	Date Analyzed:	28-Mar-2013
		Split:	-	Dilution:	-	Time Analyzed:	01:14:24
Analyte	Conc. (pg/g)	DL (pg/g)	EMPC (pg/g)	Qualifiers	Standard	ES Recoveries	Qualifiers
2378-TCDD	ND	0.0736			ES 2378-TCDD	93.7	
12378-PeCDD	ND	0.0757			ES 12378-PeCDD	91	
123478-HxCDD	ND	0.0787			ES 123478-HxCDD	84.3	
123678-HxCDD	ND	0.0861			ES 123678-HxCDD	82.1	
123789-HxCDD	ND	0.0817			ES 123789-HxCDD	86.1	
1234678-HpCDD	EMPC		0.144	J	ES 1234678-HpCDD	90.3	
OCDD	1.94			J	ES OCDD	83.4	
2378-TCDF	ND	0.0745			ES 2378-TCDF	89.2	
12378-PeCDF	ND	0.053			ES 12378-PeCDF	90.3	
23478-PeCDF	ND	0.0581			ES 23478-PeCDF	88.7	
123478-HxCDF	ND	0.0571			ES 123478-HxCDF	83.2	
123678-HxCDF	ND	0.0557			ES 123678-HxCDF	84.3	
234678-HxCDF	ND	0.056			ES 234678-HxCDF	85.8	
123789-HxCDF	ND	0.0667			ES 123789-HxCDF	87.3	
1234678-HpCDF	ND	0.0495			ES 1234678-HpCDF	84	
1234789-HpCDF	ND	0.0605			ES 1234789-HpCDF	85.5	
OCDF	0.13			J	ES OCDF	78.5	
Totals					Standard	CS/AS Recoveries	
Total TCDD	ND	0.0736	ND		CS 37Cl-2378-TCDD	103	
Total PeCDD	ND	0.0757	ND		CS 12347-PeCDD	102	
Total HxCDD	ND	0.0821	ND		CS 12346-PeCDF	94.4	
Total HpCDD	0.204		0.348		CS 123469-HxCDF	92	
					CS 1234689-HpCDF	90.3	
Total TCDF	ND	0.0745	ND		AS 1368-TCDD	95.4	
Total PeCDF	ND	0.0555	ND		AS 1368-TCDF	93.4	
Total HxCDF	ND	0.0586	ND				
Total HpCDF	0.0574		0.0574				
Total PCDD/Fs	2.33		2.48				
WHO-2005 TEQs							
TEQ: ND=0	0.000621		0.00206				
TEQ: ND=DL/2	0.114	0.113	0.115				
TEQ: ND=DL	0.227	0.226	0.227				



2714 Exchange Drive
 Wilmington, NC 28405, USA
 www.us.sgs.com

Tel: +1 910 794-1613; Toll-Free 866 846-8290; Fax: +1 910 794-3919

Sample ID: GP-501-1'

Method 1613B

Client Data		Sample Data		Laboratory Data			
Name:	SLR International Corporation	Matrix:	Solids	Lab Project ID:	A5290	Date Received:	15-Mar-2013
Project ID:	NORD DOOR	Weight/Volume:	10.26 g	Lab Sample ID:	A5290_10742_DF_001-D20	Date Extracted:	20-Mar-2013
Date Collected:	14-Mar-2013	% Solids:	90.1 %	QC Batch No:	10742	Date Analyzed:	03-Apr-2013
		Split:	-	Dilution:	-	Time Analyzed:	14:23:42
Analyte	Conc. (pg/g)	DL (pg/g)	EMPC (pg/g)	Qualifiers	Standard	ES Recoveries	Qualifiers
2378-TCDD	8.64				ES 2378-TCDD	96.5	
12378-PeCDD	111				ES 12378-PeCDD	96.5	
123478-HxCDD	433				ES 123478-HxCDD	98.5	
123678-HxCDD	70000			E	ES 123678-HxCDD	105	
123789-HxCDD	4220				ES 123789-HxCDD	79.9	
1234678-HpCDD	959000			S E	ES 1234678-HpCDD	165	V
OCDD	5500000			E	ES OCDD	6.72	V
2378-TCDF	1480			E	ES 2378-TCDF	85.1	
12378-PeCDF	3630				ES 12378-PeCDF	84.3	
23478-PeCDF	7500			E	ES 23478-PeCDF	83.8	
123478-HxCDF	15500			E	ES 123478-HxCDF	105	
123678-HxCDF	3080				ES 123678-HxCDF	123	
234678-HxCDF	6140			E	ES 234678-HxCDF	110	
123789-HxCDF	2720				ES 123789-HxCDF	118	
1234678-HpCDF	199000			E	ES 1234678-HpCDF	107	
1234789-HpCDF	24700			E	ES 1234789-HpCDF	106	
OCDF	1680000			E	ES OCDF	45.5	
Totals					Standard	CS/AS Recoveries	
Total TCDD	1150		1170		CS 37Cl-2378-TCDD	102	
Total PeCDD	2210		2210		CS 12347-PeCDD	82.5	
Total HxCDD	156000		156000		CS 12346-PeCDF	74.5	
Total HpCDD	1140000		1140000	S	CS 123469-HxCDF	112	
					CS 1234689-HpCDF	207	V
Total TCDF	4450		4450		AS 1368-TCDD	107	
Total PeCDF	56600		56600		AS 1368-TCDF	92.3	
Total HxCDF	344000		344000				
Total HpCDF	1130000		1130000				
Total PCDD/Fs	10000000		10000000				
WHO-2005 TEQs							
TEQ: ND=0	26800		26800				
TEQ: ND=DL/2	26800	20.1	26800				
TEQ: ND=DL	26800	40.3	26800				



2714 Exchange Drive
 Wilmington, NC 28405, USA
 www.us.sgs.com

Tel: +1 910 794-1613; Toll-Free 866 846-8290; Fax: +1 910 794-3919

Sample ID: GP-501-5'

Method 1613B

Client Data		Sample Data		Laboratory Data			
Name:	SLR International Corporation	Matrix:	Solids	Lab Project ID:	A5290	Date Received:	15-Mar-2013
Project ID:	NORD DOOR	Weight/Volume:	10.07 g	Lab Sample ID:	A5290_10742_DF_003-RJ	Date Extracted:	20-Mar-2013
Date Collected:	14-Mar-2013	% Solids:	38.5 %	QC Batch No:	10742	Date Analyzed:	02-Apr-2013
		Split:	-	Dilution:	-	Time Analyzed:	16:53:11
Analyte	Conc. (pg/g)	DL (pg/g)	EMPC (pg/g)	Qualifiers	Standard	ES Recoveries	Qualifiers
2378-TCDD	ND	0.138			ES 2378-TCDD	87.6	
12378-PeCDD	0.654			J	ES 12378-PeCDD	88.6	
123478-HxCDD	1.48			J	ES 123478-HxCDD	84.6	
123678-HxCDD	174				ES 123678-HxCDD	72	
123789-HxCDD	10.6				ES 123789-HxCDD	84.7	
1234678-HpCDD	3890				ES 1234678-HpCDD	85.8	
OCDD	36700			E	ES OCDD	92.7	
2378-TCDF	7.07				ES 2378-TCDF	86.6	
12378-PeCDF	24.8				ES 12378-PeCDF	82.9	
23478-PeCDF	61.1				ES 23478-PeCDF	86.2	
123478-HxCDF	112				ES 123478-HxCDF	83.5	
123678-HxCDF	23.5				ES 123678-HxCDF	90.4	
234678-HxCDF	36				ES 234678-HxCDF	81.6	
123789-HxCDF	15.8				ES 123789-HxCDF	82.4	
1234678-HpCDF	671				ES 1234678-HpCDF	90.7	
1234789-HpCDF	36.9				ES 1234789-HpCDF	81	
OCDF	1460				ES OCDF	75.3	
Totals					Standard	CS/AS Recoveries	
Total TCDD	2.86		2.86		CS 37Cl-2378-TCDD	93.6	
Total PeCDD	4.29		4.29		CS 12347-PeCDD	89.3	
Total HxCDD	421		421		CS 12346-PeCDF	80.3	
Total HpCDD	6250		6250		CS 123469-HxCDF	92.8	
Total TCDF	31.7		38.1		CS 1234689-HpCDF	84.3	
Total PeCDF	421		421		AS 1368-TCDD	93.1	
Total HxCDF	1820		1820		AS 1368-TCDF	98.5	
Total HpCDF	2500		2510				
Total PCDD/Fs	49600		49600				
WHO-2005 TEQs							
TEQ: ND=0	115		115				
TEQ: ND=DL/2	115	0.616	115				
TEQ: ND=DL	115	1.23	115				



2714 Exchange Drive
 Wilmington, NC 28405, USA
 www.us.sgs.com

Tel: +1 910 794-1613; Toll-Free 866 846-8290; Fax: +1 910 794-3919

Sample ID: GP-502-1'

Method 1613B

Client Data		Sample Data		Laboratory Data			
Name:	SLR International Corporation	Matrix:	Solids	Lab Project ID:	A5290	Date Received:	15-Mar-2013
Project ID:	NORD DOOR	Weight/Volume:	10.25 g	Lab Sample ID:	A5290_10742_DF_004-RJ	Date Extracted:	20-Mar-2013
Date Collected:	14-Mar-2013	% Solids:	84.2 %	QC Batch No:	10742	Date Analyzed:	02-Apr-2013
		Split:	-	Dilution:	-	Time Analyzed:	17:46:34
Analyte	Conc. (pg/g)	DL (pg/g)	EMPC (pg/g)	Qualifiers	Standard	ES Recoveries	Qualifiers
2378-TCDD	0.833				ES 2378-TCDD	88.5	
12378-PeCDD	3.77				ES 12378-PeCDD	92	
123478-HxCDD	3.65				ES 123478-HxCDD	86.6	
123678-HxCDD	9.58				ES 123678-HxCDD	75.4	
123789-HxCDD	5.34				ES 123789-HxCDD	85.2	
1234678-HpCDD	59.2				ES 1234678-HpCDD	84.5	
OCDD	332				ES OCDD	78.6	
2378-TCDF	2.32				ES 2378-TCDF	84.3	
12378-PeCDF	1.46			J	ES 12378-PeCDF	84.6	
23478-PeCDF	1.94			J	ES 23478-PeCDF	88	
123478-HxCDF	1.62			J	ES 123478-HxCDF	82.8	
123678-HxCDF	1.36			J	ES 123678-HxCDF	90.7	
234678-HxCDF	1.41			J	ES 234678-HxCDF	85	
123789-HxCDF	ND	0.113			ES 123789-HxCDF	89.4	
1234678-HpCDF	10.2				ES 1234678-HpCDF	83.7	
1234789-HpCDF	0.926			J	ES 1234789-HpCDF	86.3	
OCDF	18.6				ES OCDF	74.2	
Totals					Standard	CS/AS Recoveries	
Total TCDD	105		105		CS 37Cl-2378-TCDD	92	
Total PeCDD	125		125		CS 12347-PeCDD	84.7	
Total HxCDD	126		126		CS 12346-PeCDF	76.2	
Total HpCDD	120		120		CS 123469-HxCDF	90.9	
					CS 1234689-HpCDF	80.6	
Total TCDF	37.1		37.1		AS 1368-TCDD	81.5	
Total PeCDF	21		21.5		AS 1368-TCDF	84.7	
Total HxCDF	16.7		16.8				
Total HpCDF	24.2		24.2				
Total PCDD/Fs	926		927				
WHO-2005 TEQs							
TEQ: ND=0	8.56		8.56				
TEQ: ND=DL/2	8.57	0.121	8.57				
TEQ: ND=DL	8.58	0.241	8.58				



2714 Exchange Drive
 Wilmington, NC 28405, USA
 www.us.sgs.com

Tel: +1 910 794-1613; Toll-Free 866 846-8290; Fax: +1 910 794-3919

Sample ID: GP-503-1'

Method 1613B

Client Data		Sample Data		Laboratory Data			
Name:	SLR International Corporation	Matrix:	Solids	Lab Project ID:	A5290-R	Date Received:	15-Mar-2013
Project ID:	NORD DOOR	Weight/Volume:	10.39 g	Lab Sample ID:	A5290_10752_DF_007-R	Date Extracted:	21-Mar-2013
Date Collected:	13-Mar-2013	% Solids:	93.1 %	QC Batch No:	10752	Date Analyzed:	28-Mar-2013
		Split:	-	Dilution:	-	Time Analyzed:	02:06:57
Analyte	Conc. (pg/g)	DL (pg/g)	EMPC (pg/g)	Qualifiers	Standard	ES Recoveries	Qualifiers
2378-TCDD	12.2				ES 2378-TCDD	114	
12378-PeCDD	190				ES 12378-PeCDD	106	
123478-HxCDD	931				ES 123478-HxCDD	124	
123678-HxCDD	20500			E	ES 123678-HxCDD	120	
123789-HxCDD	3060				ES 123789-HxCDD	92.8	
1234678-HpCDD	624000			E	ES 1234678-HpCDD	42	Q
OCDD	4550000			E	ES OCDD	6.42	V Q
2378-TCDF	20.2				ES 2378-TCDF	97.1	
12378-PeCDF	110				ES 12378-PeCDF	96	
23478-PeCDF	933				ES 23478-PeCDF	96.6	
123478-HxCDF	3380				ES 123478-HxCDF	118	
123678-HxCDF	1220				ES 123678-HxCDF	129	V
234678-HxCDF	2020				ES 234678-HxCDF	119	
123789-HxCDF	ND	14.2			ES 123789-HxCDF	120	
1234678-HpCDF	98500			E	ES 1234678-HpCDF	82.4	
1234789-HpCDF	7150			E	ES 1234789-HpCDF	117	
OCDF	503000			E	ES OCDF	42.7	Q
Totals					Standard	CS/AS Recoveries	
Total TCDD	107		107		CS 37Cl-2378-TCDD	129	
Total PeCDD	874		874		CS 12347-PeCDD	106	
Total HxCDD	57500		57500		CS 12346-PeCDF	93	
Total HpCDD	954000		954000		CS 123469-HxCDF	123	
					CS 1234689-HpCDF	75.3	
Total TCDF	403		403		AS 1368-TCDD	111	
Total PeCDF	4920		4920		AS 1368-TCDF	103	
Total HxCDF	68900		68900				
Total HpCDF	288000		288000				
Total PCDD/Fs	6430000		6430000				
WHO-2005 TEQs							
TEQ: ND=0	12400		12400				
TEQ: ND=DL/2	12400	2.98	12400				
TEQ: ND=DL	12400	5.97	12400				



2714 Exchange Drive
 Wilmington, NC 28405, USA
 www.us.sgs.com

Tel: +1 910 794-1613; Toll-Free 866 846-8290; Fax: +1 910 794-3919

Sample ID: GP-504-1'

Method 1613B

Client Data		Sample Data		Laboratory Data			
Name:	SLR International Corporation	Matrix:	Solids	Lab Project ID:	A5290	Date Received:	15-Mar-2013
Project ID:	NORD DOOR	Weight/Volume:	10.23 g	Lab Sample ID:	A5290_10742_DF_010-RJ	Date Extracted:	20-Mar-2013
Date Collected:	13-Mar-2013	% Solids:	93.7 %	QC Batch No:	10742	Date Analyzed:	02-Apr-2013
		Split:	-	Dilution:	-	Time Analyzed:	18:39:51

Analyte	Conc. (pg/g)	DL (pg/g)	EMPC (pg/g)	Qualifiers	Standard	ES Recoveries	Qualifiers
2378-TCDD	0.611				ES 2378-TCDD	33.6	
12378-PeCDD	5.19				ES 12378-PeCDD	34.5	
123478-HxCDD	49.5				ES 123478-HxCDD	31	V
123678-HxCDD	66				ES 123678-HxCDD	27.7	V
123789-HxCDD	23.8				ES 123789-HxCDD	39.7	
1234678-HpCDD	2460				ES 1234678-HpCDD	30.2	
OCDD	27100			E	ES OCDD	27.2	
2378-TCDF	0.546				ES 2378-TCDF	39	
12378-PeCDF	2.33			J	ES 12378-PeCDF	31.4	
23478-PeCDF	3.61				ES 23478-PeCDF	38.9	
123478-HxCDF	10.7				ES 123478-HxCDF	27.2	
123678-HxCDF	10.5				ES 123678-HxCDF	30.3	
234678-HxCDF	13.3				ES 234678-HxCDF	43.9	
123789-HxCDF	ND	1.06			ES 123789-HxCDF	40.7	
1234678-HpCDF	269				ES 1234678-HpCDF	23.7	V
1234789-HpCDF	18.2				ES 1234789-HpCDF	31	
OCDF	602				ES OCDF	21.6	
Totals					Standard	CS/AS Recoveries	
Total TCDD	42.2		44.4		CS 37Cl-2378-TCDD	35	
Total PeCDD	352		354		CS 12347-PeCDD	36.6	V
Total HxCDD	490		490		CS 12346-PeCDF	35.3	V
Total HpCDD	3880		3880		CS 123469-HxCDF	43.1	
Total TCDF	13.5		14		CS 1234689-HpCDF	28.2	
Total PeCDF	50.4		50.4		AS 1368-TCDD	30.6	
Total HxCDF	238		238		AS 1368-TCDF	26.4	
Total HpCDF	748		752				
Total PCDD/Fs	33500		33500				
WHO-2005 TEQs							
TEQ: ND=0	60.1		60.1				
TEQ: ND=DL/2	60.2	1.1	60.2				
TEQ: ND=DL	60.3	2.21	60.3				



2714 Exchange Drive
 Wilmington, NC 28405, USA
 www.us.sgs.com

Tel: +1 910 794-1613; Toll-Free 866 846-8290; Fax: +1 910 794-3919

Sample ID: GP-505-1'

Method 1613B

Client Data		Sample Data		Laboratory Data			
Name:	SLR International Corporation	Matrix:	Solids	Lab Project ID:	A5290	Date Received:	15-Mar-2013
Project ID:	NORD DOOR	Weight/Volume:	10.93 g	Lab Sample ID:	A5290_10742_DF_013-RJ	Date Extracted:	20-Mar-2013
Date Collected:	13-Mar-2013	% Solids:	85.2 %	QC Batch No:	10742	Date Analyzed:	02-Apr-2013
		Split:	-	Dilution:	-	Time Analyzed:	19:33:14
Analyte	Conc. (pg/g)	DL (pg/g)	EMPC (pg/g)	Qualifiers	Standard	ES Recoveries	Qualifiers
2378-TCDD	1.93				ES 2378-TCDD	93.6	
12378-PeCDD	15.8				ES 12378-PeCDD	91.2	
123478-HxCDD	62.3				ES 123478-HxCDD	83.8	
123678-HxCDD	367				ES 123678-HxCDD	76.1	
123789-HxCDD	116				ES 123789-HxCDD	81.4	
1234678-HpCDD	13400			E	ES 1234678-HpCDD	95.5	
OCDD-a	199000			E	ES OCDD	112	
2378-TCDF	3.57				ES 2378-TCDF	92.9	
12378-PeCDF	11.2				ES 12378-PeCDF	87.6	
23478-PeCDF	26.2				ES 23478-PeCDF	89.4	
123478-HxCDF	99.4				ES 123478-HxCDF	83.5	
123678-HxCDF	87.6				ES 123678-HxCDF	89.7	
234678-HxCDF	128				ES 234678-HxCDF	82.6	
123789-HxCDF	12.6				ES 123789-HxCDF	84.8	
1234678-HpCDF	2100				ES 1234678-HpCDF	85	
1234789-HpCDF	186				ES 1234789-HpCDF	87.7	
OCDF	5890				ES OCDF	82.8	
Totals					Standard	CS/AS Recoveries	
Total TCDD	34.2		35		CS 37Cl-2378-TCDD	97.3	
Total PeCDD	122		122		CS 12347-PeCDD	85.1	
Total HxCDD	1450		1450		CS 12346-PeCDF	82.1	
Total HpCDD	21300		21300		CS 123469-HxCDF	90.1	
Total TCDF	59.9		59.9		CS 1234689-HpCDF	84.3	
Total PeCDF	404		404		AS 1368-TCDD	90.9	
Total HxCDF	2160		2160		AS 1368-TCDF	98.4	
Total HpCDF	6010		6010				
Total PCDD/Fs	236000		236000				
WHO-2005 TEQs							
TEQ: ND=0	332		332				
TEQ: ND=DL/2	332	0.686	332				
TEQ: ND=DL	332	1.37	332				



2714 Exchange Drive
 Wilmington, NC 28405, USA
 www.us.sgs.com

Tel: +1 910 794-1613; Toll-Free 866 846-8290; Fax: +1 910 794-3919

Sample ID: GP-506-1'

Method 1613B

Client Data		Sample Data		Laboratory Data			
Name:	SLR International Corporation	Matrix:	Solids	Lab Project ID:	A5290	Date Received:	15-Mar-2013
Project ID:	NORD DOOR	Weight/Volume:	10.75 g	Lab Sample ID:	A5290_10742_DF_016-RJ	Date Extracted:	20-Mar-2013
Date Collected:	13-Mar-2013	% Solids:	92.5 %	QC Batch No:	10742	Date Analyzed:	02-Apr-2013
		Split:	-	Dilution:	-	Time Analyzed:	20:26:35
Analyte	Conc. (pg/g)	DL (pg/g)	EMPC (pg/g)	Qualifiers	Standard	ES Recoveries	Qualifiers
2378-TCDD	EMPC		0.252	J	ES 2378-TCDD	67.8	
12378-PeCDD	1.66			J	ES 12378-PeCDD	67.5	
123478-HxCDD	4.74				ES 123478-HxCDD	62.3	
123678-HxCDD	22.4				ES 123678-HxCDD	55	
123789-HxCDD	8.86				ES 123789-HxCDD	61.2	
1234678-HpCDD	669				ES 1234678-HpCDD	64.1	
OCDD	8040				ES OCDD	62.2	
2378-TCDF	0.937				ES 2378-TCDF	67	
12378-PeCDF	1.23			J	ES 12378-PeCDF	65	
23478-PeCDF	2.46				ES 23478-PeCDF	66.1	
123478-HxCDF	5.5				ES 123478-HxCDF	60.9	
123678-HxCDF	5.17				ES 123678-HxCDF	66.1	
234678-HxCDF	6.51				ES 234678-HxCDF	60.9	
123789-HxCDF	ND	0.556			ES 123789-HxCDF	60.4	
1234678-HpCDF	90.9				ES 1234678-HpCDF	72.1	
1234789-HpCDF	6.44				ES 1234789-HpCDF	63.4	
OCDF	217				ES OCDF	55.6	
Totals					Standard	CS/AS Recoveries	
Total TCDD	9.82		10.5		CS 37Cl-2378-TCDD	71.6	
Total PeCDD	17.7		18.8		CS 12347-PeCDD	66.7	
Total HxCDD	151		151		CS 12346-PeCDF	60.6	
Total HpCDD	1470		1470		CS 123469-HxCDF	66.4	
					CS 1234689-HpCDF	61.6	
Total TCDF	13.6		14.5		AS 1368-TCDD	69.3	
Total PeCDF	37.8		37.8		AS 1368-TCDF	75.8	
Total HxCDF	125		126				
Total HpCDF	238		240				
Total PCDD/Fs	10300		10300				
WHO-2005 TEQs							
TEQ: ND=0	18		18.2				
TEQ: ND=DL/2	18.1	0.481	18.3				
TEQ: ND=DL	18.2	0.962	18.3				



2714 Exchange Drive
Wilmington, NC 28405, USA
www.us.sgs.com

Tel: +1 910 794-1613; Toll-Free 866 846-8290; Fax: +1 910 794-3919

Sample ID: GP-507-1'

Method 1613B

Client Data		Sample Data		Laboratory Data			
Name:	SLR International Corporation	Matrix:	Solids	Lab Project ID:	A5290	Date Received:	15-Mar-2013
Project ID:	NORD DOOR	Weight/Volume:	10.13 g	Lab Sample ID:	A5290_10742_DF_019-D5	Date Extracted:	20-Mar-2013
Date Collected:	13-Mar-2013	% Solids:	87.7 %	QC Batch No:	10742	Date Analyzed:	02-Apr-2013
		Split:	-	Dilution:	-	Time Analyzed:	21:19:57
Analyte	Conc. (pg/g)	DL (pg/g)	EMPC (pg/g)	Qualifiers	Standard	ES Recoveries	Qualifiers
2378-TCDD	ND	1.44			ES 2378-TCDD	38.2	
12378-PeCDD	9.62				ES 12378-PeCDD	37.9	
123478-HxCDD	24.2				ES 123478-HxCDD	37.6	
123678-HxCDD	196				ES 123678-HxCDD	29.3	
123789-HxCDD	93				ES 123789-HxCDD	31.3	
1234678-HpCDD	4960			E	ES 1234678-HpCDD	34.3	
OCDD	51300			E	ES OCDD	33.1	
2378-TCDF	4.82				ES 2378-TCDF	36.3	
12378-PeCDF	9.94				ES 12378-PeCDF	35.2	
23478-PeCDF	21.6				ES 23478-PeCDF	35.9	
123478-HxCDF	47.4				ES 123478-HxCDF	33.4	
123678-HxCDF	28.9				ES 123678-HxCDF	36.8	
234678-HxCDF	40.2				ES 234678-HxCDF	32.1	
123789-HxCDF	5.04				ES 123789-HxCDF	33.7	
1234678-HpCDF	683				ES 1234678-HpCDF	34.7	
1234789-HpCDF	42.7				ES 1234789-HpCDF	35.2	
OCDF	1510				ES OCDF	30.3	
Totals					Standard	CS/AS Recoveries	
Total TCDD	27.1		32.6		CS 37Cl-2378-TCDD	36.9	
Total PeCDD	83.5		83.5		CS 12347-PeCDD	35.4	V
Total HxCDD	1260		1260		CS 12346-PeCDF	31.6	V
Total HpCDD	12700		12700		CS 123469-HxCDF	32.7	V
					CS 1234689-HpCDF	31.5	
Total TCDF	57.9		61		AS 1368-TCDD	38.4	
Total PeCDF	265		269		AS 1368-TCDF	40.4	
Total HxCDF	523		526				
Total HpCDF	1870		1870				
Total PCDD/Fs	69600		69600				
WHO-2005 TEQs							
TEQ: ND=0	133		133				
TEQ: ND=DL/2	134	4.23	134				
TEQ: ND=DL	134	8.46	134				



2714 Exchange Drive
 Wilmington, NC 28405, USA
 www.us.sgs.com

Tel: +1 910 794-1613; Toll-Free 866 846-8290; Fax: +1 910 794-3919



29 APRIL 2013

Chris Kramer
 SLR International Corporation
 1800 Blankenship Road, Suite 440
 West Linn, OR, 97068

Ph.: 503-723-4423
 Email: ckramer@slrconsulting.com

Subject: Certificate of Results

Dear Chris;

Attached to this narrative are the analytical results you requested on samples submitted for the determination of polychlorinated dibenzo-*p*-dioxins and dibenzofurans. The insert below summarizes the relevant information pertaining to your project. In particular, QC annotations bring to your attention specific analytical observations and assessments made during the sample handling and data interpretation phases. Results reported relate only to the items tested.

Project Information Summary	When applicable, see QC Annotations for details
Client Project No.	Jeld-Wen/Nord Door
AP Project #	A5291
Analytical Protocol	Method 1613B
No. Samples Submitted	16
No. Samples Analyzed	6 (10 remain on HOLD)
No. Laboratory Method Blanks	1
No. OPRs / Batch CS3	1
No. Outstanding Samples	0
Date Received	15-Mar-2013
Condition Received	good
Temperature upon Receipt (C)	2.2, 0.4
Extraction within Holding Time	yes
Analysis within Holding Time	yes
Data meet QA/QC Requirements	yes
Exceptions	none
Analytical Difficulties	none

ANALYTICAL PERSPECTIVES IS NOW PART OF SGS, THE WORLD'S LEADING INSPECTION, VERIFICATION, TESTING AND CERTIFICATION COMPANY.



QC Annotations:

Please see Appendix A & B attached for data qualifier/attribute and lab identifier descriptions which may be contained in the project.

A5291 batch 10817: Samples were taken of hold for analysis at client request, 10 April 2013. Results for those four samples are reported here.

Analytical Perspectives Certification IDs:

SOUTH CAROLINA	99054
ARKANSAS	88-0628
NEW JERSEY-NELAP SECONDARY	NC005
FLORIDA-NELAP PRIMARY	E87608
LOUISIANA	4024
NORTH CAROLINA	37783
WASHINGTON	C2027
NEW YORK	11988
VIRGINIA	460180
MINNESOTA	037-999-448
OREGON	pending
TEXAS	T104704484-10-1
PENNSYLVANIA-NELAP SECONDARY	68-01849

SGS Analytical Perspectives remains committed to serving you in the most effective manner. Should you have any questions or need additional information and technical support, please do not hesitate to contact us.

The management and staff of SGS Analytical Perspectives welcomes customer feedback, both positive and negative, as we continually improve our services. Please visit our web site at www.ultratrace.com and click on the 'Leave Your Feedback Here!' link on the Home Page. Thank you for choosing SGS Analytical Perspectives.

Sincerely,

Amy J. Boehm
Senior Project Manager



APPENDIX A: DATA QUALIFIERS / DATA ATTRIBUTES	
>	Indicates high recoveries. Shown with the numeric value at the top of the range. ¹
B	The analyte was found in the method blank, at a concentration that was at least 10% of the concentration in the sample.
C	Two or more congeners co-elute. In EDDs C denotes the lowest IUPAC congener in a co-elution group and additional co-eluters for the group are shown with the number of the lowest IUPAC co-eluter.
E	The reported concentration exceeds the calibration range (upper point of the calibration curve).
EMPC	Represents an Estimated Maximum Possible Concentration. EMPC's arise in cases where the signal/noise ratio is not sufficient for peak identification (the determined ion-abundance ratio is outside the allowed theoretical range), or where there is a co-eluting interference.
ETH	Indicates the presence of a diphenyl ether that appears to interfere with the quantitation of a furan. The reported concentration is the maximum.
H/h	If the standard recovery is below the method or SOP specified value "H" is assigned. If the obtained value is less than half the specified value "h" is assigned. ¹
J	Indicates that an analyte has a concentration below the reporting limit (lowest point of the calibration curve).
ND	Indicates a non-detect.
NR	Indicates a value that is not reportable.
PR	Due to interference, the associated congener is poorly resolved.
QI	Indicates the presence of a quantitative interference.
SI	Denotes "Single Ion Mode" and is utilized for PCBs where the secondary ion trace has a significantly elevated noise level due to background PFK. Responses for such peaks are calculated using an EMPC approach based solely on the primary ion area(s) and may be considered estimates. ¹
U	The analyte was not detected. The estimated detection limit (EDL) may be reported for this analyte.
V	The labeled standard recovery was found to be outside of the method control limits.
X	Indicates results reported from reinjection, refractionation, or repeat analyses.
APPENDIX B: LAB ID IDENTIFIERS	
AR	Indicates use of the archived portion of the sample extract.
CU	Indicates a sample that required additional clean-up prior to MS injection/processing.
D	Indicates a dilution of the sample extract. The number that follows the "D" indicates the dilution factor.
DE	Indicates a dilution performed with the addition of ES (extraction standard) solution.
DUP	Designation for a duplicate sample.
MS	Designation for a matrix spike.
MSD	Designation for a matrix spike duplicate.
RJ	Indicates a reinjection of the sample extract.
S	Indicates a sample split. The number that follows the "S" indicates the split factor.

¹Denotes data qualifiers/attributes whose use will be phased out over time

Sample ID: GP-508-1'

Method 1613B

Client Data		Sample Data		Laboratory Data			
Name:	SLR International Corporation	Matrix:	Solids	Lab Project ID:	A5291	Date Received:	15-Mar-2013
Project ID:	NORD DOOR	Weight/Volume:	9.74 g	Lab Sample ID:	A5291_10817_DF_002	Date Extracted:	12-Apr-2013
Date Collected:	13-Mar-2013	% Solids:	79.4 %	QC Batch No:	10817	Date Analyzed:	25-Apr-2013
		Split:	-	Dilution:	-	Time Analyzed:	12:05:47
Analyte	Conc. (pg/g)	DL (pg/g)	EMPC (pg/g)	Qualifiers	Standard	ES Recoveries	Qualifiers
2378-TCDD	3.11				ES 2378-TCDD	90.1	
12378-PeCDD	5.06				ES 12378-PeCDD	86.9	
123478-HxCDD	4.25				ES 123478-HxCDD	80.4	
123678-HxCDD	7.88				ES 123678-HxCDD	77.1	
123789-HxCDD	5.72				ES 123789-HxCDD	80.5	
1234678-HpCDD	76.5				ES 1234678-HpCDD	78.5	
OCDD	296				ES OCDD	68.6	
2378-TCDF	15.8				ES 2378-TCDF	82.2	
12378-PeCDF	6.29				ES 12378-PeCDF	88.7	
23478-PeCDF	9.84				ES 23478-PeCDF	82.1	
123478-HxCDF	EMPC		3.36		ES 123478-HxCDF	85	
123678-HxCDF	3.67				ES 123678-HxCDF	87	
234678-HxCDF	4.17				ES 234678-HxCDF	83.9	
123789-HxCDF	ND	0.476			ES 123789-HxCDF	85.1	
1234678-HpCDF	17.2				ES 1234678-HpCDF	80.8	
1234789-HpCDF	EMPC		1.38	J	ES 1234789-HpCDF	80.7	
OCDF	33.1				ES OCDF	69.3	
Totals					Standard	CS/AS Recoveries	
Total TCDD	209		216		CS 37Cl-2378-TCDD	105	
Total PeCDD	193		193		CS 12347-PeCDD	108	
Total HxCDD	196		196		CS 12346-PeCDF	93.7	
Total HpCDD	143		143		CS 123469-HxCDF	103	
					CS 1234689-HpCDF	90.1	
Total TCDF	268		269		AS 1368-TCDD	100	
Total PeCDF	103		106		AS 1368-TCDF	93.5	
Total HxCDF	44		49.8				
Total HpCDF	41.7		43.1				
Total PCDD/Fs	1530		1540				
WHO-2005 TEQs							
TEQ: ND=0	16.5		16.8				
TEQ: ND=DL/2	16.5	0.674	16.9				
TEQ: ND=DL	16.6	1.35	16.9				



2714 Exchange Drive
 Wilmington, NC 28405, USA
 www.us.sgs.com

Tel: +1 910 794-1613; Toll-Free 866 846-8290; Fax: +1 910 794-3919

Sample ID: GP-508-3'

Method 1613B

Client Data		Sample Data		Laboratory Data			
Name:	SLR International Corporation	Matrix:	Solids	Lab Project ID:	A5291	Date Received:	15-Mar-2013
Project ID:	NORD DOOR	Weight/Volume:	10.19 g	Lab Sample ID:	A5291_10817_DF_003	Date Extracted:	12-Apr-2013
Date Collected:	13-Mar-2013	% Solids:	79.8 %	QC Batch No:	10817	Date Analyzed:	25-Apr-2013
		Split:	-	Dilution:	-	Time Analyzed:	12:58:24
Analyte	Conc. (pg/g)	DL (pg/g)	EMPC (pg/g)	Qualifiers	Standard	ES Recoveries	Qualifiers
2378-TCDD	1.64				ES 2378-TCDD	97.7	
12378-PeCDD	9.61				ES 12378-PeCDD	87.7	
123478-HxCDD	10				ES 123478-HxCDD	81.9	
123678-HxCDD	19.3				ES 123678-HxCDD	79.8	
123789-HxCDD	12.8				ES 123789-HxCDD	82.8	
1234678-HpCDD	74				ES 1234678-HpCDD	84.6	
OCDD	88.6				ES OCDD	71.3	
2378-TCDF	6.11				ES 2378-TCDF	90.7	
12378-PeCDF	9.66				ES 12378-PeCDF	88.7	
23478-PeCDF	12.1				ES 23478-PeCDF	83.6	
123478-HxCDF	35				ES 123478-HxCDF	85.5	
123678-HxCDF	24.2				ES 123678-HxCDF	87.6	
234678-HxCDF	12.8				ES 234678-HxCDF	88.9	
123789-HxCDF	ND	0.449			ES 123789-HxCDF	94.5	
1234678-HpCDF	158				ES 1234678-HpCDF	85.5	
1234789-HpCDF	9.56				ES 1234789-HpCDF	91.6	
OCDF	52				ES OCDF	71.7	
Totals					Standard	CS/AS Recoveries	
Total TCDD	255		255		CS 37Cl-2378-TCDD	106	
Total PeCDD	301		305		CS 12347-PeCDD	97.6	
Total HxCDD	291		291		CS 12346-PeCDF	91	
Total HpCDD	143		143		CS 123469-HxCDF	98.9	
Total TCDF	127		128		CS 1234689-HpCDF	91.6	
Total PeCDF	146		147		AS 1368-TCDD	95	
Total HxCDF	196		196		AS 1368-TCDF	92	
Total HpCDF	193		193				
Total PCDD/Fs	1790		1800				
WHO-2005 TEQs							
TEQ: ND=0	29.7		29.7				
TEQ: ND=DL/2	29.7	0.581	29.7				
TEQ: ND=DL	29.7	1.16	29.7				



2714 Exchange Drive
 Wilmington, NC 28405, USA
 www.us.sgs.com

Tel: +1 910 794-1613; Toll-Free 866 846-8290; Fax: +1 910 794-3919

Sample ID: GP-510-1'

Method 1613B

Client Data		Sample Data		Laboratory Data			
Name:	SLR International Corporation	Matrix:	Solids	Lab Project ID:	A5291	Date Received:	15-Mar-2013
Project ID:	NORD DOOR	Weight/Volume:	11.42 g	Lab Sample ID:	A5291_10817_DF_008	Date Extracted:	12-Apr-2013
Date Collected:	13-Mar-2013	% Solids:	92.5 %	QC Batch No:	10817	Date Analyzed:	25-Apr-2013
		Split:	-	Dilution:	-	Time Analyzed:	13:51:01
Analyte	Conc. (pg/g)	DL (pg/g)	EMPC (pg/g)	Qualifiers	Standard	ES Recoveries	Qualifiers
2378-TCDD	ND	0.247			ES 2378-TCDD	88.7	
12378-PeCDD	ND	0.31			ES 12378-PeCDD	82.2	
123478-HxCDD	ND	0.448			ES 123478-HxCDD	82.2	
123678-HxCDD	1.55			J	ES 123678-HxCDD	78.3	
123789-HxCDD	ND	0.452			ES 123789-HxCDD	81.8	
1234678-HpCDD	46.8				ES 1234678-HpCDD	84.8	
OCDD	467				ES OCDD	75.9	
2378-TCDF	ND	0.239			ES 2378-TCDF	88.4	
12378-PeCDF	ND	0.292			ES 12378-PeCDF	88.1	
23478-PeCDF	ND	0.295			ES 23478-PeCDF	85	
123478-HxCDF	ND	0.28			ES 123478-HxCDF	86.6	
123678-HxCDF	ND	0.267			ES 123678-HxCDF	89.4	
234678-HxCDF	ND	0.304			ES 234678-HxCDF	89.4	
123789-HxCDF	ND	0.333			ES 123789-HxCDF	87.5	
1234678-HpCDF	9.91				ES 1234678-HpCDF	80.8	
1234789-HpCDF	ND	0.293			ES 1234789-HpCDF	86	
OCDF	35.4				ES OCDF	76	
Totals					Standard	CS/AS Recoveries	
Total TCDD	ND	0.247	ND		CS 37Cl-2378-TCDD	100	
Total PeCDD	ND	0.31	ND		CS 12347-PeCDD	95.9	
Total HxCDD	2.76		5.29		CS 12346-PeCDF	90.4	
Total HpCDD	74.3		74.3		CS 123469-HxCDF	94.1	
Total TCDF	ND	0.239	ND		CS 1234689-HpCDF	93.8	
Total PeCDF	ND		0.345		AS 1368-TCDD	91.5	
Total HxCDF	8.15		8.15		AS 1368-TCDF	102	
Total HpCDF	32.5		32.5				
Total PCDD/Fs	620		623				
WHO-2005 TEQs							
TEQ: ND=0	0.873		0.873				
TEQ: ND=DL/2	1.32	0.472	1.32				
TEQ: ND=DL	1.76	0.944	1.76				



2714 Exchange Drive
 Wilmington, NC 28405, USA
 www.us.sgs.com

Tel: +1 910 794-1613; Toll-Free 866 846-8290; Fax: +1 910 794-3919

Sample ID: GP-510-3'

Method 1613B

Client Data		Sample Data		Laboratory Data			
Name:	SLR International Corporation	Matrix:	Solids	Lab Project ID:	A5291	Date Received:	15-Mar-2013
Project ID:	NORD DOOR	Weight/Volume:	10.86 g	Lab Sample ID:	A5291_10817_DF_009	Date Extracted:	12-Apr-2013
Date Collected:	13-Mar-2013	% Solids:	87.5 %	QC Batch No:	10817	Date Analyzed:	25-Apr-2013
		Split:	-	Dilution:	-	Time Analyzed:	14:43:35
Analyte	Conc. (pg/g)	DL (pg/g)	EMPC (pg/g)	Qualifiers	Standard	ES Recoveries	Qualifiers
2378-TCDD	1.09				ES 2378-TCDD	93.3	
12378-PeCDD	2.2			J	ES 12378-PeCDD	83.2	
123478-HxCDD	1.76			J	ES 123478-HxCDD	83.6	
123678-HxCDD	EMPC		3.19		ES 123678-HxCDD	83.9	
123789-HxCDD	EMPC		2.02	J	ES 123789-HxCDD	87.9	
1234678-HpCDD	44.8				ES 1234678-HpCDD	88.5	
OCDD	246				ES OCDD	80.1	
2378-TCDF	3.42				ES 2378-TCDF	89.8	
12378-PeCDF	1.64			J	ES 12378-PeCDF	85.7	
23478-PeCDF	2.65				ES 23478-PeCDF	78.9	
123478-HxCDF	EMPC		1.15	J	ES 123478-HxCDF	85.9	
123678-HxCDF	EMPC		0.946	J	ES 123678-HxCDF	91.3	
234678-HxCDF	EMPC		1.15	J	ES 234678-HxCDF	88.4	
123789-HxCDF	ND	0.333			ES 123789-HxCDF	89.2	
1234678-HpCDF	8.01				ES 1234678-HpCDF	84.1	
1234789-HpCDF	EMPC		0.51	J	ES 1234789-HpCDF	91.2	
OCDF	13.9				ES OCDF	78.8	
Totals					Standard	CS/AS Recoveries	
Total TCDD	85.5		86.9		CS 37Cl-2378-TCDD	99.8	
Total PeCDD	66.9		67.4		CS 12347-PeCDD	90.7	
Total HxCDD	50.6		56.9		CS 12346-PeCDF	83.4	
Total HpCDD	80.7		80.7		CS 123469-HxCDF	96.8	
Total TCDF	61.9		61.9		CS 1234689-HpCDF	93.3	
Total PeCDF	28.1		30.1		AS 1368-TCDD	95.6	
Total HxCDF	11.2		15.1		AS 1368-TCDF	93.9	
Total HpCDF	18.7		19.2				
Total PCDD/Fs	663		678				
WHO-2005 TEQs							
TEQ: ND=0	5.26		6.12				
TEQ: ND=DL/2	5.39	0.611	6.13				
TEQ: ND=DL	5.51	1.22	6.15				



2714 Exchange Drive
 Wilmington, NC 28405, USA
 www.us.sgs.com

Tel: +1 910 794-1613; Toll-Free 866 846-8290; Fax: +1 910 794-3919

Sample ID: GP-511-1'

Method 1613B

Client Data		Sample Data		Laboratory Data			
Name:	SLR International Corporation	Matrix:	Solids	Lab Project ID:	A5291	Date Received:	15-Mar-2013
Project ID:	NORD DOOR	Weight/Volume:	11.85 g	Lab Sample ID:	A5291_10817_DF_011	Date Extracted:	12-Apr-2013
Date Collected:	13-Mar-2013	% Solids:	92.1 %	QC Batch No:	10817	Date Analyzed:	25-Apr-2013
		Split:	-	Dilution:	-	Time Analyzed:	15:36:11
Analyte	Conc. (pg/g)	DL (pg/g)	EMPC (pg/g)	Qualifiers	Standard	ES Recoveries	Qualifiers
2378-TCDD	ND	0.271			ES 2378-TCDD	87.8	
12378-PeCDD	ND	0.282			ES 12378-PeCDD	80.9	
123478-HxCDD	ND	0.363			ES 123478-HxCDD	77.9	
123678-HxCDD	0.491			J	ES 123678-HxCDD	77.8	
123789-HxCDD	ND	0.372			ES 123789-HxCDD	80.7	
1234678-HpCDD	14.4				ES 1234678-HpCDD	80.5	
OCDD	190				ES OCDD	70.1	
2378-TCDF	ND	0.235			ES 2378-TCDF	83.9	
12378-PeCDF	ND	0.218			ES 12378-PeCDF	84.5	
23478-PeCDF	ND	0.202			ES 23478-PeCDF	84	
123478-HxCDF	ND	0.24			ES 123478-HxCDF	82.6	
123678-HxCDF	ND	0.236			ES 123678-HxCDF	87.5	
234678-HxCDF	ND	0.244			ES 234678-HxCDF	86.3	
123789-HxCDF	ND	0.337			ES 123789-HxCDF	86.5	
1234678-HpCDF	1.68			J	ES 1234678-HpCDF	80.5	
1234789-HpCDF	ND	0.422			ES 1234789-HpCDF	80.7	
OCDF	5.04				ES OCDF	70.8	
Totals					Standard	CS/AS Recoveries	
Total TCDD	ND	0.271	ND		CS 37Cl-2378-TCDD	95.6	
Total PeCDD	ND	0.282	ND		CS 12347-PeCDD	94	
Total HxCDD	1.19		2.7		CS 12346-PeCDF	86.1	
Total HpCDD	26.7		26.7		CS 123469-HxCDF	90.5	
Total TCDF	ND	0.235	ND		CS 1234689-HpCDF	86.7	
Total PeCDF	ND	0.21	ND		AS 1368-TCDD	94.9	
Total HxCDF	1.66		1.66		AS 1368-TCDF	91.9	
Total HpCDF	4.55		4.55				
Total PCDD/Fs	230		231				
WHO-2005 TEQs							
TEQ: ND=0	0.268		0.268				
TEQ: ND=DL/2	0.682	0.437	0.682				
TEQ: ND=DL	1.1	0.873	1.1				



2714 Exchange Drive
Wilmington, NC 28405, USA
www.us.sgs.com

Tel: +1 910 794-1613; Toll-Free 866 846-8290; Fax: +1 910 794-3919

Sample ID: GP-512-1'

Method 1613B

Client Data		Sample Data		Laboratory Data			
Name:	SLR International Corporation	Matrix:	Solids	Lab Project ID:	A5291	Date Received:	15-Mar-2013
Project ID:	NORD DOOR	Weight/Volume:	8.36 g	Lab Sample ID:	A5291_10817_DF_014	Date Extracted:	12-Apr-2013
Date Collected:	14-Mar-2013	% Solids:	68.9 %	QC Batch No:	10817	Date Analyzed:	25-Apr-2013
		Split:	-	Dilution:	-	Time Analyzed:	16:28:50
Analyte	Conc. (pg/g)	DL (pg/g)	EMPC (pg/g)	Qualifiers	Standard	ES Recoveries	Qualifiers
2378-TCDD	3.51				ES 2378-TCDD	88.9	
12378-PeCDD	23.8				ES 12378-PeCDD	85.8	
123478-HxCDD	49				ES 123478-HxCDD	82.1	
123678-HxCDD	128				ES 123678-HxCDD	78.5	
123789-HxCDD	96.2				ES 123789-HxCDD	80.1	
1234678-HpCDD	3110				ES 1234678-HpCDD	85.8	
OCDD	27300			E	ES OCDD	78.8	
2378-TCDF	3.11				ES 2378-TCDF	85.3	
12378-PeCDF	4.76				ES 12378-PeCDF	87.7	
23478-PeCDF	10.7				ES 23478-PeCDF	83.6	
123478-HxCDF	23.5				ES 123478-HxCDF	84.8	
123678-HxCDF	27.8				ES 123678-HxCDF	86.6	
234678-HxCDF	40				ES 234678-HxCDF	84	
123789-HxCDF	ND	1.56			ES 123789-HxCDF	87.6	
1234678-HpCDF	641				ES 1234678-HpCDF	81	
1234789-HpCDF	43.3				ES 1234789-HpCDF	84.8	
OCDF	1660				ES OCDF	72.8	
Totals					Standard	CS/AS Recoveries	
Total TCDD	31.8		33.6		CS 37Cl-2378-TCDD	98.6	
Total PeCDD	126		126		CS 12347-PeCDD	97.7	
Total HxCDD	879		879		CS 12346-PeCDF	91.9	
Total HpCDD	5400		5400		CS 123469-HxCDF	96.6	
Total TCDF	72.2		74.7		CS 1234689-HpCDF	90.2	
Total PeCDF	220		220		AS 1368-TCDD	93	
Total HxCDF	777		777		AS 1368-TCDF	93	
Total HpCDF	1750		1750				
Total PCDD/Fs	38200		38200				
WHO-2005 TEQs							
TEQ: ND=0	114		114				
TEQ: ND=DL/2	114	0.922	114				
TEQ: ND=DL	114	1.84	114				



2714 Exchange Drive
 Wilmington, NC 28405, USA
 www.us.sgs.com

Tel: +1 910 794-1613; Toll-Free 866 846-8290; Fax: +1 910 794-3919

Sample ID: Method Blank A5291

Method 1613B

Client Data		Sample Data		Laboratory Data			
Name:	SLR International Corporation	Matrix:	Solids	Lab Project ID:	A5291	Date Received:	n/a
Project ID:	NORD DOOR	Weight/Volume:	10.00 g	Lab Sample ID:	MB1_10817_DF_SDS	Date Extracted:	12-Apr-2013
Date Collected:	n/a	% Solids:	100.0 %	QC Batch No:	10817	Date Analyzed:	25-Apr-2013
		Split:	-	Dilution:	-	Time Analyzed:	11:13:13
Analyte	Conc. (pg/g)	DL (pg/g)	EMPC (pg/g)	Qualifiers	Standard	ES Recoveries	Qualifiers
2378-TCDD	ND	0.139			ES 2378-TCDD	91.1	
12378-PeCDD	ND	0.172			ES 12378-PeCDD	83.4	
123478-HxCDD	ND	0.193			ES 123478-HxCDD	85.2	
123678-HxCDD	ND	0.199			ES 123678-HxCDD	83.8	
123789-HxCDD	ND	0.201			ES 123789-HxCDD	87.6	
1234678-HpCDD	ND	0.132			ES 1234678-HpCDD	87.5	
OCDD	ND	0.329			ES OCDD	82.4	
2378-TCDF	ND	0.112			ES 2378-TCDF	87.1	
12378-PeCDF	ND	0.0998			ES 12378-PeCDF	82	
23478-PeCDF	ND	0.106			ES 23478-PeCDF	78.7	
123478-HxCDF	ND	0.0981			ES 123478-HxCDF	87.3	
123678-HxCDF	ND	0.0952			ES 123678-HxCDF	91.1	
234678-HxCDF	ND	0.0984			ES 234678-HxCDF	90.6	
123789-HxCDF	ND	0.116			ES 123789-HxCDF	88.5	
1234678-HpCDF	ND	0.134			ES 1234678-HpCDF	86.1	
1234789-HpCDF	ND	0.161			ES 1234789-HpCDF	90.3	
OCDF	ND	0.249			ES OCDF	82.3	
Totals					Standard	CS/AS Recoveries	
Total TCDD	ND	0.139	ND		CS 37Cl-2378-TCDD	99.6	
Total PeCDD	ND	0.172	ND		CS 12347-PeCDD	90.9	
Total HxCDD	ND	0.198	ND		CS 12346-PeCDF	80.6	
Total HpCDD	ND	0.132	ND		CS 123469-HxCDF	98.1	
					CS 1234689-HpCDF	93.9	
Total TCDF	ND	0.112	ND		AS 1368-TCDD	95	
Total PeCDF	ND	0.103	ND		AS 1368-TCDF	89.8	
Total HxCDF	ND	0.101	ND				
Total HpCDF	ND	0.147	ND				
Total PCDD/Fs	ND		ND				
WHO-2005 TEQs							
TEQ: ND=0	0		0				
TEQ: ND=DL/2	0.231	0.231	0.231				
TEQ: ND=DL	0.461	0.461	0.461				



2714 Exchange Drive
 Wilmington, NC 28405, USA
 www.us.sgs.com

Tel: +1 910 794-1613; Toll-Free 866 846-8290; Fax: +1 910 794-3919

METHOD 1613B**PCDD/F ONGOING PRECISION AND RECOVERY (OPR)****FORM 8A**

Lab Name: SGS Analytical Perspectives
 Initial Calibration: ICAL: MM1_11012012A_DF_13FEB2013
 Instrument ID: MM1 GC Column ID: ZB-5ms
 VER Data Filename: 130424P2-02 Analysis Date: 25-APR-2013 09:28:03
 Lab ID: OPR1_10817_DF

NATIVE ANALYTES	SPIKE CONC.	CONC. FOUND	RANGE (ng/mL)		OK
2,3,7,8-TCDD	10	10.7	6.7	- 15.8	Y
1,2,3,7,8-PeCDD	50	51.4	35	- 71	Y
1,2,3,4,7,8-HxCDD	50	54	35	- 82	Y
1,2,3,6,7,8-HxCDD	50	55.7	38	- 67	Y
1,2,3,7,8,9-HxCDD	50	49.5	32	- 81	Y
1,2,3,4,6,7,8-HpCDD	50	58.7	35	- 70	Y
OCDD	100	175	78	- 144	N
2,3,7,8-TCDF	10	10.8	7.5	- 15.8	Y
1,2,3,7,8-PeCDF	50	52.5	40	- 67	Y
2,3,4,7,8-PeCDF	50	55.8	34	- 80	Y
1,2,3,4,7,8-HxCDF	50	50.8	36	- 67	Y
1,2,3,6,7,8-HxCDF	50	50.3	42	- 65	Y
2,3,4,6,7,8-HxCDF	50	52.4	35	- 78	Y
1,2,3,7,8,9-HxCDF	50	50.1	39	- 65	Y
1,2,3,4,6,7,8-HpCDF	50	56.2	41	- 61	Y
1,2,3,4,7,8,9-HpCDF	50	51.6	39	- 69	Y
OCDF	100	111	63	- 170	Y

Contract-required concentration limits for OPR as specified in Table 6,
 Method 1613. 10/94

Processed: 26 Apr 2013 10:48 Analyst: MC

OCDD analyte above M1613 limits, likely due to high level sample in associated batch. Should have no negative impact on reported results. ajb 4/29/13

METHOD 1613B**PCDD/F ONGOING PRECISION AND RECOVERY (OPR)****FORM 8B**

Lab Name: SGS Analytical Perspectives
 Initial Calibration: ICAL: MM1_11012012A_DF_13FEB2013
 Instrument ID: MM1 GC Column ID: ZB-5ms
 VER Data Filename: 130424P2-02 Analysis Date: 25-APR-2013 09:28:03
 Lab ID: OPR1_10817_DF

LABELED ANALYTES	SPIKE CONC.	CONC. FOUND	RANGE (ng/mL)			OK
13C-2,3,7,8-TCDD	100	90.6	20	-	175	Y
13C-1,2,3,7,8-PeCDD	100	84.5	21	-	227	Y
13C-1,2,3,4,7,8-HxCDD	100	82.4	21	-	193	Y
13C-1,2,3,6,7,8-HxCDD	100	82	25	-	163	Y
13C-1,2,3,7,8,9-HxCDD	100	87.2	26	-	166	Y
13C-1,2,3,4,6,7,8-HpCDD	100	90.1	26	-	166	Y
13C-OCDD	200	176	26	-	397	Y
13C-2,3,7,8-TCDF	100	89.7	22	-	152	Y
13C-1,2,3,7,8-PeCDF	100	86.4	21	-	192	Y
13C-2,3,4,7,8-PeCDF	100	80.1	13	-	328	Y
13C-1,2,3,4,7,8-HxCDF	100	85.9	19	-	202	Y
13C-1,2,3,6,7,8-HxCDF	100	91	21	-	159	Y
13C-2,3,4,6,7,8-HxCDF	100	91	22	-	176	Y
13C-1,2,3,7,8,9-HxCDF	100	90.3	17	-	205	Y
13C-1,2,3,4,6,7,8-HpCDF	100	85.6	21	-	158	Y
13C-1,2,3,4,7,8,9-HpCDF	100	90.9	20	-	186	Y
13C-OCDF	200	172	26	-	397	Y
CLEANUP STANDARD						
37Cl-2,3,7,8-TCDD	40	39.9	12.4	-	76.4	Y

Contract-required concentration limits for OPR as specified in Table 6,
 Method 1613. 10/94

Processed: 26 Apr 2013 10:48 Analyst: MC



26 APRIL 2013

Chris Kramer
SLR International Corporation
1800 Blankenship Road, Suite 440
West Linn, OR, 97068

Ph.: 503-723-4423
Email: ckramer@slrconsulting.com

Subject: Certificate of Results

Dear Chris;

Attached to this narrative are the analytical results you requested on samples submitted for the determination of polychlorinated dibenzo-*p*-dioxins and dibenzofurans. The insert below summarizes the relevant information pertaining to your project. In particular, QC annotations bring to your attention specific analytical observations and assessments made during the sample handling and data interpretation phases. Results reported relate only to the items tested.

Project Information Summary	When applicable, see QC Annotations for details
Client Project No.	Jeld-Wen/Nord Door
AP Project #	A5292_10828
Analytical Protocol	Method 1613B
No. Samples Submitted	12
No. Samples Analyzed	3 (4 previously reported, 5 remain on HOLD)
No. Laboratory Method Blanks	1
No. OPRs / Batch CS3	1
No. Outstanding Samples	0
Date Received	15-Mar-2013
Condition Received	good
Temperature upon Receipt (C)	2.2, 0.4
Extraction within Holding Time	yes
Analysis within Holding Time	yes
Data meet QA/QC Requirements	yes
Exceptions	none
Analytical Difficulties	none

ANALYTICAL PERSPECTIVES IS NOW PART OF SGS, THE WORLD'S LEADING INSPECTION, VERIFICATION, TESTING AND CERTIFICATION COMPANY.



QC Annotations:

Please see Appendix A & B attached for data qualifier/attribute and lab identifier descriptions which may be contained in the project.

A5292 batch 10828: Samples were taken of hold for analysis at client request, 10 April 2013. Results for those three samples are reported here.

Analytical Perspectives Certification IDs:

SOUTH CAROLINA	99054
ARKANSAS	88-0628
NEW JERSEY-NELAP SECONDARY	NC005
FLORIDA-NELAP PRIMARY	E87608
LOUISIANA	4024
NORTH CAROLINA	37783
WASHINGTON	C2027
NEW YORK	11988
VIRGINIA	460180
MINNESOTA	037-999-448
OREGON	pending
TEXAS	T104704484-10-1
PENNSYLVANIA-NELAP SECONDARY	68-01849

SGS Analytical Perspectives remains committed to serving you in the most effective manner. Should you have any questions or need additional information and technical support, please do not hesitate to contact us.

The management and staff of SGS Analytical Perspectives welcomes customer feedback, both positive and negative, as we continually improve our services. Please visit our web site at www.ultratrace.com and click on the 'Leave Your Feedback Here!' link on the Home Page. Thank you for choosing SGS Analytical Perspectives.

Sincerely,

Amy J. Boehm
Senior Project Manager



APPENDIX A: DATA QUALIFIERS / DATA ATTRIBUTES	
>	Indicates high recoveries. Shown with the numeric value at the top of the range. ¹
B	The analyte was found in the method blank, at a concentration that was at least 10% of the concentration in the sample.
C	Two or more congeners co-elute. In EDDs C denotes the lowest IUPAC congener in a co-elution group and additional co-eluters for the group are shown with the number of the lowest IUPAC co-eluter.
E	The reported concentration exceeds the calibration range (upper point of the calibration curve).
EMPC	Represents an Estimated Maximum Possible Concentration. EMPC's arise in cases where the signal/noise ratio is not sufficient for peak identification (the determined ion-abundance ratio is outside the allowed theoretical range), or where there is a co-eluting interference.
ETH	Indicates the presence of a diphenyl ether that appears to interfere with the quantitation of a furan. The reported concentration is the maximum.
H/h	If the standard recovery is below the method or SOP specified value "H" is assigned. If the obtained value is less than half the specified value "h" is assigned. ¹
J	Indicates that an analyte has a concentration below the reporting limit (lowest point of the calibration curve).
ND	Indicates a non-detect.
NR	Indicates a value that is not reportable.
PR	Due to interference, the associated congener is poorly resolved.
QI	Indicates the presence of a quantitative interference.
SI	Denotes "Single Ion Mode" and is utilized for PCBs where the secondary ion trace has a significantly elevated noise level due to background PFK. Responses for such peaks are calculated using an EMPC approach based solely on the primary ion area(s) and may be considered estimates. ¹
U	The analyte was not detected. The estimated detection limit (EDL) may be reported for this analyte.
V	The labeled standard recovery was found to be outside of the method control limits.
X	Indicates results reported from reinjection, refractionation, or repeat analyses.
APPENDIX B: LAB ID IDENTIFIERS	
AR	Indicates use of the archived portion of the sample extract.
CU	Indicates a sample that required additional clean-up prior to MS injection/processing.
D	Indicates a dilution of the sample extract. The number that follows the "D" indicates the dilution factor.
DE	Indicates a dilution performed with the addition of ES (extraction standard) solution.
DUP	Designation for a duplicate sample.
MS	Designation for a matrix spike.
MSD	Designation for a matrix spike duplicate.
RJ	Indicates a reinjection of the sample extract.
S	Indicates a sample split. The number that follows the "S" indicates the split factor.

¹Denotes data qualifiers/attributes whose use will be phased out over time

Sample ID: GP-505-GW

Method 1613B

Client Data		Sample Data		Laboratory Data			
Name:	SLR International Corporation	Matrix:	Aqueous	Lab Project ID:	A5292	Date Received:	15-Mar-2013
Project ID:	NORD DOOR	Weight/Volume:	0.97 L	Lab Sample ID:	A5292_10828_DF_005	Date Extracted:	12-Apr-2013
Date Collected:	13-Mar-2013	pH:	5	QC Batch No:	10828	Date Analyzed:	23-Apr-2013
		Split:	-	Dilution:	-	Time Analyzed:	10:50:42
Analyte	Conc. (pg/L)	DL (pg/L)	EMPC (pg/L)	Qualifiers	Standard	ES Recoveries	Qualifiers
2378-TCDD	ND	2.43			ES 2378-TCDD	91.5	
12378-PeCDD	ND	3.22			ES 12378-PeCDD	83.6	
123478-HxCDD	ND	3.11			ES 123478-HxCDD	78.3	
123678-HxCDD	ND	3.28			ES 123678-HxCDD	75.9	
123789-HxCDD	ND	3.12			ES 123789-HxCDD	77.2	
1234678-HpCDD	20.8			J	ES 1234678-HpCDD	74.7	
OCDD	219				ES OCDD	61.4	
2378-TCDF	ND	2.07			ES 2378-TCDF	85	
12378-PeCDF	ND	1.87			ES 12378-PeCDF	85.8	
23478-PeCDF	ND	1.72			ES 23478-PeCDF	83.1	
123478-HxCDF	ND	2.07			ES 123478-HxCDF	78.4	
123678-HxCDF	ND	2			ES 123678-HxCDF	81.3	
234678-HxCDF	ND	2.23			ES 234678-HxCDF	79.4	
123789-HxCDF	ND	2.11			ES 123789-HxCDF	81.2	
1234678-HpCDF	ND	2.63			ES 1234678-HpCDF	72.9	
1234789-HpCDF	ND	2.89			ES 1234789-HpCDF	75.6	
OCDF	8.69			J	ES OCDF	60.7	
Totals					Standard	CS/AS Recoveries	
Total TCDD	ND	2.43	ND		CS 37Cl-2378-TCDD	106	
Total PeCDD	ND	3.22	ND		CS 12347-PeCDD	96.8	
Total HxCDD	ND	3.17	ND		CS 12346-PeCDF	93.3	
Total HpCDD	34.5		34.5		CS 123469-HxCDF	95.5	
					CS 1234689-HpCDF	80.6	
Total TCDF	ND	2.07	ND		AS 1368-TCDD	94	
Total PeCDF	ND	1.8	ND		AS 1368-TCDF	90.9	
Total HxCDF	ND	2.1	ND				
Total HpCDF	4.34		4.34				
Total PCDD/Fs	266		266				
WHO-2005 TEQs							
TEQ: ND=0	0.276		0.276				
TEQ: ND=DL/2	4.42	4.16	4.42				
TEQ: ND=DL	8.56	8.32	8.56				



2714 Exchange Drive
 Wilmington, NC 28405, USA
 www.us.sgs.com

Tel: +1 910 794-1613; Toll-Free 866 846-8290; Fax: +1 910 794-3919

Sample ID: GP-508-GW

Method 1613B

Client Data		Sample Data		Laboratory Data			
Name:	SLR International Corporation	Matrix:	Aqueous	Lab Project ID:	A5292	Date Received:	15-Mar-2013
Project ID:	NORD DOOR	Weight/Volume:	0.91 L	Lab Sample ID:	A5292_10828_DF_008	Date Extracted:	12-Apr-2013
Date Collected:	13-Mar-2013	pH:	5	QC Batch No:	10828	Date Analyzed:	23-Apr-2013
		Split:	-	Dilution:	-	Time Analyzed:	11:43:20
Analyte	Conc. (pg/L)	DL (pg/L)	EMPC (pg/L)	Qualifiers	Standard	ES Recoveries	Qualifiers
2378-TCDD	ND	4.31			ES 2378-TCDD	86.6	
12378-PeCDD	ND	4.22			ES 12378-PeCDD	78.1	
123478-HxCDD	ND	5.73			ES 123478-HxCDD	79.2	
123678-HxCDD	ND	6.1			ES 123678-HxCDD	74.1	
123789-HxCDD	ND	5.55			ES 123789-HxCDD	80.5	
1234678-HpCDD	9.14			J	ES 1234678-HpCDD	77	
OCDD	119				ES OCDD	67.2	
2378-TCDF	ND	2.74			ES 2378-TCDF	85.1	
12378-PeCDF	ND	2.76			ES 12378-PeCDF	87	
23478-PeCDF	ND	2.68			ES 23478-PeCDF	82.7	
123478-HxCDF	ND	2.83			ES 123478-HxCDF	81.4	
123678-HxCDF	ND	2.69			ES 123678-HxCDF	83.3	
234678-HxCDF	ND	3.2			ES 234678-HxCDF	83.1	
123789-HxCDF	ND	3.58			ES 123789-HxCDF	80.6	
1234678-HpCDF	ND	3.05			ES 1234678-HpCDF	74.4	
1234789-HpCDF	ND	3.83			ES 1234789-HpCDF	77.5	
OCDF	ND	6.17			ES OCDF	65.2	
Totals					Standard	CS/AS Recoveries	
Total TCDD	ND	4.31	ND		CS 37Cl-2378-TCDD	97.6	
Total PeCDD	ND	4.22	ND		CS 12347-PeCDD	95.3	
Total HxCDD	ND	5.77	ND		CS 12346-PeCDF	91.6	
Total HpCDD	18.4		18.4		CS 123469-HxCDF	94.5	
					CS 1234689-HpCDF	84.9	
Total TCDF	ND	2.74	ND		AS 1368-TCDD	91.8	
Total PeCDF	ND	2.72	ND		AS 1368-TCDF	94.3	
Total HxCDF	ND	3.05	ND				
Total HpCDF	ND	3.42	ND				
Total PCDD/Fs	137		137				
WHO-2005 TEQs							
TEQ: ND=0	0.127		0.127				
TEQ: ND=DL/2	6.49	6.39	6.49				
TEQ: ND=DL	12.9	12.8	12.9				



2714 Exchange Drive
Wilmington, NC 28405, USA
www.us.sgs.com

Tel: +1 910 794-1613; Toll-Free 866 846-8290; Fax: +1 910 794-3919

Sample ID: GP-510-GW

Method 1613B

Client Data		Sample Data		Laboratory Data			
Name:	SLR International Corporation	Matrix:	Aqueous	Lab Project ID:	A5292	Date Received:	15-Mar-2013
Project ID:	NORD DOOR	Weight/Volume:	0.97 L	Lab Sample ID:	A5292_10828_DF_010	Date Extracted:	12-Apr-2013
Date Collected:	13-Mar-2013	pH:	5	QC Batch No:	10828	Date Analyzed:	23-Apr-2013
		Split:	-	Dilution:	-	Time Analyzed:	12:35:57
Analyte	Conc. (pg/L)	DL (pg/L)	EMPC (pg/L)	Qualifiers	Standard	ES Recoveries	Qualifiers
2378-TCDD	ND	1.98			ES 2378-TCDD	91.7	
12378-PeCDD	ND	3			ES 12378-PeCDD	84.9	
123478-HxCDD	ND	3.08			ES 123478-HxCDD	77.2	
123678-HxCDD	ND	3.18			ES 123678-HxCDD	76	
123789-HxCDD	ND	3.18			ES 123789-HxCDD	81.1	
1234678-HpCDD	EMPC		8.83	J	ES 1234678-HpCDD	76.3	
OCDD	185				ES OCDD	68.9	
2378-TCDF	ND	1.97			ES 2378-TCDF	88.7	
12378-PeCDF	ND	1.77			ES 12378-PeCDF	88.2	
23478-PeCDF	ND	1.85			ES 23478-PeCDF	85.9	
123478-HxCDF	ND	1.61			ES 123478-HxCDF	80.8	
123678-HxCDF	ND	1.46			ES 123678-HxCDF	82.1	
234678-HxCDF	ND	1.56			ES 234678-HxCDF	83.8	
123789-HxCDF	ND	1.88			ES 123789-HxCDF	82.6	
1234678-HpCDF	ND	1.57			ES 1234678-HpCDF	75.4	
1234789-HpCDF	ND	1.93			ES 1234789-HpCDF	80.7	
OCDF	7.7			J	ES OCDF	67.3	
Totals					Standard	CS/AS Recoveries	
Total TCDD	ND	1.98	ND		CS 37Cl-2378-TCDD	104	
Total PeCDD	ND	3	ND		CS 12347-PeCDD	97.2	
Total HxCDD	ND	3.14	ND		CS 12346-PeCDF	90.7	
Total HpCDD	8.93		17.8		CS 123469-HxCDF	95	
					CS 1234689-HpCDF	87.7	
Total TCDF	ND	1.97	ND		AS 1368-TCDD	94.4	
Total PeCDF	ND	1.81	ND		AS 1368-TCDF	96	
Total HxCDF	ND	1.62	ND				
Total HpCDF	ND	1.74	ND				
Total PCDD/Fs	201		210				
WHO-2005 TEQs							
TEQ: ND=0	0.0577		0.146				
TEQ: ND=DL/2	3.78	3.72	3.85				
TEQ: ND=DL	7.5	7.45	7.56				



2714 Exchange Drive
 Wilmington, NC 28405, USA
 www.us.sgs.com

Tel: +1 910 794-1613; Toll-Free 866 846-8290; Fax: +1 910 794-3919

Sample ID: Method Blank A5292

Method 1613B

Client Data		Sample Data		Laboratory Data			
Name:	SLR International Corporation	Matrix:	Aqueous	Lab Project ID:	A5292	Date Received:	n/a
Project ID:	NORD DOOR	Weight/Volume:	1.00 L	Lab Sample ID:	MB1_10828_DF_SPE	Date Extracted:	12-Apr-2013
Date Collected:	n/a	pH:	5	QC Batch No:	10828	Date Analyzed:	23-Apr-2013
		Split:	-	Dilution:	-	Time Analyzed:	09:58:03

Analyte	Conc. (pg/L)	DL (pg/L)	EMPC (pg/L)	Qualifiers	Standard	ES Recoveries	Qualifiers
2378-TCDD	ND	2.42			ES 2378-TCDD	94.1	
12378-PeCDD	ND	3.7			ES 12378-PeCDD	86.5	
123478-HxCDD	ND	3.8			ES 123478-HxCDD	84.8	
123678-HxCDD	ND	3.87			ES 123678-HxCDD	82.9	
123789-HxCDD	ND	3.86			ES 123789-HxCDD	85.8	
1234678-HpCDD	ND	3.16			ES 1234678-HpCDD	80	
OCDD	ND	6.96			ES OCDD	67.8	
2378-TCDF	ND	2.54			ES 2378-TCDF	83.4	
12378-PeCDF	ND	2.38			ES 12378-PeCDF	86.3	
23478-PeCDF	ND	2.36			ES 23478-PeCDF	82.7	
123478-HxCDF	ND	1.78			ES 123478-HxCDF	86.3	
123678-HxCDF	ND	1.87			ES 123678-HxCDF	88.9	
234678-HxCDF	ND	1.97			ES 234678-HxCDF	87.9	
123789-HxCDF	ND	2.32			ES 123789-HxCDF	87.1	
1234678-HpCDF	ND	2.21			ES 1234678-HpCDF	79.6	
1234789-HpCDF	ND	2.48			ES 1234789-HpCDF	79.4	
OCDF	ND	5.75			ES OCDF	65	
Totals					Standard	CS/AS Recoveries	
Total TCDD	ND	2.42	ND		CS 37Cl-2378-TCDD	104	
Total PeCDD	ND	3.7	ND		CS 12347-PeCDD	93.7	
Total HxCDD	ND	3.84	ND		CS 12346-PeCDF	92.4	
Total HpCDD	ND	3.16	ND		CS 123469-HxCDF	97.2	
					CS 1234689-HpCDF	85.9	
Total TCDF	ND	2.54	ND		AS 1368-TCDD	90.6	
Total PeCDF	ND	2.37	ND		AS 1368-TCDF	90.3	
Total HxCDF	ND	1.97	ND				
Total HpCDF	ND	2.34	ND				
Total PCDD/Fs	ND		ND				
WHO-2005 TEQs							
TEQ: ND=0	0		0				
TEQ: ND=DL/2	4.59	4.59	4.59				
TEQ: ND=DL	9.19	9.19	9.19				



2714 Exchange Drive
 Wilmington, NC 28405, USA
 www.us.sgs.com

Tel: +1 910 794-1613; Toll-Free 866 846-8290; Fax: +1 910 794-3919

METHOD 1613B**PCDD/F ONGOING PRECISION AND RECOVERY (OPR)****FORM 8A**

Lab Name: SGS Analytical Perspectives
 Initial Calibration: ICAL: MM1_11012012A_DF_13FEB2013
 Instrument ID: MM1 GC Column ID: ZB-5ms
 VER Data Filename: 130422P2-02 Analysis Date: 23-APR-2013 08:12:59
 Lab ID: OPR1_10828_DF

NATIVE ANALYTES	SPIKE CONC.	CONC. FOUND	RANGE (ng/mL)		OK
2,3,7,8-TCDD	10	10.4	6.7	- 15.8	Y
1,2,3,7,8-PeCDD	50	52.2	35	- 71	Y
1,2,3,4,7,8-HxCDD	50	53.7	35	- 82	Y
1,2,3,6,7,8-HxCDD	50	54.9	38	- 67	Y
1,2,3,7,8,9-HxCDD	50	49.1	32	- 81	Y
1,2,3,4,6,7,8-HpCDD	50	50.9	35	- 70	Y
OCDD	100	107	78	- 144	Y
2,3,7,8-TCDF	10	10.7	7.5	- 15.8	Y
1,2,3,7,8-PeCDF	50	54	40	- 67	Y
2,3,4,7,8-PeCDF	50	54.8	34	- 80	Y
1,2,3,4,7,8-HxCDF	50	50.2	36	- 67	Y
1,2,3,6,7,8-HxCDF	50	50.5	42	- 65	Y
2,3,4,6,7,8-HxCDF	50	53.4	35	- 78	Y
1,2,3,7,8,9-HxCDF	50	50	39	- 65	Y
1,2,3,4,6,7,8-HpCDF	50	54.1	41	- 61	Y
1,2,3,4,7,8,9-HpCDF	50	52.1	39	- 69	Y
OCDF	100	110	63	- 170	Y

Contract-required concentration limits for OPR as specified in Table 6,
 Method 1613. 10/94

METHOD 1613B**PCDD/F ONGOING PRECISION AND RECOVERY (OPR)****FORM 8B**

Lab Name: SGS Analytical Perspectives
 Initial Calibration: ICAL: MM1_11012012A_DF_13FEB2013
 Instrument ID: MM1 GC Column ID: ZB-5ms
 VER Data Filename: 130422P2-02 Analysis Date: 23-APR-2013 08:12:59
 Lab ID: OPR1_10828_DF

LABELED ANALYTES	SPIKE CONC.	CONC. FOUND	RANGE (ng/mL)			OK
13C-2,3,7,8-TCDD	100	91.5	20	-	175	Y
13C-1,2,3,7,8-PeCDD	100	85.6	21	-	227	Y
13C-1,2,3,4,7,8-HxCDD	100	82.7	21	-	193	Y
13C-1,2,3,6,7,8-HxCDD	100	81	25	-	163	Y
13C-1,2,3,7,8,9-HxCDD	100	84.7	26	-	166	Y
13C-1,2,3,4,6,7,8-HpCDD	100	83.1	26	-	166	Y
13C-OCDD	200	151	26	-	397	Y
13C-2,3,7,8-TCDF	100	89.8	22	-	152	Y
13C-1,2,3,7,8-PeCDF	100	85.6	21	-	192	Y
13C-2,3,4,7,8-PeCDF	100	85.4	13	-	328	Y
13C-1,2,3,4,7,8-HxCDF	100	85.8	19	-	202	Y
13C-1,2,3,6,7,8-HxCDF	100	87.2	21	-	159	Y
13C-2,3,4,6,7,8-HxCDF	100	84.8	22	-	176	Y
13C-1,2,3,7,8,9-HxCDF	100	87.5	17	-	205	Y
13C-1,2,3,4,6,7,8-HpCDF	100	80.3	21	-	158	Y
13C-1,2,3,4,7,8,9-HpCDF	100	83.3	20	-	186	Y
13C-OCDF	200	150	26	-	397	Y
CLEANUP STANDARD						
37Cl-2,3,7,8-TCDD	40	41.9	12.4	-	76.4	Y

Contract-required concentration limits for OPR as specified in Table 6,
 Method 1613. 10/94

Processed: 25 Apr 2013 13:04 Analyst: MC



5 APRIL 2013

Chris Kramer
 SLR International Corporation
 1800 Blankenship Road, Suite 440
 West Linn, OR, 97068

Ph.: 503-723-4423
 Email: ckramer@slrconsulting.com

Subject: Certificate of Results

Dear Chris;

Attached to this narrative are the analytical results you requested on samples submitted for the determination of polychlorinated dibenzo-*p*-dioxins and dibenzofurans. The insert below summarizes the relevant information pertaining to your project. In particular, QC annotations bring to your attention specific analytical observations and assessments made during the sample handling and data interpretation phases. Results reported relate only to the items tested.

Project Information Summary	When applicable, see QC Annotations for details
Client Project No.	Jeld-Wen/Nord Door
AP Project #	A5292
Analytical Protocol	Method 1613B
No. Samples Submitted	12
No. Samples Analyzed	4 (8 on HOLD)
No. Laboratory Method Blanks	1
No. OPRs / Batch CS3	1
No. Outstanding Samples	0
Date Received	15-Mar-2013
Condition Received	good
Temperature upon Receipt (C)	2.2, 0.4
Extraction within Holding Time	yes
Analysis within Holding Time	yes
Data meet QA/QC Requirements	yes
Exceptions	none
Analytical Difficulties	none

ANALYTICAL PERSPECTIVES IS NOW PART OF SGS, THE WORLD'S LEADING INSPECTION, VERIFICATION, TESTING AND CERTIFICATION COMPANY.



QC Annotations:

Please see Appendix A & B attached for data qualifier/attribute and lab identifier descriptions which may be contained in the project.

Analytical Perspectives Certification IDs:

SOUTH CAROLINA	99054
ARKANSAS	88-0628
NEW JERSEY-NELAP SECONDARY	NC005
FLORIDA-NELAP PRIMARY	E87608
LOUISIANA	4024
NORTH CAROLINA	37783
WASHINGTON	C2027
NEW YORK	11988
VIRGINIA	460180
MINNESOTA	037-999-448
OREGON	pending
TEXAS	T104704484-10-1
PENNSYLVANIA-NELAP SECONDARY	68-01849

SGS Analytical Perspectives remains committed to serving you in the most effective manner. Should you have any questions or need additional information and technical support, please do not hesitate to contact us.

The management and staff of SGS Analytical Perspectives welcomes customer feedback, both positive and negative, as we continually improve our services. Please visit our web site at www.ultratrace.com and click on the 'Leave Your Feedback Here!' link on the Home Page. Thank you for choosing SGS Analytical Perspectives.

Sincerely,

Amy J. Boehm
Senior Project Manager



APPENDIX A: DATA QUALIFIERS / DATA ATTRIBUTES	
>	Indicates high recoveries. Shown with the numeric value at the top of the range. ¹
B	The analyte was found in the method blank, at a concentration that was at least 10% of the concentration in the sample.
C	Two or more congeners co-elute. In EDDs C denotes the lowest IUPAC congener in a co-elution group and additional co-eluters for the group are shown with the number of the lowest IUPAC co-eluter.
E	The reported concentration exceeds the calibration range (upper point of the calibration curve).
EMPC	Represents an Estimated Maximum Possible Concentration. EMPC's arise in cases where the signal/noise ratio is not sufficient for peak identification (the determined ion-abundance ratio is outside the allowed theoretical range), or where there is a co-eluting interference.
ETH	Indicates the presence of a diphenyl ether that appears to interfere with the quantitation of a furan. The reported concentration is the maximum.
H/h	If the standard recovery is below the method or SOP specified value "H" is assigned. If the obtained value is less than half the specified value "h" is assigned. ¹
J	Indicates that an analyte has a concentration below the reporting limit (lowest point of the calibration curve).
ND	Indicates a non-detect.
NR	Indicates a value that is not reportable.
PR	Due to interference, the associated congener is poorly resolved.
QI	Indicates the presence of a quantitative interference.
SI	Denotes "Single Ion Mode" and is utilized for PCBs where the secondary ion trace has a significantly elevated noise level due to background PFK. Responses for such peaks are calculated using an EMPC approach based solely on the primary ion area(s) and may be considered estimates. ¹
U	The analyte was not detected. The estimated detection limit (EDL) may be reported for this analyte.
V	The labeled standard recovery was found to be outside of the method control limits.
X	Indicates results reported from reinjection, refractionation, or repeat analyses.
APPENDIX B: LAB ID IDENTIFIERS	
AR	Indicates use of the archived portion of the sample extract.
CU	Indicates a sample that required additional clean-up prior to MS injection/processing.
D	Indicates a dilution of the sample extract. The number that follows the "D" indicates the dilution factor.
DE	Indicates a dilution performed with the addition of ES (extraction standard) solution.
DUP	Designation for a duplicate sample.
MS	Designation for a matrix spike.
MSD	Designation for a matrix spike duplicate.
RJ	Indicates a reinjection of the sample extract.
S	Indicates a sample split. The number that follows the "S" indicates the split factor.

¹Denotes data qualifiers/attributes whose use will be phased out over time

Sample ID: Method Blank A5292

Method 1613B

Client Data		Sample Data		Laboratory Data			
Name:	SLR International Corporation	Matrix:	Aqueous	Lab Project ID:	A5292	Date Received:	n/a
Project ID:	NORD DOOR	Weight/Volume:	1.00 L	Lab Sample ID:	MB1_10738_DF_SPE	Date Extracted:	19-Mar-2013
Date Collected:	n/a	pH:	5	QC Batch No:	10738	Date Analyzed:	23-Mar-2013
		Split:	-	Dilution:	-	Time Analyzed:	04:59:21

Analyte	Conc. (pg/L)	DL (pg/L)	EMPC (pg/L)	Qualifiers	Standard	ES Recoveries	Qualifiers
2378-TCDD	ND	0.62			ES 2378-TCDD	84.3	
12378-PeCDD	ND	0.59			ES 12378-PeCDD	81.4	
123478-HxCDD	ND	0.564			ES 123478-HxCDD	80.5	
123678-HxCDD	ND	0.578			ES 123678-HxCDD	76	
123789-HxCDD	ND	0.519			ES 123789-HxCDD	78.9	
1234678-HpCDD	ND	0.528			ES 1234678-HpCDD	80	
OCDD	2.51			J	ES OCDD	68.1	
2378-TCDF	ND	0.508			ES 2378-TCDF	80.1	
12378-PeCDF	ND	0.474			ES 12378-PeCDF	81.9	
23478-PeCDF	ND	0.475			ES 23478-PeCDF	81.8	
123478-HxCDF	ND	0.41			ES 123478-HxCDF	74.8	
123678-HxCDF	ND	0.391			ES 123678-HxCDF	75.2	
234678-HxCDF	ND	0.401			ES 234678-HxCDF	74.4	
123789-HxCDF	ND	0.467			ES 123789-HxCDF	78.6	
1234678-HpCDF	ND	0.413			ES 1234678-HpCDF	70.6	
1234789-HpCDF	ND	0.521			ES 1234789-HpCDF	71.4	
OCDF	ND	0.904			ES OCDF	61.4	
Totals					Standard	CS/AS Recoveries	
Total TCDD	ND	0.62	ND		CS 37Cl-2378-TCDD	95.3	
Total PeCDD	ND	0.59	ND		CS 12347-PeCDD	93	
Total HxCDD	ND	0.552	ND		CS 12346-PeCDF	88.4	
Total HpCDD	1.17		1.17		CS 123469-HxCDF	85.2	
					CS 1234689-HpCDF	79.7	
					AS 1368-TCDD	82	
Total TCDF	ND	0.508	ND		AS 1368-TCDF	77.8	
Total PeCDF	ND	0.474	ND				
Total HxCDF	ND	0.416	ND				
Total HpCDF	ND	0.463	ND				
Total PCDD/Fs	3.68		3.68				
WHO-2005 TEQs							
TEQ: ND=0	0.000754		0.000754				
TEQ: ND=DL/2	0.883	0.883	0.883				
TEQ: ND=DL	1.77	1.77	1.77				



2714 Exchange Drive
 Wilmington, NC 28405, USA
 www.us.sgs.com

Tel: +1 910 794-1613; Toll-Free 866 846-8290; Fax: +1 910 794-3919

Sample ID: GP-501-GW

Method 1613B

Client Data		Sample Data		Laboratory Data			
Name:	SLR International Corporation	Matrix:	Aqueous	Lab Project ID:	A5292	Date Received:	15-Mar-2013
Project ID:	NORD DOOR	Weight/Volume:	0.96 L	Lab Sample ID:	A5292_10738_DF_001	Date Extracted:	19-Mar-2013
Date Collected:	14-Mar-2013	pH:	6	QC Batch No:	10738	Date Analyzed:	23-Mar-2013
		Split:	-	Dilution:	-	Time Analyzed:	05:52:00
Analyte	Conc. (pg/L)	DL (pg/L)	EMPC (pg/L)	Qualifiers	Standard	ES Recoveries	Qualifiers
2378-TCDD	1.66			J	ES 2378-TCDD	71.3	
12378-PeCDD	11.7			J	ES 12378-PeCDD	70.9	
123478-HxCDD	41.7				ES 123478-HxCDD	69.7	
123678-HxCDD	3990				ES 123678-HxCDD	63.4	
123789-HxCDD	237				ES 123789-HxCDD	67.8	
1234678-HpCDD	82100			E	ES 1234678-HpCDD	74.8	
OCDD	742000			E	ES OCDD	64.7	
2378-TCDF	213				ES 2378-TCDF	68.1	
12378-PeCDF	628				ES 12378-PeCDF	70.3	
23478-PeCDF	1730				ES 23478-PeCDF	68.8	
123478-HxCDF	2330				ES 123478-HxCDF	64	
123678-HxCDF	562				ES 123678-HxCDF	63.7	
234678-HxCDF	842				ES 234678-HxCDF	63.5	
123789-HxCDF	ND	11.6			ES 123789-HxCDF	67.1	
1234678-HpCDF	13600				ES 1234678-HpCDF	63.9	
1234789-HpCDF	849				ES 1234789-HpCDF	62.8	
OCDF	28500				ES OCDF	63.1	
Totals					Standard	CS/AS Recoveries	
Total TCDD	53.6		60.2		CS 37CI-2378-TCDD	80.6	
Total PeCDD	311		314		CS 12347-PeCDD	80	
Total HxCDD	10800		10800		CS 12346-PeCDF	76.6	
Total HpCDD	135000		135000		CS 123469-HxCDF	72.5	
Total TCDF	876		888		CS 1234689-HpCDF	73.5	
Total PeCDF	10900		10900		AS 1368-TCDD	73.6	
Total HxCDF	39100		39200		AS 1368-TCDF	71.1	
Total HpCDF	52300		52300				
Total PCDD/Fs	1020000		1020000				
WHO-2005 TEQs							
TEQ: ND=0	2570		2570				
TEQ: ND=DL/2	2570	4.41	2570				
TEQ: ND=DL	2570	8.82	2570				



2714 Exchange Drive
 Wilmington, NC 28405, USA
 www.us.sgs.com

Tel: +1 910 794-1613; Toll-Free 866 846-8290; Fax: +1 910 794-3919

Sample ID: GP-502-GW

Method 1613B

Client Data		Sample Data		Laboratory Data			
Name:	SLR International Corporation	Matrix:	Aqueous	Lab Project ID:	A5292	Date Received:	15-Mar-2013
Project ID:	NORD DOOR	Weight/Volume:	0.96 L	Lab Sample ID:	A5292_10738_DF_002	Date Extracted:	19-Mar-2013
Date Collected:	14-Mar-2013	pH:	6	QC Batch No:	10738	Date Analyzed:	23-Mar-2013
		Split:	-	Dilution:	-	Time Analyzed:	06:44:37
Analyte	Conc. (pg/L)	DL (pg/L)	EMPC (pg/L)	Qualifiers	Standard	ES Recoveries	Qualifiers
2378-TCDD	ND	0.729			ES 2378-TCDD	80.5	
12378-PeCDD	ND	1.01			ES 12378-PeCDD	74.8	
123478-HxCDD	ND	1.26			ES 123478-HxCDD	74.5	
123678-HxCDD	ND	1.39			ES 123678-HxCDD	70.7	
123789-HxCDD	ND	1.24			ES 123789-HxCDD	77.1	
1234678-HpCDD	48.7				ES 1234678-HpCDD	75.9	
OCDD	1110				ES OCDD	65	
2378-TCDF	ND	0.662			ES 2378-TCDF	77.8	
12378-PeCDF	ND	0.661			ES 12378-PeCDF	75.6	
23478-PeCDF	ND	0.703			ES 23478-PeCDF	72.4	
123478-HxCDF	ND	0.876			ES 123478-HxCDF	66.3	
123678-HxCDF	ND	0.853			ES 123678-HxCDF	67.4	
234678-HxCDF	ND	0.89			ES 234678-HxCDF	69.1	
123789-HxCDF	ND	1.03			ES 123789-HxCDF	73	
1234678-HpCDF	7.17			J	ES 1234678-HpCDF	65.6	
1234789-HpCDF	ND	0.852			ES 1234789-HpCDF	65.8	
OCDF	36.9			J	ES OCDF	57.8	
Totals					Standard	CS/AS Recoveries	
Total TCDD	ND		0.736		CS 37Cl-2378-TCDD	88.3	
Total PeCDD	ND	1.01	ND		CS 12347-PeCDD	74.8	
Total HxCDD	8.82		8.82		CS 12346-PeCDF	80.4	
Total HpCDD	105		105		CS 123469-HxCDF	78.1	
Total TCDF	ND	0.662	ND		CS 1234689-HpCDF	73.6	
Total PeCDF	2.73		2.73		AS 1368-TCDD	76.4	
Total HxCDF	11		16.1		AS 1368-TCDF	67.8	
Total HpCDF	33.7		33.7				
Total PCDD/Fs	1310		1310				
WHO-2005 TEQs							
TEQ: ND=0	0.903		0.903				
TEQ: ND=DL/2	2.3	1.41	2.3				
TEQ: ND=DL	3.7	2.83	3.7				



2714 Exchange Drive
 Wilmington, NC 28405, USA
 www.us.sgs.com

Tel: +1 910 794-1613; Toll-Free 866 846-8290; Fax: +1 910 794-3919

Sample ID: GP-503-GW

Method 1613B

Client Data		Sample Data		Laboratory Data			
Name:	SLR International Corporation	Matrix:	Aqueous	Lab Project ID:	A5292	Date Received:	15-Mar-2013
Project ID:	NORD DOOR	Weight/Volume:	0.97 L	Lab Sample ID:	A5292_10738_DF_003	Date Extracted:	19-Mar-2013
Date Collected:	13-Mar-2013	pH:	6	QC Batch No:	10738	Date Analyzed:	23-Mar-2013
		Split:	-	Dilution:	-	Time Analyzed:	07:37:14
Analyte	Conc. (pg/L)	DL (pg/L)	EMPC (pg/L)	Qualifiers	Standard	ES Recoveries	Qualifiers
2378-TCDD	ND	0.991			ES 2378-TCDD	89.2	
12378-PeCDD	ND	1.22			ES 12378-PeCDD	85.4	
123478-HxCDD	ND	1.01			ES 123478-HxCDD	86.8	
123678-HxCDD	ND	1.08			ES 123678-HxCDD	81.6	
123789-HxCDD	ND	1.12			ES 123789-HxCDD	86.1	
1234678-HpCDD	27				ES 1234678-HpCDD	86.6	
OCDD	294				ES OCDD	76.3	
2378-TCDF	ND	0.836			ES 2378-TCDF	84.4	
12378-PeCDF	ND	0.879			ES 12378-PeCDF	84.1	
23478-PeCDF	ND	0.857			ES 23478-PeCDF	82.5	
123478-HxCDF	ND	0.813			ES 123478-HxCDF	78.4	
123678-HxCDF	ND	0.795			ES 123678-HxCDF	78.8	
234678-HxCDF	ND	0.883			ES 234678-HxCDF	78.6	
123789-HxCDF	ND	0.972			ES 123789-HxCDF	80.7	
1234678-HpCDF	EMPC		4.48	J	ES 1234678-HpCDF	77.9	
1234789-HpCDF	ND	0.913			ES 1234789-HpCDF	76.3	
OCDF	21.6			J	ES OCDF	67.3	
Totals					Standard	CS/AS Recoveries	
Total TCDD	ND	0.991	ND		CS 37Cl-2378-TCDD	101	
Total PeCDD	ND	1.22	ND		CS 12347-PeCDD	95	
Total HxCDD	ND	1.07	ND		CS 12346-PeCDF	91.4	
Total HpCDD	45.1		45.1		CS 123469-HxCDF	87.4	
					CS 1234689-HpCDF	84.9	
Total TCDF	ND	0.836	ND		AS 1368-TCDD	86.6	
Total PeCDF	ND	0.868	ND		AS 1368-TCDF	83.7	
Total HxCDF	2.57		2.57				
Total HpCDF	12.3		16.7				
Total PCDD/Fs	375		380				
WHO-2005 TEQs							
TEQ: ND=0	0.364		0.409				
TEQ: ND=DL/2	2	1.64	2.04				
TEQ: ND=DL	3.63	3.28	3.66				



2714 Exchange Drive
 Wilmington, NC 28405, USA
 www.us.sgs.com

Tel: +1 910 794-1613; Toll-Free 866 846-8290; Fax: +1 910 794-3919

Sample ID: GP-504-GW

Method 1613B

Client Data		Sample Data		Laboratory Data			
Name:	SLR International Corporation	Matrix:	Aqueous	Lab Project ID:	A5292	Date Received:	15-Mar-2013
Project ID:	NORD DOOR	Weight/Volume:	0.95 L	Lab Sample ID:	A5292_10738_DF_004	Date Extracted:	19-Mar-2013
Date Collected:	13-Mar-2013	pH:	6	QC Batch No:	10738	Date Analyzed:	23-Mar-2013
		Split:	-	Dilution:	-	Time Analyzed:	08:29:50
Analyte	Conc. (pg/L)	DL (pg/L)	EMPC (pg/L)	Qualifiers	Standard	ES Recoveries	Qualifiers
2378-TCDD	ND	0.703			ES 2378-TCDD	87.5	
12378-PeCDD	ND	0.696			ES 12378-PeCDD	88.9	
123478-HxCDD	EMPC		0.758	J	ES 123478-HxCDD	81.9	
123678-HxCDD	4.4			J	ES 123678-HxCDD	75.2	
123789-HxCDD	EMPC		1.4	J	ES 123789-HxCDD	81.1	
1234678-HpCDD	219				ES 1234678-HpCDD	81.3	
OCDD	2000				ES OCDD	74.1	
2378-TCDF	ND	0.563			ES 2378-TCDF	86.5	
12378-PeCDF	ND	0.577			ES 12378-PeCDF	83.8	
23478-PeCDF	ND	0.575			ES 23478-PeCDF	82.1	
123478-HxCDF	0.885			J	ES 123478-HxCDF	71.8	
123678-HxCDF	ND	0.598			ES 123678-HxCDF	74.9	
234678-HxCDF	ND	0.685			ES 234678-HxCDF	72.6	
123789-HxCDF	ND	0.739			ES 123789-HxCDF	74.8	
1234678-HpCDF	19.7			J	ES 1234678-HpCDF	70.3	
1234789-HpCDF	3.07			J	ES 1234789-HpCDF	71.7	
OCDF	156				ES OCDF	64.9	
Totals					Standard	CS/AS Recoveries	
Total TCDD	3.29		3.29		CS 37Cl-2378-TCDD	99.1	
Total PeCDD	1.79		3.11		CS 12347-PeCDD	98.3	
Total HxCDD	4.4		20.8		CS 12346-PeCDF	88.2	
Total HpCDD	308		308		CS 123469-HxCDF	83.9	
Total TCDF	ND	0.563	ND		CS 1234689-HpCDF	76.6	
Total PeCDF	ND	0.576	ND		AS 1368-TCDD	92.3	
Total HxCDF	14.4		15.2		AS 1368-TCDF	82.2	
Total HpCDF	105		105				
Total PCDD/Fs	2590		2610				
WHO-2005 TEQs							
TEQ: ND=0	3.59		3.81				
TEQ: ND=DL/2	4.59	1.08	4.73				
TEQ: ND=DL	5.58	2.16	5.66				



2714 Exchange Drive
 Wilmington, NC 28405, USA
 www.us.sgs.com

Tel: +1 910 794-1613; Toll-Free 866 846-8290; Fax: +1 910 794-3919

METHOD 1613B**PCDD/F ONGOING PRECISION AND RECOVERY (OPR)****FORM 8A**

Lab Name: SGS Analytical Perspectives
 Initial Calibration: ICAL: MM1_11012012A_DF_13FEB2013
 Instrument ID: MM1 GC Column ID: ZB-5ms
 VER Data Filename: 130322P3-02 Analysis Date: 23-MAR-2013 03:14:06
 Lab ID: OPR1_10738_DF

NATIVE ANALYTES	SPIKE CONC.	CONC. FOUND	RANGE (ng/mL)		OK
2,3,7,8-TCDD	10	9.87	6.7	- 15.8	Y
1,2,3,7,8-PeCDD	50	51.8	35	- 71	Y
1,2,3,4,7,8-HxCDD	50	52.9	35	- 82	Y
1,2,3,6,7,8-HxCDD	50	54.6	38	- 67	Y
1,2,3,7,8,9-HxCDD	50	48.9	32	- 81	Y
1,2,3,4,6,7,8-HpCDD	50	50	35	- 70	Y
OCDD	100	103	78	- 144	Y
2,3,7,8-TCDF	10	10.4	7.5	- 15.8	Y
1,2,3,7,8-PeCDF	50	51.3	40	- 67	Y
2,3,4,7,8-PeCDF	50	53.5	34	- 80	Y
1,2,3,4,7,8-HxCDF	50	50.2	36	- 67	Y
1,2,3,6,7,8-HxCDF	50	49.1	42	- 65	Y
2,3,4,6,7,8-HxCDF	50	51	35	- 78	Y
1,2,3,7,8,9-HxCDF	50	50.1	39	- 65	Y
1,2,3,4,6,7,8-HpCDF	50	53.3	41	- 61	Y
1,2,3,4,7,8,9-HpCDF	50	51.5	39	- 69	Y
OCDF	100	108	63	- 170	Y

Contract-required concentration limits for OPR as specified in Table 6,
 Method 1613. 10/94

METHOD 1613B**PCDD/F ONGOING PRECISION AND RECOVERY (OPR)****FORM 8B**

Lab Name: SGS Analytical Perspectives
 Initial Calibration: ICAL: MM1_11012012A_DF_13FEB2013
 Instrument ID: MM1 GC Column ID: ZB-5ms
 VER Data Filename: 130322P3-02 Analysis Date: 23-MAR-2013 03:14:06
 Lab ID: OPR1_10738_DF

LABELED ANALYTES	SPIKE CONC.	CONC. FOUND	RANGE (ng/mL)			OK
13C-2,3,7,8-TCDD	100	92	20	-	175	Y
13C-1,2,3,7,8-PeCDD	100	89.3	21	-	227	Y
13C-1,2,3,4,7,8-HxCDD	100	82.7	21	-	193	Y
13C-1,2,3,6,7,8-HxCDD	100	76.6	25	-	163	Y
13C-1,2,3,7,8,9-HxCDD	100	82.2	26	-	166	Y
13C-1,2,3,4,6,7,8-HpCDD	100	81.2	26	-	166	Y
13C-OCDD	200	145	26	-	397	Y
13C-2,3,7,8-TCDF	100	85.9	22	-	152	Y
13C-1,2,3,7,8-PeCDF	100	88.1	21	-	192	Y
13C-2,3,4,7,8-PeCDF	100	85.7	13	-	328	Y
13C-1,2,3,4,7,8-HxCDF	100	76.4	19	-	202	Y
13C-1,2,3,6,7,8-HxCDF	100	77.9	21	-	159	Y
13C-2,3,4,6,7,8-HxCDF	100	76.6	22	-	176	Y
13C-1,2,3,7,8,9-HxCDF	100	79.2	17	-	205	Y
13C-1,2,3,4,6,7,8-HpCDF	100	74.2	21	-	158	Y
13C-1,2,3,4,7,8,9-HpCDF	100	71.8	20	-	186	Y
13C-OCDF	200	129	26	-	397	Y
CLEANUP STANDARD						
37Cl-2,3,7,8-TCDD	40	40.5	12.4	-	76.4	Y

Contract-required concentration limits for OPR as specified in Table 6,
 Method 1613. 10/94

Processed: 24 Mar 2013 09:55 Analyst: MC



12065 Lebanon Rd.
Mt. Juliet, TN 37122
(615) 758-5858
1-800-767-5859
Fax (615) 758-5859

Tax I.D. 62-0814289

Est. 1970

Chris Kramer (SLR)
Jeld-Wen
1800 Blankenship Road, Suite 440
West Linn, OR 97068

Report Summary

Tuesday April 02, 2013

Report Number: L627419


Samples Received: 03/28/13

Client Project: 108.00228.00048

Description: Nord Door Project - Everett, WA

The analytical results in this report are based upon information supplied by you, the client, and are for your exclusive use. If you have any questions regarding this data package, please do not hesitate to call.

Entire Report Reviewed By:


Jared Willis, ESC Representative

Laboratory Certification Numbers

A2LA - 1461-01, AIHA - 100789, AL - 40660, CA - 01157CA, CT - PH-0197,
FL - E87487, GA - 923, IN - C-IN-01, KY - 90010, KYUST - 0016,
NC - ENV375/DW21704/BIO041, ND - R-140, NJ - TN002, NJ NELAP - TN002,
SC - 84004, TN - 2006, VA - 460132, WV - 233, AZ - 0612,
MN - 047-999-395, NY - 11742, WI - 998093910, NV - TN000032011-1,
TX - T104704245-11-3, OK - 9915, PA - 68-02979, IA Lab #364

Accreditation is only applicable to the test methods specified on each scope of accreditation held by ESC Lab Sciences.

Note: The use of the preparatory EPA Method 3511 is not approved or endorsed by the CA ELAP.

This report may not be reproduced, except in full, without written approval from ESC Lab Sciences. Where applicable, sampling conducted by ESC is performed per guidance provided in laboratory standard operating procedures: 060302, 060303, and 060304.



12065 Lebanon Rd.
 Mt. Juliet, TN 37122
 (615) 758-5858
 1-800-767-5859
 Fax (615) 758-5859

Tax I.D. 62-0814289

Est. 1970

REPORT OF ANALYSIS

Chris Kramer (SLR)
 Jeld-Wen
 1800 Blankenship Road, Suite 440
 West Linn, OR 97068

April 02, 2013

Date Received : March 28, 2013
 Description : Nord Door Project - Everett, WA

ESC Sample # : L627419-01

Sample ID : GP-501 3FT

Site ID : EVERETT, WA

Collected By :
 Collection Date : 03/14/13 08:55

Project # : 108.00228.00048

Parameter	Dry Result	MDL	RDL	Units	Qualifier	Method	Date	Dil.
Total Solids	74.4	0.0333	0.100	%		2540 G-2	03/29/13	1
Gasoline Range Organics-NWTPH Surrogate Recovery	3.0	0.17	0.67	mg/kg		NWTPHGX	03/28/13	5
a,a,a-Trifluorotoluene(FID)	102.			% Rec.		NWTPHGX	03/28/13	5
Volatile Organics								
Acetone	U	0.12	0.34	mg/kg		8260B	03/28/13	5
Benzene	U	0.0017	0.0067	mg/kg		8260B	03/28/13	5
Bromochloromethane	U	0.0020	0.0067	mg/kg		8260B	03/28/13	5
Bromodichloromethane	U	0.0016	0.0067	mg/kg		8260B	03/28/13	5
Bromoform	U	0.0018	0.0067	mg/kg	J4	8260B	03/28/13	5
Bromomethane	U	0.0088	0.034	mg/kg		8260B	03/28/13	5
2-Butanone (MEK)	U	0.014	0.067	mg/kg		8260B	03/28/13	5
Carbon disulfide	U	0.0019	0.0067	mg/kg		8260B	03/28/13	5
Carbon tetrachloride	U	0.0019	0.0067	mg/kg		8260B	03/28/13	5
Chlorobenzene	U	0.0016	0.0067	mg/kg		8260B	03/28/13	5
Chloroethane	U	0.0058	0.034	mg/kg		8260B	03/28/13	5
Chloroform	U	0.0021	0.034	mg/kg		8260B	03/28/13	5
Chloromethane	U	0.0035	0.017	mg/kg		8260B	03/28/13	5
1,2-Dibromo-3-Chloropropane	U	0.010	0.034	mg/kg		8260B	03/28/13	5
Chlorodibromomethane	U	0.0018	0.0067	mg/kg		8260B	03/28/13	5
1,2-Dibromoethane	U	0.0019	0.0067	mg/kg		8260B	03/28/13	5
1,2-Dichlorobenzene	U	0.0017	0.0067	mg/kg		8260B	03/28/13	5
1,3-Dichlorobenzene	U	0.0017	0.0067	mg/kg		8260B	03/28/13	5
1,4-Dichlorobenzene	U	0.0016	0.0067	mg/kg		8260B	03/28/13	5
Dichlorodifluoromethane	U	0.0038	0.034	mg/kg		8260B	03/28/13	5
1,1-Dichloroethane	U	0.0020	0.0067	mg/kg		8260B	03/28/13	5
1,2-Dichloroethane	U	0.0020	0.0067	mg/kg		8260B	03/28/13	5
1,1-Dichloroethene	U	0.0031	0.0067	mg/kg		8260B	03/28/13	5
cis-1,2-Dichloroethene	U	0.0018	0.0067	mg/kg		8260B	03/28/13	5
trans-1,2-Dichloroethene	U	0.0020	0.0067	mg/kg		8260B	03/28/13	5
1,2-Dichloropropane	U	0.0032	0.0067	mg/kg		8260B	03/28/13	5
cis-1,3-Dichloropropene	U	0.0019	0.0067	mg/kg		8260B	03/28/13	5
trans-1,3-Dichloropropene	U	0.0017	0.0067	mg/kg		8260B	03/28/13	5
Ethylbenzene	0.0052	0.0019	0.0067	mg/kg	J	8260B	03/28/13	5
2-Hexanone	U	0.010	0.067	mg/kg		8260B	03/28/13	5
Isopropylbenzene	U	0.0016	0.0067	mg/kg		8260B	03/28/13	5
4-Methyl-2-pentanone (MIBK)	U	0.014	0.067	mg/kg		8260B	03/28/13	5
Methyl tert-butyl ether	U	0.0016	0.0067	mg/kg		8260B	03/28/13	5
Methylene Chloride	0.0098	0.0065	0.034	mg/kg	J	8260B	03/28/13	5
Styrene	U	0.0019	0.0067	mg/kg		8260B	03/28/13	5
1,1,2,2-Tetrachloroethane	U	0.0021	0.0067	mg/kg		8260B	03/28/13	5

Results listed are dry weight basis.

U = ND (Not Detected)

MDL = Minimum Detection Limit = LOD = TRRP SDL

RDL = Reported Detection Limit = LOQ = PQL = EQL = TRRP MQL

Note:

This report shall not be reproduced, except in full, without the written approval from ESC.

The reported analytical results relate only to the sample submitted

Reported: 04/02/13 13:01 Printed: 04/02/13 13:50



12065 Lebanon Rd.
 Mt. Juliet, TN 37122
 (615) 758-5858
 1-800-767-5859
 Fax (615) 758-5859

Tax I.D. 62-0814289

Est. 1970

REPORT OF ANALYSIS

Chris Kramer (SLR)
 Jeld-Wen
 1800 Blankenship Road, Suite 440
 West Linn, OR 97068

April 02, 2013

Date Received : March 28, 2013
 Description : Nord Door Project - Everett, WA

ESC Sample # : L627419-01

Sample ID : GP-501 3FT

Site ID : EVERETT, WA

Collected By :
 Collection Date : 03/14/13 08:55

Project # : 108.00228.00048

Parameter	Dry Result	MDL	RDL	Units	Qualifier	Method	Date	Dil.
Tetrachloroethene	U	0.0020	0.0067	mg/kg		8260B	03/28/13	5
Toluene	0.040	0.0016	0.034	mg/kg		8260B	03/28/13	5
1,1,2-Trichlorotrifluoroethane	U	0.0019	0.0067	mg/kg		8260B	03/28/13	5
1,2,3-Trichlorobenzene	U	0.0022	0.0067	mg/kg		8260B	03/28/13	5
1,2,4-Trichlorobenzene	U	0.0015	0.0067	mg/kg		8260B	03/28/13	5
1,1,1-Trichloroethane	U	0.0018	0.0067	mg/kg		8260B	03/28/13	5
1,1,2-Trichloroethane	U	0.0017	0.0067	mg/kg		8260B	03/28/13	5
Trichloroethene	U	0.0017	0.0067	mg/kg		8260B	03/28/13	5
Trichlorofluoromethane	U	0.0045	0.034	mg/kg		8260B	03/28/13	5
Vinyl chloride	U	0.0019	0.0067	mg/kg		8260B	03/28/13	5
Xylenes, Total	0.046	0.0023	0.020	mg/kg		8260B	03/28/13	5
Cyclohexane	U	0.0016	0.0067	mg/kg		8260B	03/28/13	5
1,4-Dioxane	U	0.16	0.67	mg/kg		8260B	03/28/13	5
Methyl Acetate	U	0.033	0.13	mg/kg		8260B	03/28/13	5
Methyl Cyclohexane	U	0.0016	0.0067	mg/kg		8260B	03/28/13	5
Surrogate Recovery								
Toluene-d8	96.7			% Rec.		8260B	03/28/13	5
Dibromofluoromethane	88.3			% Rec.		8260B	03/28/13	5
4-Bromofluorobenzene	105.			% Rec.		8260B	03/28/13	5
Diesel Range Organics (DRO)	1300	26.	110	mg/kg		NWTPHDX	03/30/13	20
Residual Range Organics (RRO)	1700	66.	270	mg/kg		NWTPHDX	03/30/13	20
Surrogate Recovery								
o-Terphenyl	122.			% Rec.	J7	NWTPHDX	03/30/13	20
Base/Neutral Extractables								
Acenaphthylene	U	1.3	8.9	mg/kg		8270D	04/01/13	200
Acenaphthene	U	1.3	8.9	mg/kg		8270D	04/01/13	200
Acetophenone	U	15.	90.	mg/kg		8270D	04/01/13	200
Anthracene	U	1.3	8.9	mg/kg		8270D	04/01/13	200
Atrazine	U	19.	90.	mg/kg		8270D	04/01/13	200
Benzaldehyde	U	11.	90.	mg/kg	J4	8270D	04/01/13	200
Biphenyl	U	1.2	90.	mg/kg		8270D	04/01/13	200
Benzidine	U	13.	90.	mg/kg	J4J	8270D	04/01/13	200
Benzo(a)anthracene	1.2	0.86	8.9	mg/kg	J	8270D	04/01/13	200
Benzo(b)fluoranthene	2.8	1.4	8.9	mg/kg	J	8270D	04/01/13	200
Benzo(k)fluoranthene	U	1.2	8.9	mg/kg		8270D	04/01/13	200
Benzo(g,h,i)perylene	U	1.4	8.9	mg/kg		8270D	04/01/13	200
Benzo(a)pyrene	U	1.1	8.9	mg/kg		8270D	04/01/13	200
Bis(2-chlorethoxy)methane	U	1.5	90.	mg/kg		8270D	04/01/13	200
Bis(2-chloroethyl)ether	U	1.8	90.	mg/kg		8270D	04/01/13	200
Bis(2-chloroisopropyl)ether	U	1.5	90.	mg/kg		8270D	04/01/13	200
4-Bromophenyl-phenylether	U	2.3	90.	mg/kg		8270D	04/01/13	200

Results listed are dry weight basis.

U = ND (Not Detected)

MDL = Minimum Detection Limit = LOD = TRRP SDL

RDL = Reported Detection Limit = LOQ = PQL = EQL = TRRP MQL

Note:

This report shall not be reproduced, except in full, without the written approval from ESC.

The reported analytical results relate only to the sample submitted

Reported: 04/02/13 13:01 Printed: 04/02/13 13:50



12065 Lebanon Rd.
 Mt. Juliet, TN 37122
 (615) 758-5858
 1-800-767-5859
 Fax (615) 758-5859

Tax I.D. 62-0814289

Est. 1970

REPORT OF ANALYSIS

Chris Kramer (SLR)
 Jeld-Wen
 1800 Blankenship Road, Suite 440
 West Linn, OR 97068

April 02, 2013

Date Received : March 28, 2013
 Description : Nord Door Project - Everett, WA

ESC Sample # : L627419-01

Sample ID : GP-501 3FT

Site ID : EVERETT, WA

Collected By :
 Collection Date : 03/14/13 08:55

Project # : 108.00228.00048

Parameter	Dry Result	MDL	RDL	Units	Qualifier	Method	Date	Dil.
Caprolactam	U	21.	90.	mg/kg		8270D	04/01/13	200
Carbazole	U	1.0	90.	mg/kg		8270D	04/01/13	200
4-Chloroaniline	U	7.0	90.	mg/kg		8270D	04/01/13	200
2-Chloronaphthalene	U	1.3	8.9	mg/kg		8270D	04/01/13	200
4-Chlorophenyl-phenylether	U	1.2	90.	mg/kg		8270D	04/01/13	200
Chrysene	1.6	1.1	8.9	mg/kg	J	8270D	04/01/13	200
Dibenz(a,h)anthracene	U	1.6	8.9	mg/kg		8270D	04/01/13	200
Dibenzofuran	U	1.0	8.9	mg/kg		8270D	04/01/13	200
3,3-Dichlorobenzidine	U	16.	90.	mg/kg		8270D	04/01/13	200
2,4-Dinitrotoluene	U	1.2	90.	mg/kg		8270D	04/01/13	200
2,6-Dinitrotoluene	U	1.5	90.	mg/kg		8270D	04/01/13	200
Fluoranthene	3.0	0.99	8.9	mg/kg	J	8270D	04/01/13	200
Fluorene	U	1.4	8.9	mg/kg		8270D	04/01/13	200
Hexachlorobenzene	U	1.7	90.	mg/kg		8270D	04/01/13	200
Hexachloro-1,3-butadiene	U	2.0	90.	mg/kg		8270D	04/01/13	200
Hexachlorocyclopentadiene	U	12.	90.	mg/kg	J	8270D	04/01/13	200
Hexachloroethane	U	2.7	90.	mg/kg		8270D	04/01/13	200
Indeno(1,2,3-cd)pyrene	U	1.5	8.9	mg/kg		8270D	04/01/13	200
Isophorone	U	1.0	90.	mg/kg		8270D	04/01/13	200
2-Methylnaphthalene	U	1.7	8.9	mg/kg		8270D	04/01/13	200
2-Nitroaniline	U	1.5	90.	mg/kg		8270D	04/01/13	200
3-Nitroaniline	U	1.7	90.	mg/kg	J	8270D	04/01/13	200
4-Nitroaniline	U	1.3	90.	mg/kg	J	8270D	04/01/13	200
Naphthalene	2.6	1.8	8.9	mg/kg	J	8270D	04/01/13	200
Nitrobenzene	U	1.4	90.	mg/kg		8270D	04/01/13	200
n-Nitrosodiphenylamine	U	1.2	90.	mg/kg		8270D	04/01/13	200
n-Nitrosodi-n-propylamine	U	1.8	90.	mg/kg		8270D	04/01/13	200
Phenanthrene	4.0	1.0	8.9	mg/kg	J	8270D	04/01/13	200
Benzylbutyl phthalate	U	2.1	90.	mg/kg		8270D	04/01/13	200
Bis(2-ethylhexyl)phthalate	190	2.4	90.	mg/kg		8270D	04/01/13	200
Di-n-butyl phthalate	U	2.2	90.	mg/kg		8270D	04/01/13	200
Diethyl phthalate	U	1.4	90.	mg/kg		8270D	04/01/13	200
Dimethyl phthalate	U	1.1	90.	mg/kg		8270D	04/01/13	200
Di-n-octyl phthalate	U	1.8	90.	mg/kg		8270D	04/01/13	200
Pyrene	U	2.5	8.9	mg/kg		8270D	04/01/13	200
1,2,4,5-Tetrachlorobenzene	U	15.	90.	mg/kg		8270D	04/01/13	200
Acid Extractables								
4-Chloro-3-methylphenol	U	0.95	90.	mg/kg		8270D	04/01/13	200
2-Chlorophenol	U	1.7	90.	mg/kg		8270D	04/01/13	200
2,4-Dichlorophenol	U	1.5	90.	mg/kg		8270D	04/01/13	200
2,4-Dimethylphenol	U	9.4	90.	mg/kg		8270D	04/01/13	200
4,6-Dinitro-2-methylphenol	U	25.	90.	mg/kg		8270D	04/01/13	200
2,4-Dinitrophenol	U	20.	90.	mg/kg		8270D	04/01/13	200

Results listed are dry weight basis.

U = ND (Not Detected)

MDL = Minimum Detection Limit = LOD = TRRP SDL

RDL = Reported Detection Limit = LOQ = PQL = EQL = TRRP MQL

Note:

This report shall not be reproduced, except in full, without the written approval from ESC.

The reported analytical results relate only to the sample submitted

Reported: 04/02/13 13:01 Printed: 04/02/13 13:50



12065 Lebanon Rd.
 Mt. Juliet, TN 37122
 (615) 758-5858
 1-800-767-5859
 Fax (615) 758-5859

Tax I.D. 62-0814289

Est. 1970

REPORT OF ANALYSIS

Chris Kramer (SLR)
 Jeld-Wen
 1800 Blankenship Road, Suite 440
 West Linn, OR 97068

April 02, 2013

Date Received : March 28, 2013
 Description : Nord Door Project - Everett, WA

ESC Sample # : L627419-01

Sample ID : GP-501 3FT

Site ID : EVERETT, WA

Collected By :
 Collection Date : 03/14/13 08:55

Project # : 108.00228.00048

Parameter	Dry Result	MDL	RDL	Units	Qualifier	Method	Date	Dil.
2-Methylphenol	U	2.0	90.	mg/kg		8270D	04/01/13	200
3&4-Methyl Phenol	U	1.6	90.	mg/kg		8270D	04/01/13	200
2-Nitrophenol	U	2.6	90.	mg/kg		8270D	04/01/13	200
4-Nitrophenol	U	10.	90.	mg/kg		8270D	04/01/13	200
Pentachlorophenol	590	48.	450	mg/kg		8270D	04/01/13	1000
Phenol	U	1.4	90.	mg/kg		8270D	04/01/13	200
2,4,5-Trichlorophenol	U	2.1	90.	mg/kg		8270D	04/01/13	200
2,3,4,6-Tetrachlorophenol	56.	24.	90.	mg/kg	J	8270D	04/01/13	200
2,4,6-Trichlorophenol	U	1.6	90.	mg/kg		8270D	04/01/13	200
Surrogate Recovery								
2-Fluorophenol	73.9			% Rec.	J7	8270D	04/01/13	200
Phenol-d5	72.0			% Rec.	J7	8270D	04/01/13	200
Nitrobenzene-d5	123.			% Rec.	J7	8270D	04/01/13	200
2-Fluorobiphenyl	95.5			% Rec.	J7	8270D	04/01/13	200
2,4,6-Tribromophenol	86.4			% Rec.	J7	8270D	04/01/13	200
p-Terphenyl-d14	78.8			% Rec.	J7	8270D	04/01/13	200

Results listed are dry weight basis.

U = ND (Not Detected)

MDL = Minimum Detection Limit = LOD = TRRP SDL

RDL = Reported Detection Limit = LOQ = PQL = EQL = TRRP MQL

Note:

This report shall not be reproduced, except in full, without the written approval from ESC.

The reported analytical results relate only to the sample submitted

Reported: 04/02/13 13:01 Printed: 04/02/13 13:50

Attachment A
List of Analytes with QC Qualifiers

Sample Number	Work Group	Sample Type	Analyte	Run ID	Qualifier
L627419-01	WG653767	SAMP	Benzaldehyde	R2600219	J4
	WG653767	SAMP	Benzidine	R2600219	J4J
	WG653767	SAMP	Benzo(a)anthracene	R2600219	J
	WG653767	SAMP	Benzo(b)fluoranthene	R2600219	J
	WG653767	SAMP	Chrysene	R2600219	J
	WG653767	SAMP	Fluoranthene	R2600219	J
	WG653767	SAMP	Hexachlorocyclopentadiene	R2600219	J
	WG653767	SAMP	3-Nitroaniline	R2600219	J
	WG653767	SAMP	4-Nitroaniline	R2600219	J
	WG653767	SAMP	Naphthalene	R2600219	J
	WG653767	SAMP	Phenanthrene	R2600219	J
	WG653767	SAMP	2,3,4,6-Tetrachlorophenol	R2600219	J
	WG653767	SAMP	2-Fluorophenol	R2600219	J7
	WG653767	SAMP	Phenol-d5	R2600219	J7
	WG653767	SAMP	Nitrobenzene-d5	R2600219	J7
	WG653767	SAMP	2-Fluorobiphenyl	R2600219	J7
	WG653767	SAMP	2,4,6-Tribromophenol	R2600219	J7
	WG653767	SAMP	p-Terphenyl-d14	R2600219	J7
	WG653277	SAMP	Bromoform	R2598479	J4
	WG653277	SAMP	Ethylbenzene	R2598479	J
	WG653277	SAMP	Methylene Chloride	R2598479	J
	WG653115	SAMP	o-Terphenyl	R2600278	J7

Attachment B
Explanation of QC Qualifier Codes

Qualifier	Meaning
J	(EPA) - Estimated value below the lowest calibration point. Confidence correlates with concentration.
J4	The associated batch QC was outside the established quality control range for accuracy.
J7	Surrogate recovery cannot be used for control limit evaluation due to dilution.

Qualifier Report Information

ESC utilizes sample and result qualifiers as set forth by the EPA Contract Laboratory Program and as required by most certifying bodies including NELAC. In addition to the EPA qualifiers adopted by ESC, we have implemented ESC qualifiers to provide more information pertaining to our analytical results. Each qualifier is designated in the qualifier explanation as either EPA or ESC. Data qualifiers are intended to provide the ESC client with more detailed information concerning the potential bias of reported data. Because of the wide range of constituents and variety of matrices incorporated by most EPA methods, it is common for some compounds to fall outside of established ranges. These exceptions are evaluated and all reported data is valid and useable "unless qualified as 'R' (Rejected)."

Definitions

- Accuracy - The relationship of the observed value of a known sample to the true value of a known sample. Represented by percent recovery and relevant to samples such as: control samples, matrix spike recoveries, surrogate recoveries, etc.
- Precision - The agreement between a set of samples or between duplicate samples. Relates to how close together the results are and is represented by Relative Percent Difference.
- Surrogate - Organic compounds that are similar in chemical composition, extraction, and chromatography to analytes of interest. The surrogates are used to determine the probable response of the group of analytes that are chemically related to the surrogate compound. Surrogates are added to the sample and carried through all stages of preparation and analyses.
- TIC - Tentatively Identified Compound: Compounds detected in samples that are not target compounds, internal standards, system monitoring compounds, or surrogates.



YOUR LAB OF CHOICE

Jeld-Wen
Chris Kramer (SLR)
1800 Blankenship Road, Suite 440

West Linn, OR 97068

Quality Assurance Report
Level II

L627419

12065 Lebanon Rd.
Mt. Juliet, TN 37122
(615) 758-5858
1-800-767-5859
Fax (615) 758-5859

Tax I.D. 62-0814289

Est. 1970

April 02, 2013

Analyte	Result	Laboratory Blank		Limit	Batch	Date Analyzed
		Units	% Rec			
Gasoline Range Organics-NWTPH	< .1	mg/kg			WG653246	03/28/13 18:43
a,a,a-Trifluorotoluene(FID)		% Rec.	103.2	59-128	WG653246	03/28/13 18:43
1,1,1-Trichloroethane	< .001	mg/kg			WG653277	03/28/13 14:31
1,1,2,2-Tetrachloroethane	< .001	mg/kg			WG653277	03/28/13 14:31
1,1,2-Trichloroethane	< .001	mg/kg			WG653277	03/28/13 14:31
1,1,2-Trichlorotrifluoroethane	< .001	mg/kg			WG653277	03/28/13 14:31
1,1-Dichloroethane	< .001	mg/kg			WG653277	03/28/13 14:31
1,1-Dichloroethene	< .001	mg/kg			WG653277	03/28/13 14:31
1,2,3-Trichlorobenzene	< .001	mg/kg			WG653277	03/28/13 14:31
1,2,4-Trichlorobenzene	< .001	mg/kg			WG653277	03/28/13 14:31
1,2-Dibromo-3-Chloropropane	< .005	mg/kg			WG653277	03/28/13 14:31
1,2-Dibromoethane	< .001	mg/kg			WG653277	03/28/13 14:31
1,2-Dichlorobenzene	< .001	mg/kg			WG653277	03/28/13 14:31
1,2-Dichloroethane	< .001	mg/kg			WG653277	03/28/13 14:31
1,2-Dichloropropane	< .001	mg/kg			WG653277	03/28/13 14:31
1,3-Dichlorobenzene	< .001	mg/kg			WG653277	03/28/13 14:31
1,4-Dichlorobenzene	< .001	mg/kg			WG653277	03/28/13 14:31
1,4-Dioxane	< .1	mg/kg			WG653277	03/28/13 14:31
2-Butanone (MEK)	< .01	mg/kg			WG653277	03/28/13 14:31
2-Hexanone	< .01	mg/kg			WG653277	03/28/13 14:31
4-Methyl-2-pentanone (MIBK)	< .01	mg/kg			WG653277	03/28/13 14:31
Acetone	< .05	mg/kg			WG653277	03/28/13 14:31
Benzene	< .001	mg/kg			WG653277	03/28/13 14:31
Bromochloromethane	< .001	mg/kg			WG653277	03/28/13 14:31
Bromodichloromethane	< .001	mg/kg			WG653277	03/28/13 14:31
Bromoform	< .001	mg/kg			WG653277	03/28/13 14:31
Bromomethane	< .005	mg/kg			WG653277	03/28/13 14:31
Carbon disulfide	< .001	mg/kg			WG653277	03/28/13 14:31
Carbon tetrachloride	< .001	mg/kg			WG653277	03/28/13 14:31
Chlorobenzene	< .001	mg/kg			WG653277	03/28/13 14:31
Chlorodibromomethane	< .001	mg/kg			WG653277	03/28/13 14:31
Chloroethane	< .005	mg/kg			WG653277	03/28/13 14:31
Chloroform	< .005	mg/kg			WG653277	03/28/13 14:31
Chloromethane	< .0025	mg/kg			WG653277	03/28/13 14:31
cis-1,2-Dichloroethene	< .001	mg/kg			WG653277	03/28/13 14:31
cis-1,3-Dichloropropene	< .001	mg/kg			WG653277	03/28/13 14:31
Cyclohexane	< .001	mg/kg			WG653277	03/28/13 14:31
Dichlorodifluoromethane	< .005	mg/kg			WG653277	03/28/13 14:31
Ethylbenzene	< .001	mg/kg			WG653277	03/28/13 14:31
Isopropylbenzene	< .001	mg/kg			WG653277	03/28/13 14:31
Methyl Acetate	< .02	mg/kg			WG653277	03/28/13 14:31
Methyl Cyclohexane	< .001	mg/kg			WG653277	03/28/13 14:31
Methyl tert-butyl ether	< .001	mg/kg			WG653277	03/28/13 14:31
Methylene Chloride	< .005	mg/kg			WG653277	03/28/13 14:31
Styrene	< .001	mg/kg			WG653277	03/28/13 14:31
Tetrachloroethene	< .001	mg/kg			WG653277	03/28/13 14:31
Toluene	< .005	mg/kg			WG653277	03/28/13 14:31
trans-1,2-Dichloroethene	< .001	mg/kg			WG653277	03/28/13 14:31
trans-1,3-Dichloropropene	< .001	mg/kg			WG653277	03/28/13 14:31
Trichloroethene	< .001	mg/kg			WG653277	03/28/13 14:31
Trichlorofluoromethane	< .005	mg/kg			WG653277	03/28/13 14:31
Vinyl chloride	< .001	mg/kg			WG653277	03/28/13 14:31
Xylenes, Total	< .003	mg/kg			WG653277	03/28/13 14:31
4-Bromofluorobenzene		% Rec.	96.52	67-133	WG653277	03/28/13 14:31
Dibromofluoromethane		% Rec.	88.96	72-135	WG653277	03/28/13 14:31
Toluene-d8		% Rec.	96.36	90-113	WG653277	03/28/13 14:31

* Performance of this Analyte is outside of established criteria.

For additional information, please see Attachment A 'List of Analytes with QC Qualifiers.'



YOUR LAB OF CHOICE

Jeld-Wen
Chris Kramer (SLR)
1800 Blankenship Road, Suite 440

West Linn, OR 97068

Quality Assurance Report
Level II

L627419

12065 Lebanon Rd.
Mt. Juliet, TN 37122
(615) 758-5858
1-800-767-5859
Fax (615) 758-5859

Tax I.D. 62-0814289

Est. 1970

April 02, 2013

Analyte	Result	Laboratory Blank		Limit	Batch	Date Analyzed
		Units	% Rec			
Total Solids	< .1	%			WG653529	03/29/13 11:00
1,2,4,5-Tetrachlorobenzene	< .333	mg/kg			WG653767	03/31/13 19:43
2,3,4,6-Tetrachlorophenol	< .333	mg/kg			WG653767	03/31/13 19:43
2,4,5-Trichlorophenol	< .333	mg/kg			WG653767	03/31/13 19:43
2,4,6-Trichlorophenol	< .333	mg/kg			WG653767	03/31/13 19:43
2,4-Dichlorophenol	< .333	mg/kg			WG653767	03/31/13 19:43
2,4-Dimethylphenol	< .333	mg/kg			WG653767	03/31/13 19:43
2,4-Dinitrophenol	< .333	mg/kg			WG653767	03/31/13 19:43
2,4-Dinitrotoluene	< .333	mg/kg			WG653767	03/31/13 19:43
2,6-Dinitrotoluene	< .333	mg/kg			WG653767	03/31/13 19:43
2-Chloronaphthalene	< .033	mg/kg			WG653767	03/31/13 19:43
2-Chlorophenol	< .333	mg/kg			WG653767	03/31/13 19:43
2-Methylnaphthalene	< .033	mg/kg			WG653767	03/31/13 19:43
2-Methylphenol	< .333	mg/kg			WG653767	03/31/13 19:43
2-Nitroaniline	< .333	mg/kg			WG653767	03/31/13 19:43
2-Nitrophenol	< .333	mg/kg			WG653767	03/31/13 19:43
3&4-Methyl Phenol	< .333	mg/kg			WG653767	03/31/13 19:43
3,3-Dichlorobenzidine	< .333	mg/kg			WG653767	03/31/13 19:43
3-Nitroaniline	< .333	mg/kg			WG653767	03/31/13 19:43
4,6-Dinitro-2-methylphenol	< .333	mg/kg			WG653767	03/31/13 19:43
4-Bromophenyl-phenylether	< .333	mg/kg			WG653767	03/31/13 19:43
4-Chloro-3-methylphenol	< .333	mg/kg			WG653767	03/31/13 19:43
4-Chloroaniline	< .333	mg/kg			WG653767	03/31/13 19:43
4-Chlorophenyl-phenylether	< .333	mg/kg			WG653767	03/31/13 19:43
4-Nitroaniline	< .333	mg/kg			WG653767	03/31/13 19:43
4-Nitrophenol	< .333	mg/kg			WG653767	03/31/13 19:43
Acenaphthene	< .033	mg/kg			WG653767	03/31/13 19:43
Acenaphthylene	< .033	mg/kg			WG653767	03/31/13 19:43
Acetophenone	< .333	mg/kg			WG653767	03/31/13 19:43
Anthracene	< .033	mg/kg			WG653767	03/31/13 19:43
Atrazine	< .333	mg/kg			WG653767	03/31/13 19:43
Benzaldehyde	< .333	mg/kg			WG653767	03/31/13 19:43
Benzidine	< .333	mg/kg			WG653767	03/31/13 19:43
Benzo(a)anthracene	< .033	mg/kg			WG653767	03/31/13 19:43
Benzo(a)pyrene	< .033	mg/kg			WG653767	03/31/13 19:43
Benzo(b)fluoranthene	< .033	mg/kg			WG653767	03/31/13 19:43
Benzo(g,h,i)perylene	< .033	mg/kg			WG653767	03/31/13 19:43
Benzo(k)fluoranthene	< .033	mg/kg			WG653767	03/31/13 19:43
Benzylbutyl phthalate	< .333	mg/kg			WG653767	03/31/13 19:43
Biphenyl	< .333	mg/kg			WG653767	03/31/13 19:43
Bis(2-chloroethoxy)methane	< .333	mg/kg			WG653767	03/31/13 19:43
Bis(2-chloroethyl)ether	< .333	mg/kg			WG653767	03/31/13 19:43
Bis(2-chloroisopropyl)ether	< .333	mg/kg			WG653767	03/31/13 19:43
Bis(2-ethylhexyl)phthalate	< .333	mg/kg			WG653767	03/31/13 19:43
Caprolactam	< .333	mg/kg			WG653767	03/31/13 19:43
Carbazole	< .333	mg/kg			WG653767	03/31/13 19:43
Chrysene	< .033	mg/kg			WG653767	03/31/13 19:43
Di-n-butyl phthalate	< .333	mg/kg			WG653767	03/31/13 19:43
Di-n-octyl phthalate	< .333	mg/kg			WG653767	03/31/13 19:43
Dibenz(a,h)anthracene	< .033	mg/kg			WG653767	03/31/13 19:43
Dibenzofuran	< .333	mg/kg			WG653767	03/31/13 19:43
Diethyl phthalate	< .333	mg/kg			WG653767	03/31/13 19:43
Dimethyl phthalate	< .333	mg/kg			WG653767	03/31/13 19:43
Fluoranthene	< .033	mg/kg			WG653767	03/31/13 19:43
Fluorene	< .033	mg/kg			WG653767	03/31/13 19:43
Hexachloro-1,3-butadiene	< .333	mg/kg			WG653767	03/31/13 19:43

* Performance of this Analyte is outside of established criteria.

For additional information, please see Attachment A 'List of Analytes with QC Qualifiers.'



YOUR LAB OF CHOICE

Jeld-Wen
Chris Kramer (SLR)
1800 Blankenship Road, Suite 440

West Linn, OR 97068

Quality Assurance Report
Level II

L627419

12065 Lebanon Rd.
Mt. Juliet, TN 37122
(615) 758-5858
1-800-767-5859
Fax (615) 758-5859

Tax I.D. 62-0814289

Est. 1970

April 02, 2013

Analyte	Result	Laboratory Blank		Limit	Batch	Date Analyzed
		Units	% Rec			
Hexachlorobenzene	< .333	mg/kg			WG653767	03/31/13 19:43
Hexachlorocyclopentadiene	< .333	mg/kg			WG653767	03/31/13 19:43
Hexachloroethane	< .333	mg/kg			WG653767	03/31/13 19:43
Indeno(1,2,3-cd)pyrene	< .033	mg/kg			WG653767	03/31/13 19:43
Isophorone	< .333	mg/kg			WG653767	03/31/13 19:43
n-Nitrosodi-n-propylamine	< .333	mg/kg			WG653767	03/31/13 19:43
n-Nitrosodiphenylamine	< .333	mg/kg			WG653767	03/31/13 19:43
Naphthalene	< .033	mg/kg			WG653767	03/31/13 19:43
Nitrobenzene	< .333	mg/kg			WG653767	03/31/13 19:43
Phenanthrene	< .033	mg/kg			WG653767	03/31/13 19:43
Phenol	< .333	mg/kg			WG653767	03/31/13 19:43
Pyrene	< .033	mg/kg			WG653767	03/31/13 19:43
2,4,6-Tribromophenol		% Rec.	64.20	20.1-151	WG653767	03/31/13 19:43
2-Fluorobiphenyl		% Rec.	80.60	34-131	WG653767	03/31/13 19:43
2-Fluorophenol		% Rec.	70.90	19.3-117	WG653767	03/31/13 19:43
Nitrobenzene-d5		% Rec.	70.10	24.5-122	WG653767	03/31/13 19:43
Phenol-d5		% Rec.	74.60	24.4-126	WG653767	03/31/13 19:43
p-Terphenyl-d14		% Rec.	72.10	19-141	WG653767	03/31/13 19:43
Diesel Range Organics (DRO)	< 4	mg/kg			WG653115	03/29/13 12:16
Residual Range Organics (RRO)	< 10	mg/kg			WG653115	03/29/13 12:16
o-Terphenyl		% Rec.	82.50	50-150	WG653115	03/29/13 12:16

Analyte	Units	Duplicate		RPD	Limit	Ref Samp	Batch
		Result	Duplicate				
Total Solids	%	88.0	89.4	1.20	5	L627361-01	WG653529

Analyte	Units	Laboratory Control Sample		% Rec	Limit	Batch
		Known Val	Result			
Gasoline Range Organics-NWTPH	mg/kg	5.5	5.13	93.3	67-135	WG653246
a,a,a-Trifluorotoluene(FID)				97.09	59-128	WG653246
1,1,1-Trichloroethane	mg/kg	.025	0.0229	91.7	70-127	WG653277
1,1,2,2-Tetrachloroethane	mg/kg	.025	0.0271	108.	76-133	WG653277
1,1,2-Trichloroethane	mg/kg	.025	0.0281	112.	79-123	WG653277
1,1,2-Trichlorotrifluoroethane	mg/kg	.025	0.0226	90.4	52-145	WG653277
1,1-Dichloroethane	mg/kg	.025	0.0219	87.7	74-121	WG653277
1,1-Dichloroethene	mg/kg	.025	0.0202	80.7	53-135	WG653277
1,2,3-Trichlorobenzene	mg/kg	.025	0.0313	125.	74-131	WG653277
1,2,4-Trichlorobenzene	mg/kg	.025	0.0310	124.	72-130	WG653277
1,2-Dibromo-3-Chloropropane	mg/kg	.025	0.0318	127.	55-142	WG653277
1,2-Dibromoethane	mg/kg	.025	0.0284	114.	77-126	WG653277
1,2-Dichlorobenzene	mg/kg	.025	0.0274	110.	80-123	WG653277
1,2-Dichloroethane	mg/kg	.025	0.0219	87.6	70-128	WG653277
1,2-Dichloropropane	mg/kg	.025	0.0254	102.	74-125	WG653277
1,3-Dichlorobenzene	mg/kg	.025	0.0303	121.	76-128	WG653277
1,4-Dichlorobenzene	mg/kg	.025	0.0260	104.	77-119	WG653277
2-Butanone (MEK)	mg/kg	.125	0.121	96.7	56-146	WG653277
2-Hexanone	mg/kg	.125	0.143	115.	61-144	WG653277
4-Methyl-2-pentanone (MIBK)	mg/kg	.125	0.131	105.	55-148	WG653277
Acetone	mg/kg	.125	0.105	84.2	47-155	WG653277
Benzene	mg/kg	.025	0.0228	91.2	72-120	WG653277
Bromochloromethane	mg/kg	.025	0.0254	102.	75-129	WG653277
Bromodichloromethane	mg/kg	.025	0.0251	101.	74-128	WG653277
Bromoform	mg/kg	.025	0.0335	134.	62-137	WG653277

* Performance of this Analyte is outside of established criteria.
For additional information, please see Attachment A 'List of Analytes with QC Qualifiers.'



YOUR LAB OF CHOICE

Jeld-Wen
Chris Kramer (SLR)
1800 Blankenship Road, Suite 440

West Linn, OR 97068

Quality Assurance Report
Level II

L627419

12065 Lebanon Rd.
Mt. Juliet, TN 37122
(615) 758-5858
1-800-767-5859
Fax (615) 758-5859

Tax I.D. 62-0814289

Est. 1970

April 02, 2013

Analyte	Units	Laboratory Control Sample		% Rec	Limit	Batch
		Known Val	Result			
Bromomethane	mg/kg	.025	0.0169	67.5	38-180	WG653277
Carbon disulfide	mg/kg	.025	0.0221	88.4	18-152	WG653277
Carbon tetrachloride	mg/kg	.025	0.0238	95.0	62-130	WG653277
Chlorobenzene	mg/kg	.025	0.0288	115.	77-124	WG653277
Chlorodibromomethane	mg/kg	.025	0.0302	121.	74-128	WG653277
Chloroethane	mg/kg	.025	0.0187	74.7	46-173	WG653277
Chloroform	mg/kg	.025	0.0228	91.1	76-122	WG653277
Chloromethane	mg/kg	.025	0.0197	78.8	49-143	WG653277
cis-1,2-Dichloroethene	mg/kg	.025	0.0244	97.5	73-123	WG653277
cis-1,3-Dichloropropene	mg/kg	.025	0.0270	108.	73-126	WG653277
Dichlorodifluoromethane	mg/kg	.025	0.0199	79.6	30-177	WG653277
Ethylbenzene	mg/kg	.025	0.0287	115.	76-126	WG653277
Isopropylbenzene	mg/kg	.025	0.0287	115.	70-128	WG653277
Methyl tert-butyl ether	mg/kg	.025	0.0224	89.8	66-127	WG653277
Methylene Chloride	mg/kg	.025	0.0228	91.0	67-124	WG653277
Styrene	mg/kg	.025	0.0300	120.	68-148	WG653277
Tetrachloroethene	mg/kg	.025	0.0306	122.	70-131	WG653277
Toluene	mg/kg	.025	0.0252	101.	74-155	WG653277
trans-1,2-Dichloroethene	mg/kg	.025	0.0238	95.3	63-126	WG653277
trans-1,3-Dichloropropene	mg/kg	.025	0.0293	117.	68-126	WG653277
Trichloroethene	mg/kg	.025	0.0281	112.	75-121	WG653277
Trichlorofluoromethane	mg/kg	.025	0.0194	77.5	48-170	WG653277
Vinyl chloride	mg/kg	.025	0.0205	82.0	54-144	WG653277
Xylenes, Total	mg/kg	.075	0.0868	116.	76-126	WG653277
4-Bromofluorobenzene				95.67	67-133	WG653277
Dibromofluoromethane				88.64	72-135	WG653277
Toluene-d8				96.39	90-113	WG653277
Total Solids	%	50	50.3	101.	85-115	WG653529
1,2,4,5-Tetrachlorobenzene	mg/kg	.333	0.237	71.1	51.1-105	WG653767
2,4,5-Trichlorophenol	mg/kg	.333	0.226	67.9	52.4-110	WG653767
2,4,6-Trichlorophenol	mg/kg	.333	0.216	64.8	53.7-108	WG653767
2,4-Dichlorophenol	mg/kg	.333	0.236	71.0	54.2-105	WG653767
2,4-Dimethylphenol	mg/kg	.333	0.223	66.8	47.5-111	WG653767
2,4-Dinitrophenol	mg/kg	.333	0.0905	27.2	10-114	WG653767
2,4-Dinitrotoluene	mg/kg	.333	0.244	73.4	59-112	WG653767
2,6-Dinitrotoluene	mg/kg	.333	0.251	75.5	58-109	WG653767
2-Chloronaphthalene	mg/kg	.333	0.241	72.5	53.7-103	WG653767
2-Chlorophenol	mg/kg	.333	0.228	68.4	45-97	WG653767
2-Methylnaphthalene	mg/kg	.333	0.234	70.4	53-105	WG653767
2-Methylphenol	mg/kg	.333	0.224	67.3	47.5-94.1	WG653767
2-Nitroaniline	mg/kg	.333	0.271	81.3	60.2-112	WG653767
2-Nitrophenol	mg/kg	.333	0.243	73.0	51.4-110	WG653767
3&4-Methyl Phenol	mg/kg	.333	0.258	77.4	57.4-109	WG653767
3,3-Dichlorobenzidine	mg/kg	.333	0.141	42.4	30.3-98.2	WG653767
3-Nitroaniline	mg/kg	.333	0.232	69.5	42.9-103	WG653767
4,6-Dinitro-2-methylphenol	mg/kg	.333	0.198	59.5	33.9-119	WG653767
4-Bromophenyl-phenylether	mg/kg	.333	0.263	78.9	54.7-112	WG653767
4-Chloro-3-methylphenol	mg/kg	.333	0.240	72.0	55.3-110	WG653767
4-Chloroaniline	mg/kg	.333	0.204	61.4	32.3-94.3	WG653767
4-Chlorophenyl-phenylether	mg/kg	.333	0.244	73.3	55.6-105	WG653767
4-Nitroaniline	mg/kg	.333	0.312	93.6	45.8-132	WG653767
4-Nitrophenol	mg/kg	.333	0.219	65.7	33.3-112	WG653767
Acenaphthene	mg/kg	.333	0.247	74.1	58.1-103	WG653767
Acenaphthylene	mg/kg	.333	0.241	72.5	60.9-110	WG653767
Acetophenone	mg/kg	.333	0.236	70.9	51.1-96.3	WG653767

* Performance of this Analyte is outside of established criteria.

For additional information, please see Attachment A 'List of Analytes with QC Qualifiers.'



YOUR LAB OF CHOICE

Jeld-Wen
Chris Kramer (SLR)
1800 Blankenship Road, Suite 440

West Linn, OR 97068

Quality Assurance Report
Level II

L627419

12065 Lebanon Rd.
Mt. Juliet, TN 37122
(615) 758-5858
1-800-767-5859
Fax (615) 758-5859

Tax I.D. 62-0814289

Est. 1970

April 02, 2013

Analyte	Units	Laboratory Control Sample		% Rec	Limit	Batch
		Known Val	Result			
Anthracene	mg/kg	.333	0.261	78.3	56.9-113	WG653767
Atrazine	mg/kg	.333	0.258	77.5	47.4-126	WG653767
Benzaldehyde	mg/kg	.333	0.399	120.*	10-51.5	WG653767
Benzidine	mg/kg	.333	0.0317	9.53*	10-31.6	WG653767
Benzo(a)anthracene	mg/kg	.333	0.250	74.9	58.9-105	WG653767
Benzo(a)pyrene	mg/kg	.333	0.251	75.5	59.6-106	WG653767
Benzo(b)fluoranthene	mg/kg	.333	0.276	82.9	56.9-105	WG653767
Benzo(g,h,i)perylene	mg/kg	.333	0.276	82.8	50.2-112	WG653767
Benzo(k)fluoranthene	mg/kg	.333	0.241	72.5	57.2-108	WG653767
Benzylbutyl phthalate	mg/kg	.333	0.255	76.7	53.7-115	WG653767
Biphenyl	mg/kg	.333	0.235	70.5	56.9-103	WG653767
Bis(2-chloroethoxy)methane	mg/kg	.333	0.253	76.1	52.2-98.3	WG653767
Bis(2-chloroethyl)ether	mg/kg	.333	0.247	74.3	39.2-104	WG653767
Bis(2-chloroisopropyl)ether	mg/kg	.333	0.231	69.5	47-96.6	WG653767
Bis(2-ethylhexyl)phthalate	mg/kg	.333	0.252	75.6	50-124	WG653767
Caprolactam	mg/kg	.333	0.208	62.3	33.7-119	WG653767
Carbazole	mg/kg	.333	0.261	78.4	58.3-105	WG653767
Chrysene	mg/kg	.333	0.260	78.2	56.4-109	WG653767
Di-n-butyl phthalate	mg/kg	.333	0.255	76.7	56.6-115	WG653767
Di-n-octyl phthalate	mg/kg	.333	0.251	75.3	57.3-112	WG653767
Dibenz(a,h)anthracene	mg/kg	.333	0.282	84.8	53.4-114	WG653767
Dibenzofuran	mg/kg	.333	0.244	73.3	55.7-104	WG653767
Diethyl phthalate	mg/kg	.333	0.248	74.4	60.9-109	WG653767
Dimethyl phthalate	mg/kg	.333	0.244	73.3	57.7-109	WG653767
Fluoranthene	mg/kg	.333	0.251	75.2	56.2-112	WG653767
Fluorene	mg/kg	.333	0.246	73.9	58.5-105	WG653767
Hexachloro-1,3-butadiene	mg/kg	.333	0.226	68.0	42.6-112	WG653767
Hexachlorobenzene	mg/kg	.333	0.243	73.0	46.6-105	WG653767
Hexachlorocyclopentadiene	mg/kg	.333	0.191	57.4	25.6-117	WG653767
Hexachloroethane	mg/kg	.333	0.220	65.9	41.7-100	WG653767
Indeno(1,2,3-cd)pyrene	mg/kg	.333	0.284	85.3	53.6-113	WG653767
Isophorone	mg/kg	.333	0.254	76.2	40.7-88	WG653767
n-Nitrosodi-n-propylamine	mg/kg	.333	0.249	74.9	51-99.5	WG653767
n-Nitrosodiphenylamine	mg/kg	.333	0.254	76.2	55.4-108	WG653767
Naphthalene	mg/kg	.333	0.236	70.8	49-100	WG653767
Nitrobenzene	mg/kg	.333	0.247	74.3	49-101	WG653767
Phenanthrene	mg/kg	.333	0.252	75.7	56.9-108	WG653767
Phenol	mg/kg	.333	0.257	77.1	46.3-101	WG653767
Pyrene	mg/kg	.333	0.251	75.4	55.8-106	WG653767
2,4,6-Tribromophenol				70.70	20.1-151	WG653767
2-Fluorobiphenyl				80.20	34-131	WG653767
2-Fluorophenol				74.90	19.3-117	WG653767
Nitrobenzene-d5				79.60	24.5-122	WG653767
Phenol-d5				77.10	24.4-126	WG653767
p-Terphenyl-d14				72.70	19-141	WG653767
Diesel Range Organics (DRO)	mg/kg	30	24.5	81.5	50-150	WG653115
Residual Range Organics (RRO)	mg/kg	30	26.0	86.6	50-150	WG653115
o-Terphenyl				71.30	50-150	WG653115

Analyte	Units	Laboratory Control Sample Duplicate			Limit	RPD	Limit	Batch
		Result	Ref	%Rec				
Gasoline Range Organics-NWTPH	mg/kg	5.46	5.13	99.0	67-135	6.26	20	WG653246
a,a,a-Trifluorotoluene(FID)				98.62	59-128			WG653246
1,1,1-Trichloroethane	mg/kg	0.0233	0.0229	93.0	70-127	1.63	20	WG653277

* Performance of this Analyte is outside of established criteria.

For additional information, please see Attachment A 'List of Analytes with QC Qualifiers.'



YOUR LAB OF CHOICE

Jeld-Wen
Chris Kramer (SLR)
1800 Blankenship Road, Suite 440

West Linn, OR 97068

Quality Assurance Report
Level II

L627419

12065 Lebanon Rd.
Mt. Juliet, TN 37122
(615) 758-5858
1-800-767-5859
Fax (615) 758-5859

Tax I.D. 62-0814289

Est. 1970

April 02, 2013

Analyte	Units	Laboratory Control Sample Duplicate			Limit	RPD	Limit	Batch
		Result	Ref	%Rec				
1,1,2,2-Tetrachloroethane	mg/kg	0.0275	0.0271	110.	76-133	1.44	20	WG653277
1,1,2-Trichloroethane	mg/kg	0.0293	0.0281	117.	79-123	4.12	20	WG653277
1,1,2-Trichlorotrifluoroethane	mg/kg	0.0230	0.0226	92.0	52-145	1.79	20	WG653277
1,1-Dichloroethane	mg/kg	0.0223	0.0219	89.0	74-121	1.58	20	WG653277
1,1-Dichloroethene	mg/kg	0.0209	0.0202	84.0	53-135	3.56	20	WG653277
1,2,3-Trichlorobenzene	mg/kg	0.0306	0.0313	122.	74-131	2.32	20	WG653277
1,2,4-Trichlorobenzene	mg/kg	0.0300	0.0310	120.	72-130	3.01	20	WG653277
1,2-Dibromo-3-Chloropropane	mg/kg	0.0297	0.0318	119.	55-142	6.92	20	WG653277
1,2-Dibromoethane	mg/kg	0.0291	0.0284	116.	77-126	2.31	20	WG653277
1,2-Dichlorobenzene	mg/kg	0.0278	0.0274	111.	80-123	1.30	20	WG653277
1,2-Dichloroethane	mg/kg	0.0224	0.0219	89.0	70-128	2.07	20	WG653277
1,2-Dichloropropane	mg/kg	0.0261	0.0254	104.	74-125	2.64	20	WG653277
1,3-Dichlorobenzene	mg/kg	0.0314	0.0303	126.	76-128	3.72	20	WG653277
1,4-Dichlorobenzene	mg/kg	0.0265	0.0260	106.	77-119	1.80	20	WG653277
2-Butanone (MEK)	mg/kg	0.122	0.121	98.0	56-146	1.17	20	WG653277
2-Hexanone	mg/kg	0.141	0.143	113.	61-144	1.47	20	WG653277
4-Methyl-2-pentanone (MIBK)	mg/kg	0.128	0.131	102.	55-148	3.00	20	WG653277
Acetone	mg/kg	0.102	0.105	81.0	47-155	3.38	22	WG653277
Benzene	mg/kg	0.0234	0.0228	94.0	72-120	2.69	20	WG653277
Bromochloromethane	mg/kg	0.0259	0.0254	104.	75-129	1.92	20	WG653277
Bromodichloromethane	mg/kg	0.0259	0.0251	103.	74-128	2.85	20	WG653277
Bromoform	mg/kg	0.0343	0.0335	137.	62-137	2.51	20	WG653277
Bromomethane	mg/kg	0.0201	0.0169	80.0	38-180	17.6	20	WG653277
Carbon disulfide	mg/kg	0.0224	0.0221	90.0	18-152	1.43	20	WG653277
Carbon tetrachloride	mg/kg	0.0246	0.0238	98.0	62-130	3.65	20	WG653277
Chlorobenzene	mg/kg	0.0303	0.0288	121.	77-124	5.02	20	WG653277
Chlorodibromomethane	mg/kg	0.0312	0.0302	125.	74-128	3.25	20	WG653277
Chloroethane	mg/kg	0.0190	0.0187	76.0	46-173	1.63	20	WG653277
Chloroform	mg/kg	0.0232	0.0228	93.0	76-122	1.64	20	WG653277
Chloromethane	mg/kg	0.0199	0.0197	80.0	49-143	0.980	20	WG653277
cis-1,2-Dichloroethene	mg/kg	0.0242	0.0244	97.0	73-123	0.820	20	WG653277
cis-1,3-Dichloropropene	mg/kg	0.0279	0.0270	112.	73-126	3.22	20	WG653277
Dichlorodifluoromethane	mg/kg	0.0203	0.0199	81.0	30-177	1.86	20	WG653277
Ethylbenzene	mg/kg	0.0296	0.0287	118.	76-126	3.16	20	WG653277
Isopropylbenzene	mg/kg	0.0305	0.0287	122.	70-128	5.91	20	WG653277
Methyl tert-butyl ether	mg/kg	0.0228	0.0224	91.0	66-127	1.57	20	WG653277
Methylene Chloride	mg/kg	0.0234	0.0228	94.0	67-124	2.94	20	WG653277
Styrene	mg/kg	0.0310	0.0300	124.	68-148	3.46	20	WG653277
Tetrachloroethene	mg/kg	0.0322	0.0306	129.	70-131	5.19	20	WG653277
Toluene	mg/kg	0.0259	0.0252	104.	74-155	2.82	20	WG653277
trans-1,2-Dichloroethene	mg/kg	0.0244	0.0238	98.0	63-126	2.42	20	WG653277
trans-1,3-Dichloropropene	mg/kg	0.0297	0.0293	119.	68-126	1.28	20	WG653277
Trichloroethene	mg/kg	0.0288	0.0281	115.	75-121	2.46	20	WG653277
Trichlorofluoromethane	mg/kg	0.0197	0.0194	79.0	48-170	1.62	20	WG653277
Vinyl chloride	mg/kg	0.0208	0.0205	83.0	54-144	1.64	20	WG653277
Xylenes, Total	mg/kg	0.0896	0.0868	119.	76-126	3.14	20	WG653277
4-Bromofluorobenzene				98.80	67-133			WG653277
Dibromofluoromethane				89.10	72-135			WG653277
Toluene-d8				97.25	90-113			WG653277
1,2,4,5-Tetrachlorobenzene	mg/kg	0.247	0.237	74.0	51.1-105	4.33	20	WG653767
2,4,5-Trichlorophenol	mg/kg	0.231	0.226	69.0	52.4-110	2.13	20	WG653767
2,4,6-Trichlorophenol	mg/kg	0.226	0.216	68.0	53.7-108	4.75	20	WG653767
2,4-Dichlorophenol	mg/kg	0.244	0.236	73.0	54.2-105	3.03	20	WG653767
2,4-Dimethylphenol	mg/kg	0.220	0.223	66.0	47.5-111	0.950	20	WG653767
2,4-Dinitrophenol	mg/kg	0.0877	0.0905	26.0	10-114	3.20	34.5	WG653767
2,4-Dinitrotoluene	mg/kg	0.268	0.244	80.0	59-112	9.16	20	WG653767
2,6-Dinitrotoluene	mg/kg	0.267	0.251	80.0	58-109	6.19	20	WG653767

* Performance of this Analyte is outside of established criteria.

For additional information, please see Attachment A 'List of Analytes with QC Qualifiers.'



YOUR LAB OF CHOICE

Jeld-Wen
Chris Kramer (SLR)
1800 Blankenship Road, Suite 440

West Linn, OR 97068

Quality Assurance Report
Level II

L627419

12065 Lebanon Rd.
Mt. Juliet, TN 37122
(615) 758-5858
1-800-767-5859
Fax (615) 758-5859

Tax I.D. 62-0814289

Est. 1970

April 02, 2013

Analyte	Units	Laboratory Control Sample Duplicate			Limit	RPD	Limit	Batch
		Result	Ref	%Rec				
2-Chloronaphthalene	mg/kg	0.266	0.241	80.0	53.7-103	9.74	20	WG653767
2-Chlorophenol	mg/kg	0.234	0.228	70.0	45-97	2.44	22.5	WG653767
2-Methylnaphthalene	mg/kg	0.248	0.234	74.0	53-105	5.55	20	WG653767
2-Methylphenol	mg/kg	0.230	0.224	69.0	47.5-94.1	2.84	20.4	WG653767
2-Nitroaniline	mg/kg	0.285	0.271	86.0	60.2-112	5.22	20	WG653767
2-Nitrophenol	mg/kg	0.248	0.243	74.0	51.4-110	1.88	20.2	WG653767
3&4-Methyl Phenol	mg/kg	0.267	0.258	80.0	57.4-109	3.46	20	WG653767
3,3-Dichlorobenzidine	mg/kg	0.138	0.141	41.0	30.3-98.2	2.40	22.7	WG653767
3-Nitroaniline	mg/kg	0.271	0.232	81.0	42.9-103	15.6	21.2	WG653767
4,6-Dinitro-2-methylphenol	mg/kg	0.176	0.198	53.0	33.9-119	11.8	22.8	WG653767
4-Bromophenyl-phenylether	mg/kg	0.274	0.263	82.0	54.7-112	4.22	20	WG653767
4-Chloro-3-methylphenol	mg/kg	0.256	0.240	77.0	55.3-110	6.54	20	WG653767
4-Chloroaniline	mg/kg	0.218	0.204	65.0	32.3-94.3	6.33	26.1	WG653767
4-Chlorophenyl-phenylether	mg/kg	0.264	0.244	79.0	55.6-105	7.83	20	WG653767
4-Nitroaniline	mg/kg	0.345	0.312	104.	45.8-132	10.2	20	WG653767
4-Nitrophenol	mg/kg	0.220	0.219	66.0	33.3-112	0.470	20	WG653767
Acenaphthene	mg/kg	0.270	0.247	81.0	58.1-103	8.98	20	WG653767
Acenaphthylene	mg/kg	0.262	0.241	79.0	60.9-110	8.27	20	WG653767
Acetophenone	mg/kg	0.251	0.236	75.0	51.1-96.3	6.22	20.4	WG653767
Anthracene	mg/kg	0.270	0.261	81.0	56.9-113	3.64	20	WG653767
Atrazine	mg/kg	0.270	0.258	81.0	47.4-126	4.53	20	WG653767
Benzaldehyde	mg/kg	0.425	0.399	128*	10-51.5	6.29	28.5	WG653767
Benzidine	mg/kg	0.0277	0.0317	8*	10-31.6	13.4	33.7	WG653767
Benzo(a)anthracene	mg/kg	0.267	0.250	80.0	58.9-105	6.62	20	WG653767
Benzo(a)pyrene	mg/kg	0.259	0.251	78.0	59.6-106	3.12	20	WG653767
Benzo(b)fluoranthene	mg/kg	0.277	0.276	83.0	56.9-105	0.500	20	WG653767
Benzo(g,h,i)perylene	mg/kg	0.290	0.276	87.0	50.2-112	5.22	20	WG653767
Benzo(k)fluoranthene	mg/kg	0.265	0.241	80.0	57.2-108	9.24	20	WG653767
Benzylbutyl phthalate	mg/kg	0.268	0.255	80.0	53.7-115	4.95	20	WG653767
Biphenyl	mg/kg	0.252	0.235	76.0	56.9-103	7.31	20	WG653767
Bis(2-chloroethoxy)methane	mg/kg	0.268	0.253	80.0	52.2-98.3	5.70	20	WG653767
Bis(2-chloroethyl)ether	mg/kg	0.255	0.247	76.0	39.2-104	2.84	26.3	WG653767
Bis(2-chloroisopropyl)ether	mg/kg	0.246	0.231	74.0	47-96.6	5.94	20.9	WG653767
Bis(2-ethylhexyl)phthalate	mg/kg	0.269	0.252	81.0	50-124	6.69	20	WG653767
Caprolactam	mg/kg	0.215	0.208	65.0	33.7-119	3.66	20.7	WG653767
Carbazole	mg/kg	0.270	0.261	81.0	58.3-105	3.30	20	WG653767
Chrysene	mg/kg	0.277	0.260	83.0	56.4-109	6.34	20	WG653767
Di-n-butyl phthalate	mg/kg	0.266	0.255	80.0	56.6-115	3.99	20	WG653767
Di-n-octyl phthalate	mg/kg	0.269	0.251	81.0	57.3-112	6.92	22	WG653767
Dibenz(a,h)anthracene	mg/kg	0.296	0.282	89.0	53.4-114	4.83	20	WG653767
Dibenzofuran	mg/kg	0.266	0.244	80.0	55.7-104	8.79	20	WG653767
Diethyl phthalate	mg/kg	0.269	0.248	81.0	60.9-109	8.22	20	WG653767
Dimethyl phthalate	mg/kg	0.264	0.244	79.0	57.7-109	7.71	20	WG653767
Fluoranthene	mg/kg	0.256	0.251	77.0	56.2-112	2.21	20	WG653767
Fluorene	mg/kg	0.262	0.246	79.0	58.5-105	6.23	20	WG653767
Hexachloro-1,3-butadiene	mg/kg	0.245	0.226	73.0	42.6-112	7.76	21.1	WG653767
Hexachlorobenzene	mg/kg	0.258	0.243	77.0	46.6-105	5.97	20	WG653767
Hexachlorocyclopentadiene	mg/kg	0.212	0.191	64.0	25.6-117	10.4	20	WG653767
Hexachloroethane	mg/kg	0.236	0.220	71.0	41.7-100	7.17	24.9	WG653767
Indeno(1,2,3-cd)pyrene	mg/kg	0.294	0.284	88.0	53.6-113	3.56	20	WG653767
Isophorone	mg/kg	0.275	0.254	83.0	40.7-88	8.11	20	WG653767
n-Nitrosodi-n-propylamine	mg/kg	0.267	0.249	80.0	51-99.5	6.70	20	WG653767
n-Nitrosodiphenylamine	mg/kg	0.270	0.254	81.0	55.4-108	6.35	20	WG653767
Naphthalene	mg/kg	0.246	0.236	74.0	49-100	4.11	20	WG653767
Nitrobenzene	mg/kg	0.257	0.247	77.0	49-101	3.87	20.4	WG653767
Phenanthrene	mg/kg	0.258	0.252	77.0	56.9-108	2.27	20	WG653767
Phenol	mg/kg	0.266	0.257	80.0	46.3-101	3.36	21.9	WG653767
Pyrene	mg/kg	0.272	0.251	82.0	55.8-106	7.91	20	WG653767
2,4,6-Tribromophenol				73.40	20.1-151			WG653767

* Performance of this Analyte is outside of established criteria.

For additional information, please see Attachment A 'List of Analytes with QC Qualifiers.'



YOUR LAB OF CHOICE

Jeld-Wen
Chris Kramer (SLR)
1800 Blankenship Road, Suite 440

West Linn, OR 97068

Quality Assurance Report
Level II

L627419

12065 Lebanon Rd.
Mt. Juliet, TN 37122
(615) 758-5858
1-800-767-5859
Fax (615) 758-5859

Tax I.D. 62-0814289

Est. 1970

April 02, 2013

Analyte	Units	Laboratory Control Sample Duplicate			Limit	RPD	Limit	Batch
		Result	Ref	%Rec				
2-Fluorobiphenyl				84.30	34-131			
2-Fluorophenol				78.40	19.3-117			
Nitrobenzene-d5				80.80	24.5-122			
Phenol-d5				79.90	24.4-126			
p-Terphenyl-d14				77.70	19-141			
Diesel Range Organics (DRO)	mg/kg	25.3	24.5	84.0	50-150	3.23	20	WG653115
Residual Range Organics (RRO)	mg/kg	27.3	26.0	91.0	50-150	4.81	20	WG653115
o-Terphenyl				71.50	50-150			WG653115

Analyte	Units	MS Res	Matrix Spike			Limit	Ref Samp	Batch
			Ref Res	TV	% Rec			
Gasoline Range Organics-NWTPH	mg/kg	17.5	0	5.5	63.6	55-109	L627095-01	WG653246
a,a,a-Trifluorotoluene(FID)					96.17	59-128		WG653246
1,1,1-Trichloroethane	mg/kg	0.108	0	.025	86.8	43-142	L627028-05	WG653277
1,1,2,2-Tetrachloroethane	mg/kg	0.130	0	.025	104.	42-147	L627028-05	WG653277
1,1,2-Trichloroethane	mg/kg	0.134	0	.025	107.	51-134	L627028-05	WG653277
1,1,2-Trichlorotrifluoroethane	mg/kg	0.107	0	.025	85.6	25-156	L627028-05	WG653277
1,1-Dichloroethane	mg/kg	0.103	0	.025	82.8	50-131	L627028-05	WG653277
1,1-Dichloroethene	mg/kg	0.0976	0	.025	78.1	29-145	L627028-05	WG653277
1,2,3-Trichlorobenzene	mg/kg	0.142	0.000368	.025	113.	13-142	L627028-05	WG653277
1,2,4-Trichlorobenzene	mg/kg	0.146	0	.025	117.	12-140	L627028-05	WG653277
1,2-Dibromo-3-Chloropropane	mg/kg	0.146	0	.025	116.	29-151	L627028-05	WG653277
1,2-Dibromoethane	mg/kg	0.134	0	.025	107.	48-133	L627028-05	WG653277
1,2-Dichlorobenzene	mg/kg	0.130	0	.025	104.	37-136	L627028-05	WG653277
1,2-Dichloroethane	mg/kg	0.102	0	.025	82.0	49-131	L627028-05	WG653277
1,2-Dichloropropane	mg/kg	0.120	0	.025	96.2	50-132	L627028-05	WG653277
1,3-Dichlorobenzene	mg/kg	0.145	0	.025	116.	26-140	L627028-05	WG653277
1,4-Dichlorobenzene	mg/kg	0.128	0	.025	102.	34-132	L627028-05	WG653277
2-Butanone (MEK)	mg/kg	0.601	0	.125	96.2	40-149	L627028-05	WG653277
2-Hexanone	mg/kg	0.719	0	.125	115.	40-147	L627028-05	WG653277
4-Methyl-2-pentanone (MIBK)	mg/kg	0.618	0	.125	98.9	37-153	L627028-05	WG653277
Acetone	mg/kg	0.494	0.00223	.125	78.6	10-177	L627028-05	WG653277
Benzene	mg/kg	0.109	0	.025	87.4	44-131	L627028-05	WG653277
Bromochloromethane	mg/kg	0.120	0	.025	96.4	51-135	L627028-05	WG653277
Bromodichloromethane	mg/kg	0.119	0	.025	95.2	48-134	L627028-05	WG653277
Bromoform	mg/kg	0.154	0	.025	123.	34-141	L627028-05	WG653277
Bromomethane	mg/kg	0.0925	0.000503	.025	73.6	19-173	L627028-05	WG653277
Carbon disulfide	mg/kg	0.105	0.000305	.025	83.6	10-156	L627028-05	WG653277
Carbon tetrachloride	mg/kg	0.116	0	.025	92.5	36-140	L627028-05	WG653277
Chlorobenzene	mg/kg	0.137	0	.025	110.	42-133	L627028-05	WG653277
Chlorodibromomethane	mg/kg	0.142	0	.025	114.	45-135	L627028-05	WG653277
Chloroethane	mg/kg	0.0935	0	.025	74.8	16-178	L627028-05	WG653277
Chloroform	mg/kg	0.108	0	.025	86.7	52-130	L627028-05	WG653277
Chloromethane	mg/kg	0.0928	0	.025	74.2	28-147	L627028-05	WG653277
cis-1,2-Dichloroethene	mg/kg	0.119	0	.025	94.8	52-128	L627028-05	WG653277
cis-1,3-Dichloropropene	mg/kg	0.129	0	.025	103.	46-131	L627028-05	WG653277
Dichlorodifluoromethane	mg/kg	0.0928	0	.025	74.2	12-179	L627028-05	WG653277
Ethylbenzene	mg/kg	0.136	0	.025	109.	38-139	L627028-05	WG653277
Isopropylbenzene	mg/kg	0.138	0	.025	111.	34-137	L627028-05	WG653277
Methyl tert-butyl ether	mg/kg	0.107	0	.025	85.6	45-134	L627028-05	WG653277
Methylene Chloride	mg/kg	0.109	0.00398	.025	84.4	41-133	L627028-05	WG653277
Styrene	mg/kg	0.145	0	.025	116.	30-156	L627028-05	WG653277
Tetrachloroethene	mg/kg	0.149	0	.025	119.	35-139	L627028-05	WG653277
Toluene	mg/kg	0.122	0	.025	97.4	43-127	L627028-05	WG653277
trans-1,2-Dichloroethene	mg/kg	0.114	0	.025	91.2	41-132	L627028-05	WG653277
trans-1,3-Dichloropropene	mg/kg	0.139	0	.025	111.	43-129	L627028-05	WG653277

* Performance of this Analyte is outside of established criteria.

For additional information, please see Attachment A 'List of Analytes with QC Qualifiers.'



YOUR LAB OF CHOICE

Jeld-Wen
Chris Kramer (SLR)
1800 Blankenship Road, Suite 440

West Linn, OR 97068

Quality Assurance Report
Level II

L627419

12065 Lebanon Rd.
Mt. Juliet, TN 37122
(615) 758-5858
1-800-767-5859
Fax (615) 758-5859

Tax I.D. 62-0814289

Est. 1970

April 02, 2013

Analyte	Units	MS Res	Matrix Spike		% Rec	Limit	Ref Samp	Batch
			Ref Res	TV				
Trichloroethene	mg/kg	0.132	0	.025	106.	42-136	L627028-05	WG653277
Trichlorofluoromethane	mg/kg	0.0929	0.000728	.025	73.7	20-178	L627028-05	WG653277
Vinyl chloride	mg/kg	0.0992	0	.025	79.4	30-157	L627028-05	WG653277
Xylenes, Total	mg/kg	0.411	0	.075	110.	38-137	L627028-05	WG653277
4-Bromofluorobenzene					96.11	67-133		WG653277
Dibromofluoromethane					90.69	72-135		WG653277
Toluene-d8					96.87	90-113		WG653277
Pentachlorophenol	mg/kg	0.0622	0	.333	18.7	10-155	L627003-07	WG653767
2,4,6-Tribromophenol					84.50	20.1-151		WG653767
2-Fluorobiphenyl					73.90	34-131		WG653767
2-Fluorophenol					63.10	19.3-117		WG653767
Nitrobenzene-d5					81.50	24.5-122		WG653767
Phenol-d5					70.20	24.4-126		WG653767
p-Terphenyl-d14					57.50	19-141		WG653767
Diesel Range Organics (DRO)	mg/kg	26.9	1.38	30	85.0	50-150	L626737-23	WG653115
Residual Range Organics (RRO)	mg/kg	26.2	0.983	30	84.1	50-150	L626737-23	WG653115
o-Terphenyl					109.0	50-150		WG653115

Analyte	Units	MSD	Matrix Spike Duplicate		Limit	RPD	Limit	Ref Samp	Batch
			Ref	%Rec					
Gasoline Range Organics-NWTPH	mg/kg	20.6	17.5	75.1	55-109	16.6	20	L627095-01	WG653246
a,a,a-Trifluorotoluene(FID)				98.05	59-128				WG653246
1,1,1-Trichloroethane	mg/kg	0.109	0.108	86.9	43-142	0.160	24	L627028-05	WG653277
1,1,2,2-Tetrachloroethane	mg/kg	0.132	0.130	105.	42-147	1.43	25	L627028-05	WG653277
1,1,2-Trichloroethane	mg/kg	0.134	0.134	107.	51-134	0.0500	21	L627028-05	WG653277
1,1,2-Trichlorotrifluoroethane	mg/kg	0.104	0.107	83.2	25-156	2.78	29	L627028-05	WG653277
1,1-Dichloroethane	mg/kg	0.104	0.103	82.9	50-131	0.160	21	L627028-05	WG653277
1,1-Dichloroethene	mg/kg	0.0965	0.0976	77.2	29-145	1.16	28	L627028-05	WG653277
1,2,3-Trichlorobenzene	mg/kg	0.136	0.142	108.	13-142	4.26	33	L627028-05	WG653277
1,2,4-Trichlorobenzene	mg/kg	0.134	0.146	107.	12-140	8.42	32	L627028-05	WG653277
1,2-Dibromo-3-Chloropropane	mg/kg	0.142	0.146	113.	29-151	2.61	31	L627028-05	WG653277
1,2-Dibromoethane	mg/kg	0.134	0.134	107.	48-133	0.200	22	L627028-05	WG653277
1,2-Dichlorobenzene	mg/kg	0.125	0.130	100.	37-136	3.98	25	L627028-05	WG653277
1,2-Dichloroethane	mg/kg	0.103	0.102	82.1	49-131	0.170	20	L627028-05	WG653277
1,2-Dichloropropane	mg/kg	0.119	0.120	95.6	50-132	0.630	21	L627028-05	WG653277
1,3-Dichlorobenzene	mg/kg	0.138	0.145	110.	26-140	4.90	28	L627028-05	WG653277
1,4-Dichlorobenzene	mg/kg	0.122	0.128	97.3	34-132	4.78	26	L627028-05	WG653277
2-Butanone (MEK)	mg/kg	0.592	0.601	94.8	40-149	1.52	27	L627028-05	WG653277
2-Hexanone	mg/kg	0.737	0.719	118.	40-147	2.44	29	L627028-05	WG653277
4-Methyl-2-pentanone (MIBK)	mg/kg	0.641	0.618	102.	37-153	3.58	27	L627028-05	WG653277
Acetone	mg/kg	0.510	0.494	81.2	10-177	3.22	28	L627028-05	WG653277
Benzene	mg/kg	0.109	0.109	87.3	44-131	0.0200	21	L627028-05	WG653277
Bromochloromethane	mg/kg	0.121	0.120	97.0	51-135	0.650	21	L627028-05	WG653277
Bromodichloromethane	mg/kg	0.120	0.119	95.9	48-134	0.750	20	L627028-05	WG653277
Bromoform	mg/kg	0.155	0.154	124.	34-141	0.900	24	L627028-05	WG653277
Bromomethane	mg/kg	0.0928	0.0925	73.8	19-173	0.310	25	L627028-05	WG653277
Carbon disulfide	mg/kg	0.103	0.105	82.3	10-156	1.50	29	L627028-05	WG653277
Carbon tetrachloride	mg/kg	0.114	0.116	90.9	36-140	1.82	26	L627028-05	WG653277
Chlorobenzene	mg/kg	0.135	0.137	108.	42-133	1.46	24	L627028-05	WG653277
Chlorodibromomethane	mg/kg	0.142	0.142	114.	45-135	0.350	23	L627028-05	WG653277
Chloroethane	mg/kg	0.0888	0.0935	71.0	16-178	5.10	25	L627028-05	WG653277
Chloroform	mg/kg	0.108	0.108	86.8	52-130	0.0800	21	L627028-05	WG653277

* Performance of this Analyte is outside of established criteria.

For additional information, please see Attachment A 'List of Analytes with QC Qualifiers.'



YOUR LAB OF CHOICE

Jeld-Wen
Chris Kramer (SLR)
1800 Blankenship Road, Suite 440

West Linn, OR 97068

Quality Assurance Report
Level II

L627419

12065 Lebanon Rd.
Mt. Juliet, TN 37122
(615) 758-5858
1-800-767-5859
Fax (615) 758-5859

Tax I.D. 62-0814289

Est. 1970

April 02, 2013

Analyte	Units	MSD	Matrix Spike Duplicate		Limit	RPD	Limit	Ref	Samp	Batch
			Ref	%Rec						
Chloromethane	mg/kg	0.0926	0.0928	74.1	28-147	0.180	23	L627028-05	WG653277	
cis-1,2-Dichloroethene	mg/kg	0.115	0.119	91.8	52-128	3.24	21	L627028-05	WG653277	
cis-1,3-Dichloropropene	mg/kg	0.126	0.129	101.	46-131	2.18	21	L627028-05	WG653277	
Dichlorodifluoromethane	mg/kg	0.0906	0.0928	72.5	12-179	2.39	27	L627028-05	WG653277	
Ethylbenzene	mg/kg	0.136	0.136	109.	38-139	0.0400	27	L627028-05	WG653277	
Isopropylbenzene	mg/kg	0.134	0.138	107.	34-137	3.48	29	L627028-05	WG653277	
Methyl tert-butyl ether	mg/kg	0.105	0.107	84.4	45-134	1.48	22	L627028-05	WG653277	
Methylene Chloride	mg/kg	0.111	0.109	85.5	41-133	1.29	28	L627028-05	WG653277	
Styrene	mg/kg	0.141	0.145	112.	30-156	2.93	26	L627028-05	WG653277	
Tetrachloroethene	mg/kg	0.141	0.149	112.	35-139	5.69	27	L627028-05	WG653277	
Toluene	mg/kg	0.121	0.122	96.9	43-127	0.510	21	L627028-05	WG653277	
trans-1,2-Dichloroethene	mg/kg	0.112	0.114	89.8	41-132	1.56	23	L627028-05	WG653277	
trans-1,3-Dichloropropene	mg/kg	0.137	0.139	110.	43-129	0.870	23	L627028-05	WG653277	
Trichloroethene	mg/kg	0.129	0.132	103.	42-136	2.10	23	L627028-05	WG653277	
Trichlorofluoromethane	mg/kg	0.0907	0.0929	72.0	20-178	2.38	30	L627028-05	WG653277	
Vinyl chloride	mg/kg	0.0949	0.0992	75.9	30-157	4.42	24	L627028-05	WG653277	
Xylenes, Total	mg/kg	0.402	0.411	107.	38-137	2.07	26	L627028-05	WG653277	
4-Bromofluorobenzene				95.39	67-133				WG653277	
Dibromofluoromethane				88.74	72-135				WG653277	
Toluene-d8				96.70	90-113				WG653277	
Pentachlorophenol	mg/kg	0.0469	0.0622	14.1	10-155	28.1	28.1	L627003-07	WG653767	
2,4,6-Tribromophenol				75.30	20.1-151				WG653767	
2-Fluorobiphenyl				75.40	34-131				WG653767	
2-Fluorophenol				61.50	19.3-117				WG653767	
Nitrobenzene-d5				77.20	24.5-122				WG653767	
Phenol-d5				69.60	24.4-126				WG653767	
p-Terphenyl-d14				56.00	19-141				WG653767	
Diesel Range Organics (DRO)	mg/kg	27.2	26.9	86.0	50-150	1.05	20	L626737-23	WG653115	
Residual Range Organics (RRO)	mg/kg	26.3	26.2	84.2	50-150	0.130	20	L626737-23	WG653115	
o-Terphenyl				99.40	50-150				WG653115	

Batch number /Run number / Sample number cross reference

WG653246: R2598424: L627419-01
 WG653277: R2598479: L627419-01
 WG653529: R2598717: L627419-01
 WG653767: R2600219 R2600510: L627419-01 01
 WG653115: R2600278: L627419-01

* * Calculations are performed prior to rounding of reported values.
 * Performance of this Analyte is outside of established criteria.
 For additional information, please see Attachment A 'List of Analytes with QC Qualifiers.'



YOUR LAB OF CHOICE

Jeld-Wen
Chris Kramer (SLR)
1800 Blankenship Road, Suite 440

West Linn, OR 97068

Quality Assurance Report
Level II

L627419

12065 Lebanon Rd.
Mt. Juliet, TN 37122
(615) 758-5858
1-800-767-5859
Fax (615) 758-5859

Tax I.D. 62-0814289

Est. 1970

April 02, 2013

The data package includes a summary of the analytic results of the quality control samples required by the SW-846 or CWA methods. The quality control samples include a method blank, a laboratory control sample, and the matrix spike/matrix spike duplicate analysis. If a target parameter is outside the method limits, every sample that is effected is flagged with the appropriate qualifier in Appendix B of the analytic report.

Method Blank - an aliquot of reagent water carried through the entire analytic process. The method blank results indicate if any possible contamination exposure during the sample handling, digestion or extraction process, and analysis. Concentrations of target analytes above the reporting limit in the method blank are qualified with the "B" qualifier.

Laboratory Control Sample - is a sample of known concentration that is carried through the digestion/extraction and analysis process. The percent recovery, expressed as a percentage of the theoretical concentration, has statistical control limits indicating that the analytic process is "in control". If a target analyte is outside the control limits for the laboratory control sample or any other control sample, the parameter is flagged with a "J4" qualifier for all effected samples.

Matrix Spike and Matrix Spike Duplicate - is two aliquots of an environmental sample that is spiked with known concentrations of target analytes. The percent recovery of the target analytes also has statistical control limits. If any recoveries that are outside the method control limits, the sample that was selected for matrix spike/matrix spike duplicate analysis is flagged with either a "J5" or a "J6". The relative percent difference (%RPD) between the matrix spike and the matrix spike duplicate recoveries is all calculated. If the RPD is above the method limit, the effected samples are flagged with a "J3" qualifier.

SLR ADDITIONAL UPLAND ASSESSMENT (2015)



12065 Lebanon Rd.
Mt. Juliet, TN 37122
(615) 758-5858
1-800-767-5859
Fax (615) 758-5859

Tax I.D. 62-0814289

Est. 1970

Chris Kramer (SLR)
Jeld-Wen
1800 Blankenship Road, Suite 440
West Linn, OR 97068

Report Summary

Wednesday July 15, 2015

Report Number: L775227


Samples Received: 07/07/15

Client Project: 108.00228.00048

Description: Nord Door Project - Everett, WA

The analytical results in this report are based upon information supplied by you, the client, and are for your exclusive use. If you have any questions regarding this data package, please do not hesitate to call.

Entire Report Reviewed By:


Jason Romer, ESC Representative

Laboratory Certification Numbers

A2LA - 1461-01, AIHA - 100789, AL - 40660, CA - 01157CA, CT - PH-0197,
FL - E87487, GA - 923, IN - C-TN-01, KY - 90010, KYUST - 0016,
NC - ENV375/DW21704/BIO041, ND - R-140, NJ - TN002, NJ NELAP - TN002,
SC - 84004, TN - 2006, VA - 460132, WV - 233, AZ - 0612,
MN - 047-999-395, NY - 11742, WI - 998093910, NV - TN000032011-1,
TX - T104704245-11-3, OK - 9915, PA - 68-02979, IA Lab #364, EPA - TN002

Accreditation is only applicable to the test methods specified on each scope of accreditation held by ESC Lab Sciences.

This report may not be reproduced, except in full, without written approval from ESC Lab Sciences. Where applicable, sampling conducted by ESC is performed per guidance provided in laboratory standard operating procedures: 060302, 060303, and 060304.



12065 Lebanon Rd.
 Mt. Juliet, TN 37122
 (615) 758-5858
 1-800-767-5859
 Fax (615) 758-5859

Tax I.D. 62-0814289

Est. 1970

REPORT OF ANALYSIS

Chris Kramer (SLR)
 Jeld-Wen
 1800 Blankenship Road, Suite 440
 West Linn, OR 97068

July 15, 2015

Date Received : July 07, 2015
 Description : Nord Door Project - Everett, WA
 Sample ID : GP-707-4 4FT
 Collected By : P. LeDoux
 Collection Date : 07/06/15 09:30

ESC Sample # : L775227-01
 Site ID : EVERETT, WA
 Project # : 108.00228.00048

Parameter	Dry Result	MDL	RDL	Units	Qualifier	Method	Date	Dil.
Total Solids	93.7	0.0333		%		2540 G-2	07/08/15	1
Gasoline Range Organics-NWTPH	0.037	0.034	0.11	mg/kg	J	NWTPHGX	07/14/15	1
Surrogate Recovery a,a,a-Trifluorotoluene(FID)	94.5			% Rec.		NWTPHGX	07/14/15	1
Volatile Organics								
Benzene	U	0.00027	0.0011	mg/kg		8260C	07/14/15	1
Toluene	U	0.00043	0.0053	mg/kg		8260C	07/14/15	1
Ethylbenzene	U	0.00030	0.0011	mg/kg		8260C	07/14/15	1
Xylenes, Total	U	0.00070	0.0032	mg/kg		8260C	07/14/15	1
Naphthalene	U	0.0010	0.0053	mg/kg		8260C	07/14/15	1
1,2,4-Trimethylbenzene	U	0.00021	0.0011	mg/kg		8260C	07/14/15	1
Surrogate Recovery								
Toluene-d8	102.			% Rec.		8260C	07/14/15	1
Dibromofluoromethane	97.0			% Rec.		8260C	07/14/15	1
4-Bromofluorobenzene	103.			% Rec.		8260C	07/14/15	1
Diesel Range Organics (DRO)								
Residual Range Organics (RRO)	2.6	1.3	4.3	mg/kg	J	NWTPHDX	07/08/15	1
Surrogate Recovery	3.8	3.3	11.	mg/kg	J	NWTPHDX	07/08/15	1
o-Terphenyl	86.7			% Rec.		NWTPHDX	07/08/15	1
Polynuclear Aromatic Hydrocarbons								
Benzo(a)anthracene	U	0.00060	0.0064	mg/kg		8270D-SI	07/08/15	1
Benzo(a)pyrene	U	0.00060	0.0064	mg/kg		8270D-SI	07/08/15	1
Benzo(b)fluoranthene	U	0.00060	0.0064	mg/kg		8270D-SI	07/08/15	1
Benzo(k)fluoranthene	U	0.00060	0.0064	mg/kg		8270D-SI	07/08/15	1
Chrysene	U	0.00060	0.0064	mg/kg		8270D-SI	07/08/15	1
Dibenz(a,h)anthracene	U	0.00060	0.0064	mg/kg		8270D-SI	07/08/15	1
Indeno(1,2,3-cd)pyrene	U	0.00060	0.0064	mg/kg		8270D-SI	07/08/15	1
Surrogate Recovery								
Nitrobenzene-d5	99.3			% Rec.		8270D-SI	07/08/15	1
2-Fluorobiphenyl	89.3			% Rec.		8270D-SI	07/08/15	1
p-Terphenyl-d14	90.4			% Rec.		8270D-SI	07/08/15	1

Results listed are dry weight basis.

U = ND (Not Detected)

MDL = Minimum Detection Limit = LOD = TRRP SDL

RDL = Reported Detection Limit = LOQ = PQL = EQL = TRRP MQL

Note:

This report shall not be reproduced, except in full, without the written approval from ESC.

The reported analytical results relate only to the sample submitted

Reported: 07/15/15 13:52 Printed: 07/15/15 13:52

Attachment A
List of Analytes with QC Qualifiers

Sample Number	Work Group	Sample Type	Analyte	Run ID	Qualifier
L775227-01	WG800811	SAMP	Diesel Range Organics (DRO)	R3048433	J
	WG800811	SAMP	Residual Range Organics (RRO)	R3048433	J
	WG802288	SAMP	Gasoline Range Organics-NWTPH	R3049785	J

Attachment B
Explanation of QC Qualifier Codes

Qualifier	Meaning
J	(EPA) - Estimated value below the lowest calibration point. Confidence correlates with concentration.

Qualifier Report Information

ESC utilizes sample and result qualifiers as set forth by the EPA Contract Laboratory Program and as required by most certifying bodies including NELAC. In addition to the EPA qualifiers adopted by ESC, we have implemented ESC qualifiers to provide more information pertaining to our analytical results. Each qualifier is designated in the qualifier explanation as either EPA or ESC. Data qualifiers are intended to provide the ESC client with more detailed information concerning the potential bias of reported data. Because of the wide range of constituents and variety of matrices incorporated by most EPA methods, it is common for some compounds to fall outside of established ranges. These exceptions are evaluated and all reported data is valid and useable "unless qualified as 'R' (Rejected)."

Definitions

- Accuracy - The relationship of the observed value of a known sample to the true value of a known sample. Represented by percent recovery and relevant to samples such as: control samples, matrix spike recoveries, surrogate recoveries, etc.
- Precision - The agreement between a set of samples or between duplicate samples. Relates to how close together the results are and is represented by Relative Percent Difference.
- Surrogate - Organic compounds that are similar in chemical composition, extraction, and chromatography to analytes of interest. The surrogates are used to determine the probable response of the group of analytes that are chemically related to the surrogate compound. Surrogates are added to the sample and carried through all stages of preparation and analyses.
- TIC - Tentatively Identified Compound: Compounds detected in samples that are not target compounds, internal standards, system monitoring compounds, or surrogates.



YOUR LAB OF CHOICE

Jeld-Wen
Chris Kramer (SLR)
1800 Blankenship Road, Suite 440

West Linn, OR 97068

Quality Assurance Report
Level II

L775227

12065 Lebanon Rd.
Mt. Juliet, TN 37122
(615) 758-5858
1-800-767-5859
Fax (615) 758-5859

Tax I.D. 62-0814289

Est. 1970

July 15, 2015

Analyte	Result	Laboratory Blank		Limit	Batch	Date Analyzed
		Units	% Rec			
Total Solids	< .1	%			WG800750	07/08/15 07:11
Benzo(a)anthracene	< .006	mg/kg			WG800594	07/08/15 06:45
Benzo(a)pyrene	< .006	mg/kg			WG800594	07/08/15 06:45
Benzo(b)fluoranthene	< .006	mg/kg			WG800594	07/08/15 06:45
Benzo(k)fluoranthene	< .006	mg/kg			WG800594	07/08/15 06:45
Chrysene	< .006	mg/kg			WG800594	07/08/15 06:45
Dibenz(a,h)anthracene	< .006	mg/kg			WG800594	07/08/15 06:45
Indeno(1,2,3-cd)pyrene	< .006	mg/kg			WG800594	07/08/15 06:45
2-Fluorobiphenyl		% Rec.	91.60	40.6-122	WG800594	07/08/15 06:45
Nitrobenzene-d5		% Rec.	100.0	22.1-146	WG800594	07/08/15 06:45
p-Terphenyl-d14		% Rec.	91.90	32.2-131	WG800594	07/08/15 06:45
Diesel Range Organics (DRO)	< 4	mg/kg			WG800811	07/08/15 10:09
Residual Range Organics (RRO)	< 10	mg/kg			WG800811	07/08/15 10:09
o-Terphenyl		% Rec.	96.70	50-150	WG800811	07/08/15 10:09
Gasoline Range Organics-NWTPH	< .1	mg/kg			WG802288	07/14/15 14:37
a,a,a-Trifluorotoluene(FID)		% Rec.	97.40	59-128	WG802288	07/14/15 14:37
1,2,4-Trimethylbenzene	< .001	mg/kg			WG801530	07/14/15 14:27
Benzene	< .001	mg/kg			WG801530	07/14/15 14:27
Ethylbenzene	< .001	mg/kg			WG801530	07/14/15 14:27
Naphthalene	< .005	mg/kg			WG801530	07/14/15 14:27
Toluene	< .005	mg/kg			WG801530	07/14/15 14:27
Xylenes, Total	< .003	mg/kg			WG801530	07/14/15 14:27
4-Bromofluorobenzene		% Rec.	104.0	69.7-129	WG801530	07/14/15 14:27
Dibromofluoromethane		% Rec.	93.90	76.3-123	WG801530	07/14/15 14:27
Toluene-d8		% Rec.	102.0	88.7-115	WG801530	07/14/15 14:27

Analyte	Units	Result	Duplicate		Limit	Ref Samp	Batch
			Duplicate	RPD			
Total Solids	%	94.1	93.7	0.447	5	L775227-01	WG800750

Analyte	Units	Laboratory Control Sample		% Rec	Limit	Batch
		Known Val	Result			
Total Solids	%	50	49.9	99.9	85-115	WG800750
Benzo(a)anthracene	mg/kg	.08	0.0708	88.5	46.7-125	WG800594
Benzo(a)pyrene	mg/kg	.08	0.0702	87.7	42.3-119	WG800594
Benzo(b)fluoranthene	mg/kg	.08	0.0796	99.5	43.6-124	WG800594
Benzo(k)fluoranthene	mg/kg	.08	0.0721	90.2	46.1-131	WG800594
Chrysene	mg/kg	.08	0.0691	86.4	49.5-131	WG800594
Dibenz(a,h)anthracene	mg/kg	.08	0.0749	93.6	44.8-133	WG800594
Indeno(1,2,3-cd)pyrene	mg/kg	.08	0.0757	94.7	46.1-135	WG800594
2-Fluorobiphenyl				86.20	40.6-122	WG800594
Nitrobenzene-d5				95.60	22.1-146	WG800594
p-Terphenyl-d14				86.30	32.2-131	WG800594
Diesel Range Organics (DRO)	mg/kg	30	24.1	80.2	50-150	WG800811
Residual Range Organics (RRO)	mg/kg	30	23.6	78.8	50-150	WG800811

* Performance of this Analyte is outside of established criteria.

For additional information, please see Attachment A 'List of Analytes with QC Qualifiers.'



YOUR LAB OF CHOICE

Jeld-Wen
Chris Kramer (SLR)
1800 Blankenship Road, Suite 440
West Linn, OR 97068

Quality Assurance Report
Level II
L775227

12065 Lebanon Rd.
Mt. Juliet, TN 37122
(615) 758-5858
1-800-767-5859
Fax (615) 758-5859

Tax I.D. 62-0814289

Est. 1970

July 15, 2015

Analyte	Units	Laboratory Control Sample		% Rec	Limit	Batch
		Known Val	Result			
o-Terphenyl				68.20	50-150	
Gasoline Range Organics-NWTPH	mg/kg	5.5	5.27	95.9	62.2-127	WG802288
a,a,a-Trifluorotoluene(FID)				95.00	59-128	WG802288
1,2,4-Trimethylbenzene	mg/kg	.025	0.0291	116.	77.1-124	WG801530
Benzene	mg/kg	.025	0.0271	109.	72.6-120	WG801530
Ethylbenzene	mg/kg	.025	0.0282	113.	78.6-124	WG801530
Naphthalene	mg/kg	.025	0.0302	121.	69.9-132	WG801530
Toluene	mg/kg	.025	0.0269	107.	76.7-116	WG801530
Xylenes, Total	mg/kg	.075	0.0849	113.	78.1-123	WG801530
4-Bromofluorobenzene				103.0	69.7-129	WG801530
Dibromofluoromethane				99.00	76.3-123	WG801530
Toluene-d8				102.0	88.7-115	WG801530

Analyte	Units	Laboratory Control Sample Duplicate			Limit	RPD	Limit	Batch
		Result	Ref	%Rec				
Benzo(a)anthracene	mg/kg	0.0707	0.0708	88.0	46.7-125	0.0400	20	WG800594
Benzo(a)pyrene	mg/kg	0.0724	0.0702	90.0	42.3-119	3.17	20	WG800594
Benzo(b)fluoranthene	mg/kg	0.0762	0.0796	95.0	43.6-124	4.36	20	WG800594
Benzo(k)fluoranthene	mg/kg	0.0766	0.0721	96.0	46.1-131	6.04	20	WG800594
Chrysene	mg/kg	0.0697	0.0691	87.0	49.5-131	0.850	20	WG800594
Dibenz(a,h)anthracene	mg/kg	0.0754	0.0749	94.0	44.8-133	0.700	20	WG800594
Indeno(1,2,3-cd)pyrene	mg/kg	0.0762	0.0757	95.0	46.1-135	0.600	20	WG800594
2-Fluorobiphenyl				84.60	40.6-122			WG800594
Nitrobenzene-d5				94.40	22.1-146			WG800594
p-Terphenyl-d14				85.20	32.2-131			WG800594
Diesel Range Organics (DRO)	mg/kg	26.3	24.1	88.0	50-150	8.87	20	WG800811
Residual Range Organics (RRO)	mg/kg	26.3	23.6	88.0	50-150	10.7	20	WG800811
o-Terphenyl				77.30	50-150			WG800811
Gasoline Range Organics-NWTPH	mg/kg	5.26	5.27	96.0	62.2-127	0.180	20	WG802288
a,a,a-Trifluorotoluene(FID)				94.40	59-128			WG802288
1,2,4-Trimethylbenzene	mg/kg	0.0278	0.0291	111.	77.1-124	4.67	20	WG801530
Benzene	mg/kg	0.0251	0.0271	100.	72.6-120	7.88	20	WG801530
Ethylbenzene	mg/kg	0.0269	0.0282	108.	78.6-124	4.71	20	WG801530
Naphthalene	mg/kg	0.0285	0.0302	114.	69.9-132	5.91	20	WG801530
Toluene	mg/kg	0.0256	0.0269	102.	76.7-116	4.94	20	WG801530
Xylenes, Total	mg/kg	0.0811	0.0849	108.	78.1-123	4.66	20	WG801530
4-Bromofluorobenzene				104.0	69.7-129			WG801530
Dibromofluoromethane				96.10	76.3-123			WG801530
Toluene-d8				103.0	88.7-115			WG801530

Analyte	Units	Matrix Spike			% Rec	Limit	Ref Samp	Batch
		MS Res	Ref Res	TV				
Benzo(a)anthracene	mg/kg	0.0557	0.0	.08	70.0	18.3-136	L775025-02	WG800594
Benzo(a)pyrene	mg/kg	0.0595	0.0	.08	74.0	16.9-135	L775025-02	WG800594
Benzo(b)fluoranthene	mg/kg	0.0585	0.0	.08	73.0	10-134	L775025-02	WG800594
Benzo(k)fluoranthene	mg/kg	0.0564	0.0	.08	70.0	18.2-138	L775025-02	WG800594
Chrysene	mg/kg	0.0536	0.0	.08	67.0	17.1-145	L775025-02	WG800594
Dibenz(a,h)anthracene	mg/kg	0.0572	0.0	.08	72.0	18.5-138	L775025-02	WG800594
Indeno(1,2,3-cd)pyrene	mg/kg	0.0566	0.0	.08	71.0	14.5-142	L775025-02	WG800594

* Performance of this Analyte is outside of established criteria.

For additional information, please see Attachment A 'List of Analytes with QC Qualifiers.'



YOUR LAB OF CHOICE

Jeld-Wen
Chris Kramer (SLR)
1800 Blankenship Road, Suite 440

West Linn, OR 97068

Quality Assurance Report
Level II

L775227

12065 Lebanon Rd.
Mt. Juliet, TN 37122
(615) 758-5858
1-800-767-5859
Fax (615) 758-5859

Tax I.D. 62-0814289

Est. 1970

July 15, 2015

Analyte	Units	MS Res	Matrix Spike		% Rec	Limit	Ref Samp	Batch
			Ref Res	TV				
2-Fluorobiphenyl					78.90	40.6-122		
Nitrobenzene-d5					211.0*	22.1-146		
p-Terphenyl-d14					74.40	32.2-131		
Diesel Range Organics (DRO)	mg/kg	30.7	2.39	30	94.0	50-150	L775227-01	WG800811
Residual Range Organics (RRO)	mg/kg	33.7	3.59	30	100.	50-150	L775227-01	WG800811
o-Terphenyl					82.40	50-150		WG800811
Gasoline Range Organics-NWTPH	mg/kg	19.4	0.159	5.5	70.0	20.5-134	L775281-30	WG802288
a,a,a-Trifluorotoluene(FID)					93.30	59-128		WG802288

Analyte	Units	MSD	Matrix Spike Duplicate		Limit	RPD	Limit	Ref Samp	Batch
			Ref	%Rec					
Benzo(a)anthracene	mg/kg	0.0512	0.0557	64.0	18.3-136	8.43	24.6	L775025-02	WG800594
Benzo(a)pyrene	mg/kg	0.0545	0.0595	68.1	16.9-135	8.69	25.2	L775025-02	WG800594
Benzo(b)fluoranthene	mg/kg	0.0533	0.0585	66.6	10-134	9.20	30.9	L775025-02	WG800594
Benzo(k)fluoranthene	mg/kg	0.0514	0.0564	64.3	18.2-138	9.24	25.6	L775025-02	WG800594
Chrysene	mg/kg	0.0505	0.0536	63.1	17.1-145	5.89	24.2	L775025-02	WG800594
Dibenz(a,h)anthracene	mg/kg	0.0524	0.0572	65.5	18.5-138	8.71	24.3	L775025-02	WG800594
Indeno(1,2,3-cd)pyrene	mg/kg	0.0513	0.0566	64.1	14.5-142	9.83	25.8	L775025-02	WG800594
2-Fluorobiphenyl				82.80	40.6-122				WG800594
Nitrobenzene-d5				211.0*	22.1-146				WG800594
p-Terphenyl-d14				79.60	32.2-131				WG800594
Diesel Range Organics (DRO)	mg/kg	30.7	30.7	94.4	50-150	0.0400	20	L775227-01	WG800811
Residual Range Organics (RRO)	mg/kg	34.8	33.7	104.	50-150	3.12	20	L775227-01	WG800811
o-Terphenyl				82.80	50-150				WG800811
Gasoline Range Organics-NWTPH	mg/kg	15.9	19.4	57.4	20.5-134	19.4	23.8	L775281-30	WG802288
a,a,a-Trifluorotoluene(FID)				77.30	59-128				WG802288

Batch number /Run number / Sample number cross reference

WG800750: R3048204: L775227-01
 WG800594: R3048335 R3048534: L775227-01
 WG800811: R3048433: L775227-01
 WG802288: R3049785: L775227-01
 WG801530: R3049997: L775227-01

* * Calculations are performed prior to rounding of reported values.
 * Performance of this Analyte is outside of established criteria.
 For additional information, please see Attachment A 'List of Analytes with QC Qualifiers.'



YOUR LAB OF CHOICE

Jeld-Wen
Chris Kramer (SLR)
1800 Blankenship Road, Suite 440

West Linn, OR 97068

Quality Assurance Report
Level II

L775227

12065 Lebanon Rd.
Mt. Juliet, TN 37122
(615) 758-5858
1-800-767-5859
Fax (615) 758-5859

Tax I.D. 62-0814289

Est. 1970

July 15, 2015

The data package includes a summary of the analytic results of the quality control samples required by the SW-846 or CWA methods. The quality control samples include a method blank, a laboratory control sample, and the matrix spike/matrix spike duplicate analysis. If a target parameter is outside the method limits, every sample that is effected is flagged with the appropriate qualifier in Appendix B of the analytic report.

Method Blank - an aliquot of reagent water carried through the entire analytic process. The method blank results indicate if any possible contamination exposure during the sample handling, digestion or extraction process, and analysis. Concentrations of target analytes above the reporting limit in the method blank are qualified with the "B" qualifier.

Laboratory Control Sample - is a sample of known concentration that is carried through the digestion/extraction and analysis process. The percent recovery, expressed as a percentage of the theoretical concentration, has statistical control limits indicating that the analytic process is "in control". If a target analyte is outside the control limits for the laboratory control sample or any other control sample, the parameter is flagged with a "J4" qualifier for all effected samples.

Matrix Spike and Matrix Spike Duplicate - is two aliquots of an environmental sample that is spiked with known concentrations of target analytes. The percent recovery of the target analytes also has statistical control limits. If any recoveries that are outside the method control limits, the sample that was selected for matrix spike/matrix spike duplicate analysis is flagged with either a "J5" or a "J6". The relative percent difference (%RPD) between the matrix spike and the matrix spike duplicate recoveries is all calculated. If the RPD is above the method limit, the effected samples are flagged with a "J3" qualifier.



12065 Lebanon Rd.
Mt. Juliet, TN 37122
(615) 758-5858
1-800-767-5859
Fax (615) 758-5859

Tax I.D. 62-0814289

Est. 1970

Chris Kramer (SLR)
Jeld-Wen
1800 Blankenship Road, Suite 440
West Linn, OR 97068

Report Summary

Tuesday July 14, 2015

Report Number: L775229


Samples Received: 07/07/15

Client Project: 108.00228.00048

Description: Nord Door Project - Everett, WA

The analytical results in this report are based upon information supplied by you, the client, and are for your exclusive use. If you have any questions regarding this data package, please do not hesitate to call.

Entire Report Reviewed By:


Jared Willis, ESC Representative

Laboratory Certification Numbers

A2LA - 1461-01, AIHA - 100789, AL - 40660, CA - 01157CA, CT - PH-0197,
FL - E87487, GA - 923, IN - C-IN-01, KY - 90010, KYUST - 0016,
NC - ENV375/DW21704/BIO041, ND - R-140, NJ - TN002, NJ NELAP - TN002,
SC - 84004, TN - 2006, VA - 460132, WV - 233, AZ - 0612,
MN - 047-999-395, NY - 11742, WI - 998093910, NV - TN000032011-1,
TX - T104704245-11-3, OK - 9915, PA - 68-02979, IA Lab #364, EPA - TN002

Accreditation is only applicable to the test methods specified on each scope of accreditation held by ESC Lab Sciences.

This report may not be reproduced, except in full, without written approval from ESC Lab Sciences. Where applicable, sampling conducted by ESC is performed per guidance provided in laboratory standard operating procedures: 060302, 060303, and 060304.



12065 Lebanon Rd.
 Mt. Juliet, TN 37122
 (615) 758-5858
 1-800-767-5859
 Fax (615) 758-5859

Tax I.D. 62-0814289

Est. 1970

REPORT OF ANALYSIS

Chris Kramer (SLR)
 Jeld-Wen
 1800 Blankenship Road, Suite 440
 West Linn, OR 97068

July 14, 2015

Date Received : July 07, 2015
 Description : Nord Door Project - Everett, WA
 Sample ID : GP-707-GW
 Collected By : A. Meugniot
 Collection Date : 07/06/15 09:42

ESC Sample # : L775229-02
 Site ID : EVERETT, WA
 Project # : 108.00228.00048

Parameter	Result	MDL	RDL	Units	Qualifier	Method	Date	Dil.
Gasoline Range Organics-NWTPH	U	32.	100	ug/l		NWTPHGX	07/14/15	1
Surrogate Recovery								
a,a,a-Trifluorotoluene(FID)	94.2			% Rec.		NWTPHGX	07/14/15	1
Volatile Organics								
Benzene	U	0.090	0.50	ug/l		8260C	07/12/15	1
Toluene	U	0.10	0.50	ug/l		8260C	07/12/15	1
Ethylbenzene	U	0.16	0.50	ug/l		8260C	07/12/15	1
Xylenes, Total	U	0.32	1.5	ug/l		8260C	07/12/15	1
Naphthalene	U	0.17	0.50	ug/l		8260C	07/12/15	1
1,2,4-Trimethylbenzene	U	0.12	0.50	ug/l		8260C	07/12/15	1
Surrogate Recovery								
Toluene-d8	101.			% Rec.		8260C	07/12/15	1
Dibromofluoromethane	88.6			% Rec.		8260C	07/12/15	1
4-Bromofluorobenzene	93.0			% Rec.		8260C	07/12/15	1
Diesel Range Organics (DRO)	260	33.	100	ug/l		NWTPHDX	07/09/15	1
Residual Range Organics (RRO)	U	82.	250	ug/l		NWTPHDX	07/09/15	1
Surrogate Recovery								
o-Terphenyl	115.			% Rec.		NWTPHDX	07/09/15	1
Polynuclear Aromatic Hydrocarbons								
Benzo(a)anthracene	0.26	0.16	2.0	ug/l	J	8270C-S	07/10/15	40
Benzo(a)pyrene	U	0.023	0.10	ug/l		8270C-S	07/10/15	2
Benzo(b)fluoranthene	U	0.0042	0.10	ug/l		8270C-S	07/10/15	2
Benzo(k)fluoranthene	U	0.027	0.10	ug/l		8270C-S	07/10/15	2
Chrysene	U	0.43	2.0	ug/l		8270C-S	07/10/15	40
Dibenz(a,h)anthracene	U	0.0079	0.10	ug/l		8270C-S	07/10/15	2
Indeno(1,2,3-cd)pyrene	U	0.030	0.10	ug/l		8270C-S	07/10/15	2
Surrogate Recovery								
Nitrobenzene-d5	105.			% Rec.		8270C-S	07/10/15	2
2-Fluorobiphenyl	73.2			% Rec.		8270C-S	07/10/15	2
p-Terphenyl-d14	114.			% Rec.	J7	8270C-S	07/10/15	40

U = ND (Not Detected)

RDL = Reported Detection Limit = LOQ = PQL = EQL = TRRP MQL

MDL = Minimum Detection Limit = LOD = TRRP SDL

Note:

The reported analytical results relate only to the sample submitted.

This report shall not be reproduced, except in full, without the written approval from ESC.

Reported: 07/14/15 17:01 Printed: 07/14/15 17:01

Attachment A
List of Analytes with QC Qualifiers

Sample Number	Work Group	Sample Type	Analyte	Run ID	Qualifier
L775229-02	WG801427	SAMP	Benzo(a)anthracene	R3048923	J
	WG801427	SAMP	p-Terphenyl-d14	R3048923	J7

Attachment B
Explanation of QC Qualifier Codes

Qualifier	Meaning
J	(EPA) - Estimated value below the lowest calibration point. Confidence correlates with concentration.
J7	Surrogate recovery cannot be used for control limit evaluation due to dilution.

Qualifier Report Information

ESC utilizes sample and result qualifiers as set forth by the EPA Contract Laboratory Program and as required by most certifying bodies including NELAC. In addition to the EPA qualifiers adopted by ESC, we have implemented ESC qualifiers to provide more information pertaining to our analytical results. Each qualifier is designated in the qualifier explanation as either EPA or ESC. Data qualifiers are intended to provide the ESC client with more detailed information concerning the potential bias of reported data. Because of the wide range of constituents and variety of matrices incorporated by most EPA methods, it is common for some compounds to fall outside of established ranges. These exceptions are evaluated and all reported data is valid and useable "unless qualified as 'R' (Rejected)."

Definitions

- Accuracy - The relationship of the observed value of a known sample to the true value of a known sample. Represented by percent recovery and relevant to samples such as: control samples, matrix spike recoveries, surrogate recoveries, etc.
- Precision - The agreement between a set of samples or between duplicate samples. Relates to how close together the results are and is represented by Relative Percent Difference.
- Surrogate - Organic compounds that are similar in chemical composition, extraction, and chromatography to analytes of interest. The surrogates are used to determine the probable response of the group of analytes that are chemically related to the surrogate compound. Surrogates are added to the sample and carried through all stages of preparation and analyses.
- TIC - Tentatively Identified Compound: Compounds detected in samples that are not target compounds, internal standards, system monitoring compounds, or surrogates.



YOUR LAB OF CHOICE

Jeld-Wen
Chris Kramer (SLR)
1800 Blankenship Road, Suite 440

West Linn, OR 97068

Quality Assurance Report
Level II

L775229

12065 Lebanon Rd.
Mt. Juliet, TN 37122
(615) 758-5858
1-800-767-5859
Fax (615) 758-5859

Tax I.D. 62-0814289

Est. 1970

July 14, 2015

Analyte	Result	Laboratory Blank		Limit	Batch	Date Analyzed
		Units	% Rec			
Diesel Range Organics (DRO)	< .1	mg/l			WG801086	07/09/15 12:29
Residual Range Organics (RRO)	< .25	mg/l			WG801086	07/09/15 12:29
o-Terphenyl		% Rec.	111.0	50-150	WG801086	07/09/15 12:29
Benzo(a)anthracene	< .00005	mg/l			WG801427	07/10/15 01:07
Benzo(a)pyrene	< .00005	mg/l			WG801427	07/10/15 01:07
Benzo(b)fluoranthene	< .00005	mg/l			WG801427	07/10/15 01:07
Benzo(k)fluoranthene	< .00005	mg/l			WG801427	07/10/15 01:07
Chrysene	< .00005	mg/l			WG801427	07/10/15 01:07
Dibenz(a,h)anthracene	< .00005	mg/l			WG801427	07/10/15 01:07
Indeno(1,2,3-cd)pyrene	< .00005	mg/l			WG801427	07/10/15 01:07
2-Fluorobiphenyl		% Rec.	85.00	57.7-153	WG801427	07/10/15 01:07
Nitrobenzene-d5		% Rec.	93.80	45.1-170	WG801427	07/10/15 01:07
p-Terphenyl-d14		% Rec.	83.10	53.2-156	WG801427	07/10/15 01:07
1,2,4-Trimethylbenzene	< .0005	mg/l			WG801804	07/12/15 10:15
Benzene	< .0005	mg/l			WG801804	07/12/15 10:15
Ethylbenzene	< .0005	mg/l			WG801804	07/12/15 10:15
Naphthalene	< .0005	mg/l			WG801804	07/12/15 10:15
Toluene	< .0005	mg/l			WG801804	07/12/15 10:15
Xylenes, Total	< .0015	mg/l			WG801804	07/12/15 10:15
4-Bromofluorobenzene		% Rec.	94.40	71-126	WG801804	07/12/15 10:15
Dibromofluoromethane		% Rec.	90.30	78.3-121	WG801804	07/12/15 10:15
Toluene-d8		% Rec.	103.0	88.5-111	WG801804	07/12/15 10:15
Gasoline Range Organics-NWTPH	< .1	mg/l			WG802291	07/14/15 14:14
a,a,a-Trifluorotoluene(FID)		% Rec.	94.30	62-128	WG802291	07/14/15 14:14

Analyte	Units	Laboratory Control Sample		% Rec	Limit	Batch
		Known Val	Result			
Diesel Range Organics (DRO)	mg/l	.75	0.848	113.	50-150	WG801086
Residual Range Organics (RRO)	mg/l	.75	0.804	107.	50-150	WG801086
o-Terphenyl				113.0	50-150	WG801086
Benzo(a)anthracene	mg/l	.002	0.00162	81.0	63.1-147	WG801427
Benzo(a)pyrene	mg/l	.002	0.00180	90.1	62.2-150	WG801427
Benzo(b)fluoranthene	mg/l	.002	0.00184	91.9	58.4-148	WG801427
Benzo(k)fluoranthene	mg/l	.002	0.00154	76.9	60.5-154	WG801427
Chrysene	mg/l	.002	0.00169	84.4	64.8-155	WG801427
Dibenz(a,h)anthracene	mg/l	.002	0.00143	71.3	53.5-153	WG801427
Indeno(1,2,3-cd)pyrene	mg/l	.002	0.00153	76.6	57-155	WG801427
2-Fluorobiphenyl				87.20	57.7-153	WG801427
Nitrobenzene-d5				103.0	45.1-170	WG801427
p-Terphenyl-d14				80.70	53.2-156	WG801427
1,2,4-Trimethylbenzene	mg/l	.025	0.0248	99.3	75-123	WG801804
Benzene	mg/l	.025	0.0253	101.	74.8-121	WG801804
Ethylbenzene	mg/l	.025	0.0256	102.	78.8-122	WG801804
Naphthalene	mg/l	.025	0.0182	72.9	68.4-128	WG801804
Toluene	mg/l	.025	0.0266	106.	79.7-116	WG801804
Xylenes, Total	mg/l	.075	0.0772	103.	78.7-121	WG801804
4-Bromofluorobenzene				93.20	71-126	WG801804
Dibromofluoromethane				89.20	78.3-121	WG801804

* Performance of this Analyte is outside of established criteria.
For additional information, please see Attachment A 'List of Analytes with QC Qualifiers.'



YOUR LAB OF CHOICE

Jeld-Wen
Chris Kramer (SLR)
1800 Blankenship Road, Suite 440
West Linn, OR 97068

Quality Assurance Report
Level II
L775229

12065 Lebanon Rd.
Mt. Juliet, TN 37122
(615) 758-5858
1-800-767-5859
Fax (615) 758-5859

Tax I.D. 62-0814289

Est. 1970

July 14, 2015

Analyte	Units	Laboratory Control		Sample Result	% Rec	Limit	Batch
		Known Val					
Toluene-d8					103.0	88.5-111	
Gasoline Range Organics-NWTPH	mg/l	5.5		5.33	96.8	66-123	WG802291
a,a,a-Trifluorotoluene(FID)					103.0	62-128	WG802291

Analyte	Units	Laboratory Control		Sample Duplicate %Rec	Limit	RPD	Limit	Batch
		Result	Ref					
Diesel Range Organics (DRO)	mg/l	0.881	0.848	117.	50-150	3.81	20	WG801086
Residual Range Organics (RRO)	mg/l	0.837	0.804	112.	50-150	4.06	20	WG801086
o-Terphenyl				110.0	50-150			WG801086
Benzo(a)anthracene	mg/l	0.00163	0.00162	82.0	63.1-147	0.690	20	WG801427
Benzo(a)pyrene	mg/l	0.00185	0.00180	92.0	62.2-150	2.60	20	WG801427
Benzo(b)fluoranthene	mg/l	0.00173	0.00184	86.0	58.4-148	6.01	20	WG801427
Benzo(k)fluoranthene	mg/l	0.00174	0.00154	87.0	60.5-154	12.5	20	WG801427
Chrysene	mg/l	0.00171	0.00169	86.0	64.8-155	1.33	20	WG801427
Dibenz(a,h)anthracene	mg/l	0.00152	0.00143	76.0	53.5-153	6.33	20	WG801427
Indeno(1,2,3-cd)pyrene	mg/l	0.00161	0.00153	80.0	57-155	4.99	20	WG801427
2-Fluorobiphenyl				86.00	57.7-153			WG801427
Nitrobenzene-d5				93.70	45.1-170			WG801427
p-Terphenyl-d14				81.30	53.2-156			WG801427
1,2,4-Trimethylbenzene	mg/l	0.0239	0.0248	96.0	75-123	3.76	20	WG801804
Benzene	mg/l	0.0250	0.0253	100.	74.8-121	1.08	20	WG801804
Ethylbenzene	mg/l	0.0257	0.0256	103.	78.8-122	0.590	20	WG801804
Naphthalene	mg/l	0.0173	0.0182	69.0	68.4-128	5.12	20	WG801804
Toluene	mg/l	0.0253	0.0266	101.	79.7-116	5.07	20	WG801804
Xylenes, Total	mg/l	0.0765	0.0772	102.	78.7-121	0.940	20	WG801804
4-Bromofluorobenzene				94.10	71-126			WG801804
Dibromofluoromethane				90.70	78.3-121			WG801804
Toluene-d8				102.0	88.5-111			WG801804
Gasoline Range Organics-NWTPH	mg/l	5.33	5.33	97.0	66-123	0.0700	20	WG802291
a,a,a-Trifluorotoluene(FID)				103.0	62-128			WG802291

Analyte	Units	MS Res	Matrix Spike		TV	% Rec	Limit	Ref Samp	Batch
			Ref Res						
1,2,4-Trimethylbenzene	mg/l	0.0181	0.0	.025	72.0	57.4-137	L774969-06	WG801804	
Benzene	mg/l	0.0184	0.0	.025	74.0	54.3-133	L774969-06	WG801804	
Ethylbenzene	mg/l	0.0188	0.0	.025	75.0	61.4-133	L774969-06	WG801804	
Naphthalene	mg/l	0.0147	0.0	.025	59.0	58-135	L774969-06	WG801804	
Toluene	mg/l	0.0189	0.0	.025	76.0	61.4-130	L774969-06	WG801804	
Xylenes, Total	mg/l	0.0561	0.0	.075	75.0	63.3-131	L774969-06	WG801804	
4-Bromofluorobenzene					96.90	71-126		WG801804	
Dibromofluoromethane					90.70	78.3-121		WG801804	
Toluene-d8					102.0	88.5-111		WG801804	

Analyte	Units	MSD	Matrix Spike Duplicate		Limit	RPD	Limit	Ref Samp	Batch
			Ref	%Rec					
1,2,4-Trimethylbenzene	mg/l	0.0222	0.0181	88.8	57.4-137	20.4*	20	L774969-06	WG801804
Benzene	mg/l	0.0227	0.0184	90.7	54.3-133	20.8*	20	L774969-06	WG801804
Ethylbenzene	mg/l	0.0237	0.0188	94.9	61.4-133	23.5*	20	L774969-06	WG801804
Naphthalene	mg/l	0.0172	0.0147	68.7	58-135	15.8	25.5	L774969-06	WG801804
Toluene	mg/l	0.0234	0.0189	93.6	61.4-130	21.4*	20	L774969-06	WG801804

* Performance of this Analyte is outside of established criteria.
For additional information, please see Attachment A 'List of Analytes with QC Qualifiers.'



YOUR LAB OF CHOICE

Jeld-Wen
Chris Kramer (SLR)
1800 Blankenship Road, Suite 440
West Linn, OR 97068

Quality Assurance Report
Level II
L775229

12065 Lebanon Rd.
Mt. Juliet, TN 37122
(615) 758-5858
1-800-767-5859
Fax (615) 758-5859

Tax I.D. 62-0814289

Est. 1970

July 14, 2015

Analyte	Units	MSD	Matrix Spike Duplicate		Limit	RPD	Limit	Ref	Samp	Batch
			Ref	%Rec						
Xylenes, Total	mg/l	0.0710	0.0561	94.6	63.3-131	23.5*	20	L774969-06		WG801804
4-Bromofluorobenzene				101.0	71-126					WG801804
Dibromofluoromethane				89.80	78.3-121					WG801804
Toluene-d8				103.0	88.5-111					WG801804

Batch number /Run number / Sample number cross reference

WG801086: R3048605: L775229-02
WG801427: R3048803 R3048923: L775229-02
WG801804: R3049282: L775229-02
WG802291: R3049742: L775229-02

* * Calculations are performed prior to rounding of reported values.
* Performance of this Analyte is outside of established criteria.
For additional information, please see Attachment A 'List of Analytes with QC Qualifiers.'



YOUR LAB OF CHOICE

Jeld-Wen
Chris Kramer (SLR)
1800 Blankenship Road, Suite 440

West Linn, OR 97068

Quality Assurance Report
Level II

L775229

12065 Lebanon Rd.
Mt. Juliet, TN 37122
(615) 758-5858
1-800-767-5859
Fax (615) 758-5859

Tax I.D. 62-0814289

Est. 1970

July 14, 2015

The data package includes a summary of the analytic results of the quality control samples required by the SW-846 or CWA methods. The quality control samples include a method blank, a laboratory control sample, and the matrix spike/matrix spike duplicate analysis. If a target parameter is outside the method limits, every sample that is effected is flagged with the appropriate qualifier in Appendix B of the analytic report.

Method Blank - an aliquot of reagent water carried through the entire analytic process. The method blank results indicate if any possible contamination exposure during the sample handling, digestion or extraction process, and analysis. Concentrations of target analytes above the reporting limit in the method blank are qualified with the "B" qualifier.

Laboratory Control Sample - is a sample of known concentration that is carried through the digestion/extraction and analysis process. The percent recovery, expressed as a percentage of the theoretical concentration, has statistical control limits indicating that the analytic process is "in control". If a target analyte is outside the control limits for the laboratory control sample or any other control sample, the parameter is flagged with a "J4" qualifier for all effected samples.

Matrix Spike and Matrix Spike Duplicate - is two aliquots of an environmental sample that is spiked with known concentrations of target analytes. The percent recovery of the target analytes also has statistical control limits. If any recoveries that are outside the method control limits, the sample that was selected for matrix spike/matrix spike duplicate analysis is flagged with either a "J5" or a "J6". The relative percent difference (%RPD) between the matrix spike and the matrix spike duplicate recoveries is all calculated. If the RPD is above the method limit, the effected samples are flagged with a "J3" qualifier.



12065 Lebanon Rd.
Mt. Juliet, TN 37122
(615) 758-5858
1-800-767-5859
Fax (615) 758-5859

Tax I.D. 62-0814289

Est. 1970

Chris Kramer (SLR)
Jeld-Wen
1800 Blankenship Road, Suite 440
West Linn, OR 97068

Report Summary

Monday July 20, 2015

Report Number: L775677


Samples Received: 07/08/15

Client Project: 108.00228.00048

Description: Nord Door Project - Everett, WA

The analytical results in this report are based upon information supplied by you, the client, and are for your exclusive use. If you have any questions regarding this data package, please do not hesitate to call.

Entire Report Reviewed By:


Jared Willis, ESC Representative

Laboratory Certification Numbers

A2LA - 1461-01, AIHA - 100789, AL - 40660, CA - 01157CA, CT - PH-0197,
FL - E87487, GA - 923, IN - C-IN-01, KY - 90010, KYUST - 0016,
NC - ENV375/DW21704/BIO041, ND - R-140, NJ - TN002, NJ NELAP - TN002,
SC - 84004, TN - 2006, VA - 460132, WV - 233, AZ - 0612,
MN - 047-999-395, NY - 11742, WI - 998093910, NV - TN000032011-1,
TX - T104704245-11-3, OK - 9915, PA - 68-02979, IA Lab #364, EPA - TN002

Accreditation is only applicable to the test methods specified on each scope of accreditation held by ESC Lab Sciences.

This report may not be reproduced, except in full, without written approval from ESC Lab Sciences. Where applicable, sampling conducted by ESC is performed per guidance provided in laboratory standard operating procedures: 060302, 060303, and 060304.



12065 Lebanon Rd.
 Mt. Juliet, TN 37122
 (615) 758-5858
 1-800-767-5859
 Fax (615) 758-5859

Tax I.D. 62-0814289

Est. 1970

REPORT OF ANALYSIS

Chris Kramer (SLR)
 Jeld-Wen
 1800 Blankenship Road, Suite 440
 West Linn, OR 97068

July 20, 2015

Date Received : July 08, 2015
 Description : Nord Door Project - Everett, WA
 Sample ID : GP-709-5
 Collected By : PL/AM
 Collection Date : 07/07/15 10:05

ESC Sample # : L775677-01
 Site ID : EVERETT, WA
 Project # : 108.00228.00048

Parameter	Dry Result	MDL	RDL	Units	Qualifier	Method	Date	Dil.
Total Solids	79.4	0.0333		%		2540 G-2	07/11/15	1
Gasoline Range Organics-NWTPH	6.9	0.034	0.12	mg/kg		NWTPHGX	07/15/15	1
Surrogate Recovery a,a,a-Trifluorotoluene(FID)	85.4			% Rec.		NWTPHGX	07/15/15	1
Volatile Organics								
Benzene	0.0023	0.00027	0.0012	mg/kg		8260C	07/12/15	1
Toluene	0.010	0.00043	0.0063	mg/kg		8260C	07/12/15	1
Ethylbenzene	0.053	0.00030	0.0012	mg/kg		8260C	07/12/15	1
Xylenes, Total	0.20	0.00070	0.0038	mg/kg		8260C	07/12/15	1
Naphthalene	1500	54.	340	mg/kg		8260C	07/16/15	54000
1,2,4-Trimethylbenzene	2.9	1.1	6.8	mg/kg	J	8260C	07/15/15	5400
Surrogate Recovery								
Toluene-d8	96.3			% Rec.		8260C	07/12/15	1
Dibromofluoromethane	126.			% Rec.	J1	8260C	07/12/15	1
4-Bromofluorobenzene	41.2			% Rec.	J2	8260C	07/12/15	1
Diesel Range Organics (DRO)								
Residual Range Organics (RRO)	12000	130	500	mg/kg		NWTPHDX	07/15/15	100
Surrogate Recovery	7000	330	1200	mg/kg		NWTPHDX	07/15/15	100
o-Terphenyl	0.00			% Rec.	J7	NWTPHDX	07/15/15	100
Polynuclear Aromatic Hydrocarbons								
Benzo(a)anthracene	430	0.30	3.8	mg/kg		8270D-SI	07/19/15	500
Benzo(a)pyrene	230	0.30	3.8	mg/kg		8270D-SI	07/19/15	500
Benzo(b)fluoranthene	330	0.30	3.8	mg/kg		8270D-SI	07/19/15	500
Benzo(k)fluoranthene	87.	0.30	3.8	mg/kg		8270D-SI	07/19/15	500
Chrysene	980	0.30	3.8	mg/kg		8270D-SI	07/19/15	500
Dibenz(a,h)anthracene	42.	0.30	3.8	mg/kg		8270D-SI	07/19/15	500
Indeno(1,2,3-cd)pyrene	94.	0.30	3.8	mg/kg		8270D-SI	07/19/15	500
Surrogate Recovery								
Nitrobenzene-d5	18.2			% Rec.	J7	8270D-SI	07/19/15	500
2-Fluorobiphenyl	170.			% Rec.	J7	8270D-SI	07/19/15	500
p-Terphenyl-d14	211.			% Rec.	J7	8270D-SI	07/19/15	500

Results listed are dry weight basis.

U = ND (Not Detected)

MDL = Minimum Detection Limit = LOD = TRRP SDL

RDL = Reported Detection Limit = LOQ = PQL = EQL = TRRP MQL

Note:

This report shall not be reproduced, except in full, without the written approval from ESC.

The reported analytical results relate only to the sample submitted

Reported: 07/20/15 17:05 Printed: 07/20/15 17:16



12065 Lebanon Rd.
 Mt. Juliet, TN 37122
 (615) 758-5858
 1-800-767-5859
 Fax (615) 758-5859

Tax I.D. 62-0814289

Est. 1970

REPORT OF ANALYSIS

Chris Kramer (SLR)
 Jeld-Wen
 1800 Blankenship Road, Suite 440
 West Linn, OR 97068

July 20, 2015

Date Received : July 08, 2015
 Description : Nord Door Project - Everett, WA
 Sample ID : GP-709-42
 Collected By : PL/AM
 Collection Date : 07/07/15 10:25

ESC Sample # : L775677-02
 Site ID : EVERETT, WA
 Project # : 108.00228.00048

Parameter	Dry Result	MDL	RDL	Units	Qualifier	Method	Date	Dil.
Total Solids	78.2	0.0333		%		2540 G-2	07/11/15	1
Gasoline Range Organics-NWTPH	32.	0.85	3.2	mg/kg		NWTPHGX	07/17/15	25
Surrogate Recovery								
a,a,a-Trifluorotoluene(FID)	88.2			% Rec.		NWTPHGX	07/17/15	1
Volatile Organics								
Benzene	0.82	0.0071	0.034	mg/kg		8260C	07/12/15	26.25
Toluene	4.3	0.011	0.17	mg/kg		8260C	07/12/15	26.25
Ethylbenzene	4.5	0.0078	0.034	mg/kg		8260C	07/12/15	26.25
Xylenes, Total	11.	0.018	0.10	mg/kg		8260C	07/12/15	26.25
Naphthalene	4100	26.	170	mg/kg		8260C	07/15/15	26250
1,2,4-Trimethylbenzene	13.	5.5	34.	mg/kg	J	8260C	07/15/15	26250
Surrogate Recovery								
Toluene-d8	103.			% Rec.		8260C	07/12/15	1
Dibromofluoromethane	102.			% Rec.		8260C	07/12/15	1
4-Bromofluorobenzene	74.4			% Rec.		8260C	07/12/15	1
Diesel Range Organics (DRO)								
Residual Range Organics (RRO)	5400	66.	260	mg/kg		NWTPHDX	07/15/15	50
Surrogate Recovery	2000	160	640	mg/kg		NWTPHDX	07/15/15	50
o-Terphenyl	0.00			% Rec.	J7	NWTPHDX	07/15/15	50
Polynuclear Aromatic Hydrocarbons								
Benzo(a)anthracene	180	0.30	3.8	mg/kg		8270D-SI	07/19/15	500
Benzo(a)pyrene	110	0.30	3.8	mg/kg		8270D-SI	07/19/15	500
Benzo(b)fluoranthene	140	0.30	3.8	mg/kg		8270D-SI	07/19/15	500
Benzo(k)fluoranthene	41.	0.30	3.8	mg/kg		8270D-SI	07/19/15	500
Chrysene	130	0.30	3.8	mg/kg		8270D-SI	07/19/15	500
Dibenz(a,h)anthracene	15.	0.30	3.8	mg/kg		8270D-SI	07/19/15	500
Indeno(1,2,3-cd)pyrene	38.	0.30	3.8	mg/kg		8270D-SI	07/19/15	500
Surrogate Recovery								
Nitrobenzene-d5	422.			% Rec.	J7	8270D-SI	07/19/15	500
2-Fluorobiphenyl	171.			% Rec.	J7	8270D-SI	07/19/15	500
p-Terphenyl-d14	491.			% Rec.	J7	8270D-SI	07/19/15	500

Results listed are dry weight basis.

U = ND (Not Detected)

MDL = Minimum Detection Limit = LOD = TRRP SDL

RDL = Reported Detection Limit = LOQ = PQL = EQL = TRRP MQL

Note:

This report shall not be reproduced, except in full, without the written approval from ESC.

The reported analytical results relate only to the sample submitted

Reported: 07/20/15 17:05 Printed: 07/20/15 17:16



12065 Lebanon Rd.
 Mt. Juliet, TN 37122
 (615) 758-5858
 1-800-767-5859
 Fax (615) 758-5859

Tax I.D. 62-0814289

Est. 1970

REPORT OF ANALYSIS

Chris Kramer (SLR)
 Jeld-Wen
 1800 Blankenship Road, Suite 440
 West Linn, OR 97068

July 20, 2015

Date Received : July 08, 2015
 Description : Nord Door Project - Everett, WA
 Sample ID : GP-712-5
 Collected By : PL/AM
 Collection Date : 07/07/15 14:10

ESC Sample # : L775677-03

Site ID : EVERETT, WA

Project # : 108.00228.00048

Parameter	Dry Result	MDL	RDL	Units	Qualifier	Method	Date	Dil.
Total Solids	71.2	0.0333		%		2540 G-2	07/11/15	1
Gasoline Range Organics-NWTPH	6.0	0.85	3.5	mg/kg		NWTPHGX	07/17/15	25
Surrogate Recovery								
a,a,a-Trifluorotoluene(FID)	87.5			% Rec.		NWTPHGX	07/17/15	1
Volatile Organics								
Benzene	0.0062	0.00027	0.0014	mg/kg		8260C	07/12/15	1
Toluene	0.0055	0.00043	0.0070	mg/kg	J	8260C	07/12/15	1
Ethylbenzene	0.050	0.00030	0.0014	mg/kg		8260C	07/12/15	1
Xylenes, Total	0.098	0.00070	0.0042	mg/kg		8260C	07/12/15	1
Naphthalene	110	1.4	9.6	mg/kg		8260C	07/15/15	1360
1,2,4-Trimethylbenzene	U	0.29	1.9	mg/kg		8260C	07/15/15	1360
Surrogate Recovery								
Toluene-d8	96.9			% Rec.		8260C	07/12/15	1
Dibromofluoromethane	119.			% Rec.		8260C	07/12/15	1
4-Bromofluorobenzene	58.1			% Rec.	J2	8260C	07/12/15	1
Diesel Range Organics (DRO)								
Residual Range Organics (RRO)	170	1.3	5.6	mg/kg		NWTPHDX	07/15/15	1
Surrogate Recovery	91.	3.3	14.	mg/kg		NWTPHDX	07/15/15	1
o-Terphenyl	94.2			% Rec.		NWTPHDX	07/15/15	1
Polynuclear Aromatic Hydrocarbons								
Benzo(a)anthracene	9.4	0.060	0.84	mg/kg		8270D-SI	07/19/15	100
Benzo(a)pyrene	5.3	0.060	0.84	mg/kg		8270D-SI	07/19/15	100
Benzo(b)fluoranthene	6.7	0.060	0.84	mg/kg		8270D-SI	07/19/15	100
Benzo(k)fluoranthene	2.8	0.060	0.84	mg/kg		8270D-SI	07/19/15	100
Chrysene	5.9	0.060	0.84	mg/kg		8270D-SI	07/19/15	100
Dibenz(a,h)anthracene	0.59	0.060	0.84	mg/kg	J	8270D-SI	07/19/15	100
Indeno(1,2,3-cd)pyrene	2.2	0.060	0.84	mg/kg		8270D-SI	07/19/15	100
Surrogate Recovery								
Nitrobenzene-d5	145.			% Rec.	J7	8270D-SI	07/19/15	100
2-Fluorobiphenyl	131.			% Rec.	J7	8270D-SI	07/19/15	100
p-Terphenyl-d14	121.			% Rec.	J7	8270D-SI	07/19/15	100

Results listed are dry weight basis.

U = ND (Not Detected)

MDL = Minimum Detection Limit = LOD = TRRP SDL

RDL = Reported Detection Limit = LOQ = PQL = EQL = TRRP MQL

Note:

This report shall not be reproduced, except in full, without the written approval from ESC.

The reported analytical results relate only to the sample submitted

Reported: 07/20/15 17:05 Printed: 07/20/15 17:16



12065 Lebanon Rd.
 Mt. Juliet, TN 37122
 (615) 758-5858
 1-800-767-5859
 Fax (615) 758-5859

Tax I.D. 62-0814289

Est. 1970

REPORT OF ANALYSIS

Chris Kramer (SLR)
 Jeld-Wen
 1800 Blankenship Road, Suite 440
 West Linn, OR 97068

July 20, 2015

Date Received : July 08, 2015
 Description : Nord Door Project - Everett, WA
 Sample ID : GP-712-8
 Collected By : PL/AM
 Collection Date : 07/07/15 14:20

ESC Sample # : L775677-04

Site ID : EVERETT, WA

Project # : 108.00228.00048

Parameter	Dry Result	MDL	RDL	Units	Qualifier	Method	Date	Dil.
Total Solids	83.2	0.0333		%		2540 G-2	07/11/15	1
Gasoline Range Organics-NWTPH	11.	0.034	0.12	mg/kg		NWTPHGX	07/16/15	1
Surrogate Recovery								
a,a,a-Trifluorotoluene(FID)	97.2			% Rec.		NWTPHGX	07/16/15	1
Volatile Organics								
Benzene	0.0012	0.00027	0.0012	mg/kg	J	8260C	07/14/15	1
Toluene	0.0014	0.00043	0.0060	mg/kg	J	8260C	07/14/15	1
Ethylbenzene	0.0030	0.00030	0.0012	mg/kg		8260C	07/14/15	1
Xylenes, Total	0.0066	0.00070	0.0036	mg/kg		8260C	07/14/15	1
Naphthalene	9.8	0.40	2.4	mg/kg		8260C	07/17/15	400
1,2,4-Trimethylbenzene	0.0042	0.00021	0.0012	mg/kg		8260C	07/14/15	1
Surrogate Recovery								
Toluene-d8	102.			% Rec.		8260C	07/14/15	1
Dibromofluoromethane	97.1			% Rec.		8260C	07/14/15	1
4-Bromofluorobenzene	102.			% Rec.		8260C	07/14/15	1
Diesel Range Organics (DRO)								
Residual Range Organics (RRO)	310	6.6	24.	mg/kg		NWTPHDX	07/15/15	5
Surrogate Recovery	160	16.	60.	mg/kg		NWTPHDX	07/15/15	5
o-Terphenyl	80.5			% Rec.		NWTPHDX	07/15/15	5
Polynuclear Aromatic Hydrocarbons								
Benzo(a)anthracene	6.1	0.060	0.72	mg/kg		8270D-SI	07/19/15	100
Benzo(a)pyrene	3.4	0.060	0.72	mg/kg		8270D-SI	07/19/15	100
Benzo(b)fluoranthene	6.2	0.060	0.72	mg/kg		8270D-SI	07/19/15	100
Benzo(k)fluoranthene	5.2	0.060	0.72	mg/kg		8270D-SI	07/19/15	100
Chrysene	4.2	0.060	0.72	mg/kg		8270D-SI	07/19/15	100
Dibenz(a,h)anthracene	0.35	0.060	0.72	mg/kg	J	8270D-SI	07/19/15	100
Indeno(1,2,3-cd)pyrene	1.2	0.060	0.72	mg/kg		8270D-SI	07/19/15	100
Surrogate Recovery								
Nitrobenzene-d5	146.			% Rec.	J7	8270D-SI	07/19/15	100
2-Fluorobiphenyl	131.			% Rec.	J7	8270D-SI	07/19/15	100
p-Terphenyl-d14	115.			% Rec.	J7	8270D-SI	07/19/15	100

Results listed are dry weight basis.

U = ND (Not Detected)

MDL = Minimum Detection Limit = LOD = TRRP SDL

RDL = Reported Detection Limit = LOQ = PQL = EQL = TRRP MQL

Note:

This report shall not be reproduced, except in full, without the written approval from ESC.

The reported analytical results relate only to the sample submitted

Reported: 07/20/15 17:05 Printed: 07/20/15 17:16

Attachment A
List of Analytes with QC Qualifiers

Sample Number	Work Group	Sample Type	Analyte	Run ID	Qualifier	
L775677-01	WG801490	SAMP	o-Terphenyl	R3050292	J7	
	WG802610	SAMP	1,2,4-Trimethylbenzene	R3050037	J	
	WG801191	SAMP	Dibromofluoromethane	R3049652	J1	
	WG801191	SAMP	4-Bromofluorobenzene	R3049652	J2	
	WG801502	SAMP	Nitrobenzene-d5	R3051060	J7	
	WG801502	SAMP	2-Fluorobiphenyl	R3051060	J7	
	WG801502	SAMP	p-Terphenyl-d14	R3051060	J7	
L775677-02	WG801490	SAMP	o-Terphenyl	R3050292	J7	
	WG802610	SAMP	1,2,4-Trimethylbenzene	R3050037	J	
	WG801502	SAMP	Nitrobenzene-d5	R3051060	J7	
	WG801502	SAMP	2-Fluorobiphenyl	R3051060	J7	
	WG801502	SAMP	p-Terphenyl-d14	R3051060	J7	
	L775677-03	WG801191	SAMP	Toluene	R3049652	J
		WG801191	SAMP	4-Bromofluorobenzene	R3049652	J2
WG801502		SAMP	Dibenz(a,h)anthracene	R3051060	J	
WG801502		SAMP	Nitrobenzene-d5	R3051060	J7	
WG801502		SAMP	2-Fluorobiphenyl	R3051060	J7	
WG801502		SAMP	p-Terphenyl-d14	R3051060	J7	
L775677-04		WG801530	SAMP	Benzene	R3049997	J
	WG801530	SAMP	Toluene	R3049997	J	
	WG801502	SAMP	Dibenz(a,h)anthracene	R3051060	J	
	WG801502	SAMP	Nitrobenzene-d5	R3051060	J7	
	WG801502	SAMP	2-Fluorobiphenyl	R3051060	J7	
	WG801502	SAMP	p-Terphenyl-d14	R3051060	J7	

Attachment B
Explanation of QC Qualifier Codes

Qualifier	Meaning
J	(EPA) - Estimated value below the lowest calibration point. Confidence correlates with concentration.
J1	Surrogate recovery limits have been exceeded; values are outside upper control limits
J2	Surrogate recovery limits have been exceeded; values are outside lower control limits
J7	Surrogate recovery cannot be used for control limit evaluation due to dilution.

Qualifier Report Information

ESC utilizes sample and result qualifiers as set forth by the EPA Contract Laboratory Program and as required by most certifying bodies including NELAC. In addition to the EPA qualifiers adopted by ESC, we have implemented ESC qualifiers to provide more information pertaining to our analytical results. Each qualifier is designated in the qualifier explanation as either EPA or ESC. Data qualifiers are intended to provide the ESC client with more detailed information concerning the potential bias of reported data. Because of the wide range of constituents and variety of matrices incorporated by most EPA methods, it is common for some compounds to fall outside of established ranges. These exceptions are evaluated and all reported data is valid and useable "unless qualified as 'R' (Rejected)."

Definitions

- Accuracy - The relationship of the observed value of a known sample to the true value of a known sample. Represented by percent recovery and relevant to samples such as: control samples, matrix spike recoveries, surrogate recoveries, etc.
- Precision - The agreement between a set of samples or between duplicate samples. Relates to how close together the results are and is represented by Relative Percent Difference.
- Surrogate - Organic compounds that are similar in chemical composition, extraction, and chromatography to analytes of interest. The surrogates are used to determine the probable response of the group of analytes that are chemically related to the surrogate compound. Surrogates are added to the sample and carried through all stages of preparation and analyses.
- TIC - Tentatively Identified Compound: Compounds detected in samples that are not target compounds, internal standards, system monitoring compounds, or surrogates.



YOUR LAB OF CHOICE

Jeld-Wen
Chris Kramer (SLR)
1800 Blankenship Road, Suite 440

West Linn, OR 97068

Quality Assurance Report
Level II

L775677

12065 Lebanon Rd.
Mt. Juliet, TN 37122
(615) 758-5858
1-800-767-5859
Fax (615) 758-5859

Tax I.D. 62-0814289

Est. 1970

July 20, 2015

Analyte	Result	Laboratory Blank		Limit	Batch	Date Analyzed
		Units	% Rec			
Total Solids	< .1	%			WG801464	07/11/15 07:51
1-Methylnaphthalene	< .02	mg/kg			WG801502	07/11/15 04:06
2-Chloronaphthalene	< .02	mg/kg			WG801502	07/11/15 04:06
2-Methylnaphthalene	< .02	mg/kg			WG801502	07/11/15 04:06
Acenaphthene	< .006	mg/kg			WG801502	07/11/15 04:06
Acenaphthylene	< .006	mg/kg			WG801502	07/11/15 04:06
Anthracene	< .006	mg/kg			WG801502	07/11/15 04:06
Benzo(a)anthracene	< .006	mg/kg			WG801502	07/11/15 04:06
Benzo(a)pyrene	< .006	mg/kg			WG801502	07/11/15 04:06
Benzo(b)fluoranthene	< .006	mg/kg			WG801502	07/11/15 04:06
Benzo(g,h,i)perylene	< .006	mg/kg			WG801502	07/11/15 04:06
Benzo(k)fluoranthene	< .006	mg/kg			WG801502	07/11/15 04:06
Chrysene	< .006	mg/kg			WG801502	07/11/15 04:06
Dibenz(a,h)anthracene	< .006	mg/kg			WG801502	07/11/15 04:06
Fluoranthene	< .006	mg/kg			WG801502	07/11/15 04:06
Fluorene	< .006	mg/kg			WG801502	07/11/15 04:06
Indeno(1,2,3-cd)pyrene	< .006	mg/kg			WG801502	07/11/15 04:06
Naphthalene	< .02	mg/kg			WG801502	07/11/15 04:06
Phenanthrene	< .006	mg/kg			WG801502	07/11/15 04:06
Pyrene	< .006	mg/kg			WG801502	07/11/15 04:06
2-Fluorobiphenyl		% Rec.	86.60	40.6-122	WG801502	07/11/15 04:06
Nitrobenzene-d5		% Rec.	82.30	22.1-146	WG801502	07/11/15 04:06
p-Terphenyl-d14		% Rec.	92.00	32.2-131	WG801502	07/11/15 04:06
Benzene	< .001	mg/kg			WG801191	07/12/15 09:28
Ethylbenzene	< .001	mg/kg			WG801191	07/12/15 09:28
Toluene	< .005	mg/kg			WG801191	07/12/15 09:28
Xylenes, Total	< .003	mg/kg			WG801191	07/12/15 09:28
4-Bromofluorobenzene		% Rec.	95.60	69.7-129	WG801191	07/12/15 09:28
Dibromofluoromethane		% Rec.	109.0	76.3-123	WG801191	07/12/15 09:28
Toluene-d8		% Rec.	104.0	88.7-115	WG801191	07/12/15 09:28
1,2,4-Trimethylbenzene	< .001	mg/kg			WG801530	07/14/15 14:27
Benzene	< .001	mg/kg			WG801530	07/14/15 14:27
Ethylbenzene	< .001	mg/kg			WG801530	07/14/15 14:27
Toluene	< .005	mg/kg			WG801530	07/14/15 14:27
Xylenes, Total	< .003	mg/kg			WG801530	07/14/15 14:27
4-Bromofluorobenzene		% Rec.	104.0	69.7-129	WG801530	07/14/15 14:27
Dibromofluoromethane		% Rec.	93.90	76.3-123	WG801530	07/14/15 14:27
Toluene-d8		% Rec.	102.0	88.7-115	WG801530	07/14/15 14:27
1,2,4-Trimethylbenzene	< .001	mg/kg			WG802610	07/15/15 13:48
Naphthalene	< .005	mg/kg			WG802610	07/15/15 13:48
4-Bromofluorobenzene		% Rec.	106.0	69.7-129	WG802610	07/15/15 13:48
Dibromofluoromethane		% Rec.	93.70	76.3-123	WG802610	07/15/15 13:48
Toluene-d8		% Rec.	107.0	88.7-115	WG802610	07/15/15 13:48
Diesel Range Organics (DRO)	< 4	mg/kg			WG801490	07/15/15 14:46
Residual Range Organics (RRO)	< 10	mg/kg			WG801490	07/15/15 14:46
o-Terphenyl		% Rec.	95.00	50-150	WG801490	07/15/15 14:46
Naphthalene	< .005	mg/kg			WG803002	07/16/15 16:16

* Performance of this Analyte is outside of established criteria.

For additional information, please see Attachment A 'List of Analytes with QC Qualifiers.'



YOUR LAB OF CHOICE

Jeld-Wen
Chris Kramer (SLR)
1800 Blankenship Road, Suite 440

West Linn, OR 97068

Quality Assurance Report
Level II

L775677

12065 Lebanon Rd.
Mt. Juliet, TN 37122
(615) 758-5858
1-800-767-5859
Fax (615) 758-5859

Tax I.D. 62-0814289

Est. 1970

July 20, 2015

Analyte	Result	Laboratory Blank		Limit	Batch	Date Analyzed
		Units	% Rec			
4-Bromofluorobenzene		% Rec.	91.40	69.7-129		07/16/15 16:16
Dibromofluoromethane		% Rec.	105.0	76.3-123		07/16/15 16:16
Toluene-d8		% Rec.	107.0	88.7-115		07/16/15 16:16
Gasoline Range Organics-NWTPH	< .1	mg/kg			WG802807	07/17/15 05:15
a,a,a-Trifluorotoluene(FID)		% Rec.	86.30	59-128	WG802807	07/17/15 05:15
Gasoline Range Organics-NWTPH	< .1	mg/kg			WG802656	07/15/15 21:04
a,a,a-Trifluorotoluene(FID)		% Rec.	101.0	59-128	WG802656	07/15/15 21:04
Naphthalene	< .005	mg/kg			WG803212	07/17/15 05:46
4-Bromofluorobenzene		% Rec.	91.70	69.7-129	WG803212	07/17/15 05:46
Dibromofluoromethane		% Rec.	102.0	76.3-123	WG803212	07/17/15 05:46
Toluene-d8		% Rec.	99.90	88.7-115	WG803212	07/17/15 05:46

Analyte	Units	Result	Duplicate		RPD	Limit	Ref Samp	Batch
			Duplicate					
Total Solids	%	70.7	71.2		0.708	5	L775677-03	WG801464

Analyte	Units	Laboratory Control Sample		% Rec	Limit	Batch
		Known Val	Result			
Total Solids	%	50	50.0	99.9	85-115	WG801464
1-Methylnaphthalene	mg/kg	.08	0.0809	101.	50.6-122	WG801502
2-Chloronaphthalene	mg/kg	.08	0.0720	90.0	53.9-121	WG801502
2-Methylnaphthalene	mg/kg	.08	0.0772	96.5	50.4-120	WG801502
Acenaphthene	mg/kg	.08	0.0725	90.7	52.4-120	WG801502
Acenaphthylene	mg/kg	.08	0.0736	92.0	49.6-120	WG801502
Anthracene	mg/kg	.08	0.0776	97.0	50.3-130	WG801502
Benzo(a)anthracene	mg/kg	.08	0.0764	95.5	46.7-125	WG801502
Benzo(a)pyrene	mg/kg	.08	0.0756	94.5	42.3-119	WG801502
Benzo(b)fluoranthene	mg/kg	.08	0.0813	102.	43.6-124	WG801502
Benzo(g,h,i)perylene	mg/kg	.08	0.0715	89.4	45.1-132	WG801502
Benzo(k)fluoranthene	mg/kg	.08	0.0785	98.2	46.1-131	WG801502
Chrysene	mg/kg	.08	0.0744	93.0	49.5-131	WG801502
Dibenz(a,h)anthracene	mg/kg	.08	0.0726	90.7	44.8-133	WG801502
Fluoranthene	mg/kg	.08	0.0749	93.7	49.3-128	WG801502
Fluorene	mg/kg	.08	0.0750	93.8	50.6-121	WG801502
Indeno(1,2,3-cd)pyrene	mg/kg	.08	0.0727	90.8	46.1-135	WG801502
Naphthalene	mg/kg	.08	0.0719	89.9	49.6-115	WG801502
Phenanthrene	mg/kg	.08	0.0749	93.6	48.8-121	WG801502
Pyrene	mg/kg	.08	0.0879	110.	44.7-130	WG801502
2-Fluorobiphenyl				87.50	40.6-122	WG801502
Nitrobenzene-d5				81.10	22.1-146	WG801502
p-Terphenyl-d14				90.60	32.2-131	WG801502
Benzene	mg/kg	.025	0.0230	92.1	72.6-120	WG801191
Ethylbenzene	mg/kg	.025	0.0203	81.1	78.6-124	WG801191
Toluene	mg/kg	.025	0.0218	87.3	76.7-116	WG801191
Xylenes, Total	mg/kg	.075	0.0603	80.4	78.1-123	WG801191
4-Bromofluorobenzene				93.70	69.7-129	WG801191
Dibromofluoromethane				107.0	76.3-123	WG801191
Toluene-d8				105.0	88.7-115	WG801191

* Performance of this Analyte is outside of established criteria.
For additional information, please see Attachment A 'List of Analytes with QC Qualifiers.'



YOUR LAB OF CHOICE

Jeld-Wen
Chris Kramer (SLR)
1800 Blankenship Road, Suite 440
West Linn, OR 97068

Quality Assurance Report
Level II
L775677

12065 Lebanon Rd.
Mt. Juliet, TN 37122
(615) 758-5858
1-800-767-5859
Fax (615) 758-5859

Tax I.D. 62-0814289

Est. 1970

July 20, 2015

Analyte	Units	Laboratory Control Sample		% Rec	Limit	Batch
		Known Val	Result			
1,2,4-Trimethylbenzene	mg/kg	.025	0.0291	116.	77.1-124	WG801530
Benzene	mg/kg	.025	0.0271	109.	72.6-120	WG801530
Ethylbenzene	mg/kg	.025	0.0282	113.	78.6-124	WG801530
Toluene	mg/kg	.025	0.0269	107.	76.7-116	WG801530
Xylenes, Total	mg/kg	.075	0.0849	113.	78.1-123	WG801530
4-Bromofluorobenzene				103.0	69.7-129	WG801530
Dibromofluoromethane				99.00	76.3-123	WG801530
Toluene-d8				102.0	88.7-115	WG801530
1,2,4-Trimethylbenzene	mg/kg	.025	0.0294	118.	77.1-124	WG802610
Naphthalene	mg/kg	.025	0.0270	108.	69.9-132	WG802610
4-Bromofluorobenzene				110.0	69.7-129	WG802610
Dibromofluoromethane				97.20	76.3-123	WG802610
Toluene-d8				107.0	88.7-115	WG802610
Diesel Range Organics (DRO)	mg/kg	30	22.4	74.7	50-150	WG801490
Residual Range Organics (RRO)	mg/kg	30	19.1	63.8	50-150	WG801490
o-Terphenyl				68.80	50-150	WG801490
Naphthalene	mg/kg	.025	0.0270	108.	69.9-132	WG803002
4-Bromofluorobenzene				92.20	69.7-129	WG803002
Dibromofluoromethane				104.0	76.3-123	WG803002
Toluene-d8				107.0	88.7-115	WG803002
Gasoline Range Organics-NWTPH	mg/kg	5.5	5.47	99.5	62.2-127	WG802807
a,a,a-Trifluorotoluene(FID)				123.0	59-128	WG802807
Gasoline Range Organics-NWTPH	mg/kg	5.5	5.22	95.0	62.2-127	WG802656
a,a,a-Trifluorotoluene(FID)				98.50	59-128	WG802656
Naphthalene	mg/kg	.025	0.0246	98.4	69.9-132	WG803212
4-Bromofluorobenzene				96.00	69.7-129	WG803212
Dibromofluoromethane				95.30	76.3-123	WG803212
Toluene-d8				100.0	88.7-115	WG803212

Analyte	Units	Laboratory Control Sample Duplicate			Limit	RPD	Limit	Batch
		Result	Ref	%Rec				
1-Methylnaphthalene	mg/kg	0.0795	0.0809	99.0	50.6-122	1.79	20	WG801502
2-Chloronaphthalene	mg/kg	0.0709	0.0720	88.0	53.9-121	1.57	20	WG801502
2-Methylnaphthalene	mg/kg	0.0758	0.0772	95.0	50.4-120	1.81	20	WG801502
Acenaphthene	mg/kg	0.0715	0.0725	89.0	52.4-120	1.43	20	WG801502
Acenaphthylene	mg/kg	0.0725	0.0736	91.0	49.6-120	1.46	20	WG801502
Anthracene	mg/kg	0.0758	0.0776	95.0	50.3-130	2.42	20	WG801502
Benzo(a)anthracene	mg/kg	0.0752	0.0764	94.0	46.7-125	1.58	20	WG801502
Benzo(a)pyrene	mg/kg	0.0733	0.0756	92.0	42.3-119	3.10	20	WG801502
Benzo(b)fluoranthene	mg/kg	0.0762	0.0813	95.0	43.6-124	6.46	20	WG801502
Benzo(g,h,i)perylene	mg/kg	0.0739	0.0715	92.0	45.1-132	3.29	20	WG801502
Benzo(k)fluoranthene	mg/kg	0.0766	0.0785	96.0	46.1-131	2.45	20	WG801502
Chrysene	mg/kg	0.0745	0.0744	93.0	49.5-131	0.150	20	WG801502
Dibenz(a,h)anthracene	mg/kg	0.0758	0.0726	95.0	44.8-133	4.34	20	WG801502
Fluoranthene	mg/kg	0.0745	0.0749	93.0	49.3-128	0.650	20	WG801502

* Performance of this Analyte is outside of established criteria.

For additional information, please see Attachment A 'List of Analytes with QC Qualifiers.'



YOUR LAB OF CHOICE

Jeld-Wen
Chris Kramer (SLR)
1800 Blankenship Road, Suite 440

West Linn, OR 97068

Quality Assurance Report
Level II

L775677

12065 Lebanon Rd.
Mt. Juliet, TN 37122
(615) 758-5858
1-800-767-5859
Fax (615) 758-5859

Tax I.D. 62-0814289

Est. 1970

July 20, 2015

Analyte	Units	Laboratory Control Sample Duplicate			Limit	RPD	Limit	Batch
		Result	Ref	%Rec				
Fluorene	mg/kg	0.0742	0.0750	93.0	50.6-121	1.11	20	WG801502
Indeno(1,2,3-cd)pyrene	mg/kg	0.0761	0.0727	95.0	46.1-135	4.62	20	WG801502
Naphthalene	mg/kg	0.0707	0.0719	88.0	49.6-115	1.70	20	WG801502
Phenanthrene	mg/kg	0.0735	0.0749	92.0	48.8-121	1.89	20	WG801502
Pyrene	mg/kg	0.0885	0.0879	111.	44.7-130	0.780	20	WG801502
2-Fluorobiphenyl				85.50	40.6-122			WG801502
Nitrobenzene-d5				80.80	22.1-146			WG801502
p-Terphenyl-d14				90.60	32.2-131			WG801502
Benzene	mg/kg	0.0241	0.0230	96.0	72.6-120	4.70	20	WG801191
Ethylbenzene	mg/kg	0.0225	0.0203	90.0	78.6-124	10.4	20	WG801191
Toluene	mg/kg	0.0230	0.0218	92.0	76.7-116	5.50	20	WG801191
Xylenes, Total	mg/kg	0.0649	0.0603	86.0	78.1-123	7.33	20	WG801191
4-Bromofluorobenzene				95.80	69.7-129			WG801191
Dibromofluoromethane				105.0	76.3-123			WG801191
Toluene-d8				104.0	88.7-115			WG801191
1,2,4-Trimethylbenzene	mg/kg	0.0278	0.0291	111.	77.1-124	4.67	20	WG801530
Benzene	mg/kg	0.0251	0.0271	100.	72.6-120	7.88	20	WG801530
Ethylbenzene	mg/kg	0.0269	0.0282	108.	78.6-124	4.71	20	WG801530
Toluene	mg/kg	0.0256	0.0269	102.	76.7-116	4.94	20	WG801530
Xylenes, Total	mg/kg	0.0811	0.0849	108.	78.1-123	4.66	20	WG801530
4-Bromofluorobenzene				104.0	69.7-129			WG801530
Dibromofluoromethane				96.10	76.3-123			WG801530
Toluene-d8				103.0	88.7-115			WG801530
1,2,4-Trimethylbenzene	mg/kg	0.0270	0.0294	108.	77.1-124	8.47	20	WG802610
Naphthalene	mg/kg	0.0246	0.0270	98.0	69.9-132	9.31	20	WG802610
4-Bromofluorobenzene				102.0	69.7-129			WG802610
Dibromofluoromethane				96.70	76.3-123			WG802610
Toluene-d8				114.0	88.7-115			WG802610
Diesel Range Organics (DRO)	mg/kg	24.8	22.4	82.0	50-150	10.1	20	WG801490
Residual Range Organics (RRO)	mg/kg	21.8	19.1	73.0	50-150	13.1	20	WG801490
o-Terphenyl				72.90	50-150			WG801490
Naphthalene	mg/kg	0.0265	0.0270	106.	69.9-132	2.17	20	WG803002
4-Bromofluorobenzene				91.00	69.7-129			WG803002
Dibromofluoromethane				104.0	76.3-123			WG803002
Toluene-d8				107.0	88.7-115			WG803002
Gasoline Range Organics-NWTPH	mg/kg	5.61	5.47	102.	62.2-127	2.52	20	WG802807
a,a,a-Trifluorotoluene(FID)				111.0	59-128			WG802807
Gasoline Range Organics-NWTPH	mg/kg	5.73	5.22	104.	62.2-127	9.22	20	WG802656
a,a,a-Trifluorotoluene(FID)				98.40	59-128			WG802656
Naphthalene	mg/kg	0.0238	0.0246	95.0	69.9-132	3.29	20	WG803212
4-Bromofluorobenzene				93.80	69.7-129			WG803212
Dibromofluoromethane				94.30	76.3-123			WG803212
Toluene-d8				99.80	88.7-115			WG803212

* Performance of this Analyte is outside of established criteria.

For additional information, please see Attachment A 'List of Analytes with QC Qualifiers.'



YOUR LAB OF CHOICE

Jeld-Wen
Chris Kramer (SLR)
1800 Blankenship Road, Suite 440

West Linn, OR 97068

Quality Assurance Report
Level II

L775677

12065 Lebanon Rd.
Mt. Juliet, TN 37122
(615) 758-5858
1-800-767-5859
Fax (615) 758-5859

Tax I.D. 62-0814289

Est. 1970

July 20, 2015

Analyte	Units	MS Res	Matrix Spike		% Rec	Limit	Ref Samp	Batch
			Ref Res	TV				
1-Methylnaphthalene	mg/kg	0.0777	0.00119	.08	96.0	28.4-137	L775223-03	WG801502
2-Chloronaphthalene	mg/kg	0.0692	0.000105	.08	86.0	38.6-126	L775223-03	WG801502
2-Methylnaphthalene	mg/kg	0.0782	0.00236	.08	95.0	26.6-137	L775223-03	WG801502
Acenaphthene	mg/kg	0.0688	0.000228	.08	86.0	31.9-130	L775223-03	WG801502
Acenaphthylene	mg/kg	0.0699	0.000303	.08	87.0	33.7-129	L775223-03	WG801502
Anthracene	mg/kg	0.0717	0.000484	.08	89.0	26.5-141	L775223-03	WG801502
Benzo(a)anthracene	mg/kg	0.0753	0.00219	.08	91.0	18.3-136	L775223-03	WG801502
Benzo(a)pyrene	mg/kg	0.0746	0.00189	.08	91.0	16.9-135	L775223-03	WG801502
Benzo(b)fluoranthene	mg/kg	0.0755	0.00220	.08	92.0	10-134	L775223-03	WG801502
Benzo(g,h,i)perylene	mg/kg	0.0726	0.00167	.08	89.0	14.1-140	L775223-03	WG801502
Benzo(k)fluoranthene	mg/kg	0.0700	0.000422	.08	87.0	18.2-138	L775223-03	WG801502
Chrysene	mg/kg	0.0796	0.00416	.08	94.0	17.1-145	L775223-03	WG801502
Dibenz(a,h)anthracene	mg/kg	0.0724	0.000536	.08	90.0	18.5-138	L775223-03	WG801502
Fluoranthene	mg/kg	0.0762	0.00297	.08	92.0	15.4-144	L775223-03	WG801502
Fluorene	mg/kg	0.0710	0.000438	.08	88.0	23.5-136	L775223-03	WG801502
Indeno(1,2,3-cd)pyrene	mg/kg	0.0723	0.000949	.08	89.0	14.5-142	L775223-03	WG801502
Naphthalene	mg/kg	0.0720	0.00169	.08	88.0	29.2-128	L775223-03	WG801502
Phenanthrene	mg/kg	0.0950	0.00885	.08	110.	20.1-134	L775223-03	WG801502
Pyrene	mg/kg	0.0948	0.00579	.08	110.	11-148	L775223-03	WG801502
2-Fluorobiphenyl					71.10	40.6-122		WG801502
Nitrobenzene-d5					77.40	22.1-146		WG801502
p-Terphenyl-d14					70.20	32.2-131		WG801502
Benzene	mg/kg	0.129	0.0	.025	100.	47.8-131	L775300-01	WG801191
Ethylbenzene	mg/kg	0.117	0.0	.025	94.0	44.8-135	L775300-01	WG801191
Toluene	mg/kg	0.121	0.000317	.025	96.0	47.8-127	L775300-01	WG801191
Xylenes, Total	mg/kg	0.346	0.0	.075	92.0	42.7-135	L775300-01	WG801191
4-Bromofluorobenzene					96.20	69.7-129		WG801191
Dibromofluoromethane					108.0	76.3-123		WG801191
Toluene-d8					103.0	88.7-115		WG801191
Diesel Range Organics (DRO)	mg/kg	22.0	1.60	30	68.0	50-150	L775656-01	WG801490
Residual Range Organics (RRO)	mg/kg	24.4	4.26	30	67.0	50-150	L775656-01	WG801490
o-Terphenyl					58.10	50-150		WG801490
Gasoline Range Organics-NWTPH	mg/kg	14.7	0.163	5.5	53.0	20.5-134	L775496-01	WG802807
a,a,a-Trifluorotoluene(FID)					103.0	59-128		WG802807
Gasoline Range Organics-NWTPH	mg/kg	24.9	0.0	5.5	90.0	20.5-134	L775534-18	WG802656
a,a,a-Trifluorotoluene(FID)					96.20	59-128		WG802656

Analyte	Units	MSD	Matrix Spike Duplicate		Limit	RPD	Limit	Ref Samp	Batch
			Ref	%Rec					
1-Methylnaphthalene	mg/kg	0.0787	0.0777	96.9	28.4-137	1.34	20	L775223-03	WG801502
2-Chloronaphthalene	mg/kg	0.0728	0.0692	91.0	38.6-126	5.05	20	L775223-03	WG801502
2-Methylnaphthalene	mg/kg	0.0761	0.0782	92.1	26.6-137	2.79	20	L775223-03	WG801502
Acenaphthene	mg/kg	0.0718	0.0688	89.4	31.9-130	4.27	20	L775223-03	WG801502
Acenaphthylene	mg/kg	0.0729	0.0699	91.1	33.7-129	4.23	20	L775223-03	WG801502
Anthracene	mg/kg	0.0755	0.0717	93.7	26.5-141	5.06	21.2	L775223-03	WG801502
Benzo(a)anthracene	mg/kg	0.0744	0.0753	90.2	18.3-136	1.19	24.6	L775223-03	WG801502
Benzo(a)pyrene	mg/kg	0.0739	0.0746	90.1	16.9-135	0.890	25.2	L775223-03	WG801502
Benzo(b)fluoranthene	mg/kg	0.0756	0.0755	91.8	10-134	0.170	30.9	L775223-03	WG801502
Benzo(g,h,i)perylene	mg/kg	0.0705	0.0726	86.0	14.1-140	2.90	25.5	L775223-03	WG801502
Benzo(k)fluoranthene	mg/kg	0.0706	0.0700	87.7	18.2-138	0.850	25.6	L775223-03	WG801502

* Performance of this Analyte is outside of established criteria.

For additional information, please see Attachment A 'List of Analytes with QC Qualifiers.'



YOUR LAB OF CHOICE

Jeld-Wen
Chris Kramer (SLR)
1800 Blankenship Road, Suite 440

West Linn, OR 97068

Quality Assurance Report
Level II

L775677

12065 Lebanon Rd.
Mt. Juliet, TN 37122
(615) 758-5858
1-800-767-5859
Fax (615) 758-5859

Tax I.D. 62-0814289

Est. 1970

July 20, 2015

Analyte	Units	MSD	Matrix Spike Duplicate		Limit	RPD	Limit	Ref Samp	Batch
			Ref	%Rec					
Chrysene	mg/kg	0.0750	0.0796	88.6	17.1-145	5.86	24.2	L775223-03	WG801502
Dibenz(a,h)anthracene	mg/kg	0.0706	0.0724	87.6	18.5-138	2.48	24.3	L775223-03	WG801502
Fluoranthene	mg/kg	0.0818	0.0762	98.5	15.4-144	7.09	27.1	L775223-03	WG801502
Fluorene	mg/kg	0.0723	0.0710	89.9	23.5-136	1.81	20	L775223-03	WG801502
Indeno(1,2,3-cd)pyrene	mg/kg	0.0711	0.0723	87.7	14.5-142	1.68	25.8	L775223-03	WG801502
Naphthalene	mg/kg	0.0722	0.0720	88.2	29.2-128	0.290	20	L775223-03	WG801502
Phenanthrene	mg/kg	0.0798	0.0950	88.7	20.1-134	17.4	23.6	L775223-03	WG801502
Pyrene	mg/kg	0.0919	0.0948	108.	11-148	3.19	26.1	L775223-03	WG801502
2-Fluorobiphenyl				75.90	40.6-122				WG801502
Nitrobenzene-d5				81.60	22.1-146				WG801502
p-Terphenyl-d14				75.00	32.2-131				WG801502
Benzene	mg/kg	0.118	0.129	94.3	47.8-131	8.86	22.8	L775300-01	WG801191
Ethylbenzene	mg/kg	0.107	0.117	85.5	44.8-135	9.41	26.9	L775300-01	WG801191
Toluene	mg/kg	0.112	0.121	89.4	47.8-127	7.40	24.3	L775300-01	WG801191
Xylenes, Total	mg/kg	0.313	0.346	83.4	42.7-135	10.2	26.6	L775300-01	WG801191
4-Bromofluorobenzene				95.40	69.7-129				WG801191
Dibromofluoromethane				108.0	76.3-123				WG801191
Toluene-d8				105.0	88.7-115				WG801191
Diesel Range Organics (DRO)	mg/kg	20.1	22.0	61.6	50-150	9.02	20	L775656-01	WG801490
Residual Range Organics (RRO)	mg/kg	21.5	24.4	57.5	50-150	12.5	20	L775656-01	WG801490
o-Terphenyl				50.50	50-150				WG801490
Gasoline Range Organics-NWTPH	mg/kg	4.28	14.7	15.0*	20.5-134	110.*	23.8	L775496-01	WG802807
a,a,a-Trifluorotoluene(FID)				95.40	59-128				WG802807
Gasoline Range Organics-NWTPH	mg/kg	23.1	24.9	84.1	20.5-134	7.30	23.8	L775534-18	WG802656
a,a,a-Trifluorotoluene(FID)				96.90	59-128				WG802656

Batch number /Run number / Sample number cross reference

WG801464: R3048968: L775677-01 02 03 04
 WG801502: R3049200 R3049685 R3051060 R3051175: L775677-01 02 03 04
 WG801191: R3049652: L775677-01 02 03
 WG801530: R3049997: L775677-04
 WG802610: R3050037: L775677-01 02 03
 WG801490: R3050292 R3050442: L775677-01 02 03 04
 WG803002: R3050562: L775677-01
 WG802807: R3050689: L775677-02 03
 WG802656: R3050749: L775677-01 04
 WG803212: R3050792: L775677-04

* * Calculations are performed prior to rounding of reported values.
 * Performance of this Analyte is outside of established criteria.
 For additional information, please see Attachment A 'List of Analytes with QC Qualifiers.'



YOUR LAB OF CHOICE

Jeld-Wen
Chris Kramer (SLR)
1800 Blankenship Road, Suite 440

West Linn, OR 97068

Quality Assurance Report
Level II

L775677

12065 Lebanon Rd.
Mt. Juliet, TN 37122
(615) 758-5858
1-800-767-5859
Fax (615) 758-5859

Tax I.D. 62-0814289

Est. 1970

July 20, 2015

The data package includes a summary of the analytic results of the quality control samples required by the SW-846 or CWA methods. The quality control samples include a method blank, a laboratory control sample, and the matrix spike/matrix spike duplicate analysis. If a target parameter is outside the method limits, every sample that is effected is flagged with the appropriate qualifier in Appendix B of the analytic report.

Method Blank - an aliquot of reagent water carried through the entire analytic process. The method blank results indicate if any possible contamination exposure during the sample handling, digestion or extraction process, and analysis. Concentrations of target analytes above the reporting limit in the method blank are qualified with the "B" qualifier.

Laboratory Control Sample - is a sample of known concentration that is carried through the digestion/extraction and analysis process. The percent recovery, expressed as a percentage of the theoretical concentration, has statistical control limits indicating that the analytic process is "in control". If a target analyte is outside the control limits for the laboratory control sample or any other control sample, the parameter is flagged with a "J4" qualifier for all effected samples.

Matrix Spike and Matrix Spike Duplicate - is two aliquots of an environmental sample that is spiked with known concentrations of target analytes. The percent recovery of the target analytes also has statistical control limits. If any recoveries that are outside the method control limits, the sample that was selected for matrix spike/matrix spike duplicate analysis is flagged with either a "J5" or a "J6". The relative percent difference (%RPD) between the matrix spike and the matrix spike duplicate recoveries is all calculated. If the RPD is above the method limit, the effected samples are flagged with a "J3" qualifier.



12065 Lebanon Rd.
Mt. Juliet, TN 37122
(615) 758-5858
1-800-767-5859
Fax (615) 758-5859

Tax I.D. 62-0814289

Est. 1970

Chris Kramer (SLR)
Jeld-Wen
1800 Blankenship Road, Suite 440
West Linn, OR 97068

Report Summary

Friday July 17, 2015

Report Number: L775684


Samples Received: 07/08/15

Client Project: 108.00228.00048

Description: Nord Door Project - Everett, WA

The analytical results in this report are based upon information supplied by you, the client, and are for your exclusive use. If you have any questions regarding this data package, please do not hesitate to call.

Entire Report Reviewed By:


Jared Willis, ESC Representative

Laboratory Certification Numbers

A2LA - 1461-01, AIHA - 100789, AL - 40660, CA - 01157CA, CT - PH-0197,
FL - E87487, GA - 923, IN - C-IN-01, KY - 90010, KYUST - 0016,
NC - ENV375/DW21704/BIO041, ND - R-140, NJ - TN002, NJ NELAP - TN002,
SC - 84004, TN - 2006, VA - 460132, WV - 233, AZ - 0612,
MN - 047-999-395, NY - 11742, WI - 998093910, NV - TN000032011-1,
TX - T104704245-11-3, OK - 9915, PA - 68-02979, IA Lab #364, EPA - TN002

Accreditation is only applicable to the test methods specified on each scope of accreditation held by ESC Lab Sciences.

This report may not be reproduced, except in full, without written approval from ESC Lab Sciences. Where applicable, sampling conducted by ESC is performed per guidance provided in laboratory standard operating procedures: 060302, 060303, and 060304.



12065 Lebanon Rd.
 Mt. Juliet, TN 37122
 (615) 758-5858
 1-800-767-5859
 Fax (615) 758-5859

Tax I.D. 62-0814289

Est. 1970

REPORT OF ANALYSIS

Chris Kramer (SLR)
 Jeld-Wen
 1800 Blankenship Road, Suite 440
 West Linn, OR 97068

July 17, 2015

Date Received : July 08, 2015
 Description : Nord Door Project - Everett, WA
 Sample ID : GP-712-GW
 Collected By : A. Meugniot
 Collection Date : 07/07/15 15:00

ESC Sample # : L775684-01
 Site ID : EVERETT, WA
 Project # : 108.00228.00048

Parameter	Result	MDL	RDL	Units	Qualifier	Method	Date	Dil.
Gasoline Range Organics-NWTPH	940	32.	100	ug/l		NWTPHGX	07/16/15	1
Surrogate Recovery								
a,a,a-Trifluorotoluene(FID)	106.			% Rec.		NWTPHGX	07/16/15	1
Volatile Organics								
Benzene	6.2	0.090	0.50	ug/l		8260C	07/12/15	1
Toluene	4.4	0.10	0.50	ug/l		8260C	07/12/15	1
Ethylbenzene	16.	0.16	0.50	ug/l		8260C	07/12/15	1
Xylenes, Total	26.	0.32	1.5	ug/l		8260C	07/12/15	1
Naphthalene	2100	17.	50.	ug/l	J4	8260C	07/15/15	100
1,2,4-Trimethylbenzene	16.	0.12	0.50	ug/l		8260C	07/12/15	1
Surrogate Recovery								
Toluene-d8	102.			% Rec.		8260C	07/12/15	1
Dibromofluoromethane	89.3			% Rec.		8260C	07/12/15	1
4-Bromofluorobenzene	92.3			% Rec.		8260C	07/12/15	1
Diesel Range Organics (DRO)	10000	160	500	ug/l		NWTPHDX	07/09/15	5
Residual Range Organics (RRO)	1900	410	1300	ug/l		NWTPHDX	07/09/15	5
Surrogate Recovery								
o-Terphenyl	105.			% Rec.		NWTPHDX	07/09/15	5
Polynuclear Aromatic Hydrocarbons								
Benzo(a)anthracene	9.2	0.0041	0.050	ug/l		8270C-S	07/11/15	1
Benzo(a)pyrene	7.5	0.012	0.050	ug/l		8270C-S	07/11/15	1
Benzo(b)fluoranthene	9.7	0.0021	0.050	ug/l		8270C-S	07/11/15	1
Benzo(k)fluoranthene	2.9	0.014	0.050	ug/l		8270C-S	07/11/15	1
Chrysene	7.1	0.011	0.050	ug/l		8270C-S	07/11/15	1
Dibenz(a,h)anthracene	1.5	0.0040	0.050	ug/l		8270C-S	07/11/15	1
Indeno(1,2,3-cd)pyrene	3.1	0.015	0.050	ug/l		8270C-S	07/11/15	1
Surrogate Recovery								
Nitrobenzene-d5	18.8			% Rec.	J2	8270C-S	07/11/15	1
2-Fluorobiphenyl	60.6			% Rec.		8270C-S	07/11/15	1
p-Terphenyl-d14	64.2			% Rec.		8270C-S	07/11/15	1

U = ND (Not Detected)
 RDL = Reported Detection Limit = LOQ = PQL = EQL = TRRP MQL
 MDL = Minimum Detection Limit = LOD = TRRP SDL

Note:
 The reported analytical results relate only to the sample submitted.
 This report shall not be reproduced, except in full, without the written approval from ESC.

Reported: 07/17/15 10:13 Printed: 07/17/15 10:14



12065 Lebanon Rd.
 Mt. Juliet, TN 37122
 (615) 758-5858
 1-800-767-5859
 Fax (615) 758-5859

Tax I.D. 62-0814289

Est. 1970

REPORT OF ANALYSIS

Chris Kramer (SLR)
 Jeld-Wen
 1800 Blankenship Road, Suite 440
 West Linn, OR 97068

July 17, 2015

Date Received : July 08, 2015
 Description : Nord Door Project - Everett, WA
 Sample ID : GP-709-GW
 Collected By : A. Meugniot
 Collection Date : 07/07/15 11:40

ESC Sample # : L775684-02
 Site ID : EVERETT, WA
 Project # : 108.00228.00048

Parameter	Result	MDL	RDL	Units	Qualifier	Method	Date	Dil.
Gasoline Range Organics-NWTPH	1800	32.	100	ug/l		NWTPHGX	07/16/15	1
Surrogate Recovery								
a,a,a-Trifluorotoluene(FID)	106.			% Rec.		NWTPHGX	07/16/15	1
Volatile Organics								
Benzene	14.	0.090	0.50	ug/l		8260C	07/12/15	1
Toluene	100	0.10	0.50	ug/l		8260C	07/12/15	1
Ethylbenzene	35.	0.16	0.50	ug/l		8260C	07/12/15	1
Xylenes, Total	81.	0.32	1.5	ug/l		8260C	07/12/15	1
Naphthalene	8400	35.	100	ug/l	J4	8260C	07/15/15	200
1,2,4-Trimethylbenzene	18.	0.12	0.50	ug/l		8260C	07/12/15	1
Surrogate Recovery								
Toluene-d8	109.			% Rec.		8260C	07/12/15	1
Dibromofluoromethane	88.7			% Rec.		8260C	07/12/15	1
4-Bromofluorobenzene	87.7			% Rec.		8260C	07/12/15	1
Diesel Range Organics (DRO)	32000	500	1500	ug/l		NWTPHDX	07/09/15	15
Residual Range Organics (RRO)	4900	1200	3800	ug/l		NWTPHDX	07/09/15	15
Surrogate Recovery								
o-Terphenyl	102.			% Rec.		NWTPHDX	07/09/15	15
Polynuclear Aromatic Hydrocarbons								
Benzo(a)anthracene	5.5	0.0041	0.050	ug/l		8270C-S	07/15/15	1
Benzo(a)pyrene	3.6	0.012	0.050	ug/l		8270C-S	07/15/15	1
Benzo(b)fluoranthene	5.2	0.0021	0.050	ug/l		8270C-S	07/15/15	1
Benzo(k)fluoranthene	1.8	0.014	0.050	ug/l		8270C-S	07/15/15	1
Chrysene	4.5	0.011	0.050	ug/l		8270C-S	07/15/15	1
Dibenz(a,h)anthracene	0.40	0.0040	0.050	ug/l		8270C-S	07/15/15	1
Indeno(1,2,3-cd)pyrene	0.93	0.015	0.050	ug/l		8270C-S	07/15/15	1
Surrogate Recovery								
Nitrobenzene-d5	21.1			% Rec.	J2	8270C-S	07/15/15	1
2-Fluorobiphenyl	8.96			% Rec.	J2	8270C-S	07/15/15	1
p-Terphenyl-d14	7.91			% Rec.	J2	8270C-S	07/15/15	1

U = ND (Not Detected)
 RDL = Reported Detection Limit = LOQ = PQL = EQL = TRRP MQL
 MDL = Minimum Detection Limit = LOD = TRRP SDL

Note:
 The reported analytical results relate only to the sample submitted.
 This report shall not be reproduced, except in full, without the written approval from ESC.

Reported: 07/17/15 10:13 Printed: 07/17/15 10:14



12065 Lebanon Rd.
 Mt. Juliet, TN 37122
 (615) 758-5858
 1-800-767-5859
 Fax (615) 758-5859

Tax I.D. 62-0814289

Est. 1970

REPORT OF ANALYSIS

Chris Kramer (SLR)
 Jeld-Wen
 1800 Blankenship Road, Suite 440
 West Linn, OR 97068

July 17, 2015

Date Received : July 08, 2015
 Description : Nord Door Project - Everett, WA
 Sample ID : TRIP BLANK
 Collected By : A. Meugniot
 Collection Date : 07/07/15 00:00

ESC Sample # : L775684-03
 Site ID : EVERETT, WA
 Project # : 108.00228.00048

Parameter	Result	MDL	RDL	Units	Qualifier	Method	Date	Dil.
Volatile Organics								
Benzene	U	0.090	0.50	ug/l		8260B	07/09/15	1
Toluene	U	0.10	0.50	ug/l		8260B	07/09/15	1
Ethylbenzene	U	0.16	0.50	ug/l		8260B	07/09/15	1
Xylenes, Total	U	0.32	1.5	ug/l		8260B	07/09/15	1
Naphthalene	U	0.17	0.50	ug/l		8260B	07/09/15	1
1,2,4-Trimethylbenzene	U	0.12	0.50	ug/l		8260B	07/09/15	1
Surrogate Recovery								
Toluene-d8	103.				% Rec.	8260B	07/09/15	1
Dibromofluoromethane	95.7				% Rec.	8260B	07/09/15	1
4-Bromofluorobenzene	103.				% Rec.	8260B	07/09/15	1

U = ND (Not Detected)
 RDL = Reported Detection Limit = LOQ = PQL = EQL = TRRP MQL
 MDL = Minimum Detection Limit = LOD = TRRP SDL

Note:
 The reported analytical results relate only to the sample submitted.
 This report shall not be reproduced, except in full, without the written approval from ESC.

Reported: 07/17/15 10:13 Printed: 07/17/15 10:14

Attachment A
List of Analytes with QC Qualifiers

Sample Number	Work Group	Sample Type	Analyte	Run ID	Qualifier
L775684-01	WG802594	SAMP	Naphthalene	R3050024	J4
	WG801498	SAMP	Nitrobenzene-d5	R3049112	J2
L775684-02	WG802594	SAMP	Naphthalene	R3050024	J4
	WG802359	SAMP	Nitrobenzene-d5	R3049843	J2
	WG802359	SAMP	2-Fluorobiphenyl	R3049843	J2
	WG802359	SAMP	p-Terphenyl-d14	R3049843	J2

Attachment B
Explanation of QC Qualifier Codes

Qualifier	Meaning
J2	Surrogate recovery limits have been exceeded; values are outside lower control limits
J4	The associated batch QC was outside the established quality control range for accuracy.

Qualifier Report Information

ESC utilizes sample and result qualifiers as set forth by the EPA Contract Laboratory Program and as required by most certifying bodies including NELAC. In addition to the EPA qualifiers adopted by ESC, we have implemented ESC qualifiers to provide more information pertaining to our analytical results. Each qualifier is designated in the qualifier explanation as either EPA or ESC. Data qualifiers are intended to provide the ESC client with more detailed information concerning the potential bias of reported data. Because of the wide range of constituents and variety of matrices incorporated by most EPA methods, it is common for some compounds to fall outside of established ranges. These exceptions are evaluated and all reported data is valid and useable "unless qualified as 'R' (Rejected)."

Definitions

- Accuracy - The relationship of the observed value of a known sample to the true value of a known sample. Represented by percent recovery and relevant to samples such as: control samples, matrix spike recoveries, surrogate recoveries, etc.
- Precision - The agreement between a set of samples or between duplicate samples. Relates to how close together the results are and is represented by Relative Percent Difference.
- Surrogate - Organic compounds that are similar in chemical composition, extraction, and chromatography to analytes of interest. The surrogates are used to determine the probable response of the group of analytes that are chemically related to the surrogate compound. Surrogates are added to the sample and carried through all stages of preparation and analyses.
- TIC - Tentatively Identified Compound: Compounds detected in samples that are not target compounds, internal standards, system monitoring compounds, or surrogates.



YOUR LAB OF CHOICE

Jeld-Wen
Chris Kramer (SLR)
1800 Blankenship Road, Suite 440

West Linn, OR 97068

Quality Assurance Report
Level II

L775684

12065 Lebanon Rd.
Mt. Juliet, TN 37122
(615) 758-5858
1-800-767-5859
Fax (615) 758-5859

Tax I.D. 62-0814289

Est. 1970

July 17, 2015

Analyte	Result	Laboratory Blank		Limit	Batch	Date Analyzed
		Units	% Rec			
Diesel Range Organics (DRO)	< .1	mg/l			WG801086	07/09/15 12:29
Residual Range Organics (RRO)	< .25	mg/l			WG801086	07/09/15 12:29
o-Terphenyl		% Rec.	111.0	50-150	WG801086	07/09/15 12:29
1,2,4-Trimethylbenzene	< .0005	mg/l			WG801181	07/09/15 16:28
Benzene	< .0005	mg/l			WG801181	07/09/15 16:28
Ethylbenzene	< .0005	mg/l			WG801181	07/09/15 16:28
Naphthalene	< .0005	mg/l			WG801181	07/09/15 16:28
Toluene	< .0005	mg/l			WG801181	07/09/15 16:28
Xylenes, Total	< .0015	mg/l			WG801181	07/09/15 16:28
4-Bromofluorobenzene		% Rec.	101.0	71-126	WG801181	07/09/15 16:28
Dibromofluoromethane		% Rec.	94.40	78.3-121	WG801181	07/09/15 16:28
Toluene-d8		% Rec.	104.0	88.5-111	WG801181	07/09/15 16:28
Benzo(a)anthracene	< .00005	mg/l			WG801498	07/11/15 06:11
Benzo(a)pyrene	< .00005	mg/l			WG801498	07/11/15 06:11
Benzo(b)fluoranthene	< .00005	mg/l			WG801498	07/11/15 06:11
Benzo(k)fluoranthene	< .00005	mg/l			WG801498	07/11/15 06:11
Chrysene	< .00005	mg/l			WG801498	07/11/15 06:11
Dibenz(a,h)anthracene	< .00005	mg/l			WG801498	07/11/15 06:11
Indeno(1,2,3-cd)pyrene	< .00005	mg/l			WG801498	07/11/15 06:11
2-Fluorobiphenyl		% Rec.	99.30	57.7-153	WG801498	07/11/15 06:11
Nitrobenzene-d5		% Rec.	113.0	45.1-170	WG801498	07/11/15 06:11
p-Terphenyl-d14		% Rec.	85.50	53.2-156	WG801498	07/11/15 06:11
1,2,4-Trimethylbenzene	< .0005	mg/l			WG801804	07/12/15 10:15
Benzene	< .0005	mg/l			WG801804	07/12/15 10:15
Ethylbenzene	< .0005	mg/l			WG801804	07/12/15 10:15
Toluene	< .0005	mg/l			WG801804	07/12/15 10:15
Xylenes, Total	< .0015	mg/l			WG801804	07/12/15 10:15
4-Bromofluorobenzene		% Rec.	94.40	71-126	WG801804	07/12/15 10:15
Dibromofluoromethane		% Rec.	90.30	78.3-121	WG801804	07/12/15 10:15
Toluene-d8		% Rec.	103.0	88.5-111	WG801804	07/12/15 10:15
Naphthalene	< .0005	mg/l			WG802594	07/15/15 11:17
4-Bromofluorobenzene		% Rec.	93.60	71-126	WG802594	07/15/15 11:17
Dibromofluoromethane		% Rec.	90.00	78.3-121	WG802594	07/15/15 11:17
Toluene-d8		% Rec.	102.0	88.5-111	WG802594	07/15/15 11:17
Benzo(a)anthracene	< .00005	mg/l			WG802359	07/15/15 00:25
Benzo(a)pyrene	< .00005	mg/l			WG802359	07/15/15 00:25
Benzo(b)fluoranthene	< .00005	mg/l			WG802359	07/15/15 00:25
Benzo(k)fluoranthene	< .00005	mg/l			WG802359	07/15/15 00:25
Chrysene	< .00005	mg/l			WG802359	07/15/15 00:25
Dibenz(a,h)anthracene	< .00005	mg/l			WG802359	07/15/15 00:25
Indeno(1,2,3-cd)pyrene	< .00005	mg/l			WG802359	07/15/15 00:25
2-Fluorobiphenyl		% Rec.	87.00	57.7-153	WG802359	07/15/15 00:25
Nitrobenzene-d5		% Rec.	99.80	45.1-170	WG802359	07/15/15 00:25
p-Terphenyl-d14		% Rec.	85.00	53.2-156	WG802359	07/15/15 00:25
Gasoline Range Organics-NWTPH	< .1	mg/l			WG802804	07/16/15 12:56
a,a,a-Trifluorotoluene(FID)		% Rec.	105.0	62-128	WG802804	07/16/15 12:56

* Performance of this Analyte is outside of established criteria.

For additional information, please see Attachment A 'List of Analytes with QC Qualifiers.'



YOUR LAB OF CHOICE

Jeld-Wen
 Chris Kramer (SLR)
 1800 Blankenship Road, Suite 440
 West Linn, OR 97068

Quality Assurance Report
 Level II
 L775684

12065 Lebanon Rd.
 Mt. Juliet, TN 37122
 (615) 758-5858
 1-800-767-5859
 Fax (615) 758-5859

Tax I.D. 62-0814289

Est. 1970

July 17, 2015

Analyte	Units	Laboratory Control Sample		% Rec	Limit	Batch
		Known Val	Result			
Diesel Range Organics (DRO)	mg/l	.75	0.848	113.	50-150	WG801086
Residual Range Organics (RRO)	mg/l	.75	0.804	107.	50-150	WG801086
o-Terphenyl				113.0	50-150	WG801086
1,2,4-Trimethylbenzene	mg/l	.025	0.0250	99.9	75-123	WG801181
Benzene	mg/l	.025	0.0238	95.4	74.8-121	WG801181
Ethylbenzene	mg/l	.025	0.0246	98.3	78.8-122	WG801181
Naphthalene	mg/l	.025	0.0289	116.	68.4-128	WG801181
Toluene	mg/l	.025	0.0233	93.4	79.7-116	WG801181
Xylenes, Total	mg/l	.075	0.0746	99.5	78.7-121	WG801181
4-Bromofluorobenzene				101.0	71-126	WG801181
Dibromofluoromethane				96.00	78.3-121	WG801181
Toluene-d8				104.0	88.5-111	WG801181
Benzo(a)anthracene	mg/l	.002	0.00185	92.7	63.1-147	WG801498
Benzo(a)pyrene	mg/l	.002	0.00198	99.2	62.2-150	WG801498
Benzo(b)fluoranthene	mg/l	.002	0.00174	87.2	58.4-148	WG801498
Benzo(k)fluoranthene	mg/l	.002	0.00211	105.	60.5-154	WG801498
Chrysene	mg/l	.002	0.00214	107.	64.8-155	WG801498
Dibenz(a,h)anthracene	mg/l	.002	0.00211	106.	53.5-153	WG801498
Indeno(1,2,3-cd)pyrene	mg/l	.002	0.00201	100.	57-155	WG801498
2-Fluorobiphenyl				101.0	57.7-153	WG801498
Nitrobenzene-d5				116.0	45.1-170	WG801498
p-Terphenyl-d14				87.60	53.2-156	WG801498
1,2,4-Trimethylbenzene	mg/l	.025	0.0248	99.3	75-123	WG801804
Benzene	mg/l	.025	0.0253	101.	74.8-121	WG801804
Ethylbenzene	mg/l	.025	0.0256	102.	78.8-122	WG801804
Toluene	mg/l	.025	0.0266	106.	79.7-116	WG801804
Xylenes, Total	mg/l	.075	0.0772	103.	78.7-121	WG801804
4-Bromofluorobenzene				93.20	71-126	WG801804
Dibromofluoromethane				89.20	78.3-121	WG801804
Toluene-d8				103.0	88.5-111	WG801804
Naphthalene	mg/l	.025	0.0160	63.9*	68.4-128	WG802594
4-Bromofluorobenzene				95.40	71-126	WG802594
Dibromofluoromethane				92.30	78.3-121	WG802594
Toluene-d8				103.0	88.5-111	WG802594
Benzo(a)anthracene	mg/l	.002	0.00158	78.9	63.1-147	WG802359
Benzo(a)pyrene	mg/l	.002	0.00169	84.5	62.2-150	WG802359
Benzo(b)fluoranthene	mg/l	.002	0.00163	81.6	58.4-148	WG802359
Benzo(k)fluoranthene	mg/l	.002	0.00154	76.8	60.5-154	WG802359
Chrysene	mg/l	.002	0.00165	82.3	64.8-155	WG802359
Dibenz(a,h)anthracene	mg/l	.002	0.00138	68.8	53.5-153	WG802359
Indeno(1,2,3-cd)pyrene	mg/l	.002	0.00141	70.3	57-155	WG802359
2-Fluorobiphenyl				89.40	57.7-153	WG802359
Nitrobenzene-d5				103.0	45.1-170	WG802359
p-Terphenyl-d14				79.40	53.2-156	WG802359
Gasoline Range Organics-NWTPH	mg/l	5.5	4.96	90.3	66-123	WG802804
a,a,a-Trifluorotoluene(FID)				105.0	62-128	WG802804

* Performance of this Analyte is outside of established criteria.
 For additional information, please see Attachment A 'List of Analytes with QC Qualifiers.'



YOUR LAB OF CHOICE

Jeld-Wen
Chris Kramer (SLR)
1800 Blankenship Road, Suite 440

West Linn, OR 97068

Quality Assurance Report
Level II

L775684

12065 Lebanon Rd.
Mt. Juliet, TN 37122
(615) 758-5858
1-800-767-5859
Fax (615) 758-5859

Tax I.D. 62-0814289

Est. 1970

July 17, 2015

Analyte	Units	Laboratory Control Sample Duplicate			Limit	RPD	Limit	Batch
		Result	Ref	%Rec				
Diesel Range Organics (DRO)	mg/l	0.881	0.848	117.	50-150	3.81	20	WG801086
Residual Range Organics (RRO)	mg/l	0.837	0.804	112.	50-150	4.06	20	WG801086
o-Terphenyl				110.0	50-150			WG801086
1,2,4-Trimethylbenzene	mg/l	0.0233	0.0250	93.0	75-123	7.09	20	WG801181
Benzene	mg/l	0.0220	0.0238	88.0	74.8-121	7.99	20	WG801181
Ethylbenzene	mg/l	0.0231	0.0246	92.0	78.8-122	6.12	20	WG801181
Naphthalene	mg/l	0.0265	0.0289	106.	68.4-128	8.81	20	WG801181
Toluene	mg/l	0.0219	0.0233	88.0	79.7-116	6.32	20	WG801181
Xylenes, Total	mg/l	0.0697	0.0746	93.0	78.7-121	6.89	20	WG801181
4-Bromofluorobenzene				97.10	71-126			WG801181
Dibromofluoromethane				95.30	78.3-121			WG801181
Toluene-d8				105.0	88.5-111			WG801181
Benzo(a)anthracene	mg/l	0.00173	0.00185	87.0	63.1-147	6.69	20	WG801498
Benzo(a)pyrene	mg/l	0.00195	0.00198	97.0	62.2-150	1.91	20	WG801498
Benzo(b)fluoranthene	mg/l	0.00168	0.00174	84.0	58.4-148	3.93	20	WG801498
Benzo(k)fluoranthene	mg/l	0.00207	0.00211	104.	60.5-154	1.62	20	WG801498
Chrysene	mg/l	0.00205	0.00214	102.	64.8-155	4.22	20	WG801498
Dibenz(a,h)anthracene	mg/l	0.00212	0.00211	106.	53.5-153	0.510	20	WG801498
Indeno(1,2,3-cd)pyrene	mg/l	0.00201	0.00201	101.	57-155	0.220	20	WG801498
2-Fluorobiphenyl				94.40	57.7-153			WG801498
Nitrobenzene-d5				108.0	45.1-170			WG801498
p-Terphenyl-d14				81.10	53.2-156			WG801498
1,2,4-Trimethylbenzene	mg/l	0.0239	0.0248	96.0	75-123	3.76	20	WG801804
Benzene	mg/l	0.0250	0.0253	100.	74.8-121	1.08	20	WG801804
Ethylbenzene	mg/l	0.0257	0.0256	103.	78.8-122	0.590	20	WG801804
Toluene	mg/l	0.0253	0.0266	101.	79.7-116	5.07	20	WG801804
Xylenes, Total	mg/l	0.0765	0.0772	102.	78.7-121	0.940	20	WG801804
4-Bromofluorobenzene				94.10	71-126			WG801804
Dibromofluoromethane				90.70	78.3-121			WG801804
Toluene-d8				102.0	88.5-111			WG801804
Naphthalene	mg/l	0.0165	0.0160	66*	68.4-128	3.30	20	WG802594
4-Bromofluorobenzene				92.20	71-126			WG802594
Dibromofluoromethane				91.70	78.3-121			WG802594
Toluene-d8				105.0	88.5-111			WG802594
Benzo(a)anthracene	mg/l	0.00156	0.00158	78.0	63.1-147	1.36	20	WG802359
Benzo(a)pyrene	mg/l	0.00163	0.00169	82.0	62.2-150	3.35	20	WG802359
Benzo(b)fluoranthene	mg/l	0.00153	0.00163	76.0	58.4-148	6.60	20	WG802359
Benzo(k)fluoranthene	mg/l	0.00157	0.00154	79.0	60.5-154	2.32	20	WG802359
Chrysene	mg/l	0.00161	0.00165	80.0	64.8-155	2.26	20	WG802359
Dibenz(a,h)anthracene	mg/l	0.00131	0.00138	66.0	53.5-153	4.58	20	WG802359
Indeno(1,2,3-cd)pyrene	mg/l	0.00136	0.00141	68.0	57-155	3.35	20	WG802359
2-Fluorobiphenyl				89.60	57.7-153			WG802359
Nitrobenzene-d5				100.0	45.1-170			WG802359
p-Terphenyl-d14				77.40	53.2-156			WG802359
Gasoline Range Organics-NWTPH	mg/l	5.98	4.96	109.	66-123	18.6	20	WG802804
a,a,a-Trifluorotoluene(FID)				107.0	62-128			WG802804

* Performance of this Analyte is outside of established criteria.
For additional information, please see Attachment A 'List of Analytes with QC Qualifiers.'



YOUR LAB OF CHOICE

Jeld-Wen
Chris Kramer (SLR)
1800 Blankenship Road, Suite 440

West Linn, OR 97068

Quality Assurance Report
Level II

L775684

12065 Lebanon Rd.
Mt. Juliet, TN 37122
(615) 758-5858
1-800-767-5859
Fax (615) 758-5859

Tax I.D. 62-0814289

Est. 1970

July 17, 2015

Analyte	Units	MS Res	Matrix Spike		% Rec	Limit	Ref Samp	Batch
			Ref Res	TV				
1,2,4-Trimethylbenzene	mg/l	0.0228	0.0	.025	91.0	57.4-137	L774359-01	WG801181
Benzene	mg/l	0.0206	0.0	.025	82.0	54.3-133	L774359-01	WG801181
Ethylbenzene	mg/l	0.0224	0.0	.025	90.0	61.4-133	L774359-01	WG801181
Naphthalene	mg/l	0.0263	0.0	.025	100.	58-135	L774359-01	WG801181
Toluene	mg/l	0.0212	0.0	.025	85.0	61.4-130	L774359-01	WG801181
Xylenes, Total	mg/l	0.0680	0.0	.075	91.0	63.3-131	L774359-01	WG801181
4-Bromofluorobenzene					102.0	71-126		WG801181
Dibromofluoromethane					95.20	78.3-121		WG801181
Toluene-d8					103.0	88.5-111		WG801181
1,2,4-Trimethylbenzene	mg/l	0.0181	0.0	.025	72.0	57.4-137	L774969-06	WG801804
Benzene	mg/l	0.0184	0.0	.025	74.0	54.3-133	L774969-06	WG801804
Ethylbenzene	mg/l	0.0188	0.0	.025	75.0	61.4-133	L774969-06	WG801804
Toluene	mg/l	0.0189	0.0	.025	76.0	61.4-130	L774969-06	WG801804
Xylenes, Total	mg/l	0.0561	0.0	.075	75.0	63.3-131	L774969-06	WG801804
4-Bromofluorobenzene					96.90	71-126		WG801804
Dibromofluoromethane					90.70	78.3-121		WG801804
Toluene-d8					102.0	88.5-111		WG801804
Gasoline Range Organics-NWTPH	mg/l	5.76	0.0	5.5	100.	47.5-136	L776226-03	WG802804
a,a,a-Trifluorotoluene(FID)					107.0	62-128		WG802804

Analyte	Units	MSD	Matrix Spike Duplicate		Limit	RPD	Limit	Ref Samp	Batch
			Ref	%Rec					
1,2,4-Trimethylbenzene	mg/l	0.0224	0.0228	89.6	57.4-137	1.81	20	L774359-01	WG801181
Benzene	mg/l	0.0202	0.0206	81.0	54.3-133	1.78	20	L774359-01	WG801181
Ethylbenzene	mg/l	0.0219	0.0224	87.6	61.4-133	2.30	20	L774359-01	WG801181
Naphthalene	mg/l	0.0260	0.0263	104.	58-135	0.890	25.5	L774359-01	WG801181
Toluene	mg/l	0.0209	0.0212	83.5	61.4-130	1.74	20	L774359-01	WG801181
Xylenes, Total	mg/l	0.0671	0.0680	89.4	63.3-131	1.29	20	L774359-01	WG801181
4-Bromofluorobenzene				100.0	71-126				WG801181
Dibromofluoromethane				96.20	78.3-121				WG801181
Toluene-d8				104.0	88.5-111				WG801181
1,2,4-Trimethylbenzene	mg/l	0.0222	0.0181	88.8	57.4-137	20.4*	20	L774969-06	WG801804
Benzene	mg/l	0.0227	0.0184	90.7	54.3-133	20.8*	20	L774969-06	WG801804
Ethylbenzene	mg/l	0.0237	0.0188	94.9	61.4-133	23.5*	20	L774969-06	WG801804
Toluene	mg/l	0.0234	0.0189	93.6	61.4-130	21.4*	20	L774969-06	WG801804
Xylenes, Total	mg/l	0.0710	0.0561	94.6	63.3-131	23.5*	20	L774969-06	WG801804
4-Bromofluorobenzene				101.0	71-126				WG801804
Dibromofluoromethane				89.80	78.3-121				WG801804
Toluene-d8				103.0	88.5-111				WG801804
Gasoline Range Organics-NWTPH	mg/l	5.82	5.76	106.	47.5-136	1.05	20	L776226-03	WG802804
a,a,a-Trifluorotoluene(FID)				106.0	62-128				WG802804

Batch number /Run number / Sample number cross reference

WG801086: R3048605: L775684-01 02
 WG801181: R3048807: L775684-03
 WG801498: R3049112 R3049541: L775684-01
 WG801804: R3049282: L775684-01 02
 WG802359: R3049843 R3050385: L775684-02
 WG802594: R3050024: L775684-01 02

* Performance of this Analyte is outside of established criteria.
 For additional information, please see Attachment A 'List of Analytes with QC Qualifiers.'



YOUR LAB OF CHOICE

Jeld-Wen
Chris Kramer (SLR)
1800 Blankenship Road, Suite 440
West Linn, OR 97068

Quality Assurance Report
Level II
L775684

12065 Lebanon Rd.
Mt. Juliet, TN 37122
(615) 758-5858
1-800-767-5859
Fax (615) 758-5859

Tax I.D. 62-0814289

Est. 1970

July 17, 2015

WG802804: R3050531: L775684-01 02

* * Calculations are performed prior to rounding of reported values.
* Performance of this Analyte is outside of established criteria.
For additional information, please see Attachment A 'List of Analytes with QC Qualifiers.'



YOUR LAB OF CHOICE

Jeld-Wen
Chris Kramer (SLR)
1800 Blankenship Road, Suite 440
West Linn, OR 97068

Quality Assurance Report
Level II

L775684

12065 Lebanon Rd.
Mt. Juliet, TN 37122
(615) 758-5858
1-800-767-5859
Fax (615) 758-5859

Tax I.D. 62-0814289

Est. 1970

July 17, 2015

The data package includes a summary of the analytic results of the quality control samples required by the SW-846 or CWA methods. The quality control samples include a method blank, a laboratory control sample, and the matrix spike/matrix spike duplicate analysis. If a target parameter is outside the method limits, every sample that is effected is flagged with the appropriate qualifier in Appendix B of the analytic report.

Method Blank - an aliquot of reagent water carried through the entire analytic process. The method blank results indicate if any possible contamination exposure during the sample handling, digestion or extraction process, and analysis. Concentrations of target analytes above the reporting limit in the method blank are qualified with the "B" qualifier.

Laboratory Control Sample - is a sample of known concentration that is carried through the digestion/extraction and analysis process. The percent recovery, expressed as a percentage of the theoretical concentration, has statistical control limits indicating that the analytic process is "in control". If a target analyte is outside the control limits for the laboratory control sample or any other control sample, the parameter is flagged with a "J4" qualifier for all effected samples.

Matrix Spike and Matrix Spike Duplicate - is two aliquots of an environmental sample that is spiked with known concentrations of target analytes. The percent recovery of the target analytes also has statistical control limits. If any recoveries that are outside the method control limits, the sample that was selected for matrix spike/matrix spike duplicate analysis is flagged with either a "J5" or a "J6". The relative percent difference (%RPD) between the matrix spike and the matrix spike duplicate recoveries is all calculated. If the RPD is above the method limit, the effected samples are flagged with a "J3" qualifier.



12065 Lebanon Rd.
Mt. Juliet, TN 37122
(615) 758-5858
1-800-767-5859
Fax (615) 758-5859

Tax I.D. 62-0814289

Est. 1970

Chris Kramer (SLR)
Jeld-Wen
1800 Blankenship Road, Suite 440
West Linn, OR 97068

Report Summary

Monday July 20, 2015

Report Number: L775997


Samples Received: 07/09/15

Client Project: 108.00228.00048

Description: Nord Door Project - Everett, WA

The analytical results in this report are based upon information supplied by you, the client, and are for your exclusive use. If you have any questions regarding this data package, please do not hesitate to call.

Entire Report Reviewed By:


Jared Willis, ESC Representative

Laboratory Certification Numbers

A2LA - 1461-01, AIHA - 100789, AL - 40660, CA - 01157CA, CT - PH-0197,
FL - E87487, GA - 923, IN - C-IN-01, KY - 90010, KYUST - 0016,
NC - ENV375/DW21704/BIO041, ND - R-140, NJ - TN002, NJ NELAP - TN002,
SC - 84004, TN - 2006, VA - 460132, WV - 233, AZ - 0612,
MN - 047-999-395, NY - 11742, WI - 998093910, NV - TN000032011-1,
TX - T104704245-11-3, OK - 9915, PA - 68-02979, IA Lab #364, EPA - TN002

Accreditation is only applicable to the test methods specified on each scope of accreditation held by ESC Lab Sciences.

This report may not be reproduced, except in full, without written approval from ESC Lab Sciences. Where applicable, sampling conducted by ESC is performed per guidance provided in laboratory standard operating procedures: 060302, 060303, and 060304.



12065 Lebanon Rd.
 Mt. Juliet, TN 37122
 (615) 758-5858
 1-800-767-5859
 Fax (615) 758-5859

Tax I.D. 62-0814289

Est. 1970

REPORT OF ANALYSIS

Chris Kramer (SLR)
 Jeld-Wen
 1800 Blankenship Road, Suite 440
 West Linn, OR 97068

July 20, 2015

Date Received : July 09, 2015
 Description : Nord Door Project - Everett, WA
 Sample ID : GP-710 4FT
 Collected By : Peter
 Collection Date : 07/08/15 08:50

ESC Sample # : L775997-01
 Site ID : EVERETT, WA
 Project # : 108.00228.00048

Parameter	Dry Result	MDL	RDL	Units	Qualifier	Method	Date	Dil.
Total Solids	82.6	0.0333		%		2540 G-2	07/14/15	1
Gasoline Range Organics-NWTPH Surrogate Recovery	U	0.034	0.12	mg/kg		NWTPHGX	07/16/15	1
a,a,a-Trifluorotoluene(FID)	94.0			% Rec.		NWTPHGX	07/16/15	1
Volatile Organics								
Benzene	U	0.00027	0.0012	mg/kg		8260C	07/14/15	1
Toluene	U	0.00043	0.0060	mg/kg		8260C	07/14/15	1
Ethylbenzene	U	0.00030	0.0012	mg/kg		8260C	07/14/15	1
Xylenes, Total	U	0.00070	0.0036	mg/kg		8260C	07/14/15	1
Naphthalene	U	0.0010	0.0060	mg/kg		8260C	07/14/15	1
1,2,4-Trimethylbenzene	U	0.00021	0.0012	mg/kg		8260C	07/14/15	1
Surrogate Recovery								
Toluene-d8	103.			% Rec.		8260C	07/14/15	1
Dibromofluoromethane	96.6			% Rec.		8260C	07/14/15	1
4-Bromofluorobenzene	102.			% Rec.		8260C	07/14/15	1
Diesel Range Organics (DRO)								
Residual Range Organics (RRO)	1.7	1.3	4.8	mg/kg	J	NWTPHDX	07/15/15	1
Surrogate Recovery	U	3.3	12.	mg/kg		NWTPHDX	07/15/15	1
o-Terphenyl	77.5			% Rec.		NWTPHDX	07/15/15	1
Polynuclear Aromatic Hydrocarbons								
Benzo(a)anthracene	U	0.00060	0.0073	mg/kg		8270D-SI	07/15/15	1
Benzo(a)pyrene	U	0.00060	0.0073	mg/kg		8270D-SI	07/15/15	1
Benzo(b)fluoranthene	U	0.00060	0.0073	mg/kg		8270D-SI	07/15/15	1
Benzo(k)fluoranthene	U	0.00060	0.0073	mg/kg		8270D-SI	07/15/15	1
Chrysene	U	0.00060	0.0073	mg/kg		8270D-SI	07/15/15	1
Dibenz(a,h)anthracene	U	0.00060	0.0073	mg/kg		8270D-SI	07/15/15	1
Indeno(1,2,3-cd)pyrene	U	0.00060	0.0073	mg/kg		8270D-SI	07/15/15	1
Surrogate Recovery								
Nitrobenzene-d5	74.8			% Rec.		8270D-SI	07/15/15	1
2-Fluorobiphenyl	79.5			% Rec.		8270D-SI	07/15/15	1
p-Terphenyl-d14	66.8			% Rec.		8270D-SI	07/15/15	1

Results listed are dry weight basis.

U = ND (Not Detected)

MDL = Minimum Detection Limit = LOD = TRRP SDL

RDL = Reported Detection Limit = LOQ = PQL = EQL = TRRP MQL

Note:

This report shall not be reproduced, except in full, without the written approval from ESC.

The reported analytical results relate only to the sample submitted

Reported: 07/17/15 13:51 Revised: 07/20/15 08:44



12065 Lebanon Rd.
 Mt. Juliet, TN 37122
 (615) 758-5858
 1-800-767-5859
 Fax (615) 758-5859

Tax I.D. 62-0814289

Est. 1970

REPORT OF ANALYSIS

Chris Kramer (SLR)
 Jeld-Wen
 1800 Blankenship Road, Suite 440
 West Linn, OR 97068

July 20, 2015

Date Received : July 09, 2015
 Description : Nord Door Project - Everett, WA
 Sample ID : GP-710 35FT
 Collected By : Peter
 Collection Date : 07/08/15 09:30

ESC Sample # : L775997-02

Site ID : EVERETT, WA

Project # : 108.00228.00048

Parameter	Dry Result	MDL	RDL	Units	Qualifier	Method	Date	Dil.
Total Solids	83.6	0.0333		%		2540 G-2	07/14/15	1
Gasoline Range Organics-NWTPH	2.0	0.69	2.4	mg/kg	J	NWTPHGX	07/16/15	20.25
Surrogate Recovery a,a,a-Trifluorotoluene(FID)	96.0			% Rec.		NWTPHGX	07/16/15	1
Volatile Organics								
Benzene	0.014	0.00027	0.0012	mg/kg		8260C	07/14/15	1
Toluene	0.0043	0.00043	0.0060	mg/kg	J	8260C	07/14/15	1
Ethylbenzene	0.012	0.00030	0.0012	mg/kg		8260C	07/14/15	1
Xylenes, Total	0.028	0.00070	0.0036	mg/kg		8260C	07/14/15	1
Naphthalene	7.5	0.40	2.4	mg/kg		8260C	07/17/15	405
1,2,4-Trimethylbenzene	0.0078	0.00021	0.0012	mg/kg		8260C	07/14/15	1
Surrogate Recovery								
Toluene-d8	102.			% Rec.		8260C	07/14/15	1
Dibromofluoromethane	97.9			% Rec.		8260C	07/14/15	1
4-Bromofluorobenzene	104.			% Rec.		8260C	07/14/15	1
Diesel Range Organics (DRO)								
Residual Range Organics (RRO)	6.6	1.3	4.8	mg/kg		NWTPHDX	07/15/15	1
Surrogate Recovery	U	3.3	12.	mg/kg		NWTPHDX	07/15/15	1
o-Terphenyl	69.6			% Rec.		NWTPHDX	07/15/15	1
Polynuclear Aromatic Hydrocarbons								
Benzo(a)anthracene	U	0.00060	0.0072	mg/kg		8270D-SI	07/15/15	1
Benzo(a)pyrene	U	0.00060	0.0072	mg/kg		8270D-SI	07/15/15	1
Benzo(b)fluoranthene	U	0.00060	0.0072	mg/kg		8270D-SI	07/15/15	1
Benzo(k)fluoranthene	U	0.00060	0.0072	mg/kg		8270D-SI	07/15/15	1
Chrysene	U	0.00060	0.0072	mg/kg		8270D-SI	07/15/15	1
Dibenz(a,h)anthracene	U	0.00060	0.0072	mg/kg		8270D-SI	07/15/15	1
Indeno(1,2,3-cd)pyrene	U	0.00060	0.0072	mg/kg		8270D-SI	07/15/15	1
Surrogate Recovery								
Nitrobenzene-d5	75.9			% Rec.		8270D-SI	07/15/15	1
2-Fluorobiphenyl	79.1			% Rec.		8270D-SI	07/15/15	1
p-Terphenyl-d14	68.1			% Rec.		8270D-SI	07/15/15	1

Results listed are dry weight basis.

U = ND (Not Detected)

MDL = Minimum Detection Limit = LOD = TRRP SDL

RDL = Reported Detection Limit = LOQ = PQL = EQL = TRRP MQL

Note:

This report shall not be reproduced, except in full, without the written approval from ESC.

The reported analytical results relate only to the sample submitted

Reported: 07/17/15 13:51 Revised: 07/20/15 08:44



12065 Lebanon Rd.
 Mt. Juliet, TN 37122
 (615) 758-5858
 1-800-767-5859
 Fax (615) 758-5859

Tax I.D. 62-0814289

Est. 1970

REPORT OF ANALYSIS

Chris Kramer (SLR)
 Jeld-Wen
 1800 Blankenship Road, Suite 440
 West Linn, OR 97068

July 20, 2015

Date Received : July 09, 2015
 Description : Nord Door Project - Everett, WA
 Sample ID : GP-708 4FT
 Collected By : Peter
 Collection Date : 07/08/15 10:55

ESC Sample # : L775997-03
 Site ID : EVERETT, WA
 Project # : 108.00228.00048

Parameter	Dry Result	MDL	RDL	Units	Qualifier	Method	Date	Dil.
Total Solids	65.5	0.0333		%		2540 G-2	07/14/15	1
Gasoline Range Organics-NWTPH Surrogate Recovery	U	0.034	0.15	mg/kg		NWTPHGX	07/16/15	1
a,a,a-Trifluorotoluene(FID)	94.3			% Rec.		NWTPHGX	07/16/15	1
Volatile Organics								
Benzene	U	0.00027	0.0015	mg/kg		8260C	07/14/15	1
Toluene	U	0.00043	0.0076	mg/kg		8260C	07/14/15	1
Ethylbenzene	U	0.00030	0.0015	mg/kg		8260C	07/14/15	1
Xylenes, Total	U	0.00070	0.0046	mg/kg		8260C	07/14/15	1
Naphthalene	0.038	0.0010	0.0076	mg/kg		8260C	07/14/15	1
1,2,4-Trimethylbenzene	U	0.00021	0.0015	mg/kg		8260C	07/14/15	1
Surrogate Recovery								
Toluene-d8	101.			% Rec.		8260C	07/14/15	1
Dibromofluoromethane	97.2			% Rec.		8260C	07/14/15	1
4-Bromofluorobenzene	98.8			% Rec.		8260C	07/14/15	1
Diesel Range Organics (DRO)								
Residual Range Organics (RRO)	13.	1.3	6.1	mg/kg		NWTPHDX	07/15/15	1
Surrogate Recovery	21.	3.3	15.	mg/kg		NWTPHDX	07/15/15	1
o-Terphenyl	54.4			% Rec.		NWTPHDX	07/15/15	1
Polynuclear Aromatic Hydrocarbons								
Benzo(a)anthracene	0.017	0.00060	0.0092	mg/kg		8270D-SI	07/15/15	1
Benzo(a)pyrene	0.066	0.00060	0.0092	mg/kg		8270D-SI	07/15/15	1
Benzo(b)fluoranthene	0.081	0.00060	0.0092	mg/kg		8270D-SI	07/15/15	1
Benzo(k)fluoranthene	0.021	0.00060	0.0092	mg/kg		8270D-SI	07/15/15	1
Chrysene	0.027	0.00060	0.0092	mg/kg		8270D-SI	07/15/15	1
Dibenz(a,h)anthracene	0.0037	0.00060	0.0092	mg/kg	J	8270D-SI	07/15/15	1
Indeno(1,2,3-cd)pyrene	0.050	0.00060	0.0092	mg/kg		8270D-SI	07/15/15	1
Surrogate Recovery								
Nitrobenzene-d5	73.0			% Rec.		8270D-SI	07/15/15	1
2-Fluorobiphenyl	60.7			% Rec.		8270D-SI	07/15/15	1
p-Terphenyl-d14	43.0			% Rec.		8270D-SI	07/15/15	1

Results listed are dry weight basis.

U = ND (Not Detected)

MDL = Minimum Detection Limit = LOD = TRRP SDL

RDL = Reported Detection Limit = LOQ = PQL = EQL = TRRP MQL

Note:

This report shall not be reproduced, except in full, without the written approval from ESC.

The reported analytical results relate only to the sample submitted

Reported: 07/17/15 13:51 Revised: 07/20/15 08:44



12065 Lebanon Rd.
 Mt. Juliet, TN 37122
 (615) 758-5858
 1-800-767-5859
 Fax (615) 758-5859

Tax I.D. 62-0814289

Est. 1970

REPORT OF ANALYSIS

Chris Kramer (SLR)
 Jeld-Wen
 1800 Blankenship Road, Suite 440
 West Linn, OR 97068

July 20, 2015

Date Received : July 09, 2015
 Description : Nord Door Project - Everett, WA
 Sample ID : GP-708 6FT
 Collected By : Peter
 Collection Date : 07/08/15 11:20

ESC Sample # : L775997-04
 Site ID : EVERETT, WA
 Project # : 108.00228.00048

Parameter	Dry Result	MDL	RDL	Units	Qualifier	Method	Date	Dil.
Total Solids	70.2	0.0333		%		2540 G-2	07/14/15	1
Gasoline Range Organics-NWTPH	40.	0.74	3.1	mg/kg		NWTPHGX	07/16/15	22
Surrogate Recovery								
a,a,a-Trifluorotoluene(FID)	97.6			% Rec.		NWTPHGX	07/16/15	1
Volatile Organics								
Benzene	0.00060	0.00027	0.0014	mg/kg	J	8260C	07/14/15	1
Toluene	0.0016	0.00043	0.0071	mg/kg	J	8260C	07/14/15	1
Ethylbenzene	0.0074	0.00030	0.0014	mg/kg		8260C	07/14/15	1
Xylenes, Total	0.012	0.00070	0.0043	mg/kg		8260C	07/14/15	1
Naphthalene	200	0.88	6.3	mg/kg		8260C	07/17/15	880
1,2,4-Trimethylbenzene	0.012	0.00021	0.0014	mg/kg		8260C	07/14/15	1
Surrogate Recovery								
Toluene-d8	101.			% Rec.		8260C	07/14/15	1
Dibromofluoromethane	97.9			% Rec.		8260C	07/14/15	1
4-Bromofluorobenzene	104.			% Rec.		8260C	07/14/15	1
Diesel Range Organics (DRO)								
Residual Range Organics (RRO)	1400	13.	57.	mg/kg		NWTPHDX	07/15/15	10
Surrogate Recovery	530	33.	140	mg/kg		NWTPHDX	07/15/15	10
o-Terphenyl	236.			% Rec.	J1	NWTPHDX	07/15/15	10
Polynuclear Aromatic Hydrocarbons								
Benzo(a)anthracene	0.73	0.00060	0.0085	mg/kg	E	8270D-SI	07/15/15	1
Benzo(a)pyrene	5.3	0.00060	0.0085	mg/kg	E	8270D-SI	07/15/15	1
Benzo(b)fluoranthene	U	0.00060	0.0085	mg/kg		8270D-SI	07/15/15	1
Benzo(k)fluoranthene	0.51	0.00060	0.0085	mg/kg		8270D-SI	07/15/15	1
Chrysene	0.77	0.00060	0.0085	mg/kg	E	8270D-SI	07/15/15	1
Dibenz(a,h)anthracene	0.066	0.00060	0.0085	mg/kg		8270D-SI	07/15/15	1
Indeno(1,2,3-cd)pyrene	1.8	0.00060	0.0085	mg/kg	E	8270D-SI	07/15/15	1
Surrogate Recovery								
Nitrobenzene-d5	96.7			% Rec.		8270D-SI	07/15/15	1
2-Fluorobiphenyl	47.9			% Rec.		8270D-SI	07/15/15	1
p-Terphenyl-d14	65.3			% Rec.		8270D-SI	07/15/15	1

Results listed are dry weight basis.

U = ND (Not Detected)

MDL = Minimum Detection Limit = LOD = TRRP SDL

RDL = Reported Detection Limit = LOQ = PQL = EQL = TRRP MQL

Note:

This report shall not be reproduced, except in full, without the written approval from ESC.

The reported analytical results relate only to the sample submitted

Reported: 07/17/15 13:51 Revised: 07/20/15 08:44



12065 Lebanon Rd.
 Mt. Juliet, TN 37122
 (615) 758-5858
 1-800-767-5859
 Fax (615) 758-5859

Tax I.D. 62-0814289

Est. 1970

REPORT OF ANALYSIS

Chris Kramer (SLR)
 Jeld-Wen
 1800 Blankenship Road, Suite 440
 West Linn, OR 97068

July 20, 2015

Date Received : July 09, 2015
 Description : Nord Door Project - Everett, WA
 Sample ID : GP-711 3FT
 Collected By : Peter
 Collection Date : 07/08/15 13:40

ESC Sample # : L775997-05
 Site ID : EVERETT, WA
 Project # : 108.00228.00048

Parameter	Dry Result	MDL	RDL	Units	Qualifier	Method	Date	Dil.
Total Solids	84.7	0.0333		%		2540 G-2	07/14/15	1
Gasoline Range Organics-NWTPH	0.12	0.034	0.12	mg/kg		NWTPHGX	07/16/15	1
Surrogate Recovery a,a,a-Trifluorotoluene(FID)	93.9			% Rec.		NWTPHGX	07/16/15	1
Volatile Organics								
Benzene	U	0.00027	0.0012	mg/kg		8260C	07/17/15	1
Toluene	U	0.00043	0.0059	mg/kg		8260C	07/17/15	1
Ethylbenzene	U	0.00030	0.0012	mg/kg		8260C	07/17/15	1
Xylenes, Total	U	0.00070	0.0035	mg/kg		8260C	07/17/15	1
Naphthalene	U	0.0010	0.0059	mg/kg		8260C	07/17/15	1
1,2,4-Trimethylbenzene	U	0.00021	0.0012	mg/kg		8260C	07/17/15	1
Surrogate Recovery								
Toluene-d8	94.5			% Rec.		8260C	07/17/15	1
Dibromofluoromethane	96.3			% Rec.		8260C	07/17/15	1
4-Bromofluorobenzene	81.4			% Rec.		8260C	07/17/15	1
Diesel Range Organics (DRO)								
Residual Range Organics (RRO)	780	26.	94.	mg/kg		NWTPHDX	07/16/15	20
Surrogate Recovery	790	66.	240	mg/kg		NWTPHDX	07/16/15	20
o-Terphenyl	145.			% Rec.	J7	NWTPHDX	07/16/15	20
Polynuclear Aromatic Hydrocarbons								
Benzo(a)anthracene	0.025	0.00060	0.0071	mg/kg		8270D-SI	07/15/15	1
Benzo(a)pyrene	0.034	0.00060	0.0071	mg/kg		8270D-SI	07/15/15	1
Benzo(b)fluoranthene	U	0.00060	0.0071	mg/kg		8270D-SI	07/15/15	1
Benzo(k)fluoranthene	U	0.00060	0.0071	mg/kg		8270D-SI	07/15/15	1
Chrysene	0.020	0.00060	0.0071	mg/kg		8270D-SI	07/15/15	1
Dibenz(a,h)anthracene	U	0.00060	0.0071	mg/kg		8270D-SI	07/15/15	1
Indeno(1,2,3-cd)pyrene	0.0099	0.00060	0.0071	mg/kg		8270D-SI	07/15/15	1
Surrogate Recovery								
Nitrobenzene-d5	76.3			% Rec.		8270D-SI	07/15/15	1
2-Fluorobiphenyl	75.4			% Rec.		8270D-SI	07/15/15	1
p-Terphenyl-d14	74.0			% Rec.		8270D-SI	07/15/15	1

Results listed are dry weight basis.

U = ND (Not Detected)

MDL = Minimum Detection Limit = LOD = TRRP SDL

RDL = Reported Detection Limit = LOQ = PQL = EQL = TRRP MQL

Note:

This report shall not be reproduced, except in full, without the written approval from ESC.

The reported analytical results relate only to the sample submitted

Reported: 07/17/15 13:51 Revised: 07/20/15 08:44



12065 Lebanon Rd.
 Mt. Juliet, TN 37122
 (615) 758-5858
 1-800-767-5859
 Fax (615) 758-5859

Tax I.D. 62-0814289

Est. 1970

REPORT OF ANALYSIS

Chris Kramer (SLR)
 Jeld-Wen
 1800 Blankenship Road, Suite 440
 West Linn, OR 97068

July 20, 2015

Date Received : July 09, 2015
 Description : Nord Door Project - Everett, WA
 Sample ID : GP-711 6FT
 Collected By : Peter
 Collection Date : 07/08/15 13:50

ESC Sample # : L775997-06

Site ID : EVERETT, WA

Project # : 108.00228.00048

Parameter	Dry Result	MDL	RDL	Units	Qualifier	Method	Date	Dil.
Total Solids	70.6	0.0333		%		2540 G-2	07/14/15	1
Gasoline Range Organics-NWTPH	0.051	0.034	0.14	mg/kg	J	NWTPHGX	07/16/15	1
Surrogate Recovery								
a,a,a-Trifluorotoluene(FID)	95.3			% Rec.		NWTPHGX	07/16/15	1
Volatile Organics								
Benzene	U	0.00027	0.0014	mg/kg		8260C	07/17/15	1
Toluene	U	0.00043	0.0071	mg/kg		8260C	07/17/15	1
Ethylbenzene	U	0.00030	0.0014	mg/kg		8260C	07/17/15	1
Xylenes, Total	U	0.00070	0.0042	mg/kg		8260C	07/17/15	1
Naphthalene	0.0042	0.0010	0.0071	mg/kg	J	8260C	07/17/15	1
1,2,4-Trimethylbenzene	U	0.00021	0.0014	mg/kg		8260C	07/17/15	1
Surrogate Recovery								
Toluene-d8	98.0			% Rec.		8260C	07/17/15	1
Dibromofluoromethane	94.6			% Rec.		8260C	07/17/15	1
4-Bromofluorobenzene	89.6			% Rec.		8260C	07/17/15	1
Diesel Range Organics (DRO)								
Residual Range Organics (RRO)	450	6.6	28.	mg/kg		NWTPHDX	07/15/15	5
Surrogate Recovery	480	16.	71.	mg/kg		NWTPHDX	07/15/15	5
o-Terphenyl	93.4			% Rec.		NWTPHDX	07/15/15	5
Polynuclear Aromatic Hydrocarbons								
Benzo(a)anthracene	0.014	0.00060	0.0085	mg/kg		8270D-SI	07/15/15	1
Benzo(a)pyrene	0.021	0.00060	0.0085	mg/kg		8270D-SI	07/15/15	1
Benzo(b)fluoranthene	0.020	0.00060	0.0085	mg/kg		8270D-SI	07/15/15	1
Benzo(k)fluoranthene	U	0.00060	0.0085	mg/kg		8270D-SI	07/15/15	1
Chrysene	0.014	0.00060	0.0085	mg/kg		8270D-SI	07/15/15	1
Dibenz(a,h)anthracene	U	0.00060	0.0085	mg/kg		8270D-SI	07/15/15	1
Indeno(1,2,3-cd)pyrene	0.0074	0.00060	0.0085	mg/kg	J	8270D-SI	07/15/15	1
Surrogate Recovery								
Nitrobenzene-d5	75.2			% Rec.		8270D-SI	07/15/15	1
2-Fluorobiphenyl	74.0			% Rec.		8270D-SI	07/15/15	1
p-Terphenyl-d14	58.4			% Rec.		8270D-SI	07/15/15	1

Results listed are dry weight basis.

U = ND (Not Detected)

MDL = Minimum Detection Limit = LOD = TRRP SDL

RDL = Reported Detection Limit = LOQ = PQL = EQL = TRRP MQL

Note:

This report shall not be reproduced, except in full, without the written approval from ESC.

The reported analytical results relate only to the sample submitted

Reported: 07/17/15 13:51 Revised: 07/20/15 08:44



12065 Lebanon Rd.
 Mt. Juliet, TN 37122
 (615) 758-5858
 1-800-767-5859
 Fax (615) 758-5859

Tax I.D. 62-0814289

Est. 1970

REPORT OF ANALYSIS

Chris Kramer (SLR)
 Jeld-Wen
 1800 Blankenship Road, Suite 440
 West Linn, OR 97068

July 20, 2015

Date Received : July 09, 2015
 Description : Nord Door Project - Everett, WA
 Sample ID : GP-706 4FT
 Collected By : Peter
 Collection Date : 07/08/15 14:40

ESC Sample # : L775997-07

Site ID : EVERETT, WA

Project # : 108.00228.00048

Parameter	Dry Result	MDL	RDL	Units	Qualifier	Method	Date	Dil.
Total Solids	78.3	0.0333		%		2540 G-2	07/14/15	1
Gasoline Range Organics-NWTPH Surrogate Recovery	U	0.034	0.13	mg/kg		NWTPHGX	07/16/15	1
a,a,a-Trifluorotoluene(FID)	95.0			% Rec.		NWTPHGX	07/16/15	1
Volatile Organics								
Benzene	U	0.00027	0.0013	mg/kg		8260C	07/17/15	1
Toluene	U	0.00043	0.0064	mg/kg		8260C	07/17/15	1
Ethylbenzene	U	0.00030	0.0013	mg/kg		8260C	07/17/15	1
Xylenes, Total	U	0.00070	0.0038	mg/kg		8260C	07/17/15	1
Naphthalene	U	0.0010	0.0064	mg/kg		8260C	07/17/15	1
1,2,4-Trimethylbenzene	U	0.00021	0.0013	mg/kg		8260C	07/17/15	1
Surrogate Recovery								
Toluene-d8	98.1			% Rec.		8260C	07/17/15	1
Dibromofluoromethane	95.9			% Rec.		8260C	07/17/15	1
4-Bromofluorobenzene	93.0			% Rec.		8260C	07/17/15	1
Diesel Range Organics (DRO)								
Residual Range Organics (RRO)	3.3	1.3	5.1	mg/kg	J	NWTPHDX	07/15/15	1
Surrogate Recovery	8.6	3.3	13.	mg/kg	J	NWTPHDX	07/15/15	1
o-Terphenyl	62.9			% Rec.		NWTPHDX	07/15/15	1
Polynuclear Aromatic Hydrocarbons								
Benzo(a)anthracene	0.0055	0.00060	0.0077	mg/kg	J	8270D-SI	07/15/15	1
Benzo(a)pyrene	0.0077	0.00060	0.0077	mg/kg	J	8270D-SI	07/15/15	1
Benzo(b)fluoranthene	0.0084	0.00060	0.0077	mg/kg		8270D-SI	07/15/15	1
Benzo(k)fluoranthene	0.0042	0.00060	0.0077	mg/kg	J	8270D-SI	07/15/15	1
Chrysene	0.018	0.00060	0.0077	mg/kg		8270D-SI	07/15/15	1
Dibenz(a,h)anthracene	U	0.00060	0.0077	mg/kg		8270D-SI	07/15/15	1
Indeno(1,2,3-cd)pyrene	0.0048	0.00060	0.0077	mg/kg	J	8270D-SI	07/15/15	1
Surrogate Recovery								
Nitrobenzene-d5	71.9			% Rec.		8270D-SI	07/15/15	1
2-Fluorobiphenyl	67.5			% Rec.		8270D-SI	07/15/15	1
p-Terphenyl-d14	45.5			% Rec.		8270D-SI	07/15/15	1

Results listed are dry weight basis.

U = ND (Not Detected)

MDL = Minimum Detection Limit = LOD = TRRP SDL

RDL = Reported Detection Limit = LOQ = PQL = EQL = TRRP MQL

Note:

This report shall not be reproduced, except in full, without the written approval from ESC.

The reported analytical results relate only to the sample submitted

Reported: 07/17/15 13:51 Revised: 07/20/15 08:44

Attachment A
List of Analytes with QC Qualifiers

Sample Number	Work Group	Sample Type	Analyte	Run ID	Qualifier
L775997-01	WG801490	SAMP	Diesel Range Organics (DRO)	R3050292	J
L775997-02	WG802504	SAMP	Gasoline Range Organics-NWTPH	R3050472	J
	WG801530	SAMP	Toluene	R3049997	J
L775997-03	WG802098	SAMP	Dibenz(a,h)anthracene	R3050236	J
L775997-04	WG801490	SAMP	o-Terphenyl	R3050292	J1
	WG801530	SAMP	Benzene	R3049997	J
	WG801530	SAMP	Toluene	R3049997	J
	WG802098	SAMP	Benzo(a)anthracene	R3050236	E
	WG802098	SAMP	Benzo(a)pyrene	R3050236	E
	WG802098	SAMP	Chrysene	R3050236	E
	WG802098	SAMP	Indeno(1,2,3-cd)pyrene	R3050236	E
L775997-05	WG801490	SAMP	o-Terphenyl	R3050442	J7
L775997-06	WG802504	SAMP	Gasoline Range Organics-NWTPH	R3050472	J
	WG802806	SAMP	Naphthalene	R3050285	J
	WG802098	SAMP	Indeno(1,2,3-cd)pyrene	R3050236	J
L775997-07	WG801490	SAMP	Diesel Range Organics (DRO)	R3050292	J
	WG801490	SAMP	Residual Range Organics (RRO)	R3050292	J
	WG802098	SAMP	Benzo(a)anthracene	R3050236	J
	WG802098	SAMP	Benzo(a)pyrene	R3050236	J
	WG802098	SAMP	Benzo(k)fluoranthene	R3050236	J
	WG802098	SAMP	Indeno(1,2,3-cd)pyrene	R3050236	J

Attachment B
Explanation of QC Qualifier Codes

Qualifier	Meaning
E	GTL (EPA) - Greater than upper calibration limit: Actual value is known to be greater than the upper calibration range.
J	(EPA) - Estimated value below the lowest calibration point. Confidence correlates with concentration.
J1	Surrogate recovery limits have been exceeded; values are outside upper control limits
J7	Surrogate recovery cannot be used for control limit evaluation due to dilution.

Qualifier Report Information

ESC utilizes sample and result qualifiers as set forth by the EPA Contract Laboratory Program and as required by most certifying bodies including NELAC. In addition to the EPA qualifiers adopted by ESC, we have implemented ESC qualifiers to provide more information pertaining to our analytical results. Each qualifier is designated in the qualifier explanation as either EPA or ESC. Data qualifiers are intended to provide the ESC client with more detailed information concerning the potential bias of reported data. Because of the wide range of constituents and variety of matrices incorporated by most EPA methods, it is common for some compounds to fall outside of established ranges. These exceptions are evaluated and all reported data is valid and useable "unless qualified as 'R' (Rejected)."

Definitions

- Accuracy - The relationship of the observed value of a known sample to the true value of a known sample. Represented by percent recovery and relevant to samples such as: control samples, matrix spike recoveries, surrogate recoveries, etc.
- Precision - The agreement between a set of samples or between duplicate samples. Relates to how close together the results are and is represented by Relative Percent Difference.
- Surrogate - Organic compounds that are similar in chemical composition, extraction, and chromatography to analytes of interest. The surrogates are used to determine the probable response of the group of analytes that are chemically related to the surrogate compound. Surrogates are added to the sample and carried through all stages of preparation and analyses.
- TIC - Tentatively Identified Compound: Compounds detected in samples that are not target compounds, internal standards, system monitoring compounds, or surrogates.



YOUR LAB OF CHOICE

Jeld-Wen
Chris Kramer (SLR)
1800 Blankenship Road, Suite 440

West Linn, OR 97068

Quality Assurance Report
Level II

L775997

12065 Lebanon Rd.
Mt. Juliet, TN 37122
(615) 758-5858
1-800-767-5859
Fax (615) 758-5859

Tax I.D. 62-0814289

Est. 1970

July 20, 2015

Analyte	Result	Laboratory Blank		Limit	Batch	Date Analyzed
		Units	% Rec			
Total Solids	< .1	%			WG802026	07/14/15 07:23
1,2,4-Trimethylbenzene	< .001	mg/kg			WG801530	07/14/15 14:27
Benzene	< .001	mg/kg			WG801530	07/14/15 14:27
Ethylbenzene	< .001	mg/kg			WG801530	07/14/15 14:27
Naphthalene	< .005	mg/kg			WG801530	07/14/15 14:27
Toluene	< .005	mg/kg			WG801530	07/14/15 14:27
Xylenes, Total	< .003	mg/kg			WG801530	07/14/15 14:27
4-Bromofluorobenzene		% Rec.	104.0	69.7-129	WG801530	07/14/15 14:27
Dibromofluoromethane		% Rec.	93.90	76.3-123	WG801530	07/14/15 14:27
Toluene-d8		% Rec.	102.0	88.7-115	WG801530	07/14/15 14:27
Benzo(a)anthracene	< .006	mg/kg			WG802098	07/15/15 14:12
Benzo(a)pyrene	< .006	mg/kg			WG802098	07/15/15 14:12
Benzo(b)fluoranthene	< .006	mg/kg			WG802098	07/15/15 14:12
Benzo(k)fluoranthene	< .006	mg/kg			WG802098	07/15/15 14:12
Chrysene	< .006	mg/kg			WG802098	07/15/15 14:12
Dibenz(a,h)anthracene	< .006	mg/kg			WG802098	07/15/15 14:12
Indeno(1,2,3-cd)pyrene	< .006	mg/kg			WG802098	07/15/15 14:12
2-Fluorobiphenyl		% Rec.	83.60	40.6-122	WG802098	07/15/15 14:12
Nitrobenzene-d5		% Rec.	77.70	22.1-146	WG802098	07/15/15 14:12
p-Terphenyl-d14		% Rec.	77.40	32.2-131	WG802098	07/15/15 14:12
1,2,4-Trimethylbenzene	< .001	mg/kg			WG802806	07/15/15 22:10
Benzene	< .001	mg/kg			WG802806	07/15/15 22:10
Ethylbenzene	< .001	mg/kg			WG802806	07/15/15 22:10
Naphthalene	< .005	mg/kg			WG802806	07/15/15 22:10
Toluene	< .005	mg/kg			WG802806	07/15/15 22:10
Xylenes, Total	< .003	mg/kg			WG802806	07/15/15 22:10
4-Bromofluorobenzene		% Rec.	93.40	69.7-129	WG802806	07/15/15 22:10
Dibromofluoromethane		% Rec.	93.30	76.3-123	WG802806	07/15/15 22:10
Toluene-d8		% Rec.	97.60	88.7-115	WG802806	07/15/15 22:10
Diesel Range Organics (DRO)	< 4	mg/kg			WG801490	07/15/15 14:46
Residual Range Organics (RRO)	< 10	mg/kg			WG801490	07/15/15 14:46
o-Terphenyl		% Rec.	95.00	50-150	WG801490	07/15/15 14:46
Gasoline Range Organics-NWTPH	< .1	mg/kg			WG802504	07/15/15 21:58
a,a,a-Trifluorotoluene(FID)		% Rec.	96.60	59-128	WG802504	07/15/15 21:58
Naphthalene	< .005	mg/kg			WG803212	07/17/15 05:46
4-Bromofluorobenzene		% Rec.	91.70	69.7-129	WG803212	07/17/15 05:46
Dibromofluoromethane		% Rec.	102.0	76.3-123	WG803212	07/17/15 05:46
Toluene-d8		% Rec.	99.90	88.7-115	WG803212	07/17/15 05:46

Analyte	Units	Result	Duplicate		RPD	Limit	Ref Samp	Batch
			Duplicate					
Total Solids	%	81.2	81.2		0.0396	5	L776003-03	WG802026

* Performance of this Analyte is outside of established criteria.
For additional information, please see Attachment A 'List of Analytes with QC Qualifiers.'



YOUR LAB OF CHOICE

Jeld-Wen
Chris Kramer (SLR)
1800 Blankenship Road, Suite 440
West Linn, OR 97068

Quality Assurance Report
Level II
L775997

12065 Lebanon Rd.
Mt. Juliet, TN 37122
(615) 758-5858
1-800-767-5859
Fax (615) 758-5859

Tax I.D. 62-0814289

Est. 1970

July 20, 2015

Analyte	Units	Laboratory Control Sample		% Rec	Limit	Batch
		Known Val	Result			
Total Solids	%	50	50.0	99.9	85-115	WG802026
1,2,4-Trimethylbenzene	mg/kg	.025	0.0291	116.	77.1-124	WG801530
Benzene	mg/kg	.025	0.0271	109.	72.6-120	WG801530
Ethylbenzene	mg/kg	.025	0.0282	113.	78.6-124	WG801530
Naphthalene	mg/kg	.025	0.0302	121.	69.9-132	WG801530
Toluene	mg/kg	.025	0.0269	107.	76.7-116	WG801530
Xylenes, Total	mg/kg	.075	0.0849	113.	78.1-123	WG801530
4-Bromofluorobenzene				103.0	69.7-129	WG801530
Dibromofluoromethane				99.00	76.3-123	WG801530
Toluene-d8				102.0	88.7-115	WG801530
Benzo(a)anthracene	mg/kg	.08	0.0672	83.9	46.7-125	WG802098
Benzo(a)pyrene	mg/kg	.08	0.0681	85.2	42.3-119	WG802098
Benzo(b)fluoranthene	mg/kg	.08	0.0674	84.3	43.6-124	WG802098
Benzo(k)fluoranthene	mg/kg	.08	0.0694	86.8	46.1-131	WG802098
Chrysene	mg/kg	.08	0.0681	85.2	49.5-131	WG802098
Dibenz(a,h)anthracene	mg/kg	.08	0.0715	89.4	44.8-133	WG802098
Indeno(1,2,3-cd)pyrene	mg/kg	.08	0.0717	89.7	46.1-135	WG802098
2-Fluorobiphenyl				84.00	40.6-122	WG802098
Nitrobenzene-d5				77.90	22.1-146	WG802098
p-Terphenyl-d14				78.50	32.2-131	WG802098
1,2,4-Trimethylbenzene	mg/kg	.025	0.0236	94.2	77.1-124	WG802806
Benzene	mg/kg	.025	0.0234	93.6	72.6-120	WG802806
Ethylbenzene	mg/kg	.025	0.0237	94.8	78.6-124	WG802806
Naphthalene	mg/kg	.025	0.0258	103.	69.9-132	WG802806
Toluene	mg/kg	.025	0.0235	94.1	76.7-116	WG802806
Xylenes, Total	mg/kg	.075	0.0714	95.2	78.1-123	WG802806
4-Bromofluorobenzene				92.50	69.7-129	WG802806
Dibromofluoromethane				94.60	76.3-123	WG802806
Toluene-d8				97.00	88.7-115	WG802806
Diesel Range Organics (DRO)	mg/kg	30	22.4	74.7	50-150	WG801490
Residual Range Organics (RRO)	mg/kg	30	19.1	63.8	50-150	WG801490
o-Terphenyl				68.80	50-150	WG801490
Gasoline Range Organics-NWTPH	mg/kg	5.5	6.13	111.	62.2-127	WG802504
a,a,a-Trifluorotoluene(FID)				105.0	59-128	WG802504
Naphthalene	mg/kg	.025	0.0246	98.4	69.9-132	WG803212
4-Bromofluorobenzene				96.00	69.7-129	WG803212
Dibromofluoromethane				95.30	76.3-123	WG803212
Toluene-d8				100.0	88.7-115	WG803212

Analyte	Units	Laboratory Control Sample Duplicate			Limit	RPD	Limit	Batch
		Result	Ref	%Rec				
1,2,4-Trimethylbenzene	mg/kg	0.0278	0.0291	111.	77.1-124	4.67	20	WG801530
Benzene	mg/kg	0.0251	0.0271	100.	72.6-120	7.88	20	WG801530
Ethylbenzene	mg/kg	0.0269	0.0282	108.	78.6-124	4.71	20	WG801530
Naphthalene	mg/kg	0.0285	0.0302	114.	69.9-132	5.91	20	WG801530
Toluene	mg/kg	0.0256	0.0269	102.	76.7-116	4.94	20	WG801530
Xylenes, Total	mg/kg	0.0811	0.0849	108.	78.1-123	4.66	20	WG801530

* Performance of this Analyte is outside of established criteria.
For additional information, please see Attachment A 'List of Analytes with QC Qualifiers.'



YOUR LAB OF CHOICE

Jeld-Wen
Chris Kramer (SLR)
1800 Blankenship Road, Suite 440
West Linn, OR 97068

Quality Assurance Report
Level II
L775997

12065 Lebanon Rd.
Mt. Juliet, TN 37122
(615) 758-5858
1-800-767-5859
Fax (615) 758-5859

Tax I.D. 62-0814289

Est. 1970

July 20, 2015

Analyte	Units	Laboratory Control Sample Duplicate			Limit	RPD	Limit	Batch
		Result	Ref	%Rec				
4-Bromofluorobenzene				104.0	69.7-129			
Dibromofluoromethane				96.10	76.3-123			
Toluene-d8				103.0	88.7-115			
Benzo(a)anthracene	mg/kg	0.0657	0.0672	82.0	46.7-125	2.19	20	WG802098
Benzo(a)pyrene	mg/kg	0.0671	0.0681	84.0	42.3-119	1.48	20	WG802098
Benzo(b)fluoranthene	mg/kg	0.0672	0.0674	84.0	43.6-124	0.280	20	WG802098
Benzo(k)fluoranthene	mg/kg	0.0665	0.0694	83.0	46.1-131	4.40	20	WG802098
Chrysene	mg/kg	0.0668	0.0681	83.0	49.5-131	2.01	20	WG802098
Dibenz(a,h)anthracene	mg/kg	0.0705	0.0715	88.0	44.8-133	1.46	20	WG802098
Indeno(1,2,3-cd)pyrene	mg/kg	0.0703	0.0717	88.0	46.1-135	1.99	20	WG802098
2-Fluorobiphenyl				79.10	40.6-122			WG802098
Nitrobenzene-d5				73.60	22.1-146			WG802098
p-Terphenyl-d14				73.90	32.2-131			WG802098
1,2,4-Trimethylbenzene	mg/kg	0.0240	0.0236	96.0	77.1-124	1.86	20	WG802806
Benzene	mg/kg	0.0239	0.0234	95.0	72.6-120	2.00	20	WG802806
Ethylbenzene	mg/kg	0.0242	0.0237	97.0	78.6-124	2.13	20	WG802806
Napthalene	mg/kg	0.0252	0.0258	101.	69.9-132	2.39	20	WG802806
Toluene	mg/kg	0.0239	0.0235	96.0	76.7-116	1.66	20	WG802806
Xylenes, Total	mg/kg	0.0729	0.0714	97.0	78.1-123	2.06	20	WG802806
4-Bromofluorobenzene				91.50	69.7-129			WG802806
Dibromofluoromethane				94.70	76.3-123			WG802806
Toluene-d8				98.90	88.7-115			WG802806
Diesel Range Organics (DRO)	mg/kg	24.8	22.4	82.0	50-150	10.1	20	WG801490
Residual Range Organics (RRO)	mg/kg	21.8	19.1	73.0	50-150	13.1	20	WG801490
o-Terphenyl				72.90	50-150			WG801490
Gasoline Range Organics-NWTPH	mg/kg	6.20	6.13	113.	62.2-127	1.11	20	WG802504
a,a,a-Trifluorotoluene(FID)				105.0	59-128			WG802504
Napthalene	mg/kg	0.0238	0.0246	95.0	69.9-132	3.29	20	WG803212
4-Bromofluorobenzene				93.80	69.7-129			WG803212
Dibromofluoromethane				94.30	76.3-123			WG803212
Toluene-d8				99.80	88.7-115			WG803212

Analyte	Units	Matrix Spike				Limit	Ref Samp	Batch
		MS Res	Ref Res	TV	% Rec			
Benzo(a)anthracene	mg/kg	0.0663	0.000891	.08	82.0	18.3-136	L775977-01	WG802098
Benzo(a)pyrene	mg/kg	0.0649	0.000874	.08	80.0	16.9-135	L775977-01	WG802098
Benzo(b)fluoranthene	mg/kg	0.0673	0.00138	.08	82.0	10-134	L775977-01	WG802098
Benzo(k)fluoranthene	mg/kg	0.0611	0.0	.08	76.0	18.2-138	L775977-01	WG802098
Chrysene	mg/kg	0.0646	0.000674	.08	80.0	17.1-145	L775977-01	WG802098
Dibenz(a,h)anthracene	mg/kg	0.0716	0.0	.08	90.0	18.5-138	L775977-01	WG802098
Indeno(1,2,3-cd)pyrene	mg/kg	0.0718	0.000661	.08	89.0	14.5-142	L775977-01	WG802098
2-Fluorobiphenyl					80.50	40.6-122		WG802098
Nitrobenzene-d5					74.30	22.1-146		WG802098
p-Terphenyl-d14					77.00	32.2-131		WG802098
Diesel Range Organics (DRO)	mg/kg	22.0	1.60	30	68.0	50-150	L775656-01	WG801490
Residual Range Organics (RRO)	mg/kg	24.4	4.26	30	67.0	50-150	L775656-01	WG801490
o-Terphenyl					58.10	50-150		WG801490

* Performance of this Analyte is outside of established criteria.
For additional information, please see Attachment A 'List of Analytes with QC Qualifiers.'



YOUR LAB OF CHOICE

Jeld-Wen
Chris Kramer (SLR)
1800 Blankenship Road, Suite 440

West Linn, OR 97068

Quality Assurance Report
Level II

L775997

12065 Lebanon Rd.
Mt. Juliet, TN 37122
(615) 758-5858
1-800-767-5859
Fax (615) 758-5859

Tax I.D. 62-0814289

Est. 1970

July 20, 2015

Analyte	Units	MS Res	Matrix Spike		% Rec	Limit	Ref Samp	Batch
			Ref Res	TV				
Gasoline Range Organics-NWTPH	mg/kg	25.0	0.0467	5.5	91.0	20.5-134	L776038-01	WG802504
a,a,a-Trifluorotoluene(FID)					102.0	59-128		WG802504

Analyte	Units	MSD	Matrix Spike Duplicate		Limit	RPD	Limit	Ref Samp	Batch
			Ref	%Rec					
Benzo(a)anthracene	mg/kg	0.0658	0.0663	81.1	18.3-136	0.740	24.6	L775977-01	WG802098
Benzo(a)pyrene	mg/kg	0.0659	0.0649	81.3	16.9-135	1.62	25.2	L775977-01	WG802098
Benzo(b)fluoranthene	mg/kg	0.0673	0.0673	82.4	10-134	0.0500	30.9	L775977-01	WG802098
Benzo(k)fluoranthene	mg/kg	0.0638	0.0611	79.7	18.2-138	4.26	25.6	L775977-01	WG802098
Chrysene	mg/kg	0.0651	0.0646	80.5	17.1-145	0.730	24.2	L775977-01	WG802098
Dibenz(a,h)anthracene	mg/kg	0.0694	0.0716	86.7	18.5-138	3.11	24.3	L775977-01	WG802098
Indeno(1,2,3-cd)pyrene	mg/kg	0.0701	0.0718	86.8	14.5-142	2.42	25.8	L775977-01	WG802098
2-Fluorobiphenyl				78.30	40.6-122				WG802098
Nitrobenzene-d5				72.20	22.1-146				WG802098
p-Terphenyl-d14				71.70	32.2-131				WG802098

Diesel Range Organics (DRO)	mg/kg	20.1	22.0	61.6	50-150	9.02	20	L775656-01	WG801490
Residual Range Organics (RRO)	mg/kg	21.5	24.4	57.5	50-150	12.5	20	L775656-01	WG801490
o-Terphenyl				50.50	50-150				WG801490
Gasoline Range Organics-NWTPH	mg/kg	25.3	25.0	92.0	20.5-134	1.31	23.8	L776038-01	WG802504
a,a,a-Trifluorotoluene(FID)				102.0	59-128				WG802504

Batch number /Run number / Sample number cross reference

WG802026: R3049425: L775997-01 02 03 04 05 06 07
 WG801530: R3049997: L775997-01 02 03 04
 WG802098: R3050236 R3051062: L775997-01 02 03 04 05 06 07
 WG802806: R3050285: L775997-05 06 07
 WG801490: R3050292 R3050442: L775997-01 02 03 04 05 06 07
 WG802504: R3050472: L775997-01 02 03 04 05 06 07
 WG803212: R3050792: L775997-02 04

* * Calculations are performed prior to rounding of reported values.
 * Performance of this Analyte is outside of established criteria.
 For additional information, please see Attachment A 'List of Analytes with QC Qualifiers.'



YOUR LAB OF CHOICE

Jeld-Wen
Chris Kramer (SLR)
1800 Blankenship Road, Suite 440

West Linn, OR 97068

Quality Assurance Report
Level II

L775997

12065 Lebanon Rd.
Mt. Juliet, TN 37122
(615) 758-5858
1-800-767-5859
Fax (615) 758-5859

Tax I.D. 62-0814289

Est. 1970

July 20, 2015

The data package includes a summary of the analytic results of the quality control samples required by the SW-846 or CWA methods. The quality control samples include a method blank, a laboratory control sample, and the matrix spike/matrix spike duplicate analysis. If a target parameter is outside the method limits, every sample that is effected is flagged with the appropriate qualifier in Appendix B of the analytic report.

Method Blank - an aliquot of reagent water carried through the entire analytic process. The method blank results indicate if any possible contamination exposure during the sample handling, digestion or extraction process, and analysis. Concentrations of target analytes above the reporting limit in the method blank are qualified with the "B" qualifier.

Laboratory Control Sample - is a sample of known concentration that is carried through the digestion/extraction and analysis process. The percent recovery, expressed as a percentage of the theoretical concentration, has statistical control limits indicating that the analytic process is "in control". If a target analyte is outside the control limits for the laboratory control sample or any other control sample, the parameter is flagged with a "J4" qualifier for all effected samples.

Matrix Spike and Matrix Spike Duplicate - is two aliquots of an environmental sample that is spiked with known concentrations of target analytes. The percent recovery of the target analytes also has statistical control limits. If any recoveries that are outside the method control limits, the sample that was selected for matrix spike/matrix spike duplicate analysis is flagged with either a "J5" or a "J6". The relative percent difference (%RPD) between the matrix spike and the matrix spike duplicate recoveries is all calculated. If the RPD is above the method limit, the effected samples are flagged with a "J3" qualifier.



12065 Lebanon Rd.
Mt. Juliet, TN 37122
(615) 758-5858
1-800-767-5859
Fax (615) 758-5859

Tax I.D. 62-0814289

Est. 1970

Chris Kramer (SLR)
Jeld-Wen
1800 Blankenship Road, Suite 440
West Linn, OR 97068

Report Summary

Monday July 20, 2015

Report Number: L775999


Samples Received: 07/09/15

Client Project: 108.00228.00048

Description: Nord Door Project - Everett, WA

The analytical results in this report are based upon information supplied by you, the client, and are for your exclusive use. If you have any questions regarding this data package, please do not hesitate to call.

Entire Report Reviewed By:


Jared Willis, ESC Representative

Laboratory Certification Numbers

A2LA - 1461-01, AIHA - 100789, AL - 40660, CA - 01157CA, CT - PH-0197,
FL - E87487, GA - 923, IN - C-IN-01, KY - 90010, KYUST - 0016,
NC - ENV375/DW21704/BIO041, ND - R-140, NJ - TN002, NJ NELAP - TN002,
SC - 84004, TN - 2006, VA - 460132, WV - 233, AZ - 0612,
MN - 047-999-395, NY - 11742, WI - 998093910, NV - TN000032011-1,
TX - T104704245-11-3, OK - 9915, PA - 68-02979, IA Lab #364, EPA - TN002

Accreditation is only applicable to the test methods specified on each scope of accreditation held by ESC Lab Sciences.

This report may not be reproduced, except in full, without written approval from ESC Lab Sciences. Where applicable, sampling conducted by ESC is performed per guidance provided in laboratory standard operating procedures: 060302, 060303, and 060304.



12065 Lebanon Rd.
 Mt. Juliet, TN 37122
 (615) 758-5858
 1-800-767-5859
 Fax (615) 758-5859

Tax I.D. 62-0814289

Est. 1970

REPORT OF ANALYSIS

Chris Kramer (SLR)
 Jeld-Wen
 1800 Blankenship Road, Suite 440
 West Linn, OR 97068

July 20, 2015

Date Received : July 09, 2015
 Description : Nord Door Project - Everett, WA
 Sample ID : GP-710-GW
 Collected By : A. Meugniot
 Collection Date : 07/08/15 10:10

ESC Sample # : L775999-01
 Site ID : EVERETT, WA
 Project # : 108.00228.00048

Parameter	Result	MDL	RDL	Units	Qualifier	Method	Date	Dil.
Gasoline Range Organics-NWTPH	2300	32.	100	ug/l		NWTPHGX	07/17/15	1
Surrogate Recovery								
a,a,a-Trifluorotoluene(FID)	105.			% Rec.		NWTPHGX	07/17/15	1
Volatile Organics								
Benzene	67.	0.090	0.50	ug/l		8260C	07/12/15	1
Toluene	64.	0.10	0.50	ug/l		8260C	07/12/15	1
Ethylbenzene	51.	0.16	0.50	ug/l		8260C	07/12/15	1
Xylenes, Total	99.	0.32	1.5	ug/l		8260C	07/12/15	1
Naphthalene	6600	35.	100	ug/l		8260C	07/20/15	200
1,2,4-Trimethylbenzene	17.	0.12	0.50	ug/l		8260C	07/12/15	1
Surrogate Recovery								
Toluene-d8	98.7			% Rec.		8260C	07/12/15	1
Dibromofluoromethane	88.9			% Rec.		8260C	07/12/15	1
4-Bromofluorobenzene	95.9			% Rec.		8260C	07/12/15	1
Diesel Range Organics (DRO)								
Residual Range Organics (RRO)	26000	660	2000	ug/l		NWTPHDX	07/16/15	20
Surrogate Recovery								
o-Terphenyl	480	82.	250	ug/l		NWTPHDX	07/15/15	1
Surrogate Recovery								
o-Terphenyl	56.6			% Rec.		NWTPHDX	07/15/15	1
Polynuclear Aromatic Hydrocarbons								
Benzo(a)anthracene	0.84	0.012	0.15	ug/l		8270C-S	07/15/15	3
Benzo(a)pyrene	0.44	0.035	0.15	ug/l		8270C-S	07/15/15	3
Benzo(b)fluoranthene	0.63	0.0064	0.15	ug/l		8270C-S	07/15/15	3
Benzo(k)fluoranthene	0.20	0.041	0.15	ug/l		8270C-S	07/15/15	3
Chrysene	1.2	0.032	0.15	ug/l		8270C-S	07/15/15	3
Dibenz(a,h)anthracene	0.041	0.012	0.15	ug/l	J	8270C-S	07/15/15	3
Indeno(1,2,3-cd)pyrene	0.094	0.044	0.15	ug/l	J	8270C-S	07/15/15	3
Surrogate Recovery								
Nitrobenzene-d5	54.5			% Rec.		8270C-S	07/15/15	3
2-Fluorobiphenyl	28.7			% Rec.	J2	8270C-S	07/15/15	3
p-Terphenyl-d14	16.0			% Rec.	J2	8270C-S	07/15/15	3

U = ND (Not Detected)
 RDL = Reported Detection Limit = LOQ = PQL = EQL = TRRP MQL
 MDL = Minimum Detection Limit = LOD = TRRP SDL

Note:
 The reported analytical results relate only to the sample submitted.
 This report shall not be reproduced, except in full, without the written approval from ESC.

Reported: 07/20/15 17:34 Printed: 07/20/15 17:34



12065 Lebanon Rd.
 Mt. Juliet, TN 37122
 (615) 758-5858
 1-800-767-5859
 Fax (615) 758-5859

Tax I.D. 62-0814289

Est. 1970

REPORT OF ANALYSIS

Chris Kramer (SLR)
 Jeld-Wen
 1800 Blankenship Road, Suite 440
 West Linn, OR 97068

July 20, 2015

Date Received : July 09, 2015
 Description : Nord Door Project - Everett, WA
 Sample ID : GP-708-GW
 Collected By : A. Meugniot
 Collection Date : 07/08/15 12:07

ESC Sample # : L775999-02
 Site ID : EVERETT, WA
 Project # : 108.00228.00048

Parameter	Result	MDL	RDL	Units	Qualifier	Method	Date	Dil.
Gasoline Range Organics-NWTPH	950	32.	100	ug/l		NWTPHGX	07/17/15	1
Surrogate Recovery								
a,a,a-Trifluorotoluene(FID)	106.			% Rec.		NWTPHGX	07/17/15	1
Volatile Organics								
Benzene	0.88	0.090	0.50	ug/l		8260C	07/12/15	1
Toluene	3.8	0.10	0.50	ug/l		8260C	07/12/15	1
Ethylbenzene	7.3	0.16	0.50	ug/l		8260C	07/12/15	1
Xylenes, Total	17.	0.32	1.5	ug/l		8260C	07/12/15	1
Naphthalene	7000	35.	100	ug/l		8260C	07/20/15	200
1,2,4-Trimethylbenzene	16.	0.12	0.50	ug/l		8260C	07/12/15	1
Surrogate Recovery								
Toluene-d8	101.			% Rec.		8260C	07/12/15	1
Dibromofluoromethane	89.5			% Rec.		8260C	07/12/15	1
4-Bromofluorobenzene	96.6			% Rec.		8260C	07/12/15	1
Diesel Range Organics (DRO)	12000	160	500	ug/l		NWTPHDX	07/16/15	5
Residual Range Organics (RRO)	470	82.	250	ug/l		NWTPHDX	07/15/15	1
Surrogate Recovery								
o-Terphenyl	101.			% Rec.		NWTPHDX	07/15/15	1
Polynuclear Aromatic Hydrocarbons								
Benzo(a)anthracene	3.7	0.012	0.15	ug/l		8270C-S	07/15/15	3
Benzo(a)pyrene	2.1	0.035	0.15	ug/l		8270C-S	07/15/15	3
Benzo(b)fluoranthene	2.4	0.0064	0.15	ug/l		8270C-S	07/15/15	3
Benzo(k)fluoranthene	0.95	0.041	0.15	ug/l		8270C-S	07/15/15	3
Chrysene	3.3	0.032	0.15	ug/l		8270C-S	07/15/15	3
Dibenz(a,h)anthracene	0.20	0.012	0.15	ug/l		8270C-S	07/15/15	3
Indeno(1,2,3-cd)pyrene	0.47	0.044	0.15	ug/l		8270C-S	07/15/15	3
Surrogate Recovery								
Nitrobenzene-d5	64.7			% Rec.		8270C-S	07/15/15	3
2-Fluorobiphenyl	49.6			% Rec.	J2	8270C-S	07/15/15	3
p-Terphenyl-d14	37.8			% Rec.	J2	8270C-S	07/15/15	3

U = ND (Not Detected)
 RDL = Reported Detection Limit = LOQ = PQL = EQL = TRRP MQL
 MDL = Minimum Detection Limit = LOD = TRRP SDL

Note:
 The reported analytical results relate only to the sample submitted.
 This report shall not be reproduced, except in full, without the written approval from ESC.

Reported: 07/20/15 17:34 Printed: 07/20/15 17:34



12065 Lebanon Rd.
 Mt. Juliet, TN 37122
 (615) 758-5858
 1-800-767-5859
 Fax (615) 758-5859

Tax I.D. 62-0814289

Est. 1970

REPORT OF ANALYSIS

Chris Kramer (SLR)
 Jeld-Wen
 1800 Blankenship Road, Suite 440
 West Linn, OR 97068

July 20, 2015

Date Received : July 09, 2015
 Description : Nord Door Project - Everett, WA
 Sample ID : GP-711-GW
 Collected By : A. Meugniot
 Collection Date : 07/08/15 14:03

ESC Sample # : L775999-03
 Site ID : EVERETT, WA
 Project # : 108.00228.00048

Parameter	Result	MDL	RDL	Units	Qualifier	Method	Date	Dil.
Gasoline Range Organics-NWTPH	1700	32.	100	ug/l		NWTPHGX	07/17/15	1
Surrogate Recovery								
a,a,a-Trifluorotoluene(FID)	106.			% Rec.		NWTPHGX	07/17/15	1
Volatile Organics								
Benzene	46.	0.090	0.50	ug/l		8260C	07/12/15	1
Toluene	14.	0.10	0.50	ug/l		8260C	07/12/15	1
Ethylbenzene	65.	0.16	0.50	ug/l		8260C	07/12/15	1
Xylenes, Total	77.	0.32	1.5	ug/l		8260C	07/12/15	1
Naphthalene	7700	35.	100	ug/l		8260C	07/20/15	200
1,2,4-Trimethylbenzene	19.	0.12	0.50	ug/l		8260C	07/12/15	1
Surrogate Recovery								
Toluene-d8	101.			% Rec.		8260C	07/12/15	1
Dibromofluoromethane	86.3			% Rec.		8260C	07/12/15	1
4-Bromofluorobenzene	91.4			% Rec.		8260C	07/12/15	1
Diesel Range Organics (DRO)	36000	33.	100	ug/l	E	NWTPHDX	07/15/15	1
Residual Range Organics (RRO)	4400	82.	250	ug/l		NWTPHDX	07/15/15	1
Surrogate Recovery								
o-Terphenyl	93.6			% Rec.		NWTPHDX	07/15/15	1
Polynuclear Aromatic Hydrocarbons								
Benzo(a)anthracene	0.12	0.012	0.15	ug/l	J	8270C-S	07/15/15	3
Benzo(a)pyrene	0.10	0.035	0.15	ug/l	J	8270C-S	07/15/15	3
Benzo(b)fluoranthene	0.16	0.0064	0.15	ug/l		8270C-S	07/15/15	3
Benzo(k)fluoranthene	0.042	0.041	0.15	ug/l	J	8270C-S	07/15/15	3
Chrysene	0.16	0.032	0.15	ug/l		8270C-S	07/15/15	3
Dibenz(a,h)anthracene	0.016	0.012	0.15	ug/l	J	8270C-S	07/15/15	3
Indeno(1,2,3-cd)pyrene	0.057	0.044	0.15	ug/l	J	8270C-S	07/15/15	3
Surrogate Recovery								
Nitrobenzene-d5	90.3			% Rec.		8270C-S	07/15/15	3
2-Fluorobiphenyl	70.5			% Rec.		8270C-S	07/15/15	3
p-Terphenyl-d14	60.8			% Rec.		8270C-S	07/15/15	3

U = ND (Not Detected)
 RDL = Reported Detection Limit = LOQ = PQL = EQL = TRRP MQL
 MDL = Minimum Detection Limit = LOD = TRRP SDL

Note:
 The reported analytical results relate only to the sample submitted.
 This report shall not be reproduced, except in full, without the written approval from ESC.

Reported: 07/20/15 17:34 Printed: 07/20/15 17:34



12065 Lebanon Rd.
 Mt. Juliet, TN 37122
 (615) 758-5858
 1-800-767-5859
 Fax (615) 758-5859

Tax I.D. 62-0814289

Est. 1970

REPORT OF ANALYSIS

Chris Kramer (SLR)
 Jeld-Wen
 1800 Blankenship Road, Suite 440
 West Linn, OR 97068

July 20, 2015

Date Received : July 09, 2015
 Description : Nord Door Project - Everett, WA
 Sample ID : GP-706-GW
 Collected By : A. Meugniot
 Collection Date : 07/08/15 15:03

ESC Sample # : L775999-04
 Site ID : EVERETT, WA
 Project # : 108.00228.00048

Parameter	Result	MDL	RDL	Units	Qualifier	Method	Date	Dil.
Gasoline Range Organics-NWTPH	33.	32.	100	ug/l	J	NWTPHGX	07/17/15	1
Surrogate Recovery								
a,a,a-Trifluorotoluene(FID)	106.			% Rec.		NWTPHGX	07/17/15	1
Volatile Organics								
Benzene	0.49	0.090	0.50	ug/l	J	8260C	07/12/15	1
Toluene	0.38	0.10	0.50	ug/l	J	8260C	07/12/15	1
Ethylbenzene	U	0.16	0.50	ug/l		8260C	07/12/15	1
Xylenes, Total	0.88	0.32	1.5	ug/l	J	8260C	07/12/15	1
Naphthalene	1.9	0.17	0.50	ug/l		8260C	07/20/15	1
1,2,4-Trimethylbenzene	0.53	0.12	0.50	ug/l		8260C	07/12/15	1
Surrogate Recovery								
Toluene-d8	102.			% Rec.		8260C	07/12/15	1
Dibromofluoromethane	86.6			% Rec.		8260C	07/12/15	1
4-Bromofluorobenzene	95.9			% Rec.		8260C	07/12/15	1
Diesel Range Organics (DRO)	820	33.	100	ug/l		NWTPHDX	07/15/15	1
Residual Range Organics (RRO)	370	82.	250	ug/l		NWTPHDX	07/15/15	1
Surrogate Recovery								
o-Terphenyl	149.			% Rec.		NWTPHDX	07/15/15	1
Polynuclear Aromatic Hydrocarbons								
Benzo(a)anthracene	0.057	0.012	0.15	ug/l	J	8270C-S	07/15/15	3
Benzo(a)pyrene	0.045	0.035	0.15	ug/l	J	8270C-S	07/15/15	3
Benzo(b)fluoranthene	0.064	0.0064	0.15	ug/l	J	8270C-S	07/15/15	3
Benzo(k)fluoranthene	U	0.041	0.15	ug/l		8270C-S	07/15/15	3
Chrysene	0.054	0.032	0.15	ug/l	J	8270C-S	07/15/15	3
Dibenz(a,h)anthracene	U	0.012	0.15	ug/l		8270C-S	07/15/15	3
Indeno(1,2,3-cd)pyrene	U	0.044	0.15	ug/l		8270C-S	07/15/15	3
Surrogate Recovery								
Nitrobenzene-d5	102.			% Rec.		8270C-S	07/15/15	3
2-Fluorobiphenyl	74.0			% Rec.		8270C-S	07/15/15	3
p-Terphenyl-d14	58.7			% Rec.		8270C-S	07/15/15	3

U = ND (Not Detected)
 RDL = Reported Detection Limit = LOQ = PQL = EQL = TRRP MQL
 MDL = Minimum Detection Limit = LOD = TRRP SDL

Note:
 The reported analytical results relate only to the sample submitted.
 This report shall not be reproduced, except in full, without the written approval from ESC.

Reported: 07/20/15 17:34 Printed: 07/20/15 17:34



12065 Lebanon Rd.
 Mt. Juliet, TN 37122
 (615) 758-5858
 1-800-767-5859
 Fax (615) 758-5859

Tax I.D. 62-0814289

Est. 1970

REPORT OF ANALYSIS

Chris Kramer (SLR)
 Jeld-Wen
 1800 Blankenship Road, Suite 440
 West Linn, OR 97068

July 20, 2015

Date Received : July 09, 2015
 Description : Nord Door Project - Everett, WA
 Sample ID : TRIP BLANK
 Collected By : A. Meugniot
 Collection Date : 07/08/15 15:03

ESC Sample # : L775999-05
 Site ID : EVERETT, WA
 Project # : 108.00228.00048

Parameter	Result	MDL	RDL	Units	Qualifier	Method	Date	Dil.
Volatile Organics								
Benzene	U	0.090	0.50	ug/l		8260B	07/12/15	1
Toluene	U	0.10	0.50	ug/l		8260B	07/12/15	1
Ethylbenzene	U	0.16	0.50	ug/l		8260B	07/12/15	1
Xylenes, Total	U	0.32	1.5	ug/l		8260B	07/12/15	1
Naphthalene	U	0.17	0.50	ug/l		8260B	07/12/15	1
1,2,4-Trimethylbenzene	U	0.12	0.50	ug/l		8260B	07/12/15	1
Surrogate Recovery								
Toluene-d8	101.				% Rec.	8260B	07/12/15	1
Dibromofluoromethane	89.1				% Rec.	8260B	07/12/15	1
4-Bromofluorobenzene	95.0				% Rec.	8260B	07/12/15	1

U = ND (Not Detected)
 RDL = Reported Detection Limit = LOQ = PQL = EQL = TRRP MQL
 MDL = Minimum Detection Limit = LOD = TRRP SDL

Note:
 The reported analytical results relate only to the sample submitted.
 This report shall not be reproduced, except in full, without the written approval from ESC.

Reported: 07/20/15 17:34 Printed: 07/20/15 17:34

Attachment A
List of Analytes with QC Qualifiers

Sample Number	Work Group	Sample Type	Analyte	Run ID	Qualifier
L775999-01	WG802359	SAMP	Dibenz(a,h)anthracene	R3049843	J
	WG802359	SAMP	Indeno(1,2,3-cd)pyrene	R3049843	J
	WG802359	SAMP	2-Fluorobiphenyl	R3049843	J2
	WG802359	SAMP	p-Terphenyl-d14	R3049843	J2
L775999-02	WG802359	SAMP	2-Fluorobiphenyl	R3049843	J2
	WG802359	SAMP	p-Terphenyl-d14	R3049843	J2
L775999-03	WG801487	SAMP	Diesel Range Organics (DRO)	R3049948	E
	WG802359	SAMP	Benzo(a)anthracene	R3049843	J
	WG802359	SAMP	Benzo(a)pyrene	R3049843	J
	WG802359	SAMP	Benzo(k)fluoranthene	R3049843	J
	WG802359	SAMP	Dibenz(a,h)anthracene	R3049843	J
L775999-04	WG802359	SAMP	Indeno(1,2,3-cd)pyrene	R3049843	J
	WG802496	SAMP	Gasoline Range Organics-NWTPH	R3050923	J
	WG801804	SAMP	Benzene	R3049282	J
	WG801804	SAMP	Toluene	R3049282	J
	WG801804	SAMP	Xylenes, Total	R3049282	J
	WG802359	SAMP	Benzo(a)anthracene	R3049843	J
	WG802359	SAMP	Benzo(a)pyrene	R3049843	J
	WG802359	SAMP	Benzo(b)fluoranthene	R3049843	J
	WG802359	SAMP	Chrysene	R3049843	J

Attachment B
Explanation of QC Qualifier Codes

Qualifier	Meaning
E	GTL (EPA) - Greater than upper calibration limit: Actual value is known to be greater than the upper calibration range.
J	(EPA) - Estimated value below the lowest calibration point. Confidence correlates with concentration.
J2	Surrogate recovery limits have been exceeded; values are outside lower control limits

Qualifier Report Information

ESC utilizes sample and result qualifiers as set forth by the EPA Contract Laboratory Program and as required by most certifying bodies including NELAC. In addition to the EPA qualifiers adopted by ESC, we have implemented ESC qualifiers to provide more information pertaining to our analytical results. Each qualifier is designated in the qualifier explanation as either EPA or ESC. Data qualifiers are intended to provide the ESC client with more detailed information concerning the potential bias of reported data. Because of the wide range of constituents and variety of matrices incorporated by most EPA methods, it is common for some compounds to fall outside of established ranges. These exceptions are evaluated and all reported data is valid and useable "unless qualified as 'R' (Rejected)."

Definitions

- Accuracy - The relationship of the observed value of a known sample to the true value of a known sample. Represented by percent recovery and relevant to samples such as: control samples, matrix spike recoveries, surrogate recoveries, etc.
- Precision - The agreement between a set of samples or between duplicate samples. Relates to how close together the results are and is represented by Relative Percent Difference.
- Surrogate - Organic compounds that are similar in chemical composition, extraction, and chromatography to analytes of interest. The surrogates are used to determine the probable response of the group of analytes that are chemically related to the surrogate compound. Surrogates are added to the sample and carried through all stages of preparation and analyses.
- TIC - Tentatively Identified Compound: Compounds detected in samples that are not target compounds, internal standards, system monitoring compounds, or surrogates.



YOUR LAB OF CHOICE

Jeld-Wen
Chris Kramer (SLR)
1800 Blankenship Road, Suite 440

West Linn, OR 97068

Quality Assurance Report
Level II

L775999

12065 Lebanon Rd.
Mt. Juliet, TN 37122
(615) 758-5858
1-800-767-5859
Fax (615) 758-5859

Tax I.D. 62-0814289

Est. 1970

July 20, 2015

Analyte	Result	Laboratory Blank		Limit	Batch	Date Analyzed
		Units	% Rec			
1,2,4-Trimethylbenzene	< .0005	mg/l			WG801804	07/12/15 10:15
Benzene	< .0005	mg/l			WG801804	07/12/15 10:15
Ethylbenzene	< .0005	mg/l			WG801804	07/12/15 10:15
Naphthalene	< .0005	mg/l			WG801804	07/12/15 10:15
Toluene	< .0005	mg/l			WG801804	07/12/15 10:15
Xylenes, Total	< .0015	mg/l			WG801804	07/12/15 10:15
4-Bromofluorobenzene		% Rec.	94.40	71-126	WG801804	07/12/15 10:15
Dibromofluoromethane		% Rec.	90.30	78.3-121	WG801804	07/12/15 10:15
Toluene-d8		% Rec.	103.0	88.5-111	WG801804	07/12/15 10:15
Diesel Range Organics (DRO)	< .1	mg/l			WG801487	07/14/15 10:26
Residual Range Organics (RRO)	< .25	mg/l			WG801487	07/14/15 10:26
o-Terphenyl		% Rec.	136.0	50-150	WG801487	07/14/15 10:26
Benzo(a)anthracene	< .00005	mg/l			WG802359	07/15/15 00:25
Benzo(a)pyrene	< .00005	mg/l			WG802359	07/15/15 00:25
Benzo(b)fluoranthene	< .00005	mg/l			WG802359	07/15/15 00:25
Benzo(k)fluoranthene	< .00005	mg/l			WG802359	07/15/15 00:25
Chrysene	< .00005	mg/l			WG802359	07/15/15 00:25
Dibenz(a,h)anthracene	< .00005	mg/l			WG802359	07/15/15 00:25
Indeno(1,2,3-cd)pyrene	< .00005	mg/l			WG802359	07/15/15 00:25
2-Fluorobiphenyl		% Rec.	87.00	57.7-153	WG802359	07/15/15 00:25
Nitrobenzene-d5		% Rec.	99.80	45.1-170	WG802359	07/15/15 00:25
p-Terphenyl-d14		% Rec.	85.00	53.2-156	WG802359	07/15/15 00:25
Gasoline Range Organics-NWTPH	< .1	mg/l			WG802496	07/17/15 05:37
a,a,a-Trifluorotoluene(FID)		% Rec.	106.0	62-128	WG802496	07/17/15 05:37
Naphthalene	< .0005	mg/l			WG803646	07/20/15 10:29
4-Bromofluorobenzene		% Rec.	105.0	71-126	WG803646	07/20/15 10:29
Dibromofluoromethane		% Rec.	101.0	78.3-121	WG803646	07/20/15 10:29
Toluene-d8		% Rec.	106.0	88.5-111	WG803646	07/20/15 10:29

Analyte	Units	Laboratory Control Sample		% Rec	Limit	Batch
		Known Val	Result			
1,2,4-Trimethylbenzene	mg/l	.025	0.0248	99.3	75-123	WG801804
Benzene	mg/l	.025	0.0253	101.	74.8-121	WG801804
Ethylbenzene	mg/l	.025	0.0256	102.	78.8-122	WG801804
Naphthalene	mg/l	.025	0.0182	72.9	68.4-128	WG801804
Toluene	mg/l	.025	0.0266	106.	79.7-116	WG801804
Xylenes, Total	mg/l	.075	0.0772	103.	78.7-121	WG801804
4-Bromofluorobenzene				93.20	71-126	WG801804
Dibromofluoromethane				89.20	78.3-121	WG801804
Toluene-d8				103.0	88.5-111	WG801804
Diesel Range Organics (DRO)	mg/l	.75	1.03	138.	50-150	WG801487
Residual Range Organics (RRO)	mg/l	.75	1.08	143.	50-150	WG801487
o-Terphenyl				146.0	50-150	WG801487
Benzo(a)anthracene	mg/l	.002	0.00158	78.9	63.1-147	WG802359
Benzo(a)pyrene	mg/l	.002	0.00169	84.5	62.2-150	WG802359
Benzo(b)fluoranthene	mg/l	.002	0.00163	81.6	58.4-148	WG802359

* Performance of this Analyte is outside of established criteria.

For additional information, please see Attachment A 'List of Analytes with QC Qualifiers.'



YOUR LAB OF CHOICE

Jeld-Wen
Chris Kramer (SLR)
1800 Blankenship Road, Suite 440
West Linn, OR 97068

Quality Assurance Report
Level II
L775999

12065 Lebanon Rd.
Mt. Juliet, TN 37122
(615) 758-5858
1-800-767-5859
Fax (615) 758-5859

Tax I.D. 62-0814289

Est. 1970

July 20, 2015

Analyte	Units	Laboratory Control Sample		% Rec	Limit	Batch
		Known Val	Result			
Benzo(k)fluoranthene	mg/l	.002	0.00154	76.8	60.5-154	WG802359
Chrysene	mg/l	.002	0.00165	82.3	64.8-155	WG802359
Dibenz(a,h)anthracene	mg/l	.002	0.00138	68.8	53.5-153	WG802359
Indeno(1,2,3-cd)pyrene	mg/l	.002	0.00141	70.3	57-155	WG802359
2-Fluorobiphenyl				89.40	57.7-153	WG802359
Nitrobenzene-d5				103.0	45.1-170	WG802359
p-Terphenyl-d14				79.40	53.2-156	WG802359
Gasoline Range Organics-NWTPH	mg/l	5.5	5.38	97.8	66-123	WG802496
a,a,a-Trifluorotoluene(FID)				106.0	62-128	WG802496
Naphthalene	mg/l	.025	0.0258	103.	68.4-128	WG803646
4-Bromofluorobenzene				106.0	71-126	WG803646
Dibromofluoromethane				97.80	78.3-121	WG803646
Toluene-d8				106.0	88.5-111	WG803646

Analyte	Units	Laboratory Control Sample Duplicate			Limit	RPD	Limit	Batch
		Result	Ref	%Rec				
1,2,4-Trimethylbenzene	mg/l	0.0239	0.0248	96.0	75-123	3.76	20	WG801804
Benzene	mg/l	0.0250	0.0253	100.	74.8-121	1.08	20	WG801804
Ethylbenzene	mg/l	0.0257	0.0256	103.	78.8-122	0.590	20	WG801804
Naphthalene	mg/l	0.0173	0.0182	69.0	68.4-128	5.12	20	WG801804
Toluene	mg/l	0.0253	0.0266	101.	79.7-116	5.07	20	WG801804
Xylenes, Total	mg/l	0.0765	0.0772	102.	78.7-121	0.940	20	WG801804
4-Bromofluorobenzene				94.10	71-126			WG801804
Dibromofluoromethane				90.70	78.3-121			WG801804
Toluene-d8				102.0	88.5-111			WG801804
Diesel Range Organics (DRO)	mg/l	1.06	1.03	142.	50-150	2.71	20	WG801487
Residual Range Organics (RRO)	mg/l	0.982	1.08	131.	50-150	9.15	20	WG801487
o-Terphenyl				134.0	50-150			WG801487
Benzo(a)anthracene	mg/l	0.00156	0.00158	78.0	63.1-147	1.36	20	WG802359
Benzo(a)pyrene	mg/l	0.00163	0.00169	82.0	62.2-150	3.35	20	WG802359
Benzo(b)fluoranthene	mg/l	0.00153	0.00163	76.0	58.4-148	6.60	20	WG802359
Benzo(k)fluoranthene	mg/l	0.00157	0.00154	79.0	60.5-154	2.32	20	WG802359
Chrysene	mg/l	0.00161	0.00165	80.0	64.8-155	2.26	20	WG802359
Dibenz(a,h)anthracene	mg/l	0.00131	0.00138	66.0	53.5-153	4.58	20	WG802359
Indeno(1,2,3-cd)pyrene	mg/l	0.00136	0.00141	68.0	57-155	3.35	20	WG802359
2-Fluorobiphenyl				89.60	57.7-153			WG802359
Nitrobenzene-d5				100.0	45.1-170			WG802359
p-Terphenyl-d14				77.40	53.2-156			WG802359
Gasoline Range Organics-NWTPH	mg/l	5.35	5.38	97.0	66-123	0.620	20	WG802496
a,a,a-Trifluorotoluene(FID)				106.0	62-128			WG802496
Naphthalene	mg/l	0.0256	0.0258	102.	68.4-128	0.730	20	WG803646
4-Bromofluorobenzene				104.0	71-126			WG803646
Dibromofluoromethane				97.50	78.3-121			WG803646
Toluene-d8				106.0	88.5-111			WG803646

* Performance of this Analyte is outside of established criteria.
For additional information, please see Attachment A 'List of Analytes with QC Qualifiers.'



YOUR LAB OF CHOICE

Jeld-Wen
Chris Kramer (SLR)
1800 Blankenship Road, Suite 440

West Linn, OR 97068

Quality Assurance Report
Level II

L775999

12065 Lebanon Rd.
Mt. Juliet, TN 37122
(615) 758-5858
1-800-767-5859
Fax (615) 758-5859

Tax I.D. 62-0814289

Est. 1970

July 20, 2015

Analyte	Units	MS Res	Matrix Spike		% Rec	Limit	Ref Samp	Batch
			Ref Res	TV				
1,2,4-Trimethylbenzene	mg/l	0.0181	0.0	.025	72.0	57.4-137	L774969-06	WG801804
Benzene	mg/l	0.0184	0.0	.025	74.0	54.3-133	L774969-06	WG801804
Ethylbenzene	mg/l	0.0188	0.0	.025	75.0	61.4-133	L774969-06	WG801804
Naphthalene	mg/l	0.0147	0.0	.025	59.0	58-135	L774969-06	WG801804
Toluene	mg/l	0.0189	0.0	.025	76.0	61.4-130	L774969-06	WG801804
Xylenes, Total	mg/l	0.0561	0.0	.075	75.0	63.3-131	L774969-06	WG801804
4-Bromofluorobenzene					96.90	71-126		WG801804
Dibromofluoromethane					90.70	78.3-121		WG801804
Toluene-d8					102.0	88.5-111		WG801804
Gasoline Range Organics-NWTPH	mg/l	4.71	0.0	5.5	86.0	47.5-136	L775982-01	WG802496
a,a,a-Trifluorotoluene(FID)					105.0	62-128		WG802496

Analyte	Units	MSD	Matrix Spike Duplicate		Limit	RPD	Limit	Ref Samp	Batch
			Ref	%Rec					
1,2,4-Trimethylbenzene	mg/l	0.0222	0.0181	88.8	57.4-137	20.4*	20	L774969-06	WG801804
Benzene	mg/l	0.0227	0.0184	90.7	54.3-133	20.8*	20	L774969-06	WG801804
Ethylbenzene	mg/l	0.0237	0.0188	94.9	61.4-133	23.5*	20	L774969-06	WG801804
Naphthalene	mg/l	0.0172	0.0147	68.7	58-135	15.8	25.5	L774969-06	WG801804
Toluene	mg/l	0.0234	0.0189	93.6	61.4-130	21.4*	20	L774969-06	WG801804
Xylenes, Total	mg/l	0.0710	0.0561	94.6	63.3-131	23.5*	20	L774969-06	WG801804
4-Bromofluorobenzene				101.0	71-126				WG801804
Dibromofluoromethane				89.80	78.3-121				WG801804
Toluene-d8				103.0	88.5-111				WG801804
Gasoline Range Organics-NWTPH	mg/l	5.18	4.71	94.1	47.5-136	9.42	20	L775982-01	WG802496
a,a,a-Trifluorotoluene(FID)				106.0	62-128				WG802496

Batch number /Run number / Sample number cross reference

WG801804: R3049282: L775999-01 02 03 04 05
 WG801487: R3049651 R3049948 R3050464: L775999-01 02 03 04
 WG802359: R3049843 R3050385: L775999-01 02 03 04
 WG802496: R3050923: L775999-01 02 03 04
 WG803646: R3051280: L775999-01 02 03 04

* * Calculations are performed prior to rounding of reported values.
 * Performance of this Analyte is outside of established criteria.
 For additional information, please see Attachment A 'List of Analytes with QC Qualifiers.'



YOUR LAB OF CHOICE

Jeld-Wen
Chris Kramer (SLR)
1800 Blankenship Road, Suite 440

West Linn, OR 97068

Quality Assurance Report
Level II

L775999

12065 Lebanon Rd.
Mt. Juliet, TN 37122
(615) 758-5858
1-800-767-5859
Fax (615) 758-5859

Tax I.D. 62-0814289

Est. 1970

July 20, 2015

The data package includes a summary of the analytic results of the quality control samples required by the SW-846 or CWA methods. The quality control samples include a method blank, a laboratory control sample, and the matrix spike/matrix spike duplicate analysis. If a target parameter is outside the method limits, every sample that is effected is flagged with the appropriate qualifier in Appendix B of the analytic report.

Method Blank - an aliquot of reagent water carried through the entire analytic process. The method blank results indicate if any possible contamination exposure during the sample handling, digestion or extraction process, and analysis. Concentrations of target analytes above the reporting limit in the method blank are qualified with the "B" qualifier.

Laboratory Control Sample - is a sample of known concentration that is carried through the digestion/extraction and analysis process. The percent recovery, expressed as a percentage of the theoretical concentration, has statistical control limits indicating that the analytic process is "in control". If a target analyte is outside the control limits for the laboratory control sample or any other control sample, the parameter is flagged with a "J4" qualifier for all effected samples.

Matrix Spike and Matrix Spike Duplicate - is two aliquots of an environmental sample that is spiked with known concentrations of target analytes. The percent recovery of the target analytes also has statistical control limits. If any recoveries that are outside the method control limits, the sample that was selected for matrix spike/matrix spike duplicate analysis is flagged with either a "J5" or a "J6". The relative percent difference (%RPD) between the matrix spike and the matrix spike duplicate recoveries is all calculated. If the RPD is above the method limit, the effected samples are flagged with a "J3" qualifier.



12065 Lebanon Rd.
Mt. Juliet, TN 37122
(615) 758-5858
1-800-767-5859
Fax (615) 758-5859

Tax I.D. 62-0814289

Est. 1970

Chris Kramer (SLR)
Jeld-Wen
1800 Blankenship Road, Suite 440
West Linn, OR 97068

Report Summary

Tuesday July 21, 2015

Report Number: L776223


Samples Received: 07/10/15

Client Project: 108.00228.00048

Description: Nord Door Project - Everett, WA

The analytical results in this report are based upon information supplied by you, the client, and are for your exclusive use. If you have any questions regarding this data package, please do not hesitate to call.

Entire Report Reviewed By:


Jared Willis, ESC Representative

Laboratory Certification Numbers

A2LA - 1461-01, AIHA - 100789, AL - 40660, CA - 01157CA, CT - PH-0197,
FL - E87487, GA - 923, IN - C-IN-01, KY - 90010, KYUST - 0016,
NC - ENV375/DW21704/BIO041, ND - R-140, NJ - TN002, NJ NELAP - TN002,
SC - 84004, TN - 2006, VA - 460132, WV - 233, AZ - 0612,
MN - 047-999-395, NY - 11742, WI - 998093910, NV - TN000032011-1,
TX - T104704245-11-3, OK - 9915, PA - 68-02979, IA Lab #364, EPA - TN002

Accreditation is only applicable to the test methods specified on each scope of accreditation held by ESC Lab Sciences.

This report may not be reproduced, except in full, without written approval from ESC Lab Sciences. Where applicable, sampling conducted by ESC is performed per guidance provided in laboratory standard operating procedures: 060302, 060303, and 060304.



12065 Lebanon Rd.
 Mt. Juliet, TN 37122
 (615) 758-5858
 1-800-767-5859
 Fax (615) 758-5859

Tax I.D. 62-0814289

Est. 1970

REPORT OF ANALYSIS

Chris Kramer (SLR)
 Jeld-Wen
 1800 Blankenship Road, Suite 440
 West Linn, OR 97068

July 21, 2015

Date Received : July 10, 2015
 Description : Nord Door Project - Everett, WA
 Sample ID : GP-701-5FT
 Collected By : P. LeDoux
 Collection Date : 07/09/15 10:45

ESC Sample # : L776223-01
 Site ID : EVERETT, WA
 Project # : 108.00228.00048

Parameter	Dry Result	MDL	RDL	Units	Qualifier	Method	Date	Dil.
Total Solids	93.4	0.0333		%		2540 G-2	07/15/15	1
Gasoline Range Organics-NWTPH Surrogate Recovery	U	0.034	0.11	mg/kg		NWTPHGX	07/16/15	1
a,a,a-Trifluorotoluene(FID)	95.6			% Rec.		NWTPHGX	07/16/15	1
Volatile Organics								
Benzene	U	0.00027	0.0011	mg/kg		8260C	07/17/15	1
Toluene	U	0.00043	0.0054	mg/kg		8260C	07/17/15	1
Ethylbenzene	U	0.00030	0.0011	mg/kg		8260C	07/17/15	1
Xylenes, Total	U	0.00070	0.0032	mg/kg		8260C	07/17/15	1
Naphthalene	U	0.0010	0.0054	mg/kg		8260C	07/17/15	1
1,2,4-Trimethylbenzene	U	0.00021	0.0011	mg/kg		8260C	07/17/15	1
Surrogate Recovery								
Toluene-d8	105.			% Rec.		8260C	07/17/15	1
Dibromofluoromethane	104.			% Rec.		8260C	07/17/15	1
4-Bromofluorobenzene	86.7			% Rec.		8260C	07/17/15	1
Diesel Range Organics (DRO)								
Residual Range Organics (RRO)	1.8	1.3	4.3	mg/kg	J	NWTPHDX	07/15/15	1
Surrogate Recovery	14.	3.3	11.	mg/kg		NWTPHDX	07/15/15	1
o-Terphenyl	78.4			% Rec.		NWTPHDX	07/15/15	1
Polynuclear Aromatic Hydrocarbons								
Benzo(a)anthracene	0.0017	0.00060	0.0064	mg/kg	J	8270D-SI	07/15/15	1
Benzo(a)pyrene	0.0029	0.00060	0.0064	mg/kg	J	8270D-SI	07/15/15	1
Benzo(b)fluoranthene	0.0034	0.00060	0.0064	mg/kg	J	8270D-SI	07/15/15	1
Benzo(k)fluoranthene	U	0.00060	0.0064	mg/kg		8270D-SI	07/15/15	1
Chrysene	0.0031	0.00060	0.0064	mg/kg	J	8270D-SI	07/15/15	1
Dibenz(a,h)anthracene	U	0.00060	0.0064	mg/kg		8270D-SI	07/15/15	1
Indeno(1,2,3-cd)pyrene	0.00080	0.00060	0.0064	mg/kg	J	8270D-SI	07/15/15	1
Surrogate Recovery								
Nitrobenzene-d5	79.2			% Rec.		8270D-SI	07/15/15	1
2-Fluorobiphenyl	82.6			% Rec.		8270D-SI	07/15/15	1
p-Terphenyl-d14	76.9			% Rec.		8270D-SI	07/15/15	1

Results listed are dry weight basis.

U = ND (Not Detected)

MDL = Minimum Detection Limit = LOD = TRRP SDL

RDL = Reported Detection Limit = LOQ = PQL = EQL = TRRP MQL

Note:

This report shall not be reproduced, except in full, without the written approval from ESC.

The reported analytical results relate only to the sample submitted

Reported: 07/21/15 15:34 Printed: 07/21/15 15:35



12065 Lebanon Rd.
 Mt. Juliet, TN 37122
 (615) 758-5858
 1-800-767-5859
 Fax (615) 758-5859

Tax I.D. 62-0814289

Est. 1970

REPORT OF ANALYSIS

Chris Kramer (SLR)
 Jeld-Wen
 1800 Blankenship Road, Suite 440
 West Linn, OR 97068

July 21, 2015

Date Received : July 10, 2015
 Description : Nord Door Project - Everett, WA

ESC Sample # : L776223-02

Sample ID : GP-702-4FT

Site ID : EVERETT, WA

Collected By : P. LeDoux
 Collection Date : 07/09/15 12:20

Project # : 108.00228.00048

Parameter	Dry Result	MDL	RDL	Units	Qualifier	Method	Date	Dil.
Total Solids	95.0	0.0333		%		2540 G-2	07/15/15	1
Gasoline Range Organics-NWTPH	1.4	0.034	0.10	mg/kg		NWTPHGX	07/16/15	1
Surrogate Recovery a,a,a-Trifluorotoluene(FID)	95.1			% Rec.		NWTPHGX	07/16/15	1
Volatile Organics								
Benzene	U	0.00027	0.0010	mg/kg		8260C	07/17/15	1
Toluene	U	0.00043	0.0053	mg/kg		8260C	07/17/15	1
Ethylbenzene	U	0.00030	0.0010	mg/kg		8260C	07/17/15	1
Xylenes, Total	U	0.00070	0.0032	mg/kg		8260C	07/17/15	1
Naphthalene	U	0.0010	0.0053	mg/kg		8260C	07/17/15	1
1,2,4-Trimethylbenzene	U	0.00021	0.0010	mg/kg		8260C	07/17/15	1
Surrogate Recovery								
Toluene-d8	102.			% Rec.		8260C	07/17/15	1
Dibromofluoromethane	110.			% Rec.		8260C	07/17/15	1
4-Bromofluorobenzene	94.9			% Rec.		8260C	07/17/15	1
Diesel Range Organics (DRO)								
Residual Range Organics (RRO)	210	66.	210	mg/kg	J	NWTPHDX	07/15/15	50
Surrogate Recovery	1000	160	530	mg/kg		NWTPHDX	07/15/15	50
o-Terphenyl	0.00			% Rec.	J7	NWTPHDX	07/15/15	50
Polynuclear Aromatic Hydrocarbons								
Benzo(a)anthracene	0.058	0.012	0.13	mg/kg	J	8270D-SI	07/15/15	20
Benzo(a)pyrene	0.085	0.012	0.13	mg/kg	J	8270D-SI	07/15/15	20
Benzo(b)fluoranthene	0.13	0.012	0.13	mg/kg		8270D-SI	07/15/15	20
Benzo(k)fluoranthene	U	0.012	0.13	mg/kg		8270D-SI	07/15/15	20
Chrysene	0.055	0.012	0.13	mg/kg	J	8270D-SI	07/15/15	20
Dibenz(a,h)anthracene	0.025	0.012	0.13	mg/kg	J	8270D-SI	07/15/15	20
Indeno(1,2,3-cd)pyrene	0.030	0.012	0.13	mg/kg	J	8270D-SI	07/15/15	20
Surrogate Recovery								
Nitrobenzene-d5	127.			% Rec.	J7	8270D-SI	07/15/15	20
2-Fluorobiphenyl	101.			% Rec.	J7	8270D-SI	07/15/15	20
p-Terphenyl-d14	82.1			% Rec.	J7	8270D-SI	07/15/15	20

Results listed are dry weight basis.

U = ND (Not Detected)

MDL = Minimum Detection Limit = LOD = TRRP SDL

RDL = Reported Detection Limit = LOQ = PQL = EQL = TRRP MQL

Note:

This report shall not be reproduced, except in full, without the written approval from ESC.

The reported analytical results relate only to the sample submitted

Reported: 07/21/15 15:34 Printed: 07/21/15 15:35



12065 Lebanon Rd.
 Mt. Juliet, TN 37122
 (615) 758-5858
 1-800-767-5859
 Fax (615) 758-5859

Tax I.D. 62-0814289

Est. 1970

REPORT OF ANALYSIS

Chris Kramer (SLR)
 Jeld-Wen
 1800 Blankenship Road, Suite 440
 West Linn, OR 97068

July 21, 2015

Date Received : July 10, 2015
 Description : Nord Door Project - Everett, WA
 Sample ID : GP-702-14.5FT
 Collected By : P. LeDoux
 Collection Date : 07/09/15 12:30

ESC Sample # : L776223-03
 Site ID : EVERETT, WA
 Project # : 108.00228.00048

Parameter	Dry Result	MDL	RDL	Units	Qualifier	Method	Date	Dil.
Total Solids	77.4	0.0333		%		2540 G-2	07/15/15	1
Gasoline Range Organics-NWTPH	40.	0.71	2.7	mg/kg		NWTPHGX	07/19/15	21
Surrogate Recovery								
a,a,a-Trifluorotoluene(FID)	99.7			% Rec.		NWTPHGX	07/19/15	1
Volatile Organics								
Benzene	U	0.0057	0.027	mg/kg		8260C	07/21/15	21
Toluene	0.059	0.0091	0.14	mg/kg	J	8260C	07/21/15	21
Ethylbenzene	0.11	0.0062	0.027	mg/kg		8260C	07/21/15	21
Xylenes, Total	0.27	0.015	0.081	mg/kg		8260C	07/21/15	21
Naphthalene	210	2.1	14.	mg/kg		8260C	07/21/15	2100
1,2,4-Trimethylbenzene	0.35	0.0044	0.027	mg/kg		8260C	07/21/15	21
Surrogate Recovery								
Toluene-d8	107.			% Rec.		8260C	07/21/15	1
Dibromofluoromethane	97.5			% Rec.		8260C	07/21/15	1
4-Bromofluorobenzene	59.5			% Rec.	J2	8260C	07/21/15	1
Diesel Range Organics (DRO)								
Residual Range Organics (RRO)	3400	66.	260	mg/kg		NWTPHDX	07/15/15	50
Surrogate Recovery	1200	160	640	mg/kg		NWTPHDX	07/15/15	50
o-Terphenyl	0.00			% Rec.	J7	NWTPHDX	07/15/15	50
Polynuclear Aromatic Hydrocarbons								
Benzo(a)anthracene	34.	0.030	0.39	mg/kg		8270D-SI	07/19/15	50
Benzo(a)pyrene	17.	0.030	0.39	mg/kg		8270D-SI	07/19/15	50
Benzo(b)fluoranthene	22.	0.030	0.39	mg/kg		8270D-SI	07/19/15	50
Benzo(k)fluoranthene	7.0	0.030	0.39	mg/kg		8270D-SI	07/19/15	50
Chrysene	26.	0.030	0.39	mg/kg		8270D-SI	07/19/15	50
Dibenz(a,h)anthracene	1.9	0.030	0.39	mg/kg		8270D-SI	07/19/15	50
Indeno(1,2,3-cd)pyrene	6.2	0.030	0.39	mg/kg		8270D-SI	07/19/15	50
Surrogate Recovery								
Nitrobenzene-d5	88.6			% Rec.	J7	8270D-SI	07/19/15	50
2-Fluorobiphenyl	85.8			% Rec.	J7	8270D-SI	07/19/15	50
p-Terphenyl-d14	37.7			% Rec.	J7	8270D-SI	07/19/15	50

Results listed are dry weight basis.

U = ND (Not Detected)

MDL = Minimum Detection Limit = LOD = TRRP SDL

RDL = Reported Detection Limit = LOQ = PQL = EQL = TRRP MQL

Note:

This report shall not be reproduced, except in full, without the written approval from ESC.

The reported analytical results relate only to the sample submitted

Reported: 07/21/15 15:34 Printed: 07/21/15 15:35



12065 Lebanon Rd.
 Mt. Juliet, TN 37122
 (615) 758-5858
 1-800-767-5859
 Fax (615) 758-5859

Tax I.D. 62-0814289

Est. 1970

REPORT OF ANALYSIS

Chris Kramer (SLR)
 Jeld-Wen
 1800 Blankenship Road, Suite 440
 West Linn, OR 97068

July 21, 2015

Date Received : July 10, 2015
 Description : Nord Door Project - Everett, WA
 Sample ID : GP-705-5FT
 Collected By : P. LeDoux
 Collection Date : 07/09/15 13:55

ESC Sample # : L776223-04
 Site ID : EVERETT, WA
 Project # : 108.00228.00048

Parameter	Dry Result	MDL	RDL	Units	Qualifier	Method	Date	Dil.
Total Solids	85.4	0.0333		%		2540 G-2	07/15/15	1
Gasoline Range Organics-NWTPH	9.2	0.034	0.12	mg/kg		NWTPHGX	07/16/15	1
Surrogate Recovery a,a,a-Trifluorotoluene(FID)	96.5			% Rec.		NWTPHGX	07/16/15	1
Volatile Organics								
Benzene	0.00057	0.00027	0.0012	mg/kg	J	8260C	07/17/15	1
Toluene	0.00089	0.00043	0.0058	mg/kg	J	8260C	07/17/15	1
Ethylbenzene	U	0.00030	0.0012	mg/kg		8260C	07/17/15	1
Xylenes, Total	U	0.00070	0.0035	mg/kg		8260C	07/17/15	1
Naphthalene	U	0.0010	0.0058	mg/kg		8260C	07/17/15	1
1,2,4-Trimethylbenzene	U	0.00021	0.0012	mg/kg		8260C	07/17/15	1
Surrogate Recovery								
Toluene-d8	102.			% Rec.		8260C	07/17/15	1
Dibromofluoromethane	99.4			% Rec.		8260C	07/17/15	1
4-Bromofluorobenzene	100.			% Rec.		8260C	07/17/15	1
Diesel Range Organics (DRO)								
Residual Range Organics (RRO)	U	6.6	23.	mg/kg		NWTPHDX	07/15/15	5
Surrogate Recovery	26.	16.	58.	mg/kg	J	NWTPHDX	07/15/15	5
o-Terphenyl	68.2			% Rec.		NWTPHDX	07/15/15	5
Polynuclear Aromatic Hydrocarbons								
Benzo(a)anthracene	0.0020	0.00060	0.0070	mg/kg	J	8270D-SI	07/15/15	1
Benzo(a)pyrene	0.0013	0.00060	0.0070	mg/kg	J	8270D-SI	07/15/15	1
Benzo(b)fluoranthene	0.0016	0.00060	0.0070	mg/kg	J	8270D-SI	07/15/15	1
Benzo(k)fluoranthene	U	0.00060	0.0070	mg/kg		8270D-SI	07/15/15	1
Chrysene	0.0014	0.00060	0.0070	mg/kg	J	8270D-SI	07/15/15	1
Dibenz(a,h)anthracene	U	0.00060	0.0070	mg/kg		8270D-SI	07/15/15	1
Indeno(1,2,3-cd)pyrene	U	0.00060	0.0070	mg/kg		8270D-SI	07/15/15	1
Surrogate Recovery								
Nitrobenzene-d5	74.2			% Rec.		8270D-SI	07/15/15	1
2-Fluorobiphenyl	75.8			% Rec.		8270D-SI	07/15/15	1
p-Terphenyl-d14	70.3			% Rec.		8270D-SI	07/15/15	1

Results listed are dry weight basis.

U = ND (Not Detected)

MDL = Minimum Detection Limit = LOD = TRRP SDL

RDL = Reported Detection Limit = LOQ = PQL = EQL = TRRP MQL

Note:

This report shall not be reproduced, except in full, without the written approval from ESC.

The reported analytical results relate only to the sample submitted

Reported: 07/21/15 15:34 Printed: 07/21/15 15:35

Attachment A
List of Analytes with QC Qualifiers

Sample Number	Work Group	Sample Type	Analyte	Run ID	Qualifier
L776223-01	WG801490	SAMP	Diesel Range Organics (DRO)	R3050292	J
	WG802098	SAMP	Benzo(a)anthracene	R3050236	J
	WG802098	SAMP	Benzo(a)pyrene	R3050236	J
	WG802098	SAMP	Benzo(b)fluoranthene	R3050236	J
	WG802098	SAMP	Chrysene	R3050236	J
	WG802098	SAMP	Indeno(1,2,3-cd)pyrene	R3050236	J
L776223-02	WG801490	SAMP	Diesel Range Organics (DRO)	R3050292	J
	WG801490	SAMP	o-Terphenyl	R3050292	J7
	WG802098	SAMP	Benzo(a)anthracene	R3050236	J
	WG802098	SAMP	Benzo(a)pyrene	R3050236	J
	WG802098	SAMP	Chrysene	R3050236	J
	WG802098	SAMP	Dibenz(a,h)anthracene	R3050236	J
	WG802098	SAMP	Indeno(1,2,3-cd)pyrene	R3050236	J
	WG802098	SAMP	Nitrobenzene-d5	R3050236	J7
	WG802098	SAMP	2-Fluorobiphenyl	R3050236	J7
	WG802098	SAMP	p-Terphenyl-d14	R3050236	J7
L776223-03	WG801490	SAMP	o-Terphenyl	R3050292	J7
	WG803946	SAMP	Toluene	R3051719	J
	WG803946	SAMP	4-Bromofluorobenzene	R3051719	J2
	WG802098	SAMP	Nitrobenzene-d5	R3051062	J7
	WG802098	SAMP	2-Fluorobiphenyl	R3051062	J7
	WG802098	SAMP	p-Terphenyl-d14	R3051062	J7
L776223-04	WG801490	SAMP	Residual Range Organics (RRO)	R3050292	J
	WG803190	SAMP	Benzene	R3050800	J
	WG803190	SAMP	Toluene	R3050800	J
	WG802098	SAMP	Benzo(a)anthracene	R3050236	J
	WG802098	SAMP	Benzo(a)pyrene	R3050236	J
	WG802098	SAMP	Benzo(b)fluoranthene	R3050236	J
	WG802098	SAMP	Chrysene	R3050236	J

Attachment B
Explanation of QC Qualifier Codes

Qualifier	Meaning
J	(EPA) - Estimated value below the lowest calibration point. Confidence correlates with concentration.
J2	Surrogate recovery limits have been exceeded; values are outside lower control limits
J7	Surrogate recovery cannot be used for control limit evaluation due to dilution.

Qualifier Report Information

ESC utilizes sample and result qualifiers as set forth by the EPA Contract Laboratory Program and as required by most certifying bodies including NELAC. In addition to the EPA qualifiers adopted by ESC, we have implemented ESC qualifiers to provide more information pertaining to our analytical results. Each qualifier is designated in the qualifier explanation as either EPA or ESC. Data qualifiers are intended to provide the ESC client with more detailed information concerning the potential bias of reported data. Because of the wide range of constituents and variety of matrices incorporated by most EPA methods, it is common for some compounds to fall outside of established ranges. These exceptions are evaluated and all reported data is valid and useable "unless qualified as 'R' (Rejected)."

Definitions

- Accuracy - The relationship of the observed value of a known sample to the true value of a known sample. Represented by percent recovery and relevant to samples such as: control samples, matrix spike recoveries, surrogate recoveries, etc.
- Precision - The agreement between a set of samples or between duplicate samples. Relates to how close together the results are and is represented by Relative Percent Difference.
- Surrogate - Organic compounds that are similar in chemical composition, extraction, and chromatography to analytes of interest. The surrogates are used to determine the probable response of the group of analytes that are chemically related to the surrogate compound. Surrogates are added to the sample and carried through all stages of preparation and analyses.
- TIC - Tentatively Identified Compound: Compounds detected in samples that are not target compounds, internal standards, system monitoring compounds, or surrogates.



YOUR LAB OF CHOICE

Jeld-Wen
Chris Kramer (SLR)
1800 Blankenship Road, Suite 440

West Linn, OR 97068

Quality Assurance Report
Level II

L776223

12065 Lebanon Rd.
Mt. Juliet, TN 37122
(615) 758-5858
1-800-767-5859
Fax (615) 758-5859

Tax I.D. 62-0814289

Est. 1970

July 21, 2015

Analyte	Result	Laboratory Blank		Limit	Batch	Date Analyzed
		Units	% Rec			
Total Solids	< .1	%			WG802215	07/15/15 10:39
Benzo(a)anthracene	< .006	mg/kg			WG802098	07/15/15 14:12
Benzo(a)pyrene	< .006	mg/kg			WG802098	07/15/15 14:12
Benzo(b)fluoranthene	< .006	mg/kg			WG802098	07/15/15 14:12
Benzo(k)fluoranthene	< .006	mg/kg			WG802098	07/15/15 14:12
Chrysene	< .006	mg/kg			WG802098	07/15/15 14:12
Dibenz(a,h)anthracene	< .006	mg/kg			WG802098	07/15/15 14:12
Indeno(1,2,3-cd)pyrene	< .006	mg/kg			WG802098	07/15/15 14:12
2-Fluorobiphenyl		% Rec.	83.60	40.6-122	WG802098	07/15/15 14:12
Nitrobenzene-d5		% Rec.	77.70	22.1-146	WG802098	07/15/15 14:12
p-Terphenyl-d14		% Rec.	77.40	32.2-131	WG802098	07/15/15 14:12
Diesel Range Organics (DRO)	< 4	mg/kg			WG801490	07/15/15 14:46
Residual Range Organics (RRO)	< 10	mg/kg			WG801490	07/15/15 14:46
o-Terphenyl		% Rec.	95.00	50-150	WG801490	07/15/15 14:46
Gasoline Range Organics-NWTPH	< .1	mg/kg			WG802656	07/15/15 21:04
a,a,a-Trifluorotoluene(FID)		% Rec.	101.0	59-128	WG802656	07/15/15 21:04
1,2,4-Trimethylbenzene	< .001	mg/kg			WG803212	07/17/15 05:46
Benzene	< .001	mg/kg			WG803212	07/17/15 05:46
Ethylbenzene	< .001	mg/kg			WG803212	07/17/15 05:46
Naphthalene	< .005	mg/kg			WG803212	07/17/15 05:46
Toluene	< .005	mg/kg			WG803212	07/17/15 05:46
Xylenes, Total	< .003	mg/kg			WG803212	07/17/15 05:46
4-Bromofluorobenzene		% Rec.	91.70	69.7-129	WG803212	07/17/15 05:46
Dibromofluoromethane		% Rec.	102.0	76.3-123	WG803212	07/17/15 05:46
Toluene-d8		% Rec.	99.90	88.7-115	WG803212	07/17/15 05:46
1,2,4-Trimethylbenzene	< .001	mg/kg			WG803190	07/17/15 08:58
Benzene	< .001	mg/kg			WG803190	07/17/15 08:58
Ethylbenzene	< .001	mg/kg			WG803190	07/17/15 08:58
Naphthalene	< .005	mg/kg			WG803190	07/17/15 08:58
Toluene	< .005	mg/kg			WG803190	07/17/15 08:58
Xylenes, Total	< .003	mg/kg			WG803190	07/17/15 08:58
4-Bromofluorobenzene		% Rec.	106.0	69.7-129	WG803190	07/17/15 08:58
Dibromofluoromethane		% Rec.	95.60	76.3-123	WG803190	07/17/15 08:58
Toluene-d8		% Rec.	102.0	88.7-115	WG803190	07/17/15 08:58
Gasoline Range Organics-NWTPH	< .1	mg/kg			WG803103	07/19/15 16:59
a,a,a-Trifluorotoluene(FID)		% Rec.	99.20	59-128	WG803103	07/19/15 16:59
1,2,4-Trimethylbenzene	< .001	mg/kg			WG803946	07/21/15 11:31
Benzene	< .001	mg/kg			WG803946	07/21/15 11:31
Ethylbenzene	< .001	mg/kg			WG803946	07/21/15 11:31
Naphthalene	< .005	mg/kg			WG803946	07/21/15 11:31
Toluene	< .005	mg/kg			WG803946	07/21/15 11:31
Xylenes, Total	< .003	mg/kg			WG803946	07/21/15 11:31
4-Bromofluorobenzene		% Rec.	90.80	69.7-129	WG803946	07/21/15 11:31
Dibromofluoromethane		% Rec.	103.0	76.3-123	WG803946	07/21/15 11:31
Toluene-d8		% Rec.	105.0	88.7-115	WG803946	07/21/15 11:31

* Performance of this Analyte is outside of established criteria.

For additional information, please see Attachment A 'List of Analytes with QC Qualifiers.'



YOUR LAB OF CHOICE

Jeld-Wen
 Chris Kramer (SLR)
 1800 Blankenship Road, Suite 440
 West Linn, OR 97068

Quality Assurance Report
 Level II
 L776223

12065 Lebanon Rd.
 Mt. Juliet, TN 37122
 (615) 758-5858
 1-800-767-5859
 Fax (615) 758-5859

Tax I.D. 62-0814289

Est. 1970

July 21, 2015

Analyte	Units	Duplicate		RPD	Limit	Ref Samp	Batch
		Result	Duplicate				
Total Solids	%	85.1	85.2	0.0743	5	L776207-26	WG802215

Analyte	Units	Laboratory Control Sample		% Rec	Limit	Batch
		Known Val	Result			
Total Solids	%	50	50.0	100.	85-115	WG802215
Benzo(a)anthracene	mg/kg	.08	0.0672	83.9	46.7-125	WG802098
Benzo(a)pyrene	mg/kg	.08	0.0681	85.2	42.3-119	WG802098
Benzo(b)fluoranthene	mg/kg	.08	0.0674	84.3	43.6-124	WG802098
Benzo(k)fluoranthene	mg/kg	.08	0.0694	86.8	46.1-131	WG802098
Chrysene	mg/kg	.08	0.0681	85.2	49.5-131	WG802098
Dibenz(a,h)anthracene	mg/kg	.08	0.0715	89.4	44.8-133	WG802098
Indeno(1,2,3-cd)pyrene	mg/kg	.08	0.0717	89.7	46.1-135	WG802098
2-Fluorobiphenyl				84.00	40.6-122	WG802098
Nitrobenzene-d5				77.90	22.1-146	WG802098
p-Terphenyl-d14				78.50	32.2-131	WG802098
Diesel Range Organics (DRO)	mg/kg	30	22.4	74.7	50-150	WG801490
Residual Range Organics (RRO)	mg/kg	30	19.1	63.8	50-150	WG801490
o-Terphenyl				68.80	50-150	WG801490

Gasoline Range Organics-NWTPH	mg/kg	5.5	5.22	95.0	62.2-127	WG802656
a,a,a-Trifluorotoluene(FID)				98.50	59-128	WG802656
1,2,4-Trimethylbenzene	mg/kg	.025	0.0289	116.	77.1-124	WG803212
Benzene	mg/kg	.025	0.0271	108.	72.6-120	WG803212
Ethylbenzene	mg/kg	.025	0.0284	114.	78.6-124	WG803212
Naphthalene	mg/kg	.025	0.0246	98.4	69.9-132	WG803212
Toluene	mg/kg	.025	0.0285	114.	76.7-116	WG803212
Xylenes, Total	mg/kg	.075	0.0868	116.	78.1-123	WG803212
4-Bromofluorobenzene				96.00	69.7-129	WG803212
Dibromofluoromethane				95.30	76.3-123	WG803212
Toluene-d8				100.0	88.7-115	WG803212

1,2,4-Trimethylbenzene	mg/kg	.025	0.0274	109.	77.1-124	WG803190
Benzene	mg/kg	.025	0.0248	99.2	72.6-120	WG803190
Ethylbenzene	mg/kg	.025	0.0269	108.	78.6-124	WG803190
Naphthalene	mg/kg	.025	0.0271	109.	69.9-132	WG803190
Toluene	mg/kg	.025	0.0257	103.	76.7-116	WG803190
Xylenes, Total	mg/kg	.075	0.0805	107.	78.1-123	WG803190
4-Bromofluorobenzene				104.0	69.7-129	WG803190
Dibromofluoromethane				96.30	76.3-123	WG803190
Toluene-d8				102.0	88.7-115	WG803190

Gasoline Range Organics-NWTPH	mg/kg	5.5	5.09	92.5	62.2-127	WG803103
a,a,a-Trifluorotoluene(FID)				96.20	59-128	WG803103

1,2,4-Trimethylbenzene	mg/kg	.025	0.0222	89.0	77.1-124	WG803946
Benzene	mg/kg	.025	0.0267	107.	72.6-120	WG803946
Ethylbenzene	mg/kg	.025	0.0216	86.5	78.6-124	WG803946
Naphthalene	mg/kg	.025	0.0247	98.7	69.9-132	WG803946

* Performance of this Analyte is outside of established criteria.

For additional information, please see Attachment A 'List of Analytes with QC Qualifiers.'



YOUR LAB OF CHOICE

Jeld-Wen
 Chris Kramer (SLR)
 1800 Blankenship Road, Suite 440
 West Linn, OR 97068

Quality Assurance Report
 Level II
 L776223

12065 Lebanon Rd.
 Mt. Juliet, TN 37122
 (615) 758-5858
 1-800-767-5859
 Fax (615) 758-5859

Tax I.D. 62-0814289

Est. 1970

July 21, 2015

Analyte	Units	Laboratory Control Sample		% Rec	Limit	Batch
		Known Val	Result			
Toluene	mg/kg	.025	0.0246	98.3	76.7-116	WG803946
Xylenes, Total	mg/kg	.075	0.0663	88.4	78.1-123	WG803946
4-Bromofluorobenzene				91.10	69.7-129	WG803946
Dibromofluoromethane				102.0	76.3-123	WG803946
Toluene-d8				105.0	88.7-115	WG803946

Analyte	Units	Laboratory Control Sample Duplicate			Limit	RPD	Limit	Batch
		Result	Ref	%Rec				
Benzo(a)anthracene	mg/kg	0.0657	0.0672	82.0	46.7-125	2.19	20	WG802098
Benzo(a)pyrene	mg/kg	0.0671	0.0681	84.0	42.3-119	1.48	20	WG802098
Benzo(b)fluoranthene	mg/kg	0.0672	0.0674	84.0	43.6-124	0.280	20	WG802098
Benzo(k)fluoranthene	mg/kg	0.0665	0.0694	83.0	46.1-131	4.40	20	WG802098
Chrysene	mg/kg	0.0668	0.0681	83.0	49.5-131	2.01	20	WG802098
Dibenz(a,h)anthracene	mg/kg	0.0705	0.0715	88.0	44.8-133	1.46	20	WG802098
Indeno(1,2,3-cd)pyrene	mg/kg	0.0703	0.0717	88.0	46.1-135	1.99	20	WG802098
2-Fluorobiphenyl				79.10	40.6-122			WG802098
Nitrobenzene-d5				73.60	22.1-146			WG802098
p-Terphenyl-d14				73.90	32.2-131			WG802098

Diesel Range Organics (DRO)	mg/kg	24.8	22.4	82.0	50-150	10.1	20	WG801490
Residual Range Organics (RRO)	mg/kg	21.8	19.1	73.0	50-150	13.1	20	WG801490
o-Terphenyl				72.90	50-150			WG801490

Gasoline Range Organics-NWTPH	mg/kg	5.73	5.22	104.	62.2-127	9.22	20	WG802656
a,a,a-Trifluorotoluene(FID)				98.40	59-128			WG802656

1,2,4-Trimethylbenzene	mg/kg	0.0281	0.0289	112.	77.1-124	2.98	20	WG803212
Benzene	mg/kg	0.0272	0.0271	109.	72.6-120	0.380	20	WG803212
Ethylbenzene	mg/kg	0.0268	0.0284	107.	78.6-124	5.75	20	WG803212
Naphthalene	mg/kg	0.0238	0.0246	95.0	69.9-132	3.29	20	WG803212
Toluene	mg/kg	0.0282	0.0285	113.	76.7-116	1.23	20	WG803212
Xylenes, Total	mg/kg	0.0845	0.0868	113.	78.1-123	2.73	20	WG803212
4-Bromofluorobenzene				93.80	69.7-129			WG803212
Dibromofluoromethane				94.30	76.3-123			WG803212
Toluene-d8				99.80	88.7-115			WG803212

1,2,4-Trimethylbenzene	mg/kg	0.0263	0.0274	105.	77.1-124	4.08	20	WG803190
Benzene	mg/kg	0.0243	0.0248	97.0	72.6-120	2.06	20	WG803190
Ethylbenzene	mg/kg	0.0257	0.0269	103.	78.6-124	4.43	20	WG803190
Naphthalene	mg/kg	0.0269	0.0271	107.	69.9-132	1.02	20	WG803190
Toluene	mg/kg	0.0252	0.0257	101.	76.7-116	1.87	20	WG803190
Xylenes, Total	mg/kg	0.0781	0.0805	104.	78.1-123	3.10	20	WG803190
4-Bromofluorobenzene				103.0	69.7-129			WG803190
Dibromofluoromethane				97.80	76.3-123			WG803190
Toluene-d8				102.0	88.7-115			WG803190

Gasoline Range Organics-NWTPH	mg/kg	5.25	5.09	95.0	62.2-127	3.11	20	WG803103
a,a,a-Trifluorotoluene(FID)				96.50	59-128			WG803103

1,2,4-Trimethylbenzene	mg/kg	0.0236	0.0222	94.0	77.1-124	5.92	20	WG803946
Benzene	mg/kg	0.0292	0.0267	117.	72.6-120	9.19	20	WG803946
Ethylbenzene	mg/kg	0.0235	0.0216	94.0	78.6-124	8.42	20	WG803946

* Performance of this Analyte is outside of established criteria.

For additional information, please see Attachment A 'List of Analytes with QC Qualifiers.'



YOUR LAB OF CHOICE

Jeld-Wen
Chris Kramer (SLR)
1800 Blankenship Road, Suite 440

West Linn, OR 97068

Quality Assurance Report
Level II

L776223

12065 Lebanon Rd.
Mt. Juliet, TN 37122
(615) 758-5858
1-800-767-5859
Fax (615) 758-5859

Tax I.D. 62-0814289

Est. 1970

July 21, 2015

Analyte	Units	Laboratory Control Sample Duplicate			Limit	RPD	Limit	Batch
		Result	Ref	%Rec				
Naphthalene	mg/kg	0.0272	0.0247	109.	69.9-132	9.79	20	WG803946
Toluene	mg/kg	0.0258	0.0246	103.	76.7-116	4.79	20	WG803946
Xylenes, Total	mg/kg	0.0714	0.0663	95.0	78.1-123	7.34	20	WG803946
4-Bromofluorobenzene				93.20	69.7-129			WG803946
Dibromofluoromethane				103.0	76.3-123			WG803946
Toluene-d8				105.0	88.7-115			WG803946

Analyte	Units	MS Res	Matrix Spike			Limit	Ref Samp	Batch
			Ref Res	TV	% Rec			
Benzo(a)anthracene	mg/kg	0.0663	0.000891	.08	82.0	18.3-136	L775977-01	WG802098
Benzo(a)pyrene	mg/kg	0.0649	0.000874	.08	80.0	16.9-135	L775977-01	WG802098
Benzo(b)fluoranthene	mg/kg	0.0673	0.00138	.08	82.0	10-134	L775977-01	WG802098
Benzo(k)fluoranthene	mg/kg	0.0611	0.0	.08	76.0	18.2-138	L775977-01	WG802098
Chrysene	mg/kg	0.0646	0.000674	.08	80.0	17.1-145	L775977-01	WG802098
Dibenz(a,h)anthracene	mg/kg	0.0716	0.0	.08	90.0	18.5-138	L775977-01	WG802098
Indeno(1,2,3-cd)pyrene	mg/kg	0.0718	0.000661	.08	89.0	14.5-142	L775977-01	WG802098
2-Fluorobiphenyl					80.50	40.6-122		WG802098
Nitrobenzene-d5					74.30	22.1-146		WG802098
p-Terphenyl-d14					77.00	32.2-131		WG802098

Diesel Range Organics (DRO)	mg/kg	22.0	1.60	30	68.0	50-150	L775656-01	WG801490
Residual Range Organics (RRO)	mg/kg	24.4	4.26	30	67.0	50-150	L775656-01	WG801490
o-Terphenyl					58.10	50-150		WG801490

Gasoline Range Organics-NWTPH	mg/kg	24.9	0.0	5.5	90.0	20.5-134	L775534-18	WG802656
a,a,a-Trifluorotoluene(FID)					96.20	59-128		WG802656

1,2,4-Trimethylbenzene	mg/kg	0.129	0.0	.025	100.	32.9-139	L777113-08	WG803190
Benzene	mg/kg	0.125	0.0	.025	100.	47.8-131	L777113-08	WG803190
Ethylbenzene	mg/kg	0.130	0.0	.025	100.	44.8-135	L777113-08	WG803190
Naphthalene	mg/kg	0.117	0.00100	.025	93.0	18.4-145	L777113-08	WG803190
Toluene	mg/kg	0.130	0.000369	.025	100.	47.8-127	L777113-08	WG803190
Xylenes, Total	mg/kg	0.389	0.0	.075	100.	42.7-135	L777113-08	WG803190
4-Bromofluorobenzene					104.0	69.7-129		WG803190
Dibromofluoromethane					96.30	76.3-123		WG803190
Toluene-d8					103.0	88.7-115		WG803190

Gasoline Range Organics-NWTPH	mg/kg	21.7	0.0	5.5	79.0	20.5-134	L776939-01	WG803103
a,a,a-Trifluorotoluene(FID)					95.90	59-128		WG803103

Analyte	Units	MSD	Matrix Spike Duplicate		Limit	RPD	Limit	Ref Samp	Batch
			Ref	%Rec					
Benzo(a)anthracene	mg/kg	0.0658	0.0663	81.1	18.3-136	0.740	24.6	L775977-01	WG802098
Benzo(a)pyrene	mg/kg	0.0659	0.0649	81.3	16.9-135	1.62	25.2	L775977-01	WG802098
Benzo(b)fluoranthene	mg/kg	0.0673	0.0673	82.4	10-134	0.0500	30.9	L775977-01	WG802098
Benzo(k)fluoranthene	mg/kg	0.0638	0.0611	79.7	18.2-138	4.26	25.6	L775977-01	WG802098
Chrysene	mg/kg	0.0651	0.0646	80.5	17.1-145	0.730	24.2	L775977-01	WG802098
Dibenz(a,h)anthracene	mg/kg	0.0694	0.0716	86.7	18.5-138	3.11	24.3	L775977-01	WG802098
Indeno(1,2,3-cd)pyrene	mg/kg	0.0701	0.0718	86.8	14.5-142	2.42	25.8	L775977-01	WG802098
2-Fluorobiphenyl					78.30	40.6-122			WG802098
Nitrobenzene-d5					72.20	22.1-146			WG802098
p-Terphenyl-d14					71.70	32.2-131			WG802098

* Performance of this Analyte is outside of established criteria.
For additional information, please see Attachment A 'List of Analytes with QC Qualifiers.'



YOUR LAB OF CHOICE

Jeld-Wen
Chris Kramer (SLR)
1800 Blankenship Road, Suite 440

West Linn, OR 97068

Quality Assurance Report
Level II

L776223

12065 Lebanon Rd.
Mt. Juliet, TN 37122
(615) 758-5858
1-800-767-5859
Fax (615) 758-5859

Tax I.D. 62-0814289

Est. 1970

July 21, 2015

Analyte	Units	MSD	Matrix Spike Duplicate		Limit	RPD	Limit	Ref Samp	Batch
			Ref	%Rec					
Diesel Range Organics (DRO)	mg/kg	20.1	22.0	61.6	50-150	9.02	20	L775656-01	WG801490
Residual Range Organics (RRO)	mg/kg	21.5	24.4	57.5	50-150	12.5	20	L775656-01	WG801490
o-Terphenyl				50.50	50-150				WG801490
Gasoline Range Organics-NWTPH	mg/kg	23.1	24.9	84.1	20.5-134	7.30	23.8	L775534-18	WG802656
a,a,a-Trifluorotoluene(FID)				96.90	59-128				WG802656
1,2,4-Trimethylbenzene	mg/kg	0.124	0.129	99.4	32.9-139	3.47	30.6	L777113-08	WG803190
Benzene	mg/kg	0.124	0.125	99.1	47.8-131	0.590	22.8	L777113-08	WG803190
Ethylbenzene	mg/kg	0.126	0.130	100.	44.8-135	3.17	26.9	L777113-08	WG803190
Naphthalene	mg/kg	0.118	0.117	93.8	18.4-145	0.700	34	L777113-08	WG803190
Toluene	mg/kg	0.125	0.130	99.9	47.8-127	3.46	24.3	L777113-08	WG803190
Xylenes, Total	mg/kg	0.383	0.389	102.	42.7-135	1.56	26.6	L777113-08	WG803190
4-Bromofluorobenzene				102.0	69.7-129				WG803190
Dibromofluoromethane				97.80	76.3-123				WG803190
Toluene-d8				102.0	88.7-115				WG803190
Gasoline Range Organics-NWTPH	mg/kg	20.2	21.7	73.3	20.5-134	7.45	23.8	L776939-01	WG803103
a,a,a-Trifluorotoluene(FID)				94.60	59-128				WG803103

Batch number /Run number / Sample number cross reference

WG802215: R3049914: L776223-01 02 03 04
 WG802098: R3050236 R3051062: L776223-01 02 03 04
 WG801490: R3050292 R3050442: L776223-01 02 03 04
 WG802656: R3050749: L776223-01 02 04
 WG803212: R3050792: L776223-01 02
 WG803190: R3050800: L776223-04
 WG803103: R3051101: L776223-03
 WG803946: R3051719: L776223-03

* * Calculations are performed prior to rounding of reported values.
 * Performance of this Analyte is outside of established criteria.
 For additional information, please see Attachment A 'List of Analytes with QC Qualifiers.'



YOUR LAB OF CHOICE

Jeld-Wen
Chris Kramer (SLR)
1800 Blankenship Road, Suite 440

West Linn, OR 97068

Quality Assurance Report
Level II

L776223

12065 Lebanon Rd.
Mt. Juliet, TN 37122
(615) 758-5858
1-800-767-5859
Fax (615) 758-5859

Tax I.D. 62-0814289

Est. 1970

July 21, 2015

The data package includes a summary of the analytic results of the quality control samples required by the SW-846 or CWA methods. The quality control samples include a method blank, a laboratory control sample, and the matrix spike/matrix spike duplicate analysis. If a target parameter is outside the method limits, every sample that is effected is flagged with the appropriate qualifier in Appendix B of the analytic report.

Method Blank - an aliquot of reagent water carried through the entire analytic process. The method blank results indicate if any possible contamination exposure during the sample handling, digestion or extraction process, and analysis. Concentrations of target analytes above the reporting limit in the method blank are qualified with the "B" qualifier.

Laboratory Control Sample - is a sample of known concentration that is carried through the digestion/extraction and analysis process. The percent recovery, expressed as a percentage of the theoretical concentration, has statistical control limits indicating that the analytic process is "in control". If a target analyte is outside the control limits for the laboratory control sample or any other control sample, the parameter is flagged with a "J4" qualifier for all effected samples.

Matrix Spike and Matrix Spike Duplicate - is two aliquots of an environmental sample that is spiked with known concentrations of target analytes. The percent recovery of the target analytes also has statistical control limits. If any recoveries that are outside the method control limits, the sample that was selected for matrix spike/matrix spike duplicate analysis is flagged with either a "J5" or a "J6". The relative percent difference (%RPD) between the matrix spike and the matrix spike duplicate recoveries is all calculated. If the RPD is above the method limit, the effected samples are flagged with a "J3" qualifier.



12065 Lebanon Rd.
Mt. Juliet, TN 37122
(615) 758-5858
1-800-767-5859
Fax (615) 758-5859

Tax I.D. 62-0814289

Est. 1970

Chris Kramer (SLR)
Jeld-Wen
1800 Blankenship Road, Suite 440
West Linn, OR 97068

Report Summary

Wednesday July 22, 2015

Report Number: L776226

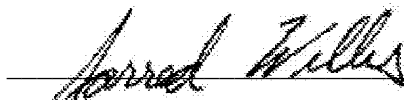
Samples Received: 07/10/15

Client Project: 108.00228.00048

Description: Nord Door Project - Everett, WA

The analytical results in this report are based upon information supplied by you, the client, and are for your exclusive use. If you have any questions regarding this data package, please do not hesitate to call.

Entire Report Reviewed By:


Jared Willis, ESC Representative

Laboratory Certification Numbers

A2LA - 1461-01, AIHA - 100789, AL - 40660, CA - 01157CA, CT - PH-0197,
FL - E87487, GA - 923, IN - C-IN-01, KY - 90010, KYUST - 0016,
NC - ENV375/DW21704/BIO041, ND - R-140, NJ - TN002, NJ NELAP - TN002,
SC - 84004, TN - 2006, VA - 460132, WV - 233, AZ - 0612,
MN - 047-999-395, NY - 11742, WI - 998093910, NV - TN000032011-1,
TX - T104704245-11-3, OK - 9915, PA - 68-02979, IA Lab #364, EPA - TN002

Accreditation is only applicable to the test methods specified on each scope of accreditation held by ESC Lab Sciences.

This report may not be reproduced, except in full, without written approval from ESC Lab Sciences. Where applicable, sampling conducted by ESC is performed per guidance provided in laboratory standard operating procedures: 060302, 060303, and 060304.



12065 Lebanon Rd.
 Mt. Juliet, TN 37122
 (615) 758-5858
 1-800-767-5859
 Fax (615) 758-5859

Tax I.D. 62-0814289

Est. 1970

REPORT OF ANALYSIS

Chris Kramer (SLR)
 Jeld-Wen
 1800 Blankenship Road, Suite 440
 West Linn, OR 97068

July 22, 2015

Date Received : July 10, 2015
 Description : Nord Door Project - Everett, WA
 Sample ID : GP-701-GW
 Collected By : A. Meugniot
 Collection Date : 07/09/15 11:09

ESC Sample # : L776226-01
 Site ID : EVERETT, WA
 Project # : 108.00228.00048

Parameter	Result	MDL	RDL	Units	Qualifier	Method	Date	Dil.
Gasoline Range Organics-NWTPH	U	32.	100	ug/l		NWTPHGX	07/16/15	1
Surrogate Recovery								
a,a,a-Trifluorotoluene(FID)	106.			% Rec.		NWTPHGX	07/16/15	1
Volatile Organics								
Benzene	U	0.090	0.50	ug/l		8260C	07/16/15	1
Toluene	0.40	0.10	0.50	ug/l	J	8260C	07/16/15	1
Ethylbenzene	U	0.16	0.50	ug/l		8260C	07/16/15	1
Xylenes, Total	U	0.32	1.5	ug/l		8260C	07/16/15	1
Naphthalene	0.35	0.17	0.50	ug/l	J	8260C	07/20/15	1
1,2,4-Trimethylbenzene	U	0.12	0.50	ug/l		8260C	07/16/15	1
Surrogate Recovery								
Toluene-d8	104.			% Rec.		8260C	07/16/15	1
Dibromofluoromethane	93.6			% Rec.		8260C	07/16/15	1
4-Bromofluorobenzene	87.1			% Rec.		8260C	07/16/15	1
Diesel Range Organics (DRO)	55.	33.	100	ug/l	J	NWTPHDX	07/15/15	1
Residual Range Organics (RRO)	94.	82.	250	ug/l	J	NWTPHDX	07/15/15	1
Surrogate Recovery								
o-Terphenyl	138.			% Rec.		NWTPHDX	07/15/15	1
Polynuclear Aromatic Hydrocarbons								
Benzo(a)anthracene	0.034	0.0082	0.10	ug/l	J	8270C-S	07/14/15	2
Benzo(a)pyrene	U	0.023	0.10	ug/l		8270C-S	07/14/15	2
Benzo(b)fluoranthene	0.017	0.0042	0.10	ug/l	J	8270C-S	07/14/15	2
Benzo(k)fluoranthene	U	0.027	0.10	ug/l		8270C-S	07/14/15	2
Chrysene	0.033	0.022	0.10	ug/l	J	8270C-S	07/14/15	2
Dibenz(a,h)anthracene	U	0.0079	0.10	ug/l		8270C-S	07/14/15	2
Indeno(1,2,3-cd)pyrene	U	0.030	0.10	ug/l		8270C-S	07/14/15	2
Surrogate Recovery								
Nitrobenzene-d5	99.1			% Rec.		8270C-S	07/14/15	2
2-Fluorobiphenyl	73.4			% Rec.		8270C-S	07/14/15	2
p-Terphenyl-d14	48.3			% Rec.	J2	8270C-S	07/14/15	2

U = ND (Not Detected)
 RDL = Reported Detection Limit = LOQ = PQL = EQL = TRRP MQL
 MDL = Minimum Detection Limit = LOD = TRRP SDL

Note:
 The reported analytical results relate only to the sample submitted.
 This report shall not be reproduced, except in full, without the written approval from ESC.

Reported: 07/22/15 09:03 Printed: 07/22/15 09:03
 L776226-01 (PAHSIMLVID) - Dilution due to matrix



12065 Lebanon Rd.
 Mt. Juliet, TN 37122
 (615) 758-5858
 1-800-767-5859
 Fax (615) 758-5859

Tax I.D. 62-0814289

Est. 1970

REPORT OF ANALYSIS

Chris Kramer (SLR)
 Jeld-Wen
 1800 Blankenship Road, Suite 440
 West Linn, OR 97068

July 22, 2015

Date Received : July 10, 2015
 Description : Nord Door Project - Everett, WA
 Sample ID : GP-702-GW
 Collected By : A. Meugniot
 Collection Date : 07/09/15 12:45

ESC Sample # : L776226-02
 Site ID : EVERETT, WA
 Project # : 108.00228.00048

Parameter	Result	MDL	RDL	Units	Qualifier	Method	Date	Dil.
Gasoline Range Organics-NWTPH	U	32.	100	ug/l		NWTPHGX	07/16/15	1
Surrogate Recovery								
a,a,a-Trifluorotoluene(FID)	106.			% Rec.		NWTPHGX	07/16/15	1
Volatile Organics								
Benzene	U	0.090	0.50	ug/l		8260C	07/20/15	1
Toluene	0.39	0.10	0.50	ug/l	J	8260C	07/20/15	1
Ethylbenzene	U	0.16	0.50	ug/l		8260C	07/20/15	1
Xylenes, Total	U	0.32	1.5	ug/l		8260C	07/20/15	1
Naphthalene	63.	0.17	0.50	ug/l		8260C	07/20/15	1
1,2,4-Trimethylbenzene	U	0.12	0.50	ug/l		8260C	07/20/15	1
Surrogate Recovery								
Toluene-d8	110.			% Rec.		8260C	07/20/15	1
Dibromofluoromethane	105.			% Rec.		8260C	07/20/15	1
4-Bromofluorobenzene	100.			% Rec.		8260C	07/20/15	1
Diesel Range Organics (DRO)	260	33.	100	ug/l		NWTPHDX	07/15/15	1
Residual Range Organics (RRO)	U	82.	250	ug/l		NWTPHDX	07/15/15	1
Surrogate Recovery								
o-Terphenyl	128.			% Rec.		NWTPHDX	07/15/15	1
Polynuclear Aromatic Hydrocarbons								
Benzo(a)anthracene	0.32	0.0082	0.10	ug/l		8270C-S	07/14/15	2
Benzo(a)pyrene	0.092	0.023	0.10	ug/l	J	8270C-S	07/14/15	2
Benzo(b)fluoranthene	0.13	0.0042	0.10	ug/l		8270C-S	07/14/15	2
Benzo(k)fluoranthene	0.046	0.027	0.10	ug/l	J	8270C-S	07/14/15	2
Chrysene	0.23	0.022	0.10	ug/l		8270C-S	07/14/15	2
Dibenz(a,h)anthracene	U	0.0079	0.10	ug/l		8270C-S	07/14/15	2
Indeno(1,2,3-cd)pyrene	U	0.030	0.10	ug/l		8270C-S	07/14/15	2
Surrogate Recovery								
Nitrobenzene-d5	109.			% Rec.		8270C-S	07/14/15	2
2-Fluorobiphenyl	77.1			% Rec.		8270C-S	07/14/15	2
p-Terphenyl-d14	56.9			% Rec.		8270C-S	07/14/15	2

U = ND (Not Detected)
 RDL = Reported Detection Limit = LOQ = PQL = EQL = TRRP MQL
 MDL = Minimum Detection Limit = LOD = TRRP SDL

Note:
 The reported analytical results relate only to the sample submitted.
 This report shall not be reproduced, except in full, without the written approval from ESC.

Reported: 07/22/15 09:03 Printed: 07/22/15 09:03



12065 Lebanon Rd.
 Mt. Juliet, TN 37122
 (615) 758-5858
 1-800-767-5859
 Fax (615) 758-5859

Tax I.D. 62-0814289

Est. 1970

REPORT OF ANALYSIS

Chris Kramer (SLR)
 Jeld-Wen
 1800 Blankenship Road, Suite 440
 West Linn, OR 97068

July 22, 2015

Date Received : July 10, 2015
 Description : Nord Door Project - Everett, WA
 Sample ID : GP-705-GW
 Collected By : A. Meugniot
 Collection Date : 07/09/15 14:11

ESC Sample # : L776226-03
 Site ID : EVERETT, WA
 Project # : 108.00228.00048

Parameter	Result	MDL	RDL	Units	Qualifier	Method	Date	Dil.
Gasoline Range Organics-NWTPH	U	32.	100	ug/l		NWTPHGX	07/16/15	1
Surrogate Recovery								
a,a,a-Trifluorotoluene(FID)	106.			% Rec.		NWTPHGX	07/16/15	1
Volatile Organics								
Benzene	U	0.090	0.50	ug/l		8260C	07/20/15	1
Toluene	0.31	0.10	0.50	ug/l	J	8260C	07/20/15	1
Ethylbenzene	U	0.16	0.50	ug/l		8260C	07/20/15	1
Xylenes, Total	U	0.32	1.5	ug/l		8260C	07/20/15	1
Naphthalene	4.2	0.17	0.50	ug/l		8260C	07/20/15	1
1,2,4-Trimethylbenzene	U	0.12	0.50	ug/l		8260C	07/20/15	1
Surrogate Recovery								
Toluene-d8	109.			% Rec.		8260C	07/20/15	1
Dibromofluoromethane	106.			% Rec.		8260C	07/20/15	1
4-Bromofluorobenzene	102.			% Rec.		8260C	07/20/15	1
Diesel Range Organics (DRO)	110	33.	100	ug/l		NWTPHDX	07/15/15	1
Residual Range Organics (RRO)	170	82.	250	ug/l	J	NWTPHDX	07/15/15	1
Surrogate Recovery								
o-Terphenyl	145.			% Rec.		NWTPHDX	07/15/15	1
Polynuclear Aromatic Hydrocarbons								
Benzo(a)anthracene	0.030	0.0082	0.10	ug/l	J	8270C-S	07/14/15	2
Benzo(a)pyrene	0.035	0.023	0.10	ug/l	J	8270C-S	07/14/15	2
Benzo(b)fluoranthene	0.048	0.0042	0.10	ug/l	J	8270C-S	07/14/15	2
Benzo(k)fluoranthene	U	0.027	0.10	ug/l		8270C-S	07/14/15	2
Chrysene	0.026	0.022	0.10	ug/l	J	8270C-S	07/14/15	2
Dibenz(a,h)anthracene	U	0.0079	0.10	ug/l		8270C-S	07/14/15	2
Indeno(1,2,3-cd)pyrene	U	0.030	0.10	ug/l		8270C-S	07/14/15	2
Surrogate Recovery								
Nitrobenzene-d5	116.			% Rec.		8270C-S	07/14/15	2
2-Fluorobiphenyl	89.4			% Rec.		8270C-S	07/14/15	2
p-Terphenyl-d14	77.6			% Rec.		8270C-S	07/14/15	2

U = ND (Not Detected)

RDL = Reported Detection Limit = LOQ = PQL = EQL = TRRP MQL

MDL = Minimum Detection Limit = LOD = TRRP SDL

Note:

The reported analytical results relate only to the sample submitted.

This report shall not be reproduced, except in full, without the written approval from ESC.

Reported: 07/22/15 09:03 Printed: 07/22/15 09:03



12065 Lebanon Rd.
 Mt. Juliet, TN 37122
 (615) 758-5858
 1-800-767-5859
 Fax (615) 758-5859

Tax I.D. 62-0814289

Est. 1970

REPORT OF ANALYSIS

Chris Kramer (SLR)
 Jeld-Wen
 1800 Blankenship Road, Suite 440
 West Linn, OR 97068

July 22, 2015

Date Received : July 10, 2015
 Description : Nord Door Project - Everett, WA
 Sample ID : TRIP BLANK
 Collected By : A. Meugniot
 Collection Date : 07/09/15 00:00

ESC Sample # : L776226-04
 Site ID : EVERETT, WA
 Project # : 108.00228.00048

Parameter	Result	MDL	RDL	Units	Qualifier	Method	Date	Dil.
Volatile Organics								
Benzene	U	0.090	0.50	ug/l		8260C	07/16/15	1
Toluene	U	0.10	0.50	ug/l		8260C	07/16/15	1
Ethylbenzene	U	0.16	0.50	ug/l		8260C	07/16/15	1
Xylenes, Total	U	0.32	1.5	ug/l		8260C	07/16/15	1
Naphthalene	0.31	0.17	0.50	ug/l	J	8260C	07/16/15	1
1,2,4-Trimethylbenzene	U	0.12	0.50	ug/l		8260C	07/16/15	1
Surrogate Recovery								
Toluene-d8	104.			% Rec.		8260C	07/16/15	1
Dibromofluoromethane	92.3			% Rec.		8260C	07/16/15	1
4-Bromofluorobenzene	89.1			% Rec.		8260C	07/16/15	1

U = ND (Not Detected)
 RDL = Reported Detection Limit = LOQ = PQL = EQL = TRRP MQL
 MDL = Minimum Detection Limit = LOD = TRRP SDL

Note:
 The reported analytical results relate only to the sample submitted.
 This report shall not be reproduced, except in full, without the written approval from ESC.

Reported: 07/22/15 09:03 Printed: 07/22/15 09:03
 L776226-04 (V8260LLC) - Hit confirmed.

Attachment A
List of Analytes with QC Qualifiers

Sample Number	Work Group	Sample Type	Analyte	Run ID	Qualifier
L776226-01	WG801487	SAMP	Diesel Range Organics (DRO)	R3049948	J
	WG801487	SAMP	Residual Range Organics (RRO)	R3049948	J
	WG801918	SAMP	Toluene	R3051225	J
	WG803858	SAMP	Naphthalene	R3051532	J
	WG802101	SAMP	Benzo(a)anthracene	R3049646	J
	WG802101	SAMP	Benzo(b)fluoranthene	R3049646	J
	WG802101	SAMP	Chrysene	R3049646	J
	WG802101	SAMP	p-Terphenyl-d14	R3049646	J2
	WG803858	SAMP	Toluene	R3051532	J
L776226-02	WG802101	SAMP	Benzo(a)pyrene	R3049646	J
	WG802101	SAMP	Benzo(k)fluoranthene	R3049646	J
	WG802101	SAMP	Residual Range Organics (RRO)	R3049948	J
L776226-03	WG801487	SAMP	Residual Range Organics (RRO)	R3049948	J
	WG803858	SAMP	Toluene	R3051532	J
	WG802101	SAMP	Benzo(a)anthracene	R3049646	J
	WG802101	SAMP	Benzo(a)pyrene	R3049646	J
	WG802101	SAMP	Benzo(b)fluoranthene	R3049646	J
L776226-04	WG802101	SAMP	Chrysene	R3049646	J
	WG803632	SAMP	Naphthalene	R3051226	J

Attachment B
Explanation of QC Qualifier Codes

Qualifier	Meaning
J	(EPA) - Estimated value below the lowest calibration point. Confidence correlates with concentration.
J2	Surrogate recovery limits have been exceeded; values are outside lower control limits

Qualifier Report Information

ESC utilizes sample and result qualifiers as set forth by the EPA Contract Laboratory Program and as required by most certifying bodies including NELAC. In addition to the EPA qualifiers adopted by ESC, we have implemented ESC qualifiers to provide more information pertaining to our analytical results. Each qualifier is designated in the qualifier explanation as either EPA or ESC. Data qualifiers are intended to provide the ESC client with more detailed information concerning the potential bias of reported data. Because of the wide range of constituents and variety of matrices incorporated by most EPA methods, it is common for some compounds to fall outside of established ranges. These exceptions are evaluated and all reported data is valid and useable "unless qualified as 'R' (Rejected)."

Definitions

- Accuracy - The relationship of the observed value of a known sample to the true value of a known sample. Represented by percent recovery and relevant to samples such as: control samples, matrix spike recoveries, surrogate recoveries, etc.
- Precision - The agreement between a set of samples or between duplicate samples. Relates to how close together the results are and is represented by Relative Percent Difference.
- Surrogate - Organic compounds that are similar in chemical composition, extraction, and chromatography to analytes of interest. The surrogates are used to determine the probable response of the group of analytes that are chemically related to the surrogate compound. Surrogates are added to the sample and carried through all stages of preparation and analyses.
- TIC - Tentatively Identified Compound: Compounds detected in samples that are not target compounds, internal standards, system monitoring compounds, or surrogates.



YOUR LAB OF CHOICE

Jeld-Wen
Chris Kramer (SLR)
1800 Blankenship Road, Suite 440

West Linn, OR 97068

Quality Assurance Report
Level II

L776226

12065 Lebanon Rd.
Mt. Juliet, TN 37122
(615) 758-5858
1-800-767-5859
Fax (615) 758-5859

Tax I.D. 62-0814289

Est. 1970

July 22, 2015

Analyte	Result	Laboratory Blank		Limit	Batch	Date Analyzed
		Units	% Rec			
Benzo(a)anthracene	< .00005	mg/l			WG802101	07/14/15 05:42
Benzo(a)pyrene	< .00005	mg/l			WG802101	07/14/15 05:42
Benzo(b)fluoranthene	< .00005	mg/l			WG802101	07/14/15 05:42
Benzo(k)fluoranthene	< .00005	mg/l			WG802101	07/14/15 05:42
Chrysene	< .00005	mg/l			WG802101	07/14/15 05:42
Dibenz(a,h)anthracene	< .00005	mg/l			WG802101	07/14/15 05:42
Indeno(1,2,3-cd)pyrene	< .00005	mg/l			WG802101	07/14/15 05:42
2-Fluorobiphenyl		% Rec.	98.00	57.7-153	WG802101	07/14/15 05:42
Nitrobenzene-d5		% Rec.	124.0	45.1-170	WG802101	07/14/15 05:42
p-Terphenyl-d14		% Rec.	96.10	53.2-156	WG802101	07/14/15 05:42
Diesel Range Organics (DRO)	< .1	mg/l			WG801487	07/14/15 10:26
Residual Range Organics (RRO)	< .25	mg/l			WG801487	07/14/15 10:26
o-Terphenyl		% Rec.	136.0	50-150	WG801487	07/14/15 10:26
Gasoline Range Organics-NWTPH	< .1	mg/l			WG802804	07/16/15 12:56
a,a,a-Trifluorotoluene(FID)		% Rec.	105.0	62-128	WG802804	07/16/15 12:56
1,2,4-Trimethylbenzene	< .0005	mg/l			WG801918	07/16/15 17:29
Benzene	< .0005	mg/l			WG801918	07/16/15 17:29
Ethylbenzene	< .0005	mg/l			WG801918	07/16/15 17:29
Toluene	< .0005	mg/l			WG801918	07/16/15 17:29
Xylenes, Total	< .0015	mg/l			WG801918	07/16/15 17:29
4-Bromofluorobenzene		% Rec.	90.70	71-126	WG801918	07/16/15 17:29
Dibromofluoromethane		% Rec.	92.90	78.3-121	WG801918	07/16/15 17:29
Toluene-d8		% Rec.	104.0	88.5-111	WG801918	07/16/15 17:29
1,2,4-Trimethylbenzene	< .0005	mg/l			WG803632	07/16/15 17:29
Benzene	< .0005	mg/l			WG803632	07/16/15 17:29
Ethylbenzene	< .0005	mg/l			WG803632	07/16/15 17:29
Naphthalene	< .0005	mg/l			WG803632	07/16/15 17:29
Toluene	< .0005	mg/l			WG803632	07/16/15 17:29
Xylenes, Total	< .0015	mg/l			WG803632	07/16/15 17:29
4-Bromofluorobenzene		% Rec.	90.70	71-126	WG803632	07/16/15 17:29
Dibromofluoromethane		% Rec.	92.90	78.3-121	WG803632	07/16/15 17:29
Toluene-d8		% Rec.	104.0	88.5-111	WG803632	07/16/15 17:29
1,2,4-Trimethylbenzene	< .0005	mg/l			WG803858	07/20/15 16:11
Benzene	< .0005	mg/l			WG803858	07/20/15 16:11
Ethylbenzene	< .0005	mg/l			WG803858	07/20/15 16:11
Naphthalene	< .0005	mg/l			WG803858	07/20/15 16:11
Toluene	< .0005	mg/l			WG803858	07/20/15 16:11
Xylenes, Total	< .0015	mg/l			WG803858	07/20/15 16:11
4-Bromofluorobenzene		% Rec.	102.0	71-126	WG803858	07/20/15 16:11
Dibromofluoromethane		% Rec.	103.0	78.3-121	WG803858	07/20/15 16:11
Toluene-d8		% Rec.	108.0	88.5-111	WG803858	07/20/15 16:11

Analyte	Units	Laboratory Control Sample		% Rec	Limit	Batch
		Known Val	Result			
Benzo(a)anthracene	mg/l	.002	0.00195	97.3	63.1-147	WG802101
Benzo(a)pyrene	mg/l	.002	0.00223	112.	62.2-150	WG802101
Benzo(b)fluoranthene	mg/l	.002	0.00220	110.	58.4-148	WG802101
Benzo(k)fluoranthene	mg/l	.002	0.00194	97.2	60.5-154	WG802101

* Performance of this Analyte is outside of established criteria.
For additional information, please see Attachment A 'List of Analytes with QC Qualifiers.'



YOUR LAB OF CHOICE

Jeld-Wen
Chris Kramer (SLR)
1800 Blankenship Road, Suite 440

West Linn, OR 97068

Quality Assurance Report
Level II

L776226

12065 Lebanon Rd.
Mt. Juliet, TN 37122
(615) 758-5858
1-800-767-5859
Fax (615) 758-5859

Tax I.D. 62-0814289

Est. 1970

July 22, 2015

Analyte	Units	Laboratory Control Sample		% Rec	Limit	Batch
		Known Val	Result			
Chrysene	mg/l	.002	0.00202	101.	64.8-155	WG802101
Dibenz(a,h)anthracene	mg/l	.002	0.00206	103.	53.5-153	WG802101
Indeno(1,2,3-cd)pyrene	mg/l	.002	0.00206	103.	57-155	WG802101
2-Fluorobiphenyl				105.0	57.7-153	WG802101
Nitrobenzene-d5				126.0	45.1-170	WG802101
p-Terphenyl-d14				99.30	53.2-156	WG802101
Diesel Range Organics (DRO)	mg/l	.75	1.03	138.	50-150	WG801487
Residual Range Organics (RRO)	mg/l	.75	1.08	143.	50-150	WG801487
o-Terphenyl				146.0	50-150	WG801487
Gasoline Range Organics-NWTPH	mg/l	5.5	4.96	90.3	66-123	WG802804
a,a,a-Trifluorotoluene(FID)				105.0	62-128	WG802804
1,2,4-Trimethylbenzene	mg/l	.025	0.0214	85.7	75-123	WG801918
Benzene	mg/l	.025	0.0274	109.	74.8-121	WG801918
Ethylbenzene	mg/l	.025	0.0223	89.2	78.8-122	WG801918
Toluene	mg/l	.025	0.0252	101.	79.7-116	WG801918
Xylenes, Total	mg/l	.075	0.0662	88.3	78.7-121	WG801918
4-Bromofluorobenzene				92.60	71-126	WG801918
Dibromofluoromethane				97.00	78.3-121	WG801918
Toluene-d8				106.0	88.5-111	WG801918
1,2,4-Trimethylbenzene	mg/l	.025	0.0214	85.7	75-123	WG803632
Benzene	mg/l	.025	0.0274	109.	74.8-121	WG803632
Ethylbenzene	mg/l	.025	0.0223	89.2	78.8-122	WG803632
Naphthalene	mg/l	.025	0.0185	74.0	68.4-128	WG803632
Toluene	mg/l	.025	0.0252	101.	79.7-116	WG803632
Xylenes, Total	mg/l	.075	0.0662	88.3	78.7-121	WG803632
4-Bromofluorobenzene				92.60	71-126	WG803632
Dibromofluoromethane				97.00	78.3-121	WG803632
Toluene-d8				106.0	88.5-111	WG803632
1,2,4-Trimethylbenzene	mg/l	.025	0.0245	97.9	75-123	WG803858
Benzene	mg/l	.025	0.0268	107.	74.8-121	WG803858
Ethylbenzene	mg/l	.025	0.0250	100.	78.8-122	WG803858
Naphthalene	mg/l	.025	0.0252	101.	68.4-128	WG803858
Toluene	mg/l	.025	0.0252	101.	79.7-116	WG803858
Xylenes, Total	mg/l	.075	0.0716	95.5	78.7-121	WG803858
4-Bromofluorobenzene				96.40	71-126	WG803858
Dibromofluoromethane				103.0	78.3-121	WG803858
Toluene-d8				107.0	88.5-111	WG803858

Analyte	Units	Laboratory Control Sample Duplicate		%Rec	Limit	RPD	Limit	Batch
		Result	Ref					
Benzo(a)anthracene	mg/l	0.00185	0.00195	92.0	63.1-147	5.17	20	WG802101
Benzo(a)pyrene	mg/l	0.00212	0.00223	106.	62.2-150	5.37	20	WG802101
Benzo(b)fluoranthene	mg/l	0.00207	0.00220	104.	58.4-148	5.74	20	WG802101
Benzo(k)fluoranthene	mg/l	0.00185	0.00194	93.0	60.5-154	4.77	20	WG802101
Chrysene	mg/l	0.00191	0.00202	96.0	64.8-155	5.12	20	WG802101
Dibenz(a,h)anthracene	mg/l	0.00193	0.00206	96.0	53.5-153	6.47	20	WG802101
Indeno(1,2,3-cd)pyrene	mg/l	0.00194	0.00206	97.0	57-155	6.05	20	WG802101
2-Fluorobiphenyl				100.0	57.7-153			WG802101

* Performance of this Analyte is outside of established criteria.
For additional information, please see Attachment A 'List of Analytes with QC Qualifiers.'



YOUR LAB OF CHOICE

Jeld-Wen
Chris Kramer (SLR)
1800 Blankenship Road, Suite 440

West Linn, OR 97068

Quality Assurance Report
Level II

L776226

12065 Lebanon Rd.
Mt. Juliet, TN 37122
(615) 758-5858
1-800-767-5859
Fax (615) 758-5859

Tax I.D. 62-0814289

Est. 1970

July 22, 2015

Analyte	Laboratory Control Sample Duplicate				Limit	RPD	Limit	Batch
	Units	Result	Ref	%Rec				
Nitrobenzene-d5				119.0	45.1-170			
p-Terphenyl-d14				96.00	53.2-156			
Diesel Range Organics (DRO)	mg/l	1.06	1.03	142.	50-150	2.71	20	WG801487
Residual Range Organics (RRO)	mg/l	0.982	1.08	131.	50-150	9.15	20	WG801487
o-Terphenyl				134.0	50-150			WG801487
Gasoline Range Organics-NWTPH	mg/l	5.98	4.96	109.	66-123	18.6	20	WG802804
a,a,a-Trifluorotoluene(FID)				107.0	62-128			WG802804
1,2,4-Trimethylbenzene	mg/l	0.0217	0.0214	87.0	75-123	1.52	20	WG801918
Benzene	mg/l	0.0277	0.0274	111.	74.8-121	1.26	20	WG801918
Ethylbenzene	mg/l	0.0230	0.0223	92.0	78.8-122	3.19	20	WG801918
Toluene	mg/l	0.0259	0.0252	104.	79.7-116	2.98	20	WG801918
Xylenes, Total	mg/l	0.0689	0.0662	92.0	78.7-121	3.98	20	WG801918
4-Bromofluorobenzene				89.90	71-126			WG801918
Dibromofluoromethane				96.70	78.3-121			WG801918
Toluene-d8				106.0	88.5-111			WG801918
1,2,4-Trimethylbenzene	mg/l	0.0217	0.0214	87.0	75-123	1.52	20	WG803632
Benzene	mg/l	0.0277	0.0274	111.	74.8-121	1.26	20	WG803632
Ethylbenzene	mg/l	0.0230	0.0223	92.0	78.8-122	3.19	20	WG803632
Naphthalene	mg/l	0.0184	0.0185	74.0	68.4-128	0.630	20	WG803632
Toluene	mg/l	0.0259	0.0252	104.	79.7-116	2.98	20	WG803632
Xylenes, Total	mg/l	0.0689	0.0662	92.0	78.7-121	3.98	20	WG803632
4-Bromofluorobenzene				89.90	71-126			WG803632
Dibromofluoromethane				96.70	78.3-121			WG803632
Toluene-d8				106.0	88.5-111			WG803632
1,2,4-Trimethylbenzene	mg/l	0.0246	0.0245	98.0	75-123	0.660	20	WG803858
Benzene	mg/l	0.0276	0.0268	110.	74.8-121	3.04	20	WG803858
Ethylbenzene	mg/l	0.0253	0.0250	101.	78.8-122	1.23	20	WG803858
Naphthalene	mg/l	0.0273	0.0252	109.	68.4-128	7.94	20	WG803858
Toluene	mg/l	0.0252	0.0252	101.	79.7-116	0.100	20	WG803858
Xylenes, Total	mg/l	0.0736	0.0716	98.0	78.7-121	2.70	20	WG803858
4-Bromofluorobenzene				99.80	71-126			WG803858
Dibromofluoromethane				105.0	78.3-121			WG803858
Toluene-d8				107.0	88.5-111			WG803858

Analyte	Units	MS Res	Matrix Spike		% Rec	Limit	Ref Samp	Batch
			Ref Res	TV				
Gasoline Range Organics-NWTPH	mg/l	5.76	0.0	5.5	100.	47.5-136	L776226-03	WG802804
a,a,a-Trifluorotoluene(FID)					107.0	62-128		WG802804
1,2,4-Trimethylbenzene	mg/l	0.0211	0.0	.025	84.0	57.4-137	L776226-01	WG801918
Benzene	mg/l	0.0264	0.0	.025	110.	54.3-133	L776226-01	WG801918
Ethylbenzene	mg/l	0.0220	0.0	.025	88.0	61.4-133	L776226-01	WG801918
Toluene	mg/l	0.0253	0.000403	.025	100.	61.4-130	L776226-01	WG801918
Xylenes, Total	mg/l	0.0662	0.0	.075	88.0	63.3-131	L776226-01	WG801918
4-Bromofluorobenzene					90.10	71-126		WG801918
Dibromofluoromethane					95.30	78.3-121		WG801918
Toluene-d8					106.0	88.5-111		WG801918

* Performance of this Analyte is outside of established criteria.
For additional information, please see Attachment A 'List of Analytes with QC Qualifiers.'



YOUR LAB OF CHOICE

Jeld-Wen
Chris Kramer (SLR)
1800 Blankenship Road, Suite 440

West Linn, OR 97068

Quality Assurance Report
Level II

L776226

12065 Lebanon Rd.
Mt. Juliet, TN 37122
(615) 758-5858
1-800-767-5859
Fax (615) 758-5859

Tax I.D. 62-0814289

Est. 1970

July 22, 2015

Analyte	Units	MS Res	Matrix Spike		% Rec	Limit	Ref Samp	Batch
			Ref Res	TV				
1,2,4-Trimethylbenzene	mg/l	0.0240	0.0	.025	96.0	57.4-137	L776226-01	WG803858
Benzene	mg/l	0.0268	0.0	.025	110.	54.3-133	L776226-01	WG803858
Ethylbenzene	mg/l	0.0250	0.0	.025	100.	61.4-133	L776226-01	WG803858
Naphthalene	mg/l	0.0250	0.000350	.025	98.0	58-135	L776226-01	WG803858
Toluene	mg/l	0.0249	0.000440	.025	98.0	61.4-130	L776226-01	WG803858
Xylenes, Total	mg/l	0.0722	0.0	.075	96.0	63.3-131	L776226-01	WG803858
4-Bromofluorobenzene					101.0	71-126		WG803858
Dibromofluoromethane					104.0	78.3-121		WG803858
Toluene-d8					106.0	88.5-111		WG803858

Analyte	Units	MSD	Matrix Spike Duplicate		Limit	RPD	Limit	Ref Samp	Batch
			Ref	%Rec					
Gasoline Range Organics-NWTPH	mg/l	5.82	5.76	106.	47.5-136	1.05	20	L776226-03	WG802804
a,a,a-Trifluorotoluene(FID)				106.0	62-128				WG802804
1,2,4-Trimethylbenzene	mg/l	0.0204	0.0211	81.5	57.4-137	3.41	20	L776226-01	WG801918
Benzene	mg/l	0.0256	0.0264	102.	54.3-133	3.11	20	L776226-01	WG801918
Ethylbenzene	mg/l	0.0214	0.0220	85.6	61.4-133	2.65	20	L776226-01	WG801918
Toluene	mg/l	0.0245	0.0253	96.3	61.4-130	3.31	20	L776226-01	WG801918
Xylenes, Total	mg/l	0.0633	0.0662	84.4	63.3-131	4.46	20	L776226-01	WG801918
4-Bromofluorobenzene				89.70	71-126				WG801918
Dibromofluoromethane				94.30	78.3-121				WG801918
Toluene-d8				106.0	88.5-111				WG801918
1,2,4-Trimethylbenzene	mg/l	0.0224	0.0240	89.5	57.4-137	6.89	20	L776226-01	WG803858
Benzene	mg/l	0.0265	0.0268	106.	54.3-133	1.09	20	L776226-01	WG803858
Ethylbenzene	mg/l	0.0227	0.0250	90.7	61.4-133	9.65	20	L776226-01	WG803858
Naphthalene	mg/l	0.0265	0.0250	104.	58-135	5.86	25.5	L776226-01	WG803858
Toluene	mg/l	0.0241	0.0249	94.7	61.4-130	3.36	20	L776226-01	WG803858
Xylenes, Total	mg/l	0.0658	0.0722	87.7	63.3-131	9.28	20	L776226-01	WG803858
4-Bromofluorobenzene				97.10	71-126				WG803858
Dibromofluoromethane				105.0	78.3-121				WG803858
Toluene-d8				107.0	88.5-111				WG803858

Batch number /Run number / Sample number cross reference

WG802101: R3049646: L776226-01 02 03
 WG801487: R3049651 R3049948 R3050464: L776226-01 02 03
 WG802804: R3050531: L776226-01 02 03
 WG801918: R3051225: L776226-01
 WG803632: R3051226: L776226-04
 WG803858: R3051532: L776226-01 02 03
 WG803893: R3051626: L776226-04

* * Calculations are performed prior to rounding of reported values.
 * Performance of this Analyte is outside of established criteria.
 For additional information, please see Attachment A 'List of Analytes with QC Qualifiers.'



YOUR LAB OF CHOICE

Jeld-Wen
Chris Kramer (SLR)
1800 Blankenship Road, Suite 440

West Linn, OR 97068

Quality Assurance Report
Level II

L776226

12065 Lebanon Rd.
Mt. Juliet, TN 37122
(615) 758-5858
1-800-767-5859
Fax (615) 758-5859

Tax I.D. 62-0814289

Est. 1970

July 22, 2015

The data package includes a summary of the analytic results of the quality control samples required by the SW-846 or CWA methods. The quality control samples include a method blank, a laboratory control sample, and the matrix spike/matrix spike duplicate analysis. If a target parameter is outside the method limits, every sample that is effected is flagged with the appropriate qualifier in Appendix B of the analytic report.

Method Blank - an aliquot of reagent water carried through the entire analytic process. The method blank results indicate if any possible contamination exposure during the sample handling, digestion or extraction process, and analysis. Concentrations of target analytes above the reporting limit in the method blank are qualified with the "B" qualifier.

Laboratory Control Sample - is a sample of known concentration that is carried through the digestion/extraction and analysis process. The percent recovery, expressed as a percentage of the theoretical concentration, has statistical control limits indicating that the analytic process is "in control". If a target analyte is outside the control limits for the laboratory control sample or any other control sample, the parameter is flagged with a "J4" qualifier for all effected samples.

Matrix Spike and Matrix Spike Duplicate - is two aliquots of an environmental sample that is spiked with known concentrations of target analytes. The percent recovery of the target analytes also has statistical control limits. If any recoveries that are outside the method control limits, the sample that was selected for matrix spike/matrix spike duplicate analysis is flagged with either a "J5" or a "J6". The relative percent difference (%RPD) between the matrix spike and the matrix spike duplicate recoveries is all calculated. If the RPD is above the method limit, the effected samples are flagged with a "J3" qualifier.



12065 Lebanon Rd.
Mt. Juliet, TN 37122
(615) 758-5858
1-800-767-5859
Fax (615) 758-5859

Tax I.D. 62-0814289

Est. 1970

Chris Kramer (SLR)
Jeld-Wen
1800 Blankenship Road, Suite 440
West Linn, OR 97068

Report Summary

Thursday July 30, 2015

Report Number: L778544


Samples Received: 07/23/15

Client Project: 108.0228.00037

Description: Nord Door Project - Everett, WA

The analytical results in this report are based upon information supplied by you, the client, and are for your exclusive use. If you have any questions regarding this data package, please do not hesitate to call.

Entire Report Reviewed By:


Jared Willis, ESC Representative

Laboratory Certification Numbers

A2LA - 1461-01, AIHA - 100789, AL - 40660, CA - 01157CA, CT - PH-0197,
FL - E87487, GA - 923, IN - C-IN-01, KY - 90010, KYUST - 0016,
NC - ENV375/DW21704/BIO041, ND - R-140, NJ - TN002, NJ NELAP - TN002,
SC - 84004, TN - 2006, VA - 460132, WV - 233, AZ - 0612,
MN - 047-999-395, NY - 11742, WI - 998093910, NV - TN000032011-1,
TX - T104704245-11-3, OK - 9915, PA - 68-02979, IA Lab #364, EPA - TN002

Accreditation is only applicable to the test methods specified on each scope of accreditation held by ESC Lab Sciences.

This report may not be reproduced, except in full, without written approval from ESC Lab Sciences. Where applicable, sampling conducted by ESC is performed per guidance provided in laboratory standard operating procedures: 060302, 060303, and 060304.



12065 Lebanon Rd.
 Mt. Juliet, TN 37122
 (615) 758-5858
 1-800-767-5859
 Fax (615) 758-5859

Tax I.D. 62-0814289

Est. 1970

REPORT OF ANALYSIS

Chris Kramer (SLR)
 Jeld-Wen
 1800 Blankenship Road, Suite 440
 West Linn, OR 97068

July 30, 2015

Date Received : July 23, 2015
 Description : Nord Door Project - Everett, WA
 Sample ID : 703-P-8.5-9.0FT
 Collected By : Chris Lee
 Collection Date : 07/21/15 14:30

ESC Sample # : L778544-01

Site ID : EVERETT, WA

Project # : 108.0228.00037

Parameter	Dry Result	MDL	RDL	Units	Qualifier	Method	Date	Dil.
Total Solids	62.5	0.0333		%		2540 G-2	07/27/15	1
Gasoline Range Organics-NWTPH	460	1.3	6.2	mg/kg		NWTPHGX	07/28/15	39
Surrogate Recovery a,a,a-Trifluorotoluene(FID)	96.6			% Rec.		NWTPHGX	07/28/15	1
Volatile Organics								
Benzene	0.091	0.021	0.12	mg/kg	J	8260C	07/25/15	78
Toluene	0.85	0.034	0.62	mg/kg		8260C	07/25/15	78
Ethylbenzene	2.1	0.023	0.12	mg/kg		8260C	07/25/15	78
Xylenes, Total	5.8	0.054	0.37	mg/kg		8260C	07/25/15	78
Naphthalene	1800	39.	310	mg/kg		8260C	07/30/15	39000
1,2,4-Trimethylbenzene	7.7	0.016	0.12	mg/kg		8260C	07/25/15	78
Surrogate Recovery								
Toluene-d8	101.			% Rec.		8260C	07/25/15	1
Dibromofluoromethane	104.			% Rec.		8260C	07/25/15	1
4-Bromofluorobenzene	93.1			% Rec.		8260C	07/25/15	1
Diesel Range Organics (DRO)								
Residual Range Organics (RRO)	3000	53.	260	mg/kg		NWTPHDX	07/26/15	40
Surrogate Recovery	1000	130	640	mg/kg		NWTPHDX	07/26/15	40
o-Terphenyl	0.00			% Rec.	J7	NWTPHDX	07/26/15	40
Polynuclear Aromatic Hydrocarbons								
Benzo(a)anthracene	22.	0.012	0.19	mg/kg		8270D-SI	07/27/15	20
Benzo(a)pyrene	12.	0.012	0.19	mg/kg		8270D-SI	07/27/15	20
Benzo(b)fluoranthene	14.	0.012	0.19	mg/kg		8270D-SI	07/27/15	20
Benzo(k)fluoranthene	4.8	0.012	0.19	mg/kg		8270D-SI	07/27/15	20
Chrysene	24.	0.012	0.19	mg/kg		8270D-SI	07/27/15	20
Dibenz(a,h)anthracene	1.3	0.012	0.19	mg/kg		8270D-SI	07/27/15	20
Indeno(1,2,3-cd)pyrene	3.5	0.012	0.19	mg/kg		8270D-SI	07/27/15	20
Surrogate Recovery								
Nitrobenzene-d5	75.8			% Rec.	J7	8270D-SI	07/27/15	20
2-Fluorobiphenyl	73.7			% Rec.	J7	8270D-SI	07/27/15	20
p-Terphenyl-d14	94.8			% Rec.	J7	8270D-SI	07/27/15	20

Results listed are dry weight basis.

U = ND (Not Detected)

MDL = Minimum Detection Limit = LOD = TRRP SDL

RDL = Reported Detection Limit = LOQ = PQL = EQL = TRRP MQL

Note:

This report shall not be reproduced, except in full, without the written approval from ESC.

The reported analytical results relate only to the sample submitted

Reported: 07/30/15 10:52 Printed: 07/30/15 10:53



12065 Lebanon Rd.
 Mt. Juliet, TN 37122
 (615) 758-5858
 1-800-767-5859
 Fax (615) 758-5859

Tax I.D. 62-0814289

Est. 1970

REPORT OF ANALYSIS

Chris Kramer (SLR)
 Jeld-Wen
 1800 Blankenship Road, Suite 440
 West Linn, OR 97068

July 30, 2015

Date Received : July 23, 2015
 Description : Nord Door Project - Everett, WA
 Sample ID : 704-P-13.5-14.0FT
 Collected By : Chris Lee
 Collection Date : 07/21/15 10:00

ESC Sample # : L778544-02

Site ID : EVERETT, WA

Project # : 108.0228.00037

Parameter	Dry Result	MDL	RDL	Units	Qualifier	Method	Date	Dil.
Total Solids	69.3	0.0333		%		2540 G-2	07/27/15	1
Gasoline Range Organics-NWTPH	390	1.6	6.7	mg/kg		NWTPHGX	07/28/15	46.5
Surrogate Recovery a,a,a-Trifluorotoluene(FID)	98.0			% Rec.		NWTPHGX	07/28/15	1
Volatile Organics								
Benzene	0.11	0.025	0.13	mg/kg	J	8260C	07/25/15	93
Toluene	0.26	0.040	0.67	mg/kg	J	8260C	07/25/15	93
Ethylbenzene	0.26	0.028	0.13	mg/kg		8260C	07/25/15	93
Xylenes, Total	0.48	0.065	0.40	mg/kg		8260C	07/25/15	93
Naphthalene	160	4.6	34.	mg/kg		8260C	07/28/15	4650
1,2,4-Trimethylbenzene	0.27	0.020	0.13	mg/kg		8260C	07/25/15	93
Surrogate Recovery								
Toluene-d8	102.			% Rec.		8260C	07/25/15	1
Dibromofluoromethane	103.			% Rec.		8260C	07/25/15	1
4-Bromofluorobenzene	96.1			% Rec.		8260C	07/25/15	1
Diesel Range Organics (DRO)								
Residual Range Organics (RRO)	4200	53.	230	mg/kg		NWTPHDX	07/26/15	40
Surrogate Recovery	1400	130	580	mg/kg		NWTPHDX	07/26/15	40
o-Terphenyl	0.00			% Rec.	J7	NWTPHDX	07/26/15	40
Polynuclear Aromatic Hydrocarbons								
Benzo(a)anthracene	38.	0.030	0.43	mg/kg		8270D-SI	07/27/15	50
Benzo(a)pyrene	23.	0.030	0.43	mg/kg		8270D-SI	07/27/15	50
Benzo(b)fluoranthene	27.	0.030	0.43	mg/kg		8270D-SI	07/27/15	50
Benzo(k)fluoranthene	8.6	0.030	0.43	mg/kg		8270D-SI	07/27/15	50
Chrysene	35.	0.030	0.43	mg/kg		8270D-SI	07/27/15	50
Dibenz(a,h)anthracene	2.7	0.030	0.43	mg/kg		8270D-SI	07/27/15	50
Indeno(1,2,3-cd)pyrene	7.2	0.030	0.43	mg/kg		8270D-SI	07/27/15	50
Surrogate Recovery								
Nitrobenzene-d5	68.4			% Rec.	J7	8270D-SI	07/27/15	50
2-Fluorobiphenyl	78.8			% Rec.	J7	8270D-SI	07/27/15	50
p-Terphenyl-d14	128.			% Rec.	J7	8270D-SI	07/27/15	50

Results listed are dry weight basis.

U = ND (Not Detected)

MDL = Minimum Detection Limit = LOD = TRRP SDL

RDL = Reported Detection Limit = LOQ = PQL = EQL = TRRP MQL

Note:

This report shall not be reproduced, except in full, without the written approval from ESC.

The reported analytical results relate only to the sample submitted

Reported: 07/30/15 10:52 Printed: 07/30/15 10:53

Attachment A
List of Analytes with QC Qualifiers

Sample Number	Work Group	Sample Type	Analyte	Run ID	Qualifier
L778544-01	WG804764	SAMP	o-Terphenyl	R3052882	J7
	WG805206	SAMP	Benzene	R3053176	J
	WG804566	SAMP	Nitrobenzene-d5	R3053020	J7
	WG804566	SAMP	2-Fluorobiphenyl	R3053020	J7
	WG804566	SAMP	p-Terphenyl-d14	R3053020	J7
L778544-02	WG804764	SAMP	o-Terphenyl	R3052882	J7
	WG805206	SAMP	Benzene	R3053176	J
	WG805206	SAMP	Toluene	R3053176	J
	WG804566	SAMP	Nitrobenzene-d5	R3053020	J7
	WG804566	SAMP	2-Fluorobiphenyl	R3053020	J7
	WG804566	SAMP	p-Terphenyl-d14	R3053020	J7

Attachment B
Explanation of QC Qualifier Codes

Qualifier	Meaning
J	(EPA) - Estimated value below the lowest calibration point. Confidence correlates with concentration.
J7	Surrogate recovery cannot be used for control limit evaluation due to dilution.

Qualifier Report Information

ESC utilizes sample and result qualifiers as set forth by the EPA Contract Laboratory Program and as required by most certifying bodies including NELAC. In addition to the EPA qualifiers adopted by ESC, we have implemented ESC qualifiers to provide more information pertaining to our analytical results. Each qualifier is designated in the qualifier explanation as either EPA or ESC. Data qualifiers are intended to provide the ESC client with more detailed information concerning the potential bias of reported data. Because of the wide range of constituents and variety of matrices incorporated by most EPA methods, it is common for some compounds to fall outside of established ranges. These exceptions are evaluated and all reported data is valid and useable "unless qualified as 'R' (Rejected)."

Definitions

- Accuracy - The relationship of the observed value of a known sample to the true value of a known sample. Represented by percent recovery and relevant to samples such as: control samples, matrix spike recoveries, surrogate recoveries, etc.
- Precision - The agreement between a set of samples or between duplicate samples. Relates to how close together the results are and is represented by Relative Percent Difference.
- Surrogate - Organic compounds that are similar in chemical composition, extraction, and chromatography to analytes of interest. The surrogates are used to determine the probable response of the group of analytes that are chemically related to the surrogate compound. Surrogates are added to the sample and carried through all stages of preparation and analyses.
- TIC - Tentatively Identified Compound: Compounds detected in samples that are not target compounds, internal standards, system monitoring compounds, or surrogates.



YOUR LAB OF CHOICE

Jeld-Wen
Chris Kramer (SLR)
1800 Blankenship Road, Suite 440
West Linn, OR 97068

Quality Assurance Report
Level II
L778544

12065 Lebanon Rd.
Mt. Juliet, TN 37122
(615) 758-5858
1-800-767-5859
Fax (615) 758-5859

Tax I.D. 62-0814289

Est. 1970

July 30, 2015

Analyte	Result	Laboratory Blank		Limit	Batch	Date Analyzed
		Units	% Rec			
Benzo(a)anthracene	< .006	mg/kg			WG804566	07/25/15 01:38
Benzo(a)pyrene	< .006	mg/kg			WG804566	07/25/15 01:38
Benzo(b)fluoranthene	< .006	mg/kg			WG804566	07/25/15 01:38
Benzo(k)fluoranthene	< .006	mg/kg			WG804566	07/25/15 01:38
Chrysene	< .006	mg/kg			WG804566	07/25/15 01:38
Dibenz(a,h)anthracene	< .006	mg/kg			WG804566	07/25/15 01:38
Indeno(1,2,3-cd)pyrene	< .006	mg/kg			WG804566	07/25/15 01:38
2-Fluorobiphenyl		% Rec.	89.30	40.6-122	WG804566	07/25/15 01:38
Nitrobenzene-d5		% Rec.	77.10	22.1-146	WG804566	07/25/15 01:38
p-Terphenyl-d14		% Rec.	83.40	32.2-131	WG804566	07/25/15 01:38
Total Solids	< .1	%			WG804796	07/27/15 08:34
Diesel Range Organics (DRO)	< 4	mg/kg			WG804764	07/26/15 07:26
Residual Range Organics (RRO)	< 10	mg/kg			WG804764	07/26/15 07:26
o-Terphenyl		% Rec.	80.30	50-150	WG804764	07/26/15 07:26
1,2,4-Trimethylbenzene	< .001	mg/kg			WG805206	07/25/15 13:17
Benzene	< .001	mg/kg			WG805206	07/25/15 13:17
Ethylbenzene	< .001	mg/kg			WG805206	07/25/15 13:17
Toluene	< .005	mg/kg			WG805206	07/25/15 13:17
Xylenes, Total	< .003	mg/kg			WG805206	07/25/15 13:17
4-Bromofluorobenzene		% Rec.	85.90	69.7-129	WG805206	07/25/15 13:17
Dibromofluoromethane		% Rec.	104.0	76.3-123	WG805206	07/25/15 13:17
Toluene-d8		% Rec.	101.0	88.7-115	WG805206	07/25/15 13:17
Naphthalene	< .005	mg/kg			WG805245	07/28/15 02:06
4-Bromofluorobenzene		% Rec.	96.50	69.7-129	WG805245	07/28/15 02:06
Dibromofluoromethane		% Rec.	86.90	76.3-123	WG805245	07/28/15 02:06
Toluene-d8		% Rec.	94.60	88.7-115	WG805245	07/28/15 02:06
Gasoline Range Organics-NWTPH	< .1	mg/kg			WG804986	07/28/15 12:28
a,a,a-Trifluorotoluene(FID)		% Rec.	100.0	59-128	WG804986	07/28/15 12:28
Naphthalene	< .005	mg/kg			WG805390	07/29/15 21:45
4-Bromofluorobenzene		% Rec.	107.0	69.7-129	WG805390	07/29/15 21:45
Dibromofluoromethane		% Rec.	97.00	76.3-123	WG805390	07/29/15 21:45
Toluene-d8		% Rec.	103.0	88.7-115	WG805390	07/29/15 21:45

Analyte	Units	Result	Duplicate		Limit	Ref Samp	Batch
			Duplicate	RPD			
Total Solids	%	82.5	84.4	2.35	5	L778543-97	WG804796

Analyte	Units	Laboratory Control Sample		% Rec	Limit	Batch
		Known Val	Result			
Benzo(a)anthracene	mg/kg	.08	0.0722	90.2	46.7-125	WG804566
Benzo(a)pyrene	mg/kg	.08	0.0688	86.1	42.3-119	WG804566
Benzo(b)fluoranthene	mg/kg	.08	0.0732	91.5	43.6-124	WG804566
Benzo(k)fluoranthene	mg/kg	.08	0.0705	88.2	46.1-131	WG804566
Chrysene	mg/kg	.08	0.0738	92.2	49.5-131	WG804566
Dibenz(a,h)anthracene	mg/kg	.08	0.0632	79.0	44.8-133	WG804566

* Performance of this Analyte is outside of established criteria.

For additional information, please see Attachment A 'List of Analytes with QC Qualifiers.'



YOUR LAB OF CHOICE

Jeld-Wen
Chris Kramer (SLR)
1800 Blankenship Road, Suite 440

West Linn, OR 97068

Quality Assurance Report
Level II

L778544

12065 Lebanon Rd.
Mt. Juliet, TN 37122
(615) 758-5858
1-800-767-5859
Fax (615) 758-5859

Tax I.D. 62-0814289

Est. 1970

July 30, 2015

Analyte	Units	Laboratory Control Sample		% Rec	Limit	Batch
		Known Val	Result			
Indeno(1,2,3-cd)pyrene	mg/kg	.08	0.0670	83.7	46.1-135	WG804566
2-Fluorobiphenyl				87.00	40.6-122	WG804566
Nitrobenzene-d5				75.60	22.1-146	WG804566
p-Terphenyl-d14				79.40	32.2-131	WG804566
Total Solids	%	50	50.0	100.	85-115	WG804796
Diesel Range Organics (DRO)	mg/kg	30	22.5	75.1	50-150	WG804764
Residual Range Organics (RRO)	mg/kg	30	23.2	77.2	50-150	WG804764
o-Terphenyl				75.90	50-150	WG804764
1,2,4-Trimethylbenzene	mg/kg	.025	0.0276	110.	77.1-124	WG805206
Benzene	mg/kg	.025	0.0275	110.	72.6-120	WG805206
Ethylbenzene	mg/kg	.025	0.0275	110.	78.6-124	WG805206
Toluene	mg/kg	.025	0.0283	113.	76.7-116	WG805206
Xylenes, Total	mg/kg	.075	0.0847	113.	78.1-123	WG805206
4-Bromofluorobenzene				93.50	69.7-129	WG805206
Dibromofluoromethane				94.00	76.3-123	WG805206
Toluene-d8				98.30	88.7-115	WG805206
Naphthalene	mg/kg	.025	0.0265	106.	69.9-132	WG805245
4-Bromofluorobenzene				93.80	69.7-129	WG805245
Dibromofluoromethane				87.30	76.3-123	WG805245
Toluene-d8				96.00	88.7-115	WG805245
Gasoline Range Organics-NWTPH	mg/kg	5.5	6.47	118.	62.2-127	WG804986
a,a,a-Trifluorotoluene(FID)				98.20	59-128	WG804986
Naphthalene	mg/kg	.025	0.0250	100.	69.9-132	WG805390
4-Bromofluorobenzene				104.0	69.7-129	WG805390
Dibromofluoromethane				96.60	76.3-123	WG805390
Toluene-d8				103.0	88.7-115	WG805390

Analyte	Units	Laboratory Control Sample Duplicate			Limit	RPD	Limit	Batch
		Result	Ref	%Rec				
Benzo(a)anthracene	mg/kg	0.0764	0.0722	95.0	46.7-125	5.63	20	WG804566
Benzo(a)pyrene	mg/kg	0.0718	0.0688	90.0	42.3-119	4.20	20	WG804566
Benzo(b)fluoranthene	mg/kg	0.0785	0.0732	98.0	43.6-124	7.01	20	WG804566
Benzo(k)fluoranthene	mg/kg	0.0719	0.0705	90.0	46.1-131	1.88	20	WG804566
Chrysene	mg/kg	0.0785	0.0738	98.0	49.5-131	6.21	20	WG804566
Dibenz(a,h)anthracene	mg/kg	0.0662	0.0632	83.0	44.8-133	4.71	20	WG804566
Indeno(1,2,3-cd)pyrene	mg/kg	0.0706	0.0670	88.0	46.1-135	5.26	20	WG804566
2-Fluorobiphenyl				89.30	40.6-122			WG804566
Nitrobenzene-d5				77.80	22.1-146			WG804566
p-Terphenyl-d14				80.60	32.2-131			WG804566
Diesel Range Organics (DRO)	mg/kg	21.1	22.5	70.0	50-150	6.70	20	WG804764
Residual Range Organics (RRO)	mg/kg	22.3	23.2	74.0	50-150	3.70	20	WG804764
o-Terphenyl				71.10	50-150			WG804764

* Performance of this Analyte is outside of established criteria.
For additional information, please see Attachment A 'List of Analytes with QC Qualifiers.'



YOUR LAB OF CHOICE

Jeld-Wen
Chris Kramer (SLR)
1800 Blankenship Road, Suite 440
West Linn, OR 97068

Quality Assurance Report
Level II
L778544

12065 Lebanon Rd.
Mt. Juliet, TN 37122
(615) 758-5858
1-800-767-5859
Fax (615) 758-5859

Tax I.D. 62-0814289

Est. 1970

July 30, 2015

Analyte	Units	Laboratory Control Sample Duplicate			Limit	RPD	Limit	Batch
		Result	Ref	%Rec				
1,2,4-Trimethylbenzene	mg/kg	0.0277	0.0276	111.	77.1-124	0.540	20	WG805206
Benzene	mg/kg	0.0271	0.0275	108.	72.6-120	1.50	20	WG805206
Ethylbenzene	mg/kg	0.0270	0.0275	108.	78.6-124	1.88	20	WG805206
Toluene	mg/kg	0.0282	0.0283	113.	76.7-116	0.240	20	WG805206
Xylenes, Total	mg/kg	0.0829	0.0847	110.	78.1-123	2.16	20	WG805206
4-Bromofluorobenzene				92.80	69.7-129			WG805206
Dibromofluoromethane				95.70	76.3-123			WG805206
Toluene-d8				99.00	88.7-115			WG805206
Naphthalene	mg/kg	0.0255	0.0265	102.	69.9-132	3.90	20	WG805245
4-Bromofluorobenzene				96.60	69.7-129			WG805245
Dibromofluoromethane				89.30	76.3-123			WG805245
Toluene-d8				95.90	88.7-115			WG805245
Gasoline Range Organics-NWTPH a,a,a-Trifluorotoluene(FID)	mg/kg	6.33	6.47	115.	62.2-127	2.30	20	WG804986
				98.80	59-128			WG804986
Naphthalene	mg/kg	0.0252	0.0250	101.	69.9-132	0.640	20	WG805390
4-Bromofluorobenzene				105.0	69.7-129			WG805390
Dibromofluoromethane				97.30	76.3-123			WG805390
Toluene-d8				102.0	88.7-115			WG805390

Analyte	Units	MS Res	Matrix Spike		TV	% Rec	Limit	Ref Samp	Batch
			Ref Res	TV					
Naphthalene	mg/kg	0.0867	0.0	.025	69.0	18.4-145	L778934-11	WG805245	
4-Bromofluorobenzene					93.50	69.7-129		WG805245	
Dibromofluoromethane					88.00	76.3-123		WG805245	
Toluene-d8					95.40	88.7-115		WG805245	
Gasoline Range Organics-NWTPH a,a,a-Trifluorotoluene(FID)	mg/kg	20.1	0.0	5.5	73.0	20.5-134	L778450-01	WG804986	
					91.90	59-128		WG804986	
Naphthalene	mg/kg	0.00729	0.0	.025	29.0	18.4-145	L778520-03	WG805390	
4-Bromofluorobenzene					102.0	69.7-129		WG805390	
Dibromofluoromethane					99.20	76.3-123		WG805390	
Toluene-d8					103.0	88.7-115		WG805390	

Analyte	Units	MSD	Matrix Spike Duplicate		Limit	RPD	Limit	Ref Samp	Batch
			Ref	%Rec					
Naphthalene	mg/kg	0.0780	0.0867	62.4	18.4-145	10.6	34	L778934-11	WG805245
4-Bromofluorobenzene				98.00	69.7-129				WG805245
Dibromofluoromethane				87.40	76.3-123				WG805245
Toluene-d8				95.30	88.7-115				WG805245
Gasoline Range Organics-NWTPH a,a,a-Trifluorotoluene(FID)	mg/kg	21.6	20.1	78.5	20.5-134	7.23	23.8	L778450-01	WG804986
				95.70	59-128				WG804986
Naphthalene	mg/kg	0.00651	0.00729	26.0	18.4-145	11.2	34	L778520-03	WG805390
4-Bromofluorobenzene				103.0	69.7-129				WG805390
Dibromofluoromethane				99.00	76.3-123				WG805390

* Performance of this Analyte is outside of established criteria.

For additional information, please see Attachment A 'List of Analytes with QC Qualifiers.'



YOUR LAB OF CHOICE

Jeld-Wen
Chris Kramer (SLR)
1800 Blankenship Road, Suite 440
West Linn, OR 97068

Quality Assurance Report
Level II
L778544

12065 Lebanon Rd.
Mt. Juliet, TN 37122
(615) 758-5858
1-800-767-5859
Fax (615) 758-5859

Tax I.D. 62-0814289

Est. 1970

July 30, 2015

Analyte	Units	MSD	Matrix Spike Duplicate		Limit	RPD	Limit Ref	Samp	Batch
			Ref	%Rec					
Toluene-d8				102.0	88.7-115				

Batch number /Run number / Sample number cross reference

WG804764: R3052882 R3053060: L778544-01 02
WG804566: R3052920 R3053020: L778544-01 02
WG804796: R3052924: L778544-01 02
WG805206: R3053176: L778544-01 02
WG805245: R3053486: L778544-02
WG804986: R3054000: L778544-01 02
WG805390: R3054557: L778544-01

* * Calculations are performed prior to rounding of reported values.
* Performance of this Analyte is outside of established criteria.
For additional information, please see Attachment A 'List of Analytes with QC Qualifiers.'



YOUR LAB OF CHOICE

Jeld-Wen
Chris Kramer (SLR)
1800 Blankenship Road, Suite 440

West Linn, OR 97068

Quality Assurance Report
Level II

L778544

12065 Lebanon Rd.
Mt. Juliet, TN 37122
(615) 758-5858
1-800-767-5859
Fax (615) 758-5859

Tax I.D. 62-0814289

Est. 1970

July 30, 2015

The data package includes a summary of the analytic results of the quality control samples required by the SW-846 or CWA methods. The quality control samples include a method blank, a laboratory control sample, and the matrix spike/matrix spike duplicate analysis. If a target parameter is outside the method limits, every sample that is effected is flagged with the appropriate qualifier in Appendix B of the analytic report.

Method Blank - an aliquot of reagent water carried through the entire analytic process. The method blank results indicate if any possible contamination exposure during the sample handling, digestion or extraction process, and analysis. Concentrations of target analytes above the reporting limit in the method blank are qualified with the "B" qualifier.

Laboratory Control Sample - is a sample of known concentration that is carried through the digestion/extraction and analysis process. The percent recovery, expressed as a percentage of the theoretical concentration, has statistical control limits indicating that the analytic process is "in control". If a target analyte is outside the control limits for the laboratory control sample or any other control sample, the parameter is flagged with a "J4" qualifier for all effected samples.

Matrix Spike and Matrix Spike Duplicate - is two aliquots of an environmental sample that is spiked with known concentrations of target analytes. The percent recovery of the target analytes also has statistical control limits. If any recoveries that are outside the method control limits, the sample that was selected for matrix spike/matrix spike duplicate analysis is flagged with either a "J5" or a "J6". The relative percent difference (%RPD) between the matrix spike and the matrix spike duplicate recoveries is all calculated. If the RPD is above the method limit, the effected samples are flagged with a "J3" qualifier.



12065 Lebanon Rd.
Mt. Juliet, TN 37122
(615) 758-5858
1-800-767-5859
Fax (615) 758-5859

Tax I.D. 62-0814289

Est. 1970

Chris Kramer (SLR)
Jeld-Wen
1800 Blankenship Road, Suite 440
West Linn, OR 97068

Report Summary

Friday August 21, 2015

Report Number: L783349


Samples Received: 08/17/15

Client Project: 108.00228.0048

Description: Nord Door Project - Everett, WA

The analytical results in this report are based upon information supplied by you, the client, and are for your exclusive use. If you have any questions regarding this data package, please do not hesitate to call.

Entire Report Reviewed By:


Jared Willis, ESC Representative

Laboratory Certification Numbers

A2LA - 1461-01, AIHA - 100789, AL - 40660, CA - 01157CA, CT - PH-0197,
FL - E87487, GA - 923, IN - C-IN-01, KY - 90010, KYUST - 0016,
NC - ENV375/DW21704/BIO041, ND - R-140, NJ - TN002, NJ NELAP - TN002,
SC - 84004, TN - 2006, VA - 460132, WV - 233, AZ - 0612,
MN - 047-999-395, NY - 11742, WI - 998093910, NV - TN000032011-1,
TX - T104704245-11-3, OK - 9915, PA - 68-02979, IA Lab #364, EPA - TN002

Accreditation is only applicable to the test methods specified on each scope of accreditation held by ESC Lab Sciences.

This report may not be reproduced, except in full, without written approval from ESC Lab Sciences. Where applicable, sampling conducted by ESC is performed per guidance provided in laboratory standard operating procedures: 060302, 060303, and 060304.



12065 Lebanon Rd.
 Mt. Juliet, TN 37122
 (615) 758-5858
 1-800-767-5859
 Fax (615) 758-5859

Tax I.D. 62-0814289

Est. 1970

REPORT OF ANALYSIS

Chris Kramer (SLR)
 Jeld-Wen
 1800 Blankenship Road, Suite 440
 West Linn, OR 97068

August 21, 2015

Date Received : August 17, 2015
 Description : Nord Door Project - Everett, WA
 Sample ID : MW8B-54
 Collected By : DL
 Collection Date : 08/12/15 13:00

ESC Sample # : L783349-01

Site ID : EVERETT, WA

Project # : 108.00228.0048

Parameter	Dry Result	MDL	RDL	Units	Qualif	Method	Date	Dil.
Total Solids	82.4	0.0333		%		2540 G-2	08/20/15	1
Gasoline Range Organics-NWTPH Surrogate Recovery	U	0.0339	0.121	mg/kg		NWTPHGX	08/19/15	1
a,a,a-Trifluorotoluene(FID)	95.8			% Rec.		NWTPHGX	08/19/15	1
Volatile Organics								
Benzene	U	0.000270	0.00121	mg/kg		8260C	08/19/15	1
Toluene	U	0.000434	0.00607	mg/kg		8260C	08/19/15	1
Ethylbenzene	U	0.000297	0.00121	mg/kg		8260C	08/19/15	1
Xylenes, Total	U	0.000698	0.00364	mg/kg		8260C	08/19/15	1
Naphthalene	0.00745	0.00100	0.00607	mg/kg	J4	8260C	08/19/15	1
1,2,4-Trimethylbenzene	U	0.000211	0.00121	mg/kg		8260C	08/19/15	1
Surrogate Recovery								
Toluene-d8	102.			% Rec.		8260C	08/19/15	1
Dibromofluoromethane	99.0			% Rec.		8260C	08/19/15	1
4-Bromofluorobenzene	99.0			% Rec.		8260C	08/19/15	1
Diesel Range Organics (DRO)								
Residual Range Organics (RRO)	2.52	1.32	4.85	mg/kg	J	NWTPHDX	08/19/15	1
Surrogate Recovery	U	3.30	12.1	mg/kg		NWTPHDX	08/19/15	1
o-Terphenyl	74.7			% Rec.		NWTPHDX	08/19/15	1
Polynuclear Aromatic Hydrocarbons								
Benzo(a)anthracene	0.0125	0.000600	0.00728	mg/kg		8270D-SI	08/21/15	1
Benzo(a)pyrene	0.00609	0.000600	0.00728	mg/kg	J	8270D-SI	08/21/15	1
Benzo(b)fluoranthene	0.00737	0.000600	0.00728	mg/kg		8270D-SI	08/21/15	1
Benzo(k)fluoranthene	0.00379	0.000600	0.00728	mg/kg	J	8270D-SI	08/21/15	1
Chrysene	0.0124	0.000600	0.00728	mg/kg		8270D-SI	08/21/15	1
Dibenz(a,h)anthracene	U	0.000600	0.00728	mg/kg		8270D-SI	08/21/15	1
Indeno(1,2,3-cd)pyrene	0.00187	0.000600	0.00728	mg/kg	J	8270D-SI	08/21/15	1
Surrogate Recovery								
Nitrobenzene-d5	77.2			% Rec.		8270D-SI	08/21/15	1
2-Fluorobiphenyl	77.7			% Rec.		8270D-SI	08/21/15	1
p-Terphenyl-d14	64.9			% Rec.		8270D-SI	08/21/15	1

Results listed are dry weight basis.

U = ND (Not Detected)

MDL = Minimum Detection Limit = LOD = TRRP SDL

RDL = Reported Detection Limit = LOQ = PQL = EQL = TRRP MQL

Note:

This report shall not be reproduced, except in full, without the written approval from ESC.

The reported analytical results relate only to the sample submitted

Reported: 08/21/15 09:48 Printed: 08/21/15 09:48



12065 Lebanon Rd.
 Mt. Juliet, TN 37122
 (615) 758-5858
 1-800-767-5859
 Fax (615) 758-5859

Tax I.D. 62-0814289

Est. 1970

REPORT OF ANALYSIS

Chris Kramer (SLR)
 Jeld-Wen
 1800 Blankenship Road, Suite 440
 West Linn, OR 97068

August 21, 2015

Date Received : August 17, 2015
 Description : Nord Door Project - Everett, WA
 Sample ID : MW10B-35
 Collected By : DL
 Collection Date : 08/13/15 11:30

ESC Sample # : L783349-02

Site ID : EVERETT, WA

Project # : 108.00228.0048

Parameter	Dry Result	MDL	RDL	Units	Qualif	Method	Date	Dil.
Total Solids	85.7	0.0333		%		2540 G-2	08/20/15	1
Gasoline Range Organics-NWTPH Surrogate Recovery	U	0.0339	0.117	mg/kg		NWTPHGX	08/19/15	1
a,a,a-Trifluorotoluene(FID)	96.3			% Rec.		NWTPHGX	08/19/15	1
Volatile Organics								
Benzene	U	0.000270	0.00117	mg/kg		8260C	08/19/15	1
Toluene	U	0.000434	0.00583	mg/kg		8260C	08/19/15	1
Ethylbenzene	U	0.000297	0.00117	mg/kg		8260C	08/19/15	1
Xylenes, Total	U	0.000698	0.00350	mg/kg		8260C	08/19/15	1
Naphthalene	0.00117	0.00100	0.00583	mg/kg	JJ4	8260C	08/19/15	1
1,2,4-Trimethylbenzene	U	0.000211	0.00117	mg/kg		8260C	08/19/15	1
Surrogate Recovery								
Toluene-d8	103.			% Rec.		8260C	08/19/15	1
Dibromofluoromethane	99.6			% Rec.		8260C	08/19/15	1
4-Bromofluorobenzene	103.			% Rec.		8260C	08/19/15	1
Diesel Range Organics (DRO)								
Residual Range Organics (RRO)	U	1.32	4.67	mg/kg		NWTPHDX	08/19/15	1
Surrogate Recovery	U	3.30	11.7	mg/kg		NWTPHDX	08/19/15	1
o-Terphenyl	84.8			% Rec.		NWTPHDX	08/19/15	1
Polynuclear Aromatic Hydrocarbons								
Benzo(a)anthracene	0.00419	0.000600	0.00700	mg/kg	J	8270D-SI	08/21/15	1
Benzo(a)pyrene	0.00230	0.000600	0.00700	mg/kg	J	8270D-SI	08/21/15	1
Benzo(b)fluoranthene	0.00309	0.000600	0.00700	mg/kg	J	8270D-SI	08/21/15	1
Benzo(k)fluoranthene	0.00115	0.000600	0.00700	mg/kg	J	8270D-SI	08/21/15	1
Chrysene	0.00550	0.000600	0.00700	mg/kg	J	8270D-SI	08/21/15	1
Dibenz(a,h)anthracene	U	0.000600	0.00700	mg/kg		8270D-SI	08/21/15	1
Indeno(1,2,3-cd)pyrene	0.000824	0.000600	0.00700	mg/kg	J	8270D-SI	08/21/15	1
Surrogate Recovery								
Nitrobenzene-d5	83.0			% Rec.		8270D-SI	08/21/15	1
2-Fluorobiphenyl	85.5			% Rec.		8270D-SI	08/21/15	1
p-Terphenyl-d14	74.0			% Rec.		8270D-SI	08/21/15	1

Results listed are dry weight basis.

U = ND (Not Detected)

MDL = Minimum Detection Limit = LOD = TRRP SDL

RDL = Reported Detection Limit = LOQ = PQL = EQL = TRRP MQL

Note:

This report shall not be reproduced, except in full, without the written approval from ESC.

The reported analytical results relate only to the sample submitted

Reported: 08/21/15 09:48 Printed: 08/21/15 09:48



12065 Lebanon Rd.
 Mt. Juliet, TN 37122
 (615) 758-5858
 1-800-767-5859
 Fax (615) 758-5859

Tax I.D. 62-0814289

Est. 1970

REPORT OF ANALYSIS

Chris Kramer (SLR)
 Jeld-Wen
 1800 Blankenship Road, Suite 440
 West Linn, OR 97068

August 21, 2015

Date Received : August 17, 2015
 Description : Nord Door Project - Everett, WA
 Sample ID : MW7-12.5
 Collected By : DL
 Collection Date : 08/14/15 08:25

ESC Sample # : L783349-03

Site ID : EVERETT, WA

Project # : 108.00228.0048

Parameter	Dry Result	MDL	RDL	Units	Qualif	Method	Date	Dil.
Total Solids	87.1	0.0333		%		2540 G-2	08/20/15	1
Gasoline Range Organics-NWTPH Surrogate Recovery	U	0.0339	0.115	mg/kg		NWTPHGX	08/19/15	1
a,a,a-Trifluorotoluene(FID)	95.7			% Rec.		NWTPHGX	08/19/15	1
Volatile Organics								
Benzene	U	0.000270	0.00115	mg/kg		8260C	08/19/15	1
Toluene	U	0.000434	0.00574	mg/kg		8260C	08/19/15	1
Ethylbenzene	U	0.000297	0.00115	mg/kg		8260C	08/19/15	1
Xylenes, Total	U	0.000698	0.00344	mg/kg		8260C	08/19/15	1
Naphthalene	0.00471	0.00100	0.00574	mg/kg	JJ4	8260C	08/19/15	1
1,2,4-Trimethylbenzene	U	0.000211	0.00115	mg/kg		8260C	08/19/15	1
Surrogate Recovery								
Toluene-d8	102.			% Rec.		8260C	08/19/15	1
Dibromofluoromethane	99.6			% Rec.		8260C	08/19/15	1
4-Bromofluorobenzene	99.2			% Rec.		8260C	08/19/15	1
Diesel Range Organics (DRO)								
Residual Range Organics (RRO)	U	1.32	4.59	mg/kg		NWTPHDX	08/19/15	1
Surrogate Recovery	U	3.30	11.5	mg/kg		NWTPHDX	08/19/15	1
o-Terphenyl	75.7			% Rec.		NWTPHDX	08/19/15	1
Polynuclear Aromatic Hydrocarbons								
Benzo(a)anthracene	0.00158	0.000600	0.00689	mg/kg	J	8270D-SI	08/21/15	1
Benzo(a)pyrene	0.00103	0.000600	0.00689	mg/kg	J	8270D-SI	08/21/15	1
Benzo(b)fluoranthene	0.00130	0.000600	0.00689	mg/kg	J	8270D-SI	08/21/15	1
Benzo(k)fluoranthene	U	0.000600	0.00689	mg/kg		8270D-SI	08/21/15	1
Chrysene	0.00176	0.000600	0.00689	mg/kg	J	8270D-SI	08/21/15	1
Dibenz(a,h)anthracene	U	0.000600	0.00689	mg/kg		8270D-SI	08/21/15	1
Indeno(1,2,3-cd)pyrene	U	0.000600	0.00689	mg/kg		8270D-SI	08/21/15	1
Surrogate Recovery								
Nitrobenzene-d5	83.9			% Rec.		8270D-SI	08/21/15	1
2-Fluorobiphenyl	87.3			% Rec.		8270D-SI	08/21/15	1
p-Terphenyl-d14	77.2			% Rec.		8270D-SI	08/21/15	1

Results listed are dry weight basis.

U = ND (Not Detected)

MDL = Minimum Detection Limit = LOD = TRRP SDL

RDL = Reported Detection Limit = LOQ = PQL = EQL = TRRP MQL

Note:

This report shall not be reproduced, except in full, without the written approval from ESC.

The reported analytical results relate only to the sample submitted

Reported: 08/21/15 09:48 Printed: 08/21/15 09:48



12065 Lebanon Rd.
 Mt. Juliet, TN 37122
 (615) 758-5858
 1-800-767-5859
 Fax (615) 758-5859

Tax I.D. 62-0814289

Est. 1970

REPORT OF ANALYSIS

Chris Kramer (SLR)
 Jeld-Wen
 1800 Blankenship Road, Suite 440
 West Linn, OR 97068

August 21, 2015

Date Received : August 17, 2015
 Description : Nord Door Project - Everett, WA
 Sample ID : MW9B-35.5
 Collected By : DL
 Collection Date : 08/14/15 12:00

ESC Sample # : L783349-04

Site ID : EVERETT, WA

Project # : 108.00228.0048

Parameter	Dry Result	MDL	RDL	Units	Qualif	Method	Date	Dil.
Total Solids	80.5	0.0333		%		2540 G-2	08/20/15	1
Gasoline Range Organics-NWTPH	0.0494	0.0339	0.124	mg/kg	J	NWTPHGX	08/19/15	1
Surrogate Recovery								
a,a,a-Trifluorotoluene(FID)	94.9			% Rec.		NWTPHGX	08/19/15	1
Volatile Organics								
Benzene	U	0.000270	0.00124	mg/kg		8260C	08/19/15	1
Toluene	U	0.000434	0.00621	mg/kg		8260C	08/19/15	1
Ethylbenzene	U	0.000297	0.00124	mg/kg		8260C	08/19/15	1
Xylenes, Total	U	0.000698	0.00373	mg/kg		8260C	08/19/15	1
Naphthalene	U	0.00100	0.00621	mg/kg	J4	8260C	08/19/15	1
1,2,4-Trimethylbenzene	U	0.000211	0.00124	mg/kg		8260C	08/19/15	1
Surrogate Recovery								
Toluene-d8	103.			% Rec.		8260C	08/19/15	1
Dibromofluoromethane	97.9			% Rec.		8260C	08/19/15	1
4-Bromofluorobenzene	101.			% Rec.		8260C	08/19/15	1
Diesel Range Organics (DRO)								
Residual Range Organics (RRO)	U	1.32	4.97	mg/kg		NWTPHDX	08/19/15	1
Surrogate Recovery								
o-Terphenyl	94.5			% Rec.		NWTPHDX	08/19/15	1
Polynuclear Aromatic Hydrocarbons								
Benzo(a)anthracene	U	0.00300	0.0373	mg/kg		8270D-SI	08/21/15	5
Benzo(a)pyrene	U	0.00300	0.0373	mg/kg		8270D-SI	08/21/15	5
Benzo(b)fluoranthene	U	0.00300	0.0373	mg/kg		8270D-SI	08/21/15	5
Benzo(k)fluoranthene	U	0.00300	0.0373	mg/kg		8270D-SI	08/21/15	5
Chrysene	0.00519	0.00300	0.0373	mg/kg	J	8270D-SI	08/21/15	5
Dibenz(a,h)anthracene	U	0.00300	0.0373	mg/kg		8270D-SI	08/21/15	5
Indeno(1,2,3-cd)pyrene	U	0.00300	0.0373	mg/kg		8270D-SI	08/21/15	5
Surrogate Recovery								
Nitrobenzene-d5	82.4			% Rec.		8270D-SI	08/21/15	5
2-Fluorobiphenyl	85.4			% Rec.		8270D-SI	08/21/15	5
p-Terphenyl-d14	75.2			% Rec.		8270D-SI	08/21/15	5

Results listed are dry weight basis.

U = ND (Not Detected)

MDL = Minimum Detection Limit = LOD = TRRP SDL

RDL = Reported Detection Limit = LOQ = PQL = EQL = TRRP MQL

Note:

This report shall not be reproduced, except in full, without the written approval from ESC.

The reported analytical results relate only to the sample submitted

Reported: 08/21/15 09:48 Printed: 08/21/15 09:48

L783349-04 (SV8270PAHSIMD) - Dilution due to sample volume

Attachment A
List of Analytes with QC Qualifiers

Sample Number	Work Group	Sample Type	Analyte	Run ID	Qualifier
L783349-01	WG810015	SAMP	Diesel Range Organics (DRO)	R3064816	J
	WG810254	SAMP	Benzo(a)pyrene	R3065083	J
	WG810254	SAMP	Benzo(k)fluoranthene	R3065083	J
	WG810254	SAMP	Indeno(1,2,3-cd)pyrene	R3065083	J
	WG810063	SAMP	Naphthalene	R3064182	J4
L783349-02	WG810254	SAMP	Benzo(a)anthracene	R3065083	J
	WG810254	SAMP	Benzo(a)pyrene	R3065083	J
	WG810254	SAMP	Benzo(b)fluoranthene	R3065083	J
	WG810254	SAMP	Benzo(k)fluoranthene	R3065083	J
	WG810254	SAMP	Chrysene	R3065083	J
	WG810254	SAMP	Indeno(1,2,3-cd)pyrene	R3065083	J
	WG810063	SAMP	Naphthalene	R3064182	JJ4
L783349-03	WG810254	SAMP	Benzo(a)anthracene	R3065083	J
	WG810254	SAMP	Benzo(a)pyrene	R3065083	J
	WG810254	SAMP	Benzo(b)fluoranthene	R3065083	J
	WG810254	SAMP	Chrysene	R3065083	J
	WG810063	SAMP	Naphthalene	R3064182	JJ4
L783349-04	WG810096	SAMP	Gasoline Range Organics-NWTPH	R3064980	J
	WG810254	SAMP	Chrysene	R3065083	J
	WG810063	SAMP	Naphthalene	R3064182	J4

Attachment B
Explanation of QC Qualifier Codes

Qualifier	Meaning
J	(EPA) - Estimated value below the lowest calibration point. Confidence correlates with concentration.
J4	The associated batch QC was outside the established quality control range for accuracy.

Qualifier Report Information

ESC utilizes sample and result qualifiers as set forth by the EPA Contract Laboratory Program and as required by most certifying bodies including NELAC. In addition to the EPA qualifiers adopted by ESC, we have implemented ESC qualifiers to provide more information pertaining to our analytical results. Each qualifier is designated in the qualifier explanation as either EPA or ESC. Data qualifiers are intended to provide the ESC client with more detailed information concerning the potential bias of reported data. Because of the wide range of constituents and variety of matrices incorporated by most EPA methods, it is common for some compounds to fall outside of established ranges. These exceptions are evaluated and all reported data is valid and useable "unless qualified as 'R' (Rejected)."

Definitions

- Accuracy - The relationship of the observed value of a known sample to the true value of a known sample. Represented by percent recovery and relevant to samples such as: control samples, matrix spike recoveries, surrogate recoveries, etc.
- Precision - The agreement between a set of samples or between duplicate samples. Relates to how close together the results are and is represented by Relative Percent Difference.
- Surrogate - Organic compounds that are similar in chemical composition, extraction, and chromatography to analytes of interest. The surrogates are used to determine the probable response of the group of analytes that are chemically related to the surrogate compound. Surrogates are added to the sample and carried through all stages of preparation and analyses.
- TIC - Tentatively Identified Compound: Compounds detected in samples that are not target compounds, internal standards, system monitoring compounds, or surrogates.



YOUR LAB OF CHOICE

Jeld-Wen
Chris Kramer (SLR)
1800 Blankenship Road, Suite 440
West Linn, OR 97068

Quality Assurance Report
Level II
L783349

12065 Lebanon Rd.
Mt. Juliet, TN 37122
(615) 758-5858
1-800-767-5859
Fax (615) 758-5859

Tax I.D. 62-0814289

Est. 1970

August 21, 2015

Analyte	Result	Laboratory Blank		Limit	Batch	Date Analyzed
		Units	% Rec			
1,2,4-Trimethylbenzene	< .001	mg/kg			WG810063	08/19/15 00:02
Benzene	< .001	mg/kg			WG810063	08/19/15 00:02
Ethylbenzene	< .001	mg/kg			WG810063	08/19/15 00:02
Naphthalene	< .005	mg/kg			WG810063	08/19/15 00:02
Toluene	< .005	mg/kg			WG810063	08/19/15 00:02
Xylenes, Total	< .003	mg/kg			WG810063	08/19/15 00:02
4-Bromofluorobenzene		% Rec.	103.0	69.7-129	WG810063	08/19/15 00:02
Dibromofluoromethane		% Rec.	94.70	76.3-123	WG810063	08/19/15 00:02
Toluene-d8		% Rec.	102.0	88.7-115	WG810063	08/19/15 00:02
Total Solids	< .1	%			WG810144	08/20/15 06:31
Diesel Range Organics (DRO)	< 4	mg/kg			WG810015	08/19/15 20:22
Residual Range Organics (RRO)	< 10	mg/kg			WG810015	08/19/15 20:22
o-Terphenyl		% Rec.	76.90	50-150	WG810015	08/19/15 20:22
Gasoline Range Organics-NWTPH	< .1	mg/kg			WG810096	08/19/15 15:28
a,a,a-Trifluorotoluene(FID)		% Rec.	101.0	59-128	WG810096	08/19/15 15:28
Benzo(a)anthracene	< .006	mg/kg			WG810254	08/20/15 07:43
Benzo(a)pyrene	< .006	mg/kg			WG810254	08/20/15 07:43
Benzo(b)fluoranthene	< .006	mg/kg			WG810254	08/20/15 07:43
Benzo(k)fluoranthene	< .006	mg/kg			WG810254	08/20/15 07:43
Chrysene	< .006	mg/kg			WG810254	08/20/15 07:43
Dibenz(a,h)anthracene	< .006	mg/kg			WG810254	08/20/15 07:43
Indeno(1,2,3-cd)pyrene	< .006	mg/kg			WG810254	08/20/15 07:43
2-Fluorobiphenyl		% Rec.	86.80	40.6-122	WG810254	08/20/15 07:43
Nitrobenzene-d5		% Rec.	82.40	22.1-146	WG810254	08/20/15 07:43
p-Terphenyl-d14		% Rec.	84.50	32.2-131	WG810254	08/20/15 07:43

Analyte	Units	Result	Duplicate		Limit	Ref Samp	Batch
			Duplicate	RPD			
Total Solids	%	74.4	73.5	1.18	5	L783591-04	WG810144

Analyte	Units	Laboratory Control Sample		% Rec	Limit	Batch
		Known Val	Result			
1,2,4-Trimethylbenzene	mg/kg	.025	0.0263	105.	77.1-124	WG810063
Benzene	mg/kg	.025	0.0253	101.	72.6-120	WG810063
Ethylbenzene	mg/kg	.025	0.0269	108.	78.6-124	WG810063
Naphthalene	mg/kg	.025	0.0339	136.*	69.9-132	WG810063
Toluene	mg/kg	.025	0.0260	104.	76.7-116	WG810063
Xylenes, Total	mg/kg	.075	0.0818	109.	78.1-123	WG810063
4-Bromofluorobenzene				100.0	69.7-129	WG810063
Dibromofluoromethane				94.80	76.3-123	WG810063
Toluene-d8				101.0	88.7-115	WG810063
Total Solids	%	50	50.0	100.	85-115	WG810144
Diesel Range Organics (DRO)	mg/kg	30	18.4	61.4	50-150	WG810015
Residual Range Organics (RRO)	mg/kg	30	15.6	52.0	50-150	WG810015
o-Terphenyl				61.10	50-150	WG810015

* Performance of this Analyte is outside of established criteria.
For additional information, please see Attachment A 'List of Analytes with QC Qualifiers.'



YOUR LAB OF CHOICE

Jeld-Wen
Chris Kramer (SLR)
1800 Blankenship Road, Suite 440
West Linn, OR 97068

Quality Assurance Report
Level II
L783349

12065 Lebanon Rd.
Mt. Juliet, TN 37122
(615) 758-5858
1-800-767-5859
Fax (615) 758-5859

Tax I.D. 62-0814289

Est. 1970

August 21, 2015

Analyte	Units	Laboratory Control Sample		% Rec	Limit	Batch
		Known Val	Result			
Gasoline Range Organics-NWTPH a,a,a-Trifluorotoluene(FID)	mg/kg	5.5	5.11	92.9	62.2-127	WG810096
				94.30	59-128	WG810096
Benzo(a)anthracene	mg/kg	.08	0.0645	80.6	46.7-125	WG810254
Benzo(a)pyrene	mg/kg	.08	0.0618	77.2	42.3-119	WG810254
Benzo(b)fluoranthene	mg/kg	.08	0.0629	78.7	43.6-124	WG810254
Benzo(k)fluoranthene	mg/kg	.08	0.0641	80.2	46.1-131	WG810254
Chrysene	mg/kg	.08	0.0650	81.2	49.5-131	WG810254
Dibenz(a,h)anthracene	mg/kg	.08	0.0656	82.0	44.8-133	WG810254
Indeno(1,2,3-cd)pyrene	mg/kg	.08	0.0673	84.1	46.1-135	WG810254
2-Fluorobiphenyl				92.80	40.6-122	WG810254
Nitrobenzene-d5				92.10	22.1-146	WG810254
p-Terphenyl-d14				84.10	32.2-131	WG810254

Analyte	Units	Laboratory Control Sample Duplicate			Limit	RPD	Limit	Batch
		Result	Ref	%Rec				
1,2,4-Trimethylbenzene	mg/kg	0.0268	0.0263	107.	77.1-124	1.85	20	WG810063
Benzene	mg/kg	0.0253	0.0253	101.	72.6-120	0.210	20	WG810063
Ethylbenzene	mg/kg	0.0266	0.0269	106.	78.6-124	1.02	20	WG810063
Naphthalene	mg/kg	0.0349	0.0339	139*	69.9-132	2.67	20	WG810063
Toluene	mg/kg	0.0258	0.0260	103.	76.7-116	0.750	20	WG810063
Xylenes, Total	mg/kg	0.0825	0.0818	110.	78.1-123	0.860	20	WG810063
4-Bromofluorobenzene				101.0	69.7-129			WG810063
Dibromofluoromethane				95.50	76.3-123			WG810063
Toluene-d8				101.0	88.7-115			WG810063
Diesel Range Organics (DRO)	mg/kg	21.0	18.4	70.0	50-150	13.3	20	WG810015
Residual Range Organics (RRO)	mg/kg	17.4	15.6	58.0	50-150	11.1	20	WG810015
o-Terphenyl				67.00	50-150			WG810015
Gasoline Range Organics-NWTPH a,a,a-Trifluorotoluene(FID)	mg/kg	4.73	5.11	86.0	62.2-127	7.73	20	WG810096
				93.90	59-128			WG810096
Benzo(a)anthracene	mg/kg	0.0657	0.0645	82.0	46.7-125	1.85	20	WG810254
Benzo(a)pyrene	mg/kg	0.0638	0.0618	80.0	42.3-119	3.22	20	WG810254
Benzo(b)fluoranthene	mg/kg	0.0642	0.0629	80.0	43.6-124	2.05	20	WG810254
Benzo(k)fluoranthene	mg/kg	0.0670	0.0641	84.0	46.1-131	4.41	20	WG810254
Chrysene	mg/kg	0.0664	0.0650	83.0	49.5-131	2.21	20	WG810254
Dibenz(a,h)anthracene	mg/kg	0.0679	0.0656	85.0	44.8-133	3.40	20	WG810254
Indeno(1,2,3-cd)pyrene	mg/kg	0.0698	0.0673	87.0	46.1-135	3.71	20	WG810254
2-Fluorobiphenyl				93.50	40.6-122			WG810254
Nitrobenzene-d5				91.80	22.1-146			WG810254
p-Terphenyl-d14				86.40	32.2-131			WG810254

Analyte	Units	Matrix Spike			% Rec	Limit	Ref Samp	Batch
		MS Res	Ref Res	TV				
1,2,4-Trimethylbenzene	mg/kg	0.137	0.00569	.025	105.	32.9-139	L783169-15	WG810063
Benzene	mg/kg	0.130	0.00	.025	104.	47.8-131	L783169-15	WG810063
Ethylbenzene	mg/kg	0.132	0.00	.025	106.	44.8-135	L783169-15	WG810063
Naphthalene	mg/kg	0.165	0.00213	.025	130.	18.4-145	L783169-15	WG810063
Toluene	mg/kg	0.126	0.000527	.025	100.	47.8-127	L783169-15	WG810063
Xylenes, Total	mg/kg	0.397	0.000332	.075	106.	42.7-135	L783169-15	WG810063
4-Bromofluorobenzene					105.0	69.7-129		WG810063

* Performance of this Analyte is outside of established criteria.

For additional information, please see Attachment A 'List of Analytes with QC Qualifiers.'



YOUR LAB OF CHOICE

Jeld-Wen
Chris Kramer (SLR)
1800 Blankenship Road, Suite 440

West Linn, OR 97068

Quality Assurance Report
Level II

L783349

12065 Lebanon Rd.
Mt. Juliet, TN 37122
(615) 758-5858
1-800-767-5859
Fax (615) 758-5859

Tax I.D. 62-0814289

Est. 1970

August 21, 2015

Analyte	Units	MS Res	Matrix Spike		% Rec	Limit	Ref Samp	Batch
			Ref Res	TV				
Dibromofluoromethane					98.80	76.3-123		
Toluene-d8					101.0	88.7-115		
Diesel Range Organics (DRO)	mg/kg	23.4	0.0757	30	77.8	50-150	L782681-03	WG810015
Residual Range Organics (RRO)	mg/kg	18.5	0.00	30	61.8	50-150	L782681-03	WG810015
o-Terphenyl					76.90	50-150		WG810015
Gasoline Range Organics-NWTPH	mg/kg	13.8	0.149	5.5	49.8	20.5-134	L783322-01	WG810096
a,a,a-Trifluorotoluene(FID)					83.50	59-128		WG810096

Analyte	Units	MSD	Matrix Spike Duplicate		Limit	RPD	Limit	Ref Samp	Batch
			Ref	%Rec					
1,2,4-Trimethylbenzene	mg/kg	0.128	0.137	98.0	32.9-139	6.31	30.6	L783169-15	WG810063
Benzene	mg/kg	0.126	0.130	101.	47.8-131	3.16	22.8	L783169-15	WG810063
Ethylbenzene	mg/kg	0.128	0.132	102.	44.8-135	3.38	26.9	L783169-15	WG810063
Naphthalene	mg/kg	0.168	0.165	133.	18.4-145	2.01	34	L783169-15	WG810063
Toluene	mg/kg	0.122	0.126	97.4	47.8-127	2.85	24.3	L783169-15	WG810063
Xylenes, Total	mg/kg	0.389	0.397	104.	42.7-135	2.01	26.6	L783169-15	WG810063
4-Bromofluorobenzene				104.0	69.7-129				WG810063
Dibromofluoromethane				96.90	76.3-123				WG810063
Toluene-d8				99.10	88.7-115				WG810063
Diesel Range Organics (DRO)	mg/kg	23.9	23.4	79.4	50-150	2.03	20	L782681-03	WG810015
Residual Range Organics (RRO)	mg/kg	21.0	18.5	69.8	50-150	12.3	20	L782681-03	WG810015
o-Terphenyl				80.30	50-150				WG810015
Gasoline Range Organics-NWTPH	mg/kg	12.4	13.8	44.5	20.5-134	11.0	23.8	L783322-01	WG810096
a,a,a-Trifluorotoluene(FID)				83.30	59-128				WG810096

Batch number /Run number / Sample number cross reference

WG810063: R3064182: L783349-01 02 03 04
 WG810144: R3064787: L783349-01 02 03 04
 WG810015: R3064816: L783349-01 02 03 04
 WG810096: R3064980: L783349-01 02 03 04
 WG810254: R3065083: L783349-01 02 03 04

* * Calculations are performed prior to rounding of reported values.
 * Performance of this Analyte is outside of established criteria.
 For additional information, please see Attachment A 'List of Analytes with QC Qualifiers.'



YOUR LAB OF CHOICE

Jeld-Wen
Chris Kramer (SLR)
1800 Blankenship Road, Suite 440

West Linn, OR 97068

Quality Assurance Report
Level II

L783349

12065 Lebanon Rd.
Mt. Juliet, TN 37122
(615) 758-5858
1-800-767-5859
Fax (615) 758-5859

Tax I.D. 62-0814289

Est. 1970

August 21, 2015

The data package includes a summary of the analytic results of the quality control samples required by the SW-846 or CWA methods. The quality control samples include a method blank, a laboratory control sample, and the matrix spike/matrix spike duplicate analysis. If a target parameter is outside the method limits, every sample that is effected is flagged with the appropriate qualifier in Appendix B of the analytic report.

Method Blank - an aliquot of reagent water carried through the entire analytic process. The method blank results indicate if any possible contamination exposure during the sample handling, digestion or extraction process, and analysis. Concentrations of target analytes above the reporting limit in the method blank are qualified with the "B" qualifier.

Laboratory Control Sample - is a sample of known concentration that is carried through the digestion/extraction and analysis process. The percent recovery, expressed as a percentage of the theoretical concentration, has statistical control limits indicating that the analytic process is "in control". If a target analyte is outside the control limits for the laboratory control sample or any other control sample, the parameter is flagged with a "J4" qualifier for all effected samples.

Matrix Spike and Matrix Spike Duplicate - is two aliquots of an environmental sample that is spiked with known concentrations of target analytes. The percent recovery of the target analytes also has statistical control limits. If any recoveries that are outside the method control limits, the sample that was selected for matrix spike/matrix spike duplicate analysis is flagged with either a "J5" or a "J6". The relative percent difference (%RPD) between the matrix spike and the matrix spike duplicate recoveries is all calculated. If the RPD is above the method limit, the effected samples are flagged with a "J3" qualifier.



2655 Park Center Dr., Suite A
Simi Valley, CA 93065
T: +1 805 526 7161
F: +1 805 526 7270
www.alsglobal.com

LABORATORY REPORT

July 27, 2015

Chris Kramer
SLR International
1800 Blankenship Rd., Suite 440
West Linn, OR 97068

RE: EA NORD, Inc., as and through its successor, JELD-W / 108.00228.00048

Dear Chris:

Enclosed are the results of the samples submitted to our laboratory on July 13, 2015. For your reference, these analyses have been assigned our service request number P1502815.

All analyses were performed according to our laboratory's NELAP and DoD-ELAP-approved quality assurance program. The test results meet requirements of the current NELAP and DoD-ELAP standards, where applicable, and except as noted in the laboratory case narrative provided. For a specific list of NELAP and DoD-ELAP-accredited analytes, refer to the certifications section at www.alsglobal.com. Results are intended to be considered in their entirety and apply only to the samples analyzed and reported herein.

If you have any questions, please call me at (805) 526-7161.

Respectfully submitted,

ALS | Environmental

By Sue Anderson at 4:31 pm, Jul 27, 2015

For Kate Aguilera
Project Manager



2655 Park Center Dr., Suite A
Simi Valley, CA 93065
T: +1 805 526 7161
F: +1 805 526 7270
www.alsglobal.com

Client: SLR International Service Request No: P1502815
Project: EA NORD, Inc., as and through its successor, JELD-W / 108.00228.00048

CASE NARRATIVE

The samples were received intact under chain of custody on July 13, 2015 and were stored in accordance with the analytical method requirements. Please refer to the sample acceptance check form for additional information. The results reported herein are applicable only to the condition of the samples at the time of sample receipt.

Air-Phase Petroleum Hydrocarbons (APH) Analysis

The samples were also analyzed for total aliphatic and aromatic gasoline range hydrocarbons by gas chromatography/mass spectrometry according to the Method for the Determination of Air-Phase Petroleum Hydrocarbons (APH), Massachusetts Department of Environmental Protection, Revision 1, December, 2009. This method is included on the laboratory's NELAP scope of accreditation, however it is not part of the DoD-ELAP or AIHA-LAP accreditation.

Significant non-petroleum related peaks (i.e. halogenated, oxygenated, terpenes, etc.) are subtracted from the hydrocarbon range areas when present. Any internal/tuning standards and target APH analytes eluting in the hydrocarbon ranges are also subtracted. Additionally, C₉-C₁₀ Aromatic Hydrocarbons are excluded from the C₉-C₁₂ Aliphatic Hydrocarbon range.

Volatile Organic Compound Analysis

The samples were also analyzed for selected volatile organic compounds in accordance with EPA Method TO-15 from the Compendium of Methods for the Determination of Toxic Organic Compounds in Ambient Air, Second Edition (EPA/625/R-96/010b), January, 1999. This procedure is described in laboratory SOP VOA-TO15. The analytical system was comprised of a gas chromatograph / mass spectrometer (GC/MS) interfaced to a whole-air preconcentrator. This method is included on the laboratory's NELAP and DoD-ELAP scope of accreditation, however it is not part of the AIHA-LAP accreditation. Any analytes flagged with an X are not included on the NELAP or DoD-ELAP accreditation.

The canisters were cleaned, prior to sampling, down to the method reporting limit (MRL) reported for this project. Please note, projects which require reporting below the MRL could have results between the MRL and method detection limit (MDL) that are biased high.

The results of analyses are given in the attached laboratory report. All results are intended to be considered in their entirety, and ALS Environmental (ALS) is not responsible for utilization of less than the complete report.

Use of ALS Environmental (ALS)'s Name. Client shall not use ALS's name or trademark in any marketing or reporting materials, press releases or in any other manner ("Materials") whatsoever and shall not attribute to ALS any test result, tolerance or specification derived from ALS's data ("Attribution") without ALS's prior written consent, which may be withheld by ALS for any reason in its sole discretion. To request ALS's consent, Client shall provide copies of the proposed Materials or Attribution and describe in writing Client's proposed use of such Materials or Attribution. If ALS has not provided written approval of the Materials or Attribution within ten (10) days of receipt from Client, Client's request to use ALS's name or trademark in any Materials or Attribution shall be deemed denied. ALS may, in its discretion, reasonably charge Client for its time in reviewing Materials or Attribution requests. Client acknowledges and agrees that the unauthorized use of ALS's name or trademark may cause ALS to incur irreparable harm for which the recovery of money damages will be inadequate. Accordingly, Client acknowledges and agrees that a violation shall justify preliminary injunctive relief. For questions contact the laboratory.



2655 Park Center Dr., Suite A
 Simi Valley, CA 93065
 T: +1 805 526 7161
 F: +1 805 526 7270
www.alsglobal.com

ALS Environmental – Simi Valley

CERTIFICATIONS, ACCREDITATIONS, AND REGISTRATIONS

Agency	Web Site	Number
AIHA	http://www.aihaaccreditedlabs.org	101661
Arizona DHS	http://www.azdhs.gov/lab/license/env.htm	AZ0694
DoD ELAP	http://www.pjlab.com/search-accredited-labs	L14-2
Florida DOH (NELAP)	http://www.doh.state.fl.us/lab/EnvLabCert/WaterCert.htm	E871020
Maine DHHS	http://www.maine.gov/dhhs/mecdc/environmental-health/water/dwp-services/labcert/labcert.htm	2014025
Minnesota DOH (NELAP)	http://www.health.state.mn.us/accreditation	876241
New Jersey DEP (NELAP)	http://www.nj.gov/dep/oqa/	CA009
New York DOH (NELAP)	http://www.wadsworth.org/labcert/elap/elap.html	11221
Oregon PHD (NELAP)	http://public.health.oregon.gov/LaboratoryServices/EnvironmentalLaboratoryAccreditation/Pages/index.aspx	4068-001
Pennsylvania DEP	http://www.depweb.state.pa.us/labs	68-03307 (Registration)
Texas CEQ (NELAP)	http://www.tceq.texas.gov/field/qa/env_lab_accreditation.html	T104704413-15-6
Utah DOH (NELAP)	http://www.health.utah.gov/lab/labimp/certification/index.html	CA01627201 4-4
Washington DOE	http://www.ecy.wa.gov/programs/eap/labs/lab-accreditation.html	C946

Analyses were performed according to our laboratory's NELAP and DoD-ELAP approved quality assurance program. A complete listing of specific NELAP and DoD-ELAP certified analytes can be found in the certifications section at www.alsglobal.com, or at the accreditation body's website.

Each of the certifications listed above have an explicit Scope of Accreditation that applies to specific matrices/methods/analytes; therefore, please contact the laboratory for information corresponding to a particular certification.

ALS ENVIRONMENTAL

DETAIL SUMMARY REPORT

Client: SLR International Service Request: P1502815
 Project ID: EA NORD, Inc., as and through its successor, JELD-WEN, Inc. / 108.00228.00048

Date Received: 7/13/2015
 Time Received: 08:45

MA APH 1.0 - MA VOC PH Can	TO-15 - VOC Cans
----------------------------	------------------

Client Sample ID	Lab Code	Matrix	Date Collected	Time Collected	Container ID	Pi1 (psig)	Pf1 (psig)	MA APH 1.0 - MA VOC PH Can	TO-15 - VOC Cans
GP-715-SG	P1502815-001	Air	7/6/2015	13:00	SC00143	-1.79	3.50	X	X
GP-714-SG	P1502815-002	Air	7/6/2015	13:45	SC00270	-2.09	3.71	X	X
GP-713-SG	P1502815-003	Air	7/6/2015	14:15	SC00874	-1.51	3.73	X	X
GP-709-SG	P1502815-004	Air	7/6/2015	14:50	SC02062	-3.16	3.72	X	X
MW8A-SG	P1502815-005	Air	7/7/2015	11:50	SC01880	-1.26	3.85	X	X
GP-712-SG	P1502815-006	Air	7/7/2015	13:20	SC01719	-1.78	3.91	X	X
GP-710-SG	P1502815-007	Air	7/7/2015	14:40	SC01990	-1.56	3.67	X	X
GP-711-SG	P1502815-008	Air	7/7/2015	15:10	SC00190	-1.88	3.74	X	X
GP-708-SG	P1502815-009	Air	7/7/2015	15:45	SC01709	-2.09	3.83	X	X

**ALS Environmental
Sample Acceptance Check Form**

Client: SLR International Work order: P1502815
 Project: EA NORD, Inc., as and through its successor, JELD-W / 108.00228.00048
 Sample(s) received on: 7/13/15 Date opened: 7/13/15 by: ADAVID

Note: This form is used for all samples received by ALS. The use of this form for custody seals is strictly meant to indicate presence/absence and not as an indication of compliance or nonconformity. Thermal preservation and pH will only be evaluated either at the request of the client and/or as required by the method/SOP.

- | | Yes | No | N/A |
|--|-------------------------------------|-------------------------------------|-------------------------------------|
| 1 Were sample containers properly marked with client sample ID? | <input checked="" type="checkbox"/> | <input type="checkbox"/> | <input type="checkbox"/> |
| 2 Container(s) supplied by ALS ? | <input checked="" type="checkbox"/> | <input type="checkbox"/> | <input type="checkbox"/> |
| 3 Did sample containers arrive in good condition? | <input checked="" type="checkbox"/> | <input type="checkbox"/> | <input type="checkbox"/> |
| 4 Were chain-of-custody papers used and filled out? | <input checked="" type="checkbox"/> | <input type="checkbox"/> | <input type="checkbox"/> |
| 5 Did sample container labels and/or tags agree with custody papers? | <input checked="" type="checkbox"/> | <input type="checkbox"/> | <input type="checkbox"/> |
| 6 Was sample volume received adequate for analysis? | <input checked="" type="checkbox"/> | <input type="checkbox"/> | <input type="checkbox"/> |
| 7 Are samples within specified holding times? | <input checked="" type="checkbox"/> | <input type="checkbox"/> | <input type="checkbox"/> |
| 8 Was proper temperature (thermal preservation) of cooler at receipt adhered to? | <input type="checkbox"/> | <input type="checkbox"/> | <input checked="" type="checkbox"/> |
| 9 Was a trip blank received? | <input type="checkbox"/> | <input checked="" type="checkbox"/> | <input type="checkbox"/> |
| 10 Were custody seals on outside of cooler/Box? | <input type="checkbox"/> | <input checked="" type="checkbox"/> | <input type="checkbox"/> |
| Location of seal(s)? _____ Sealing Lid? | <input type="checkbox"/> | <input type="checkbox"/> | <input checked="" type="checkbox"/> |
| Were signature and date included? | <input type="checkbox"/> | <input type="checkbox"/> | <input checked="" type="checkbox"/> |
| Were seals intact? | <input type="checkbox"/> | <input type="checkbox"/> | <input checked="" type="checkbox"/> |
| Were custody seals on outside of sample container? | <input type="checkbox"/> | <input checked="" type="checkbox"/> | <input type="checkbox"/> |
| Location of seal(s)? _____ Sealing Lid? | <input type="checkbox"/> | <input type="checkbox"/> | <input checked="" type="checkbox"/> |
| Were signature and date included? | <input type="checkbox"/> | <input type="checkbox"/> | <input checked="" type="checkbox"/> |
| Were seals intact? | <input type="checkbox"/> | <input type="checkbox"/> | <input checked="" type="checkbox"/> |
| 11 Do containers have appropriate preservation , according to method/SOP or Client specified information? | <input type="checkbox"/> | <input type="checkbox"/> | <input checked="" type="checkbox"/> |
| Is there a client indication that the submitted samples are pH preserved? | <input type="checkbox"/> | <input type="checkbox"/> | <input checked="" type="checkbox"/> |
| Were VOA vials checked for presence/absence of air bubbles? | <input type="checkbox"/> | <input type="checkbox"/> | <input checked="" type="checkbox"/> |
| Does the client/method/SOP require that the analyst check the sample pH and <u>if necessary</u> alter it? | <input type="checkbox"/> | <input type="checkbox"/> | <input checked="" type="checkbox"/> |
| 12 Tubes: Are the tubes capped and intact? | <input type="checkbox"/> | <input type="checkbox"/> | <input checked="" type="checkbox"/> |
| Do they contain moisture? | <input type="checkbox"/> | <input type="checkbox"/> | <input checked="" type="checkbox"/> |
| 13 Badges: Are the badges properly capped and intact? | <input type="checkbox"/> | <input type="checkbox"/> | <input checked="" type="checkbox"/> |
| Are dual bed badges separated and individually capped and intact? | <input type="checkbox"/> | <input type="checkbox"/> | <input checked="" type="checkbox"/> |

Lab Sample ID	Container Description	Required pH *	Received pH	Adjusted pH	VOA Headspace (Presence/Absence)	Receipt / Preservation Comments
P1502815-001.01	6.0 L Source Can					
P1502815-002.01	6.0 L Source Can					
P1502815-003.01	6.0 L Source Can					
P1502815-004.01	6.0 L Source Can					
P1502815-005.01	6.0 L Source Can					
P1502815-006.01	6.0 L Source Can					
P1502815-007.01	6.0 L Source Can					
P1502815-008.01	6.0 L Source Can					

Explain any discrepancies: (include lab sample ID numbers): _____

**ALS Environmental
Sample Acceptance Check Form**

Client: SLR International

Work order: P1502815

Project: EA NORD, Inc., as and through its successor, JELD-W / 108.00228.00048

Sample(s) received on: 7/13/15

Date opened: 7/13/15

by: ADAVID

Lab Sample ID	Container Description	Required pH *	Received pH	Adjusted pH	VOA Headspace (Presence/Absence)	Receipt / Preservation Comments
P1502815-009.01	6.0 L Source Can					

Explain any discrepancies: (include lab sample ID numbers): _____

RSK - MEEPP, HCL (pH<2); RSK - CO2, (pH 5-8); Sulfur (pH>4)

ALS ENVIRONMENTAL

RESULTS OF ANALYSIS

Page 1 of 1

Client: SLR International ALS Project ID: P1502815
Client Sample ID: GP-715-SG ALS Sample ID: P1502815-001
Client Project ID: EA NORD, Inc., as and through its successor, JELD-WEN, Inc. / 108.00228.00048

Test Code: Massachusetts APH, Revision 1, December 2009 Date Collected: 7/6/15
Instrument ID: Tekmar AUTOCAN/Agilent 5975Cinert/6890N/MS16 Date Received: 7/13/15
Analyst: Lusine Hakobyan Date Analyzed: 7/16/15
Sample Type: 6.0 L Summa Canister Volume(s) Analyzed: 1.00 Liter(s)
Test Notes:
Container ID: SC00143

Initial Pressure (psig): -1.79 Final Pressure (psig): 3.50

Canister Dilution Factor: 1.41

Compound	Result µg/m ³	MRL µg/m ³	Data Qualifier
C ₅ - C ₈ Aliphatic Hydrocarbons ^{1,2}	200	28	
C ₉ - C ₁₂ Aliphatic Hydrocarbons ^{1,3}	200	14	
C ₉ - C ₁₀ Aromatic Hydrocarbons	76	3.5	

Significant non-petroleum related peaks (i.e. halogenated, oxygenated, terpenes, etc.) are subtracted from the hydrocarbon range areas when present.

¹Hydrocarbon Range data from total ion chromatogram excluding any internal/tuning standards eluting in that range.

²C₅-C₈ Aliphatic Hydrocarbons exclude the concentration of Target APH analytes eluting in that range.

³C₉-C₁₂ Aliphatic Hydrocarbons exclude concentration of Target APH Analytes eluting in that range and concentration of C₉-C₁₀ Aromatic Hydrocarbons.

ND = Compound was analyzed for, but not detected above the laboratory reporting limit.

MRL = Method Reporting Limit - The minimum quantity of a target analyte that can be confidently determined by the referenced method.

ALS ENVIRONMENTAL

RESULTS OF ANALYSIS

Page 1 of 1

Client: SLR International ALS Project ID: P1502815
Client Sample ID: GP-714-SG ALS Sample ID: P1502815-002
Client Project ID: EA NORD, Inc., as and through its successor, JELD-WEN, Inc. / 108.00228.00048

Test Code: Massachusetts APH, Revision 1, December 2009 Date Collected: 7/6/15
 Instrument ID: Tekmar AUTOCAN/Agilent 5975Cinert/6890N/MS16 Date Received: 7/13/15
 Analyst: Lusine Hakobyan Date Analyzed: 7/16/15
 Sample Type: 6.0 L Summa Canister Volume(s) Analyzed: 0.20 Liter(s)
 Test Notes:
 Container ID: SC00270

Initial Pressure (psig): -2.09 Final Pressure (psig): 3.71

Canister Dilution Factor: 1.46

Compound	Result µg/m ³	MRL µg/m ³	Data Qualifier
C ₅ - C ₈ Aliphatic Hydrocarbons ^{1,2}	8,900	150	
C ₉ - C ₁₂ Aliphatic Hydrocarbons ^{1,3}	20,000	73	
C ₉ - C ₁₀ Aromatic Hydrocarbons	4,900	18	

Significant non-petroleum related peaks (i.e. halogenated, oxygenated, terpenes, etc.) are subtracted from the hydrocarbon range areas when present.

¹Hydrocarbon Range data from total ion chromatogram excluding any internal/tuning standards eluting in that range.

²C₅-C₈ Aliphatic Hydrocarbons exclude the concentration of Target APH analytes eluting in that range.

³C₉-C₁₂ Aliphatic Hydrocarbons exclude concentration of Target APH Analytes eluting in that range and concentration of C₉-C₁₀ Aromatic Hydrocarbons.

ND = Compound was analyzed for, but not detected above the laboratory reporting limit.

MRL = Method Reporting Limit - The minimum quantity of a target analyte that can be confidently determined by the referenced method.

ALS ENVIRONMENTAL

RESULTS OF ANALYSIS

Page 1 of 1

Client: SLR International ALS Project ID: P1502815
Client Sample ID: GP-713-SG ALS Sample ID: P1502815-003
Client Project ID: EA NORD, Inc., as and through its successor, JELD-WEN, Inc. / 108.00228.00048

Test Code: Massachusetts APH, Revision 1, December 2009 Date Collected: 7/6/15
Instrument ID: Tekmar AUTOCAN/Agilent 5975Cinert/6890N/MS16 Date Received: 7/13/15
Analyst: Lusine Hakobyan Date Analyzed: 7/16/15
Sample Type: 6.0 L Summa Canister Volume(s) Analyzed: 0.40 Liter(s)
Test Notes:
Container ID: SC00874

Initial Pressure (psig): -1.51 Final Pressure (psig): 3.73

Canister Dilution Factor: 1.40

Compound	Result µg/m ³	MRL µg/m ³	Data Qualifier
C ₅ - C ₈ Aliphatic Hydrocarbons ^{1,2}	2,500	70	
C ₉ - C ₁₂ Aliphatic Hydrocarbons ^{1,3}	5,900	35	
C ₉ - C ₁₀ Aromatic Hydrocarbons	2,200	8.8	

Significant non-petroleum related peaks (i.e. halogenated, oxygenated, terpenes, etc.) are subtracted from the hydrocarbon range areas when present.

¹Hydrocarbon Range data from total ion chromatogram excluding any internal/tuning standards eluting in that range.

²C₅-C₈ Aliphatic Hydrocarbons exclude the concentration of Target APH analytes eluting in that range.

³C₉-C₁₂ Aliphatic Hydrocarbons exclude concentration of Target APH Analytes eluting in that range and concentration of C₉-C₁₀ Aromatic Hydrocarbons.

ND = Compound was analyzed for, but not detected above the laboratory reporting limit.

MRL = Method Reporting Limit - The minimum quantity of a target analyte that can be confidently determined by the referenced method.

ALS ENVIRONMENTAL

RESULTS OF ANALYSIS

Page 1 of 1

Client: SLR International ALS Project ID: P1502815
Client Sample ID: GP-709-SG ALS Sample ID: P1502815-004
Client Project ID: EA NORD, Inc., as and through its successor, JELD-WEN, Inc. / 108.00228.00048

Test Code: Massachusetts APH, Revision 1, December 2009 Date Collected: 7/6/15
Instrument ID: Tekmar AUTOCAN/Agilent 5975Cinert/6890N/MS16 Date Received: 7/13/15
Analyst: Lusine Hakobyan Date Analyzed: 7/17/15
Sample Type: 6.0 L Summa Canister Volume(s) Analyzed: 1.00 Liter(s)
Test Notes:
Container ID: SC02062

Initial Pressure (psig): -3.16 Final Pressure (psig): 3.72

Canister Dilution Factor: 1.60

Compound	Result µg/m ³	MRL µg/m ³	Data Qualifier
C ₅ - C ₈ Aliphatic Hydrocarbons ^{1,2}	1,100	32	
C ₉ - C ₁₂ Aliphatic Hydrocarbons ^{1,3}	1,500	16	
C ₉ - C ₁₀ Aromatic Hydrocarbons	330	4.0	

Significant non-petroleum related peaks (i.e. halogenated, oxygenated, terpenes, etc.) are subtracted from the hydrocarbon range areas when present.

¹Hydrocarbon Range data from total ion chromatogram excluding any internal/tuning standards eluting in that range.

²C₅-C₈ Aliphatic Hydrocarbons exclude the concentration of Target APH analytes eluting in that range.

³C₉-C₁₂ Aliphatic Hydrocarbons exclude concentration of Target APH Analytes eluting in that range and concentration of C₉-C₁₀ Aromatic Hydrocarbons.

ND = Compound was analyzed for, but not detected above the laboratory reporting limit.

MRL = Method Reporting Limit - The minimum quantity of a target analyte that can be confidently determined by the referenced method.

ALS ENVIRONMENTAL

RESULTS OF ANALYSIS

Page 1 of 1

Client: SLR International ALS Project ID: P1502815
Client Sample ID: MW8A-SG ALS Sample ID: P1502815-005
Client Project ID: EA NORD, Inc., as and through its successor, JELD-WEN, Inc. / 108.00228.00048

Test Code: Massachusetts APH, Revision 1, December 2009 Date Collected: 7/7/15
Instrument ID: Tekmar AUTOCAN/Agilent 5975Cinert/6890N/MS16 Date Received: 7/13/15
Analyst: Lusine Hakobyan Date Analyzed: 7/17/15
Sample Type: 6.0 L Summa Canister Volume(s) Analyzed: 1.00 Liter(s)
Test Notes:
Container ID: SC01880

Initial Pressure (psig): -1.26 Final Pressure (psig): 3.85

Canister Dilution Factor: 1.38

Compound	Result µg/m ³	MRL µg/m ³	Data Qualifier
C ₅ - C ₈ Aliphatic Hydrocarbons ^{1,2}	2,400	28	
C ₉ - C ₁₂ Aliphatic Hydrocarbons ^{1,3}	4,200	14	
C ₉ - C ₁₀ Aromatic Hydrocarbons	1,700	3.5	

Significant non-petroleum related peaks (i.e. halogenated, oxygenated, terpenes, etc.) are subtracted from the hydrocarbon range areas when present.

¹Hydrocarbon Range data from total ion chromatogram excluding any internal/tuning standards eluting in that range.

²C₅-C₈ Aliphatic Hydrocarbons exclude the concentration of Target APH analytes eluting in that range.

³C₉-C₁₂ Aliphatic Hydrocarbons exclude concentration of Target APH Analytes eluting in that range and concentration of C₉-C₁₀ Aromatic Hydrocarbons.

ND = Compound was analyzed for, but not detected above the laboratory reporting limit.

MRL = Method Reporting Limit - The minimum quantity of a target analyte that can be confidently determined by the referenced method.

ALS ENVIRONMENTAL

RESULTS OF ANALYSIS

Page 1 of 1

Client: SLR International ALS Project ID: P1502815
Client Sample ID: GP-712-SG ALS Sample ID: P1502815-006
Client Project ID: EA NORD, Inc., as and through its successor, JELD-WEN, Inc. / 108.00228.00048

Test Code: Massachusetts APH, Revision 1, December 2009 Date Collected: 7/7/15
Instrument ID: Tekmar AUTOCAN/Agilent 5975Cinert/6890N/MS16 Date Received: 7/13/15
Analyst: Lusine Hakobyan Date Analyzed: 7/17/15
Sample Type: 6.0 L Summa Canister Volume(s) Analyzed: 1.00 Liter(s)
Test Notes:
Container ID: SC01719

Initial Pressure (psig): -1.78 Final Pressure (psig): 3.91

Canister Dilution Factor: 1.44

Compound	Result µg/m ³	MRL µg/m ³	Data Qualifier
C ₅ - C ₈ Aliphatic Hydrocarbons ^{1,2}	1,200	29	
C ₉ - C ₁₂ Aliphatic Hydrocarbons ^{1,3}	870	14	
C ₉ - C ₁₀ Aromatic Hydrocarbons	200	3.6	

Significant non-petroleum related peaks (i.e. halogenated, oxygenated, terpenes, etc.) are subtracted from the hydrocarbon range areas when present.

¹Hydrocarbon Range data from total ion chromatogram excluding any internal/tuning standards eluting in that range.

²C₅-C₈ Aliphatic Hydrocarbons exclude the concentration of Target APH analytes eluting in that range.

³C₉-C₁₂ Aliphatic Hydrocarbons exclude concentration of Target APH Analytes eluting in that range and concentration of C₉-C₁₀ Aromatic Hydrocarbons.

ND = Compound was analyzed for, but not detected above the laboratory reporting limit.

MRL = Method Reporting Limit - The minimum quantity of a target analyte that can be confidently determined by the referenced method.

ALS ENVIRONMENTAL

RESULTS OF ANALYSIS

Page 1 of 1

Client: SLR International ALS Project ID: P1502815
Client Sample ID: GP-710-SG ALS Sample ID: P1502815-007
Client Project ID: EA NORD, Inc., as and through its successor, JELD-WEN, Inc. / 108.00228.00048

Test Code: Massachusetts APH, Revision 1, December 2009 Date Collected: 7/7/15
Instrument ID: Tekmar AUTOCAN/Agilent 5975Cinert/6890N/MS16 Date Received: 7/13/15
Analyst: Lusine Hakobyan Date Analyzed: 7/17/15
Sample Type: 6.0 L Summa Canister Volume(s) Analyzed: 1.00 Liter(s)
Test Notes:
Container ID: SC01990

Initial Pressure (psig): -1.56 Final Pressure (psig): 3.67

Canister Dilution Factor: 1.40

Compound	Result µg/m ³	MRL µg/m ³	Data Qualifier
C ₅ - C ₈ Aliphatic Hydrocarbons ^{1,2}	88	28	
C ₉ - C ₁₂ Aliphatic Hydrocarbons ^{1,3}	160	14	
C ₉ - C ₁₀ Aromatic Hydrocarbons	36	3.5	

Significant non-petroleum related peaks (i.e. halogenated, oxygenated, terpenes, etc.) are subtracted from the hydrocarbon range areas when present.

¹Hydrocarbon Range data from total ion chromatogram excluding any internal/tuning standards eluting in that range.

²C₅-C₈ Aliphatic Hydrocarbons exclude the concentration of Target APH analytes eluting in that range.

³C₉-C₁₂ Aliphatic Hydrocarbons exclude concentration of Target APH Analytes eluting in that range and concentration of C₉-C₁₀ Aromatic Hydrocarbons.

ND = Compound was analyzed for, but not detected above the laboratory reporting limit.

MRL = Method Reporting Limit - The minimum quantity of a target analyte that can be confidently determined by the referenced method.

ALS ENVIRONMENTAL

RESULTS OF ANALYSIS

Page 1 of 1

Client: SLR International ALS Project ID: P1502815
Client Sample ID: GP-711-SG ALS Sample ID: P1502815-008
Client Project ID: EA NORD, Inc., as and through its successor, JELD-WEN, Inc. / 108.00228.00048

Test Code: Massachusetts APH, Revision 1, December 2009 Date Collected: 7/7/15
 Instrument ID: Tekmar AUTOCAN/Agilent 5975Cinert/6890N/MS16 Date Received: 7/13/15
 Analyst: Lusine Hakobyan Date Analyzed: 7/17/15
 Sample Type: 6.0 L Summa Canister Volume(s) Analyzed: 1.00 Liter(s)
 Test Notes:
 Container ID: SC00190

Initial Pressure (psig): -1.88 Final Pressure (psig): 3.74

Canister Dilution Factor: 1.44

Compound	Result µg/m ³	MRL µg/m ³	Data Qualifier
C ₅ - C ₈ Aliphatic Hydrocarbons ^{1,2}	160	29	
C ₉ - C ₁₂ Aliphatic Hydrocarbons ^{1,3}	150	14	
C ₉ - C ₁₀ Aromatic Hydrocarbons	30	3.6	

Significant non-petroleum related peaks (i.e. halogenated, oxygenated, terpenes, etc.) are subtracted from the hydrocarbon range areas when present.

¹Hydrocarbon Range data from total ion chromatogram excluding any internal/tuning standards eluting in that range.

²C₅-C₈ Aliphatic Hydrocarbons exclude the concentration of Target APH analytes eluting in that range.

³C₉-C₁₂ Aliphatic Hydrocarbons exclude concentration of Target APH Analytes eluting in that range and concentration of C₉-C₁₀ Aromatic Hydrocarbons.

ND = Compound was analyzed for, but not detected above the laboratory reporting limit.

MRL = Method Reporting Limit - The minimum quantity of a target analyte that can be confidently determined by the referenced method.

ALS ENVIRONMENTAL

RESULTS OF ANALYSIS

Page 1 of 1

Client: SLR International ALS Project ID: P1502815
Client Sample ID: GP-708-SG ALS Sample ID: P1502815-009
Client Project ID: EA NORD, Inc., as and through its successor, JELD-WEN, Inc. / 108.00228.00048

Test Code: Massachusetts APH, Revision 1, December 2009 Date Collected: 7/7/15
 Instrument ID: Tekmar AUTOCAN/Agilent 5975Cinert/6890N/MS16 Date Received: 7/13/15
 Analyst: Lusine Hakobyan Date Analyzed: 7/17/15
 Sample Type: 6.0 L Summa Canister Volume(s) Analyzed: 1.00 Liter(s)
 Test Notes:
 Container ID: SC01709

Initial Pressure (psig): -2.09 Final Pressure (psig): 3.83

Canister Dilution Factor: 1.47

Compound	Result µg/m ³	MRL µg/m ³	Data Qualifier
C ₅ - C ₈ Aliphatic Hydrocarbons ^{1,2}	770	29	
C ₉ - C ₁₂ Aliphatic Hydrocarbons ^{1,3}	390	15	
C ₉ - C ₁₀ Aromatic Hydrocarbons	60	3.7	

Significant non-petroleum related peaks (i.e. halogenated, oxygenated, terpenes, etc.) are subtracted from the hydrocarbon range areas when present.

¹Hydrocarbon Range data from total ion chromatogram excluding any internal/tuning standards eluting in that range.

²C₅-C₈ Aliphatic Hydrocarbons exclude the concentration of Target APH analytes eluting in that range.

³C₉-C₁₂ Aliphatic Hydrocarbons exclude concentration of Target APH Analytes eluting in that range and concentration of C₉-C₁₀ Aromatic Hydrocarbons.

ND = Compound was analyzed for, but not detected above the laboratory reporting limit.

MRL = Method Reporting Limit - The minimum quantity of a target analyte that can be confidently determined by the referenced method.

ALS ENVIRONMENTAL

RESULTS OF ANALYSIS

Page 1 of 1

Client: SLR International

ALS Project ID: P1502815

Client Sample ID: Method Blank

ALS Sample ID: P150716-MB

Client Project ID: EA NORD, Inc., as and through its successor, JELD-WEN, Inc. / 108.00228.00048

Test Code: Massachusetts APH, Revision 1, December 2009
 Instrument ID: Tekmar AUTOCAN/Agilent 5975Cinert/6890N/MS16
 Analyst: Lusine Hakobyan
 Sample Type: 6.0 L Summa Canister
 Test Notes:

Date Collected: NA
 Date Received: NA
 Date Analyzed: 7/16/15
 Volume(s) Analyzed: 1.00 Liter(s)

Compound	Result µg/m ³	MRL µg/m ³	Data Qualifier
C ₅ - C ₈ Aliphatic Hydrocarbons ^{1,2}	ND	20	
C ₉ - C ₁₂ Aliphatic Hydrocarbons ^{1,3}	ND	10	
C ₉ - C ₁₀ Aromatic Hydrocarbons	ND	2.5	

Significant non-petroleum related peaks (i.e. halogenated, oxygenated, terpenes, etc.) are subtracted from the hydrocarbon range areas when present.

¹Hydrocarbon Range data from total ion chromatogram excluding any internal/tuning standards eluting in that range.

²C₅-C₈ Aliphatic Hydrocarbons exclude the concentration of Target APH analytes eluting in that range.

³C₉-C₁₂ Aliphatic Hydrocarbons exclude concentration of Target APH Analytes eluting in that range and concentration of C₉-C₁₀ Aromatic Hydrocarbons.

ND = Compound was analyzed for, but not detected above the laboratory reporting limit.

MRL = Method Reporting Limit - The minimum quantity of a target analyte that can be confidently determined by the referenced method.

ALS ENVIRONMENTAL

LABORATORY CONTROL SAMPLE SUMMARY

Page 1 of 1

Client: SLR International
Client Sample ID: Lab Control Sample
Client Project ID: EA NORD, Inc., as and through its successor, JELD-WEN, Inc. / 108.00228.00048

ALS Project ID: P1502815
ALS Sample ID: P150716-LCS

Test Code: Massachusetts APH, Revision 1, December 2009
Instrument ID: Tekmar AUTOCAN/Agilent 5975Cinert/6890N/MS16
Analyst: Lusine Hakobyan
Sample Type: 6.0 L Summa Canister
Test Notes:

Date Collected: NA
Date Received: NA
Date Analyzed: 7/16/15
Volume(s) Analyzed: 0.125 Liter(s)

Compound	Spike Amount $\mu\text{g}/\text{m}^3$	Result $\mu\text{g}/\text{m}^3$	% Recovery	ALS	Data Qualifier
				Acceptance Limits	
C5 - C8 Aliphatic Hydrocarbons	216	199	92	70-130	
C9 - C12 Aliphatic Hydrocarbons	202	208	103	70-130	
C9 - C10 Aromatic Hydrocarbons	422	378	90	70-130	

ALS ENVIRONMENTAL

LABORATORY DUPLICATE SUMMARY RESULTS

Page 1 of 1

Client: SLR International

ALS Project ID: P1502815

Client Sample ID: GP-714-SG

ALS Sample ID: P1502815-002DUP

Client Project ID: EA NORD, Inc., as and through its successor, JELD-WEN, Inc. / 108.00228.00048

Test Code: Massachusetts APH, Revision 1, December 2009
 Instrument ID: Tekmar AUTOCAN/Agilent 5975Cinert/6890N/MS16
 Analyst: Lusine Hakobyan
 Sample Type: 6.0 L Summa Canister
 Test Notes:
 Container ID: SC00270

Date Collected: 7/6/15
 Date Received: 7/13/15
 Date Analyzed: 7/16/15
 Volume(s) Analyzed: 0.20 Liter(s)

Initial Pressure (psig): -2.09 Final Pressure (psig): 3.71

Canister Dilution Factor: 1.46

Compound	Duplicate		Average µg/m ³	% RPD	RPD Limit	Data Qualifier
	Sample Result µg/m ³	Sample Result µg/m ³				
C ₅ - C ₈ Aliphatic Hydrocarbons ^{1,2}	8,860	8,950	8905	1	30	
C ₉ - C ₁₂ Aliphatic Hydrocarbons ^{1,3}	20,500	21,000	20750	2	30	
C ₉ - C ₁₀ Aromatic Hydrocarbons	4,920	4,930	4925	0.2	30	

Significant non-petroleum related peaks (i.e. halogenated, oxygenated, terpenes, etc.) are subtracted from the hydrocarbon range areas when present.

¹Hydrocarbon Range data from total ion chromatogram excluding any internal/tuning standards eluting in that range.

²C₅-C₈ Aliphatic Hydrocarbons exclude the concentration of Target APH analytes eluting in that range.

³C₉-C₁₂ Aliphatic Hydrocarbons exclude concentration of Target APH Analytes eluting in that range and concentration of C₉-C₁₀ Aromatic Hydrocarbons.

ND = Compound was analyzed for, but not detected.

ALS ENVIRONMENTAL

RESULTS OF ANALYSIS

Page 1 of 1

Client: SLR International

ALS Project ID: P1502815

Client Sample ID: GP-715-SG

ALS Sample ID: P1502815-001

Client Project ID: EA NORD, Inc., as and through its successor, JELD-WEN, Inc. / 108.00228.00048

Test Code: EPA TO-15

Date Collected: 7/6/15

Instrument ID: Tekmar AUTOCAN/Agilent 5975Cinert/6890N/MS16

Date Received: 7/13/15

Analyst: Lusine Hakobyan

Date Analyzed: 7/16/15

Sample Type: 6.0 L Summa Canister

Volume(s) Analyzed: 1.00 Liter(s)

Test Notes:

Container ID: SC00143

Initial Pressure (psig): -1.79 Final Pressure (psig): 3.50

Canister Dilution Factor: 1.41

CAS #	Compound	Result	MRL	Result	MRL	Data Qualifier
		µg/m ³	µg/m ³	ppbV	ppbV	
71-43-2	Benzene	2.2	0.71	0.68	0.22	
108-88-3	Toluene	15	0.71	3.9	0.19	
100-41-4	Ethylbenzene	11	0.71	2.6	0.16	
179601-23-1	m,p-Xylenes	20	1.4	4.6	0.32	
95-47-6	o-Xylene	8.4	0.71	1.9	0.16	
91-20-3	Naphthalene	61	0.71	12	0.13	

ND = Compound was analyzed for, but not detected above the laboratory reporting limit.

MRL = Method Reporting Limit - The minimum quantity of a target analyte that can be confidently determined by the referenced method.

ALS ENVIRONMENTAL

RESULTS OF ANALYSIS

Page 1 of 1

Client: SLR International

ALS Project ID: P1502815

Client Sample ID: GP-714-SG

ALS Sample ID: P1502815-002

Client Project ID: EA NORD, Inc., as and through its successor, JELD-WEN, Inc. / 108.00228.00048

Test Code: EPA TO-15

Date Collected: 7/6/15

Instrument ID: Tekmar AUTOCAN/Agilent 5975Cinert/6890N/MS16

Date Received: 7/13/15

Analyst: Lusine Hakobyan

Date Analyzed: 7/16/15

Sample Type: 6.0 L Summa Canister

Volume(s) Analyzed: 0.20 Liter(s)

Test Notes:

Container ID: SC00270

Initial Pressure (psig): -2.09 Final Pressure (psig): 3.71

Canister Dilution Factor: 1.46

CAS #	Compound	Result µg/m ³	MRL µg/m ³	Result ppbV	MRL ppbV	Data Qualifier
71-43-2	Benzene	90	3.7	28	1.1	
108-88-3	Toluene	140	3.7	37	0.97	
100-41-4	Ethylbenzene	320	3.7	73	0.84	
179601-23-1	m,p-Xylenes	400	7.3	93	1.7	
95-47-6	o-Xylene	630	3.7	150	0.84	
91-20-3	Naphthalene	81	3.7	15	0.70	

ND = Compound was analyzed for, but not detected above the laboratory reporting limit.

MRL = Method Reporting Limit - The minimum quantity of a target analyte that can be confidently determined by the referenced method.

ALS ENVIRONMENTAL

RESULTS OF ANALYSIS

Page 1 of 1

Client: SLR International

ALS Project ID: P1502815

Client Sample ID: GP-713-SG

ALS Sample ID: P1502815-003

Client Project ID: EA NORD, Inc., as and through its successor, JELD-WEN, Inc. / 108.00228.00048

Test Code: EPA TO-15

Date Collected: 7/6/15

Instrument ID: Tekmar AUTOCAN/Agilent 5975Cinert/6890N/MS16

Date Received: 7/13/15

Analyst: Lusine Hakobyan

Date Analyzed: 7/16 - 7/17/15

Sample Type: 6.0 L Summa Canister

Volume(s) Analyzed: 0.40 Liter(s)

Test Notes:

0.040 Liter(s)

Container ID: SC00874

Initial Pressure (psig): -1.51 Final Pressure (psig): 3.73

Canister Dilution Factor: 1.40

CAS #	Compound	Result	MRL	Result	MRL	Data Qualifier
		µg/m ³	µg/m ³	ppbV	ppbV	
71-43-2	Benzene	31	1.8	9.8	0.55	
108-88-3	Toluene	100	1.8	27	0.46	
100-41-4	Ethylbenzene	260	1.8	60	0.40	
179601-23-1	m,p-Xylenes	440	3.5	100	0.81	
95-47-6	o-Xylene	190	1.8	43	0.40	
91-20-3	Naphthalene	3,100	18	600	3.3	D

ND = Compound was analyzed for, but not detected above the laboratory reporting limit.

MRL = Method Reporting Limit - The minimum quantity of a target analyte that can be confidently determined by the referenced method.

D = The reported result is from a dilution.

ALS ENVIRONMENTAL

RESULTS OF ANALYSIS

Page 1 of 1

Client: SLR International

ALS Project ID: P1502815

Client Sample ID: GP-709-SG

ALS Sample ID: P1502815-004

Client Project ID: EA NORD, Inc., as and through its successor, JELD-WEN, Inc. / 108.00228.00048

Test Code: EPA TO-15

Date Collected: 7/6/15

Instrument ID: Tekmar AUTOCAN/Agilent 5975Cinert/6890N/MS16

Date Received: 7/13/15

Analyst: Lusine Hakobyan

Date Analyzed: 7/17/15

Sample Type: 6.0 L Summa Canister

Volume(s) Analyzed: 1.00 Liter(s)

Test Notes:

0.10 Liter(s)

Container ID: SC02062

Initial Pressure (psig): -3.16 Final Pressure (psig): 3.72

Canister Dilution Factor: 1.60

CAS #	Compound	Result	MRL	Result	MRL	Data Qualifier
		µg/m ³	µg/m ³	ppbV	ppbV	
71-43-2	Benzene	8.7	0.80	2.7	0.25	
108-88-3	Toluene	23	0.80	6.1	0.21	
100-41-4	Ethylbenzene	62	0.80	14	0.18	
179601-23-1	m,p-Xylenes	210	1.6	49	0.37	
95-47-6	o-Xylene	93	0.80	22	0.18	
91-20-3	Naphthalene	800	8.0	150	1.5	D

ND = Compound was analyzed for, but not detected above the laboratory reporting limit.

MRL = Method Reporting Limit - The minimum quantity of a target analyte that can be confidently determined by the referenced method.

D = The reported result is from a dilution.

ALS ENVIRONMENTAL

RESULTS OF ANALYSIS

Page 1 of 1

Client: SLR International

ALS Project ID: P1502815

Client Sample ID: MW8A-SG

ALS Sample ID: P1502815-005

Client Project ID: EA NORD, Inc., as and through its successor, JELD-WEN, Inc. / 108.00228.00048

Test Code: EPA TO-15

Date Collected: 7/7/15

Instrument ID: Tekmar AUTOCAN/Agilent 5975Cinert/6890N/MS16

Date Received: 7/13/15

Analyst: Lusine Hakobyan

Date Analyzed: 7/17/15

Sample Type: 6.0 L Summa Canister

Volume(s) Analyzed: 1.00 Liter(s)

Test Notes:

0.050 Liter(s)

Container ID: SC01880

Initial Pressure (psig): -1.26 Final Pressure (psig): 3.85

Canister Dilution Factor: 1.38

CAS #	Compound	Result	MRL	Result	MRL	Data Qualifier
		µg/m ³	µg/m ³	ppbV	ppbV	
71-43-2	Benzene	58	0.69	18	0.22	
108-88-3	Toluene	190	14	50	3.7	D
100-41-4	Ethylbenzene	200	14	45	3.2	D
179601-23-1	m,p-Xylenes	260	1.4	59	0.32	
95-47-6	o-Xylene	130	0.69	30	0.16	
91-20-3	Naphthalene	2,600	14	490	2.6	D

ND = Compound was analyzed for, but not detected above the laboratory reporting limit.

MRL = Method Reporting Limit - The minimum quantity of a target analyte that can be confidently determined by the referenced method.

D = The reported result is from a dilution.

ALS ENVIRONMENTAL

RESULTS OF ANALYSIS

Page 1 of 1

Client: SLR International

ALS Project ID: P1502815

Client Sample ID: GP-712-SG

ALS Sample ID: P1502815-006

Client Project ID: EA NORD, Inc., as and through its successor, JELD-WEN, Inc. / 108.00228.00048

Test Code: EPA TO-15

Date Collected: 7/7/15

Instrument ID: Tekmar AUTOCAN/Agilent 5975Cinert/6890N/MS16

Date Received: 7/13/15

Analyst: Lusine Hakobyan

Date Analyzed: 7/17/15

Sample Type: 6.0 L Summa Canister

Volume(s) Analyzed: 1.00 Liter(s)

Test Notes:

Container ID: SC01719

Initial Pressure (psig): -1.78 Final Pressure (psig): 3.91

Canister Dilution Factor: 1.44

CAS #	Compound	Result	MRL	Result	MRL	Data Qualifier
		µg/m ³	µg/m ³	ppbV	ppbV	
71-43-2	Benzene	17	0.72	5.3	0.23	
108-88-3	Toluene	35	0.72	9.3	0.19	
100-41-4	Ethylbenzene	17	0.72	3.8	0.17	
179601-23-1	m,p-Xylenes	40	1.4	9.3	0.33	
95-47-6	o-Xylene	19	0.72	4.4	0.17	
91-20-3	Naphthalene	89	0.72	17	0.14	

ND = Compound was analyzed for, but not detected above the laboratory reporting limit.

MRL = Method Reporting Limit - The minimum quantity of a target analyte that can be confidently determined by the referenced method.

ALS ENVIRONMENTAL

RESULTS OF ANALYSIS

Page 1 of 1

Client: SLR International

ALS Project ID: P1502815

Client Sample ID: GP-710-SG

ALS Sample ID: P1502815-007

Client Project ID: EA NORD, Inc., as and through its successor, JELD-WEN, Inc. / 108.00228.00048

Test Code: EPA TO-15

Date Collected: 7/7/15

Instrument ID: Tekmar AUTOCAN/Agilent 5975Cinert/6890N/MS16

Date Received: 7/13/15

Analyst: Lusine Hakobyan

Date Analyzed: 7/17/15

Sample Type: 6.0 L Summa Canister

Volume(s) Analyzed: 1.00 Liter(s)

Test Notes:

Container ID: SC01990

Initial Pressure (psig): -1.56 Final Pressure (psig): 3.67

Canister Dilution Factor: 1.40

CAS #	Compound	Result µg/m ³	MRL µg/m ³	Result ppbV	MRL ppbV	Data Qualifier
71-43-2	Benzene	ND	0.70	ND	0.22	
108-88-3	Toluene	1.6	0.70	0.42	0.19	
100-41-4	Ethylbenzene	1.1	0.70	0.24	0.16	
179601-23-1	m,p-Xylenes	3.1	1.4	0.72	0.32	
95-47-6	o-Xylene	1.5	0.70	0.36	0.16	
91-20-3	Naphthalene	53	0.70	10	0.13	

ND = Compound was analyzed for, but not detected above the laboratory reporting limit.

MRL = Method Reporting Limit - The minimum quantity of a target analyte that can be confidently determined by the referenced method.

ALS ENVIRONMENTAL

RESULTS OF ANALYSIS

Page 1 of 1

Client: SLR International

ALS Project ID: P1502815

Client Sample ID: GP-711-SG

ALS Sample ID: P1502815-008

Client Project ID: EA NORD, Inc., as and through its successor, JELD-WEN, Inc. / 108.00228.00048

Test Code: EPA TO-15

Date Collected: 7/7/15

Instrument ID: Tekmar AUTOCAN/Agilent 5975Cinert/6890N/MS16

Date Received: 7/13/15

Analyst: Lusine Hakobyan

Date Analyzed: 7/17/15

Sample Type: 6.0 L Summa Canister

Volume(s) Analyzed: 1.00 Liter(s)

Test Notes:

Container ID: SC00190

Initial Pressure (psig): -1.88 Final Pressure (psig): 3.74

Canister Dilution Factor: 1.44

CAS #	Compound	Result	MRL	Result	MRL	Data Qualifier
		µg/m ³	µg/m ³	ppbV	ppbV	
71-43-2	Benzene	1.5	0.72	0.49	0.23	
108-88-3	Toluene	3.1	0.72	0.83	0.19	
100-41-4	Ethylbenzene	1.2	0.72	0.27	0.17	
179601-23-1	m,p-Xylenes	4.8	1.4	1.1	0.33	
95-47-6	o-Xylene	2.3	0.72	0.53	0.17	
91-20-3	Naphthalene	55	0.72	10	0.14	

ND = Compound was analyzed for, but not detected above the laboratory reporting limit.

MRL = Method Reporting Limit - The minimum quantity of a target analyte that can be confidently determined by the referenced method.

ALS ENVIRONMENTAL

RESULTS OF ANALYSIS

Page 1 of 1

Client: SLR International

ALS Project ID: P1502815

Client Sample ID: GP-708-SG

ALS Sample ID: P1502815-009

Client Project ID: EA NORD, Inc., as and through its successor, JELD-WEN, Inc. / 108.00228.00048

Test Code: EPA TO-15

Date Collected: 7/7/15

Instrument ID: Tekmar AUTOCAN/Agilent 5975Cinert/6890N/MS16

Date Received: 7/13/15

Analyst: Lusine Hakobyan

Date Analyzed: 7/17/15

Sample Type: 6.0 L Summa Canister

Volume(s) Analyzed: 1.00 Liter(s)

Test Notes:

Container ID: SC01709

Initial Pressure (psig): -2.09 Final Pressure (psig): 3.83

Canister Dilution Factor: 1.47

CAS #	Compound	Result µg/m ³	MRL µg/m ³	Result ppbV	MRL ppbV	Data Qualifier
71-43-2	Benzene	12	0.74	3.8	0.23	
108-88-3	Toluene	17	0.74	4.5	0.20	
100-41-4	Ethylbenzene	12	0.74	2.7	0.17	
179601-23-1	m,p-Xylenes	50	1.5	12	0.34	
95-47-6	o-Xylene	23	0.74	5.4	0.17	
91-20-3	Naphthalene	69	0.74	13	0.14	

ND = Compound was analyzed for, but not detected above the laboratory reporting limit.

MRL = Method Reporting Limit - The minimum quantity of a target analyte that can be confidently determined by the referenced method.

ALS ENVIRONMENTAL

RESULTS OF ANALYSIS

Page 1 of 1

Client: SLR International

Client Sample ID: Method Blank

Client Project ID: EA NORD, Inc., as and through its successor, JELD-WEN, Inc. / 108.00228.00048

ALS Project ID: P1502815

ALS Sample ID: P150716-MB

Test Code: EPA TO-15

Instrument ID: Tekmar AUTOCAN/Agilent 5975Cinert/6890N/MS16

Analyst: Lusine Hakobyan

Sample Type: 6.0 L Summa Canister

Test Notes:

Date Collected: NA

Date Received: NA

Date Analyzed: 7/16/15

Volume(s) Analyzed: 1.00 Liter(s)

Canister Dilution Factor: 1.00

CAS #	Compound	Result µg/m ³	MRL µg/m ³	Result ppbV	MRL ppbV	Data Qualifier
71-43-2	Benzene	ND	0.50	ND	0.16	
108-88-3	Toluene	ND	0.50	ND	0.13	
100-41-4	Ethylbenzene	ND	0.50	ND	0.12	
179601-23-1	m,p-Xylenes	ND	1.0	ND	0.23	
95-47-6	o-Xylene	ND	0.50	ND	0.12	
91-20-3	Naphthalene	ND	0.50	ND	0.095	

ND = Compound was analyzed for, but not detected above the laboratory reporting limit.

MRL = Method Reporting Limit - The minimum quantity of a target analyte that can be confidently determined by the referenced method.

ALS ENVIRONMENTAL

SURROGATE SPIKE RECOVERY RESULTS

Page 1 of 1

Client: SLR International

ALS Project ID: P1502815

Client Project ID: EA NORD, Inc., as and through its successor, JELD-WEN, Inc. / 108.00228.00048

Test Code: EPA TO-15

Instrument ID: Tekmar AUTOCAN/Agilent 5975Cinert/6890N/MS16

Date(s) Collected: 7/6 - 7/7/15

Analyst: Lusine Hakobyan

Date(s) Received: 7/13/15

Sample Type: 6.0 L Summa Canister(s)

Date(s) Analyzed: 7/16 - 7/17/15

Test Notes:

Client Sample ID	ALS Sample ID	1,2-Dichloroethane-d4	Toluene-d8	Bromofluorobenzene	Acceptance Limits	Data Qualifier
		Percent Recovered	Percent Recovered	Percent Recovered		
Method Blank	P150716-MB	101	101	102	70-130	
Lab Control Sample	P150716-LCS	98	88	96	70-130	
GP-715-SG	P1502815-001	102	100	103	70-130	
GP-714-SG	P1502815-002	98	97	101	70-130	
GP-714-SG	P1502815-002DUP	98	95	99	70-130	
GP-713-SG	P1502815-003	98	99	115	70-130	
GP-709-SG	P1502815-004	97	98	100	70-130	
MW8A-SG	P1502815-005	98	99	103	70-130	
GP-712-SG	P1502815-006	88	101	107	70-130	
GP-710-SG	P1502815-007	96	103	107	70-130	
GP-711-SG	P1502815-008	96	100	104	70-130	
GP-708-SG	P1502815-009	95	102	104	70-130	

Surrogate percent recovery is verified and accepted based on the on-column result.

Reported results are shown in concentration units and as a result of the calculation, may vary slightly from the on-column percent recovery.

ALS ENVIRONMENTAL

LABORATORY CONTROL SAMPLE SUMMARY

Page 1 of 1

Client:	SLR International	ALS Project ID: P1502815
Client Sample ID:	Lab Control Sample	ALS Sample ID: P150716-LCS
Client Project ID:	EA NORD, Inc., as and through its successor, JELD-WEN, Inc. / 108.00228.00048	
Test Code:	EPA TO-15	Date Collected: NA
Instrument ID:	Tekmar AUTOCAN/Agilent 5975Cinert/6890N/MS16	Date Received: NA
Analyst:	Lusine Hakobyan	Date Analyzed: 7/16/15
Sample Type:	6.0 L Summa Canister	Volume(s) Analyzed: 0.125 Liter(s)
Test Notes:		

CAS #	Compound	Spike Amount <small>µg/m³</small>	Result <small>µg/m³</small>	% Recovery	ALS Acceptance Limits	Data Qualifier
71-43-2	Benzene	226	200	88	61-109	
108-88-3	Toluene	218	191	88	68-114	
100-41-4	Ethylbenzene	218	226	104	71-117	
179601-23-1	m,p-Xylenes	428	438	102	71-118	
95-47-6	o-Xylene	210	214	102	72-118	
91-20-3	Naphthalene	218	206	94	63-142	

Laboratory Control Sample percent recovery is verified and accepted based on the on-column result.
Reported results are shown in concentration units and as a result of the calculation, may vary slightly.

ALS ENVIRONMENTAL

LABORATORY DUPLICATE SUMMARY RESULTS

Page 1 of 1

Client: SLR International

ALS Project ID: P1502815

Client Sample ID: GP-714-SG

ALS Sample ID: P1502815-002DUP

Client Project ID: EA NORD, Inc., as and through its successor, JELD-WEN, Inc. / 108.00228.00048

Test Code: EPA TO-15

Date Collected: 7/6/15

Instrument ID: Tekmar AUTOCAN/Agilent 5975Cinert/6890N/MS16

Date Received: 7/13/15

Analyst: Lusine Hakobyan

Date Analyzed: 7/16/15

Sample Type: 6.0 L Summa Canister

Volume(s) Analyzed: 0.20 Liter(s)

Test Notes:

Container ID: SC00270

Initial Pressure (psig): -2.09

Final Pressure (psig): 3.71

Canister Dilution Factor: 1.46

Compound	Sample Result		Duplicate Sample Result		Average µg/m ³	% RPD	RPD Limit	Data Qualifier
	µg/m ³	ppbV	µg/m ³	ppbV				
Benzene	89.8	28.1	89.8	28.1	89.8	0	25	
Toluene	141	37.4	141	37.6	141	0	25	
Ethylbenzene	317	73.1	320	73.6	318.5	0.9	25	
m,p-Xylenes	405	93.2	404	93.1	404.5	0.2	25	
o-Xylene	634	146	620	143	627	2	25	
Naphthalene	80.7	15.4	79.9	15.3	80.3	1	25	

ND = Compound was analyzed for, but not detected above the laboratory reporting limit.



12065 Lebanon Rd.
Mt. Juliet, TN 37122
(615) 758-5858
1-800-767-5859
Fax (615) 758-5859

Tax I.D. 62-0814289

Est. 1970

Chris Kramer (SLR)
Jeld-Wen
1800 Blankenship Road, Suite 440
West Linn, OR 97068

Report Summary

Friday August 21, 2015

Report Number: L783349


Samples Received: 08/17/15

Client Project: 108.00228.0048

Description: Nord Door Project - Everett, WA

The analytical results in this report are based upon information supplied by you, the client, and are for your exclusive use. If you have any questions regarding this data package, please do not hesitate to call.

Entire Report Reviewed By:


Jared Willis, ESC Representative

Laboratory Certification Numbers

A2LA - 1461-01, AIHA - 100789, AL - 40660, CA - 01157CA, CT - PH-0197,
FL - E87487, GA - 923, IN - C-IN-01, KY - 90010, KYUST - 0016,
NC - ENV375/DW21704/BIO041, ND - R-140, NJ - TN002, NJ NELAP - TN002,
SC - 84004, TN - 2006, VA - 460132, WV - 233, AZ - 0612,
MN - 047-999-395, NY - 11742, WI - 998093910, NV - TN000032011-1,
TX - T104704245-11-3, OK - 9915, PA - 68-02979, IA Lab #364, EPA - TN002

Accreditation is only applicable to the test methods specified on each scope of accreditation held by ESC Lab Sciences.

This report may not be reproduced, except in full, without written approval from ESC Lab Sciences. Where applicable, sampling conducted by ESC is performed per guidance provided in laboratory standard operating procedures: 060302, 060303, and 060304.



12065 Lebanon Rd.
 Mt. Juliet, TN 37122
 (615) 758-5858
 1-800-767-5859
 Fax (615) 758-5859

Tax I.D. 62-0814289

Est. 1970

REPORT OF ANALYSIS

Chris Kramer (SLR)
 Jeld-Wen
 1800 Blankenship Road, Suite 440
 West Linn, OR 97068

August 21, 2015

Date Received : August 17, 2015
 Description : Nord Door Project - Everett, WA
 Sample ID : MW8B-54
 Collected By : DL
 Collection Date : 08/12/15 13:00

ESC Sample # : L783349-01

Site ID : EVERETT, WA

Project # : 108.00228.0048

Parameter	Dry Result	MDL	RDL	Units	Qualif	Method	Date	Dil.
Total Solids	82.4	0.0333		%		2540 G-2	08/20/15	1
Gasoline Range Organics-NWTPH Surrogate Recovery	U	0.0339	0.121	mg/kg		NWTPHGX	08/19/15	1
a,a,a-Trifluorotoluene(FID)	95.8			% Rec.		NWTPHGX	08/19/15	1
Volatile Organics								
Benzene	U	0.000270	0.00121	mg/kg		8260C	08/19/15	1
Toluene	U	0.000434	0.00607	mg/kg		8260C	08/19/15	1
Ethylbenzene	U	0.000297	0.00121	mg/kg		8260C	08/19/15	1
Xylenes, Total	U	0.000698	0.00364	mg/kg		8260C	08/19/15	1
Naphthalene	0.00745	0.00100	0.00607	mg/kg	J4	8260C	08/19/15	1
1,2,4-Trimethylbenzene	U	0.000211	0.00121	mg/kg		8260C	08/19/15	1
Surrogate Recovery								
Toluene-d8	102.			% Rec.		8260C	08/19/15	1
Dibromofluoromethane	99.0			% Rec.		8260C	08/19/15	1
4-Bromofluorobenzene	99.0			% Rec.		8260C	08/19/15	1
Diesel Range Organics (DRO)								
Residual Range Organics (RRO)	2.52	1.32	4.85	mg/kg	J	NWTPHDX	08/19/15	1
Surrogate Recovery	U	3.30	12.1	mg/kg		NWTPHDX	08/19/15	1
o-Terphenyl	74.7			% Rec.		NWTPHDX	08/19/15	1
Polynuclear Aromatic Hydrocarbons								
Benzo(a)anthracene	0.0125	0.000600	0.00728	mg/kg		8270D-SI	08/21/15	1
Benzo(a)pyrene	0.00609	0.000600	0.00728	mg/kg	J	8270D-SI	08/21/15	1
Benzo(b)fluoranthene	0.00737	0.000600	0.00728	mg/kg		8270D-SI	08/21/15	1
Benzo(k)fluoranthene	0.00379	0.000600	0.00728	mg/kg	J	8270D-SI	08/21/15	1
Chrysene	0.0124	0.000600	0.00728	mg/kg		8270D-SI	08/21/15	1
Dibenz(a,h)anthracene	U	0.000600	0.00728	mg/kg		8270D-SI	08/21/15	1
Indeno(1,2,3-cd)pyrene	0.00187	0.000600	0.00728	mg/kg	J	8270D-SI	08/21/15	1
Surrogate Recovery								
Nitrobenzene-d5	77.2			% Rec.		8270D-SI	08/21/15	1
2-Fluorobiphenyl	77.7			% Rec.		8270D-SI	08/21/15	1
p-Terphenyl-d14	64.9			% Rec.		8270D-SI	08/21/15	1

Results listed are dry weight basis.

U = ND (Not Detected)

MDL = Minimum Detection Limit = LOD = TRRP SDL

RDL = Reported Detection Limit = LOQ = PQL = EQL = TRRP MQL

Note:

This report shall not be reproduced, except in full, without the written approval from ESC.

The reported analytical results relate only to the sample submitted

Reported: 08/21/15 09:48 Printed: 08/21/15 09:48



12065 Lebanon Rd.
 Mt. Juliet, TN 37122
 (615) 758-5858
 1-800-767-5859
 Fax (615) 758-5859

Tax I.D. 62-0814289

Est. 1970

REPORT OF ANALYSIS

Chris Kramer (SLR)
 Jeld-Wen
 1800 Blankenship Road, Suite 440
 West Linn, OR 97068

August 21, 2015

Date Received : August 17, 2015
 Description : Nord Door Project - Everett, WA
 Sample ID : MW10B-35
 Collected By : DL
 Collection Date : 08/13/15 11:30

ESC Sample # : L783349-02

Site ID : EVERETT, WA

Project # : 108.00228.0048

Parameter	Dry Result	MDL	RDL	Units	Qualif	Method	Date	Dil.
Total Solids	85.7	0.0333		%		2540 G-2	08/20/15	1
Gasoline Range Organics-NWTPH Surrogate Recovery	U	0.0339	0.117	mg/kg		NWTPHGX	08/19/15	1
a,a,a-Trifluorotoluene(FID)	96.3			% Rec.		NWTPHGX	08/19/15	1
Volatile Organics								
Benzene	U	0.000270	0.00117	mg/kg		8260C	08/19/15	1
Toluene	U	0.000434	0.00583	mg/kg		8260C	08/19/15	1
Ethylbenzene	U	0.000297	0.00117	mg/kg		8260C	08/19/15	1
Xylenes, Total	U	0.000698	0.00350	mg/kg		8260C	08/19/15	1
Naphthalene	0.00117	0.00100	0.00583	mg/kg	JJ4	8260C	08/19/15	1
1,2,4-Trimethylbenzene	U	0.000211	0.00117	mg/kg		8260C	08/19/15	1
Surrogate Recovery								
Toluene-d8	103.			% Rec.		8260C	08/19/15	1
Dibromofluoromethane	99.6			% Rec.		8260C	08/19/15	1
4-Bromofluorobenzene	103.			% Rec.		8260C	08/19/15	1
Diesel Range Organics (DRO)								
Residual Range Organics (RRO)	U	1.32	4.67	mg/kg		NWTPHDX	08/19/15	1
Surrogate Recovery	U	3.30	11.7	mg/kg		NWTPHDX	08/19/15	1
o-Terphenyl	84.8			% Rec.		NWTPHDX	08/19/15	1
Polynuclear Aromatic Hydrocarbons								
Benzo(a)anthracene	0.00419	0.000600	0.00700	mg/kg	J	8270D-SI	08/21/15	1
Benzo(a)pyrene	0.00230	0.000600	0.00700	mg/kg	J	8270D-SI	08/21/15	1
Benzo(b)fluoranthene	0.00309	0.000600	0.00700	mg/kg	J	8270D-SI	08/21/15	1
Benzo(k)fluoranthene	0.00115	0.000600	0.00700	mg/kg	J	8270D-SI	08/21/15	1
Chrysene	0.00550	0.000600	0.00700	mg/kg	J	8270D-SI	08/21/15	1
Dibenz(a,h)anthracene	U	0.000600	0.00700	mg/kg		8270D-SI	08/21/15	1
Indeno(1,2,3-cd)pyrene	0.000824	0.000600	0.00700	mg/kg	J	8270D-SI	08/21/15	1
Surrogate Recovery								
Nitrobenzene-d5	83.0			% Rec.		8270D-SI	08/21/15	1
2-Fluorobiphenyl	85.5			% Rec.		8270D-SI	08/21/15	1
p-Terphenyl-d14	74.0			% Rec.		8270D-SI	08/21/15	1

Results listed are dry weight basis.

U = ND (Not Detected)

MDL = Minimum Detection Limit = LOD = TRRP SDL

RDL = Reported Detection Limit = LOQ = PQL = EQL = TRRP MQL

Note:

This report shall not be reproduced, except in full, without the written approval from ESC.

The reported analytical results relate only to the sample submitted

Reported: 08/21/15 09:48 Printed: 08/21/15 09:48



12065 Lebanon Rd.
 Mt. Juliet, TN 37122
 (615) 758-5858
 1-800-767-5859
 Fax (615) 758-5859

Tax I.D. 62-0814289

Est. 1970

REPORT OF ANALYSIS

Chris Kramer (SLR)
 Jeld-Wen
 1800 Blankenship Road, Suite 440
 West Linn, OR 97068

August 21, 2015

Date Received : August 17, 2015
 Description : Nord Door Project - Everett, WA
 Sample ID : MW7-12.5
 Collected By : DL
 Collection Date : 08/14/15 08:25

ESC Sample # : L783349-03

Site ID : EVERETT, WA

Project # : 108.00228.0048

Parameter	Dry Result	MDL	RDL	Units	Qualif	Method	Date	Dil.
Total Solids	87.1	0.0333		%		2540 G-2	08/20/15	1
Gasoline Range Organics-NWTPH Surrogate Recovery	U	0.0339	0.115	mg/kg		NWTPHGX	08/19/15	1
a,a,a-Trifluorotoluene(FID)	95.7			% Rec.		NWTPHGX	08/19/15	1
Volatile Organics								
Benzene	U	0.000270	0.00115	mg/kg		8260C	08/19/15	1
Toluene	U	0.000434	0.00574	mg/kg		8260C	08/19/15	1
Ethylbenzene	U	0.000297	0.00115	mg/kg		8260C	08/19/15	1
Xylenes, Total	U	0.000698	0.00344	mg/kg		8260C	08/19/15	1
Naphthalene	0.00471	0.00100	0.00574	mg/kg	JJ4	8260C	08/19/15	1
1,2,4-Trimethylbenzene	U	0.000211	0.00115	mg/kg		8260C	08/19/15	1
Surrogate Recovery								
Toluene-d8	102.			% Rec.		8260C	08/19/15	1
Dibromofluoromethane	99.6			% Rec.		8260C	08/19/15	1
4-Bromofluorobenzene	99.2			% Rec.		8260C	08/19/15	1
Diesel Range Organics (DRO)								
Residual Range Organics (RRO)	U	1.32	4.59	mg/kg		NWTPHDX	08/19/15	1
Surrogate Recovery	U	3.30	11.5	mg/kg		NWTPHDX	08/19/15	1
o-Terphenyl	75.7			% Rec.		NWTPHDX	08/19/15	1
Polynuclear Aromatic Hydrocarbons								
Benzo(a)anthracene	0.00158	0.000600	0.00689	mg/kg	J	8270D-SI	08/21/15	1
Benzo(a)pyrene	0.00103	0.000600	0.00689	mg/kg	J	8270D-SI	08/21/15	1
Benzo(b)fluoranthene	0.00130	0.000600	0.00689	mg/kg	J	8270D-SI	08/21/15	1
Benzo(k)fluoranthene	U	0.000600	0.00689	mg/kg		8270D-SI	08/21/15	1
Chrysene	0.00176	0.000600	0.00689	mg/kg	J	8270D-SI	08/21/15	1
Dibenz(a,h)anthracene	U	0.000600	0.00689	mg/kg		8270D-SI	08/21/15	1
Indeno(1,2,3-cd)pyrene	U	0.000600	0.00689	mg/kg		8270D-SI	08/21/15	1
Surrogate Recovery								
Nitrobenzene-d5	83.9			% Rec.		8270D-SI	08/21/15	1
2-Fluorobiphenyl	87.3			% Rec.		8270D-SI	08/21/15	1
p-Terphenyl-d14	77.2			% Rec.		8270D-SI	08/21/15	1

Results listed are dry weight basis.

U = ND (Not Detected)

MDL = Minimum Detection Limit = LOD = TRRP SDL

RDL = Reported Detection Limit = LOQ = PQL = EQL = TRRP MQL

Note:

This report shall not be reproduced, except in full, without the written approval from ESC.

The reported analytical results relate only to the sample submitted

Reported: 08/21/15 09:48 Printed: 08/21/15 09:48



12065 Lebanon Rd.
 Mt. Juliet, TN 37122
 (615) 758-5858
 1-800-767-5859
 Fax (615) 758-5859

Tax I.D. 62-0814289

Est. 1970

REPORT OF ANALYSIS

Chris Kramer (SLR)
 Jeld-Wen
 1800 Blankenship Road, Suite 440
 West Linn, OR 97068

August 21, 2015

Date Received : August 17, 2015
 Description : Nord Door Project - Everett, WA
 Sample ID : MW9B-35.5
 Collected By : DL
 Collection Date : 08/14/15 12:00

ESC Sample # : L783349-04

Site ID : EVERETT, WA

Project # : 108.00228.0048

Parameter	Dry Result	MDL	RDL	Units	Qualif	Method	Date	Dil.
Total Solids	80.5	0.0333		%		2540 G-2	08/20/15	1
Gasoline Range Organics-NWTPH Surrogate Recovery	0.0494	0.0339	0.124	mg/kg	J	NWTPHGX	08/19/15	1
a,a,a-Trifluorotoluene(FID)	94.9			% Rec.		NWTPHGX	08/19/15	1
Volatile Organics								
Benzene	U	0.000270	0.00124	mg/kg		8260C	08/19/15	1
Toluene	U	0.000434	0.00621	mg/kg		8260C	08/19/15	1
Ethylbenzene	U	0.000297	0.00124	mg/kg		8260C	08/19/15	1
Xylenes, Total	U	0.000698	0.00373	mg/kg		8260C	08/19/15	1
Naphthalene	U	0.00100	0.00621	mg/kg	J4	8260C	08/19/15	1
1,2,4-Trimethylbenzene	U	0.000211	0.00124	mg/kg		8260C	08/19/15	1
Surrogate Recovery								
Toluene-d8	103.			% Rec.		8260C	08/19/15	1
Dibromofluoromethane	97.9			% Rec.		8260C	08/19/15	1
4-Bromofluorobenzene	101.			% Rec.		8260C	08/19/15	1
Diesel Range Organics (DRO)								
Residual Range Organics (RRO)	U	1.32	4.97	mg/kg		NWTPHDX	08/19/15	1
Surrogate Recovery	U	3.30	12.4	mg/kg		NWTPHDX	08/19/15	1
o-Terphenyl	94.5			% Rec.		NWTPHDX	08/19/15	1
Polynuclear Aromatic Hydrocarbons								
Benzo(a)anthracene	U	0.00300	0.0373	mg/kg		8270D-SI	08/21/15	5
Benzo(a)pyrene	U	0.00300	0.0373	mg/kg		8270D-SI	08/21/15	5
Benzo(b)fluoranthene	U	0.00300	0.0373	mg/kg		8270D-SI	08/21/15	5
Benzo(k)fluoranthene	U	0.00300	0.0373	mg/kg		8270D-SI	08/21/15	5
Chrysene	0.00519	0.00300	0.0373	mg/kg	J	8270D-SI	08/21/15	5
Dibenz(a,h)anthracene	U	0.00300	0.0373	mg/kg		8270D-SI	08/21/15	5
Indeno(1,2,3-cd)pyrene	U	0.00300	0.0373	mg/kg		8270D-SI	08/21/15	5
Surrogate Recovery								
Nitrobenzene-d5	82.4			% Rec.		8270D-SI	08/21/15	5
2-Fluorobiphenyl	85.4			% Rec.		8270D-SI	08/21/15	5
p-Terphenyl-d14	75.2			% Rec.		8270D-SI	08/21/15	5

Results listed are dry weight basis.

U = ND (Not Detected)

MDL = Minimum Detection Limit = LOD = TRRP SDL

RDL = Reported Detection Limit = LOQ = PQL = EQL = TRRP MQL

Note:

This report shall not be reproduced, except in full, without the written approval from ESC.

The reported analytical results relate only to the sample submitted

Reported: 08/21/15 09:48 Printed: 08/21/15 09:48

L783349-04 (SV8270PAHSIMD) - Dilution due to sample volume

Attachment A
List of Analytes with QC Qualifiers

Sample Number	Work Group	Sample Type	Analyte	Run ID	Qualifier
L783349-01	WG810015	SAMP	Diesel Range Organics (DRO)	R3064816	J
	WG810254	SAMP	Benzo(a)pyrene	R3065083	J
	WG810254	SAMP	Benzo(k)fluoranthene	R3065083	J
	WG810254	SAMP	Indeno(1,2,3-cd)pyrene	R3065083	J
	WG810063	SAMP	Naphthalene	R3064182	J4
L783349-02	WG810254	SAMP	Benzo(a)anthracene	R3065083	J
	WG810254	SAMP	Benzo(a)pyrene	R3065083	J
	WG810254	SAMP	Benzo(b)fluoranthene	R3065083	J
	WG810254	SAMP	Benzo(k)fluoranthene	R3065083	J
	WG810254	SAMP	Chrysene	R3065083	J
	WG810254	SAMP	Indeno(1,2,3-cd)pyrene	R3065083	J
	WG810063	SAMP	Naphthalene	R3064182	JJ4
L783349-03	WG810254	SAMP	Benzo(a)anthracene	R3065083	J
	WG810254	SAMP	Benzo(a)pyrene	R3065083	J
	WG810254	SAMP	Benzo(b)fluoranthene	R3065083	J
	WG810254	SAMP	Chrysene	R3065083	J
	WG810063	SAMP	Naphthalene	R3064182	JJ4
L783349-04	WG810096	SAMP	Gasoline Range Organics-NWTPH	R3064980	J
	WG810254	SAMP	Chrysene	R3065083	J
	WG810063	SAMP	Naphthalene	R3064182	J4

Attachment B
Explanation of QC Qualifier Codes

Qualifier	Meaning
J	(EPA) - Estimated value below the lowest calibration point. Confidence correlates with concentration.
J4	The associated batch QC was outside the established quality control range for accuracy.

Qualifier Report Information

ESC utilizes sample and result qualifiers as set forth by the EPA Contract Laboratory Program and as required by most certifying bodies including NELAC. In addition to the EPA qualifiers adopted by ESC, we have implemented ESC qualifiers to provide more information pertaining to our analytical results. Each qualifier is designated in the qualifier explanation as either EPA or ESC. Data qualifiers are intended to provide the ESC client with more detailed information concerning the potential bias of reported data. Because of the wide range of constituents and variety of matrices incorporated by most EPA methods, it is common for some compounds to fall outside of established ranges. These exceptions are evaluated and all reported data is valid and useable "unless qualified as 'R' (Rejected)."

Definitions

- Accuracy - The relationship of the observed value of a known sample to the true value of a known sample. Represented by percent recovery and relevant to samples such as: control samples, matrix spike recoveries, surrogate recoveries, etc.
- Precision - The agreement between a set of samples or between duplicate samples. Relates to how close together the results are and is represented by Relative Percent Difference.
- Surrogate - Organic compounds that are similar in chemical composition, extraction, and chromatography to analytes of interest. The surrogates are used to determine the probable response of the group of analytes that are chemically related to the surrogate compound. Surrogates are added to the sample and carried through all stages of preparation and analyses.
- TIC - Tentatively Identified Compound: Compounds detected in samples that are not target compounds, internal standards, system monitoring compounds, or surrogates.



YOUR LAB OF CHOICE

Jeld-Wen
Chris Kramer (SLR)
1800 Blankenship Road, Suite 440

West Linn, OR 97068

Quality Assurance Report
Level II

L783349

12065 Lebanon Rd.
Mt. Juliet, TN 37122
(615) 758-5858
1-800-767-5859
Fax (615) 758-5859

Tax I.D. 62-0814289

Est. 1970

August 21, 2015

Analyte	Result	Laboratory Blank		Limit	Batch	Date Analyzed
		Units	% Rec			
1,2,4-Trimethylbenzene	< .001	mg/kg			WG810063	08/19/15 00:02
Benzene	< .001	mg/kg			WG810063	08/19/15 00:02
Ethylbenzene	< .001	mg/kg			WG810063	08/19/15 00:02
Naphthalene	< .005	mg/kg			WG810063	08/19/15 00:02
Toluene	< .005	mg/kg			WG810063	08/19/15 00:02
Xylenes, Total	< .003	mg/kg			WG810063	08/19/15 00:02
4-Bromofluorobenzene		% Rec.	103.0	69.7-129	WG810063	08/19/15 00:02
Dibromofluoromethane		% Rec.	94.70	76.3-123	WG810063	08/19/15 00:02
Toluene-d8		% Rec.	102.0	88.7-115	WG810063	08/19/15 00:02
Total Solids	< .1	%			WG810144	08/20/15 06:31
Diesel Range Organics (DRO)	< 4	mg/kg			WG810015	08/19/15 20:22
Residual Range Organics (RRO)	< 10	mg/kg			WG810015	08/19/15 20:22
o-Terphenyl		% Rec.	76.90	50-150	WG810015	08/19/15 20:22
Gasoline Range Organics-NWTPH	< .1	mg/kg			WG810096	08/19/15 15:28
a,a,a-Trifluorotoluene(FID)		% Rec.	101.0	59-128	WG810096	08/19/15 15:28
Benzo(a)anthracene	< .006	mg/kg			WG810254	08/20/15 07:43
Benzo(a)pyrene	< .006	mg/kg			WG810254	08/20/15 07:43
Benzo(b)fluoranthene	< .006	mg/kg			WG810254	08/20/15 07:43
Benzo(k)fluoranthene	< .006	mg/kg			WG810254	08/20/15 07:43
Chrysene	< .006	mg/kg			WG810254	08/20/15 07:43
Dibenz(a,h)anthracene	< .006	mg/kg			WG810254	08/20/15 07:43
Indeno(1,2,3-cd)pyrene	< .006	mg/kg			WG810254	08/20/15 07:43
2-Fluorobiphenyl		% Rec.	86.80	40.6-122	WG810254	08/20/15 07:43
Nitrobenzene-d5		% Rec.	82.40	22.1-146	WG810254	08/20/15 07:43
p-Terphenyl-d14		% Rec.	84.50	32.2-131	WG810254	08/20/15 07:43

Analyte	Units	Result	Duplicate		Limit	Ref Samp	Batch
			Duplicate	RPD			
Total Solids	%	74.4	73.5	1.18	5	L783591-04	WG810144

Analyte	Units	Laboratory Control Sample		% Rec	Limit	Batch
		Known Val	Result			
1,2,4-Trimethylbenzene	mg/kg	.025	0.0263	105.	77.1-124	WG810063
Benzene	mg/kg	.025	0.0253	101.	72.6-120	WG810063
Ethylbenzene	mg/kg	.025	0.0269	108.	78.6-124	WG810063
Naphthalene	mg/kg	.025	0.0339	136.*	69.9-132	WG810063
Toluene	mg/kg	.025	0.0260	104.	76.7-116	WG810063
Xylenes, Total	mg/kg	.075	0.0818	109.	78.1-123	WG810063
4-Bromofluorobenzene				100.0	69.7-129	WG810063
Dibromofluoromethane				94.80	76.3-123	WG810063
Toluene-d8				101.0	88.7-115	WG810063
Total Solids	%	50	50.0	100.	85-115	WG810144
Diesel Range Organics (DRO)	mg/kg	30	18.4	61.4	50-150	WG810015
Residual Range Organics (RRO)	mg/kg	30	15.6	52.0	50-150	WG810015
o-Terphenyl				61.10	50-150	WG810015

* Performance of this Analyte is outside of established criteria.

For additional information, please see Attachment A 'List of Analytes with QC Qualifiers.'



YOUR LAB OF CHOICE

Jeld-Wen
Chris Kramer (SLR)
1800 Blankenship Road, Suite 440
West Linn, OR 97068

Quality Assurance Report
Level II
L783349

12065 Lebanon Rd.
Mt. Juliet, TN 37122
(615) 758-5858
1-800-767-5859
Fax (615) 758-5859

Tax I.D. 62-0814289

Est. 1970

August 21, 2015

Analyte	Units	Laboratory Control Sample		% Rec	Limit	Batch
		Known Val	Result			
Gasoline Range Organics-NWTPH a,a,a-Trifluorotoluene(FID)	mg/kg	5.5	5.11	92.9	62.2-127	WG810096
				94.30	59-128	WG810096
Benzo(a)anthracene	mg/kg	.08	0.0645	80.6	46.7-125	WG810254
Benzo(a)pyrene	mg/kg	.08	0.0618	77.2	42.3-119	WG810254
Benzo(b)fluoranthene	mg/kg	.08	0.0629	78.7	43.6-124	WG810254
Benzo(k)fluoranthene	mg/kg	.08	0.0641	80.2	46.1-131	WG810254
Chrysene	mg/kg	.08	0.0650	81.2	49.5-131	WG810254
Dibenz(a,h)anthracene	mg/kg	.08	0.0656	82.0	44.8-133	WG810254
Indeno(1,2,3-cd)pyrene	mg/kg	.08	0.0673	84.1	46.1-135	WG810254
2-Fluorobiphenyl				92.80	40.6-122	WG810254
Nitrobenzene-d5				92.10	22.1-146	WG810254
p-Terphenyl-d14				84.10	32.2-131	WG810254

Analyte	Units	Laboratory Control Sample Duplicate			Limit	RPD	Limit	Batch
		Result	Ref	%Rec				
1,2,4-Trimethylbenzene	mg/kg	0.0268	0.0263	107.	77.1-124	1.85	20	WG810063
Benzene	mg/kg	0.0253	0.0253	101.	72.6-120	0.210	20	WG810063
Ethylbenzene	mg/kg	0.0266	0.0269	106.	78.6-124	1.02	20	WG810063
Naphthalene	mg/kg	0.0349	0.0339	139*	69.9-132	2.67	20	WG810063
Toluene	mg/kg	0.0258	0.0260	103.	76.7-116	0.750	20	WG810063
Xylenes, Total	mg/kg	0.0825	0.0818	110.	78.1-123	0.860	20	WG810063
4-Bromofluorobenzene				101.0	69.7-129			WG810063
Dibromofluoromethane				95.50	76.3-123			WG810063
Toluene-d8				101.0	88.7-115			WG810063
Diesel Range Organics (DRO)	mg/kg	21.0	18.4	70.0	50-150	13.3	20	WG810015
Residual Range Organics (RRO)	mg/kg	17.4	15.6	58.0	50-150	11.1	20	WG810015
o-Terphenyl				67.00	50-150			WG810015
Gasoline Range Organics-NWTPH a,a,a-Trifluorotoluene(FID)	mg/kg	4.73	5.11	86.0	62.2-127	7.73	20	WG810096
				93.90	59-128			WG810096
Benzo(a)anthracene	mg/kg	0.0657	0.0645	82.0	46.7-125	1.85	20	WG810254
Benzo(a)pyrene	mg/kg	0.0638	0.0618	80.0	42.3-119	3.22	20	WG810254
Benzo(b)fluoranthene	mg/kg	0.0642	0.0629	80.0	43.6-124	2.05	20	WG810254
Benzo(k)fluoranthene	mg/kg	0.0670	0.0641	84.0	46.1-131	4.41	20	WG810254
Chrysene	mg/kg	0.0664	0.0650	83.0	49.5-131	2.21	20	WG810254
Dibenz(a,h)anthracene	mg/kg	0.0679	0.0656	85.0	44.8-133	3.40	20	WG810254
Indeno(1,2,3-cd)pyrene	mg/kg	0.0698	0.0673	87.0	46.1-135	3.71	20	WG810254
2-Fluorobiphenyl				93.50	40.6-122			WG810254
Nitrobenzene-d5				91.80	22.1-146			WG810254
p-Terphenyl-d14				86.40	32.2-131			WG810254

Analyte	Units	Matrix Spike			% Rec	Limit	Ref Samp	Batch
		MS Res	Ref Res	TV				
1,2,4-Trimethylbenzene	mg/kg	0.137	0.00569	.025	105.	32.9-139	L783169-15	WG810063
Benzene	mg/kg	0.130	0.00	.025	104.	47.8-131	L783169-15	WG810063
Ethylbenzene	mg/kg	0.132	0.00	.025	106.	44.8-135	L783169-15	WG810063
Naphthalene	mg/kg	0.165	0.00213	.025	130.	18.4-145	L783169-15	WG810063
Toluene	mg/kg	0.126	0.000527	.025	100.	47.8-127	L783169-15	WG810063
Xylenes, Total	mg/kg	0.397	0.000332	.075	106.	42.7-135	L783169-15	WG810063
4-Bromofluorobenzene					105.0	69.7-129		WG810063

* Performance of this Analyte is outside of established criteria.

For additional information, please see Attachment A 'List of Analytes with QC Qualifiers.'



YOUR LAB OF CHOICE

Jeld-Wen
Chris Kramer (SLR)
1800 Blankenship Road, Suite 440

West Linn, OR 97068

Quality Assurance Report
Level II

L783349

12065 Lebanon Rd.
Mt. Juliet, TN 37122
(615) 758-5858
1-800-767-5859
Fax (615) 758-5859

Tax I.D. 62-0814289

Est. 1970

August 21, 2015

Analyte	Units	MS Res	Matrix Spike		% Rec	Limit	Ref Samp	Batch
			Ref Res	TV				
Dibromofluoromethane					98.80	76.3-123		
Toluene-d8					101.0	88.7-115		
Diesel Range Organics (DRO)	mg/kg	23.4	0.0757	30	77.8	50-150	L782681-03	WG810015
Residual Range Organics (RRO)	mg/kg	18.5	0.00	30	61.8	50-150	L782681-03	WG810015
o-Terphenyl					76.90	50-150		WG810015
Gasoline Range Organics-NWTPH	mg/kg	13.8	0.149	5.5	49.8	20.5-134	L783322-01	WG810096
a,a,a-Trifluorotoluene(FID)					83.50	59-128		WG810096

Analyte	Units	MSD	Matrix Spike Duplicate		Limit	RPD	Limit	Ref Samp	Batch
			Ref	%Rec					
1,2,4-Trimethylbenzene	mg/kg	0.128	0.137	98.0	32.9-139	6.31	30.6	L783169-15	WG810063
Benzene	mg/kg	0.126	0.130	101.	47.8-131	3.16	22.8	L783169-15	WG810063
Ethylbenzene	mg/kg	0.128	0.132	102.	44.8-135	3.38	26.9	L783169-15	WG810063
Naphthalene	mg/kg	0.168	0.165	133.	18.4-145	2.01	34	L783169-15	WG810063
Toluene	mg/kg	0.122	0.126	97.4	47.8-127	2.85	24.3	L783169-15	WG810063
Xylenes, Total	mg/kg	0.389	0.397	104.	42.7-135	2.01	26.6	L783169-15	WG810063
4-Bromofluorobenzene				104.0	69.7-129				WG810063
Dibromofluoromethane				96.90	76.3-123				WG810063
Toluene-d8				99.10	88.7-115				WG810063
Diesel Range Organics (DRO)	mg/kg	23.9	23.4	79.4	50-150	2.03	20	L782681-03	WG810015
Residual Range Organics (RRO)	mg/kg	21.0	18.5	69.8	50-150	12.3	20	L782681-03	WG810015
o-Terphenyl				80.30	50-150				WG810015
Gasoline Range Organics-NWTPH	mg/kg	12.4	13.8	44.5	20.5-134	11.0	23.8	L783322-01	WG810096
a,a,a-Trifluorotoluene(FID)				83.30	59-128				WG810096

Batch number /Run number / Sample number cross reference

WG810063: R3064182: L783349-01 02 03 04
 WG810144: R3064787: L783349-01 02 03 04
 WG810015: R3064816: L783349-01 02 03 04
 WG810096: R3064980: L783349-01 02 03 04
 WG810254: R3065083: L783349-01 02 03 04

* * Calculations are performed prior to rounding of reported values.
 * Performance of this Analyte is outside of established criteria.
 For additional information, please see Attachment A 'List of Analytes with QC Qualifiers.'



YOUR LAB OF CHOICE

Jeld-Wen
Chris Kramer (SLR)
1800 Blankenship Road, Suite 440

West Linn, OR 97068

Quality Assurance Report
Level II

L783349

12065 Lebanon Rd.
Mt. Juliet, TN 37122
(615) 758-5858
1-800-767-5859
Fax (615) 758-5859

Tax I.D. 62-0814289

Est. 1970

August 21, 2015

The data package includes a summary of the analytic results of the quality control samples required by the SW-846 or CWA methods. The quality control samples include a method blank, a laboratory control sample, and the matrix spike/matrix spike duplicate analysis. If a target parameter is outside the method limits, every sample that is effected is flagged with the appropriate qualifier in Appendix B of the analytic report.

Method Blank - an aliquot of reagent water carried through the entire analytic process. The method blank results indicate if any possible contamination exposure during the sample handling, digestion or extraction process, and analysis. Concentrations of target analytes above the reporting limit in the method blank are qualified with the "B" qualifier.

Laboratory Control Sample - is a sample of known concentration that is carried through the digestion/extraction and analysis process. The percent recovery, expressed as a percentage of the theoretical concentration, has statistical control limits indicating that the analytic process is "in control". If a target analyte is outside the control limits for the laboratory control sample or any other control sample, the parameter is flagged with a "J4" qualifier for all effected samples.

Matrix Spike and Matrix Spike Duplicate - is two aliquots of an environmental sample that is spiked with known concentrations of target analytes. The percent recovery of the target analytes also has statistical control limits. If any recoveries that are outside the method control limits, the sample that was selected for matrix spike/matrix spike duplicate analysis is flagged with either a "J5" or a "J6". The relative percent difference (%RPD) between the matrix spike and the matrix spike duplicate recoveries is all calculated. If the RPD is above the method limit, the effected samples are flagged with a "J3" qualifier.



12065 Lebanon Rd.
Mt. Juliet, TN 37122
(615) 758-5858
1-800-767-5859
Fax (615) 758-5859

Tax I.D. 62-0814289

Est. 1970

Chris Kramer (SLR)
Jeld-Wen
1800 Blankenship Road, Suite 440
West Linn, OR 97068

Report Summary

Wednesday July 29, 2015

Report Number: L778542

Samples Received: 07/23/15

Client Project: 108.0228.00037

Description: Nord Door Project - Everett, WA

The analytical results in this report are based upon information supplied by you, the client, and are for your exclusive use. If you have any questions regarding this data package, please do not hesitate to call.

Entire Report Reviewed By:


Jared Willis, ESC Representative

Laboratory Certification Numbers

A2LA - 1461-01, AIHA - 100789, AL - 40660, CA - 01157CA, CT - PH-0197,
FL - E87487, GA - 923, IN - C-IN-01, KY - 90010, KYUST - 0016,
NC - ENV375/DW21704/BIO041, ND - R-140, NJ - TN002, NJ NELAP - TN002,
SC - 84004, TN - 2006, VA - 460132, WV - 233, AZ - 0612,
MN - 047-999-395, NY - 11742, WI - 998093910, NV - TN000032011-1,
TX - T104704245-11-3, OK - 9915, PA - 68-02979, IA Lab #364, EPA - TN002

Accreditation is only applicable to the test methods specified on each scope of accreditation held by ESC Lab Sciences.

This report may not be reproduced, except in full, without written approval from ESC Lab Sciences. Where applicable, sampling conducted by ESC is performed per guidance provided in laboratory standard operating procedures: 060302, 060303, and 060304.



12065 Lebanon Rd.
 Mt. Juliet, TN 37122
 (615) 758-5858
 1-800-767-5859
 Fax (615) 758-5859

Tax I.D. 62-0814289

Est. 1970

REPORT OF ANALYSIS

Chris Kramer (SLR)
 Jeld-Wen
 1800 Blankenship Road, Suite 440
 West Linn, OR 97068

July 29, 2015

Date Received : July 23, 2015
 Description : Nord Door Project - Everett, WA

ESC Sample # : L778542-01

Sample ID : GP-703-P-W

Site ID : EVERETT, WA

Collected By :
 Collection Date : 07/21/15 15:52

Project # : 108.0228.00037

Parameter	Result	MDL	RDL	Units	Qualifier	Method	Date	Dil.
Gasoline Range Organics-NWTPH	U	32.	100	ug/l		NWTPHGX	07/26/15	1
Surrogate Recovery								
a,a,a-Trifluorotoluene(FID)	99.2			% Rec.		NWTPHGX	07/26/15	1
Volatile Organics								
Benzene	U	0.090	0.50	ug/l		8260B	07/26/15	1
Toluene	U	0.10	0.50	ug/l		8260B	07/26/15	1
Ethylbenzene	U	0.16	0.50	ug/l		8260B	07/26/15	1
Xylenes, Total	0.34	0.32	1.5	ug/l	J	8260B	07/26/15	1
Naphthalene	140	0.17	0.50	ug/l	B	8260B	07/26/15	1
1,2,4-Trimethylbenzene	0.36	0.12	0.50	ug/l	J	8260B	07/26/15	1
Surrogate Recovery								
Toluene-d8	102.			% Rec.		8260B	07/26/15	1
Dibromofluoromethane	87.5			% Rec.		8260B	07/26/15	1
4-Bromofluorobenzene	93.3			% Rec.		8260B	07/26/15	1
Diesel Range Organics (DRO)								
Residual Range Organics (RRO)	770	33.	100	ug/l		NWTPHDX	07/27/15	1
Surrogate Recovery	170	82.	250	ug/l	J	NWTPHDX	07/27/15	1
o-Terphenyl	101.			% Rec.		NWTPHDX	07/27/15	1
Polynuclear Aromatic Hydrocarbons								
Benzo(a)anthracene	1.1	0.0041	0.050	ug/l		8270C-S	07/27/15	1
Benzo(a)pyrene	0.38	0.012	0.050	ug/l		8270C-S	07/27/15	1
Benzo(b)fluoranthene	0.51	0.0021	0.050	ug/l		8270C-S	07/27/15	1
Benzo(k)fluoranthene	0.21	0.014	0.050	ug/l		8270C-S	07/27/15	1
Chrysene	0.95	0.011	0.050	ug/l		8270C-S	07/27/15	1
Dibenz(a,h)anthracene	U	0.0040	0.050	ug/l		8270C-S	07/27/15	1
Indeno(1,2,3-cd)pyrene	0.078	0.015	0.050	ug/l		8270C-S	07/27/15	1
Surrogate Recovery								
Nitrobenzene-d5	97.6			% Rec.		8270C-S	07/27/15	1
2-Fluorobiphenyl	76.0			% Rec.		8270C-S	07/27/15	1
p-Terphenyl-d14	60.4			% Rec.		8270C-S	07/27/15	1

U = ND (Not Detected)

RDL = Reported Detection Limit = LOQ = PQL = EQL = TRRP MQL

MDL = Minimum Detection Limit = LOD = TRRP SDL

Note:

The reported analytical results relate only to the sample submitted.

This report shall not be reproduced, except in full, without the written approval from ESC.

Reported: 07/29/15 11:06 Printed: 07/29/15 11:06



12065 Lebanon Rd.
 Mt. Juliet, TN 37122
 (615) 758-5858
 1-800-767-5859
 Fax (615) 758-5859

Tax I.D. 62-0814289

Est. 1970

REPORT OF ANALYSIS

Chris Kramer (SLR)
 Jeld-Wen
 1800 Blankenship Road, Suite 440
 West Linn, OR 97068

July 29, 2015

Date Received : July 23, 2015
 Description : Nord Door Project - Everett, WA

ESC Sample # : L778542-02

Sample ID : GP-704-P-W

Site ID : EVERETT, WA

Collected By :
 Collection Date : 07/21/15 13:00

Project # : 108.0228.00037

Parameter	Result	MDL	RDL	Units	Qualifier	Method	Date	Dil.
Gasoline Range Organics-NWTPH	1900	32.	100	ug/l		NWTPHGX	07/27/15	1
Surrogate Recovery								
a,a,a-Trifluorotoluene(FID)	101.			% Rec.		NWTPHGX	07/27/15	1
Volatile Organics								
Benzene	9.9	0.45	2.5	ug/l		8260B	07/26/15	5
Toluene	56.	0.51	2.5	ug/l		8260B	07/26/15	5
Ethylbenzene	68.	0.79	2.5	ug/l		8260B	07/26/15	5
Xylenes, Total	110	1.6	7.5	ug/l		8260B	07/26/15	5
Naphthalene	6900	17.	50.	ug/l	B	8260B	07/28/15	100
1,2,4-Trimethylbenzene	37.	0.62	2.5	ug/l		8260B	07/26/15	5
Surrogate Recovery								
Toluene-d8	102.			% Rec.		8260B	07/26/15	1
Dibromofluoromethane	88.3			% Rec.		8260B	07/26/15	1
4-Bromofluorobenzene	95.7			% Rec.		8260B	07/26/15	1
Diesel Range Organics (DRO)	14000	660	2000	ug/l		NWTPHDX	07/27/15	20
Residual Range Organics (RRO)	U	1600	5000	ug/l		NWTPHDX	07/27/15	20
Surrogate Recovery								
o-Terphenyl	78.9			% Rec.	J7	NWTPHDX	07/27/15	20
Polynuclear Aromatic Hydrocarbons								
Benzo(a)anthracene	3.1	0.0082	0.10	ug/l		8270C-S	07/27/15	2
Benzo(a)pyrene	1.6	0.023	0.10	ug/l		8270C-S	07/27/15	2
Benzo(b)fluoranthene	2.0	0.0042	0.10	ug/l		8270C-S	07/27/15	2
Benzo(k)fluoranthene	0.79	0.027	0.10	ug/l		8270C-S	07/27/15	2
Chrysene	2.3	0.022	0.10	ug/l		8270C-S	07/27/15	2
Dibenz(a,h)anthracene	U	0.0079	0.10	ug/l		8270C-S	07/27/15	2
Indeno(1,2,3-cd)pyrene	0.44	0.030	0.10	ug/l		8270C-S	07/27/15	2
Surrogate Recovery								
Nitrobenzene-d5	49.8			% Rec.		8270C-S	07/27/15	2
2-Fluorobiphenyl	50.5			% Rec.	J2	8270C-S	07/27/15	2
p-Terphenyl-d14	81.6			% Rec.		8270C-S	07/27/15	2

U = ND (Not Detected)

RDL = Reported Detection Limit = LOQ = PQL = EQL = TRRP MQL

MDL = Minimum Detection Limit = LOD = TRRP SDL

Note:

The reported analytical results relate only to the sample submitted.

This report shall not be reproduced, except in full, without the written approval from ESC.

Reported: 07/29/15 11:06 Printed: 07/29/15 11:06

Attachment A
List of Analytes with QC Qualifiers

Sample Number	Work Group	Sample Type	Analyte	Run ID	Qualifier
L778542-01	WG804204	SAMP	Residual Range Organics (RRO)	R3053110	J
	WG804895	SAMP	Xylenes, Total	R3053534	J
	WG804895	SAMP	Naphthalene	R3053534	B
	WG804895	SAMP	1,2,4-Trimethylbenzene	R3053534	J
L778542-02	WG804204	SAMP	o-Terphenyl	R3053110	J7
	WG805422	SAMP	Naphthalene	R3053980	B
	WG804969	SAMP	2-Fluorobiphenyl	R3053475	J2

Attachment B
Explanation of QC Qualifier Codes

Qualifier	Meaning
B	(EPA) - The indicated compound was found in the associated method blank as well as the laboratory sample.
J	(EPA) - Estimated value below the lowest calibration point. Confidence correlates with concentration.
J2	Surrogate recovery limits have been exceeded; values are outside lower control limits
J7	Surrogate recovery cannot be used for control limit evaluation due to dilution.

Qualifier Report Information

ESC utilizes sample and result qualifiers as set forth by the EPA Contract Laboratory Program and as required by most certifying bodies including NELAC. In addition to the EPA qualifiers adopted by ESC, we have implemented ESC qualifiers to provide more information pertaining to our analytical results. Each qualifier is designated in the qualifier explanation as either EPA or ESC. Data qualifiers are intended to provide the ESC client with more detailed information concerning the potential bias of reported data. Because of the wide range of constituents and variety of matrices incorporated by most EPA methods, it is common for some compounds to fall outside of established ranges. These exceptions are evaluated and all reported data is valid and useable "unless qualified as 'R' (Rejected)."

Definitions

- Accuracy - The relationship of the observed value of a known sample to the true value of a known sample. Represented by percent recovery and relevant to samples such as: control samples, matrix spike recoveries, surrogate recoveries, etc.
- Precision - The agreement between a set of samples or between duplicate samples. Relates to how close together the results are and is represented by Relative Percent Difference.
- Surrogate - Organic compounds that are similar in chemical composition, extraction, and chromatography to analytes of interest. The surrogates are used to determine the probable response of the group of analytes that are chemically related to the surrogate compound. Surrogates are added to the sample and carried through all stages of preparation and analyses.
- TIC - Tentatively Identified Compound: Compounds detected in samples that are not target compounds, internal standards, system monitoring compounds, or surrogates.



YOUR LAB OF CHOICE

Jeld-Wen
Chris Kramer (SLR)
1800 Blankenship Road, Suite 440

West Linn, OR 97068

Quality Assurance Report
Level II

L778542

12065 Lebanon Rd.
Mt. Juliet, TN 37122
(615) 758-5858
1-800-767-5859
Fax (615) 758-5859

Tax I.D. 62-0814289

Est. 1970

July 29, 2015

Analyte	Result	Laboratory Blank		Limit	Batch	Date Analyzed
		Units	% Rec			
Diesel Range Organics (DRO)	< .1	mg/l			WG804204	07/24/15 10:38
Residual Range Organics (RRO)	< .25	mg/l			WG804204	07/24/15 10:38
o-Terphenyl		% Rec.	115.0	70-130	WG804204	07/24/15 10:38
Gasoline Range Organics-NWTPH	< .1	mg/l			WG804927	07/26/15 15:04
a,a,a-Trifluorotoluene(FID)		% Rec.	99.90	62-128	WG804927	07/26/15 15:04
Benzo(a)anthracene	< .00005	mg/l			WG804969	07/27/15 12:04
Benzo(a)pyrene	< .00005	mg/l			WG804969	07/27/15 12:04
Benzo(b)fluoranthene	< .00005	mg/l			WG804969	07/27/15 12:04
Benzo(k)fluoranthene	< .00005	mg/l			WG804969	07/27/15 12:04
Chrysene	< .00005	mg/l			WG804969	07/27/15 12:04
Dibenz(a,h)anthracene	< .00005	mg/l			WG804969	07/27/15 12:04
Indeno(1,2,3-cd)pyrene	< .00005	mg/l			WG804969	07/27/15 12:04
2-Fluorobiphenyl		% Rec.	97.50	57.7-153	WG804969	07/27/15 12:04
Nitrobenzene-d5		% Rec.	99.00	45.1-170	WG804969	07/27/15 12:04
p-Terphenyl-d14		% Rec.	93.30	53.2-156	WG804969	07/27/15 12:04
1,2,4-Trimethylbenzene	< .001	mg/l			WG804895	07/26/15 15:02
Benzene	< .001	mg/l			WG804895	07/26/15 15:02
Ethylbenzene	< .001	mg/l			WG804895	07/26/15 15:02
Naphthalene	< .005	mg/l			WG804895	07/26/15 15:02
Toluene	< .005	mg/l			WG804895	07/26/15 15:02
Xylenes, Total	< .003	mg/l			WG804895	07/26/15 15:02
4-Bromofluorobenzene		% Rec.	92.30	80.1-120	WG804895	07/26/15 15:02
Dibromofluoromethane		% Rec.	85.80	79-121	WG804895	07/26/15 15:02
Toluene-d8		% Rec.	100.0	90-115	WG804895	07/26/15 15:02
Naphthalene	< .005	mg/l			WG805422	07/28/15 14:04
4-Bromofluorobenzene		% Rec.	93.10	80.1-120	WG805422	07/28/15 14:04
Dibromofluoromethane		% Rec.	87.60	79-121	WG805422	07/28/15 14:04
Toluene-d8		% Rec.	101.0	90-115	WG805422	07/28/15 14:04

Analyte	Units	Laboratory Control Sample		% Rec	Limit	Batch
		Known Val	Result			
Diesel Range Organics (DRO)	mg/l	.75	0.928	124.	50-150	WG804204
Residual Range Organics (RRO)	mg/l	.75	0.878	117.	50-150	WG804204
o-Terphenyl				118.0	70-130	WG804204
Gasoline Range Organics-NWTPH	mg/l	5.5	5.01	91.1	66-123	WG804927
a,a,a-Trifluorotoluene(FID)				98.10	62-128	WG804927
Benzo(a)anthracene	mg/l	.002	0.00193	96.7	63.1-147	WG804969
Benzo(a)pyrene	mg/l	.002	0.00189	94.3	62.2-150	WG804969
Benzo(b)fluoranthene	mg/l	.002	0.00181	90.4	58.4-148	WG804969
Benzo(k)fluoranthene	mg/l	.002	0.00191	95.6	60.5-154	WG804969
Chrysene	mg/l	.002	0.00196	98.1	64.8-155	WG804969
Dibenz(a,h)anthracene	mg/l	.002	0.00175	87.7	53.5-153	WG804969
Indeno(1,2,3-cd)pyrene	mg/l	.002	0.00178	89.2	57-155	WG804969
2-Fluorobiphenyl				95.00	57.7-153	WG804969
Nitrobenzene-d5				101.0	45.1-170	WG804969
p-Terphenyl-d14				84.10	53.2-156	WG804969

* Performance of this Analyte is outside of established criteria.

For additional information, please see Attachment A 'List of Analytes with QC Qualifiers.'



YOUR LAB OF CHOICE

Jeld-Wen
Chris Kramer (SLR)
1800 Blankenship Road, Suite 440

West Linn, OR 97068

Quality Assurance Report
Level II

L778542

12065 Lebanon Rd.
Mt. Juliet, TN 37122
(615) 758-5858
1-800-767-5859
Fax (615) 758-5859

Tax I.D. 62-0814289

Est. 1970

July 29, 2015

Analyte	Units	Laboratory Control Sample		% Rec	Limit	Batch
		Known Val	Result			
1,2,4-Trimethylbenzene	mg/l	.025	0.0246	98.6	79-122	WG804895
Benzene	mg/l	.025	0.0249	99.6	73-122	WG804895
Ethylbenzene	mg/l	.025	0.0259	104.	80.9-121	WG804895
Naphthalene	mg/l	.025	0.0186	74.6	69.7-134	WG804895
Toluene	mg/l	.025	0.0249	99.8	77.9-116	WG804895
Xylenes, Total	mg/l	.075	0.0776	104.	79.2-122	WG804895
4-Bromofluorobenzene				92.70	80.1-120	WG804895
Dibromofluoromethane				87.00	79-121	WG804895
Toluene-d8				102.0	90-115	WG804895
Naphthalene	mg/l	.025	0.0189	75.8	69.7-134	WG805422
4-Bromofluorobenzene				90.30	80.1-120	WG805422
Dibromofluoromethane				88.10	79-121	WG805422
Toluene-d8				102.0	90-115	WG805422

Analyte	Units	Laboratory Control Sample Duplicate			Limit	RPD	Limit	Batch
		Result	Ref	%Rec				
Diesel Range Organics (DRO)	mg/l	0.936	0.928	125.	50-150	0.860	20	WG804204
Residual Range Organics (RRO)	mg/l	0.888	0.878	118.	50-150	1.15	20	WG804204
o-Terphenyl				114.0	70-130			WG804204
Gasoline Range Organics-NWTPH	mg/l	5.79	5.01	105.	66-123	14.4	20	WG804927
a,a,a-Trifluorotoluene(FID)				96.70	62-128			WG804927
Benzo(a)anthracene	mg/l	0.00195	0.00193	97.0	63.1-147	0.550	20	WG804969
Benzo(a)pyrene	mg/l	0.00192	0.00189	96.0	62.2-150	1.99	20	WG804969
Benzo(b)fluoranthene	mg/l	0.00180	0.00181	90.0	58.4-148	0.690	20	WG804969
Benzo(k)fluoranthene	mg/l	0.00201	0.00191	100.	60.5-154	4.73	20	WG804969
Chrysene	mg/l	0.00197	0.00196	99.0	64.8-155	0.650	20	WG804969
Dibenz(a,h)anthracene	mg/l	0.00181	0.00175	91.0	53.5-153	3.38	20	WG804969
Indeno(1,2,3-cd)pyrene	mg/l	0.00184	0.00178	92.0	57-155	3.11	20	WG804969
2-Fluorobiphenyl				93.70	57.7-153			WG804969
Nitrobenzene-d5				106.0	45.1-170			WG804969
p-Terphenyl-d14				84.70	53.2-156			WG804969
1,2,4-Trimethylbenzene	mg/l	0.0234	0.0246	94.0	79-122	5.10	20	WG804895
Benzene	mg/l	0.0239	0.0249	96.0	73-122	4.05	20	WG804895
Ethylbenzene	mg/l	0.0249	0.0259	100.	80.9-121	3.87	20	WG804895
Naphthalene	mg/l	0.0186	0.0186	74.0	69.7-134	0.500	20	WG804895
Toluene	mg/l	0.0242	0.0249	97.0	77.9-116	3.09	20	WG804895
Xylenes, Total	mg/l	0.0749	0.0776	100.	79.2-122	3.55	20	WG804895
4-Bromofluorobenzene				91.20	80.1-120			WG804895
Dibromofluoromethane				87.40	79-121			WG804895
Toluene-d8				102.0	90-115			WG804895
Naphthalene	mg/l	0.0190	0.0189	76.0	69.7-134	0.360	20	WG805422
4-Bromofluorobenzene				91.90	80.1-120			WG805422
Dibromofluoromethane				87.70	79-121			WG805422
Toluene-d8				102.0	90-115			WG805422

* Performance of this Analyte is outside of established criteria.
For additional information, please see Attachment A 'List of Analytes with QC Qualifiers.'



YOUR LAB OF CHOICE

Jeld-Wen
 Chris Kramer (SLR)
 1800 Blankenship Road, Suite 440
 West Linn, OR 97068

Quality Assurance Report
 Level II
 L778542

12065 Lebanon Rd.
 Mt. Juliet, TN 37122
 (615) 758-5858
 1-800-767-5859
 Fax (615) 758-5859

Tax I.D. 62-0814289

Est. 1970

July 29, 2015

Analyte	Units	MS Res	Matrix Spike		% Rec	Limit	Ref Samp	Batch
			Ref Res	TV				
Gasoline Range Organics-NWTPH a,a,a-Trifluorotoluene(FID)	mg/l	5.87	0.0	5.5	110. 95.90	47.5-136 62-128	L778047-06	WG804927 WG804927
1,2,4-Trimethylbenzene	mg/l	0.0234	0.000357	.025	92.0	60.5-137	L778542-01	WG804895
Benzene	mg/l	0.0228	0.0	.025	91.0	58.6-133	L778542-01	WG804895
Ethylbenzene	mg/l	0.0246	0.0	.025	98.0	62.7-136	L778542-01	WG804895
Naphthalene	mg/l	0.167	0.140	.025	110.	61.8-143	L778542-01	WG804895
Toluene	mg/l	0.0232	0.0	.025	93.0	67.8-124	L778542-01	WG804895
Xylenes, Total	mg/l	0.0726	0.000338	.075	96.0	65.6-133	L778542-01	WG804895
4-Bromofluorobenzene					92.90	80.1-120		WG804895
Dibromofluoromethane					87.80	79-121		WG804895
Toluene-d8					101.0	90-115		WG804895
Naphthalene	mg/l	0.0383	0.0246	.025	55.0*	61.8-143	L778186-05	WG805422
4-Bromofluorobenzene					90.60	80.1-120		WG805422
Dibromofluoromethane					88.10	79-121		WG805422
Toluene-d8					101.0	90-115		WG805422

Analyte	Units	MSD	Matrix Spike Duplicate		Limit	RPD	Limit	Ref Samp	Batch
			Ref	%Rec					
Gasoline Range Organics-NWTPH a,a,a-Trifluorotoluene(FID)	mg/l	6.16	5.87	112. 95.40	47.5-136 62-128	4.81	20	L778047-06	WG804927 WG804927
1,2,4-Trimethylbenzene	mg/l	0.0245	0.0234	96.6	60.5-137	4.83	20	L778542-01	WG804895
Benzene	mg/l	0.0243	0.0228	97.1	58.6-133	6.04	20	L778542-01	WG804895
Ethylbenzene	mg/l	0.0258	0.0246	103.	62.7-136	4.67	20	L778542-01	WG804895
Naphthalene	mg/l	0.157	0.167	65.7	61.8-143	6.42	20	L778542-01	WG804895
Toluene	mg/l	0.0248	0.0232	99.2	67.8-124	6.47	20	L778542-01	WG804895
Xylenes, Total	mg/l	0.0770	0.0726	102.	65.6-133	5.85	20	L778542-01	WG804895
4-Bromofluorobenzene				93.50	80.1-120				WG804895
Dibromofluoromethane				86.70	79-121				WG804895
Toluene-d8				102.0	90-115				WG804895
Naphthalene	mg/l	0.0445	0.0383	79.6	61.8-143	14.9	20	L778186-05	WG805422
4-Bromofluorobenzene				92.00	80.1-120				WG805422
Dibromofluoromethane				87.00	79-121				WG805422
Toluene-d8				103.0	90-115				WG805422

Batch number /Run number / Sample number cross reference

WG804204: R3053101 R3053110 R3053876: L778542-01 02
 WG804927: R3053472: L778542-01 02
 WG804969: R3053475 R3054043: L778542-01 02
 WG804895: R3053534: L778542-01 02
 WG805422: R3053980: L778542-02

* * Calculations are performed prior to rounding of reported values.
 * Performance of this Analyte is outside of established criteria.
 For additional information, please see Attachment A 'List of Analytes with QC Qualifiers.'



YOUR LAB OF CHOICE

Jeld-Wen
Chris Kramer (SLR)
1800 Blankenship Road, Suite 440

West Linn, OR 97068

Quality Assurance Report
Level II

L778542

12065 Lebanon Rd.
Mt. Juliet, TN 37122
(615) 758-5858
1-800-767-5859
Fax (615) 758-5859

Tax I.D. 62-0814289

Est. 1970

July 29, 2015

The data package includes a summary of the analytic results of the quality control samples required by the SW-846 or CWA methods. The quality control samples include a method blank, a laboratory control sample, and the matrix spike/matrix spike duplicate analysis. If a target parameter is outside the method limits, every sample that is effected is flagged with the appropriate qualifier in Appendix B of the analytic report.

Method Blank - an aliquot of reagent water carried through the entire analytic process. The method blank results indicate if any possible contamination exposure during the sample handling, digestion or extraction process, and analysis. Concentrations of target analytes above the reporting limit in the method blank are qualified with the "B" qualifier.

Laboratory Control Sample - is a sample of known concentration that is carried through the digestion/extraction and analysis process. The percent recovery, expressed as a percentage of the theoretical concentration, has statistical control limits indicating that the analytic process is "in control". If a target analyte is outside the control limits for the laboratory control sample or any other control sample, the parameter is flagged with a "J4" qualifier for all effected samples.

Matrix Spike and Matrix Spike Duplicate - is two aliquots of an environmental sample that is spiked with known concentrations of target analytes. The percent recovery of the target analytes also has statistical control limits. If any recoveries that are outside the method control limits, the sample that was selected for matrix spike/matrix spike duplicate analysis is flagged with either a "J5" or a "J6". The relative percent difference (%RPD) between the matrix spike and the matrix spike duplicate recoveries is all calculated. If the RPD is above the method limit, the effected samples are flagged with a "J3" qualifier.

SLR QUARTERLY GROUNDWATER MONITORING WELL SAMPLING (2015-2020)

SLR International Corp. - West Linn, OR

Sample Delivery Group: L788121
Samples Received: 09/11/2015
Project Number: 108.00228.00048
Description: E.A. Nord (Jeld-Wen)
Site: EVERETT, WA
Report To: Chris Kramer
1800 Blankenship Road, Suite 440
West Linn, OR 97068










Entire Report Reviewed By:



Jarred Willis
Technical Service Representative

Results relate only to the items tested or calibrated and are reported as rounded values. This test report shall not be reproduced, except in full, without written approval of the laboratory. Where applicable, sampling conducted by ESC is performed per guidance provided in laboratory standard operating procedures: 060302, 060303, and 060304.



¹Cp: Cover Page	1	
²Tc: Table of Contents	2	
³Ss: Sample Summary	3	
⁴Cn: Case Narrative	6	
⁵Sr: Sample Results	7	
MW-1-GW L788121-01	7	
MW-2-GW L788121-02	8	
MW-4-GW L788121-03	9	
MW-5-GW L788121-04	10	
MW-6-GW L788121-05	11	
MW-7-GW L788121-06	12	
MW-8A-GW L788121-07	13	
MW-8B-GW L788121-08	14	
MW-9A-GW L788121-09	15	
MW-9B-GW L788121-10	16	
MW-10A-GW L788121-11	17	
MW-10B-GW L788121-12	18	
⁶Qc: Quality Control Summary	19	
Volatile Organic Compounds (GC) by Method NWTPHGX	19	
Volatile Organic Compounds (GC/MS) by Method 8260B	20	
Semi-Volatile Organic Compounds (GC) by Method NWTPHDX	23	
Semi Volatile Organic Compounds (GC/MS) by Method 8270C-SIM	24	
⁷Gl: Glossary of Terms	25	
⁸Al: Accreditations & Locations	26	
⁹Sc: Chain of Custody	27	

SAMPLE SUMMARY



MW-1-GW L788121-01 GW

Method	Batch	Dilution	Preparation date/time	Analysis date/time	Analysis Analyst
Semi Volatile Organic Compounds (GC/MS) by Method 8270C-SIM	WG814904	1	09/15/15 22:43	09/17/15 12:39	FMB
Semi-Volatile Organic Compounds (GC) by Method NWTPHDX	WG814876	1	09/15/15 23:51	09/17/15 01:28	JNS
Volatile Organic Compounds (GC) by Method NWTPHGX	WG815294	1	09/15/15 18:10	09/15/15 18:10	MCB
Volatile Organic Compounds (GC/MS) by Method 8260B	WG815245	1	09/16/15 02:51	09/16/15 02:51	KLO

Collected by PCL
 Collected date/time 09/09/15 12:40
 Received date/time 09/11/15 09:00

1
Cp

2
Tc

3
Ss

4
Cn

5
Sr

6
Qc

7
Gl

8
Al

9
Sc

MW-2-GW L788121-02 GW

Method	Batch	Dilution	Preparation date/time	Analysis date/time	Analysis Analyst
Semi Volatile Organic Compounds (GC/MS) by Method 8270C-SIM	WG814904	1	09/15/15 22:43	09/17/15 13:01	FMB
Semi-Volatile Organic Compounds (GC) by Method NWTPHDX	WG814876	1	09/15/15 23:51	09/17/15 01:47	JNS
Volatile Organic Compounds (GC) by Method NWTPHGX	WG815294	1	09/15/15 19:51	09/15/15 19:51	MCB
Volatile Organic Compounds (GC/MS) by Method 8260B	WG815245	1	09/16/15 03:31	09/16/15 03:31	KLO

Collected by PCL
 Collected date/time 09/10/15 10:35
 Received date/time 09/11/15 09:00

MW-4-GW L788121-03 GW

Method	Batch	Dilution	Preparation date/time	Analysis date/time	Analysis Analyst
Semi Volatile Organic Compounds (GC/MS) by Method 8270C-SIM	WG814904	1	09/15/15 22:43	09/17/15 13:22	FMB
Semi-Volatile Organic Compounds (GC) by Method NWTPHDX	WG814876	1	09/15/15 23:51	09/17/15 04:18	JNS
Volatile Organic Compounds (GC) by Method NWTPHGX	WG815294	1	09/15/15 20:16	09/15/15 20:16	MCB
Volatile Organic Compounds (GC/MS) by Method 8260B	WG815245	1	09/16/15 03:51	09/16/15 03:51	KLO

Collected by PCL
 Collected date/time 09/09/15 11:40
 Received date/time 09/11/15 09:00

MW-5-GW L788121-04 GW

Method	Batch	Dilution	Preparation date/time	Analysis date/time	Analysis Analyst
Semi Volatile Organic Compounds (GC/MS) by Method 8270C-SIM	WG814904	1	09/15/15 22:43	09/17/15 13:44	FMB
Semi-Volatile Organic Compounds (GC) by Method NWTPHDX	WG814876	1	09/15/15 23:51	09/17/15 04:36	JNS
Volatile Organic Compounds (GC) by Method NWTPHGX	WG815294	1	09/15/15 20:41	09/15/15 20:41	MCB
Volatile Organic Compounds (GC/MS) by Method 8260B	WG815245	1	09/16/15 04:11	09/16/15 04:11	KLO

Collected by PCL
 Collected date/time 09/09/15 15:45
 Received date/time 09/11/15 09:00

MW-6-GW L788121-05 GW

Method	Batch	Dilution	Preparation date/time	Analysis date/time	Analysis Analyst
Semi Volatile Organic Compounds (GC/MS) by Method 8270C-SIM	WG814904	1	09/15/15 22:43	09/17/15 14:05	FMB
Semi-Volatile Organic Compounds (GC) by Method NWTPHDX	WG814876	1	09/15/15 23:51	09/17/15 04:54	JNS
Volatile Organic Compounds (GC) by Method NWTPHGX	WG815294	1	09/15/15 21:06	09/15/15 21:06	MCB
Volatile Organic Compounds (GC/MS) by Method 8260B	WG815245	1	09/16/15 04:30	09/16/15 04:30	KLO
Volatile Organic Compounds (GC/MS) by Method 8260B	WG816176	1	09/19/15 12:55	09/19/15 12:55	KLO

Collected by PCL
 Collected date/time 09/09/15 14:45
 Received date/time 09/11/15 09:00

MW-7-GW L788121-06 GW

Method	Batch	Dilution	Preparation date/time	Analysis date/time	Analysis Analyst
Semi Volatile Organic Compounds (GC/MS) by Method 8270C-SIM	WG814904	1	09/15/15 22:43	09/17/15 14:27	FMB
Semi-Volatile Organic Compounds (GC) by Method NWTPHDX	WG814876	1	09/15/15 23:51	09/17/15 05:13	JNS
Volatile Organic Compounds (GC) by Method NWTPHGX	WG815294	1	09/15/15 21:31	09/15/15 21:31	MCB
Volatile Organic Compounds (GC/MS) by Method 8260B	WG815245	1	09/16/15 04:50	09/16/15 04:50	KLO
Volatile Organic Compounds (GC/MS) by Method 8260B	WG816176	1	09/19/15 13:15	09/19/15 13:15	KLO

Collected by PCL
 Collected date/time 09/09/15 13:45
 Received date/time 09/11/15 09:00

SAMPLE SUMMARY



MW-8A-GW L788121-07 GW

Method	Batch	Dilution	Preparation date/time	Analysis date/time	Analysis Analyst
Semi Volatile Organic Compounds (GC/MS) by Method 8270C-SIM	WG814904	50	09/15/15 22:43	09/18/15 17:41	FMB
Semi-Volatile Organic Compounds (GC) by Method NWTPHDX	WG814876	20	09/15/15 23:51	09/17/15 06:25	JNS
Volatile Organic Compounds (GC) by Method NWTPHGX	WG815294	1	09/15/15 21:56	09/15/15 21:56	MCB
Volatile Organic Compounds (GC/MS) by Method 8260B	WG815245	1	09/16/15 05:10	09/16/15 05:10	KLO
Volatile Organic Compounds (GC/MS) by Method 8260B	WG816176	100	09/19/15 13:34	09/19/15 13:34	KLO

Collected by PCL
Collected date/time 09/09/15 10:10
Received date/time 09/11/15 09:00

- 1 Cp
- 2 Tc
- 3 Ss
- 4 Cn
- 5 Sr
- 6 Qc
- 7 Gl
- 8 Al
- 9 Sc

MW-8B-GW L788121-08 GW

Method	Batch	Dilution	Preparation date/time	Analysis date/time	Analysis Analyst
Semi Volatile Organic Compounds (GC/MS) by Method 8270C-SIM	WG814904	100	09/15/15 22:43	09/18/15 18:03	FMB
Semi-Volatile Organic Compounds (GC) by Method NWTPHDX	WG814876	20	09/15/15 23:51	09/17/15 06:43	JNS
Volatile Organic Compounds (GC) by Method NWTPHGX	WG815294	1	09/15/15 22:21	09/15/15 22:21	MCB
Volatile Organic Compounds (GC/MS) by Method 8260B	WG815245	1	09/16/15 05:29	09/16/15 05:29	KLO
Volatile Organic Compounds (GC/MS) by Method 8260B	WG816176	100	09/19/15 13:54	09/19/15 13:54	KLO

Collected by PCL
Collected date/time 09/09/15 10:40
Received date/time 09/11/15 09:00

MW-9A-GW L788121-09 GW

Method	Batch	Dilution	Preparation date/time	Analysis date/time	Analysis Analyst
Semi Volatile Organic Compounds (GC/MS) by Method 8270C-SIM	WG814904	1	09/15/15 22:43	09/17/15 15:10	FMB
Semi-Volatile Organic Compounds (GC) by Method NWTPHDX	WG814876	1	09/15/15 23:51	09/17/15 05:31	JNS
Volatile Organic Compounds (GC) by Method NWTPHGX	WG815294	1	09/15/15 22:46	09/15/15 22:46	MCB
Volatile Organic Compounds (GC/MS) by Method 8260B	WG815245	1	09/16/15 05:49	09/16/15 05:49	KLO
Volatile Organic Compounds (GC/MS) by Method 8260B	WG816176	1	09/19/15 14:14	09/19/15 14:14	KLO

Collected by PCL
Collected date/time 09/10/15 13:40
Received date/time 09/11/15 09:00

MW-9B-GW L788121-10 GW

Method	Batch	Dilution	Preparation date/time	Analysis date/time	Analysis Analyst
Semi Volatile Organic Compounds (GC/MS) by Method 8270C-SIM	WG814904	1	09/15/15 22:43	09/17/15 15:32	FMB
Semi-Volatile Organic Compounds (GC) by Method NWTPHDX	WG814876	1	09/15/15 23:51	09/17/15 05:49	JNS
Volatile Organic Compounds (GC) by Method NWTPHGX	WG815294	1	09/15/15 23:11	09/15/15 23:11	MCB
Volatile Organic Compounds (GC/MS) by Method 8260B	WG815245	1	09/16/15 06:09	09/16/15 06:09	KLO
Volatile Organic Compounds (GC/MS) by Method 8260B	WG816176	1	09/19/15 14:34	09/19/15 14:34	KLO

Collected by PCL
Collected date/time 09/10/15 13:10
Received date/time 09/11/15 09:00

MW-10A-GW L788121-11 GW

Method	Batch	Dilution	Preparation date/time	Analysis date/time	Analysis Analyst
Semi Volatile Organic Compounds (GC/MS) by Method 8270C-SIM	WG814904	1	09/15/15 22:43	09/17/15 15:53	FMB
Semi-Volatile Organic Compounds (GC) by Method NWTPHDX	WG814876	20	09/15/15 23:51	09/17/15 07:02	JNS
Volatile Organic Compounds (GC) by Method NWTPHGX	WG815294	1	09/15/15 23:36	09/15/15 23:36	MCB
Volatile Organic Compounds (GC/MS) by Method 8260B	WG815245	1	09/16/15 06:28	09/16/15 06:28	KLO
Volatile Organic Compounds (GC/MS) by Method 8260B	WG816176	100	09/19/15 14:54	09/19/15 14:54	KLO

Collected by PCL
Collected date/time 09/10/15 12:15
Received date/time 09/11/15 09:00



MW-10B-GW L788121-12 GW

Collected by
PCL

Collected date/time
09/10/15 11:40

Received date/time
09/11/15 09:00

Method	Batch	Dilution	Preparation date/time	Analysis date/time	Analysis Analyst
Semi Volatile Organic Compounds (GC/MS) by Method 8270C-SIM	WG814904	1	09/15/15 22:43	09/17/15 16:15	FMB
Semi-Volatile Organic Compounds (GC) by Method NWTPHDX	WG814876	1	09/15/15 23:51	09/17/15 06:07	JNS
Volatile Organic Compounds (GC) by Method NWTPHGX	WG815294	1	09/16/15 00:01	09/16/15 00:01	MCB
Volatile Organic Compounds (GC/MS) by Method 8260B	WG815245	1	09/16/15 06:48	09/16/15 06:48	KLO
Volatile Organic Compounds (GC/MS) by Method 8260B	WG816176	10	09/19/15 15:14	09/19/15 15:14	KLO

¹ Cp

² Tc

³ Ss

⁴ Cn

⁵ Sr

⁶ Qc

⁷ Gl

⁸ Al

⁹ Sc



All sample aliquots were received at the correct temperature, in the proper containers, with the appropriate preservatives, and within method specified holding times. All MDL (LOD) and RDL (LOQ) values reported for environmental samples have been corrected for the dilution factor used in the analysis. All Method and Batch Quality Control are within established criteria except where addressed in this case narrative, a non-conformance form or properly qualified within the sample results. By my digital signature below, I affirm to the best of my knowledge, all problems/anomalies observed by the laboratory as having the potential to affect the quality of the data have been identified by the laboratory, and no information or data have been knowingly withheld that would affect the quality of the data.

Jarred Willis
Technical Service Representative

- ¹ Cp
- ² Tc
- ³ Ss
- ⁴ Cn
- ⁵ Sr
- ⁶ Qc
- ⁷ Gl
- ⁸ Al
- ⁹ Sc



Volatile Organic Compounds (GC) by Method NWTPHGX

Analyte	Result	Qualifier	MDL	RDL	Dilution	Analysis	Batch
	ug/l		ug/l	ug/l		date / time	
Gasoline Range Organics-NWTPH	44.9	J	31.6	100	1	09/15/2015 18:10	WG815294
(S) a,a,a-Trifluorotoluene(FID)	97.6			62.0-128		09/15/2015 18:10	WG815294

- 1 Cp
- 2 Tc
- 3 Ss
- 4 Cn
- 5 Sr
- 6 Qc
- 7 Gl
- 8 Al
- 9 Sc

Volatile Organic Compounds (GC/MS) by Method 8260B

Analyte	Result	Qualifier	MDL	RDL	Dilution	Analysis	Batch
	ug/l		ug/l	ug/l		date / time	
Benzene	U		0.0896	0.500	1	09/16/2015 02:51	WG815245
Toluene	U		0.102	0.500	1	09/16/2015 02:51	WG815245
Ethylbenzene	U		0.158	0.500	1	09/16/2015 02:51	WG815245
Xylenes, Total	U		0.316	1.50	1	09/16/2015 02:51	WG815245
Naphthalene	U		0.174	0.500	1	09/16/2015 02:51	WG815245
1,2,4-Trimethylbenzene	U		0.123	0.500	1	09/16/2015 02:51	WG815245
(S) Toluene-d8	104			90.0-115		09/16/2015 02:51	WG815245
(S) Dibromofluoromethane	95.3			79.0-121		09/16/2015 02:51	WG815245
(S) 4-Bromofluorobenzene	96.5			80.1-120		09/16/2015 02:51	WG815245

Semi-Volatile Organic Compounds (GC) by Method NWTPHDX

Analyte	Result	Qualifier	MDL	RDL	Dilution	Analysis	Batch
	ug/l		ug/l	ug/l		date / time	
Diesel Range Organics (DRO)	301		33.0	100	1	09/17/2015 01:28	WG814876
Residual Range Organics (RRO)	218	J	82.5	250	1	09/17/2015 01:28	WG814876
(S) o-Terphenyl	103			50.0-150		09/17/2015 01:28	WG814876

Semi Volatile Organic Compounds (GC/MS) by Method 8270C-SIM

Analyte	Result	Qualifier	MDL	RDL	Dilution	Analysis	Batch
	ug/l		ug/l	ug/l		date / time	
Benzo(a)anthracene	0.00949	J	0.00410	0.0500	1	09/17/2015 12:39	WG814904
Benzo(a)pyrene	U		0.0116	0.0500	1	09/17/2015 12:39	WG814904
Benzo(b)fluoranthene	0.00261	J	0.00212	0.0500	1	09/17/2015 12:39	WG814904
Benzo(k)fluoranthene	U		0.0136	0.0500	1	09/17/2015 12:39	WG814904
Chrysene	U		0.0108	0.0500	1	09/17/2015 12:39	WG814904
Dibenz(a,h)anthracene	U		0.00396	0.0500	1	09/17/2015 12:39	WG814904
Indeno(1,2,3-cd)pyrene	U		0.0148	0.0500	1	09/17/2015 12:39	WG814904
(S) Nitrobenzene-d5	100			45.1-170		09/17/2015 12:39	WG814904
(S) 2-Fluorobiphenyl	107			57.7-153		09/17/2015 12:39	WG814904
(S) p-Terphenyl-d14	107			53.2-156		09/17/2015 12:39	WG814904



Volatile Organic Compounds (GC) by Method NWTPHGX

Analyte	Result	Qualifier	MDL	RDL	Dilution	Analysis	Batch
	ug/l		ug/l	ug/l		date / time	
Gasoline Range Organics-NWTPH	58.1	J	31.6	100	1	09/15/2015 19:51	WG815294
(S) a,a,a-Trifluorotoluene(FID)	97.3			62.0-128		09/15/2015 19:51	WG815294

- 1 Cp
- 2 Tc
- 3 Ss
- 4 Cn
- 5 Sr
- 6 Qc
- 7 Gl
- 8 Al
- 9 Sc

Volatile Organic Compounds (GC/MS) by Method 8260B

Analyte	Result	Qualifier	MDL	RDL	Dilution	Analysis	Batch
	ug/l		ug/l	ug/l		date / time	
Benzene	U		0.0896	0.500	1	09/16/2015 03:31	WG815245
Toluene	U		0.102	0.500	1	09/16/2015 03:31	WG815245
Ethylbenzene	U		0.158	0.500	1	09/16/2015 03:31	WG815245
Xylenes, Total	U		0.316	1.50	1	09/16/2015 03:31	WG815245
Naphthalene	U		0.174	0.500	1	09/16/2015 03:31	WG815245
1,2,4-Trimethylbenzene	U		0.123	0.500	1	09/16/2015 03:31	WG815245
(S) Toluene-d8	103			90.0-115		09/16/2015 03:31	WG815245
(S) Dibromofluoromethane	96.4			79.0-121		09/16/2015 03:31	WG815245
(S) 4-Bromofluorobenzene	95.9			80.1-120		09/16/2015 03:31	WG815245

Semi-Volatile Organic Compounds (GC) by Method NWTPHDX

Analyte	Result	Qualifier	MDL	RDL	Dilution	Analysis	Batch
	ug/l		ug/l	ug/l		date / time	
Diesel Range Organics (DRO)	U		33.0	100	1	09/17/2015 01:47	WG814876
Residual Range Organics (RRO)	U		82.5	250	1	09/17/2015 01:47	WG814876
(S) o-Terphenyl	94.6			50.0-150		09/17/2015 01:47	WG814876

Semi Volatile Organic Compounds (GC/MS) by Method 8270C-SIM

Analyte	Result	Qualifier	MDL	RDL	Dilution	Analysis	Batch
	ug/l		ug/l	ug/l		date / time	
Benzo(a)anthracene	0.00760	J	0.00410	0.0500	1	09/17/2015 13:01	WG814904
Benzo(a)pyrene	U		0.0116	0.0500	1	09/17/2015 13:01	WG814904
Benzo(b)fluoranthene	U		0.00212	0.0500	1	09/17/2015 13:01	WG814904
Benzo(k)fluoranthene	U		0.0136	0.0500	1	09/17/2015 13:01	WG814904
Chrysene	U		0.0108	0.0500	1	09/17/2015 13:01	WG814904
Dibenz(a,h)anthracene	U		0.00396	0.0500	1	09/17/2015 13:01	WG814904
Indeno(1,2,3-cd)pyrene	U		0.0148	0.0500	1	09/17/2015 13:01	WG814904
(S) Nitrobenzene-d5	101			45.1-170		09/17/2015 13:01	WG814904
(S) 2-Fluorobiphenyl	106			57.7-153		09/17/2015 13:01	WG814904
(S) p-Terphenyl-d14	111			53.2-156		09/17/2015 13:01	WG814904



Volatile Organic Compounds (GC) by Method NWTPHGX

Analyte	Result	Qualifier	MDL	RDL	Dilution	Analysis	Batch
	ug/l		ug/l	ug/l		date / time	
Gasoline Range Organics-NWTPH	43.6	J	31.6	100	1	09/15/2015 20:16	WG815294
(S) a,a,a-Trifluorotoluene(FID)	97.1			62.0-128		09/15/2015 20:16	WG815294

- 1 Cp
- 2 Tc
- 3 Ss
- 4 Cn
- 5 Sr
- 6 Qc
- 7 Gl
- 8 Al
- 9 Sc

Volatile Organic Compounds (GC/MS) by Method 8260B

Analyte	Result	Qualifier	MDL	RDL	Dilution	Analysis	Batch
	ug/l		ug/l	ug/l		date / time	
Benzene	U		0.0896	0.500	1	09/16/2015 03:51	WG815245
Toluene	U		0.102	0.500	1	09/16/2015 03:51	WG815245
Ethylbenzene	U		0.158	0.500	1	09/16/2015 03:51	WG815245
Xylenes, Total	U		0.316	1.50	1	09/16/2015 03:51	WG815245
Naphthalene	U		0.174	0.500	1	09/16/2015 03:51	WG815245
1,2,4-Trimethylbenzene	U		0.123	0.500	1	09/16/2015 03:51	WG815245
(S) Toluene-d8	103			90.0-115		09/16/2015 03:51	WG815245
(S) Dibromofluoromethane	93.5			79.0-121		09/16/2015 03:51	WG815245
(S) 4-Bromofluorobenzene	95.9			80.1-120		09/16/2015 03:51	WG815245

Semi-Volatile Organic Compounds (GC) by Method NWTPHDX

Analyte	Result	Qualifier	MDL	RDL	Dilution	Analysis	Batch
	ug/l		ug/l	ug/l		date / time	
Diesel Range Organics (DRO)	U		33.0	100	1	09/17/2015 04:18	WG814876
Residual Range Organics (RRO)	U		82.5	250	1	09/17/2015 04:18	WG814876
(S) o-Terphenyl	92.0			50.0-150		09/17/2015 04:18	WG814876

Semi Volatile Organic Compounds (GC/MS) by Method 8270C-SIM

Analyte	Result	Qualifier	MDL	RDL	Dilution	Analysis	Batch
	ug/l		ug/l	ug/l		date / time	
Benzo(a)anthracene	0.00780	J	0.00410	0.0500	1	09/17/2015 13:22	WG814904
Benzo(a)pyrene	U		0.0116	0.0500	1	09/17/2015 13:22	WG814904
Benzo(b)fluoranthene	U		0.00212	0.0500	1	09/17/2015 13:22	WG814904
Benzo(k)fluoranthene	U		0.0136	0.0500	1	09/17/2015 13:22	WG814904
Chrysene	U		0.0108	0.0500	1	09/17/2015 13:22	WG814904
Dibenz(a,h)anthracene	U		0.00396	0.0500	1	09/17/2015 13:22	WG814904
Indeno(1,2,3-cd)pyrene	U		0.0148	0.0500	1	09/17/2015 13:22	WG814904
(S) Nitrobenzene-d5	99.0			45.1-170		09/17/2015 13:22	WG814904
(S) 2-Fluorobiphenyl	104			57.7-153		09/17/2015 13:22	WG814904
(S) p-Terphenyl-d14	108			53.2-156		09/17/2015 13:22	WG814904



Volatile Organic Compounds (GC) by Method NWTPHGX

Analyte	Result	Qualifier	MDL	RDL	Dilution	Analysis	Batch
	ug/l		ug/l	ug/l		date / time	
Gasoline Range Organics-NWTPH	68.8	J	31.6	100	1	09/15/2015 20:41	WG815294
(S) a,a,a-Trifluorotoluene(FID)	97.6			62.0-128		09/15/2015 20:41	WG815294

- 1 Cp
- 2 Tc
- 3 Ss
- 4 Cn
- 5 Sr
- 6 Qc
- 7 Gl
- 8 Al
- 9 Sc

Volatile Organic Compounds (GC/MS) by Method 8260B

Analyte	Result	Qualifier	MDL	RDL	Dilution	Analysis	Batch
	ug/l		ug/l	ug/l		date / time	
Benzene	0.552		0.0896	0.500	1	09/16/2015 04:11	WG815245
Toluene	U		0.102	0.500	1	09/16/2015 04:11	WG815245
Ethylbenzene	U		0.158	0.500	1	09/16/2015 04:11	WG815245
Xylenes, Total	U		0.316	1.50	1	09/16/2015 04:11	WG815245
Naphthalene	153		0.174	0.500	1	09/16/2015 04:11	WG815245
1,2,4-Trimethylbenzene	0.712		0.123	0.500	1	09/16/2015 04:11	WG815245
(S) Toluene-d8	104			90.0-115		09/16/2015 04:11	WG815245
(S) Dibromofluoromethane	94.3			79.0-121		09/16/2015 04:11	WG815245
(S) 4-Bromofluorobenzene	96.0			80.1-120		09/16/2015 04:11	WG815245

Semi-Volatile Organic Compounds (GC) by Method NWTPHDX

Analyte	Result	Qualifier	MDL	RDL	Dilution	Analysis	Batch
	ug/l		ug/l	ug/l		date / time	
Diesel Range Organics (DRO)	423		33.0	100	1	09/17/2015 04:36	WG814876
Residual Range Organics (RRO)	173	J	82.5	250	1	09/17/2015 04:36	WG814876
(S) o-Terphenyl	95.5			50.0-150		09/17/2015 04:36	WG814876

Semi Volatile Organic Compounds (GC/MS) by Method 8270C-SIM

Analyte	Result	Qualifier	MDL	RDL	Dilution	Analysis	Batch
	ug/l		ug/l	ug/l		date / time	
Benzo(a)anthracene	0.362		0.00410	0.0500	1	09/17/2015 13:44	WG814904
Benzo(a)pyrene	0.170		0.0116	0.0500	1	09/17/2015 13:44	WG814904
Benzo(b)fluoranthene	0.203		0.00212	0.0500	1	09/17/2015 13:44	WG814904
Benzo(k)fluoranthene	0.0929		0.0136	0.0500	1	09/17/2015 13:44	WG814904
Chrysene	1.03		0.0108	0.0500	1	09/17/2015 13:44	WG814904
Dibenz(a,h)anthracene	0.0494	J	0.00396	0.0500	1	09/17/2015 13:44	WG814904
Indeno(1,2,3-cd)pyrene	0.0954		0.0148	0.0500	1	09/17/2015 13:44	WG814904
(S) Nitrobenzene-d5	114			45.1-170		09/17/2015 13:44	WG814904
(S) 2-Fluorobiphenyl	117			57.7-153		09/17/2015 13:44	WG814904
(S) p-Terphenyl-d14	112			53.2-156		09/17/2015 13:44	WG814904



Volatile Organic Compounds (GC) by Method NWTPHGX

Analyte	Result	Qualifier	MDL	RDL	Dilution	Analysis	Batch
	ug/l		ug/l	ug/l		date / time	
Gasoline Range Organics-NWTPH	37.6	J	31.6	100	1	09/15/2015 21:06	WG815294
(S) a,a,a-Trifluorotoluene(FID)	96.9			62.0-128		09/15/2015 21:06	WG815294

- 1 Cp
- 2 Tc
- 3 Ss
- 4 Cn
- 5 Sr
- 6 Qc
- 7 Gl
- 8 Al
- 9 Sc

Volatile Organic Compounds (GC/MS) by Method 8260B

Analyte	Result	Qualifier	MDL	RDL	Dilution	Analysis	Batch
	ug/l		ug/l	ug/l		date / time	
Benzene	U		0.0896	0.500	1	09/16/2015 04:30	WG815245
Toluene	U		0.102	0.500	1	09/16/2015 04:30	WG815245
Ethylbenzene	U		0.158	0.500	1	09/16/2015 04:30	WG815245
Xylenes, Total	U		0.316	1.50	1	09/16/2015 04:30	WG815245
Naphthalene	U		0.174	0.500	1	09/19/2015 12:55	WG816176
1,2,4-Trimethylbenzene	U		0.123	0.500	1	09/16/2015 04:30	WG815245
(S) Toluene-d8	104			90.0-115		09/16/2015 04:30	WG815245
(S) Dibromofluoromethane	94.1			79.0-121		09/16/2015 04:30	WG815245
(S) 4-Bromofluorobenzene	96.9			80.1-120		09/16/2015 04:30	WG815245

Semi-Volatile Organic Compounds (GC) by Method NWTPHDX

Analyte	Result	Qualifier	MDL	RDL	Dilution	Analysis	Batch
	ug/l		ug/l	ug/l		date / time	
Diesel Range Organics (DRO)	U		33.0	100	1	09/17/2015 04:54	WG814876
Residual Range Organics (RRO)	U		82.5	250	1	09/17/2015 04:54	WG814876
(S) o-Terphenyl	92.4			50.0-150		09/17/2015 04:54	WG814876

Semi Volatile Organic Compounds (GC/MS) by Method 8270C-SIM

Analyte	Result	Qualifier	MDL	RDL	Dilution	Analysis	Batch
	ug/l		ug/l	ug/l		date / time	
Benzo(a)anthracene	0.00727	J	0.00410	0.0500	1	09/17/2015 14:05	WG814904
Benzo(a)pyrene	U		0.0116	0.0500	1	09/17/2015 14:05	WG814904
Benzo(b)fluoranthene	0.00226	J	0.00212	0.0500	1	09/17/2015 14:05	WG814904
Benzo(k)fluoranthene	U		0.0136	0.0500	1	09/17/2015 14:05	WG814904
Chrysene	U		0.0108	0.0500	1	09/17/2015 14:05	WG814904
Dibenz(a,h)anthracene	U		0.00396	0.0500	1	09/17/2015 14:05	WG814904
Indeno(1,2,3-cd)pyrene	U		0.0148	0.0500	1	09/17/2015 14:05	WG814904
(S) Nitrobenzene-d5	102			45.1-170		09/17/2015 14:05	WG814904
(S) 2-Fluorobiphenyl	106			57.7-153		09/17/2015 14:05	WG814904
(S) p-Terphenyl-d14	110			53.2-156		09/17/2015 14:05	WG814904



Volatile Organic Compounds (GC) by Method NWTPHGX

Analyte	Result	Qualifier	MDL	RDL	Dilution	Analysis	Batch
	ug/l		ug/l	ug/l		date / time	
Gasoline Range Organics-NWTPH	37.1	J	31.6	100	1	09/15/2015 21:31	WG815294
(S) a,a,a-Trifluorotoluene(FID)	97.4			62.0-128		09/15/2015 21:31	WG815294

- 1 Cp
- 2 Tc
- 3 Ss
- 4 Cn
- 5 Sr
- 6 Qc
- 7 Gl
- 8 Al
- 9 Sc

Volatile Organic Compounds (GC/MS) by Method 8260B

Analyte	Result	Qualifier	MDL	RDL	Dilution	Analysis	Batch
	ug/l		ug/l	ug/l		date / time	
Benzene	U		0.0896	0.500	1	09/16/2015 04:50	WG815245
Toluene	U		0.102	0.500	1	09/16/2015 04:50	WG815245
Ethylbenzene	U		0.158	0.500	1	09/16/2015 04:50	WG815245
Xylenes, Total	U		0.316	1.50	1	09/16/2015 04:50	WG815245
Naphthalene	U		0.174	0.500	1	09/19/2015 13:15	WG816176
1,2,4-Trimethylbenzene	U		0.123	0.500	1	09/16/2015 04:50	WG815245
(S) Toluene-d8	102			90.0-115		09/16/2015 04:50	WG815245
(S) Dibromofluoromethane	94.6			79.0-121		09/16/2015 04:50	WG815245
(S) 4-Bromofluorobenzene	98.7			80.1-120		09/16/2015 04:50	WG815245

Semi-Volatile Organic Compounds (GC) by Method NWTPHDX

Analyte	Result	Qualifier	MDL	RDL	Dilution	Analysis	Batch
	ug/l		ug/l	ug/l		date / time	
Diesel Range Organics (DRO)	79.8	J	33.0	100	1	09/17/2015 05:13	WG814876
Residual Range Organics (RRO)	U		82.5	250	1	09/17/2015 05:13	WG814876
(S) o-Terphenyl	91.0			50.0-150		09/17/2015 05:13	WG814876

Semi Volatile Organic Compounds (GC/MS) by Method 8270C-SIM

Analyte	Result	Qualifier	MDL	RDL	Dilution	Analysis	Batch
	ug/l		ug/l	ug/l		date / time	
Benzo(a)anthracene	0.0126	J	0.00410	0.0500	1	09/17/2015 14:27	WG814904
Benzo(a)pyrene	U		0.0116	0.0500	1	09/17/2015 14:27	WG814904
Benzo(b)fluoranthene	0.00269	J	0.00212	0.0500	1	09/17/2015 14:27	WG814904
Benzo(k)fluoranthene	U		0.0136	0.0500	1	09/17/2015 14:27	WG814904
Chrysene	U		0.0108	0.0500	1	09/17/2015 14:27	WG814904
Dibenz(a,h)anthracene	U		0.00396	0.0500	1	09/17/2015 14:27	WG814904
Indeno(1,2,3-cd)pyrene	U		0.0148	0.0500	1	09/17/2015 14:27	WG814904
(S) Nitrobenzene-d5	101			45.1-170		09/17/2015 14:27	WG814904
(S) 2-Fluorobiphenyl	88.2			57.7-153		09/17/2015 14:27	WG814904
(S) p-Terphenyl-d14	81.2			53.2-156		09/17/2015 14:27	WG814904



Volatile Organic Compounds (GC) by Method NWTPHGX

Analyte	Result	Qualifier	MDL	RDL	Dilution	Analysis	Batch
	ug/l		ug/l	ug/l		date / time	
Gasoline Range Organics-NWTPH	2760		31.6	100	1	09/15/2015 21:56	WG815294
(S) a,a,a-Trifluorotoluene(FID)	97.4			62.0-128		09/15/2015 21:56	WG815294

1 Cp

2 Tc

3 Ss

Volatile Organic Compounds (GC/MS) by Method 8260B

Analyte	Result	Qualifier	MDL	RDL	Dilution	Analysis	Batch
	ug/l		ug/l	ug/l		date / time	
Benzene	36.0		0.0896	0.500	1	09/16/2015 05:10	WG815245
Toluene	72.7		0.102	0.500	1	09/16/2015 05:10	WG815245
Ethylbenzene	40.0		0.158	0.500	1	09/16/2015 05:10	WG815245
Xylenes, Total	110		0.316	1.50	1	09/16/2015 05:10	WG815245
Naphthalene	11600		17.4	50.0	100	09/19/2015 13:34	WG816176
1,2,4-Trimethylbenzene	38.1		0.123	0.500	1	09/16/2015 05:10	WG815245
(S) Toluene-d8	102			90.0-115		09/16/2015 05:10	WG815245
(S) Dibromofluoromethane	93.1			79.0-121		09/16/2015 05:10	WG815245
(S) 4-Bromofluorobenzene	96.1			80.1-120		09/16/2015 05:10	WG815245

4 Cn

5 Sr

6 Qc

7 Gl

8 Al

Semi-Volatile Organic Compounds (GC) by Method NWTPHDX

Analyte	Result	Qualifier	MDL	RDL	Dilution	Analysis	Batch
	ug/l		ug/l	ug/l		date / time	
Diesel Range Organics (DRO)	31700		660	2000	20	09/17/2015 06:25	WG814876
Residual Range Organics (RRO)	2360	J	1650	5000	20	09/17/2015 06:25	WG814876
(S) o-Terphenyl	0.000	J7		50.0-150		09/17/2015 06:25	WG814876

9 Sc

Semi Volatile Organic Compounds (GC/MS) by Method 8270C-SIM

Analyte	Result	Qualifier	MDL	RDL	Dilution	Analysis	Batch
	ug/l		ug/l	ug/l		date / time	
Benzo(a)anthracene	7.89		0.205	2.50	50	09/18/2015 17:41	WG814904
Benzo(a)pyrene	4.85		0.580	2.50	50	09/18/2015 17:41	WG814904
Benzo(b)fluoranthene	5.38		0.106	2.50	50	09/18/2015 17:41	WG814904
Benzo(k)fluoranthene	2.14	J	0.680	2.50	50	09/18/2015 17:41	WG814904
Chrysene	9.85		0.540	2.50	50	09/18/2015 17:41	WG814904
Dibenz(a,h)anthracene	0.630	J	0.198	2.50	50	09/18/2015 17:41	WG814904
Indeno(1,2,3-cd)pyrene	1.48	J	0.740	2.50	50	09/18/2015 17:41	WG814904
(S) Nitrobenzene-d5	120	J7		45.1-170		09/18/2015 17:41	WG814904
(S) 2-Fluorobiphenyl	111	J7		57.7-153		09/18/2015 17:41	WG814904
(S) p-Terphenyl-d14	123	J7		53.2-156		09/18/2015 17:41	WG814904

Sample Narrative:

8270C-SIM L788121-07 WG814904: Dilution due to matrix



Volatile Organic Compounds (GC) by Method NWTPHGX

Analyte	Result	Qualifier	MDL	RDL	Dilution	Analysis	Batch
	ug/l		ug/l	ug/l		date / time	
Gasoline Range Organics-NWTPH	3160		31.6	100	1	09/15/2015 22:21	WG815294
(S) a,a,a-Trifluorotoluene(FID)	95.0			62.0-128		09/15/2015 22:21	WG815294

- 1 Cp
- 2 Tc
- 3 Ss
- 4 Cn
- 5 Sr
- 6 Qc
- 7 Gl
- 8 Al
- 9 Sc

Volatile Organic Compounds (GC/MS) by Method 8260B

Analyte	Result	Qualifier	MDL	RDL	Dilution	Analysis	Batch
	ug/l		ug/l	ug/l		date / time	
Benzene	98.1		0.0896	0.500	1	09/16/2015 05:29	WG815245
Toluene	154		0.102	0.500	1	09/16/2015 05:29	WG815245
Ethylbenzene	58.9		0.158	0.500	1	09/16/2015 05:29	WG815245
Xylenes, Total	133		0.316	1.50	1	09/16/2015 05:29	WG815245
Naphthalene	11000		17.4	50.0	100	09/19/2015 13:54	WG816176
1,2,4-Trimethylbenzene	37.1		0.123	0.500	1	09/16/2015 05:29	WG815245
(S) Toluene-d8	103			90.0-115		09/16/2015 05:29	WG815245
(S) Dibromofluoromethane	89.4			79.0-121		09/16/2015 05:29	WG815245
(S) 4-Bromofluorobenzene	98.4			80.1-120		09/16/2015 05:29	WG815245

Semi-Volatile Organic Compounds (GC) by Method NWTPHDX

Analyte	Result	Qualifier	MDL	RDL	Dilution	Analysis	Batch
	ug/l		ug/l	ug/l		date / time	
Diesel Range Organics (DRO)	24100		660	2000	20	09/17/2015 06:43	WG814876
Residual Range Organics (RRO)	U		1650	5000	20	09/17/2015 06:43	WG814876
(S) o-Terphenyl	0.000	<u>J7</u>		50.0-150		09/17/2015 06:43	WG814876

Semi Volatile Organic Compounds (GC/MS) by Method 8270C-SIM

Analyte	Result	Qualifier	MDL	RDL	Dilution	Analysis	Batch
	ug/l		ug/l	ug/l		date / time	
Benzo(a)anthracene	7.31		0.410	5.00	100	09/18/2015 18:03	WG814904
Benzo(a)pyrene	3.21	<u>J</u>	1.16	5.00	100	09/18/2015 18:03	WG814904
Benzo(b)fluoranthene	4.08	<u>J</u>	0.212	5.00	100	09/18/2015 18:03	WG814904
Benzo(k)fluoranthene	1.57	<u>J</u>	1.36	5.00	100	09/18/2015 18:03	WG814904
Chrysene	5.26		1.08	5.00	100	09/18/2015 18:03	WG814904
Dibenz(a,h)anthracene	U		0.396	5.00	100	09/18/2015 18:03	WG814904
Indeno(1,2,3-cd)pyrene	U		1.48	5.00	100	09/18/2015 18:03	WG814904
(S) Nitrobenzene-d5	193	<u>J7</u>		45.1-170		09/18/2015 18:03	WG814904
(S) 2-Fluorobiphenyl	135	<u>J7</u>		57.7-153		09/18/2015 18:03	WG814904
(S) p-Terphenyl-d14	144	<u>J7</u>		53.2-156		09/18/2015 18:03	WG814904

Sample Narrative:

8270C-SIM L788121-08 WG814904: Dilution due to matrix



Volatile Organic Compounds (GC) by Method NWTPHGX

Analyte	Result	Qualifier	MDL	RDL	Dilution	Analysis	Batch
	ug/l		ug/l	ug/l		date / time	
Gasoline Range Organics-NWTPH	221		31.6	100	1	09/15/2015 22:46	WG815294
(S) a,a,a-Trifluorotoluene(FID)	96.2			62.0-128		09/15/2015 22:46	WG815294

- 1 Cp
- 2 Tc
- 3 Ss
- 4 Cn
- 5 Sr
- 6 Qc
- 7 Gl
- 8 Al
- 9 Sc

Volatile Organic Compounds (GC/MS) by Method 8260B

Analyte	Result	Qualifier	MDL	RDL	Dilution	Analysis	Batch
	ug/l		ug/l	ug/l		date / time	
Benzene	U		0.0896	0.500	1	09/16/2015 05:49	WG815245
Toluene	U		0.102	0.500	1	09/16/2015 05:49	WG815245
Ethylbenzene	U		0.158	0.500	1	09/16/2015 05:49	WG815245
Xylenes, Total	U		0.316	1.50	1	09/16/2015 05:49	WG815245
Naphthalene	4.52		0.174	0.500	1	09/19/2015 14:14	WG816176
1,2,4-Trimethylbenzene	0.363	J	0.123	0.500	1	09/16/2015 05:49	WG815245
(S) Toluene-d8	103			90.0-115		09/16/2015 05:49	WG815245
(S) Dibromofluoromethane	91.8			79.0-121		09/16/2015 05:49	WG815245
(S) 4-Bromofluorobenzene	98.2			80.1-120		09/16/2015 05:49	WG815245

Semi-Volatile Organic Compounds (GC) by Method NWTPHDX

Analyte	Result	Qualifier	MDL	RDL	Dilution	Analysis	Batch
	ug/l		ug/l	ug/l		date / time	
Diesel Range Organics (DRO)	154		33.0	100	1	09/17/2015 05:31	WG814876
Residual Range Organics (RRO)	91.7	J	82.5	250	1	09/17/2015 05:31	WG814876
(S) o-Terphenyl	109			50.0-150		09/17/2015 05:31	WG814876

Semi Volatile Organic Compounds (GC/MS) by Method 8270C-SIM

Analyte	Result	Qualifier	MDL	RDL	Dilution	Analysis	Batch
	ug/l		ug/l	ug/l		date / time	
Benzo(a)anthracene	0.0403	J	0.00410	0.0500	1	09/17/2015 15:10	WG814904
Benzo(a)pyrene	U		0.0116	0.0500	1	09/17/2015 15:10	WG814904
Benzo(b)fluoranthene	0.0116	J	0.00212	0.0500	1	09/17/2015 15:10	WG814904
Benzo(k)fluoranthene	U		0.0136	0.0500	1	09/17/2015 15:10	WG814904
Chrysene	0.0229	J	0.0108	0.0500	1	09/17/2015 15:10	WG814904
Dibenz(a,h)anthracene	U		0.00396	0.0500	1	09/17/2015 15:10	WG814904
Indeno(1,2,3-cd)pyrene	U		0.0148	0.0500	1	09/17/2015 15:10	WG814904
(S) Nitrobenzene-d5	105			45.1-170		09/17/2015 15:10	WG814904
(S) 2-Fluorobiphenyl	105			57.7-153		09/17/2015 15:10	WG814904
(S) p-Terphenyl-d14	104			53.2-156		09/17/2015 15:10	WG814904



Volatile Organic Compounds (GC) by Method NWTPHGX

Analyte	Result	Qualifier	MDL	RDL	Dilution	Analysis	Batch
	ug/l		ug/l	ug/l		date / time	
Gasoline Range Organics-NWTPH	33.8	J	31.6	100	1	09/15/2015 23:11	WG815294
(S) a,a,a-Trifluorotoluene(FID)	97.6			62.0-128		09/15/2015 23:11	WG815294

- 1 Cp
- 2 Tc
- 3 Ss
- 4 Cn
- 5 Sr
- 6 Qc
- 7 Gl
- 8 Al
- 9 Sc

Volatile Organic Compounds (GC/MS) by Method 8260B

Analyte	Result	Qualifier	MDL	RDL	Dilution	Analysis	Batch
	ug/l		ug/l	ug/l		date / time	
Benzene	U		0.0896	0.500	1	09/16/2015 06:09	WG815245
Toluene	U		0.102	0.500	1	09/16/2015 06:09	WG815245
Ethylbenzene	U		0.158	0.500	1	09/16/2015 06:09	WG815245
Xylenes, Total	U		0.316	1.50	1	09/16/2015 06:09	WG815245
Naphthalene	0.811		0.174	0.500	1	09/19/2015 14:34	WG816176
1,2,4-Trimethylbenzene	U		0.123	0.500	1	09/16/2015 06:09	WG815245
(S) Toluene-d8	103			90.0-115		09/16/2015 06:09	WG815245
(S) Dibromofluoromethane	92.6			79.0-121		09/16/2015 06:09	WG815245
(S) 4-Bromofluorobenzene	97.4			80.1-120		09/16/2015 06:09	WG815245

Semi-Volatile Organic Compounds (GC) by Method NWTPHDX

Analyte	Result	Qualifier	MDL	RDL	Dilution	Analysis	Batch
	ug/l		ug/l	ug/l		date / time	
Diesel Range Organics (DRO)	U		33.0	100	1	09/17/2015 05:49	WG814876
Residual Range Organics (RRO)	U		82.5	250	1	09/17/2015 05:49	WG814876
(S) o-Terphenyl	91.1			50.0-150		09/17/2015 05:49	WG814876

Semi Volatile Organic Compounds (GC/MS) by Method 8270C-SIM

Analyte	Result	Qualifier	MDL	RDL	Dilution	Analysis	Batch
	ug/l		ug/l	ug/l		date / time	
Benzo(a)anthracene	0.0360	J	0.00410	0.0500	1	09/17/2015 15:32	WG814904
Benzo(a)pyrene	0.0176	J	0.0116	0.0500	1	09/17/2015 15:32	WG814904
Benzo(b)fluoranthene	0.0237	J	0.00212	0.0500	1	09/17/2015 15:32	WG814904
Benzo(k)fluoranthene	U		0.0136	0.0500	1	09/17/2015 15:32	WG814904
Chrysene	0.0318	J	0.0108	0.0500	1	09/17/2015 15:32	WG814904
Dibenz(a,h)anthracene	U		0.00396	0.0500	1	09/17/2015 15:32	WG814904
Indeno(1,2,3-cd)pyrene	U		0.0148	0.0500	1	09/17/2015 15:32	WG814904
(S) Nitrobenzene-d5	104			45.1-170		09/17/2015 15:32	WG814904
(S) 2-Fluorobiphenyl	106			57.7-153		09/17/2015 15:32	WG814904
(S) p-Terphenyl-d14	104			53.2-156		09/17/2015 15:32	WG814904



Volatile Organic Compounds (GC) by Method NWTPHGX

Analyte	Result	Qualifier	MDL	RDL	Dilution	Analysis	Batch
	ug/l		ug/l	ug/l		date / time	
Gasoline Range Organics-NWTPH	2590		31.6	100	1	09/15/2015 23:36	WG815294
(S) a,a,a-Trifluorotoluene(FID)	96.8			62.0-128		09/15/2015 23:36	WG815294

1 Cp

2 Tc

3 Ss

Volatile Organic Compounds (GC/MS) by Method 8260B

Analyte	Result	Qualifier	MDL	RDL	Dilution	Analysis	Batch
	ug/l		ug/l	ug/l		date / time	
Benzene	50.3		0.0896	0.500	1	09/16/2015 06:28	WG815245
Toluene	126		0.102	0.500	1	09/16/2015 06:28	WG815245
Ethylbenzene	88.0		0.158	0.500	1	09/16/2015 06:28	WG815245
Xylenes, Total	140		0.316	1.50	1	09/16/2015 06:28	WG815245
Naphthalene	8030		17.4	50.0	100	09/19/2015 14:54	WG816176
1,2,4-Trimethylbenzene	38.2		0.123	0.500	1	09/16/2015 06:28	WG815245
(S) Toluene-d8	102			90.0-115		09/16/2015 06:28	WG815245
(S) Dibromofluoromethane	92.1			79.0-121		09/16/2015 06:28	WG815245
(S) 4-Bromofluorobenzene	98.2			80.1-120		09/16/2015 06:28	WG815245

4 Cn

5 Sr

6 Qc

7 Gl

8 Al

Semi-Volatile Organic Compounds (GC) by Method NWTPHDX

Analyte	Result	Qualifier	MDL	RDL	Dilution	Analysis	Batch
	ug/l		ug/l	ug/l		date / time	
Diesel Range Organics (DRO)	14700		660	2000	20	09/17/2015 07:02	WG814876
Residual Range Organics (RRO)	U		1650	5000	20	09/17/2015 07:02	WG814876
(S) o-Terphenyl	0.000	J7		50.0-150		09/17/2015 07:02	WG814876

9 Sc

Semi Volatile Organic Compounds (GC/MS) by Method 8270C-SIM

Analyte	Result	Qualifier	MDL	RDL	Dilution	Analysis	Batch
	ug/l		ug/l	ug/l		date / time	
Benzo(a)anthracene	11.0		0.00410	0.0500	1	09/17/2015 15:53	WG814904
Benzo(a)pyrene	6.77		0.0116	0.0500	1	09/17/2015 15:53	WG814904
Benzo(b)fluoranthene	8.46		0.00212	0.0500	1	09/17/2015 15:53	WG814904
Benzo(k)fluoranthene	2.64		0.0136	0.0500	1	09/17/2015 15:53	WG814904
Chrysene	8.06		0.0108	0.0500	1	09/17/2015 15:53	WG814904
Dibenz(a,h)anthracene	0.872		0.00396	0.0500	1	09/17/2015 15:53	WG814904
Indeno(1,2,3-cd)pyrene	2.16		0.0148	0.0500	1	09/17/2015 15:53	WG814904
(S) Nitrobenzene-d5	81.8			45.1-170		09/17/2015 15:53	WG814904
(S) 2-Fluorobiphenyl	91.1			57.7-153		09/17/2015 15:53	WG814904
(S) p-Terphenyl-d14	76.0			53.2-156		09/17/2015 15:53	WG814904



Volatile Organic Compounds (GC) by Method NWTPHGX

Analyte	Result	Qualifier	MDL	RDL	Dilution	Analysis	Batch
	ug/l		ug/l	ug/l		date / time	
Gasoline Range Organics-NWTPH	300		31.6	100	1	09/16/2015 00:01	WG815294
(S) a,a,a-Trifluorotoluene(FID)	97.0			62.0-128		09/16/2015 00:01	WG815294

- 1 Cp
- 2 Tc
- 3 Ss
- 4 Cn
- 5 Sr
- 6 Qc
- 7 Gl
- 8 Al
- 9 Sc

Volatile Organic Compounds (GC/MS) by Method 8260B

Analyte	Result	Qualifier	MDL	RDL	Dilution	Analysis	Batch
	ug/l		ug/l	ug/l		date / time	
Benzene	U		0.0896	0.500	1	09/16/2015 06:48	WG815245
Toluene	1.29		0.102	0.500	1	09/16/2015 06:48	WG815245
Ethylbenzene	1.59		0.158	0.500	1	09/16/2015 06:48	WG815245
Xylenes, Total	3.32		0.316	1.50	1	09/16/2015 06:48	WG815245
Naphthalene	548		1.74	5.00	10	09/19/2015 15:14	WG816176
1,2,4-Trimethylbenzene	2.79		0.123	0.500	1	09/16/2015 06:48	WG815245
(S) Toluene-d8	102			90.0-115		09/16/2015 06:48	WG815245
(S) Dibromofluoromethane	90.9			79.0-121		09/16/2015 06:48	WG815245
(S) 4-Bromofluorobenzene	98.0			80.1-120		09/16/2015 06:48	WG815245

Semi-Volatile Organic Compounds (GC) by Method NWTPHDX

Analyte	Result	Qualifier	MDL	RDL	Dilution	Analysis	Batch
	ug/l		ug/l	ug/l		date / time	
Diesel Range Organics (DRO)	1410		33.0	100	1	09/17/2015 06:07	WG814876
Residual Range Organics (RRO)	U		82.5	250	1	09/17/2015 06:07	WG814876
(S) o-Terphenyl	91.7			50.0-150		09/17/2015 06:07	WG814876

Semi Volatile Organic Compounds (GC/MS) by Method 8270C-SIM

Analyte	Result	Qualifier	MDL	RDL	Dilution	Analysis	Batch
	ug/l		ug/l	ug/l		date / time	
Benzo(a)anthracene	1.00		0.00410	0.0500	1	09/17/2015 16:15	WG814904
Benzo(a)pyrene	0.251		0.0116	0.0500	1	09/17/2015 16:15	WG814904
Benzo(b)fluoranthene	0.300		0.00212	0.0500	1	09/17/2015 16:15	WG814904
Benzo(k)fluoranthene	0.119		0.0136	0.0500	1	09/17/2015 16:15	WG814904
Chrysene	0.577		0.0108	0.0500	1	09/17/2015 16:15	WG814904
Dibenz(a,h)anthracene	U		0.00396	0.0500	1	09/17/2015 16:15	WG814904
Indeno(1,2,3-cd)pyrene	0.0545		0.0148	0.0500	1	09/17/2015 16:15	WG814904
(S) Nitrobenzene-d5	123			45.1-170		09/17/2015 16:15	WG814904
(S) 2-Fluorobiphenyl	105			57.7-153		09/17/2015 16:15	WG814904
(S) p-Terphenyl-d14	99.6			53.2-156		09/17/2015 16:15	WG814904



Method Blank (MB)

(MB) 09/15/15 14:58

Analyte	MB Result mg/l	MB Qualifier	MB MDL mg/l	MB RDL mg/l
TPHG C6 - C12	0.0345		0.0316	0.100
<i>(S) a,a,a-Trifluorotoluene(FID)</i>	97.8			62.0-128

1 Cp

2 Tc

3 Ss

4 Cn

Laboratory Control Sample (LCS) • Laboratory Control Sample Duplicate (LCSD)

(LCS) 09/15/15 13:42 • (LCSD) 09/15/15 14:08

Analyte	Spike Amount mg/l	LCS Result mg/l	LCSD Result mg/l	LCS Rec. %	LCSD Rec. %	Rec. Limits %	LCS Qualifier	LCSD Qualifier	RPD %	RPD Limits %
TPHG C6 - C12	5.50	5.54	5.40	101	98.1	66.0-123			2.61	20
<i>(S) a,a,a-Trifluorotoluene(FID)</i>				107	106	62.0-128				

5 Sr

6 Qc

L788121-01 Original Sample (OS) • Matrix Spike (MS) • Matrix Spike Duplicate (MSD)

(OS) 09/15/15 18:10 • (MS) 09/15/15 16:55 • (MSD) 09/15/15 17:20

Analyte	Spike Amount mg/l	Original Result mg/l	MS Result mg/l	MSD Result mg/l	MS Rec. %	MSD Rec. %	Dilution	Rec. Limits %	MS Qualifier	MSD Qualifier	RPD %	RPD Limits %
TPHG C6 - C12	5.50	0.0449	5.70	5.75	103	104	1	47.5-136			1.00	20
<i>(S) a,a,a-Trifluorotoluene(FID)</i>					108	108		62.0-128				

7 Gl

8 Al

9 Sc



Method Blank (MB)

(MB) 09/16/15 00:54

Analyte	MB Result	MB Qualifier	MB MDL	MB RDL
	mg/l		mg/l	mg/l
Benzene	U		0.0000896	0.000500
Ethylbenzene	U		0.000158	0.000500
Naphthalene	U		0.000174	0.000500
Toluene	U		0.000102	0.000500
1,2,4-Trimethylbenzene	U		0.000123	0.000500
Xylenes, Total	U		0.000316	0.00150
<i>(S) Toluene-d8</i>	102			90.0-115
<i>(S) Dibromofluoromethane</i>	93.9			79.0-121
<i>(S) 4-Bromofluorobenzene</i>	95.5			80.1-120

¹ Cp

² Tc

³ Ss

⁴ Cn

⁵ Sr

⁶ Qc

⁷ Gl

⁸ Al

⁹ Sc

Laboratory Control Sample (LCS) • Laboratory Control Sample Duplicate (LCSD)

(LCS) 09/15/15 23:35 • (LCSD) 09/15/15 23:55

Analyte	Spike Amount	LCS Result	LCSD Result	LCS Rec.	LCSD Rec.	Rec. Limits	LCS Qualifier	LCSD Qualifier	RPD	RPD Limits
	mg/l	mg/l	mg/l	%	%	%			%	%
Benzene	0.0250	0.0222	0.0231	89.0	92.3	73.0-122			3.64	20
Ethylbenzene	0.0250	0.0241	0.0247	96.5	98.6	80.9-121			2.13	20
Naphthalene	0.0250	0.0263	0.0275	105	110	69.7-134			4.37	20
Toluene	0.0250	0.0241	0.0251	96.5	100	77.9-116			3.79	20
1,2,4-Trimethylbenzene	0.0250	0.0234	0.0245	93.8	98.0	79.0-122			4.46	20
Xylenes, Total	0.0750	0.0725	0.0765	96.7	102	79.2-122			5.36	20
<i>(S) Toluene-d8</i>				103	103	90.0-115				
<i>(S) Dibromofluoromethane</i>				91.5	92.5	79.0-121				
<i>(S) 4-Bromofluorobenzene</i>				95.1	95.4	80.1-120				

L788121-01 Original Sample (OS) • Matrix Spike (MS) • Matrix Spike Duplicate (MSD)

(OS) 09/16/15 02:51 • (MS) 09/16/15 01:13 • (MSD) 09/16/15 01:33

Analyte	Spike Amount	Original Result	MS Result	MSD Result	MS Rec.	MSD Rec.	Dilution	Rec. Limits	MS Qualifier	MSD Qualifier	RPD	RPD Limits
	mg/l	mg/l	mg/l	mg/l	%	%		%			%	%
Benzene	0.0250	ND	0.0214	0.0221	85.6	88.4	1	58.6-133			3.20	20
Ethylbenzene	0.0250	ND	0.0233	0.0240	93.1	95.8	1	62.7-136			2.87	20
Naphthalene	0.0250	ND	0.0250	0.0277	99.9	111	1	61.8-143			10.3	20
Toluene	0.0250	ND	0.0231	0.0240	92.3	96.0	1	67.8-124			3.91	20
1,2,4-Trimethylbenzene	0.0250	ND	0.0218	0.0242	87.2	96.9	1	60.5-137			10.5	20



L788121-01 Original Sample (OS) • Matrix Spike (MS) • Matrix Spike Duplicate (MSD)

(OS) 09/16/15 02:51 • (MS) 09/16/15 01:13 • (MSD) 09/16/15 01:33

Analyte	Spike Amount mg/l	Original Result mg/l	MS Result mg/l	MSD Result mg/l	MS Rec. %	MSD Rec. %	Dilution	Rec. Limits %	MS Qualifier	MSD Qualifier	RPD %	RPD Limits %
Xylenes, Total	0.0750	ND	0.0713	0.0733	95.0	97.7	1	65.6-133			2.75	20
<i>(S) Toluene-d8</i>					102	103		90.0-115				
<i>(S) Dibromofluoromethane</i>					91.7	93.4		79.0-121				
<i>(S) 4-Bromofluorobenzene</i>					94.3	93.4		80.1-120				

1 Cp

2 Tc

3 Ss

4 Cn

5 Sr

6 Qc

7 Gl

8 Al

9 Sc



Method Blank (MB)

(MB) 09/19/15 10:44

Analyte	MB Result mg/l	MB Qualifier	MB MDL mg/l	MB RDL mg/l
Naphthalene	U		0.000174	0.000500

1 Cp

2 Tc

3 Ss

4 Cn

5 Sr

6 Qc

Laboratory Control Sample (LCS) • Laboratory Control Sample Duplicate (LCSD)

(LCS) 09/19/15 09:25 • (LCSD) 09/19/15 09:45

Analyte	Spike Amount mg/l	LCS Result mg/l	LCSD Result mg/l	LCS Rec. %	LCSD Rec. %	Rec. Limits %	LCS Qualifier	LCSD Qualifier	RPD %	RPD Limits %
Naphthalene	0.0250	0.0229	0.0248	91.6	99.2	69.7-134			7.93	20

L788413-08 Original Sample (OS) • Matrix Spike (MS) • Matrix Spike Duplicate (MSD)

(OS) 09/19/15 11:36 • (MS) 09/19/15 11:56 • (MSD) 09/19/15 12:16

Analyte	Spike Amount mg/l	Original Result mg/l	MS Result mg/l	MSD Result mg/l	MS Rec. %	MSD Rec. %	Dilution	Rec. Limits %	MS Qualifier	MSD Qualifier	RPD %	RPD Limits %
Naphthalene	0.0250	ND	0.0245	0.0255	98.1	102	1	61.8-143			3.71	20

7 Gl

8 Al

9 Sc



Method Blank (MB)

(MB) 09/16/15 13:29

Analyte	MB Result mg/l	MB Qualifier	MB MDL mg/l	MB RDL mg/l
Diesel Range Organics (DRO)	U		0.0333	0.100
Residual Range Organics (RRO)	U		0.0833	0.250
<i>(S) o-Terphenyl</i>	90.1			50.0-150

Laboratory Control Sample (LCS) • Laboratory Control Sample Duplicate (LCSD)

(LCS) 09/16/15 13:47 • (LCSD) 09/16/15 14:05

Analyte	Spike Amount mg/l	LCS Result mg/l	LCSD Result mg/l	LCS Rec. %	LCSD Rec. %	Rec. Limits %	LCS Qualifier	LCSD Qualifier	RPD %	RPD Limits %
Diesel Range Organics (DRO)	0.750	0.692	0.670	92.3	89.3	50.0-150			3.27	20
Residual Range Organics (RRO)	0.750	0.732	0.694	97.6	92.5	50.0-150			5.39	20
<i>(S) o-Terphenyl</i>				94.8	90.4	50.0-150				

1 Cp

2 Tc

3 Ss

4 Cn

5 Sr

6 Qc

7 Gl

8 Al

9 Sc



Method Blank (MB)

(MB) 09/17/15 10:52

Analyte	MB Result mg/l	MB Qualifier	MB MDL mg/l	MB RDL mg/l
Benzo(a)anthracene	0.00000767		0.00000410	0.0000500
Benzo(a)pyrene	U		0.0000116	0.0000500
Benzo(b)fluoranthene	U		0.00000212	0.0000500
Benzo(k)fluoranthene	U		0.0000136	0.0000500
Chrysene	U		0.0000108	0.0000500
Dibenz(a,h)anthracene	U		0.00000396	0.0000500
Indeno(1,2,3-cd)pyrene	U		0.0000148	0.0000500
(S) Nitrobenzene-d5	98.3			45.1-170
(S) 2-Fluorobiphenyl	103			57.7-153
(S) p-Terphenyl-d14	96.4			53.2-156

1 Cp

2 Tc

3 Ss

4 Cn

5 Sr

6 Qc

7 Gl

8 Al

9 Sc

Laboratory Control Sample (LCS) • Laboratory Control Sample Duplicate (LCSD)

(LCS) 09/17/15 10:08 • (LCSD) 09/17/15 10:30

Analyte	Spike Amount mg/l	LCS Result mg/l	LCSD Result mg/l	LCS Rec. %	LCSD Rec. %	Rec. Limits %	LCS Qualifier	LCSD Qualifier	RPD %	RPD Limits %
Benzo(a)anthracene	0.00200	0.00214	0.00205	107	103	63.1-147			4.05	20
Benzo(a)pyrene	0.00200	0.00202	0.00201	101	100	62.2-150			0.350	20
Benzo(b)fluoranthene	0.00200	0.00198	0.00199	99.2	99.4	58.4-148			0.180	20
Benzo(k)fluoranthene	0.00200	0.00206	0.00205	103	103	60.5-154			0.270	20
Chrysene	0.00200	0.00209	0.00206	105	103	64.8-155			1.41	20
Dibenz(a,h)anthracene	0.00200	0.00195	0.00190	97.3	94.9	53.5-153			2.53	20
Indeno(1,2,3-cd)pyrene	0.00200	0.00196	0.00193	97.9	96.3	57.0-155			1.69	20
(S) Nitrobenzene-d5				102	99.4	45.1-170				
(S) 2-Fluorobiphenyl				107	104	57.7-153				
(S) p-Terphenyl-d14				108	105	53.2-156				



Abbreviations and Definitions

SDG	Sample Delivery Group.
MDL	Method Detection Limit.
RDL	Reported Detection Limit.
ND,U	Not detected at the Reporting Limit (or MDL where applicable).
RPD	Relative Percent Difference.
(dry)	Results are reported based on the dry weight of the sample. [this will only be present on a dry report basis for soils].
Original Sample	The non-spiked sample in the prep batch used to determine the Relative Percent Difference (RPD) from a quality control sample. The Original Sample may not be included within the reported SDG.
(S)	Surrogate (Surrogate Standard) - Analytes added to every blank, sample, Laboratory Control Sample/Duplicate and Matrix Spike/Duplicate; used to evaluate analytical efficiency by measuring recovery. Surrogates are not expected to be detected in all environmental media.
Rec.	Recovery.
SDL	Sample Detection Limit.
MQL	Method Quantitation Limit.
Unadj. MQL	Unadjusted Method Quantitation Limit.

Qualifier	Description
J	The identification of the analyte is acceptable; the reported value is an estimate.
J7	Surrogate recovery cannot be used for control limit evaluation due to dilution.

¹ Cp

² Tc

³ Ss

⁴ Cn

⁵ Sr

⁶ Qc

⁷ Gl

⁸ Al

⁹ Sc



ESC Lab Sciences is the only environmental laboratory accredited/certified to support your work nationwide from one location. One phone call, one point of contact, one laboratory. No other lab is as accessible or prepared to handle your needs throughout the country. Our capacity and capability from our single location laboratory is comparable to the collective totals of the network laboratories in our industry. The most significant benefit to our "one location" design is the design of our laboratory campus. The model is conducive to accelerated productivity, decreasing turn-around time, and preventing cross contamination, thus protecting sample integrity. Our focus on premium quality and prompt service allows us to be **YOUR LAB OF CHOICE**.

State Accreditations

Alabama	40660	Nevada	TN-03-2002-34
Alaska	UST-080	New Hampshire	2975
Arizona	AZ0612	New Jersey–NELAP	TN002
Arkansas	88-0469	New Mexico	TN00003
California	01157CA	New York	11742
Colorado	TN00003	North Carolina	Env375
Connecticut	PH-0197	North Carolina ¹	DW21704
Florida	E87487	North Carolina ²	41
Georgia	NELAP	North Dakota	R-140
Georgia ¹	923	Ohio–VAP	CL0069
Idaho	TN00003	Oklahoma	9915
Illinois	200008	Oregon	TN200002
Indiana	C-TN-01	Pennsylvania	68-02979
Iowa	364	Rhode Island	221
Kansas	E-10277	South Carolina	84004
Kentucky ¹	90010	South Dakota	n/a
Kentucky ²	16	Tennessee ¹⁴	2006
Louisiana	AI30792	Texas	T 104704245-07-TX
Maine	TN0002	Texas ⁵	LAB0152
Maryland	324	Utah	6157585858
Massachusetts	M-TN003	Vermont	VT2006
Michigan	9958	Virginia	109
Minnesota	047-999-395	Washington	C1915
Mississippi	TN00003	West Virginia	233
Missouri	340	Wisconsin	9980939910
Montana	CERT0086	Wyoming	A2LA
Nebraska	NE-OS-15-05		

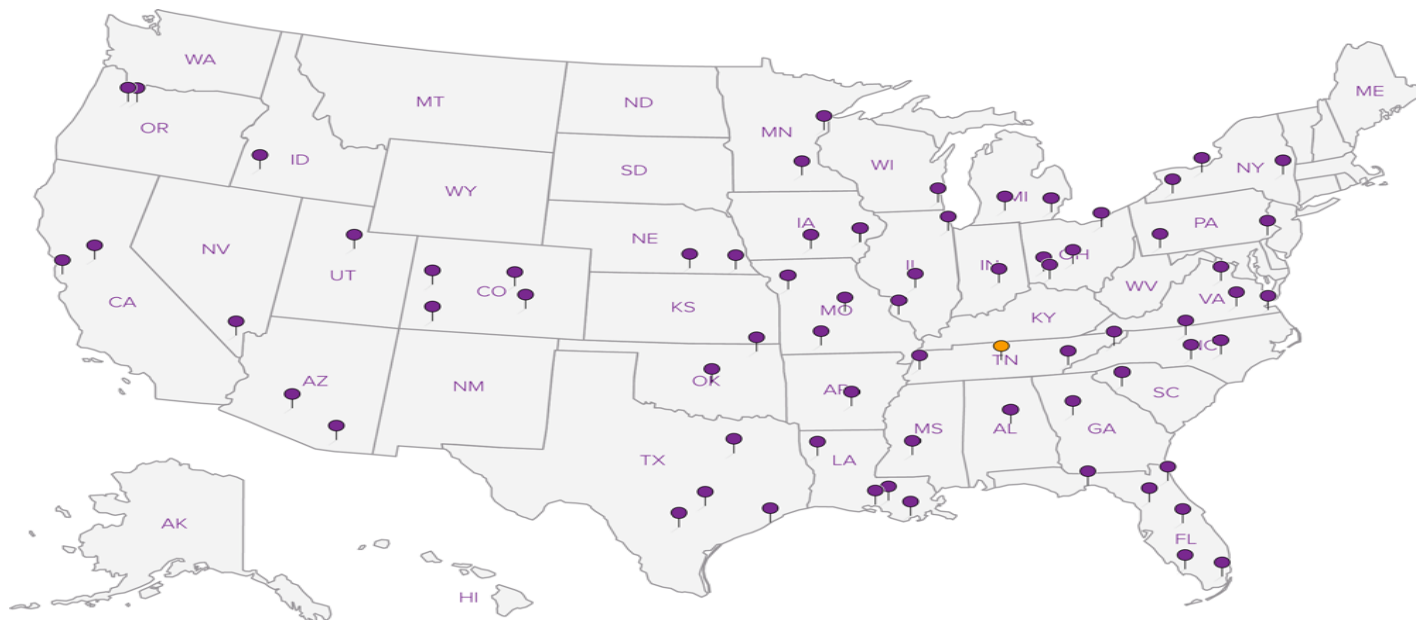
¹ Drinking Water ² Underground Storage Tanks ³ Aquatic Toxicity ⁴ Chemical/Microbiological ⁵ Mold ^{n/a} Accreditation not applicable

Third Party & Federal Accreditations

A2LA – ISO 17025	1461.01	AIHA	100789
Canada	1461.01	DOD	1461.01
EPA–Crypto	TN00003	USDA	S-67674

Our Locations

ESC Lab Sciences has sixty-four client support centers that provide sample pickup and/or the delivery of sampling supplies. If you would like assistance from one of our support offices, please contact our main office. **ESC Lab Sciences performs all testing at our central laboratory.**





FINAL LAB REPORT

Prepared by

SGS NORTH AMERICA

Prepared for

This report is approved by

This document is issued by the Company under its General Conditions of Service accessible at http://www.sgs.com/terms_and_conditions.htm. Attention is drawn to the limitation of liability, indemnification and jurisdiction issues defined therein.

SGS remains committed to serving you in the most effective manner. Should you have any questions or need additional information and technical support, please do not hesitate to contact us.

The management and staff of SGS welcomes customer feedback, both positive and negative, as we continually improve our services. Please visit our web site at www.sgs.com/ultratrace and click on the 'Email Us' link or go to our survey [here](#). Thank you for choosing SGS.

Any holder of this document is advised that it is a final submission and supersedes and voids all prior reports with the same report or identification number. The information contained hereon reflects the Company's findings at the time of its intervention only and within the limits of Client's instructions, if any. The Company's sole responsibility in conducting the work herein is to its Client and does not exonerate parties to a transaction from exercising all of their rights and obligations under such applicable transaction documents. This report may be reproduced in full only. The Company expressly disclaims any and all liability for the Client's use of or reliance upon the data contained herein. Any alteration, forgery or falsification of the content or appearance of this document which is not expressly authorized by the Company is unlawful and offenders may be prosecuted to the fullest extent of the law. Results reported relate only to the items tested.



PROJECT INFORMATION SUMMARY *(When applicable, see QC Annotations for details)*

Client Project
SGS Project #
Analytical Protocol(s)
No. Samples Submitted
Additional QC Sample(s)
No. Laboratory Method Blanks
No. OPRs / Batch CS3
Date Received
Condition Received
Temperature upon Receipt (°C)
Extraction within Holding Time
Analysis within Holding Time



QC ANNOTATIONS:

1. Please see Appendices attached for data qualifier/attribute and lab identifier descriptions which may be contained in the project.

APPENDIX A: GENERAL DATA QUALIFIERS / DATA ATTRIBUTES

B	The analyte was found in the method blank, at a concentration that was at least 10% of the concentration in the sample.
C	Two or more congeners co-elute. In EDDs, C denotes the lowest IUPAC congener in a co-elution group and additional co-eluters for the group are shown with the number of the lowest IUPAC co-eluter.
E	The reported concentration exceeds the calibration range (upper point of the calibration curve) and is an estimated value.
EMPC	Represents an Estimated Maximum Possible Concentration. EMPCs arise in cases where the signal/noise ratio is not sufficient for peak identification (the determined ion-abundance ratio is outside the allowed theoretical range), or where there is a co-eluting interference.
H/h	If the standard recovery is below the method or SOP specified value "H" is assigned. If the obtained value is less than half the specified value "h" is assigned.
J	Indicates that an analyte has a concentration below the reporting limit (lowest point of the calibration curve) and is an estimated value.
ND	Indicates a non-detect.
NR or R	Indicates a value that is not reportable.
PR	Due to interference, the associated congener is poorly resolved.
QI	Indicates the presence of a quantitative interference.
SI	Denotes "Single Ion Mode" and is utilized for PCBs where the secondary ion trace has a significantly elevated noise level due to background PFK. Responses for such peaks are calculated using an EMPC approach based solely on the primary ion area(s) and may be considered estimates.
U	The analyte was not detected. The estimated detection limit (EDL) may be reported for this analyte.
V	The labeled standard recovery was found to be outside of the method control limits.



APPENDIX B: DRBC/TMDL SPECIFIC DATA QUALIFIERS / DATA ATTRIBUTES

J	The reported result is an estimate. The value is less than the minimum calibration level but greater than the estimated detection limit (EDL).
U	The analyte was not detected in the sample at the estimated detection limit (EDL).
E	The reported concentration is an estimate. The value exceeds the upper calibration range (upper point of the calibration curve).
D	Dilution Data. Result was obtained from the analysis of a dilution.
B	Analyte found in the sample and associated method blank.
C	Co-eluting congener
Cxx	Co-elutes with the indicated congener, data is reported under the lowest IUPAC congener. 'Xx' denotes the IUPAC number with the lowest numerical designated congener.
NR	Analyte is not reportable because of problems in sample preparation or analysis.
V	Labeled standard recovery is not within method control limits.
X	Results from re-injection/repeat/second-column analysis.
EMPC	Estimated maximum possible concentration. Indicates that a peak is identified but did not meet the method specified ion-abundance ratio.

APPENDIX C: LAB IDENTIFIERS

AR	Indicates use of the archived portion of the sample extract.
CU	Indicates a sample that required additional clean-up prior to MS injection/processing.
D	Indicates a dilution of the sample extract. The number that follows the "D" indicates the dilution factor.
DE	Indicates a dilution performed with the addition of ES (extraction standard) solution.
DUP	Designation for a duplicate sample.
MS	Designation for a matrix spike.
MSD	Designation for a matrix spike duplicate.
RJ	Indicates a reinjection of the sample extract.
S	Indicates a sample split. The number that follows the "S" indicates the split factor.



SGS CERTIFICATIONS

Arkansas	88-0682
California (ELAP)	Interim ELAP Cert #2914
CLIA	34D1013708
Connecticut	PH-0258
USDA Soil Permit	P330-14-00135
DoD	2726.01
Florida (Primary NELAP)	E87634
ISO 17025/IEC	2726.01
Louisiana	4115
Maine	#2014020
Massachusetts	M-NC919
Minnesota (Primary NELAP For Method 23)	Lab #037-999-459 Cert #688823
New Jersey	NC100
New York	11685
North Carolina DWR	481
North Dakota	R-197
Oregon	NC200002
Pennsylvania	68-03675
South Carolina	Lab #99029 Cert #99029002
Texas	T104704260-13-5
US Coast Guard	16714/159.317/SGS
Virginia	Lab #460214 Cert #3006
Washington	C913
West Virginia	293

Rev. 04-Sep-2014

Sample ID: MW6-1215

Method 1613B

Client Data		Sample Data		Laboratory Data			
Name:	SLR International Corporation	Matrix:	Aqueous	Lab Project ID:	A8485	Date Received:	11-Dec-2015
Project ID:	Former EA Nord, Inc	Weight/Volume:	0.98 L	Lab Sample ID:	A8485_13820_DF_001	Date Extracted:	14-Dec-2015
Date Collected:	10-Dec-2015	pH:	6	QC Batch No:	13820	Date Analyzed:	18-Dec-2015
		Split:	-	Dilution:	-	Time Analyzed:	07:17:15
Analyte	Conc. (pg/L)	DL (pg/L)	EMPC (pg/L)	Qualifiers	Standard	ES Recoveries	Qualifiers
2378-TCDD	ND	1.28			ES 2378-TCDD	86.2	
12378-PeCDD	ND	1.74			ES 12378-PeCDD	95.9	
123478-HxCDD	ND	1.51			ES 123478-HxCDD	84.9	
123678-HxCDD	ND	1.52			ES 123678-HxCDD	81.7	
123789-HxCDD	ND	1.57			ES 123789-HxCDD	76.8	
1234678-HpCDD	ND	2.52			ES 1234678-HpCDD	81.7	
OCDD	22.5			J	ES OCDD	65.9	
2378-TCDF	ND	1.39			ES 2378-TCDF	79.9	
12378-PeCDF	ND	1.03			ES 12378-PeCDF	92.6	
23478-PeCDF	ND	1.07			ES 23478-PeCDF	87.9	
123478-HxCDF	ND	0.922			ES 123478-HxCDF	79.8	
123678-HxCDF	ND	0.958			ES 123678-HxCDF	78.5	
234678-HxCDF	ND	1.07			ES 234678-HxCDF	76.5	
123789-HxCDF	ND	1.42			ES 123789-HxCDF	72.3	
1234678-HpCDF	ND	1.34			ES 1234678-HpCDF	83.5	
1234789-HpCDF	ND	2.04			ES 1234789-HpCDF	78.4	
OCDF	ND	6.59			ES OCDF	66.7	
Totals					Standard	CS/AS Recoveries	
Total TCDD	ND	1.28	ND		CS 37CI-2378-TCDD	93.4	
Total PeCDD	ND	1.74	ND		CS 12347-PeCDD	107	
Total HxCDD	ND	1.53	ND		CS 12346-PeCDF	101	
Total HpCDD	ND		2.47		CS 123469-HxCDF	91.1	
					CS 1234689-HpCDF	84	
Total TCDF	ND	1.39	ND		AS 1368-TCDD	103	
Total PeCDF	ND	1.05	ND		AS 1368-TCDF	106	
Total HxCDF	ND	1.07	ND				
Total HpCDF	ND	1.65	ND				
Total PCDD/Fs	22.5		24.9				
WHO-2005 TEQs							
TEQ: ND=0	0.00674		0.00674				
TEQ: ND=DL/2	2.24	2.24	2.24				
TEQ: ND=DL	4.48	4.47	4.48				



5500 Business Drive
Wilmington, NC 28405, USA
www.us.sgs.com

Tel: +1 910 794-1613; Toll-Free 866 846-8290

Sample ID: MW7-1215

Method 1613B

Client Data		Sample Data		Laboratory Data			
Name:	SLR International Corporation	Matrix:	Aqueous	Lab Project ID:	A8485	Date Received:	11-Dec-2015
Project ID:	Former EA Nord, Inc	Weight/Volume:	0.99 L	Lab Sample ID:	A8485_13820_DF_002	Date Extracted:	14-Dec-2015
Date Collected:	10-Dec-2015	pH:	6	QC Batch No:	13820	Date Analyzed:	18-Dec-2015
		Split:	-	Dilution:	-	Time Analyzed:	08:09:49
Analyte	Conc. (pg/L)	DL (pg/L)	EMPC (pg/L)	Qualifiers	Standard	ES Recoveries	Qualifiers
2378-TCDD	ND	2.17			ES 2378-TCDD	75.3	
12378-PeCDD	ND	2.87			ES 12378-PeCDD	80.1	
123478-HxCDD	EMPC		3.55	J	ES 123478-HxCDD	75.2	
123678-HxCDD	20			J	ES 123678-HxCDD	75.7	
123789-HxCDD	EMPC		7.68	J	ES 123789-HxCDD	76.7	
1234678-HpCDD	566				ES 1234678-HpCDD	79.4	
OCDD	4,830				ES OCDD	65.8	
2378-TCDF	ND	2.23			ES 2378-TCDF	69.5	
12378-PeCDF	ND	1.73			ES 12378-PeCDF	79.1	
23478-PeCDF	ND	1.9			ES 23478-PeCDF	75.6	
123478-HxCDF	3.28			J	ES 123478-HxCDF	73.7	
123678-HxCDF	2.63			J	ES 123678-HxCDF	72	
234678-HxCDF	3.91			J	ES 234678-HxCDF	71.6	
123789-HxCDF	ND	2.83			ES 123789-HxCDF	71	
1234678-HpCDF	73.4				ES 1234678-HpCDF	80	
1234789-HpCDF	ND	3.77			ES 1234789-HpCDF	75.2	
OCDF	182				ES OCDF	65.9	
Totals					Standard	CS/AS Recoveries	
Total TCDD	2.85		2.85		CS 37CI-2378-TCDD	95.5	
Total PeCDD	ND	2.87	ND		CS 12347-PeCDD	104	
Total HxCDD	57.6		86.2		CS 12346-PeCDF	96.9	
Total HpCDD	924		924		CS 123469-HxCDF	93.4	
Total TCDF	ND	2.23	ND		CS 1234689-HpCDF	92.2	
Total PeCDF	3.61		9.32		AS 1368-TCDD	99.5	
Total HxCDF	55.2		65.7		AS 1368-TCDF	102	
Total HpCDF	177		177				
Total PCDD/Fs	6,230		6,270				
WHO-2005 TEQs							
TEQ: ND=0	10.9		12				
TEQ: ND=DL/2	14.3	3.92	15.1				
TEQ: ND=DL	17.7	7.84	18.2				



5500 Business Drive
Wilmington, NC 28405, USA
www.us.sgs.com

Tel: +1 910 794-1613; Toll-Free 866 846-8290

Sample ID: MW9A-1215

Method 1613B

Client Data		Sample Data		Laboratory Data			
Name:	SLR International Corporation	Matrix:	Aqueous	Lab Project ID:	A8485	Date Received:	11-Dec-2015
Project ID:	Former EA Nord, Inc	Weight/Volume:	0.97 L	Lab Sample ID:	A8485_13820_DF_003	Date Extracted:	14-Dec-2015
Date Collected:	10-Dec-2015	pH:	6	QC Batch No:	13820	Date Analyzed:	18-Dec-2015
		Split:	-	Dilution:	-	Time Analyzed:	09:02:24
Analyte	Conc. (pg/L)	DL (pg/L)	EMPC (pg/L)	Qualifiers	Standard	ES Recoveries	Qualifiers
2378-TCDD	ND	2.09			ES 2378-TCDD	90.2	
12378-PeCDD	ND	3.31			ES 12378-PeCDD	93.2	
123478-HxCDD	ND	2.72			ES 123478-HxCDD	82.3	
123678-HxCDD	ND	2.83			ES 123678-HxCDD	80.8	
123789-HxCDD	ND	2.62			ES 123789-HxCDD	79.5	
1234678-HpCDD	EMPC		5.65	J	ES 1234678-HpCDD	82.7	
OCDD	28.5			J	ES OCDD	65.4	
2378-TCDF	ND	2.1			ES 2378-TCDF	84.2	
12378-PeCDF	ND	1.44			ES 12378-PeCDF	94.7	
23478-PeCDF	ND	1.51			ES 23478-PeCDF	91.8	
123478-HxCDF	ND	1.74			ES 123478-HxCDF	77.3	
123678-HxCDF	ND	1.85			ES 123678-HxCDF	78	
234678-HxCDF	ND	1.81			ES 234678-HxCDF	75.4	
123789-HxCDF	ND	2.51			ES 123789-HxCDF	70.4	
1234678-HpCDF	EMPC		1.61	J	ES 1234678-HpCDF	86.7	
1234789-HpCDF	ND	3.54			ES 1234789-HpCDF	76	
OCDF	ND	9.78			ES OCDF	63.8	
Totals					Standard	CS/AS Recoveries	
Total TCDD	ND	2.09	ND		CS 37CI-2378-TCDD	102	
Total PeCDD	ND	3.31	ND		CS 12347-PeCDD	112	
Total HxCDD	ND	2.72	ND		CS 12346-PeCDF	108	
Total HpCDD	4.87		10.5		CS 123469-HxCDF	92.9	
					CS 1234689-HpCDF	89.4	
Total TCDF	ND	2.1	ND		AS 1368-TCDD	106	
Total PeCDF	ND	1.47	ND		AS 1368-TCDF	110	
Total HxCDF	ND	1.95	ND				
Total HpCDF	ND		1.61				
Total PCDD/Fs	33.4		40.6				
WHO-2005 TEQs							
TEQ: ND=0	0.00855		0.0812				
TEQ: ND=DL/2	3.92	3.91	3.95				
TEQ: ND=DL	7.82	7.82	7.83				



5500 Business Drive
 Wilmington, NC 28405, USA
 www.us.sgs.com

Tel: +1 910 794-1613; Toll-Free 866 846-8290

Sample ID: Method Blank A8485_13820

Method 1613B

Client Data		Sample Data		Laboratory Data			
Name:	SLR International Corporation	Matrix:	Aqueous	Lab Project ID:	A8485	Date Received:	n/a
Project ID:	Former EA Nord, Inc	Weight/Volume:	1.00 L	Lab Sample ID:	MB1_13820_DF_TLX	Date Extracted:	14-Dec-2015
Date Collected:	n/a	pH:	n/a	QC Batch No:	13820	Date Analyzed:	18-Dec-2015
		Split:	-	Dilution:	-	Time Analyzed:	03:46:54
Analyte	Conc. (pg/L)	DL (pg/L)	EMPC (pg/L)	Qualifiers	Standard	ES Recoveries	Qualifiers
2378-TCDD	ND	4.57			ES 2378-TCDD	81.3	
12378-PeCDD	ND	4.62			ES 12378-PeCDD	86.8	
123478-HxCDD	ND	4.52			ES 123478-HxCDD	76.5	
123678-HxCDD	ND	4.93			ES 123678-HxCDD	73.3	
123789-HxCDD	ND	4.58			ES 123789-HxCDD	71.5	
1234678-HpCDD	ND	5.82			ES 1234678-HpCDD	72.7	
OCDD	ND	19.3			ES OCDD	58.2	
2378-TCDF	ND	4.9			ES 2378-TCDF	74.1	
12378-PeCDF	ND	3.37			ES 12378-PeCDF	89.7	
23478-PeCDF	ND	3.44			ES 23478-PeCDF	83.2	
123478-HxCDF	ND	3.46			ES 123478-HxCDF	69.8	
123678-HxCDF	ND	3.24			ES 123678-HxCDF	71.2	
234678-HxCDF	ND	3.7			ES 234678-HxCDF	67.5	
123789-HxCDF	ND	4.41			ES 123789-HxCDF	67.2	
1234678-HpCDF	ND	2.86			ES 1234678-HpCDF	73.3	
1234789-HpCDF	ND	4.59			ES 1234789-HpCDF	68.7	
OCDF	ND	16.8			ES OCDF	57.5	
Totals					Standard	CS/AS Recoveries	
Total TCDD	ND	4.57	ND		CS 37CI-2378-TCDD	92.1	
Total PeCDD	ND	4.62	ND		CS 12347-PeCDD	102	
Total HxCDD	ND	4.67	ND		CS 12346-PeCDF	99.3	
Total HpCDD	ND	5.82	ND		CS 123469-HxCDF	82.7	
					CS 1234689-HpCDF	77.8	
Total TCDF	ND	4.9	ND		AS 1368-TCDD	98.4	
Total PeCDF	ND	3.4	ND		AS 1368-TCDF	102	
Total HxCDF	ND	3.67	ND				
Total HpCDF	ND	3.62	ND				
Total PCDD/Fs	ND		ND				
WHO-2005 TEQs							
TEQ: ND=0	0		0				
TEQ: ND=DL/2	6.92	6.92	6.92				
TEQ: ND=DL	13.8	13.8	13.8				



5500 Business Drive
 Wilmington, NC 28405, USA
 www.us.sgs.com

Tel: +1 910 794-1613; Toll-Free 866 846-8290

METHOD 1613B**PCDD/F ONGOING PRECISION AND RECOVERY (OPR)****FORM 8A**

Lab Name: SGS Environmental Services
 Initial Calibration: ICAL: HRMS3_DF_03022015_21APR15
 Instrument ID: HRMS3 GC Column ID: ZB-5ms
 VER Data Filename: 151217C15 Analysis Date: 18-DEC-2015 02:01:34
 Lab ID: OPR1_13820_DF

NATIVE ANALYTES	SPIKE CONC.	CONC. FOUND	RANGE (ng/mL)			OK
2,3,7,8-TCDD	10	10.1	6.7	-	15.8	Y
1,2,3,7,8-PeCDD	50	48.5	35	-	71	Y
1,2,3,4,7,8-HxCDD	50	50.8	35	-	82	Y
1,2,3,6,7,8-HxCDD	50	51.7	38	-	67	Y
1,2,3,7,8,9-HxCDD	50	46.5	32	-	81	Y
1,2,3,4,6,7,8-HpCDD	50	49.9	35	-	70	Y
OCDD	100	99.9	78	-	144	Y
2,3,7,8-TCDF	10	11.6	7.5	-	15.8	Y
1,2,3,7,8-PeCDF	50	51.5	40	-	67	Y
2,3,4,7,8-PeCDF	50	52.8	34	-	80	Y
1,2,3,4,7,8-HxCDF	50	48.6	36	-	67	Y
1,2,3,6,7,8-HxCDF	50	50.2	42	-	65	Y
2,3,4,6,7,8-HxCDF	50	50.5	35	-	78	Y
1,2,3,7,8,9-HxCDF	50	48.4	39	-	65	Y
1,2,3,4,6,7,8-HpCDF	50	52.2	41	-	61	Y
1,2,3,4,7,8,9-HpCDF	50	50.9	39	-	69	Y
OCDF	100	100	63	-	170	Y

Contract-required concentration limits for OPR as specified in Table 6,
 Method 1613. 10/94

METHOD 1613B**PCDD/F ONGOING PRECISION AND RECOVERY (OPR)****FORM 8B**

Lab Name: SGS Environmental Services
 Initial Calibration: ICAL: HRMS3_DF_03022015_21APR15
 Instrument ID: HRMS3 GC Column ID: ZB-5ms
 VER Data Filename: 151217C15 Analysis Date: 18-DEC-2015 02:01:34
 Lab ID: OPR1_13820_DF

LABELED ANALYTES	SPIKE CONC.	CONC. FOUND	RANGE (ng/mL)			OK
13C-2,3,7,8-TCDD	100	73.4	20	-	175	Y
13C-1,2,3,7,8-PeCDD	100	82.3	21	-	227	Y
13C-1,2,3,4,7,8-HxCDD	100	73.8	21	-	193	Y
13C-1,2,3,6,7,8-HxCDD	100	74.6	25	-	163	Y
13C-1,2,3,7,8,9-HxCDD	100	73.9	26	-	166	Y
13C-1,2,3,4,6,7,8-HpCDD	100	68	26	-	166	Y
13C-OCDD	200	103	26	-	397	Y
13C-2,3,7,8-TCDF	100	70.8	22	-	152	Y
13C-1,2,3,7,8-PeCDF	100	80.8	21	-	192	Y
13C-2,3,4,7,8-PeCDF	100	75.2	13	-	328	Y
13C-1,2,3,4,7,8-HxCDF	100	68.7	19	-	202	Y
13C-1,2,3,6,7,8-HxCDF	100	67.8	21	-	159	Y
13C-2,3,4,6,7,8-HxCDF	100	66.9	22	-	176	Y
13C-1,2,3,7,8,9-HxCDF	100	65.9	17	-	205	Y
13C-1,2,3,4,6,7,8-HpCDF	100	73	21	-	158	Y
13C-1,2,3,4,7,8,9-HpCDF	100	62	20	-	186	Y
13C-OCDF	200	104	26	-	397	Y
CLEANUP STANDARD						
37Cl-2,3,7,8-TCDD	40	37	12.4	-	76.4	Y

Contract-required concentration limits for OPR as specified in Table 6,
 Method 1613. 10/94

Processed: 18 Dec 2015 11:11 Analyst: AL

SLR International Corp. - West Linn, OR

Sample Delivery Group: L806520
Samples Received: 12/12/2015
Project Number: 108.00228.00048
Description:
Site: BOTHELL, WA
Report To: Chris Kramer
1800 Blankenship Road, Suite 440
West Linn, OR 97068










Entire Report Reviewed By:



Jarred Willis
Technical Service Representative

Results relate only to the items tested or calibrated and are reported as rounded values. This test report shall not be reproduced, except in full, without written approval of the laboratory. Where applicable, sampling conducted by ESC is performed per guidance provided in laboratory standard operating procedures: 060302, 060303, and 060304.



¹Cp: Cover Page	1	
²Tc: Table of Contents	2	
³Ss: Sample Summary	3	
⁴Cn: Case Narrative	6	
⁵Sr: Sample Results	7	
MW-1-1215 L806520-01	7	
MW-4-1215 L806520-02	8	
MW-6-1215 L806520-03	9	
MW-7-1215 L806520-04	10	
MW-9A-1215 L806520-05	11	
MW-9B-1215 L806520-06	12	
MW-3-121115 L806520-07	13	
MW-5-121115 L806520-08	14	
MW-2-121115 L806520-09	15	
MW-10B-121115 L806520-10	16	
MW-10A-121115 L806520-11	17	
MW-8A-121115 L806520-12	18	
MW-8B-121115 L806520-13	19	
TRIP BLANK L806520-14	20	
⁶Qc: Quality Control Summary	21	
Volatile Organic Compounds (GC) by Method NWTPHGX	21	
Volatile Organic Compounds (GC/MS) by Method 8260B	24	
Semi-Volatile Organic Compounds (GC) by Method NWTPHDX	34	
Semi Volatile Organic Compounds (GC/MS) by Method 8270C-SIM	35	
⁷Gl: Glossary of Terms	36	
⁸Al: Accreditations & Locations	37	
⁹Sc: Chain of Custody	38	

SAMPLE SUMMARY



MW-1-1215 L806520-01 GW

Collected by Peter Ledar
Collected date/time 12/10/15 14:14
Received date/time 12/12/15 09:00

Method	Batch	Dilution	Preparation date/time	Analysis date/time	Analyst
Semi Volatile Organic Compounds (GC/MS) by Method 8270C-SIM	WG835779	1	12/15/15 20:50	12/16/15 16:23	FMB
Semi-Volatile Organic Compounds (GC) by Method NWTPHDX	WG835539	1	12/14/15 18:46	12/16/15 03:02	JNS
Volatile Organic Compounds (GC) by Method NWTPHGX	WG837047	1	12/20/15 13:58	12/20/15 13:58	LRL
Volatile Organic Compounds (GC/MS) by Method 8260B	WG836495	1	12/18/15 11:30	12/18/15 11:30	DWR

1
Cp

2
Tc

3
Ss

4
Cn

MW-4-1215 L806520-02 GW

Collected by Peter Ledar
Collected date/time 12/10/15 14:44
Received date/time 12/12/15 09:00

Method	Batch	Dilution	Preparation date/time	Analysis date/time	Analyst
Semi Volatile Organic Compounds (GC/MS) by Method 8270C-SIM	WG835779	1	12/15/15 20:50	12/16/15 16:45	FMB
Semi-Volatile Organic Compounds (GC) by Method NWTPHDX	WG835539	1	12/14/15 18:46	12/16/15 03:20	JNS
Volatile Organic Compounds (GC) by Method NWTPHGX	WG836191	1	12/17/15 14:31	12/17/15 14:31	LRL
Volatile Organic Compounds (GC/MS) by Method 8260B	WG836495	1	12/18/15 11:53	12/18/15 11:53	DWR

5
Sr

6
Qc

7
Gl

8
Al

MW-6-1215 L806520-03 GW

Collected by Peter Ledar
Collected date/time 12/10/15 13:33
Received date/time 12/12/15 09:00

Method	Batch	Dilution	Preparation date/time	Analysis date/time	Analyst
Semi Volatile Organic Compounds (GC/MS) by Method 8270C-SIM	WG835779	1	12/15/15 20:50	12/16/15 17:07	FMB
Semi-Volatile Organic Compounds (GC) by Method NWTPHDX	WG835539	1	12/14/15 18:46	12/16/15 03:37	JNS
Volatile Organic Compounds (GC) by Method NWTPHGX	WG836191	1	12/17/15 14:53	12/17/15 14:53	LRL
Volatile Organic Compounds (GC/MS) by Method 8260B	WG836495	1	12/18/15 12:16	12/18/15 12:16	DWR

9
Sc

MW-7-1215 L806520-04 GW

Collected by Peter Ledar
Collected date/time 12/10/15 12:52
Received date/time 12/12/15 09:00

Method	Batch	Dilution	Preparation date/time	Analysis date/time	Analyst
Semi Volatile Organic Compounds (GC/MS) by Method 8270C-SIM	WG835779	1	12/15/15 20:50	12/16/15 17:29	FMB
Semi-Volatile Organic Compounds (GC) by Method NWTPHDX	WG835539	1	12/14/15 18:46	12/16/15 03:54	JNS
Volatile Organic Compounds (GC) by Method NWTPHGX	WG836191	1	12/17/15 15:15	12/17/15 15:15	LRL
Volatile Organic Compounds (GC/MS) by Method 8260B	WG834832	1	12/18/15 19:33	12/18/15 19:33	DAH

MW-9A-1215 L806520-05 GW

Collected by Peter Ledar
Collected date/time 12/10/15 11:34
Received date/time 12/12/15 09:00

Method	Batch	Dilution	Preparation date/time	Analysis date/time	Analyst
Semi Volatile Organic Compounds (GC/MS) by Method 8270C-SIM	WG835779	1	12/15/15 20:50	12/16/15 17:50	FMB
Semi-Volatile Organic Compounds (GC) by Method NWTPHDX	WG835539	1	12/14/15 18:46	12/16/15 04:12	JNS
Volatile Organic Compounds (GC) by Method NWTPHGX	WG836191	1	12/17/15 15:37	12/17/15 15:37	LRL
Volatile Organic Compounds (GC/MS) by Method 8260B	WG834832	1	12/18/15 19:53	12/18/15 19:53	DAH

MW-9B-1215 L806520-06 GW

Collected by Peter Ledar
Collected date/time 12/10/15 12:11
Received date/time 12/12/15 09:00

Method	Batch	Dilution	Preparation date/time	Analysis date/time	Analyst
Semi Volatile Organic Compounds (GC/MS) by Method 8270C-SIM	WG835779	1	12/15/15 20:50	12/16/15 18:12	FMB
Semi-Volatile Organic Compounds (GC) by Method NWTPHDX	WG835539	1	12/14/15 18:46	12/16/15 04:29	JNS
Volatile Organic Compounds (GC) by Method NWTPHGX	WG836191	1	12/17/15 15:59	12/17/15 15:59	LRL
Volatile Organic Compounds (GC/MS) by Method 8260B	WG837112	1	12/20/15 05:23	12/20/15 05:23	LRL

SAMPLE SUMMARY



MW-3-121115 L806520-07 GW

Collected by Peter Ledar
Collected date/time 12/11/15 13:05
Received date/time 12/12/15 09:00

Method	Batch	Dilution	Preparation date/time	Analysis date/time	Analyst
Semi Volatile Organic Compounds (GC/MS) by Method 8270C-SIM	WG835779	1	12/15/15 20:50	12/16/15 18:34	FMB
Semi-Volatile Organic Compounds (GC) by Method NWTPHDX	WG835539	1	12/14/15 18:46	12/16/15 04:47	JNS
Volatile Organic Compounds (GC) by Method NWTPHGX	WG836191	1	12/17/15 16:21	12/17/15 16:21	LRL
Volatile Organic Compounds (GC/MS) by Method 8260B	WG837219	1	12/21/15 12:53	12/21/15 12:53	ACG

1
Cp

2
Tc

3
Ss

4
Cn

MW-5-121115 L806520-08 GW

Collected by Peter Ledar
Collected date/time 12/11/15 12:25
Received date/time 12/12/15 09:00

Method	Batch	Dilution	Preparation date/time	Analysis date/time	Analyst
Semi Volatile Organic Compounds (GC/MS) by Method 8270C-SIM	WG835779	1	12/15/15 20:50	12/16/15 18:56	FMB
Semi-Volatile Organic Compounds (GC) by Method NWTPHDX	WG835539	1	12/14/15 18:46	12/16/15 05:04	JNS
Volatile Organic Compounds (GC) by Method NWTPHGX	WG836191	1	12/17/15 16:43	12/17/15 16:43	LRL
Volatile Organic Compounds (GC/MS) by Method 8260B	WG836593	1	12/18/15 22:28	12/18/15 22:28	JHH

5
Sr

6
Qc

7
Gl

8
Al

MW-2-121115 L806520-09 GW

Collected by Peter Ledar
Collected date/time 12/11/15 11:25
Received date/time 12/12/15 09:00

Method	Batch	Dilution	Preparation date/time	Analysis date/time	Analyst
Semi Volatile Organic Compounds (GC/MS) by Method 8270C-SIM	WG835779	1	12/15/15 20:50	12/16/15 19:17	FMB
Semi-Volatile Organic Compounds (GC) by Method NWTPHDX	WG835539	1	12/14/15 18:46	12/16/15 05:21	JNS
Volatile Organic Compounds (GC) by Method NWTPHGX	WG836191	1	12/17/15 17:05	12/17/15 17:05	LRL
Volatile Organic Compounds (GC/MS) by Method 8260B	WG836593	1	12/18/15 22:51	12/18/15 22:51	JHH

9
Sc

MW-10B-121115 L806520-10 GW

Collected by Peter Ledar
Collected date/time 12/11/15 10:45
Received date/time 12/12/15 09:00

Method	Batch	Dilution	Preparation date/time	Analysis date/time	Analyst
Semi Volatile Organic Compounds (GC/MS) by Method 8270C-SIM	WG835779	1	12/15/15 20:50	12/16/15 19:39	FMB
Semi-Volatile Organic Compounds (GC) by Method NWTPHDX	WG835539	1	12/14/15 18:46	12/16/15 05:39	JNS
Volatile Organic Compounds (GC) by Method NWTPHGX	WG836191	1	12/17/15 17:27	12/17/15 17:27	LRL
Volatile Organic Compounds (GC/MS) by Method 8260B	WG836593	1	12/18/15 23:15	12/18/15 23:15	JHH

MW-10A-121115 L806520-11 GW

Collected by Peter Ledar
Collected date/time 12/11/15 10:20
Received date/time 12/12/15 09:00

Method	Batch	Dilution	Preparation date/time	Analysis date/time	Analyst
Semi Volatile Organic Compounds (GC/MS) by Method 8270C-SIM	WG835779	1	12/15/15 20:50	12/16/15 20:01	BJF
Semi Volatile Organic Compounds (GC/MS) by Method 8270C-SIM	WG835779	500	12/15/15 20:50	12/18/15 23:39	CMJ
Semi-Volatile Organic Compounds (GC) by Method NWTPHDX	WG835539	1	12/14/15 18:46	12/16/15 05:56	JNS
Semi-Volatile Organic Compounds (GC) by Method NWTPHDX	WG835539	5	12/14/15 18:46	12/17/15 01:10	JNS
Volatile Organic Compounds (GC) by Method NWTPHGX	WG836191	1	12/17/15 17:49	12/17/15 17:49	LRL
Volatile Organic Compounds (GC/MS) by Method 8260B	WG836593	5	12/18/15 23:38	12/18/15 23:38	JHH
Volatile Organic Compounds (GC/MS) by Method 8260B	WG837219	100	12/21/15 13:16	12/21/15 13:16	ACG

MW-8A-121115 L806520-12 GW

Collected by Peter Ledar
Collected date/time 12/11/15 09:30
Received date/time 12/12/15 09:00

Method	Batch	Dilution	Preparation date/time	Analysis date/time	Analyst
Semi Volatile Organic Compounds (GC/MS) by Method 8270C-SIM	WG835779	1	12/15/15 20:50	12/16/15 20:23	FMB
Semi Volatile Organic Compounds (GC/MS) by Method 8270C-SIM	WG835779	500	12/15/15 20:50	12/19/15 00:01	CMJ
Semi-Volatile Organic Compounds (GC) by Method NWTPHDX	WG835539	50	12/14/15 18:46	12/17/15 18:22	JNS

SAMPLE SUMMARY

MW-8A-121115 L806520-12 GW

Collected by Peter Ledar Collected date/time 12/11/15 09:30 Received date/time 12/12/15 09:00

Method	Batch	Dilution	Preparation date/time	Analysis date/time	Analyst
Volatile Organic Compounds (GC) by Method NWTPHGX	WG837047	1	12/20/15 14:20	12/20/15 14:20	LRL
Volatile Organic Compounds (GC/MS) by Method 8260B	WG836593	5	12/19/15 00:01	12/19/15 00:01	JHH
Volatile Organic Compounds (GC/MS) by Method 8260B	WG837219	200	12/21/15 13:39	12/21/15 13:39	ACG

- 1 Cp
- 2 Tc
- 3 Ss
- 4 Cn
- 5 Sr
- 6 Qc
- 7 Gl
- 8 Al
- 9 Sc

MW-8B-121115 L806520-13 GW

Collected by Peter Ledar Collected date/time 12/11/15 08:50 Received date/time 12/12/15 09:00

Method	Batch	Dilution	Preparation date/time	Analysis date/time	Analyst
Semi Volatile Organic Compounds (GC/MS) by Method 8270C-SIM	WG835779	1000	12/15/15 20:50	12/19/15 00:22	CMJ
Semi Volatile Organic Compounds (GC/MS) by Method 8270C-SIM	WG835779	40	12/15/15 20:50	12/16/15 22:33	FMB
Semi-Volatile Organic Compounds (GC) by Method NWTPHDX	WG835539	200	12/14/15 18:46	12/17/15 18:38	JNS
Volatile Organic Compounds (GC) by Method NWTPHGX	WG836193	1	12/18/15 13:55	12/18/15 13:55	BMB
Volatile Organic Compounds (GC/MS) by Method 8260B	WG836593	5	12/19/15 00:24	12/19/15 00:24	JHH
Volatile Organic Compounds (GC/MS) by Method 8260B	WG837219	200	12/21/15 14:03	12/21/15 14:03	ACG

TRIP BLANK L806520-14 GW

Collected by Peter Ledar Collected date/time 12/10/15 00:00 Received date/time 12/12/15 09:00

Method	Batch	Dilution	Preparation date/time	Analysis date/time	Analyst
Volatile Organic Compounds (GC/MS) by Method 8260B	WG836593	1	12/18/15 20:32	12/18/15 20:32	JHH



All sample aliquots were received at the correct temperature, in the proper containers, with the appropriate preservatives, and within method specified holding times. All MDL (LOD) and RDL (LOQ) values reported for environmental samples have been corrected for the dilution factor used in the analysis. All Method and Batch Quality Control are within established criteria except where addressed in this case narrative, a non-conformance form or properly qualified within the sample results. By my digital signature below, I affirm to the best of my knowledge, all problems/anomalies observed by the laboratory as having the potential to affect the quality of the data have been identified by the laboratory, and no information or data have been knowingly withheld that would affect the quality of the data.

Jarred Willis
Technical Service Representative

¹ Cp

² Tc

³ Ss

⁴ Cn

⁵ Sr

⁶ Qc

⁷ Gl

⁸ Al

⁹ Sc



Volatile Organic Compounds (GC) by Method NWTPHGX

Analyte	Result	Qualifier	MDL	RDL	Dilution	Analysis	Batch
	ug/l		ug/l	ug/l		date / time	
Gasoline Range Organics-NWTPH	40.4	J	31.6	100	1	12/20/2015 13:58	WG837047
(S) a,a,a-Trifluorotoluene(FID) 101				62.0-128		12/20/2015 13:58	WG837047

- 1 Cp
- 2 Tc
- 3 Ss
- 4 Cn
- 5 Sr
- 6 Qc
- 7 Gl
- 8 Al
- 9 Sc

Volatile Organic Compounds (GC/MS) by Method 8260B

Analyte	Result	Qualifier	MDL	RDL	Dilution	Analysis	Batch
	ug/l		ug/l	ug/l		date / time	
Benzene	U		0.331	1.00	1	12/18/2015 11:30	WG836495
Ethylbenzene	U		0.384	1.00	1	12/18/2015 11:30	WG836495
Toluene	U		0.780	5.00	1	12/18/2015 11:30	WG836495
Xylenes, Total	U		1.06	3.00	1	12/18/2015 11:30	WG836495
Naphthalene	U		1.00	5.00	1	12/18/2015 11:30	WG836495
1,2,4-Trimethylbenzene	U		0.373	1.00	1	12/18/2015 11:30	WG836495
(S) Toluene-d8 101				90.0-115		12/18/2015 11:30	WG836495
(S) Dibromofluoromethane 99.9				79.0-121		12/18/2015 11:30	WG836495
(S) 4-Bromofluorobenzene 107				80.1-120		12/18/2015 11:30	WG836495

Semi-Volatile Organic Compounds (GC) by Method NWTPHDX

Analyte	Result	Qualifier	MDL	RDL	Dilution	Analysis	Batch
	ug/l		ug/l	ug/l		date / time	
Diesel Range Organics (DRO)	333		33.0	100	1	12/16/2015 03:02	WG835539
Residual Range Organics (RRO)	386		82.5	250	1	12/16/2015 03:02	WG835539
(S) o-Terphenyl 101				50.0-150		12/16/2015 03:02	WG835539

Semi Volatile Organic Compounds (GC/MS) by Method 8270C-SIM

Analyte	Result	Qualifier	MDL	RDL	Dilution	Analysis	Batch
	ug/l		ug/l	ug/l		date / time	
Benzo(a)anthracene	U		0.00410	0.0500	1	12/16/2015 16:23	WG835779
Benzo(a)pyrene	U		0.0116	0.0500	1	12/16/2015 16:23	WG835779
Benzo(b)fluoranthene	U		0.00212	0.0500	1	12/16/2015 16:23	WG835779
Benzo(k)fluoranthene	U		0.0136	0.0500	1	12/16/2015 16:23	WG835779
Chrysene	U		0.0108	0.0500	1	12/16/2015 16:23	WG835779
Dibenz(a,h)anthracene	U		0.00396	0.0500	1	12/16/2015 16:23	WG835779
Indeno(1,2,3-cd)pyrene	U		0.0148	0.0500	1	12/16/2015 16:23	WG835779
(S) Nitrobenzene-d5 87.9				45.1-170		12/16/2015 16:23	WG835779
(S) 2-Fluorobiphenyl 83.4				57.7-153		12/16/2015 16:23	WG835779
(S) p-Terphenyl-d14 78.9				53.2-156		12/16/2015 16:23	WG835779



Volatile Organic Compounds (GC) by Method NWTPHGX

Analyte	Result	Qualifier	MDL	RDL	Dilution	Analysis	Batch
	ug/l		ug/l	ug/l		date / time	
Gasoline Range Organics-NWTPH	U		31.6	100	1	12/17/2015 14:31	WG836191
(S) a,a,a-Trifluorotoluene(FID)	93.9			62.0-128		12/17/2015 14:31	WG836191

- 1 Cp
- 2 Tc
- 3 Ss
- 4 Cn
- 5 Sr
- 6 Qc
- 7 Gl
- 8 Al
- 9 Sc

Volatile Organic Compounds (GC/MS) by Method 8260B

Analyte	Result	Qualifier	MDL	RDL	Dilution	Analysis	Batch
	ug/l		ug/l	ug/l		date / time	
Benzene	U		0.331	1.00	1	12/18/2015 11:53	WG836495
Ethylbenzene	U		0.384	1.00	1	12/18/2015 11:53	WG836495
Toluene	U		0.780	5.00	1	12/18/2015 11:53	WG836495
Xylenes, Total	U		1.06	3.00	1	12/18/2015 11:53	WG836495
Naphthalene	U		1.00	5.00	1	12/18/2015 11:53	WG836495
1,2,4-Trimethylbenzene	U		0.373	1.00	1	12/18/2015 11:53	WG836495
(S) Toluene-d8	102			90.0-115		12/18/2015 11:53	WG836495
(S) Dibromofluoromethane	98.5			79.0-121		12/18/2015 11:53	WG836495
(S) 4-Bromofluorobenzene	107			80.1-120		12/18/2015 11:53	WG836495

Semi-Volatile Organic Compounds (GC) by Method NWTPHDX

Analyte	Result	Qualifier	MDL	RDL	Dilution	Analysis	Batch
	ug/l		ug/l	ug/l		date / time	
Diesel Range Organics (DRO)	36.9	J	33.0	100	1	12/16/2015 03:20	WG835539
Residual Range Organics (RRO)	U		82.5	250	1	12/16/2015 03:20	WG835539
(S) o-Terphenyl	94.6			50.0-150		12/16/2015 03:20	WG835539

Semi Volatile Organic Compounds (GC/MS) by Method 8270C-SIM

Analyte	Result	Qualifier	MDL	RDL	Dilution	Analysis	Batch
	ug/l		ug/l	ug/l		date / time	
Benzo(a)anthracene	0.00542	J	0.00410	0.0500	1	12/16/2015 16:45	WG835779
Benzo(a)pyrene	U		0.0116	0.0500	1	12/16/2015 16:45	WG835779
Benzo(b)fluoranthene	0.0102	J	0.00212	0.0500	1	12/16/2015 16:45	WG835779
Benzo(k)fluoranthene	U		0.0136	0.0500	1	12/16/2015 16:45	WG835779
Chrysene	U		0.0108	0.0500	1	12/16/2015 16:45	WG835779
Dibenz(a,h)anthracene	U		0.00396	0.0500	1	12/16/2015 16:45	WG835779
Indeno(1,2,3-cd)pyrene	U		0.0148	0.0500	1	12/16/2015 16:45	WG835779
(S) Nitrobenzene-d5	87.5			45.1-170		12/16/2015 16:45	WG835779
(S) 2-Fluorobiphenyl	82.0			57.7-153		12/16/2015 16:45	WG835779
(S) p-Terphenyl-d14	81.0			53.2-156		12/16/2015 16:45	WG835779



Volatile Organic Compounds (GC) by Method NWTPHGX

Analyte	Result	Qualifier	MDL	RDL	Dilution	Analysis	Batch
	ug/l		ug/l	ug/l		date / time	
Gasoline Range Organics-NWTPH	U		31.6	100	1	12/17/2015 14:53	WG836191
(S) a,a,a-Trifluorotoluene(FID)	93.8			62.0-128		12/17/2015 14:53	WG836191

- 1 Cp
- 2 Tc
- 3 Ss
- 4 Cn
- 5 Sr
- 6 Qc
- 7 Gl
- 8 Al
- 9 Sc

Volatile Organic Compounds (GC/MS) by Method 8260B

Analyte	Result	Qualifier	MDL	RDL	Dilution	Analysis	Batch
	ug/l		ug/l	ug/l		date / time	
Benzene	U		0.331	1.00	1	12/18/2015 12:16	WG836495
Ethylbenzene	U		0.384	1.00	1	12/18/2015 12:16	WG836495
Toluene	U		0.780	5.00	1	12/18/2015 12:16	WG836495
Xylenes, Total	U		1.06	3.00	1	12/18/2015 12:16	WG836495
Naphthalene	U		1.00	5.00	1	12/18/2015 12:16	WG836495
1,2,4-Trimethylbenzene	U		0.373	1.00	1	12/18/2015 12:16	WG836495
(S) Toluene-d8	101			90.0-115		12/18/2015 12:16	WG836495
(S) Dibromofluoromethane	102			79.0-121		12/18/2015 12:16	WG836495
(S) 4-Bromofluorobenzene	105			80.1-120		12/18/2015 12:16	WG836495

Semi-Volatile Organic Compounds (GC) by Method NWTPHDX

Analyte	Result	Qualifier	MDL	RDL	Dilution	Analysis	Batch
	ug/l		ug/l	ug/l		date / time	
Diesel Range Organics (DRO)	61.6	J	33.0	100	1	12/16/2015 03:37	WG835539
Residual Range Organics (RRO)	93.3	J	82.5	250	1	12/16/2015 03:37	WG835539
(S) o-Terphenyl	96.8			50.0-150		12/16/2015 03:37	WG835539

Semi Volatile Organic Compounds (GC/MS) by Method 8270C-SIM

Analyte	Result	Qualifier	MDL	RDL	Dilution	Analysis	Batch
	ug/l		ug/l	ug/l		date / time	
Benzo(a)anthracene	U		0.00410	0.0500	1	12/16/2015 17:07	WG835779
Benzo(a)pyrene	U		0.0116	0.0500	1	12/16/2015 17:07	WG835779
Benzo(b)fluoranthene	U		0.00212	0.0500	1	12/16/2015 17:07	WG835779
Benzo(k)fluoranthene	U		0.0136	0.0500	1	12/16/2015 17:07	WG835779
Chrysene	U		0.0108	0.0500	1	12/16/2015 17:07	WG835779
Dibenz(a,h)anthracene	U		0.00396	0.0500	1	12/16/2015 17:07	WG835779
Indeno(1,2,3-cd)pyrene	U		0.0148	0.0500	1	12/16/2015 17:07	WG835779
(S) Nitrobenzene-d5	88.6			45.1-170		12/16/2015 17:07	WG835779
(S) 2-Fluorobiphenyl	85.1			57.7-153		12/16/2015 17:07	WG835779
(S) p-Terphenyl-d14	81.8			53.2-156		12/16/2015 17:07	WG835779



Volatile Organic Compounds (GC) by Method NWTPHGX

Analyte	Result	Qualifier	MDL	RDL	Dilution	Analysis	Batch
	ug/l		ug/l	ug/l		date / time	
Gasoline Range Organics-NWTPH	U		31.6	100	1	12/17/2015 15:15	WG836191
(S) a,a,a-Trifluorotoluene(FID)	95.1			62.0-128		12/17/2015 15:15	WG836191

- 1 Cp
- 2 Tc
- 3 Ss
- 4 Cn
- 5 Sr
- 6 Qc
- 7 Gl
- 8 Al
- 9 Sc

Volatile Organic Compounds (GC/MS) by Method 8260B

Analyte	Result	Qualifier	MDL	RDL	Dilution	Analysis	Batch
	ug/l		ug/l	ug/l		date / time	
Benzene	U		0.331	1.00	1	12/18/2015 19:33	WG834832
Ethylbenzene	U		0.384	1.00	1	12/18/2015 19:33	WG834832
Toluene	U		0.780	5.00	1	12/18/2015 19:33	WG834832
Xylenes, Total	U		1.06	3.00	1	12/18/2015 19:33	WG834832
Naphthalene	U		1.00	5.00	1	12/18/2015 19:33	WG834832
1,2,4-Trimethylbenzene	U		0.373	1.00	1	12/18/2015 19:33	WG834832
(S) Toluene-d8	105			90.0-115		12/18/2015 19:33	WG834832
(S) Dibromofluoromethane	101			79.0-121		12/18/2015 19:33	WG834832
(S) 4-Bromofluorobenzene	106			80.1-120		12/18/2015 19:33	WG834832

Semi-Volatile Organic Compounds (GC) by Method NWTPHDX

Analyte	Result	Qualifier	MDL	RDL	Dilution	Analysis	Batch
	ug/l		ug/l	ug/l		date / time	
Diesel Range Organics (DRO)	68.9	J	33.0	100	1	12/16/2015 03:54	WG835539
Residual Range Organics (RRO)	87.9	J	82.5	250	1	12/16/2015 03:54	WG835539
(S) o-Terphenyl	93.1			50.0-150		12/16/2015 03:54	WG835539

Semi Volatile Organic Compounds (GC/MS) by Method 8270C-SIM

Analyte	Result	Qualifier	MDL	RDL	Dilution	Analysis	Batch
	ug/l		ug/l	ug/l		date / time	
Benzo(a)anthracene	0.00999	J	0.00410	0.0500	1	12/16/2015 17:29	WG835779
Benzo(a)pyrene	U		0.0116	0.0500	1	12/16/2015 17:29	WG835779
Benzo(b)fluoranthene	0.00746	J	0.00212	0.0500	1	12/16/2015 17:29	WG835779
Benzo(k)fluoranthene	U		0.0136	0.0500	1	12/16/2015 17:29	WG835779
Chrysene	U		0.0108	0.0500	1	12/16/2015 17:29	WG835779
Dibenz(a,h)anthracene	U		0.00396	0.0500	1	12/16/2015 17:29	WG835779
Indeno(1,2,3-cd)pyrene	U		0.0148	0.0500	1	12/16/2015 17:29	WG835779
(S) Nitrobenzene-d5	90.0			45.1-170		12/16/2015 17:29	WG835779
(S) 2-Fluorobiphenyl	84.5			57.7-153		12/16/2015 17:29	WG835779
(S) p-Terphenyl-d14	72.3			53.2-156		12/16/2015 17:29	WG835779



Volatile Organic Compounds (GC) by Method NWTPHGX

Analyte	Result	Qualifier	MDL	RDL	Dilution	Analysis	Batch
	ug/l		ug/l	ug/l		date / time	
Gasoline Range Organics-NWTPH	U		31.6	100	1	12/17/2015 15:37	WG836191
(S) a,a,a-Trifluorotoluene(FID)	92.1			62.0-128		12/17/2015 15:37	WG836191

- 1 Cp
- 2 Tc
- 3 Ss
- 4 Cn
- 5 Sr
- 6 Qc
- 7 Gl
- 8 Al
- 9 Sc

Volatile Organic Compounds (GC/MS) by Method 8260B

Analyte	Result	Qualifier	MDL	RDL	Dilution	Analysis	Batch
	ug/l		ug/l	ug/l		date / time	
Benzene	U		0.331	1.00	1	12/18/2015 19:53	WG834832
Ethylbenzene	U		0.384	1.00	1	12/18/2015 19:53	WG834832
Toluene	U		0.780	5.00	1	12/18/2015 19:53	WG834832
Xylenes, Total	U		1.06	3.00	1	12/18/2015 19:53	WG834832
Naphthalene	U		1.00	5.00	1	12/18/2015 19:53	WG834832
1,2,4-Trimethylbenzene	U		0.373	1.00	1	12/18/2015 19:53	WG834832
(S) Toluene-d8	106			90.0-115		12/18/2015 19:53	WG834832
(S) Dibromofluoromethane	102			79.0-121		12/18/2015 19:53	WG834832
(S) 4-Bromofluorobenzene	105			80.1-120		12/18/2015 19:53	WG834832

Semi-Volatile Organic Compounds (GC) by Method NWTPHDX

Analyte	Result	Qualifier	MDL	RDL	Dilution	Analysis	Batch
	ug/l		ug/l	ug/l		date / time	
Diesel Range Organics (DRO)	138		33.0	100	1	12/16/2015 04:12	WG835539
Residual Range Organics (RRO)	157	J	82.5	250	1	12/16/2015 04:12	WG835539
(S) o-Terphenyl	102			50.0-150		12/16/2015 04:12	WG835539

Semi Volatile Organic Compounds (GC/MS) by Method 8270C-SIM

Analyte	Result	Qualifier	MDL	RDL	Dilution	Analysis	Batch
	ug/l		ug/l	ug/l		date / time	
Benzo(a)anthracene	0.0336	J	0.00410	0.0500	1	12/16/2015 17:50	WG835779
Benzo(a)pyrene	0.0235	J	0.0116	0.0500	1	12/16/2015 17:50	WG835779
Benzo(b)fluoranthene	0.0360	J	0.00212	0.0500	1	12/16/2015 17:50	WG835779
Benzo(k)fluoranthene	U		0.0136	0.0500	1	12/16/2015 17:50	WG835779
Chrysene	0.0428	J	0.0108	0.0500	1	12/16/2015 17:50	WG835779
Dibenz(a,h)anthracene	U		0.00396	0.0500	1	12/16/2015 17:50	WG835779
Indeno(1,2,3-cd)pyrene	U		0.0148	0.0500	1	12/16/2015 17:50	WG835779
(S) Nitrobenzene-d5	85.4			45.1-170		12/16/2015 17:50	WG835779
(S) 2-Fluorobiphenyl	78.6			57.7-153		12/16/2015 17:50	WG835779
(S) p-Terphenyl-d14	77.0			53.2-156		12/16/2015 17:50	WG835779



Volatile Organic Compounds (GC) by Method NWTPHGX

Analyte	Result	Qualifier	MDL	RDL	Dilution	Analysis	Batch
	ug/l		ug/l	ug/l		date / time	
Gasoline Range Organics-NWTPH	U		31.6	100	1	12/17/2015 15:59	WG836191
(S) a,a,a-Trifluorotoluene(FID)	95.0			62.0-128		12/17/2015 15:59	WG836191

- 1 Cp
- 2 Tc
- 3 Ss
- 4 Cn
- 5 Sr
- 6 Qc
- 7 Gl
- 8 Al
- 9 Sc

Volatile Organic Compounds (GC/MS) by Method 8260B

Analyte	Result	Qualifier	MDL	RDL	Dilution	Analysis	Batch
	ug/l		ug/l	ug/l		date / time	
Benzene	U		0.331	1.00	1	12/20/2015 05:23	WG837112
Ethylbenzene	U		0.384	1.00	1	12/20/2015 05:23	WG837112
Toluene	U		0.780	5.00	1	12/20/2015 05:23	WG837112
Xylenes, Total	U		1.06	3.00	1	12/20/2015 05:23	WG837112
Naphthalene	U		1.00	5.00	1	12/20/2015 05:23	WG837112
1,2,4-Trimethylbenzene	U		0.373	1.00	1	12/20/2015 05:23	WG837112
(S) Toluene-d8	103			90.0-115		12/20/2015 05:23	WG837112
(S) Dibromofluoromethane	101			79.0-121		12/20/2015 05:23	WG837112
(S) 4-Bromofluorobenzene	89.9			80.1-120		12/20/2015 05:23	WG837112

Semi-Volatile Organic Compounds (GC) by Method NWTPHDX

Analyte	Result	Qualifier	MDL	RDL	Dilution	Analysis	Batch
	ug/l		ug/l	ug/l		date / time	
Diesel Range Organics (DRO)	U		33.0	100	1	12/16/2015 04:29	WG835539
Residual Range Organics (RRO)	U		82.5	250	1	12/16/2015 04:29	WG835539
(S) o-Terphenyl	95.9			50.0-150		12/16/2015 04:29	WG835539

Semi Volatile Organic Compounds (GC/MS) by Method 8270C-SIM

Analyte	Result	Qualifier	MDL	RDL	Dilution	Analysis	Batch
	ug/l		ug/l	ug/l		date / time	
Benzo(a)anthracene	0.0105	J	0.00410	0.0500	1	12/16/2015 18:12	WG835779
Benzo(a)pyrene	U		0.0116	0.0500	1	12/16/2015 18:12	WG835779
Benzo(b)fluoranthene	U		0.00212	0.0500	1	12/16/2015 18:12	WG835779
Benzo(k)fluoranthene	U		0.0136	0.0500	1	12/16/2015 18:12	WG835779
Chrysene	U		0.0108	0.0500	1	12/16/2015 18:12	WG835779
Dibenz(a,h)anthracene	U		0.00396	0.0500	1	12/16/2015 18:12	WG835779
Indeno(1,2,3-cd)pyrene	U		0.0148	0.0500	1	12/16/2015 18:12	WG835779
(S) Nitrobenzene-d5	85.1			45.1-170		12/16/2015 18:12	WG835779
(S) 2-Fluorobiphenyl	80.7			57.7-153		12/16/2015 18:12	WG835779
(S) p-Terphenyl-d14	80.0			53.2-156		12/16/2015 18:12	WG835779



Volatile Organic Compounds (GC) by Method NWTPHGX

Analyte	Result	Qualifier	MDL	RDL	Dilution	Analysis	Batch
	ug/l		ug/l	ug/l		date / time	
Gasoline Range Organics-NWTPH	U		31.6	100	1	12/17/2015 16:21	WG836191
(S) a,a,a-Trifluorotoluene(FID)	95.2			62.0-128		12/17/2015 16:21	WG836191

- 1 Cp
- 2 Tc
- 3 Ss
- 4 Cn
- 5 Sr
- 6 Qc
- 7 Gl
- 8 Al
- 9 Sc

Volatile Organic Compounds (GC/MS) by Method 8260B

Analyte	Result	Qualifier	MDL	RDL	Dilution	Analysis	Batch
	ug/l		ug/l	ug/l		date / time	
Benzene	U		0.331	1.00	1	12/21/2015 12:53	WG837219
Ethylbenzene	U		0.384	1.00	1	12/21/2015 12:53	WG837219
Toluene	U		0.780	5.00	1	12/21/2015 12:53	WG837219
Xylenes, Total	U		1.06	3.00	1	12/21/2015 12:53	WG837219
Naphthalene	U		1.00	5.00	1	12/21/2015 12:53	WG837219
1,2,4-Trimethylbenzene	U		0.373	1.00	1	12/21/2015 12:53	WG837219
(S) Toluene-d8	102			90.0-115		12/21/2015 12:53	WG837219
(S) Dibromofluoromethane	99.6			79.0-121		12/21/2015 12:53	WG837219
(S) 4-Bromofluorobenzene	104			80.1-120		12/21/2015 12:53	WG837219

Semi-Volatile Organic Compounds (GC) by Method NWTPHDX

Analyte	Result	Qualifier	MDL	RDL	Dilution	Analysis	Batch
	ug/l		ug/l	ug/l		date / time	
Diesel Range Organics (DRO)	87.4	J	33.0	100	1	12/16/2015 04:47	WG835539
Residual Range Organics (RRO)	85.0	J	82.5	250	1	12/16/2015 04:47	WG835539
(S) o-Terphenyl	103			50.0-150		12/16/2015 04:47	WG835539

Semi Volatile Organic Compounds (GC/MS) by Method 8270C-SIM

Analyte	Result	Qualifier	MDL	RDL	Dilution	Analysis	Batch
	ug/l		ug/l	ug/l		date / time	
Benzo(a)anthracene	U		0.00410	0.0500	1	12/16/2015 18:34	WG835779
Benzo(a)pyrene	U		0.0116	0.0500	1	12/16/2015 18:34	WG835779
Benzo(b)fluoranthene	U		0.00212	0.0500	1	12/16/2015 18:34	WG835779
Benzo(k)fluoranthene	U		0.0136	0.0500	1	12/16/2015 18:34	WG835779
Chrysene	U		0.0108	0.0500	1	12/16/2015 18:34	WG835779
Dibenz(a,h)anthracene	U		0.00396	0.0500	1	12/16/2015 18:34	WG835779
Indeno(1,2,3-cd)pyrene	U		0.0148	0.0500	1	12/16/2015 18:34	WG835779
(S) Nitrobenzene-d5	91.6			45.1-170		12/16/2015 18:34	WG835779
(S) 2-Fluorobiphenyl	84.7			57.7-153		12/16/2015 18:34	WG835779
(S) p-Terphenyl-d14	95.6			53.2-156		12/16/2015 18:34	WG835779



Volatile Organic Compounds (GC) by Method NWTPHGX

Analyte	Result	Qualifier	MDL	RDL	Dilution	Analysis	Batch
	ug/l		ug/l	ug/l		date / time	
Gasoline Range Organics-NWTPH	42.1	J	31.6	100	1	12/17/2015 16:43	WG836191
(S) a,a,a-Trifluorotoluene(FID)	94.8			62.0-128		12/17/2015 16:43	WG836191

- 1 Cp
- 2 Tc
- 3 Ss
- 4 Cn
- 5 Sr
- 6 Qc
- 7 Gl
- 8 Al
- 9 Sc

Volatile Organic Compounds (GC/MS) by Method 8260B

Analyte	Result	Qualifier	MDL	RDL	Dilution	Analysis	Batch
	ug/l		ug/l	ug/l		date / time	
Benzene	U		0.331	1.00	1	12/18/2015 22:28	WG836593
Ethylbenzene	U		0.384	1.00	1	12/18/2015 22:28	WG836593
Toluene	U		0.780	5.00	1	12/18/2015 22:28	WG836593
Xylenes, Total	U		1.06	3.00	1	12/18/2015 22:28	WG836593
Naphthalene	20.5		1.00	5.00	1	12/18/2015 22:28	WG836593
1,2,4-Trimethylbenzene	U		0.373	1.00	1	12/18/2015 22:28	WG836593
(S) Toluene-d8	101			90.0-115		12/18/2015 22:28	WG836593
(S) Dibromofluoromethane	101			79.0-121		12/18/2015 22:28	WG836593
(S) 4-Bromofluorobenzene	106			80.1-120		12/18/2015 22:28	WG836593

Semi-Volatile Organic Compounds (GC) by Method NWTPHDX

Analyte	Result	Qualifier	MDL	RDL	Dilution	Analysis	Batch
	ug/l		ug/l	ug/l		date / time	
Diesel Range Organics (DRO)	385		33.0	100	1	12/16/2015 05:04	WG835539
Residual Range Organics (RRO)	294		82.5	250	1	12/16/2015 05:04	WG835539
(S) o-Terphenyl	106			50.0-150		12/16/2015 05:04	WG835539

Semi Volatile Organic Compounds (GC/MS) by Method 8270C-SIM

Analyte	Result	Qualifier	MDL	RDL	Dilution	Analysis	Batch
	ug/l		ug/l	ug/l		date / time	
Benzo(a)anthracene	0.0766		0.00410	0.0500	1	12/16/2015 18:56	WG835779
Benzo(a)pyrene	0.0332	J	0.0116	0.0500	1	12/16/2015 18:56	WG835779
Benzo(b)fluoranthene	0.0411	J	0.00212	0.0500	1	12/16/2015 18:56	WG835779
Benzo(k)fluoranthene	0.0156	J	0.0136	0.0500	1	12/16/2015 18:56	WG835779
Chrysene	0.0542		0.0108	0.0500	1	12/16/2015 18:56	WG835779
Dibenz(a,h)anthracene	0.0122	J	0.00396	0.0500	1	12/16/2015 18:56	WG835779
Indeno(1,2,3-cd)pyrene	0.0149	J	0.0148	0.0500	1	12/16/2015 18:56	WG835779
(S) Nitrobenzene-d5	88.6			45.1-170		12/16/2015 18:56	WG835779
(S) 2-Fluorobiphenyl	84.6			57.7-153		12/16/2015 18:56	WG835779
(S) p-Terphenyl-d14	81.3			53.2-156		12/16/2015 18:56	WG835779



Volatile Organic Compounds (GC) by Method NWTPHGX

Analyte	Result	Qualifier	MDL	RDL	Dilution	Analysis	Batch
	ug/l		ug/l	ug/l		date / time	
Gasoline Range Organics-NWTPH	U		31.6	100	1	12/17/2015 17:05	WG836191
(S) a,a,a-Trifluorotoluene(FID)	95.4			62.0-128		12/17/2015 17:05	WG836191

- 1 Cp
- 2 Tc
- 3 Ss
- 4 Cn
- 5 Sr
- 6 Qc
- 7 Gl
- 8 Al
- 9 Sc

Volatile Organic Compounds (GC/MS) by Method 8260B

Analyte	Result	Qualifier	MDL	RDL	Dilution	Analysis	Batch
	ug/l		ug/l	ug/l		date / time	
Benzene	U		0.331	1.00	1	12/18/2015 22:51	WG836593
Ethylbenzene	U		0.384	1.00	1	12/18/2015 22:51	WG836593
Toluene	U		0.780	5.00	1	12/18/2015 22:51	WG836593
Xylenes, Total	U		1.06	3.00	1	12/18/2015 22:51	WG836593
Naphthalene	1.11	J	1.00	5.00	1	12/18/2015 22:51	WG836593
1,2,4-Trimethylbenzene	U		0.373	1.00	1	12/18/2015 22:51	WG836593
(S) Toluene-d8	102			90.0-115		12/18/2015 22:51	WG836593
(S) Dibromofluoromethane	101			79.0-121		12/18/2015 22:51	WG836593
(S) 4-Bromofluorobenzene	104			80.1-120		12/18/2015 22:51	WG836593

Semi-Volatile Organic Compounds (GC) by Method NWTPHDX

Analyte	Result	Qualifier	MDL	RDL	Dilution	Analysis	Batch
	ug/l		ug/l	ug/l		date / time	
Diesel Range Organics (DRO)	U		33.0	100	1	12/16/2015 05:21	WG835539
Residual Range Organics (RRO)	U		82.5	250	1	12/16/2015 05:21	WG835539
(S) o-Terphenyl	97.7			50.0-150		12/16/2015 05:21	WG835539

Semi Volatile Organic Compounds (GC/MS) by Method 8270C-SIM

Analyte	Result	Qualifier	MDL	RDL	Dilution	Analysis	Batch
	ug/l		ug/l	ug/l		date / time	
Benzo(a)anthracene	U		0.00410	0.0500	1	12/16/2015 19:17	WG835779
Benzo(a)pyrene	U		0.0116	0.0500	1	12/16/2015 19:17	WG835779
Benzo(b)fluoranthene	U		0.00212	0.0500	1	12/16/2015 19:17	WG835779
Benzo(k)fluoranthene	U		0.0136	0.0500	1	12/16/2015 19:17	WG835779
Chrysene	U		0.0108	0.0500	1	12/16/2015 19:17	WG835779
Dibenz(a,h)anthracene	U		0.00396	0.0500	1	12/16/2015 19:17	WG835779
Indeno(1,2,3-cd)pyrene	U		0.0148	0.0500	1	12/16/2015 19:17	WG835779
(S) Nitrobenzene-d5	90.4			45.1-170		12/16/2015 19:17	WG835779
(S) 2-Fluorobiphenyl	84.8			57.7-153		12/16/2015 19:17	WG835779
(S) p-Terphenyl-d14	85.4			53.2-156		12/16/2015 19:17	WG835779



Volatile Organic Compounds (GC) by Method NWTPHGX

Analyte	Result	Qualifier	MDL	RDL	Dilution	Analysis	Batch
	ug/l		ug/l	ug/l		date / time	
Gasoline Range Organics-NWTPH	189		31.6	100	1	12/17/2015 17:27	WG836191
(S) a,a,a-Trifluorotoluene(FID)	92.5			62.0-128		12/17/2015 17:27	WG836191

- 1 Cp
- 2 Tc
- 3 Ss
- 4 Cn
- 5 Sr
- 6 Qc
- 7 Gl
- 8 Al
- 9 Sc

Volatile Organic Compounds (GC/MS) by Method 8260B

Analyte	Result	Qualifier	MDL	RDL	Dilution	Analysis	Batch
	ug/l		ug/l	ug/l		date / time	
Benzene	U		0.331	1.00	1	12/18/2015 23:15	WG836593
Ethylbenzene	U		0.384	1.00	1	12/18/2015 23:15	WG836593
Toluene	U		0.780	5.00	1	12/18/2015 23:15	WG836593
Xylenes, Total	U		1.06	3.00	1	12/18/2015 23:15	WG836593
Naphthalene	137		1.00	5.00	1	12/18/2015 23:15	WG836593
1,2,4-Trimethylbenzene	0.519	J	0.373	1.00	1	12/18/2015 23:15	WG836593
(S) Toluene-d8	101			90.0-115		12/18/2015 23:15	WG836593
(S) Dibromofluoromethane	100			79.0-121		12/18/2015 23:15	WG836593
(S) 4-Bromofluorobenzene	105			80.1-120		12/18/2015 23:15	WG836593

Semi-Volatile Organic Compounds (GC) by Method NWTPHDX

Analyte	Result	Qualifier	MDL	RDL	Dilution	Analysis	Batch
	ug/l		ug/l	ug/l		date / time	
Diesel Range Organics (DRO)	809		33.0	100	1	12/16/2015 05:39	WG835539
Residual Range Organics (RRO)	U		82.5	250	1	12/16/2015 05:39	WG835539
(S) o-Terphenyl	102			50.0-150		12/16/2015 05:39	WG835539

Semi Volatile Organic Compounds (GC/MS) by Method 8270C-SIM

Analyte	Result	Qualifier	MDL	RDL	Dilution	Analysis	Batch
	ug/l		ug/l	ug/l		date / time	
Benzo(a)anthracene	0.572		0.00410	0.0500	1	12/16/2015 19:39	WG835779
Benzo(a)pyrene	0.0951		0.0116	0.0500	1	12/16/2015 19:39	WG835779
Benzo(b)fluoranthene	0.123		0.00212	0.0500	1	12/16/2015 19:39	WG835779
Benzo(k)fluoranthene	0.0471	J	0.0136	0.0500	1	12/16/2015 19:39	WG835779
Chrysene	0.335		0.0108	0.0500	1	12/16/2015 19:39	WG835779
Dibenz(a,h)anthracene	U		0.00396	0.0500	1	12/16/2015 19:39	WG835779
Indeno(1,2,3-cd)pyrene	0.0210	J	0.0148	0.0500	1	12/16/2015 19:39	WG835779
(S) Nitrobenzene-d5	85.4			45.1-170		12/16/2015 19:39	WG835779
(S) 2-Fluorobiphenyl	77.8			57.7-153		12/16/2015 19:39	WG835779
(S) p-Terphenyl-d14	76.2			53.2-156		12/16/2015 19:39	WG835779



Volatile Organic Compounds (GC) by Method NWTPHGX

Analyte	Result	Qualifier	MDL	RDL	Dilution	Analysis	Batch
	ug/l		ug/l	ug/l		date / time	
Gasoline Range Organics-NWTPH	2890		31.6	100	1	12/17/2015 17:49	WG836191
(S) a,a,a-Trifluorotoluene(FID)	93.9			62.0-128		12/17/2015 17:49	WG836191

- 1 Cp
- 2 Tc
- 3 Ss
- 4 Cn
- 5 Sr
- 6 Qc
- 7 Gl
- 8 Al
- 9 Sc

Volatile Organic Compounds (GC/MS) by Method 8260B

Analyte	Result	Qualifier	MDL	RDL	Dilution	Analysis	Batch
	ug/l		ug/l	ug/l		date / time	
Benzene	1.94	J	1.66	5.00	5	12/18/2015 23:38	WG836593
Ethylbenzene	14.6		1.92	5.00	5	12/18/2015 23:38	WG836593
Toluene	9.06	J	3.90	25.0	5	12/18/2015 23:38	WG836593
Xylenes, Total	23.7		5.30	15.0	5	12/18/2015 23:38	WG836593
Naphthalene	2590		100	500	100	12/21/2015 13:16	WG837219
1,2,4-Trimethylbenzene	12.6		1.86	5.00	5	12/18/2015 23:38	WG836593
(S) Toluene-d8	101			90.0-115		12/18/2015 23:38	WG836593
(S) Dibromofluoromethane	99.6			79.0-121		12/18/2015 23:38	WG836593
(S) 4-Bromofluorobenzene	106			80.1-120		12/18/2015 23:38	WG836593

Semi-Volatile Organic Compounds (GC) by Method NWTPHDX

Analyte	Result	Qualifier	MDL	RDL	Dilution	Analysis	Batch
	ug/l		ug/l	ug/l		date / time	
Diesel Range Organics (DRO)	8620		165	500	5	12/17/2015 01:10	WG835539
Residual Range Organics (RRO)	1610		82.5	250	1	12/16/2015 05:56	WG835539
(S) o-Terphenyl	63.5			50.0-150		12/16/2015 05:56	WG835539

Semi Volatile Organic Compounds (GC/MS) by Method 8270C-SIM

Analyte	Result	Qualifier	MDL	RDL	Dilution	Analysis	Batch
	ug/l		ug/l	ug/l		date / time	
Benzo(a)anthracene	36.7		0.00410	0.0500	1	12/16/2015 20:01	WG835779
Benzo(a)pyrene	21.8		0.0116	0.0500	1	12/16/2015 20:01	WG835779
Benzo(b)fluoranthene	29.2		0.00212	0.0500	1	12/16/2015 20:01	WG835779
Benzo(k)fluoranthene	8.66		0.0136	0.0500	1	12/16/2015 20:01	WG835779
Chrysene	26.1		0.0108	0.0500	1	12/16/2015 20:01	WG835779
Dibenz(a,h)anthracene	2.43		0.00396	0.0500	1	12/16/2015 20:01	WG835779
Indeno(1,2,3-cd)pyrene	6.38		0.0148	0.0500	1	12/16/2015 20:01	WG835779
(S) Nitrobenzene-d5	0.000	J7		45.1-170		12/18/2015 23:39	WG835779
(S) 2-Fluorobiphenyl	79.1			57.7-153		12/16/2015 20:01	WG835779
(S) p-Terphenyl-d14	52.7	J2		53.2-156		12/16/2015 20:01	WG835779



Volatile Organic Compounds (GC) by Method NWTPHGX

Analyte	Result	Qualifier	MDL	RDL	Dilution	Analysis	Batch
	ug/l		ug/l	ug/l		date / time	
Gasoline Range Organics-NWTPH	2090		31.6	100	1	12/20/2015 14:20	WG837047
(S) a,a,a-Trifluorotoluene(FID)	100			62.0-128		12/20/2015 14:20	WG837047

- 1 Cp
- 2 Tc
- 3 Ss
- 4 Cn
- 5 Sr
- 6 Qc
- 7 Gl
- 8 Al
- 9 Sc

Volatile Organic Compounds (GC/MS) by Method 8260B

Analyte	Result	Qualifier	MDL	RDL	Dilution	Analysis	Batch
	ug/l		ug/l	ug/l		date / time	
Benzene	13.5		1.66	5.00	5	12/19/2015 00:01	WG836593
Ethylbenzene	27.9		1.92	5.00	5	12/19/2015 00:01	WG836593
Toluene	34.6		3.90	25.0	5	12/19/2015 00:01	WG836593
Xylenes, Total	80.7		5.30	15.0	5	12/19/2015 00:01	WG836593
Naphthalene	11700		200	1000	200	12/21/2015 13:39	WG837219
1,2,4-Trimethylbenzene	38.4		1.86	5.00	5	12/19/2015 00:01	WG836593
(S) Toluene-d8	102			90.0-115		12/19/2015 00:01	WG836593
(S) Dibromofluoromethane	99.9			79.0-121		12/19/2015 00:01	WG836593
(S) 4-Bromofluorobenzene	104			80.1-120		12/19/2015 00:01	WG836593

Semi-Volatile Organic Compounds (GC) by Method NWTPHDX

Analyte	Result	Qualifier	MDL	RDL	Dilution	Analysis	Batch
	ug/l		ug/l	ug/l		date / time	
Diesel Range Organics (DRO)	32100		1650	5000	50	12/17/2015 18:22	WG835539
Residual Range Organics (RRO)	U		4120	12500	50	12/17/2015 18:22	WG835539
(S) o-Terphenyl	0.000	J7		50.0-150		12/17/2015 18:22	WG835539

Semi Volatile Organic Compounds (GC/MS) by Method 8270C-SIM

Analyte	Result	Qualifier	MDL	RDL	Dilution	Analysis	Batch
	ug/l		ug/l	ug/l		date / time	
Benzo(a)anthracene	6.62		0.00410	0.0500	1	12/16/2015 20:23	WG835779
Benzo(a)pyrene	4.23		0.0116	0.0500	1	12/16/2015 20:23	WG835779
Benzo(b)fluoranthene	5.04		0.00212	0.0500	1	12/16/2015 20:23	WG835779
Benzo(k)fluoranthene	2.16		0.0136	0.0500	1	12/16/2015 20:23	WG835779
Chrysene	6.23		0.0108	0.0500	1	12/16/2015 20:23	WG835779
Dibenz(a,h)anthracene	0.627		0.00396	0.0500	1	12/16/2015 20:23	WG835779
Indeno(1,2,3-cd)pyrene	1.46		0.0148	0.0500	1	12/16/2015 20:23	WG835779
(S) Nitrobenzene-d5	0.000	J7		45.1-170		12/19/2015 00:01	WG835779
(S) 2-Fluorobiphenyl	155	J7		57.7-153		12/19/2015 00:01	WG835779
(S) p-Terphenyl-d14	81.7			53.2-156		12/16/2015 20:23	WG835779



Volatile Organic Compounds (GC) by Method NWTPHGX

Analyte	Result	Qualifier	MDL	RDL	Dilution	Analysis	Batch
	ug/l		ug/l	ug/l		date / time	
Gasoline Range Organics-NWTPH	2000		31.6	100	1	12/18/2015 13:55	WG836193
(S) a,a,a-Trifluorotoluene(FID)	91.7			62.0-128		12/18/2015 13:55	WG836193

1 Cp

2 Tc

3 Ss

Volatile Organic Compounds (GC/MS) by Method 8260B

Analyte	Result	Qualifier	MDL	RDL	Dilution	Analysis	Batch
	ug/l		ug/l	ug/l		date / time	
Benzene	125		1.66	5.00	5	12/19/2015 00:24	WG836593
Ethylbenzene	61.5		1.92	5.00	5	12/19/2015 00:24	WG836593
Toluene	169		3.90	25.0	5	12/19/2015 00:24	WG836593
Xylenes, Total	132		5.30	15.0	5	12/19/2015 00:24	WG836593
Naphthalene	10700		200	1000	200	12/21/2015 14:03	WG837219
1,2,4-Trimethylbenzene	29.6		1.86	5.00	5	12/19/2015 00:24	WG836593
(S) Toluene-d8	102			90.0-115		12/19/2015 00:24	WG836593
(S) Dibromofluoromethane	100			79.0-121		12/19/2015 00:24	WG836593
(S) 4-Bromofluorobenzene	108			80.1-120		12/19/2015 00:24	WG836593

4 Cn

5 Sr

6 Qc

7 Gl

8 Al

Semi-Volatile Organic Compounds (GC) by Method NWTPHDX

Analyte	Result	Qualifier	MDL	RDL	Dilution	Analysis	Batch
	ug/l		ug/l	ug/l		date / time	
Diesel Range Organics (DRO)	131000		6600	20000	200	12/17/2015 18:38	WG835539
Residual Range Organics (RRO)	20100	J	16500	50000	200	12/17/2015 18:38	WG835539
(S) o-Terphenyl	0.000	J7		50.0-150		12/17/2015 18:38	WG835539

9 Sc

Semi Volatile Organic Compounds (GC/MS) by Method 8270C-SIM

Analyte	Result	Qualifier	MDL	RDL	Dilution	Analysis	Batch
	ug/l		ug/l	ug/l		date / time	
Benzo(a)anthracene	1830		0.164	2.00	40	12/16/2015 22:33	WG835779
Benzo(a)pyrene	998		0.464	2.00	40	12/16/2015 22:33	WG835779
Benzo(b)fluoranthene	1320		0.0848	2.00	40	12/16/2015 22:33	WG835779
Benzo(k)fluoranthene	463		0.544	2.00	40	12/16/2015 22:33	WG835779
Chrysene	1460		0.432	2.00	40	12/16/2015 22:33	WG835779
Dibenz(a,h)anthracene	128		0.158	2.00	40	12/16/2015 22:33	WG835779
Indeno(1,2,3-cd)pyrene	300		0.592	2.00	40	12/16/2015 22:33	WG835779
(S) Nitrobenzene-d5	0.000	J7		45.1-170		12/19/2015 00:22	WG835779
(S) 2-Fluorobiphenyl	0.000	J7		57.7-153		12/19/2015 00:22	WG835779
(S) p-Terphenyl-d14	228	J7		53.2-156		12/16/2015 22:33	WG835779



Volatile Organic Compounds (GC/MS) by Method 8260B

Analyte	Result	Qualifier	MDL	RDL	Dilution	Analysis	Batch
	ug/l		ug/l	ug/l		date / time	
Benzene	U		0.331	1.00	1	12/18/2015 20:32	WG836593
Ethylbenzene	U		0.384	1.00	1	12/18/2015 20:32	WG836593
Toluene	U		0.780	5.00	1	12/18/2015 20:32	WG836593
Xylenes, Total	U		1.06	3.00	1	12/18/2015 20:32	WG836593
Naphthalene	U		1.00	5.00	1	12/18/2015 20:32	WG836593
1,2,4-Trimethylbenzene	U		0.373	1.00	1	12/18/2015 20:32	WG836593
(S) Toluene-d8	101			90.0-115		12/18/2015 20:32	WG836593
(S) Dibromofluoromethane	99.5			79.0-121		12/18/2015 20:32	WG836593
(S) 4-Bromofluorobenzene	104			80.1-120		12/18/2015 20:32	WG836593

1 Cp

2 Tc

3 Ss

4 Cn

5 Sr

6 Qc

7 Gl

8 Al

9 Sc



Method Blank (MB)

(MB) 12/17/15 09:12

Analyte	MB Result	MB Qualifier	MB MDL	MB RDL
TPHG C6 - C12	U		0.0316	0.100
<i>(S) a,a,a-Trifluorotoluene(FID)</i>	93.8			62.0-128

1 Cp

2 Tc

3 Ss

4 Cn

Laboratory Control Sample (LCS) • Laboratory Control Sample Duplicate (LCSD)

(LCS) 12/17/15 08:05 • (LCSD) 12/17/15 08:27

Analyte	Spike Amount	LCS Result	LCSD Result	LCS Rec.	LCSD Rec.	Rec. Limits	LCS Qualifier	LCSD Qualifier	RPD	RPD Limits
TPHG C6 - C12	5.50	6.38	6.71	116	122	66.0-123			5.05	20
<i>(S) a,a,a-Trifluorotoluene(FID)</i>				103	104	62.0-128				

5 Sr

6 Qc

L806515-01 Original Sample (OS) • Matrix Spike (MS) • Matrix Spike Duplicate (MSD)

(OS) 12/17/15 11:12 • (MS) 12/17/15 10:06 • (MSD) 12/17/15 10:28

Analyte	Spike Amount	Original Result	MS Result	MSD Result	MS Rec.	MSD Rec.	Dilution	Rec. Limits	MS Qualifier	MSD Qualifier	RPD	RPD Limits
TPHG C6 - C12	5.50	0.0268	5.73	5.37	104	97.1	1	47.5-136			6.56	20
<i>(S) a,a,a-Trifluorotoluene(FID)</i>					101	101		62.0-128				

7 Gl

8 Al

9 Sc



Method Blank (MB)

(MB) 12/18/15 12:16

Analyte	MB Result	MB Qualifier	MB MDL	MB RDL
TPHG C6 - C12	U		0.0316	0.100
<i>(S) a,a,a-Trifluorotoluene(FID)</i>	93.0			62.0-128

1 Cp

2 Tc

3 Ss

4 Cn

5 Sr

6 Qc

7 Gl

8 Al

9 Sc

Laboratory Control Sample (LCS) • Laboratory Control Sample Duplicate (LCSD)

(LCS) 12/18/15 11:09 • (LCSD) 12/18/15 11:31

Analyte	Spike Amount	LCS Result	LCSD Result	LCS Rec.	LCSD Rec.	Rec. Limits	LCS Qualifier	LCSD Qualifier	RPD	RPD Limits
TPHG C6 - C12	5.50	5.02	5.07	91.3	92.1	66.0-123			0.930	20
<i>(S) a,a,a-Trifluorotoluene(FID)</i>				99.3	100	62.0-128				

L806520-13 Original Sample (OS) • Matrix Spike (MS) • Matrix Spike Duplicate (MSD)

(OS) 12/18/15 13:55 • (MS) 12/18/15 21:16 • (MSD) 12/18/15 21:38

Analyte	Spike Amount	Original Result	MS Result	MSD Result	MS Rec.	MSD Rec.	Dilution	Rec. Limits	MS Qualifier	MSD Qualifier	RPD	RPD Limits
TPHG C6 - C12	5.50	2.00	7.05	8.11	91.7	111	1	47.5-136			14.1	20
<i>(S) a,a,a-Trifluorotoluene(FID)</i>					102	104		62.0-128				



Method Blank (MB)

(MB) 12/20/15 12:22

Analyte	MB Result mg/l	MB Qualifier	MB MDL mg/l	MB RDL mg/l
TPHG C6 - C12	0.0386		0.0316	0.100
<i>(S) a,a,a-Trifluorotoluene(FID)</i>	101			62.0-128

1 Cp

2 Tc

3 Ss

4 Cn

Laboratory Control Sample (LCS) • Laboratory Control Sample Duplicate (LCSD)

(LCS) 12/20/15 11:16 • (LCSD) 12/20/15 11:38

Analyte	Spike Amount mg/l	LCS Result mg/l	LCSD Result mg/l	LCS Rec. %	LCSD Rec. %	Rec. Limits %	LCS Qualifier	LCSD Qualifier	RPD %	RPD Limits %
TPHG C6 - C12	5.50	5.62	5.74	102	104	66.0-123			2.07	20
<i>(S) a,a,a-Trifluorotoluene(FID)</i>				95.4	97.1	62.0-128				

5 Sr

6 Qc

L807451-04 Original Sample (OS) • Matrix Spike (MS) • Matrix Spike Duplicate (MSD)

(OS) 12/20/15 14:42 • (MS) 12/20/15 15:04 • (MSD) 12/20/15 15:26

Analyte	Spike Amount mg/l	Original Result mg/l	MS Result mg/l	MSD Result mg/l	MS Rec. %	MSD Rec. %	Dilution	Rec. Limits %	MS Qualifier	MSD Qualifier	RPD %	RPD Limits %
TPHG C6 - C12	5.50	0.228	5.90	6.06	103	106	1	47.5-136			2.75	20
<i>(S) a,a,a-Trifluorotoluene(FID)</i>					97.4	97.9		62.0-128				

7 Gl

8 Al

9 Sc



Method Blank (MB)

(MB) 12/18/15 12:19

Analyte	MB Result	MB Qualifier	MB MDL	MB RDL
	mg/l		mg/l	mg/l
Benzene	U		0.000331	0.00100
Ethylbenzene	U		0.000384	0.00100
Naphthalene	U		0.00100	0.00500
Toluene	U		0.000780	0.00500
1,2,4-Trimethylbenzene	U		0.000373	0.00100
Xylenes, Total	U		0.00106	0.00300
(S) Toluene-d8	107			90.0-115
(S) Dibromofluoromethane	100			79.0-121
(S) 4-Bromofluorobenzene	105			80.1-120

1 Cp

2 Tc

3 Ss

4 Cn

5 Sr

6 Qc

Laboratory Control Sample (LCS) • Laboratory Control Sample Duplicate (LCSD)

(LCS) 12/18/15 10:59 • (LCSD) 12/18/15 11:19

Analyte	Spike Amount	LCS Result	LCSD Result	LCS Rec.	LCSD Rec.	Rec. Limits	LCS Qualifier	LCSD Qualifier	RPD	RPD Limits
	mg/l	mg/l	mg/l	%	%	%			%	%
Benzene	0.0250	0.0249	0.0254	99.6	101	73.0-122			1.89	20
Ethylbenzene	0.0250	0.0252	0.0258	101	103	80.9-121			2.61	20
Naphthalene	0.0250	0.0227	0.0247	90.7	98.7	69.7-134			8.42	20
Toluene	0.0250	0.0243	0.0247	97.1	98.7	77.9-116			1.64	20
1,2,4-Trimethylbenzene	0.0250	0.0240	0.0246	96.0	98.4	79.0-122			2.51	20
Xylenes, Total	0.0750	0.0749	0.0771	99.8	103	79.2-122			2.95	20
(S) Toluene-d8				107	106	90.0-115				
(S) Dibromofluoromethane				100	100	79.0-121				
(S) 4-Bromofluorobenzene				103	103	80.1-120				

7 Gl

8 Al

9 Sc

L805583-05 Original Sample (OS) • Matrix Spike (MS) • Matrix Spike Duplicate (MSD)

(OS) 12/18/15 15:17 • (MS) 12/18/15 12:39 • (MSD) 12/18/15 12:59

Analyte	Spike Amount	Original Result	MS Result	MSD Result	MS Rec.	MSD Rec.	Dilution	Rec. Limits	MS Qualifier	MSD Qualifier	RPD	RPD Limits
	mg/l	mg/l	mg/l	mg/l	%	%		%			%	%
Benzene	0.0250	ND	0.0209	0.0218	83.5	87.3	1	58.6-133			4.45	20
Ethylbenzene	0.0250	ND	0.0227	0.0237	90.8	94.8	1	62.7-136			4.35	20
Naphthalene	0.0250	ND	0.0252	0.0265	101	106	1	61.8-143			4.95	20
Toluene	0.0250	ND	0.0209	0.0215	83.5	86.1	1	67.8-124			3.17	20
1,2,4-Trimethylbenzene	0.0250	ND	0.0233	0.0238	93.2	95.2	1	60.5-137			2.22	20



L805583-05 Original Sample (OS) • Matrix Spike (MS) • Matrix Spike Duplicate (MSD)

(OS) 12/18/15 15:17 • (MS) 12/18/15 12:39 • (MSD) 12/18/15 12:59

Analyte	Spike Amount mg/l	Original Result mg/l	MS Result mg/l	MSD Result mg/l	MS Rec. %	MSD Rec. %	Dilution	Rec. Limits %	MS Qualifier	MSD Qualifier	RPD %	RPD Limits %
Xylenes, Total	0.0750	ND	0.0683	0.0709	91.0	94.6	1	65.6-133			3.81	20
<i>(S) Toluene-d8</i>					105	105		90.0-115				
<i>(S) Dibromofluoromethane</i>					101	101		79.0-121				
<i>(S) 4-Bromofluorobenzene</i>					105	104		80.1-120				

- 1 Cp
- 2 Tc
- 3 Ss
- 4 Cn
- 5 Sr
- 6 Qc
- 7 Gl
- 8 Al
- 9 Sc



Method Blank (MB)

(MB) 12/17/15 22:55

Analyte	MB Result	MB Qualifier	MB MDL	MB RDL
	mg/l		mg/l	mg/l
Benzene	U		0.000331	0.00100
Ethylbenzene	U		0.000384	0.00100
Naphthalene	U		0.00100	0.00500
Toluene	U		0.000780	0.00500
1,2,4-Trimethylbenzene	U		0.000373	0.00100
Xylenes, Total	U		0.00106	0.00300
(S) Toluene-d8	101			90.0-115
(S) Dibromofluoromethane	99.9			79.0-121
(S) 4-Bromofluorobenzene	106			80.1-120

- 1 Cp
- 2 Tc
- 3 Ss
- 4 Cn
- 5 Sr
- 6 Qc
- 7 Gl
- 8 Al
- 9 Sc

Laboratory Control Sample (LCS) • Laboratory Control Sample Duplicate (LCSD)

(LCS) 12/17/15 20:25 • (LCSD) 12/17/15 20:48

Analyte	Spike Amount	LCS Result	LCSD Result	LCS Rec.	LCSD Rec.	Rec. Limits	LCS Qualifier	LCSD Qualifier	RPD	RPD Limits
	mg/l	mg/l	mg/l	%	%	%			%	%
Benzene	0.0250	0.0223	0.0237	89.1	94.8	73.0-122			6.24	20
Ethylbenzene	0.0250	0.0246	0.0254	98.3	101	80.9-121			3.11	20
Naphthalene	0.0250	0.0230	0.0246	92.1	98.3	69.7-134			6.48	20
Toluene	0.0250	0.0227	0.0237	90.7	94.8	77.9-116			4.51	20
1,2,4-Trimethylbenzene	0.0250	0.0239	0.0254	95.4	102	79.0-122			6.37	20
Xylenes, Total	0.0750	0.0728	0.0755	97.1	101	79.2-122			3.55	20
(S) Toluene-d8				103	102	90.0-115				
(S) Dibromofluoromethane				101	102	79.0-121				
(S) 4-Bromofluorobenzene				106	106	80.1-120				

L806518-11 Original Sample (OS) • Matrix Spike (MS) • Matrix Spike Duplicate (MSD)

(OS) 12/18/15 01:27 • (MS) 12/17/15 23:18 • (MSD) 12/17/15 23:41

Analyte	Spike Amount	Original Result	MS Result	MSD Result	MS Rec.	MSD Rec.	Dilution	Rec. Limits	MS Qualifier	MSD Qualifier	RPD	RPD Limits
	mg/l	mg/l	mg/l	mg/l	%	%		%			%	%
Benzene	0.0250	ND	0.0189	0.0194	75.6	77.4	1	58.6-133			2.33	20
Ethylbenzene	0.0250	ND	0.0228	0.0229	91.0	91.6	1	62.7-136			0.630	20
Naphthalene	0.0250	ND	0.0238	0.0235	95.1	94.2	1	61.8-143			0.980	20
Toluene	0.0250	ND	0.0199	0.0198	79.7	79.4	1	67.8-124			0.380	20
1,2,4-Trimethylbenzene	0.0250	ND	0.0235	0.0233	93.9	93.0	1	60.5-137			0.920	20



L806518-11 Original Sample (OS) • Matrix Spike (MS) • Matrix Spike Duplicate (MSD)

(OS) 12/18/15 01:27 • (MS) 12/17/15 23:18 • (MSD) 12/17/15 23:41

Analyte	Spike Amount mg/l	Original Result mg/l	MS Result mg/l	MSD Result mg/l	MS Rec. %	MSD Rec. %	Dilution	Rec. Limits %	MS Qualifier	MSD Qualifier	RPD %	RPD Limits %
Xylenes, Total	0.0750	ND	0.0687	0.0679	91.6	90.5	1	65.6-133			1.17	20
<i>(S) Toluene-d8</i>					103	101		90.0-115				
<i>(S) Dibromofluoromethane</i>					101	102		79.0-121				
<i>(S) 4-Bromofluorobenzene</i>					108	104		80.1-120				

1 Cp

2 Tc

3 Ss

4 Cn

5 Sr

6 Qc

7 Gl

8 Al

9 Sc



Method Blank (MB)

(MB) 12/18/15 17:03

Analyte	MB Result	MB Qualifier	MB MDL	MB RDL
	mg/l		mg/l	mg/l
Benzene	U		0.000331	0.00100
Ethylbenzene	U		0.000384	0.00100
Naphthalene	U		0.00100	0.00500
Toluene	U		0.000780	0.00500
1,2,4-Trimethylbenzene	U		0.000373	0.00100
Xylenes, Total	U		0.00106	0.00300
(S) Toluene-d8	103			90.0-115
(S) Dibromofluoromethane	100			79.0-121
(S) 4-Bromofluorobenzene	104			80.1-120

- 1 Cp
- 2 Tc
- 3 Ss
- 4 Cn
- 5 Sr
- 6 Qc
- 7 Gl
- 8 Al
- 9 Sc

Laboratory Control Sample (LCS) • Laboratory Control Sample Duplicate (LCSD)

(LCS) 12/18/15 15:08 • (LCSD) 12/18/15 15:31

Analyte	Spike Amount	LCS Result	LCSD Result	LCS Rec.	LCSD Rec.	Rec. Limits	LCS Qualifier	LCSD Qualifier	RPD	RPD Limits
	mg/l	mg/l	mg/l	%	%	%			%	%
Benzene	0.0250	0.0238	0.0244	95.4	97.7	73.0-122			2.36	20
Ethylbenzene	0.0250	0.0261	0.0268	104	107	80.9-121			2.81	20
Naphthalene	0.0250	0.0252	0.0261	101	104	69.7-134			3.52	20
Toluene	0.0250	0.0241	0.0243	96.6	97.0	77.9-116			0.460	20
1,2,4-Trimethylbenzene	0.0250	0.0258	0.0264	103	105	79.0-122			2.20	20
Xylenes, Total	0.0750	0.0773	0.0797	103	106	79.2-122			3.01	20
(S) Toluene-d8				103	103	90.0-115				
(S) Dibromofluoromethane				102	102	79.0-121				
(S) 4-Bromofluorobenzene				103	105	80.1-120				

L806478-06 Original Sample (OS) • Matrix Spike (MS) • Matrix Spike Duplicate (MSD)

(OS) 12/18/15 20:55 • (MS) 12/18/15 19:22 • (MSD) 12/18/15 19:46

Analyte	Spike Amount	Original Result	MS Result	MSD Result	MS Rec.	MSD Rec.	Dilution	Rec. Limits	MS Qualifier	MSD Qualifier	RPD	RPD Limits
	mg/l	mg/l	mg/l	mg/l	%	%		%			%	%
Benzene	0.0250	ND	0.0229	0.0243	91.6	97.4	1	58.6-133			6.12	20
Ethylbenzene	0.0250	ND	0.0258	0.0270	103	108	1	62.7-136			4.57	20
Naphthalene	0.0250	ND	0.0235	0.0248	93.9	99.2	1	61.8-143			5.48	20
Toluene	0.0250	ND	0.0230	0.0242	91.8	96.6	1	67.8-124			5.07	20
1,2,4-Trimethylbenzene	0.0250	ND	0.0257	0.0271	103	108	1	60.5-137			5.34	20



L806478-06 Original Sample (OS) • Matrix Spike (MS) • Matrix Spike Duplicate (MSD)

(OS) 12/18/15 20:55 • (MS) 12/18/15 19:22 • (MSD) 12/18/15 19:46

Analyte	Spike Amount mg/l	Original Result mg/l	MS Result mg/l	MSD Result mg/l	MS Rec. %	MSD Rec. %	Dilution	Rec. Limits %	MS Qualifier	MSD Qualifier	RPD %	RPD Limits %
Xylenes, Total	0.0750	ND	0.0763	0.0803	102	107	1	65.6-133			5.06	20
<i>(S) Toluene-d8</i>					102	103		90.0-115				
<i>(S) Dibromofluoromethane</i>					101	102		79.0-121				
<i>(S) 4-Bromofluorobenzene</i>					106	107		80.1-120				

¹ Cp

² Tc

³ Ss

⁴ Cn

⁵ Sr

⁶ Qc

⁷ Gl

⁸ Al

⁹ Sc



Method Blank (MB)

(MB) 12/19/15 22:24

Analyte	MB Result	MB Qualifier	MB MDL	MB RDL
	mg/l		mg/l	mg/l
Benzene	U		0.000331	0.00100
Ethylbenzene	U		0.000384	0.00100
Naphthalene	U		0.00100	0.00500
Toluene	U		0.000780	0.00500
1,2,4-Trimethylbenzene	U		0.000373	0.00100
Xylenes, Total	U		0.00106	0.00300
<i>(S) Toluene-d8</i>	102			90.0-115
<i>(S) Dibromofluoromethane</i>	97.7			79.0-121
<i>(S) 4-Bromofluorobenzene</i>	92.5			80.1-120

1 Cp

2 Tc

3 Ss

4 Cn

5 Sr

6 Qc

7 Gl

8 Al

9 Sc

Laboratory Control Sample (LCS) • Laboratory Control Sample Duplicate (LCSD)

(LCS) 12/19/15 20:43 • (LCSD) 12/19/15 21:04

Analyte	Spike Amount	LCS Result	LCSD Result	LCS Rec.	LCSD Rec.	Rec. Limits	LCS Qualifier	LCSD Qualifier	RPD	RPD Limits
	mg/l	mg/l	mg/l	%	%	%			%	%
Benzene	0.0250	0.0239	0.0234	95.6	93.5	73.0-122			2.31	20
Ethylbenzene	0.0250	0.0251	0.0257	100	103	80.9-121			2.42	20
Naphthalene	0.0250	0.0290	0.0289	116	116	69.7-134			0.330	20
Toluene	0.0250	0.0242	0.0245	96.9	98.0	77.9-116			1.11	20
1,2,4-Trimethylbenzene	0.0250	0.0250	0.0264	99.9	105	79.0-122			5.39	20
Xylenes, Total	0.0750	0.0741	0.0763	98.8	102	79.2-122			2.97	20
<i>(S) Toluene-d8</i>				100	104	90.0-115				
<i>(S) Dibromofluoromethane</i>				98.0	97.6	79.0-121				
<i>(S) 4-Bromofluorobenzene</i>				94.0	98.0	80.1-120				

L807447-08 Original Sample (OS) • Matrix Spike (MS) • Matrix Spike Duplicate (MSD)

(OS) 12/19/15 22:44 • (MS) 12/20/15 00:27 • (MSD) 12/20/15 00:47

Analyte	Spike Amount	Original Result	MS Result	MSD Result	MS Rec.	MSD Rec.	Dilution	Rec. Limits	MS Qualifier	MSD Qualifier	RPD	RPD Limits
	mg/l	mg/l	mg/l	mg/l	%	%		%			%	%
Benzene	0.0250	ND	0.0271	0.0253	108	101	1	58.6-133			6.76	20
Ethylbenzene	0.0250	ND	0.0273	0.0272	109	109	1	62.7-136			0.510	20
Naphthalene	0.0250	ND	0.0324	0.0335	130	134	1	61.8-143			3.12	20
Toluene	0.0250	ND	0.0264	0.0263	106	105	1	67.8-124			0.480	20
1,2,4-Trimethylbenzene	0.0250	ND	0.0269	0.0269	108	107	1	60.5-137			0.150	20



L807447-08 Original Sample (OS) • Matrix Spike (MS) • Matrix Spike Duplicate (MSD)

(OS) 12/19/15 22:44 • (MS) 12/20/15 00:27 • (MSD) 12/20/15 00:47

Analyte	Spike Amount mg/l	Original Result mg/l	MS Result mg/l	MSD Result mg/l	MS Rec. %	MSD Rec. %	Dilution	Rec. Limits %	MS Qualifier	MSD Qualifier	RPD %	RPD Limits %
Xylenes, Total	0.0750	ND	0.0809	0.0789	108	105	1	65.6-133			2.48	20
<i>(S) Toluene-d8</i>					99.8	101		90.0-115				
<i>(S) Dibromofluoromethane</i>					99.3	98.1		79.0-121				
<i>(S) 4-Bromofluorobenzene</i>					95.6	93.9		80.1-120				

1 Cp

2 Tc

3 Ss

4 Cn

5 Sr

6 Qc

7 Gl

8 Al

9 Sc



Method Blank (MB)

(MB) 12/21/15 07:09

Analyte	MB Result	MB Qualifier	MB MDL	MB RDL
	mg/l		mg/l	mg/l
Benzene	U		0.000331	0.00100
Ethylbenzene	U		0.000384	0.00100
Naphthalene	U		0.00100	0.00500
Toluene	U		0.000780	0.00500
1,2,4-Trimethylbenzene	U		0.000373	0.00100
Xylenes, Total	U		0.00106	0.00300
<i>(S) Toluene-d8</i>	103			90.0-115
<i>(S) Dibromofluoromethane</i>	97.3			79.0-121
<i>(S) 4-Bromofluorobenzene</i>	105			80.1-120

- 1 Cp
- 2 Tc
- 3 Ss
- 4 Cn
- 5 Sr
- 6 Qc
- 7 Gl
- 8 Al
- 9 Sc

Laboratory Control Sample (LCS) • Laboratory Control Sample Duplicate (LCSD)

(LCS) 12/21/15 05:13 • (LCSD) 12/21/15 05:36

Analyte	Spike Amount	LCS Result	LCSD Result	LCS Rec.	LCSD Rec.	Rec. Limits	LCS Qualifier	LCSD Qualifier	RPD	RPD Limits
	mg/l	mg/l	mg/l	%	%	%			%	%
Benzene	0.0250	0.0246	0.0245	98.3	98.0	73.0-122			0.310	20
Ethylbenzene	0.0250	0.0267	0.0264	107	106	80.9-121			1.24	20
Naphthalene	0.0250	0.0254	0.0269	101	108	69.7-134			6.06	20
Toluene	0.0250	0.0247	0.0243	98.7	97.4	77.9-116			1.38	20
1,2,4-Trimethylbenzene	0.0250	0.0258	0.0254	103	102	79.0-122			1.30	20
Xylenes, Total	0.0750	0.0790	0.0779	105	104	79.2-122			1.43	20
<i>(S) Toluene-d8</i>				103	102	90.0-115				
<i>(S) Dibromofluoromethane</i>				99.6	99.8	79.0-121				
<i>(S) 4-Bromofluorobenzene</i>				104	104	80.1-120				

L806382-20 Original Sample (OS) • Matrix Spike (MS) • Matrix Spike Duplicate (MSD)

(OS) 12/21/15 08:15 • (MS) 12/21/15 17:06 • (MSD) 12/21/15 17:29

Analyte	Spike Amount	Original Result	MS Result	MSD Result	MS Rec.	MSD Rec.	Dilution	Rec. Limits	MS Qualifier	MSD Qualifier	RPD	RPD Limits
	mg/l	mg/l	mg/l	mg/l	%	%		%			%	%
Benzene	0.0250	ND	0.0260	0.0251	104	101	1	58.6-133			3.25	20
Ethylbenzene	0.0250	ND	0.0262	0.0248	105	99.0	1	62.7-136			5.71	20
Naphthalene	0.0250	0.000266	0.0289	0.0287	115	114	1	61.8-143			0.760	20
Toluene	0.0250	ND	0.0244	0.0235	97.7	94.0	1	67.8-124			3.89	20
1,2,4-Trimethylbenzene	0.0250	ND	0.0249	0.0234	99.7	93.5	1	60.5-137			6.44	20



L806382-20 Original Sample (OS) • Matrix Spike (MS) • Matrix Spike Duplicate (MSD)

(OS) 12/21/15 08:15 • (MS) 12/21/15 17:06 • (MSD) 12/21/15 17:29

Analyte	Spike Amount mg/l	Original Result mg/l	MS Result mg/l	MSD Result mg/l	MS Rec. %	MSD Rec. %	Dilution	Rec. Limits %	<u>MS Qualifier</u>	<u>MSD Qualifier</u>	RPD %	RPD Limits %
Xylenes, Total	0.0750	ND	0.0780	0.0733	104	97.7	1	65.6-133			6.16	20
<i>(S) Toluene-d8</i>					103	102		90.0-115				
<i>(S) Dibromofluoromethane</i>					106	106		79.0-121				
<i>(S) 4-Bromofluorobenzene</i>					107	104		80.1-120				

¹ Cp

² Tc

³ Ss

⁴ Cn

⁵ Sr

⁶ Qc

⁷ Gl

⁸ Al

⁹ Sc



Method Blank (MB)

(MB) 12/15/15 16:44

Analyte	MB Result mg/l	MB Qualifier	MB MDL mg/l	MB RDL mg/l
Diesel Range Organics (DRO)	U		0.0333	0.100
Residual Range Organics (RRO)	U		0.0833	0.250
<i>(S) o-Terphenyl</i>	96.0			50.0-150

Laboratory Control Sample (LCS) • Laboratory Control Sample Duplicate (LCSD)

(LCS) 12/15/15 17:01 • (LCSD) 12/15/15 17:19

Analyte	Spike Amount mg/l	LCS Result mg/l	LCSD Result mg/l	LCS Rec. %	LCSD Rec. %	Rec. Limits %	LCS Qualifier	LCSD Qualifier	RPD %	RPD Limits %
Diesel Range Organics (DRO)	0.750	0.954	0.951	127	127	50.0-150			0.300	20
Residual Range Organics (RRO)	0.750	0.740	0.723	98.7	96.4	50.0-150			2.30	20
<i>(S) o-Terphenyl</i>				97.3	102	50.0-150				

1 Cp

2 Tc

3 Ss

4 Cn

5 Sr

6 Qc

7 Gl

8 Al

9 Sc



Method Blank (MB)

(MB) 12/16/15 15:40

Analyte	MB Result mg/l	MB Qualifier	MB MDL mg/l	MB RDL mg/l
Benzo(a)anthracene	0.00000643		0.00000410	0.0000500
Benzo(a)pyrene	U		0.0000116	0.0000500
Benzo(b)fluoranthene	U		0.00000212	0.0000500
Benzo(k)fluoranthene	U		0.0000136	0.0000500
Chrysene	U		0.0000108	0.0000500
Dibenz(a,h)anthracene	U		0.00000396	0.0000500
Indeno(1,2,3-cd)pyrene	U		0.0000148	0.0000500
(S) Nitrobenzene-d5	88.8			45.1-170
(S) 2-Fluorobiphenyl	86.0			57.7-153
(S) p-Terphenyl-d14	82.7			53.2-156

- 1 Cp
- 2 Tc
- 3 Ss
- 4 Cn
- 5 Sr
- 6 Qc
- 7 Gl
- 8 Al
- 9 Sc

Laboratory Control Sample (LCS) • Laboratory Control Sample Duplicate (LCSD)

(LCS) 12/16/15 14:56 • (LCSD) 12/16/15 15:18

Analyte	Spike Amount mg/l	LCS Result mg/l	LCSD Result mg/l	LCS Rec. %	LCSD Rec. %	Rec. Limits %	LCS Qualifier	LCSD Qualifier	RPD %	RPD Limits %
Benzo(a)anthracene	0.00200	0.00169	0.00174	84.5	86.9	63.1-147			2.79	20
Benzo(a)pyrene	0.00200	0.00169	0.00170	84.7	84.9	62.2-150			0.290	20
Benzo(b)fluoranthene	0.00200	0.00177	0.00178	88.4	89.1	58.4-148			0.700	20
Benzo(k)fluoranthene	0.00200	0.00156	0.00155	77.8	77.7	60.5-154			0.130	20
Chrysene	0.00200	0.00173	0.00173	86.3	86.4	64.8-155			0.160	20
Dibenz(a,h)anthracene	0.00200	0.00157	0.00156	78.4	77.9	53.5-153			0.680	20
Indeno(1,2,3-cd)pyrene	0.00200	0.00159	0.00159	79.7	79.3	57.0-155			0.470	20
(S) Nitrobenzene-d5				90.9	89.0	45.1-170				
(S) 2-Fluorobiphenyl				83.7	83.5	57.7-153				
(S) p-Terphenyl-d14				75.1	77.1	53.2-156				



Abbreviations and Definitions

SDG	Sample Delivery Group.
MDL	Method Detection Limit.
RDL	Reported Detection Limit.
ND,U	Not detected at the Reporting Limit (or MDL where applicable).
RPD	Relative Percent Difference.
(dry)	Results are reported based on the dry weight of the sample. [this will only be present on a dry report basis for soils].
Original Sample	The non-spiked sample in the prep batch used to determine the Relative Percent Difference (RPD) from a quality control sample. The Original Sample may not be included within the reported SDG.
(S)	Surrogate (Surrogate Standard) - Analytes added to every blank, sample, Laboratory Control Sample/Duplicate and Matrix Spike/Duplicate; used to evaluate analytical efficiency by measuring recovery. Surrogates are not expected to be detected in all environmental media.
Rec.	Recovery.
SDL	Sample Detection Limit.
MQL	Method Quantitation Limit.
Unadj. MQL	Unadjusted Method Quantitation Limit.

Qualifier	Description
J	The identification of the analyte is acceptable; the reported value is an estimate.
J2	Surrogate recovery limits have been exceeded; values are outside lower control limits.
J7	Surrogate recovery cannot be used for control limit evaluation due to dilution.

¹ Cp

² Tc

³ Ss

⁴ Cn

⁵ Sr

⁶ Qc

⁷ Gl

⁸ Al

⁹ Sc



ESC Lab Sciences is the only environmental laboratory accredited/certified to support your work nationwide from one location. One phone call, one point of contact, one laboratory. No other lab is as accessible or prepared to handle your needs throughout the country. Our capacity and capability from our single location laboratory is comparable to the collective totals of the network laboratories in our industry. The most significant benefit to our "one location" design is the design of our laboratory campus. The model is conducive to accelerated productivity, decreasing turn-around time, and preventing cross contamination, thus protecting sample integrity. Our focus on premium quality and prompt service allows us to be **YOUR LAB OF CHOICE**.
 * Not all certifications held by the laboratory are applicable to the results reported in the attached report.



State Accreditations

Alabama	40660	Nevada	TN-03-2002-34
Alaska	UST-080	New Hampshire	2975
Arizona	AZ0612	New Jersey–NELAP	TN002
Arkansas	88-0469	New Mexico	TN00003
California	01157CA	New York	11742
Colorado	TN00003	North Carolina	Env375
Connecticut	PH-0197	North Carolina ¹	DW21704
Florida	E87487	North Carolina ²	41
Georgia	NELAP	North Dakota	R-140
Georgia ¹	923	Ohio–VAP	CL0069
Idaho	TN00003	Oklahoma	9915
Illinois	200008	Oregon	TN200002
Indiana	C-TN-01	Pennsylvania	68-02979
Iowa	364	Rhode Island	221
Kansas	E-10277	South Carolina	84004
Kentucky ¹	90010	South Dakota	n/a
Kentucky ²	16	Tennessee ¹⁴	2006
Louisiana	AI30792	Texas	T 104704245-07-TX
Maine	TN0002	Texas ⁵	LAB0152
Maryland	324	Utah	6157585858
Massachusetts	M-TN003	Vermont	VT2006
Michigan	9958	Virginia	109
Minnesota	047-999-395	Washington	C1915
Mississippi	TN00003	West Virginia	233
Missouri	340	Wisconsin	9980939910
Montana	CERT0086	Wyoming	A2LA
Nebraska	NE-OS-15-05		

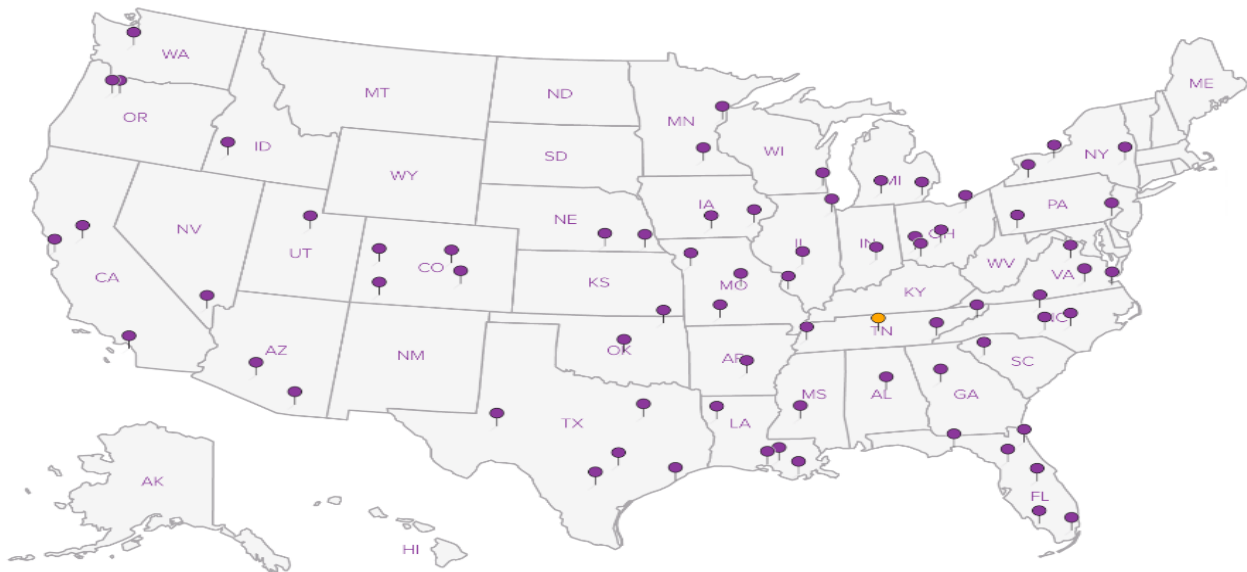
Third Party & Federal Accreditations

A2LA – ISO 17025	1461.01	AIHA	100789
A2LA – ISO 17025 ⁵	1461.02	DOD	1461.01
Canada	1461.01	USDA	S-67674
EPA–Crypto	TN00003		

¹ Drinking Water ² Underground Storage Tanks ³ Aquatic Toxicity ⁴ Chemical/Microbiological ⁵ Mold ^{n/a} Accreditation not applicable

Our Locations

ESC Lab Sciences has sixty-four client support centers that provide sample pickup and/or the delivery of sampling supplies. If you would like assistance from one of our support offices, please contact our main office. **ESC Lab Sciences performs all testing at our central laboratory.**



SLR International Corp. - West Linn, OR

Sample Delivery Group: L826785
Samples Received: 03/31/2016
Project Number: 108.00228.00048
Description: EA Nord
Site: BOTHELL, WA
Report To: Chris Kramer
1800 Blankenship Road, Suite 440
West Linn, OR 97068



Entire Report Reviewed By:



Jarred Willis
Technical Service Representative

Results relate only to the items tested or calibrated and are reported as rounded values. This test report shall not be reproduced, except in full, without written approval of the laboratory. Where applicable, sampling conducted by ESC is performed per guidance provided in laboratory standard operating procedures: 060302, 060303, and 060304.



¹Cp: Cover Page	1	
²Tc: Table of Contents	2	
³Ss: Sample Summary	3	
⁴Cn: Case Narrative	5	
⁵Sr: Sample Results	6	
MW7-032816 L826785-01	6	
MW8B-032816 L826785-02	7	
MW8A-032816 L826785-03	8	
MW4-032816 L826785-04	9	
MW5-032816 L826785-05	10	
MW10B-032916 L826785-06	11	
MW-10A-032916 L826785-07	12	
MW-9A-032916 L826785-08	13	
MW-9B-032916 L826785-09	14	
MW-6-032916 L826785-10	15	
MW-2-032916 L826785-11	16	
MW-3-032916 L826785-12	17	
⁶Qc: Quality Control Summary	18	
Semi-Volatile Organic Compounds (GC) by Method NWTPHDX	18	
Semi Volatile Organic Compounds (GC/MS) by Method 8270C-SIM	19	
⁷Gl: Glossary of Terms	20	
⁸Al: Accreditations & Locations	21	
⁹Sc: Chain of Custody	22	

SAMPLE SUMMARY



MW7-032816 L826785-01 GW

Method	Batch	Dilution	Preparation date/time	Analysis date/time	Analyst
Semi Volatile Organic Compounds (GC/MS) by Method 8270C-SIM	WG861413	1	04/04/16 10:43	04/05/16 22:07	FMB
Semi-Volatile Organic Compounds (GC) by Method NWTPHDX	WG861412	1	04/03/16 20:25	04/04/16 21:01	JNS

Collected by Peter
 Collected date/time 03/28/16 10:35
 Received date/time 03/31/16 09:00

1 Cp

2 Tc

3 Ss

4 Cn

5 Sr

6 Qc

7 Gl

8 Al

9 Sc

MW8B-032816 L826785-02 GW

Method	Batch	Dilution	Preparation date/time	Analysis date/time	Analyst
Semi Volatile Organic Compounds (GC/MS) by Method 8270C-SIM	WG861413	20	04/04/16 10:43	04/08/16 11:52	FMB
Semi-Volatile Organic Compounds (GC) by Method NWTPHDX	WG861412	50	04/03/16 20:25	04/05/16 15:19	JNS

Collected by Peter
 Collected date/time 03/28/16 09:40
 Received date/time 03/31/16 09:00

MW8A-032816 L826785-03 GW

Method	Batch	Dilution	Preparation date/time	Analysis date/time	Analyst
Semi Volatile Organic Compounds (GC/MS) by Method 8270C-SIM	WG861413	100	04/04/16 10:43	04/06/16 13:07	FMB
Semi-Volatile Organic Compounds (GC) by Method NWTPHDX	WG861412	20	04/03/16 20:25	04/05/16 15:02	JNS

Collected by Peter
 Collected date/time 03/28/16 09:00
 Received date/time 03/31/16 09:00

MW4-032816 L826785-04 GW

Method	Batch	Dilution	Preparation date/time	Analysis date/time	Analyst
Semi Volatile Organic Compounds (GC/MS) by Method 8270C-SIM	WG861413	1	04/04/16 10:43	04/05/16 22:51	FMB
Semi-Volatile Organic Compounds (GC) by Method NWTPHDX	WG861412	1	04/03/16 20:25	04/04/16 21:18	JNS

Collected by Peter
 Collected date/time 03/28/16 08:10
 Received date/time 03/31/16 09:00

MW5-032816 L826785-05 GW

Method	Batch	Dilution	Preparation date/time	Analysis date/time	Analyst
Semi Volatile Organic Compounds (GC/MS) by Method 8270C-SIM	WG861413	1	04/04/16 10:43	04/05/16 23:12	FMB
Semi-Volatile Organic Compounds (GC) by Method NWTPHDX	WG861412	1	04/03/16 20:25	04/04/16 21:34	JNS

Collected by Peter
 Collected date/time 03/29/16 13:50
 Received date/time 03/31/16 09:00

MW10B-032916 L826785-06 GW

Method	Batch	Dilution	Preparation date/time	Analysis date/time	Analyst
Semi Volatile Organic Compounds (GC/MS) by Method 8270C-SIM	WG861413	1	04/04/16 10:43	04/05/16 23:34	FMB
Semi-Volatile Organic Compounds (GC) by Method NWTPHDX	WG861412	1	04/03/16 20:25	04/04/16 21:50	JNS

Collected by Peter
 Collected date/time 03/29/16 13:00
 Received date/time 03/31/16 09:00

MW-10A-032916 L826785-07 GW

Method	Batch	Dilution	Preparation date/time	Analysis date/time	Analyst
Semi Volatile Organic Compounds (GC/MS) by Method 8270C-SIM	WG861413	50	04/04/16 10:43	04/05/16 16:24	FMB
Semi-Volatile Organic Compounds (GC) by Method NWTPHDX	WG861412	1	04/03/16 20:25	04/05/16 00:18	JNS
Semi-Volatile Organic Compounds (GC) by Method NWTPHDX	WG861412	5	04/03/16 20:25	04/05/16 14:46	JNS

Collected by Peter
 Collected date/time 03/29/16 12:35
 Received date/time 03/31/16 09:00

SAMPLE SUMMARY



MW-9A-032916 L826785-08 GW

Method	Batch	Dilution	Preparation date/time	Analysis date/time	Analyst
Semi Volatile Organic Compounds (GC/MS) by Method 8270C-SIM	WG861413	1	04/04/16 10:43	04/05/16 23:56	FMB
Semi-Volatile Organic Compounds (GC) by Method NWTPHDX	WG861412	1	04/03/16 20:25	04/04/16 22:07	JNS

Collected by	Collected date/time	Received date/time
Peter	03/29/16 12:05	03/31/16 09:00

- 1 Cp
- 2 Tc
- 3 Ss
- 4 Cn
- 5 Sr
- 6 Qc
- 7 Gl
- 8 Al
- 9 Sc

MW-9B-032916 L826785-09 GW

Method	Batch	Dilution	Preparation date/time	Analysis date/time	Analyst
Semi Volatile Organic Compounds (GC/MS) by Method 8270C-SIM	WG861413	1	04/04/16 10:43	04/08/16 10:03	FMB
Semi-Volatile Organic Compounds (GC) by Method NWTPHDX	WG861412	1	04/03/16 20:25	04/04/16 22:23	JNS

Collected by	Collected date/time	Received date/time
Peter	03/29/16 11:40	03/31/16 09:00

MW-6-032916 L826785-10 GW

Method	Batch	Dilution	Preparation date/time	Analysis date/time	Analyst
Semi Volatile Organic Compounds (GC/MS) by Method 8270C-SIM	WG861413	1	04/04/16 10:43	04/11/16 08:55	FMB
Semi-Volatile Organic Compounds (GC) by Method NWTPHDX	WG861412	1	04/03/16 20:25	04/04/16 22:40	JNS

Collected by	Collected date/time	Received date/time
Peter	03/29/16 10:45	03/31/16 09:00

MW-2-032916 L826785-11 GW

Method	Batch	Dilution	Preparation date/time	Analysis date/time	Analyst
Semi Volatile Organic Compounds (GC/MS) by Method 8270C-SIM	WG861413	1	04/04/16 10:43	04/05/16 15:26	FMB
Semi-Volatile Organic Compounds (GC) by Method NWTPHDX	WG861412	1	04/03/16 20:25	04/04/16 23:45	JNS

Collected by	Collected date/time	Received date/time
Peter	03/29/16 09:55	03/31/16 09:00

MW-3-032916 L826785-12 GW

Method	Batch	Dilution	Preparation date/time	Analysis date/time	Analyst
Semi Volatile Organic Compounds (GC/MS) by Method 8270C-SIM	WG861413	1	04/04/16 10:43	04/05/16 15:48	FMB
Semi-Volatile Organic Compounds (GC) by Method NWTPHDX	WG861412	1	04/03/16 20:25	04/05/16 00:02	JNS

Collected by	Collected date/time	Received date/time
Peter	03/29/16 09:25	03/31/16 09:00



All sample aliquots were received at the correct temperature, in the proper containers, with the appropriate preservatives, and within method specified holding times. All MDL (LOD) and RDL (LOQ) values reported for environmental samples have been corrected for the dilution factor used in the analysis. All Method and Batch Quality Control are within established criteria except where addressed in this case narrative, a non-conformance form or properly qualified within the sample results. By my digital signature below, I affirm to the best of my knowledge, all problems/anomalies observed by the laboratory as having the potential to affect the quality of the data have been identified by the laboratory, and no information or data have been knowingly withheld that would affect the quality of the data.

Jarred Willis
Technical Service Representative

- ¹ Cp
- ² Tc
- ³ Ss
- ⁴ Cn
- ⁵ Sr
- ⁶ Qc
- ⁷ Gl
- ⁸ Al
- ⁹ Sc



Semi-Volatile Organic Compounds (GC) by Method NWTPHDX

Analyte	Result	Qualifier	MDL	RDL	Dilution	Analysis	Batch
	ug/l		ug/l	ug/l		date / time	
Diesel Range Organics (DRO)	U		33.0	100	1	04/04/2016 21:01	WG861412
Residual Range Organics (RRO)	U		82.5	250	1	04/04/2016 21:01	WG861412
(S) o-Terphenyl	74.0			50.0-150		04/04/2016 21:01	WG861412

- 1 Cp
- 2 Tc
- 3 Ss
- 4 Cn
- 5 Sr
- 6 Qc
- 7 Gl
- 8 Al
- 9 Sc

Semi Volatile Organic Compounds (GC/MS) by Method 8270C-SIM

Analyte	Result	Qualifier	MDL	RDL	Dilution	Analysis	Batch
	ug/l		ug/l	ug/l		date / time	
Benzo(a)anthracene	0.00863	J	0.00410	0.0500	1	04/05/2016 22:07	WG861413
Benzo(a)pyrene	U		0.0116	0.0500	1	04/05/2016 22:07	WG861413
Benzo(b)fluoranthene	0.00445	J	0.00212	0.0500	1	04/05/2016 22:07	WG861413
Benzo(k)fluoranthene	U		0.0136	0.0500	1	04/05/2016 22:07	WG861413
Chrysene	U		0.0108	0.0500	1	04/05/2016 22:07	WG861413
Dibenz(a,h)anthracene	U		0.00396	0.0500	1	04/05/2016 22:07	WG861413
Indeno(1,2,3-cd)pyrene	U		0.0148	0.0500	1	04/05/2016 22:07	WG861413
(S) Nitrobenzene-d5	120	J7		45.1-170		04/05/2016 22:07	WG861413
(S) 2-Fluorobiphenyl	116	J7		57.7-153		04/05/2016 22:07	WG861413
(S) p-Terphenyl-d14	112	J7		53.2-156		04/05/2016 22:07	WG861413



Semi-Volatile Organic Compounds (GC) by Method NWTPHDX

Analyte	Result	Qualifier	MDL	RDL	Dilution	Analysis	Batch
	ug/l		ug/l	ug/l		date / time	
Diesel Range Organics (DRO)	52000		1650	5000	50	04/05/2016 15:19	WG861412
Residual Range Organics (RRO)	U		4120	12500	50	04/05/2016 15:19	WG861412
(S) o-Terphenyl	108	<u>J7</u>		50.0-150		04/05/2016 15:19	WG861412

- 1 Cp
- 2 Tc
- 3 Ss
- 4 Cn
- 5 Sr
- 6 Qc
- 7 Gl
- 8 Al
- 9 Sc

Semi Volatile Organic Compounds (GC/MS) by Method 8270C-SIM

Analyte	Result	Qualifier	MDL	RDL	Dilution	Analysis	Batch
	ug/l		ug/l	ug/l		date / time	
Benzo(a)anthracene	232		0.0820	1.00	20	04/08/2016 11:52	WG861413
Benzo(a)pyrene	131		0.232	1.00	20	04/08/2016 11:52	WG861413
Benzo(b)fluoranthene	202		0.0424	1.00	20	04/08/2016 11:52	WG861413
Benzo(k)fluoranthene	50.8		0.272	1.00	20	04/08/2016 11:52	WG861413
Chrysene	191		0.216	1.00	20	04/08/2016 11:52	WG861413
Dibenz(a,h)anthracene	U		0.0792	1.00	20	04/08/2016 11:52	WG861413
Indeno(1,2,3-cd)pyrene	45.4		0.296	1.00	20	04/08/2016 11:52	WG861413
(S) 2-Fluorobiphenyl	117	<u>J7</u>		57.7-153		04/08/2016 11:52	WG861413
(S) p-Terphenyl-d14	112	<u>J7</u>		53.2-156		04/08/2016 11:52	WG861413



Semi-Volatile Organic Compounds (GC) by Method NWTPHDX

Analyte	Result	Qualifier	MDL	RDL	Dilution	Analysis	Batch
	ug/l		ug/l	ug/l		date / time	
Diesel Range Organics (DRO)	32000		660	2000	20	04/05/2016 15:02	WG861412
Residual Range Organics (RRO)	2650	<u>J</u>	1650	5000	20	04/05/2016 15:02	WG861412
(S) o-Terphenyl	93.3	<u>J7</u>		50.0-150		04/05/2016 15:02	WG861412

- 1 Cp
- 2 Tc
- 3 Ss
- 4 Cn
- 5 Sr
- 6 Qc
- 7 Gl
- 8 Al
- 9 Sc

Semi Volatile Organic Compounds (GC/MS) by Method 8270C-SIM

Analyte	Result	Qualifier	MDL	RDL	Dilution	Analysis	Batch
	ug/l		ug/l	ug/l		date / time	
Benzo(a)anthracene	2.95	<u>J</u>	0.410	5.00	100	04/06/2016 13:07	WG861413
Benzo(a)pyrene	U		1.16	5.00	100	04/06/2016 13:07	WG861413
Benzo(b)fluoranthene	1.72	<u>J</u>	0.212	5.00	100	04/06/2016 13:07	WG861413
Benzo(k)fluoranthene	U		1.36	5.00	100	04/06/2016 13:07	WG861413
Chrysene	1.91	<u>J</u>	1.08	5.00	100	04/06/2016 13:07	WG861413
Dibenz(a,h)anthracene	U		0.396	5.00	100	04/06/2016 13:07	WG861413
Indeno(1,2,3-cd)pyrene	U		1.48	5.00	100	04/06/2016 13:07	WG861413
(S) Nitrobenzene-d5	270	<u>J7</u>		45.1-170		04/06/2016 13:07	WG861413
(S) 2-Fluorobiphenyl	251	<u>J7</u>		57.7-153		04/06/2016 13:07	WG861413
(S) p-Terphenyl-d14	243	<u>J7</u>		53.2-156		04/06/2016 13:07	WG861413

Sample Narrative:

8270C-SIM L826785-03 WG861413: Dilution due to matrix



Semi-Volatile Organic Compounds (GC) by Method NWTPHDX

Analyte	Result	Qualifier	MDL	RDL	Dilution	Analysis	Batch
	ug/l		ug/l	ug/l		date / time	
Diesel Range Organics (DRO)	U		33.0	100	1	04/04/2016 21:18	WG861412
Residual Range Organics (RRO)	U		82.5	250	1	04/04/2016 21:18	WG861412
(S) o-Terphenyl	79.8			50.0-150		04/04/2016 21:18	WG861412

- 1 Cp
- 2 Tc
- 3 Ss
- 4 Cn
- 5 Sr
- 6 Qc
- 7 Gl
- 8 Al
- 9 Sc

Semi Volatile Organic Compounds (GC/MS) by Method 8270C-SIM

Analyte	Result	Qualifier	MDL	RDL	Dilution	Analysis	Batch
	ug/l		ug/l	ug/l		date / time	
Benzo(a)anthracene	U		0.00410	0.0500	1	04/05/2016 22:51	WG861413
Benzo(a)pyrene	U		0.0116	0.0500	1	04/05/2016 22:51	WG861413
Benzo(b)fluoranthene	0.00240	J	0.00212	0.0500	1	04/05/2016 22:51	WG861413
Benzo(k)fluoranthene	U		0.0136	0.0500	1	04/05/2016 22:51	WG861413
Chrysene	U		0.0108	0.0500	1	04/05/2016 22:51	WG861413
Dibenz(a,h)anthracene	U		0.00396	0.0500	1	04/05/2016 22:51	WG861413
Indeno(1,2,3-cd)pyrene	U		0.0148	0.0500	1	04/05/2016 22:51	WG861413
(S) Nitrobenzene-d5	120			45.1-170		04/05/2016 22:51	WG861413
(S) 2-Fluorobiphenyl	118			57.7-153		04/05/2016 22:51	WG861413
(S) p-Terphenyl-d14	115			53.2-156		04/05/2016 22:51	WG861413



Semi-Volatile Organic Compounds (GC) by Method NWTPHDX

Analyte	Result	Qualifier	MDL	RDL	Dilution	Analysis	Batch
	ug/l		ug/l	ug/l		date / time	
Diesel Range Organics (DRO)	189		33.0	100	1	04/04/2016 21:34	WG861412
Residual Range Organics (RRO)	U		82.5	250	1	04/04/2016 21:34	WG861412
(S) o-Terphenyl	95.0			50.0-150		04/04/2016 21:34	WG861412

- 1 Cp
- 2 Tc
- 3 Ss
- 4 Cn
- 5 Sr
- 6 Qc
- 7 Gl
- 8 Al
- 9 Sc

Semi Volatile Organic Compounds (GC/MS) by Method 8270C-SIM

Analyte	Result	Qualifier	MDL	RDL	Dilution	Analysis	Batch
	ug/l		ug/l	ug/l		date / time	
Benzo(a)anthracene	U		0.00410	0.0500	1	04/05/2016 23:12	WG861413
Benzo(a)pyrene	U		0.0116	0.0500	1	04/05/2016 23:12	WG861413
Benzo(b)fluoranthene	U		0.00212	0.0500	1	04/05/2016 23:12	WG861413
Benzo(k)fluoranthene	U		0.0136	0.0500	1	04/05/2016 23:12	WG861413
Chrysene	U		0.0108	0.0500	1	04/05/2016 23:12	WG861413
Dibenz(a,h)anthracene	U		0.00396	0.0500	1	04/05/2016 23:12	WG861413
Indeno(1,2,3-cd)pyrene	U		0.0148	0.0500	1	04/05/2016 23:12	WG861413
(S) Nitrobenzene-d5	112			45.1-170		04/05/2016 23:12	WG861413
(S) 2-Fluorobiphenyl	109			57.7-153		04/05/2016 23:12	WG861413
(S) p-Terphenyl-d14	102			53.2-156		04/05/2016 23:12	WG861413



Semi-Volatile Organic Compounds (GC) by Method NWTPHDX

Analyte	Result	Qualifier	MDL	RDL	Dilution	Analysis	Batch
	ug/l		ug/l	ug/l		date / time	
Diesel Range Organics (DRO)	457		33.0	100	1	04/04/2016 21:50	WG861412
Residual Range Organics (RRO)	U		82.5	250	1	04/04/2016 21:50	WG861412
(S) o-Terphenyl	104			50.0-150		04/04/2016 21:50	WG861412

- 1 Cp
- 2 Tc
- 3 Ss
- 4 Cn
- 5 Sr
- 6 Qc
- 7 Gl
- 8 Al
- 9 Sc

Semi Volatile Organic Compounds (GC/MS) by Method 8270C-SIM

Analyte	Result	Qualifier	MDL	RDL	Dilution	Analysis	Batch
	ug/l		ug/l	ug/l		date / time	
Benzo(a)anthracene	0.576		0.00410	0.0500	1	04/05/2016 23:34	WG861413
Benzo(a)pyrene	0.0902		0.0116	0.0500	1	04/05/2016 23:34	WG861413
Benzo(b)fluoranthene	0.133		0.00212	0.0500	1	04/05/2016 23:34	WG861413
Benzo(k)fluoranthene	0.0662		0.0136	0.0500	1	04/05/2016 23:34	WG861413
Chrysene	0.258		0.0108	0.0500	1	04/05/2016 23:34	WG861413
Dibenz(a,h)anthracene	U		0.00396	0.0500	1	04/05/2016 23:34	WG861413
Indeno(1,2,3-cd)pyrene	0.0275	J	0.0148	0.0500	1	04/05/2016 23:34	WG861413
(S) Nitrobenzene-d5	118			45.1-170		04/05/2016 23:34	WG861413
(S) 2-Fluorobiphenyl	111			57.7-153		04/05/2016 23:34	WG861413
(S) p-Terphenyl-d14	111			53.2-156		04/05/2016 23:34	WG861413



Semi-Volatile Organic Compounds (GC) by Method NWTPHDX

Analyte	Result	Qualifier	MDL	RDL	Dilution	Analysis	Batch
	ug/l		ug/l	ug/l		date / time	
Diesel Range Organics (DRO)	9980		165	500	5	04/05/2016 14:46	WG861412
Residual Range Organics (RRO)	1590		82.5	250	1	04/05/2016 00:18	WG861412
(S) o-Terphenyl	103			50.0-150		04/05/2016 14:46	WG861412

1 Cp

2 Tc

3 Ss

Semi Volatile Organic Compounds (GC/MS) by Method 8270C-SIM

Analyte	Result	Qualifier	MDL	RDL	Dilution	Analysis	Batch
	ug/l		ug/l	ug/l		date / time	
Benzo(a)anthracene	1060		0.205	2.50	50	04/05/2016 16:24	WG861413
Benzo(a)pyrene	601		0.580	2.50	50	04/05/2016 16:24	WG861413
Benzo(b)fluoranthene	723		0.106	2.50	50	04/05/2016 16:24	WG861413
Benzo(k)fluoranthene	296		0.680	2.50	50	04/05/2016 16:24	WG861413
Chrysene	822		0.540	2.50	50	04/05/2016 16:24	WG861413
Dibenz(a,h)anthracene	70.2		0.198	2.50	50	04/05/2016 16:24	WG861413
Indeno(1,2,3-cd)pyrene	181		0.740	2.50	50	04/05/2016 16:24	WG861413
(S) Nitrobenzene-d5	55.2	J7		45.1-170		04/05/2016 16:24	WG861413
(S) 2-Fluorobiphenyl	90.9	J7		57.7-153		04/05/2016 16:24	WG861413
(S) p-Terphenyl-d14	231	J7		53.2-156		04/05/2016 16:24	WG861413

4 Cn

5 Sr

6 Qc

7 Gl

8 Al

9 Sc

Sample Narrative:

8270C-SIM L826785-07 WG861413: Dilution due to matrix



Semi-Volatile Organic Compounds (GC) by Method NWTPHDX

Analyte	Result	Qualifier	MDL	RDL	Dilution	Analysis	Batch
	ug/l		ug/l	ug/l		date / time	
Diesel Range Organics (DRO)	43.5	J	33.0	100	1	04/04/2016 22:07	WG861412
Residual Range Organics (RRO)	U		82.5	250	1	04/04/2016 22:07	WG861412
(S) o-Terphenyl	92.2			50.0-150		04/04/2016 22:07	WG861412

- 1 Cp
- 2 Tc
- 3 Ss
- 4 Cn
- 5 Sr
- 6 Qc
- 7 Gl
- 8 Al
- 9 Sc

Semi Volatile Organic Compounds (GC/MS) by Method 8270C-SIM

Analyte	Result	Qualifier	MDL	RDL	Dilution	Analysis	Batch
	ug/l		ug/l	ug/l		date / time	
Benzo(a)anthracene	0.0260	J	0.00410	0.0500	1	04/05/2016 23:56	WG861413
Benzo(a)pyrene	0.0126	J	0.0116	0.0500	1	04/05/2016 23:56	WG861413
Benzo(b)fluoranthene	0.0198	J	0.00212	0.0500	1	04/05/2016 23:56	WG861413
Benzo(k)fluoranthene	U		0.0136	0.0500	1	04/05/2016 23:56	WG861413
Chrysene	0.0188	J	0.0108	0.0500	1	04/05/2016 23:56	WG861413
Dibenz(a,h)anthracene	U		0.00396	0.0500	1	04/05/2016 23:56	WG861413
Indeno(1,2,3-cd)pyrene	U		0.0148	0.0500	1	04/05/2016 23:56	WG861413
(S) Nitrobenzene-d5	119			45.1-170		04/05/2016 23:56	WG861413
(S) 2-Fluorobiphenyl	116			57.7-153		04/05/2016 23:56	WG861413
(S) p-Terphenyl-d14	104			53.2-156		04/05/2016 23:56	WG861413



Semi-Volatile Organic Compounds (GC) by Method NWTPHDX

Analyte	Result	Qualifier	MDL	RDL	Dilution	Analysis	Batch
	ug/l		ug/l	ug/l		date / time	
Diesel Range Organics (DRO)	U		33.0	100	1	04/04/2016 22:23	WG861412
Residual Range Organics (RRO)	U		82.5	250	1	04/04/2016 22:23	WG861412
(S) o-Terphenyl	86.6			50.0-150		04/04/2016 22:23	WG861412

- 1 Cp
- 2 Tc
- 3 Ss
- 4 Cn
- 5 Sr
- 6 Qc
- 7 Gl
- 8 Al
- 9 Sc

Semi Volatile Organic Compounds (GC/MS) by Method 8270C-SIM

Analyte	Result	Qualifier	MDL	RDL	Dilution	Analysis	Batch
	ug/l		ug/l	ug/l		date / time	
Benzo(a)anthracene	0.0106	J	0.00410	0.0500	1	04/08/2016 10:03	WG861413
Benzo(a)pyrene	U		0.0116	0.0500	1	04/08/2016 10:03	WG861413
Benzo(b)fluoranthene	0.00418	J	0.00212	0.0500	1	04/08/2016 10:03	WG861413
Benzo(k)fluoranthene	U		0.0136	0.0500	1	04/08/2016 10:03	WG861413
Chrysene	U		0.0108	0.0500	1	04/08/2016 10:03	WG861413
Dibenz(a,h)anthracene	U		0.00396	0.0500	1	04/08/2016 10:03	WG861413
Indeno(1,2,3-cd)pyrene	U		0.0148	0.0500	1	04/08/2016 10:03	WG861413
(S) Nitrobenzene-d5	105			45.1-170		04/08/2016 10:03	WG861413
(S) 2-Fluorobiphenyl	112			57.7-153		04/08/2016 10:03	WG861413
(S) p-Terphenyl-d14	109			53.2-156		04/08/2016 10:03	WG861413



Semi-Volatile Organic Compounds (GC) by Method NWTPHDX

Analyte	Result	Qualifier	MDL	RDL	Dilution	Analysis	Batch
	ug/l		ug/l	ug/l		date / time	
Diesel Range Organics (DRO)	62.1	J	33.0	100	1	04/04/2016 22:40	WG861412
Residual Range Organics (RRO)	U		82.5	250	1	04/04/2016 22:40	WG861412
(S) o-Terphenyl	92.9			50.0-150		04/04/2016 22:40	WG861412

- 1 Cp
- 2 Tc
- 3 Ss
- 4 Cn
- 5 Sr
- 6 Qc
- 7 Gl
- 8 Al
- 9 Sc

Semi Volatile Organic Compounds (GC/MS) by Method 8270C-SIM

Analyte	Result	Qualifier	MDL	RDL	Dilution	Analysis	Batch
	ug/l		ug/l	ug/l		date / time	
Benzo(a)anthracene	0.0120	J	0.00410	0.0500	1	04/11/2016 08:55	WG861413
Benzo(a)pyrene	U		0.0116	0.0500	1	04/11/2016 08:55	WG861413
Benzo(b)fluoranthene	0.00642	J	0.00212	0.0500	1	04/11/2016 08:55	WG861413
Benzo(k)fluoranthene	U		0.0136	0.0500	1	04/11/2016 08:55	WG861413
Chrysene	U		0.0108	0.0500	1	04/11/2016 08:55	WG861413
Dibenz(a,h)anthracene	U		0.00396	0.0500	1	04/11/2016 08:55	WG861413
Indeno(1,2,3-cd)pyrene	U		0.0148	0.0500	1	04/11/2016 08:55	WG861413
(S) Nitrobenzene-d5	140			45.1-170		04/11/2016 08:55	WG861413
(S) 2-Fluorobiphenyl	171	J1		57.7-153		04/11/2016 08:55	WG861413
(S) p-Terphenyl-d14	171	J1		53.2-156		04/11/2016 08:55	WG861413



Semi-Volatile Organic Compounds (GC) by Method NWTPHDX

Analyte	Result	Qualifier	MDL	RDL	Dilution	Analysis	Batch
	ug/l		ug/l	ug/l		date / time	
Diesel Range Organics (DRO)	U		33.0	100	1	04/04/2016 23:45	WG861412
Residual Range Organics (RRO)	U		82.5	250	1	04/04/2016 23:45	WG861412
(S) o-Terphenyl	87.1			50.0-150		04/04/2016 23:45	WG861412

- 1 Cp
- 2 Tc
- 3 Ss
- 4 Cn
- 5 Sr
- 6 Qc
- 7 Gl
- 8 Al
- 9 Sc

Semi Volatile Organic Compounds (GC/MS) by Method 8270C-SIM

Analyte	Result	Qualifier	MDL	RDL	Dilution	Analysis	Batch
	ug/l		ug/l	ug/l		date / time	
Benzo(a)anthracene	0.00942	J	0.00410	0.0500	1	04/05/2016 15:26	WG861413
Benzo(a)pyrene	U		0.0116	0.0500	1	04/05/2016 15:26	WG861413
Benzo(b)fluoranthene	0.00341	J	0.00212	0.0500	1	04/05/2016 15:26	WG861413
Benzo(k)fluoranthene	U		0.0136	0.0500	1	04/05/2016 15:26	WG861413
Chrysene	U		0.0108	0.0500	1	04/05/2016 15:26	WG861413
Dibenz(a,h)anthracene	U		0.00396	0.0500	1	04/05/2016 15:26	WG861413
Indeno(1,2,3-cd)pyrene	U		0.0148	0.0500	1	04/05/2016 15:26	WG861413
(S) Nitrobenzene-d5	112			45.1-170		04/05/2016 15:26	WG861413
(S) 2-Fluorobiphenyl	113			57.7-153		04/05/2016 15:26	WG861413
(S) p-Terphenyl-d14	108			53.2-156		04/05/2016 15:26	WG861413



Semi-Volatile Organic Compounds (GC) by Method NWTPHDX

Analyte	Result	Qualifier	MDL	RDL	Dilution	Analysis	Batch
	ug/l		ug/l	ug/l		date / time	
Diesel Range Organics (DRO)	37.2	J	33.0	100	1	04/05/2016 00:02	WG861412
Residual Range Organics (RRO)	U		82.5	250	1	04/05/2016 00:02	WG861412
(S) o-Terphenyl	86.0			50.0-150		04/05/2016 00:02	WG861412

- 1 Cp
- 2 Tc
- 3 Ss
- 4 Cn
- 5 Sr
- 6 Qc
- 7 Gl
- 8 Al
- 9 Sc

Semi Volatile Organic Compounds (GC/MS) by Method 8270C-SIM

Analyte	Result	Qualifier	MDL	RDL	Dilution	Analysis	Batch
	ug/l		ug/l	ug/l		date / time	
Benzo(a)anthracene	0.0129	J	0.00410	0.0500	1	04/05/2016 15:48	WG861413
Benzo(a)pyrene	U		0.0116	0.0500	1	04/05/2016 15:48	WG861413
Benzo(b)fluoranthene	0.00454	J	0.00212	0.0500	1	04/05/2016 15:48	WG861413
Benzo(k)fluoranthene	U		0.0136	0.0500	1	04/05/2016 15:48	WG861413
Chrysene	U		0.0108	0.0500	1	04/05/2016 15:48	WG861413
Dibenz(a,h)anthracene	U		0.00396	0.0500	1	04/05/2016 15:48	WG861413
Indeno(1,2,3-cd)pyrene	U		0.0148	0.0500	1	04/05/2016 15:48	WG861413
(S) Nitrobenzene-d5	118			45.1-170		04/05/2016 15:48	WG861413
(S) 2-Fluorobiphenyl	120			57.7-153		04/05/2016 15:48	WG861413
(S) p-Terphenyl-d14	116			53.2-156		04/05/2016 15:48	WG861413



Method Blank (MB)

(MB) R3126337-1 04/04/16 12:50

Analyte	MB Result mg/l	MB Qualifier	MB MDL mg/l	MB RDL mg/l
Diesel Range Organics (DRO)	U		0.0333	0.100
Residual Range Organics (RRO)	U		0.0833	0.250
<i>(S) o-Terphenyl</i>	89.7			70.0-130

Laboratory Control Sample (LCS) • Laboratory Control Sample Duplicate (LCSD)

(LCS) R3126337-2 04/04/16 13:07 • (LCSD) R3126337-3 04/04/16 13:23

Analyte	Spike Amount mg/l	LCS Result mg/l	LCSD Result mg/l	LCS Rec. %	LCSD Rec. %	Rec. Limits %	LCS Qualifier	LCSD Qualifier	RPD %	RPD Limits %
Diesel Range Organics (DRO)	0.750	0.915	0.921	122	123	50.0-150			0.580	20
Residual Range Organics (RRO)	0.750	0.734	0.765	97.8	102	50.0-150			4.11	20
<i>(S) o-Terphenyl</i>				96.0	93.8	70.0-130				

1 Cp

2 Tc

3 Ss

4 Cn

5 Sr

6 Qc

7 Gl

8 Al

9 Sc



Method Blank (MB)

(MB) R3126734-3 04/05/16 08:59

Analyte	MB Result mg/l	MB Qualifier	MB MDL mg/l	MB RDL mg/l
Benzo(a)anthracene	0.00000693		0.00000410	0.0000500
Benzo(a)pyrene	U		0.0000116	0.0000500
Benzo(b)fluoranthene	0.00000244		0.00000212	0.0000500
Benzo(k)fluoranthene	U		0.0000136	0.0000500
Chrysene	U		0.0000108	0.0000500
Dibenz(a,h)anthracene	U		0.00000396	0.0000500
Indeno(1,2,3-cd)pyrene	U		0.0000148	0.0000500
(S) Nitrobenzene-d5	87.4			33.8-179
(S) 2-Fluorobiphenyl	101			55.5-150
(S) p-Terphenyl-d14	110			46.2-163

1 Cp

2 Tc

3 Ss

4 Cn

5 Sr

6 Qc

7 Gl

8 Al

9 Sc

Laboratory Control Sample (LCS) • Laboratory Control Sample Duplicate (LCSD)

(LCS) R3126734-1 04/05/16 08:13 • (LCSD) R3126734-2 04/05/16 08:36

Analyte	Spike Amount mg/l	LCS Result mg/l	LCSD Result mg/l	LCS Rec. %	LCSD Rec. %	Rec. Limits %	LCS Qualifier	LCSD Qualifier	RPD %	RPD Limits %
Benzo(a)anthracene	0.00200	0.00207	0.00210	104	105	63.1-147			1.22	20
Benzo(a)pyrene	0.00200	0.00219	0.00220	109	110	62.2-150			0.360	20
Benzo(b)fluoranthene	0.00200	0.00205	0.00223	102	111	58.4-148			8.50	20
Benzo(k)fluoranthene	0.00200	0.00237	0.00223	119	111	60.5-154			6.27	20
Chrysene	0.00200	0.00225	0.00233	112	117	64.8-155			3.85	20
Dibenz(a,h)anthracene	0.00200	0.00206	0.00208	103	104	53.5-153			0.650	20
Indeno(1,2,3-cd)pyrene	0.00200	0.00215	0.00216	107	108	57.0-155			0.780	20
(S) Nitrobenzene-d5				87.6	83.0	33.8-179				
(S) 2-Fluorobiphenyl				93.1	97.4	55.5-150				
(S) p-Terphenyl-d14				103	104	46.2-163				



Abbreviations and Definitions

SDG	Sample Delivery Group.
MDL	Method Detection Limit.
RDL	Reported Detection Limit.
ND,U	Not detected at the Reporting Limit (or MDL where applicable).
RPD	Relative Percent Difference.
(dry)	Results are reported based on the dry weight of the sample. [this will only be present on a dry report basis for soils].
Original Sample	The non-spiked sample in the prep batch used to determine the Relative Percent Difference (RPD) from a quality control sample. The Original Sample may not be included within the reported SDG.
(S)	Surrogate (Surrogate Standard) - Analytes added to every blank, sample, Laboratory Control Sample/Duplicate and Matrix Spike/Duplicate; used to evaluate analytical efficiency by measuring recovery. Surrogates are not expected to be detected in all environmental media.
Rec.	Recovery.
SDL	Sample Detection Limit.
MQL	Method Quantitation Limit.
Unadj. MQL	Unadjusted Method Quantitation Limit.

Qualifier	Description
J	The identification of the analyte is acceptable; the reported value is an estimate.
J1	Surrogate recovery limits have been exceeded; values are outside upper control limits.
J7	Surrogate recovery cannot be used for control limit evaluation due to dilution.

¹ Cp

² Tc

³ Ss

⁴ Cn

⁵ Sr

⁶ Qc

⁷ Gl

⁸ Al

⁹ Sc



ESC Lab Sciences is the only environmental laboratory accredited/certified to support your work nationwide from one location. One phone call, one point of contact, one laboratory. No other lab is as accessible or prepared to handle your needs throughout the country. Our capacity and capability from our single location laboratory is comparable to the collective totals of the network laboratories in our industry. The most significant benefit to our "one location" design is the design of our laboratory campus. The model is conducive to accelerated productivity, decreasing turn-around time, and preventing cross contamination, thus protecting sample integrity. Our focus on premium quality and prompt service allows us to be **YOUR LAB OF CHOICE**.
 * Not all certifications held by the laboratory are applicable to the results reported in the attached report.



State Accreditations

Alabama	40660	Nevada	TN-03-2002-34
Alaska	UST-080	New Hampshire	2975
Arizona	AZ0612	New Jersey–NELAP	TN002
Arkansas	88-0469	New Mexico	TN00003
California	01157CA	New York	11742
Colorado	TN00003	North Carolina	Env375
Connecticut	PH-0197	North Carolina ¹	DW21704
Florida	E87487	North Carolina ²	41
Georgia	NELAP	North Dakota	R-140
Georgia ¹	923	Ohio–VAP	CL0069
Idaho	TN00003	Oklahoma	9915
Illinois	200008	Oregon	TN200002
Indiana	C-TN-01	Pennsylvania	68-02979
Iowa	364	Rhode Island	221
Kansas	E-10277	South Carolina	84004
Kentucky ¹	90010	South Dakota	n/a
Kentucky ²	16	Tennessee ¹⁴	2006
Louisiana	AI30792	Texas	T 104704245-07-TX
Maine	TN0002	Texas ⁵	LAB0152
Maryland	324	Utah	6157585858
Massachusetts	M-TN003	Vermont	VT2006
Michigan	9958	Virginia	109
Minnesota	047-999-395	Washington	C1915
Mississippi	TN00003	West Virginia	233
Missouri	340	Wisconsin	9980939910
Montana	CERT0086	Wyoming	A2LA
Nebraska	NE-OS-15-05		

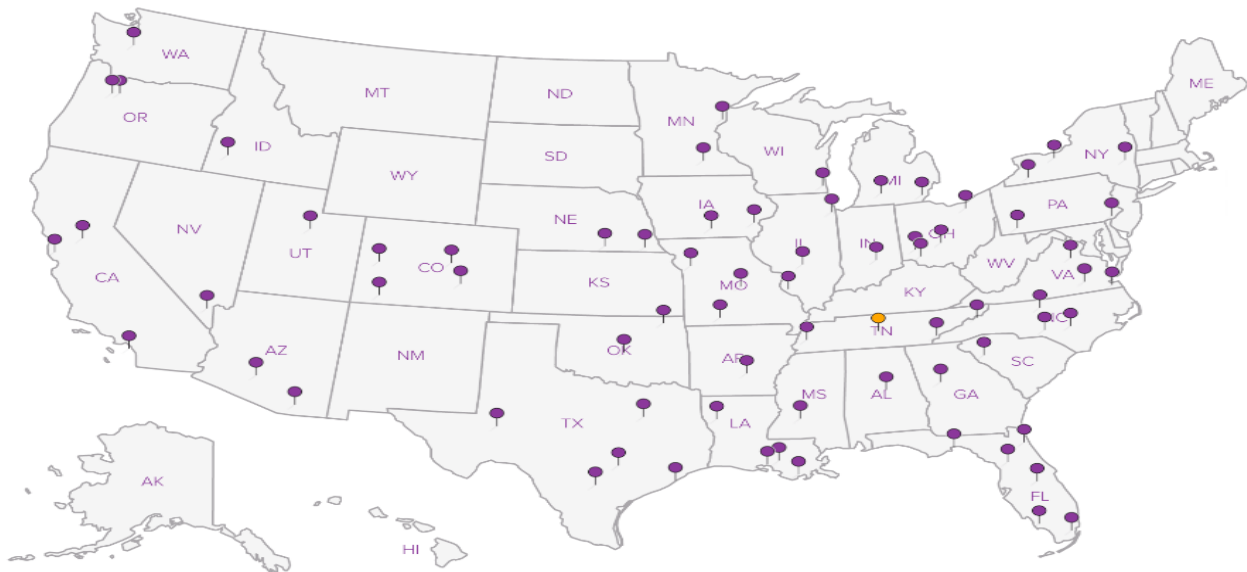
Third Party & Federal Accreditations

A2LA – ISO 17025	1461.01	AIHA	100789
A2LA – ISO 17025 ⁵	1461.02	DOD	1461.01
Canada	1461.01	USDA	S-67674
EPA–Crypto	TN00003		

¹ Drinking Water ² Underground Storage Tanks ³ Aquatic Toxicity ⁴ Chemical/Microbiological ⁵ Mold ^{n/a} Accreditation not applicable

Our Locations

ESC Lab Sciences has sixty-four client support centers that provide sample pickup and/or the delivery of sampling supplies. If you would like assistance from one of our support offices, please contact our main office. **ESC Lab Sciences performs all testing at our central laboratory.**



SLR International Corp. - West Linn, OR

Sample Delivery Group: L843645
Samples Received: 06/25/2016
Project Number: 108.00228.00048
Description: Nord Door Project - Everett, WA
Site: EVERETT, WA
Report To: Chris Kramer
1800 Blankenship Road, Suite 440
West Linn, OR 97068

Entire Report Reviewed By:



Brian Ford
Technical Service Representative

Results relate only to the items tested or calibrated and are reported as rounded values. This test report shall not be reproduced, except in full, without written approval of the laboratory. Where applicable, sampling conducted by ESC is performed per guidance provided in laboratory standard operating procedures: 060302, 060303, and 060304.



¹Cp: Cover Page	1
²Tc: Table of Contents	2
³Ss: Sample Summary	3
⁴Cn: Case Narrative	5
⁵Sr: Sample Results	6
MW1-062316 L843645-01	6
MW4-062316 L843645-02	7
MW6-062316 L843645-03	8
MW5-062316 L843645-04	9
MW10A-062416 L843645-05	10
MW10B-062416 L843645-06	11
MW9B-062416 L843645-07	12
MW9A-062416 L843645-08	13
MW8B-062416 L843645-09	14
MW8A-062416 L843645-10	15
TRIP BLANK L843645-11	16
MW7-062416 L843645-12	17
⁶Qc: Quality Control Summary	18
Volatile Organic Compounds (GC/MS) by Method 8260C	18
Semi-Volatile Organic Compounds (GC) by Method NWTPHDX	19
Semi Volatile Organic Compounds (GC/MS) by Method 8270D-SIM	22
⁷Gl: Glossary of Terms	24
⁸Al: Accreditations & Locations	25
⁹Sc: Chain of Custody	26



SAMPLE SUMMARY



MW1-062316 L843645-01 GW

Method	Batch	Dilution	Preparation date/time	Analysis date/time	Analyst
Semi-Volatile Organic Compounds (GC) by Method NWTPHDX	WG883563	1	06/26/16 21:02	06/27/16 18:13	JM

Collected by	Collected date/time	Received date/time
Peter L	06/23/16 09:30	06/25/16 09:00

1 Cp

2 Tc

3 Ss

MW4-062316 L843645-02 GW

Method	Batch	Dilution	Preparation date/time	Analysis date/time	Analyst
Semi Volatile Organic Compounds (GC/MS) by Method 8270D-SIM	WG883575	1	06/26/16 21:03	06/27/16 03:36	JF
Semi-Volatile Organic Compounds (GC) by Method NWTPHDX	WG883563	1	06/26/16 21:02	06/27/16 18:30	JM

Collected by	Collected date/time	Received date/time
Peter L	06/23/16 10:15	06/25/16 09:00

4 Cn

5 Sr

6 Qc

MW6-062316 L843645-03 GW

Method	Batch	Dilution	Preparation date/time	Analysis date/time	Analyst
Semi Volatile Organic Compounds (GC/MS) by Method 8270D-SIM	WG883575	1	06/26/16 21:03	06/27/16 03:58	JF
Semi-Volatile Organic Compounds (GC) by Method NWTPHDX	WG884533	1	06/29/16 16:55	06/30/16 23:41	JM
Volatile Organic Compounds (GC/MS) by Method 8260C	WG884164	1	07/01/16 22:54	07/01/16 22:54	BMB

Collected by	Collected date/time	Received date/time
Peter L	06/23/16 11:45	06/25/16 09:00

7 Gl

8 Al

9 Sc

MW5-062316 L843645-04 GW

Method	Batch	Dilution	Preparation date/time	Analysis date/time	Analyst
Semi Volatile Organic Compounds (GC/MS) by Method 8270D-SIM	WG883575	2	06/26/16 21:03	06/27/16 04:20	JF
Semi Volatile Organic Compounds (GC/MS) by Method 8270D-SIM	WG883575	20	06/26/16 21:03	07/12/16 15:05	KMP
Semi-Volatile Organic Compounds (GC) by Method NWTPHDX	WG883848	1	06/27/16 18:12	06/28/16 18:27	JM
Volatile Organic Compounds (GC/MS) by Method 8260C	WG884164	1	07/02/16 00:13	07/02/16 00:13	BMB

Collected by	Collected date/time	Received date/time
Peter L	06/23/16 12:45	06/25/16 09:00

MW10A-062416 L843645-05 GW

Method	Batch	Dilution	Preparation date/time	Analysis date/time	Analyst
Semi Volatile Organic Compounds (GC/MS) by Method 8270D-SIM	WG883575	100	06/26/16 21:03	07/01/16 23:51	JF
Semi-Volatile Organic Compounds (GC) by Method NWTPHDX	WG883848	100	06/27/16 18:12	06/28/16 22:41	JM
Volatile Organic Compounds (GC/MS) by Method 8260C	WG884164	5	07/02/16 00:32	07/02/16 00:32	BMB

Collected by	Collected date/time	Received date/time
Peter L	06/24/16 09:15	06/25/16 09:00

MW10B-062416 L843645-06 GW

Method	Batch	Dilution	Preparation date/time	Analysis date/time	Analyst
Semi Volatile Organic Compounds (GC/MS) by Method 8270D-SIM	WG883575	1	06/26/16 21:03	06/27/16 04:41	JF
Semi-Volatile Organic Compounds (GC) by Method NWTPHDX	WG884533	1	06/29/16 16:55	07/06/16 16:36	DMG
Volatile Organic Compounds (GC/MS) by Method 8260C	WG884164	1	07/02/16 00:52	07/02/16 00:52	BMB

Collected by	Collected date/time	Received date/time
Peter L	06/24/16 09:45	06/25/16 09:00

MW9B-062416 L843645-07 GW

Method	Batch	Dilution	Preparation date/time	Analysis date/time	Analyst
Semi Volatile Organic Compounds (GC/MS) by Method 8270D-SIM	WG883575	1	06/26/16 21:03	06/27/16 05:03	JF
Semi-Volatile Organic Compounds (GC) by Method NWTPHDX	WG884533	1	06/29/16 16:55	07/01/16 00:15	JM
Volatile Organic Compounds (GC/MS) by Method 8260C	WG884164	1	07/02/16 01:12	07/02/16 01:12	BMB

Collected by	Collected date/time	Received date/time
Peter L	06/24/16 10:20	06/25/16 09:00

SAMPLE SUMMARY



MW9A-062416 L843645-08 GW

Collected by Peter L
Collected date/time 06/24/16 10:55
Received date/time 06/25/16 09:00

Method	Batch	Dilution	Preparation date/time	Analysis date/time	Analyst
Semi Volatile Organic Compounds (GC/MS) by Method 8270D-SIM	WG883575	1	06/26/16 21:03	06/27/16 05:25	JF
Semi-Volatile Organic Compounds (GC) by Method NWTPHDX	WG884533	1	06/29/16 16:55	07/01/16 00:31	JM
Volatile Organic Compounds (GC/MS) by Method 8260C	WG884164	1	07/02/16 01:32	07/02/16 01:32	BMB

1
Cp

2
Tc

3
Ss

4
Cn

MW8B-062416 L843645-09 GW

Collected by Peter L
Collected date/time 06/24/16 11:45
Received date/time 06/25/16 09:00

Method	Batch	Dilution	Preparation date/time	Analysis date/time	Analyst
Semi Volatile Organic Compounds (GC/MS) by Method 8270D-SIM	WG883575	40	06/26/16 21:03	06/30/16 17:52	JF
Semi Volatile Organic Compounds (GC/MS) by Method 8270D-SIM	WG883575	400	06/26/16 21:03	07/12/16 15:28	KMP
Semi-Volatile Organic Compounds (GC) by Method NWTPHDX	WG883848	5	06/27/16 18:12	06/29/16 13:11	JM
Volatile Organic Compounds (GC/MS) by Method 8260C	WG884164	5	07/02/16 01:51	07/02/16 01:51	BMB

5
Sr

6
Qc

7
Gl

MW8A-062416 L843645-10 GW

Collected by Peter L
Collected date/time 06/24/16 12:20
Received date/time 06/25/16 09:00

Method	Batch	Dilution	Preparation date/time	Analysis date/time	Analyst
Semi Volatile Organic Compounds (GC/MS) by Method 8270D-SIM	WG883575	100	06/26/16 21:03	07/02/16 00:12	JF
Semi Volatile Organic Compounds (GC/MS) by Method 8270D-SIM	WG883575	1000	06/26/16 21:03	07/12/16 15:51	KMP
Semi-Volatile Organic Compounds (GC) by Method NWTPHDX	WG883848	5	06/27/16 18:12	06/29/16 13:28	JM
Volatile Organic Compounds (GC/MS) by Method 8260C	WG884164	5	07/02/16 02:11	07/02/16 02:11	BMB

8
Al

9
Sc

TRIP BLANK L843645-11 GW

Collected by Peter L
Collected date/time 06/23/16 00:00
Received date/time 06/25/16 09:00

Method	Batch	Dilution	Preparation date/time	Analysis date/time	Analyst
Volatile Organic Compounds (GC/MS) by Method 8260C	WG884164	1	07/01/16 22:14	07/01/16 22:14	BMB

MW7-062416 L843645-12 GW

Collected by Peter L
Collected date/time 06/24/16 13:05
Received date/time 06/25/16 09:00

Method	Batch	Dilution	Preparation date/time	Analysis date/time	Analyst
Semi Volatile Organic Compounds (GC/MS) by Method 8270D-SIM	WG883575	1	06/26/16 21:03	06/27/16 06:09	JF
Semi-Volatile Organic Compounds (GC) by Method NWTPHDX	WG884533	1	06/29/16 16:55	07/01/16 18:05	DMG
Volatile Organic Compounds (GC/MS) by Method 8260C	WG884164	1	07/02/16 02:31	07/02/16 02:31	BMB



All sample aliquots were received at the correct temperature, in the proper containers, with the appropriate preservatives, and within method specified holding times. All MDL (LOD) and RDL (LOQ) values reported for environmental samples have been corrected for the dilution factor used in the analysis. All Method and Batch Quality Control are within established criteria except where addressed in this case narrative, a non-conformance form or properly qualified within the sample results. By my digital signature below, I affirm to the best of my knowledge, all problems/anomalies observed by the laboratory as having the potential to affect the quality of the data have been identified by the laboratory, and no information or data have been knowingly withheld that would affect the quality of the data.

Brian Ford
Technical Service Representative

¹ Cp

² Tc

³ Ss

⁴ Cn

⁵ Sr

⁶ Qc

⁷ Gl

⁸ Al

⁹ Sc



Semi-Volatile Organic Compounds (GC) by Method NWTPHDX

Analyte	Result ug/l	Qualifier	MDL ug/l	RDL ug/l	Dilution	Analysis date / time	Batch
Diesel Range Organics (DRO)	267		33.0	100	1	06/27/2016 18:13	WG883563
Residual Range Organics (RRO)	341		82.5	250	1	06/27/2016 18:13	WG883563
(S) o-Terphenyl	99.9			50.0-150		06/27/2016 18:13	WG883563

¹ Cp

² Tc

³ Ss

⁴ Cn

⁵ Sr

⁶ Qc

⁷ Gl

⁸ Al

⁹ Sc



Semi-Volatile Organic Compounds (GC) by Method NWTPHDX

Analyte	Result	Qualifier	MDL	RDL	Dilution	Analysis	Batch
	ug/l		ug/l	ug/l		date / time	
Diesel Range Organics (DRO)	69.5	J	33.0	100	1	06/27/2016 18:30	WG883563
Residual Range Organics (RRO)	122	J	82.5	250	1	06/27/2016 18:30	WG883563
(S) o-Terphenyl	98.0			50.0-150		06/27/2016 18:30	WG883563

1 Cp

2 Tc

3 Ss

Semi Volatile Organic Compounds (GC/MS) by Method 8270D-SIM

Analyte	Result	Qualifier	MDL	RDL	Dilution	Analysis	Batch
	ug/l		ug/l	ug/l		date / time	
Anthracene	U		0.0140	0.0500	1	06/27/2016 03:36	WG883575
Acenaphthene	0.0302	J	0.0100	0.0500	1	06/27/2016 03:36	WG883575
Acenaphthylene	U		0.0120	0.0500	1	06/27/2016 03:36	WG883575
Benzo(a)anthracene	U		0.00410	0.0500	1	06/27/2016 03:36	WG883575
Benzo(a)pyrene	U		0.0116	0.0500	1	06/27/2016 03:36	WG883575
Benzo(b)fluoranthene	U		0.00212	0.0500	1	06/27/2016 03:36	WG883575
Benzo(g,h,i)perylene	0.00236	B J	0.00227	0.0500	1	06/27/2016 03:36	WG883575
Benzo(k)fluoranthene	U		0.0136	0.0500	1	06/27/2016 03:36	WG883575
Chrysene	U		0.0108	0.0500	1	06/27/2016 03:36	WG883575
Dibenz(a,h)anthracene	U		0.00396	0.0500	1	06/27/2016 03:36	WG883575
Fluoranthene	U		0.0157	0.0500	1	06/27/2016 03:36	WG883575
Fluorene	U		0.00850	0.0500	1	06/27/2016 03:36	WG883575
Indeno(1,2,3-cd)pyrene	U		0.0148	0.0500	1	06/27/2016 03:36	WG883575
Naphthalene	U		0.0198	0.250	1	06/27/2016 03:36	WG883575
Phenanthrene	U		0.00820	0.0500	1	06/27/2016 03:36	WG883575
Pyrene	U		0.0117	0.0500	1	06/27/2016 03:36	WG883575
1-Methylnaphthalene	U		0.00821	0.250	1	06/27/2016 03:36	WG883575
2-Methylnaphthalene	U		0.00902	0.250	1	06/27/2016 03:36	WG883575
2-Chloronaphthalene	U		0.00647	0.250	1	06/27/2016 03:36	WG883575
(S) Nitrobenzene-d5	96.2			45.1-170		06/27/2016 03:36	WG883575
(S) 2-Fluorobiphenyl	109			57.7-153		06/27/2016 03:36	WG883575
(S) p-Terphenyl-d14	115			53.2-156		06/27/2016 03:36	WG883575

4 Cn

5 Sr

6 Qc

7 Gl

8 Al

9 Sc



Volatile Organic Compounds (GC/MS) by Method 8260C

Analyte	Result	Qualifier	MDL	RDL	Dilution	Analysis	Batch
	ug/l		ug/l	ug/l		date / time	
Benzene	U		0.331	1.00	1	07/01/2016 22:54	WG884164
(S) Toluene-d8	103			90.0-115		07/01/2016 22:54	WG884164
(S) Dibromofluoromethane	94.4			79.0-121		07/01/2016 22:54	WG884164
(S) a,a,a-Trifluorotoluene	105			90.4-116		07/01/2016 22:54	WG884164
(S) 4-Bromofluorobenzene	104			80.1-120		07/01/2016 22:54	WG884164

- 1 Cp
- 2 Tc
- 3 Ss
- 4 Cn
- 5 Sr
- 6 Qc
- 7 Gl
- 8 Al
- 9 Sc

Semi-Volatile Organic Compounds (GC) by Method NWTPHDX

Analyte	Result	Qualifier	MDL	RDL	Dilution	Analysis	Batch
	ug/l		ug/l	ug/l		date / time	
Diesel Range Organics (DRO)	U		33.0	100	1	06/30/2016 23:41	WG884533
Residual Range Organics (RRO)	U		82.5	250	1	06/30/2016 23:41	WG884533
(S) o-Terphenyl	83.5			50.0-150		06/30/2016 23:41	WG884533

Semi Volatile Organic Compounds (GC/MS) by Method 8270D-SIM

Analyte	Result	Qualifier	MDL	RDL	Dilution	Analysis	Batch
	ug/l		ug/l	ug/l		date / time	
Anthracene	U		0.0140	0.0500	1	06/27/2016 03:58	WG883575
Acenaphthene	0.113		0.0100	0.0500	1	06/27/2016 03:58	WG883575
Acenaphthylene	U		0.0120	0.0500	1	06/27/2016 03:58	WG883575
Benzo(a)anthracene	U		0.00410	0.0500	1	06/27/2016 03:58	WG883575
Benzo(a)pyrene	U		0.0116	0.0500	1	06/27/2016 03:58	WG883575
Benzo(b)fluoranthene	U		0.00212	0.0500	1	06/27/2016 03:58	WG883575
Benzo(g,h,i)perylene	0.00257	<u>B J</u>	0.00227	0.0500	1	06/27/2016 03:58	WG883575
Benzo(k)fluoranthene	U		0.0136	0.0500	1	06/27/2016 03:58	WG883575
Chrysene	U		0.0108	0.0500	1	06/27/2016 03:58	WG883575
Dibenz(a,h)anthracene	U		0.00396	0.0500	1	06/27/2016 03:58	WG883575
Fluoranthene	0.0179	<u>J</u>	0.0157	0.0500	1	06/27/2016 03:58	WG883575
Fluorene	0.0201	<u>J</u>	0.00850	0.0500	1	06/27/2016 03:58	WG883575
Indeno(1,2,3-cd)pyrene	U		0.0148	0.0500	1	06/27/2016 03:58	WG883575
Naphthalene	0.0199	<u>J</u>	0.0198	0.250	1	06/27/2016 03:58	WG883575
Phenanthrene	U		0.00820	0.0500	1	06/27/2016 03:58	WG883575
Pyrene	0.0153	<u>J</u>	0.0117	0.0500	1	06/27/2016 03:58	WG883575
1-Methylnaphthalene	U		0.00821	0.250	1	06/27/2016 03:58	WG883575
2-Methylnaphthalene	U		0.00902	0.250	1	06/27/2016 03:58	WG883575
2-Chloronaphthalene	U		0.00647	0.250	1	06/27/2016 03:58	WG883575
(S) Nitrobenzene-d5	89.3			45.1-170		06/27/2016 03:58	WG883575
(S) 2-Fluorobiphenyl	99.8			57.7-153		06/27/2016 03:58	WG883575
(S) p-Terphenyl-d14	106			53.2-156		06/27/2016 03:58	WG883575



Volatile Organic Compounds (GC/MS) by Method 8260C

Analyte	Result	Qualifier	MDL	RDL	Dilution	Analysis	Batch
	ug/l		ug/l	ug/l		date / time	
Benzene	U		0.331	1.00	1	07/02/2016 00:13	WG884164
(S) Toluene-d8	105			90.0-115		07/02/2016 00:13	WG884164
(S) Dibromofluoromethane	94.4			79.0-121		07/02/2016 00:13	WG884164
(S) a,a,a-Trifluorotoluene	106			90.4-116		07/02/2016 00:13	WG884164
(S) 4-Bromofluorobenzene	108			80.1-120		07/02/2016 00:13	WG884164

- 1 Cp
- 2 Tc
- 3 Ss
- 4 Cn
- 5 Sr
- 6 Qc
- 7 Gl
- 8 Al
- 9 Sc

Semi-Volatile Organic Compounds (GC) by Method NWTPHDX

Analyte	Result	Qualifier	MDL	RDL	Dilution	Analysis	Batch
	ug/l		ug/l	ug/l		date / time	
Diesel Range Organics (DRO)	1340		33.0	100	1	06/28/2016 18:27	WG883848
Residual Range Organics (RRO)	186	J	82.5	250	1	06/28/2016 18:27	WG883848
(S) o-Terphenyl	54.2			50.0-150		06/28/2016 18:27	WG883848

Semi Volatile Organic Compounds (GC/MS) by Method 8270D-SIM

Analyte	Result	Qualifier	MDL	RDL	Dilution	Analysis	Batch
	ug/l		ug/l	ug/l		date / time	
Anthracene	7.54		0.0280	0.100	2	06/27/2016 04:20	WG883575
Acenaphthene	120		0.0200	0.100	2	06/27/2016 04:20	WG883575
Acenaphthylene	2.26		0.0240	0.100	2	06/27/2016 04:20	WG883575
Benzo(a)anthracene	1.77		0.00820	0.100	2	06/27/2016 04:20	WG883575
Benzo(a)pyrene	0.899		0.0232	0.100	2	06/27/2016 04:20	WG883575
Benzo(b)fluoranthene	1.24		0.00424	0.100	2	06/27/2016 04:20	WG883575
Benzo(g,h,i)perylene	0.292		0.00454	0.100	2	06/27/2016 04:20	WG883575
Benzo(k)fluoranthene	0.320		0.0272	0.100	2	06/27/2016 04:20	WG883575
Chrysene	1.09		0.0216	0.100	2	06/27/2016 04:20	WG883575
Dibenz(a,h)anthracene	0.0954	J	0.00792	0.100	2	06/27/2016 04:20	WG883575
Fluoranthene	19.5		0.0314	0.100	2	06/27/2016 04:20	WG883575
Fluorene	65.5		0.0170	0.100	2	06/27/2016 04:20	WG883575
Indeno(1,2,3-cd)pyrene	0.262		0.0296	0.100	2	06/27/2016 04:20	WG883575
Naphthalene	300		0.396	5.00	20	07/12/2016 15:05	WG883575
Phenanthrene	70.1		0.0164	0.100	2	06/27/2016 04:20	WG883575
Pyrene	17.5		0.0234	0.100	2	06/27/2016 04:20	WG883575
1-Methylnaphthalene	100		0.0164	0.500	2	06/27/2016 04:20	WG883575
2-Methylnaphthalene	99.5		0.0180	0.500	2	06/27/2016 04:20	WG883575
2-Chloronaphthalene	U		0.0129	0.500	2	06/27/2016 04:20	WG883575
(S) Nitrobenzene-d5	87.9			45.1-170		06/27/2016 04:20	WG883575
(S) Nitrobenzene-d5	86.1	J7		45.1-170		07/12/2016 15:05	WG883575
(S) 2-Fluorobiphenyl	87.4	J7		57.7-153		07/12/2016 15:05	WG883575
(S) 2-Fluorobiphenyl	87.1			57.7-153		06/27/2016 04:20	WG883575
(S) p-Terphenyl-d14	77.6			53.2-156		06/27/2016 04:20	WG883575
(S) p-Terphenyl-d14	67.1	J7		53.2-156		07/12/2016 15:05	WG883575



Volatile Organic Compounds (GC/MS) by Method 8260C

Analyte	Result	Qualifier	MDL	RDL	Dilution	Analysis	Batch
	ug/l		ug/l	ug/l		date / time	
Benzene	18.1		1.66	5.00	5	07/02/2016 00:32	WG884164
(S) Toluene-d8	104			90.0-115		07/02/2016 00:32	WG884164
(S) Dibromofluoromethane	93.8			79.0-121		07/02/2016 00:32	WG884164
(S) a,a,a-Trifluorotoluene	107			90.4-116		07/02/2016 00:32	WG884164
(S) 4-Bromofluorobenzene	105			80.1-120		07/02/2016 00:32	WG884164

- 1 Cp
- 2 Tc
- 3 Ss
- 4 Cn
- 5 Sr
- 6 Qc
- 7 Gl
- 8 Al
- 9 Sc

Semi-Volatile Organic Compounds (GC) by Method NWTPHDX

Analyte	Result	Qualifier	MDL	RDL	Dilution	Analysis	Batch
	ug/l		ug/l	ug/l		date / time	
Diesel Range Organics (DRO)	66900		3300	10000	100	06/28/2016 22:41	WG883848
Residual Range Organics (RRO)	33200		8250	25000	100	06/28/2016 22:41	WG883848
(S) o-Terphenyl	339	J7		50.0-150		06/28/2016 22:41	WG883848

Semi Volatile Organic Compounds (GC/MS) by Method 8270D-SIM

Analyte	Result	Qualifier	MDL	RDL	Dilution	Analysis	Batch
	ug/l		ug/l	ug/l		date / time	
Anthracene	38.4		1.40	5.00	100	07/01/2016 23:51	WG883575
Acenaphthene	458		1.00	5.00	100	07/01/2016 23:51	WG883575
Acenaphthylene	11.9		1.20	5.00	100	07/01/2016 23:51	WG883575
Benzo(a)anthracene	31.1		0.410	5.00	100	07/01/2016 23:51	WG883575
Benzo(a)pyrene	20.0		1.16	5.00	100	07/01/2016 23:51	WG883575
Benzo(b)fluoranthene	25.8		0.212	5.00	100	07/01/2016 23:51	WG883575
Benzo(g,h,i)perylene	6.92		0.227	5.00	100	07/01/2016 23:51	WG883575
Benzo(k)fluoranthene	11.5		1.36	5.00	100	07/01/2016 23:51	WG883575
Chrysene	27.6		1.08	5.00	100	07/01/2016 23:51	WG883575
Dibenz(a,h)anthracene	1.90	J	0.396	5.00	100	07/01/2016 23:51	WG883575
Fluoranthene	147		1.57	5.00	100	07/01/2016 23:51	WG883575
Fluorene	256		0.850	5.00	100	07/01/2016 23:51	WG883575
Indeno(1,2,3-cd)pyrene	5.72		1.48	5.00	100	07/01/2016 23:51	WG883575
Naphthalene	5730		1.98	25.0	100	07/01/2016 23:51	WG883575
Phenanthrene	462		0.820	5.00	100	07/01/2016 23:51	WG883575
Pyrene	146		1.17	5.00	100	07/01/2016 23:51	WG883575
1-Methylnaphthalene	446		0.821	25.0	100	07/01/2016 23:51	WG883575
2-Methylnaphthalene	734		0.902	25.0	100	07/01/2016 23:51	WG883575
2-Chloronaphthalene	U		0.647	25.0	100	07/01/2016 23:51	WG883575
(S) Nitrobenzene-d5	115			45.1-170		07/01/2016 23:51	WG883575
(S) 2-Fluorobiphenyl	131			57.7-153		07/01/2016 23:51	WG883575
(S) p-Terphenyl-d14	135			53.2-156		07/01/2016 23:51	WG883575



Volatile Organic Compounds (GC/MS) by Method 8260C

Analyte	Result	Qualifier	MDL	RDL	Dilution	Analysis	Batch
	ug/l		ug/l	ug/l		date / time	
Benzene	U		0.331	1.00	1	07/02/2016 00:52	WG884164
(S) Toluene-d8	106			90.0-115		07/02/2016 00:52	WG884164
(S) Dibromofluoromethane	93.9			79.0-121		07/02/2016 00:52	WG884164
(S) a,a,a-Trifluorotoluene	107			90.4-116		07/02/2016 00:52	WG884164
(S) 4-Bromofluorobenzene	108			80.1-120		07/02/2016 00:52	WG884164

- 1 Cp
- 2 Tc
- 3 Ss
- 4 Cn
- 5 Sr
- 6 Qc
- 7 Gl
- 8 Al
- 9 Sc

Semi-Volatile Organic Compounds (GC) by Method NWTPHDX

Analyte	Result	Qualifier	MDL	RDL	Dilution	Analysis	Batch
	ug/l		ug/l	ug/l		date / time	
Diesel Range Organics (DRO)	518		33.0	100	1	07/06/2016 16:36	WG884533
Residual Range Organics (RRO)	234	J	82.5	250	1	07/06/2016 16:36	WG884533
(S) o-Terphenyl	124			50.0-150		07/06/2016 16:36	WG884533

Semi Volatile Organic Compounds (GC/MS) by Method 8270D-SIM

Analyte	Result	Qualifier	MDL	RDL	Dilution	Analysis	Batch
	ug/l		ug/l	ug/l		date / time	
Anthracene	5.67		0.0140	0.0500	1	06/27/2016 04:41	WG883575
Acenaphthene	25.0		0.0100	0.0500	1	06/27/2016 04:41	WG883575
Acenaphthylene	0.315		0.0120	0.0500	1	06/27/2016 04:41	WG883575
Benzo(a)anthracene	0.625		0.00410	0.0500	1	06/27/2016 04:41	WG883575
Benzo(a)pyrene	0.0558		0.0116	0.0500	1	06/27/2016 04:41	WG883575
Benzo(b)fluoranthene	0.100		0.00212	0.0500	1	06/27/2016 04:41	WG883575
Benzo(g,h,i)perylene	0.00911	B J	0.00227	0.0500	1	06/27/2016 04:41	WG883575
Benzo(k)fluoranthene	0.0366	J	0.0136	0.0500	1	06/27/2016 04:41	WG883575
Chrysene	0.250		0.0108	0.0500	1	06/27/2016 04:41	WG883575
Dibenz(a,h)anthracene	U		0.00396	0.0500	1	06/27/2016 04:41	WG883575
Fluoranthene	12.6		0.0157	0.0500	1	06/27/2016 04:41	WG883575
Fluorene	18.6		0.00850	0.0500	1	06/27/2016 04:41	WG883575
Indeno(1,2,3-cd)pyrene	U		0.0148	0.0500	1	06/27/2016 04:41	WG883575
Naphthalene	16.7		0.0198	0.250	1	06/27/2016 04:41	WG883575
Phenanthrene	39.0		0.00820	0.0500	1	06/27/2016 04:41	WG883575
Pyrene	11.6		0.0117	0.0500	1	06/27/2016 04:41	WG883575
1-Methylnaphthalene	11.0		0.00821	0.250	1	06/27/2016 04:41	WG883575
2-Methylnaphthalene	9.42		0.00902	0.250	1	06/27/2016 04:41	WG883575
2-Chloronaphthalene	U		0.00647	0.250	1	06/27/2016 04:41	WG883575
(S) Nitrobenzene-d5	91.3			45.1-170		06/27/2016 04:41	WG883575
(S) 2-Fluorobiphenyl	99.5			57.7-153		06/27/2016 04:41	WG883575
(S) p-Terphenyl-d14	105			53.2-156		06/27/2016 04:41	WG883575



Volatile Organic Compounds (GC/MS) by Method 8260C

Analyte	Result	Qualifier	MDL	RDL	Dilution	Analysis	Batch
	ug/l		ug/l	ug/l		date / time	
Benzene	U		0.331	1.00	1	07/02/2016 01:12	WG884164
(S) Toluene-d8	104			90.0-115		07/02/2016 01:12	WG884164
(S) Dibromofluoromethane	93.4			79.0-121		07/02/2016 01:12	WG884164
(S) a,a,a-Trifluorotoluene	105			90.4-116		07/02/2016 01:12	WG884164
(S) 4-Bromofluorobenzene	107			80.1-120		07/02/2016 01:12	WG884164

- 1 Cp
- 2 Tc
- 3 Ss
- 4 Cn
- 5 Sr
- 6 Qc
- 7 Gl
- 8 Al
- 9 Sc

Semi-Volatile Organic Compounds (GC) by Method NWTPHDX

Analyte	Result	Qualifier	MDL	RDL	Dilution	Analysis	Batch
	ug/l		ug/l	ug/l		date / time	
Diesel Range Organics (DRO)	U		33.0	100	1	07/01/2016 00:15	WG884533
Residual Range Organics (RRO)	U		82.5	250	1	07/01/2016 00:15	WG884533
(S) o-Terphenyl	86.4			50.0-150		07/01/2016 00:15	WG884533

Semi Volatile Organic Compounds (GC/MS) by Method 8270D-SIM

Analyte	Result	Qualifier	MDL	RDL	Dilution	Analysis	Batch
	ug/l		ug/l	ug/l		date / time	
Anthracene	0.0257	J	0.0140	0.0500	1	06/27/2016 05:03	WG883575
Acenaphthene	0.0425	J	0.0100	0.0500	1	06/27/2016 05:03	WG883575
Acenaphthylene	U		0.0120	0.0500	1	06/27/2016 05:03	WG883575
Benzo(a)anthracene	0.0110	B J	0.00410	0.0500	1	06/27/2016 05:03	WG883575
Benzo(a)pyrene	U		0.0116	0.0500	1	06/27/2016 05:03	WG883575
Benzo(b)fluoranthene	0.00376	B J	0.00212	0.0500	1	06/27/2016 05:03	WG883575
Benzo(g,h,i)perylene	U		0.00227	0.0500	1	06/27/2016 05:03	WG883575
Benzo(k)fluoranthene	U		0.0136	0.0500	1	06/27/2016 05:03	WG883575
Chrysene	U		0.0108	0.0500	1	06/27/2016 05:03	WG883575
Dibenz(a,h)anthracene	U		0.00396	0.0500	1	06/27/2016 05:03	WG883575
Fluoranthene	0.0435	J	0.0157	0.0500	1	06/27/2016 05:03	WG883575
Fluorene	0.0323	J	0.00850	0.0500	1	06/27/2016 05:03	WG883575
Indeno(1,2,3-cd)pyrene	U		0.0148	0.0500	1	06/27/2016 05:03	WG883575
Naphthalene	0.0712	J	0.0198	0.250	1	06/27/2016 05:03	WG883575
Phenanthrene	0.0860		0.00820	0.0500	1	06/27/2016 05:03	WG883575
Pyrene	0.0462	J	0.0117	0.0500	1	06/27/2016 05:03	WG883575
1-Methylnaphthalene	0.0159	J	0.00821	0.250	1	06/27/2016 05:03	WG883575
2-Methylnaphthalene	U		0.00902	0.250	1	06/27/2016 05:03	WG883575
2-Chloronaphthalene	U		0.00647	0.250	1	06/27/2016 05:03	WG883575
(S) Nitrobenzene-d5	91.5			45.1-170		06/27/2016 05:03	WG883575
(S) 2-Fluorobiphenyl	103			57.7-153		06/27/2016 05:03	WG883575
(S) p-Terphenyl-d14	107			53.2-156		06/27/2016 05:03	WG883575



Volatile Organic Compounds (GC/MS) by Method 8260C

Analyte	Result	Qualifier	MDL	RDL	Dilution	Analysis	Batch
	ug/l		ug/l	ug/l		date / time	
Benzene	U		0.331	1.00	1	07/02/2016 01:32	WG884164
(S) Toluene-d8	105			90.0-115		07/02/2016 01:32	WG884164
(S) Dibromofluoromethane	92.9			79.0-121		07/02/2016 01:32	WG884164
(S) a,a,a-Trifluorotoluene	106			90.4-116		07/02/2016 01:32	WG884164
(S) 4-Bromofluorobenzene	106			80.1-120		07/02/2016 01:32	WG884164

- 1 Cp
- 2 Tc
- 3 Ss
- 4 Cn
- 5 Sr
- 6 Qc
- 7 Gl
- 8 Al
- 9 Sc

Semi-Volatile Organic Compounds (GC) by Method NWTPHDX

Analyte	Result	Qualifier	MDL	RDL	Dilution	Analysis	Batch
	ug/l		ug/l	ug/l		date / time	
Diesel Range Organics (DRO)	67.9	J	33.0	100	1	07/01/2016 00:31	WG884533
Residual Range Organics (RRO)	U		82.5	250	1	07/01/2016 00:31	WG884533
(S) o-Terphenyl	86.9			50.0-150		07/01/2016 00:31	WG884533

Semi Volatile Organic Compounds (GC/MS) by Method 8270D-SIM

Analyte	Result	Qualifier	MDL	RDL	Dilution	Analysis	Batch
	ug/l		ug/l	ug/l		date / time	
Anthracene	0.162		0.0140	0.0500	1	06/27/2016 05:25	WG883575
Acenaphthene	8.85		0.0100	0.0500	1	06/27/2016 05:25	WG883575
Acenaphthylene	0.0513		0.0120	0.0500	1	06/27/2016 05:25	WG883575
Benzo(a)anthracene	0.0307	B J	0.00410	0.0500	1	06/27/2016 05:25	WG883575
Benzo(a)pyrene	U		0.0116	0.0500	1	06/27/2016 05:25	WG883575
Benzo(b)fluoranthene	0.00901	B J	0.00212	0.0500	1	06/27/2016 05:25	WG883575
Benzo(g,h,i)perylene	0.00322	B J	0.00227	0.0500	1	06/27/2016 05:25	WG883575
Benzo(k)fluoranthene	U		0.0136	0.0500	1	06/27/2016 05:25	WG883575
Chrysene	0.0183	J	0.0108	0.0500	1	06/27/2016 05:25	WG883575
Dibenz(a,h)anthracene	U		0.00396	0.0500	1	06/27/2016 05:25	WG883575
Fluoranthene	0.875		0.0157	0.0500	1	06/27/2016 05:25	WG883575
Fluorene	0.951		0.00850	0.0500	1	06/27/2016 05:25	WG883575
Indeno(1,2,3-cd)pyrene	U		0.0148	0.0500	1	06/27/2016 05:25	WG883575
Naphthalene	0.0791	J	0.0198	0.250	1	06/27/2016 05:25	WG883575
Phenanthrene	0.789		0.00820	0.0500	1	06/27/2016 05:25	WG883575
Pyrene	0.658		0.0117	0.0500	1	06/27/2016 05:25	WG883575
1-Methylnaphthalene	0.230	J	0.00821	0.250	1	06/27/2016 05:25	WG883575
2-Methylnaphthalene	U		0.00902	0.250	1	06/27/2016 05:25	WG883575
2-Chloronaphthalene	U		0.00647	0.250	1	06/27/2016 05:25	WG883575
(S) Nitrobenzene-d5	89.0			45.1-170		06/27/2016 05:25	WG883575
(S) 2-Fluorobiphenyl	98.5			57.7-153		06/27/2016 05:25	WG883575
(S) p-Terphenyl-d14	104			53.2-156		06/27/2016 05:25	WG883575



Volatile Organic Compounds (GC/MS) by Method 8260C

Analyte	Result	Qualifier	MDL	RDL	Dilution	Analysis	Batch
	ug/l		ug/l	ug/l		date / time	
Benzene	99.4		1.66	5.00	5	07/02/2016 01:51	WG884164
(S) Toluene-d8	104			90.0-115		07/02/2016 01:51	WG884164
(S) Dibromofluoromethane	94.1			79.0-121		07/02/2016 01:51	WG884164
(S) a,a,a-Trifluorotoluene	105			90.4-116		07/02/2016 01:51	WG884164
(S) 4-Bromofluorobenzene	107			80.1-120		07/02/2016 01:51	WG884164

- 1 Cp
- 2 Tc
- 3 Ss
- 4 Cn
- 5 Sr
- 6 Qc
- 7 Gl
- 8 Al
- 9 Sc

Semi-Volatile Organic Compounds (GC) by Method NWTPHDX

Analyte	Result	Qualifier	MDL	RDL	Dilution	Analysis	Batch
	ug/l		ug/l	ug/l		date / time	
Diesel Range Organics (DRO)	23400		165	500	5	06/29/2016 13:11	WG883848
Residual Range Organics (RRO)	1410		412	1250	5	06/29/2016 13:11	WG883848
(S) o-Terphenyl	134			50.0-150		06/29/2016 13:11	WG883848

Semi Volatile Organic Compounds (GC/MS) by Method 8270D-SIM

Analyte	Result	Qualifier	MDL	RDL	Dilution	Analysis	Batch
	ug/l		ug/l	ug/l		date / time	
Anthracene	7.39		0.560	2.00	40	06/30/2016 17:52	WG883575
Acenaphthene	190		0.400	2.00	40	06/30/2016 17:52	WG883575
Acenaphthylene	6.95		0.480	2.00	40	06/30/2016 17:52	WG883575
Benzo(a)anthracene	3.31		0.164	2.00	40	06/30/2016 17:52	WG883575
Benzo(a)pyrene	1.96	J	0.464	2.00	40	06/30/2016 17:52	WG883575
Benzo(b)fluoranthene	2.58		0.0848	2.00	40	06/30/2016 17:52	WG883575
Benzo(g,h,i)perylene	0.898	J	0.0908	2.00	40	06/30/2016 17:52	WG883575
Benzo(k)fluoranthene	1.04	J	0.544	2.00	40	06/30/2016 17:52	WG883575
Chrysene	2.29		0.432	2.00	40	06/30/2016 17:52	WG883575
Dibenz(a,h)anthracene	U		0.158	2.00	40	06/30/2016 17:52	WG883575
Fluoranthene	17.0		0.628	2.00	40	06/30/2016 17:52	WG883575
Fluorene	78.7		0.340	2.00	40	06/30/2016 17:52	WG883575
Indeno(1,2,3-cd)pyrene	U		0.592	2.00	40	06/30/2016 17:52	WG883575
Naphthalene	8650		7.92	100	400	07/12/2016 15:28	WG883575
Phenanthrene	109		0.328	2.00	40	06/30/2016 17:52	WG883575
Pyrene	14.5		0.468	2.00	40	06/30/2016 17:52	WG883575
1-Methylnaphthalene	387		0.328	10.0	40	06/30/2016 17:52	WG883575
2-Methylnaphthalene	587		0.361	10.0	40	06/30/2016 17:52	WG883575
2-Chloronaphthalene	1.14	J	0.259	10.0	40	06/30/2016 17:52	WG883575
(S) Nitrobenzene-d5	126			45.1-170		06/30/2016 17:52	WG883575
(S) Nitrobenzene-d5	150	J7		45.1-170		07/12/2016 15:28	WG883575
(S) 2-Fluorobiphenyl	118	J7		57.7-153		07/12/2016 15:28	WG883575
(S) 2-Fluorobiphenyl	62.9			57.7-153		06/30/2016 17:52	WG883575
(S) p-Terphenyl-d14	90.9			53.2-156		06/30/2016 17:52	WG883575
(S) p-Terphenyl-d14	195	J7		53.2-156		07/12/2016 15:28	WG883575



Volatile Organic Compounds (GC/MS) by Method 8260C

Analyte	Result	Qualifier	MDL	RDL	Dilution	Analysis	Batch
	ug/l		ug/l	ug/l		date / time	
Benzene	42.5		1.66	5.00	5	07/02/2016 02:11	WG884164
(S) Toluene-d8	105			90.0-115		07/02/2016 02:11	WG884164
(S) Dibromofluoromethane	93.4			79.0-121		07/02/2016 02:11	WG884164
(S) a,a,a-Trifluorotoluene	106			90.4-116		07/02/2016 02:11	WG884164
(S) 4-Bromofluorobenzene	106			80.1-120		07/02/2016 02:11	WG884164

- 1 Cp
- 2 Tc
- 3 Ss
- 4 Cn
- 5 Sr
- 6 Qc
- 7 Gl
- 8 Al
- 9 Sc

Semi-Volatile Organic Compounds (GC) by Method NWTPHDX

Analyte	Result	Qualifier	MDL	RDL	Dilution	Analysis	Batch
	ug/l		ug/l	ug/l		date / time	
Diesel Range Organics (DRO)	12000		165	500	5	06/29/2016 13:28	WG883848
Residual Range Organics (RRO)	U		412	1250	5	06/29/2016 13:28	WG883848
(S) o-Terphenyl	82.0			50.0-150		06/29/2016 13:28	WG883848

Semi Volatile Organic Compounds (GC/MS) by Method 8270D-SIM

Analyte	Result	Qualifier	MDL	RDL	Dilution	Analysis	Batch
	ug/l		ug/l	ug/l		date / time	
Anthracene	30.9		1.40	5.00	100	07/02/2016 00:12	WG883575
Acenaphthene	471		1.00	5.00	100	07/02/2016 00:12	WG883575
Acenaphthylene	12.1		1.20	5.00	100	07/02/2016 00:12	WG883575
Benzo(a)anthracene	17.1		0.410	5.00	100	07/02/2016 00:12	WG883575
Benzo(a)pyrene	9.31		1.16	5.00	100	07/02/2016 00:12	WG883575
Benzo(b)fluoranthene	13.2		0.212	5.00	100	07/02/2016 00:12	WG883575
Benzo(g,h,i)perylene	3.17	J	0.227	5.00	100	07/02/2016 00:12	WG883575
Benzo(k)fluoranthene	5.41		1.36	5.00	100	07/02/2016 00:12	WG883575
Chrysene	13.6		1.08	5.00	100	07/02/2016 00:12	WG883575
Dibenz(a,h)anthracene	1.04	J	0.396	5.00	100	07/02/2016 00:12	WG883575
Fluoranthene	79.0		1.57	5.00	100	07/02/2016 00:12	WG883575
Fluorene	216		0.850	5.00	100	07/02/2016 00:12	WG883575
Indeno(1,2,3-cd)pyrene	2.72	J	1.48	5.00	100	07/02/2016 00:12	WG883575
Naphthalene	11000		19.8	250	1000	07/12/2016 15:51	WG883575
Phenanthrene	283		0.820	5.00	100	07/02/2016 00:12	WG883575
Pyrene	69.0		1.17	5.00	100	07/02/2016 00:12	WG883575
1-Methylnaphthalene	526		0.821	25.0	100	07/02/2016 00:12	WG883575
2-Methylnaphthalene	900		0.902	25.0	100	07/02/2016 00:12	WG883575
2-Chloronaphthalene	U		0.647	25.0	100	07/02/2016 00:12	WG883575
(S) Nitrobenzene-d5	78.7			45.1-170		07/02/2016 00:12	WG883575
(S) Nitrobenzene-d5	209	J7		45.1-170		07/12/2016 15:51	WG883575
(S) 2-Fluorobiphenyl	202	J7		57.7-153		07/12/2016 15:51	WG883575
(S) 2-Fluorobiphenyl	87.8			57.7-153		07/02/2016 00:12	WG883575
(S) p-Terphenyl-d14	101			53.2-156		07/02/2016 00:12	WG883575
(S) p-Terphenyl-d14	370	J7		53.2-156		07/12/2016 15:51	WG883575



Volatile Organic Compounds (GC/MS) by Method 8260C

Analyte	Result	Qualifier	MDL	RDL	Dilution	Analysis	Batch
	ug/l		ug/l	ug/l		date / time	
Benzene	U		0.331	1.00	1	07/01/2016 22:14	WG884164
(S) Toluene-d8	103			90.0-115		07/01/2016 22:14	WG884164
(S) Dibromofluoromethane	93.2			79.0-121		07/01/2016 22:14	WG884164
(S) a,a,a-Trifluorotoluene	106			90.4-116		07/01/2016 22:14	WG884164
(S) 4-Bromofluorobenzene	105			80.1-120		07/01/2016 22:14	WG884164

- 1 Cp
- 2 Tc
- 3 Ss
- 4 Cn
- 5 Sr
- 6 Qc
- 7 Gl
- 8 Al
- 9 Sc



Volatile Organic Compounds (GC/MS) by Method 8260C

Analyte	Result	Qualifier	MDL	RDL	Dilution	Analysis	Batch
	ug/l		ug/l	ug/l		date / time	
Benzene	U		0.331	1.00	1	07/02/2016 02:31	WG884164
(S) Toluene-d8	105			90.0-115		07/02/2016 02:31	WG884164
(S) Dibromofluoromethane	92.4			79.0-121		07/02/2016 02:31	WG884164
(S) a,a,a-Trifluorotoluene	106			90.4-116		07/02/2016 02:31	WG884164
(S) 4-Bromofluorobenzene	107			80.1-120		07/02/2016 02:31	WG884164

1 Cp

2 Tc

3 Ss

4 Cn

Semi-Volatile Organic Compounds (GC) by Method NWTPHDX

Analyte	Result	Qualifier	MDL	RDL	Dilution	Analysis	Batch
	ug/l		ug/l	ug/l		date / time	
Diesel Range Organics (DRO)	96.4	J	33.0	100	1	07/01/2016 18:05	WG884533
Residual Range Organics (RRO)	U		82.5	250	1	07/01/2016 18:05	WG884533
(S) o-Terphenyl	86.9			50.0-150		07/01/2016 18:05	WG884533

5 Sr

6 Qc

7 Gl

Semi Volatile Organic Compounds (GC/MS) by Method 8270D-SIM

Analyte	Result	Qualifier	MDL	RDL	Dilution	Analysis	Batch
	ug/l		ug/l	ug/l		date / time	
Anthracene	0.146		0.0140	0.0500	1	06/27/2016 06:09	WG883575
Acenaphthene	21.5		0.0100	0.0500	1	06/27/2016 06:09	WG883575
Acenaphthylene	0.193		0.0120	0.0500	1	06/27/2016 06:09	WG883575
Benzo(a)anthracene	U		0.00410	0.0500	1	06/27/2016 06:09	WG883575
Benzo(a)pyrene	U		0.0116	0.0500	1	06/27/2016 06:09	WG883575
Benzo(b)fluoranthene	0.00334	B J	0.00212	0.0500	1	06/27/2016 06:09	WG883575
Benzo(g,h,i)perylene	0.00286	B J	0.00227	0.0500	1	06/27/2016 06:09	WG883575
Benzo(k)fluoranthene	U		0.0136	0.0500	1	06/27/2016 06:09	WG883575
Chrysene	U		0.0108	0.0500	1	06/27/2016 06:09	WG883575
Dibenz(a,h)anthracene	U		0.00396	0.0500	1	06/27/2016 06:09	WG883575
Fluoranthene	0.228		0.0157	0.0500	1	06/27/2016 06:09	WG883575
Fluorene	2.73		0.00850	0.0500	1	06/27/2016 06:09	WG883575
Indeno(1,2,3-cd)pyrene	U		0.0148	0.0500	1	06/27/2016 06:09	WG883575
Naphthalene	3.82		0.0198	0.250	1	06/27/2016 06:09	WG883575
Phenanthrene	0.171		0.00820	0.0500	1	06/27/2016 06:09	WG883575
Pyrene	0.142		0.0117	0.0500	1	06/27/2016 06:09	WG883575
1-Methylnaphthalene	4.04		0.00821	0.250	1	06/27/2016 06:09	WG883575
2-Methylnaphthalene	0.293		0.00902	0.250	1	06/27/2016 06:09	WG883575
2-Chloronaphthalene	U		0.00647	0.250	1	06/27/2016 06:09	WG883575
(S) Nitrobenzene-d5	93.0			45.1-170		06/27/2016 06:09	WG883575
(S) 2-Fluorobiphenyl	100			57.7-153		06/27/2016 06:09	WG883575
(S) p-Terphenyl-d14	100			53.2-156		06/27/2016 06:09	WG883575

8 Al

9 Sc



Method Blank (MB)

(MB) R3147323-3 07/01/16 20:31

Analyte	MB Result	MB Qualifier	MB MDL	MB RDL
Benzene	U		0.331	1.00
(S) Toluene-d8	106			90.0-115
(S) Dibromofluoromethane	94.2			79.0-121
(S) a,a,a-Trifluorotoluene	106			90.4-116
(S) 4-Bromofluorobenzene	106			80.1-120

¹ Cp

² Tc

³ Ss

⁴ Cn

⁵ Sr

Laboratory Control Sample (LCS) • Laboratory Control Sample Duplicate (LCSD)

(LCS) R3147323-1 07/01/16 19:11 • (LCSD) R3147323-2 07/01/16 19:31

Analyte	Spike Amount	LCS Result	LCSD Result	LCS Rec.	LCSD Rec.	Rec. Limits	LCS Qualifier	LCSD Qualifier	RPD	RPD Limits
Benzene	25.0	20.9	20.8	83.6	83.1	73.0-122			0.640	20
(S) Toluene-d8				104	105	90.0-115				
(S) Dibromofluoromethane				93.4	92.3	79.0-121				
(S) a,a,a-Trifluorotoluene				104	104	90.4-116				
(S) 4-Bromofluorobenzene				106	107	80.1-120				

⁶ Qc

⁷ Gl

⁸ Al

⁹ Sc

L843645-03 Original Sample (OS) • Matrix Spike (MS) • Matrix Spike Duplicate (MSD)

(OS) L843645-03 07/01/16 22:54 • (MS) R3147323-4 07/01/16 23:14 • (MSD) R3147323-5 07/01/16 23:33

Analyte	Spike Amount	Original Result	MS Result	MSD Result	MS Rec.	MSD Rec.	Dilution	Rec. Limits	MS Qualifier	MSD Qualifier	RPD	RPD Limits
Benzene	25.0	U	22.3	21.1	89.3	84.5	1	58.6-133			5.51	20
(S) Toluene-d8					103	104		90.0-115				
(S) Dibromofluoromethane					95.5	93.8		79.0-121				
(S) a,a,a-Trifluorotoluene					105	104		90.4-116				
(S) 4-Bromofluorobenzene					106	105		80.1-120				



Method Blank (MB)

(MB) R3146228-1 06/27/16 12:35

Analyte	MB Result	MB Qualifier	MB MDL	MB RDL
	ug/l		ug/l	ug/l
Diesel Range Organics (DRO)	U		33.3	100
Residual Range Organics (RRO)	U		83.3	250
<i>(S) o-Terphenyl</i>	98.4			50.0-150

Laboratory Control Sample (LCS) • Laboratory Control Sample Duplicate (LCSD)

(LCS) R3146228-2 06/27/16 12:52 • (LCSD) R3146228-3 06/27/16 13:09

Analyte	Spike Amount	LCS Result	LCSD Result	LCS Rec.	LCSD Rec.	Rec. Limits	LCS Qualifier	LCSD Qualifier	RPD	RPD Limits
	ug/l	ug/l	ug/l	%	%	%			%	%
Diesel Range Organics (DRO)	750	881	881	117	117	50.0-150			0.0400	20
Residual Range Organics (RRO)	750	821	819	109	109	50.0-150			0.260	20
<i>(S) o-Terphenyl</i>				101	102	50.0-150				

¹ Cp

² Tc

³ Ss

⁴ Cn

⁵ Sr

⁶ Qc

⁷ Gl

⁸ Al

⁹ Sc



Method Blank (MB)

(MB) R3146367-1 06/28/16 15:38

Analyte	MB Result	MB Qualifier	MB MDL	MB RDL
	ug/l		ug/l	ug/l
Diesel Range Organics (DRO)	U		33.3	100
Residual Range Organics (RRO)	U		83.3	250
<i>(S) o-Terphenyl</i>	68.2			50.0-150

Laboratory Control Sample (LCS) • Laboratory Control Sample Duplicate (LCSD)

(LCS) R3146367-2 06/28/16 15:55 • (LCSD) R3146367-3 06/28/16 16:11

Analyte	Spike Amount	LCS Result	LCSD Result	LCS Rec.	LCSD Rec.	Rec. Limits	LCS Qualifier	LCSD Qualifier	RPD	RPD Limits
	ug/l	ug/l	ug/l	%	%	%			%	%
Diesel Range Organics (DRO)	750	570	545	76.0	72.6	50.0-150			4.56	20
Residual Range Organics (RRO)	750	506	463	67.5	61.7	50.0-150			8.95	20
<i>(S) o-Terphenyl</i>				73.5	67.2	50.0-150				

1 Cp

2 Tc

3 Ss

4 Cn

5 Sr

6 Qc

7 Gl

8 Al

9 Sc



Method Blank (MB)

(MB) R3147022-1 06/30/16 21:09

Analyte	MB Result	MB Qualifier	MB MDL	MB RDL
	ug/l		ug/l	ug/l
Diesel Range Organics (DRO)	U		33.3	100
Residual Range Organics (RRO)	U		83.3	250
<i>(S) o-Terphenyl</i>	85.0			50.0-150

Laboratory Control Sample (LCS) • Laboratory Control Sample Duplicate (LCSD)

(LCS) R3147022-2 06/30/16 21:26 • (LCSD) R3147022-3 06/30/16 21:43

Analyte	Spike Amount	LCS Result	LCSD Result	LCS Rec.	LCSD Rec.	Rec. Limits	LCS Qualifier	LCSD Qualifier	RPD	RPD Limits
	ug/l	ug/l	ug/l	%	%	%			%	%
Diesel Range Organics (DRO)	750	796	817	106	109	50.0-150			2.55	20
Residual Range Organics (RRO)	750	731	745	97.4	99.3	50.0-150			1.90	20
<i>(S) o-Terphenyl</i>				88.7	88.0	50.0-150				

¹ Cp

² Tc

³ Ss

⁴ Cn

⁵ Sr

⁶ Qc

⁷ Gl

⁸ Al

⁹ Sc



Method Blank (MB)

(MB) R3146116-3 06/27/16 03:14

Analyte	MB Result	MB Qualifier	MB MDL	MB RDL
	ug/l		ug/l	ug/l
Anthracene	U		0.0140	0.0500
Acenaphthene	U		0.0100	0.0500
Acenaphthylene	U		0.0120	0.0500
Benzo(a)anthracene	0.00707	U	0.00410	0.0500
Benzo(a)pyrene	U		0.0116	0.0500
Benzo(b)fluoranthene	0.00280	U	0.00212	0.0500
Benzo(g,h,i)perylene	0.00324	U	0.00227	0.0500
Benzo(k)fluoranthene	U		0.0136	0.0500
Chrysene	U		0.0108	0.0500
Dibenz(a,h)anthracene	U		0.00396	0.0500
Fluoranthene	U		0.0157	0.0500
Fluorene	U		0.00850	0.0500
Indeno(1,2,3-cd)pyrene	U		0.0148	0.0500
Naphthalene	U		0.0198	0.250
Phenanthrene	U		0.00820	0.0500
Pyrene	U		0.0117	0.0500
1-Methylnaphthalene	U		0.00821	0.250
2-Methylnaphthalene	U		0.00902	0.250
2-Chloronaphthalene	U		0.00647	0.250
(S) Nitrobenzene-d5	89.5			33.8-179
(S) 2-Fluorobiphenyl	102			55.5-150
(S) p-Terphenyl-d14	108			46.2-163

1 Cp

2 Tc

3 Ss

4 Cn

5 Sr

6 Qc

7 Gl

8 Al

9 Sc

Laboratory Control Sample (LCS) • Laboratory Control Sample Duplicate (LCSD)

(LCS) R3146116-1 06/27/16 02:31 • (LCSD) R3146116-2 06/27/16 02:52

Analyte	Spike Amount	LCS Result	LCSD Result	LCS Rec.	LCSD Rec.	Rec. Limits	LCS Qualifier	LCSD Qualifier	RPD	RPD Limits
	ug/l	ug/l	ug/l	%	%	%			%	%
Anthracene	2.00	2.13	2.15	107	107	68.9-153			0.720	20
Acenaphthene	2.00	2.07	2.07	104	103	67.7-141			0.250	20
Acenaphthylene	2.00	2.09	2.09	105	104	66.9-141			0.220	20
Benzo(a)anthracene	2.00	2.10	2.08	105	104	63.1-147			0.990	20
Benzo(a)pyrene	2.00	2.39	2.37	119	119	62.2-150			0.620	20
Benzo(b)fluoranthene	2.00	2.15	2.21	107	110	58.4-148			2.81	20
Benzo(g,h,i)perylene	2.00	1.88	1.85	94.2	92.4	57.4-152			2.00	20
Benzo(k)fluoranthene	2.00	2.31	2.22	116	111	60.5-154			3.93	20
Chrysene	2.00	2.16	2.22	108	111	64.8-155			2.61	20
Dibenz(a,h)anthracene	2.00	2.05	1.99	102	99.4	53.5-153			2.93	20
Fluoranthene	2.00	2.14	2.08	107	104	68.6-153			2.98	20



Laboratory Control Sample (LCS) • Laboratory Control Sample Duplicate (LCSD)

(LCS) R3146116-1 06/27/16 02:31 • (LCSD) R3146116-2 06/27/16 02:52

Analyte	Spike Amount ug/l	LCS Result ug/l	LCSD Result ug/l	LCS Rec. %	LCSD Rec. %	Rec. Limits %	<u>LCS Qualifier</u>	<u>LCSD Qualifier</u>	RPD %	RPD Limits %
Fluorene	2.00	2.15	2.16	107	108	67.3-141			0.490	20
Indeno(1,2,3-cd)pyrene	2.00	1.97	1.92	98.3	96.0	57.0-155			2.32	20
Naphthalene	2.00	2.08	2.07	104	104	66.7-135			0.120	20
Phenanthrene	2.00	2.09	2.02	105	101	64.3-143			3.43	20
Pyrene	2.00	2.51	2.55	125	127	60.2-154			1.56	20
1-Methylnaphthalene	2.00	2.47	2.52	123	126	68.3-144			1.96	20
2-Methylnaphthalene	2.00	2.40	2.39	120	120	67.6-143			0.110	20
2-Chloronaphthalene	2.00	1.78	1.80	89.1	89.8	69.7-144			0.750	20
<i>(S) Nitrobenzene-d5</i>				92.9	94.1	33.8-179				
<i>(S) 2-Fluorobiphenyl</i>				104	105	55.5-150				
<i>(S) p-Terphenyl-d14</i>				108	108	46.2-163				

¹ Cp

² Tc

³ Ss

⁴ Cn

⁵ Sr

⁶ Qc

⁷ Gl

⁸ Al

⁹ Sc



Abbreviations and Definitions

SDG	Sample Delivery Group.
MDL	Method Detection Limit.
RDL	Reported Detection Limit.
U	Not detected at the Reporting Limit (or MDL where applicable).
RPD	Relative Percent Difference.
Original Sample	The non-spiked sample in the prep batch used to determine the Relative Percent Difference (RPD) from a quality control sample. The Original Sample may not be included within the reported SDG.
(S)	Surrogate (Surrogate Standard) - Analytes added to every blank, sample, Laboratory Control Sample/Duplicate and Matrix Spike/Duplicate; used to evaluate analytical efficiency by measuring recovery. Surrogates are not expected to be detected in all environmental media.
Rec.	Recovery.

Qualifier	Description
B	The same analyte is found in the associated blank.
J	The identification of the analyte is acceptable; the reported value is an estimate.
J7	Surrogate recovery cannot be used for control limit evaluation due to dilution.

¹ Cp

² Tc

³ Ss

⁴ Cn

⁵ Sr

⁶ Qc

⁷ Gl

⁸ Al

⁹ Sc



ESC Lab Sciences is the only environmental laboratory accredited/certified to support your work nationwide from one location. One phone call, one point of contact, one laboratory. No other lab is as accessible or prepared to handle your needs throughout the country. Our capacity and capability from our single location laboratory is comparable to the collective totals of the network laboratories in our industry. The most significant benefit to our "one location" design is the design of our laboratory campus. The model is conducive to accelerated productivity, decreasing turn-around time, and preventing cross contamination, thus protecting sample integrity. Our focus on premium quality and prompt service allows us to be **YOUR LAB OF CHOICE**.
 * Not all certifications held by the laboratory are applicable to the results reported in the attached report.

State Accreditations

Alabama	40660	Nevada	TN-03-2002-34
Alaska	UST-080	New Hampshire	2975
Arizona	AZ0612	New Jersey–NELAP	TN002
Arkansas	88-0469	New Mexico	TN00003
California	01157CA	New York	11742
Colorado	TN00003	North Carolina	Env375
Connecticut	PH-0197	North Carolina ¹	DW21704
Florida	E87487	North Carolina ²	41
Georgia	NELAP	North Dakota	R-140
Georgia ¹	923	Ohio–VAP	CL0069
Idaho	TN00003	Oklahoma	9915
Illinois	200008	Oregon	TN200002
Indiana	C-TN-01	Pennsylvania	68-02979
Iowa	364	Rhode Island	221
Kansas	E-10277	South Carolina	84004
Kentucky ¹	90010	South Dakota	n/a
Kentucky ²	16	Tennessee ¹⁴	2006
Louisiana	AI30792	Texas	T 104704245-07-TX
Maine	TN0002	Texas ⁵	LAB0152
Maryland	324	Utah	6157585858
Massachusetts	M-TN003	Vermont	VT2006
Michigan	9958	Virginia	109
Minnesota	047-999-395	Washington	C1915
Mississippi	TN00003	West Virginia	233
Missouri	340	Wisconsin	9980939910
Montana	CERT0086	Wyoming	A2LA
Nebraska	NE-OS-15-05		

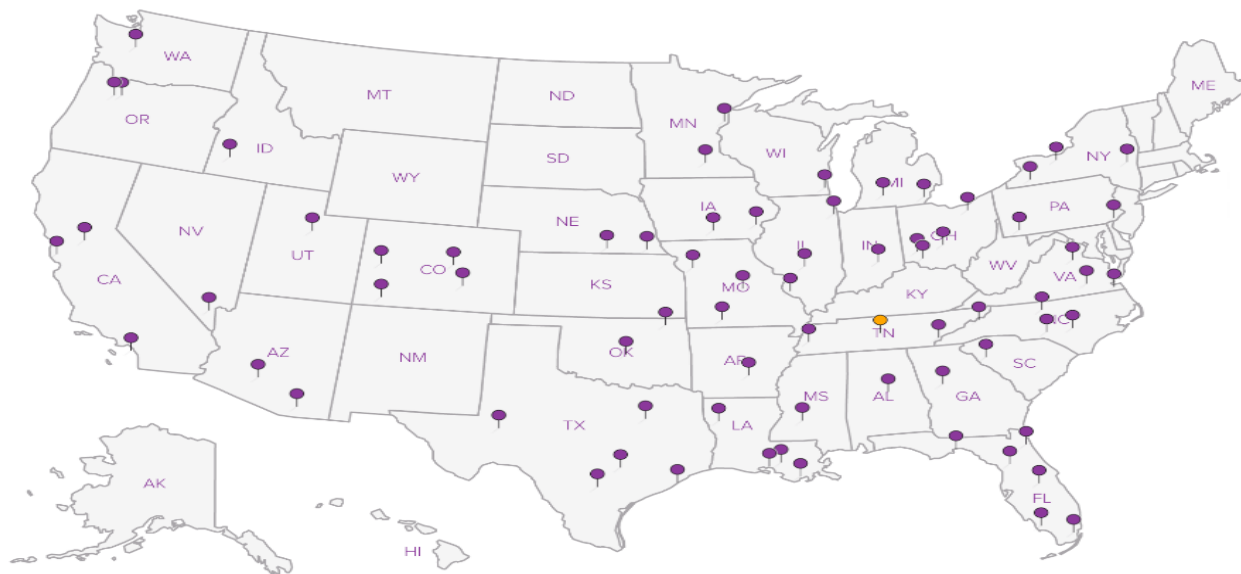
Third Party & Federal Accreditations

A2LA – ISO 17025	1461.01	AIHA	100789
A2LA – ISO 17025 ⁵	1461.02	DOD	1461.01
Canada	1461.01	USDA	S-67674
EPA–Crypto	TN00003		

¹ Drinking Water ² Underground Storage Tanks ³ Aquatic Toxicity ⁴ Chemical/Microbiological ⁵ Mold ^{n/a} Accreditation not applicable

Our Locations

ESC Lab Sciences has sixty-four client support centers that provide sample pickup and/or the delivery of sampling supplies. If you would like assistance from one of our support offices, please contact our main office. **ESC Lab Sciences performs all testing at our central laboratory.**



July 21, 2016

SLR International Corp. - West Linn, OR

Sample Delivery Group: L843648
Samples Received: 06/25/2016
Project Number: 108.00228.00048
Description: Nord Door Project - Everett, WA
Site: EVERETT, WA
Report To: Chris Kramer
1800 Blankenship Road, Suite 440
West Linn, OR 97068

Entire Report Reviewed By:

Brian Ford

Brian Ford
Technical Service Representative

Results relate only to the items tested or calibrated and are reported as rounded values. This test report shall not be reproduced, except in full, without written approval of the laboratory. Where applicable, sampling conducted by ESC is performed per guidance provided in laboratory standard operating procedures: 060302, 060303, and 060304.



¹Cp: Cover Page	1
²Tc: Table of Contents	2
³Cn: Case Narrative	3
⁴Gl: Glossary of Terms	4
⁵Al: Accreditations & Locations	5
⁶Sc: Chain of Custody	6





All sample aliquots were received at the correct temperature, in the proper containers, with the appropriate preservatives, and within method specified holding times. All MDL (LOD) and RDL (LOQ) values reported for environmental samples have been corrected for the dilution factor used in the analysis. All Method and Batch Quality Control are within established criteria except where addressed in this case narrative, a non-conformance form or properly qualified within the sample results. By my digital signature below, I affirm to the best of my knowledge, all problems/anomalies observed by the laboratory as having the potential to affect the quality of the data have been identified by the laboratory, and no information or data have been knowingly withheld that would affect the quality of the data.

Brian Ford
Technical Service Representative

Project Narrative

L843648 -01, -02, -03, -04 contains subout data that is included after the chain of custody.

¹ Cp

² Tc

³ Cn

⁴ Gl

⁵ Al

⁶ Sc



Abbreviations and Definitions

SDG Sample Delivery Group.

Qualifier Description

The remainder of this page intentionally left blank, there are no qualifiers applied to this SDG.

¹ Cp

² Tc

³ Cn

⁴ Gl

⁵ Al

⁶ Sc



ESC Lab Sciences is the only environmental laboratory accredited/certified to support your work nationwide from one location. One phone call, one point of contact, one laboratory. No other lab is as accessible or prepared to handle your needs throughout the country. Our capacity and capability from our single location laboratory is comparable to the collective totals of the network laboratories in our industry. The most significant benefit to our "one location" design is the design of our laboratory campus. The model is conducive to accelerated productivity, decreasing turn-around time, and preventing cross contamination, thus protecting sample integrity. Our focus on premium quality and prompt service allows us to be **YOUR LAB OF CHOICE**.
 * Not all certifications held by the laboratory are applicable to the results reported in the attached report.

State Accreditations

Alabama	40660	Nevada	TN-03-2002-34
Alaska	UST-080	New Hampshire	2975
Arizona	AZ0612	New Jersey–NELAP	TN002
Arkansas	88-0469	New Mexico	TN00003
California	01157CA	New York	11742
Colorado	TN00003	North Carolina	Env375
Connecticut	PH-0197	North Carolina ¹	DW21704
Florida	E87487	North Carolina ²	41
Georgia	NELAP	North Dakota	R-140
Georgia ¹	923	Ohio–VAP	CL0069
Idaho	TN00003	Oklahoma	9915
Illinois	200008	Oregon	TN200002
Indiana	C-TN-01	Pennsylvania	68-02979
Iowa	364	Rhode Island	221
Kansas	E-10277	South Carolina	84004
Kentucky ¹	90010	South Dakota	n/a
Kentucky ²	16	Tennessee ¹⁴	2006
Louisiana	AI30792	Texas	T 104704245-07-TX
Maine	TN0002	Texas ⁵	LAB0152
Maryland	324	Utah	6157585858
Massachusetts	M-TN003	Vermont	VT2006
Michigan	9958	Virginia	109
Minnesota	047-999-395	Washington	C1915
Mississippi	TN00003	West Virginia	233
Missouri	340	Wisconsin	9980939910
Montana	CERT0086	Wyoming	A2LA
Nebraska	NE-OS-15-05		

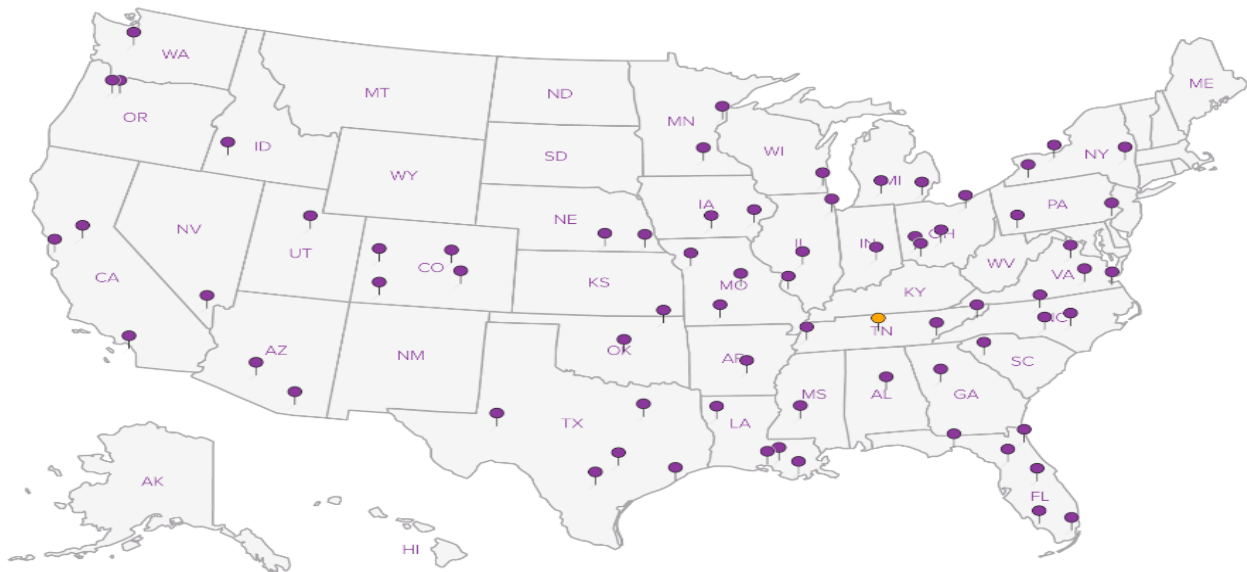
Third Party & Federal Accreditations

A2LA – ISO 17025	1461.01	AIHA	100789
A2LA – ISO 17025 ⁵	1461.02	DOD	1461.01
Canada	1461.01	USDA	S-67674
EPA–Crypto	TN00003		

¹ Drinking Water ² Underground Storage Tanks ³ Aquatic Toxicity ⁴ Chemical/Microbiological ⁵ Mold ^{n/a} Accreditation not applicable

Our Locations

ESC Lab Sciences has sixty-four client support centers that provide sample pickup and/or the delivery of sampling supplies. If you would like assistance from one of our support offices, please contact our main office. **ESC Lab Sciences performs all testing at our central laboratory.**



1 Cp

2 Tc

3 Cn

4 Gl

5 Al

6 Sc

Your P.O. #: S24017
Your Project #: L843648
Your C.O.C. #: na

Attention:Janice Cozby

Environmental Science Corp
TN
12065 Lebanon Rd
Mt Juliet, TN
USA 37122

Report Date: 2016/07/20
Report #: R4074228
Version: 1 - Final

CERTIFICATE OF ANALYSIS

MAXXAM JOB #: B6D3352
Received: 2016/06/28, 14:00

Sample Matrix: Water
Samples Received: 4

Analyses	Quantity	Date		Laboratory Method	Reference
		Extracted	Analyzed		
Dioxins/Furans in Water (8290A) (1)	3	2016/07/15	2016/07/18	BRL SOP-00406	EPA 8290A m
Dioxins/Furans in Water (8290A) (1)	1	2016/07/15	2016/07/20	BRL SOP-00406	EPA 8290A m

Reference Method suffix "m" indicates test method modifications from specific reference methods to improve performance.
(1) Confirmatory runs for 2,3,7,8-TCDF are performed. If result is greater than the RDL.

Encryption Key *M Di Grazia*

Please direct all questions regarding this Certificate to Melissa DiGrazia, Project Manager - ATUT
Email: MDiGrazia@maxxam.ca
Phone# (905) 817-5700

=====
Maxxam has procedures in place to guard against improper use of the electronic signature and have the required "signatories", as per section 5.10.2 of ISO/IEC 17025:2005(E), signing the reports. For Service Group specific validation please refer to the Validation Signature Page.

DIOXINS AND FURANS BY HRMS (WATER)

Maxxam ID		CPS629							
Sampling Date		2016/06/23 11:45							
COC Number		na				TOXIC EQUIVALENCY		# of	
	UNITS	L843648-01	EDL	RDL	MDL	TEF (2005 WHO)	TEQ(DL)	Isomers	QC Batch
2,3,7,8-Tetra CDD *	pg/L	<0.80	0.80	22	N/A	1.00	0.800	N/A	4580636
1,2,3,7,8-Penta CDD *	pg/L	<0.82	0.82	56	N/A	1.00	0.820	N/A	4580636
1,2,3,4,7,8-Hexa CDD *	pg/L	<1.1	1.1	56	N/A	0.100	0.110	N/A	4580636
1,2,3,6,7,8-Hexa CDD *	pg/L	<1.1	1.1	56	N/A	0.100	0.110	N/A	4580636
1,2,3,7,8,9-Hexa CDD *	pg/L	<1.1	1.1	56	N/A	0.100	0.110	N/A	4580636
1,2,3,4,6,7,8-Hepta CDD *	pg/L	<1.6	1.6	56	N/A	0.0100	0.0160	N/A	4580636
Octa CDD *	pg/L	<1.7	1.7	110	N/A	0.000300	0.000510	N/A	4580636
Total Tetra CDD *	pg/L	<0.80	0.80	22	N/A	N/A	N/A	0	4580636
Total Penta CDD *	pg/L	<0.82	0.82	56	N/A	N/A	N/A	0	4580636
Total Hexa CDD *	pg/L	<1.1	1.1	56	N/A	N/A	N/A	0	4580636
Total Hepta CDD *	pg/L	<1.6	1.6	56	N/A	N/A	N/A	0	4580636
2,3,7,8-Tetra CDF **	pg/L	<0.60	0.60	22	N/A	0.100	0.0600	N/A	4580636
1,2,3,7,8-Penta CDF **	pg/L	<0.88	0.88	56	N/A	0.0300	0.0264	N/A	4580636
2,3,4,7,8-Penta CDF **	pg/L	<0.86	0.86	56	N/A	0.300	0.258	N/A	4580636
1,2,3,4,7,8-Hexa CDF **	pg/L	<0.65	0.65	56	N/A	0.100	0.0650	N/A	4580636
1,2,3,6,7,8-Hexa CDF **	pg/L	<0.65	0.65	56	N/A	0.100	0.0650	N/A	4580636
2,3,4,6,7,8-Hexa CDF **	pg/L	<0.66	0.66	56	N/A	0.100	0.0660	N/A	4580636
1,2,3,7,8,9-Hexa CDF **	pg/L	<0.79	0.79	56	N/A	0.100	0.0790	N/A	4580636
1,2,3,4,6,7,8-Hepta CDF **	pg/L	<1.1	1.1	56	N/A	0.0100	0.0110	N/A	4580636
1,2,3,4,7,8,9-Hepta CDF **	pg/L	<1.5	1.5	56	N/A	0.0100	0.0150	N/A	4580636
Octa CDF **	pg/L	<1.3	1.3	110	N/A	0.000300	0.000390	N/A	4580636
Total Tetra CDF **	pg/L	<0.60	0.60	22	N/A	N/A	N/A	0	4580636
Total Penta CDF **	pg/L	<0.87	0.87	56	N/A	N/A	N/A	0	4580636
Total Hexa CDF **	pg/L	<0.68	0.68	56	N/A	N/A	N/A	0	4580636
Total Hepta CDF **	pg/L	<1.3	1.3	56	N/A	N/A	N/A	0	4580636
TOTAL TOXIC EQUIVALENCY	pg/L	N/A	N/A	N/A	N/A	N/A	2.61	N/A	N/A
Surrogate Recovery (%)									
C13-1234678 HeptaCDD *	%	89	N/A	N/A	N/A	N/A	N/A	N/A	4580636
EDL = Estimated Detection Limit RDL = Reportable Detection Limit TEF = Toxic Equivalency Factor, TEQ = Toxic Equivalency Quotient, The Total Toxic Equivalency (TEQ) value reported is the sum of Toxic Equivalent Quotients for the congeners tested. WHO(2005): The 2005 World Health Organization, Human and Mammalian Toxic Equivalency Factors for Dioxins and Dioxin-like Compounds QC Batch = Quality Control Batch * CDD = Chloro Dibenzo-p-Dioxin N/A = Not Applicable ** CDF = Chloro Dibenzo-p-Furan									

DIOXINS AND FURANS BY HRMS (WATER)

Maxxam ID		CPS629							
Sampling Date		2016/06/23 11:45							
COC Number		na	TOXIC EQUIVALENCY				# of		
	UNITS	L843648-01	EDL	RDL	MDL	TEF (2005 WHO)	TEQ(DL)	Isomers	QC Batch
C13-1234678 HeptaCDF **	%	107	N/A	N/A	N/A	N/A	N/A	N/A	4580636
C13-123478 HexaCDF **	%	99	N/A	N/A	N/A	N/A	N/A	N/A	4580636
C13-123678 HexaCDD *	%	99	N/A	N/A	N/A	N/A	N/A	N/A	4580636
C13-12378 PentaCDD *	%	85	N/A	N/A	N/A	N/A	N/A	N/A	4580636
C13-12378 PentaCDF **	%	82	N/A	N/A	N/A	N/A	N/A	N/A	4580636
C13-2378 TetraCDD *	%	63	N/A	N/A	N/A	N/A	N/A	N/A	4580636
C13-2378 TetraCDF **	%	79	N/A	N/A	N/A	N/A	N/A	N/A	4580636
C13-OCDD *	%	96	N/A	N/A	N/A	N/A	N/A	N/A	4580636

EDL = Estimated Detection Limit
RDL = Reportable Detection Limit
TEF = Toxic Equivalency Factor, TEQ = Toxic Equivalency Quotient,
The Total Toxic Equivalency (TEQ) value reported is the sum of Toxic Equivalent Quotients for the congeners tested.
WHO(2005): The 2005 World Health Organization, Human and Mammalian Toxic Equivalency Factors for Dioxins and Dioxin-like Compounds
QC Batch = Quality Control Batch
** CDF = Chloro Dibenzo-p-Furan
N/A = Not Applicable
* CDD = Chloro Dibenzo-p-Dioxin

DIOXINS AND FURANS BY HRMS (WATER)

Maxxam ID		CPS630							
Sampling Date		2016/06/24 10:55							
COC Number		na				TOXIC EQUIVALENCY		# of	
	UNITS	L843648-02	EDL	RDL	MDL	TEF (2005 WHO)	TEQ(DL)	Isomers	QC Batch
2,3,7,8-Tetra CDD *	pg/L	<0.97	0.97	22	N/A	1.00	0.970	N/A	4580636
1,2,3,7,8-Penta CDD *	pg/L	<1.4	1.4	56	N/A	1.00	1.40	N/A	4580636
1,2,3,4,7,8-Hexa CDD *	pg/L	<1.2	1.2	56	N/A	0.100	0.120	N/A	4580636
1,2,3,6,7,8-Hexa CDD *	pg/L	<1.2	1.2	56	N/A	0.100	0.120	N/A	4580636
1,2,3,7,8,9-Hexa CDD *	pg/L	<1.2	1.2	56	N/A	0.100	0.120	N/A	4580636
1,2,3,4,6,7,8-Hepta CDD *	pg/L	<1.2	1.2	56	N/A	0.0100	0.0120	N/A	4580636
Octa CDD *	pg/L	3.8	1.2	110	N/A	0.000300	0.00114	N/A	4580636
Total Tetra CDD *	pg/L	<0.97	0.97	22	N/A	N/A	N/A	0	4580636
Total Penta CDD *	pg/L	<1.4	1.4	56	N/A	N/A	N/A	0	4580636
Total Hexa CDD *	pg/L	<1.2	1.2	56	N/A	N/A	N/A	0	4580636
Total Hepta CDD *	pg/L	<1.2	1.2	56	N/A	N/A	N/A	0	4580636
2,3,7,8-Tetra CDF **	pg/L	<0.48	0.48	22	N/A	0.100	0.0480	N/A	4580636
1,2,3,7,8-Penta CDF **	pg/L	<1.0	1.0	56	N/A	0.0300	0.0300	N/A	4580636
2,3,4,7,8-Penta CDF **	pg/L	<0.98	0.98	56	N/A	0.300	0.294	N/A	4580636
1,2,3,4,7,8-Hexa CDF **	pg/L	<0.72	0.72	56	N/A	0.100	0.0720	N/A	4580636
1,2,3,6,7,8-Hexa CDF **	pg/L	<0.72	0.72	56	N/A	0.100	0.0720	N/A	4580636
2,3,4,6,7,8-Hexa CDF **	pg/L	<0.73	0.73	56	N/A	0.100	0.0730	N/A	4580636
1,2,3,7,8,9-Hexa CDF **	pg/L	<0.87	0.87	56	N/A	0.100	0.0870	N/A	4580636
1,2,3,4,6,7,8-Hepta CDF **	pg/L	<1.2	1.2	56	N/A	0.0100	0.0120	N/A	4580636
1,2,3,4,7,8,9-Hepta CDF **	pg/L	<1.5	1.5	56	N/A	0.0100	0.0150	N/A	4580636
Octa CDF **	pg/L	<1.1	1.1	110	N/A	0.000300	0.000330	N/A	4580636
Total Tetra CDF **	pg/L	<0.48	0.48	22	N/A	N/A	N/A	0	4580636
Total Penta CDF **	pg/L	<0.99	0.99	56	N/A	N/A	N/A	0	4580636
Total Hexa CDF **	pg/L	<0.76	0.76	56	N/A	N/A	N/A	0	4580636
Total Hepta CDF **	pg/L	<1.3	1.3	56	N/A	N/A	N/A	0	4580636
TOTAL TOXIC EQUIVALENCY	pg/L	N/A	N/A	N/A	N/A	N/A	3.45	N/A	N/A
Surrogate Recovery (%)									
C13-1234678 HeptaCDD *	%	98	N/A	N/A	N/A	N/A	N/A	N/A	4580636
EDL = Estimated Detection Limit RDL = Reportable Detection Limit TEF = Toxic Equivalency Factor, TEQ = Toxic Equivalency Quotient, The Total Toxic Equivalency (TEQ) value reported is the sum of Toxic Equivalent Quotients for the congeners tested. WHO(2005): The 2005 World Health Organization, Human and Mammalian Toxic Equivalency Factors for Dioxins and Dioxin-like Compounds QC Batch = Quality Control Batch * CDD = Chloro Dibenzo-p-Dioxin N/A = Not Applicable ** CDF = Chloro Dibenzo-p-Furan									

DIOXINS AND FURANS BY HRMS (WATER)

Maxxam ID		CPS630							
Sampling Date		2016/06/24 10:55							
COC Number		na	TOXIC EQUIVALENCY				# of		
	UNITS	L843648-02	EDL	RDL	MDL	TEF (2005 WHO)	TEQ(DL)	Isomers	QC Batch
C13-1234678 HeptaCDF **	%	109	N/A	N/A	N/A	N/A	N/A	N/A	4580636
C13-123478 HexaCDF **	%	96	N/A	N/A	N/A	N/A	N/A	N/A	4580636
C13-123678 HexaCDD *	%	102	N/A	N/A	N/A	N/A	N/A	N/A	4580636
C13-12378 PentaCDD *	%	96	N/A	N/A	N/A	N/A	N/A	N/A	4580636
C13-12378 PentaCDF **	%	95	N/A	N/A	N/A	N/A	N/A	N/A	4580636
C13-2378 TetraCDD *	%	77	N/A	N/A	N/A	N/A	N/A	N/A	4580636
C13-2378 TetraCDF **	%	101	N/A	N/A	N/A	N/A	N/A	N/A	4580636
C13-OCDD *	%	98	N/A	N/A	N/A	N/A	N/A	N/A	4580636

EDL = Estimated Detection Limit
RDL = Reportable Detection Limit
TEF = Toxic Equivalency Factor, TEQ = Toxic Equivalency Quotient,
The Total Toxic Equivalency (TEQ) value reported is the sum of Toxic Equivalent Quotients for the congeners tested.
WHO(2005): The 2005 World Health Organization, Human and Mammalian Toxic Equivalency Factors for Dioxins and Dioxin-like Compounds
QC Batch = Quality Control Batch
** CDF = Chloro Dibenzo-p-Furan
N/A = Not Applicable
* CDD = Chloro Dibenzo-p-Dioxin

DIOXINS AND FURANS BY HRMS (WATER)

Maxxam ID		CPS631							
Sampling Date		2016/06/24 12:20							
COC Number		na				TOXIC EQUIVALENCY		# of	
	UNITS	L843648-03	EDL	RDL	MDL	TEF (2005 WHO)	TEQ(DL)	Isomers	QC Batch
2,3,7,8-Tetra CDD *	pg/L	<0.84	0.84	22	N/A	1.00	0.840	N/A	4580636
1,2,3,7,8-Penta CDD *	pg/L	<1.2	1.2	56	N/A	1.00	1.20	N/A	4580636
1,2,3,4,7,8-Hexa CDD *	pg/L	<1.4	1.4	56	N/A	0.100	0.140	N/A	4580636
1,2,3,6,7,8-Hexa CDD *	pg/L	1.2	1.0	56	N/A	0.100	0.120	N/A	4580636
1,2,3,7,8,9-Hexa CDD *	pg/L	<1.1	1.1	56	N/A	0.100	0.110	N/A	4580636
1,2,3,4,6,7,8-Hepta CDD *	pg/L	2.1	1.2	56	N/A	0.0100	0.0210	N/A	4580636
Octa CDD *	pg/L	8.1	1.2	110	N/A	0.000300	0.00243	N/A	4580636
Total Tetra CDD *	pg/L	<0.84	0.84	22	N/A	N/A	N/A	0	4580636
Total Penta CDD *	pg/L	<1.2	1.2	56	N/A	N/A	N/A	0	4580636
Total Hexa CDD *	pg/L	<1.1	1.1	56	N/A	N/A	N/A	0	4580636
Total Hepta CDD *	pg/L	3.4	1.2	56	N/A	N/A	N/A	2	4580636
2,3,7,8-Tetra CDF **	pg/L	<1.1	1.1	22	N/A	0.100	0.110	N/A	4580636
1,2,3,7,8-Penta CDF **	pg/L	<1.2	1.2	56	N/A	0.0300	0.0360	N/A	4580636
2,3,4,7,8-Penta CDF **	pg/L	<1.2	1.2	56	N/A	0.300	0.360	N/A	4580636
1,2,3,4,7,8-Hexa CDF **	pg/L	<1.2	1.2	56	N/A	0.100	0.120	N/A	4580636
1,2,3,6,7,8-Hexa CDF **	pg/L	<1.0	1.0	56	N/A	0.100	0.100	N/A	4580636
2,3,4,6,7,8-Hexa CDF **	pg/L	<1.2	1.2	56	N/A	0.100	0.120	N/A	4580636
1,2,3,7,8,9-Hexa CDF **	pg/L	<1.4	1.4	56	N/A	0.100	0.140	N/A	4580636
1,2,3,4,6,7,8-Hepta CDF **	pg/L	<1.6 (1)	1.6	56	N/A	0.0100	0.0160	N/A	4580636
1,2,3,4,7,8,9-Hepta CDF **	pg/L	<1.4	1.4	56	N/A	0.0100	0.0140	N/A	4580636
Octa CDF **	pg/L	3.4	1.2	110	N/A	0.000300	0.00102	N/A	4580636
Total Tetra CDF **	pg/L	<1.1	1.1	22	N/A	N/A	N/A	0	4580636
Total Penta CDF **	pg/L	<1.2	1.2	56	N/A	N/A	N/A	0	4580636
Total Hexa CDF **	pg/L	<1.2	1.2	56	N/A	N/A	N/A	0	4580636
Total Hepta CDF **	pg/L	<1.9 (1)	1.9	56	N/A	N/A	N/A	0	4580636
TOTAL TOXIC EQUIVALENCY	pg/L	N/A	N/A	N/A	N/A	N/A	3.45	N/A	N/A

EDL = Estimated Detection Limit
RDL = Reportable Detection Limit
TEF = Toxic Equivalency Factor, TEQ = Toxic Equivalency Quotient,
The Total Toxic Equivalency (TEQ) value reported is the sum of Toxic Equivalent Quotients for the congeners tested.
WHO(2005): The 2005 World Health Organization, Human and Mammalian Toxic Equivalency Factors for Dioxins and Dioxin-like Compounds
QC Batch = Quality Control Batch
* CDD = Chloro Dibenzo-p-Dioxin
N/A = Not Applicable
** CDF = Chloro Dibenzo-p-Furan
(1) EMPC / NDR - Peak detected does not meet ratio criteria and has resulted in an elevated detection limit.

DIOXINS AND FURANS BY HRMS (WATER)

Maxxam ID		CPS631							
Sampling Date		2016/06/24 12:20							
COC Number		na	TOXIC EQUIVALENCY				# of		
	UNITS	L843648-03	EDL	RDL	MDL	TEF (2005 WHO)	TEQ(DL)	Isomers	QC Batch
Surrogate Recovery (%)									
C13-1234678 HeptaCDD *	%	115	N/A	N/A	N/A	N/A	N/A	N/A	4580636
C13-1234678 HeptaCDF **	%	120	N/A	N/A	N/A	N/A	N/A	N/A	4580636
C13-123478 HexaCDF **	%	109	N/A	N/A	N/A	N/A	N/A	N/A	4580636
C13-123678 HexaCDD *	%	100	N/A	N/A	N/A	N/A	N/A	N/A	4580636
C13-12378 PentaCDD *	%	120	N/A	N/A	N/A	N/A	N/A	N/A	4580636
C13-12378 PentaCDF **	%	123	N/A	N/A	N/A	N/A	N/A	N/A	4580636
C13-2378 TetraCDD *	%	93	N/A	N/A	N/A	N/A	N/A	N/A	4580636
C13-2378 TetraCDF **	%	112	N/A	N/A	N/A	N/A	N/A	N/A	4580636
C13-OCDD *	%	105	N/A	N/A	N/A	N/A	N/A	N/A	4580636
EDL = Estimated Detection Limit RDL = Reportable Detection Limit TEF = Toxic Equivalency Factor, TEQ = Toxic Equivalency Quotient, The Total Toxic Equivalency (TEQ) value reported is the sum of Toxic Equivalent Quotients for the congeners tested. WHO(2005): The 2005 World Health Organization, Human and Mammalian Toxic Equivalency Factors for Dioxins and Dioxin-like Compounds QC Batch = Quality Control Batch * CDD = Chloro Dibenzo-p-Dioxin N/A = Not Applicable ** CDF = Chloro Dibenzo-p-Furan									

DIOXINS AND FURANS BY HRMS (WATER)

Maxxam ID		CPS632							
Sampling Date		2016/06/24 13:05							
COC Number		na				TOXIC EQUIVALENCY		# of	
	UNITS	L843648-04	EDL	RDL	MDL	TEF (2005 WHO)	TEQ(DL)	Isomers	QC Batch
2,3,7,8-Tetra CDD *	pg/L	<1.2	1.2	22	N/A	1.00	1.20	N/A	4580636
1,2,3,7,8-Penta CDD *	pg/L	<1.1	1.1	56	N/A	1.00	1.10	N/A	4580636
1,2,3,4,7,8-Hexa CDD *	pg/L	<1.4	1.4	56	N/A	0.100	0.140	N/A	4580636
1,2,3,6,7,8-Hexa CDD *	pg/L	<1.4	1.4	56	N/A	0.100	0.140	N/A	4580636
1,2,3,7,8,9-Hexa CDD *	pg/L	<1.4	1.4	56	N/A	0.100	0.140	N/A	4580636
1,2,3,4,6,7,8-Hepta CDD *	pg/L	7.6	1.1	56	N/A	0.0100	0.0760	N/A	4580636
Octa CDD *	pg/L	65.9	1.6	110	N/A	0.000300	0.0198	N/A	4580636
Total Tetra CDD *	pg/L	<1.2	1.2	22	N/A	N/A	N/A	0	4580636
Total Penta CDD *	pg/L	<1.1	1.1	56	N/A	N/A	N/A	0	4580636
Total Hexa CDD *	pg/L	<1.4	1.4	56	N/A	N/A	N/A	0	4580636
Total Hepta CDD *	pg/L	12.8	1.1	56	N/A	N/A	N/A	2	4580636
2,3,7,8-Tetra CDF **	pg/L	<0.51	0.51	22	N/A	0.100	0.0510	N/A	4580636
1,2,3,7,8-Penta CDF **	pg/L	<0.98	0.98	56	N/A	0.0300	0.0294	N/A	4580636
2,3,4,7,8-Penta CDF **	pg/L	<0.95	0.95	56	N/A	0.300	0.285	N/A	4580636
1,2,3,4,7,8-Hexa CDF **	pg/L	<1.1	1.1	56	N/A	0.100	0.110	N/A	4580636
1,2,3,6,7,8-Hexa CDF **	pg/L	<1.1	1.1	56	N/A	0.100	0.110	N/A	4580636
2,3,4,6,7,8-Hexa CDF **	pg/L	<1.1	1.1	56	N/A	0.100	0.110	N/A	4580636
1,2,3,7,8,9-Hexa CDF **	pg/L	<1.4	1.4	56	N/A	0.100	0.140	N/A	4580636
1,2,3,4,6,7,8-Hepta CDF **	pg/L	<0.81 (1)	0.81	56	N/A	0.0100	0.00810	N/A	4580636
1,2,3,4,7,8,9-Hepta CDF **	pg/L	<0.96	0.96	56	N/A	0.0100	0.00960	N/A	4580636
Octa CDF **	pg/L	<2.0 (1)	2.0	110	N/A	0.000300	0.000600	N/A	4580636
Total Tetra CDF **	pg/L	<0.51	0.51	22	N/A	N/A	N/A	0	4580636
Total Penta CDF **	pg/L	<0.97	0.97	56	N/A	N/A	N/A	0	4580636
Total Hexa CDF **	pg/L	<1.2	1.2	56	N/A	N/A	N/A	0	4580636
Total Hepta CDF **	pg/L	<0.99 (1)	0.99	56	N/A	N/A	N/A	0	4580636
TOTAL TOXIC EQUIVALENCY	pg/L	N/A	N/A	N/A	N/A	N/A	3.67	N/A	N/A

EDL = Estimated Detection Limit
RDL = Reportable Detection Limit
TEF = Toxic Equivalency Factor, TEQ = Toxic Equivalency Quotient,
The Total Toxic Equivalency (TEQ) value reported is the sum of Toxic Equivalent Quotients for the congeners tested.
WHO(2005): The 2005 World Health Organization, Human and Mammalian Toxic Equivalency Factors for Dioxins and Dioxin-like Compounds
QC Batch = Quality Control Batch
* CDD = Chloro Dibenzo-p-Dioxin
N/A = Not Applicable
** CDF = Chloro Dibenzo-p-Furan
(1) EMPC / NDR - Peak detected does not meet ratio criteria and has resulted in an elevated detection limit.

DIOXINS AND FURANS BY HRMS (WATER)

Maxxam ID		CPS632							
Sampling Date		2016/06/24 13:05							
COC Number		na	TOXIC EQUIVALENCY				# of		
	UNITS	L843648-04	EDL	RDL	MDL	TEF (2005 WHO)	TEQ(DL)	Isomers	QC Batch
Surrogate Recovery (%)									
C13-1234678 HeptaCDD *	%	83	N/A	N/A	N/A	N/A	N/A	N/A	4580636
C13-1234678 HeptaCDF **	%	112	N/A	N/A	N/A	N/A	N/A	N/A	4580636
C13-123478 HexaCDF **	%	109	N/A	N/A	N/A	N/A	N/A	N/A	4580636
C13-123678 HexaCDD *	%	100	N/A	N/A	N/A	N/A	N/A	N/A	4580636
C13-12378 PentaCDD *	%	92	N/A	N/A	N/A	N/A	N/A	N/A	4580636
C13-12378 PentaCDF **	%	90	N/A	N/A	N/A	N/A	N/A	N/A	4580636
C13-2378 TetraCDD *	%	76	N/A	N/A	N/A	N/A	N/A	N/A	4580636
C13-2378 TetraCDF **	%	91	N/A	N/A	N/A	N/A	N/A	N/A	4580636
C13-OCDD *	%	86	N/A	N/A	N/A	N/A	N/A	N/A	4580636
EDL = Estimated Detection Limit RDL = Reportable Detection Limit TEF = Toxic Equivalency Factor, TEQ = Toxic Equivalency Quotient, The Total Toxic Equivalency (TEQ) value reported is the sum of Toxic Equivalent Quotients for the congeners tested. WHO(2005): The 2005 World Health Organization, Human and Mammalian Toxic Equivalency Factors for Dioxins and Dioxin-like Compounds QC Batch = Quality Control Batch * CDD = Chloro Dibenzo-p-Dioxin N/A = Not Applicable ** CDF = Chloro Dibenzo-p-Furan									

TEST SUMMARY

Maxxam ID: CPS629
Sample ID: L843648-01
Matrix: Water

Collected: 2016/06/23
Shipped:
Received: 2016/06/28

Test Description	Instrumentation	Batch	Extracted	Date Analyzed	Analyst
Dioxins/Furans in Water (8290A)	HRMS/MS	4580636	2016/07/15	2016/07/18	Cathy Xu

Maxxam ID: CPS630
Sample ID: L843648-02
Matrix: Water

Collected: 2016/06/24
Shipped:
Received: 2016/06/28

Test Description	Instrumentation	Batch	Extracted	Date Analyzed	Analyst
Dioxins/Furans in Water (8290A)	HRMS/MS	4580636	2016/07/15	2016/07/18	Cathy Xu

Maxxam ID: CPS631
Sample ID: L843648-03
Matrix: Water

Collected: 2016/06/24
Shipped:
Received: 2016/06/28

Test Description	Instrumentation	Batch	Extracted	Date Analyzed	Analyst
Dioxins/Furans in Water (8290A)	HRMS/MS	4580636	2016/07/15	2016/07/20	Cathy Xu

Maxxam ID: CPS632
Sample ID: L843648-04
Matrix: Water

Collected: 2016/06/24
Shipped:
Received: 2016/06/28

Test Description	Instrumentation	Batch	Extracted	Date Analyzed	Analyst
Dioxins/Furans in Water (8290A)	HRMS/MS	4580636	2016/07/15	2016/07/18	Cathy Xu

GENERAL COMMENTS

Each temperature is the average of up to three cooler temperatures taken at receipt

Package 1	3.2°C
Package 2	3.7°C
Package 3	4.3°C

Results relate only to the items tested.

QUALITY ASSURANCE REPORT

QA/QC				Date		%					
Batch	Init	QC Type	Parameter	Analyzed	Value	Recovery	UNITS	QC Limits			
4580636	CXU	Spiked Blank	C13-1234678 HeptaCDD	2016/07/18		97	%	40 - 135			
			C13-1234678 HeptaCDF	2016/07/18		113	%	40 - 135			
			C13-123478 HexaCDF	2016/07/18		100	%	40 - 135			
			C13-123678 HexaCDD	2016/07/18		96	%	40 - 135			
			C13-12378 PentaCDD	2016/07/18		98	%	40 - 135			
			C13-12378 PentaCDF	2016/07/18		89	%	40 - 135			
			C13-2378 TetraCDD	2016/07/18		73	%	40 - 135			
			C13-2378 TetraCDF	2016/07/18		89	%	40 - 135			
			C13-OCDD	2016/07/18		86	%	40 - 135			
			2,3,7,8-Tetra CDD	2016/07/18		89	%	80 - 140			
			1,2,3,7,8-Penta CDD	2016/07/18		91	%	80 - 140			
			1,2,3,4,7,8-Hexa CDD	2016/07/18		94	%	80 - 140			
			1,2,3,6,7,8-Hexa CDD	2016/07/18		83	%	80 - 140			
			1,2,3,7,8,9-Hexa CDD	2016/07/18		85	%	80 - 140			
			1,2,3,4,6,7,8-Hepta CDD	2016/07/18		92	%	80 - 140			
			Octa CDD	2016/07/18		93	%	80 - 140			
			2,3,7,8-Tetra CDF	2016/07/18		92	%	80 - 140			
			1,2,3,7,8-Penta CDF	2016/07/18		84	%	80 - 140			
			2,3,4,7,8-Penta CDF	2016/07/18		86	%	80 - 140			
			1,2,3,4,7,8-Hexa CDF	2016/07/18		97	%	80 - 140			
			1,2,3,6,7,8-Hexa CDF	2016/07/18		84	%	80 - 140			
			2,3,4,6,7,8-Hexa CDF	2016/07/18		100	%	80 - 140			
			1,2,3,7,8,9-Hexa CDF	2016/07/18		114	%	80 - 140			
			1,2,3,4,6,7,8-Hepta CDF	2016/07/18		86	%	80 - 140			
			1,2,3,4,7,8,9-Hepta CDF	2016/07/18		87	%	80 - 140			
			Octa CDF	2016/07/18		95	%	80 - 140			
			4580636	CXU	Spiked Blank DUP	C13-1234678 HeptaCDD	2016/07/18		98	%	40 - 135
						C13-1234678 HeptaCDF	2016/07/18		96	%	40 - 135
						C13-123478 HexaCDF	2016/07/18		83	%	40 - 135
						C13-123678 HexaCDD	2016/07/18		96	%	40 - 135
C13-12378 PentaCDD	2016/07/18					94	%	40 - 135			
C13-12378 PentaCDF	2016/07/18					81	%	40 - 135			
C13-2378 TetraCDD	2016/07/18					69	%	40 - 135			
C13-2378 TetraCDF	2016/07/18					77	%	40 - 135			
C13-OCDD	2016/07/18					86	%	40 - 135			
2,3,7,8-Tetra CDD	2016/07/18					86	%	80 - 140			
1,2,3,7,8-Penta CDD	2016/07/18					90	%	80 - 140			
1,2,3,4,7,8-Hexa CDD	2016/07/18					91	%	80 - 140			
1,2,3,6,7,8-Hexa CDD	2016/07/18					82	%	80 - 140			
1,2,3,7,8,9-Hexa CDD	2016/07/18					86	%	80 - 140			
1,2,3,4,6,7,8-Hepta CDD	2016/07/18					84	%	80 - 140			
Octa CDD	2016/07/18					92	%	80 - 140			
2,3,7,8-Tetra CDF	2016/07/18					88	%	80 - 140			
1,2,3,7,8-Penta CDF	2016/07/18					86	%	80 - 140			
2,3,4,7,8-Penta CDF	2016/07/18					92	%	80 - 140			
1,2,3,4,7,8-Hexa CDF	2016/07/18					97	%	80 - 140			
1,2,3,6,7,8-Hexa CDF	2016/07/18		84	%	80 - 140						
2,3,4,6,7,8-Hexa CDF	2016/07/18		122	%	80 - 140						
1,2,3,7,8,9-Hexa CDF	2016/07/18		124	%	80 - 140						
1,2,3,4,6,7,8-Hepta CDF	2016/07/18		93	%	80 - 140						
1,2,3,4,7,8,9-Hepta CDF	2016/07/18		106	%	80 - 140						
Octa CDF	2016/07/18		89	%	80 - 140						
4580636	CXU	RPD	2,3,7,8-Tetra CDD	2016/07/18	NC		%	25			

QUALITY ASSURANCE REPORT(CONT'D)

QA/QC	Date		%			
Batch	Init	QC Type	Parameter	Analyzed	Value	Recovery UNITS QC Limits
			1,2,3,7,8-Penta CDD	2016/07/18	NC	% 25
			1,2,3,4,7,8-Hexa CDD	2016/07/18	NC	% 25
			1,2,3,6,7,8-Hexa CDD	2016/07/18	NC	% 25
			1,2,3,7,8,9-Hexa CDD	2016/07/18	NC	% 25
			1,2,3,4,6,7,8-Hepta CDD	2016/07/18	NC	% 25
			Octa CDD	2016/07/18	NC	% 25
			2,3,7,8-Tetra CDF	2016/07/18	NC	% 25
			1,2,3,7,8-Penta CDF	2016/07/18	NC	% 25
			2,3,4,7,8-Penta CDF	2016/07/18	NC	% 25
			1,2,3,4,7,8-Hexa CDF	2016/07/18	NC	% 25
			1,2,3,6,7,8-Hexa CDF	2016/07/18	NC	% 25
			2,3,4,6,7,8-Hexa CDF	2016/07/18	NC	% 25
			1,2,3,7,8,9-Hexa CDF	2016/07/18	NC	% 25
			1,2,3,4,6,7,8-Hepta CDF	2016/07/18	NC	% 25
			1,2,3,4,7,8,9-Hepta CDF	2016/07/18	NC	% 25
			Octa CDF	2016/07/18	NC	% 25
4580636	CXU	Method Blank	C13-1234678 HeptaCDD	2016/07/18		76 % 40 - 135
			C13-1234678 HeptaCDF	2016/07/18		85 % 40 - 135
			C13-123478 HexaCDF	2016/07/18		90 % 40 - 135
			C13-123678 HexaCDD	2016/07/18		90 % 40 - 135
			C13-12378 PentaCDD	2016/07/18		82 % 40 - 135
			C13-12378 PentaCDF	2016/07/18		75 % 40 - 135
			C13-2378 TetraCDD	2016/07/18		64 % 40 - 135
			C13-2378 TetraCDF	2016/07/18		78 % 40 - 135
			C13-OCDD	2016/07/18		67 % 40 - 135
			2,3,7,8-Tetra CDD	2016/07/18	<1.2, EDL=1.2	pg/L
			1,2,3,7,8-Penta CDD	2016/07/18	<0.93, EDL=0.93	pg/L
			1,2,3,4,7,8-Hexa CDD	2016/07/18	<1.4, EDL=1.4	pg/L
			1,2,3,6,7,8-Hexa CDD	2016/07/18	<1.4, EDL=1.4	pg/L
			1,2,3,7,8,9-Hexa CDD	2016/07/18	<1.4, EDL=1.4	pg/L
			1,2,3,4,6,7,8-Hepta CDD	2016/07/18	<1.1, EDL=1.1	pg/L
			Octa CDD	2016/07/18	<2.4, EDL=2.4	pg/L
			Total Tetra CDD	2016/07/18	<1.2, EDL=1.2	pg/L
			Total Penta CDD	2016/07/18	<0.93, EDL=0.93	pg/L
			Total Hexa CDD	2016/07/18	<1.4, EDL=1.4	pg/L
			Total Hepta CDD	2016/07/18	<1.1, EDL=1.1	pg/L
			2,3,7,8-Tetra CDF	2016/07/18	<0.69, EDL=0.69	pg/L
			1,2,3,7,8-Penta CDF	2016/07/18	<1.3, EDL=1.3	pg/L

QUALITY ASSURANCE REPORT(CONT'D)

QA/QC Batch	Init	QC Type	Parameter	Date Analyzed	Value	% Recovery	UNITS	QC Limits
			2,3,4,7,8-Penta CDF	2016/07/18	<1.3, EDL=1.3		pg/L	
			1,2,3,4,7,8-Hexa CDF	2016/07/18	<1.2, EDL=1.2		pg/L	
			1,2,3,6,7,8-Hexa CDF	2016/07/18	<1.2, EDL=1.2		pg/L	
			2,3,4,6,7,8-Hexa CDF	2016/07/18	<1.2, EDL=1.2		pg/L	
			1,2,3,7,8,9-Hexa CDF	2016/07/18	<1.5, EDL=1.5		pg/L	
			1,2,3,4,6,7,8-Hepta CDF	2016/07/18	3.68, EDL=0.86		pg/L	
			1,2,3,4,7,8,9-Hepta CDF	2016/07/18	<1.1, EDL=1.1		pg/L	
			Octa CDF	2016/07/18	<2.2, EDL=2.2		pg/L	
			Total Tetra CDF	2016/07/18	<0.69, EDL=0.69		pg/L	
			Total Penta CDF	2016/07/18	<1.3, EDL=1.3		pg/L	
			Total Hexa CDF	2016/07/18	<1.3, EDL=1.3		pg/L	
			Total Hepta CDF	2016/07/18	3.68, EDL=0.98		pg/L	

Duplicate: Paired analysis of a separate portion of the same sample. Used to evaluate the variance in the measurement.

Spiked Blank: A blank matrix sample to which a known amount of the analyte, usually from a second source, has been added. Used to evaluate method accuracy.

Method Blank: A blank matrix containing all reagents used in the analytical procedure. Used to identify laboratory contamination.

Surrogate: A pure or isotopically labeled compound whose behavior mirrors the analytes of interest. Used to evaluate extraction efficiency.

NC (Duplicate RPD): The duplicate RPD was not calculated. The concentration in the sample and/or duplicate was too low to permit a reliable RPD calculation (one or both samples < 5x RDL).

VALIDATION SIGNATURE PAGE

The analytical data and all QC contained in this report were reviewed and validated by the following individual(s).



Kay Shaw, C. Chem, Sr Scientific Specialist, HRMS Services

Maxxam has procedures in place to guard against improper use of the electronic signature and have the required "signatories", as per section 5.10.2 of ISO/IEC 17025:2005(E), signing the reports. For Service Group specific validation please refer to the Validation Signature Page.

SLR International Corp - Bothell, WA

Sample Delivery Group: L865226
Samples Received: 10/11/2016
Project Number: 108.00228.00048
Description: Former E.A. Nord, Inc. / JELD-WEN

Report To: Scott Miller
22118 20th Avenue SE
Suite G202
Bothell, WA 98021










Entire Report Reviewed By:

Brian Ford

Brian Ford
Technical Service Representative

Results relate only to the items tested or calibrated and are reported as rounded values. This test report shall not be reproduced, except in full, without written approval of the laboratory. Where applicable, sampling conducted by ESC is performed per guidance provided in laboratory standard operating procedures: 060302, 060303, and 060304.



¹Cp: Cover Page	1	
²Tc: Table of Contents	2	
³Ss: Sample Summary	3	
⁴Cn: Case Narrative	4	
⁵Sr: Sample Results	5	
MW-5-1016 L865226-01	5	
MW-8A-1016 L865226-02	6	
MW-8B-1016 L865226-03	7	
MW-10B-1016 L865226-04	8	
⁶Qc: Quality Control Summary	9	
Volatile Organic Compounds (GC/MS) by Method 8260C	9	
Semi-Volatile Organic Compounds (GC) by Method NWTPHDX	10	
Semi Volatile Organic Compounds (GC/MS) by Method 8270D-SIM	11	
⁷Gl: Glossary of Terms	12	
⁸Al: Accreditations & Locations	13	
⁹Sc: Chain of Custody	14	

SAMPLE SUMMARY



MW-5-1016 L865226-01 GW

Method	Batch	Dilution	Preparation date/time	Analysis date/time	Analyst
Semi-Volatile Organic Compounds (GC) by Method NWTPHDX	WG916556	1	10/12/16 23:21	10/13/16 22:58	TRF

Collected by: Chris Lee
 Collected date/time: 10/06/16 12:55
 Received date/time: 10/11/16 09:00

1 Cp

2 Tc

MW-8A-1016 L865226-02 GW

Method	Batch	Dilution	Preparation date/time	Analysis date/time	Analyst
Semi Volatile Organic Compounds (GC/MS) by Method 8270D-SIM	WG916570	1000	10/12/16 23:20	10/21/16 11:53	FMB
Semi Volatile Organic Compounds (GC/MS) by Method 8270D-SIM	WG916570	20	10/12/16 23:20	10/20/16 06:34	FMB
Semi-Volatile Organic Compounds (GC) by Method NWTPHDX	WG916556	20	10/12/16 23:21	10/14/16 02:46	TRF
Volatile Organic Compounds (GC/MS) by Method 8260C	WG917742	1	10/17/16 21:10	10/17/16 21:10	JHH
Volatile Organic Compounds (GC/MS) by Method 8260C	WG917742	250	10/19/16 23:21	10/19/16 23:21	JM

Collected by: Chris Lee
 Collected date/time: 10/06/16 14:42
 Received date/time: 10/11/16 09:00

3 Ss

4 Cn

5 Sr

6 Qc

MW-8B-1016 L865226-03 GW

Method	Batch	Dilution	Preparation date/time	Analysis date/time	Analyst
Semi Volatile Organic Compounds (GC/MS) by Method 8270D-SIM	WG916570	500	10/12/16 23:20	10/20/16 11:55	FMB
Semi-Volatile Organic Compounds (GC) by Method NWTPHDX	WG916556	50	10/12/16 23:21	10/14/16 03:02	TRF
Volatile Organic Compounds (GC/MS) by Method 8260C	WG917742	1	10/17/16 21:31	10/17/16 21:31	JHH
Volatile Organic Compounds (GC/MS) by Method 8260C	WG917742	100	10/18/16 15:11	10/18/16 15:11	JHH

Collected by: Chris Lee
 Collected date/time: 10/06/16 15:17
 Received date/time: 10/11/16 09:00

7 Gl

8 Al

9 Sc

MW-10B-1016 L865226-04 GW

Method	Batch	Dilution	Preparation date/time	Analysis date/time	Analyst
Semi-Volatile Organic Compounds (GC) by Method NWTPHDX	WG916556	1	10/12/16 23:21	10/13/16 23:14	TRF

Collected by: Chris Lee
 Collected date/time: 10/06/16 13:52
 Received date/time: 10/11/16 09:00



All sample aliquots were received at the correct temperature, in the proper containers, with the appropriate preservatives, and within method specified holding times. All MDL (LOD) and RDL (LOQ) values reported for environmental samples have been corrected for the dilution factor used in the analysis. All Method and Batch Quality Control are within established criteria except where addressed in this case narrative, a non-conformance form or properly qualified within the sample results. By my digital signature below, I affirm to the best of my knowledge, all problems/anomalies observed by the laboratory as having the potential to affect the quality of the data have been identified by the laboratory, and no information or data have been knowingly withheld that would affect the quality of the data.

Brian Ford
Technical Service Representative

- ¹ Cp
- ² Tc
- ³ Ss
- ⁴ Cn
- ⁵ Sr
- ⁶ Qc
- ⁷ Gl
- ⁸ Al
- ⁹ Sc



Semi-Volatile Organic Compounds (GC) by Method NWTPHDX

Analyte	Result ug/l	Qualifier	MDL ug/l	RDL ug/l	Dilution	Analysis date / time	Batch
Diesel Range Organics (DRO)	2380		82.5	250	1	10/13/2016 22:58	WG916556
Residual Range Organics (RRO)	168	J	165	500	1	10/13/2016 22:58	WG916556
(S) o-Terphenyl	130			50.0-150		10/13/2016 22:58	WG916556

1 Cp

2 Tc

3 Ss

4 Cn

5 Sr

6 Qc

7 Gl

8 Al

9 Sc



Volatile Organic Compounds (GC/MS) by Method 8260C

Analyte	Result	Qualifier	MDL	RDL	Dilution	Analysis	Batch
	ug/l		ug/l	ug/l		date / time	
Benzene	61.9		0.331	1.00	1	10/17/2016 21:10	WG917742
Naphthalene	10500		250	1250	250	10/19/2016 23:21	WG917742
(S) Toluene-d8	104			90.0-115		10/19/2016 23:21	WG917742
(S) Toluene-d8	105			90.0-115		10/17/2016 21:10	WG917742
(S) Dibromofluoromethane	94.8			79.0-121		10/17/2016 21:10	WG917742
(S) Dibromofluoromethane	90.8			79.0-121		10/19/2016 23:21	WG917742
(S) a,a,a-Trifluorotoluene	95.8			90.4-116		10/19/2016 23:21	WG917742
(S) a,a,a-Trifluorotoluene	99.0			90.4-116		10/17/2016 21:10	WG917742
(S) 4-Bromofluorobenzene	97.2			80.1-120		10/17/2016 21:10	WG917742
(S) 4-Bromofluorobenzene	93.3			80.1-120		10/19/2016 23:21	WG917742

- 1 Cp
- 2 Tc
- 3 Ss
- 4 Cn
- 5 Sr
- 6 Qc
- 7 Gl
- 8 Al
- 9 Sc

Semi-Volatile Organic Compounds (GC) by Method NWTPHDX

Analyte	Result	Qualifier	MDL	RDL	Dilution	Analysis	Batch
	ug/l		ug/l	ug/l		date / time	
Diesel Range Organics (DRO)	60300		1650	5000	20	10/14/2016 02:46	WG916556
Residual Range Organics (RRO)	4890	J	3300	10000	20	10/14/2016 02:46	WG916556
(S) o-Terphenyl	368	J7		50.0-150		10/14/2016 02:46	WG916556

Semi Volatile Organic Compounds (GC/MS) by Method 8270D-SIM

Analyte	Result	Qualifier	MDL	RDL	Dilution	Analysis	Batch
	ug/l		ug/l	ug/l		date / time	
Benzo(a)anthracene	8.03		0.0820	1.00	20	10/20/2016 06:34	WG916570
Benzo(a)pyrene	6.35		0.232	1.00	20	10/20/2016 06:34	WG916570
Benzo(b)fluoranthene	7.50		0.0424	1.00	20	10/20/2016 06:34	WG916570
Benzo(k)fluoranthene	3.02		0.272	1.00	20	10/20/2016 06:34	WG916570
Chrysene	10.2		0.216	1.00	20	10/20/2016 06:34	WG916570
Dibenz(a,h)anthracene	0.956	J	0.0792	1.00	20	10/20/2016 06:34	WG916570
Indeno(1,2,3-cd)pyrene	1.96		0.296	1.00	20	10/20/2016 06:34	WG916570
(S) Nitrobenzene-d5	572	J7		45.1-170		10/21/2016 11:53	WG916570
(S) 2-Fluorobiphenyl	289	J7		57.7-153		10/21/2016 11:53	WG916570
(S) 2-Fluorobiphenyl	79.3			57.7-153		10/20/2016 06:34	WG916570
(S) p-Terphenyl-d14	91.5			53.2-156		10/20/2016 06:34	WG916570
(S) p-Terphenyl-d14	370	J7		53.2-156		10/21/2016 11:53	WG916570



Volatile Organic Compounds (GC/MS) by Method 8260C

Analyte	Result	Qualifier	MDL	RDL	Dilution	Analysis	Batch
	ug/l		ug/l	ug/l		date / time	
Benzene	109		0.331	1.00	1	10/17/2016 21:31	WG917742
Naphthalene	11900		100	500	100	10/18/2016 15:11	WG917742
(S) Toluene-d8	105			90.0-115		10/18/2016 15:11	WG917742
(S) Toluene-d8	106			90.0-115		10/17/2016 21:31	WG917742
(S) Dibromofluoromethane	92.7			79.0-121		10/17/2016 21:31	WG917742
(S) Dibromofluoromethane	92.9			79.0-121		10/18/2016 15:11	WG917742
(S) a,a,a-Trifluorotoluene	95.7			90.4-116		10/18/2016 15:11	WG917742
(S) a,a,a-Trifluorotoluene	102			90.4-116		10/17/2016 21:31	WG917742
(S) 4-Bromofluorobenzene	96.2			80.1-120		10/17/2016 21:31	WG917742
(S) 4-Bromofluorobenzene	96.9			80.1-120		10/18/2016 15:11	WG917742

- 1 Cp
- 2 Tc
- 3 Ss
- 4 Cn
- 5 Sr
- 6 Qc
- 7 Gl
- 8 Al
- 9 Sc

Semi-Volatile Organic Compounds (GC) by Method NWTPHDX

Analyte	Result	Qualifier	MDL	RDL	Dilution	Analysis	Batch
	ug/l		ug/l	ug/l		date / time	
Diesel Range Organics (DRO)	55700		4120	12500	50	10/14/2016 03:02	WG916556
Residual Range Organics (RRO)	U		8250	25000	50	10/14/2016 03:02	WG916556
(S) o-Terphenyl	378	J7		50.0-150		10/14/2016 03:02	WG916556

Semi Volatile Organic Compounds (GC/MS) by Method 8270D-SIM

Analyte	Result	Qualifier	MDL	RDL	Dilution	Analysis	Batch
	ug/l		ug/l	ug/l		date / time	
Benzo(a)anthracene	13.2	J	2.05	25.0	500	10/20/2016 11:55	WG916570
Benzo(a)pyrene	9.47	J	5.80	25.0	500	10/20/2016 11:55	WG916570
Benzo(b)fluoranthene	10.1	B J	1.06	25.0	500	10/20/2016 11:55	WG916570
Benzo(k)fluoranthene	U		6.80	25.0	500	10/20/2016 11:55	WG916570
Chrysene	14.2	J	5.40	25.0	500	10/20/2016 11:55	WG916570
Dibenz(a,h)anthracene	U		1.98	25.0	500	10/20/2016 11:55	WG916570
Indeno(1,2,3-cd)pyrene	U		7.40	25.0	500	10/20/2016 11:55	WG916570
(S) Nitrobenzene-d5	58.2	J7		45.1-170		10/20/2016 11:55	WG916570
(S) 2-Fluorobiphenyl	303	J7		57.7-153		10/20/2016 11:55	WG916570
(S) p-Terphenyl-d14	373	J7		53.2-156		10/20/2016 11:55	WG916570

Sample Narrative:

8270D-SIM L865226-03 WG916570: Dilution due to matrix



Semi-Volatile Organic Compounds (GC) by Method NWTPHDX

Analyte	Result ug/l	Qualifier	MDL ug/l	RDL ug/l	Dilution	Analysis date / time	Batch
Diesel Range Organics (DRO)	294		82.5	250	1	10/13/2016 23:14	WG916556
Residual Range Organics (RRO)	U		165	500	1	10/13/2016 23:14	WG916556
(S) o-Terphenyl	122			50.0-150		10/13/2016 23:14	WG916556

- 1 Cp
- 2 Tc
- 3 Ss
- 4 Cn
- 5 Sr
- 6 Qc
- 7 Gl
- 8 Al
- 9 Sc



Method Blank (MB)

(MB) R3171224-3 10/17/16 13:41

Analyte	MB Result	MB Qualifier	MB MDL	MB RDL
Benzene	U		0.331	1.00
Naphthalene	U		1.00	5.00
(S) Toluene-d8	103			90.0-115
(S) Dibromofluoromethane	88.6			79.0-121
(S) a,a,a-Trifluorotoluene	99.1			90.4-116
(S) 4-Bromofluorobenzene	97.2			80.1-120

1 Cp

2 Tc

3 Ss

4 Cn

5 Sr

Laboratory Control Sample (LCS) • Laboratory Control Sample Duplicate (LCSD)

(LCS) R3171224-1 10/17/16 12:37 • (LCSD) R3171224-2 10/17/16 12:58

Analyte	Spike Amount	LCS Result	LCSD Result	LCS Rec.	LCSD Rec.	Rec. Limits	LCS Qualifier	LCSD Qualifier	RPD	RPD Limits
Benzene	25.0	23.1	24.0	92.3	96.2	73.0-122			4.10	20
Naphthalene	25.0	19.1	20.1	76.3	80.4	69.7-134			5.15	20
(S) Toluene-d8				106	107	90.0-115				
(S) Dibromofluoromethane				89.3	91.2	79.0-121				
(S) a,a,a-Trifluorotoluene				100	100	90.4-116				
(S) 4-Bromofluorobenzene				99.8	99.7	80.1-120				

6 Qc

7 Gl

8 Al

9 Sc

L865458-05 Original Sample (OS) • Matrix Spike (MS) • Matrix Spike Duplicate (MSD)

(OS) L865458-05 10/17/16 20:49 • (MS) R3171224-4 10/17/16 19:45 • (MSD) R3171224-5 10/17/16 20:06

Analyte	Spike Amount	Original Result	MS Result	MSD Result	MS Rec.	MSD Rec.	Dilution	Rec. Limits	MS Qualifier	MSD Qualifier	RPD	RPD Limits
Benzene	25.0	830	991	999	64.4	67.4	10	58.6-133			0.760	20
Naphthalene	25.0	314	476	488	64.6	69.3	10	61.8-143			2.41	20
(S) Toluene-d8					106	108		90.0-115				
(S) Dibromofluoromethane					92.0	92.1		79.0-121				
(S) a,a,a-Trifluorotoluene					97.7	98.0		90.4-116				
(S) 4-Bromofluorobenzene					96.4	99.4		80.1-120				



Method Blank (MB)

(MB) R3170671-1 10/13/16 11:44

Analyte	MB Result	MB Qualifier	MB MDL	MB RDL
	ug/l		ug/l	ug/l
Diesel Range Organics (DRO)	U		83.3	250
Residual Range Organics (RRO)	U		167	500
<i>(S) o-Terphenyl</i>	115			64.0-146

Laboratory Control Sample (LCS) • Laboratory Control Sample Duplicate (LCSD)

(LCS) R3170671-2 10/13/16 12:01 • (LCSD) R3170671-3 10/13/16 12:17

Analyte	Spike Amount	LCS Result	LCSD Result	LCS Rec.	LCSD Rec.	Rec. Limits	LCS Qualifier	LCSD Qualifier	RPD	RPD Limits
	ug/l	ug/l	ug/l	%	%	%			%	%
Diesel Range Organics (DRO)	750	827	860	110	115	50.0-150			3.95	20
Residual Range Organics (RRO)	750	716	750	95.4	100	50.0-150			4.63	20
<i>(S) o-Terphenyl</i>				112	116	64.0-146				

1 Cp

2 Tc

3 Ss

4 Cn

5 Sr

6 Qc

7 Gl

8 Al

9 Sc



Method Blank (MB)

(MB) R3170955-3 10/14/16 12:18

Analyte	MB Result	MB Qualifier	MB MDL	MB RDL
	ug/l		ug/l	ug/l
Benzo(a)anthracene	U		0.00410	0.0500
Benzo(a)pyrene	U		0.0116	0.0500
Benzo(b)fluoranthene	0.00537	J	0.00212	0.0500
Benzo(k)fluoranthene	U		0.0136	0.0500
Chrysene	U		0.0108	0.0500
Dibenz(a,h)anthracene	U		0.00396	0.0500
Indeno(1,2,3-cd)pyrene	U		0.0148	0.0500
(S) Nitrobenzene-d5	80.8			33.8-179
(S) 2-Fluorobiphenyl	88.2			55.5-150
(S) p-Terphenyl-d14	86.5			46.2-163

Laboratory Control Sample (LCS) • Laboratory Control Sample Duplicate (LCSD)

(LCS) R3170955-1 10/14/16 11:32 • (LCSD) R3170955-2 10/14/16 11:55

Analyte	Spike Amount	LCS Result	LCSD Result	LCS Rec.	LCSD Rec.	Rec. Limits	LCS Qualifier	LCSD Qualifier	RPD	RPD Limits
	ug/l	ug/l	ug/l	%	%	%			%	%
Benzo(a)anthracene	2.00	2.02	1.96	101	97.8	63.1-147			3.19	20
Benzo(a)pyrene	2.00	2.21	2.15	110	107	62.2-150			2.56	20
Benzo(b)fluoranthene	2.00	1.94	1.89	97.2	94.4	58.4-148			2.90	20
Benzo(k)fluoranthene	2.00	2.04	2.01	102	101	60.5-154			1.24	20
Chrysene	2.00	2.17	2.13	109	107	64.8-155			1.96	20
Dibenz(a,h)anthracene	2.00	1.67	1.61	83.6	80.7	53.5-153			3.46	20
Indeno(1,2,3-cd)pyrene	2.00	1.81	1.71	90.3	85.5	57.0-155			5.47	20
(S) Nitrobenzene-d5				87.0	81.9	33.8-179				
(S) 2-Fluorobiphenyl				91.6	90.3	55.5-150				
(S) p-Terphenyl-d14				89.8	86.9	46.2-163				

1 Cp

2 Tc

3 Ss

4 Cn

5 Sr

6 Qc

7 Gl

8 Al

9 Sc



Abbreviations and Definitions

SDG	Sample Delivery Group.
MDL	Method Detection Limit.
RDL	Reported Detection Limit.
U	Not detected at the Reporting Limit (or MDL where applicable).
RPD	Relative Percent Difference.
Original Sample	The non-spiked sample in the prep batch used to determine the Relative Percent Difference (RPD) from a quality control sample. The Original Sample may not be included within the reported SDG.
(S)	Surrogate (Surrogate Standard) - Analytes added to every blank, sample, Laboratory Control Sample/Duplicate and Matrix Spike/Duplicate; used to evaluate analytical efficiency by measuring recovery. Surrogates are not expected to be detected in all environmental media.
Rec.	Recovery.

Qualifier	Description
B	The same analyte is found in the associated blank.
J	The identification of the analyte is acceptable; the reported value is an estimate.
J7	Surrogate recovery cannot be used for control limit evaluation due to dilution.

¹ Cp

² Tc

³ Ss

⁴ Cn

⁵ Sr

⁶ Qc

⁷ Gl

⁸ Al

⁹ Sc

ACCREDITATIONS & LOCATIONS

ONE LAB. NATIONWIDE.



ESC Lab Sciences is the only environmental laboratory accredited/certified to support your work nationwide from one location. One phone call, one point of contact, one laboratory. No other lab is as accessible or prepared to handle your needs throughout the country. Our capacity and capability from our single location laboratory is comparable to the collective totals of the network laboratories in our industry. The most significant benefit to our “one location” design is the design of our laboratory campus. The model is conducive to accelerated productivity, decreasing turn-around time, and preventing cross contamination, thus protecting sample integrity. Our focus on premium quality and prompt service allows us to be **YOUR LAB OF CHOICE**.

* Not all certifications held by the laboratory are applicable to the results reported in the attached report.

State Accreditations

Alabama	40660	Nevada	TN-03-2002-34
Alaska	UST-080	New Hampshire	2975
Arizona	AZ0612	New Jersey–NELAP	TN002
Arkansas	88-0469	New Mexico	TN00003
California	01157CA	New York	11742
Colorado	TN00003	North Carolina	Env375
Connecticut	PH-0197	North Carolina ¹	DW21704
Florida	E87487	North Carolina ²	41
Georgia	NELAP	North Dakota	R-140
Georgia ¹	923	Ohio–VAP	CL0069
Idaho	TN00003	Oklahoma	9915
Illinois	200008	Oregon	TN200002
Indiana	C-TN-01	Pennsylvania	68-02979
Iowa	364	Rhode Island	221
Kansas	E-10277	South Carolina	84004
Kentucky ¹	90010	South Dakota	n/a
Kentucky ²	16	Tennessee ¹⁴	2006
Louisiana	AI30792	Texas	T 104704245-07-TX
Maine	TN0002	Texas ⁵	LAB0152
Maryland	324	Utah	6157585858
Massachusetts	M-TN003	Vermont	VT2006
Michigan	9958	Virginia	109
Minnesota	047-999-395	Washington	C1915
Mississippi	TN00003	West Virginia	233
Missouri	340	Wisconsin	9980939910
Montana	CERT0086	Wyoming	A2LA
Nebraska	NE-OS-15-05		

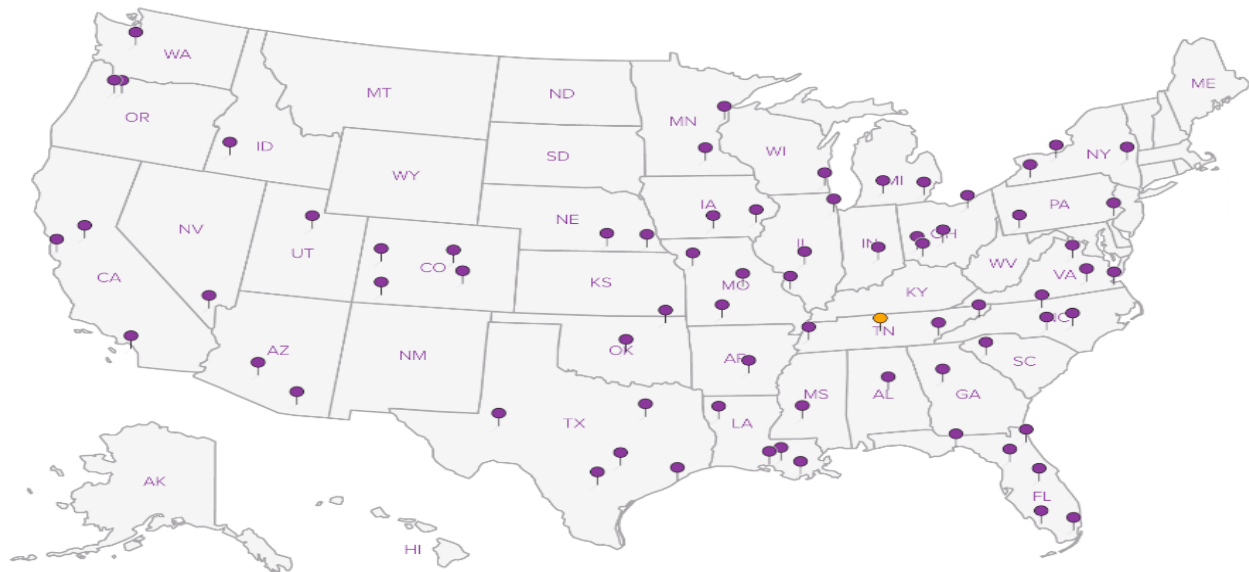
Third Party & Federal Accreditations

A2LA – ISO 17025	1461.01	AIHA	100789
A2LA – ISO 17025 ⁵	1461.02	DOD	1461.01
Canada	1461.01	USDA	S-67674
EPA–Crypto	TN00003		

¹ Drinking Water ² Underground Storage Tanks ³ Aquatic Toxicity ⁴ Chemical/Microbiological ⁵ Mold ^{n/a} Accreditation not applicable

Our Locations

ESC Lab Sciences has sixty-four client support centers that provide sample pickup and/or the delivery of sampling supplies. If you would like assistance from one of our support offices, please contact our main office. **ESC Lab Sciences performs all testing at our central laboratory.**



SLR International Corp - Bothell, WA

Sample Delivery Group: L887202
Samples Received: 02/01/2017
Project Number: 108.00228.00048
Description: Former E.A. Nord Inc. as and through HS Successor
Veld-Wen I

Report To: Chris Lee
22118 20th Avenue SE
Suite G202
Bothell, WA 98021

Entire Report Reviewed By:



Brian Ford
Technical Service Representative

Results relate only to the items tested or calibrated and are reported as rounded values. This test report shall not be reproduced, except in full, without written approval of the laboratory. Where applicable, sampling conducted by ESC is performed per guidance provided in laboratory standard operating procedures: 060302, 060303, and 060304.



¹ Cp: Cover Page	1	
² Tc: Table of Contents	2	
³ Ss: Sample Summary	3	
⁴ Cn: Case Narrative	5	
⁵ Sr: Sample Results	6	
MW-5-0117 L887202-01	6	
MW-8A-0117 L887202-02	7	
MW-8B-0117 L887202-03	8	
MW-10A-0117 L887202-04	9	
MW-10B-0117 L887202-05	10	
MW-1-0117 L887202-06	11	
MW-3-0117 L887202-07	12	
MW-4-0117 L887202-08	13	
MW-6-0117 L887202-09	14	
MW-7-0117 L887202-10	15	
MW-9A-0117 L887202-11	16	
MW-9B-0117 L887202-12	17	
⁶ Qc: Quality Control Summary	18	
Volatile Organic Compounds (GC/MS) by Method 8260C	18	
Semi-Volatile Organic Compounds (GC) by Method NWTPHDX	19	
Semi Volatile Organic Compounds (GC/MS) by Method 8270D-SIM	20	
⁷ Gl: Glossary of Terms	21	
⁸ Al: Accreditations & Locations	22	
⁹ Sc: Chain of Custody	23	

SAMPLE SUMMARY



MW-5-0117 L887202-01 GW

			Collected by	Collected date/time	Received date/time
			Rachel Kane	01/30/17 14:34	02/01/17 09:00
Method	Batch	Dilution	Preparation date/time	Analysis date/time	Analyst
Semi Volatile Organic Compounds (GC/MS) by Method 8270D-SIM	WG948603	1	02/01/17 16:41	02/02/17 08:00	FMB
Semi-Volatile Organic Compounds (GC) by Method NWTPHDX	WG948587	1	02/01/17 16:47	02/02/17 14:54	TRF
Volatile Organic Compounds (GC/MS) by Method 8260C	WG948912	1	02/03/17 15:36	02/03/17 15:36	ACG

- 1 Cp
- 2 Tc
- 3 Ss
- 4 Cn

MW-8A-0117 L887202-02 GW

			Collected by	Collected date/time	Received date/time
			Rachel Kane	01/31/17 11:24	02/01/17 09:00
Method	Batch	Dilution	Preparation date/time	Analysis date/time	Analyst
Semi Volatile Organic Compounds (GC/MS) by Method 8270D-SIM	WG948603	400	02/01/17 16:41	02/08/17 11:55	FMB
Semi-Volatile Organic Compounds (GC) by Method NWTPHDX	WG948587	20	02/01/17 16:47	02/02/17 18:11	TRF
Volatile Organic Compounds (GC/MS) by Method 8260C	WG948912	250	02/03/17 17:52	02/03/17 17:52	ACG

- 5 Sr
- 6 Qc
- 7 Gl
- 8 Al

MW-8B-0117 L887202-03 GW

			Collected by	Collected date/time	Received date/time
			Rachel Kane	01/31/17 10:48	02/01/17 09:00
Method	Batch	Dilution	Preparation date/time	Analysis date/time	Analyst
Semi Volatile Organic Compounds (GC/MS) by Method 8270D-SIM	WG948603	2	02/01/17 16:41	02/02/17 08:22	FMB
Semi-Volatile Organic Compounds (GC) by Method NWTPHDX	WG948587	20	02/01/17 16:47	02/03/17 14:53	TRF
Semi-Volatile Organic Compounds (GC) by Method NWTPHDX	WG948587	5	02/01/17 16:47	02/02/17 17:38	TRF
Volatile Organic Compounds (GC/MS) by Method 8260C	WG948912	100	02/03/17 18:07	02/03/17 18:07	ACG

- 9 Sc

MW-10A-0117 L887202-04 GW

			Collected by	Collected date/time	Received date/time
			Rachel Kane	01/30/17 15:02	02/01/17 09:00
Method	Batch	Dilution	Preparation date/time	Analysis date/time	Analyst
Semi Volatile Organic Compounds (GC/MS) by Method 8270D-SIM	WG948603	500	02/01/17 16:41	02/08/17 12:17	FMB
Semi-Volatile Organic Compounds (GC) by Method NWTPHDX	WG948587	5	02/01/17 16:47	02/02/17 17:22	TRF
Volatile Organic Compounds (GC/MS) by Method 8260C	WG948912	1	02/03/17 15:51	02/03/17 15:51	ACG
Volatile Organic Compounds (GC/MS) by Method 8260C	WG948912	25	02/07/17 23:17	02/07/17 23:17	ACG

MW-10B-0117 L887202-05 GW

			Collected by	Collected date/time	Received date/time
			Rachel Kane	01/30/17 12:39	02/01/17 09:00
Method	Batch	Dilution	Preparation date/time	Analysis date/time	Analyst
Semi Volatile Organic Compounds (GC/MS) by Method 8270D-SIM	WG948603	1	02/01/17 16:41	02/02/17 08:52	FMB
Semi-Volatile Organic Compounds (GC) by Method NWTPHDX	WG948587	1	02/01/17 16:47	02/02/17 15:10	TRF
Volatile Organic Compounds (GC/MS) by Method 8260C	WG948912	1	02/03/17 16:07	02/03/17 16:07	ACG
Volatile Organic Compounds (GC/MS) by Method 8260C	WG948912	20	02/07/17 23:30	02/07/17 23:30	ACG

MW-1-0117 L887202-06 GW

			Collected by	Collected date/time	Received date/time
			Rachel Kane	01/30/17 16:11	02/01/17 09:00
Method	Batch	Dilution	Preparation date/time	Analysis date/time	Analyst
Semi-Volatile Organic Compounds (GC) by Method NWTPHDX	WG948587	1	02/01/17 16:47	02/02/17 15:27	TRF

SAMPLE SUMMARY



MW-3-0117 L887202-07 GW

Collected by Rachel Kane
Collected date/time 01/30/17 15:38
Received date/time 02/01/17 09:00

Method	Batch	Dilution	Preparation date/time	Analysis date/time	Analyst
Semi-Volatile Organic Compounds (GC) by Method NWTPHDX	WG948587	1	02/01/17 16:47	02/02/17 15:43	TRF

1
Cp

2
Tc

3
Ss

MW-4-0117 L887202-08 GW

Collected by Rachel Kane
Collected date/time 01/31/17 09:21
Received date/time 02/01/17 09:00

Method	Batch	Dilution	Preparation date/time	Analysis date/time	Analyst
Semi-Volatile Organic Compounds (GC) by Method NWTPHDX	WG948587	1	02/01/17 16:47	02/02/17 15:59	TRF

4
Cn

5
Sr

MW-6-0117 L887202-09 GW

Collected by Rachel Kane
Collected date/time 01/31/17 08:46
Received date/time 02/01/17 09:00

Method	Batch	Dilution	Preparation date/time	Analysis date/time	Analyst
Semi Volatile Organic Compounds (GC/MS) by Method 8270D-SIM	WG948603	2	02/01/17 16:41	02/02/17 09:14	FMB
Semi-Volatile Organic Compounds (GC) by Method NWTPHDX	WG948587	1	02/01/17 16:47	02/02/17 16:16	TRF

6
Qc

7
Gl

8
Al

MW-7-0117 L887202-10 GW

Collected by Rachel Kane
Collected date/time 01/31/17 08:08
Received date/time 02/01/17 09:00

Method	Batch	Dilution	Preparation date/time	Analysis date/time	Analyst
Semi Volatile Organic Compounds (GC/MS) by Method 8270D-SIM	WG948603	1	02/01/17 16:41	02/02/17 09:36	FMB
Semi-Volatile Organic Compounds (GC) by Method NWTPHDX	WG948587	1	02/01/17 16:47	02/02/17 16:32	TRF

9
Sc

MW-9A-0117 L887202-11 GW

Collected by Rachel Kane
Collected date/time 01/30/17 13:49
Received date/time 02/01/17 09:00

Method	Batch	Dilution	Preparation date/time	Analysis date/time	Analyst
Semi Volatile Organic Compounds (GC/MS) by Method 8270D-SIM	WG948603	1	02/01/17 16:41	02/02/17 09:57	FMB
Semi-Volatile Organic Compounds (GC) by Method NWTPHDX	WG948587	1	02/01/17 16:47	02/02/17 16:49	TRF

MW-9B-0117 L887202-12 GW

Collected by Rachel Kane
Collected date/time 01/30/17 13:29
Received date/time 02/01/17 09:00

Method	Batch	Dilution	Preparation date/time	Analysis date/time	Analyst
Semi Volatile Organic Compounds (GC/MS) by Method 8270D-SIM	WG948603	1	02/01/17 16:41	02/02/17 10:19	FMB
Semi-Volatile Organic Compounds (GC) by Method NWTPHDX	WG948587	1	02/01/17 16:47	02/02/17 17:05	TRF



All sample aliquots were received at the correct temperature, in the proper containers, with the appropriate preservatives, and within method specified holding times. All MDL (LOD) and RDL (LOQ) values reported for environmental samples have been corrected for the dilution factor used in the analysis. All Method and Batch Quality Control are within established criteria except where addressed in this case narrative, a non-conformance form or properly qualified within the sample results. By my digital signature below, I affirm to the best of my knowledge, all problems/anomalies observed by the laboratory as having the potential to affect the quality of the data have been identified by the laboratory, and no information or data have been knowingly withheld that would affect the quality of the data.

Brian Ford
Technical Service Representative

¹ Cp

² Tc

³ Ss

⁴ Cn

⁵ Sr

⁶ Qc

⁷ Gl

⁸ Al

⁹ Sc



Volatile Organic Compounds (GC/MS) by Method 8260C

Analyte	Result	Qualifier	MDL	RDL	Dilution	Analysis	Batch
	ug/l		ug/l	ug/l		date / time	
Benzene	U		0.331	1.00	1	02/03/2017 15:36	WG948912
Naphthalene	81.2		1.00	5.00	1	02/03/2017 15:36	WG948912
(S) Toluene-d8	105			80.0-120		02/03/2017 15:36	WG948912
(S) Dibromofluoromethane	97.4			76.0-123		02/03/2017 15:36	WG948912
(S) a,a,a-Trifluorotoluene	101			80.0-120		02/03/2017 15:36	WG948912
(S) 4-Bromofluorobenzene	97.2			80.0-120		02/03/2017 15:36	WG948912

- 1 Cp
- 2 Tc
- 3 Ss
- 4 Cn

Semi-Volatile Organic Compounds (GC) by Method NWTPHDX

Analyte	Result	Qualifier	MDL	RDL	Dilution	Analysis	Batch
	ug/l		ug/l	ug/l		date / time	
Diesel Range Organics (DRO)	848		82.5	250	1	02/02/2017 14:54	WG948587
Residual Range Organics (RRO)	565		165	500	1	02/02/2017 14:54	WG948587
(S) o-Terphenyl	124			52.0-156		02/02/2017 14:54	WG948587

- 5 Sr
- 6 Qc
- 7 Gl

Semi Volatile Organic Compounds (GC/MS) by Method 8270D-SIM

Analyte	Result	Qualifier	MDL	RDL	Dilution	Analysis	Batch
	ug/l		ug/l	ug/l		date / time	
Benzo(a)anthracene	22.8		0.00410	0.0500	1	02/02/2017 08:00	WG948603
Benzo(a)pyrene	12.7		0.0116	0.0500	1	02/02/2017 08:00	WG948603
Benzo(b)fluoranthene	16.9		0.00212	0.0500	1	02/02/2017 08:00	WG948603
Benzo(k)fluoranthene	6.97		0.0136	0.0500	1	02/02/2017 08:00	WG948603
Chrysene	19.3		0.0108	0.0500	1	02/02/2017 08:00	WG948603
Dibenz(a,h)anthracene	U		0.00396	0.0500	1	02/02/2017 08:00	WG948603
Indeno(1,2,3-cd)pyrene	4.78		0.0148	0.0500	1	02/02/2017 08:00	WG948603
(S) Nitrobenzene-d5	88.4			31.0-160		02/02/2017 08:00	WG948603
(S) 2-Fluorobiphenyl	106			48.0-148		02/02/2017 08:00	WG948603
(S) p-Terphenyl-d14	107			37.0-146		02/02/2017 08:00	WG948603

- 8 Al
- 9 Sc



Volatile Organic Compounds (GC/MS) by Method 8260C

Analyte	Result	Qualifier	MDL	RDL	Dilution	Analysis	Batch
	ug/l		ug/l	ug/l		date / time	
Benzene	U		82.8	250	250	02/03/2017 17:52	WG948912
Naphthalene	12700		250	1250	250	02/03/2017 17:52	WG948912
(S) Toluene-d8	111			80.0-120		02/03/2017 17:52	WG948912
(S) Dibromofluoromethane	90.0			76.0-123		02/03/2017 17:52	WG948912
(S) a,a,a-Trifluorotoluene	109			80.0-120		02/03/2017 17:52	WG948912
(S) 4-Bromofluorobenzene	85.4			80.0-120		02/03/2017 17:52	WG948912

- 1 Cp
- 2 Tc
- 3 Ss
- 4 Cn
- 5 Sr
- 6 Qc
- 7 Gl
- 8 Al
- 9 Sc

Sample Narrative:

8260C L887202-02 WG948912: Non-target compounds too high to run at a lower dilution.

Semi-Volatile Organic Compounds (GC) by Method NWTPHDX

Analyte	Result	Qualifier	MDL	RDL	Dilution	Analysis	Batch
	ug/l		ug/l	ug/l		date / time	
Diesel Range Organics (DRO)	59200		1650	5000	20	02/02/2017 18:11	WG948587
Residual Range Organics (RRO)	11200		3300	10000	20	02/02/2017 18:11	WG948587
(S) o-Terphenyl	73.1	J7		52.0-156		02/02/2017 18:11	WG948587

Semi Volatile Organic Compounds (GC/MS) by Method 8270D-SIM

Analyte	Result	Qualifier	MDL	RDL	Dilution	Analysis	Batch
	ug/l		ug/l	ug/l		date / time	
Benzo(a)anthracene	2020		1.64	20.0	400	02/08/2017 11:55	WG948603
Benzo(a)pyrene	1110		4.64	20.0	400	02/08/2017 11:55	WG948603
Benzo(b)fluoranthene	1580		0.848	20.0	400	02/08/2017 11:55	WG948603
Benzo(k)fluoranthene	533		5.44	20.0	400	02/08/2017 11:55	WG948603
Chrysene	1300		4.32	20.0	400	02/08/2017 11:55	WG948603
Dibenz(a,h)anthracene	20.7		1.58	20.0	400	02/08/2017 11:55	WG948603
Indeno(1,2,3-cd)pyrene	426		5.92	20.0	400	02/08/2017 11:55	WG948603
(S) Nitrobenzene-d5	15.1	J7		31.0-160		02/08/2017 11:55	WG948603
(S) 2-Fluorobiphenyl	111	J7		48.0-148		02/08/2017 11:55	WG948603
(S) p-Terphenyl-d14	324	J7		37.0-146		02/08/2017 11:55	WG948603

Sample Narrative:

8270D-SIM L887202-02 WG948603: Dilution due to matrix



Volatile Organic Compounds (GC/MS) by Method 8260C

Analyte	Result	Qualifier	MDL	RDL	Dilution	Analysis	Batch
	ug/l		ug/l	ug/l		date / time	
Benzene	111		33.1	100	100	02/03/2017 18:07	WG948912
Naphthalene	12600		100	500	100	02/03/2017 18:07	WG948912
(S) Toluene-d8	104			80.0-120		02/03/2017 18:07	WG948912
(S) Dibromofluoromethane	96.3			76.0-123		02/03/2017 18:07	WG948912
(S) a,a,a-Trifluorotoluene	100			80.0-120		02/03/2017 18:07	WG948912
(S) 4-Bromofluorobenzene	91.1			80.0-120		02/03/2017 18:07	WG948912

- 1 Cp
- 2 Tc
- 3 Ss
- 4 Cn
- 5 Sr
- 6 Qc
- 7 Gl
- 8 Al
- 9 Sc

Semi-Volatile Organic Compounds (GC) by Method NWTPHDX

Analyte	Result	Qualifier	MDL	RDL	Dilution	Analysis	Batch
	ug/l		ug/l	ug/l		date / time	
Diesel Range Organics (DRO)	59500		1650	5000	20	02/03/2017 14:53	WG948587
Residual Range Organics (RRO)	4650		825	2500	5	02/02/2017 17:38	WG948587
(S) o-Terphenyl	168	<u>J7</u>		52.0-156		02/03/2017 14:53	WG948587
(S) o-Terphenyl	46.5	<u>J2</u>		52.0-156		02/02/2017 17:38	WG948587

Semi Volatile Organic Compounds (GC/MS) by Method 8270D-SIM

Analyte	Result	Qualifier	MDL	RDL	Dilution	Analysis	Batch
	ug/l		ug/l	ug/l		date / time	
Benzo(a)anthracene	23.9		0.00820	0.100	2	02/02/2017 08:22	WG948603
Benzo(a)pyrene	12.6		0.0232	0.100	2	02/02/2017 08:22	WG948603
Benzo(b)fluoranthene	16.7		0.00424	0.100	2	02/02/2017 08:22	WG948603
Benzo(k)fluoranthene	6.72		0.0272	0.100	2	02/02/2017 08:22	WG948603
Chrysene	18.5		0.0216	0.100	2	02/02/2017 08:22	WG948603
Dibenz(a,h)anthracene	U		0.00792	0.100	2	02/02/2017 08:22	WG948603
Indeno(1,2,3-cd)pyrene	5.14		0.0296	0.100	2	02/02/2017 08:22	WG948603
(S) Nitrobenzene-d5	2.02	<u>J2</u>		31.0-160		02/02/2017 08:22	WG948603
(S) 2-Fluorobiphenyl	95.9			48.0-148		02/02/2017 08:22	WG948603
(S) p-Terphenyl-d14	103			37.0-146		02/02/2017 08:22	WG948603



Volatile Organic Compounds (GC/MS) by Method 8260C

Analyte	Result	Qualifier	MDL	RDL	Dilution	Analysis	Batch
	ug/l		ug/l	ug/l		date / time	
Benzene	10.7		0.331	1.00	1	02/03/2017 15:51	WG948912
Naphthalene	3800		25.0	125	25	02/07/2017 23:17	WG948912
(S) Toluene-d8	102			80.0-120		02/03/2017 15:51	WG948912
(S) Toluene-d8	100			80.0-120		02/07/2017 23:17	WG948912
(S) Dibromofluoromethane	97.3			76.0-123		02/03/2017 15:51	WG948912
(S) Dibromofluoromethane	98.1			76.0-123		02/07/2017 23:17	WG948912
(S) a,a,a-Trifluorotoluene	102			80.0-120		02/07/2017 23:17	WG948912
(S) a,a,a-Trifluorotoluene	100			80.0-120		02/03/2017 15:51	WG948912
(S) 4-Bromofluorobenzene	98.9			80.0-120		02/03/2017 15:51	WG948912
(S) 4-Bromofluorobenzene	101			80.0-120		02/07/2017 23:17	WG948912

- 1 Cp
- 2 Tc
- 3 Ss
- 4 Cn
- 5 Sr
- 6 Qc
- 7 Gl
- 8 Al
- 9 Sc

Semi-Volatile Organic Compounds (GC) by Method NWTPHDX

Analyte	Result	Qualifier	MDL	RDL	Dilution	Analysis	Batch
	ug/l		ug/l	ug/l		date / time	
Diesel Range Organics (DRO)	11000		412	1250	5	02/02/2017 17:22	WG948587
Residual Range Organics (RRO)	1930	J	825	2500	5	02/02/2017 17:22	WG948587
(S) o-Terphenyl	235	J1		52.0-156		02/02/2017 17:22	WG948587

Sample Narrative:

NWTPHDX L887202-04 WG948587: Dilution due to matrix

Semi Volatile Organic Compounds (GC/MS) by Method 8270D-SIM

Analyte	Result	Qualifier	MDL	RDL	Dilution	Analysis	Batch
	ug/l		ug/l	ug/l		date / time	
Benzo(a)anthracene	35.2		2.05	25.0	500	02/08/2017 12:17	WG948603
Benzo(a)pyrene	14.3	J	5.80	25.0	500	02/08/2017 12:17	WG948603
Benzo(b)fluoranthene	26.3		1.06	25.0	500	02/08/2017 12:17	WG948603
Benzo(k)fluoranthene	13.2	J	6.80	25.0	500	02/08/2017 12:17	WG948603
Chrysene	33.7		5.40	25.0	500	02/08/2017 12:17	WG948603
Dibenz(a,h)anthracene	U		1.98	25.0	500	02/08/2017 12:17	WG948603
Indeno(1,2,3-cd)pyrene	U		7.40	25.0	500	02/08/2017 12:17	WG948603
(S) Nitrobenzene-d5	13.4	J7		31.0-160		02/08/2017 12:17	WG948603
(S) 2-Fluorobiphenyl	119	J7		48.0-148		02/08/2017 12:17	WG948603
(S) p-Terphenyl-d14	120	J7		37.0-146		02/08/2017 12:17	WG948603



Volatile Organic Compounds (GC/MS) by Method 8260C

Analyte	Result	Qualifier	MDL	RDL	Dilution	Analysis	Batch
	ug/l		ug/l	ug/l		date / time	
Benzene	U		0.331	1.00	1	02/03/2017 16:07	WG948912
Naphthalene	315		20.0	100	20	02/07/2017 23:30	WG948912
(S) Toluene-d8	100			80.0-120		02/07/2017 23:30	WG948912
(S) Toluene-d8	103			80.0-120		02/03/2017 16:07	WG948912
(S) Dibromofluoromethane	95.8			76.0-123		02/07/2017 23:30	WG948912
(S) Dibromofluoromethane	96.6			76.0-123		02/03/2017 16:07	WG948912
(S) a,a,a-Trifluorotoluene	100			80.0-120		02/03/2017 16:07	WG948912
(S) a,a,a-Trifluorotoluene	102			80.0-120		02/07/2017 23:30	WG948912
(S) 4-Bromofluorobenzene	96.4			80.0-120		02/03/2017 16:07	WG948912
(S) 4-Bromofluorobenzene	100			80.0-120		02/07/2017 23:30	WG948912

- 1 Cp
- 2 Tc
- 3 Ss
- 4 Cn
- 5 Sr
- 6 Qc
- 7 Gl
- 8 Al
- 9 Sc

Semi-Volatile Organic Compounds (GC) by Method NWTPHDX

Analyte	Result	Qualifier	MDL	RDL	Dilution	Analysis	Batch
	ug/l		ug/l	ug/l		date / time	
Diesel Range Organics (DRO)	332		82.5	250	1	02/02/2017 15:10	WG948587
Residual Range Organics (RRO)	U		165	500	1	02/02/2017 15:10	WG948587
(S) o-Terphenyl	123			52.0-156		02/02/2017 15:10	WG948587

Semi Volatile Organic Compounds (GC/MS) by Method 8270D-SIM

Analyte	Result	Qualifier	MDL	RDL	Dilution	Analysis	Batch
	ug/l		ug/l	ug/l		date / time	
Benzo(a)anthracene	1.70		0.00410	0.0500	1	02/02/2017 08:52	WG948603
Benzo(a)pyrene	0.624		0.0116	0.0500	1	02/02/2017 08:52	WG948603
Benzo(b)fluoranthene	0.877		0.00212	0.0500	1	02/02/2017 08:52	WG948603
Benzo(k)fluoranthene	0.332		0.0136	0.0500	1	02/02/2017 08:52	WG948603
Chrysene	1.24		0.0108	0.0500	1	02/02/2017 08:52	WG948603
Dibenz(a,h)anthracene	U		0.00396	0.0500	1	02/02/2017 08:52	WG948603
Indeno(1,2,3-cd)pyrene	0.210		0.0148	0.0500	1	02/02/2017 08:52	WG948603
(S) Nitrobenzene-d5	86.3			31.0-160		02/02/2017 08:52	WG948603
(S) 2-Fluorobiphenyl	107			48.0-148		02/02/2017 08:52	WG948603
(S) p-Terphenyl-d14	98.4			37.0-146		02/02/2017 08:52	WG948603



Semi-Volatile Organic Compounds (GC) by Method NWTPHDX

Analyte	Result ug/l	Qualifier	MDL ug/l	RDL ug/l	Dilution	Analysis date / time	Batch
Diesel Range Organics (DRO)	255		82.5	250	1	02/02/2017 15:27	WG948587
Residual Range Organics (RRO)	342	J	165	500	1	02/02/2017 15:27	WG948587
(S) o-Terphenyl	118			52.0-156		02/02/2017 15:27	WG948587

1 Cp

2 Tc

3 Ss

4 Cn

5 Sr

6 Qc

7 Gl

8 Al

9 Sc



Semi-Volatile Organic Compounds (GC) by Method NWTPHDX

Analyte	Result ug/l	Qualifier	MDL ug/l	RDL ug/l	Dilution	Analysis date / time	Batch
Diesel Range Organics (DRO)	U		82.5	250	1	02/02/2017 15:43	WG948587
Residual Range Organics (RRO)	U		165	500	1	02/02/2017 15:43	WG948587
(S) o-Terphenyl	115			52.0-156		02/02/2017 15:43	WG948587

¹ Cp

² Tc

³ Ss

⁴ Cn

⁵ Sr

⁶ Qc

⁷ Gl

⁸ Al

⁹ Sc



Semi-Volatile Organic Compounds (GC) by Method NWTPHDX

Analyte	Result	Qualifier	MDL	RDL	Dilution	Analysis	Batch
	ug/l		ug/l	ug/l		date / time	
Diesel Range Organics (DRO)	U		82.5	250	1	02/02/2017 15:59	WG948587
Residual Range Organics (RRO)	U		165	500	1	02/02/2017 15:59	WG948587
(S) o-Terphenyl	113			52.0-156		02/02/2017 15:59	WG948587

¹ Cp

² Tc

³ Ss

⁴ Cn

⁵ Sr

⁶ Qc

⁷ Gl

⁸ Al

⁹ Sc



Semi-Volatile Organic Compounds (GC) by Method NWTPHDX

Analyte	Result	Qualifier	MDL	RDL	Dilution	Analysis	Batch
	ug/l		ug/l	ug/l		date / time	
Diesel Range Organics (DRO)	U		82.5	250	1	02/02/2017 16:16	WG948587
Residual Range Organics (RRO)	173	J	165	500	1	02/02/2017 16:16	WG948587
(S) o-Terphenyl	114			52.0-156		02/02/2017 16:16	WG948587

- 1 Cp
- 2 Tc
- 3 Ss
- 4 Cn
- 5 Sr
- 6 Qc
- 7 Gl
- 8 Al
- 9 Sc

Semi Volatile Organic Compounds (GC/MS) by Method 8270D-SIM

Analyte	Result	Qualifier	MDL	RDL	Dilution	Analysis	Batch
	ug/l		ug/l	ug/l		date / time	
Benzo(a)anthracene	U		0.00820	0.100	2	02/02/2017 09:14	WG948603
Benzo(a)pyrene	U		0.0232	0.100	2	02/02/2017 09:14	WG948603
Benzo(b)fluoranthene	0.00779	J	0.00424	0.100	2	02/02/2017 09:14	WG948603
Benzo(k)fluoranthene	U		0.0272	0.100	2	02/02/2017 09:14	WG948603
Chrysene	U		0.0216	0.100	2	02/02/2017 09:14	WG948603
Dibenz(a,h)anthracene	U		0.00792	0.100	2	02/02/2017 09:14	WG948603
Indeno(1,2,3-cd)pyrene	U		0.0296	0.100	2	02/02/2017 09:14	WG948603
(S) Nitrobenzene-d5	78.3			31.0-160		02/02/2017 09:14	WG948603
(S) 2-Fluorobiphenyl	97.1			48.0-148		02/02/2017 09:14	WG948603
(S) p-Terphenyl-d14	85.5			37.0-146		02/02/2017 09:14	WG948603



Semi-Volatile Organic Compounds (GC) by Method NWTPHDX

Analyte	Result ug/l	Qualifier	MDL ug/l	RDL ug/l	Dilution	Analysis date / time	Batch
Diesel Range Organics (DRO)	95.7	J	82.5	250	1	02/02/2017 16:32	WG948587
Residual Range Organics (RRO)	180	J	165	500	1	02/02/2017 16:32	WG948587
(S) o-Terphenyl	114			52.0-156		02/02/2017 16:32	WG948587

1 Cp

2 Tc

3 Ss

Semi Volatile Organic Compounds (GC/MS) by Method 8270D-SIM

Analyte	Result ug/l	Qualifier	MDL ug/l	RDL ug/l	Dilution	Analysis date / time	Batch
Benzo(a)anthracene	U		0.00410	0.0500	1	02/02/2017 09:36	WG948603
Benzo(a)pyrene	U		0.0116	0.0500	1	02/02/2017 09:36	WG948603
Benzo(b)fluoranthene	0.00337	J	0.00212	0.0500	1	02/02/2017 09:36	WG948603
Benzo(k)fluoranthene	U		0.0136	0.0500	1	02/02/2017 09:36	WG948603
Chrysene	U		0.0108	0.0500	1	02/02/2017 09:36	WG948603
Dibenz(a,h)anthracene	U		0.00396	0.0500	1	02/02/2017 09:36	WG948603
Indeno(1,2,3-cd)pyrene	U		0.0148	0.0500	1	02/02/2017 09:36	WG948603
(S) Nitrobenzene-d5	89.3			31.0-160		02/02/2017 09:36	WG948603
(S) 2-Fluorobiphenyl	111			48.0-148		02/02/2017 09:36	WG948603
(S) p-Terphenyl-d14	100			37.0-146		02/02/2017 09:36	WG948603

4 Cn

5 Sr

6 Qc

7 Gl

8 Al

9 Sc



Semi-Volatile Organic Compounds (GC) by Method NWTPHDX

Analyte	Result	Qualifier	MDL	RDL	Dilution	Analysis	Batch
	ug/l		ug/l	ug/l		date / time	
Diesel Range Organics (DRO)	106	J	82.5	250	1	02/02/2017 16:49	WG948587
Residual Range Organics (RRO)	U		165	500	1	02/02/2017 16:49	WG948587
(S) o-Terphenyl	117			52.0-156		02/02/2017 16:49	WG948587

- 1 Cp
- 2 Tc
- 3 Ss
- 4 Cn
- 5 Sr
- 6 Qc
- 7 Gl
- 8 Al
- 9 Sc

Semi Volatile Organic Compounds (GC/MS) by Method 8270D-SIM

Analyte	Result	Qualifier	MDL	RDL	Dilution	Analysis	Batch
	ug/l		ug/l	ug/l		date / time	
Benzo(a)anthracene	0.0598		0.00410	0.0500	1	02/02/2017 09:57	WG948603
Benzo(a)pyrene	0.0306	J	0.0116	0.0500	1	02/02/2017 09:57	WG948603
Benzo(b)fluoranthene	0.0472	J	0.00212	0.0500	1	02/02/2017 09:57	WG948603
Benzo(k)fluoranthene	0.0155	J	0.0136	0.0500	1	02/02/2017 09:57	WG948603
Chrysene	0.0607		0.0108	0.0500	1	02/02/2017 09:57	WG948603
Dibenz(a,h)anthracene	U		0.00396	0.0500	1	02/02/2017 09:57	WG948603
Indeno(1,2,3-cd)pyrene	0.0173	J	0.0148	0.0500	1	02/02/2017 09:57	WG948603
(S) Nitrobenzene-d5	90.1			31.0-160		02/02/2017 09:57	WG948603
(S) 2-Fluorobiphenyl	112			48.0-148		02/02/2017 09:57	WG948603
(S) p-Terphenyl-d14	102			37.0-146		02/02/2017 09:57	WG948603



Semi-Volatile Organic Compounds (GC) by Method NWTPHDX

Analyte	Result	Qualifier	MDL	RDL	Dilution	Analysis	Batch
	ug/l		ug/l	ug/l		date / time	
Diesel Range Organics (DRO)	U		82.5	250	1	02/02/2017 17:05	WG948587
Residual Range Organics (RRO)	U		165	500	1	02/02/2017 17:05	WG948587
(S) o-Terphenyl	115			52.0-156		02/02/2017 17:05	WG948587

- 1 Cp
- 2 Tc
- 3 Ss
- 4 Cn
- 5 Sr
- 6 Qc
- 7 Gl
- 8 Al
- 9 Sc

Semi Volatile Organic Compounds (GC/MS) by Method 8270D-SIM

Analyte	Result	Qualifier	MDL	RDL	Dilution	Analysis	Batch
	ug/l		ug/l	ug/l		date / time	
Benzo(a)anthracene	U		0.00410	0.0500	1	02/02/2017 10:19	WG948603
Benzo(a)pyrene	U		0.0116	0.0500	1	02/02/2017 10:19	WG948603
Benzo(b)fluoranthene	0.00679	J	0.00212	0.0500	1	02/02/2017 10:19	WG948603
Benzo(k)fluoranthene	U		0.0136	0.0500	1	02/02/2017 10:19	WG948603
Chrysene	0.0123	J	0.0108	0.0500	1	02/02/2017 10:19	WG948603
Dibenz(a,h)anthracene	U		0.00396	0.0500	1	02/02/2017 10:19	WG948603
Indeno(1,2,3-cd)pyrene	U		0.0148	0.0500	1	02/02/2017 10:19	WG948603
(S) Nitrobenzene-d5	85.8			31.0-160		02/02/2017 10:19	WG948603
(S) 2-Fluorobiphenyl	111			48.0-148		02/02/2017 10:19	WG948603
(S) p-Terphenyl-d14	103			37.0-146		02/02/2017 10:19	WG948603



Method Blank (MB)

(MB) R3194733-3 02/03/17 10:19

Analyte	MB Result	MB Qualifier	MB MDL	MB RDL
	ug/l		ug/l	ug/l
Benzene	U		0.331	1.00
Naphthalene	U		1.00	5.00
(S) Toluene-d8	95.7			80.0-120
(S) Dibromofluoromethane	94.2			76.0-123
(S) a,a,a-Trifluorotoluene	97.7			80.0-120
(S) 4-Bromofluorobenzene	104			80.0-120

1 Cp

2 Tc

3 Ss

4 Cn

5 Sr

Laboratory Control Sample (LCS) • Laboratory Control Sample Duplicate (LCSD)

(LCS) R3194733-1 02/03/17 09:33 • (LCSD) R3194733-2 02/03/17 09:48

Analyte	Spike Amount	LCS Result	LCSD Result	LCS Rec.	LCSD Rec.	Rec. Limits	LCS Qualifier	LCSD Qualifier	RPD	RPD Limits
	ug/l	ug/l	ug/l	%	%	%			%	%
Benzene	25.0	24.6	23.7	98.5	95.0	69.0-123			3.64	20
Naphthalene	25.0	22.6	22.3	90.4	89.1	62.0-128			1.44	20
(S) Toluene-d8				99.7	102	80.0-120				
(S) Dibromofluoromethane				93.7	96.3	76.0-123				
(S) a,a,a-Trifluorotoluene				91.2	97.0	80.0-120				
(S) 4-Bromofluorobenzene				99.0	97.6	80.0-120				

6 Qc

7 Gl

8 Al

9 Sc

L887202-02 Original Sample (OS) • Matrix Spike (MS) • Matrix Spike Duplicate (MSD)

(OS) L887202-02 02/03/17 17:52 • (MS) R3194733-4 02/03/17 18:38 • (MSD) R3194733-5 02/03/17 18:54

Analyte	Spike Amount	Original Result	MS Result	MSD Result	MS Rec.	MSD Rec.	Dilution	Rec. Limits	MS Qualifier	MSD Qualifier	RPD	RPD Limits
	ug/l	ug/l	ug/l	ug/l	%	%		%			%	%
Benzene	25.0	U	6640	6690	106	107	250	34.0-147			0.680	20
Naphthalene	25.0	12700	20200	18900	120	99.1	250	42.0-146			6.68	24
(S) Toluene-d8					96.8	102		80.0-120				
(S) Dibromofluoromethane					89.3	90.5		76.0-123				
(S) a,a,a-Trifluorotoluene					103	102		80.0-120				
(S) 4-Bromofluorobenzene					97.9	94.6		80.0-120				



Method Blank (MB)

(MB) R3194676-1 02/02/17 12:59

Analyte	MB Result	MB Qualifier	MB MDL	MB RDL
	ug/l		ug/l	ug/l
Diesel Range Organics (DRO)	U		83.3	250
Residual Range Organics (RRO)	U		167	500
(S) o-Terphenyl	112			52.0-156

Laboratory Control Sample (LCS) • Laboratory Control Sample Duplicate (LCSD)

(LCS) R3194676-2 02/02/17 13:16 • (LCSD) R3194676-3 02/02/17 13:32

Analyte	Spike Amount	LCS Result	LCSD Result	LCS Rec.	LCSD Rec.	Rec. Limits	LCS Qualifier	LCSD Qualifier	RPD	RPD Limits
	ug/l	ug/l	ug/l	%	%	%			%	%
Diesel Range Organics (DRO)	750	960	934	128	125	50.0-150			2.68	20
Residual Range Organics (RRO)	750	799	792	106	106	50.0-150			0.830	20
(S) o-Terphenyl				126	123	52.0-156				

1 Cp

2 Tc

3 Ss

4 Cn

5 Sr

6 Qc

7 Gl

8 Al

9 Sc



Method Blank (MB)

(MB) R3194756-3 02/02/17 05:06

Analyte	MB Result ug/l	MB Qualifier	MB MDL ug/l	MB RDL ug/l
Benzo(a)anthracene	U		0.00410	0.0500
Benzo(a)pyrene	U		0.0116	0.0500
Benzo(b)fluoranthene	U		0.00212	0.0500
Benzo(k)fluoranthene	U		0.0136	0.0500
Chrysene	U		0.0108	0.0500
Dibenz(a,h)anthracene	U		0.00396	0.0500
Indeno(1,2,3-cd)pyrene	U		0.0148	0.0500
(S) Nitrobenzene-d5	75.4			55.0-111
(S) 2-Fluorobiphenyl	100			53.0-106
(S) p-Terphenyl-d14	98.6			58.0-132

1 Cp

2 Tc

3 Ss

4 Cn

5 Sr

6 Qc

7 Gl

8 Al

9 Sc

Laboratory Control Sample (LCS) • Laboratory Control Sample Duplicate (LCSD)

(LCS) R3194756-1 02/02/17 04:23 • (LCSD) R3194756-2 02/02/17 04:45

Analyte	Spike Amount ug/l	LCS Result ug/l	LCSD Result ug/l	LCS Rec. %	LCSD Rec. %	Rec. Limits %	LCS Qualifier	LCSD Qualifier	RPD %	RPD Limits %
Benzo(a)anthracene	2.00	2.05	2.15	103	107	59.0-134			4.53	20
Benzo(a)pyrene	2.00	2.13	2.20	107	110	61.0-145			3.29	20
Benzo(b)fluoranthene	2.00	2.05	2.17	103	109	57.0-136			5.65	20
Benzo(k)fluoranthene	2.00	2.12	2.13	106	106	57.0-141			0.550	20
Chrysene	2.00	2.16	2.23	108	112	63.0-140			3.21	20
Dibenz(a,h)anthracene	2.00	2.30	2.40	115	120	49.0-141			4.29	20
Indeno(1,2,3-cd)pyrene	2.00	2.29	2.34	115	117	53.0-141			2.10	20
(S) Nitrobenzene-d5				82.2	79.4	55.0-111				
(S) 2-Fluorobiphenyl				106	97.0	53.0-106				
(S) p-Terphenyl-d14				102	97.1	58.0-132				



Abbreviations and Definitions

SDG	Sample Delivery Group.
MDL	Method Detection Limit.
RDL	Reported Detection Limit.
U	Not detected at the Reporting Limit (or MDL where applicable).
RPD	Relative Percent Difference.
Original Sample	The non-spiked sample in the prep batch used to determine the Relative Percent Difference (RPD) from a quality control sample. The Original Sample may not be included within the reported SDG.
(S)	Surrogate (Surrogate Standard) - Analytes added to every blank, sample, Laboratory Control Sample/Duplicate and Matrix Spike/Duplicate; used to evaluate analytical efficiency by measuring recovery. Surrogates are not expected to be detected in all environmental media.
Rec.	Recovery.

Qualifier	Description
J	The identification of the analyte is acceptable; the reported value is an estimate.
J1	Surrogate recovery limits have been exceeded; values are outside upper control limits.
J2	Surrogate recovery limits have been exceeded; values are outside lower control limits.
J7	Surrogate recovery cannot be used for control limit evaluation due to dilution.

¹ Cp

² Tc

³ Ss

⁴ Cn

⁵ Sr

⁶ Qc

⁷ Gl

⁸ Al

⁹ Sc



ESC Lab Sciences is the only environmental laboratory accredited/certified to support your work nationwide from one location. One phone call, one point of contact, one laboratory. No other lab is as accessible or prepared to handle your needs throughout the country. Our capacity and capability from our single location laboratory is comparable to the collective totals of the network laboratories in our industry. The most significant benefit to our "one location" design is the design of our laboratory campus. The model is conducive to accelerated productivity, decreasing turn-around time, and preventing cross contamination, thus protecting sample integrity. Our focus on premium quality and prompt service allows us to be **YOUR LAB OF CHOICE**.
 * Not all certifications held by the laboratory are applicable to the results reported in the attached report.



State Accreditations

Alabama	40660	Nevada	TN-03-2002-34
Alaska	UST-080	New Hampshire	2975
Arizona	AZ0612	New Jersey–NELAP	TN002
Arkansas	88-0469	New Mexico	TN00003
California	01157CA	New York	11742
Colorado	TN00003	North Carolina	Env375
Connecticut	PH-0197	North Carolina ¹	DW21704
Florida	E87487	North Carolina ²	41
Georgia	NELAP	North Dakota	R-140
Georgia ¹	923	Ohio–VAP	CL0069
Idaho	TN00003	Oklahoma	9915
Illinois	200008	Oregon	TN200002
Indiana	C-TN-01	Pennsylvania	68-02979
Iowa	364	Rhode Island	221
Kansas	E-10277	South Carolina	84004
Kentucky ¹	90010	South Dakota	n/a
Kentucky ²	16	Tennessee ¹⁴	2006
Louisiana	AI30792	Texas	T 104704245-07-TX
Maine	TN0002	Texas ⁵	LAB0152
Maryland	324	Utah	6157585858
Massachusetts	M-TN003	Vermont	VT2006
Michigan	9958	Virginia	109
Minnesota	047-999-395	Washington	C1915
Mississippi	TN00003	West Virginia	233
Missouri	340	Wisconsin	9980939910
Montana	CERT0086	Wyoming	A2LA
Nebraska	NE-OS-15-05		

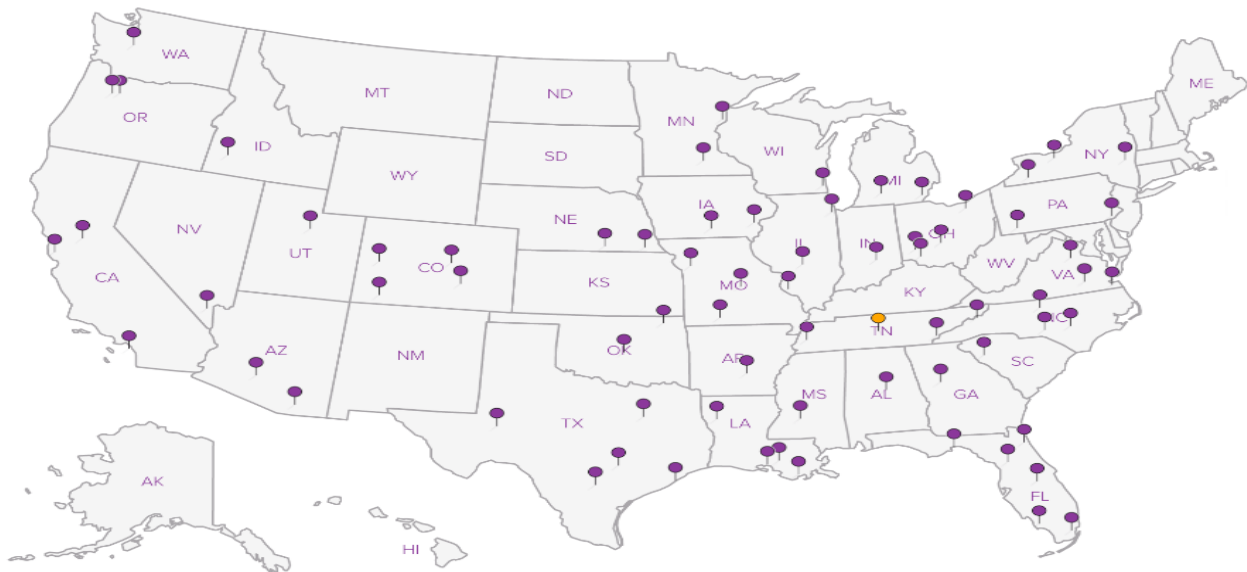
Third Party & Federal Accreditations

A2LA – ISO 17025	1461.01	AIHA	100789
A2LA – ISO 17025 ⁵	1461.02	DOD	1461.01
Canada	1461.01	USDA	S-67674
EPA–Crypto	TN00003		

¹ Drinking Water ² Underground Storage Tanks ³ Aquatic Toxicity ⁴ Chemical/Microbiological ⁵ Mold ^{n/a} Accreditation not applicable

Our Locations

ESC Lab Sciences has sixty-four client support centers that provide sample pickup and/or the delivery of sampling supplies. If you would like assistance from one of our support offices, please contact our main office. **ESC Lab Sciences performs all testing at our central laboratory.**





FINAL LAB REPORT

Prepared by

SGS NORTH AMERICA

Prepared for

This report is approved by

This document is issued by the Company under its General Conditions of Service accessible at http://www.sgs.com/terms_and_conditions.htm. Attention is drawn to the limitation of liability, indemnification and jurisdiction issues defined therein.

SGS remains committed to serving you in the most effective manner. Should you have any questions or need additional information and technical support, please do not hesitate to contact us.

The management and staff of SGS welcomes customer feedback, both positive and negative, as we continually improve our services. Please visit our web site at www.sgs.com/ultratrace and click on the 'Email Us' link or go to our survey [here](#). Thank you for choosing SGS.

Any holder of this document is advised that it is a final submission and supersedes and voids all prior reports with the same report or identification number. The information contained herein reflects the Company's findings at the time of its intervention only and within the limits of Client's instructions, if any. The Company's sole responsibility in conducting the work herein is to its Client and does not exonerate parties to a transaction from exercising all of their rights and obligations under such applicable transaction documents. This report may be reproduced in full only. The Company expressly disclaims any and all liability for the Client's use of or reliance upon the data contained herein. Any alteration, forgery or falsification of the content or appearance of this document which is not expressly authorized by the Company is unlawful and offenders may be prosecuted to the fullest extent of the law. Results reported relate only to the items tested.

PROJECT INFORMATION SUMMARY *(When applicable, see QC Annotations for details)*

Client Project
SGS Project #
Analytical Protocol(s)
No. Samples Submitted
Additional QC Sample(s)
No. Laboratory Method Blanks
No. OPRs / Batch CS3
Date Received
Condition Received
Temperature upon Receipt (°C)
Extraction within Holding Time
Analysis within Holding Time

QC ANNOTATIONS:

1. Please see Appendices attached for data qualifier/attribute and lab identifier descriptions which may be contained in the project.

APPENDIX A: GENERAL DATA QUALIFIERS / DATA ATTRIBUTES

B	The analyte was found in the method blank, at a concentration that was at least 10% of the concentration in the sample.
C	Two or more congeners co-elute. In EDDs, C denotes the lowest IUPAC congener in a co-elution group and additional co-eluters for the group are shown with the number of the lowest IUPAC co-eluter.
E	The reported concentration exceeds the calibration range (upper point of the calibration curve) and is an estimated value.
EMPC	Represents an Estimated Maximum Possible Concentration. EMPCs arise in cases where the signal/noise ratio is not sufficient for peak identification (the determined ion-abundance ratio is outside the allowed theoretical range), or where there is a co-eluting interference.
H/h	If the standard recovery is below the method or SOP specified value "H" is assigned. If the obtained value is less than half the specified value "h" is assigned.
J	Indicates that an analyte has a concentration below the reporting limit (lowest point of the calibration curve) and is an estimated value.
ND	Indicates a non-detect.
NR or R	Indicates a value that is not reportable.
PR	Due to interference, the associated congener is poorly resolved.
QI	Indicates the presence of a quantitative interference.
SI	Denotes "Single Ion Mode" and is utilized for PCBs where the secondary ion trace has a significantly elevated noise level due to background PFK. Responses for such peaks are calculated using an EMPC approach based solely on the primary ion area(s) and may be considered estimates.
U	The analyte was not detected. The estimated detection limit (EDL) may be reported for this analyte.
V	The labeled standard recovery was found to be outside of the method control limits.

APPENDIX B: DRBC/TMDL SPECIFIC DATA QUALIFIERS / DATA ATTRIBUTES

J	The reported result is an estimate. The value is less than the minimum calibration level but greater than the estimated detection limit (EDL).
U	The analyte was not detected in the sample at the estimated detection limit (EDL).
E	The reported concentration is an estimate. The value exceeds the upper calibration range (upper point of the calibration curve).
D	Dilution Data. Result was obtained from the analysis of a dilution.
B	Analyte found in the sample and associated method blank.
C	Co-eluting congener
Cxx	Co-elutes with the indicated congener, data is reported under the lowest IUPAC congener. 'Xx' denotes the IUPAC number with the lowest numerical designated congener.
NR	Analyte is not reportable because of problems in sample preparation or analysis.
V	Labeled standard recovery is not within method control limits.
X	Results from re-injection/repeat/second-column analysis.
EMPC	Estimated maximum possible concentration. Indicates that a peak is identified but did not meet the method specified ion-abundance ratio.

APPENDIX C: LAB IDENTIFIERS

AR	Indicates use of the archived portion of the sample extract.
CU	Indicates a sample that required additional clean-up prior to MS injection/processing.
D	Indicates a dilution of the sample extract. The number that follows the "D" indicates the dilution factor.
DE	Indicates a dilution performed with the addition of ES (extraction standard) solution.
DUP	Designation for a duplicate sample.
MS	Designation for a matrix spike.
MSD	Designation for a matrix spike duplicate.
RJ	Indicates a reinjection of the sample extract.
S	Indicates a sample split. The number that follows the "S" indicates the split factor.

SGS CERTIFICATIONS

Arkansas	88-0682
California (ELAP)	2914
CLIA	34D1013708
Connecticut	PH-0258
USDA Soil Permit	P330-14-00135
DoD	2726.01
Florida (Primary NELAP)	E87634
ISO 17025/IEC	2726.01
Louisiana	04115
Maine	#2014020
Massachusetts	M-NC919
Minnesota (Primary NELAP For Method 23)	Lab #037-999-459 Cert #981125
New Jersey	NC100
New York	11685
North Carolina DEQ	481
North Dakota	R-197
Oregon	NC200002
Pennsylvania	68-03675
South Carolina	Lab #99029 Cert #99029002
Texas	T104704260-13-5
US Coast Guard	16714/159.317/SGS
Virginia	Lab #460214 Cert #8171
Washington	C913
West Virginia	293

Rev. 22-Jan-2016

Sample ID: MW-6-0117

Method 1613B

Client Data		Sample Data		Laboratory Data			
Name:	SLR International Corporation	Matrix:	Aqueous	Lab Project ID:	A9630	Date Received:	01-Feb-2017
Project ID:	Everett, WA - Nord Door	Weight/Volume:	1.04 L	Lab Sample ID:	A9630_14665_DF_001	Date Extracted:	06-Feb-2017
Date Collected:	31-Jan-2017	pH:	6	QC Batch No:	14665	Date Analyzed:	10-Feb-2017
		Split:	-	Dilution:	-	Time Analyzed:	21:30:52
Analyte	Conc. (pg/L)	DL (pg/L)	EMPC (pg/L)	Qualifiers	Standard	ES Recoveries	Qualifiers
2378-TCDD	ND	1.1			ES 2378-TCDD	85.8	
12378-PeCDD	ND	2			ES 12378-PeCDD	78.9	
123478-HxCDD	ND	1.3			ES 123478-HxCDD	87.2	
123678-HxCDD	ND	1.32			ES 123678-HxCDD	91.6	
123789-HxCDD	ND	1.4			ES 123789-HxCDD	85.3	
1234678-HpCDD	ND	1.49			ES 1234678-HpCDD	80.3	
OCDD	8.94			J	ES OCDD	38.4	
2378-TCDF	ND	1.11			ES 2378-TCDF	87.9	
12378-PeCDF	ND	0.876			ES 12378-PeCDF	86.7	
23478-PeCDF	ND	0.896			ES 23478-PeCDF	84.7	
123478-HxCDF	ND	0.707			ES 123478-HxCDF	89.5	
123678-HxCDF	ND	0.717			ES 123678-HxCDF	92.4	
234678-HxCDF	ND	0.77			ES 234678-HxCDF	91.7	
123789-HxCDF	ND	1			ES 123789-HxCDF	84.8	
1234678-HpCDF	ND	0.597			ES 1234678-HpCDF	79.3	
1234789-HpCDF	ND	0.789			ES 1234789-HpCDF	81.1	
OCDF	ND	2.7			ES OCDF	55.2	
Totals					Standard	CS Recoveries	
Total TCDD	ND	1.1	ND		CS 37Cl-2378-TCDD	88.1	
Total PeCDD	ND		1.71		CS 12347-PeCDD	85.9	
Total HxCDD	ND	1.34	ND		CS 12346-PeCDF	95.9	
Total HpCDD	1.69		1.69		CS 123469-HxCDF	89.1	
					CS 1234689-HpCDF	84.7	
Total TCDF	ND	1.11	ND				
Total PeCDF	ND	0.886	ND				
Total HxCDF	ND	0.789	ND				
Total HpCDF	ND	0.687	ND				
Total PCDD/Fs	10.6		12.3				
WHO-2005 TEQs							
TEQ: ND=0	0.00268		0.00268				
TEQ: ND=DL/2	2.13	2.13	2.13				
TEQ: ND=DL	4.25	4.25	4.25				




5500 Business Drive
Wilmington, NC 28405, USA
www.us.sgs.com
Tel: +1 910 794-1613; Toll-Free 866 846-8290

Sample ID: MW-7-0117

Method 1613B

Client Data		Sample Data		Laboratory Data			
Name:	SLR International Corporation	Matrix:	Aqueous	Lab Project ID:	A9630	Date Received:	01-Feb-2017
Project ID:	Everett, WA - Nord Door	Weight/Volume:	1.04 L	Lab Sample ID:	A9630_14665_DF_002	Date Extracted:	06-Feb-2017
Date Collected:	31-Jan-2017	pH:	6	QC Batch No:	14665	Date Analyzed:	10-Feb-2017
		Split:	-	Dilution:	-	Time Analyzed:	22:17:10
Analyte	Conc. (pg/L)	DL (pg/L)	EMPC (pg/L)	Qualifiers	Standard	ES Recoveries	Qualifiers
2378-TCDD	ND	4.77			ES 2378-TCDD	86.4	
12378-PeCDD	ND	5.85			ES 12378-PeCDD	80.1	
123478-HxCDD	ND	4			ES 123478-HxCDD	81.4	
123678-HxCDD	ND	4.05			ES 123678-HxCDD	90.1	
123789-HxCDD	ND	4.23			ES 123789-HxCDD	82	
1234678-HpCDD	36.8				ES 1234678-HpCDD	82.4	
OCDD	EMPC		261		ES OCDD	44.9	
2378-TCDF	ND	3.61			ES 2378-TCDF	89	
12378-PeCDF	ND	3.95			ES 12378-PeCDF	88.1	
23478-PeCDF	ND	3.7			ES 23478-PeCDF	88.6	
123478-HxCDF	ND	2.61			ES 123478-HxCDF	82.9	
123678-HxCDF	ND	2.41			ES 123678-HxCDF	86.2	
234678-HxCDF	ND	2.64			ES 234678-HxCDF	85.1	
123789-HxCDF	ND	3.27			ES 123789-HxCDF	80.4	
1234678-HpCDF	ND	2.7			ES 1234678-HpCDF	81.5	
1234789-HpCDF	ND	3.27			ES 1234789-HpCDF	85.6	
OCDF	ND	10.7			ES OCDF	62.5	
Totals					Standard	CS Recoveries	
Total TCDD	ND	4.77	ND		CS 37Cl-2378-TCDD	88.3	
Total PeCDD	ND	5.85	ND		CS 12347-PeCDD	87.8	
Total HxCDD	ND	4.09	ND		CS 12346-PeCDF	98.8	
Total HpCDD	58.7		58.7		CS 123469-HxCDF	83	
					CS 1234689-HpCDF	83.7	
Total TCDF	ND	3.61	ND				
Total PeCDF	ND	3.82	ND				
Total HxCDF	ND	2.71	ND				
Total HpCDF	ND		5.65				
Total PCDD/Fs	58.7		326				
WHO-2005 TEQs							
TEQ: ND=0	0.368		0.446				
TEQ: ND=DL/2	7.67	7.33	7.74				
TEQ: ND=DL	15	14.7	15				



5500 Business Drive
Wilmington, NC 28405, USA
www.us.sgs.com
Tel: +1 910 794-1613; Toll-Free 866 846-8290

Sample ID: Method Blank A9630_14665

Method 1613B

Client Data		Sample Data		Laboratory Data			
Name:	SLR International Corporation	Matrix:	Aqueous	Lab Project ID:	A9630	Date Received:	n/a
Project ID:	Everett, WA - Nord Door	Weight/Volume:	1.00 L	Lab Sample ID	MB1_14665_DF_TLX	Date Extracted:	06-Feb-2017
Date Collected:	n/a	pH:	n/a	QC Batch No:	14665	Date Analyzed:	10-Feb-2017
		Split:	-	Dilution:	-	Time Analyzed:	17:26:08
Analyte	Conc. (pg/L)	DL (pg/L)	EMPC (pg/L)	Qualifiers	Standard	ES Recoveries	Qualifiers
2378-TCDD	ND	0.842			ES 2378-TCDD	68.4	
12378-PeCDD	ND	1.13			ES 12378-PeCDD	64.6	
123478-HxCDD	ND	0.95			ES 123478-HxCDD	70.1	
123678-HxCDD	ND	0.964			ES 123678-HxCDD	74.4	
123789-HxCDD	ND	0.956			ES 123789-HxCDD	71.8	
1234678-HpCDD	0.99			J	ES 1234678-HpCDD	67.6	
OCDD	ND	3.26			ES OCDD	43.7	
2378-TCDF	ND	0.963			ES 2378-TCDF	67.8	
12378-PeCDF	ND	0.568			ES 12378-PeCDF	68.8	
23478-PeCDF	ND	0.556			ES 23478-PeCDF	68	
123478-HxCDF	ND	0.563			ES 123478-HxCDF	71.5	
123678-HxCDF	ND	0.55			ES 123678-HxCDF	74.3	
234678-HxCDF	ND	0.586			ES 234678-HxCDF	72.6	
123789-HxCDF	ND	0.725			ES 123789-HxCDF	67.5	
1234678-HpCDF	0.421			J	ES 1234678-HpCDF	68.2	
1234789-HpCDF	ND	0.501			ES 1234789-HpCDF	67.9	
OCDF	ND	2.46			ES OCDF	53.9	
Totals					Standard	CS Recoveries	
Total TCDD	ND	0.842	ND		CS 37Cl-2378-TCDD	70.8	
Total PeCDD	ND	1.13	ND		CS 12347-PeCDD	69.7	
Total HxCDD	ND	0.955	ND		CS 12346-PeCDF	73.7	
Total HpCDD	1.8		1.8		CS 123469-HxCDF	70.7	
					CS 1234689-HpCDF	68.3	
Total TCDF	ND	0.963	ND				
Total PeCDF	ND	0.562	ND				
Total HxCDF	ND	0.6	ND				
Total HpCDF	0.421		0.421				
Total PCDD/Fs	2.22		2.22				
WHO-2005 TEQs							
TEQ: ND=0	0.0141		0.0141				
TEQ: ND=DL/2	1.41	1.4	1.41				
TEQ: ND=DL	2.8	2.8	2.8				



5500 Business Drive
Wilmington, NC 28405, USA
www.us.sgs.com
Tel: +1 910 794-1613; Toll-Free 866 846-8290

METHOD 1613B

PCDD/F ONGOING PRECISION AND RECOVERY (OPR)

FORM 8A

Lab Name: SGS North America
 Initial Calibration: ICAL: HRMS3_DF_12052016_28DEC2016
 Instrument ID: HRMS3 GC Column ID: ZB-5ms
 VER Data Filename: 170210C02 Analysis Date: 10-FEB-2017 15:21:27
 Lab ID: OPR1_14665_DF

NATIVE ANALYTES	SPIKE CONC.	CONC. FOUND	RANGE (ng/mL)			OK
2,3,7,8-TCDD	10	9.87	6.7	-	15.8	Y
1,2,3,7,8-PeCDD	50	49.1	35	-	71	Y
1,2,3,4,7,8-HxCDD	50	51.9	35	-	82	Y
1,2,3,6,7,8-HxCDD	50	53	38	-	67	Y
1,2,3,7,8,9-HxCDD	50	47.8	32	-	81	Y
1,2,3,4,6,7,8-HpCDD	50	52.6	35	-	70	Y
OCDD	100	105	78	-	144	Y
2,3,7,8-TCDF	10	11.1	7.5	-	15.8	Y
1,2,3,7,8-PeCDF	50	55.7	40	-	67	Y
2,3,4,7,8-PeCDF	50	56	34	-	80	Y
1,2,3,4,7,8-HxCDF	50	51.3	36	-	67	Y
1,2,3,6,7,8-HxCDF	50	51.5	42	-	65	Y
2,3,4,6,7,8-HxCDF	50	53.2	35	-	78	Y
1,2,3,7,8,9-HxCDF	50	52.3	39	-	65	Y
1,2,3,4,6,7,8-HpCDF	50	56.2	41	-	61	Y
1,2,3,4,7,8,9-HpCDF	50	55.1	39	-	69	Y
OCDF	100	105	63	-	170	Y

Contract-required concentration limits for OPR as specified in Table 6,
 Method 1613. 10/94

Processed: 13 Feb 2017 11:10 Analyst: pw

METHOD 1613B

PCDD/F ONGOING PRECISION AND RECOVERY (OPR)

FORM 8B

Lab Name: SGS North America
 Initial Calibration: ICAL: HRMS3_DF_12052016_28DEC2016
 Instrument ID: HRMS3 GC Column ID: ZB-5ms
 VER Data Filename: 170210C02 Analysis Date: 10-FEB-2017 15:21:27
 Lab ID: OPR1_14665_DF

LABELLED ANALYTES	SPIKE CONC.	CONC. FOUND	RANGE (ng/mL)			OK
13C-2,3,7,8-TCDD	100	89.7	20	-	175	Y
13C-1,2,3,7,8-PeCDD	100	88.7	21	-	227	Y
13C-1,2,3,4,7,8-HxCDD	100	90.4	21	-	193	Y
13C-1,2,3,6,7,8-HxCDD	100	94.5	25	-	163	Y
13C-1,2,3,7,8,9-HxCDD	100	94.3	26	-	166	Y
13C-1,2,3,4,6,7,8-HpCDD	100	84	26	-	166	Y
13C-OCDD	200	125	26	-	397	Y
13C-2,3,7,8-TCDF	100	89.3	22	-	152	Y
13C-1,2,3,7,8-PeCDF	100	93.2	21	-	192	Y
13C-2,3,4,7,8-PeCDF	100	94.2	13	-	328	Y
13C-1,2,3,4,7,8-HxCDF	100	91.6	19	-	202	Y
13C-1,2,3,6,7,8-HxCDF	100	95.8	21	-	159	Y
13C-2,3,4,6,7,8-HxCDF	100	96.2	22	-	176	Y
13C-1,2,3,7,8,9-HxCDF	100	86.6	17	-	205	Y
13C-1,2,3,4,6,7,8-HpCDF	100	86.9	21	-	158	Y
13C-1,2,3,4,7,8,9-HpCDF	100	85.5	20	-	186	Y
13C-OCDF	200	147	26	-	397	Y
CLEANUP STANDARD						
37Cl-2,3,7,8-TCDD	40	39	12.4	-	76.4	Y

Contract-required concentration limits for OPR as specified in Table 6,
 Method 1613. 10/94

Processed: 13 Feb 2017 11:10 Analyst: pw



Sample Receipt Notification

5500 Business Drive
 Wilmington, NC 28405 USA
 Tel: 910 794-1613
 Toll Free: 866 846-8290
 Fax: 910 794-3919

Project Manager:	Amy Boehm
Receipt Date & Time:	01-Feb-17 at 10:00
AP Project name:	A9630
Requested TAT:	14 days
Projected due date:	15-Feb-17
Matrix:	Aqueous
Phone#:	910-794-1613
Email Address:	Amy.Boehm@sgs.com

Company Contact:	Chris Lee
Company:	SLR International Corporation
Project Name & Site:	Everett, WA - Nord Door
Project PO#:	108.00228.00048
QAAP/Contract #:	N/A
Requested Analysis:	Method 1613B
Phone#:	425-402-9860
Email Address:	cle@slrconsulting.com

Client Smp ID	AP Smp ID	Sample Condition & Notes	Quantity	Size	Sampling Date	Sampling Time	Received Temp	Container #	Shipping #
MW-6-0117	A9630_001	GW	2	1-Liter Amber	31-Jan-17	08:46	0.1	1	7854 6758 5322
MW-7-0117	A9630_002	GW	2	1-Liter Amber	31-Jan-17	08:08	0.1	1	7854 6758 5322

Preservation Type:	Sample Seals:	No
Notes/Comments:		Any un-extracted sample will be stored for 90 days from reporting date. Additional storage fees may apply for any samples stored longer than 90 days.
Samples received intact		

Received by: Ashley Owens Logged in by: Ashley Owens QC'ed by: AK 1 Feb 17

All services are rendered in accordance with the applicable SGS General Conditions of Service accessible via: http://www.sgs.com/terms_and_conditions.htm

SLR International Corp. - West Linn, OR

Sample Delivery Group: L905153
Samples Received: 04/26/2017
Project Number: 108.00228.00048
Description: Nord Door Project - Everett, WA
Site: EVERETT, WA
Report To: Chris Kramer
1800 Blankenship Road, Suite 440
West Linn, OR 97068

Entire Report Reviewed By:

Brian Ford

Brian Ford
Technical Service Representative

Results relate only to the items tested or calibrated and are reported as rounded values. This test report shall not be reproduced, except in full, without written approval of the laboratory. Where applicable, sampling conducted by ESC is performed per guidance provided in laboratory standard operating procedures: 060302, 060303, and 060304.



¹ Cp: Cover Page	1	
² Tc: Table of Contents	2	
³ Ss: Sample Summary	3	
⁴ Cn: Case Narrative	4	
⁵ Sr: Sample Results	5	
MW-5-0417 L905153-01	5	
MW-8A-0417 L905153-02	6	
MW-8B-0417 L905153-03	7	
MW-10A-0417 L905153-04	8	
MW-10B-0417 L905153-05	9	
⁶ Qc: Quality Control Summary	10	
Volatile Organic Compounds (GC/MS) by Method 8260C	10	
Semi-Volatile Organic Compounds (GC) by Method NWTPHDX-NO SGT	11	
Semi Volatile Organic Compounds (GC/MS) by Method 8270D-SIM	12	
⁷ Gl: Glossary of Terms	13	
⁸ Al: Accreditations & Locations	14	
⁹ Sc: Chain of Custody	15	

SAMPLE SUMMARY



MW-5-0417 L905153-01 GW

Method	Batch	Dilution	Preparation date/time	Analysis date/time	Analyst
Semi-Volatile Organic Compounds (GC) by Method NWTPHDX-NO SGT	WG974611	1	04/27/17 18:37	04/28/17 21:00	DMG

Collected by Rachel Kane
 Collected date/time 04/25/17 12:06
 Received date/time 04/26/17 09:00

1 Cp

2 Tc

3 Ss

MW-8A-0417 L905153-02 GW

Method	Batch	Dilution	Preparation date/time	Analysis date/time	Analyst
Volatile Organic Compounds (GC/MS) by Method 8260C	WG975239	10	05/03/17 18:57	05/03/17 18:57	DWR
Volatile Organic Compounds (GC/MS) by Method 8260C	WG975239	100	05/04/17 11:44	05/04/17 11:44	LRL
Semi-Volatile Organic Compounds (GC) by Method NWTPHDX-NO SGT	WG974611	20	04/27/17 18:37	04/29/17 14:28	TH
Semi-Volatile Organic Compounds (GC) by Method NWTPHDX-NO SGT	WG974611	5	04/27/17 18:37	04/28/17 22:39	DMG
Semi Volatile Organic Compounds (GC/MS) by Method 8270D-SIM	WG974930	100	04/28/17 15:03	05/05/17 11:02	FMB

Collected by Rachel Kane
 Collected date/time 04/25/17 15:06
 Received date/time 04/26/17 09:00

4 Cn

5 Sr

6 Qc

7 Gl

MW-8B-0417 L905153-03 GW

Method	Batch	Dilution	Preparation date/time	Analysis date/time	Analyst
Volatile Organic Compounds (GC/MS) by Method 8260C	WG975239	100	04/30/17 22:21	04/30/17 22:21	LRL
Semi-Volatile Organic Compounds (GC) by Method NWTPHDX-NO SGT	WG974611	20	04/27/17 18:37	04/29/17 14:11	TH
Semi-Volatile Organic Compounds (GC) by Method NWTPHDX-NO SGT	WG974611	5	04/27/17 18:37	04/28/17 22:23	DMG
Semi Volatile Organic Compounds (GC/MS) by Method 8270D-SIM	WG974930	1	04/28/17 15:03	04/29/17 09:41	FMB

Collected by Rachel Kane
 Collected date/time 04/25/17 14:26
 Received date/time 04/26/17 09:00

8 Al

9 Sc

MW-10A-0417 L905153-04 GW

Method	Batch	Dilution	Preparation date/time	Analysis date/time	Analyst
Semi-Volatile Organic Compounds (GC) by Method NWTPHDX-NO SGT	WG974611	5	04/27/17 18:37	04/28/17 22:06	DMG

Collected by Rachel Kane
 Collected date/time 04/25/17 13:34
 Received date/time 04/26/17 09:00

MW-10B-0417 L905153-05 GW

Method	Batch	Dilution	Preparation date/time	Analysis date/time	Analyst
Semi-Volatile Organic Compounds (GC) by Method NWTPHDX-NO SGT	WG974611	1	04/27/17 18:37	04/28/17 21:17	DMG

Collected by Rachel Kane
 Collected date/time 04/25/17 12:53
 Received date/time 04/26/17 09:00



All sample aliquots were received at the correct temperature, in the proper containers, with the appropriate preservatives, and within method specified holding times. All MDL (LOD) and RDL (LOQ) values reported for environmental samples have been corrected for the dilution factor used in the analysis. All Method and Batch Quality Control are within established criteria except where addressed in this case narrative, a non-conformance form or properly qualified within the sample results. By my digital signature below, I affirm to the best of my knowledge, all problems/anomalies observed by the laboratory as having the potential to affect the quality of the data have been identified by the laboratory, and no information or data have been knowingly withheld that would affect the quality of the data.

Brian Ford
Technical Service Representative

- ¹ Cp
- ² Tc
- ³ Ss
- ⁴ Cn
- ⁵ Sr
- ⁶ Qc
- ⁷ Gl
- ⁸ Al
- ⁹ Sc



Semi-Volatile Organic Compounds (GC) by Method NWTPHDX-NO SGT

Analyte	Result ug/l	Qualifier	MDL ug/l	RDL ug/l	Dilution	Analysis date / time	Batch
Diesel Range Organics (DRO)	363		66.0	200	1	04/28/2017 21:00	WG974611
Residual Range Organics (RRO)	310		82.5	250	1	04/28/2017 21:00	WG974611
(S) o-Terphenyl	120			52.0-156		04/28/2017 21:00	WG974611

¹ Cp

² Tc

³ Ss

⁴ Cn

⁵ Sr

⁶ Qc

⁷ Gl

⁸ Al

⁹ Sc



Volatile Organic Compounds (GC/MS) by Method 8260C

Analyte	Result	Qualifier	MDL	RDL	Dilution	Analysis	Batch
	ug/l		ug/l	ug/l		date / time	
Benzene	21.6		0.896	5.00	10	05/03/2017 18:57	WG975239
Naphthalene	11900		17.4	50.0	100	05/04/2017 11:44	WG975239
(S) Toluene-d8	106			80.0-120		05/03/2017 18:57	WG975239
(S) Toluene-d8	106			80.0-120		05/04/2017 11:44	WG975239
(S) Dibromofluoromethane	108			76.0-123		05/04/2017 11:44	WG975239
(S) Dibromofluoromethane	112			76.0-123		05/03/2017 18:57	WG975239
(S) 4-Bromofluorobenzene	93.3			80.0-120		05/04/2017 11:44	WG975239
(S) 4-Bromofluorobenzene	102			80.0-120		05/03/2017 18:57	WG975239

- 1 Cp
- 2 Tc
- 3 Ss
- 4 Cn
- 5 Sr
- 6 Qc
- 7 Gl
- 8 Al
- 9 Sc

Semi-Volatile Organic Compounds (GC) by Method NWTPHDX-NO SGT

Analyte	Result	Qualifier	MDL	RDL	Dilution	Analysis	Batch
	ug/l		ug/l	ug/l		date / time	
Diesel Range Organics (DRO)	43800		1320	4000	20	04/29/2017 14:28	WG974611
Residual Range Organics (RRO)	7120		412	1250	5	04/28/2017 22:39	WG974611
(S) o-Terphenyl	132	J7		52.0-156		04/29/2017 14:28	WG974611
(S) o-Terphenyl	191	J1		52.0-156		04/28/2017 22:39	WG974611

Semi Volatile Organic Compounds (GC/MS) by Method 8270D-SIM

Analyte	Result	Qualifier	MDL	RDL	Dilution	Analysis	Batch
	ug/l		ug/l	ug/l		date / time	
Benzo(a)anthracene	70.9		0.410	5.00	100	05/05/2017 11:02	WG974930
Benzo(a)pyrene	37.3		1.16	5.00	100	05/05/2017 11:02	WG974930
Benzo(b)fluoranthene	53.9		0.212	5.00	100	05/05/2017 11:02	WG974930
Benzo(k)fluoranthene	18.8		1.36	5.00	100	05/05/2017 11:02	WG974930
Chrysene	45.1		1.08	5.00	100	05/05/2017 11:02	WG974930
Dibenz(a,h)anthracene	6.64		0.396	5.00	100	05/05/2017 11:02	WG974930
Indeno(1,2,3-cd)pyrene	13.8		1.48	5.00	100	05/05/2017 11:02	WG974930
(S) Nitrobenzene-d5	202	J7		31.0-160		05/05/2017 11:02	WG974930
(S) 2-Fluorobiphenyl	102	J7		48.0-148		05/05/2017 11:02	WG974930
(S) p-Terphenyl-d14	281	J7		37.0-146		05/05/2017 11:02	WG974930

Sample Narrative:

8270D-SIM L905153-02 WG974930: Dilution due to matrix



Volatile Organic Compounds (GC/MS) by Method 8260C

Analyte	Result	Qualifier	MDL	RDL	Dilution	Analysis	Batch
	ug/l		ug/l	ug/l		date / time	
Benzene	99.4		8.96	50.0	100	04/30/2017 22:21	WG975239
Naphthalene	10100	<u>J0</u>	17.4	50.0	100	04/30/2017 22:21	WG975239
(S) Toluene-d8	105			80.0-120		04/30/2017 22:21	WG975239
(S) Dibromofluoromethane	102			76.0-123		04/30/2017 22:21	WG975239
(S) 4-Bromofluorobenzene	98.3			80.0-120		04/30/2017 22:21	WG975239

1 Cp

2 Tc

3 Ss

4 Cn

Semi-Volatile Organic Compounds (GC) by Method NWTPHDX-NO SGT

Analyte	Result	Qualifier	MDL	RDL	Dilution	Analysis	Batch
	ug/l		ug/l	ug/l		date / time	
Diesel Range Organics (DRO)	68000		1320	4000	20	04/29/2017 14:11	WG974611
Residual Range Organics (RRO)	3520		412	1250	5	04/28/2017 22:23	WG974611
(S) o-Terphenyl	450	<u>J7</u>		52.0-156		04/29/2017 14:11	WG974611
(S) o-Terphenyl	905	<u>J1</u>		52.0-156		04/28/2017 22:23	WG974611

5 Sr

6 Qc

7 Gl

Semi Volatile Organic Compounds (GC/MS) by Method 8270D-SIM

Analyte	Result	Qualifier	MDL	RDL	Dilution	Analysis	Batch
	ug/l		ug/l	ug/l		date / time	
Benzo(a)anthracene	19.1		0.00410	0.0500	1	04/29/2017 09:41	WG974930
Benzo(a)pyrene	10.7		0.0116	0.0500	1	04/29/2017 09:41	WG974930
Benzo(b)fluoranthene	12.9		0.00212	0.0500	1	04/29/2017 09:41	WG974930
Benzo(k)fluoranthene	6.49		0.0136	0.0500	1	04/29/2017 09:41	WG974930
Chrysene	16.6		0.0108	0.0500	1	04/29/2017 09:41	WG974930
Dibenz(a,h)anthracene	U		0.00396	0.0500	1	04/29/2017 09:41	WG974930
Indeno(1,2,3-cd)pyrene	4.51		0.0148	0.0500	1	04/29/2017 09:41	WG974930
(S) Nitrobenzene-d5	270	<u>J1</u>		31.0-160		04/29/2017 09:41	WG974930
(S) 2-Fluorobiphenyl	263	<u>J1</u>		48.0-148		04/29/2017 09:41	WG974930
(S) p-Terphenyl-d14	109			37.0-146		04/29/2017 09:41	WG974930

8 Al

9 Sc



Semi-Volatile Organic Compounds (GC) by Method NWTPHDX-NO SGT

Analyte	Result ug/l	Qualifier	MDL ug/l	RDL ug/l	Dilution	Analysis date / time	Batch
Diesel Range Organics (DRO)	8820		330	1000	5	04/28/2017 22:06	WG974611
Residual Range Organics (RRO)	589	J	412	1250	5	04/28/2017 22:06	WG974611
(S) o-Terphenyl	107			52.0-156		04/28/2017 22:06	WG974611

1 Cp

2 Tc

3 Ss

4 Cn

5 Sr

6 Qc

7 Gl

8 Al

9 Sc



Semi-Volatile Organic Compounds (GC) by Method NWTPHDX-NO SGT

Analyte	Result ug/l	Qualifier	MDL ug/l	RDL ug/l	Dilution	Analysis date / time	Batch
Diesel Range Organics (DRO)	222		66.0	200	1	04/28/2017 21:17	WG974611
Residual Range Organics (RRO)	U		82.5	250	1	04/28/2017 21:17	WG974611
(S) o-Terphenyl	115			52.0-156		04/28/2017 21:17	WG974611

¹ Cp

² Tc

³ Ss

⁴ Cn

⁵ Sr

⁶ Qc

⁷ Gl

⁸ Al

⁹ Sc



Method Blank (MB)

(MB) R3214895-3 04/30/17 18:23

Analyte	MB Result	MB Qualifier	MB MDL	MB RDL
	ug/l		ug/l	ug/l
Benzene	U		0.0896	0.500
Naphthalene	0.700		0.174	0.500
(S) Toluene-d8	104			80.0-120
(S) Dibromofluoromethane	100			76.0-123
(S) 4-Bromofluorobenzene	98.9			80.0-120

1 Cp

2 Tc

3 Ss

4 Cn

5 Sr

Laboratory Control Sample (LCS) • Laboratory Control Sample Duplicate (LCSD)

(LCS) R3214895-2 04/30/17 17:52 • (LCSD) R3214895-4 04/30/17 20:35

Analyte	Spike Amount	LCS Result	LCSD Result	LCS Rec.	LCSD Rec.	Rec. Limits	LCS Qualifier	LCSD Qualifier	RPD	RPD Limits
	ug/l	ug/l	ug/l	%	%	%			%	%
Benzene	25.0	21.0	21.7	83.9	86.9	69.0-123			3.46	20
Naphthalene	25.0	20.0	16.5	79.8	66.0	62.0-128			18.9	20
(S) Toluene-d8				105	105	80.0-120				
(S) Dibromofluoromethane				99.0	99.1	76.0-123				
(S) 4-Bromofluorobenzene				99.5	100	80.0-120				

6 Qc

7 Gl

8 Al

9 Sc

L905377-11 Original Sample (OS) • Matrix Spike (MS) • Matrix Spike Duplicate (MSD)

(OS) L905377-11 05/01/17 02:15 • (MS) R3214895-5 05/01/17 02:30 • (MSD) R3214895-6 05/01/17 02:46

Analyte	Spike Amount	Original Result	MS Result	MSD Result	MS Rec.	MSD Rec.	Dilution	Rec. Limits	MS Qualifier	MSD Qualifier	RPD	RPD Limits
	ug/l	ug/l	ug/l	ug/l	%	%		%			%	%
Benzene	25.0	ND	13.7	19.4	54.9	77.5	1	34.0-147		J3	34.0	20
Naphthalene	25.0	0.627	10.6	16.9	39.9	65.2	1	42.0-146	J6	J3	45.9	24
(S) Toluene-d8					105	105		80.0-120				
(S) Dibromofluoromethane					101	101		76.0-123				
(S) 4-Bromofluorobenzene					98.7	98.8		80.0-120				



Method Blank (MB)

(MB) R3214378-1 04/28/17 10:38

Analyte	MB Result	MB Qualifier	MB MDL	MB RDL
	ug/l		ug/l	ug/l
Diesel Range Organics (DRO)	U		66.7	200
Residual Range Organics (RRO)	U		83.3	250
<i>(S) o-Terphenyl</i>	107			52.0-156

Laboratory Control Sample (LCS) • Laboratory Control Sample Duplicate (LCSD)

(LCS) R3214378-2 04/28/17 10:55 • (LCSD) R3214378-3 04/28/17 11:12

Analyte	Spike Amount	LCS Result	LCSD Result	LCS Rec.	LCSD Rec.	Rec. Limits	LCS Qualifier	LCSD Qualifier	RPD	RPD Limits
	ug/l	ug/l	ug/l	%	%	%			%	%
Diesel Range Organics (DRO)	750	938	933	125	124	50.0-150			0.470	20
Residual Range Organics (RRO)	750	795	784	106	105	50.0-150			1.37	20
<i>(S) o-Terphenyl</i>				110	119	52.0-156				

1 Cp

2 Tc

3 Ss

4 Cn

5 Sr

6 Qc

7 Gl

8 Al

9 Sc



Method Blank (MB)

(MB) R3214716-3 04/29/17 02:03

Analyte	MB Result	MB Qualifier	MB MDL	MB RDL
	ug/l		ug/l	ug/l
Benzo(a)anthracene	U		0.00410	0.0500
Benzo(a)pyrene	U		0.0116	0.0500
Benzo(b)fluoranthene	U		0.00212	0.0500
Benzo(k)fluoranthene	U		0.0136	0.0500
Chrysene	U		0.0108	0.0500
Dibenz(a,h)anthracene	U		0.00396	0.0500
Indeno(1,2,3-cd)pyrene	U		0.0148	0.0500
(S) Nitrobenzene-d5	88.1			31.0-160
(S) 2-Fluorobiphenyl	92.6			48.0-148
(S) p-Terphenyl-d14	94.7			37.0-146

1 Cp

2 Tc

3 Ss

4 Cn

5 Sr

6 Qc

7 Gl

8 Al

9 Sc

Laboratory Control Sample (LCS) • Laboratory Control Sample Duplicate (LCSD)

(LCS) R3214716-1 04/29/17 01:19 • (LCSD) R3214716-2 04/29/17 01:41

Analyte	Spike Amount	LCS Result	LCSD Result	LCS Rec.	LCSD Rec.	Rec. Limits	LCS Qualifier	LCSD Qualifier	RPD	RPD Limits
	ug/l	ug/l	ug/l	%	%	%			%	%
Benzo(a)anthracene	2.00	1.93	1.92	96.6	95.9	59.0-134			0.750	20
Benzo(a)pyrene	2.00	1.92	1.89	96.2	94.6	61.0-145			1.68	20
Benzo(b)fluoranthene	2.00	1.88	1.84	94.1	92.2	57.0-136			1.98	20
Benzo(k)fluoranthene	2.00	1.85	1.84	92.6	91.8	57.0-141			0.880	20
Chrysene	2.00	1.98	1.96	99.2	98.0	63.0-140			1.21	20
Dibenz(a,h)anthracene	2.00	2.11	2.06	106	103	49.0-141			2.60	20
Indeno(1,2,3-cd)pyrene	2.00	2.12	2.07	106	104	53.0-141			2.38	20
(S) Nitrobenzene-d5				90.3	89.8	31.0-160				
(S) 2-Fluorobiphenyl				93.5	84.9	48.0-148				
(S) p-Terphenyl-d14				98.5	96.9	37.0-146				



Abbreviations and Definitions

SDG	Sample Delivery Group.
MDL	Method Detection Limit.
RDL	Reported Detection Limit.
U	Not detected at the Reporting Limit (or MDL where applicable).
RPD	Relative Percent Difference.
Original Sample	The non-spiked sample in the prep batch used to determine the Relative Percent Difference (RPD) from a quality control sample. The Original Sample may not be included within the reported SDG.
(S)	Surrogate (Surrogate Standard) - Analytes added to every blank, sample, Laboratory Control Sample/Duplicate and Matrix Spike/Duplicate; used to evaluate analytical efficiency by measuring recovery. Surrogates are not expected to be detected in all environmental media.
Rec.	Recovery.

Qualifier	Description
J	The identification of the analyte is acceptable; the reported value is an estimate.
J0	J0 - Analyte exceeds %D or %Rec for Continuing Calibration per 8260C or 8270D method specific criteria. The identification of the analyte is acceptable; the reported value is an estimate.
J1	Surrogate recovery limits have been exceeded; values are outside upper control limits.
J3	The associated batch QC was outside the established quality control range for precision.
J6	The sample matrix interfered with the ability to make any accurate determination; spike value is low.
J7	Surrogate recovery cannot be used for control limit evaluation due to dilution.

¹ Cp

² Tc

³ Ss

⁴ Cn

⁵ Sr

⁶ Qc

⁷ Gl

⁸ Al

⁹ Sc



ESC Lab Sciences is the only environmental laboratory accredited/certified to support your work nationwide from one location. One phone call, one point of contact, one laboratory. No other lab is as accessible or prepared to handle your needs throughout the country. Our capacity and capability from our single location laboratory is comparable to the collective totals of the network laboratories in our industry. The most significant benefit to our "one location" design is the design of our laboratory campus. The model is conducive to accelerated productivity, decreasing turn-around time, and preventing cross contamination, thus protecting sample integrity. Our focus on premium quality and prompt service allows us to be **YOUR LAB OF CHOICE**.
 * Not all certifications held by the laboratory are applicable to the results reported in the attached report.

State Accreditations

Alabama	40660	Nevada	TN-03-2002-34
Alaska	UST-080	New Hampshire	2975
Arizona	AZ0612	New Jersey–NELAP	TN002
Arkansas	88-0469	New Mexico	TN00003
California	01157CA	New York	11742
Colorado	TN00003	North Carolina	Env375
Connecticut	PH-0197	North Carolina ¹	DW21704
Florida	E87487	North Carolina ²	41
Georgia	NELAP	North Dakota	R-140
Georgia ¹	923	Ohio–VAP	CL0069
Idaho	TN00003	Oklahoma	9915
Illinois	200008	Oregon	TN200002
Indiana	C-TN-01	Pennsylvania	68-02979
Iowa	364	Rhode Island	221
Kansas	E-10277	South Carolina	84004
Kentucky ¹	90010	South Dakota	n/a
Kentucky ²	16	Tennessee ¹⁴	2006
Louisiana	AI30792	Texas	T 104704245-07-TX
Maine	TN0002	Texas ⁵	LAB0152
Maryland	324	Utah	6157585858
Massachusetts	M-TN003	Vermont	VT2006
Michigan	9958	Virginia	109
Minnesota	047-999-395	Washington	C1915
Mississippi	TN00003	West Virginia	233
Missouri	340	Wisconsin	9980939910
Montana	CERT0086	Wyoming	A2LA
Nebraska	NE-OS-15-05		

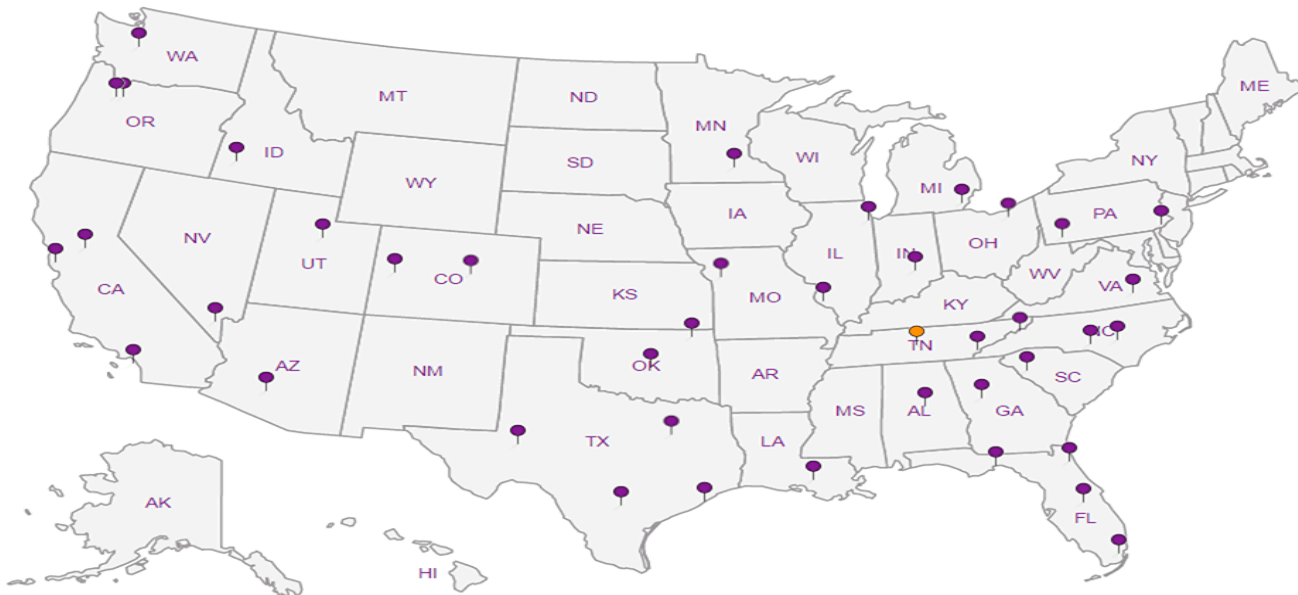
Third Party & Federal Accreditations

A2LA – ISO 17025	1461.01	AIHA-LAP,LLC	100789
A2LA – ISO 17025 ⁵	1461.02	DOD	1461.01
Canada	1461.01	USDA	S-67674
EPA–Crypto	TN00003		

¹ Drinking Water ² Underground Storage Tanks ³ Aquatic Toxicity ⁴ Chemical/Microbiological ⁵ Mold ^{n/a} Accreditation not applicable

Our Locations

ESC Lab Sciences has sixty-four client support centers that provide sample pickup and/or the delivery of sampling supplies. If you would like assistance from one of our support offices, please contact our main office. **ESC Lab Sciences performs all testing at our central laboratory.**



1 Cp

2 Tc

3 Ss

4 Cn

5 Sr

6 Qc

7 Gl

8 Al

9 Sc



FINAL LAB REPORT

Prepared by

SGS NORTH AMERICA

Prepared for

This report is approved by

This document is issued by the Company under its General Conditions of Service accessible at http://www.sgs.com/terms_and_conditions.htm. Attention is drawn to the limitation of liability, indemnification and jurisdiction issues defined therein.

SGS remains committed to serving you in the most effective manner. Should you have any questions or need additional information and technical support, please do not hesitate to contact us.

The management and staff of SGS welcomes customer feedback, both positive and negative, as we continually improve our services. Please visit our web site at www.sgs.com/ultratrace and click on the 'Email Us' link or go to our survey [here](#). Thank you for choosing SGS.

Any holder of this document is advised that it is a final submission and supersedes and voids all prior reports with the same report or identification number. The information contained hereon reflects the Company's findings at the time of its intervention only and within the limits of Client's instructions, if any. The Company's sole responsibility in conducting the work herein is to its Client and does not exonerate parties to a transaction from exercising all of their rights and obligations under such applicable transaction documents. This report may be reproduced in full only. The Company expressly disclaims any and all liability for the Client's use of or reliance upon the data contained herein. Any alteration, forgery or falsification of the content or appearance of this document which is not expressly authorized by the Company is unlawful and offenders may be prosecuted to the fullest extent of the law. Results reported relate only to the items tested.



PROJECT INFORMATION SUMMARY *(When applicable, see QC Annotations for details)*

Client Project
SGS Project #
Analytical Protocol(s)
No. Samples Submitted
Additional QC Sample(s)
No. Laboratory Method Blanks
No. OPRs / Batch CS3
Date Received
Condition Received
Temperature upon Receipt (°C)
Extraction within Holding Time
Analysis within Holding Time



QC ANNOTATIONS:

1. Please see Appendices attached for data qualifier/attribute and lab identifier descriptions which may be contained in the project.

APPENDIX A: GENERAL DATA QUALIFIERS / DATA ATTRIBUTES

B	The analyte was found in the method blank, at a concentration that was at least 10% of the concentration in the sample.
C	Two or more congeners co-elute. In EDDs, C denotes the lowest IUPAC congener in a co-elution group and additional co-eluters for the group are shown with the number of the lowest IUPAC co-eluter.
E	The reported concentration exceeds the calibration range (upper point of the calibration curve) and is an estimated value.
EMPC	Represents an Estimated Maximum Possible Concentration. EMPCs arise in cases where the signal/noise ratio is not sufficient for peak identification (the determined ion-abundance ratio is outside the allowed theoretical range), or where there is a co-eluting interference.
H/h	If the standard recovery is below the method or SOP specified value "H" is assigned. If the obtained value is less than half the specified value "h" is assigned.
J	Indicates that an analyte has a concentration below the reporting limit (lowest point of the calibration curve) and is an estimated value.
ND	Indicates a non-detect.
NR or R	Indicates a value that is not reportable.
PR	Due to interference, the associated congener is poorly resolved.
QI	Indicates the presence of a quantitative interference.
SI	Denotes "Single Ion Mode" and is utilized for PCBs where the secondary ion trace has a significantly elevated noise level due to background PFK. Responses for such peaks are calculated using an EMPC approach based solely on the primary ion area(s) and may be considered estimates.
U	The analyte was not detected. The estimated detection limit (EDL) may be reported for this analyte.
V	The labeled standard recovery was found to be outside of the method control limits.



APPENDIX B: DRBC/TMDL SPECIFIC DATA QUALIFIERS / DATA ATTRIBUTES

J	The reported result is an estimate. The value is less than the minimum calibration level but greater than the estimated detection limit (EDL).
U	The analyte was not detected in the sample at the estimated detection limit (EDL).
E	The reported concentration is an estimate. The value exceeds the upper calibration range (upper point of the calibration curve).
D	Dilution Data. Result was obtained from the analysis of a dilution.
B	Analyte found in the sample and associated method blank.
C	Co-eluting congener
Cxx	Co-elutes with the indicated congener, data is reported under the lowest IUPAC congener. 'Xx' denotes the IUPAC number with the lowest numerical designated congener.
NR	Analyte is not reportable because of problems in sample preparation or analysis.
V	Labeled standard recovery is not within method control limits.
X	Results from re-injection/repeat/second-column analysis.
EMPC	Estimated maximum possible concentration. Indicates that a peak is identified but did not meet the method specified ion-abundance ratio.

APPENDIX C: LAB IDENTIFIERS

AR	Indicates use of the archived portion of the sample extract.
CU	Indicates a sample that required additional clean-up prior to MS injection/processing.
D	Indicates a dilution of the sample extract. The number that follows the "D" indicates the dilution factor.
DE	Indicates a dilution performed with the addition of ES (extraction standard) solution.
DUP	Designation for a duplicate sample.
MS	Designation for a matrix spike.
MSD	Designation for a matrix spike duplicate.
RJ	Indicates a reinjection of the sample extract.
S	Indicates a sample split. The number that follows the "S" indicates the split factor.



SGS CERTIFICATIONS

Arkansas	88-0682
California (ELAP)	ELAP Cert #2914
CLIA	34D1013708
Connecticut	PH-0258
USDA Soil Permit	P330-17-00055
DoD	2726.01
Florida (Primary NELAP)	E87634
ISO 17025/IEC	2726.01
Louisiana	4115
Maine	2016028
Massachusetts	M-NC919
Minnesota (Primary NELAP For Method 23)	1179213
Mississippi	Reciprocity
New Hampshire	208317
New Jersey	NC100
New York	11685
North Carolina DEQ	481
North Dakota	R-197
Oregon	NC200002
Pennsylvania	68-03675
South Carolina	99029002
Texas	T104704260
US Coast Guard	16714/159.317/SGS
Virginia	8914
Washington	C913
West Virginia	293

Rev. 21-Jun-2017

Sample ID: MW-6-0617

Method 8290A

Client Data		Sample Data		Laboratory Data			
Name:	SLR International Corp	Matrix:	Aqueous	Lab Project ID:	B1036	Date Received:	01-Jul-2017
Project ID:	Former E.A. Nord, Inc	Weight/Volume:	1.01 L	Lab Sample ID:	B1036_14976_DF_001	Date Extracted:	07-Jul-2017
Date Collected:	29-Jun-2017	pH:	7	QC Batch No:	14976	Date Analyzed:	10-Jul-2017
		Split:	-	Dilution:	-	Time Analyzed:	19:38:55
Analyte	Conc. (pg/L)	DL (pg/L)	EMPC (pg/L)	Qualifiers	Standard	ES Recoveries	Qualifiers
2378-TCDD	ND	2.09			ES 2378-TCDD	82.5	
12378-PeCDD	ND	1.91			ES 12378-PeCDD	80.8	
123478-HxCDD	ND	2.07			ES 123478-HxCDD	75.9	
123678-HxCDD	ND	2.06			ES 123678-HxCDD	78.1	
123789-HxCDD	ND	2.03			ES 123789-HxCDD	77.1	
1234678-HpCDD	ND	1.46			ES 1234678-HpCDD	71.8	
OCDD	ND	4.18			ES OCDD	35.9	
2378-TCDF	ND	1.38			ES 2378-TCDF	79.2	
12378-PeCDF	ND	1.04			ES 12378-PeCDF	83.9	
23478-PeCDF	ND	1.08			ES 23478-PeCDF	83.9	
123478-HxCDF	ND	1.28			ES 123478-HxCDF	76.2	
123678-HxCDF	ND	1.25			ES 123678-HxCDF	77.7	
234678-HxCDF	ND	1.27			ES 234678-HxCDF	75.9	
123789-HxCDF	ND	1.54			ES 123789-HxCDF	74.3	
1234678-HpCDF	ND	0.918			ES 1234678-HpCDF	73.9	
1234789-HpCDF	ND	0.901			ES 1234789-HpCDF	67.5	
OCDF	ND	4.3			ES OCDF	40.8	
Totals					Standard	CS Recoveries	
Total TCDD	ND	2.09	ND		CS 37Cl-2378-TCDD	85.9	
Total PeCDD	ND	1.91	ND		CS 12347-PeCDD	82.5	
Total HxCDD	ND	2.05	ND		CS 12346-PeCDF	86.4	
Total HpCDD	ND	1.46	ND		CS 123469-HxCDF	75	
					CS 1234689-HpCDF	70.5	
Total TCDF	ND	1.38	ND				
Total PeCDF	ND	1.06	ND				
Total HxCDF	ND	1.33	ND				
Total HpCDF	ND	0.911	ND				
Total PCDD/Fs	ND		ND				
ITEF TEQs							
TEQ: ND=0	0		0				
TEQ: ND=DL/2	2.48	2.48	2.48				
TEQ: ND=DL	4.96	4.96	4.96				




5500 Business Drive
 Wilmington, NC 28405, USA
 www.us.sgs.com

Tel: +1 910 794-1613; Toll-Free 866 846-8290

Sample ID: MW-7-0617

Method 8290A

Client Data		Sample Data		Laboratory Data			
Name:	SLR International Corp	Matrix:	Aqueous	Lab Project ID:	B1036	Date Received:	01-Jul-2017
Project ID:	Former E.A. Nord, Inc	Weight/Volume:	1.01 L	Lab Sample ID:	B1036_14976_DF_002	Date Extracted:	07-Jul-2017
Date Collected:	29-Jun-2017	pH:	7	QC Batch No:	14976	Date Analyzed:	10-Jul-2017
		Split:	-	Dilution:	-	Time Analyzed:	20:26:44
Analyte	Conc. (pg/L)	DL (pg/L)	EMPC (pg/L)	Qualifiers	Standard	ES Recoveries	Qualifiers
2378-TCDD	ND	1.86			ES 2378-TCDD	90.6	
12378-PeCDD	ND	1.63			ES 12378-PeCDD	83.9	
123478-HxCDD	ND	1.49			ES 123478-HxCDD	80.7	
123678-HxCDD	ND	1.55			ES 123678-HxCDD	81.4	
123789-HxCDD	ND	1.47			ES 123789-HxCDD	78.7	
1234678-HpCDD	12.6			J B	ES 1234678-HpCDD	75.2	
OCDD	104				ES OCDD	40.5	
2378-TCDF	ND	1.29			ES 2378-TCDF	83.2	
12378-PeCDF	ND	1.4			ES 12378-PeCDF	90.3	
23478-PeCDF	ND	1.45			ES 23478-PeCDF	89.5	
123478-HxCDF	ND	0.962			ES 123478-HxCDF	78	
123678-HxCDF	ND	0.966			ES 123678-HxCDF	79.4	
234678-HxCDF	ND	0.958			ES 234678-HxCDF	78.4	
123789-HxCDF	ND	1.06			ES 123789-HxCDF	80.6	
1234678-HpCDF	ND	1.26			ES 1234678-HpCDF	76.9	
1234789-HpCDF	ND	1.19			ES 1234789-HpCDF	69.4	
OCDF	ND	3.53			ES OCDF	46.5	
Totals					Standard	CS Recoveries	
Total TCDD	ND	1.86	ND		CS 37Cl-2378-TCDD	87.2	
Total PeCDD	ND	1.63	ND		CS 12347-PeCDD	81.8	
Total HxCDD	ND	1.5	ND		CS 12346-PeCDF	89.2	
Total HpCDD	12.6		22.1		CS 123469-HxCDF	74.7	
					CS 1234689-HpCDF	72.6	
Total TCDF	ND	1.29	ND				
Total PeCDF	ND	1.43	ND				
Total HxCDF	ND	0.983	ND				
Total HpCDF	ND	1.23	ND				
Total PCDD/Fs	116		126				
ITEF TEQs							
TEQ: ND=0	0.23		0.23				
TEQ: ND=DL/2	2.47	2.25	2.47				
TEQ: ND=DL	4.7	4.49	4.7				




5500 Business Drive
Wilmington, NC 28405, USA
www.us.sgs.com
Tel: +1 910 794-1613; Toll-Free 866 846-8290

Sample ID: MW-8A-0617

Method 8290A

Client Data		Sample Data		Laboratory Data			
Name:	SLR International Corp	Matrix:	Aqueous	Lab Project ID:	B1036	Date Received:	01-Jul-2017
Project ID:	Former E.A. Nord, Inc	Weight/Volume:	1.01 L	Lab Sample ID:	B1036_14976_DF_003	Date Extracted:	07-Jul-2017
Date Collected:	28-Jun-2017	pH:	7	QC Batch No:	14976	Date Analyzed:	10-Jul-2017
		Split:	-	Dilution:	-	Time Analyzed:	22:02:22

Analyte	Conc. (pg/L)	DL (pg/L)	EMPC (pg/L)	Qualifiers	Standard	ES Recoveries	Qualifiers
2378-TCDD	ND	1.88			ES 2378-TCDD	64.7	
12378-PeCDD	ND	2.16			ES 12378-PeCDD	63.5	
123478-HxCDD	ND	2.21			ES 123478-HxCDD	55.6	
123678-HxCDD	ND	1.84			ES 123678-HxCDD	66.3	
123789-HxCDD	EMPC		3.82	J	ES 123789-HxCDD	53.3	
1234678-HpCDD	5.7			J B	ES 1234678-HpCDD	56.4	
OCDD	EMPC		32.6	J	ES OCDD	31.8	
2378-TCDF	ND	1.75			ES 2378-TCDF	66.3	
12378-PeCDF	ND	2.08			ES 12378-PeCDF	58.8	
23478-PeCDF	ND	1.89			ES 23478-PeCDF	55.6	
123478-HxCDF	ND	1.29			ES 123478-HxCDF	63.4	
123678-HxCDF	ND	1.49			ES 123678-HxCDF	53.1	
234678-HxCDF	ND	1.99			ES 234678-HxCDF	47.3	
123789-HxCDF	ND	1.52			ES 123789-HxCDF	36.6	V
1234678-HpCDF	2.46			J	ES 1234678-HpCDF	55.8	
1234789-HpCDF	EMPC		1.78	J	ES 1234789-HpCDF	50.7	
OCDF	ND	2.27			ES OCDF	33.8	
Totals					Standard	CS Recoveries	
Total TCDD	ND	1.88	ND		CS 37Cl-2378-TCDD	74.6	
Total PeCDD	ND	2.16	ND		CS 12347-PeCDD	82.5	
Total HxCDD	ND		3.82		CS 12346-PeCDF	46.3	
Total HpCDD	5.7		5.7		CS 123469-HxCDF	67.7	
					CS 1234689-HpCDF	76.9	
Total TCDF	ND	1.75	ND				
Total PeCDF	ND	1.99	ND				
Total HxCDF	ND	1.55	ND				
Total HpCDF	2.46		4.24				
Total PCDD/Fs	8.16		46.4				
ITEF TEQs							
TEQ: ND=0	0.0816		0.514		 5500 Business Drive Wilmington, NC 28405, USA www.us.sgs.com Tel: +1 910 794-1613; Toll-Free 866 846-8290		
TEQ: ND=DL/2	2.69	2.7	3.12				
TEQ: ND=DL	5.3	5.4	5.73				

Sample ID: MW-9A-0617

Method 8290A

Client Data		Sample Data		Laboratory Data			
Name:	SLR International Corp	Matrix:	Aqueous	Lab Project ID:	B1036	Date Received:	01-Jul-2017
Project ID:	Former E.A. Nord, Inc	Weight/Volume:	1.01 L	Lab Sample ID:	B1036_14976_DF_004	Date Extracted:	07-Jul-2017
Date Collected:	29-Jun-2017	pH:	7	QC Batch No:	14976	Date Analyzed:	10-Jul-2017
		Split:	-	Dilution:	-	Time Analyzed:	21:14:31

Analyte	Conc. (pg/L)	DL (pg/L)	EMPC (pg/L)	Qualifiers	Standard	ES Recoveries	Qualifiers
2378-TCDD	ND	1.35			ES 2378-TCDD	85.3	
12378-PeCDD	ND	1.45			ES 12378-PeCDD	78.5	
123478-HxCDD	ND	1.43			ES 123478-HxCDD	81.5	
123678-HxCDD	ND	1.4			ES 123678-HxCDD	81.8	
123789-HxCDD	ND	1.31			ES 123789-HxCDD	82.5	
1234678-HpCDD	ND	1.34			ES 1234678-HpCDD	79.6	
OCDD	ND	5.56			ES OCDD	28	
2378-TCDF	ND	0.943			ES 2378-TCDF	82.3	
12378-PeCDF	ND	1.18			ES 12378-PeCDF	88.8	
23478-PeCDF	ND	1.23			ES 23478-PeCDF	86.7	
123478-HxCDF	ND	0.923			ES 123478-HxCDF	79	
123678-HxCDF	ND	0.863			ES 123678-HxCDF	81.8	
234678-HxCDF	ND	0.901			ES 234678-HxCDF	81.3	
123789-HxCDF	ND	0.998			ES 123789-HxCDF	80.1	
1234678-HpCDF	ND	0.933			ES 1234678-HpCDF	76.9	
1234789-HpCDF	ND	0.925			ES 1234789-HpCDF	71.4	
OCDF	ND	3.44			ES OCDF	37.8	
Totals					Standard	CS Recoveries	
Total TCDD	ND	1.35	ND		CS 37Cl-2378-TCDD	83.7	
Total PeCDD	ND	1.45	ND		CS 12347-PeCDD	76.9	
Total HxCDD	ND	1.38	ND		CS 12346-PeCDF	88.1	
Total HpCDD	ND	1.34	ND		CS 123469-HxCDF	77.4	
					CS 1234689-HpCDF	75.2	
Total TCDF	ND	0.943	ND				
Total PeCDF	ND	1.21	ND				
Total HxCDF	ND	0.917	ND				
Total HpCDF	ND	0.931	ND				
Total PCDD/Fs	ND		ND				
ITEF TEQs							
TEQ: ND=0	0		0				
TEQ: ND=DL/2	1.83	1.83	1.83				
TEQ: ND=DL	3.67	3.67	3.67				




5500 Business Drive
Wilmington, NC 28405, USA
www.us.sgs.com
Tel: +1 910 794-1613; Toll-Free 866 846-8290

Sample ID: Method Blank B1036_14976

Method 8290A

Client Data		Sample Data		Laboratory Data			
Name:	SLR International Corp	Matrix:	Aqueous	Lab Project ID:	B1036	Date Received:	n/a
Project ID:	Former E.A. Nord, Inc	Weight/Volume:	1.00 L	Lab Sample ID	MB1_14976_DF_TLX	Date Extracted:	07-Jul-2017
Date Collected:	n/a	pH:	n/a	QC Batch No:	14976	Date Analyzed:	10-Jul-2017
		Split:	-	Dilution:	-	Time Analyzed:	18:51:05
Analyte	Conc. (pg/L)	DL (pg/L)	EMPC (pg/L)	Qualifiers	Standard	ES Recoveries	Qualifiers
2378-TCDD	ND	2.23			ES 2378-TCDD	81.4	
12378-PeCDD	ND	2.1			ES 12378-PeCDD	73.9	
123478-HxCDD	ND	1.7			ES 123478-HxCDD	73.6	
123678-HxCDD	ND	1.9			ES 123678-HxCDD	72.6	
123789-HxCDD	ND	1.7			ES 123789-HxCDD	74.2	
1234678-HpCDD	EMPC		1.61	J	ES 1234678-HpCDD	69.7	
OCDD	ND	8.8			ES OCDD	35.3	
2378-TCDF	ND	1.75			ES 2378-TCDF	74.4	
12378-PeCDF	ND	1.42			ES 12378-PeCDF	82	
23478-PeCDF	ND	1.41			ES 23478-PeCDF	80.2	
123478-HxCDF	ND	1.2			ES 123478-HxCDF	70.8	
123678-HxCDF	ND	1.15			ES 123678-HxCDF	70.6	
234678-HxCDF	ND	1.19			ES 234678-HxCDF	72	
123789-HxCDF	ND	1.51			ES 123789-HxCDF	71.6	
1234678-HpCDF	ND	0.704			ES 1234678-HpCDF	69.2	
1234789-HpCDF	ND	0.787			ES 1234789-HpCDF	62.6	
OCDF	ND	3.98			ES OCDF	40.9	
Totals					Standard	CS Recoveries	
Total TCDD	ND	2.23	ND		CS 37Cl-2378-TCDD	80.6	
Total PeCDD	ND	2.1	ND		CS 12347-PeCDD	74.2	
Total HxCDD	ND	1.76	ND		CS 12346-PeCDF	82.8	
Total HpCDD	ND		1.61		CS 123469-HxCDF	69.3	
					CS 1234689-HpCDF	66	
Total TCDF	ND	1.75	ND				
Total PeCDF	ND	1.42	ND				
Total HxCDF	ND	1.26	ND				
Total HpCDF	ND	0.743	ND				
Total PCDD/Fs	ND		1.61				
ITEF TEQs							
TEQ: ND=0	0		0.0161				
TEQ: ND=DL/2	2.65	2.65	2.66				
TEQ: ND=DL	5.3	5.31	5.31				



5500 Business Drive
Wilmington, NC 28405, USA
www.us.sgs.com
Tel: +1 910 794-1613; Toll-Free 866 846-8290

METHOD 8290A

PCDD/F ONGOING PRECISION AND RECOVERY (OPR)

FORM 8A

Lab Name: SGS North America
 Initial Calibration: ICAL: MM3_DF_12052016_30DEC2016
 Instrument ID: MM3 GC Column ID: ZB-5ms
 VER Data Filename: 170710R05 Analysis Date: 10-JUL-2017 17:15:30
 Lab ID: OPR1_14976_DF-RJ

NATIVE ANALYTES	SPIKE CONC.	CONC. FOUND	RANGE (ng/mL)			OK
2,3,7,8-TCDD	10	9.42	6.7	-	15.8	Y
1,2,3,7,8-PeCDD	50	50.1	35	-	71	Y
1,2,3,4,7,8-HxCDD	50	52.3	35	-	82	Y
1,2,3,6,7,8-HxCDD	50	55.6	38	-	67	Y
1,2,3,7,8,9-HxCDD	50	50.5	32	-	81	Y
1,2,3,4,6,7,8-HpCDD	50	51.5	35	-	70	Y
OCDD	100	102	78	-	144	Y
2,3,7,8-TCDF	10	10.3	7.5	-	15.8	Y
1,2,3,7,8-PeCDF	50	52	40	-	67	Y
2,3,4,7,8-PeCDF	50	55.1	34	-	80	Y
1,2,3,4,7,8-HxCDF	50	51.4	36	-	67	Y
1,2,3,6,7,8-HxCDF	50	52.2	42	-	65	Y
2,3,4,6,7,8-HxCDF	50	55.1	35	-	78	Y
1,2,3,7,8,9-HxCDF	50	50.6	39	-	65	Y
1,2,3,4,6,7,8-HpCDF	50	55.2	41	-	61	Y
1,2,3,4,7,8,9-HpCDF	50	54.9	39	-	69	Y
OCDF	100	107	63	-	170	Y

Contract-required concentration limits for OPR as specified in Table 6,
 Method 1613. 10/94

Processed: 13 Jul 2017 13:43 Analyst: pw

METHOD 8290A

PCDD/F ONGOING PRECISION AND RECOVERY (OPR)

FORM 8B

Lab Name: SGS North America
 Initial Calibration: ICAL: MM3_DF_12052016_30DEC2016
 Instrument ID: MM3 GC Column ID: ZB-5ms
 VER Data Filename: 170710R05 Analysis Date: 10-JUL-2017 17:15:30
 Lab ID: OPR1_14976_DF-RJ

LABELED ANALYTES	SPIKE CONC.	CONC. FOUND	RANGE (ng/mL)			OK
13C-2,3,7,8-TCDD	100	83.8	20	-	175	Y
13C-1,2,3,7,8-PeCDD	100	77.8	21	-	227	Y
13C-1,2,3,4,7,8-HxCDD	100	79.8	21	-	193	Y
13C-1,2,3,6,7,8-HxCDD	100	78.7	25	-	163	Y
13C-1,2,3,7,8,9-HxCDD	100	79.1	26	-	166	Y
13C-1,2,3,4,6,7,8-HpCDD	100	77.1	26	-	166	Y
13C-OCDD	200	69.3	26	-	397	Y
13C-2,3,7,8-TCDF	100	82	22	-	152	Y
13C-1,2,3,7,8-PeCDF	100	87.5	21	-	192	Y
13C-2,3,4,7,8-PeCDF	100	87.8	13	-	328	Y
13C-1,2,3,4,7,8-HxCDF	100	77.4	19	-	202	Y
13C-1,2,3,6,7,8-HxCDF	100	77.6	21	-	159	Y
13C-2,3,4,6,7,8-HxCDF	100	76	22	-	176	Y
13C-1,2,3,7,8,9-HxCDF	100	76.9	17	-	205	Y
13C-1,2,3,4,6,7,8-HpCDF	100	75.5	21	-	158	Y
13C-1,2,3,4,7,8,9-HpCDF	100	69.2	20	-	186	Y
13C-OCDF	200	86.5	26	-	397	Y
CLEANUP STANDARD						
37Cl-2,3,7,8-TCDD	40	33.3	12.4	-	76.4	Y

Contract-required concentration limits for OPR as specified in Table 6,
 Method 1613. 10/94

Processed: 13 Jul 2017 13:43 Analyst: pw

July 17, 2017

SLR International Corp. - West Linn, OR

Sample Delivery Group: L919991
Samples Received: 07/01/2017
Project Number: 108.00228.00048
Description: Nord Door Project - Everett, WA
Site: EVERETT, WA
Report To: Chris Kramer
1800 Blankenship Road, Suite 440
West Linn, OR 97068










Entire Report Reviewed By:



Brian Ford
Technical Service Representative

Results relate only to the items tested or calibrated and are reported as rounded values. This test report shall not be reproduced, except in full, without written approval of the laboratory. Where applicable, sampling conducted by ESC is performed per guidance provided in laboratory standard operating procedures: 060302, 060303, and 060304.



Cp: Cover Page	1	
Tc: Table of Contents	2	
Ss: Sample Summary	3	
Cn: Case Narrative	5	
Sr: Sample Results	6	
MW-1-0617 L919991-01	6	
MW-3-0617 L919991-02	7	
MW-4-0617 L919991-03	8	
MW-5-0617 L919991-04	9	
MW-6-0617 L919991-05	10	
MW-7-0617 L919991-06	11	
MW-8A-0617 L919991-07	12	
MW-8B-0617 L919991-08	13	
MW-9A-0617 L919991-09	14	
MW-9B-0617 L919991-10	15	
MW-10A-0617 L919991-11	16	
MW-10B-0617 L919991-12	17	
Qc: Quality Control Summary	18	
Volatile Organic Compounds (GC/MS) by Method 8260C	18	
Semi-Volatile Organic Compounds (GC) by Method NWTPHDX-NO SGT	19	
Semi Volatile Organic Compounds (GC/MS) by Method 8270D-SIM	20	
Gl: Glossary of Terms	21	
Al: Accreditations & Locations	22	
Sc: Chain of Custody	23	

SAMPLE SUMMARY



MW-1-0617 L919991-01 GW

Method	Batch	Dilution	Preparation date/time	Analysis date/time	Analyst
Semi-Volatile Organic Compounds (GC) by Method NWTPHDX-NO SGT	WG994814	1	07/02/17 10:39	07/03/17 14:20	TH

Collected by Steven L. Collected date/time 06/28/17 14:52 Received date/time 07/01/17 08:45

- 1 Cp
- 2 Tc
- 3 Ss
- 4 Cn
- 5 Sr
- 6 Qc
- 7 Gl
- 8 Al
- 9 Sc

MW-3-0617 L919991-02 GW

Method	Batch	Dilution	Preparation date/time	Analysis date/time	Analyst
Semi-Volatile Organic Compounds (GC) by Method NWTPHDX-NO SGT	WG994814	1	07/02/17 10:39	07/03/17 14:37	TH

Collected by Steven L. Collected date/time 06/28/17 15:34 Received date/time 07/01/17 08:45

MW-4-0617 L919991-03 GW

Method	Batch	Dilution	Preparation date/time	Analysis date/time	Analyst
Semi-Volatile Organic Compounds (GC) by Method NWTPHDX-NO SGT	WG994814	1	07/02/17 10:39	07/03/17 14:53	TH

Collected by Steven L. Collected date/time 06/28/17 16:17 Received date/time 07/01/17 08:45

MW-5-0617 L919991-04 GW

Method	Batch	Dilution	Preparation date/time	Analysis date/time	Analyst
Volatile Organic Compounds (GC/MS) by Method 8260C	WG996729	1	07/07/17 19:13	07/07/17 19:13	DWR
Volatile Organic Compounds (GC/MS) by Method 8260C	WG996729	50	07/12/17 14:42	07/12/17 14:42	LRL
Semi-Volatile Organic Compounds (GC) by Method NWTPHDX-NO SGT	WG994814	1	07/02/17 10:39	07/03/17 15:10	TH
Semi Volatile Organic Compounds (GC/MS) by Method 8270D-SIM	WG995409	1	07/05/17 20:21	07/06/17 21:22	CLG

Collected by Steven L. Collected date/time 06/29/17 12:39 Received date/time 07/01/17 08:45

MW-6-0617 L919991-05 GW

Method	Batch	Dilution	Preparation date/time	Analysis date/time	Analyst
Semi-Volatile Organic Compounds (GC) by Method NWTPHDX-NO SGT	WG994814	1	07/02/17 10:39	07/03/17 15:26	TH
Semi Volatile Organic Compounds (GC/MS) by Method 8270D-SIM	WG995409	1	07/05/17 20:21	07/06/17 21:45	CLG

Collected by Steven L. Collected date/time 06/29/17 16:17 Received date/time 07/01/17 08:45

MW-7-0617 L919991-06 GW

Method	Batch	Dilution	Preparation date/time	Analysis date/time	Analyst
Semi-Volatile Organic Compounds (GC) by Method NWTPHDX-NO SGT	WG994814	1	07/02/17 10:39	07/03/17 15:43	TH
Semi Volatile Organic Compounds (GC/MS) by Method 8270D-SIM	WG995409	1	07/05/17 20:21	07/06/17 22:07	CLG

Collected by Steven L. Collected date/time 06/29/17 15:28 Received date/time 07/01/17 08:45

MW-8A-0617 L919991-07 GW

Method	Batch	Dilution	Preparation date/time	Analysis date/time	Analyst
Volatile Organic Compounds (GC/MS) by Method 8260C	WG996729	2000	07/12/17 14:25	07/12/17 14:25	LRL
Volatile Organic Compounds (GC/MS) by Method 8260C	WG996729	250	07/07/17 19:28	07/07/17 19:28	DWR
Semi-Volatile Organic Compounds (GC) by Method NWTPHDX-NO SGT	WG994814	20	07/02/17 10:39	07/03/17 17:37	TH
Semi Volatile Organic Compounds (GC/MS) by Method 8270D-SIM	WG995409	1	07/05/17 20:21	07/06/17 22:29	CLG

Collected by Steven L. Collected date/time 06/28/17 13:48 Received date/time 07/01/17 08:45

SAMPLE SUMMARY



MW-8B-0617 L919991-08 GW

Collected by
Steven L. Collected date/time
06/28/17 13:12 Received date/time
07/01/17 08:45

Method	Batch	Dilution	Preparation date/time	Analysis date/time	Analyst
Volatile Organic Compounds (GC/MS) by Method 8260C	WG996729	100	07/07/17 19:43	07/07/17 19:43	DWR
Volatile Organic Compounds (GC/MS) by Method 8260C	WG996729	100	07/12/17 13:50	07/12/17 13:50	LRL
Semi-Volatile Organic Compounds (GC) by Method NWTPHDX-NO SGT	WG994814	20	07/02/17 10:39	07/03/17 17:53	TH
Semi Volatile Organic Compounds (GC/MS) by Method 8270D-SIM	WG995409	2	07/05/17 20:21	07/06/17 22:52	CLG

- 1 Cp
- 2 Tc
- 3 Ss
- 4 Cn
- 5 Sr
- 6 Qc
- 7 Gl
- 8 Al
- 9 Sc

MW-9A-0617 L919991-09 GW

Collected by
Steven L. Collected date/time
06/29/17 14:18 Received date/time
07/01/17 08:45

Method	Batch	Dilution	Preparation date/time	Analysis date/time	Analyst
Semi-Volatile Organic Compounds (GC) by Method NWTPHDX-NO SGT	WG994814	1	07/02/17 10:39	07/03/17 15:59	TH
Semi Volatile Organic Compounds (GC/MS) by Method 8270D-SIM	WG995409	1	07/05/17 20:21	07/06/17 23:14	CLG

MW-9B-0617 L919991-10 GW

Collected by
Steven L. Collected date/time
06/29/17 13:34 Received date/time
07/01/17 08:45

Method	Batch	Dilution	Preparation date/time	Analysis date/time	Analyst
Semi-Volatile Organic Compounds (GC) by Method NWTPHDX-NO SGT	WG994814	1	07/02/17 10:39	07/03/17 16:16	TH
Semi Volatile Organic Compounds (GC/MS) by Method 8270D-SIM	WG995409	1	07/05/17 20:21	07/06/17 23:37	CLG

MW-10A-0617 L919991-11 GW

Collected by
Steven L. Collected date/time
06/28/17 11:49 Received date/time
07/01/17 08:45

Method	Batch	Dilution	Preparation date/time	Analysis date/time	Analyst
Volatile Organic Compounds (GC/MS) by Method 8260C	WG996729	100	07/12/17 14:07	07/12/17 14:07	LRL
Volatile Organic Compounds (GC/MS) by Method 8260C	WG996729	25	07/07/17 19:58	07/07/17 19:58	DWR
Semi-Volatile Organic Compounds (GC) by Method NWTPHDX-NO SGT	WG994814	10	07/02/17 10:39	07/03/17 17:20	TH
Semi Volatile Organic Compounds (GC/MS) by Method 8270D-SIM	WG995409	1	07/05/17 20:21	07/07/17 00:00	CLG

MW-10B-0617 L919991-12 GW

Collected by
Steven L. Collected date/time
06/28/17 11:06 Received date/time
07/01/17 08:45

Method	Batch	Dilution	Preparation date/time	Analysis date/time	Analyst
Volatile Organic Compounds (GC/MS) by Method 8260C	WG996729	25	07/07/17 20:13	07/07/17 20:13	DWR
Semi-Volatile Organic Compounds (GC) by Method NWTPHDX-NO SGT	WG994814	1	07/02/17 10:39	07/03/17 16:32	TH
Semi Volatile Organic Compounds (GC/MS) by Method 8270D-SIM	WG995409	1	07/05/17 20:21	07/07/17 00:22	CLG



All sample aliquots were received at the correct temperature, in the proper containers, with the appropriate preservatives, and within method specified holding times. All MDL (LOD) and RDL (LOQ) values reported for environmental samples have been corrected for the dilution factor used in the analysis. All Method and Batch Quality Control are within established criteria except where addressed in this case narrative, a non-conformance form or properly qualified within the sample results. By my digital signature below, I affirm to the best of my knowledge, all problems/anomalies observed by the laboratory as having the potential to affect the quality of the data have been identified by the laboratory, and no information or data have been knowingly withheld that would affect the quality of the data.

Brian Ford
Technical Service Representative

- ¹ Cp
- ² Tc
- ³ Ss
- ⁴ Cn
- ⁵ Sr
- ⁶ Qc
- ⁷ Gl
- ⁸ Al
- ⁹ Sc



Semi-Volatile Organic Compounds (GC) by Method NWTPHDX-NO SGT

Analyte	Result ug/l	Qualifier	MDL ug/l	RDL ug/l	Dilution	Analysis date / time	Batch
Diesel Range Organics (DRO)	356		66.0	200	1	07/03/2017 14:20	WG994814
Residual Range Organics (RRO)	412		82.5	250	1	07/03/2017 14:20	WG994814
(S) o-Terphenyl	105			52.0-156		07/03/2017 14:20	WG994814

¹ Cp

² Tc

³ Ss

⁴ Cn

⁵ Sr

⁶ Qc

⁷ Gl

⁸ Al

⁹ Sc



Semi-Volatile Organic Compounds (GC) by Method NWTPHDX-NO SGT

Analyte	Result ug/l	Qualifier	MDL ug/l	RDL ug/l	Dilution	Analysis date / time	Batch
Diesel Range Organics (DRO)	125	J	66.0	200	1	07/03/2017 14:37	WG994814
Residual Range Organics (RRO)	164	J	82.5	250	1	07/03/2017 14:37	WG994814
(S) o-Terphenyl	96.3			52.0-156		07/03/2017 14:37	WG994814

1 Cp

2 Tc

3 Ss

4 Cn

5 Sr

6 Qc

7 Gl

8 Al

9 Sc



Semi-Volatile Organic Compounds (GC) by Method NWTPHDX-NO SGT

Analyte	Result ug/l	Qualifier	MDL ug/l	RDL ug/l	Dilution	Analysis date / time	Batch
Diesel Range Organics (DRO)	U		66.0	200	1	07/03/2017 14:53	WG994814
Residual Range Organics (RRO)	U		82.5	250	1	07/03/2017 14:53	WG994814
(S) o-Terphenyl	96.1			52.0-156		07/03/2017 14:53	WG994814

1 Cp

2 Tc

3 Ss

4 Cn

5 Sr

6 Qc

7 Gl

8 Al

9 Sc



Volatile Organic Compounds (GC/MS) by Method 8260C

Analyte	Result ug/l	Qualifier	MDL ug/l	RDL ug/l	Dilution	Analysis date / time	Batch
Benzene	0.197	<u>J</u>	0.0896	0.500	1	07/07/2017 19:13	WG996729
Naphthalene	1110	<u>JO</u>	8.70	125	50	07/12/2017 14:42	WG996729
(S) Toluene-d8	103			80.0-120		07/12/2017 14:42	WG996729
(S) Toluene-d8	90.4			80.0-120		07/07/2017 19:13	WG996729
(S) Dibromofluoromethane	82.7			76.0-123		07/07/2017 19:13	WG996729
(S) Dibromofluoromethane	101			76.0-123		07/12/2017 14:42	WG996729
(S) 4-Bromofluorobenzene	96.6			80.0-120		07/12/2017 14:42	WG996729
(S) 4-Bromofluorobenzene	97.8			80.0-120		07/07/2017 19:13	WG996729

- 1 Cp
- 2 Tc
- 3 Ss
- 4 Cn
- 5 Sr
- 6 Qc
- 7 Gl
- 8 Al
- 9 Sc

Semi-Volatile Organic Compounds (GC) by Method NWTPHDX-NO SGT

Analyte	Result ug/l	Qualifier	MDL ug/l	RDL ug/l	Dilution	Analysis date / time	Batch
Diesel Range Organics (DRO)	1860		66.0	200	1	07/03/2017 15:10	WG994814
Residual Range Organics (RRO)	207	<u>J</u>	82.5	250	1	07/03/2017 15:10	WG994814
(S) o-Terphenyl	104			52.0-156		07/03/2017 15:10	WG994814

Semi Volatile Organic Compounds (GC/MS) by Method 8270D-SIM

Analyte	Result ug/l	Qualifier	MDL ug/l	RDL ug/l	Dilution	Analysis date / time	Batch
Benzo(a)anthracene	0.598		0.00410	0.0500	1	07/06/2017 21:22	WG995409
Benzo(a)pyrene	0.178		0.0116	0.0500	1	07/06/2017 21:22	WG995409
Benzo(b)fluoranthene	0.290		0.00212	0.0500	1	07/06/2017 21:22	WG995409
Benzo(k)fluoranthene	0.0698	<u>B</u>	0.0136	0.0500	1	07/06/2017 21:22	WG995409
Chrysene	0.308		0.0108	0.0500	1	07/06/2017 21:22	WG995409
Dibenz(a,h)anthracene	0.0190	<u>B J</u>	0.00396	0.0500	1	07/06/2017 21:22	WG995409
Indeno(1,2,3-cd)pyrene	0.0578		0.0148	0.0500	1	07/06/2017 21:22	WG995409
(S) Nitrobenzene-d5	105			31.0-160		07/06/2017 21:22	WG995409
(S) 2-Fluorobiphenyl	123			48.0-148		07/06/2017 21:22	WG995409
(S) p-Terphenyl-d14	118			37.0-146		07/06/2017 21:22	WG995409



Semi-Volatile Organic Compounds (GC) by Method NWTPHDX-NO SGT

Analyte	Result	Qualifier	MDL	RDL	Dilution	Analysis	Batch
	ug/l		ug/l	ug/l		date / time	
Diesel Range Organics (DRO)	U		66.0	200	1	07/03/2017 15:26	WG994814
Residual Range Organics (RRO)	86.9	J	82.5	250	1	07/03/2017 15:26	WG994814
(S) o-Terphenyl	95.7			52.0-156		07/03/2017 15:26	WG994814

- 1 Cp
- 2 Tc
- 3 Ss
- 4 Cn
- 5 Sr
- 6 Qc
- 7 Gl
- 8 Al
- 9 Sc

Semi Volatile Organic Compounds (GC/MS) by Method 8270D-SIM

Analyte	Result	Qualifier	MDL	RDL	Dilution	Analysis	Batch
	ug/l		ug/l	ug/l		date / time	
Benzo(a)anthracene	U		0.00410	0.0500	1	07/06/2017 21:45	WG995409
Benzo(a)pyrene	U		0.0116	0.0500	1	07/06/2017 21:45	WG995409
Benzo(b)fluoranthene	U		0.00212	0.0500	1	07/06/2017 21:45	WG995409
Benzo(k)fluoranthene	U		0.0136	0.0500	1	07/06/2017 21:45	WG995409
Chrysene	U		0.0108	0.0500	1	07/06/2017 21:45	WG995409
Dibenz(a,h)anthracene	U		0.00396	0.0500	1	07/06/2017 21:45	WG995409
Indeno(1,2,3-cd)pyrene	U		0.0148	0.0500	1	07/06/2017 21:45	WG995409
(S) Nitrobenzene-d5	123			31.0-160		07/06/2017 21:45	WG995409
(S) 2-Fluorobiphenyl	155	J1		48.0-148		07/06/2017 21:45	WG995409
(S) p-Terphenyl-d14	167	J1		37.0-146		07/06/2017 21:45	WG995409



Semi-Volatile Organic Compounds (GC) by Method NWTPHDX-NO SGT

Analyte	Result	Qualifier	MDL	RDL	Dilution	Analysis	Batch
	ug/l		ug/l	ug/l		date / time	
Diesel Range Organics (DRO)	217		66.0	200	1	07/03/2017 15:43	WG994814
Residual Range Organics (RRO)	242	J	82.5	250	1	07/03/2017 15:43	WG994814
(S) o-Terphenyl	104			52.0-156		07/03/2017 15:43	WG994814

- 1 Cp
- 2 Tc
- 3 Ss
- 4 Cn
- 5 Sr
- 6 Qc
- 7 Gl
- 8 Al
- 9 Sc

Semi Volatile Organic Compounds (GC/MS) by Method 8270D-SIM

Analyte	Result	Qualifier	MDL	RDL	Dilution	Analysis	Batch
	ug/l		ug/l	ug/l		date / time	
Benzo(a)anthracene	U		0.00410	0.0500	1	07/06/2017 22:07	WG995409
Benzo(a)pyrene	U		0.0116	0.0500	1	07/06/2017 22:07	WG995409
Benzo(b)fluoranthene	U		0.00212	0.0500	1	07/06/2017 22:07	WG995409
Benzo(k)fluoranthene	U		0.0136	0.0500	1	07/06/2017 22:07	WG995409
Chrysene	U		0.0108	0.0500	1	07/06/2017 22:07	WG995409
Dibenz(a,h)anthracene	U		0.00396	0.0500	1	07/06/2017 22:07	WG995409
Indeno(1,2,3-cd)pyrene	U		0.0148	0.0500	1	07/06/2017 22:07	WG995409
(S) Nitrobenzene-d5	118			31.0-160		07/06/2017 22:07	WG995409
(S) 2-Fluorobiphenyl	149	J1		48.0-148		07/06/2017 22:07	WG995409
(S) p-Terphenyl-d14	153	J1		37.0-146		07/06/2017 22:07	WG995409



Volatile Organic Compounds (GC/MS) by Method 8260C

Analyte	Result	Qualifier	MDL	RDL	Dilution	Analysis	Batch
	ug/l		ug/l	ug/l		date / time	
Benzene	36.2	<u>J</u>	22.4	125	250	07/07/2017 19:28	WG996729
Naphthalene	12900		348	5000	2000	07/12/2017 14:25	WG996729
(S) Toluene-d8	91.9			80.0-120		07/07/2017 19:28	WG996729
(S) Toluene-d8	101			80.0-120		07/12/2017 14:25	WG996729
(S) Dibromofluoromethane	101			76.0-123		07/12/2017 14:25	WG996729
(S) Dibromofluoromethane	80.9			76.0-123		07/07/2017 19:28	WG996729
(S) 4-Bromofluorobenzene	97.6			80.0-120		07/12/2017 14:25	WG996729
(S) 4-Bromofluorobenzene	93.9			80.0-120		07/07/2017 19:28	WG996729

1 Cp

2 Tc

3 Ss

4 Cn

5 Sr

Semi-Volatile Organic Compounds (GC) by Method NWTPHDX-NO SGT

Analyte	Result	Qualifier	MDL	RDL	Dilution	Analysis	Batch
	ug/l		ug/l	ug/l		date / time	
Diesel Range Organics (DRO)	64500		1320	4000	20	07/03/2017 17:37	WG994814
Residual Range Organics (RRO)	9090		1650	5000	20	07/03/2017 17:37	WG994814
(S) o-Terphenyl	244	<u>J7</u>		52.0-156		07/03/2017 17:37	WG994814

6 Qc

7 Gl

8 Al

Semi Volatile Organic Compounds (GC/MS) by Method 8270D-SIM

Analyte	Result	Qualifier	MDL	RDL	Dilution	Analysis	Batch
	ug/l		ug/l	ug/l		date / time	
Benzo(a)anthracene	5.12		0.00410	0.0500	1	07/06/2017 22:29	WG995409
Benzo(a)pyrene	2.70		0.0116	0.0500	1	07/06/2017 22:29	WG995409
Benzo(b)fluoranthene	3.58		0.00212	0.0500	1	07/06/2017 22:29	WG995409
Benzo(k)fluoranthene	1.36		0.0136	0.0500	1	07/06/2017 22:29	WG995409
Chrysene	4.74		0.0108	0.0500	1	07/06/2017 22:29	WG995409
Dibenz(a,h)anthracene	0.508		0.00396	0.0500	1	07/06/2017 22:29	WG995409
Indeno(1,2,3-cd)pyrene	0.993		0.0148	0.0500	1	07/06/2017 22:29	WG995409
(S) Nitrobenzene-d5	17.8	<u>J2</u>		31.0-160		07/06/2017 22:29	WG995409
(S) 2-Fluorobiphenyl	113			48.0-148		07/06/2017 22:29	WG995409
(S) p-Terphenyl-d14	139			37.0-146		07/06/2017 22:29	WG995409

9 Sc



Volatile Organic Compounds (GC/MS) by Method 8260C

Analyte	Result	Qualifier	MDL	RDL	Dilution	Analysis	Batch
	ug/l		ug/l	ug/l		date / time	
Benzene	107		8.96	50.0	100	07/07/2017 19:43	WG996729
Naphthalene	12400	<u>J0</u>	17.4	250	100	07/12/2017 13:50	WG996729
(S) Toluene-d8	91.4			80.0-120		07/07/2017 19:43	WG996729
(S) Toluene-d8	104			80.0-120		07/12/2017 13:50	WG996729
(S) Dibromofluoromethane	102			76.0-123		07/12/2017 13:50	WG996729
(S) Dibromofluoromethane	81.8			76.0-123		07/07/2017 19:43	WG996729
(S) 4-Bromofluorobenzene	93.2			80.0-120		07/07/2017 19:43	WG996729
(S) 4-Bromofluorobenzene	99.6			80.0-120		07/12/2017 13:50	WG996729

- 1 Cp
- 2 Tc
- 3 Ss
- 4 Cn
- 5 Sr
- 6 Qc
- 7 Gl
- 8 Al
- 9 Sc

Semi-Volatile Organic Compounds (GC) by Method NWTPHDX-NO SGT

Analyte	Result	Qualifier	MDL	RDL	Dilution	Analysis	Batch
	ug/l		ug/l	ug/l		date / time	
Diesel Range Organics (DRO)	95400		1320	4000	20	07/03/2017 17:53	WG994814
Residual Range Organics (RRO)	14000		1650	5000	20	07/03/2017 17:53	WG994814
(S) o-Terphenyl	300	<u>J7</u>		52.0-156		07/03/2017 17:53	WG994814

Semi Volatile Organic Compounds (GC/MS) by Method 8270D-SIM

Analyte	Result	Qualifier	MDL	RDL	Dilution	Analysis	Batch
	ug/l		ug/l	ug/l		date / time	
Benzo(a)anthracene	28.2		0.00820	0.100	2	07/06/2017 22:52	WG995409
Benzo(a)pyrene	15.0		0.0232	0.100	2	07/06/2017 22:52	WG995409
Benzo(b)fluoranthene	25.2		0.00424	0.100	2	07/06/2017 22:52	WG995409
Benzo(k)fluoranthene	6.97		0.0272	0.100	2	07/06/2017 22:52	WG995409
Chrysene	21.1		0.0216	0.100	2	07/06/2017 22:52	WG995409
Dibenz(a,h)anthracene	2.10		0.00792	0.100	2	07/06/2017 22:52	WG995409
Indeno(1,2,3-cd)pyrene	5.59		0.0296	0.100	2	07/06/2017 22:52	WG995409
(S) Nitrobenzene-d5	11.5	<u>J2</u>		31.0-160		07/06/2017 22:52	WG995409
(S) 2-Fluorobiphenyl	112			48.0-148		07/06/2017 22:52	WG995409
(S) p-Terphenyl-d14	122			37.0-146		07/06/2017 22:52	WG995409



Semi-Volatile Organic Compounds (GC) by Method NWTPHDX-NO SGT

Analyte	Result	Qualifier	MDL	RDL	Dilution	Analysis	Batch
	ug/l		ug/l	ug/l		date / time	
Diesel Range Organics (DRO)	104	J	66.0	200	1	07/03/2017 15:59	WG994814
Residual Range Organics (RRO)	89.9	J	82.5	250	1	07/03/2017 15:59	WG994814
(S) o-Terphenyl	98.8			52.0-156		07/03/2017 15:59	WG994814

- 1 Cp
- 2 Tc
- 3 Ss
- 4 Cn
- 5 Sr
- 6 Qc
- 7 Gl
- 8 Al
- 9 Sc

Semi Volatile Organic Compounds (GC/MS) by Method 8270D-SIM

Analyte	Result	Qualifier	MDL	RDL	Dilution	Analysis	Batch
	ug/l		ug/l	ug/l		date / time	
Benzo(a)anthracene	0.0318	B J	0.00410	0.0500	1	07/06/2017 23:14	WG995409
Benzo(a)pyrene	0.0609	B	0.0116	0.0500	1	07/06/2017 23:14	WG995409
Benzo(b)fluoranthene	0.0108	B J	0.00212	0.0500	1	07/06/2017 23:14	WG995409
Benzo(k)fluoranthene	U		0.0136	0.0500	1	07/06/2017 23:14	WG995409
Chrysene	0.0202	B J	0.0108	0.0500	1	07/06/2017 23:14	WG995409
Dibenz(a,h)anthracene	U		0.00396	0.0500	1	07/06/2017 23:14	WG995409
Indeno(1,2,3-cd)pyrene	U		0.0148	0.0500	1	07/06/2017 23:14	WG995409
(S) Nitrobenzene-d5	104			31.0-160		07/06/2017 23:14	WG995409
(S) 2-Fluorobiphenyl	113			48.0-148		07/06/2017 23:14	WG995409
(S) p-Terphenyl-d14	129			37.0-146		07/06/2017 23:14	WG995409



Semi-Volatile Organic Compounds (GC) by Method NWTPHDX-NO SGT

Analyte	Result	Qualifier	MDL	RDL	Dilution	Analysis	Batch
	ug/l		ug/l	ug/l		date / time	
Diesel Range Organics (DRO)	U		66.0	200	1	07/03/2017 16:16	WG994814
Residual Range Organics (RRO)	U		82.5	250	1	07/03/2017 16:16	WG994814
(S) o-Terphenyl	101			52.0-156		07/03/2017 16:16	WG994814

- 1 Cp
- 2 Tc
- 3 Ss
- 4 Cn
- 5 Sr
- 6 Qc
- 7 Gl
- 8 Al
- 9 Sc

Semi Volatile Organic Compounds (GC/MS) by Method 8270D-SIM

Analyte	Result	Qualifier	MDL	RDL	Dilution	Analysis	Batch
	ug/l		ug/l	ug/l		date / time	
Benzo(a)anthracene	0.00777	<u>B J</u>	0.00410	0.0500	1	07/06/2017 23:37	WG995409
Benzo(a)pyrene	U		0.0116	0.0500	1	07/06/2017 23:37	WG995409
Benzo(b)fluoranthene	U		0.00212	0.0500	1	07/06/2017 23:37	WG995409
Benzo(k)fluoranthene	U		0.0136	0.0500	1	07/06/2017 23:37	WG995409
Chrysene	U		0.0108	0.0500	1	07/06/2017 23:37	WG995409
Dibenz(a,h)anthracene	U		0.00396	0.0500	1	07/06/2017 23:37	WG995409
Indeno(1,2,3-cd)pyrene	U		0.0148	0.0500	1	07/06/2017 23:37	WG995409
(S) Nitrobenzene-d5	110			31.0-160		07/06/2017 23:37	WG995409
(S) 2-Fluorobiphenyl	128			48.0-148		07/06/2017 23:37	WG995409
(S) p-Terphenyl-d14	169	<u>J1</u>		37.0-146		07/06/2017 23:37	WG995409



Volatile Organic Compounds (GC/MS) by Method 8260C

Analyte	Result	Qualifier	MDL	RDL	Dilution	Analysis	Batch
	ug/l		ug/l	ug/l		date / time	
Benzene	24.9		2.24	12.5	25	07/07/2017 19:58	WG996729
Naphthalene	5530	<u>JO</u>	17.4	250	100	07/12/2017 14:07	WG996729
(S) Toluene-d8	92.9			80.0-120		07/07/2017 19:58	WG996729
(S) Toluene-d8	101			80.0-120		07/12/2017 14:07	WG996729
(S) Dibromofluoromethane	101			76.0-123		07/12/2017 14:07	WG996729
(S) Dibromofluoromethane	83.3			76.0-123		07/07/2017 19:58	WG996729
(S) 4-Bromofluorobenzene	97.6			80.0-120		07/12/2017 14:07	WG996729
(S) 4-Bromofluorobenzene	91.6			80.0-120		07/07/2017 19:58	WG996729

- 1 Cp
- 2 Tc
- 3 Ss
- 4 Cn
- 5 Sr
- 6 Qc
- 7 Gl
- 8 Al
- 9 Sc

Semi-Volatile Organic Compounds (GC) by Method NWTPHDX-NO SGT

Analyte	Result	Qualifier	MDL	RDL	Dilution	Analysis	Batch
	ug/l		ug/l	ug/l		date / time	
Diesel Range Organics (DRO)	17800		660	2000	10	07/03/2017 17:20	WG994814
Residual Range Organics (RRO)	1800	<u>J</u>	825	2500	10	07/03/2017 17:20	WG994814
(S) o-Terphenyl	240	<u>J1</u>		52.0-156		07/03/2017 17:20	WG994814

Semi Volatile Organic Compounds (GC/MS) by Method 8270D-SIM

Analyte	Result	Qualifier	MDL	RDL	Dilution	Analysis	Batch
	ug/l		ug/l	ug/l		date / time	
Benzo(a)anthracene	10.6		0.00410	0.0500	1	07/07/2017 00:00	WG995409
Benzo(a)pyrene	5.24		0.0116	0.0500	1	07/07/2017 00:00	WG995409
Benzo(b)fluoranthene	7.89		0.00212	0.0500	1	07/07/2017 00:00	WG995409
Benzo(k)fluoranthene	2.54		0.0136	0.0500	1	07/07/2017 00:00	WG995409
Chrysene	6.93		0.0108	0.0500	1	07/07/2017 00:00	WG995409
Dibenz(a,h)anthracene	0.662		0.00396	0.0500	1	07/07/2017 00:00	WG995409
Indeno(1,2,3-cd)pyrene	1.88		0.0148	0.0500	1	07/07/2017 00:00	WG995409
(S) Nitrobenzene-d5	44.4			31.0-160		07/07/2017 00:00	WG995409
(S) 2-Fluorobiphenyl	214	<u>J1</u>		48.0-148		07/07/2017 00:00	WG995409
(S) p-Terphenyl-d14	138			37.0-146		07/07/2017 00:00	WG995409



Volatile Organic Compounds (GC/MS) by Method 8260C

Analyte	Result	Qualifier	MDL	RDL	Dilution	Analysis	Batch
	ug/l		ug/l	ug/l		date / time	
Benzene	U		2.24	12.5	25	07/07/2017 20:13	WG996729
Naphthalene	1880	<u>JO</u>	4.35	62.5	25	07/07/2017 20:13	WG996729
(S) Toluene-d8	92.4			80.0-120		07/07/2017 20:13	WG996729
(S) Dibromofluoromethane	83.3			76.0-123		07/07/2017 20:13	WG996729
(S) 4-Bromofluorobenzene	90.5			80.0-120		07/07/2017 20:13	WG996729

Sample Narrative:

L919991-12 WG996729: Target compounds too high to run at a lower dilution.

Semi-Volatile Organic Compounds (GC) by Method NWTPHDX-NO SGT

Analyte	Result	Qualifier	MDL	RDL	Dilution	Analysis	Batch
	ug/l		ug/l	ug/l		date / time	
Diesel Range Organics (DRO)	259		66.0	200	1	07/03/2017 16:32	WG994814
Residual Range Organics (RRO)	U		82.5	250	1	07/03/2017 16:32	WG994814
(S) o-Terphenyl	104			52.0-156		07/03/2017 16:32	WG994814

Semi Volatile Organic Compounds (GC/MS) by Method 8270D-SIM

Analyte	Result	Qualifier	MDL	RDL	Dilution	Analysis	Batch
	ug/l		ug/l	ug/l		date / time	
Benzo(a)anthracene	0.661		0.00410	0.0500	1	07/07/2017 00:22	WG995409
Benzo(a)pyrene	0.0895	<u>B</u>	0.0116	0.0500	1	07/07/2017 00:22	WG995409
Benzo(b)fluoranthene	0.177	<u>B</u>	0.00212	0.0500	1	07/07/2017 00:22	WG995409
Benzo(k)fluoranthene	0.0627	<u>B</u>	0.0136	0.0500	1	07/07/2017 00:22	WG995409
Chrysene	0.354		0.0108	0.0500	1	07/07/2017 00:22	WG995409
Dibenz(a,h)anthracene	U		0.00396	0.0500	1	07/07/2017 00:22	WG995409
Indeno(1,2,3-cd)pyrene	0.0227	<u>J</u>	0.0148	0.0500	1	07/07/2017 00:22	WG995409
(S) Nitrobenzene-d5	113			31.0-160		07/07/2017 00:22	WG995409
(S) 2-Fluorobiphenyl	134			48.0-148		07/07/2017 00:22	WG995409
(S) p-Terphenyl-d14	171	<u>J1</u>		37.0-146		07/07/2017 00:22	WG995409

1 Cp

2 Tc

3 Ss

4 Cn

5 Sr

6 Qc

7 Gl

8 Al

9 Sc



Method Blank (MB)

(MB) R3232637-3 07/07/17 13:29

Analyte	MB Result	MB Qualifier	MB MDL	MB RDL
	ug/l		ug/l	ug/l
Benzene	U		0.0896	0.500
Naphthalene	U		0.174	2.50
(S) Toluene-d8	91.7			80.0-120
(S) Dibromofluoromethane	82.6			76.0-123
(S) 4-Bromofluorobenzene	95.4			80.0-120

Laboratory Control Sample (LCS) • Laboratory Control Sample Duplicate (LCSD)

(LCS) R3232637-1 07/07/17 12:44 • (LCSD) R3232637-2 07/07/17 12:59

Analyte	Spike Amount	LCS Result	LCSD Result	LCS Rec.	LCSD Rec.	Rec. Limits	LCS Qualifier	LCSD Qualifier	RPD	RPD Limits
	ug/l	ug/l	ug/l	%	%	%			%	%
Benzene	25.0	21.8	22.1	87.3	88.2	69.0-123			1.07	20
Naphthalene	25.0	27.9	28.5	111	114	62.0-128			2.07	20
(S) Toluene-d8				92.5	92.5	80.0-120				
(S) Dibromofluoromethane				84.5	83.7	76.0-123				
(S) 4-Bromofluorobenzene				94.8	91.5	80.0-120				

¹ Cp

² Tc

³ Ss

⁴ Cn

⁵ Sr

⁶ Qc

⁷ Gl

⁸ Al

⁹ Sc



Method Blank (MB)

(MB) R3231094-1 07/03/17 11:03

Analyte	MB Result	MB Qualifier	MB MDL	MB RDL
	ug/l		ug/l	ug/l
Diesel Range Organics (DRO)	U		66.7	200
Residual Range Organics (RRO)	U		83.3	250
(S) o-Terphenyl	95.9			52.0-156

Laboratory Control Sample (LCS) • Laboratory Control Sample Duplicate (LCSD)

(LCS) R3231094-2 07/03/17 11:20 • (LCSD) R3231094-3 07/03/17 11:36

Analyte	Spike Amount	LCS Result	LCSD Result	LCS Rec.	LCSD Rec.	Rec. Limits	LCS Qualifier	LCSD Qualifier	RPD	RPD Limits
	ug/l	ug/l	ug/l	%	%	%			%	%
Diesel Range Organics (DRO)	750	985	997	131	133	50.0-150			1.14	20
Residual Range Organics (RRO)	750	753	780	100	104	50.0-150			3.53	20
(S) o-Terphenyl				94.3	97.1	52.0-156				

1 Cp

2 Tc

3 Ss

4 Cn

5 Sr

6 Qc

7 Gl

8 Al

9 Sc



Method Blank (MB)

(MB) R3232043-3 07/06/17 14:37

Analyte	MB Result ug/l	MB Qualifier	MB MDL ug/l	MB RDL ug/l
Benzo(a)anthracene	0.0265	<u>L</u>	0.00410	0.0500
Benzo(a)pyrene	0.0143	<u>L</u>	0.0116	0.0500
Benzo(b)fluoranthene	0.0181	<u>L</u>	0.00212	0.0500
Benzo(k)fluoranthene	0.0301	<u>L</u>	0.0136	0.0500
Chrysene	0.0263	<u>L</u>	0.0108	0.0500
Dibenz(a,h)anthracene	0.00567	<u>L</u>	0.00396	0.0500
Indeno(1,2,3-cd)pyrene	U		0.0148	0.0500
(S) Nitrobenzene-d5	116			31.0-160
(S) 2-Fluorobiphenyl	137			48.0-148
(S) p-Terphenyl-d14	198	<u>J1</u>		37.0-146

¹ Cp

² Tc

³ Ss

⁴ Cn

⁵ Sr

⁶ Qc

⁷ Gl

⁸ Al

⁹ Sc

Laboratory Control Sample (LCS) • Laboratory Control Sample Duplicate (LCSD)

(LCS) R3232043-1 07/06/17 13:52 • (LCSD) R3232043-2 07/06/17 14:14

Analyte	Spike Amount ug/l	LCS Result ug/l	LCSD Result ug/l	LCS Rec. %	LCSD Rec. %	Rec. Limits %	LCS Qualifier	LCSD Qualifier	RPD %	RPD Limits %
Benzo(a)anthracene	48.0	55.3	55.2	115	115	59.0-134			0.173	20
Benzo(a)pyrene	48.0	49.7	49.9	104	104	61.0-145			0.360	20
Benzo(b)fluoranthene	48.0	51.5	52.6	107	110	57.0-136			2.24	20
Benzo(k)fluoranthene	48.0	50.7	49.6	106	103	57.0-141			2.11	20
Chrysene	48.0	55.4	54.2	115	113	63.0-140			2.24	20
Dibenz(a,h)anthracene	48.0	63.1	62.2	131	129	49.0-141			1.49	20
Indeno(1,2,3-cd)pyrene	48.0	58.9	58.0	123	121	53.0-141			1.53	20
(S) Nitrobenzene-d5				124	123	31.0-160				
(S) 2-Fluorobiphenyl				147	145	48.0-148				
(S) p-Terphenyl-d14				188	188	37.0-146	<u>J1</u>	<u>J1</u>		



Abbreviations and Definitions

SDG	Sample Delivery Group.
MDL	Method Detection Limit.
RDL	Reported Detection Limit.
U	Not detected at the Reporting Limit (or MDL where applicable).
RPD	Relative Percent Difference.
(S)	Surrogate (Surrogate Standard) - Analytes added to every blank, sample, Laboratory Control Sample/Duplicate and Matrix Spike/Duplicate; used to evaluate analytical efficiency by measuring recovery. Surrogates are not expected to be detected in all environmental media.
Rec.	Recovery.

Qualifier	Description
B	The same analyte is found in the associated blank.
J	The identification of the analyte is acceptable; the reported value is an estimate.
J0	J0: Calibration verification outside of acceptance limits. Result is estimated.
J1	Surrogate recovery limits have been exceeded; values are outside upper control limits.
J2	Surrogate recovery limits have been exceeded; values are outside lower control limits.
J7	Surrogate recovery cannot be used for control limit evaluation due to dilution.

¹ Cp

² Tc

³ Ss

⁴ Cn

⁵ Sr

⁶ Qc

⁷ Gl

⁸ Al

⁹ Sc



ESC Lab Sciences is the only environmental laboratory accredited/certified to support your work nationwide from one location. One phone call, one point of contact, one laboratory. No other lab is as accessible or prepared to handle your needs throughout the country. Our capacity and capability from our single location laboratory is comparable to the collective totals of the network laboratories in our industry. The most significant benefit to our "one location" design is the design of our laboratory campus. The model is conducive to accelerated productivity, decreasing turn-around time, and preventing cross contamination, thus protecting sample integrity. Our focus on premium quality and prompt service allows us to be **YOUR LAB OF CHOICE**.
 * Not all certifications held by the laboratory are applicable to the results reported in the attached report.

State Accreditations

Alabama	40660	Nevada	TN-03-2002-34
Alaska	UST-080	New Hampshire	2975
Arizona	AZ0612	New Jersey–NELAP	TN002
Arkansas	88-0469	New Mexico	TN00003
California	01157CA	New York	11742
Colorado	TN00003	North Carolina	Env375
Connecticut	PH-0197	North Carolina ¹	DW21704
Florida	E87487	North Carolina ²	41
Georgia	NELAP	North Dakota	R-140
Georgia ¹	923	Ohio–VAP	CL0069
Idaho	TN00003	Oklahoma	9915
Illinois	200008	Oregon	TN200002
Indiana	C-TN-01	Pennsylvania	68-02979
Iowa	364	Rhode Island	221
Kansas	E-10277	South Carolina	84004
Kentucky ¹	90010	South Dakota	n/a
Kentucky ²	16	Tennessee ¹⁴	2006
Louisiana	AI30792	Texas	T 104704245-07-TX
Maine	TN0002	Texas ⁵	LAB0152
Maryland	324	Utah	6157585858
Massachusetts	M-TN003	Vermont	VT2006
Michigan	9958	Virginia	109
Minnesota	047-999-395	Washington	C1915
Mississippi	TN00003	West Virginia	233
Missouri	340	Wisconsin	9980939910
Montana	CERT0086	Wyoming	A2LA
Nebraska	NE-OS-15-05		

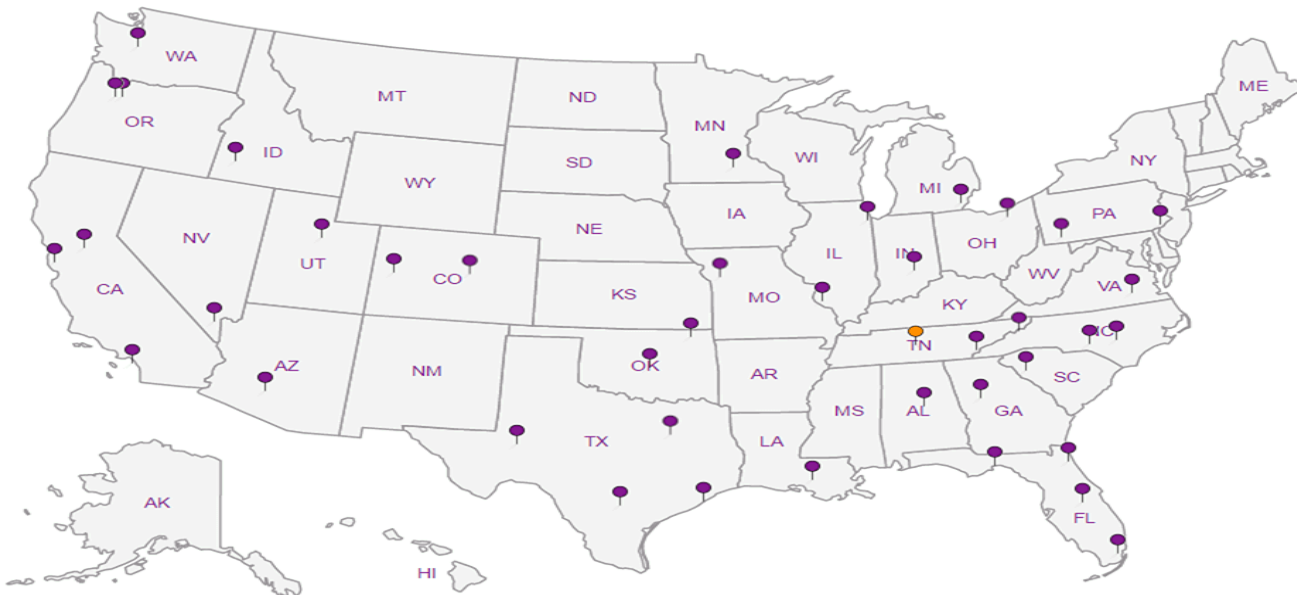
Third Party & Federal Accreditations

A2LA – ISO 17025	1461.01	AIHA-LAP,LLC	100789
A2LA – ISO 17025 ⁵	1461.02	DOD	1461.01
Canada	1461.01	USDA	S-67674
EPA–Crypto	TN00003		

¹ Drinking Water ² Underground Storage Tanks ³ Aquatic Toxicity ⁴ Chemical/Microbiological ⁵ Mold ^{n/a} Accreditation not applicable

Our Locations

ESC Lab Sciences has sixty-four client support centers that provide sample pickup and/or the delivery of sampling supplies. If you would like assistance from one of our support offices, please contact our main office. **ESC Lab Sciences performs all testing at our central laboratory.**



SLR International Corp. - West Linn, OR

Sample Delivery Group: L946167
Samples Received: 10/25/2017
Project Number: 108.00228.00048
Description: Nord Door Project - Everett, WA
Site: EVERETT, WA
Report To: Chris Kramer
1800 Blankenship Road, Suite 440
West Linn, OR 97068










Entire Report Reviewed By:



Brian Ford
Technical Service Representative

Results relate only to the items tested or calibrated and are reported as rounded values. This test report shall not be reproduced, except in full, without written approval of the laboratory. Where applicable, sampling conducted by ESC is performed per guidance provided in laboratory standard operating procedures: 060302, 060303, and 060304.



Cp: Cover Page	1	
Tc: Table of Contents	2	
Ss: Sample Summary	3	
Cn: Case Narrative	4	
Sr: Sample Results	5	
MW-5-1017 L946167-01	5	
MW-8A-1017 L946167-02	6	
MW-8B-1017 L946167-03	7	
MW-10A-1017 L946167-04	8	
MW-10B-1017 L946167-05	9	
Qc: Quality Control Summary	10	
Volatile Organic Compounds (GC/MS) by Method 8260C	10	
Semi-Volatile Organic Compounds (GC) by Method NWTPHDX-NO SGT	11	
Semi Volatile Organic Compounds (GC/MS) by Method 8270D-SIM	12	
Gl: Glossary of Terms	13	
Al: Accreditations & Locations	14	
Sc: Sample Chain of Custody	15	

SAMPLE SUMMARY



MW-5-1017 L946167-01 GW

Collected by
Steven L. Collected date/time
10/23/17 12:45 Received date/time
10/25/17 08:45

Method	Batch	Dilution	Preparation date/time	Analysis date/time	Analyst
Semi-Volatile Organic Compounds (GC) by Method NWTPHDX-NO SGT	WG1035156	1	10/26/17 08:42	10/26/17 18:40	LM

1
Cp

2
Tc

3
Ss

4
Cn

5
Sr

6
Qc

7
Gl

8
Al

9
Sc

MW-8A-1017 L946167-02 GW

Collected by
Steven L. Collected date/time
10/23/17 10:46 Received date/time
10/25/17 08:45

Method	Batch	Dilution	Preparation date/time	Analysis date/time	Analyst
Volatile Organic Compounds (GC/MS) by Method 8260C	WG1035727	1	10/26/17 10:59	10/26/17 10:59	JHH
Volatile Organic Compounds (GC/MS) by Method 8260C	WG1035727	250	10/31/17 14:02	10/31/17 14:02	BMB
Semi-Volatile Organic Compounds (GC) by Method NWTPHDX-NO SGT	WG1035156	50	10/26/17 08:42	10/30/17 16:29	LM
Semi Volatile Organic Compounds (GC/MS) by Method 8270D-SIM	WG1035942	2	10/26/17 17:04	10/27/17 08:43	FMB

MW-8B-1017 L946167-03 GW

Collected by
Steven L. Collected date/time
10/23/17 11:34 Received date/time
10/25/17 08:45

Method	Batch	Dilution	Preparation date/time	Analysis date/time	Analyst
Volatile Organic Compounds (GC/MS) by Method 8260C	WG1035727	1	10/26/17 11:19	10/26/17 11:19	JHH
Volatile Organic Compounds (GC/MS) by Method 8260C	WG1035727	250	10/31/17 14:22	10/31/17 14:22	BMB
Semi-Volatile Organic Compounds (GC) by Method NWTPHDX-NO SGT	WG1035156	50	10/26/17 08:42	10/30/17 16:46	LM
Semi Volatile Organic Compounds (GC/MS) by Method 8270D-SIM	WG1035942	200	10/26/17 17:04	10/30/17 18:36	FMB

MW-10A-1017 L946167-04 GW

Collected by
Steven L. Collected date/time
10/23/17 13:55 Received date/time
10/25/17 08:45

Method	Batch	Dilution	Preparation date/time	Analysis date/time	Analyst
Semi-Volatile Organic Compounds (GC) by Method NWTPHDX-NO SGT	WG1035156	1	10/26/17 08:42	10/26/17 19:28	LM
Semi-Volatile Organic Compounds (GC) by Method NWTPHDX-NO SGT	WG1035156	10	10/26/17 08:42	10/30/17 16:11	LM

MW-10B-1017 L946167-05 GW

Collected by
Steven L. Collected date/time
10/23/17 13:24 Received date/time
10/25/17 08:45

Method	Batch	Dilution	Preparation date/time	Analysis date/time	Analyst
Semi-Volatile Organic Compounds (GC) by Method NWTPHDX-NO SGT	WG1035156	1	10/26/17 08:42	10/30/17 15:54	LM



All sample aliquots were received at the correct temperature, in the proper containers, with the appropriate preservatives, and within method specified holding times. All MDL (LOD) and RDL (LOQ) values reported for environmental samples have been corrected for the dilution factor used in the analysis. All radiochemical sample results for solids are reported on a dry weight basis with the exception of tritium, carbon-14 and radon, unless wet weight was requested by the client. All Method and Batch Quality Control are within established criteria except where addressed in this case narrative, a non-conformance form or properly qualified within the sample results. By my digital signature below, I affirm to the best of my knowledge, all problems/anomalies observed by the laboratory as having the potential to affect the quality of the data have been identified by the laboratory, and no information or data have been knowingly withheld that would affect the quality of the data.

Brian Ford
Technical Service Representative

- ¹ Cp
- ² Tc
- ³ Ss
- ⁴ Cn
- ⁵ Sr
- ⁶ Qc
- ⁷ Gl
- ⁸ Al
- ⁹ Sc



Semi-Volatile Organic Compounds (GC) by Method NWTPHDX-NO SGT

Analyte	Result ug/l	Qualifier	MDL ug/l	RDL ug/l	Dilution	Analysis date / time	Batch
Diesel Range Organics (DRO)	1310		66.0	200	1	10/26/2017 18:40	WG1035156
Residual Range Organics (RRO)	519		82.5	250	1	10/26/2017 18:40	WG1035156
(S) o-Terphenyl	52.8			52.0-156		10/26/2017 18:40	WG1035156

1 Cp

2 Tc

3 Ss

4 Cn

5 Sr

6 Qc

7 Gl

8 Al

9 Sc



Volatile Organic Compounds (GC/MS) by Method 8260C

Analyte	Result	Qualifier	MDL	RDL	Dilution	Analysis	Batch
	ug/l		ug/l	ug/l		date / time	
Benzene	137		0.0896	0.500	1	10/26/2017 10:59	WG1035727
Naphthalene	14000		43.5	625	250	10/31/2017 14:02	WG1035727
(S) Toluene-d8	99.4			80.0-120		10/31/2017 14:02	WG1035727
(S) Toluene-d8	108			80.0-120		10/26/2017 10:59	WG1035727
(S) Dibromofluoromethane	111			76.0-123		10/31/2017 14:02	WG1035727
(S) Dibromofluoromethane	99.9			76.0-123		10/26/2017 10:59	WG1035727
(S) 4-Bromofluorobenzene	95.8			80.0-120		10/31/2017 14:02	WG1035727
(S) 4-Bromofluorobenzene	100			80.0-120		10/26/2017 10:59	WG1035727

- 1 Cp
- 2 Tc
- 3 Ss
- 4 Cn
- 5 Sr
- 6 Qc
- 7 Gl
- 8 Al
- 9 Sc

Semi-Volatile Organic Compounds (GC) by Method NWTPHDX-NO SGT

Analyte	Result	Qualifier	MDL	RDL	Dilution	Analysis	Batch
	ug/l		ug/l	ug/l		date / time	
Diesel Range Organics (DRO)	68900		3300	10000	50	10/30/2017 16:29	WG1035156
Residual Range Organics (RRO)	U		4120	12500	50	10/30/2017 16:29	WG1035156
(S) o-Terphenyl	0.000	J7		52.0-156		10/30/2017 16:29	WG1035156

Sample Narrative:

L946167-02 WG1035156: Dilution due to matrix

Semi Volatile Organic Compounds (GC/MS) by Method 8270D-SIM

Analyte	Result	Qualifier	MDL	RDL	Dilution	Analysis	Batch
	ug/l		ug/l	ug/l		date / time	
Benzo(a)anthracene	4.33		0.00820	0.100	2	10/27/2017 08:43	WG1035942
Benzo(a)pyrene	2.18		0.0232	0.100	2	10/27/2017 08:43	WG1035942
Benzo(b)fluoranthene	3.11		0.00424	0.100	2	10/27/2017 08:43	WG1035942
Benzo(k)fluoranthene	0.866		0.0272	0.100	2	10/27/2017 08:43	WG1035942
Chrysene	3.05		0.0216	0.100	2	10/27/2017 08:43	WG1035942
Dibenz(a,h)anthracene	U		0.00792	0.100	2	10/27/2017 08:43	WG1035942
Indeno(1,2,3-cd)pyrene	0.671		0.0296	0.100	2	10/27/2017 08:43	WG1035942
(S) Nitrobenzene-d5	19.0	J2		31.0-160		10/27/2017 08:43	WG1035942
(S) 2-Fluorobiphenyl	60.0			48.0-148		10/27/2017 08:43	WG1035942
(S) p-Terphenyl-d14	66.2			37.0-146		10/27/2017 08:43	WG1035942

Sample Narrative:

L946167-02 WG1035942: Dilution due to matrix impact during extraction procedure



Volatile Organic Compounds (GC/MS) by Method 8260C

Analyte	Result	Qualifier	MDL	RDL	Dilution	Analysis	Batch
	ug/l		ug/l	ug/l		date / time	
Benzene	119		0.0896	0.500	1	10/26/2017 11:19	WG1035727
Naphthalene	13700		43.5	625	250	10/31/2017 14:22	WG1035727
(S) Toluene-d8	105			80.0-120		10/26/2017 11:19	WG1035727
(S) Toluene-d8	102			80.0-120		10/31/2017 14:22	WG1035727
(S) Dibromofluoromethane	107			76.0-123		10/31/2017 14:22	WG1035727
(S) Dibromofluoromethane	103			76.0-123		10/26/2017 11:19	WG1035727
(S) 4-Bromofluorobenzene	104			80.0-120		10/31/2017 14:22	WG1035727
(S) 4-Bromofluorobenzene	98.9			80.0-120		10/26/2017 11:19	WG1035727

- 1 Cp
- 2 Tc
- 3 Ss
- 4 Cn
- 5 Sr
- 6 Qc
- 7 Gl
- 8 Al
- 9 Sc

Semi-Volatile Organic Compounds (GC) by Method NWTPHDX-NO SGT

Analyte	Result	Qualifier	MDL	RDL	Dilution	Analysis	Batch
	ug/l		ug/l	ug/l		date / time	
Diesel Range Organics (DRO)	70400		3300	10000	50	10/30/2017 16:46	WG1035156
Residual Range Organics (RRO)	U		4120	12500	50	10/30/2017 16:46	WG1035156
(S) o-Terphenyl	1670	<u>J7</u>		52.0-156		10/30/2017 16:46	WG1035156

Semi Volatile Organic Compounds (GC/MS) by Method 8270D-SIM

Analyte	Result	Qualifier	MDL	RDL	Dilution	Analysis	Batch
	ug/l		ug/l	ug/l		date / time	
Benzo(a)anthracene	8.59	<u>J</u>	0.820	10.0	200	10/30/2017 18:36	WG1035942
Benzo(a)pyrene	5.62	<u>J</u>	2.32	10.0	200	10/30/2017 18:36	WG1035942
Benzo(b)fluoranthene	7.56	<u>J</u>	0.424	10.0	200	10/30/2017 18:36	WG1035942
Benzo(k)fluoranthene	4.99	<u>J</u>	2.72	10.0	200	10/30/2017 18:36	WG1035942
Chrysene	7.88	<u>J</u>	2.16	10.0	200	10/30/2017 18:36	WG1035942
Dibenz(a,h)anthracene	2.13	<u>J</u>	0.792	10.0	200	10/30/2017 18:36	WG1035942
Indeno(1,2,3-cd)pyrene	U		2.96	10.0	200	10/30/2017 18:36	WG1035942
(S) Nitrobenzene-d5	0.751	<u>J7</u>		31.0-160		10/30/2017 18:36	WG1035942
(S) 2-Fluorobiphenyl	0.573	<u>J7</u>		48.0-148		10/30/2017 18:36	WG1035942
(S) p-Terphenyl-d14	0.817	<u>J7</u>		37.0-146		10/30/2017 18:36	WG1035942

Sample Narrative:

L946167-03 WG1035942: Dilution due to matrix



Semi-Volatile Organic Compounds (GC) by Method NWTPHDX-NO SGT

Analyte	Result ug/l	Qualifier	MDL ug/l	RDL ug/l	Dilution	Analysis date / time	Batch
Diesel Range Organics (DRO)	29400		660	2000	10	10/30/2017 16:11	WG1035156
Residual Range Organics (RRO)	2430		82.5	250	1	10/26/2017 19:28	WG1035156
(S) o-Terphenyl	2120	<u>J1</u>		52.0-156		10/26/2017 19:28	WG1035156
(S) o-Terphenyl	190	<u>J1</u>		52.0-156		10/30/2017 16:11	WG1035156

Sample Narrative:

L946167-04 WG1035156: High surrogate due to matrix

- 1 Cp
- 2 Tc
- 3 Ss
- 4 Cn
- 5 Sr
- 6 Qc
- 7 Gl
- 8 Al
- 9 Sc



Semi-Volatile Organic Compounds (GC) by Method NWTPHDX-NO SGT

Analyte	Result ug/l	Qualifier	MDL ug/l	RDL ug/l	Dilution	Analysis date / time	Batch
Diesel Range Organics (DRO)	192	J	66.0	200	1	10/30/2017 15:54	WG1035156
Residual Range Organics (RRO)	U		82.5	250	1	10/30/2017 15:54	WG1035156
(S) o-Terphenyl	127			52.0-156		10/30/2017 15:54	WG1035156

1 Cp

2 Tc

3 Ss

4 Cn

5 Sr

6 Qc

7 Gl

8 Al

9 Sc



Method Blank (MB)

(MB) R3261748-2 10/26/17 10:38

Analyte	MB Result	MB Qualifier	MB MDL	MB RDL
	ug/l		ug/l	ug/l
Benzene	U		0.0896	0.500
Naphthalene	U		0.174	2.50
(S) Toluene-d8	110			80.0-120
(S) Dibromofluoromethane	95.8			76.0-123
(S) 4-Bromofluorobenzene	97.9			80.0-120

Laboratory Control Sample (LCS)

(LCS) R3261748-1 10/26/17 09:17

Analyte	Spike Amount	LCS Result	LCS Rec.	Rec. Limits	LCS Qualifier
	ug/l	ug/l	%	%	
Benzene	25.0	23.7	94.6	69.0-123	
Naphthalene	25.0	23.4	93.6	62.0-128	
(S) Toluene-d8			106	80.0-120	
(S) Dibromofluoromethane			97.7	76.0-123	
(S) 4-Bromofluorobenzene			96.9	80.0-120	

¹ Cp

² Tc

³ Ss

⁴ Cn

⁵ Sr

⁶ Qc

⁷ Gl

⁸ Al

⁹ Sc



Method Blank (MB)

(MB) R3261526-1 10/26/17 16:48

Analyte	MB Result	MB Qualifier	MB MDL	MB RDL
	ug/l		ug/l	ug/l
Diesel Range Organics (DRO)	U		66.7	200
Residual Range Organics (RRO)	U		83.3	250
<i>(S) o-Terphenyl</i>	105			52.0-156

Laboratory Control Sample (LCS) • Laboratory Control Sample Duplicate (LCSD)

(LCS) R3261526-2 10/26/17 17:04 • (LCSD) R3261526-3 10/26/17 17:20

Analyte	Spike Amount	LCS Result	LCSD Result	LCS Rec.	LCSD Rec.	Rec. Limits	LCS Qualifier	LCSD Qualifier	RPD	RPD Limits
	ug/l	ug/l	ug/l	%	%	%			%	%
Diesel Range Organics (DRO)	750	863	883	115	118	50.0-150			2.30	20
Residual Range Organics (RRO)	750	785	796	105	106	50.0-150			1.40	20
<i>(S) o-Terphenyl</i>				110	110	52.0-156				

1 Cp

2 Tc

3 Ss

4 Cn

5 Sr

6 Qc

7 Gl

8 Al

9 Sc



Method Blank (MB)

(MB) R3261198-3 10/27/17 03:39

Analyte	MB Result ug/l	MB Qualifier	MB MDL ug/l	MB RDL ug/l
Benzo(a)anthracene	U		0.00410	0.0500
Benzo(a)pyrene	U		0.0116	0.0500
Benzo(b)fluoranthene	U		0.00212	0.0500
Benzo(k)fluoranthene	U		0.0136	0.0500
Chrysene	U		0.0108	0.0500
Dibenz(a,h)anthracene	U		0.00396	0.0500
Indeno(1,2,3-cd)pyrene	U		0.0148	0.0500
(S) Nitrobenzene-d5	85.0			31.0-160
(S) 2-Fluorobiphenyl	79.9			48.0-148
(S) p-Terphenyl-d14	86.8			37.0-146

1 Cp

2 Tc

3 Ss

4 Cn

5 Sr

6 Qc

7 Gl

8 Al

9 Sc

Laboratory Control Sample (LCS) • Laboratory Control Sample Duplicate (LCSD)

(LCS) R3261198-1 10/27/17 02:56 • (LCSD) R3261198-2 10/27/17 03:18

Analyte	Spike Amount ug/l	LCS Result ug/l	LCSD Result ug/l	LCS Rec. %	LCSD Rec. %	Rec. Limits %	LCS Qualifier	LCSD Qualifier	RPD %	RPD Limits %
Benzo(a)anthracene	2.00	1.86	1.93	93.0	96.3	59.0-134			3.50	20
Benzo(a)pyrene	2.00	1.66	1.67	83.0	83.7	61.0-145			0.820	20
Benzo(b)fluoranthene	2.00	1.64	1.72	82.1	85.8	57.0-136			4.36	20
Benzo(k)fluoranthene	2.00	1.65	1.67	82.6	83.5	57.0-141			1.09	20
Chrysene	2.00	1.57	1.61	78.6	80.4	63.0-140			2.30	20
Dibenz(a,h)anthracene	2.00	1.57	1.83	78.5	91.4	49.0-141			15.3	20
Indeno(1,2,3-cd)pyrene	2.00	1.51	1.76	75.4	88.0	53.0-141			15.5	20
(S) Nitrobenzene-d5				83.8	87.6	31.0-160				
(S) 2-Fluorobiphenyl				84.5	85.2	48.0-148				
(S) p-Terphenyl-d14				68.3	87.4	37.0-146				



Guide to Reading and Understanding Your Laboratory Report

The information below is designed to better explain the various terms used in your report of analytical results from the Laboratory. This is not intended as a comprehensive explanation, and if you have additional questions please contact your project representative.

Abbreviations and Definitions

MDL	Method Detection Limit.
RDL	Reported Detection Limit.
Rec.	Recovery.
RPD	Relative Percent Difference.
SDG	Sample Delivery Group.
(S)	Surrogate (Surrogate Standard) - Analytes added to every blank, sample, Laboratory Control Sample/Duplicate and Matrix Spike/Duplicate; used to evaluate analytical efficiency by measuring recovery. Surrogates are not expected to be detected in all environmental media.
U	Not detected at the Reporting Limit (or MDL where applicable).
Analyte	The name of the particular compound or analysis performed. Some Analyses and Methods will have multiple analytes reported.
Dilution	If the sample matrix contains an interfering material, or if concentrations of analytes in the sample are higher than the highest limit of concentration that the laboratory can accurately report, the sample may be diluted for analysis. If a value different than 1 is used in this field, the result reported has already been corrected for this factor.
Limits	These are the target % recovery ranges or % difference value that the laboratory has historically determined as normal for the method and analyte being reported. Successful QC Sample analysis will target all analytes recovered or duplicated within these ranges.
Qualifier	This column provides a letter and/or number designation that corresponds to additional information concerning the result reported. If a Qualifier is present, a definition per Qualifier is provided within the Glossary and Definitions page and potentially a discussion of possible implications of the Qualifier in the Case Narrative if applicable.
Result	The actual analytical final result (corrected for any sample specific characteristics) reported for your sample. If there was no measurable result returned for a specific analyte, the result in this column may state "ND" (Not Detected) or "BDL" (Below Detectable Levels). The information in the results column should always be accompanied by either an MDL (Method Detection Limit) or RDL (Reporting Detection Limit) that defines the lowest value that the laboratory could detect or report for this analyte.
Case Narrative (Cn)	A brief discussion about the included sample results, including a discussion of any non-conformances to protocol observed either at sample receipt by the laboratory from the field or during the analytical process. If present, there will be a section in the Case Narrative to discuss the meaning of any data qualifiers used in the report.
Quality Control Summary (Qc)	This section of the report includes the results of the laboratory quality control analyses required by procedure or analytical methods to assist in evaluating the validity of the results reported for your samples. These analyses are not being performed on your samples typically, but on laboratory generated material.
Sample Chain of Custody (Sc)	This is the document created in the field when your samples were initially collected. This is used to verify the time and date of collection, the person collecting the samples, and the analyses that the laboratory is requested to perform. This chain of custody also documents all persons (excluding commercial shippers) that have had control or possession of the samples from the time of collection until delivery to the laboratory for analysis.
Sample Results (Sr)	This section of your report will provide the results of all testing performed on your samples. These results are provided by sample ID and are separated by the analyses performed on each sample. The header line of each analysis section for each sample will provide the name and method number for the analysis reported.
Sample Summary (Ss)	This section of the Analytical Report defines the specific analyses performed for each sample ID, including the dates and times of preparation and/or analysis.

- 1 Cp
- 2 Tc
- 3 Ss
- 4 Cn
- 5 Sr
- 6 Qc
- 7 Gl
- 8 Al
- 9 Sc

Qualifier	Description
J	The identification of the analyte is acceptable; the reported value is an estimate.
J1	Surrogate recovery limits have been exceeded; values are outside upper control limits.
J2	Surrogate recovery limits have been exceeded; values are outside lower control limits.
J7	Surrogate recovery cannot be used for control limit evaluation due to dilution.



ESC Lab Sciences is the only environmental laboratory accredited/certified to support your work nationwide from one location. One phone call, one point of contact, one laboratory. No other lab is as accessible or prepared to handle your needs throughout the country. Our capacity and capability from our single location laboratory is comparable to the collective totals of the network laboratories in our industry. The most significant benefit to our "one location" design is the design of our laboratory campus. The model is conducive to accelerated productivity, decreasing turn-around time, and preventing cross contamination, thus protecting sample integrity. Our focus on premium quality and prompt service allows us to be **YOUR LAB OF CHOICE**.
 * Not all certifications held by the laboratory are applicable to the results reported in the attached report.

State Accreditations

Alabama	40660	Nevada	TN-03-2002-34
Alaska	UST-080	New Hampshire	2975
Arizona	AZ0612	New Jersey–NELAP	TN002
Arkansas	88-0469	New Mexico	TN00003
California	01157CA	New York	11742
Colorado	TN00003	North Carolina	Env375
Connecticut	PH-0197	North Carolina ¹	DW21704
Florida	E87487	North Carolina ²	41
Georgia	NELAP	North Dakota	R-140
Georgia ¹	923	Ohio–VAP	CL0069
Idaho	TN00003	Oklahoma	9915
Illinois	200008	Oregon	TN200002
Indiana	C-TN-01	Pennsylvania	68-02979
Iowa	364	Rhode Island	221
Kansas	E-10277	South Carolina	84004
Kentucky ¹	90010	South Dakota	n/a
Kentucky ²	16	Tennessee ¹⁴	2006
Louisiana	AI30792	Texas	T 104704245-07-TX
Maine	TN0002	Texas ⁵	LAB0152
Maryland	324	Utah	6157585858
Massachusetts	M-TN003	Vermont	VT2006
Michigan	9958	Virginia	109
Minnesota	047-999-395	Washington	C1915
Mississippi	TN00003	West Virginia	233
Missouri	340	Wisconsin	9980939910
Montana	CERT0086	Wyoming	A2LA
Nebraska	NE-OS-15-05		

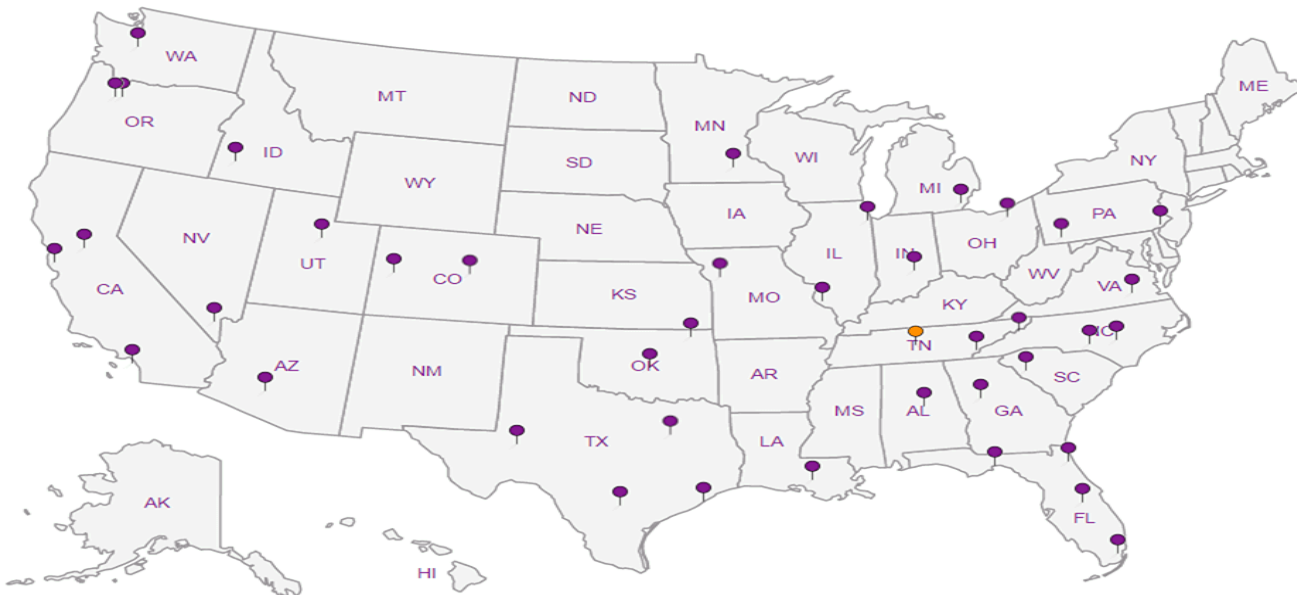
Third Party & Federal Accreditations

A2LA – ISO 17025	1461.01	AIHA-LAP,LLC	100789
A2LA – ISO 17025 ⁵	1461.02	DOD	1461.01
Canada	1461.01	USDA	S-67674
EPA–Crypto	TN00003		

¹ Drinking Water ² Underground Storage Tanks ³ Aquatic Toxicity ⁴ Chemical/Microbiological ⁵ Mold ^{n/a} Accreditation not applicable

Our Locations

ESC Lab Sciences has sixty-four client support centers that provide sample pickup and/or the delivery of sampling supplies. If you would like assistance from one of our support offices, please contact our main office. **ESC Lab Sciences performs all testing at our central laboratory.**





FINAL LAB REPORT

Prepared by

SGS NORTH AMERICA

Prepared for

This report is approved by

This document is issued by the Company under its General Conditions of Service accessible at http://www.sgs.com/terms_and_conditions.htm. Attention is drawn to the limitation of liability, indemnification and jurisdiction issues defined therein.

SGS remains committed to serving you in the most effective manner. Should you have any questions or need additional information and technical support, please do not hesitate to contact us.

The management and staff of SGS welcomes customer feedback, both positive and negative, as we continually improve our services. Please visit our web site at www.sgs.com/ultratrace and click on the 'Email Us' link or go to our survey [here](#). Thank you for choosing SGS.

Any holder of this document is advised that it is a final submission and supersedes and voids all prior reports with the same report or identification number. The information contained hereon reflects the Company's findings at the time of its intervention only and within the limits of Client's instructions, if any. The Company's sole responsibility in conducting the work herein is to its Client and does not exonerate parties to a transaction from exercising all of their rights and obligations under such applicable transaction documents. This report may be reproduced in full only. The Company expressly disclaims any and all liability for the Client's use of or reliance upon the data contained herein. Any alteration, forgery or falsification of the content or appearance of this document which is not expressly authorized by the Company is unlawful and offenders may be prosecuted to the fullest extent of the law. Results reported relate only to the items tested.



PROJECT INFORMATION SUMMARY *(When applicable, see QC Annotations for details)*

Client Project
SGS Project #
Analytical Protocol(s)
No. Samples Submitted
Additional QC Sample(s)
No. Laboratory Method Blanks
No. OPRs / Batch CS3
Date Received
Condition Received
Temperature upon Receipt (°C)
Extraction within Holding Time
Analysis within Holding Time



QC ANNOTATIONS:

1. Please see Appendices attached for data qualifier/attribute and lab identifier descriptions which may be contained in the project.

APPENDIX A: GENERAL DATA QUALIFIERS / DATA ATTRIBUTES

B	The analyte was found in the method blank, at a concentration that was at least 10% of the concentration in the sample.
C	Two or more congeners co-elute. In EDDs, C denotes the lowest IUPAC congener in a co-elution group and additional co-eluters for the group are shown with the number of the lowest IUPAC co-eluter.
E	The reported concentration exceeds the calibration range (upper point of the calibration curve) and is an estimated value.
EMPC	Represents an Estimated Maximum Possible Concentration. EMPCs arise in cases where the signal/noise ratio is not sufficient for peak identification (the determined ion-abundance ratio is outside the allowed theoretical range), or where there is a co-eluting interference.
H/h	If the standard recovery is below the method or SOP specified value "H" is assigned. If the obtained value is less than half the specified value "h" is assigned.
J	Indicates that an analyte has a concentration below the reporting limit (lowest point of the calibration curve) and is an estimated value.
ND	Indicates a non-detect.
NR or R	Indicates a value that is not reportable.
PR	Due to interference, the associated congener is poorly resolved.
QI	Indicates the presence of a quantitative interference.
SI	Denotes "Single Ion Mode" and is utilized for PCBs where the secondary ion trace has a significantly elevated noise level due to background PFK. Responses for such peaks are calculated using an EMPC approach based solely on the primary ion area(s) and may be considered estimates.
U	The analyte was not detected. The estimated detection limit (EDL) may be reported for this analyte.
V	The labeled standard recovery was found to be outside of the method control limits.

APPENDIX B: DRBC/TMDL SPECIFIC DATA QUALIFIERS / DATA ATTRIBUTES

J	The reported result is an estimate. The value is less than the minimum calibration level but greater than the estimated detection limit (EDL).
U	The analyte was not detected in the sample at the estimated detection limit (EDL).
E	The reported concentration is an estimate. The value exceeds the upper calibration range (upper point of the calibration curve).
D	Dilution Data. Result was obtained from the analysis of a dilution.
B	Analyte found in the sample and associated method blank.
C	Co-eluting congener
Cxx	Co-elutes with the indicated congener, data is reported under the lowest IUPAC congener. 'Xx' denotes the IUPAC number with the lowest numerical designated congener.
NR	Analyte is not reportable because of problems in sample preparation or analysis.
V	Labeled standard recovery is not within method control limits.
X	Results from re-injection/repeat/second-column analysis.
EMPC	Estimated maximum possible concentration. Indicates that a peak is identified but did not meet the method specified ion-abundance ratio.
DPE	Indicates the presence of a Diphenyl Ether; results are considered estimated

APPENDIX C: LAB IDENTIFIERS

AR	Indicates use of the archived portion of the sample extract.
CU	Indicates a sample that required additional clean-up prior to MS injection/processing.
D	Indicates a dilution of the sample extract. The number that follows the "D" indicates the dilution factor.
DE	Indicates a dilution performed with the addition of ES (extraction standard) solution.
DUP	Designation for a duplicate sample.
MS	Designation for a matrix spike.
MSD	Designation for a matrix spike duplicate.
RJ	Indicates a reinjection of the sample extract.
S	Indicates a sample split. The number that follows the "S" indicates the split factor.



SGS CERTIFICATIONS


Arkansas	88-0682
California (ELAP)	ELAP Cert #2914
CLIA	34D1013708
Connecticut	PH-0258
USDA Soil Permit	P330-17-00055
DoD	2726.01
Florida (Primary NELAP)	E87634
ISO 17025/IEC	2726.01
Louisiana	4115
Maine	2016028
Massachusetts	M-NC919
Minnesota (Primary NELAP For Method 23)	1179213
Mississippi	Reciprocity
New Hampshire	208317
New Jersey	NC100
New York	11685
North Carolina DEQ	481
North Dakota	R-197
Oregon	NC200002
Pennsylvania	68-03675
South Carolina	99029002
Texas	T104704260
US Coast Guard	16714/159.317/SGS
Virginia	8914
Washington	C913
West Virginia	293

Rev. 21-Jun-2017

Sample ID: MW-6-0118

Method 8290A

Client Data		Sample Data		Laboratory Data			
Name:	SLR International Corp	Matrix:	Aqueous	Lab Project ID:	B1880	Date Received:	19-Jan-2018
Project ID:	Nord Door	Weight/Volume:	0.95 L	Lab Sample ID:	B1880_15478_DF_001	Date Extracted:	22-Jan-2018
Date Collected:	15-Jan-2018	pH:	6	QC Batch No:	15478	Date Analyzed:	27-Jan-2018
		Split:	-	Dilution:	-	Time Analyzed:	6:22:45
Analyte	Conc. (pg/L)	DL (pg/L)	EMPC (pg/L)	Qualifiers	Standard	ES Recoveries	Qualifiers
2378-TCDD	ND	1.64			ES 2378-TCDD	94.7	
12378-PeCDD	ND	0.86			ES 12378-PeCDD	89	
123478-HxCDD	ND	0.688			ES 123478-HxCDD	88.1	
123678-HxCDD	ND	0.737			ES 123678-HxCDD	87.5	
123789-HxCDD	ND	0.7			ES 123789-HxCDD	88.6	
1234678-HpCDD	ND	0.627			ES 1234678-HpCDD	88.8	
OCDD	ND	3.85			ES OCDD	33.7	
2378-TCDF	ND	1.1			ES 2378-TCDF	92	
12378-PeCDF	ND	0.566			ES 12378-PeCDF	89.1	
23478-PeCDF	ND	0.553			ES 23478-PeCDF	87.3	
123478-HxCDF	ND	0.512			ES 123478-HxCDF	85.4	
123678-HxCDF	ND	0.535			ES 123678-HxCDF	83.9	
234678-HxCDF	ND	0.565			ES 234678-HxCDF	82	
123789-HxCDF	ND	0.569			ES 123789-HxCDF	87.6	
1234678-HpCDF	ND	0.371			ES 1234678-HpCDF	76.4	
1234789-HpCDF	ND	0.413			ES 1234789-HpCDF	84.5	
OCDF	ND	1.58			ES OCDF	48.1	
Totals					Standard	CS Recoveries	
Total TCDD	ND	1.64	ND		CS 37Cl-2378-TCDD	97	
Total PeCDD	ND	0.86	ND		CS 12347-PeCDD	93.6	
Total HxCDD	ND	0.707	ND		CS 12346-PeCDF	97.9	
Total HpCDD	ND	0.627	ND		CS 123469-HxCDF	94.8	
					CS 1234689-HpCDF	97.2	
Total TCDF	ND	1.1	ND				
Total PeCDF	ND	0.56	ND				
Total HxCDF	ND	0.544	ND				
Total HpCDF	ND	0.392	ND				
Total PCDD/Fs	ND		ND				
ITEF TEQs							
TEQ: ND=0	0		0				
TEQ: ND=DL/2	1.47	1.47	1.47				
TEQ: ND=DL	2.93	2.93	2.93				




5500 Business Drive
Wilmington, NC 28405, USA
www.us.sgs.com
Tel: +1 910 794-1613; Toll-Free 866 846-8290

Sample ID: MW-7-0118

Method 8290A

Client Data		Sample Data		Laboratory Data			
Name:	SLR International Corp	Matrix:	Aqueous	Lab Project ID:	B1880	Date Received:	19-Jan-2018
Project ID:	Nord Door	Weight/Volume:	0.96 L	Lab Sample ID:	B1880_15478_DF_002	Date Extracted:	22-Jan-2018
Date Collected:	15-Jan-2018	pH:	6	QC Batch No:	15478	Date Analyzed:	27-Jan-2018
		Split:	-	Dilution:	-	Time Analyzed:	7:10:34
Analyte	Conc. (pg/L)	DL (pg/L)	EMPC (pg/L)	Qualifiers	Standard	ES Recoveries	Qualifiers
2378-TCDD	ND	1.58			ES 2378-TCDD	85	
12378-PeCDD	ND	1.56			ES 12378-PeCDD	81.7	
123478-HxCDD	ND	1.41			ES 123478-HxCDD	82.3	
123678-HxCDD	ND	1.31			ES 123678-HxCDD	88.7	
123789-HxCDD	ND	1.34			ES 123789-HxCDD	87.7	
1234678-HpCDD	80				ES 1234678-HpCDD	85.6	
OCDD	665				ES OCDD	28.6	
2378-TCDF	ND	1.29			ES 2378-TCDF	86.1	
12378-PeCDF	ND	1.28			ES 12378-PeCDF	82.8	
23478-PeCDF	ND	1.25			ES 23478-PeCDF	82.7	
123478-HxCDF	ND	0.678			ES 123478-HxCDF	84.1	
123678-HxCDF	ND	0.706			ES 123678-HxCDF	82.4	
234678-HxCDF	ND	0.748			ES 234678-HxCDF	82.5	
123789-HxCDF	ND	0.809			ES 123789-HxCDF	83.7	
1234678-HpCDF	11			J	ES 1234678-HpCDF	75	
1234789-HpCDF	ND	0.578			ES 1234789-HpCDF	82.7	
OCDF	EMPC		16.2	J	ES OCDF	42.6	
Totals					Standard	CS Recoveries	
Total TCDD	ND	1.58	ND		CS 37Cl-2378-TCDD	94.8	
Total PeCDD	ND	1.56	ND		CS 12347-PeCDD	90.7	
Total HxCDD	ND	1.35	ND		CS 12346-PeCDF	92.5	
Total HpCDD	128		128		CS 123469-HxCDF	98.8	
					CS 1234689-HpCDF	97.2	
Total TCDF	ND	1.29	ND				
Total PeCDF	ND	1.27	ND				
Total HxCDF	ND		6.35				
Total HpCDF	11		25.5				
Total PCDD/Fs	804		841				
ITEF TEQs							
TEQ: ND=0	1.57		1.59				
TEQ: ND=DL/2	3.52	1.95	3.53				
TEQ: ND=DL	5.46	3.91	5.47				



5500 Business Drive
 Wilmington, NC 28405, USA
 www.us.sgs.com
 Tel: +1 910 794-1613; Toll-Free 866 846-8290

Sample ID: Method Blank B1880_15478

Method 8290A

Client Data		Sample Data		Laboratory Data			
Name:	SLR International Corp	Matrix:	Aqueous	Lab Project ID:	B1880	Date Received:	n/a
Project ID:	Nord Door	Weight/Volume:	1.00 L	Lab Sample ID	MB1_15478_DF_TLX	Date Extracted:	22-Jan-2018
Date Collected:	n/a	pH:	n/a	QC Batch No:	15478	Date Analyzed:	27-Jan-2018
		Split:	-	Dilution:	-	Time Analyzed:	3:11:33
Analyte	Conc. (pg/L)	DL (pg/L)	EMPC (pg/L)	Qualifiers	Standard	ES Recoveries	Qualifiers
2378-TCDD	ND	1.55			ES 2378-TCDD	89.2	
12378-PeCDD	ND	1			ES 12378-PeCDD	92.4	
123478-HxCDD	ND	1.18			ES 123478-HxCDD	91.1	
123678-HxCDD	ND	1.23			ES 123678-HxCDD	94.7	
123789-HxCDD	ND	1.2			ES 123789-HxCDD	96.4	
1234678-HpCDD	ND	0.53			ES 1234678-HpCDD	93.4	
OCDD	ND	2.53			ES OCDD	42.7	
2378-TCDF	ND	1.15			ES 2378-TCDF	92.8	
12378-PeCDF	ND	0.822			ES 12378-PeCDF	89.6	
23478-PeCDF	ND	0.862			ES 23478-PeCDF	88.4	
123478-HxCDF	ND	0.619			ES 123478-HxCDF	90.4	
123678-HxCDF	ND	0.603			ES 123678-HxCDF	89.8	
234678-HxCDF	ND	0.659			ES 234678-HxCDF	89.2	
123789-HxCDF	ND	0.648			ES 123789-HxCDF	95.1	
1234678-HpCDF	ND	0.2			ES 1234678-HpCDF	83.1	
1234789-HpCDF	ND	0.228			ES 1234789-HpCDF	93.2	
OCDF	ND	1.41			ES OCDF	56.1	
Totals					Standard	CS Recoveries	
Total TCDD	ND	1.55	ND		CS 37Cl-2378-TCDD	99.3	
Total PeCDD	ND	1	ND		CS 12347-PeCDD	101	
Total HxCDD	ND	1.2	ND		CS 12346-PeCDF	98.3	
Total HpCDD	ND	0.53	ND		CS 123469-HxCDF	104	
					CS 1234689-HpCDF	101	
Total TCDF	ND	1.15	ND				
Total PeCDF	ND	0.842	ND				
Total HxCDF	ND	0.631	ND				
Total HpCDF	ND	0.214	ND				
Total PCDD/Fs	ND		ND				
ITEF TEQs							
TEQ: ND=0	0		0				
TEQ: ND=DL/2	1.63	1.63	1.63				
TEQ: ND=DL	3.26	3.26	3.26				



5500 Business Drive
Wilmington, NC 28405, USA
www.us.sgs.com
Tel: +1 910 794-1613; Toll-Free 866 846-8290

METHOD 8290A

PCDD/F ONGOING PRECISION AND RECOVERY (OPR)

FORM 8A

Lab Name: SGS North America
 Initial Calibration: ICAL: MM3_DF_09062018_09OCT2017
 Instrument ID: MM3 GC Column ID: ZB-5ms
 VER Data Filename: 180126R15 Analysis Date: 27-JAN-2018 00:48:09
 Lab ID: OPR1_15478_DF

NATIVE ANALYTES	SPIKE CONC.	CONC. FOUND	RANGE (ng/mL)			OK
2,3,7,8-TCDD	10	9.54	6.7	-	15.8	Y
1,2,3,7,8-PeCDD	50	47	35	-	71	Y
1,2,3,4,7,8-HxCDD	50	50.8	35	-	82	Y
1,2,3,6,7,8-HxCDD	50	52.5	38	-	67	Y
1,2,3,7,8,9-HxCDD	50	51.1	32	-	81	Y
1,2,3,4,6,7,8-HpCDD	50	54.3	35	-	70	Y
OCDD	100	114	78	-	144	Y
2,3,7,8-TCDF	10	10	7.5	-	15.8	Y
1,2,3,7,8-PeCDF	50	51.9	40	-	67	Y
2,3,4,7,8-PeCDF	50	53.4	34	-	80	Y
1,2,3,4,7,8-HxCDF	50	52.9	36	-	67	Y
1,2,3,6,7,8-HxCDF	50	52.7	42	-	65	Y
2,3,4,6,7,8-HxCDF	50	53.3	35	-	78	Y
1,2,3,7,8,9-HxCDF	50	50.8	39	-	65	Y
1,2,3,4,6,7,8-HpCDF	50	57.4	41	-	61	Y
1,2,3,4,7,8,9-HpCDF	50	56.5	39	-	69	Y
OCDF	100	105	63	-	170	Y

Contract-required concentration limits for OPR as specified in Table 6,
 Method 1613. 10/94

Processed: 29 Jan 2018 10:30 Analyst: pw

METHOD 8290A

PCDD/F ONGOING PRECISION AND RECOVERY (OPR)

FORM 8B

Lab Name: SGS North America
 Initial Calibration: ICAL: MM3_DF_09062018_09OCT2017
 Instrument ID: MM3 GC Column ID: ZB-5ms
 VER Data Filename: 180126R15 Analysis Date: 27-JAN-2018 00:48:09
 Lab ID: OPR1_15478_DF

LABELED ANALYTES	SPIKE CONC.	CONC. FOUND	RANGE (ng/mL)			OK
13C-2,3,7,8-TCDD	100	92.7	20	-	175	Y
13C-1,2,3,7,8-PeCDD	100	90	21	-	227	Y
13C-1,2,3,4,7,8-HxCDD	100	83.3	21	-	193	Y
13C-1,2,3,6,7,8-HxCDD	100	85.7	25	-	163	Y
13C-1,2,3,7,8,9-HxCDD	100	84.3	26	-	166	Y
13C-1,2,3,4,6,7,8-HpCDD	100	82.6	26	-	166	Y
13C-OCDD	200	73.8	26	-	397	Y
13C-2,3,7,8-TCDF	100	87.2	22	-	152	Y
13C-1,2,3,7,8-PeCDF	100	84.3	21	-	192	Y
13C-2,3,4,7,8-PeCDF	100	85.1	13	-	328	Y
13C-1,2,3,4,7,8-HxCDF	100	79	19	-	202	Y
13C-1,2,3,6,7,8-HxCDF	100	78.9	21	-	159	Y
13C-2,3,4,6,7,8-HxCDF	100	79.6	22	-	176	Y
13C-1,2,3,7,8,9-HxCDF	100	83	17	-	205	Y
13C-1,2,3,4,6,7,8-HpCDF	100	76	21	-	158	Y
13C-1,2,3,4,7,8,9-HpCDF	100	80.3	20	-	186	Y
13C-OCDF	200	105	26	-	397	Y
CLEANUP STANDARD						
37Cl-2,3,7,8-TCDD	40	38.4	12.4	-	76.4	Y

Contract-required concentration limits for OPR as specified in Table 6,
 Method 1613. 10/94

Processed: 29 Jan 2018 10:30 Analyst: pw



Sample Receipt Notification

5500 Business Drive
 Wilmington, NC 28405 USA
 Tel: 910 794-1613
 Toll Free: 866 846-8290
 Fax: 910 794-3919

Project Manager:	Amy Boehm
Receipt Date & Time:	19-Jan-18 at 11:34
AP Project name:	B1880
Requested TAT:	14 days
Projected due date:	2-Feb-18
Matrix:	Aqueous
Phone#:	910-794-1613
Email Address:	Amy.Boehm@sgs.com

Company Contact:	Chris Kramer
Company:	SLR International Corp
Project Name & Site:	Nord Door
Project PO#:	108.00228.00048
QAAP/Contract #:	N/A
Requested Analysis:	Method 8290A
Phone#:	503-723-4423
Email Address:	ckramer@slrconsulting.com

Client Smp ID	AP Smp ID	Sample Condition & Notes	Quantity	Size	Sampling Date	Sampling Time	Received Temp	Container #	Shipping #
MW-6-0118	B1880_001	Water	2	1 Liter Amber	15-Jan-18	14:55	0.8	1	789377382788
MW-7-0118	B1880_002	Water	2	1 Liter Amber	15-Jan-18	14:17	0.8	1	789377382788

Preservation Type:	Sample Seals:	Yes
Notes/Comments:		Any un-extracted sample will be stored for 90 days from reporting date. Additional storage fees may apply for any samples stored longer than 90 days.
Samples received intact		

Received by: Yvonne Chapola

Logged in by: Yvonne Chapola

QC'ed by: AK 19 Jan 18

All services are rendered in accordance with the applicable SGS General Conditions of Service accessible via: http://www.sgs.com/terms_and_conditions.htm

January 25, 2018

SLR International Corp. - West Linn, OR

Sample Delivery Group: L963952
Samples Received: 01/18/2018
Project Number: 108.00228.00048
Description: Nord Door Project - Everett, WA
Site: EVERETT, WA
Report To: Chris Kramer
1800 Blankenship Road, Suite 440
West Linn, OR 97068

Entire Report Reviewed By:



Brian Ford
Technical Service Representative

Results relate only to the items tested or calibrated and are reported as rounded values. This test report shall not be reproduced, except in full, without written approval of the laboratory. Where applicable, sampling conducted by ESC is performed per guidance provided in laboratory standard operating procedures: 060302, 060303, and 060304.



Cp: Cover Page	1	¹Cp
Tc: Table of Contents	2	²Tc
Ss: Sample Summary	3	³Ss
Cn: Case Narrative	5	⁴Cn
Sr: Sample Results	6	⁵Sr
MW-1-0118 L963952-01	6	⁶Qc
MW-3-0118 L963952-02	7	⁷Gl
MW-4-0118 L963952-03	8	⁸Al
MW-5-0118 L963952-04	9	⁹Sc
MW-6-0118 L963952-05	10	
MW-7-0118 L963952-06	11	
MW-8A-0118 L963952-07	12	
MW-8B-0118 L963952-08	13	
MW-9A-0118 L963952-09	14	
MW-9B-0118 L963952-10	15	
MW-10A-0118 L963952-11	16	
MW-10B-0118 L963952-12	17	
Qc: Quality Control Summary	18	
Volatile Organic Compounds (GC/MS) by Method 8260C	18	
Semi-Volatile Organic Compounds (GC) by Method NWTPHDX-NO SGT	19	
Semi Volatile Organic Compounds (GC/MS) by Method 8270D-SIM	20	
Gl: Glossary of Terms	22	
Al: Accreditations & Locations	23	
Sc: Sample Chain of Custody	24	

SAMPLE SUMMARY



MW-1-0118 L963952-01 GW

Method	Batch	Dilution	Preparation date/time	Analysis date/time	Analyst
Semi-Volatile Organic Compounds (GC) by Method NWTPHDX-NO SGT	WG1064128	1	01/18/18 21:55	01/23/18 12:39	TH

Collected by	Collected date/time	Received date/time
Steven L.	01/15/18 16:16	01/18/18 10:00

1 Cp

2 Tc

3 Ss

MW-3-0118 L963952-02 GW

Method	Batch	Dilution	Preparation date/time	Analysis date/time	Analyst
Semi-Volatile Organic Compounds (GC) by Method NWTPHDX-NO SGT	WG1064128	1	01/18/18 21:55	01/21/18 14:21	LM

Collected by	Collected date/time	Received date/time
Steven L.	01/15/18 15:44	01/18/18 10:00

4 Cn

5 Sr

MW-4-0118 L963952-03 GW

Method	Batch	Dilution	Preparation date/time	Analysis date/time	Analyst
Semi-Volatile Organic Compounds (GC) by Method NWTPHDX-NO SGT	WG1064128	1	01/18/18 21:55	01/21/18 14:37	LM

Collected by	Collected date/time	Received date/time
Steven L.	01/15/18 10:29	01/18/18 10:00

6 Qc

7 Gl

MW-5-0118 L963952-04 GW

Method	Batch	Dilution	Preparation date/time	Analysis date/time	Analyst
Volatile Organic Compounds (GC/MS) by Method 8260C	WG1064422	1	01/19/18 15:32	01/19/18 15:32	JAH
Semi-Volatile Organic Compounds (GC) by Method NWTPHDX-NO SGT	WG1064128	1	01/18/18 21:55	01/21/18 14:54	LM
Semi Volatile Organic Compounds (GC/MS) by Method 8270D-SIM	WG1064140	1	01/18/18 21:57	01/19/18 12:46	DMG

Collected by	Collected date/time	Received date/time
Steven L.	01/15/18 11:14	01/18/18 10:00

8 Al

9 Sc

MW-6-0118 L963952-05 GW

Method	Batch	Dilution	Preparation date/time	Analysis date/time	Analyst
Semi-Volatile Organic Compounds (GC) by Method NWTPHDX-NO SGT	WG1064128	1	01/18/18 21:55	01/23/18 13:11	TH
Semi Volatile Organic Compounds (GC/MS) by Method 8270D-SIM	WG1064140	1.9	01/18/18 21:57	01/19/18 16:03	DMG

Collected by	Collected date/time	Received date/time
Steven L.	01/15/18 14:55	01/18/18 10:00

MW-7-0118 L963952-06 GW

Method	Batch	Dilution	Preparation date/time	Analysis date/time	Analyst
Semi-Volatile Organic Compounds (GC) by Method NWTPHDX-NO SGT	WG1064128	1	01/18/18 21:55	01/23/18 13:27	TH
Semi Volatile Organic Compounds (GC/MS) by Method 8270D-SIM	WG1064140	1	01/18/18 21:57	01/19/18 13:08	DMG

Collected by	Collected date/time	Received date/time
Steven L.	01/15/18 14:17	01/18/18 10:00

MW-8A-0118 L963952-07 GW

Method	Batch	Dilution	Preparation date/time	Analysis date/time	Analyst
Volatile Organic Compounds (GC/MS) by Method 8260C	WG1064422	250	01/19/18 15:52	01/19/18 15:52	JAH
Semi-Volatile Organic Compounds (GC) by Method NWTPHDX-NO SGT	WG1064128	20	01/18/18 21:55	01/23/18 15:53	TH
Semi Volatile Organic Compounds (GC/MS) by Method 8270D-SIM	WG1064140	2.86	01/18/18 21:57	01/19/18 16:46	DMG

Collected by	Collected date/time	Received date/time
Steven L.	01/16/18 08:49	01/18/18 10:00

SAMPLE SUMMARY



MW-8B-0118 L963952-08 GW

Collected by
Steven L. Collected date/time
01/16/18 09:23 Received date/time
01/18/18 10:00

Method	Batch	Dilution	Preparation date/time	Analysis date/time	Analyst
Volatile Organic Compounds (GC/MS) by Method 8260C	WG1064422	250	01/19/18 16:12	01/19/18 16:12	JAH
Semi-Volatile Organic Compounds (GC) by Method NWTPHDX-NO SGT	WG1064128	20	01/18/18 21:55	01/23/18 15:36	TH
Semi Volatile Organic Compounds (GC/MS) by Method 8270D-SIM	WG1064140	2.86	01/18/18 21:57	01/19/18 17:08	DMG

1
Cp

2
Tc

3
Ss

4
Cn

5
Sr

6
Qc

7
Gl

8
Al

9
Sc

MW-9A-0118 L963952-09 GW

Collected by
Steven L. Collected date/time
01/15/18 13:05 Received date/time
01/18/18 10:00

Method	Batch	Dilution	Preparation date/time	Analysis date/time	Analyst
Semi-Volatile Organic Compounds (GC) by Method NWTPHDX-NO SGT	WG1064128	1	01/18/18 21:55	01/23/18 13:43	TH
Semi Volatile Organic Compounds (GC/MS) by Method 8270D-SIM	WG1064140	1	01/18/18 21:57	01/19/18 13:30	DMG

MW-9B-0118 L963952-10 GW

Collected by
Steven L. Collected date/time
01/15/18 13:35 Received date/time
01/18/18 10:00

Method	Batch	Dilution	Preparation date/time	Analysis date/time	Analyst
Semi-Volatile Organic Compounds (GC) by Method NWTPHDX-NO SGT	WG1064128	1	01/18/18 21:55	01/23/18 13:59	TH
Semi Volatile Organic Compounds (GC/MS) by Method 8270D-SIM	WG1064821	1	01/20/18 17:24	01/21/18 11:45	KM

MW-10A-0118 L963952-11 GW

Collected by
Steven L. Collected date/time
01/15/18 11:55 Received date/time
01/18/18 10:00

Method	Batch	Dilution	Preparation date/time	Analysis date/time	Analyst
Volatile Organic Compounds (GC/MS) by Method 8260C	WG1064422	10	01/19/18 16:33	01/19/18 16:33	JAH
Volatile Organic Compounds (GC/MS) by Method 8260C	WG1064422	50	01/22/18 19:31	01/22/18 19:31	LRL
Semi-Volatile Organic Compounds (GC) by Method NWTPHDX-NO SGT	WG1064128	5	01/18/18 21:55	01/23/18 15:20	TH
Semi Volatile Organic Compounds (GC/MS) by Method 8270D-SIM	WG1064140	1	01/18/18 21:57	01/19/18 13:51	DMG

MW-10B-0118 L963952-12 GW

Collected by
Steven L. Collected date/time
01/15/18 12:26 Received date/time
01/18/18 10:00

Method	Batch	Dilution	Preparation date/time	Analysis date/time	Analyst
Volatile Organic Compounds (GC/MS) by Method 8260C	WG1064422	1	01/19/18 16:53	01/19/18 16:53	JAH
Volatile Organic Compounds (GC/MS) by Method 8260C	WG1064422	1	01/22/18 19:48	01/22/18 19:48	LRL
Semi-Volatile Organic Compounds (GC) by Method NWTPHDX-NO SGT	WG1064128	1	01/18/18 21:55	01/23/18 14:15	TH
Semi Volatile Organic Compounds (GC/MS) by Method 8270D-SIM	WG1064140	1	01/18/18 21:57	01/19/18 14:13	DMG



All sample aliquots were received at the correct temperature, in the proper containers, with the appropriate preservatives, and within method specified holding times, unless qualified or notated within the report. Where applicable, all MDL (LOD) and RDL (LOQ) values reported for environmental samples have been corrected for the dilution factor used in the analysis. All radiochemical sample results for solids are reported on a dry weight basis with the exception of tritium, carbon-14 and radon, unless wet weight was requested by the client. All Method and Batch Quality Control are within established criteria except where addressed in this case narrative, a non-conformance form or properly qualified within the sample results. By my digital signature below, I affirm to the best of my knowledge, all problems/anomalies observed by the laboratory as having the potential to affect the quality of the data have been identified by the laboratory, and no information or data have been knowingly withheld that would affect the quality of the data.

Brian Ford
Technical Service Representative

¹ Cp

² Tc

³ Ss

⁴ Cn

⁵ Sr

⁶ Qc

⁷ Gl

⁸ Al

⁹ Sc



Semi-Volatile Organic Compounds (GC) by Method NWTPHDX-NO SGT

Analyte	Result ug/l	Qualifier	MDL ug/l	RDL ug/l	Dilution	Analysis date / time	Batch
Diesel Range Organics (DRO)	153	J	66.0	200	1	01/23/2018 12:39	WG1064128
Residual Range Organics (RRO)	146	J	82.5	250	1	01/23/2018 12:39	WG1064128
(S) o-Terphenyl	85.3			52.0-156		01/23/2018 12:39	WG1064128

1 Cp

2 Tc

3 Ss

4 Cn

5 Sr

6 Qc

7 Gl

8 Al

9 Sc



Semi-Volatile Organic Compounds (GC) by Method NWTPHDX-NO SGT

Analyte	Result ug/l	Qualifier	MDL ug/l	RDL ug/l	Dilution	Analysis date / time	Batch
Diesel Range Organics (DRO)	163	J	66.0	200	1	01/21/2018 14:21	WG1064128
Residual Range Organics (RRO)	451		82.5	250	1	01/21/2018 14:21	WG1064128
(S) o-Terphenyl	84.6			52.0-156		01/21/2018 14:21	WG1064128

- 1 Cp
- 2 Tc
- 3 Ss
- 4 Cn
- 5 Sr
- 6 Qc
- 7 Gl
- 8 Al
- 9 Sc



Semi-Volatile Organic Compounds (GC) by Method NWTPHDX-NO SGT

Analyte	Result ug/l	Qualifier	MDL ug/l	RDL ug/l	Dilution	Analysis date / time	Batch
Diesel Range Organics (DRO)	68.2	J	66.0	200	1	01/21/2018 14:37	WG1064128
Residual Range Organics (RRO)	262		82.5	250	1	01/21/2018 14:37	WG1064128
(S) o-Terphenyl	98.5			52.0-156		01/21/2018 14:37	WG1064128

1 Cp

2 Tc

3 Ss

4 Cn

5 Sr

6 Qc

7 Gl

8 Al

9 Sc



Volatile Organic Compounds (GC/MS) by Method 8260C

Analyte	Result	Qualifier	MDL	RDL	Dilution	Analysis	Batch
	ug/l		ug/l	ug/l		date / time	
Benzene	0.609		0.0896	0.500	1	01/19/2018 15:32	WG1064422
Naphthalene	47.1		0.174	2.50	1	01/19/2018 15:32	WG1064422
(S) Toluene-d8	108			80.0-120		01/19/2018 15:32	WG1064422
(S) Dibromofluoromethane	91.8			76.0-123		01/19/2018 15:32	WG1064422
(S) 4-Bromofluorobenzene	91.8			80.0-120		01/19/2018 15:32	WG1064422

1 Cp

2 Tc

3 Ss

4 Cn

Semi-Volatile Organic Compounds (GC) by Method NWTPHDX-NO SGT

Analyte	Result	Qualifier	MDL	RDL	Dilution	Analysis	Batch
	ug/l		ug/l	ug/l		date / time	
Diesel Range Organics (DRO)	568		66.0	200	1	01/21/2018 14:54	WG1064128
Residual Range Organics (RRO)	433		82.5	250	1	01/21/2018 14:54	WG1064128
(S) o-Terphenyl	96.7			52.0-156		01/21/2018 14:54	WG1064128

5 Sr

6 Qc

7 Gl

Semi Volatile Organic Compounds (GC/MS) by Method 8270D-SIM

Analyte	Result	Qualifier	MDL	RDL	Dilution	Analysis	Batch
	ug/l		ug/l	ug/l		date / time	
Benzo(a)anthracene	2.28		0.00410	0.0500	1	01/19/2018 12:46	WG1064140
Benzo(a)pyrene	1.36		0.0116	0.0500	1	01/19/2018 12:46	WG1064140
Benzo(b)fluoranthene	1.92		0.00212	0.0500	1	01/19/2018 12:46	WG1064140
Benzo(k)fluoranthene	0.595		0.0136	0.0500	1	01/19/2018 12:46	WG1064140
Chrysene	1.30		0.0108	0.0500	1	01/19/2018 12:46	WG1064140
Dibenz(a,h)anthracene	0.176		0.00396	0.0500	1	01/19/2018 12:46	WG1064140
Indeno(1,2,3-cd)pyrene	0.501		0.0148	0.0500	1	01/19/2018 12:46	WG1064140
(S) Nitrobenzene-d5	115			31.0-160		01/19/2018 12:46	WG1064140
(S) 2-Fluorobiphenyl	104			48.0-148		01/19/2018 12:46	WG1064140
(S) p-Terphenyl-d14	112			37.0-146		01/19/2018 12:46	WG1064140

8 Al

9 Sc



Semi-Volatile Organic Compounds (GC) by Method NWTPHDX-NO SGT

Analyte	Result	Qualifier	MDL	RDL	Dilution	Analysis	Batch
	ug/l		ug/l	ug/l		date / time	
Diesel Range Organics (DRO)	U		66.0	200	1	01/23/2018 13:11	WG1064128
Residual Range Organics (RRO)	94.7	J	82.5	250	1	01/23/2018 13:11	WG1064128
(S) o-Terphenyl	84.2			52.0-156		01/23/2018 13:11	WG1064128

- 1 Cp
- 2 Tc
- 3 Ss
- 4 Cn
- 5 Sr
- 6 Qc
- 7 Gl
- 8 Al
- 9 Sc

Semi Volatile Organic Compounds (GC/MS) by Method 8270D-SIM

Analyte	Result	Qualifier	MDL	RDL	Dilution	Analysis	Batch
	ug/l		ug/l	ug/l		date / time	
Benzo(a)anthracene	U		0.00779	0.0950	1.9	01/19/2018 16:03	WG1064140
Benzo(a)pyrene	U		0.0220	0.0950	1.9	01/19/2018 16:03	WG1064140
Benzo(b)fluoranthene	0.00562	B J	0.00403	0.0950	1.9	01/19/2018 16:03	WG1064140
Benzo(k)fluoranthene	U		0.0258	0.0950	1.9	01/19/2018 16:03	WG1064140
Chrysene	U		0.0205	0.0950	1.9	01/19/2018 16:03	WG1064140
Dibenz(a,h)anthracene	U		0.00752	0.0950	1.9	01/19/2018 16:03	WG1064140
Indeno(1,2,3-cd)pyrene	U		0.0281	0.0950	1.9	01/19/2018 16:03	WG1064140
(S) Nitrobenzene-d5	97.4			31.0-160		01/19/2018 16:03	WG1064140
(S) 2-Fluorobiphenyl	96.4			48.0-148		01/19/2018 16:03	WG1064140
(S) p-Terphenyl-d14	99.2			37.0-146		01/19/2018 16:03	WG1064140



Semi-Volatile Organic Compounds (GC) by Method NWTPHDX-NO SGT

Analyte	Result	Qualifier	MDL	RDL	Dilution	Analysis	Batch
	ug/l		ug/l	ug/l		date / time	
Diesel Range Organics (DRO)	U		66.0	200	1	01/23/2018 13:27	WG1064128
Residual Range Organics (RRO)	91.7	<u>J</u>	82.5	250	1	01/23/2018 13:27	WG1064128
(S) o-Terphenyl	97.2			52.0-156		01/23/2018 13:27	WG1064128

- 1 Cp
- 2 Tc
- 3 Ss
- 4 Cn
- 5 Sr
- 6 Qc
- 7 Gl
- 8 Al
- 9 Sc

Semi Volatile Organic Compounds (GC/MS) by Method 8270D-SIM

Analyte	Result	Qualifier	MDL	RDL	Dilution	Analysis	Batch
	ug/l		ug/l	ug/l		date / time	
Benzo(a)anthracene	U		0.00410	0.0500	1	01/19/2018 13:08	WG1064140
Benzo(a)pyrene	U		0.0116	0.0500	1	01/19/2018 13:08	WG1064140
Benzo(b)fluoranthene	0.00544	<u>B J</u>	0.00212	0.0500	1	01/19/2018 13:08	WG1064140
Benzo(k)fluoranthene	U		0.0136	0.0500	1	01/19/2018 13:08	WG1064140
Chrysene	U		0.0108	0.0500	1	01/19/2018 13:08	WG1064140
Dibenz(a,h)anthracene	U		0.00396	0.0500	1	01/19/2018 13:08	WG1064140
Indeno(1,2,3-cd)pyrene	U		0.0148	0.0500	1	01/19/2018 13:08	WG1064140
(S) Nitrobenzene-d5	119			31.0-160		01/19/2018 13:08	WG1064140
(S) 2-Fluorobiphenyl	112			48.0-148		01/19/2018 13:08	WG1064140
(S) p-Terphenyl-d14	115			37.0-146		01/19/2018 13:08	WG1064140



Volatile Organic Compounds (GC/MS) by Method 8260C

Analyte	Result	Qualifier	MDL	RDL	Dilution	Analysis	Batch
	ug/l		ug/l	ug/l		date / time	
Benzene	U		22.4	125	250	01/19/2018 15:52	WG1064422
Naphthalene	14100		43.5	625	250	01/19/2018 15:52	WG1064422
(S) Toluene-d8	110			80.0-120		01/19/2018 15:52	WG1064422
(S) Dibromofluoromethane	91.2			76.0-123		01/19/2018 15:52	WG1064422
(S) 4-Bromofluorobenzene	91.5			80.0-120		01/19/2018 15:52	WG1064422

Sample Narrative:

L963952-07 WG1064422: Targets too high to run lower.

Semi-Volatile Organic Compounds (GC) by Method NWTPHDX-NO SGT

Analyte	Result	Qualifier	MDL	RDL	Dilution	Analysis	Batch
	ug/l		ug/l	ug/l		date / time	
Diesel Range Organics (DRO)	32700		1320	4000	20	01/23/2018 15:53	WG1064128
Residual Range Organics (RRO)	3450	J	1650	5000	20	01/23/2018 15:53	WG1064128
(S) o-Terphenyl	0.000	J7		52.0-156		01/23/2018 15:53	WG1064128

Semi Volatile Organic Compounds (GC/MS) by Method 8270D-SIM

Analyte	Result	Qualifier	MDL	RDL	Dilution	Analysis	Batch
	ug/l		ug/l	ug/l		date / time	
Benzo(a)anthracene	8.95		0.0117	0.143	2.86	01/19/2018 16:46	WG1064140
Benzo(a)pyrene	1.13		0.0332	0.143	2.86	01/19/2018 16:46	WG1064140
Benzo(b)fluoranthene	6.55		0.00606	0.143	2.86	01/19/2018 16:46	WG1064140
Benzo(k)fluoranthene	2.68		0.0389	0.143	2.86	01/19/2018 16:46	WG1064140
Chrysene	7.14		0.0309	0.143	2.86	01/19/2018 16:46	WG1064140
Dibenz(a,h)anthracene	1.43		0.0113	0.143	2.86	01/19/2018 16:46	WG1064140
Indeno(1,2,3-cd)pyrene	1.73		0.0423	0.143	2.86	01/19/2018 16:46	WG1064140
(S) Nitrobenzene-d5	135			31.0-160		01/19/2018 16:46	WG1064140
(S) 2-Fluorobiphenyl	81.9			48.0-148		01/19/2018 16:46	WG1064140
(S) p-Terphenyl-d14	104			37.0-146		01/19/2018 16:46	WG1064140

1 Cp

2 Tc

3 Ss

4 Cn

5 Sr

6 Qc

7 Gl

8 Al

9 Sc



Volatile Organic Compounds (GC/MS) by Method 8260C

Analyte	Result	Qualifier	MDL	RDL	Dilution	Analysis	Batch
	ug/l		ug/l	ug/l		date / time	
Benzene	101	J	22.4	125	250	01/19/2018 16:12	WG1064422
Naphthalene	13100		43.5	625	250	01/19/2018 16:12	WG1064422
(S) Toluene-d8	107			80.0-120		01/19/2018 16:12	WG1064422
(S) Dibromofluoromethane	94.8			76.0-123		01/19/2018 16:12	WG1064422
(S) 4-Bromofluorobenzene	90.9			80.0-120		01/19/2018 16:12	WG1064422

Sample Narrative:

L963952-08 WG1064422: Targets too high to run lower.

Semi-Volatile Organic Compounds (GC) by Method NWTPHDX-NO SGT

Analyte	Result	Qualifier	MDL	RDL	Dilution	Analysis	Batch
	ug/l		ug/l	ug/l		date / time	
Diesel Range Organics (DRO)	38300		1320	4000	20	01/23/2018 15:36	WG1064128
Residual Range Organics (RRO)	2090	J	1650	5000	20	01/23/2018 15:36	WG1064128
(S) o-Terphenyl	0.000	J7		52.0-156		01/23/2018 15:36	WG1064128

Semi Volatile Organic Compounds (GC/MS) by Method 8270D-SIM

Analyte	Result	Qualifier	MDL	RDL	Dilution	Analysis	Batch
	ug/l		ug/l	ug/l		date / time	
Benzo(a)anthracene	15.7		0.0117	0.143	2.86	01/19/2018 17:08	WG1064140
Benzo(a)pyrene	9.04		0.0332	0.143	2.86	01/19/2018 17:08	WG1064140
Benzo(b)fluoranthene	13.4		0.00606	0.143	2.86	01/19/2018 17:08	WG1064140
Benzo(k)fluoranthene	3.83		0.0389	0.143	2.86	01/19/2018 17:08	WG1064140
Chrysene	12.6		0.0309	0.143	2.86	01/19/2018 17:08	WG1064140
Dibenz(a,h)anthracene	1.47		0.0113	0.143	2.86	01/19/2018 17:08	WG1064140
Indeno(1,2,3-cd)pyrene	3.67		0.0423	0.143	2.86	01/19/2018 17:08	WG1064140
(S) Nitrobenzene-d5	29.0	J2		31.0-160		01/19/2018 17:08	WG1064140
(S) 2-Fluorobiphenyl	88.0			48.0-148		01/19/2018 17:08	WG1064140
(S) p-Terphenyl-d14	124			37.0-146		01/19/2018 17:08	WG1064140

1 Cp

2 Tc

3 Ss

4 Cn

5 Sr

6 Qc

7 Gl

8 Al

9 Sc



Semi-Volatile Organic Compounds (GC) by Method NWTPHDX-NO SGT

Analyte	Result	Qualifier	MDL	RDL	Dilution	Analysis	Batch
	ug/l		ug/l	ug/l		date / time	
Diesel Range Organics (DRO)	U		66.0	200	1	01/23/2018 13:43	WG1064128
Residual Range Organics (RRO)	93.5	J	82.5	250	1	01/23/2018 13:43	WG1064128
(S) o-Terphenyl	88.7			52.0-156		01/23/2018 13:43	WG1064128

Semi Volatile Organic Compounds (GC/MS) by Method 8270D-SIM

Analyte	Result	Qualifier	MDL	RDL	Dilution	Analysis	Batch
	ug/l		ug/l	ug/l		date / time	
Benzo(a)anthracene	0.236		0.00410	0.0500	1	01/19/2018 13:30	WG1064140
Benzo(a)pyrene	0.0440	J	0.0116	0.0500	1	01/19/2018 13:30	WG1064140
Benzo(b)fluoranthene	0.0685		0.00212	0.0500	1	01/19/2018 13:30	WG1064140
Benzo(k)fluoranthene	0.0258	J	0.0136	0.0500	1	01/19/2018 13:30	WG1064140
Chrysene	0.147		0.0108	0.0500	1	01/19/2018 13:30	WG1064140
Dibenz(a,h)anthracene	0.00514	J	0.00396	0.0500	1	01/19/2018 13:30	WG1064140
Indeno(1,2,3-cd)pyrene	U		0.0148	0.0500	1	01/19/2018 13:30	WG1064140
(S) Nitrobenzene-d5	112			31.0-160		01/19/2018 13:30	WG1064140
(S) 2-Fluorobiphenyl	106			48.0-148		01/19/2018 13:30	WG1064140
(S) p-Terphenyl-d14	106			37.0-146		01/19/2018 13:30	WG1064140

- 1 Cp
- 2 Tc
- 3 Ss
- 4 Cn
- 5 Sr
- 6 Qc
- 7 Gl
- 8 Al
- 9 Sc



Semi-Volatile Organic Compounds (GC) by Method NWTPHDX-NO SGT

Analyte	Result	Qualifier	MDL	RDL	Dilution	Analysis	Batch
	ug/l		ug/l	ug/l		date / time	
Diesel Range Organics (DRO)	U		66.0	200	1	01/23/2018 13:59	WG1064128
Residual Range Organics (RRO)	U		82.5	250	1	01/23/2018 13:59	WG1064128
(S) o-Terphenyl	67.8			52.0-156		01/23/2018 13:59	WG1064128

- 1 Cp
- 2 Tc
- 3 Ss
- 4 Cn
- 5 Sr
- 6 Qc
- 7 Gl
- 8 Al
- 9 Sc

Semi Volatile Organic Compounds (GC/MS) by Method 8270D-SIM

Analyte	Result	Qualifier	MDL	RDL	Dilution	Analysis	Batch
	ug/l		ug/l	ug/l		date / time	
Benzo(a)anthracene	0.0510		0.00410	0.0500	1	01/21/2018 11:45	WG1064821
Benzo(a)pyrene	0.0123	J	0.0116	0.0500	1	01/21/2018 11:45	WG1064821
Benzo(b)fluoranthene	0.0176	B J	0.00212	0.0500	1	01/21/2018 11:45	WG1064821
Benzo(k)fluoranthene	U		0.0136	0.0500	1	01/21/2018 11:45	WG1064821
Chrysene	0.0276	J	0.0108	0.0500	1	01/21/2018 11:45	WG1064821
Dibenz(a,h)anthracene	0.00456	B J	0.00396	0.0500	1	01/21/2018 11:45	WG1064821
Indeno(1,2,3-cd)pyrene	U		0.0148	0.0500	1	01/21/2018 11:45	WG1064821
(S) Nitrobenzene-d5	113			31.0-160		01/21/2018 11:45	WG1064821
(S) 2-Fluorobiphenyl	112			48.0-148		01/21/2018 11:45	WG1064821
(S) p-Terphenyl-d14	111			37.0-146		01/21/2018 11:45	WG1064821



Volatile Organic Compounds (GC/MS) by Method 8260C

Analyte	Result	Qualifier	MDL	RDL	Dilution	Analysis	Batch
	ug/l		ug/l	ug/l		date / time	
Benzene	3.91	J	0.896	5.00	10	01/19/2018 16:33	WG1064422
Naphthalene	3240		8.70	125	50	01/22/2018 19:31	WG1064422
(S) Toluene-d8	99.5			80.0-120		01/22/2018 19:31	WG1064422
(S) Toluene-d8	110			80.0-120		01/19/2018 16:33	WG1064422
(S) Dibromofluoromethane	94.2			76.0-123		01/19/2018 16:33	WG1064422
(S) Dibromofluoromethane	103			76.0-123		01/22/2018 19:31	WG1064422
(S) 4-Bromofluorobenzene	90.1			80.0-120		01/19/2018 16:33	WG1064422
(S) 4-Bromofluorobenzene	105			80.0-120		01/22/2018 19:31	WG1064422

- 1 Cp
- 2 Tc
- 3 Ss
- 4 Cn
- 5 Sr
- 6 Qc
- 7 Gl
- 8 Al
- 9 Sc

Semi-Volatile Organic Compounds (GC) by Method NWTPHDX-NO SGT

Analyte	Result	Qualifier	MDL	RDL	Dilution	Analysis	Batch
	ug/l		ug/l	ug/l		date / time	
Diesel Range Organics (DRO)	7970		330	1000	5	01/23/2018 15:20	WG1064128
Residual Range Organics (RRO)	1850		412	1250	5	01/23/2018 15:20	WG1064128
(S) o-Terphenyl	56.5			52.0-156		01/23/2018 15:20	WG1064128

Semi Volatile Organic Compounds (GC/MS) by Method 8270D-SIM

Analyte	Result	Qualifier	MDL	RDL	Dilution	Analysis	Batch
	ug/l		ug/l	ug/l		date / time	
Benzo(a)anthracene	27.8		0.00410	0.0500	1	01/19/2018 13:51	WG1064140
Benzo(a)pyrene	14.9		0.0116	0.0500	1	01/19/2018 13:51	WG1064140
Benzo(b)fluoranthene	20.6		0.00212	0.0500	1	01/19/2018 13:51	WG1064140
Benzo(k)fluoranthene	6.71		0.0136	0.0500	1	01/19/2018 13:51	WG1064140
Chrysene	19.9		0.0108	0.0500	1	01/19/2018 13:51	WG1064140
Dibenz(a,h)anthracene	1.75		0.00396	0.0500	1	01/19/2018 13:51	WG1064140
Indeno(1,2,3-cd)pyrene	4.73		0.0148	0.0500	1	01/19/2018 13:51	WG1064140
(S) Nitrobenzene-d5	72.9			31.0-160		01/19/2018 13:51	WG1064140
(S) 2-Fluorobiphenyl	42.2	J2		48.0-148		01/19/2018 13:51	WG1064140
(S) p-Terphenyl-d14	54.3			37.0-146		01/19/2018 13:51	WG1064140



Volatile Organic Compounds (GC/MS) by Method 8260C

Analyte	Result	Qualifier	MDL	RDL	Dilution	Analysis	Batch
	ug/l		ug/l	ug/l		date / time	
Benzene	U		0.0896	0.500	1	01/19/2018 16:53	WG1064422
Naphthalene	12.0		0.174	2.50	1	01/22/2018 19:48	WG1064422
(S) Toluene-d8	101			80.0-120		01/22/2018 19:48	WG1064422
(S) Toluene-d8	107			80.0-120		01/19/2018 16:53	WG1064422
(S) Dibromofluoromethane	104			76.0-123		01/22/2018 19:48	WG1064422
(S) Dibromofluoromethane	93.3			76.0-123		01/19/2018 16:53	WG1064422
(S) 4-Bromofluorobenzene	106			80.0-120		01/22/2018 19:48	WG1064422
(S) 4-Bromofluorobenzene	90.8			80.0-120		01/19/2018 16:53	WG1064422

- 1 Cp
- 2 Tc
- 3 Ss
- 4 Cn
- 5 Sr
- 6 Qc
- 7 Gl
- 8 Al
- 9 Sc

Semi-Volatile Organic Compounds (GC) by Method NWTPHDX-NO SGT

Analyte	Result	Qualifier	MDL	RDL	Dilution	Analysis	Batch
	ug/l		ug/l	ug/l		date / time	
Diesel Range Organics (DRO)	139	J	66.0	200	1	01/23/2018 14:15	WG1064128
Residual Range Organics (RRO)	U		82.5	250	1	01/23/2018 14:15	WG1064128
(S) o-Terphenyl	83.0			52.0-156		01/23/2018 14:15	WG1064128

Semi Volatile Organic Compounds (GC/MS) by Method 8270D-SIM

Analyte	Result	Qualifier	MDL	RDL	Dilution	Analysis	Batch
	ug/l		ug/l	ug/l		date / time	
Benzo(a)anthracene	0.908		0.00410	0.0500	1	01/19/2018 14:13	WG1064140
Benzo(a)pyrene	0.232		0.0116	0.0500	1	01/19/2018 14:13	WG1064140
Benzo(b)fluoranthene	0.362		0.00212	0.0500	1	01/19/2018 14:13	WG1064140
Benzo(k)fluoranthene	0.116		0.0136	0.0500	1	01/19/2018 14:13	WG1064140
Chrysene	0.626		0.0108	0.0500	1	01/19/2018 14:13	WG1064140
Dibenz(a,h)anthracene	0.0285	J	0.00396	0.0500	1	01/19/2018 14:13	WG1064140
Indeno(1,2,3-cd)pyrene	0.0731		0.0148	0.0500	1	01/19/2018 14:13	WG1064140
(S) Nitrobenzene-d5	128			31.0-160		01/19/2018 14:13	WG1064140
(S) 2-Fluorobiphenyl	113			48.0-148		01/19/2018 14:13	WG1064140
(S) p-Terphenyl-d14	120			37.0-146		01/19/2018 14:13	WG1064140



Method Blank (MB)

(MB) R3280912-3 01/19/18 10:20

Analyte	MB Result	MB Qualifier	MB MDL	MB RDL
	ug/l		ug/l	ug/l
Benzene	U		0.0896	0.500
Naphthalene	0.202	J	0.174	2.50
(S) Toluene-d8	111			80.0-120
(S) Dibromofluoromethane	91.4			76.0-123
(S) 4-Bromofluorobenzene	92.4			80.0-120

1 Cp

2 Tc

3 Ss

4 Cn

5 Sr

Laboratory Control Sample (LCS) • Laboratory Control Sample Duplicate (LCSD)

(LCS) R3280912-1 01/19/18 09:20 • (LCSD) R3280912-2 01/19/18 09:40

Analyte	Spike Amount	LCS Result	LCSD Result	LCS Rec.	LCSD Rec.	Rec. Limits	LCS Qualifier	LCSD Qualifier	RPD	RPD Limits
	ug/l	ug/l	ug/l	%	%	%			%	%
Benzene	25.0	20.4	20.5	81.6	81.8	69.0-123			0.319	20
Naphthalene	25.0	20.8	24.7	83.4	98.8	62.0-128			17.0	20
(S) Toluene-d8				109	106	80.0-120				
(S) Dibromofluoromethane				90.5	88.8	76.0-123				
(S) 4-Bromofluorobenzene				91.9	90.4	80.0-120				

6 Qc

7 Gl

8 Al

9 Sc



Method Blank (MB)

(MB) R3280622-1 01/19/18 14:56

Analyte	MB Result	MB Qualifier	MB MDL	MB RDL
	ug/l		ug/l	ug/l
Diesel Range Organics (DRO)	U		66.7	200
Residual Range Organics (RRO)	U		83.3	250
<i>(S) o-Terphenyl</i>	108			52.0-156

Laboratory Control Sample (LCS) • Laboratory Control Sample Duplicate (LCSD)

(LCS) R3280622-2 01/19/18 15:12 • (LCSD) R3280622-3 01/19/18 15:28

Analyte	Spike Amount	LCS Result	LCSD Result	LCS Rec.	LCSD Rec.	Rec. Limits	LCS Qualifier	LCSD Qualifier	RPD	RPD Limits
	ug/l	ug/l	ug/l	%	%	%			%	%
Diesel Range Organics (DRO)	750	681	691	90.8	92.1	50.0-150			1.43	20
Residual Range Organics (RRO)	750	605	639	80.7	85.2	50.0-150			5.37	20
<i>(S) o-Terphenyl</i>				91.7	90.0	52.0-156				

1 Cp

2 Tc

3 Ss

4 Cn

5 Sr

6 Qc

7 Gl

8 Al

9 Sc



Method Blank (MB)

(MB) R3280606-3 01/19/18 10:56

Analyte	MB Result	MB Qualifier	MB MDL	MB RDL
	ug/l		ug/l	ug/l
Benzo(a)anthracene	U		0.00410	0.0500
Benzo(a)pyrene	U		0.0116	0.0500
Benzo(b)fluoranthene	0.00295	↓	0.00212	0.0500
Benzo(k)fluoranthene	U		0.0136	0.0500
Chrysene	U		0.0108	0.0500
Dibenz(a,h)anthracene	U		0.00396	0.0500
Indeno(1,2,3-cd)pyrene	U		0.0148	0.0500
(S) Nitrobenzene-d5	127			31.0-160
(S) 2-Fluorobiphenyl	118			48.0-148
(S) p-Terphenyl-d14	131			37.0-146

1 Cp

2 Tc

3 Ss

4 Cn

5 Sr

6 Qc

7 Gl

8 Al

9 Sc

Laboratory Control Sample (LCS) • Laboratory Control Sample Duplicate (LCSD)

(LCS) R3280606-1 01/19/18 10:11 • (LCSD) R3280606-2 01/19/18 10:34

Analyte	Spike Amount	LCS Result	LCSD Result	LCS Rec.	LCSD Rec.	Rec. Limits	LCS Qualifier	LCSD Qualifier	RPD	RPD Limits
	ug/l	ug/l	ug/l	%	%	%			%	%
Benzo(a)anthracene	2.00	2.14	2.36	107	118	59.0-134			9.71	20
Benzo(a)pyrene	2.00	2.24	2.44	112	122	61.0-145			8.43	20
Benzo(b)fluoranthene	2.00	2.20	2.45	110	123	57.0-136			10.7	20
Benzo(k)fluoranthene	2.00	2.40	2.55	120	127	57.0-141			5.81	20
Chrysene	2.00	2.19	2.37	109	119	63.0-140			8.03	20
Dibenz(a,h)anthracene	2.00	2.35	2.52	118	126	49.0-141			7.06	20
Indeno(1,2,3-cd)pyrene	2.00	2.33	2.49	116	124	53.0-141			6.66	20
(S) Nitrobenzene-d5				118	117	31.0-160				
(S) 2-Fluorobiphenyl				101	109	48.0-148				
(S) p-Terphenyl-d14				110	118	37.0-146				



Method Blank (MB)

(MB) R3280923-3 01/21/18 11:24

Analyte	MB Result	MB Qualifier	MB MDL	MB RDL
	ug/l		ug/l	ug/l
Benzo(a)anthracene	U		0.00410	0.0500
Benzo(a)pyrene	U		0.0116	0.0500
Benzo(b)fluoranthene	0.00372	↓	0.00212	0.0500
Benzo(k)fluoranthene	U		0.0136	0.0500
Chrysene	U		0.0108	0.0500
Dibenz(a,h)anthracene	0.00444	↓	0.00396	0.0500
Indeno(1,2,3-cd)pyrene	U		0.0148	0.0500
(S) Nitrobenzene-d5	116			31.0-160
(S) 2-Fluorobiphenyl	113			48.0-148
(S) p-Terphenyl-d14	117			37.0-146

Laboratory Control Sample (LCS) • Laboratory Control Sample Duplicate (LCSD)

(LCS) R3280923-1 01/21/18 10:40 • (LCSD) R3280923-2 01/21/18 11:02

Analyte	Spike Amount	LCS Result	LCSD Result	LCS Rec.	LCSD Rec.	Rec. Limits	LCS Qualifier	LCSD Qualifier	RPD	RPD Limits
	ug/l	ug/l	ug/l	%	%	%			%	%
Benzo(a)anthracene	2.00	2.14	2.14	107	107	59.0-134			0.136	20
Benzo(a)pyrene	2.00	2.28	2.22	114	111	61.0-145			2.80	20
Benzo(b)fluoranthene	2.00	2.26	2.18	113	109	57.0-136			3.87	20
Benzo(k)fluoranthene	2.00	2.24	2.22	112	111	57.0-141			1.01	20
Chrysene	2.00	2.24	2.20	112	110	63.0-140			1.83	20
Dibenz(a,h)anthracene	2.00	2.36	2.30	118	115	49.0-141			2.79	20
Indeno(1,2,3-cd)pyrene	2.00	2.33	2.27	117	114	53.0-141			2.57	20
(S) Nitrobenzene-d5				113	110	31.0-160				
(S) 2-Fluorobiphenyl				110	97.4	48.0-148				
(S) p-Terphenyl-d14				112	112	37.0-146				

1 Cp

2 Tc

3 Ss

4 Cn

5 Sr

6 Qc

7 Gl

8 Al

9 Sc



Guide to Reading and Understanding Your Laboratory Report

The information below is designed to better explain the various terms used in your report of analytical results from the Laboratory. This is not intended as a comprehensive explanation, and if you have additional questions please contact your project representative.

Abbreviations and Definitions

MDL	Method Detection Limit.
RDL	Reported Detection Limit.
Rec.	Recovery.
RPD	Relative Percent Difference.
SDG	Sample Delivery Group.
(S)	Surrogate (Surrogate Standard) - Analytes added to every blank, sample, Laboratory Control Sample/Duplicate and Matrix Spike/Duplicate; used to evaluate analytical efficiency by measuring recovery. Surrogates are not expected to be detected in all environmental media.
U	Not detected at the Reporting Limit (or MDL where applicable).
Analyte	The name of the particular compound or analysis performed. Some Analyses and Methods will have multiple analytes reported.
Dilution	If the sample matrix contains an interfering material, or if concentrations of analytes in the sample are higher than the highest limit of concentration that the laboratory can accurately report, the sample may be diluted for analysis. If a value different than 1 is used in this field, the result reported has already been corrected for this factor.
Limits	These are the target % recovery ranges or % difference value that the laboratory has historically determined as normal for the method and analyte being reported. Successful QC Sample analysis will target all analytes recovered or duplicated within these ranges.
Qualifier	This column provides a letter and/or number designation that corresponds to additional information concerning the result reported. If a Qualifier is present, a definition per Qualifier is provided within the Glossary and Definitions page and potentially a discussion of possible implications of the Qualifier in the Case Narrative if applicable.
Result	The actual analytical final result (corrected for any sample specific characteristics) reported for your sample. If there was no measurable result returned for a specific analyte, the result in this column may state "ND" (Not Detected) or "BDL" (Below Detectable Levels). The information in the results column should always be accompanied by either an MDL (Method Detection Limit) or RDL (Reporting Detection Limit) that defines the lowest value that the laboratory could detect or report for this analyte.
Case Narrative (Cn)	A brief discussion about the included sample results, including a discussion of any non-conformances to protocol observed either at sample receipt by the laboratory from the field or during the analytical process. If present, there will be a section in the Case Narrative to discuss the meaning of any data qualifiers used in the report.
Quality Control Summary (Qc)	This section of the report includes the results of the laboratory quality control analyses required by procedure or analytical methods to assist in evaluating the validity of the results reported for your samples. These analyses are not being performed on your samples typically, but on laboratory generated material.
Sample Chain of Custody (Sc)	This is the document created in the field when your samples were initially collected. This is used to verify the time and date of collection, the person collecting the samples, and the analyses that the laboratory is requested to perform. This chain of custody also documents all persons (excluding commercial shippers) that have had control or possession of the samples from the time of collection until delivery to the laboratory for analysis.
Sample Results (Sr)	This section of your report will provide the results of all testing performed on your samples. These results are provided by sample ID and are separated by the analyses performed on each sample. The header line of each analysis section for each sample will provide the name and method number for the analysis reported.
Sample Summary (Ss)	This section of the Analytical Report defines the specific analyses performed for each sample ID, including the dates and times of preparation and/or analysis.

Qualifier	Description
B	The same analyte is found in the associated blank.
J	The identification of the analyte is acceptable; the reported value is an estimate.
J2	Surrogate recovery limits have been exceeded; values are outside lower control limits.
J7	Surrogate recovery cannot be used for control limit evaluation due to dilution.

1 Cp

2 Tc

3 Ss

4 Cn

5 Sr

6 Qc

7 Gl

8 Al

9 Sc



ESC Lab Sciences is the only environmental laboratory accredited/certified to support your work nationwide from one location. One phone call, one point of contact, one laboratory. No other lab is as accessible or prepared to handle your needs throughout the country. Our capacity and capability from our single location laboratory is comparable to the collective totals of the network laboratories in our industry. The most significant benefit to our one location design is the design of our laboratory campus. The model is conducive to accelerated productivity, decreasing turn-around time, and preventing cross contamination, thus protecting sample integrity. Our focus on premium quality and prompt service allows us to be YOUR LAB OF CHOICE.
 * Not all certifications held by the laboratory are applicable to the results reported in the attached report.

State Accreditations

Alabama	40660	Nevada	TN-03-2002-34
Alaska	UST-080	New Hampshire	2975
Arizona	AZ0612	New Jersey-NELAP	TN002
Arkansas	88-0469	New Mexico	TN00003
California	01157CA	New York	11742
Colorado	TN00003	North Carolina	Env375
Connecticut	PH-0197	North Carolina ¹	DW21704
Florida	E87487	North Carolina ²	41
Georgia	NELAP	North Dakota	R-140
Georgia ¹	923	Ohio-VAP	CL0069
Idaho	TN00003	Oklahoma	9915
Illinois	200008	Oregon	TN200002
Indiana	C-TN-01	Pennsylvania	68-02979
Iowa	364	Rhode Island	221
Kansas	E-10277	South Carolina	84004
Kentucky ¹	90010	South Dakota	n/a
Kentucky ²	16	Tennessee ¹⁴	2006
Louisiana	AI30792	Texas	T 104704245-07-TX
Maine	TN0002	Texas ⁵	LAB0152
Maryland	324	Utah	6157585858
Massachusetts	M-TN003	Vermont	VT2006
Michigan	9958	Virginia	109
Minnesota	047-999-395	Washington	C1915
Mississippi	TN00003	West Virginia	233
Missouri	340	Wisconsin	9980939910
Montana	CERT0086	Wyoming	A2LA
Nebraska	NE-OS-15-05		

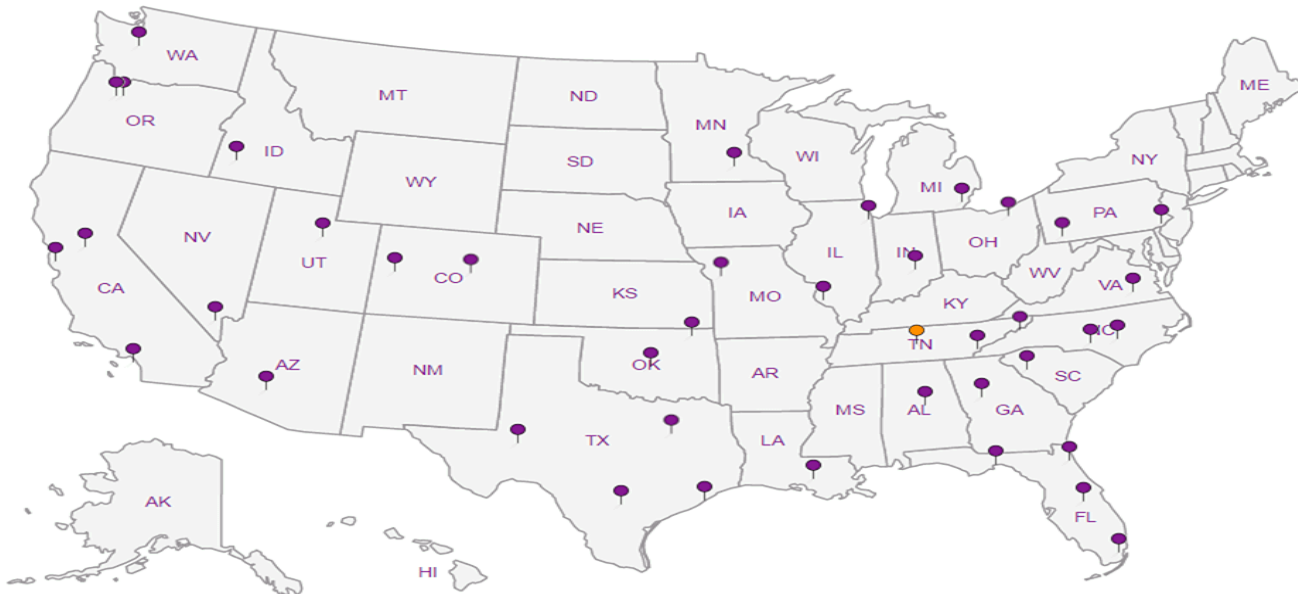
Third Party Federal Accreditations

A2LA – ISO 17025	1461.01	AIHA-LAP,LLC	100789
A2LA – ISO 17025 ⁵	1461.02	DOD	1461.01
Canada	1461.01	USDA	S-67674
EPA-Crypto	TN00003		

¹ Drinking Water ² Underground Storage Tanks ³ Aquatic Toxicity ⁴ Chemical/Microbiological ⁵ Mold n/a Accreditation not applicable

Our Locations

ESC Lab Sciences has sixty-four client support centers that provide sample pickup and/or the delivery of sampling supplies. If you would like assistance from one of our support offices, please contact our main office. ESC Lab Sciences performs all testing at our central laboratory.



1 Cp

2 Tc

3 Ss

4 Cn

5 Sr

6 Qc

7 Gl

8 Al

9 Sc

SLR International Corp. - West Linn, OR

Sample Delivery Group: L984785
Samples Received: 04/11/2018
Project Number: 108.00228.00048
Description: Nord Door Project - Everett, WA
Site: EVERETT, WA
Report To: Chris Kramer
1800 Blankenship Road, Suite 440
West Linn, OR 97068

Entire Report Reviewed By:



Brian Ford
Technical Service Representative

Results relate only to the items tested or calibrated and are reported as rounded values. This test report shall not be reproduced, except in full, without written approval of the laboratory. Where applicable, sampling conducted by ESC is performed per guidance provided in laboratory standard operating procedures: 060302, 060303, and 060304.



Cp: Cover Page	1	¹Cp
Tc: Table of Contents	2	²Tc
Ss: Sample Summary	3	³Ss
Cn: Case Narrative	4	⁴Cn
Sr: Sample Results	5	⁵Sr
MW-5-0418 L984785-01	5	
MW-8A-0418 L984785-02	6	
MW-8B-0418 L984785-03	7	
MW-10A-0418 L984785-04	8	
MW-10B-0418 L984785-05	9	
Qc: Quality Control Summary	10	⁶Qc
Volatile Organic Compounds (GC/MS) by Method 8260C	10	⁷Gl
Semi-Volatile Organic Compounds (GC) by Method NWTPHDX-NO SGT	11	⁸Al
Semi Volatile Organic Compounds (GC/MS) by Method 8270D-SIM	12	
Gl: Glossary of Terms	13	⁹Sc
Al: Accreditations & Locations	14	
Sc: Sample Chain of Custody	15	

SAMPLE SUMMARY



MW-5-0418 L984785-01 GW

Collected by
Steven L. Collected date/time
04/10/18 11:58 Received date/time
04/11/18 08:45

Method	Batch	Dilution	Preparation date/time	Analysis date/time	Analyst
Semi-Volatile Organic Compounds (GC) by Method NWTPHDX-NO SGT	WG1096865	1	04/13/18 01:55	04/14/18 04:45	TH

1
Cp

2
Tc

3
Ss

MW-8A-0418 L984785-02 GW

Collected by
Steven L. Collected date/time
04/10/18 14:18 Received date/time
04/11/18 08:45

Method	Batch	Dilution	Preparation date/time	Analysis date/time	Analyst
Volatile Organic Compounds (GC/MS) by Method 8260C	WG1097123	250	04/12/18 19:32	04/12/18 19:32	JAH
Semi-Volatile Organic Compounds (GC) by Method NWTPHDX-NO SGT	WG1096865	10	04/13/18 01:55	04/17/18 19:53	TH
Semi-Volatile Organic Compounds (GC) by Method NWTPHDX-NO SGT	WG1096865	50	04/13/18 01:55	04/18/18 00:27	TH
Semi Volatile Organic Compounds (GC/MS) by Method 8270D-SIM	WG1096871	20	04/11/18 22:00	04/12/18 14:31	KM

4
Cn

5
Sr

6
Qc

MW-8B-0418 L984785-03 GW

Collected by
Steven L. Collected date/time
04/10/18 13:47 Received date/time
04/11/18 08:45

Method	Batch	Dilution	Preparation date/time	Analysis date/time	Analyst
Volatile Organic Compounds (GC/MS) by Method 8260C	WG1097123	250	04/12/18 19:51	04/12/18 19:51	JAH
Semi-Volatile Organic Compounds (GC) by Method NWTPHDX-NO SGT	WG1096865	20	04/13/18 01:55	04/17/18 20:09	TH
Semi Volatile Organic Compounds (GC/MS) by Method 8270D-SIM	WG1096871	3	04/11/18 22:00	04/12/18 11:35	KM

7
Gl

8
Al

9
Sc

MW-10A-0418 L984785-04 GW

Collected by
Steven L. Collected date/time
04/10/18 12:56 Received date/time
04/11/18 08:45

Method	Batch	Dilution	Preparation date/time	Analysis date/time	Analyst
Semi-Volatile Organic Compounds (GC) by Method NWTPHDX-NO SGT	WG1096865	1	04/13/18 01:55	04/14/18 06:52	TH
Semi-Volatile Organic Compounds (GC) by Method NWTPHDX-NO SGT	WG1096865	5	04/13/18 01:55	04/17/18 19:36	TH

MW-10B-0418 L984785-05 GW

Collected by
Steven L. Collected date/time
04/10/18 12:30 Received date/time
04/11/18 08:45

Method	Batch	Dilution	Preparation date/time	Analysis date/time	Analyst
Semi-Volatile Organic Compounds (GC) by Method NWTPHDX-NO SGT	WG1096865	1	04/13/18 01:55	04/14/18 05:01	TH



All sample aliquots were received at the correct temperature, in the proper containers, with the appropriate preservatives, and within method specified holding times, unless qualified or notated within the report. Where applicable, all MDL (LOD) and RDL (LOQ) values reported for environmental samples have been corrected for the dilution factor used in the analysis. All radiochemical sample results for solids are reported on a dry weight basis with the exception of tritium, carbon-14 and radon, unless wet weight was requested by the client. All Method and Batch Quality Control are within established criteria except where addressed in this case narrative, a non-conformance form or properly qualified within the sample results. By my digital signature below, I affirm to the best of my knowledge, all problems/anomalies observed by the laboratory as having the potential to affect the quality of the data have been identified by the laboratory, and no information or data have been knowingly withheld that would affect the quality of the data.

Brian Ford
Technical Service Representative

- ¹ Cp
- ² Tc
- ³ Ss
- ⁴ Cn
- ⁵ Sr
- ⁶ Qc
- ⁷ Gl
- ⁸ Al
- ⁹ Sc



Semi-Volatile Organic Compounds (GC) by Method NWTPHDX-NO SGT

Analyte	Result ug/l	Qualifier	MDL ug/l	RDL ug/l	Dilution	Analysis date / time	Batch
Diesel Range Organics (DRO)	435		66.0	200	1	04/14/2018 04:45	WG1096865
Residual Range Organics (RRO)	271		82.5	250	1	04/14/2018 04:45	WG1096865
(S) o-Terphenyl	107			52.0-156		04/14/2018 04:45	WG1096865

1 Cp

2 Tc

3 Ss

4 Cn

5 Sr

6 Qc

7 Gl

8 Al

9 Sc



Volatile Organic Compounds (GC/MS) by Method 8260C

Analyte	Result	Qualifier	MDL	RDL	Dilution	Analysis	Batch
	ug/l		ug/l	ug/l		date / time	
Benzene	U		22.4	125	250	04/12/2018 19:32	WG1097123
Naphthalene	11500		43.5	625	250	04/12/2018 19:32	WG1097123
(S) Toluene-d8	97.1			80.0-120		04/12/2018 19:32	WG1097123
(S) Dibromofluoromethane	103			76.0-123		04/12/2018 19:32	WG1097123
(S) 4-Bromofluorobenzene	110			80.0-120		04/12/2018 19:32	WG1097123

Sample Narrative:

L984785-02 WG1097123: Target compounds too high to run at a lower dilution.

Semi-Volatile Organic Compounds (GC) by Method NWTPHDX-NO SGT

Analyte	Result	Qualifier	MDL	RDL	Dilution	Analysis	Batch
	ug/l		ug/l	ug/l		date / time	
Diesel Range Organics (DRO)	52900		3300	10000	50	04/18/2018 00:27	WG1096865
Residual Range Organics (RRO)	8060		825	2500	10	04/17/2018 19:53	WG1096865
(S) o-Terphenyl	0.000	<u>J7</u>		52.0-156		04/18/2018 00:27	WG1096865
(S) o-Terphenyl	269	<u>J1</u>		52.0-156		04/17/2018 19:53	WG1096865

Sample Narrative:

L984785-02 WG1096865: High surrogate due to matrix interference.

Semi Volatile Organic Compounds (GC/MS) by Method 8270D-SIM

Analyte	Result	Qualifier	MDL	RDL	Dilution	Analysis	Batch
	ug/l		ug/l	ug/l		date / time	
Benzo(a)anthracene	204		0.0820	1.00	20	04/12/2018 14:31	WG1096871
Benzo(a)pyrene	96.5		0.232	1.00	20	04/12/2018 14:31	WG1096871
Benzo(b)fluoranthene	147		0.0424	1.00	20	04/12/2018 14:31	WG1096871
Benzo(k)fluoranthene	39.0		0.272	1.00	20	04/12/2018 14:31	WG1096871
Chrysene	127		0.216	1.00	20	04/12/2018 14:31	WG1096871
Dibenz(a,h)anthracene	19.5		0.0792	1.00	20	04/12/2018 14:31	WG1096871
Indeno(1,2,3-cd)pyrene	41.7		0.296	1.00	20	04/12/2018 14:31	WG1096871
(S) Nitrobenzene-d5	87.2	<u>J7</u>		31.0-160		04/12/2018 14:31	WG1096871
(S) 2-Fluorobiphenyl	86.0	<u>J7</u>		48.0-148		04/12/2018 14:31	WG1096871
(S) p-Terphenyl-d14	109	<u>J7</u>		37.0-146		04/12/2018 14:31	WG1096871

1 Cp

2 Tc

3 Ss

4 Cn

5 Sr

6 Qc

7 Gl

8 Al

9 Sc



Volatile Organic Compounds (GC/MS) by Method 8260C

Analyte	Result	Qualifier	MDL	RDL	Dilution	Analysis	Batch
	ug/l		ug/l	ug/l		date / time	
Benzene	116	J	22.4	125	250	04/12/2018 19:51	WG1097123
Naphthalene	11800		43.5	625	250	04/12/2018 19:51	WG1097123
(S) Toluene-d8	95.7			80.0-120		04/12/2018 19:51	WG1097123
(S) Dibromofluoromethane	103			76.0-123		04/12/2018 19:51	WG1097123
(S) 4-Bromofluorobenzene	110			80.0-120		04/12/2018 19:51	WG1097123

Sample Narrative:

L984785-03 WG1097123: Target compounds too high to run at a lower dilution.

Semi-Volatile Organic Compounds (GC) by Method NWTPHDX-NO SGT

Analyte	Result	Qualifier	MDL	RDL	Dilution	Analysis	Batch
	ug/l		ug/l	ug/l		date / time	
Diesel Range Organics (DRO)	68200		1320	4000	20	04/17/2018 20:09	WG1096865
Residual Range Organics (RRO)	2470	J	1650	5000	20	04/17/2018 20:09	WG1096865
(S) o-Terphenyl	446	J7		52.0-156		04/17/2018 20:09	WG1096865

Semi Volatile Organic Compounds (GC/MS) by Method 8270D-SIM

Analyte	Result	Qualifier	MDL	RDL	Dilution	Analysis	Batch
	ug/l		ug/l	ug/l		date / time	
Benzo(a)anthracene	52.4		0.0123	0.150	3	04/12/2018 11:35	WG1096871
Benzo(a)pyrene	30.6		0.0348	0.150	3	04/12/2018 11:35	WG1096871
Benzo(b)fluoranthene	43.5		0.00636	0.150	3	04/12/2018 11:35	WG1096871
Benzo(k)fluoranthene	16.4		0.0408	0.150	3	04/12/2018 11:35	WG1096871
Chrysene	43.7		0.0324	0.150	3	04/12/2018 11:35	WG1096871
Dibenz(a,h)anthracene	6.33		0.0119	0.150	3	04/12/2018 11:35	WG1096871
Indeno(1,2,3-cd)pyrene	13.4		0.0444	0.150	3	04/12/2018 11:35	WG1096871
(S) Nitrobenzene-d5	19.0	J2		31.0-160		04/12/2018 11:35	WG1096871
(S) 2-Fluorobiphenyl	77.1			48.0-148		04/12/2018 11:35	WG1096871
(S) p-Terphenyl-d14	104			37.0-146		04/12/2018 11:35	WG1096871

- 1 Cp
- 2 Tc
- 3 Ss
- 4 Cn
- 5 Sr
- 6 Qc
- 7 Gl
- 8 Al
- 9 Sc



Semi-Volatile Organic Compounds (GC) by Method NWTPHDX-NO SGT

Analyte	Result ug/l	Qualifier	MDL ug/l	RDL ug/l	Dilution	Analysis date / time	Batch
Diesel Range Organics (DRO)	14700		330	1000	5	04/17/2018 19:36	WG1096865
Residual Range Organics (RRO)	3530		82.5	250	1	04/14/2018 06:52	WG1096865
(S) o-Terphenyl	161	<u>J1</u>		52.0-156		04/17/2018 19:36	WG1096865
(S) o-Terphenyl	18.0	<u>J2</u>		52.0-156		04/14/2018 06:52	WG1096865

Sample Narrative:

L984785-04 WG1096865: Surrogate failure due to matrix interference.

- 1 Cp
- 2 Tc
- 3 Ss
- 4 Cn
- 5 Sr
- 6 Qc
- 7 Gl
- 8 Al
- 9 Sc



Semi-Volatile Organic Compounds (GC) by Method NWTPHDX-NO SGT

Analyte	Result ug/l	Qualifier	MDL ug/l	RDL ug/l	Dilution	Analysis date / time	Batch
Diesel Range Organics (DRO)	140	J	66.0	200	1	04/14/2018 05:01	WG1096865
Residual Range Organics (RRO)	U		82.5	250	1	04/14/2018 05:01	WG1096865
(S) o-Terphenyl	110			52.0-156		04/14/2018 05:01	WG1096865

1 Cp

2 Tc

3 Ss

4 Cn

5 Sr

6 Qc

7 Gl

8 Al

9 Sc



Method Blank (MB)

(MB) R3302018-2 04/12/18 12:27

Analyte	MB Result ug/l	MB Qualifier	MB MDL ug/l	MB RDL ug/l
Benzene	U		0.0896	0.500
Naphthalene	U		0.174	2.50
<i>(S) Toluene-d8</i>	95.1			80.0-120
<i>(S) Dibromofluoromethane</i>	101			76.0-123
<i>(S) 4-Bromofluorobenzene</i>	115			80.0-120

1 Cp

2 Tc

3 Ss

4 Cn

Laboratory Control Sample (LCS)

(LCS) R3302018-1 04/12/18 11:47

Analyte	Spike Amount ug/l	LCS Result ug/l	LCS Rec. %	Rec. Limits %	LCS Qualifier
Benzene	25.0	25.0	100	69.0-123	
Naphthalene	25.0	21.1	84.3	62.0-128	
<i>(S) Toluene-d8</i>			100	80.0-120	
<i>(S) Dibromofluoromethane</i>			98.3	76.0-123	
<i>(S) 4-Bromofluorobenzene</i>			118	80.0-120	

5 Sr

6 Qc

7 Gl

8 Al

9 Sc



Method Blank (MB)

(MB) R3302277-1 04/14/18 03:42

Analyte	MB Result	MB Qualifier	MB MDL	MB RDL
	ug/l		ug/l	ug/l
Diesel Range Organics (DRO)	U		66.7	200
Residual Range Organics (RRO)	U		83.3	250
<i>(S) o-Terphenyl</i>	104			52.0-156

Laboratory Control Sample (LCS) • Laboratory Control Sample Duplicate (LCSD)

(LCS) R3302277-2 04/14/18 03:58 • (LCSD) R3302277-3 04/14/18 04:14

Analyte	Spike Amount	LCS Result	LCSD Result	LCS Rec.	LCSD Rec.	Rec. Limits	LCS Qualifier	LCSD Qualifier	RPD	RPD Limits
	ug/l	ug/l	ug/l	%	%	%			%	%
Diesel Range Organics (DRO)	750	876	878	117	117	50.0-150			0.188	20
Residual Range Organics (RRO)	750	857	865	114	115	50.0-150			0.844	20
<i>(S) o-Terphenyl</i>				111	112	52.0-156				

1 Cp

2 Tc

3 Ss

4 Cn

5 Sr

6 Qc

7 Gl

8 Al

9 Sc



Method Blank (MB)

(MB) R3301526-3 04/12/18 09:00

Analyte	MB Result	MB Qualifier	MB MDL	MB RDL
	ug/l		ug/l	ug/l
Benzo(a)anthracene	U		0.00410	0.0500
Benzo(a)pyrene	U		0.0116	0.0500
Benzo(b)fluoranthene	0.00265	↓	0.00212	0.0500
Benzo(k)fluoranthene	U		0.0136	0.0500
Chrysene	U		0.0108	0.0500
Dibenz(a,h)anthracene	U		0.00396	0.0500
Indeno(1,2,3-cd)pyrene	U		0.0148	0.0500
(S) Nitrobenzene-d5	92.8			31.0-160
(S) 2-Fluorobiphenyl	122			48.0-148
(S) p-Terphenyl-d14	109			37.0-146

Laboratory Control Sample (LCS) • Laboratory Control Sample Duplicate (LCSD)

(LCS) R3301526-1 04/12/18 08:16 • (LCSD) R3301526-2 04/12/18 08:38

Analyte	Spike Amount	LCS Result	LCSD Result	LCS Rec.	LCSD Rec.	Rec. Limits	LCS Qualifier	LCSD Qualifier	RPD	RPD Limits
	ug/l	ug/l	ug/l	%	%	%			%	%
Benzo(a)anthracene	2.00	1.76	1.79	88.0	89.5	59.0-134			1.78	20
Benzo(a)pyrene	2.00	1.73	1.84	86.7	91.8	61.0-145			5.75	20
Benzo(b)fluoranthene	2.00	1.70	1.63	85.2	81.6	57.0-136			4.23	20
Benzo(k)fluoranthene	2.00	1.72	1.58	86.0	79.1	57.0-141			8.31	20
Chrysene	2.00	1.77	1.93	88.5	96.4	63.0-140			8.52	20
Dibenz(a,h)anthracene	2.00	1.64	1.56	81.8	77.9	49.0-141			4.83	20
Indeno(1,2,3-cd)pyrene	2.00	1.69	1.58	84.3	79.1	53.0-141			6.35	20
(S) Nitrobenzene-d5				90.5	81.7	31.0-160				
(S) 2-Fluorobiphenyl				89.8	98.0	48.0-148				
(S) p-Terphenyl-d14				77.9	71.5	37.0-146				

1 Cp

2 Tc

3 Ss

4 Cn

5 Sr

6 Qc

7 Gl

8 Al

9 Sc



Guide to Reading and Understanding Your Laboratory Report

The information below is designed to better explain the various terms used in your report of analytical results from the Laboratory. This is not intended as a comprehensive explanation, and if you have additional questions please contact your project representative.

Abbreviations and Definitions

MDL	Method Detection Limit.
RDL	Reported Detection Limit.
Rec.	Recovery.
RPD	Relative Percent Difference.
SDG	Sample Delivery Group.
(S)	Surrogate (Surrogate Standard) - Analytes added to every blank, sample, Laboratory Control Sample/Duplicate and Matrix Spike/Duplicate; used to evaluate analytical efficiency by measuring recovery. Surrogates are not expected to be detected in all environmental media.
U	Not detected at the Reporting Limit (or MDL where applicable).
Analyte	The name of the particular compound or analysis performed. Some Analyses and Methods will have multiple analytes reported.
Dilution	If the sample matrix contains an interfering material, or if concentrations of analytes in the sample are higher than the highest limit of concentration that the laboratory can accurately report, the sample may be diluted for analysis. If a value different than 1 is used in this field, the result reported has already been corrected for this factor.
Limits	These are the target % recovery ranges or % difference value that the laboratory has historically determined as normal for the method and analyte being reported. Successful QC Sample analysis will target all analytes recovered or duplicated within these ranges.
Qualifier	This column provides a letter and/or number designation that corresponds to additional information concerning the result reported. If a Qualifier is present, a definition per Qualifier is provided within the Glossary and Definitions page and potentially a discussion of possible implications of the Qualifier in the Case Narrative if applicable.
Result	The actual analytical final result (corrected for any sample specific characteristics) reported for your sample. If there was no measurable result returned for a specific analyte, the result in this column may state "ND" (Not Detected) or "BDL" (Below Detectable Levels). The information in the results column should always be accompanied by either an MDL (Method Detection Limit) or RDL (Reporting Detection Limit) that defines the lowest value that the laboratory could detect or report for this analyte.
Case Narrative (Cn)	A brief discussion about the included sample results, including a discussion of any non-conformances to protocol observed either at sample receipt by the laboratory from the field or during the analytical process. If present, there will be a section in the Case Narrative to discuss the meaning of any data qualifiers used in the report.
Quality Control Summary (Qc)	This section of the report includes the results of the laboratory quality control analyses required by procedure or analytical methods to assist in evaluating the validity of the results reported for your samples. These analyses are not being performed on your samples typically, but on laboratory generated material.
Sample Chain of Custody (Sc)	This is the document created in the field when your samples were initially collected. This is used to verify the time and date of collection, the person collecting the samples, and the analyses that the laboratory is requested to perform. This chain of custody also documents all persons (excluding commercial shippers) that have had control or possession of the samples from the time of collection until delivery to the laboratory for analysis.
Sample Results (Sr)	This section of your report will provide the results of all testing performed on your samples. These results are provided by sample ID and are separated by the analyses performed on each sample. The header line of each analysis section for each sample will provide the name and method number for the analysis reported.
Sample Summary (Ss)	This section of the Analytical Report defines the specific analyses performed for each sample ID, including the dates and times of preparation and/or analysis.

- 1 Cp
- 2 Tc
- 3 Ss
- 4 Cn
- 5 Sr
- 6 Qc
- 7 Gl
- 8 Al
- 9 Sc

Qualifier	Description
J	The identification of the analyte is acceptable; the reported value is an estimate.
J1	Surrogate recovery limits have been exceeded; values are outside upper control limits.
J2	Surrogate recovery limits have been exceeded; values are outside lower control limits.
J7	Surrogate recovery cannot be used for control limit evaluation due to dilution.



ESC Lab Sciences is the only environmental laboratory accredited/certified to support your work nationwide from one location. One phone call, one point of contact, one laboratory. No other lab is as accessible or prepared to handle your needs throughout the country. Our capacity and capability from our single location laboratory is comparable to the collective totals of the network laboratories in our industry. The most significant benefit to our one location design is the design of our laboratory campus. The model is conducive to accelerated productivity, decreasing turn-around time, and preventing cross contamination, thus protecting sample integrity. Our focus on premium quality and prompt service allows us to be YOUR LAB OF CHOICE.

* Not all certifications held by the laboratory are applicable to the results reported in the attached report.
 * Accreditation is only applicable to the test methods specified on each scope of accreditation held by ESC Lab Sciences.

State Accreditations

Alabama	40660	Nebraska	NE-OS-15-05
Alaska	17-026	Nevada	TN-03-2002-34
Arizona	AZ0612	New Hampshire	2975
Arkansas	88-0469	New Jersey-NELAP	TN002
California	2932	New Mexico ¹	n/a
Colorado	TN00003	New York	11742
Connecticut	PH-0197	North Carolina	Env375
Florida	E87487	North Carolina ¹	DW21704
Georgia	NELAP	North Carolina ³	41
Georgia ¹	923	North Dakota	R-140
Idaho	TN00003	Ohio-VAP	CL0069
Illinois	200008	Oklahoma	9915
Indiana	C-TN-01	Oregon	TN200002
Iowa	364	Pennsylvania	68-02979
Kansas	E-10277	Rhode Island	LA000356
Kentucky ^{1,6}	90010	South Carolina	84004
Kentucky ²	16	South Dakota	n/a
Louisiana	AI30792	Tennessee ^{1,4}	2006
Louisiana ¹	LA180010	Texas	T 104704245-17-14
Maine	TN0002	Texas ⁵	LAB0152
Maryland	324	Utah	TN00003
Massachusetts	M-TN003	Vermont	VT2006
Michigan	9958	Virginia	460132
Minnesota	047-999-395	Washington	C847
Mississippi	TN00003	West Virginia	233
Missouri	340	Wisconsin	9980939910
Montana	CERT0086	Wyoming	A2LA

1 Cp

2 Tc

3 Ss

4 Cn

5 Sr

6 Qc

7 Gl

8 Al

9 Sc

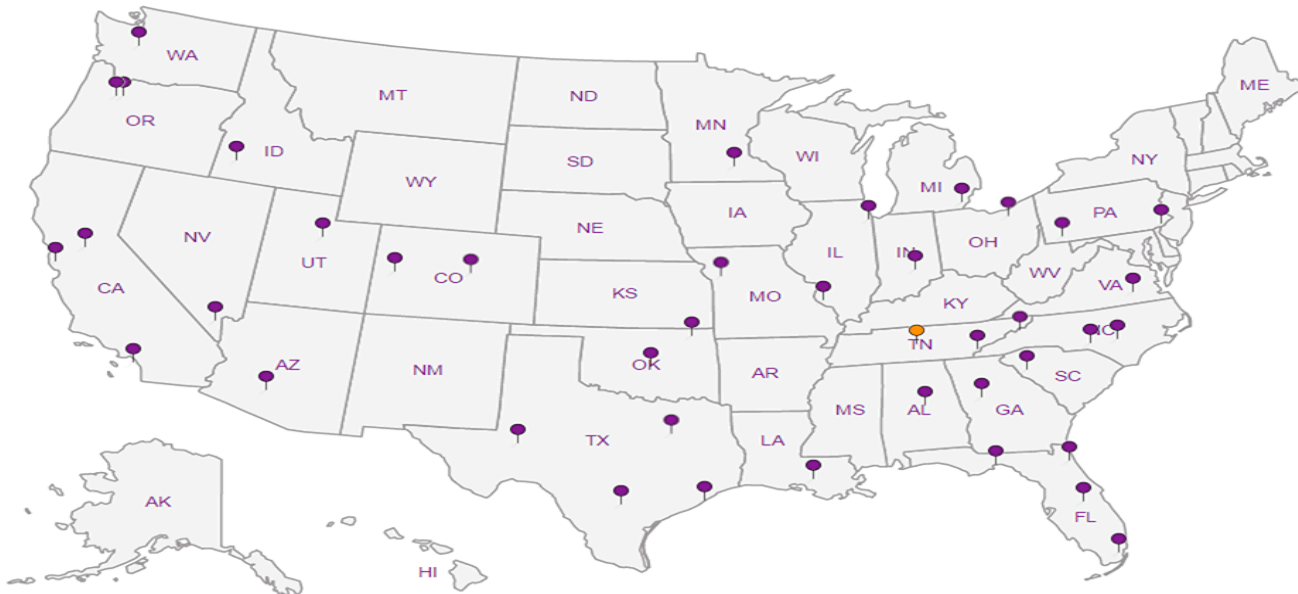
Third Party Federal Accreditations

A2LA – ISO 17025	1461.01	AIHA-LAP,LLC EMLAP	100789
A2LA – ISO 17025 ⁵	1461.02	DOD	1461.01
Canada	1461.01	USDA	P330-15-00234
EPA-Crypto	TN00003		

¹ Drinking Water ² Underground Storage Tanks ³ Aquatic Toxicity ⁴ Chemical/Microbiological ⁵ Mold ⁶ Wastewater n/a Accreditation not applicable

Our Locations

ESC Lab Sciences has sixty-four client support centers that provide sample pickup and/or the delivery of sampling supplies. If you would like assistance from one of our support offices, please contact our main office. ESC Lab Sciences performs all testing at our central laboratory.





FINAL LAB REPORT

Prepared by

SGS NORTH AMERICA

Prepared for

This report is approved by

This document is issued by the Company under its General Conditions of Service accessible at http://www.sgs.com/en/terms_and_conditions.htm. Attention is drawn to the limitation of liability, indemnification and jurisdiction issues defined therein.

SGS remains committed to serving you in the most effective manner. Should you have any questions or need additional information and technical support, please do not hesitate to contact us.

The management and staff of SGS welcomes customer feedback, both positive and negative, as we continually improve our services. Please visit our web site at www.sgs.com/ultratrace and click on the 'Email Us' link or go to our survey [here](#). Thank you for choosing SGS.

Any holder of this document is advised that it is a final submission and supersedes and voids all prior reports with the same report or identification number. The information contained hereon reflects the Company's findings at the time of its intervention only and within the limits of Client's instructions, if any. The Company's sole responsibility in conducting the work herein is to its Client and does not exonerate parties to a transaction from exercising all of their rights and obligations under such applicable transaction documents. This report may be reproduced in full only. The Company expressly disclaims any and all liability for the Client's use of or reliance upon the data contained herein. Any alteration, forgery or falsification of the content or appearance of this document which is not expressly authorized by the Company is unlawful and offenders may be prosecuted to the fullest extent of the law. Results reported relate only to the items tested.



PROJECT INFORMATION SUMMARY *(When applicable, see QC Annotations for details)*

Client Project
SGS Project #
Analytical Protocol(s)
No. Samples Submitted
Additional QC Sample(s)
No. Laboratory Method Blanks
No. OPRs / Batch CS3
Date Received
Condition Received
Temperature upon Receipt (°C)
Extraction within Holding Time
Analysis within Holding Time



QC ANNOTATIONS:

1. Please see Appendices attached for data qualifier/attribute and lab identifier descriptions which may be contained in the project.

APPENDIX A: GENERAL DATA QUALIFIERS / DATA ATTRIBUTES

B	The analyte was found in the method blank, at a concentration that was at least 10% of the concentration in the sample.
C	Two or more congeners co-elute. In EDDs, C denotes the lowest IUPAC congener in a co-elution group and additional co-eluters for the group are shown with the number of the lowest IUPAC co-eluter.
E	The reported concentration exceeds the calibration range (upper point of the calibration curve) and is an estimated value.
EMPC	Represents an Estimated Maximum Possible Concentration. EMPCs arise in cases where the signal/noise ratio is not sufficient for peak identification (the determined ion-abundance ratio is outside the allowed theoretical range), or where there is a co-eluting interference.
H/h	If the standard recovery is below the method or SOP specified value "H" is assigned. If the obtained value is less than half the specified value "h" is assigned.
J	Indicates that an analyte has a concentration below the reporting limit (lowest point of the calibration curve) and is an estimated value.
ND	Indicates a non-detect.
NR or R	Indicates a value that is not reportable.
PR	Due to interference, the associated congener is poorly resolved.
QI	Indicates the presence of a quantitative interference.
SI	Denotes "Single Ion Mode" and is utilized for PCBs where the secondary ion trace has a significantly elevated noise level due to background PFK. Responses for such peaks are calculated using an EMPC approach based solely on the primary ion area(s) and may be considered estimates.
U	The analyte was not detected. The estimated detection limit (EDL) may be reported for this analyte.
V	The labeled standard recovery was found to be outside of the method control limits.



APPENDIX B: DRBC/TMDL SPECIFIC DATA QUALIFIERS / DATA ATTRIBUTES

J	The reported result is an estimate. The value is less than the minimum calibration level but greater than the estimated detection limit (EDL).
U	The analyte was not detected in the sample at the estimated detection limit (EDL).
E	The reported concentration is an estimate. The value exceeds the upper calibration range (upper point of the calibration curve).
D	Dilution Data. Result was obtained from the analysis of a dilution.
B	Analyte found in the sample and associated method blank.
C	Co-eluting congener
Cxx	Co-elutes with the indicated congener, data is reported under the lowest IUPAC congener. 'Xx' denotes the IUPAC number with the lowest numerical designated congener.
NR	Analyte is not reportable because of problems in sample preparation or analysis.
V	Labeled standard recovery is not within method control limits.
X	Results from re-injection/repeat/second-column analysis.
EMPC	Estimated maximum possible concentration. Indicates that a peak is identified but did not meet the method specified ion-abundance ratio.

APPENDIX C: LAB IDENTIFIERS

AR	Indicates use of the archived portion of the sample extract.
CU	Indicates a sample that required additional clean-up prior to MS injection/processing.
D	Indicates a dilution of the sample extract. The number that follows the "D" indicates the dilution factor.
DE	Indicates a dilution performed with the addition of ES (extraction standard) solution.
DUP	Designation for a duplicate sample.
MS	Designation for a matrix spike.
MSD	Designation for a matrix spike duplicate.
RJ	Indicates a reinjection of the sample extract.
S	Indicates a sample split. The number that follows the "S" indicates the split factor.



SGS CERTIFICATIONS

Arkansas	88-0682
California (ELAP)	ELAP Cert #2914
CLIA	34D1013708
Connecticut	PH-0258
USDA Soil Permit	P330-17-00055
American Association for Laboratory Accreditation (A2LA)	2726.01 (ISO 17025:2005, 2009 TNI, DoD ELAP QSM 5.0)
Florida DOH	E87634
Louisiana DEQ	4115
Louisiana DOH	LA180027
Maine	2016028
Massachusetts	M-NC919
Minnesota (Primary NELAP For Method 23)	1179213
Mississippi	Reciprocity
Nebraska	NE-OS-33-17
New Hampshire	208317 & 208517
New Jersey	NC100
New York	11685
North Carolina DEQ	481
North Dakota	R-197
Oregon	NC200002
Pennsylvania	68-03675
South Carolina	99029002
Texas	T104704260
US Coast Guard	16714/159.317/SGS
Virginia	9502
Washington	C913
West Virginia	293

Rev. 13-Mar-2018

Sample ID: MW-6-0718

Method 1613B

Client Data		Sample Data		Laboratory Data			
Name:	SLR International Corp	Matrix:	Aqueous	Lab Project ID:	B2441	Date Received:	13-Jul-2018
Project ID:	Nord Door	Weight/Volume:	0.95 L	Lab Sample ID:	B2441_16024_DF_001	Date Extracted:	17-Jul-2018
Date Collected:	10-Jul-2018	pH:	7	QC Batch No:	16024	Date Analyzed:	25-Jul-2018
		Split:	-	Dilution:	-	Time Analyzed:	23:44:57
Analyte	Conc. (pg/L)	DL (pg/L)	EMPC (pg/L)	Qualifiers	Standard	ES Recoveries	Qualifiers
2378-TCDD	ND	2.1			ES 2378-TCDD	96.8	
12378-PeCDD	ND	2.46			ES 12378-PeCDD	94.5	
123478-HxCDD	ND	1.99			ES 123478-HxCDD	84.1	
123678-HxCDD	ND	2.17			ES 123678-HxCDD	77.4	
123789-HxCDD	ND	2.04			ES 123789-HxCDD	80.8	
1234678-HpCDD	ND	1.16			ES 1234678-HpCDD	99.3	
OCDD	EMPC		9.3	J	ES OCDD	98.9	
2378-TCDF	ND	2.16			ES 2378-TCDF	92.8	
12378-PeCDF	ND	1.4			ES 12378-PeCDF	82.2	
23478-PeCDF	ND	1.28			ES 23478-PeCDF	90.1	
123478-HxCDF	ND	1.5			ES 123478-HxCDF	80	
123678-HxCDF	ND	1.51			ES 123678-HxCDF	72.2	
234678-HxCDF	ND	1.5			ES 234678-HxCDF	80.7	
123789-HxCDF	ND	1.69			ES 123789-HxCDF	86.7	
1234678-HpCDF	ND	1.07			ES 1234678-HpCDF	90.7	
1234789-HpCDF	ND	1.03			ES 1234789-HpCDF	103	
OCDF	ND	2.88			ES OCDF	108	
Totals					Standard	CS Recoveries	
Total TCDD	ND	2.1	ND		CS 37Cl-2378-TCDD	104	
Total PeCDD	ND	2.46	ND		CS 12347-PeCDD	109	
Total HxCDD	ND	2.06	ND		CS 12346-PeCDF	106	
Total HpCDD	ND	1.16	ND		CS 123469-HxCDF	93.1	
					CS 1234689-HpCDF	111	
Total TCDF	ND	2.16	ND				
Total PeCDF	ND	1.34	ND				
Total HxCDF	ND	1.55	ND				
Total HpCDF	ND	1.05	ND				
Total PCDD/Fs	ND		9.3				
ITEF TEQs							
TEQ: ND=0	0		0.0093				
TEQ: ND=DL/2	2.77	2.77	2.77				
TEQ: ND=DL	5.53	5.53	5.54				



5500 Business Drive
 Wilmington, NC 28405, USA
 www.us.sgs.com
 Tel: +1 910 794-1613; Toll-Free 866 846-8290

Sample ID: MW-7-0718

Method 1613B

Client Data		Sample Data		Laboratory Data			
Name:	SLR International Corp	Matrix:	Aqueous	Lab Project ID:	B2441	Date Received:	13-Jul-2018
Project ID:	Nord Door	Weight/Volume:	0.93 L	Lab Sample ID:	B2441_16024_DF_002	Date Extracted:	17-Jul-2018
Date Collected:	10-Jul-2018	pH:	7	QC Batch No:	16024	Date Analyzed:	26-Jul-2018
		Split:	-	Dilution:	-	Time Analyzed:	0:31:24
Analyte	Conc. (pg/L)	DL (pg/L)	EMPC (pg/L)	Qualifiers	Standard	ES Recoveries	Qualifiers
2378-TCDD	ND	3.17			ES 2378-TCDD	92.4	
12378-PeCDD	ND	2.66			ES 12378-PeCDD	99.5	
123478-HxCDD	ND	1.49			ES 123478-HxCDD	89.3	
123678-HxCDD	ND	1.68			ES 123678-HxCDD	84	
123789-HxCDD	ND	1.56			ES 123789-HxCDD	87.7	
1234678-HpCDD	17.3			J	ES 1234678-HpCDD	106	
OCDD	149				ES OCDD	103	
2378-TCDF	ND	2.09			ES 2378-TCDF	94.3	
12378-PeCDF	ND	1.33			ES 12378-PeCDF	85.3	
23478-PeCDF	ND	1.15			ES 23478-PeCDF	94.1	
123478-HxCDF	ND	1.25			ES 123478-HxCDF	81.1	
123678-HxCDF	ND	1.38			ES 123678-HxCDF	75	
234678-HxCDF	ND	1.29			ES 234678-HxCDF	84.8	
123789-HxCDF	ND	1.51			ES 123789-HxCDF	89.8	
1234678-HpCDF	2.88			J	ES 1234678-HpCDF	93.3	
1234789-HpCDF	ND	1.01			ES 1234789-HpCDF	103	
OCDF	8.3			J	ES OCDF	115	
Totals					Standard	CS Recoveries	
Total TCDD	ND	3.17	ND		CS 37Cl-2378-TCDD	108	
Total PeCDD	ND	2.66	ND		CS 12347-PeCDD	116	
Total HxCDD	ND	1.57	ND		CS 12346-PeCDF	109	
Total HpCDD	17.3		25.4		CS 123469-HxCDF	99.7	
					CS 1234689-HpCDF	119	
Total TCDF	ND	2.09	ND				
Total PeCDF	ND	1.24	ND				
Total HxCDF	ND	1.35	ND				
Total HpCDF	6.63		6.63				
Total PCDD/Fs	181		190				
ITEF TEQs							
TEQ: ND=0	0.36		0.36				
TEQ: ND=DL/2	3.55	3.2	3.55				
TEQ: ND=DL	6.74	6.4	6.74				



5500 Business Drive
 Wilmington, NC 28405, USA
 www.us.sgs.com

Tel: +1 910 794-1613; Toll-Free 866 846-8290

Sample ID: MW-8A-0718

Method 1613B

Client Data		Sample Data		Laboratory Data			
Name:	SLR International Corp	Matrix:	Aqueous	Lab Project ID:	B2441	Date Received:	13-Jul-2018
Project ID:	Nord Door	Weight/Volume:	0.96 L	Lab Sample ID:	B2441_16024_DF_003	Date Extracted:	17-Jul-2018
Date Collected:	09-Jul-2018	pH:	8	QC Batch No:	16024	Date Analyzed:	26-Jul-2018
		Split:	-	Dilution:	-	Time Analyzed:	1:20:42
Analyte	Conc. (pg/L)	DL (pg/L)	EMPC (pg/L)	Qualifiers	Standard	ES Recoveries	Qualifiers
2378-TCDD	ND	3.86			ES 2378-TCDD	65.2	
12378-PeCDD	ND	4.45			ES 12378-PeCDD	63.5	
123478-HxCDD	ND	2.54			ES 123478-HxCDD	45.9	
123678-HxCDD	ND	2.36			ES 123678-HxCDD	46.2	
123789-HxCDD	ND	2.8			ES 123789-HxCDD	42.6	
1234678-HpCDD	ND	2.47			ES 1234678-HpCDD	51.3	
OCDD	EMPC		36.2	J	ES OCDD	44.8	
2378-TCDF	ND	3.35			ES 2378-TCDF	60.9	
12378-PeCDF	ND	2.15			ES 12378-PeCDF	58.1	
23478-PeCDF	ND	2.13			ES 23478-PeCDF	60.5	
123478-HxCDF	ND	1.6			ES 123478-HxCDF	44.8	
123678-HxCDF	ND	1.61			ES 123678-HxCDF	39.9	
234678-HxCDF	ND	1.89			ES 234678-HxCDF	39.2	
123789-HxCDF	ND	2.13			ES 123789-HxCDF	43.8	
1234678-HpCDF	ND	1.12			ES 1234678-HpCDF	47.3	
1234789-HpCDF	ND	1.2			ES 1234789-HpCDF	49.1	
OCDF	ND	6.29			ES OCDF	49.4	
Totals					Standard	CS Recoveries	
Total TCDD	ND	3.86	ND		CS 37Cl-2378-TCDD	111	
Total PeCDD	ND	4.45	ND		CS 12347-PeCDD	125	
Total HxCDD	ND	2.56	ND		CS 12346-PeCDF	119	
Total HpCDD	ND	2.47	ND		CS 123469-HxCDF	92.2	
					CS 1234689-HpCDF	109	
Total TCDF	ND	3.35	ND				
Total PeCDF	ND	2.14	ND				
Total HxCDF	ND	1.79	ND				
Total HpCDF	ND	1.16	ND				
Total PCDD/Fs	ND		36.2				
ITEF TEQs							
TEQ: ND=0	0		0.0362				
TEQ: ND=DL/2	4.57	4.57	4.61				
TEQ: ND=DL	9.14	9.14	9.18				



5500 Business Drive
Wilmington, NC 28405, USA
www.us.sgs.com
Tel: +1 910 794-1613; Toll-Free 866 846-8290

Sample ID: MW-9A-0718

Method 1613B

Client Data		Sample Data		Laboratory Data			
Name:	SLR International Corp	Matrix:	Aqueous	Lab Project ID:	B2441	Date Received:	13-Jul-2018
Project ID:	Nord Door	Weight/Volume:	0.93 L	Lab Sample ID:	B2441_16024_DF_004	Date Extracted:	17-Jul-2018
Date Collected:	10-Jul-2018	pH:	7	QC Batch No:	16024	Date Analyzed:	26-Jul-2018
		Split:	-	Dilution:	-	Time Analyzed:	2:10:00
Analyte	Conc. (pg/L)	DL (pg/L)	EMPC (pg/L)	Qualifiers	Standard	ES Recoveries	Qualifiers
2378-TCDD	ND	1.99			ES 2378-TCDD	95.5	
12378-PeCDD	ND	1.41			ES 12378-PeCDD	100	
123478-HxCDD	ND	1.33			ES 123478-HxCDD	86.3	
123678-HxCDD	ND	1.44			ES 123678-HxCDD	82.9	
123789-HxCDD	ND	1.37			ES 123789-HxCDD	84.3	
1234678-HpCDD	2.3			J	ES 1234678-HpCDD	103	
OCDD	ND	2.39			ES OCDD	109	
2378-TCDF	ND	1.16			ES 2378-TCDF	99.1	
12378-PeCDF	ND	0.919			ES 12378-PeCDF	83.6	
23478-PeCDF	ND	0.842			ES 23478-PeCDF	95.1	
123478-HxCDF	ND	0.785			ES 123478-HxCDF	80.9	
123678-HxCDF	ND	0.753			ES 123678-HxCDF	74.9	
234678-HxCDF	ND	0.813			ES 234678-HxCDF	83.3	
123789-HxCDF	ND	0.975			ES 123789-HxCDF	87.1	
1234678-HpCDF	ND	0.764			ES 1234678-HpCDF	93.6	
1234789-HpCDF	ND	0.888			ES 1234789-HpCDF	102	
OCDF	ND	2.04			ES OCDF	116	
Totals					Standard	CS Recoveries	
Total TCDD	ND	1.99	ND		CS 37Cl-2378-TCDD	106	
Total PeCDD	ND	1.41	ND		CS 12347-PeCDD	111	
Total HxCDD	ND	1.38	ND		CS 12346-PeCDF	107	
Total HpCDD	2.3		2.3		CS 123469-HxCDF	94	
					CS 1234689-HpCDF	116	
Total TCDF	ND	1.16	ND				
Total PeCDF	ND	0.88	ND				
Total HxCDF	ND	0.827	ND				
Total HpCDF	ND	0.824	ND				
Total PCDD/Fs	2.3		2.3				
ITEF TEQs							
TEQ: ND=0	0.023		0.023				
TEQ: ND=DL/2	2.05	2.03	2.05				
TEQ: ND=DL	4.07	4.06	4.07				



5500 Business Drive
Wilmington, NC 28405, USA
www.us.sgs.com

Tel: +1 910 794-1613; Toll-Free 866 846-8290

Sample ID: Method Blank B2441_16024

Method 1613B

Client Data		Sample Data		Laboratory Data			
Name:	SLR International Corp	Matrix:	Aqueous	Lab Project ID:	B2441	Date Received:	n/a
Project ID:	Nord Door	Weight/Volume:	1.00 L	Lab Sample ID	MB1_16024_DF_TLX	Date Extracted:	17-Jul-2018
Date Collected:	n/a	pH:	n/a	QC Batch No:	16024	Date Analyzed:	25-Jul-2018
		Split:	-	Dilution:	-	Time Analyzed:	21:08:59
Analyte	Conc. (pg/L)	DL (pg/L)	EMPC (pg/L)	Qualifiers	Standard	ES Recoveries	Qualifiers
2378-TCDD	ND	3.32			ES 2378-TCDD	106	
12378-PeCDD	ND	2.08			ES 12378-PeCDD	101	
123478-HxCDD	ND	2.05			ES 123478-HxCDD	84.4	
123678-HxCDD	ND	2			ES 123678-HxCDD	85.5	
123789-HxCDD	ND	2.03			ES 123789-HxCDD	87	
1234678-HpCDD	ND	1.87			ES 1234678-HpCDD	100	
OCDD	ND	3.85			ES OCDD	100	
2378-TCDF	ND	1.98			ES 2378-TCDF	95	
12378-PeCDF	ND	1.66			ES 12378-PeCDF	88	
23478-PeCDF	ND	1.49			ES 23478-PeCDF	101	
123478-HxCDF	ND	1.49			ES 123478-HxCDF	81.5	
123678-HxCDF	ND	1.46			ES 123678-HxCDF	75.2	
234678-HxCDF	ND	1.32			ES 234678-HxCDF	85.8	
123789-HxCDF	ND	1.64			ES 123789-HxCDF	88.8	
1234678-HpCDF	ND	1.05			ES 1234678-HpCDF	91	
1234789-HpCDF	ND	1.14			ES 1234789-HpCDF	96.2	
OCDF	ND	2.89			ES OCDF	112	
Totals					Standard	CS Recoveries	
Total TCDD	ND	3.32	ND		CS 37Cl-2378-TCDD	115	
Total PeCDD	ND	2.08	ND		CS 12347-PeCDD	121	
Total HxCDD	ND	2.02	ND		CS 12346-PeCDF	106	
Total HpCDD	ND	1.87	ND		CS 123469-HxCDF	93.1	
					CS 1234689-HpCDF	110	
Total TCDF	ND	1.98	ND				
Total PeCDF	ND	1.57	ND				
Total HxCDF	ND	1.47	ND				
Total HpCDF	ND	1.09	ND				
Total PCDD/Fs	ND		ND				
ITEF TEQs							
TEQ: ND=0	0		0				
TEQ: ND=DL/2	3.31	3.31	3.31				
TEQ: ND=DL	6.63	6.63	6.63				



5500 Business Drive
 Wilmington, NC 28405, USA
 www.us.sgs.com

Tel: +1 910 794-1613; Toll-Free 866 846-8290

METHOD 1613B

PCDD/F ONGOING PRECISION AND RECOVERY (OPR)

FORM 8A

Lab Name: SGS North America
 Initial Calibration: ICAL: HRMS2_DF_09062018_22NOV2017
 Instrument ID: HRMS2 GC Column ID: ZB-5ms
 VER Data Filename: 180725B05 Analysis Date: 25-JUL-2018 22:47:32
 Lab ID: OPR1_16024_DF

NATIVE ANALYTES	SPIKE CONC.	CONC. FOUND	RANGE (ng/mL)			OK
2,3,7,8-TCDD	10	10.6	6.7	-	15.8	Y
1,2,3,7,8-PeCDD	50	54.4	35	-	71	Y
1,2,3,4,7,8-HxCDD	50	58.1	35	-	82	Y
1,2,3,6,7,8-HxCDD	50	56.9	38	-	67	Y
1,2,3,7,8,9-HxCDD	50	56.9	32	-	81	Y
1,2,3,4,6,7,8-HpCDD	50	56.5	35	-	70	Y
OCDD	100	117	78	-	144	Y
2,3,7,8-TCDF	10	11.4	7.5	-	15.8	Y
1,2,3,7,8-PeCDF	50	55.4	40	-	67	Y
2,3,4,7,8-PeCDF	50	57	34	-	80	Y
1,2,3,4,7,8-HxCDF	50	54.9	36	-	67	Y
1,2,3,6,7,8-HxCDF	50	54.9	42	-	65	Y
2,3,4,6,7,8-HxCDF	50	55	35	-	78	Y
1,2,3,7,8,9-HxCDF	50	53.1	39	-	65	Y
1,2,3,4,6,7,8-HpCDF	50	56.3	41	-	61	Y
1,2,3,4,7,8,9-HpCDF	50	54.5	39	-	69	Y
OCDF	100	109	63	-	170	Y

Contract-required concentration limits for OPR as specified in Table 6,
 Method 1613. 10/94

Processed: 26 Jul 2018 17:13 Analyst: FS

METHOD 1613B**PCDD/F ONGOING PRECISION AND RECOVERY (OPR)****FORM 8B**

Lab Name: SGS North America
 Initial Calibration: ICAL: HRMS2_DF_09062018_22NOV2017
 Instrument ID: HRMS2 GC Column ID: ZB-5ms
 VER Data Filename: 180725B05 Analysis Date: 25-JUL-2018 22:47:32
 Lab ID: OPR1_16024_DF

LABELED ANALYTES	SPIKE CONC.	CONC. FOUND	RANGE (ng/mL)			OK
13C-2,3,7,8-TCDD	100	98.6	20	-	175	Y
13C-1,2,3,7,8-PeCDD	100	96.4	21	-	227	Y
13C-1,2,3,4,7,8-HxCDD	100	86	21	-	193	Y
13C-1,2,3,6,7,8-HxCDD	100	83.7	25	-	163	Y
13C-1,2,3,7,8,9-HxCDD	100	82.7	26	-	166	Y
13C-1,2,3,4,6,7,8-HpCDD	100	99.3	26	-	166	Y
13C-OCDD	200	222	26	-	397	Y
13C-2,3,7,8-TCDF	100	93.8	22	-	152	Y
13C-1,2,3,7,8-PeCDF	100	84.6	21	-	192	Y
13C-2,3,4,7,8-PeCDF	100	92.9	13	-	328	Y
13C-1,2,3,4,7,8-HxCDF	100	78.7	19	-	202	Y
13C-1,2,3,6,7,8-HxCDF	100	74.4	21	-	159	Y
13C-2,3,4,6,7,8-HxCDF	100	82.6	22	-	176	Y
13C-1,2,3,7,8,9-HxCDF	100	87.6	17	-	205	Y
13C-1,2,3,4,6,7,8-HpCDF	100	91.5	21	-	158	Y
13C-1,2,3,4,7,8,9-HpCDF	100	99.2	20	-	186	Y
13C-OCDF	200	235	26	-	397	Y
CLEANUP STANDARD						
37Cl-2,3,7,8-TCDD	40	44.3	12.4	-	76.4	Y

Contract-required concentration limits for OPR as specified in Table 6,
 Method 1613. 10/94

Processed: 26 Jul 2018 17:13 Analyst: FS



Sample Receipt Notification

5500 Business Drive
 Wilmington, NC 28405 USA
 Tel: 910 794-1613
 Toll Free: 866 846-8290
 Fax: 910 794-3919

Project Manager:	Amy Boehm
Receipt Date & Time:	13-Jul-18 at 10:17
AP Project name:	B2441
Requested TAT:	14 days
Projected due date:	27-Jul-18
Matrix:	Water
Phone#:	910-794-1613
Email Address:	Amy.Boehm@sgs.com

Company Contact:	Chris Kramer
Company:	SLR International Corp
Project Name & Site:	Nord Door
Project PO#:	108.00228.00048
QAAP/Contract #:	n/a
Requested Analysis:	Method 1613B
Phone#:	503-723-4423
Email Address:	ckramer@slrconsulting.com

Client Smp ID	AP Smp ID	Sample Condition & Notes	Quantity	Size	Sampling Date	Sampling Time	Received Temp	Container #	Shipping #
MW-6-0718	B2441_001	water	2	1L amber	10-Jul-18	10:14	3.6	1	7818 1532 7160
MW-7-0718	B2441_002	water	2	1L amber	10-Jul-18	09:32	3.6	1	7818 1532 7160
MW-8A-0718	B2441_003	water	2	1L amber	09-Jul-18	13:10	3.6	1	7818 1532 7160
MW-9A-0718	B2441_004	water	2	1L amber	10-Jul-18	08:43	3.6	1	7818 1532 7160


Preservation Type:	Sample Seals:	No
Notes/Comments:		Any un-extracted sample will be stored for 90 days from reporting date. Additional storage fees may apply for any samples stored longer than 90 days.
Samples received intact		

July 27, 2018

SLR International Corp. - West Linn, OR

Sample Delivery Group: L1009063
Samples Received: 07/13/2018
Project Number: 108.00228.00048
Description: Nord Door Project - Everett, WA
Site: EVERETT, WA
Report To: Chris Kramer
1800 Blankenship Road, Suite 440
West Linn, OR 97068










Entire Report Reviewed By:



Chris Ward
Project Manager

Results relate only to the items tested or calibrated and are reported as rounded values. This test report shall not be reproduced, except in full, without written approval of the laboratory. Where applicable, sampling conducted by Pace National is performed per guidance provided in laboratory standard operating procedures: 060302, 060303, and 060304.



Cp: Cover Page	1	
Tc: Table of Contents	2	
Ss: Sample Summary	3	
Cn: Case Narrative	5	
Sr: Sample Results	6	
MW-1-0718 L1009063-01	6	
MW-3-0718 L1009063-02	7	
MW-4-0718 L1009063-03	8	
MW-5-0718 L1009063-04	9	
MW-6-0718 L1009063-05	10	
MW-7-0718 L1009063-06	11	
MW-8A-0718 L1009063-07	12	
MW-8B-0718 L1009063-08	13	
MW-9A-0718 L1009063-09	14	
MW-9B-0718 L1009063-10	15	
MW-10A-0718 L1009063-11	16	
MW-10B-0718 L1009063-12	17	
Qc: Quality Control Summary	18	
Volatile Organic Compounds (GC/MS) by Method 8260C	18	
Semi-Volatile Organic Compounds (GC) by Method NWTPHDX-NO SGT	21	
Semi Volatile Organic Compounds (GC/MS) by Method 8270D-SIM	22	
Gl: Glossary of Terms	23	
Al: Accreditations & Locations	24	
Sc: Sample Chain of Custody	25	

SAMPLE SUMMARY



MW-1-0718 L1009063-01 GW

Method	Batch	Dilution	Preparation date/time	Analysis date/time	Analyst
Semi-Volatile Organic Compounds (GC) by Method NWTPHDX-NO SGT	WG1138335	1	07/15/18 21:12	07/17/18 15:19	SHG

Collected by Steven L. Collected date/time 07/10/18 10:54 Received date/time 07/13/18 08:45

1 Cp

2 Tc

MW-3-0718 L1009063-02 GW

Method	Batch	Dilution	Preparation date/time	Analysis date/time	Analyst
Semi-Volatile Organic Compounds (GC) by Method NWTPHDX-NO SGT	WG1138335	1	07/15/18 21:12	07/16/18 18:12	SHG

Collected by Steven L. Collected date/time 07/09/18 16:38 Received date/time 07/13/18 08:45

3 Ss

4 Cn

5 Sr

MW-4-0718 L1009063-03 GW

Method	Batch	Dilution	Preparation date/time	Analysis date/time	Analyst
Semi-Volatile Organic Compounds (GC) by Method NWTPHDX-NO SGT	WG1138335	1	07/15/18 21:12	07/16/18 18:31	SHG

Collected by Steven L. Collected date/time 07/09/18 16:05 Received date/time 07/13/18 08:45

6 Qc

7 Gl

8 Al

MW-5-0718 L1009063-04 GW

Method	Batch	Dilution	Preparation date/time	Analysis date/time	Analyst
Volatile Organic Compounds (GC/MS) by Method 8260C	WG1138174	1	07/14/18 18:58	07/14/18 18:58	DWR
Volatile Organic Compounds (GC/MS) by Method 8260C	WG1138684	10	07/16/18 21:50	07/16/18 21:50	LRL
Semi-Volatile Organic Compounds (GC) by Method NWTPHDX-NO SGT	WG1138335	1	07/15/18 21:12	07/16/18 18:50	SHG
Semi Volatile Organic Compounds (GC/MS) by Method 8270D-SIM	WG1138360	1	07/16/18 00:44	07/16/18 18:09	KM

Collected by Steven L. Collected date/time 07/09/18 15:25 Received date/time 07/13/18 08:45

9 Sc

MW-6-0718 L1009063-05 GW

Method	Batch	Dilution	Preparation date/time	Analysis date/time	Analyst
Semi-Volatile Organic Compounds (GC) by Method NWTPHDX-NO SGT	WG1138335	1	07/15/18 21:12	07/16/18 19:09	SHG
Semi Volatile Organic Compounds (GC/MS) by Method 8270D-SIM	WG1138360	1	07/16/18 00:44	07/16/18 18:31	KM

Collected by Steven L. Collected date/time 07/10/18 10:14 Received date/time 07/13/18 08:45

MW-7-0718 L1009063-06 GW

Method	Batch	Dilution	Preparation date/time	Analysis date/time	Analyst
Semi-Volatile Organic Compounds (GC) by Method NWTPHDX-NO SGT	WG1138335	1	07/15/18 21:12	07/16/18 19:28	SHG
Semi Volatile Organic Compounds (GC/MS) by Method 8270D-SIM	WG1138360	1	07/16/18 00:44	07/16/18 18:53	KM

Collected by Steven L. Collected date/time 07/10/18 09:32 Received date/time 07/13/18 08:45

MW-8A-0718 L1009063-07 GW

Method	Batch	Dilution	Preparation date/time	Analysis date/time	Analyst
Volatile Organic Compounds (GC/MS) by Method 8260C	WG1138174	1	07/14/18 19:43	07/14/18 19:43	DWR
Volatile Organic Compounds (GC/MS) by Method 8260C	WG1139036	200	07/17/18 16:21	07/17/18 16:21	DWR
Semi-Volatile Organic Compounds (GC) by Method NWTPHDX-NO SGT	WG1138335	20	07/15/18 21:12	07/17/18 15:54	SHG
Semi Volatile Organic Compounds (GC/MS) by Method 8270D-SIM	WG1138360	1	07/16/18 00:44	07/16/18 19:15	KM

Collected by Steven L. Collected date/time 07/09/18 13:10 Received date/time 07/13/18 08:45

SAMPLE SUMMARY



MW-8B-0718 L1009063-08 GW

Collected by
Steven L. Collected date/time
07/09/18 13:55 Received date/time
07/13/18 08:45

Method	Batch	Dilution	Preparation date/time	Analysis date/time	Analyst
Volatile Organic Compounds (GC/MS) by Method 8260C	WG1138174	1	07/14/18 20:02	07/14/18 20:02	DWR
Volatile Organic Compounds (GC/MS) by Method 8260C	WG1139036	200	07/17/18 16:41	07/17/18 16:41	DWR
Semi-Volatile Organic Compounds (GC) by Method NWTPHDX-NO SGT	WG1138335	100	07/15/18 21:12	07/17/18 16:11	SHG
Semi Volatile Organic Compounds (GC/MS) by Method 8270D-SIM	WG1138360	1	07/16/18 00:44	07/16/18 19:36	KM

1
Cp

2
Tc

3
Ss

4
Cn

5
Sr

6
Qc

7
Gl

8
Al

9
Sc

MW-9A-0718 L1009063-09 GW

Collected by
Steven L. Collected date/time
07/10/18 08:43 Received date/time
07/13/18 08:45

Method	Batch	Dilution	Preparation date/time	Analysis date/time	Analyst
Semi-Volatile Organic Compounds (GC) by Method NWTPHDX-NO SGT	WG1138335	1	07/15/18 21:12	07/16/18 19:47	SHG
Semi Volatile Organic Compounds (GC/MS) by Method 8270D-SIM	WG1138360	1	07/16/18 00:44	07/16/18 19:58	KM

MW-9B-0718 L1009063-10 GW

Collected by
Steven L. Collected date/time
07/10/18 08:15 Received date/time
07/13/18 08:45

Method	Batch	Dilution	Preparation date/time	Analysis date/time	Analyst
Semi-Volatile Organic Compounds (GC) by Method NWTPHDX-NO SGT	WG1138335	1	07/15/18 21:12	07/16/18 20:06	SHG
Semi Volatile Organic Compounds (GC/MS) by Method 8270D-SIM	WG1138360	1	07/16/18 00:44	07/16/18 20:20	KM

MW-10A-0718 L1009063-11 GW

Collected by
Steven L. Collected date/time
07/10/18 07:13 Received date/time
07/13/18 08:45

Method	Batch	Dilution	Preparation date/time	Analysis date/time	Analyst
Volatile Organic Compounds (GC/MS) by Method 8260C	WG1138174	1	07/14/18 20:21	07/14/18 20:21	DWR
Volatile Organic Compounds (GC/MS) by Method 8260C	WG1138684	50	07/16/18 22:48	07/16/18 22:48	LRL
Semi-Volatile Organic Compounds (GC) by Method NWTPHDX-NO SGT	WG1138335	10	07/15/18 21:12	07/17/18 15:36	SHG
Semi Volatile Organic Compounds (GC/MS) by Method 8270D-SIM	WG1138360	10	07/16/18 00:44	07/16/18 23:14	KM

MW-10B-0718 L1009063-12 GW

Collected by
Steven L. Collected date/time
07/10/18 06:43 Received date/time
07/13/18 08:45

Method	Batch	Dilution	Preparation date/time	Analysis date/time	Analyst
Volatile Organic Compounds (GC/MS) by Method 8260C	WG1138174	1	07/14/18 20:40	07/14/18 20:40	DWR
Volatile Organic Compounds (GC/MS) by Method 8260C	WG1138684	10	07/16/18 23:08	07/16/18 23:08	LRL
Semi-Volatile Organic Compounds (GC) by Method NWTPHDX-NO SGT	WG1138335	1	07/15/18 21:12	07/16/18 20:26	SHG
Semi Volatile Organic Compounds (GC/MS) by Method 8270D-SIM	WG1138360	1	07/16/18 00:44	07/16/18 20:42	KM



All sample aliquots were received at the correct temperature, in the proper containers, with the appropriate preservatives, and within method specified holding times, unless qualified or notated within the report. Where applicable, all MDL (LOD) and RDL (LOQ) values reported for environmental samples have been corrected for the dilution factor used in the analysis. All radiochemical sample results for solids are reported on a dry weight basis with the exception of tritium, carbon-14 and radon, unless wet weight was requested by the client. All Method and Batch Quality Control are within established criteria except where addressed in this case narrative, a non-conformance form or properly qualified within the sample results. By my digital signature below, I affirm to the best of my knowledge, all problems/anomalies observed by the laboratory as having the potential to affect the quality of the data have been identified by the laboratory, and no information or data have been knowingly withheld that would affect the quality of the data.

Chris Ward
Project Manager

- ¹ Cp
- ² Tc
- ³ Ss
- ⁴ Cn
- ⁵ Sr
- ⁶ Qc
- ⁷ Gl
- ⁸ Al
- ⁹ Sc



Semi-Volatile Organic Compounds (GC) by Method NWTPHDX-NO SGT

Analyte	Result ug/l	Qualifier	MDL ug/l	RDL ug/l	Dilution	Analysis date / time	Batch
Diesel Range Organics (DRO)	265		66.0	200	1	07/17/2018 15:19	WG1138335
Residual Range Organics (RRO)	369		82.5	250	1	07/17/2018 15:19	WG1138335
(S) o-Terphenyl	112			52.0-156		07/17/2018 15:19	WG1138335

1 Cp

2 Tc

3 Ss

4 Cn

5 Sr

6 Qc

7 Gl

8 Al

9 Sc



Semi-Volatile Organic Compounds (GC) by Method NWTPHDX-NO SGT

Analyte	Result ug/l	Qualifier	MDL ug/l	RDL ug/l	Dilution	Analysis date / time	Batch
Diesel Range Organics (DRO)	132	J	66.0	200	1	07/16/2018 18:12	WG1138335
Residual Range Organics (RRO)	123	J	82.5	250	1	07/16/2018 18:12	WG1138335
(S) o-Terphenyl	96.4			52.0-156		07/16/2018 18:12	WG1138335

1 Cp

2 Tc

3 Ss

4 Cn

5 Sr

6 Qc

7 Gl

8 Al

9 Sc



Semi-Volatile Organic Compounds (GC) by Method NWTPHDX-NO SGT

Analyte	Result ug/l	Qualifier	MDL ug/l	RDL ug/l	Dilution	Analysis date / time	Batch
Diesel Range Organics (DRO)	U		66.0	200	1	07/16/2018 18:31	WG1138335
Residual Range Organics (RRO)	U		82.5	250	1	07/16/2018 18:31	WG1138335
(S) o-Terphenyl	99.1			52.0-156		07/16/2018 18:31	WG1138335

- 1 Cp
- 2 Tc
- 3 Ss
- 4 Cn
- 5 Sr
- 6 Qc
- 7 Gl
- 8 Al
- 9 Sc



Volatile Organic Compounds (GC/MS) by Method 8260C

Analyte	Result	Qualifier	MDL	RDL	Dilution	Analysis	Batch
	ug/l		ug/l	ug/l		date / time	
Benzene	U		0.0896	0.500	1	07/14/2018 18:58	WG1138174
Naphthalene	312		1.74	25.0	10	07/16/2018 21:50	WG1138684
(S) Toluene-d8	99.0			80.0-120		07/14/2018 18:58	WG1138174
(S) Toluene-d8	98.8			80.0-120		07/16/2018 21:50	WG1138684
(S) Dibromofluoromethane	100			76.0-123		07/14/2018 18:58	WG1138174
(S) Dibromofluoromethane	101			76.0-123		07/16/2018 21:50	WG1138684
(S) 4-Bromofluorobenzene	91.3			80.0-120		07/14/2018 18:58	WG1138174
(S) 4-Bromofluorobenzene	92.2			80.0-120		07/16/2018 21:50	WG1138684

- 1 Cp
- 2 Tc
- 3 Ss
- 4 Cn
- 5 Sr
- 6 Qc
- 7 Gl
- 8 Al
- 9 Sc

Semi-Volatile Organic Compounds (GC) by Method NWTPHDX-NO SGT

Analyte	Result	Qualifier	MDL	RDL	Dilution	Analysis	Batch
	ug/l		ug/l	ug/l		date / time	
Diesel Range Organics (DRO)	1250		66.0	200	1	07/16/2018 18:50	WG1138335
Residual Range Organics (RRO)	222	J	82.5	250	1	07/16/2018 18:50	WG1138335
(S) o-Terphenyl	108			52.0-156		07/16/2018 18:50	WG1138335

Semi Volatile Organic Compounds (GC/MS) by Method 8270D-SIM

Analyte	Result	Qualifier	MDL	RDL	Dilution	Analysis	Batch
	ug/l		ug/l	ug/l		date / time	
Benzo(a)anthracene	0.991		0.00410	0.0500	1	07/16/2018 18:09	WG1138360
Benzo(a)pyrene	0.462		0.0116	0.0500	1	07/16/2018 18:09	WG1138360
Benzo(b)fluoranthene	0.679		0.00212	0.0500	1	07/16/2018 18:09	WG1138360
Benzo(k)fluoranthene	0.178		0.0136	0.0500	1	07/16/2018 18:09	WG1138360
Chrysene	0.569		0.0108	0.0500	1	07/16/2018 18:09	WG1138360
Dibenz(a,h)anthracene	0.0537		0.00396	0.0500	1	07/16/2018 18:09	WG1138360
Indeno(1,2,3-cd)pyrene	0.159		0.0148	0.0500	1	07/16/2018 18:09	WG1138360
(S) Nitrobenzene-d5	35.1			31.0-160		07/16/2018 18:09	WG1138360
(S) 2-Fluorobiphenyl	46.6	J2		48.0-148		07/16/2018 18:09	WG1138360
(S) p-Terphenyl-d14	44.0			37.0-146		07/16/2018 18:09	WG1138360



Semi-Volatile Organic Compounds (GC) by Method NWTPHDX-NO SGT

Analyte	Result	Qualifier	MDL	RDL	Dilution	Analysis	Batch
	ug/l		ug/l	ug/l		date / time	
Diesel Range Organics (DRO)	U		66.0	200	1	07/16/2018 19:09	WG1138335
Residual Range Organics (RRO)	U		82.5	250	1	07/16/2018 19:09	WG1138335
(S) o-Terphenyl	98.8			52.0-156		07/16/2018 19:09	WG1138335

Semi Volatile Organic Compounds (GC/MS) by Method 8270D-SIM

Analyte	Result	Qualifier	MDL	RDL	Dilution	Analysis	Batch
	ug/l		ug/l	ug/l		date / time	
Benzo(a)anthracene	0.273		0.00410	0.0500	1	07/16/2018 18:31	WG1138360
Benzo(a)pyrene	0.116		0.0116	0.0500	1	07/16/2018 18:31	WG1138360
Benzo(b)fluoranthene	0.178		0.00212	0.0500	1	07/16/2018 18:31	WG1138360
Benzo(k)fluoranthene	0.0598		0.0136	0.0500	1	07/16/2018 18:31	WG1138360
Chrysene	0.235		0.0108	0.0500	1	07/16/2018 18:31	WG1138360
Dibenz(a,h)anthracene	0.00942	J	0.00396	0.0500	1	07/16/2018 18:31	WG1138360
Indeno(1,2,3-cd)pyrene	0.0287	J	0.0148	0.0500	1	07/16/2018 18:31	WG1138360
(S) Nitrobenzene-d5	68.9			31.0-160		07/16/2018 18:31	WG1138360
(S) 2-Fluorobiphenyl	98.9			48.0-148		07/16/2018 18:31	WG1138360
(S) p-Terphenyl-d14	86.3			37.0-146		07/16/2018 18:31	WG1138360

- 1 Cp
- 2 Tc
- 3 Ss
- 4 Cn
- 5 Sr
- 6 Qc
- 7 Gl
- 8 Al
- 9 Sc



Semi-Volatile Organic Compounds (GC) by Method NWTPHDX-NO SGT

Analyte	Result	Qualifier	MDL	RDL	Dilution	Analysis	Batch
	ug/l		ug/l	ug/l		date / time	
Diesel Range Organics (DRO)	U		66.0	200	1	07/16/2018 19:28	WG1138335
Residual Range Organics (RRO)	109	J	82.5	250	1	07/16/2018 19:28	WG1138335
(S) o-Terphenyl	97.7			52.0-156		07/16/2018 19:28	WG1138335

- 1 Cp
- 2 Tc
- 3 Ss
- 4 Cn
- 5 Sr
- 6 Qc
- 7 Gl
- 8 Al
- 9 Sc

Semi Volatile Organic Compounds (GC/MS) by Method 8270D-SIM

Analyte	Result	Qualifier	MDL	RDL	Dilution	Analysis	Batch
	ug/l		ug/l	ug/l		date / time	
Benzo(a)anthracene	0.0469	J	0.00410	0.0500	1	07/16/2018 18:53	WG1138360
Benzo(a)pyrene	0.0215	J	0.0116	0.0500	1	07/16/2018 18:53	WG1138360
Benzo(b)fluoranthene	0.0292	J	0.00212	0.0500	1	07/16/2018 18:53	WG1138360
Benzo(k)fluoranthene	U		0.0136	0.0500	1	07/16/2018 18:53	WG1138360
Chrysene	0.0515		0.0108	0.0500	1	07/16/2018 18:53	WG1138360
Dibenz(a,h)anthracene	U		0.00396	0.0500	1	07/16/2018 18:53	WG1138360
Indeno(1,2,3-cd)pyrene	U		0.0148	0.0500	1	07/16/2018 18:53	WG1138360
(S) Nitrobenzene-d5	71.6			31.0-160		07/16/2018 18:53	WG1138360
(S) 2-Fluorobiphenyl	105			48.0-148		07/16/2018 18:53	WG1138360
(S) p-Terphenyl-d14	90.0			37.0-146		07/16/2018 18:53	WG1138360



Volatile Organic Compounds (GC/MS) by Method 8260C

Analyte	Result	Qualifier	MDL	RDL	Dilution	Analysis	Batch
	ug/l		ug/l	ug/l		date / time	
Benzene	37.6		0.0896	0.500	1	07/14/2018 19:43	WG1138174
Naphthalene	14000		34.8	500	200	07/17/2018 16:21	WG1139036
(S) Toluene-d8	99.6			80.0-120		07/14/2018 19:43	WG1138174
(S) Toluene-d8	105			80.0-120		07/17/2018 16:21	WG1139036
(S) Dibromofluoromethane	102			76.0-123		07/14/2018 19:43	WG1138174
(S) Dibromofluoromethane	99.9			76.0-123		07/17/2018 16:21	WG1139036
(S) 4-Bromofluorobenzene	95.0			80.0-120		07/14/2018 19:43	WG1138174
(S) 4-Bromofluorobenzene	105			80.0-120		07/17/2018 16:21	WG1139036

- 1 Cp
- 2 Tc
- 3 Ss
- 4 Cn
- 5 Sr
- 6 Qc
- 7 Gl
- 8 Al
- 9 Sc

Semi-Volatile Organic Compounds (GC) by Method NWTPHDX-NO SGT

Analyte	Result	Qualifier	MDL	RDL	Dilution	Analysis	Batch
	ug/l		ug/l	ug/l		date / time	
Diesel Range Organics (DRO)	49900		1320	4000	20	07/17/2018 15:54	WG1138335
Residual Range Organics (RRO)	5060		1650	5000	20	07/17/2018 15:54	WG1138335
(S) o-Terphenyl	193	<u>J7</u>		52.0-156		07/17/2018 15:54	WG1138335

Semi Volatile Organic Compounds (GC/MS) by Method 8270D-SIM

Analyte	Result	Qualifier	MDL	RDL	Dilution	Analysis	Batch
	ug/l		ug/l	ug/l		date / time	
Benzo(a)anthracene	10.9		0.00410	0.0500	1	07/16/2018 19:15	WG1138360
Benzo(a)pyrene	5.36		0.0116	0.0500	1	07/16/2018 19:15	WG1138360
Benzo(b)fluoranthene	7.46		0.00212	0.0500	1	07/16/2018 19:15	WG1138360
Benzo(k)fluoranthene	2.78		0.0136	0.0500	1	07/16/2018 19:15	WG1138360
Chrysene	10.0		0.0108	0.0500	1	07/16/2018 19:15	WG1138360
Dibenz(a,h)anthracene	0.852		0.00396	0.0500	1	07/16/2018 19:15	WG1138360
Indeno(1,2,3-cd)pyrene	1.94		0.0148	0.0500	1	07/16/2018 19:15	WG1138360
(S) Nitrobenzene-d5	16.9	<u>J2</u>		31.0-160		07/16/2018 19:15	WG1138360
(S) 2-Fluorobiphenyl	239	<u>J1</u>		48.0-148		07/16/2018 19:15	WG1138360
(S) p-Terphenyl-d14	56.8			37.0-146		07/16/2018 19:15	WG1138360

Sample Narrative:

L1009063-07 WG1138360: Surrogates failing due to matrix.



Volatile Organic Compounds (GC/MS) by Method 8260C

Analyte	Result	Qualifier	MDL	RDL	Dilution	Analysis	Batch
	ug/l		ug/l	ug/l		date / time	
Benzene	113		0.0896	0.500	1	07/14/2018 20:02	WG1138174
Naphthalene	14900		34.8	500	200	07/17/2018 16:41	WG1139036
(S) Toluene-d8	99.7			80.0-120		07/14/2018 20:02	WG1138174
(S) Toluene-d8	103			80.0-120		07/17/2018 16:41	WG1139036
(S) Dibromofluoromethane	102			76.0-123		07/14/2018 20:02	WG1138174
(S) Dibromofluoromethane	104			76.0-123		07/17/2018 16:41	WG1139036
(S) 4-Bromofluorobenzene	96.4			80.0-120		07/14/2018 20:02	WG1138174
(S) 4-Bromofluorobenzene	103			80.0-120		07/17/2018 16:41	WG1139036

- 1 Cp
- 2 Tc
- 3 Ss
- 4 Cn
- 5 Sr
- 6 Qc
- 7 Gl
- 8 Al
- 9 Sc

Semi-Volatile Organic Compounds (GC) by Method NWTPHDX-NO SGT

Analyte	Result	Qualifier	MDL	RDL	Dilution	Analysis	Batch
	ug/l		ug/l	ug/l		date / time	
Diesel Range Organics (DRO)	225000		6600	20000	100	07/17/2018 16:11	WG1138335
Residual Range Organics (RRO)	50000		8250	25000	100	07/17/2018 16:11	WG1138335
(S) o-Terphenyl	280	J7		52.0-156		07/17/2018 16:11	WG1138335

Semi Volatile Organic Compounds (GC/MS) by Method 8270D-SIM

Analyte	Result	Qualifier	MDL	RDL	Dilution	Analysis	Batch
	ug/l		ug/l	ug/l		date / time	
Benzo(a)anthracene	19.4		0.00410	0.0500	1	07/16/2018 19:36	WG1138360
Benzo(a)pyrene	10.1		0.0116	0.0500	1	07/16/2018 19:36	WG1138360
Benzo(b)fluoranthene	15.1		0.00212	0.0500	1	07/16/2018 19:36	WG1138360
Benzo(k)fluoranthene	3.77		0.0136	0.0500	1	07/16/2018 19:36	WG1138360
Chrysene	16.5		0.0108	0.0500	1	07/16/2018 19:36	WG1138360
Dibenz(a,h)anthracene	1.65		0.00396	0.0500	1	07/16/2018 19:36	WG1138360
Indeno(1,2,3-cd)pyrene	3.73		0.0148	0.0500	1	07/16/2018 19:36	WG1138360
(S) Nitrobenzene-d5	0.711	J2		31.0-160		07/16/2018 19:36	WG1138360
(S) 2-Fluorobiphenyl	191	J1		48.0-148		07/16/2018 19:36	WG1138360
(S) p-Terphenyl-d14	54.2			37.0-146		07/16/2018 19:36	WG1138360

Sample Narrative:

L1009063-08 WG1138360: Surrogates failing due to matrix.



Semi-Volatile Organic Compounds (GC) by Method NWTPHDX-NO SGT

Analyte	Result ug/l	Qualifier	MDL ug/l	RDL ug/l	Dilution	Analysis date / time	Batch
Diesel Range Organics (DRO)	72.1	J	66.0	200	1	07/16/2018 19:47	WG1138335
Residual Range Organics (RRO)	102	J	82.5	250	1	07/16/2018 19:47	WG1138335
(S) o-Terphenyl	104			52.0-156		07/16/2018 19:47	WG1138335

- 1 Cp
- 2 Tc
- 3 Ss
- 4 Cn
- 5 Sr
- 6 Qc
- 7 Gl
- 8 Al
- 9 Sc

Semi Volatile Organic Compounds (GC/MS) by Method 8270D-SIM

Analyte	Result ug/l	Qualifier	MDL ug/l	RDL ug/l	Dilution	Analysis date / time	Batch
Benzo(a)anthracene	0.0385	J	0.00410	0.0500	1	07/16/2018 19:58	WG1138360
Benzo(a)pyrene	U		0.0116	0.0500	1	07/16/2018 19:58	WG1138360
Benzo(b)fluoranthene	0.0153	J	0.00212	0.0500	1	07/16/2018 19:58	WG1138360
Benzo(k)fluoranthene	U		0.0136	0.0500	1	07/16/2018 19:58	WG1138360
Chrysene	0.0207	J	0.0108	0.0500	1	07/16/2018 19:58	WG1138360
Dibenz(a,h)anthracene	U		0.00396	0.0500	1	07/16/2018 19:58	WG1138360
Indeno(1,2,3-cd)pyrene	U		0.0148	0.0500	1	07/16/2018 19:58	WG1138360
(S) Nitrobenzene-d5	70.0			31.0-160		07/16/2018 19:58	WG1138360
(S) 2-Fluorobiphenyl	109			48.0-148		07/16/2018 19:58	WG1138360
(S) p-Terphenyl-d14	96.3			37.0-146		07/16/2018 19:58	WG1138360



Semi-Volatile Organic Compounds (GC) by Method NWTPHDX-NO SGT

Analyte	Result	Qualifier	MDL	RDL	Dilution	Analysis	Batch
	ug/l		ug/l	ug/l		date / time	
Diesel Range Organics (DRO)	U		66.0	200	1	07/16/2018 20:06	WG1138335
Residual Range Organics (RRO)	U		82.5	250	1	07/16/2018 20:06	WG1138335
(S) o-Terphenyl	107			52.0-156		07/16/2018 20:06	WG1138335

- 1 Cp
- 2 Tc
- 3 Ss
- 4 Cn
- 5 Sr
- 6 Qc
- 7 Gl
- 8 Al
- 9 Sc

Semi Volatile Organic Compounds (GC/MS) by Method 8270D-SIM

Analyte	Result	Qualifier	MDL	RDL	Dilution	Analysis	Batch
	ug/l		ug/l	ug/l		date / time	
Benzo(a)anthracene	0.0413	J	0.00410	0.0500	1	07/16/2018 20:20	WG1138360
Benzo(a)pyrene	U		0.0116	0.0500	1	07/16/2018 20:20	WG1138360
Benzo(b)fluoranthene	0.0190	J	0.00212	0.0500	1	07/16/2018 20:20	WG1138360
Benzo(k)fluoranthene	U		0.0136	0.0500	1	07/16/2018 20:20	WG1138360
Chrysene	0.0283	J	0.0108	0.0500	1	07/16/2018 20:20	WG1138360
Dibenz(a,h)anthracene	U		0.00396	0.0500	1	07/16/2018 20:20	WG1138360
Indeno(1,2,3-cd)pyrene	U		0.0148	0.0500	1	07/16/2018 20:20	WG1138360
(S) Nitrobenzene-d5	67.4			31.0-160		07/16/2018 20:20	WG1138360
(S) 2-Fluorobiphenyl	106			48.0-148		07/16/2018 20:20	WG1138360
(S) p-Terphenyl-d14	92.1			37.0-146		07/16/2018 20:20	WG1138360



Volatile Organic Compounds (GC/MS) by Method 8260C

Analyte	Result	Qualifier	MDL	RDL	Dilution	Analysis	Batch
	ug/l		ug/l	ug/l		date / time	
Benzene	69.1		0.0896	0.500	1	07/14/2018 20:21	WG1138174
Naphthalene	8480		8.70	125	50	07/16/2018 22:48	WG1138684
(S) Toluene-d8	96.2			80.0-120		07/14/2018 20:21	WG1138174
(S) Toluene-d8	97.4			80.0-120		07/16/2018 22:48	WG1138684
(S) Dibromofluoromethane	103			76.0-123		07/14/2018 20:21	WG1138174
(S) Dibromofluoromethane	102			76.0-123		07/16/2018 22:48	WG1138684
(S) 4-Bromofluorobenzene	94.9			80.0-120		07/14/2018 20:21	WG1138174
(S) 4-Bromofluorobenzene	91.0			80.0-120		07/16/2018 22:48	WG1138684

- 1 Cp
- 2 Tc
- 3 Ss
- 4 Cn
- 5 Sr
- 6 Qc
- 7 Gl
- 8 Al
- 9 Sc

Semi-Volatile Organic Compounds (GC) by Method NWTPHDX-NO SGT

Analyte	Result	Qualifier	MDL	RDL	Dilution	Analysis	Batch
	ug/l		ug/l	ug/l		date / time	
Diesel Range Organics (DRO)	30500		660	2000	10	07/17/2018 15:36	WG1138335
Residual Range Organics (RRO)	3510		825	2500	10	07/17/2018 15:36	WG1138335
(S) o-Terphenyl	77.4			52.0-156		07/17/2018 15:36	WG1138335

Semi Volatile Organic Compounds (GC/MS) by Method 8270D-SIM

Analyte	Result	Qualifier	MDL	RDL	Dilution	Analysis	Batch
	ug/l		ug/l	ug/l		date / time	
Benzo(a)anthracene	84.2		0.0410	0.500	10	07/16/2018 23:14	WG1138360
Benzo(a)pyrene	45.1		0.116	0.500	10	07/16/2018 23:14	WG1138360
Benzo(b)fluoranthene	58.3		0.0212	0.500	10	07/16/2018 23:14	WG1138360
Benzo(k)fluoranthene	23.8		0.136	0.500	10	07/16/2018 23:14	WG1138360
Chrysene	62.3		0.108	0.500	10	07/16/2018 23:14	WG1138360
Dibenz(a,h)anthracene	6.07		0.0396	0.500	10	07/16/2018 23:14	WG1138360
Indeno(1,2,3-cd)pyrene	16.2		0.148	0.500	10	07/16/2018 23:14	WG1138360
(S) Nitrobenzene-d5	1.66	<u>J2</u>		31.0-160		07/16/2018 23:14	WG1138360
(S) 2-Fluorobiphenyl	95.3			48.0-148		07/16/2018 23:14	WG1138360
(S) p-Terphenyl-d14	106			37.0-146		07/16/2018 23:14	WG1138360

Sample Narrative:

L1009063-11 WG1138360: Surrogates failing due to matrix.



Volatile Organic Compounds (GC/MS) by Method 8260C

Analyte	Result	Qualifier	MDL	RDL	Dilution	Analysis	Batch
	ug/l		ug/l	ug/l		date / time	
Benzene	U		0.0896	0.500	1	07/14/2018 20:40	WG1138174
Naphthalene	142		1.74	25.0	10	07/16/2018 23:08	WG1138684
(S) Toluene-d8	99.3			80.0-120		07/14/2018 20:40	WG1138174
(S) Toluene-d8	100			80.0-120		07/16/2018 23:08	WG1138684
(S) Dibromofluoromethane	101			76.0-123		07/14/2018 20:40	WG1138174
(S) Dibromofluoromethane	102			76.0-123		07/16/2018 23:08	WG1138684
(S) 4-Bromofluorobenzene	90.5			80.0-120		07/14/2018 20:40	WG1138174
(S) 4-Bromofluorobenzene	91.8			80.0-120		07/16/2018 23:08	WG1138684

- 1 Cp
- 2 Tc
- 3 Ss
- 4 Cn
- 5 Sr
- 6 Qc
- 7 Gl
- 8 Al
- 9 Sc

Semi-Volatile Organic Compounds (GC) by Method NWTPHDX-NO SGT

Analyte	Result	Qualifier	MDL	RDL	Dilution	Analysis	Batch
	ug/l		ug/l	ug/l		date / time	
Diesel Range Organics (DRO)	66.2	J	66.0	200	1	07/16/2018 20:26	WG1138335
Residual Range Organics (RRO)	U		82.5	250	1	07/16/2018 20:26	WG1138335
(S) o-Terphenyl	100			52.0-156		07/16/2018 20:26	WG1138335

Semi Volatile Organic Compounds (GC/MS) by Method 8270D-SIM

Analyte	Result	Qualifier	MDL	RDL	Dilution	Analysis	Batch
	ug/l		ug/l	ug/l		date / time	
Benzo(a)anthracene	0.292		0.00410	0.0500	1	07/16/2018 20:42	WG1138360
Benzo(a)pyrene	0.0644		0.0116	0.0500	1	07/16/2018 20:42	WG1138360
Benzo(b)fluoranthene	0.108		0.00212	0.0500	1	07/16/2018 20:42	WG1138360
Benzo(k)fluoranthene	0.0408	J	0.0136	0.0500	1	07/16/2018 20:42	WG1138360
Chrysene	0.162		0.0108	0.0500	1	07/16/2018 20:42	WG1138360
Dibenz(a,h)anthracene	U		0.00396	0.0500	1	07/16/2018 20:42	WG1138360
Indeno(1,2,3-cd)pyrene	0.0166	J	0.0148	0.0500	1	07/16/2018 20:42	WG1138360
(S) Nitrobenzene-d5	67.9			31.0-160		07/16/2018 20:42	WG1138360
(S) 2-Fluorobiphenyl	106			48.0-148		07/16/2018 20:42	WG1138360
(S) p-Terphenyl-d14	95.3			37.0-146		07/16/2018 20:42	WG1138360



Method Blank (MB)

(MB) R3325866-2 07/14/18 17:13

Analyte	MB Result ug/l	MB Qualifier	MB MDL ug/l	MB RDL ug/l
Benzene	U		0.0896	0.500
(S) Toluene-d8	98.7			80.0-120
(S) Dibromofluoromethane	101			76.0-123
(S) 4-Bromofluorobenzene	91.4			80.0-120

Laboratory Control Sample (LCS)

(LCS) R3325866-1 07/14/18 16:13

Analyte	Spike Amount ug/l	LCS Result ug/l	LCS Rec. %	Rec. Limits %	LCS Qualifier
Benzene	25.0	25.7	103	69.0-123	
(S) Toluene-d8			97.6	80.0-120	
(S) Dibromofluoromethane			104	76.0-123	
(S) 4-Bromofluorobenzene			90.8	80.0-120	

1 Cp

2 Tc

3 Ss

4 Cn

5 Sr

6 Qc

7 Gl

8 Al

9 Sc



Method Blank (MB)

(MB) R3326141-4 07/16/18 20:40

Analyte	MB Result ug/l	MB Qualifier	MB MDL ug/l	MB RDL ug/l
Naphthalene	U		0.174	2.50
(S) Toluene-d8	98.3			80.0-120
(S) Dibromofluoromethane	102			76.0-123
(S) 4-Bromofluorobenzene	92.2			80.0-120

Laboratory Control Sample (LCS) • Laboratory Control Sample Duplicate (LCSD)

(LCS) R3326141-1 07/16/18 19:23 • (LCSD) R3326141-2 07/16/18 19:42

Analyte	Spike Amount ug/l	LCS Result ug/l	LCSD Result ug/l	LCS Rec. %	LCSD Rec. %	Rec. Limits %	LCS Qualifier	LCSD Qualifier	RPD %	RPD Limits %
Naphthalene	25.0	19.4	20.7	77.8	82.9	62.0-128			6.39	20
(S) Toluene-d8				96.9	98.1	80.0-120				
(S) Dibromofluoromethane				103	102	76.0-123				
(S) 4-Bromofluorobenzene				93.0	92.2	80.0-120				

1 Cp

2 Tc

3 Ss

4 Cn

5 Sr

6 Qc

7 Gl

8 Al

9 Sc



Method Blank (MB)

(MB) R3326475-3 07/17/18 16:01

Analyte	MB Result ug/l	MB Qualifier	MB MDL ug/l	MB RDL ug/l
Naphthalene	U		0.174	2.50
(S) Toluene-d8	104			80.0-120
(S) Dibromofluoromethane	102			76.0-123
(S) 4-Bromofluorobenzene	103			80.0-120

Laboratory Control Sample (LCS) • Laboratory Control Sample Duplicate (LCSD)

(LCS) R3326475-1 07/17/18 15:02 • (LCSD) R3326475-2 07/17/18 15:22

Analyte	Spike Amount ug/l	LCS Result ug/l	LCSD Result ug/l	LCS Rec. %	LCSD Rec. %	Rec. Limits %	LCS Qualifier	LCSD Qualifier	RPD %	RPD Limits %
Naphthalene	25.0	24.2	25.9	96.9	104	62.0-128			6.74	20
(S) Toluene-d8				105	104	80.0-120				
(S) Dibromofluoromethane				99.2	99.2	76.0-123				
(S) 4-Bromofluorobenzene				102	104	80.0-120				

1 Cp

2 Tc

3 Ss

4 Cn

5 Sr

6 Qc

7 Gl

8 Al

9 Sc



Method Blank (MB)

(MB) R3325973-1 07/16/18 12:26

Analyte	MB Result ug/l	MB Qualifier	MB MDL ug/l	MB RDL ug/l
Diesel Range Organics (DRO)	U		66.7	200
Residual Range Organics (RRO)	U		83.3	250
<i>(S) o-Terphenyl</i>	96.9			52.0-156

Laboratory Control Sample (LCS) • Laboratory Control Sample Duplicate (LCSD)

(LCS) R3325973-2 07/16/18 12:45 • (LCSD) R3325973-3 07/16/18 13:04

Analyte	Spike Amount ug/l	LCS Result ug/l	LCSD Result ug/l	LCS Rec. %	LCSD Rec. %	Rec. Limits %	LCS Qualifier	LCSD Qualifier	RPD %	RPD Limits %
Diesel Range Organics (DRO)	750	714	692	95.2	92.3	50.0-150			3.17	20
Residual Range Organics (RRO)	750	764	746	102	99.5	50.0-150			2.39	20
<i>(S) o-Terphenyl</i>				112	111	52.0-156				

- 1 Cp
- 2 Tc
- 3 Ss
- 4 Cn
- 5 Sr
- 6 Qc
- 7 Gl
- 8 Al
- 9 Sc



Method Blank (MB)

(MB) R3326043-3 07/16/18 15:59

Analyte	MB Result ug/l	MB Qualifier	MB MDL ug/l	MB RDL ug/l
Benzo(a)anthracene	U		0.00410	0.0500
Benzo(a)pyrene	U		0.0116	0.0500
Benzo(b)fluoranthene	U		0.00212	0.0500
Benzo(k)fluoranthene	U		0.0136	0.0500
Chrysene	U		0.0108	0.0500
Dibenz(a,h)anthracene	U		0.00396	0.0500
Indeno(1,2,3-cd)pyrene	U		0.0148	0.0500
(S) Nitrobenzene-d5	78.5			31.0-160
(S) 2-Fluorobiphenyl	116			48.0-148
(S) p-Terphenyl-d14	102			37.0-146

Laboratory Control Sample (LCS) • Laboratory Control Sample Duplicate (LCSD)

(LCS) R3326043-1 07/16/18 15:15 • (LCSD) R3326043-2 07/16/18 15:37

Analyte	Spike Amount ug/l	LCS Result ug/l	LCSD Result ug/l	LCS Rec. %	LCSD Rec. %	Rec. Limits %	LCS Qualifier	LCSD Qualifier	RPD %	RPD Limits %
Benzo(a)anthracene	2.00	1.93	1.88	96.5	94.0	59.0-134			2.62	20
Benzo(a)pyrene	2.00	2.13	2.03	106	102	61.0-145			4.81	20
Benzo(b)fluoranthene	2.00	1.98	1.85	99.0	92.5	57.0-136			6.79	20
Benzo(k)fluoranthene	2.00	2.23	2.18	111	109	57.0-141			2.27	20
Chrysene	2.00	2.39	2.29	119	114	63.0-140			4.27	20
Dibenz(a,h)anthracene	2.00	2.18	2.14	109	107	49.0-141			1.85	20
Indeno(1,2,3-cd)pyrene	2.00	2.25	2.18	112	109	53.0-141			3.16	20
(S) Nitrobenzene-d5				78.0	69.0	31.0-160				
(S) 2-Fluorobiphenyl				111	99.5	48.0-148				
(S) p-Terphenyl-d14				99.5	87.0	37.0-146				

1 Cp

2 Tc

3 Ss

4 Cn

5 Sr

6 Qc

7 Gl

8 Al

9 Sc



Guide to Reading and Understanding Your Laboratory Report

The information below is designed to better explain the various terms used in your report of analytical results from the Laboratory. This is not intended as a comprehensive explanation, and if you have additional questions please contact your project representative.

Abbreviations and Definitions

MDL	Method Detection Limit.
RDL	Reported Detection Limit.
Rec.	Recovery.
RPD	Relative Percent Difference.
SDG	Sample Delivery Group.
(S)	Surrogate (Surrogate Standard) - Analytes added to every blank, sample, Laboratory Control Sample/Duplicate and Matrix Spike/Duplicate; used to evaluate analytical efficiency by measuring recovery. Surrogates are not expected to be detected in all environmental media.
U	Not detected at the Reporting Limit (or MDL where applicable).
Analyte	The name of the particular compound or analysis performed. Some Analyses and Methods will have multiple analytes reported.
Dilution	If the sample matrix contains an interfering material, the sample preparation volume or weight values differ from the standard, or if concentrations of analytes in the sample are higher than the highest limit of concentration that the laboratory can accurately report, the sample may be diluted for analysis. If a value different than 1 is used in this field, the result reported has already been corrected for this factor.
Limits	These are the target % recovery ranges or % difference value that the laboratory has historically determined as normal for the method and analyte being reported. Successful QC Sample analysis will target all analytes recovered or duplicated within these ranges.
Qualifier	This column provides a letter and/or number designation that corresponds to additional information concerning the result reported. If a Qualifier is present, a definition per Qualifier is provided within the Glossary and Definitions page and potentially a discussion of possible implications of the Qualifier in the Case Narrative if applicable.
Result	The actual analytical final result (corrected for any sample specific characteristics) reported for your sample. If there was no measurable result returned for a specific analyte, the result in this column may state "ND" (Not Detected) or "BDL" (Below Detectable Levels). The information in the results column should always be accompanied by either an MDL (Method Detection Limit) or RDL (Reporting Detection Limit) that defines the lowest value that the laboratory could detect or report for this analyte.
Case Narrative (Cn)	A brief discussion about the included sample results, including a discussion of any non-conformances to protocol observed either at sample receipt by the laboratory from the field or during the analytical process. If present, there will be a section in the Case Narrative to discuss the meaning of any data qualifiers used in the report.
Quality Control Summary (Qc)	This section of the report includes the results of the laboratory quality control analyses required by procedure or analytical methods to assist in evaluating the validity of the results reported for your samples. These analyses are not being performed on your samples typically, but on laboratory generated material.
Sample Chain of Custody (Sc)	This is the document created in the field when your samples were initially collected. This is used to verify the time and date of collection, the person collecting the samples, and the analyses that the laboratory is requested to perform. This chain of custody also documents all persons (excluding commercial shippers) that have had control or possession of the samples from the time of collection until delivery to the laboratory for analysis.
Sample Results (Sr)	This section of your report will provide the results of all testing performed on your samples. These results are provided by sample ID and are separated by the analyses performed on each sample. The header line of each analysis section for each sample will provide the name and method number for the analysis reported.
Sample Summary (Ss)	This section of the Analytical Report defines the specific analyses performed for each sample ID, including the dates and times of preparation and/or analysis.

Qualifier	Description
J	The identification of the analyte is acceptable; the reported value is an estimate.
J1	Surrogate recovery limits have been exceeded; values are outside upper control limits.
J2	Surrogate recovery limits have been exceeded; values are outside lower control limits.
J7	Surrogate recovery cannot be used for control limit evaluation due to dilution.

1 Cp

2 Tc

3 Ss

4 Cn

5 Sr

6 Qc

7 Gl

8 Al

9 Sc



Pace National is the only environmental laboratory accredited/certified to support your work nationwide from one location. One phone call, one point of contact, one laboratory. No other lab is as accessible or prepared to handle your needs throughout the country. Our capacity and capability from our single location laboratory is comparable to the collective totals of the network laboratories in our industry. The most significant benefit to our one location design is the design of our laboratory campus. The model is conducive to accelerated productivity, decreasing turn-around time, and preventing cross contamination, thus protecting sample integrity. Our focus on premium quality and prompt service allows us to be YOUR LAB OF CHOICE.

* Not all certifications held by the laboratory are applicable to the results reported in the attached report.
 * Accreditation is only applicable to the test methods specified on each scope of accreditation held by Pace National.

State Accreditations

Alabama	40660	Nebraska	NE-OS-15-05
Alaska	17-026	Nevada	TN-03-2002-34
Arizona	AZ0612	New Hampshire	2975
Arkansas	88-0469	New Jersey-NELAP	TN002
California	2932	New Mexico ¹	n/a
Colorado	TN00003	New York	11742
Connecticut	PH-0197	North Carolina	Env375
Florida	E87487	North Carolina ¹	DW21704
Georgia	NELAP	North Carolina ³	41
Georgia ¹	923	North Dakota	R-140
Idaho	TN00003	Ohio-VAP	CL0069
Illinois	200008	Oklahoma	9915
Indiana	C-TN-01	Oregon	TN200002
Iowa	364	Pennsylvania	68-02979
Kansas	E-10277	Rhode Island	LA000356
Kentucky ^{1,6}	90010	South Carolina	84004
Kentucky ²	16	South Dakota	n/a
Louisiana	AI30792	Tennessee ^{1,4}	2006
Louisiana ¹	LA180010	Texas	T 104704245-17-14
Maine	TN0002	Texas ⁵	LAB0152
Maryland	324	Utah	TN00003
Massachusetts	M-TN003	Vermont	VT2006
Michigan	9958	Virginia	460132
Minnesota	047-999-395	Washington	C847
Mississippi	TN00003	West Virginia	233
Missouri	340	Wisconsin	9980939910
Montana	CERT0086	Wyoming	A2LA

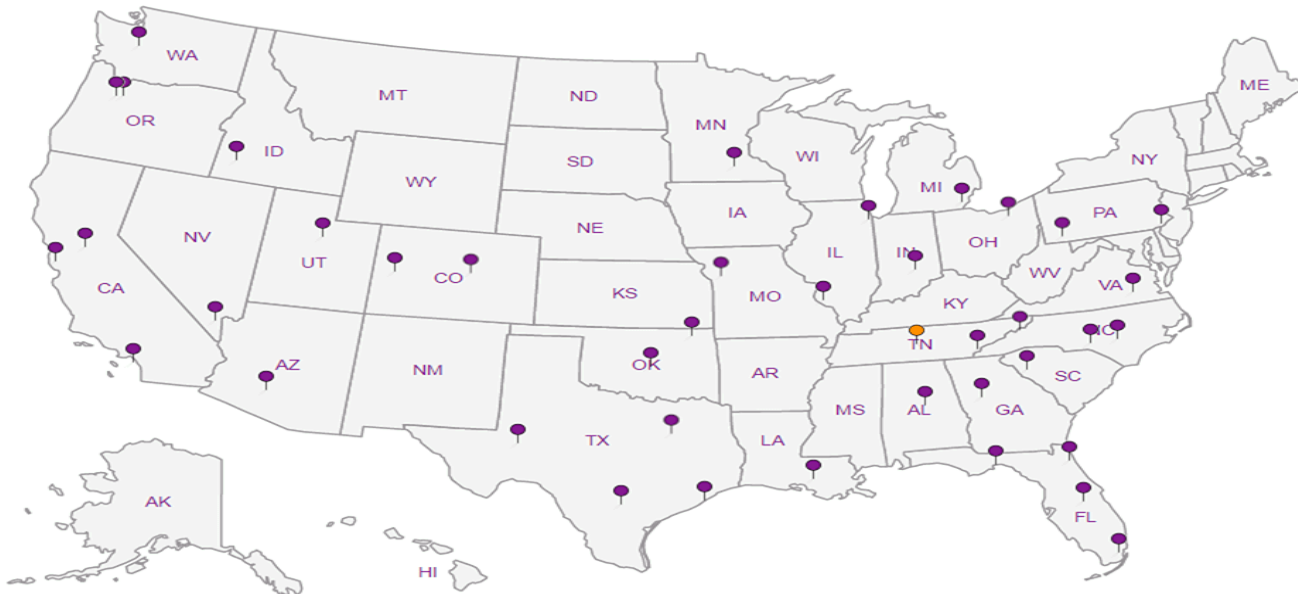
Third Party Federal Accreditations

A2LA – ISO 17025	1461.01	AIHA-LAP,LLC EMLAP	100789
A2LA – ISO 17025 ⁵	1461.02	DOD	1461.01
Canada	1461.01	USDA	P330-15-00234
EPA-Crypto	TN00003		

¹ Drinking Water ² Underground Storage Tanks ³ Aquatic Toxicity ⁴ Chemical/Microbiological ⁵ Mold ⁶ Wastewater n/a Accreditation not applicable

Our Locations

Pace National has sixty-four client support centers that provide sample pickup and/or the delivery of sampling supplies. If you would like assistance from one of our support offices, please contact our main office. Pace National performs all testing at our central laboratory.



1 Cp

2 Tc

3 Ss

4 Cn

5 Sr

6 Qc

7 Gl

8 Al


9 Sc

November 01, 2018

SLR International Corp. - West Linn, OR

Sample Delivery Group: L1037986
Samples Received: 10/25/2018
Project Number: 108.00228.00048
Description: Nord Door Project - Everett, WA
Site: EVERETT, WA
Report To: Chris Kramer
1800 Blankenship Road, Suite 440
West Linn, OR 97068










Entire Report Reviewed By:



Brian Ford
Project Manager

Results relate only to the items tested or calibrated and are reported as rounded values. This test report shall not be reproduced, except in full, without written approval of the laboratory. Where applicable, sampling conducted by Pace National is performed per guidance provided in laboratory standard operating procedures: 060302, 060303, and 060304.



Cp: Cover Page	1	
Tc: Table of Contents	2	
Ss: Sample Summary	3	
Cn: Case Narrative	4	
Sr: Sample Results	5	
MW-5-1018 L1037986-01	5	
MW-8A-1018 L1037986-02	6	
MW-8B-1018 L1037986-03	7	
MW-10A-1018 L1037986-04	8	
MW-10B-1018 L1037986-05	9	
Qc: Quality Control Summary	10	
Volatile Organic Compounds (GC/MS) by Method 8260C	10	
Semi-Volatile Organic Compounds (GC) by Method NWTPHDX-NO SGT	12	
Semi Volatile Organic Compounds (GC/MS) by Method 8270D-SIM	13	
Gl: Glossary of Terms	15	
Al: Accreditations & Locations	16	
Sc: Sample Chain of Custody	17	

SAMPLE SUMMARY



MW-5-1018 L1037986-01 GW

Collected by
Steven L. Collected date/time
10/24/18 09:56 Received date/time
10/25/18 08:45

Method	Batch	Dilution	Preparation date/time	Analysis date/time	Analyst
Semi-Volatile Organic Compounds (GC) by Method NWTPHDX-NO SGT	WG1186744	1	10/26/18 15:37	10/27/18 07:32	TH

1
Cp

2
Tc

3
Ss

4
Cn

5
Sr

6
Qc

7
Gl

8
Al

9
Sc

MW-8A-1018 L1037986-02 GW

Collected by
Steven L. Collected date/time
10/24/18 12:39 Received date/time
10/25/18 08:45

Method	Batch	Dilution	Preparation date/time	Analysis date/time	Analyst
Volatile Organic Compounds (GC/MS) by Method 8260C	WG1187369	1	10/27/18 14:17	10/27/18 14:17	DWR
Volatile Organic Compounds (GC/MS) by Method 8260C	WG1189069	200	10/31/18 15:09	10/31/18 15:09	ACG
Semi-Volatile Organic Compounds (GC) by Method NWTPHDX-NO SGT	WG1186744	10	10/26/18 15:37	10/27/18 09:30	TH
Semi-Volatile Organic Compounds (GC) by Method NWTPHDX-NO SGT	WG1186744	50	10/26/18 15:37	10/29/18 15:36	SHG
Semi Volatile Organic Compounds (GC/MS) by Method 8270D-SIM	WG1188058	40	10/29/18 17:17	10/31/18 00:23	DMG

MW-8B-1018 L1037986-03 GW

Collected by
Steven L. Collected date/time
10/24/18 11:54 Received date/time
10/25/18 08:45

Method	Batch	Dilution	Preparation date/time	Analysis date/time	Analyst
Volatile Organic Compounds (GC/MS) by Method 8260C	WG1187369	1	10/27/18 14:37	10/27/18 14:37	DWR
Volatile Organic Compounds (GC/MS) by Method 8260C	WG1189069	200	10/31/18 15:30	10/31/18 15:30	ACG
Semi-Volatile Organic Compounds (GC) by Method NWTPHDX-NO SGT	WG1186744	20	10/26/18 15:37	10/29/18 13:56	SHG
Semi-Volatile Organic Compounds (GC) by Method NWTPHDX-NO SGT	WG1186744	5	10/26/18 15:37	10/27/18 08:50	TH
Semi Volatile Organic Compounds (GC/MS) by Method 8270D-SIM	WG1188058	2	10/29/18 17:17	10/30/18 15:16	DMG

MW-10A-1018 L1037986-04 GW

Collected by
Steven L. Collected date/time
10/24/18 11:02 Received date/time
10/25/18 08:45

Method	Batch	Dilution	Preparation date/time	Analysis date/time	Analyst
Semi-Volatile Organic Compounds (GC) by Method NWTPHDX-NO SGT	WG1186744	10	10/26/18 15:37	10/27/18 23:37	SHG
Semi-Volatile Organic Compounds (GC) by Method NWTPHDX-NO SGT	WG1186744	5	10/26/18 15:37	10/27/18 09:10	TH

MW-10B-1018 L1037986-05 GW

Collected by
Steven L. Collected date/time
10/24/18 10:30 Received date/time
10/25/18 08:45

Method	Batch	Dilution	Preparation date/time	Analysis date/time	Analyst
Semi-Volatile Organic Compounds (GC) by Method NWTPHDX-NO SGT	WG1186744	1	10/26/18 15:37	10/27/18 07:51	TH



All sample aliquots were received at the correct temperature, in the proper containers, with the appropriate preservatives, and within method specified holding times, unless qualified or notated within the report. Where applicable, all MDL (LOD) and RDL (LOQ) values reported for environmental samples have been corrected for the dilution factor used in the analysis. All Method and Batch Quality Control are within established criteria except where addressed in this case narrative, a non-conformance form or properly qualified within the sample results. By my digital signature below, I affirm to the best of my knowledge, all problems/anomalies observed by the laboratory as having the potential to affect the quality of the data have been identified by the laboratory, and no information or data have been knowingly withheld that would affect the quality of the data.

Brian Ford
Project Manager

- ¹ Cp
- ² Tc
- ³ Ss
- ⁴ Cn
- ⁵ Sr
- ⁶ Qc
- ⁷ Gl
- ⁸ Al
- ⁹ Sc



Semi-Volatile Organic Compounds (GC) by Method NWTPHDX-NO SGT

Analyte	Result ug/l	Qualifier	MDL ug/l	RDL ug/l	Dilution	Analysis date / time	Batch
Diesel Range Organics (DRO)	1340		66.7	200	1	10/27/2018 07:32	WG1186744
Residual Range Organics (RRO)	149	J	83.3	250	1	10/27/2018 07:32	WG1186744
(S) o-Terphenyl	81.1			52.0-156		10/27/2018 07:32	WG1186744

1 Cp

2 Tc

3 Ss

4 Cn

5 Sr

6 Qc

7 Gl

8 Al

9 Sc



Volatile Organic Compounds (GC/MS) by Method 8260C

Analyte	Result ug/l	Qualifier	MDL ug/l	RDL ug/l	Dilution	Analysis date / time	Batch
Benzene	160		0.0896	0.500	1	10/27/2018 14:17	WG1187369
Naphthalene	14400		34.8	500	200	10/31/2018 15:09	WG1189069
(S) Toluene-d8	95.5			80.0-120		10/27/2018 14:17	WG1187369
(S) Toluene-d8	102			80.0-120		10/31/2018 15:09	WG1189069
(S) Dibromofluoromethane	102			75.0-120		10/27/2018 14:17	WG1187369
(S) Dibromofluoromethane	89.5			75.0-120		10/31/2018 15:09	WG1189069
(S) 4-Bromofluorobenzene	106			77.0-126		10/27/2018 14:17	WG1187369
(S) 4-Bromofluorobenzene	94.1			77.0-126		10/31/2018 15:09	WG1189069

- 1 Cp
- 2 Tc
- 3 Ss
- 4 Cn
- 5 Sr
- 6 Qc
- 7 Gl
- 8 Al
- 9 Sc

Semi-Volatile Organic Compounds (GC) by Method NWTPHDX-NO SGT

Analyte	Result ug/l	Qualifier	MDL ug/l	RDL ug/l	Dilution	Analysis date / time	Batch
Diesel Range Organics (DRO)	119000		3330	10000	50	10/29/2018 15:36	WG1186744
Residual Range Organics (RRO)	22800		833	2500	10	10/27/2018 09:30	WG1186744
(S) o-Terphenyl	24.9	<u>J2</u>		52.0-156		10/27/2018 09:30	WG1186744
(S) o-Terphenyl	0.000	<u>J7</u>		52.0-156		10/29/2018 15:36	WG1186744

Sample Narrative:

L1037986-02 WG1186744: Surrogate failure due to matrix interference

Semi Volatile Organic Compounds (GC/MS) by Method 8270D-SIM

Analyte	Result ug/l	Qualifier	MDL ug/l	RDL ug/l	Dilution	Analysis date / time	Batch
Benzo(a)anthracene	357		0.164	2.00	40	10/31/2018 00:23	WG1188058
Benzo(a)pyrene	160		0.464	2.00	40	10/31/2018 00:23	WG1188058
Benzo(b)fluoranthene	243		0.0848	2.00	40	10/31/2018 00:23	WG1188058
Benzo(k)fluoranthene	78.4		0.544	2.00	40	10/31/2018 00:23	WG1188058
Chrysene	199		0.432	2.00	40	10/31/2018 00:23	WG1188058
Dibenz(a,h)anthracene	23.2		0.158	2.00	40	10/31/2018 00:23	WG1188058
Indeno(1,2,3-cd)pyrene	60.9		0.592	2.00	40	10/31/2018 00:23	WG1188058
(S) Nitrobenzene-d5	42.8	<u>J7</u>		31.0-160		10/31/2018 00:23	WG1188058
(S) 2-Fluorobiphenyl	77.4	<u>J7</u>		48.0-148		10/31/2018 00:23	WG1188058
(S) p-Terphenyl-d14	121	<u>J7</u>		37.0-146		10/31/2018 00:23	WG1188058



Volatile Organic Compounds (GC/MS) by Method 8260C

Analyte	Result ug/l	Qualifier	MDL ug/l	RDL ug/l	Dilution	Analysis date / time	Batch
Benzene	109		0.0896	0.500	1	10/27/2018 14:37	WG1187369
Naphthalene	15900		34.8	500	200	10/31/2018 15:30	WG1189069
(S) Toluene-d8	95.5			80.0-120		10/27/2018 14:37	WG1187369
(S) Toluene-d8	104			80.0-120		10/31/2018 15:30	WG1189069
(S) Dibromofluoromethane	102			75.0-120		10/27/2018 14:37	WG1187369
(S) Dibromofluoromethane	88.5			75.0-120		10/31/2018 15:30	WG1189069
(S) 4-Bromofluorobenzene	108			77.0-126		10/27/2018 14:37	WG1187369
(S) 4-Bromofluorobenzene	93.6			77.0-126		10/31/2018 15:30	WG1189069

- 1 Cp
- 2 Tc
- 3 Ss
- 4 Cn
- 5 Sr
- 6 Qc
- 7 Gl
- 8 Al
- 9 Sc

Semi-Volatile Organic Compounds (GC) by Method NWTPHDX-NO SGT

Analyte	Result ug/l	Qualifier	MDL ug/l	RDL ug/l	Dilution	Analysis date / time	Batch
Diesel Range Organics (DRO)	57300		1330	4000	20	10/29/2018 13:56	WG1186744
Residual Range Organics (RRO)	2990		417	1250	5	10/27/2018 08:50	WG1186744
(S) o-Terphenyl	0.000	J7		52.0-156		10/29/2018 13:56	WG1186744
(S) o-Terphenyl	74.2			52.0-156		10/27/2018 08:50	WG1186744

Semi Volatile Organic Compounds (GC/MS) by Method 8270D-SIM

Analyte	Result ug/l	Qualifier	MDL ug/l	RDL ug/l	Dilution	Analysis date / time	Batch
Benzo(a)anthracene	61.4		0.00820	0.100	2	10/30/2018 15:16	WG1188058
Benzo(a)pyrene	27.5		0.0232	0.100	2	10/30/2018 15:16	WG1188058
Benzo(b)fluoranthene	42.6		0.00424	0.100	2	10/30/2018 15:16	WG1188058
Benzo(k)fluoranthene	11.8		0.0272	0.100	2	10/30/2018 15:16	WG1188058
Chrysene	51.7		0.0216	0.100	2	10/30/2018 15:16	WG1188058
Dibenz(a,h)anthracene	3.53		0.00792	0.100	2	10/30/2018 15:16	WG1188058
Indeno(1,2,3-cd)pyrene	9.11		0.0296	0.100	2	10/30/2018 15:16	WG1188058
(S) Nitrobenzene-d5	12.4	J2		31.0-160		10/30/2018 15:16	WG1188058
(S) 2-Fluorobiphenyl	85.8			48.0-148		10/30/2018 15:16	WG1188058
(S) p-Terphenyl-d14	122			37.0-146		10/30/2018 15:16	WG1188058

Sample Narrative:

L1037986-03 WG1188058: Low surrogate due to non-target matrix interference.



Semi-Volatile Organic Compounds (GC) by Method NWTPHDX-NO SGT

Analyte	Result ug/l	Qualifier	MDL ug/l	RDL ug/l	Dilution	Analysis date / time	Batch
Diesel Range Organics (DRO)	35200		667	2000	10	10/27/2018 23:37	WG1186744
Residual Range Organics (RRO)	3790		417	1250	5	10/27/2018 09:10	WG1186744
(S) o-Terphenyl	6.53	<u>J2</u>		52.0-156		10/27/2018 09:10	WG1186744
(S) o-Terphenyl	187	<u>J1</u>		52.0-156		10/27/2018 23:37	WG1186744

Sample Narrative:

L1037986-04 WG1186744: Surrogate failure due to matrix interference

- 1 Cp
- 2 Tc
- 3 Ss
- 4 Cn
- 5 Sr
- 6 Qc
- 7 Gl
- 8 Al
- 9 Sc



Semi-Volatile Organic Compounds (GC) by Method NWTPHDX-NO SGT

Analyte	Result	Qualifier	MDL	RDL	Dilution	Analysis date / time	Batch
Diesel Range Organics (DRO)	298		66.7	200	1	10/27/2018 07:51	WG1186744
Residual Range Organics (RRO)	U		83.3	250	1	10/27/2018 07:51	WG1186744
(S) o-Terphenyl	83.7			52.0-156		10/27/2018 07:51	WG1186744

1 Cp

2 Tc

3 Ss

4 Cn

5 Sr

6 Qc

7 Gl

8 Al

9 Sc



Method Blank (MB)

(MB) R3355236-3 10/27/18 13:04

Analyte	MB Result ug/l	MB Qualifier	MB MDL ug/l	MB RDL ug/l
Benzene	U		0.0896	0.500
(S) Toluene-d8	96.7			80.0-120
(S) Dibromofluoromethane	101			75.0-120
(S) 4-Bromofluorobenzene	102			77.0-126

Laboratory Control Sample (LCS) • Laboratory Control Sample Duplicate (LCSD)

(LCS) R3355236-1 10/27/18 12:04 • (LCSD) R3355236-2 10/27/18 12:24

Analyte	Spike Amount ug/l	LCS Result ug/l	LCSD Result ug/l	LCS Rec. %	LCSD Rec. %	Rec. Limits %	LCS Qualifier	LCSD Qualifier	RPD %	RPD Limits %
Benzene	25.0	27.1	27.5	108	110	70.0-123			1.45	20
(S) Toluene-d8				98.2	98.7	80.0-120				
(S) Dibromofluoromethane				103	103	75.0-120				
(S) 4-Bromofluorobenzene				99.3	102	77.0-126				

- 1 Cp
- 2 Tc
- 3 Ss
- 4 Cn
- 5 Sr
- 6 Qc
- 7 Gl
- 8 Al
- 9 Sc



Method Blank (MB)

(MB) R3355999-2 10/31/18 13:45

Analyte	MB Result ug/l	MB Qualifier	MB MDL ug/l	MB RDL ug/l
Naphthalene	U		0.174	2.50
(S) Toluene-d8	106			80.0-120
(S) Dibromofluoromethane	88.9			75.0-120
(S) 4-Bromofluorobenzene	94.1			77.0-126

Laboratory Control Sample (LCS)

(LCS) R3355999-1 10/31/18 13:03

Analyte	Spike Amount ug/l	LCS Result ug/l	LCS Rec. %	Rec. Limits %	LCS Qualifier
Naphthalene	25.0	26.2	105	54.0-135	
(S) Toluene-d8			106	80.0-120	
(S) Dibromofluoromethane			88.0	75.0-120	
(S) 4-Bromofluorobenzene			94.0	77.0-126	

¹ Cp

² Tc

³ Ss

⁴ Cn

⁵ Sr

⁶ Qc

⁷ Gl

⁸ Al

⁹ Sc



Method Blank (MB)

(MB) R3354410-1 10/26/18 22:42

Analyte	MB Result ug/l	MB Qualifier	MB MDL ug/l	MB RDL ug/l
Diesel Range Organics (DRO)	U		66.7	200
Residual Range Organics (RRO)	U		83.3	250
(S) o-Terphenyl	81.0			52.0-156

Laboratory Control Sample (LCS) • Laboratory Control Sample Duplicate (LCSD)

(LCS) R3354410-2 10/26/18 23:23 • (LCSD) R3354410-3 10/26/18 23:43

Analyte	Spike Amount ug/l	LCS Result ug/l	LCSD Result ug/l	LCS Rec. %	LCSD Rec. %	Rec. Limits %	LCS Qualifier	LCSD Qualifier	RPD %	RPD Limits %
Diesel Range Organics (DRO)	750	736	780	98.1	104	50.0-150			5.80	20
Residual Range Organics (RRO)	750	695	700	92.7	93.3	50.0-150			0.717	20
(S) o-Terphenyl				118	100	52.0-156				

- 1 Cp
- 2 Tc
- 3 Ss
- 4 Cn
- 5 Sr
- 6 Qc
- 7 Gl
- 8 Al
- 9 Sc



Method Blank (MB)

(MB) R3355232-1 10/30/18 12:49

Analyte	MB Result	MB Qualifier	MB MDL	MB RDL
	ug/l		ug/l	ug/l
Benzo(a)anthracene	U		0.00410	0.0500
Benzo(a)pyrene	U		0.0116	0.0500
Benzo(b)fluoranthene	U		0.00212	0.0500
Benzo(k)fluoranthene	U		0.0136	0.0500
Chrysene	U		0.0108	0.0500
Dibenz(a,h)anthracene	U		0.00396	0.0500
Indeno(1,2,3-cd)pyrene	U		0.0148	0.0500
(S) Nitrobenzene-d5	132			31.0-160
(S) 2-Fluorobiphenyl	116			48.0-148
(S) p-Terphenyl-d14	130			37.0-146

1 Cp

2 Tc

3 Ss

4 Cn

5 Sr

6 Qc

7 Gl

8 Al

9 Sc

Laboratory Control Sample (LCS) • Laboratory Control Sample Duplicate (LCSD)

(LCS) R3355232-2 10/30/18 13:10 • (LCSD) R3355232-3 10/30/18 13:52

Analyte	Spike Amount	LCS Result	LCSD Result	LCS Rec.	LCSD Rec.	Rec. Limits	LCS Qualifier	LCSD Qualifier	RPD	RPD Limits
	ug/l	ug/l	ug/l	%	%	%			%	%
Benzo(a)anthracene	2.00	1.97	1.99	98.5	99.5	61.0-140			1.01	20
Benzo(a)pyrene	2.00	1.95	1.98	97.5	99.0	60.0-143			1.53	20
Benzo(b)fluoranthene	2.00	1.88	1.84	94.0	92.0	58.0-141			2.15	20
Benzo(k)fluoranthene	2.00	2.24	2.36	112	118	58.0-148			5.22	20
Chrysene	2.00	2.30	2.41	115	120	64.0-144			4.67	20
Dibenz(a,h)anthracene	2.00	1.84	1.84	92.0	92.0	52.0-155			0.000	20
Indeno(1,2,3-cd)pyrene	2.00	1.84	1.84	92.0	92.0	54.0-153			0.000	20
(S) Nitrobenzene-d5				112	115	31.0-160				
(S) 2-Fluorobiphenyl				100	103	48.0-148				
(S) p-Terphenyl-d14				108	109	37.0-146				

L1038074-01 Original Sample (OS) • Matrix Spike (MS) • Matrix Spike Duplicate (MSD)

(OS) L1038074-01 10/30/18 17:00 • (MS) R3355232-4 10/30/18 17:21 • (MSD) R3355232-5 10/30/18 17:42

Analyte	Spike Amount	Original Result	MS Result	MSD Result	MS Rec.	MSD Rec.	Dilution	Rec. Limits	MS Qualifier	MSD Qualifier	RPD	RPD Limits
	ug/l	ug/l	ug/l	ug/l	%	%		%			%	%
Benzo(a)anthracene	1.90	U	2.06	2.02	108	106	1	47.0-151			1.96	20
Benzo(a)pyrene	1.90	U	1.87	1.82	98.4	95.8	1	45.0-146			2.71	20
Benzo(b)fluoranthene	1.90	U	1.78	1.81	93.7	95.3	1	43.0-142			1.67	20
Benzo(k)fluoranthene	1.90	U	2.02	1.91	106	101	1	43.0-148			5.60	21
Chrysene	1.90	U	2.31	2.21	122	116	1	50.0-148			4.42	20
Dibenz(a,h)anthracene	1.90	U	1.90	1.84	100	96.8	1	37.0-151			3.21	20
Indeno(1,2,3-cd)pyrene	1.90	U	1.91	1.86	101	97.9	1	41.0-148			2.65	20



L1038074-01 Original Sample (OS) • Matrix Spike (MS) • Matrix Spike Duplicate (MSD)

(OS) L1038074-01 10/30/18 17:00 • (MS) R3355232-4 10/30/18 17:21 • (MSD) R3355232-5 10/30/18 17:42

Analyte	Spike Amount ug/l	Original Result ug/l	MS Result ug/l	MSD Result ug/l	MS Rec. %	MSD Rec. %	Dilution	Rec. Limits %	MS Qualifier	MSD Qualifier	RPD %	RPD Limits %
(S) Nitrobenzene-d5					123	127		31.0-160				
(S) 2-Fluorobiphenyl					109	96.8		48.0-148				
(S) p-Terphenyl-d14					118	115		37.0-146				

- 1 Cp
- 2 Tc
- 3 Ss
- 4 Cn
- 5 Sr
- 6 Qc
- 7 Gl
- 8 Al
- 9 Sc



Guide to Reading and Understanding Your Laboratory Report

The information below is designed to better explain the various terms used in your report of analytical results from the Laboratory. This is not intended as a comprehensive explanation, and if you have additional questions please contact your project representative.

Abbreviations and Definitions

MDL	Method Detection Limit.
RDL	Reported Detection Limit.
Rec.	Recovery.
RPD	Relative Percent Difference.
SDG	Sample Delivery Group.
(S)	Surrogate (Surrogate Standard) - Analytes added to every blank, sample, Laboratory Control Sample/Duplicate and Matrix Spike/Duplicate; used to evaluate analytical efficiency by measuring recovery. Surrogates are not expected to be detected in all environmental media.
U	Not detected at the Reporting Limit (or MDL where applicable).
Analyte	The name of the particular compound or analysis performed. Some Analyses and Methods will have multiple analytes reported.
Dilution	If the sample matrix contains an interfering material, the sample preparation volume or weight values differ from the standard, or if concentrations of analytes in the sample are higher than the highest limit of concentration that the laboratory can accurately report, the sample may be diluted for analysis. If a value different than 1 is used in this field, the result reported has already been corrected for this factor.
Limits	These are the target % recovery ranges or % difference value that the laboratory has historically determined as normal for the method and analyte being reported. Successful QC Sample analysis will target all analytes recovered or duplicated within these ranges.
Original Sample	The non-spiked sample in the prep batch used to determine the Relative Percent Difference (RPD) from a quality control sample. The Original Sample may not be included within the reported SDG.
Qualifier	This column provides a letter and/or number designation that corresponds to additional information concerning the result reported. If a Qualifier is present, a definition per Qualifier is provided within the Glossary and Definitions page and potentially a discussion of possible implications of the Qualifier in the Case Narrative if applicable.
Result	The actual analytical final result (corrected for any sample specific characteristics) reported for your sample. If there was no measurable result returned for a specific analyte, the result in this column may state "ND" (Not Detected) or "BDL" (Below Detectable Levels). The information in the results column should always be accompanied by either an MDL (Method Detection Limit) or RDL (Reporting Detection Limit) that defines the lowest value that the laboratory could detect or report for this analyte.
Case Narrative (Cn)	A brief discussion about the included sample results, including a discussion of any non-conformances to protocol observed either at sample receipt by the laboratory from the field or during the analytical process. If present, there will be a section in the Case Narrative to discuss the meaning of any data qualifiers used in the report.
Quality Control Summary (Qc)	This section of the report includes the results of the laboratory quality control analyses required by procedure or analytical methods to assist in evaluating the validity of the results reported for your samples. These analyses are not being performed on your samples typically, but on laboratory generated material.
Sample Chain of Custody (Sc)	This is the document created in the field when your samples were initially collected. This is used to verify the time and date of collection, the person collecting the samples, and the analyses that the laboratory is requested to perform. This chain of custody also documents all persons (excluding commercial shippers) that have had control or possession of the samples from the time of collection until delivery to the laboratory for analysis.
Sample Results (Sr)	This section of your report will provide the results of all testing performed on your samples. These results are provided by sample ID and are separated by the analyses performed on each sample. The header line of each analysis section for each sample will provide the name and method number for the analysis reported.
Sample Summary (Ss)	This section of the Analytical Report defines the specific analyses performed for each sample ID, including the dates and times of preparation and/or analysis.

Qualifier	Description
J	The identification of the analyte is acceptable; the reported value is an estimate.
J1	Surrogate recovery limits have been exceeded; values are outside upper control limits.
J2	Surrogate recovery limits have been exceeded; values are outside lower control limits.
J7	Surrogate recovery cannot be used for control limit evaluation due to dilution.

- 1 Cp
- 2 Tc
- 3 Ss
- 4 Cn
- 5 Sr
- 6 Qc
- 7 Gl
- 8 Al
- 9 Sc



Pace National is the only environmental laboratory accredited/certified to support your work nationwide from one location. One phone call, one point of contact, one laboratory. No other lab is as accessible or prepared to handle your needs throughout the country. Our capacity and capability from our single location laboratory is comparable to the collective totals of the network laboratories in our industry. The most significant benefit to our one location design is the design of our laboratory campus. The model is conducive to accelerated productivity, decreasing turn-around time, and preventing cross contamination, thus protecting sample integrity. Our focus on premium quality and prompt service allows us to be YOUR LAB OF CHOICE.

* Not all certifications held by the laboratory are applicable to the results reported in the attached report.
 * Accreditation is only applicable to the test methods specified on each scope of accreditation held by Pace National.

State Accreditations

Alabama	40660	Nebraska	NE-OS-15-05
Alaska	17-026	Nevada	TN-03-2002-34
Arizona	AZ0612	New Hampshire	2975
Arkansas	88-0469	New Jersey-NELAP	TN002
California	2932	New Mexico ¹	n/a
Colorado	TN00003	New York	11742
Connecticut	PH-0197	North Carolina	Env375
Florida	E87487	North Carolina ¹	DW21704
Georgia	NELAP	North Carolina ³	41
Georgia ¹	923	North Dakota	R-140
Idaho	TN00003	Ohio-VAP	CL0069
Illinois	200008	Oklahoma	9915
Indiana	C-TN-01	Oregon	TN200002
Iowa	364	Pennsylvania	68-02979
Kansas	E-10277	Rhode Island	LA000356
Kentucky ^{1,6}	90010	South Carolina	84004
Kentucky ²	16	South Dakota	n/a
Louisiana	AI30792	Tennessee ^{1,4}	2006
Louisiana ¹	LA180010	Texas	T 104704245-17-14
Maine	TN0002	Texas ⁵	LAB0152
Maryland	324	Utah	TN00003
Massachusetts	M-TN003	Vermont	VT2006
Michigan	9958	Virginia	460132
Minnesota	047-999-395	Washington	C847
Mississippi	TN00003	West Virginia	233
Missouri	340	Wisconsin	9980939910
Montana	CERT0086	Wyoming	A2LA

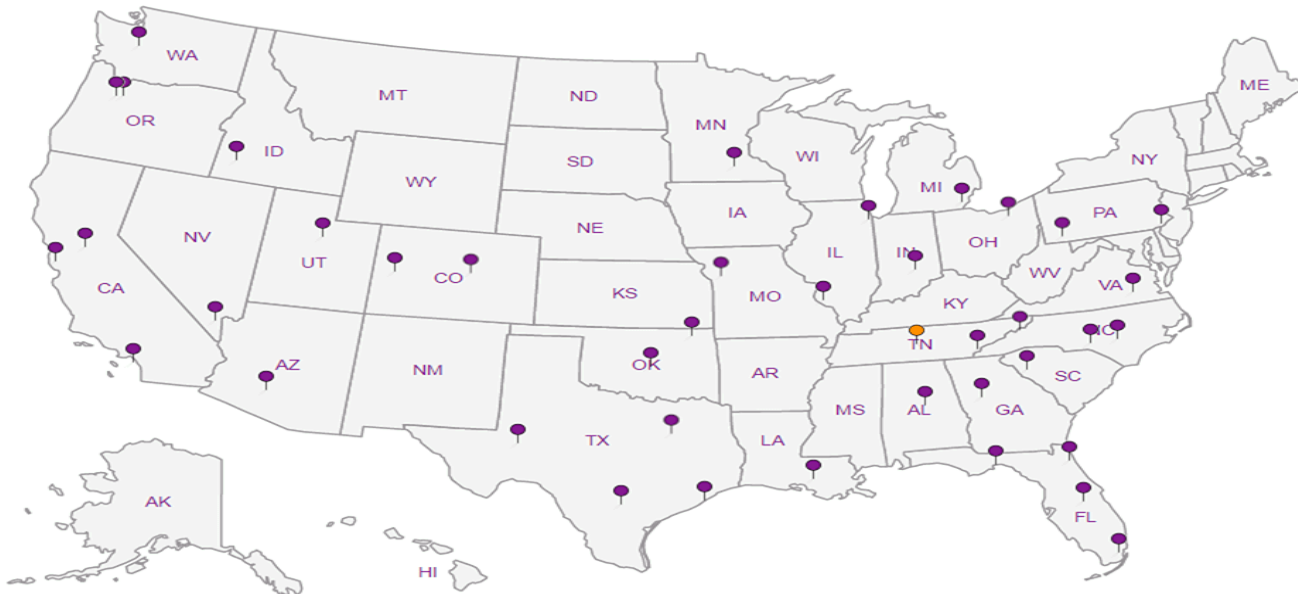
Third Party Federal Accreditations

A2LA – ISO 17025	1461.01	AIHA-LAP,LLC EMLAP	100789
A2LA – ISO 17025 ⁵	1461.02	DOD	1461.01
Canada	1461.01	USDA	P330-15-00234
EPA-Crypto	TN00003		

¹ Drinking Water ² Underground Storage Tanks ³ Aquatic Toxicity ⁴ Chemical/Microbiological ⁵ Mold ⁶ Wastewater n/a Accreditation not applicable

Our Locations

Pace National has sixty-four client support centers that provide sample pickup and/or the delivery of sampling supplies. If you would like assistance from one of our support offices, please contact our main office. Pace National performs all testing at our central laboratory.



1 Cp

2 Tc

3 Ss

4 Cn

5 Sr

6 Qc

7 Gl

8 Al

9 Sc

January 29, 2019

SLR International Corp. - West Linn, OR

Sample Delivery Group: L1062784
Samples Received: 01/19/2019
Project Number: 108.00228.00059
Description: Nord Door Project - Everett, WA
Site: EVERETT, WA
Report To: Chris Kramer
1800 Blankenship Road, Suite 440
West Linn, OR 97068










Entire Report Reviewed By:



Jason Romer
Project Manager

Results relate only to the items tested or calibrated and are reported as rounded values. This test report shall not be reproduced, except in full, without written approval of the laboratory. Where applicable, sampling conducted by Pace National is performed per guidance provided in laboratory standard operating procedures: 060302, 060303, and 060304.



Cp: Cover Page	1	
Tc: Table of Contents	2	
Ss: Sample Summary	3	
Cn: Case Narrative	5	
Sr: Sample Results	6	
MW-1-0119 L1062784-01	6	
MW-3-0119 L1062784-02	7	
MW-4-0119 L1062784-03	8	
MW-5-0119 L1062784-04	9	
MW-6-0119 L1062784-05	10	
MW-7-0119 L1062784-06	11	
MW-8A-0119 L1062784-07	12	
MW-8B-0119 L1062784-08	13	
MW-9A-0119 L1062784-09	14	
MW-9B-0119 L1062784-10	15	
MW-10A-0119 L1062784-11	16	
MW-10B-0119 L1062784-12	17	
Qc: Quality Control Summary	18	
Volatile Organic Compounds (GC/MS) by Method 8260C	18	
Semi-Volatile Organic Compounds (GC) by Method NWTPHDX-NO SGT	20	
Semi Volatile Organic Compounds (GC/MS) by Method 8270D-SIM	21	
Gl: Glossary of Terms	23	
Al: Accreditations & Locations	24	
Sc: Sample Chain of Custody	25	

SAMPLE SUMMARY



MW-1-0119 L1062784-01 GW

Method	Batch	Dilution	Preparation date/time	Analysis date/time	Analyst
Semi-Volatile Organic Compounds (GC) by Method NWTPHDX-NO SGT	WG1226950	1	01/22/19 17:51	01/23/19 05:10	SHG

Collected by Steven L. Collected date/time 01/17/19 16:06 Received date/time 01/19/19 09:20

¹ Cp

² Tc

³ Ss

⁴ Cn

⁵ Sr

⁶ Qc

⁷ Gl

⁸ Al

⁹ Sc

MW-3-0119 L1062784-02 GW

Method	Batch	Dilution	Preparation date/time	Analysis date/time	Analyst
Semi-Volatile Organic Compounds (GC) by Method NWTPHDX-NO SGT	WG1226950	1	01/22/19 17:51	01/23/19 05:33	SHG

Collected by Steven L. Collected date/time 01/17/19 16:42 Received date/time 01/19/19 09:20

MW-4-0119 L1062784-03 GW

Method	Batch	Dilution	Preparation date/time	Analysis date/time	Analyst
Semi-Volatile Organic Compounds (GC) by Method NWTPHDX-NO SGT	WG1226950	1	01/22/19 17:51	01/23/19 05:56	SHG

Collected by Steven L. Collected date/time 01/17/19 15:28 Received date/time 01/19/19 09:20

MW-5-0119 L1062784-04 GW

Method	Batch	Dilution	Preparation date/time	Analysis date/time	Analyst
Volatile Organic Compounds (GC/MS) by Method 8260C	WG1226185	1	01/21/19 03:11	01/21/19 03:11	DWR
Semi-Volatile Organic Compounds (GC) by Method NWTPHDX-NO SGT	WG1226950	1	01/22/19 17:51	01/23/19 06:20	SHG
Semi Volatile Organic Compounds (GC/MS) by Method 8270D-SIM	WG1227492	1	01/23/19 17:56	01/24/19 05:58	DMG

Collected by Steven L. Collected date/time 01/17/19 09:22 Received date/time 01/19/19 09:20

MW-6-0119 L1062784-05 GW

Method	Batch	Dilution	Preparation date/time	Analysis date/time	Analyst
Semi-Volatile Organic Compounds (GC) by Method NWTPHDX-NO SGT	WG1226950	1	01/22/19 17:51	01/23/19 06:44	SHG
Semi Volatile Organic Compounds (GC/MS) by Method 8270D-SIM	WG1227497	1	01/23/19 21:32	01/24/19 14:17	DMG

Collected by Steven L. Collected date/time 01/17/19 13:30 Received date/time 01/19/19 09:20

MW-7-0119 L1062784-06 GW

Method	Batch	Dilution	Preparation date/time	Analysis date/time	Analyst
Semi-Volatile Organic Compounds (GC) by Method NWTPHDX-NO SGT	WG1226950	1	01/22/19 17:51	01/23/19 07:08	SHG
Semi Volatile Organic Compounds (GC/MS) by Method 8270D-SIM	WG1227497	1	01/23/19 21:32	01/24/19 14:37	DMG

Collected by Steven L. Collected date/time 01/17/19 12:49 Received date/time 01/19/19 09:20

MW-8A-0119 L1062784-07 GW

Method	Batch	Dilution	Preparation date/time	Analysis date/time	Analyst
Volatile Organic Compounds (GC/MS) by Method 8260C	WG1226185	1	01/21/19 03:30	01/21/19 03:30	DWR
Volatile Organic Compounds (GC/MS) by Method 8260C	WG1229254	250	01/28/19 14:23	01/28/19 14:23	DWR
Semi-Volatile Organic Compounds (GC) by Method NWTPHDX-NO SGT	WG1226950	10	01/22/19 17:51	01/23/19 10:41	SHG
Semi-Volatile Organic Compounds (GC) by Method NWTPHDX-NO SGT	WG1226950	25	01/22/19 17:51	01/23/19 11:52	SHG
Semi Volatile Organic Compounds (GC/MS) by Method 8270D-SIM	WG1227497	2	01/23/19 21:32	01/24/19 14:58	DMG

Collected by Steven L. Collected date/time 01/17/19 14:15 Received date/time 01/19/19 09:20

SAMPLE SUMMARY



MW-8B-0119 L1062784-08 GW

Collected by
Steven L. Collected date/time
01/17/19 14:46 Received date/time
01/19/19 09:20

Method	Batch	Dilution	Preparation date/time	Analysis date/time	Analyst
Volatile Organic Compounds (GC/MS) by Method 8260C	WG1226185	1	01/21/19 03:49	01/21/19 03:49	DWR
Volatile Organic Compounds (GC/MS) by Method 8260C	WG1229254	500	01/28/19 14:43	01/28/19 14:43	DWR
Semi-Volatile Organic Compounds (GC) by Method NWTPHDX-NO SGT	WG1226950	10	01/22/19 17:51	01/23/19 11:29	SHG
Semi-Volatile Organic Compounds (GC) by Method NWTPHDX-NO SGT	WG1226950	50	01/22/19 17:51	01/23/19 12:15	SHG
Semi Volatile Organic Compounds (GC/MS) by Method 8270D-SIM	WG1227497	40	01/23/19 21:32	01/24/19 20:00	DMG

1
Cp

2
Tc

3
Ss

4
Cn

MW-9A-0119 L1062784-09 GW

Collected by
Steven L. Collected date/time
01/17/19 12:07 Received date/time
01/19/19 09:20

Method	Batch	Dilution	Preparation date/time	Analysis date/time	Analyst
Semi-Volatile Organic Compounds (GC) by Method NWTPHDX-NO SGT	WG1226950	1	01/22/19 17:51	01/23/19 07:32	SHG
Semi Volatile Organic Compounds (GC/MS) by Method 8270D-SIM	WG1227497	1	01/23/19 21:32	01/24/19 15:19	DMG

5
Sr

6
Qc

7
Gl

MW-9B-0119 L1062784-10 GW

Collected by
Steven L. Collected date/time
01/17/19 11:38 Received date/time
01/19/19 09:20

Method	Batch	Dilution	Preparation date/time	Analysis date/time	Analyst
Semi-Volatile Organic Compounds (GC) by Method NWTPHDX-NO SGT	WG1226950	1	01/22/19 17:51	01/23/19 07:56	SHG
Semi Volatile Organic Compounds (GC/MS) by Method 8270D-SIM	WG1227497	1	01/23/19 21:32	01/24/19 15:39	DMG

8
Al

9
Sc

MW-10A-0119 L1062784-11 GW

Collected by
Steven L. Collected date/time
01/17/19 10:34 Received date/time
01/19/19 09:20

Method	Batch	Dilution	Preparation date/time	Analysis date/time	Analyst
Volatile Organic Compounds (GC/MS) by Method 8260C	WG1226185	1	01/21/19 04:08	01/21/19 04:08	DWR
Volatile Organic Compounds (GC/MS) by Method 8260C	WG1229254	250	01/28/19 15:03	01/28/19 15:03	DWR
Semi-Volatile Organic Compounds (GC) by Method NWTPHDX-NO SGT	WG1226950	10	01/22/19 17:51	01/23/19 11:05	SHG
Semi Volatile Organic Compounds (GC/MS) by Method 8270D-SIM	WG1227497	20	01/23/19 21:32	01/24/19 18:46	LEA

MW-10B-0119 L1062784-12 GW

Collected by
Steven L. Collected date/time
01/17/19 10:04 Received date/time
01/19/19 09:20

Method	Batch	Dilution	Preparation date/time	Analysis date/time	Analyst
Volatile Organic Compounds (GC/MS) by Method 8260C	WG1226185	1	01/21/19 04:28	01/21/19 04:28	DWR
Volatile Organic Compounds (GC/MS) by Method 8260C	WG1229254	1	01/28/19 12:01	01/28/19 12:01	DWR
Semi-Volatile Organic Compounds (GC) by Method NWTPHDX-NO SGT	WG1226950	1	01/22/19 17:51	01/23/19 08:19	SHG
Semi Volatile Organic Compounds (GC/MS) by Method 8270D-SIM	WG1227497	1	01/23/19 21:32	01/24/19 16:00	DMG



All sample aliquots were received at the correct temperature, in the proper containers, with the appropriate preservatives, and within method specified holding times, unless qualified or notated within the report. Where applicable, all MDL (LOD) and RDL (LOQ) values reported for environmental samples have been corrected for the dilution factor used in the analysis. All Method and Batch Quality Control are within established criteria except where addressed in this case narrative, a non-conformance form or properly qualified within the sample results. By my digital signature below, I affirm to the best of my knowledge, all problems/anomalies observed by the laboratory as having the potential to affect the quality of the data have been identified by the laboratory, and no information or data have been knowingly withheld that would affect the quality of the data.

Jason Romer
Project Manager

- ¹ Cp
- ² Tc
- ³ Ss
- ⁴ Cn
- ⁵ Sr
- ⁶ Qc
- ⁷ Gl
- ⁸ Al
- ⁹ Sc



Semi-Volatile Organic Compounds (GC) by Method NWTPHDX-NO SGT

Analyte	Result ug/l	Qualifier	MDL ug/l	RDL ug/l	Dilution	Analysis date / time	Batch
Diesel Range Organics (DRO)	222		66.7	200	1	01/23/2019 05:10	WG1226950
Residual Range Organics (RRO)	234	J	83.3	250	1	01/23/2019 05:10	WG1226950
(S) o-Terphenyl	65.3			52.0-156		01/23/2019 05:10	WG1226950

1 Cp

2 Tc

3 Ss

4 Cn

5 Sr

6 Qc

7 Gl

8 Al

9 Sc



Semi-Volatile Organic Compounds (GC) by Method NWTPHDX-NO SGT

Analyte	Result ug/l	Qualifier	MDL ug/l	RDL ug/l	Dilution	Analysis date / time	Batch
Diesel Range Organics (DRO)	U		66.7	200	1	01/23/2019 05:33	WG1226950
Residual Range Organics (RRO)	U		83.3	250	1	01/23/2019 05:33	WG1226950
(S) o-Terphenyl	61.6			52.0-156		01/23/2019 05:33	WG1226950

1 Cp

2 Tc

3 Ss

4 Cn

5 Sr

6 Qc

7 Gl

8 Al

9 Sc



Semi-Volatile Organic Compounds (GC) by Method NWTPHDX-NO SGT

Analyte	Result	Qualifier	MDL	RDL	Dilution	Analysis date / time	Batch
Diesel Range Organics (DRO)	259		66.7	200	1	01/23/2019 05:56	WG1226950
Residual Range Organics (RRO)	U		83.3	250	1	01/23/2019 05:56	WG1226950
(S) o-Terphenyl	68.4			52.0-156		01/23/2019 05:56	WG1226950

¹ Cp

² Tc

³ Ss

⁴ Cn

⁵ Sr

⁶ Qc

⁷ Gl

⁸ Al

⁹ Sc



Volatile Organic Compounds (GC/MS) by Method 8260C

Analyte	Result	Qualifier	MDL	RDL	Dilution	Analysis	Batch
	ug/l		ug/l	ug/l		date / time	
Benzene	U		0.0896	0.500	1	01/21/2019 03:11	WG1226185
Naphthalene	43.5		0.174	2.50	1	01/21/2019 03:11	WG1226185
(S) Toluene-d8	99.3			80.0-120		01/21/2019 03:11	WG1226185
(S) Dibromofluoromethane	90.9			75.0-120		01/21/2019 03:11	WG1226185
(S) a,a,a-Trifluorotoluene	98.8			80.0-120		01/21/2019 03:11	WG1226185
(S) 4-Bromofluorobenzene	90.3			77.0-126		01/21/2019 03:11	WG1226185

1 Cp

2 Tc

3 Ss

4 Cn

Semi-Volatile Organic Compounds (GC) by Method NWTPHDX-NO SGT

Analyte	Result	Qualifier	MDL	RDL	Dilution	Analysis	Batch
	ug/l		ug/l	ug/l		date / time	
Diesel Range Organics (DRO)	1070		66.7	200	1	01/23/2019 06:20	WG1226950
Residual Range Organics (RRO)	280		83.3	250	1	01/23/2019 06:20	WG1226950
(S) o-Terphenyl	102			52.0-156		01/23/2019 06:20	WG1226950

5 Sr

6 Qc

7 Gl

Semi Volatile Organic Compounds (GC/MS) by Method 8270D-SIM

Analyte	Result	Qualifier	MDL	RDL	Dilution	Analysis	Batch
	ug/l		ug/l	ug/l		date / time	
Benzo(a)anthracene	3.43		0.00410	0.0500	1	01/24/2019 05:58	WG1227492
Benzo(a)pyrene	1.88		0.0116	0.0500	1	01/24/2019 05:58	WG1227492
Benzo(b)fluoranthene	2.58		0.00212	0.0500	1	01/24/2019 05:58	WG1227492
Benzo(k)fluoranthene	0.723		0.0136	0.0500	1	01/24/2019 05:58	WG1227492
Chrysene	2.34		0.0108	0.0500	1	01/24/2019 05:58	WG1227492
Dibenz(a,h)anthracene	0.218		0.00396	0.0500	1	01/24/2019 05:58	WG1227492
Indeno(1,2,3-cd)pyrene	0.735		0.0148	0.0500	1	01/24/2019 05:58	WG1227492
(S) Nitrobenzene-d5	113			31.0-160		01/24/2019 05:58	WG1227492
(S) 2-Fluorobiphenyl	97.5			48.0-148		01/24/2019 05:58	WG1227492
(S) p-Terphenyl-d14	101			37.0-146		01/24/2019 05:58	WG1227492

8 Al

9 Sc



Semi-Volatile Organic Compounds (GC) by Method NWTPHDX-NO SGT

Analyte	Result	Qualifier	MDL	RDL	Dilution	Analysis	Batch
	ug/l		ug/l	ug/l		date / time	
Diesel Range Organics (DRO)	U		66.7	200	1	01/23/2019 06:44	WG1226950
Residual Range Organics (RRO)	U		83.3	250	1	01/23/2019 06:44	WG1226950
(S) o-Terphenyl	63.7			52.0-156		01/23/2019 06:44	WG1226950

- 1 Cp
- 2 Tc
- 3 Ss
- 4 Cn
- 5 Sr
- 6 Qc
- 7 Gl
- 8 Al
- 9 Sc

Semi Volatile Organic Compounds (GC/MS) by Method 8270D-SIM

Analyte	Result	Qualifier	MDL	RDL	Dilution	Analysis	Batch
	ug/l		ug/l	ug/l		date / time	
Benzo(a)anthracene	U		0.00410	0.0500	1	01/24/2019 14:17	WG1227497
Benzo(a)pyrene	U		0.0116	0.0500	1	01/24/2019 14:17	WG1227497
Benzo(b)fluoranthene	0.00535	<u>B J</u>	0.00212	0.0500	1	01/24/2019 14:17	WG1227497
Benzo(k)fluoranthene	U		0.0136	0.0500	1	01/24/2019 14:17	WG1227497
Chrysene	U		0.0108	0.0500	1	01/24/2019 14:17	WG1227497
Dibenz(a,h)anthracene	U		0.00396	0.0500	1	01/24/2019 14:17	WG1227497
Indeno(1,2,3-cd)pyrene	U		0.0148	0.0500	1	01/24/2019 14:17	WG1227497
(S) Nitrobenzene-d5	107			31.0-160		01/24/2019 14:17	WG1227497
(S) 2-Fluorobiphenyl	85.8			48.0-148		01/24/2019 14:17	WG1227497
(S) p-Terphenyl-d14	102			37.0-146		01/24/2019 14:17	WG1227497



Semi-Volatile Organic Compounds (GC) by Method NWTPHDX-NO SGT

Analyte	Result ug/l	Qualifier	MDL ug/l	RDL ug/l	Dilution	Analysis date / time	Batch
Diesel Range Organics (DRO)	122	J	66.7	200	1	01/23/2019 07:08	WG1226950
Residual Range Organics (RRO)	98.9	J	83.3	250	1	01/23/2019 07:08	WG1226950
(S) o-Terphenyl	61.1			52.0-156		01/23/2019 07:08	WG1226950

- 1 Cp
- 2 Tc
- 3 Ss
- 4 Cn
- 5 Sr
- 6 Qc
- 7 Gl
- 8 Al
- 9 Sc

Semi Volatile Organic Compounds (GC/MS) by Method 8270D-SIM

Analyte	Result ug/l	Qualifier	MDL ug/l	RDL ug/l	Dilution	Analysis date / time	Batch
Benzo(a)anthracene	0.0285	J	0.00410	0.0500	1	01/24/2019 14:37	WG1227497
Benzo(a)pyrene	0.0142	J	0.0116	0.0500	1	01/24/2019 14:37	WG1227497
Benzo(b)fluoranthene	0.0195	B J	0.00212	0.0500	1	01/24/2019 14:37	WG1227497
Benzo(k)fluoranthene	U		0.0136	0.0500	1	01/24/2019 14:37	WG1227497
Chrysene	0.0185	J	0.0108	0.0500	1	01/24/2019 14:37	WG1227497
Dibenz(a,h)anthracene	U		0.00396	0.0500	1	01/24/2019 14:37	WG1227497
Indeno(1,2,3-cd)pyrene	U		0.0148	0.0500	1	01/24/2019 14:37	WG1227497
(S) Nitrobenzene-d5	104			31.0-160		01/24/2019 14:37	WG1227497
(S) 2-Fluorobiphenyl	88.9			48.0-148		01/24/2019 14:37	WG1227497
(S) p-Terphenyl-d14	93.7			37.0-146		01/24/2019 14:37	WG1227497



Volatile Organic Compounds (GC/MS) by Method 8260C

Analyte	Result	Qualifier	MDL	RDL	Dilution	Analysis	Batch
	ug/l		ug/l	ug/l		date / time	
Benzene	89.7		0.0896	0.500	1	01/21/2019 03:30	WG1226185
Naphthalene	12000		43.5	625	250	01/28/2019 14:23	WG1229254
(S) Toluene-d8	103			80.0-120		01/21/2019 03:30	WG1226185
(S) Toluene-d8	102			80.0-120		01/28/2019 14:23	WG1229254
(S) Dibromofluoromethane	94.1			75.0-120		01/21/2019 03:30	WG1226185
(S) Dibromofluoromethane	99.6			75.0-120		01/28/2019 14:23	WG1229254
(S) a,a,a-Trifluorotoluene	99.1			80.0-120		01/21/2019 03:30	WG1226185
(S) a,a,a-Trifluorotoluene	106			80.0-120		01/28/2019 14:23	WG1229254
(S) 4-Bromofluorobenzene	96.7			77.0-126		01/21/2019 03:30	WG1226185
(S) 4-Bromofluorobenzene	87.2			77.0-126		01/28/2019 14:23	WG1229254

- 1 Cp
- 2 Tc
- 3 Ss
- 4 Cn
- 5 Sr
- 6 Qc
- 7 Gl
- 8 Al
- 9 Sc

Semi-Volatile Organic Compounds (GC) by Method NWTPHDX-NO SGT

Analyte	Result	Qualifier	MDL	RDL	Dilution	Analysis	Batch
	ug/l		ug/l	ug/l		date / time	
Diesel Range Organics (DRO)	51100		1670	5000	25	01/23/2019 11:52	WG1226950
Residual Range Organics (RRO)	4420		833	2500	10	01/23/2019 10:41	WG1226950
(S) o-Terphenyl	0.000	J7		52.0-156		01/23/2019 11:52	WG1226950
(S) o-Terphenyl	47.6	J2		52.0-156		01/23/2019 10:41	WG1226950

Sample Narrative:

L1062784-07 WG1226950: Surrogate failure due to matrix interference

Semi Volatile Organic Compounds (GC/MS) by Method 8270D-SIM

Analyte	Result	Qualifier	MDL	RDL	Dilution	Analysis	Batch
	ug/l		ug/l	ug/l		date / time	
Benzo(a)anthracene	28.3		0.00820	0.100	2	01/24/2019 14:58	WG1227497
Benzo(a)pyrene	15.0		0.0232	0.100	2	01/24/2019 14:58	WG1227497
Benzo(b)fluoranthene	21.6		0.00424	0.100	2	01/24/2019 14:58	WG1227497
Benzo(k)fluoranthene	5.13		0.0272	0.100	2	01/24/2019 14:58	WG1227497
Chrysene	17.9		0.0216	0.100	2	01/24/2019 14:58	WG1227497
Dibenz(a,h)anthracene	1.75		0.00792	0.100	2	01/24/2019 14:58	WG1227497
Indeno(1,2,3-cd)pyrene	6.31		0.0296	0.100	2	01/24/2019 14:58	WG1227497
(S) Nitrobenzene-d5	0.000	J2		31.0-160		01/24/2019 14:58	WG1227497
(S) 2-Fluorobiphenyl	54.2			48.0-148		01/24/2019 14:58	WG1227497
(S) p-Terphenyl-d14	94.2			37.0-146		01/24/2019 14:58	WG1227497



Volatile Organic Compounds (GC/MS) by Method 8260C

Analyte	Result	Qualifier	MDL	RDL	Dilution	Analysis	Batch
	ug/l		ug/l	ug/l		date / time	
Benzene	123		0.0896	0.500	1	01/21/2019 03:49	WG1226185
Naphthalene	12800		87.0	1250	500	01/28/2019 14:43	WG1229254
(S) Toluene-d8	101			80.0-120		01/21/2019 03:49	WG1226185
(S) Toluene-d8	107			80.0-120		01/28/2019 14:43	WG1229254
(S) Dibromofluoromethane	93.3			75.0-120		01/21/2019 03:49	WG1226185
(S) Dibromofluoromethane	100			75.0-120		01/28/2019 14:43	WG1229254
(S) a,a,a-Trifluorotoluene	99.2			80.0-120		01/21/2019 03:49	WG1226185
(S) a,a,a-Trifluorotoluene	103			80.0-120		01/28/2019 14:43	WG1229254
(S) 4-Bromofluorobenzene	99.0			77.0-126		01/21/2019 03:49	WG1226185
(S) 4-Bromofluorobenzene	86.1			77.0-126		01/28/2019 14:43	WG1229254

- 1 Cp
- 2 Tc
- 3 Ss
- 4 Cn
- 5 Sr
- 6 Qc
- 7 Gl
- 8 Al
- 9 Sc

Semi-Volatile Organic Compounds (GC) by Method NWTPHDX-NO SGT

Analyte	Result	Qualifier	MDL	RDL	Dilution	Analysis	Batch
	ug/l		ug/l	ug/l		date / time	
Diesel Range Organics (DRO)	108000		3330	10000	50	01/23/2019 12:15	WG1226950
Residual Range Organics (RRO)	17100		833	2500	10	01/23/2019 11:29	WG1226950
(S) o-Terphenyl	0.000	J2		52.0-156		01/23/2019 11:29	WG1226950
(S) o-Terphenyl	0.000	J7		52.0-156		01/23/2019 12:15	WG1226950

Sample Narrative:

L1062784-08 WG1226950: Surrogate failure due to matrix interference

Semi Volatile Organic Compounds (GC/MS) by Method 8270D-SIM

Analyte	Result	Qualifier	MDL	RDL	Dilution	Analysis	Batch
	ug/l		ug/l	ug/l		date / time	
Benzo(a)anthracene	109		0.164	2.00	40	01/24/2019 20:00	WG1227497
Benzo(a)pyrene	60.7		0.464	2.00	40	01/24/2019 20:00	WG1227497
Benzo(b)fluoranthene	79.6		0.0848	2.00	40	01/24/2019 20:00	WG1227497
Benzo(k)fluoranthene	30.3		0.544	2.00	40	01/24/2019 20:00	WG1227497
Chrysene	84.2		0.432	2.00	40	01/24/2019 20:00	WG1227497
Dibenz(a,h)anthracene	7.81		0.158	2.00	40	01/24/2019 20:00	WG1227497
Indeno(1,2,3-cd)pyrene	23.7		0.592	2.00	40	01/24/2019 20:00	WG1227497
(S) Nitrobenzene-d5	63.2	J7		31.0-160		01/24/2019 20:00	WG1227497
(S) 2-Fluorobiphenyl	30.8	J7		48.0-148		01/24/2019 20:00	WG1227497
(S) p-Terphenyl-d14	91.6	J7		37.0-146		01/24/2019 20:00	WG1227497



Semi-Volatile Organic Compounds (GC) by Method NWTPHDX-NO SGT

Analyte	Result	Qualifier	MDL	RDL	Dilution	Analysis	Batch
	ug/l		ug/l	ug/l		date / time	
Diesel Range Organics (DRO)	77.2	J	66.7	200	1	01/23/2019 07:32	WG1226950
Residual Range Organics (RRO)	U		83.3	250	1	01/23/2019 07:32	WG1226950
(S) o-Terphenyl	63.2			52.0-156		01/23/2019 07:32	WG1226950

Semi Volatile Organic Compounds (GC/MS) by Method 8270D-SIM

Analyte	Result	Qualifier	MDL	RDL	Dilution	Analysis	Batch
	ug/l		ug/l	ug/l		date / time	
Benzo(a)anthracene	0.0530		0.00410	0.0500	1	01/24/2019 15:19	WG1227497
Benzo(a)pyrene	0.0180	J	0.0116	0.0500	1	01/24/2019 15:19	WG1227497
Benzo(b)fluoranthene	0.0248	B J	0.00212	0.0500	1	01/24/2019 15:19	WG1227497
Benzo(k)fluoranthene	U		0.0136	0.0500	1	01/24/2019 15:19	WG1227497
Chrysene	0.0385	J	0.0108	0.0500	1	01/24/2019 15:19	WG1227497
Dibenz(a,h)anthracene	U		0.00396	0.0500	1	01/24/2019 15:19	WG1227497
Indeno(1,2,3-cd)pyrene	U		0.0148	0.0500	1	01/24/2019 15:19	WG1227497
(S) Nitrobenzene-d5	103			31.0-160		01/24/2019 15:19	WG1227497
(S) 2-Fluorobiphenyl	92.6			48.0-148		01/24/2019 15:19	WG1227497
(S) p-Terphenyl-d14	96.8			37.0-146		01/24/2019 15:19	WG1227497

- 1 Cp
- 2 Tc
- 3 Ss
- 4 Cn
- 5 Sr
- 6 Qc
- 7 Gl
- 8 Al
- 9 Sc



Semi-Volatile Organic Compounds (GC) by Method NWTPHDX-NO SGT

Analyte	Result	Qualifier	MDL	RDL	Dilution	Analysis	Batch
	ug/l		ug/l	ug/l		date / time	
Diesel Range Organics (DRO)	U		66.7	200	1	01/23/2019 07:56	WG1226950
Residual Range Organics (RRO)	U		83.3	250	1	01/23/2019 07:56	WG1226950
(S) o-Terphenyl	62.6			52.0-156		01/23/2019 07:56	WG1226950

- 1 Cp
- 2 Tc
- 3 Ss
- 4 Cn
- 5 Sr
- 6 Qc
- 7 Gl
- 8 Al
- 9 Sc

Semi Volatile Organic Compounds (GC/MS) by Method 8270D-SIM

Analyte	Result	Qualifier	MDL	RDL	Dilution	Analysis	Batch
	ug/l		ug/l	ug/l		date / time	
Benzo(a)anthracene	0.0229	J	0.00410	0.0500	1	01/24/2019 15:39	WG1227497
Benzo(a)pyrene	U		0.0116	0.0500	1	01/24/2019 15:39	WG1227497
Benzo(b)fluoranthene	0.0118	B J	0.00212	0.0500	1	01/24/2019 15:39	WG1227497
Benzo(k)fluoranthene	U		0.0136	0.0500	1	01/24/2019 15:39	WG1227497
Chrysene	0.0127	J	0.0108	0.0500	1	01/24/2019 15:39	WG1227497
Dibenz(a,h)anthracene	U		0.00396	0.0500	1	01/24/2019 15:39	WG1227497
Indeno(1,2,3-cd)pyrene	U		0.0148	0.0500	1	01/24/2019 15:39	WG1227497
(S) Nitrobenzene-d5	107			31.0-160		01/24/2019 15:39	WG1227497
(S) 2-Fluorobiphenyl	95.8			48.0-148		01/24/2019 15:39	WG1227497
(S) p-Terphenyl-d14	102			37.0-146		01/24/2019 15:39	WG1227497



Volatile Organic Compounds (GC/MS) by Method 8260C

Analyte	Result	Qualifier	MDL	RDL	Dilution	Analysis	Batch
	ug/l		ug/l	ug/l		date / time	
Benzene	12.9		0.0896	0.500	1	01/21/2019 04:08	WG1226185
Naphthalene	9990		43.5	625	250	01/28/2019 15:03	WG1229254
(S) Toluene-d8	101			80.0-120		01/21/2019 04:08	WG1226185
(S) Toluene-d8	108			80.0-120		01/28/2019 15:03	WG1229254
(S) Dibromofluoromethane	95.8			75.0-120		01/21/2019 04:08	WG1226185
(S) Dibromofluoromethane	100			75.0-120		01/28/2019 15:03	WG1229254
(S) a,a,a-Trifluorotoluene	99.3			80.0-120		01/21/2019 04:08	WG1226185
(S) a,a,a-Trifluorotoluene	105			80.0-120		01/28/2019 15:03	WG1229254
(S) 4-Bromofluorobenzene	93.7			77.0-126		01/21/2019 04:08	WG1226185
(S) 4-Bromofluorobenzene	85.2			77.0-126		01/28/2019 15:03	WG1229254

- 1 Cp
- 2 Tc
- 3 Ss
- 4 Cn
- 5 Sr
- 6 Qc
- 7 Gl
- 8 Al
- 9 Sc

Semi-Volatile Organic Compounds (GC) by Method NWTPHDX-NO SGT

Analyte	Result	Qualifier	MDL	RDL	Dilution	Analysis	Batch
	ug/l		ug/l	ug/l		date / time	
Diesel Range Organics (DRO)	16700		667	2000	10	01/23/2019 11:05	WG1226950
Residual Range Organics (RRO)	2720		833	2500	10	01/23/2019 11:05	WG1226950
(S) o-Terphenyl	0.000	<u>J2</u>		52.0-156		01/23/2019 11:05	WG1226950

Sample Narrative:

L1062784-11 WG1226950: Surrogate failure due to matrix interference

Semi Volatile Organic Compounds (GC/MS) by Method 8270D-SIM

Analyte	Result	Qualifier	MDL	RDL	Dilution	Analysis	Batch
	ug/l		ug/l	ug/l		date / time	
Benzo(a)anthracene	1050		0.0820	1.00	20	01/24/2019 18:46	WG1227497
Benzo(a)pyrene	531		0.232	1.00	20	01/24/2019 18:46	WG1227497
Benzo(b)fluoranthene	707		0.0424	1.00	20	01/24/2019 18:46	WG1227497
Benzo(k)fluoranthene	202		0.272	1.00	20	01/24/2019 18:46	WG1227497
Chrysene	756		0.216	1.00	20	01/24/2019 18:46	WG1227497
Dibenz(a,h)anthracene	64.5		0.0792	1.00	20	01/24/2019 18:46	WG1227497
Indeno(1,2,3-cd)pyrene	221		0.296	1.00	20	01/24/2019 18:46	WG1227497
(S) Nitrobenzene-d5	136	<u>J7</u>		31.0-160		01/24/2019 18:46	WG1227497
(S) 2-Fluorobiphenyl	78.4	<u>J7</u>		48.0-148		01/24/2019 18:46	WG1227497
(S) p-Terphenyl-d14	46.7	<u>J7</u>		37.0-146		01/24/2019 18:46	WG1227497



Volatile Organic Compounds (GC/MS) by Method 8260C

Analyte	Result	Qualifier	MDL	RDL	Dilution	Analysis	Batch
	ug/l		ug/l	ug/l		date / time	
Benzene	U		0.0896	0.500	1	01/21/2019 04:28	WG1226185
Naphthalene	3.44		0.174	2.50	1	01/28/2019 12:01	WG1229254
(S) Toluene-d8	101			80.0-120		01/21/2019 04:28	WG1226185
(S) Toluene-d8	105			80.0-120		01/28/2019 12:01	WG1229254
(S) Dibromofluoromethane	92.5			75.0-120		01/21/2019 04:28	WG1226185
(S) Dibromofluoromethane	102			75.0-120		01/28/2019 12:01	WG1229254
(S) a,a,a-Trifluorotoluene	100			80.0-120		01/21/2019 04:28	WG1226185
(S) a,a,a-Trifluorotoluene	104			80.0-120		01/28/2019 12:01	WG1229254
(S) 4-Bromofluorobenzene	92.3			77.0-126		01/21/2019 04:28	WG1226185
(S) 4-Bromofluorobenzene	84.9			77.0-126		01/28/2019 12:01	WG1229254

- 1 Cp
- 2 Tc
- 3 Ss
- 4 Cn
- 5 Sr
- 6 Qc
- 7 Gl
- 8 Al
- 9 Sc

Semi-Volatile Organic Compounds (GC) by Method NWTPHDX-NO SGT

Analyte	Result	Qualifier	MDL	RDL	Dilution	Analysis	Batch
	ug/l		ug/l	ug/l		date / time	
Diesel Range Organics (DRO)	90.5	J	66.7	200	1	01/23/2019 08:19	WG1226950
Residual Range Organics (RRO)	U		83.3	250	1	01/23/2019 08:19	WG1226950
(S) o-Terphenyl	70.0			52.0-156		01/23/2019 08:19	WG1226950

Semi Volatile Organic Compounds (GC/MS) by Method 8270D-SIM

Analyte	Result	Qualifier	MDL	RDL	Dilution	Analysis	Batch
	ug/l		ug/l	ug/l		date / time	
Benzo(a)anthracene	0.187		0.00410	0.0500	1	01/24/2019 16:00	WG1227497
Benzo(a)pyrene	0.216		0.0116	0.0500	1	01/24/2019 16:00	WG1227497
Benzo(b)fluoranthene	0.291		0.00212	0.0500	1	01/24/2019 16:00	WG1227497
Benzo(k)fluoranthene	0.0975		0.0136	0.0500	1	01/24/2019 16:00	WG1227497
Chrysene	0.279		0.0108	0.0500	1	01/24/2019 16:00	WG1227497
Dibenz(a,h)anthracene	0.0191	J	0.00396	0.0500	1	01/24/2019 16:00	WG1227497
Indeno(1,2,3-cd)pyrene	0.0859		0.0148	0.0500	1	01/24/2019 16:00	WG1227497
(S) Nitrobenzene-d5	106			31.0-160		01/24/2019 16:00	WG1227497
(S) 2-Fluorobiphenyl	88.9			48.0-148		01/24/2019 16:00	WG1227497
(S) p-Terphenyl-d14	97.9			37.0-146		01/24/2019 16:00	WG1227497



Method Blank (MB)

(MB) R3378773-5 01/20/19 21:32

Analyte	MB Result	MB Qualifier	MB MDL	MB RDL
	ug/l		ug/l	ug/l
Benzene	U		0.0896	0.500
Naphthalene	0.247	J	0.174	2.50
(S) Toluene-d8	98.0			80.0-120
(S) Dibromofluoromethane	93.0			75.0-120
(S) a,a,a-Trifluorotoluene	100			80.0-120
(S) 4-Bromofluorobenzene	95.0			77.0-126

Laboratory Control Sample (LCS) • Laboratory Control Sample Duplicate (LCSD)

(LCS) R3378773-1 01/20/19 19:54 • (LCSD) R3378773-2 01/20/19 20:14

Analyte	Spike Amount	LCS Result	LCSD Result	LCS Rec.	LCSD Rec.	Rec. Limits	LCS Qualifier	LCSD Qualifier	RPD	RPD Limits
	ug/l	ug/l	ug/l	%	%	%			%	%
Benzene	25.0	23.9	24.4	95.6	97.6	70.0-123			2.08	20
Naphthalene	25.0	26.1	26.4	104	106	54.0-135			1.30	20
(S) Toluene-d8				100	98.0	80.0-120				
(S) Dibromofluoromethane				96.0	97.0	75.0-120				
(S) a,a,a-Trifluorotoluene				98.0	101	80.0-120				
(S) 4-Bromofluorobenzene				96.0	93.0	77.0-126				

1 Cp

2 Tc

3 Ss

4 Cn

5 Sr

6 Qc

7 Gl

8 Al

9 Sc



Method Blank (MB)

(MB) R3379213-4 01/28/19 11:21

Analyte	MB Result	MB Qualifier	MB MDL	MB RDL
	ug/l		ug/l	ug/l
Naphthalene	U		0.174	2.50
(S) Toluene-d8	107			80.0-120
(S) Dibromofluoromethane	98.1			75.0-120
(S) a,a,a-Trifluorotoluene	104			80.0-120
(S) 4-Bromofluorobenzene	88.2			77.0-126

Laboratory Control Sample (LCS) • Laboratory Control Sample Duplicate (LCSD)

(LCS) R3379213-1 01/28/19 09:43 • (LCSD) R3379213-3 01/28/19 10:22

Analyte	Spike Amount	LCS Result	LCSD Result	LCS Rec.	LCSD Rec.	Rec. Limits	LCS Qualifier	LCSD Qualifier	RPD	RPD Limits
	ug/l	ug/l	ug/l	%	%	%			%	%
Naphthalene	25.0	20.7	23.3	82.8	93.1	54.0-135			11.8	20
(S) Toluene-d8				102	102	80.0-120				
(S) Dibromofluoromethane				97.3	96.2	75.0-120				
(S) a,a,a-Trifluorotoluene				106	104	80.0-120				
(S) 4-Bromofluorobenzene				85.5	86.2	77.0-126				

¹ Cp

² Tc

³ Ss

⁴ Cn

⁵ Sr

⁶ Qc

⁷ Gl

⁸ Al

⁹ Sc



Method Blank (MB)

(MB) R3377936-1 01/23/19 04:00

Analyte	MB Result ug/l	MB Qualifier	MB MDL ug/l	MB RDL ug/l
Diesel Range Organics (DRO)	U		66.7	200
Residual Range Organics (RRO)	U		83.3	250
<i>(S) o-Terphenyl</i>	59.5			52.0-156

Laboratory Control Sample (LCS) • Laboratory Control Sample Duplicate (LCSD)

(LCS) R3377936-2 01/23/19 04:24 • (LCSD) R3377936-3 01/23/19 04:47

Analyte	Spike Amount ug/l	LCS Result ug/l	LCSD Result ug/l	LCS Rec. %	LCSD Rec. %	Rec. Limits %	LCS Qualifier	LCSD Qualifier	RPD %	RPD Limits %
Diesel Range Organics (DRO)	750	858	824	114	110	50.0-150			4.04	20
Residual Range Organics (RRO)	750	732	705	97.6	94.0	50.0-150			3.76	20
<i>(S) o-Terphenyl</i>				95.5	90.0	52.0-156				

1 Cp

2 Tc

3 Ss

4 Cn

5 Sr

6 Qc

7 Gl

8 Al

9 Sc



Method Blank (MB)

(MB) R3378260-3 01/24/19 00:16

Analyte	MB Result ug/l	MB Qualifier	MB MDL ug/l	MB RDL ug/l
Benzo(a)anthracene	U		0.00410	0.0500
Benzo(a)pyrene	U		0.0116	0.0500
Benzo(b)fluoranthene	U		0.00212	0.0500
Benzo(k)fluoranthene	U		0.0136	0.0500
Chrysene	U		0.0108	0.0500
Dibenz(a,h)anthracene	U		0.00396	0.0500
Indeno(1,2,3-cd)pyrene	U		0.0148	0.0500
(S) Nitrobenzene-d5	98.5			31.0-160
(S) 2-Fluorobiphenyl	99.0			48.0-148
(S) p-Terphenyl-d14	98.5			37.0-146

1 Cp

2 Tc

3 Ss

4 Cn

5 Sr

6 Qc

7 Gl

8 Al

9 Sc

Laboratory Control Sample (LCS) • Laboratory Control Sample Duplicate (LCSD)

(LCS) R3378260-1 01/23/19 23:34 • (LCSD) R3378260-2 01/23/19 23:55

Analyte	Spike Amount ug/l	LCS Result ug/l	LCSD Result ug/l	LCS Rec. %	LCSD Rec. %	Rec. Limits %	LCS Qualifier	LCSD Qualifier	RPD %	RPD Limits %
Benzo(a)anthracene	2.00	2.06	2.05	103	102	61.0-140			0.487	20
Benzo(a)pyrene	2.00	2.12	2.17	106	108	60.0-143			2.33	20
Benzo(b)fluoranthene	2.00	2.03	2.03	102	102	58.0-141			0.000	20
Benzo(k)fluoranthene	2.00	2.11	2.13	105	106	58.0-148			0.943	20
Chrysene	2.00	2.07	2.07	103	103	64.0-144			0.000	20
Dibenz(a,h)anthracene	2.00	2.14	2.14	107	107	52.0-155			0.000	20
Indeno(1,2,3-cd)pyrene	2.00	2.49	2.48	124	124	54.0-153			0.402	20
(S) Nitrobenzene-d5				97.5	101	31.0-160				
(S) 2-Fluorobiphenyl				101	101	48.0-148				
(S) p-Terphenyl-d14				99.5	97.5	37.0-146				



Method Blank (MB)

(MB) R3378419-3 01/24/19 11:51

Analyte	MB Result ug/l	MB Qualifier	MB MDL ug/l	MB RDL ug/l
Benzo(a)anthracene	U		0.00410	0.0500
Benzo(a)pyrene	U		0.0116	0.0500
Benzo(b)fluoranthene	0.00284	↓	0.00212	0.0500
Benzo(k)fluoranthene	U		0.0136	0.0500
Chrysene	U		0.0108	0.0500
Dibenz(a,h)anthracene	U		0.00396	0.0500
Indeno(1,2,3-cd)pyrene	U		0.0148	0.0500
(S) Nitrobenzene-d5	122			31.0-160
(S) 2-Fluorobiphenyl	106			48.0-148
(S) p-Terphenyl-d14	116			37.0-146

1 Cp

2 Tc

3 Ss

4 Cn

5 Sr

6 Qc

7 Gl

8 Al

9 Sc

Laboratory Control Sample (LCS) • Laboratory Control Sample Duplicate (LCSD)

(LCS) R3378419-1 01/24/19 11:10 • (LCSD) R3378419-2 01/24/19 11:31

Analyte	Spike Amount ug/l	LCS Result ug/l	LCSD Result ug/l	LCS Rec. %	LCSD Rec. %	Rec. Limits %	LCS Qualifier	LCSD Qualifier	RPD %	RPD Limits %
Benzo(a)anthracene	2.00	2.08	2.06	104	103	61.0-140			0.966	20
Benzo(a)pyrene	2.00	2.25	2.19	112	109	60.0-143			2.70	20
Benzo(b)fluoranthene	2.00	2.03	1.99	102	99.5	58.0-141			1.99	20
Benzo(k)fluoranthene	2.00	2.37	2.33	118	117	58.0-148			1.70	20
Chrysene	2.00	2.16	2.16	108	108	64.0-144			0.000	20
Dibenz(a,h)anthracene	2.00	2.18	2.10	109	105	52.0-155			3.74	20
Indeno(1,2,3-cd)pyrene	2.00	2.54	2.47	127	123	54.0-153			2.79	20
(S) Nitrobenzene-d5				103	105	31.0-160				
(S) 2-Fluorobiphenyl				90.0	91.5	48.0-148				
(S) p-Terphenyl-d14				100	98.0	37.0-146				



Guide to Reading and Understanding Your Laboratory Report

The information below is designed to better explain the various terms used in your report of analytical results from the Laboratory. This is not intended as a comprehensive explanation, and if you have additional questions please contact your project representative.

Abbreviations and Definitions

MDL	Method Detection Limit.
RDL	Reported Detection Limit.
Rec.	Recovery.
RPD	Relative Percent Difference.
SDG	Sample Delivery Group.
(S)	Surrogate (Surrogate Standard) - Analytes added to every blank, sample, Laboratory Control Sample/Duplicate and Matrix Spike/Duplicate; used to evaluate analytical efficiency by measuring recovery. Surrogates are not expected to be detected in all environmental media.
U	Not detected at the Reporting Limit (or MDL where applicable).
Analyte	The name of the particular compound or analysis performed. Some Analyses and Methods will have multiple analytes reported.
Dilution	If the sample matrix contains an interfering material, the sample preparation volume or weight values differ from the standard, or if concentrations of analytes in the sample are higher than the highest limit of concentration that the laboratory can accurately report, the sample may be diluted for analysis. If a value different than 1 is used in this field, the result reported has already been corrected for this factor.
Limits	These are the target % recovery ranges or % difference value that the laboratory has historically determined as normal for the method and analyte being reported. Successful QC Sample analysis will target all analytes recovered or duplicated within these ranges.
Qualifier	This column provides a letter and/or number designation that corresponds to additional information concerning the result reported. If a Qualifier is present, a definition per Qualifier is provided within the Glossary and Definitions page and potentially a discussion of possible implications of the Qualifier in the Case Narrative if applicable.
Result	The actual analytical final result (corrected for any sample specific characteristics) reported for your sample. If there was no measurable result returned for a specific analyte, the result in this column may state "ND" (Not Detected) or "BDL" (Below Detectable Levels). The information in the results column should always be accompanied by either an MDL (Method Detection Limit) or RDL (Reporting Detection Limit) that defines the lowest value that the laboratory could detect or report for this analyte.
Uncertainty (Radiochemistry)	Confidence level of 2 sigma.
Case Narrative (Cn)	A brief discussion about the included sample results, including a discussion of any non-conformances to protocol observed either at sample receipt by the laboratory from the field or during the analytical process. If present, there will be a section in the Case Narrative to discuss the meaning of any data qualifiers used in the report.
Quality Control Summary (Qc)	This section of the report includes the results of the laboratory quality control analyses required by procedure or analytical methods to assist in evaluating the validity of the results reported for your samples. These analyses are not being performed on your samples typically, but on laboratory generated material.
Sample Chain of Custody (Sc)	This is the document created in the field when your samples were initially collected. This is used to verify the time and date of collection, the person collecting the samples, and the analyses that the laboratory is requested to perform. This chain of custody also documents all persons (excluding commercial shippers) that have had control or possession of the samples from the time of collection until delivery to the laboratory for analysis.
Sample Results (Sr)	This section of your report will provide the results of all testing performed on your samples. These results are provided by sample ID and are separated by the analyses performed on each sample. The header line of each analysis section for each sample will provide the name and method number for the analysis reported.
Sample Summary (Ss)	This section of the Analytical Report defines the specific analyses performed for each sample ID, including the dates and times of preparation and/or analysis.

Qualifier Description

B	The same analyte is found in the associated blank.
J	The identification of the analyte is acceptable; the reported value is an estimate.
J2	Surrogate recovery limits have been exceeded; values are outside lower control limits.
J7	Surrogate recovery cannot be used for control limit evaluation due to dilution.

1 Cp

2 Tc

3 Ss

4 Cn

5 Sr

6 Qc

7 Gl

8 Al

9 Sc



Pace National is the only environmental laboratory accredited/certified to support your work nationwide from one location. One phone call, one point of contact, one laboratory. No other lab is as accessible or prepared to handle your needs throughout the country. Our capacity and capability from our single location laboratory is comparable to the collective totals of the network laboratories in our industry. The most significant benefit to our one location design is the design of our laboratory campus. The model is conducive to accelerated productivity, decreasing turn-around time, and preventing cross contamination, thus protecting sample integrity. Our focus on premium quality and prompt service allows us to be YOUR LAB OF CHOICE.

* Not all certifications held by the laboratory are applicable to the results reported in the attached report.
 * Accreditation is only applicable to the test methods specified on each scope of accreditation held by Pace National.

State Accreditations

Alabama	40660	Nebraska	NE-OS-15-05
Alaska	17-026	Nevada	TN-03-2002-34
Arizona	AZ0612	New Hampshire	2975
Arkansas	88-0469	New Jersey-NELAP	TN002
California	2932	New Mexico ¹	n/a
Colorado	TN00003	New York	11742
Connecticut	PH-0197	North Carolina	Env375
Florida	E87487	North Carolina ¹	DW21704
Georgia	NELAP	North Carolina ³	41
Georgia ¹	923	North Dakota	R-140
Idaho	TN00003	Ohio-VAP	CL0069
Illinois	200008	Oklahoma	9915
Indiana	C-TN-01	Oregon	TN200002
Iowa	364	Pennsylvania	68-02979
Kansas	E-10277	Rhode Island	LA000356
Kentucky ^{1,6}	90010	South Carolina	84004
Kentucky ²	16	South Dakota	n/a
Louisiana	AI30792	Tennessee ^{1,4}	2006
Louisiana ¹	LA180010	Texas	T 104704245-17-14
Maine	TN0002	Texas ⁵	LAB0152
Maryland	324	Utah	TN00003
Massachusetts	M-TN003	Vermont	VT2006
Michigan	9958	Virginia	460132
Minnesota	047-999-395	Washington	C847
Mississippi	TN00003	West Virginia	233
Missouri	340	Wisconsin	9980939910
Montana	CERT0086	Wyoming	A2LA

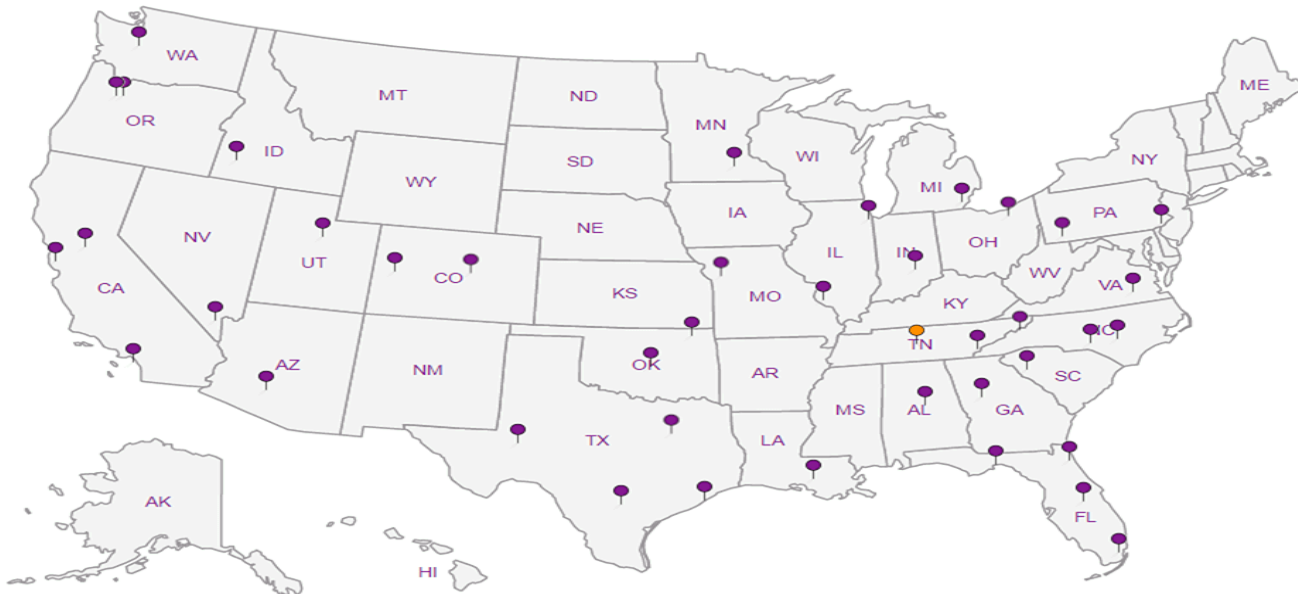
Third Party Federal Accreditations

A2LA – ISO 17025	1461.01	AIHA-LAP,LLC EMLAP	100789
A2LA – ISO 17025 ⁵	1461.02	DOD	1461.01
Canada	1461.01	USDA	P330-15-00234
EPA-Crypto	TN00003		

¹ Drinking Water ² Underground Storage Tanks ³ Aquatic Toxicity ⁴ Chemical/Microbiological ⁵ Mold ⁶ Wastewater n/a Accreditation not applicable

Our Locations

Pace National has sixty-four client support centers that provide sample pickup and/or the delivery of sampling supplies. If you would like assistance from one of our support offices, please contact our main office. Pace National performs all testing at our central laboratory.



1 Cp

2 Tc

3 Ss

4 Cn

5 Sr

6 Qc

7 Gl


8 Al

9 Sc

SLR International Corp. - West Linn, OR

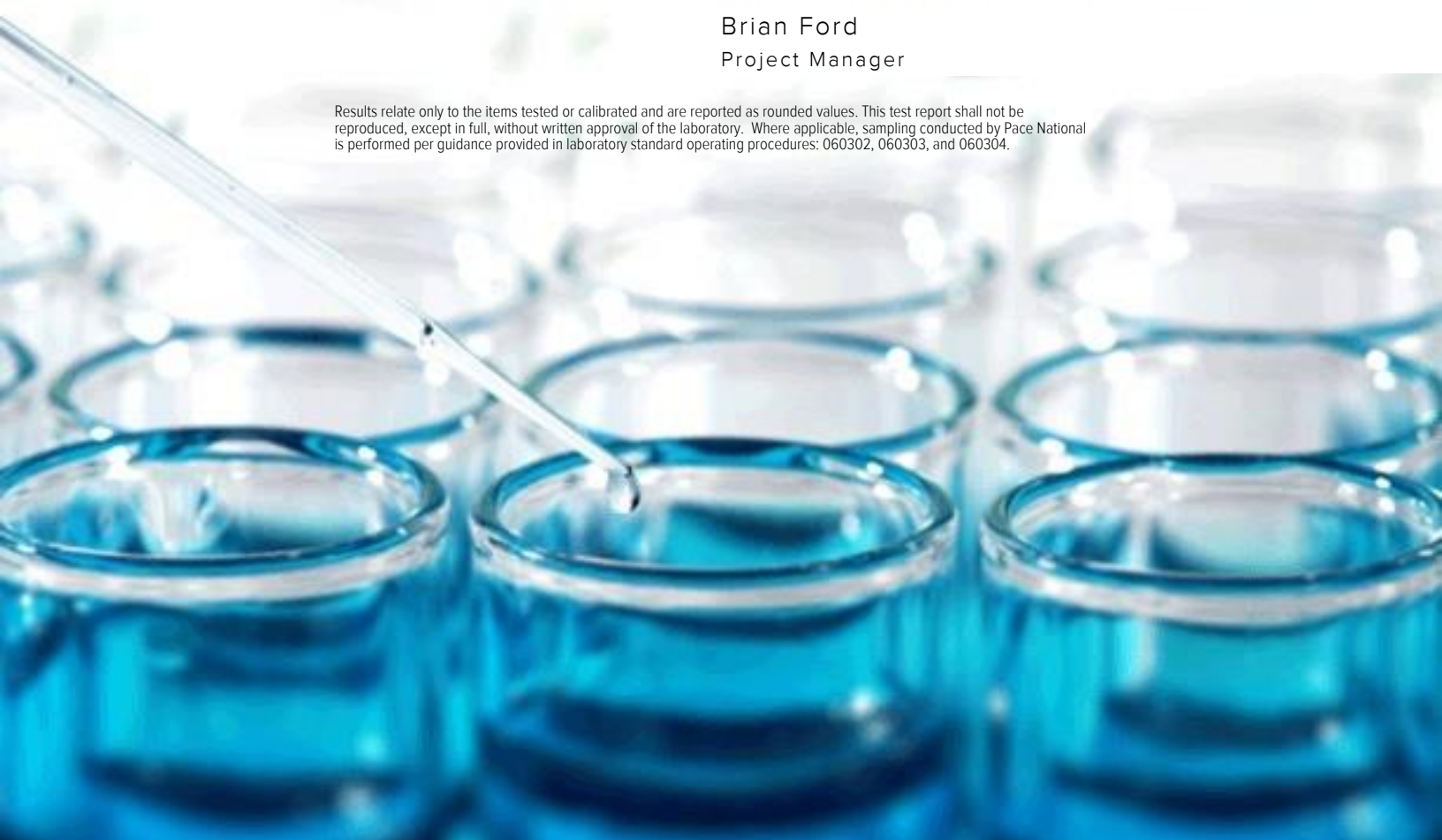
Sample Delivery Group: L1090430
Samples Received: 04/18/2019
Project Number: 108.00228.00048
Description: Nord Door Project - Everett, WA
Site: EVERETT, WA
Report To: Chris Kramer
1800 Blankenship Road, Suite 440
West Linn, OR 97068

Entire Report Reviewed By:












Brian Ford
Project Manager

Results relate only to the items tested or calibrated and are reported as rounded values. This test report shall not be reproduced, except in full, without written approval of the laboratory. Where applicable, sampling conducted by Pace National is performed per guidance provided in laboratory standard operating procedures: 060302, 060303, and 060304.





Cp: Cover Page	1	
Tc: Table of Contents	2	
Ss: Sample Summary	3	
Cn: Case Narrative	4	
Sr: Sample Results	5	
MW-5-0419 L1090430-01	5	
MW-8A-0419 L1090430-02	6	
MW-8B-0419 L1090430-03	7	
MW-10A-0419 L1090430-04	8	
MW-10B-0419 L1090430-05	9	
Qc: Quality Control Summary	10	
Volatile Organic Compounds (GC/MS) by Method 8260C	10	
Semi-Volatile Organic Compounds (GC) by Method NWTPHDX-NO SGT	11	
Semi Volatile Organic Compounds (GC/MS) by Method 8270D-SIM	12	
Gl: Glossary of Terms	13	
Al: Accreditations & Locations	14	
Sc: Sample Chain of Custody	15	

SAMPLE SUMMARY

MW-5-0419 L1090430-01 GW

Collected by
Collected date/time
Received date/time
04/15/19 10:54 04/18/19 08:45

Method	Batch	Dilution	Preparation date/time	Analysis date/time	Analyst	Location
Semi-Volatile Organic Compounds (GC) by Method NWTPHDX-NO SGT	WG1268290	1	04/19/19 11:08	04/20/19 22:02	SHG	Mt. Juliet, TN

1
Cp

2
Tc

3
Ss

4
Cn

5
Sr

6
Qc

7
Gl

8
Al

9
Sc

MW-8A-0419 L1090430-02 GW

Collected by
Collected date/time
Received date/time
04/15/19 12:46 04/18/19 08:45

Method	Batch	Dilution	Preparation date/time	Analysis date/time	Analyst	Location
Volatile Organic Compounds (GC/MS) by Method 8260C	WG1270444	200	04/23/19 16:25	04/23/19 16:25	JHH	Mt. Juliet, TN
Semi-Volatile Organic Compounds (GC) by Method NWTPHDX-NO SGT	WG1268290	20	04/19/19 11:08	04/21/19 15:44	SHG	Mt. Juliet, TN
Semi Volatile Organic Compounds (GC/MS) by Method 8270D-SIM	WG1268316	2	04/19/19 11:05	04/19/19 18:22	DMG	Mt. Juliet, TN

MW-8B-0419 L1090430-03 GW

Collected by
Collected date/time
Received date/time
04/15/19 13:20 04/18/19 08:45

Method	Batch	Dilution	Preparation date/time	Analysis date/time	Analyst	Location
Volatile Organic Compounds (GC/MS) by Method 8260C	WG1270444	200	04/23/19 16:45	04/23/19 16:45	JHH	Mt. Juliet, TN
Semi-Volatile Organic Compounds (GC) by Method NWTPHDX-NO SGT	WG1268290	2	04/19/19 11:08	04/20/19 23:22	SHG	Mt. Juliet, TN
Semi-Volatile Organic Compounds (GC) by Method NWTPHDX-NO SGT	WG1268290	40	04/19/19 11:08	04/21/19 15:24	SHG	Mt. Juliet, TN
Semi Volatile Organic Compounds (GC/MS) by Method 8270D-SIM	WG1268316	3	04/19/19 11:05	04/19/19 18:45	DMG	Mt. Juliet, TN

MW-10A-0419 L1090430-04 GW

Collected by
Collected date/time
Received date/time
04/15/19 11:29 04/18/19 08:45

Method	Batch	Dilution	Preparation date/time	Analysis date/time	Analyst	Location
Semi-Volatile Organic Compounds (GC) by Method NWTPHDX-NO SGT	WG1268290	10	04/19/19 11:08	04/21/19 14:43	SHG	Mt. Juliet, TN
Semi-Volatile Organic Compounds (GC) by Method NWTPHDX-NO SGT	WG1268290	2	04/19/19 11:08	04/20/19 23:02	SHG	Mt. Juliet, TN

MW-10B-0419 L1090430-05 GW

Collected by
Collected date/time
Received date/time
04/15/19 11:58 04/18/19 08:45

Method	Batch	Dilution	Preparation date/time	Analysis date/time	Analyst	Location
Semi-Volatile Organic Compounds (GC) by Method NWTPHDX-NO SGT	WG1268290	1	04/19/19 11:08	04/20/19 22:22	SHG	Mt. Juliet, TN



All sample aliquots were received at the correct temperature, in the proper containers, with the appropriate preservatives, and within method specified holding times, unless qualified or notated within the report. Where applicable, all MDL (LOD) and RDL (LOQ) values reported for environmental samples have been corrected for the dilution factor used in the analysis. All Method and Batch Quality Control are within established criteria except where addressed in this case narrative, a non-conformance form or properly qualified within the sample results. By my digital signature below, I affirm to the best of my knowledge, all problems/anomalies observed by the laboratory as having the potential to affect the quality of the data have been identified by the laboratory, and no information or data have been knowingly withheld that would affect the quality of the data.

Brian Ford
Project Manager

¹ Cp

² Tc

³ Ss

⁴ Cn

⁵ Sr

⁶ Qc

⁷ Gl

⁸ Al

⁹ Sc



Semi-Volatile Organic Compounds (GC) by Method NWTPHDX-NO SGT

Analyte	Result ug/l	Qualifier	MDL ug/l	RDL ug/l	Dilution	Analysis date / time	Batch
Diesel Range Organics (DRO)	560		66.7	200	1	04/20/2019 22:02	WG1268290
Residual Range Organics (RRO)	179	J	83.3	250	1	04/20/2019 22:02	WG1268290
(S) o-Terphenyl	86.8			52.0-156		04/20/2019 22:02	WG1268290

1 Cp

2 Tc

3 Ss

4 Cn

5 Sr

6 Qc

7 Gl

8 Al

9 Sc



Volatile Organic Compounds (GC/MS) by Method 8260C

Analyte	Result	Qualifier	MDL	RDL	Dilution	Analysis	Batch
	ug/l		ug/l	ug/l		date / time	
Benzene	44.9	J	17.9	100	200	04/23/2019 16:25	WG1270444
Naphthalene	12000		34.8	500	200	04/23/2019 16:25	WG1270444
(S) Toluene-d8	105			80.0-120		04/23/2019 16:25	WG1270444
(S) 4-Bromofluorobenzene	106			77.0-126		04/23/2019 16:25	WG1270444
(S) 1,2-Dichloroethane-d4	99.9			70.0-130		04/23/2019 16:25	WG1270444

1 Cp

2 Tc

3 Ss

4 Cn

Semi-Volatile Organic Compounds (GC) by Method NWTPHDX-NO SGT

Analyte	Result	Qualifier	MDL	RDL	Dilution	Analysis	Batch
	ug/l		ug/l	ug/l		date / time	
Diesel Range Organics (DRO)	46900		1330	4000	20	04/21/2019 15:44	WG1268290
Residual Range Organics (RRO)	4660	J	1670	5000	20	04/21/2019 15:44	WG1268290
(S) o-Terphenyl	0.000	J7		52.0-156		04/21/2019 15:44	WG1268290

5 Sr

6 Qc

7 Gl

Semi Volatile Organic Compounds (GC/MS) by Method 8270D-SIM

Analyte	Result	Qualifier	MDL	RDL	Dilution	Analysis	Batch
	ug/l		ug/l	ug/l		date / time	
Benzo(a)anthracene	4.28		0.00820	0.100	2	04/19/2019 18:22	WG1268316
Benzo(a)pyrene	2.39		0.0232	0.100	2	04/19/2019 18:22	WG1268316
Benzo(b)fluoranthene	3.51		0.00424	0.100	2	04/19/2019 18:22	WG1268316
Benzo(k)fluoranthene	1.24		0.0272	0.100	2	04/19/2019 18:22	WG1268316
Chrysene	3.36		0.0216	0.100	2	04/19/2019 18:22	WG1268316
Dibenz(a,h)anthracene	0.417		0.00792	0.100	2	04/19/2019 18:22	WG1268316
Indeno(1,2,3-cd)pyrene	0.900		0.0296	0.100	2	04/19/2019 18:22	WG1268316
(S) Nitrobenzene-d5	82.6			31.0-160		04/19/2019 18:22	WG1268316
(S) 2-Fluorobiphenyl	93.7			48.0-148		04/19/2019 18:22	WG1268316
(S) p-Terphenyl-d14	100			37.0-146		04/19/2019 18:22	WG1268316

8 Al

9 Sc



Volatile Organic Compounds (GC/MS) by Method 8260C

Analyte	Result	Qualifier	MDL	RDL	Dilution	Analysis	Batch
	ug/l		ug/l	ug/l		date / time	
Benzene	119		17.9	100	200	04/23/2019 16:45	WG1270444
Naphthalene	12900		34.8	500	200	04/23/2019 16:45	WG1270444
(S) Toluene-d8	104			80.0-120		04/23/2019 16:45	WG1270444
(S) 4-Bromofluorobenzene	103			77.0-126		04/23/2019 16:45	WG1270444
(S) 1,2-Dichloroethane-d4	99.4			70.0-130		04/23/2019 16:45	WG1270444

- 1 Cp
- 2 Tc
- 3 Ss
- 4 Cn
- 5 Sr
- 6 Qc
- 7 Gl
- 8 Al
- 9 Sc

Semi-Volatile Organic Compounds (GC) by Method NWTPHDX-NO SGT

Analyte	Result	Qualifier	MDL	RDL	Dilution	Analysis	Batch
	ug/l		ug/l	ug/l		date / time	
Diesel Range Organics (DRO)	52700		2670	8000	40	04/21/2019 15:24	WG1268290
Residual Range Organics (RRO)	6900		167	500	2	04/20/2019 23:22	WG1268290
(S) o-Terphenyl	40.6	J2		52.0-156		04/20/2019 23:22	WG1268290
(S) o-Terphenyl	0.000	J7		52.0-156		04/21/2019 15:24	WG1268290

Sample Narrative:

L1090430-03 WG1268290: Low surrogated due to matrix

Semi Volatile Organic Compounds (GC/MS) by Method 8270D-SIM

Analyte	Result	Qualifier	MDL	RDL	Dilution	Analysis	Batch
	ug/l		ug/l	ug/l		date / time	
Benzo(a)anthracene	19.3		0.0123	0.150	3	04/19/2019 18:45	WG1268316
Benzo(a)pyrene	11.3		0.0348	0.150	3	04/19/2019 18:45	WG1268316
Benzo(b)fluoranthene	16.5		0.00636	0.150	3	04/19/2019 18:45	WG1268316
Benzo(k)fluoranthene	4.16		0.0408	0.150	3	04/19/2019 18:45	WG1268316
Chrysene	15.3		0.0324	0.150	3	04/19/2019 18:45	WG1268316
Dibenz(a,h)anthracene	1.03		0.0119	0.150	3	04/19/2019 18:45	WG1268316
Indeno(1,2,3-cd)pyrene	3.08		0.0444	0.150	3	04/19/2019 18:45	WG1268316
(S) Nitrobenzene-d5	37.5			31.0-160		04/19/2019 18:45	WG1268316
(S) 2-Fluorobiphenyl	69.1			48.0-148		04/19/2019 18:45	WG1268316
(S) p-Terphenyl-d14	74.3			37.0-146		04/19/2019 18:45	WG1268316



Semi-Volatile Organic Compounds (GC) by Method NWTPHDX-NO SGT

Analyte	Result ug/l	Qualifier	MDL ug/l	RDL ug/l	Dilution	Analysis date / time	Batch
Diesel Range Organics (DRO)	8830		667	2000	10	04/21/2019 14:43	WG1268290
Residual Range Organics (RRO)	1930		167	500	2	04/20/2019 23:02	WG1268290
(S) o-Terphenyl	100			52.0-156		04/20/2019 23:02	WG1268290
(S) o-Terphenyl	127			52.0-156		04/21/2019 14:43	WG1268290

1 Cp

2 Tc

3 Ss

4 Cn

5 Sr

6 Qc

7 Gl

8 Al

9 Sc



Semi-Volatile Organic Compounds (GC) by Method NWTPHDX-NO SGT

Analyte	Result ug/l	Qualifier	MDL ug/l	RDL ug/l	Dilution	Analysis date / time	Batch
Diesel Range Organics (DRO)	76.1	J	66.7	200	1	04/20/2019 22:22	WG1268290
Residual Range Organics (RRO)	U		83.3	250	1	04/20/2019 22:22	WG1268290
(S) o-Terphenyl	84.2			52.0-156		04/20/2019 22:22	WG1268290

1 Cp

2 Tc

3 Ss

4 Cn

5 Sr

6 Qc

7 Gl

8 Al

9 Sc



Method Blank (MB)

(MB) R3404831-3 04/23/19 13:39

Analyte	MB Result	MB Qualifier	MB MDL	MB RDL
	ug/l		ug/l	ug/l
Benzene	U		0.0896	0.500
Naphthalene	U		0.174	2.50
(S) Toluene-d8	104			80.0-120
(S) 4-Bromofluorobenzene	104			77.0-126
(S) 1,2-Dichloroethane-d4	99.9			70.0-130

¹ Cp

² Tc

³ Ss

⁴ Cn

⁵ Sr

Laboratory Control Sample (LCS)

(LCS) R3404831-1 04/23/19 12:41

Analyte	Spike Amount	LCS Result	LCS Rec.	Rec. Limits	LCS Qualifier
	ug/l	ug/l	%	%	
Benzene	25.0	30.6	122	70.0-123	
Naphthalene	25.0	27.9	112	54.0-135	
(S) Toluene-d8			97.0	80.0-120	
(S) 4-Bromofluorobenzene			101	77.0-126	
(S) 1,2-Dichloroethane-d4			111	70.0-130	

⁶ Qc

⁷ Gl

⁸ Al

⁹ Sc



Method Blank (MB)

(MB) R3403789-1 04/20/19 16:36

Analyte	MB Result ug/l	MB Qualifier	MB MDL ug/l	MB RDL ug/l
Diesel Range Organics (DRO)	U		66.7	200
Residual Range Organics (RRO)	U		83.3	250
<i>(S) o-Terphenyl</i>	84.0			52.0-156

Laboratory Control Sample (LCS) • Laboratory Control Sample Duplicate (LCSD)

(LCS) R3403789-2 04/20/19 16:57 • (LCSD) R3403789-3 04/20/19 17:17

Analyte	Spike Amount ug/l	LCS Result ug/l	LCSD Result ug/l	LCS Rec. %	LCSD Rec. %	Rec. Limits %	LCS Qualifier	LCSD Qualifier	RPD %	RPD Limits %
Diesel Range Organics (DRO)	750	802	801	107	107	50.0-150			0.125	20
Residual Range Organics (RRO)	750	632	638	84.3	85.1	50.0-150			0.945	20
<i>(S) o-Terphenyl</i>				91.0	93.0	52.0-156				

- 1 Cp
- 2 Tc
- 3 Ss
- 4 Cn
- 5 Sr
- 6 Qc
- 7 Gl
- 8 Al
- 9 Sc



Method Blank (MB)

(MB) R3403691-3 04/19/19 16:00

Analyte	MB Result ug/l	MB Qualifier	MB MDL ug/l	MB RDL ug/l
Benzo(a)anthracene	U		0.00410	0.0500
Benzo(a)pyrene	U		0.0116	0.0500
Benzo(b)fluoranthene	U		0.00212	0.0500
Benzo(k)fluoranthene	U		0.0136	0.0500
Chrysene	U		0.0108	0.0500
Dibenz(a,h)anthracene	U		0.00396	0.0500
Indeno(1,2,3-cd)pyrene	U		0.0148	0.0500
(S) Nitrobenzene-d5	131			31.0-160
(S) 2-Fluorobiphenyl	111			48.0-148
(S) p-Terphenyl-d14	98.5			37.0-146

1 Cp

2 Tc

3 Ss

4 Cn

5 Sr

6 Qc

7 Gl

8 Al

9 Sc

Laboratory Control Sample (LCS) • Laboratory Control Sample Duplicate (LCSD)

(LCS) R3403691-1 04/19/19 15:13 • (LCSD) R3403691-2 04/19/19 15:37

Analyte	Spike Amount ug/l	LCS Result ug/l	LCSD Result ug/l	LCS Rec. %	LCSD Rec. %	Rec. Limits %	LCS Qualifier	LCSD Qualifier	RPD %	RPD Limits %
Benzo(a)anthracene	2.00	1.79	1.79	89.5	89.5	61.0-140			0.000	20
Benzo(a)pyrene	2.00	1.92	1.88	96.0	94.0	60.0-143			2.11	20
Benzo(b)fluoranthene	2.00	1.82	1.77	91.0	88.5	58.0-141			2.79	20
Benzo(k)fluoranthene	2.00	1.92	1.84	96.0	92.0	58.0-148			4.26	20
Chrysene	2.00	1.88	1.86	94.0	93.0	64.0-144			1.07	20
Dibenz(a,h)anthracene	2.00	1.87	1.83	93.5	91.5	52.0-155			2.16	20
Indeno(1,2,3-cd)pyrene	2.00	1.92	1.88	96.0	94.0	54.0-153			2.11	20
(S) Nitrobenzene-d5				117	117	31.0-160				
(S) 2-Fluorobiphenyl				96.5	97.0	48.0-148				
(S) p-Terphenyl-d14				87.0	86.0	37.0-146				



Guide to Reading and Understanding Your Laboratory Report

The information below is designed to better explain the various terms used in your report of analytical results from the Laboratory. This is not intended as a comprehensive explanation, and if you have additional questions please contact your project representative.

Abbreviations and Definitions

MDL	Method Detection Limit.
RDL	Reported Detection Limit.
Rec.	Recovery.
RPD	Relative Percent Difference.
SDG	Sample Delivery Group.
(S)	Surrogate (Surrogate Standard) - Analytes added to every blank, sample, Laboratory Control Sample/Duplicate and Matrix Spike/Duplicate; used to evaluate analytical efficiency by measuring recovery. Surrogates are not expected to be detected in all environmental media.
U	Not detected at the Reporting Limit (or MDL where applicable).
Analyte	The name of the particular compound or analysis performed. Some Analyses and Methods will have multiple analytes reported.
Dilution	If the sample matrix contains an interfering material, the sample preparation volume or weight values differ from the standard, or if concentrations of analytes in the sample are higher than the highest limit of concentration that the laboratory can accurately report, the sample may be diluted for analysis. If a value different than 1 is used in this field, the result reported has already been corrected for this factor.
Limits	These are the target % recovery ranges or % difference value that the laboratory has historically determined as normal for the method and analyte being reported. Successful QC Sample analysis will target all analytes recovered or duplicated within these ranges.
Qualifier	This column provides a letter and/or number designation that corresponds to additional information concerning the result reported. If a Qualifier is present, a definition per Qualifier is provided within the Glossary and Definitions page and potentially a discussion of possible implications of the Qualifier in the Case Narrative if applicable.
Result	The actual analytical final result (corrected for any sample specific characteristics) reported for your sample. If there was no measurable result returned for a specific analyte, the result in this column may state "ND" (Not Detected) or "BDL" (Below Detectable Levels). The information in the results column should always be accompanied by either an MDL (Method Detection Limit) or RDL (Reporting Detection Limit) that defines the lowest value that the laboratory could detect or report for this analyte.
Uncertainty (Radiochemistry)	Confidence level of 2 sigma.
Case Narrative (Cn)	A brief discussion about the included sample results, including a discussion of any non-conformances to protocol observed either at sample receipt by the laboratory from the field or during the analytical process. If present, there will be a section in the Case Narrative to discuss the meaning of any data qualifiers used in the report.
Quality Control Summary (Qc)	This section of the report includes the results of the laboratory quality control analyses required by procedure or analytical methods to assist in evaluating the validity of the results reported for your samples. These analyses are not being performed on your samples typically, but on laboratory generated material.
Sample Chain of Custody (Sc)	This is the document created in the field when your samples were initially collected. This is used to verify the time and date of collection, the person collecting the samples, and the analyses that the laboratory is requested to perform. This chain of custody also documents all persons (excluding commercial shippers) that have had control or possession of the samples from the time of collection until delivery to the laboratory for analysis.
Sample Results (Sr)	This section of your report will provide the results of all testing performed on your samples. These results are provided by sample ID and are separated by the analyses performed on each sample. The header line of each analysis section for each sample will provide the name and method number for the analysis reported.
Sample Summary (Ss)	This section of the Analytical Report defines the specific analyses performed for each sample ID, including the dates and times of preparation and/or analysis.

- 1 Cp
- 2 Tc
- 3 Ss
- 4 Cn
- 5 Sr
- 6 Qc
- 7 Gl
- 8 Al
- 9 Sc

Qualifier	Description
J	The identification of the analyte is acceptable; the reported value is an estimate.
J2	Surrogate recovery limits have been exceeded; values are outside lower control limits.
J7	Surrogate recovery cannot be used for control limit evaluation due to dilution.



Pace National is the only environmental laboratory accredited/certified to support your work nationwide from one location. One phone call, one point of contact, one laboratory. No other lab is as accessible or prepared to handle your needs throughout the country. Our capacity and capability from our single location laboratory is comparable to the collective totals of the network laboratories in our industry. The most significant benefit to our one location design is the design of our laboratory campus. The model is conducive to accelerated productivity, decreasing turn-around time, and preventing cross contamination, thus protecting sample integrity. Our focus on premium quality and prompt service allows us to be YOUR LAB OF CHOICE.

* Not all certifications held by the laboratory are applicable to the results reported in the attached report.
 * Accreditation is only applicable to the test methods specified on each scope of accreditation held by Pace National.

State Accreditations

Alabama	40660	Nebraska	NE-OS-15-05
Alaska	17-026	Nevada	TN-03-2002-34
Arizona	AZ0612	New Hampshire	2975
Arkansas	88-0469	New Jersey-NELAP	TN002
California	2932	New Mexico ¹	n/a
Colorado	TN00003	New York	11742
Connecticut	PH-0197	North Carolina	Env375
Florida	E87487	North Carolina ¹	DW21704
Georgia	NELAP	North Carolina ³	41
Georgia ¹	923	North Dakota	R-140
Idaho	TN00003	Ohio-VAP	CL0069
Illinois	200008	Oklahoma	9915
Indiana	C-TN-01	Oregon	TN200002
Iowa	364	Pennsylvania	68-02979
Kansas	E-10277	Rhode Island	LA000356
Kentucky ^{1,6}	90010	South Carolina	84004
Kentucky ²	16	South Dakota	n/a
Louisiana	AI30792	Tennessee ^{1,4}	2006
Louisiana ¹	LA180010	Texas	T104704245-18-15
Maine	TN0002	Texas ⁵	LAB0152
Maryland	324	Utah	TN00003
Massachusetts	M-TN003	Vermont	VT2006
Michigan	9958	Virginia	460132
Minnesota	047-999-395	Washington	C847
Mississippi	TN00003	West Virginia	233
Missouri	340	Wisconsin	9980939910
Montana	CERT0086	Wyoming	A2LA

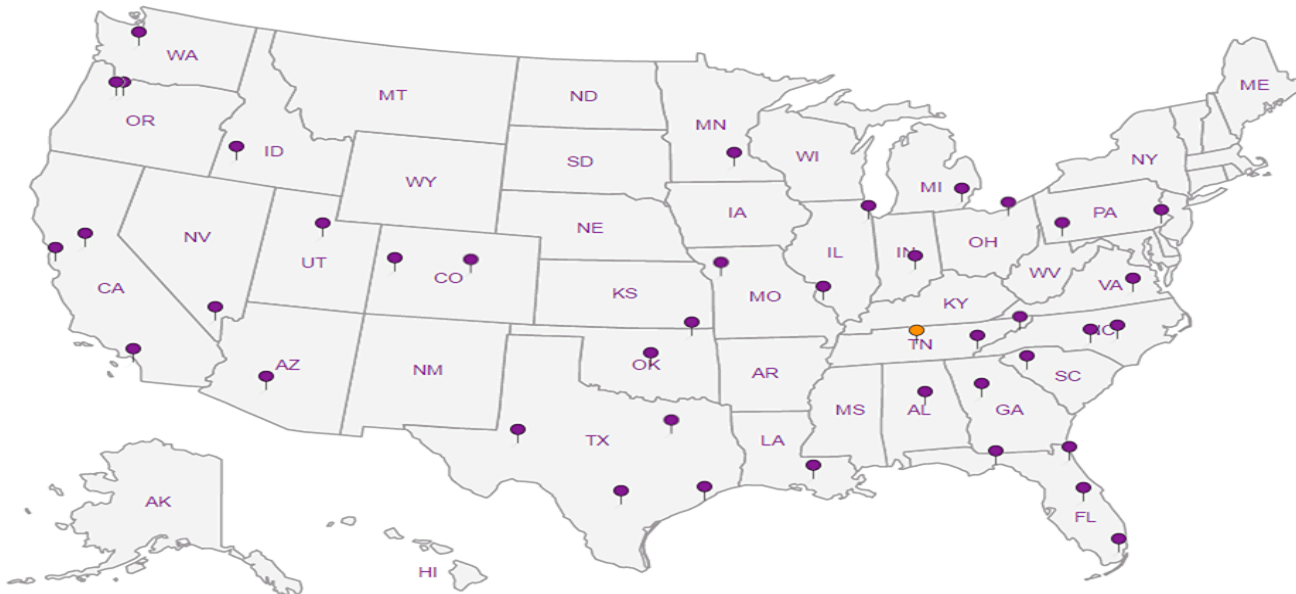
Third Party Federal Accreditations

A2LA – ISO 17025	1461.01	AIHA-LAP,LLC EMLAP	100789
A2LA – ISO 17025 ⁵	1461.02	DOD	1461.01
Canada	1461.01	USDA	P330-15-00234
EPA-Crypto	TN00003		

¹ Drinking Water ² Underground Storage Tanks ³ Aquatic Toxicity ⁴ Chemical/Microbiological ⁵ Mold ⁶ Wastewater n/a Accreditation not applicable

Our Locations

Pace National has sixty-four client support centers that provide sample pickup and/or the delivery of sampling supplies. If you would like assistance from one of our support offices, please contact our main office. Pace National performs all testing at our central laboratory.



1 Cp

2 Tc

3 Ss

4 Cn

5 Sr

6 Qc

7 Gl


8 Al

9 Sc

SLR International Corp. - West Linn, OR

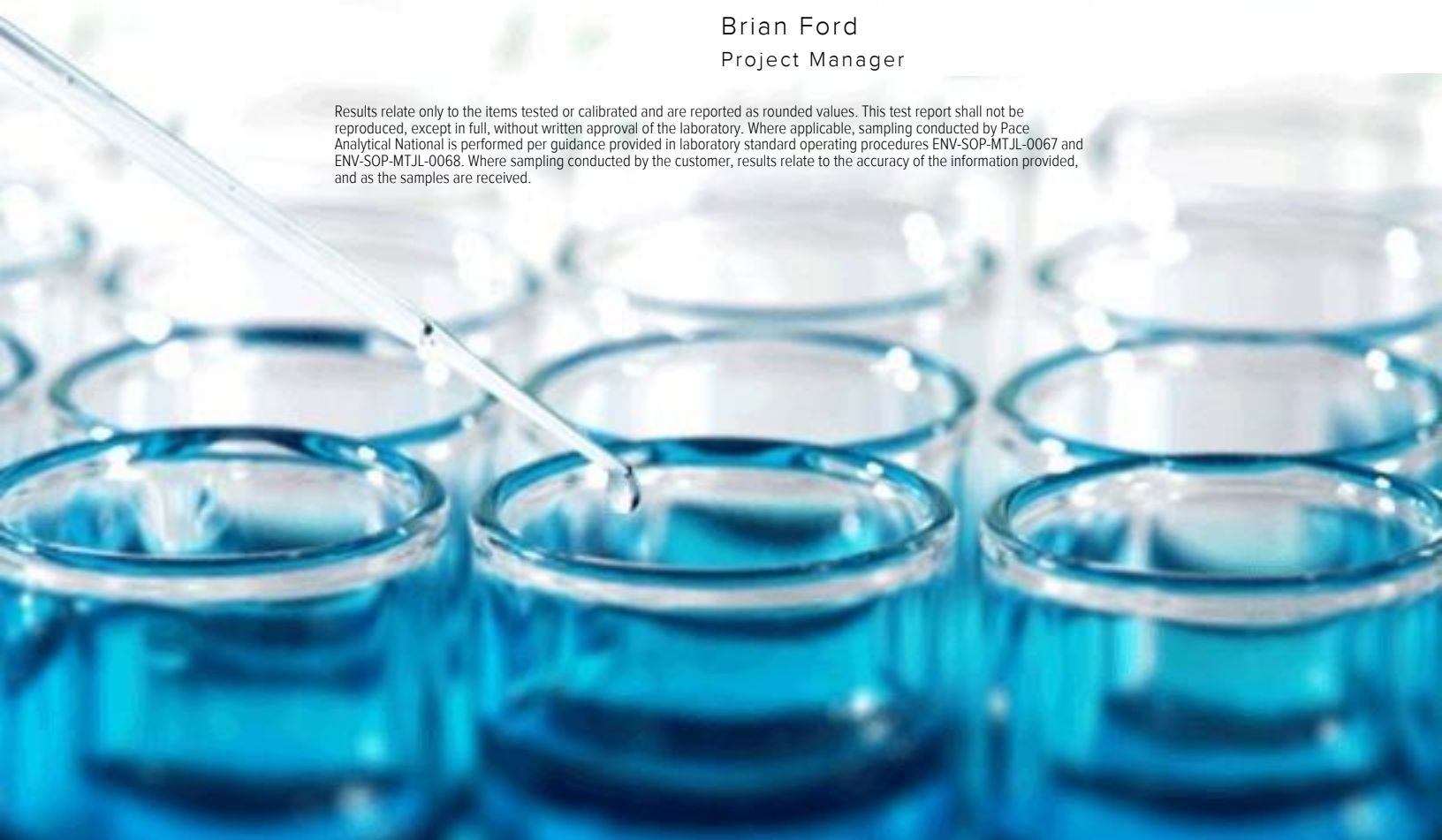
Sample Delivery Group: L1124839
Samples Received: 08/02/2019
Project Number: 108.00228.00059
Description: Nord Door Project - Everett, WA
Site: EVERETT, WA
Report To: Chris Kramer
1800 Blankenship Road, Suite 440
West Linn, OR 97068

Entire Report Reviewed By:



Brian Ford
Project Manager

Results relate only to the items tested or calibrated and are reported as rounded values. This test report shall not be reproduced, except in full, without written approval of the laboratory. Where applicable, sampling conducted by Pace Analytical National is performed per guidance provided in laboratory standard operating procedures ENV-SOP-MTJL-0067 and ENV-SOP-MTJL-0068. Where sampling conducted by the customer, results relate to the accuracy of the information provided, and as the samples are received.





Cp: Cover Page	1
Tc: Table of Contents	2
Ss: Sample Summary	3
Cn: Case Narrative	6
Sr: Sample Results	7
MW-1-0719 L1124839-01	7
MW-2-0719 L1124839-02	8
MW-3-0719 L1124839-03	9
MW-4-0719 L1124839-04	10
MW-5-0719 L1124839-05	11
MW-6-0719 L1124839-06	12
MW-7-0719 L1124839-07	13
MW-8A-0719 L1124839-08	14
MW-9A-0719 L1124839-09	15
MW-10A-0719 L1124839-10	16
MW-11A-0719 L1124839-11	17
MW-12-0719 L1124839-12	18
MW-13-0719 L1124839-13	19
MW-14-0719 L1124839-14	20
MW-17-0719 L1124839-15	21
Qc: Quality Control Summary	22
Mercury by Method 7470A	22
Metals (ICPMS) by Method 6020B	23
Semi-Volatile Organic Compounds (GC) by Method NWTPHDX-NO SGT	25
Gl: Glossary of Terms	26
Al: Accreditations & Locations	27
Sc: Sample Chain of Custody	28

1 Cp
2 Tc
3 Ss
4 Cn
5 Sr
6 Qc
7 Gl
8 Al
9 Sc

SAMPLE SUMMARY



MW-1-0719 L1124839-01 GW

Collected by Steven L. Collected date/time 07/31/19 15:45 Received date/time 08/02/19 08:45

Method	Batch	Dilution	Preparation date/time	Analysis date/time	Analyst	Location
Mercury by Method 7470A	WG1322654	1	08/05/19 11:07	08/05/19 17:57	TCT	Mt. Juliet, TN
Metals (ICPMS) by Method 6020B	WG1322320	1	08/04/19 14:54	08/05/19 10:14	LAT	Mt. Juliet, TN

1 Cp

2 Tc

3 Ss

MW-2-0719 L1124839-02 GW

Collected by Steven L. Collected date/time 07/30/19 17:21 Received date/time 08/02/19 08:45

Method	Batch	Dilution	Preparation date/time	Analysis date/time	Analyst	Location
Mercury by Method 7470A	WG1322654	1	08/05/19 11:07	08/05/19 18:03	TCT	Mt. Juliet, TN
Metals (ICPMS) by Method 6020B	WG1322320	1	08/04/19 14:54	08/05/19 11:30	LAT	Mt. Juliet, TN
Semi-Volatile Organic Compounds (GC) by Method NWTPHDX-NO SGT	WG1323434	1	08/06/19 12:13	08/07/19 00:03	JN	Mt. Juliet, TN

4 Cn

5 Sr

6 Qc

MW-3-0719 L1124839-03 GW

Collected by Steven L. Collected date/time 07/31/19 15:08 Received date/time 08/02/19 08:45

Method	Batch	Dilution	Preparation date/time	Analysis date/time	Analyst	Location
Mercury by Method 7470A	WG1322654	1	08/05/19 11:07	08/05/19 18:04	TCT	Mt. Juliet, TN
Metals (ICPMS) by Method 6020B	WG1322320	1	08/04/19 14:54	08/05/19 11:34	LAT	Mt. Juliet, TN

7 Gl

8 Al

9 Sc

MW-4-0719 L1124839-04 GW

Collected by Steven L. Collected date/time 07/30/19 14:42 Received date/time 08/02/19 08:45

Method	Batch	Dilution	Preparation date/time	Analysis date/time	Analyst	Location
Mercury by Method 7470A	WG1322654	1	08/05/19 11:07	08/05/19 18:06	TCT	Mt. Juliet, TN
Metals (ICPMS) by Method 6020B	WG1322320	1	08/04/19 14:54	08/05/19 11:39	LAT	Mt. Juliet, TN

MW-5-0719 L1124839-05 GW

Collected by Steven L. Collected date/time 07/30/19 15:23 Received date/time 08/02/19 08:45

Method	Batch	Dilution	Preparation date/time	Analysis date/time	Analyst	Location
Mercury by Method 7470A	WG1322654	1	08/05/19 11:07	08/05/19 18:08	TCT	Mt. Juliet, TN
Metals (ICPMS) by Method 6020B	WG1322320	1	08/04/19 14:54	08/05/19 11:43	LAT	Mt. Juliet, TN

MW-6-0719 L1124839-06 GW

Collected by Steven L. Collected date/time 07/31/19 09:08 Received date/time 08/02/19 08:45

Method	Batch	Dilution	Preparation date/time	Analysis date/time	Analyst	Location
Mercury by Method 7470A	WG1322654	1	08/05/19 11:07	08/05/19 18:10	TCT	Mt. Juliet, TN
Metals (ICPMS) by Method 6020B	WG1322320	1	08/04/19 14:54	08/05/19 11:48	LAT	Mt. Juliet, TN

MW-7-0719 L1124839-07 GW

Collected by Steven L. Collected date/time 07/30/19 13:26 Received date/time 08/02/19 08:45

Method	Batch	Dilution	Preparation date/time	Analysis date/time	Analyst	Location
Mercury by Method 7470A	WG1322654	1	08/05/19 11:07	08/05/19 18:12	TCT	Mt. Juliet, TN
Metals (ICPMS) by Method 6020B	WG1322320	1	08/04/19 14:54	08/05/19 11:53	LAT	Mt. Juliet, TN

SAMPLE SUMMARY



MW-8A-0719 L1124839-08 GW

Collected by Steven L. Collected date/time 07/30/19 16:00 Received date/time 08/02/19 08:45

Method	Batch	Dilution	Preparation date/time	Analysis date/time	Analyst	Location
Mercury by Method 7470A	WG1322654	1	08/05/19 11:07	08/05/19 18:14	TCT	Mt. Juliet, TN
Metals (ICPMS) by Method 6020B	WG1322320	1	08/04/19 14:54	08/05/19 11:57	LAT	Mt. Juliet, TN

1 Cp

2 Tc

3 Ss

MW-9A-0719 L1124839-09 GW

Collected by Steven L. Collected date/time 07/31/19 13:02 Received date/time 08/02/19 08:45

Method	Batch	Dilution	Preparation date/time	Analysis date/time	Analyst	Location
Mercury by Method 7470A	WG1322654	1	08/05/19 11:07	08/05/19 18:16	TCT	Mt. Juliet, TN
Metals (ICPMS) by Method 6020B	WG1322320	1	08/04/19 14:54	08/05/19 12:32	LAT	Mt. Juliet, TN

4 Cn

5 Sr

6 Qc

MW-10A-0719 L1124839-10 GW

Collected by Steven L. Collected date/time 07/31/19 12:08 Received date/time 08/02/19 08:45

Method	Batch	Dilution	Preparation date/time	Analysis date/time	Analyst	Location
Mercury by Method 7470A	WG1322654	1	08/05/19 11:07	08/05/19 18:18	TCT	Mt. Juliet, TN
Metals (ICPMS) by Method 6020B	WG1322320	1	08/04/19 14:54	08/05/19 12:36	LAT	Mt. Juliet, TN

7 Gl

8 Al

9 Sc

MW-11A-0719 L1124839-11 GW

Collected by Steven L. Collected date/time 07/30/19 16:35 Received date/time 08/02/19 08:45

Method	Batch	Dilution	Preparation date/time	Analysis date/time	Analyst	Location
Mercury by Method 7470A	WG1322654	1	08/05/19 11:07	08/05/19 18:20	TCT	Mt. Juliet, TN
Metals (ICPMS) by Method 6020B	WG1322320	1	08/04/19 14:54	08/05/19 12:41	LAT	Mt. Juliet, TN
Semi-Volatile Organic Compounds (GC) by Method NWTPHDX-NO SGT	WG1323434	1	08/06/19 12:13	08/07/19 00:24	JN	Mt. Juliet, TN

MW-12-0719 L1124839-12 GW

Collected by Steven L. Collected date/time 08/01/19 11:05 Received date/time 08/02/19 08:45

Method	Batch	Dilution	Preparation date/time	Analysis date/time	Analyst	Location
Mercury by Method 7470A	WG1322654	1	08/05/19 11:07	08/05/19 18:26	TCT	Mt. Juliet, TN
Metals (ICPMS) by Method 6020B	WG1322320	1	08/04/19 14:54	08/05/19 12:45	LAT	Mt. Juliet, TN

MW-13-0719 L1124839-13 GW

Collected by Steven L. Collected date/time 08/01/19 10:11 Received date/time 08/02/19 08:45

Method	Batch	Dilution	Preparation date/time	Analysis date/time	Analyst	Location
Mercury by Method 7470A	WG1322654	1	08/05/19 11:07	08/05/19 18:28	TCT	Mt. Juliet, TN
Metals (ICPMS) by Method 6020B	WG1322320	1	08/04/19 14:54	08/05/19 12:50	LAT	Mt. Juliet, TN

MW-14-0719 L1124839-14 GW

Collected by Steven L. Collected date/time 08/01/19 09:36 Received date/time 08/02/19 08:45

Method	Batch	Dilution	Preparation date/time	Analysis date/time	Analyst	Location
Mercury by Method 7470A	WG1322654	1	08/05/19 11:07	08/05/19 18:30	TCT	Mt. Juliet, TN
Metals (ICPMS) by Method 6020B	WG1322320	1	08/04/19 14:54	08/05/19 12:54	LAT	Mt. Juliet, TN

SAMPLE SUMMARY



MW-17-0719 L1124839-15 GW

Collected by: Steven L.
 Collected date/time: 07/30/19 14:10
 Received date/time: 08/02/19 08:45

Method	Batch	Dilution	Preparation date/time	Analysis date/time	Analyst	Location
Mercury by Method 7470A	WG1322654	1	08/05/19 11:07	08/05/19 18:32	TCT	Mt. Juliet, TN
Metals (ICPMS) by Method 6020B	WG1322320	1	08/04/19 14:54	08/05/19 13:00	LAT	Mt. Juliet, TN
Semi-Volatile Organic Compounds (GC) by Method NWTPHDX-NO SGT	WG1323434	1	08/06/19 12:13	08/07/19 00:46	JN	Mt. Juliet, TN

¹ Cp

² Tc

³ Ss

⁴ Cn

⁵ Sr

⁶ Qc

⁷ Gl

⁸ Al

⁹ Sc



All sample aliquots were received at the correct temperature, in the proper containers, with the appropriate preservatives, and within method specified holding times, unless qualified or notated within the report. Where applicable, all MDL (LOD) and RDL (LOQ) values reported for environmental samples have been corrected for the dilution factor used in the analysis. All Method and Batch Quality Control are within established criteria except where addressed in this case narrative, a non-conformance form or properly qualified within the sample results. By my digital signature below, I affirm to the best of my knowledge, all problems/anomalies observed by the laboratory as having the potential to affect the quality of the data have been identified by the laboratory, and no information or data have been knowingly withheld that would affect the quality of the data.

Brian Ford
Project Manager

¹ Cp

² Tc

³ Ss

⁴ Cn

⁵ Sr

⁶ Qc

⁷ Gl

⁸ Al

⁹ Sc



Mercury by Method 7470A

Analyte	Result	Qualifier	MDL	RDL	Dilution	Analysis	Batch
	ug/l		ug/l	ug/l		date / time	
Mercury	U		0.0490	0.200	1	08/05/2019 17:57	WG1322654

1 Cp

2 Tc

Metals (ICPMS) by Method 6020B

Analyte	Result	Qualifier	MDL	RDL	Dilution	Analysis	Batch
	ug/l		ug/l	ug/l		date / time	
Antimony	U		0.754	2.00	1	08/05/2019 10:14	WG1322320
Arsenic	2.97		0.250	2.00	1	08/05/2019 10:14	WG1322320
Beryllium	U		0.120	2.00	1	08/05/2019 10:14	WG1322320
Cadmium	U		0.160	1.00	1	08/05/2019 10:14	WG1322320
Chromium	U		0.540	2.00	1	08/05/2019 10:14	WG1322320
Copper	0.846	J	0.520	5.00	1	08/05/2019 10:14	WG1322320
Lead	0.980	J	0.240	2.00	1	08/05/2019 10:14	WG1322320
Nickel	U		0.350	2.00	1	08/05/2019 10:14	WG1322320
Selenium	U		0.380	2.00	1	08/05/2019 10:14	WG1322320
Silver	U		0.310	2.00	1	08/05/2019 10:14	WG1322320
Thallium	U		0.190	2.00	1	08/05/2019 10:14	WG1322320
Zinc	3.08	J	2.56	25.0	1	08/05/2019 10:14	WG1322320

3 Ss

4 Cn

5 Sr

6 Qc

7 Gl

8 Al

9 Sc



Mercury by Method 7470A

Analyte	Result	Qualifier	MDL	RDL	Dilution	Analysis	Batch
	ug/l		ug/l	ug/l		date / time	
Mercury	U		0.0490	0.200	1	08/05/2019 18:03	WG1322654

- 1 Cp
- 2 Tc
- 3 Ss
- 4 Cn
- 5 Sr
- 6 Qc
- 7 Gl
- 8 Al
- 9 Sc

Metals (ICPMS) by Method 6020B

Analyte	Result	Qualifier	MDL	RDL	Dilution	Analysis	Batch
	ug/l		ug/l	ug/l		date / time	
Antimony	U		0.754	2.00	1	08/05/2019 11:30	WG1322320
Arsenic	2.28		0.250	2.00	1	08/05/2019 11:30	WG1322320
Beryllium	U		0.120	2.00	1	08/05/2019 11:30	WG1322320
Cadmium	U		0.160	1.00	1	08/05/2019 11:30	WG1322320
Chromium	0.783	J	0.540	2.00	1	08/05/2019 11:30	WG1322320
Copper	0.891	J	0.520	5.00	1	08/05/2019 11:30	WG1322320
Lead	U		0.240	2.00	1	08/05/2019 11:30	WG1322320
Nickel	0.573	J	0.350	2.00	1	08/05/2019 11:30	WG1322320
Selenium	U		0.380	2.00	1	08/05/2019 11:30	WG1322320
Silver	U		0.310	2.00	1	08/05/2019 11:30	WG1322320
Thallium	U		0.190	2.00	1	08/05/2019 11:30	WG1322320
Zinc	U		2.56	25.0	1	08/05/2019 11:30	WG1322320

Semi-Volatile Organic Compounds (GC) by Method NWTPHDX-NO SGT

Analyte	Result	Qualifier	MDL	RDL	Dilution	Analysis	Batch
	ug/l		ug/l	ug/l		date / time	
Diesel Range Organics (DRO)	U		66.7	200	1	08/07/2019 00:03	WG1323434
Residual Range Organics (RRO)	243	J	83.3	250	1	08/07/2019 00:03	WG1323434
(S) o-Terphenyl	94.5			52.0-156		08/07/2019 00:03	WG1323434



Mercury by Method 7470A

Analyte	Result	Qualifier	MDL	RDL	Dilution	Analysis	Batch
	ug/l		ug/l	ug/l		date / time	
Mercury	U		0.0490	0.200	1	08/05/2019 18:04	WG1322654

1 Cp

2 Tc

Metals (ICPMS) by Method 6020B

Analyte	Result	Qualifier	MDL	RDL	Dilution	Analysis	Batch
	ug/l		ug/l	ug/l		date / time	
Antimony	U		0.754	2.00	1	08/05/2019 11:34	WG1322320
Arsenic	U		0.250	2.00	1	08/05/2019 11:34	WG1322320
Beryllium	U		0.120	2.00	1	08/05/2019 11:34	WG1322320
Cadmium	U		0.160	1.00	1	08/05/2019 11:34	WG1322320
Chromium	1.05	J	0.540	2.00	1	08/05/2019 11:34	WG1322320
Copper	U		0.520	5.00	1	08/05/2019 11:34	WG1322320
Lead	U		0.240	2.00	1	08/05/2019 11:34	WG1322320
Nickel	U		0.350	2.00	1	08/05/2019 11:34	WG1322320
Selenium	U		0.380	2.00	1	08/05/2019 11:34	WG1322320
Silver	U		0.310	2.00	1	08/05/2019 11:34	WG1322320
Thallium	U		0.190	2.00	1	08/05/2019 11:34	WG1322320
Zinc	U		2.56	25.0	1	08/05/2019 11:34	WG1322320

3 Ss

4 Cn

5 Sr

6 Qc

7 Gl

8 Al

9 Sc



Mercury by Method 7470A

Analyte	Result	Qualifier	MDL	RDL	Dilution	Analysis	Batch
	ug/l		ug/l	ug/l		date / time	
Mercury	U		0.0490	0.200	1	08/05/2019 18:06	WG1322654

¹ Cp

² Tc

Metals (ICPMS) by Method 6020B

Analyte	Result	Qualifier	MDL	RDL	Dilution	Analysis	Batch
	ug/l		ug/l	ug/l		date / time	
Antimony	U		0.754	2.00	1	08/05/2019 11:39	WG1322320
Arsenic	0.823	J	0.250	2.00	1	08/05/2019 11:39	WG1322320
Beryllium	U		0.120	2.00	1	08/05/2019 11:39	WG1322320
Cadmium	U		0.160	1.00	1	08/05/2019 11:39	WG1322320
Chromium	U		0.540	2.00	1	08/05/2019 11:39	WG1322320
Copper	0.624	J	0.520	5.00	1	08/05/2019 11:39	WG1322320
Lead	U		0.240	2.00	1	08/05/2019 11:39	WG1322320
Nickel	1.24	J	0.350	2.00	1	08/05/2019 11:39	WG1322320
Selenium	0.416	J	0.380	2.00	1	08/05/2019 11:39	WG1322320
Silver	U		0.310	2.00	1	08/05/2019 11:39	WG1322320
Thallium	U		0.190	2.00	1	08/05/2019 11:39	WG1322320
Zinc	U		2.56	25.0	1	08/05/2019 11:39	WG1322320

³ Ss

⁴ Cn

⁵ Sr

⁶ Qc

⁷ Gl

⁸ Al

⁹ Sc



Mercury by Method 7470A

Analyte	Result	Qualifier	MDL	RDL	Dilution	Analysis	Batch
	ug/l		ug/l	ug/l		date / time	
Mercury	U		0.0490	0.200	1	08/05/2019 18:08	WG1322654

1 Cp

2 Tc

Metals (ICPMS) by Method 6020B

Analyte	Result	Qualifier	MDL	RDL	Dilution	Analysis	Batch
	ug/l		ug/l	ug/l		date / time	
Antimony	U		0.754	2.00	1	08/05/2019 11:43	WG1322320
Arsenic	0.287	J	0.250	2.00	1	08/05/2019 11:43	WG1322320
Beryllium	U		0.120	2.00	1	08/05/2019 11:43	WG1322320
Cadmium	U		0.160	1.00	1	08/05/2019 11:43	WG1322320
Chromium	13.1		0.540	2.00	1	08/05/2019 11:43	WG1322320
Copper	2.50	J	0.520	5.00	1	08/05/2019 11:43	WG1322320
Lead	U		0.240	2.00	1	08/05/2019 11:43	WG1322320
Nickel	0.839	J	0.350	2.00	1	08/05/2019 11:43	WG1322320
Selenium	U		0.380	2.00	1	08/05/2019 11:43	WG1322320
Silver	U		0.310	2.00	1	08/05/2019 11:43	WG1322320
Thallium	U		0.190	2.00	1	08/05/2019 11:43	WG1322320
Zinc	U		2.56	25.0	1	08/05/2019 11:43	WG1322320

3 Ss

4 Cn

5 Sr

6 Qc

7 Gl

8 Al

9 Sc



Mercury by Method 7470A

Analyte	Result	Qualifier	MDL	RDL	Dilution	Analysis	Batch
	ug/l		ug/l	ug/l		date / time	
Mercury	U		0.0490	0.200	1	08/05/2019 18:10	WG1322654

¹ Cp

² Tc

Metals (ICPMS) by Method 6020B

Analyte	Result	Qualifier	MDL	RDL	Dilution	Analysis	Batch
	ug/l		ug/l	ug/l		date / time	
Antimony	U		0.754	2.00	1	08/05/2019 11:48	WG1322320
Arsenic	2.53		0.250	2.00	1	08/05/2019 11:48	WG1322320
Beryllium	U		0.120	2.00	1	08/05/2019 11:48	WG1322320
Cadmium	U		0.160	1.00	1	08/05/2019 11:48	WG1322320
Chromium	U		0.540	2.00	1	08/05/2019 11:48	WG1322320
Copper	0.645	J	0.520	5.00	1	08/05/2019 11:48	WG1322320
Lead	0.477	J	0.240	2.00	1	08/05/2019 11:48	WG1322320
Nickel	77.7		0.350	2.00	1	08/05/2019 11:48	WG1322320
Selenium	U		0.380	2.00	1	08/05/2019 11:48	WG1322320
Silver	U		0.310	2.00	1	08/05/2019 11:48	WG1322320
Thallium	U		0.190	2.00	1	08/05/2019 11:48	WG1322320
Zinc	20.4	J	2.56	25.0	1	08/05/2019 11:48	WG1322320

³ Ss

⁴ Cn

⁵ Sr

⁶ Qc

⁷ Gl

⁸ Al

⁹ Sc



Mercury by Method 7470A

Analyte	Result	Qualifier	MDL	RDL	Dilution	Analysis	Batch
	ug/l		ug/l	ug/l		date / time	
Mercury	U		0.0490	0.200	1	08/05/2019 18:12	WG1322654

- 1 Cp
- 2 Tc
- 3 Ss
- 4 Cn
- 5 Sr
- 6 Qc
- 7 Gl
- 8 Al
- 9 Sc

Metals (ICPMS) by Method 6020B

Analyte	Result	Qualifier	MDL	RDL	Dilution	Analysis	Batch
	ug/l		ug/l	ug/l		date / time	
Antimony	U		0.754	2.00	1	08/05/2019 11:53	WG1322320
Arsenic	13.8		0.250	2.00	1	08/05/2019 11:53	WG1322320
Beryllium	U		0.120	2.00	1	08/05/2019 11:53	WG1322320
Cadmium	U		0.160	1.00	1	08/05/2019 11:53	WG1322320
Chromium	0.792	J	0.540	2.00	1	08/05/2019 11:53	WG1322320
Copper	0.699	J	0.520	5.00	1	08/05/2019 11:53	WG1322320
Lead	U		0.240	2.00	1	08/05/2019 11:53	WG1322320
Nickel	6.60		0.350	2.00	1	08/05/2019 11:53	WG1322320
Selenium	U		0.380	2.00	1	08/05/2019 11:53	WG1322320
Silver	U		0.310	2.00	1	08/05/2019 11:53	WG1322320
Thallium	U		0.190	2.00	1	08/05/2019 11:53	WG1322320
Zinc	7.26	J	2.56	25.0	1	08/05/2019 11:53	WG1322320



Mercury by Method 7470A

Analyte	Result	Qualifier	MDL	RDL	Dilution	Analysis	Batch
	ug/l		ug/l	ug/l		date / time	
Mercury	U		0.0490	0.200	1	08/05/2019 18:14	WG1322654

¹ Cp

² Tc

Metals (ICPMS) by Method 6020B

Analyte	Result	Qualifier	MDL	RDL	Dilution	Analysis	Batch
	ug/l		ug/l	ug/l		date / time	
Antimony	5.56		0.754	2.00	1	08/05/2019 11:57	WG1322320
Arsenic	14.2		0.250	2.00	1	08/05/2019 11:57	WG1322320
Beryllium	U		0.120	2.00	1	08/05/2019 11:57	WG1322320
Cadmium	U		0.160	1.00	1	08/05/2019 11:57	WG1322320
Chromium	9.67		0.540	2.00	1	08/05/2019 11:57	WG1322320
Copper	2.15	J	0.520	5.00	1	08/05/2019 11:57	WG1322320
Lead	0.609	J	0.240	2.00	1	08/05/2019 11:57	WG1322320
Nickel	2.38		0.350	2.00	1	08/05/2019 11:57	WG1322320
Selenium	0.390	J	0.380	2.00	1	08/05/2019 11:57	WG1322320
Silver	U		0.310	2.00	1	08/05/2019 11:57	WG1322320
Thallium	U		0.190	2.00	1	08/05/2019 11:57	WG1322320
Zinc	U		2.56	25.0	1	08/05/2019 11:57	WG1322320

³ Ss

⁴ Cn

⁵ Sr

⁶ Qc

⁷ Gl

⁸ Al

⁹ Sc



Mercury by Method 7470A

Analyte	Result	Qualifier	MDL	RDL	Dilution	Analysis	Batch
	ug/l		ug/l	ug/l		date / time	
Mercury	U		0.0490	0.200	1	08/05/2019 18:16	WG1322654

1 Cp

2 Tc

Metals (ICPMS) by Method 6020B

Analyte	Result	Qualifier	MDL	RDL	Dilution	Analysis	Batch
	ug/l		ug/l	ug/l		date / time	
Antimony	U		0.754	2.00	1	08/05/2019 12:32	WG1322320
Arsenic	0.252	J	0.250	2.00	1	08/05/2019 12:32	WG1322320
Beryllium	U		0.120	2.00	1	08/05/2019 12:32	WG1322320
Cadmium	U		0.160	1.00	1	08/05/2019 12:32	WG1322320
Chromium	4.97		0.540	2.00	1	08/05/2019 12:32	WG1322320
Copper	0.980	J	0.520	5.00	1	08/05/2019 12:32	WG1322320
Lead	U		0.240	2.00	1	08/05/2019 12:32	WG1322320
Nickel	U		0.350	2.00	1	08/05/2019 12:32	WG1322320
Selenium	U		0.380	2.00	1	08/05/2019 12:32	WG1322320
Silver	U		0.310	2.00	1	08/05/2019 12:32	WG1322320
Thallium	U		0.190	2.00	1	08/05/2019 12:32	WG1322320
Zinc	U		2.56	25.0	1	08/05/2019 12:32	WG1322320

3 Ss

4 Cn

5 Sr

6 Qc

7 Gl

8 Al

9 Sc



Mercury by Method 7470A

Analyte	Result	Qualifier	MDL	RDL	Dilution	Analysis	Batch
	ug/l		ug/l	ug/l		date / time	
Mercury	U		0.0490	0.200	1	08/05/2019 18:18	WG1322654

1 Cp

2 Tc

Metals (ICPMS) by Method 6020B

Analyte	Result	Qualifier	MDL	RDL	Dilution	Analysis	Batch
	ug/l		ug/l	ug/l		date / time	
Antimony	U		0.754	2.00	1	08/05/2019 12:36	WG1322320
Arsenic	5.01		0.250	2.00	1	08/05/2019 12:36	WG1322320
Beryllium	U		0.120	2.00	1	08/05/2019 12:36	WG1322320
Cadmium	U		0.160	1.00	1	08/05/2019 12:36	WG1322320
Chromium	3.46		0.540	2.00	1	08/05/2019 12:36	WG1322320
Copper	5.35		0.520	5.00	1	08/05/2019 12:36	WG1322320
Lead	0.764	J	0.240	2.00	1	08/05/2019 12:36	WG1322320
Nickel	1.81	J	0.350	2.00	1	08/05/2019 12:36	WG1322320
Selenium	U		0.380	2.00	1	08/05/2019 12:36	WG1322320
Silver	U		0.310	2.00	1	08/05/2019 12:36	WG1322320
Thallium	U		0.190	2.00	1	08/05/2019 12:36	WG1322320
Zinc	4.76	J	2.56	25.0	1	08/05/2019 12:36	WG1322320

3 Ss

4 Cn

5 Sr

6 Qc

7 Gl

8 Al

9 Sc



Mercury by Method 7470A

Analyte	Result	Qualifier	MDL	RDL	Dilution	Analysis	Batch
	ug/l		ug/l	ug/l		date / time	
Mercury	U		0.0490	0.200	1	08/05/2019 18:20	WG1322654

1 Cp

2 Tc

Metals (ICPMS) by Method 6020B

Analyte	Result	Qualifier	MDL	RDL	Dilution	Analysis	Batch
	ug/l		ug/l	ug/l		date / time	
Antimony	U		0.754	2.00	1	08/05/2019 12:41	WG1322320
Arsenic	4.63		0.250	2.00	1	08/05/2019 12:41	WG1322320
Beryllium	U		0.120	2.00	1	08/05/2019 12:41	WG1322320
Cadmium	U		0.160	1.00	1	08/05/2019 12:41	WG1322320
Chromium	22.3		0.540	2.00	1	08/05/2019 12:41	WG1322320
Copper	2.92	J	0.520	5.00	1	08/05/2019 12:41	WG1322320
Lead	0.361	J	0.240	2.00	1	08/05/2019 12:41	WG1322320
Nickel	1.14	J	0.350	2.00	1	08/05/2019 12:41	WG1322320
Selenium	U		0.380	2.00	1	08/05/2019 12:41	WG1322320
Silver	U		0.310	2.00	1	08/05/2019 12:41	WG1322320
Thallium	U		0.190	2.00	1	08/05/2019 12:41	WG1322320
Zinc	U		2.56	25.0	1	08/05/2019 12:41	WG1322320

3 Ss

4 Cn

5 Sr

6 Qc

7 Gl

8 Al

9 Sc

Semi-Volatile Organic Compounds (GC) by Method NWTPHDX-NO SGT

Analyte	Result	Qualifier	MDL	RDL	Dilution	Analysis	Batch
	ug/l		ug/l	ug/l		date / time	
Diesel Range Organics (DRO)	584		66.7	200	1	08/07/2019 00:24	WG1323434
Residual Range Organics (RRO)	176	J	83.3	250	1	08/07/2019 00:24	WG1323434
(S) o-Terphenyl	91.0			52.0-156		08/07/2019 00:24	WG1323434



Mercury by Method 7470A

Analyte	Result	Qualifier	MDL	RDL	Dilution	Analysis	Batch
	ug/l		ug/l	ug/l		date / time	
Mercury	0.117	J	0.0490	0.200	1	08/05/2019 18:26	WG1322654

1 Cp

2 Tc

Metals (ICPMS) by Method 6020B

Analyte	Result	Qualifier	MDL	RDL	Dilution	Analysis	Batch
	ug/l		ug/l	ug/l		date / time	
Antimony	0.886	J	0.754	2.00	1	08/05/2019 12:45	WG1322320
Arsenic	2.87		0.250	2.00	1	08/05/2019 12:45	WG1322320
Beryllium	U		0.120	2.00	1	08/05/2019 12:45	WG1322320
Cadmium	U		0.160	1.00	1	08/05/2019 12:45	WG1322320
Chromium	U		0.540	2.00	1	08/05/2019 12:45	WG1322320
Copper	U		0.520	5.00	1	08/05/2019 12:45	WG1322320
Lead	U		0.240	2.00	1	08/05/2019 12:45	WG1322320
Nickel	2.28		0.350	2.00	1	08/05/2019 12:45	WG1322320
Selenium	U		0.380	2.00	1	08/05/2019 12:45	WG1322320
Silver	U		0.310	2.00	1	08/05/2019 12:45	WG1322320
Thallium	U		0.190	2.00	1	08/05/2019 12:45	WG1322320
Zinc	U		2.56	25.0	1	08/05/2019 12:45	WG1322320

3 Ss

4 Cn

5 Sr

6 Qc

7 Gl

8 Al

9 Sc



Mercury by Method 7470A

Analyte	Result	Qualifier	MDL	RDL	Dilution	Analysis	Batch
	ug/l		ug/l	ug/l		date / time	
Mercury	U		0.0490	0.200	1	08/05/2019 18:28	WG1322654

¹ Cp

² Tc

Metals (ICPMS) by Method 6020B

Analyte	Result	Qualifier	MDL	RDL	Dilution	Analysis	Batch
	ug/l		ug/l	ug/l		date / time	
Antimony	U		0.754	2.00	1	08/05/2019 12:50	WG1322320
Arsenic	0.807	J	0.250	2.00	1	08/05/2019 12:50	WG1322320
Beryllium	U		0.120	2.00	1	08/05/2019 12:50	WG1322320
Cadmium	U		0.160	1.00	1	08/05/2019 12:50	WG1322320
Chromium	1.15	J	0.540	2.00	1	08/05/2019 12:50	WG1322320
Copper	1.07	J	0.520	5.00	1	08/05/2019 12:50	WG1322320
Lead	0.922	J	0.240	2.00	1	08/05/2019 12:50	WG1322320
Nickel	0.447	J	0.350	2.00	1	08/05/2019 12:50	WG1322320
Selenium	U		0.380	2.00	1	08/05/2019 12:50	WG1322320
Silver	U		0.310	2.00	1	08/05/2019 12:50	WG1322320
Thallium	U		0.190	2.00	1	08/05/2019 12:50	WG1322320
Zinc	4.20	J	2.56	25.0	1	08/05/2019 12:50	WG1322320

³ Ss

⁴ Cn

⁵ Sr

⁶ Qc

⁷ Gl

⁸ Al

⁹ Sc



Mercury by Method 7470A

Analyte	Result	Qualifier	MDL	RDL	Dilution	Analysis	Batch
	ug/l		ug/l	ug/l		date / time	
Mercury	U		0.0490	0.200	1	08/05/2019 18:30	WG1322654

- 1 Cp
- 2 Tc
- 3 Ss
- 4 Cn
- 5 Sr
- 6 Qc
- 7 Gl
- 8 Al
- 9 Sc

Metals (ICPMS) by Method 6020B

Analyte	Result	Qualifier	MDL	RDL	Dilution	Analysis	Batch
	ug/l		ug/l	ug/l		date / time	
Antimony	U		0.754	2.00	1	08/05/2019 12:54	WG1322320
Arsenic	4.04		0.250	2.00	1	08/05/2019 12:54	WG1322320
Beryllium	U		0.120	2.00	1	08/05/2019 12:54	WG1322320
Cadmium	U		0.160	1.00	1	08/05/2019 12:54	WG1322320
Chromium	1.02	J	0.540	2.00	1	08/05/2019 12:54	WG1322320
Copper	1.01	J	0.520	5.00	1	08/05/2019 12:54	WG1322320
Lead	0.594	J	0.240	2.00	1	08/05/2019 12:54	WG1322320
Nickel	1.04	J	0.350	2.00	1	08/05/2019 12:54	WG1322320
Selenium	U		0.380	2.00	1	08/05/2019 12:54	WG1322320
Silver	U		0.310	2.00	1	08/05/2019 12:54	WG1322320
Thallium	U		0.190	2.00	1	08/05/2019 12:54	WG1322320
Zinc	3.08	J	2.56	25.0	1	08/05/2019 12:54	WG1322320



Mercury by Method 7470A

Analyte	Result	Qualifier	MDL	RDL	Dilution	Analysis	Batch
	ug/l		ug/l	ug/l		date / time	
Mercury	U		0.0490	0.200	1	08/05/2019 18:32	WG1322654

1 Cp

2 Tc

Metals (ICPMS) by Method 6020B

Analyte	Result	Qualifier	MDL	RDL	Dilution	Analysis	Batch
	ug/l		ug/l	ug/l		date / time	
Antimony	U		0.754	2.00	1	08/05/2019 13:00	WG1322320
Arsenic	76.6		0.250	2.00	1	08/05/2019 13:00	WG1322320
Beryllium	U		0.120	2.00	1	08/05/2019 13:00	WG1322320
Cadmium	U		0.160	1.00	1	08/05/2019 13:00	WG1322320
Chromium	U		0.540	2.00	1	08/05/2019 13:00	WG1322320
Copper	U		0.520	5.00	1	08/05/2019 13:00	WG1322320
Lead	U		0.240	2.00	1	08/05/2019 13:00	WG1322320
Nickel	U		0.350	2.00	1	08/05/2019 13:00	WG1322320
Selenium	U		0.380	2.00	1	08/05/2019 13:00	WG1322320
Silver	U		0.310	2.00	1	08/05/2019 13:00	WG1322320
Thallium	U		0.190	2.00	1	08/05/2019 13:00	WG1322320
Zinc	U		2.56	25.0	1	08/05/2019 13:00	WG1322320

3 Ss

4 Cn

5 Sr

6 Qc

7 Gl

8 Al

9 Sc

Semi-Volatile Organic Compounds (GC) by Method NWTPHDX-NO SGT

Analyte	Result	Qualifier	MDL	RDL	Dilution	Analysis	Batch
	ug/l		ug/l	ug/l		date / time	
Diesel Range Organics (DRO)	251		66.7	200	1	08/07/2019 00:46	WG1323434
Residual Range Organics (RRO)	119	J	83.3	250	1	08/07/2019 00:46	WG1323434
(S) o-Terphenyl	92.0			52.0-156		08/07/2019 00:46	WG1323434



Method Blank (MB)

(MB) R3437633-1 08/05/19 17:45

Analyte	MB Result	MB Qualifier	MB MDL	MB RDL
Mercury	U		0.0490	0.200

Laboratory Control Sample (LCS) • Laboratory Control Sample Duplicate (LCSD)

(LCS) R3437633-2 08/05/19 17:47 • (LCSD) R3437633-3 08/05/19 17:49

Analyte	Spike Amount	LCS Result	LCSD Result	LCS Rec.	LCSD Rec.	Rec. Limits	LCS Qualifier	LCSD Qualifier	RPD	RPD Limits
Mercury	3.00	2.82	2.73	93.9	91.0	80.0-120			3.11	20

L1125158-05 Original Sample (OS) • Matrix Spike (MS) • Matrix Spike Duplicate (MSD)

(OS) L1125158-05 08/05/19 17:51 • (MS) R3437633-4 08/05/19 17:53 • (MSD) R3437633-5 08/05/19 17:55

Analyte	Spike Amount	Original Result	MS Result	MSD Result	MS Rec.	MSD Rec.	Dilution	Rec. Limits	MS Qualifier	MSD Qualifier	RPD	RPD Limits
Mercury	3.00	ND	2.72	2.60	90.6	86.8	1	75.0-125			4.22	20

¹ Cp

² Tc

³ Ss

⁴ Cn

⁵ Sr

⁶ Qc

⁷ Gl

⁸ Al

⁹ Sc



Method Blank (MB)

(MB) R3437427-1 08/05/19 10:00

Analyte	MB Result	MB Qualifier	MB MDL	MB RDL
	ug/l		ug/l	ug/l
Antimony	U		0.754	2.00
Arsenic	U		0.250	2.00
Beryllium	U		0.120	2.00
Cadmium	U		0.160	1.00
Chromium	U		0.540	2.00
Copper	U		0.520	5.00
Lead	U		0.240	2.00
Nickel	U		0.350	2.00
Selenium	U		0.380	2.00
Silver	U		0.310	2.00
Thallium	U		0.190	2.00
Zinc	U		2.56	25.0

¹ Cp

² Tc

³ Ss

⁴ Cn

⁵ Sr

⁶ Qc

⁷ Gl

⁸ Al

⁹ Sc

Laboratory Control Sample (LCS) • Laboratory Control Sample Duplicate (LCSD)

(LCS) R3437427-2 08/05/19 10:04 • (LCSD) R3437427-3 08/05/19 10:09

Analyte	Spike Amount	LCS Result	LCSD Result	LCS Rec.	LCSD Rec.	Rec. Limits	LCS Qualifier	LCSD Qualifier	RPD	RPD Limits
	ug/l	ug/l	ug/l	%	%	%			%	%
Antimony	50.0	47.3	47.0	94.6	93.9	80.0-120			0.651	20
Arsenic	50.0	49.8	52.0	99.7	104	80.0-120			4.13	20
Beryllium	50.0	46.2	44.1	92.3	88.1	80.0-120			4.67	20
Cadmium	50.0	50.9	52.4	102	105	80.0-120			2.99	20
Chromium	50.0	50.4	54.0	101	108	80.0-120			6.97	20
Copper	50.0	47.5	48.6	95.0	97.2	80.0-120			2.33	20
Lead	50.0	49.7	50.7	99.4	101	80.0-120			1.98	20
Nickel	50.0	51.0	54.7	102	109	80.0-120			7.14	20
Selenium	50.0	52.8	56.2	106	112	80.0-120			6.29	20
Silver	50.0	50.5	52.0	101	104	80.0-120			3.09	20
Thallium	50.0	49.9	50.9	99.9	102	80.0-120			1.96	20
Zinc	50.0	56.2	56.9	112	114	80.0-120			1.18	20

L1124839-01 Original Sample (OS) • Matrix Spike (MS) • Matrix Spike Duplicate (MSD)

(OS) L1124839-01 08/05/19 10:14 • (MS) R3437427-5 08/05/19 10:23 • (MSD) R3437427-6 08/05/19 10:27

Analyte	Spike Amount	Original Result	MS Result	MSD Result	MS Rec.	MSD Rec.	Dilution	Rec. Limits	MS Qualifier	MSD Qualifier	RPD	RPD Limits
	ug/l	ug/l	ug/l	ug/l	%	%		%			%	%
Antimony	50.0	U	47.5	47.3	94.9	94.5	1	75.0-125			0.412	20
Arsenic	50.0	2.97	54.0	50.7	102	95.4	1	75.0-125			6.29	20
Beryllium	50.0	U	42.9	40.4	85.9	80.8	1	75.0-125			6.08	20



L1124839-01 Original Sample (OS) • Matrix Spike (MS) • Matrix Spike Duplicate (MSD)

(OS) L1124839-01 08/05/19 10:14 • (MS) R3437427-5 08/05/19 10:23 • (MSD) R3437427-6 08/05/19 10:27

Analyte	Spike Amount ug/l	Original Result ug/l	MS Result ug/l	MSD Result ug/l	MS Rec. %	MSD Rec. %	Dilution	Rec. Limits %	MS Qualifier	MSD Qualifier	RPD %	RPD Limits %
Cadmium	50.0	U	52.8	53.1	106	106	1	75.0-125			0.564	20
Chromium	50.0	U	52.2	49.9	104	99.9	1	75.0-125			4.52	20
Copper	50.0	0.846	54.0	51.1	106	100	1	75.0-125			5.58	20
Lead	50.0	0.980	50.2	51.9	98.5	102	1	75.0-125			3.31	20
Nickel	50.0	U	51.3	49.5	103	99.0	1	75.0-125			3.65	20
Selenium	50.0	U	57.0	55.4	114	111	1	75.0-125			2.83	20
Silver	50.0	U	51.8	50.6	104	101	1	75.0-125			2.40	20
Thallium	50.0	U	50.8	50.5	102	101	1	75.0-125			0.704	20
Zinc	50.0	3.08	52.7	47.6	99.3	89.1	1	75.0-125			10.2	20

¹ Cp

² Tc

³ Ss

⁴ Cn

⁵ Sr

⁶ Qc

⁷ Gl

⁸ Al

⁹ Sc



Method Blank (MB)

(MB) R3438068-1 08/06/19 17:19

Analyte	MB Result ug/l	MB Qualifier	MB MDL ug/l	MB RDL ug/l
Diesel Range Organics (DRO)	U		66.7	200
Residual Range Organics (RRO)	U		83.3	250
<i>(S) o-Terphenyl</i>	90.0			52.0-156

Laboratory Control Sample (LCS) • Laboratory Control Sample Duplicate (LCSD)

(LCS) R3438068-2 08/06/19 17:41 • (LCSD) R3438068-3 08/06/19 18:02

Analyte	Spike Amount ug/l	LCS Result ug/l	LCSD Result ug/l	LCS Rec. %	LCSD Rec. %	Rec. Limits %	LCS Qualifier	LCSD Qualifier	RPD %	RPD Limits %
Diesel Range Organics (DRO)	1500	1470	1370	98.0	91.3	50.0-150			7.04	20
<i>(S) o-Terphenyl</i>				88.0	91.0	52.0-156				

1 Cp

2 Tc

3 Ss

4 Cn

5 Sr

6 Qc

7 Gl

8 Al

9 Sc



Guide to Reading and Understanding Your Laboratory Report

The information below is designed to better explain the various terms used in your report of analytical results from the Laboratory. This is not intended as a comprehensive explanation, and if you have additional questions please contact your project representative.

Results Disclaimer - Information that may be provided by the customer, and contained within this report, include Permit Limits, Project Name, Sample ID, Sample Matrix, Sample Preservation, Field Blanks, Field Spikes, Field Duplicates, On-Site Data, Sampling Collection Dates/Times, and Sampling Location. Results relate to the accuracy of this information provided, and as the samples are received.

Abbreviations and Definitions

MDL	Method Detection Limit.
ND	Not detected at the Reporting Limit (or MDL where applicable).
RDL	Reported Detection Limit.
Rec.	Recovery.
RPD	Relative Percent Difference.
SDG	Sample Delivery Group.
(S)	Surrogate (Surrogate Standard) - Analytes added to every blank, sample, Laboratory Control Sample/Duplicate and Matrix Spike/Duplicate; used to evaluate analytical efficiency by measuring recovery. Surrogates are not expected to be detected in all environmental media.
U	Not detected at the Reporting Limit (or MDL where applicable).
Analyte	The name of the particular compound or analysis performed. Some Analyses and Methods will have multiple analytes reported.
Dilution	If the sample matrix contains an interfering material, the sample preparation volume or weight values differ from the standard, or if concentrations of analytes in the sample are higher than the highest limit of concentration that the laboratory can accurately report, the sample may be diluted for analysis. If a value different than 1 is used in this field, the result reported has already been corrected for this factor.
Limits	These are the target % recovery ranges or % difference value that the laboratory has historically determined as normal for the method and analyte being reported. Successful QC Sample analysis will target all analytes recovered or duplicated within these ranges.
Original Sample	The non-spiked sample in the prep batch used to determine the Relative Percent Difference (RPD) from a quality control sample. The Original Sample may not be included within the reported SDG.
Qualifier	This column provides a letter and/or number designation that corresponds to additional information concerning the result reported. If a Qualifier is present, a definition per Qualifier is provided within the Glossary and Definitions page and potentially a discussion of possible implications of the Qualifier in the Case Narrative if applicable.
Result	The actual analytical final result (corrected for any sample specific characteristics) reported for your sample. If there was no measurable result returned for a specific analyte, the result in this column may state "ND" (Not Detected) or "BDL" (Below Detectable Levels). The information in the results column should always be accompanied by either an MDL (Method Detection Limit) or RDL (Reporting Detection Limit) that defines the lowest value that the laboratory could detect or report for this analyte.
Uncertainty (Radiochemistry)	Confidence level of 2 sigma.
Case Narrative (Cn)	A brief discussion about the included sample results, including a discussion of any non-conformances to protocol observed either at sample receipt by the laboratory from the field or during the analytical process. If present, there will be a section in the Case Narrative to discuss the meaning of any data qualifiers used in the report.
Quality Control Summary (Qc)	This section of the report includes the results of the laboratory quality control analyses required by procedure or analytical methods to assist in evaluating the validity of the results reported for your samples. These analyses are not being performed on your samples typically, but on laboratory generated material.
Sample Chain of Custody (Sc)	This is the document created in the field when your samples were initially collected. This is used to verify the time and date of collection, the person collecting the samples, and the analyses that the laboratory is requested to perform. This chain of custody also documents all persons (excluding commercial shippers) that have had control or possession of the samples from the time of collection until delivery to the laboratory for analysis.
Sample Results (Sr)	This section of your report will provide the results of all testing performed on your samples. These results are provided by sample ID and are separated by the analyses performed on each sample. The header line of each analysis section for each sample will provide the name and method number for the analysis reported.
Sample Summary (Ss)	This section of the Analytical Report defines the specific analyses performed for each sample ID, including the dates and times of preparation and/or analysis.

- 1 Cp
- 2 Tc
- 3 Ss
- 4 Cn
- 5 Sr
- 6 Qc
- 7 Gl
- 8 Al
- 9 Sc

Qualifier Description

J	The identification of the analyte is acceptable; the reported value is an estimate.
---	---



Pace National is the only environmental laboratory accredited/certified to support your work nationwide from one location. One phone call, one point of contact, one laboratory. No other lab is as accessible or prepared to handle your needs throughout the country. Our capacity and capability from our single location laboratory is comparable to the collective totals of the network laboratories in our industry. The most significant benefit to our one location design is the design of our laboratory campus. The model is conducive to accelerated productivity, decreasing turn-around time, and preventing cross contamination, thus protecting sample integrity. Our focus on premium quality and prompt service allows us to be YOUR LAB OF CHOICE.

* Not all certifications held by the laboratory are applicable to the results reported in the attached report.
 * Accreditation is only applicable to the test methods specified on each scope of accreditation held by Pace National.

State Accreditations

Alabama	40660	Nebraska	NE-OS-15-05
Alaska	17-026	Nevada	TN-03-2002-34
Arizona	AZ0612	New Hampshire	2975
Arkansas	88-0469	New Jersey-NELAP	TN002
California	2932	New Mexico ¹	n/a
Colorado	TN00003	New York	11742
Connecticut	PH-0197	North Carolina	Env375
Florida	E87487	North Carolina ¹	DW21704
Georgia	NELAP	North Carolina ³	41
Georgia ¹	923	North Dakota	R-140
Idaho	TN00003	Ohio-VAP	CL0069
Illinois	200008	Oklahoma	9915
Indiana	C-TN-01	Oregon	TN200002
Iowa	364	Pennsylvania	68-02979
Kansas	E-10277	Rhode Island	LA000356
Kentucky ^{1,6}	90010	South Carolina	84004
Kentucky ²	16	South Dakota	n/a
Louisiana	AI30792	Tennessee ^{1,4}	2006
Louisiana ¹	LA180010	Texas	T104704245-18-15
Maine	TN0002	Texas ⁵	LAB0152
Maryland	324	Utah	TN00003
Massachusetts	M-TN003	Vermont	VT2006
Michigan	9958	Virginia	460132
Minnesota	047-999-395	Washington	C847
Mississippi	TN00003	West Virginia	233
Missouri	340	Wisconsin	9980939910
Montana	CERT0086	Wyoming	A2LA

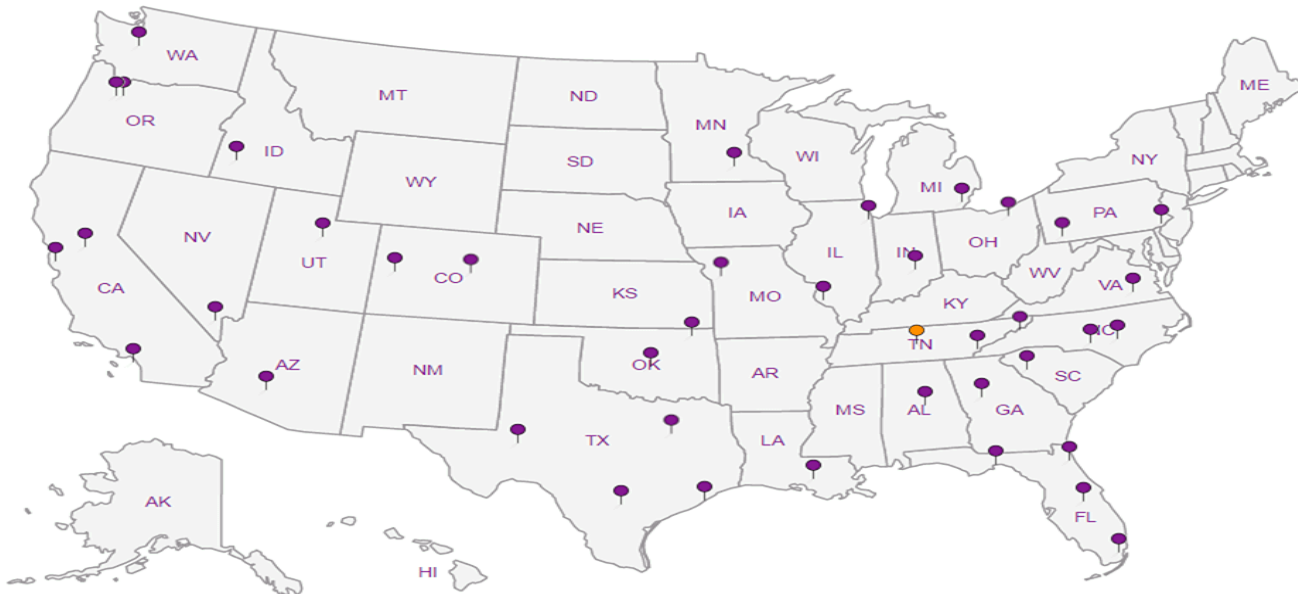
Third Party Federal Accreditations

A2LA – ISO 17025	1461.01	AIHA-LAP,LLC EMLAP	100789
A2LA – ISO 17025 ⁵	1461.02	DOD	1461.01
Canada	1461.01	USDA	P330-15-00234
EPA-Crypto	TN00003		

¹ Drinking Water ² Underground Storage Tanks ³ Aquatic Toxicity ⁴ Chemical/Microbiological ⁵ Mold ⁶ Wastewater n/a Accreditation not applicable

Our Locations

Pace National has sixty-four client support centers that provide sample pickup and/or the delivery of sampling supplies. If you would like assistance from one of our support offices, please contact our main office. Pace National performs all testing at our central laboratory.



1 Cp

2 Tc

3 Ss

4 Cn

5 Sr

6 Qc

7 Gl

8 Al

9 Sc



16 August 2019

Chris Kramer
SLR International Corporation
22118 20th Avenue SE G202
Bothell, WA 98021

RE: Former E.A, Nord

Please find enclosed sample receipt documentation and analytical results for samples from the project referenced above.

Sample analyses were performed according to ARI's Quality Assurance Plan and any provided project specific Quality Assurance Plan. Each analytical section of this report has been approved and reviewed by an analytical peer, the appropriate Laboratory Supervisor or qualified substitute, and a technical reviewer.

Should you have any questions or problems, please feel free to contact us at your convenience.

Associated Work Order(s)
19H0042

Associated SDG ID(s)
N/A

I certify that this data package is in compliance with the terms and conditions of the contract, both technically and for completeness, for other than the conditions detailed in the enclose Narrative. ARI, an accredited laboratory, certifies that the report results for which ARI is accredited meets all the requirements of the accrediting body. A list of certified analyses, accreditations, and expiration dates is included in this report.

Release of the data contained in this hardcopy data package has been authorized by the Laboratory Manager or his/her designee, as verified by the following signature.

Analytical Resources, Inc.

The results in this report apply to the samples analyzed in accordance with the chain of custody document. This analytical report must be reproduced in its entirety.





SLR International Corporation
22118 20th Avenue SE G202
Bothell WA, 98021

Project: Former E.A, Nord
Project Number: Former E.A, Nord
Project Manager: Chris Kramer

Reported:
16-Aug-2019 15:57

ANALYTICAL REPORT FOR SAMPLES

Sample ID	Laboratory ID	Matrix	Date Sampled	Date Received
MW-1-0719	19H0042-01	Water	31-Jul-2019 15:45	02-Aug-2019 11:30
MW-2-0719	19H0042-02	Water	30-Jul-2019 17:21	02-Aug-2019 11:30
MW-3-0719	19H0042-03	Water	31-Jul-2019 15:08	02-Aug-2019 11:30
MW-4-0719	19H0042-04	Water	30-Jul-2019 14:42	02-Aug-2019 11:30
MW-6-0719	19H0042-05	Water	31-Jul-2019 09:08	02-Aug-2019 11:30
MW-7-0719	19H0042-06	Water	30-Jul-2019 13:26	02-Aug-2019 11:30
MW-9A-0719	19H0042-07	Water	31-Jul-2019 13:02	02-Aug-2019 11:30
MW-9B-0719	19H0042-08	Water	31-Jul-2019 12:38	02-Aug-2019 11:30
MW-11A-0719	19H0042-09	Water	30-Jul-2019 16:35	02-Aug-2019 11:30
MW-13-0719	19H0042-10	Water	01-Aug-2019 10:11	02-Aug-2019 11:30
MW-15-0719	19H0042-11	Water	31-Jul-2019 10:51	02-Aug-2019 11:30



SLR International Corporation
22118 20th Avenue SE G202
Bothell WA, 98021

Project: Former E.A, Nord
Project Number: Former E.A, Nord
Project Manager: Chris Kramer

Reported:
16-Aug-2019 15:57

Work Order Case Narrative

Polynuclear Aromatic Hydrocarbons (PAH) - EPA Method SW8270D-SIM

The sample(s) were extracted and analyzed within the recommended holding times.

Initial and continuing calibrations were within method requirements.

Internal standard areas were within limits.

The surrogate percent recoveries were within control limits with the exception of fluoranthene-d10 which is out of control high in association with sample 19H0042-10. The sample was re-analyzed with surrogate recovery in control.

The method blank(s) were clean at the reporting limits.

The LCS percent recoveries were within control limits.



WORK ORDER

19H0042

Client: SLR International Corporation

Project Manager: Kelly Bottem

Project: Former E.A, Nord

Project Number: Former E.A, Nord

Report To:

SLR International Corporation
Chris Kramer
22118 20th Avenue SE G202
Bothell, WA 98021
Phone: (503) 905-3205
Fax: -

Invoice To:

SLR International Corporation
Chris Kramer
22118 20th Avenue SE G202
Bothell, WA 98021
Phone : (503) 905-3205
Fax: -

Date Due: 16-Aug-2019 18:00 (10 day TAT)

Received By: Kenny Dang

Date Received: 02-Aug-2019 11:30

Logged In By: Jacob Walter

Date Logged In: 02-Aug-2019 14:49

Samples Received at: 2.9°C

Intact, properly signed and dated custody seals attached to outside of cooler(s).....No	Custody papers included with the cooler.....	Yes
Custody papers properly filled out (in, signed, analyses requested, etc).....Yes	Was a temperature blank included in the cooler.....	No
Was sufficient ice used (if appropriate).....Yes	All bottles sealed in individual plastic bags.....	Yes
All bottles arrived in good condition (unbroken).....Yes	All bottle labels complete and legible.....	Yes
Number of containers listed on COC match number received.....Yes	Bottle labels and tags agree with COC.....	Yes
Correct bottles used for the requested analyses.....Yes	All VOC vials free of air bubbles.....	No
Analyses/bottles require preservation (attach preservation sheet excluding VOC).No	Sufficient amount of sample sent in each bottle.....	Yes
Sample split at ARI.....No		

Analysis	Due	TAT	Expires	Comments
----------	-----	-----	---------	----------



WORK ORDER

19H0042

Client: SLR International Corporation
Project: Former E.A, Nord

Project Manager: Kelly Bottem
Project Number: Former E.A, Nord

Analysis	Due	TAT	Expires	Comments
19H0042-01 MW-1-0719 [Water] Sampled 31-Jul-2019 15:45 (GMT-08:00) Pacific Time (US & Canada)				
<i>A = Glass NM, Amber, 1000 mL B = Glass NM, Amber, 1000 mL</i>				
8270D-SIM PAH Low (0.01 ug/L - 0.5 ug/L)	16-Aug-2019 15:00	10	07-Aug-2019 15:45	cPAH Version
19H0042-02 MW-2-0719 [Water] Sampled 30-Jul-2019 17:21 (GMT-08:00) Pacific Time (US & Canada)				
<i>A = Glass NM, Amber, 1000 mL B = Glass NM, Amber, 1000 mL</i>				
8270D-SIM PAH Low (0.01 ug/L - 0.5 ug/L)	16-Aug-2019 15:00	10	06-Aug-2019 17:21	cPAH Version
19H0042-03 MW-3-0719 [Water] Sampled 31-Jul-2019 15:08 (GMT-08:00) Pacific Time (US & Canada)				
<i>A = Glass NM, Amber, 1000 mL B = Glass NM, Amber, 1000 mL</i>				
8270D-SIM PAH Low (0.01 ug/L - 0.5 ug/L)	16-Aug-2019 15:00	10	07-Aug-2019 15:08	cPAH Version
19H0042-04 MW-4-0719 [Water] Sampled 30-Jul-2019 14:42 (GMT-08:00) Pacific Time (US & Canada)				
<i>A = Glass NM, Amber, 1000 mL B = Glass NM, Amber, 1000 mL</i>				
8270D-SIM PAH Low (0.01 ug/L - 0.5 ug/L)	16-Aug-2019 15:00	10	06-Aug-2019 14:42	cPAH Version
19H0042-05 MW-6-0719 [Water] Sampled 31-Jul-2019 09:08 (GMT-08:00) Pacific Time (US & Canada)				
<i>A = Glass NM, Amber, 1000 mL B = Glass NM, Amber, 1000 mL</i>				
8270D-SIM PAH Low (0.01 ug/L - 0.5 ug/L)	16-Aug-2019 15:00	10	07-Aug-2019 09:08	cPAH Version
19H0042-06 MW-7-0719 [Water] Sampled 30-Jul-2019 13:26 (GMT-08:00) Pacific Time (US & Canada)				
<i>A = Glass NM, Amber, 1000 mL B = Glass NM, Amber, 1000 mL</i>				
8270D-SIM PAH Low (0.01 ug/L - 0.5 ug/L)	16-Aug-2019 15:00	10	06-Aug-2019 13:26	cPAH Version
19H0042-07 MW-9A-0719 [Water] Sampled 31-Jul-2019 13:02 (GMT-08:00) Pacific Time (US & Canada)				
<i>A = Glass NM, Amber, 1000 mL B = Glass NM, Amber, 1000 mL</i>				
8270D-SIM PAH Low (0.01 ug/L - 0.5 ug/L)	16-Aug-2019 15:00	10	07-Aug-2019 13:02	cPAH Version
19H0042-08 MW-9B-0719 [Water] Sampled 31-Jul-2019 12:38 (GMT-08:00) Pacific Time (US & Canada)				
<i>A = Glass NM, Amber, 1000 mL B = Glass NM, Amber, 1000 mL</i>				
8270D-SIM PAH Low (0.01 ug/L - 0.5 ug/L)	16-Aug-2019 15:00	10	07-Aug-2019 12:38	cPAH Version
19H0042-09 MW-11A-0719 [Water] Sampled 30-Jul-2019 16:35 (GMT-08:00) Pacific Time (US & Canada)				
<i>A = Glass NM, Amber, 1000 mL B = Glass NM, Amber, 1000 mL</i>				
8270D-SIM PAH Low (0.01 ug/L - 0.5 ug/L)	16-Aug-2019 15:00	10	06-Aug-2019 16:35	cPAH Version



WORK ORDER

19H0042

Client: SLR International Corporation

Project Manager: Kelly Bottem

Project: Former E.A, Nord

Project Number: Former E.A, Nord

Analysis	Due	TAT	Expires	Comments
19H0042-10 MW-13-0719 [Water] Sampled 01-Aug-2019 10:11 (GMT-08:00) Pacific Time (US & Canada)				
<i>A = Glass NM, Amber, 1000 mL B = Glass NM, Amber, 1000 mL</i>				
8270D-SIM PAH Low (0.01 ug/L - 0.5 ug/L)	16-Aug-2019 15:00	10	08-Aug-2019 10:11	cPAH Version
19H0042-11 MW-15-0719 [Water] Sampled 31-Jul-2019 10:51 (GMT-08:00) Pacific Time (US & Canada)				
<i>A = Glass NM, Amber, 1000 mL B = Glass NM, Amber, 1000 mL</i>				
8270D-SIM PAH Low (0.01 ug/L - 0.5 ug/L)	16-Aug-2019 15:00	10	07-Aug-2019 10:51	cPAH Version

Reviewed By _____

Date _____



SLR International Corporation
22118 20th Avenue SE G202
Bothell WA, 98021

Project: Former E.A, Nord
Project Number: Former E.A, Nord
Project Manager: Chris Kramer

Reported:
16-Aug-2019 15:57

MW-1-0719
19H0042-01 (Water)

Semivolatile Organic Compounds - SIM

Method: EPA 8270D-SIM Sampled: 07/31/2019 15:45
Instrument: NT11 Analyst: VTS Analyzed: 08/13/2019 14:02

Sample Preparation: Preparation Method: EPA 3510C SepF Extract ID: 19H0042-01 A 01
Preparation Batch: BHH0079 Sample Size: 500 mL
Prepared: 05-Aug-2019 Final Volume: 0.5 mL

Analyte	CAS Number	Dilution	Detection Limit	Reporting Limit	Result	Units	Notes
Benzo(a)anthracene	56-55-3	1	0.0008	0.010	0.019	ug/L	
Chrysene	218-01-9	1	0.0009	0.010	0.021	ug/L	
Benzo(b)fluoranthene	205-99-2	1	0.0005	0.010	0.019	ug/L	
Benzo(k)fluoranthene	207-08-9	1	0.003	0.010	0.019	ug/L	
Benzo(a)pyrene	50-32-8	1	0.002	0.010	0.017	ug/L	
Indeno(1,2,3-cd)pyrene	193-39-5	1	0.001	0.010	0.018	ug/L	
Dibenzo(a,h)anthracene	53-70-3	1	0.001	0.010	0.016	ug/L	
<i>Surrogate: 2-Methylnaphthalene-d10</i>					42-120 %	72.4	%
<i>Surrogate: Dibenzo[a,h]anthracene-d14</i>					29-120 %	78.7	%
<i>Surrogate: Fluoranthene-d10</i>					57-120 %	87.9	%



SLR International Corporation
22118 20th Avenue SE G202
Bothell WA, 98021

Project: Former E.A, Nord
Project Number: Former E.A, Nord
Project Manager: Chris Kramer

Reported:
16-Aug-2019 15:57

MW-2-0719
19H0042-02 (Water)

Semivolatile Organic Compounds - SIM

Method: EPA 8270D-SIM Sampled: 07/30/2019 17:21
Instrument: NT11 Analyst: VTS Analyzed: 08/13/2019 14:32

Sample Preparation: Preparation Method: EPA 3510C SepF Extract ID: 19H0042-02 A 01
Preparation Batch: BHH0079 Sample Size: 500 mL
Prepared: 05-Aug-2019 Final Volume: 0.5 mL

Analyte	CAS Number	Dilution	Detection Limit	Reporting Limit	Result	Units	Notes
Benzo(a)anthracene	56-55-3	1	0.0008	0.010	ND	ug/L	U
Chrysene	218-01-9	1	0.0009	0.010	0.001	ug/L	J
Benzo(b)fluoranthene	205-99-2	1	0.0005	0.010	0.0008	ug/L	J
Benzo(k)fluoranthene	207-08-9	1	0.003	0.010	ND	ug/L	U
Benzo(a)pyrene	50-32-8	1	0.002	0.010	ND	ug/L	U
Indeno(1,2,3-cd)pyrene	193-39-5	1	0.001	0.010	ND	ug/L	U
Dibenzo(a,h)anthracene	53-70-3	1	0.001	0.010	ND	ug/L	U
<i>Surrogate: 2-Methylnaphthalene-d10</i>					<i>42-120 %</i>	<i>76.7 %</i>	
<i>Surrogate: Dibenzo[a,h]anthracene-d14</i>					<i>29-120 %</i>	<i>77.7 %</i>	
<i>Surrogate: Fluoranthene-d10</i>					<i>57-120 %</i>	<i>84.8 %</i>	



SLR International Corporation
22118 20th Avenue SE G202
Bothell WA, 98021

Project: Former E.A, Nord
Project Number: Former E.A, Nord
Project Manager: Chris Kramer

Reported:
16-Aug-2019 15:57

MW-3-0719
19H0042-03 (Water)

Semivolatile Organic Compounds - SIM

Method: EPA 8270D-SIM Sampled: 07/31/2019 15:08
Instrument: NT11 Analyst: VTS Analyzed: 08/13/2019 15:02

Sample Preparation: Preparation Method: EPA 3510C SepF Extract ID: 19H0042-03 A 01
Preparation Batch: BHH0079 Sample Size: 500 mL
Prepared: 05-Aug-2019 Final Volume: 0.5 mL

Analyte	CAS Number	Dilution	Detection Limit	Reporting Limit	Result	Units	Notes
Benzo(a)anthracene	56-55-3	1	0.0008	0.010	0.002	ug/L	J
Chrysene	218-01-9	1	0.0009	0.010	0.004	ug/L	J
Benzo(b)fluoranthene	205-99-2	1	0.0005	0.010	0.003	ug/L	J
Benzo(k)fluoranthene	207-08-9	1	0.003	0.010	ND	ug/L	U
Benzo(a)pyrene	50-32-8	1	0.002	0.010	0.003	ug/L	J
Indeno(1,2,3-cd)pyrene	193-39-5	1	0.001	0.010	0.002	ug/L	J
Dibenzo(a,h)anthracene	53-70-3	1	0.001	0.010	ND	ug/L	U
<i>Surrogate: 2-Methylnaphthalene-d10</i>					<i>42-120 %</i>	<i>75.8 %</i>	
<i>Surrogate: Dibenzo[a,h]anthracene-d14</i>					<i>29-120 %</i>	<i>73.3 %</i>	
<i>Surrogate: Fluoranthene-d10</i>					<i>57-120 %</i>	<i>94.9 %</i>	



SLR International Corporation
22118 20th Avenue SE G202
Bothell WA, 98021

Project: Former E.A, Nord
Project Number: Former E.A, Nord
Project Manager: Chris Kramer

Reported:
16-Aug-2019 15:57

MW-4-0719
19H0042-04 (Water)

Semivolatile Organic Compounds - SIM

Method: EPA 8270D-SIM Sampled: 07/30/2019 14:42
Instrument: NT11 Analyst: VTS Analyzed: 08/13/2019 15:33

Sample Preparation: Preparation Method: EPA 3510C SepF Extract ID: 19H0042-04 A 01
Preparation Batch: BHH0079 Sample Size: 500 mL
Prepared: 05-Aug-2019 Final Volume: 0.5 mL

Analyte	CAS Number	Dilution	Detection Limit	Reporting Limit	Result	Units	Notes
Benzo(a)anthracene	56-55-3	1	0.0008	0.010	0.001	ug/L	J
Chrysene	218-01-9	1	0.0009	0.010	0.002	ug/L	J
Benzo(b)fluoranthene	205-99-2	1	0.0005	0.010	0.001	ug/L	J
Benzo(k)fluoranthene	207-08-9	1	0.003	0.010	ND	ug/L	U
Benzo(a)pyrene	50-32-8	1	0.002	0.010	ND	ug/L	U
Indeno(1,2,3-cd)pyrene	193-39-5	1	0.001	0.010	ND	ug/L	U
Dibenzo(a,h)anthracene	53-70-3	1	0.001	0.010	ND	ug/L	U
<i>Surrogate: 2-Methylnaphthalene-d10</i>					<i>42-120 %</i>	<i>73.6 %</i>	
<i>Surrogate: Dibenzo[a,h]anthracene-d14</i>					<i>29-120 %</i>	<i>68.7 %</i>	
<i>Surrogate: Fluoranthene-d10</i>					<i>57-120 %</i>	<i>84.2 %</i>	



SLR International Corporation
22118 20th Avenue SE G202
Bothell WA, 98021

Project: Former E.A, Nord
Project Number: Former E.A, Nord
Project Manager: Chris Kramer

Reported:
16-Aug-2019 15:57

MW-6-0719
19H0042-05 (Water)

Semivolatile Organic Compounds - SIM

Method: EPA 8270D-SIM Sampled: 07/31/2019 09:08
Instrument: NT11 Analyst: VTS Analyzed: 08/13/2019 16:03

Sample Preparation: Preparation Method: EPA 3510C SepF Extract ID: 19H0042-05 A 01
Preparation Batch: BHH0079 Sample Size: 500 mL
Prepared: 05-Aug-2019 Final Volume: 0.5 mL

Analyte	CAS Number	Dilution	Detection Limit	Reporting Limit	Result	Units	Notes
Benzo(a)anthracene	56-55-3	1	0.0008	0.010	0.005	ug/L	J
Chrysene	218-01-9	1	0.0009	0.010	0.006	ug/L	J
Benzo(b)fluoranthene	205-99-2	1	0.0005	0.010	0.006	ug/L	J
Benzo(k)fluoranthene	207-08-9	1	0.003	0.010	0.005	ug/L	J
Benzo(a)pyrene	50-32-8	1	0.002	0.010	0.005	ug/L	J
Indeno(1,2,3-cd)pyrene	193-39-5	1	0.001	0.010	0.005	ug/L	J
Dibenzo(a,h)anthracene	53-70-3	1	0.001	0.010	0.004	ug/L	J
<i>Surrogate: 2-Methylnaphthalene-d10</i>					42-120 %	73.5	%
<i>Surrogate: Dibenzo[a,h]anthracene-d14</i>					29-120 %	74.3	%
<i>Surrogate: Fluoranthene-d10</i>					57-120 %	85.7	%



SLR International Corporation
22118 20th Avenue SE G202
Bothell WA, 98021

Project: Former E.A, Nord
Project Number: Former E.A, Nord
Project Manager: Chris Kramer

Reported:
16-Aug-2019 15:57

MW-7-0719
19H0042-06 (Water)

Semivolatile Organic Compounds - SIM

Method: EPA 8270D-SIM Sampled: 07/30/2019 13:26
Instrument: NT11 Analyst: VTS Analyzed: 08/13/2019 16:33

Sample Preparation: Preparation Method: EPA 3510C SepF Extract ID: 19H0042-06 A 01
Preparation Batch: BHH0079 Sample Size: 500 mL
Prepared: 05-Aug-2019 Final Volume: 0.5 mL

Analyte	CAS Number	Dilution	Detection Limit	Reporting Limit	Result	Units	Notes
Benzo(a)anthracene	56-55-3	1	0.0008	0.010	0.001	ug/L	J
Chrysene	218-01-9	1	0.0009	0.010	0.002	ug/L	J
Benzo(b)fluoranthene	205-99-2	1	0.0005	0.010	0.001	ug/L	J
Benzo(k)fluoranthene	207-08-9	1	0.003	0.010	ND	ug/L	U
Benzo(a)pyrene	50-32-8	1	0.002	0.010	ND	ug/L	U
Indeno(1,2,3-cd)pyrene	193-39-5	1	0.001	0.010	ND	ug/L	U
Dibenzo(a,h)anthracene	53-70-3	1	0.001	0.010	ND	ug/L	U
<i>Surrogate: 2-Methylnaphthalene-d10</i>					<i>42-120 %</i>	<i>68.4 %</i>	
<i>Surrogate: Dibenzo[a,h]anthracene-d14</i>					<i>29-120 %</i>	<i>70.2 %</i>	
<i>Surrogate: Fluoranthene-d10</i>					<i>57-120 %</i>	<i>81.8 %</i>	



SLR International Corporation
22118 20th Avenue SE G202
Bothell WA, 98021

Project: Former E.A, Nord
Project Number: Former E.A, Nord
Project Manager: Chris Kramer

Reported:
16-Aug-2019 15:57

MW-9A-0719
19H0042-07 (Water)

Semivolatile Organic Compounds - SIM

Method: EPA 8270D-SIM Sampled: 07/31/2019 13:02
Instrument: NT11 Analyst: VTS Analyzed: 08/13/2019 17:03

Sample Preparation: Preparation Method: EPA 3510C SepF Extract ID: 19H0042-07 A 01
Preparation Batch: BHH0079 Sample Size: 500 mL
Prepared: 05-Aug-2019 Final Volume: 0.5 mL

Analyte	CAS Number	Dilution	Detection Limit	Reporting Limit	Result	Units	Notes
Benzo(a)anthracene	56-55-3	1	0.0008	0.010	0.014	ug/L	
Chrysene	218-01-9	1	0.0009	0.010	0.015	ug/L	
Benzo(b)fluoranthene	205-99-2	1	0.0005	0.010	0.004	ug/L	J
Benzo(k)fluoranthene	207-08-9	1	0.003	0.010	ND	ug/L	U
Benzo(a)pyrene	50-32-8	1	0.002	0.010	0.003	ug/L	J
Indeno(1,2,3-cd)pyrene	193-39-5	1	0.001	0.010	0.001	ug/L	J
Dibenzo(a,h)anthracene	53-70-3	1	0.001	0.010	ND	ug/L	U
<i>Surrogate: 2-Methylnaphthalene-d10</i>					<i>42-120 %</i>	<i>65.8 %</i>	
<i>Surrogate: Dibenzo[a,h]anthracene-d14</i>					<i>29-120 %</i>	<i>66.3 %</i>	
<i>Surrogate: Fluoranthene-d10</i>					<i>57-120 %</i>	<i>77.0 %</i>	



SLR International Corporation
22118 20th Avenue SE G202
Bothell WA, 98021

Project: Former E.A, Nord
Project Number: Former E.A, Nord
Project Manager: Chris Kramer

Reported:
16-Aug-2019 15:57

MW-9B-0719
19H0042-08 (Water)

Semivolatile Organic Compounds - SIM

Method: EPA 8270D-SIM Sampled: 07/31/2019 12:38
Instrument: NT11 Analyst: VTS Analyzed: 08/13/2019 17:33

Sample Preparation: Preparation Method: EPA 3510C SepF Extract ID: 19H0042-08 A 01
Preparation Batch: BHH0079 Sample Size: 500 mL
Prepared: 05-Aug-2019 Final Volume: 0.5 mL

Analyte	CAS Number	Dilution	Detection Limit	Reporting Limit	Result	Units	Notes
Benzo(a)anthracene	56-55-3	1	0.0008	0.010	0.024	ug/L	
Chrysene	218-01-9	1	0.0009	0.010	0.024	ug/L	
Benzo(b)fluoranthene	205-99-2	1	0.0005	0.010	0.015	ug/L	
Benzo(k)fluoranthene	207-08-9	1	0.003	0.010	0.009	ug/L	J
Benzo(a)pyrene	50-32-8	1	0.002	0.010	0.016	ug/L	
Indeno(1,2,3-cd)pyrene	193-39-5	1	0.001	0.010	0.007	ug/L	J
Dibenzo(a,h)anthracene	53-70-3	1	0.001	0.010	0.003	ug/L	J
<i>Surrogate: 2-Methylnaphthalene-d10</i>					<i>42-120 %</i>	<i>62.8 %</i>	
<i>Surrogate: Dibenzo[a,h]anthracene-d14</i>					<i>29-120 %</i>	<i>68.5 %</i>	
<i>Surrogate: Fluoranthene-d10</i>					<i>57-120 %</i>	<i>78.1 %</i>	



SLR International Corporation
22118 20th Avenue SE G202
Bothell WA, 98021

Project: Former E.A, Nord
Project Number: Former E.A, Nord
Project Manager: Chris Kramer

Reported:
16-Aug-2019 15:57

MW-11A-0719
19H0042-09 (Water)

Semivolatile Organic Compounds - SIM

Method: EPA 8270D-SIM Sampled: 07/30/2019 16:35
Instrument: NT11 Analyst: VTS Analyzed: 08/13/2019 18:04

Sample Preparation: Preparation Method: EPA 3510C SepF Extract ID: 19H0042-09 A 01
Preparation Batch: BHH0079 Sample Size: 500 mL
Prepared: 05-Aug-2019 Final Volume: 0.5 mL

Analyte	CAS Number	Dilution	Detection Limit	Reporting Limit	Result	Units	Notes
Benzo(a)anthracene	56-55-3	1	0.0008	0.010	0.004	ug/L	J
Chrysene	218-01-9	1	0.0009	0.010	0.005	ug/L	J
Benzo(b)fluoranthene	205-99-2	1	0.0005	0.010	0.005	ug/L	J
Benzo(k)fluoranthene	207-08-9	1	0.003	0.010	0.004	ug/L	J
Benzo(a)pyrene	50-32-8	1	0.002	0.010	0.004	ug/L	J
Indeno(1,2,3-cd)pyrene	193-39-5	1	0.001	0.010	0.004	ug/L	J
Dibenzo(a,h)anthracene	53-70-3	1	0.001	0.010	0.004	ug/L	J
<i>Surrogate: 2-Methylnaphthalene-d10</i>					<i>42-120 %</i>	<i>64.3 %</i>	
<i>Surrogate: Dibenzo[a,h]anthracene-d14</i>					<i>29-120 %</i>	<i>65.4 %</i>	
<i>Surrogate: Fluoranthene-d10</i>					<i>57-120 %</i>	<i>75.9 %</i>	



SLR International Corporation
22118 20th Avenue SE G202
Bothell WA, 98021

Project: Former E.A, Nord
Project Number: Former E.A, Nord
Project Manager: Chris Kramer

Reported:
16-Aug-2019 15:57

MW-13-0719
19H0042-10 (Water)

Semivolatile Organic Compounds - SIM

Method: EPA 8270D-SIM Sampled: 08/01/2019 10:11
Instrument: NT11 Analyst: VTS Analyzed: 08/13/2019 18:34

Sample Preparation: Preparation Method: EPA 3510C SepF Extract ID: 19H0042-10 A 01
Preparation Batch: BHH0079 Sample Size: 500 mL
Prepared: 05-Aug-2019 Final Volume: 0.5 mL

Analyte	CAS Number	Dilution	Detection Limit	Reporting Limit	Result	Units	Notes
Benzo(a)anthracene	56-55-3	1	0.0008	0.010	0.007	ug/L	J
Chrysene	218-01-9	1	0.0009	0.010	0.009	ug/L	J
Benzo(b)fluoranthene	205-99-2	1	0.0005	0.010	0.006	ug/L	J
Benzo(k)fluoranthene	207-08-9	1	0.003	0.010	0.006	ug/L	J
Benzo(a)pyrene	50-32-8	1	0.002	0.010	0.006	ug/L	J
Indeno(1,2,3-cd)pyrene	193-39-5	1	0.001	0.010	0.005	ug/L	J
Dibenzo(a,h)anthracene	53-70-3	1	0.001	0.010	0.005	ug/L	J
<i>Surrogate: 2-Methylnaphthalene-d10</i>					<i>42-120 %</i>	<i>114 %</i>	
<i>Surrogate: Dibenzo[a,h]anthracene-d14</i>					<i>29-120 %</i>	<i>109 %</i>	
<i>Surrogate: Fluoranthene-d10</i>					<i>57-120 %</i>	<i>137 %</i>	*



SLR International Corporation
22118 20th Avenue SE G202
Bothell WA, 98021

Project: Former E.A, Nord
Project Number: Former E.A, Nord
Project Manager: Chris Kramer

Reported:
16-Aug-2019 15:57

MW-13-0719
19H0042-10RE1 (Water)

Semivolatile Organic Compounds - SIM

Method: EPA 8270D-SIM

Sampled: 08/01/2019 10:11

Instrument: NT11 Analyst: VTS

Analyzed: 08/16/2019 09:30

Sample Preparation:

Preparation Method: EPA 3510C SepF

Extract ID: 19H0042-10RE1 A 01

Preparation Batch: BHH0079

Sample Size: 500 mL

Prepared: 05-Aug-2019

Final Volume: 0.5 mL

Analyte	CAS Number	Dilution	Detection Limit	Reporting Limit	Result	Units	Notes
Benzo(a)anthracene	56-55-3	1	0.0008	0.010	0.006	ug/L	J
Chrysene	218-01-9	1	0.0009	0.010	0.008	ug/L	J
Benzo(b)fluoranthene	205-99-2	1	0.0005	0.010	0.006	ug/L	J
Benzo(k)fluoranthene	207-08-9	1	0.003	0.010	0.006	ug/L	J
Benzo(a)pyrene	50-32-8	1	0.002	0.010	0.005	ug/L	J
Indeno(1,2,3-cd)pyrene	193-39-5	1	0.001	0.010	0.006	ug/L	J
Dibenzo(a,h)anthracene	53-70-3	1	0.001	0.010	0.006	ug/L	J
<i>Surrogate: 2-Methylnaphthalene-d10</i>					<i>42-120 %</i>	<i>69.7 %</i>	
<i>Surrogate: Dibenzo[a,h]anthracene-d14</i>					<i>29-120 %</i>	<i>76.2 %</i>	
<i>Surrogate: Fluoranthene-d10</i>					<i>57-120 %</i>	<i>90.1 %</i>	



SLR International Corporation
22118 20th Avenue SE G202
Bothell WA, 98021

Project: Former E.A, Nord
Project Number: Former E.A, Nord
Project Manager: Chris Kramer

Reported:
16-Aug-2019 15:57

MW-15-0719
19H0042-11 (Water)

Semivolatile Organic Compounds - SIM

Method: EPA 8270D-SIM Sampled: 07/31/2019 10:51
Instrument: NT11 Analyst: VTS Analyzed: 08/13/2019 19:04

Sample Preparation: Preparation Method: EPA 3510C SepF Extract ID: 19H0042-11 A 01
Preparation Batch: BHH0079 Sample Size: 500 mL
Prepared: 05-Aug-2019 Final Volume: 0.5 mL

Analyte	CAS Number	Dilution	Detection Limit	Reporting Limit	Result	Units	Notes
Benzo(a)anthracene	56-55-3	1	0.0008	0.010	ND	ug/L	U
Chrysene	218-01-9	1	0.0009	0.010	0.001	ug/L	J
Benzo(b)fluoranthene	205-99-2	1	0.0005	0.010	ND	ug/L	U
Benzo(k)fluoranthene	207-08-9	1	0.003	0.010	ND	ug/L	U
Benzo(a)pyrene	50-32-8	1	0.002	0.010	ND	ug/L	U
Indeno(1,2,3-cd)pyrene	193-39-5	1	0.001	0.010	ND	ug/L	U
Dibenzo(a,h)anthracene	53-70-3	1	0.001	0.010	ND	ug/L	U
<i>Surrogate: 2-Methylnaphthalene-d10</i>					<i>42-120 %</i>	<i>54.5 %</i>	
<i>Surrogate: Dibenzo[a,h]anthracene-d14</i>					<i>29-120 %</i>	<i>61.8 %</i>	
<i>Surrogate: Fluoranthene-d10</i>					<i>57-120 %</i>	<i>79.7 %</i>	



SLR International Corporation
22118 20th Avenue SE G202
Bothell WA, 98021

Project: Former E.A, Nord
Project Number: Former E.A, Nord
Project Manager: Chris Kramer

Reported:
16-Aug-2019 15:57

Semivolatile Organic Compounds - SIM - Quality Control

Batch BHH0079 - EPA 3510C SepF

Instrument: NT11 Analyst: VTS

QC Sample/Analyte	Result	Detection Limit	Reporting Limit	Units	Spike Level	Source Result	%REC	%REC Limits	RPD	RPD Limit	Notes
Blank (BHH0079-BLK1)											
						Prepared: 05-Aug-2019 Analyzed: 13-Aug-2019 12:02					
Benzo(a)anthracene	ND	0.0008	0.010	ug/L							U
Chrysene	ND	0.0009	0.010	ug/L							U
Benzo(b)fluoranthene	ND	0.0005	0.010	ug/L							U
Benzo(k)fluoranthene	ND	0.003	0.010	ug/L							U
Benzo(a)pyrene	ND	0.002	0.010	ug/L							U
Indeno(1,2,3-cd)pyrene	ND	0.001	0.010	ug/L							U
Dibenzo(a,h)anthracene	ND	0.001	0.010	ug/L							U
Surrogate: 2-Methylnaphthalene-d10	0.206			ug/L	0.300		68.6	42-120			
Surrogate: Dibenzo[a,h]anthracene-d14	0.166			ug/L	0.300		55.4	29-120			
Surrogate: Fluoranthene-d10	0.223			ug/L	0.300		74.3	57-120			
LCS (BHH0079-BS1)											
						Prepared: 05-Aug-2019 Analyzed: 13-Aug-2019 12:32					
Benzo(a)anthracene	0.234	0.0008	0.010	ug/L	0.300		78.2	42-120			
Chrysene	0.249	0.0009	0.010	ug/L	0.300		83.1	44-120			
Benzo(b)fluoranthene	0.234	0.0005	0.010	ug/L	0.300		78.1	44-120			
Benzo(k)fluoranthene	0.232	0.003	0.010	ug/L	0.300		77.2	50-120			
Benzo(a)pyrene	0.216	0.002	0.010	ug/L	0.300		71.9	35-120			
Indeno(1,2,3-cd)pyrene	0.237	0.001	0.010	ug/L	0.300		79.0	37-120			
Dibenzo(a,h)anthracene	0.217	0.001	0.010	ug/L	0.300		72.4	34-120			
Surrogate: 2-Methylnaphthalene-d10	0.237			ug/L	0.300		79.2	42-120			
Surrogate: Dibenzo[a,h]anthracene-d14	0.234			ug/L	0.300		78.1	29-120			
Surrogate: Fluoranthene-d10	0.261			ug/L	0.300		86.9	57-120			
LCS Dup (BHH0079-BSD1)											
						Prepared: 05-Aug-2019 Analyzed: 13-Aug-2019 13:02					
Benzo(a)anthracene	0.253	0.0008	0.010	ug/L	0.300		84.3	42-120	7.55	30	
Chrysene	0.271	0.0009	0.010	ug/L	0.300		90.3	44-120	8.34	30	
Benzo(b)fluoranthene	0.259	0.0005	0.010	ug/L	0.300		86.4	44-120	10.20	30	
Benzo(k)fluoranthene	0.249	0.003	0.010	ug/L	0.300		82.9	50-120	7.02	30	
Benzo(a)pyrene	0.250	0.002	0.010	ug/L	0.300		83.3	35-120	14.70	30	
Indeno(1,2,3-cd)pyrene	0.276	0.001	0.010	ug/L	0.300		92.1	37-120	15.30	30	
Dibenzo(a,h)anthracene	0.250	0.001	0.010	ug/L	0.300		83.5	34-120	14.20	30	
Surrogate: 2-Methylnaphthalene-d10	0.239			ug/L	0.300		79.7	42-120			
Surrogate: Dibenzo[a,h]anthracene-d14	0.246			ug/L	0.300		81.9	29-120			
Surrogate: Fluoranthene-d10	0.260			ug/L	0.300		86.7	57-120			



SLR International Corporation
22118 20th Avenue SE G202
Bothell WA, 98021

Project: Former E.A, Nord
Project Number: Former E.A, Nord
Project Manager: Chris Kramer

Reported:
16-Aug-2019 15:57

Certified Analyses included in this Report

Analyte	Certifications
EPA 8270D-SIM in Water	
Naphthalene	ADEC,DoD-ELAP,NELAP,CALAP,WADOE
2-Methylnaphthalene	ADEC,DoD-ELAP,NELAP,CALAP
1-Methylnaphthalene	ADEC,DoD-ELAP,NELAP,CALAP,WADOE
Biphenyl	NELAP
Acenaphthylene	ADEC,DoD-ELAP,NELAP,CALAP,WADOE
Acenaphthene	ADEC,DoD-ELAP,NELAP,CALAP,WADOE
Dibenzofuran	ADEC,DoD-ELAP,NELAP,CALAP
Fluorene	ADEC,DoD-ELAP,NELAP,CALAP,WADOE
Phenanthrene	ADEC,DoD-ELAP,NELAP,CALAP,WADOE
Anthracene	ADEC,DoD-ELAP,NELAP,CALAP,WADOE
Carbazole	NELAP
Fluoranthene	ADEC,DoD-ELAP,NELAP,CALAP,WADOE
Pyrene	ADEC,DoD-ELAP,NELAP,CALAP,WADOE
Benzo(a)anthracene	ADEC,DoD-ELAP,NELAP,CALAP,WADOE
Chrysene	ADEC,DoD-ELAP,NELAP,CALAP,WADOE
Benzo(b)fluoranthene	ADEC,DoD-ELAP,NELAP,CALAP,WADOE
Benzo(k)fluoranthene	ADEC,DoD-ELAP,NELAP,CALAP,WADOE
Benzo(j)fluoranthene	ADEC,DoD-ELAP,NELAP,WADOE
Benzo(e)pyrene	NELAP
Benzo(a)pyrene	ADEC,DoD-ELAP,NELAP,CALAP,WADOE
Perylene	ADEC,NELAP,CALAP
Indeno(1,2,3-cd)pyrene	ADEC,DoD-ELAP,NELAP,CALAP,WADOE
Dibenzo(a,h)anthracene	ADEC,DoD-ELAP,NELAP,CALAP,WADOE
Benzo(g,h,i)perylene	ADEC,DoD-ELAP,NELAP,CALAP,WADOE

Code	Description	Number	Expires
ADEC	Alaska Dept of Environmental Conservation	17-015	01/31/2021
CALAP	California Department of Public Health CAELAP	2748	06/30/2019
DoD-ELAP	DoD-Environmental Laboratory Accreditation Program	66169	01/01/2021
NELAP	ORELAP - Oregon Laboratory Accreditation Program	WA100006-012	05/12/2020
WADOE	WA Dept of Ecology	C558	06/30/2019
WA-DW	Ecology - Drinking Water	C558	06/30/2019



SLR International Corporation
22118 20th Avenue SE G202
Bothell WA, 98021

Project: Former E.A, Nord
Project Number: Former E.A, Nord
Project Manager: Chris Kramer

Reported:
16-Aug-2019 15:57

Notes and Definitions

- * Flagged value is not within established control limits.
- B This analyte was detected in the method blank.
- E The analyte concentration exceeds the upper limit of the calibration range of the instrument established by the initial calibration (ICAL)
- J Estimated concentration value detected below the reporting limit.
- U This analyte is not detected above the reporting limit (RL) or if noted, not detected above the limit of detection (LOD).
- DET Analyte DETECTED
- ND Analyte NOT DETECTED at or above the reporting limit
- NR Not Reported
- dry Sample results reported on a dry weight basis
- RPD Relative Percent Difference
- [2C] Indicates this result was quantified on the second column on a dual column analysis.



FINAL LAB REPORT

Prepared by

SGS NORTH AMERICA

Prepared for

This report is approved by

This document is issued by the Company under its General Conditions of Service accessible at http://www.sgs.com/en/terms_and_conditions.htm. Attention is drawn to the limitation of liability, indemnification and jurisdiction issues defined therein.

SGS remains committed to serving you in the most effective manner. Should you have any questions or need additional information and technical support, please do not hesitate to contact us.

The management and staff of SGS welcomes customer feedback, both positive and negative, as we continually improve our services. Please visit our web site at www.sgs.com/ultratrace and click on the 'Email Us' link or go to our survey [here](#). Thank you for choosing SGS.

Any holder of this document is advised that it is a final submission and supersedes and voids all prior reports with the same report or identification number. The information contained hereon reflects the Company's findings at the time of its intervention only and within the limits of Client's instructions, if any. The Company's sole responsibility in conducting the work herein is to its Client and does not exonerate parties to a transaction from exercising all of their rights and obligations under such applicable transaction documents. This report may be reproduced in full only. The Company expressly disclaims any and all liability for the Client's use of or reliance upon the data contained herein. Any alteration, forgery or falsification of the content or appearance of this document which is not expressly authorized by the Company is unlawful and offenders may be prosecuted to the fullest extent of the law. Results reported relate only to the items tested.



PROJECT INFORMATION SUMMARY *(When applicable, see QC Annotations for details)*

Client Project
SGS Project #
Analytical Protocol(s)
No. Samples Submitted
Additional QC Sample(s)
No. Laboratory Method Blanks
No. OPRs / Batch CS3
Date Received
Condition Received
Temperature upon Receipt (°C)
Extraction within Holding Time
Analysis within Holding Time



QC ANNOTATIONS:

1. Please see Appendices attached for data qualifier/attribute and lab identifier descriptions which may be contained in the project.

APPENDIX A: GENERAL DATA QUALIFIERS / DATA ATTRIBUTES

B	The analyte was found in the method blank, at a concentration that was at least 10% of the concentration in the sample.
C	Two or more congeners co-elute. In EDDs, C denotes the lowest IUPAC congener in a co-elution group and additional co-eluters for the group are shown with the number of the lowest IUPAC co-eluter.
E	The reported concentration exceeds the calibration range (upper point of the calibration curve) and is an estimated value.
EMPC	Represents an Estimated Maximum Possible Concentration. EMPCs arise in cases where the signal/noise ratio is not sufficient for peak identification (the determined ion-abundance ratio is outside the allowed theoretical range), or where there is a co-eluting interference.
H/h	If the standard recovery is below the method or SOP specified value "H" is assigned. If the obtained value is less than half the specified value "h" is assigned.
J	Indicates that an analyte has a concentration below the reporting limit (lowest point of the calibration curve) and is an estimated value.
ND	Indicates a non-detect.
NR or R	Indicates a value that is not reportable.
PR	Due to interference, the associated congener is poorly resolved.
QI	Indicates the presence of a quantitative interference.
SI	Denotes "Single Ion Mode" and is utilized for PCBs where the secondary ion trace has a significantly elevated noise level due to background PFK. Responses for such peaks are calculated using an EMPC approach based solely on the primary ion area(s) and may be considered estimates.
U	The analyte was not detected. The estimated detection limit (EDL) may be reported for this analyte.
V	The labeled standard recovery was found to be outside of the method control limits.



APPENDIX B: DRBC/TMDL SPECIFIC DATA QUALIFIERS / DATA ATTRIBUTES

J	The reported result is an estimate. The value is less than the minimum calibration level but greater than the estimated detection limit (EDL).
U	The analyte was not detected in the sample at the estimated detection limit (EDL).
E	The reported concentration is an estimate. The value exceeds the upper calibration range (upper point of the calibration curve).
D	Dilution Data. Result was obtained from the analysis of a dilution.
B	Analyte found in the sample and associated method blank.
C	Co-eluting congener
Cxx	Co-elutes with the indicated congener, data is reported under the lowest IUPAC congener. 'Xx' denotes the IUPAC number with the lowest numerical designated congener.
NR	Analyte is not reportable because of problems in sample preparation or analysis.
V	Labeled standard recovery is not within method control limits.
X	Results from re-injection/repeat/second-column analysis.
EMPC	Estimated maximum possible concentration. Indicates that a peak is identified but did not meet the method specified ion-abundance ratio.

APPENDIX C: LAB IDENTIFIERS

AR	Indicates use of the archived portion of the sample extract.
CU	Indicates a sample that required additional clean-up prior to MS injection/processing.
D	Indicates a dilution of the sample extract. The number that follows the "D" indicates the dilution factor.
DE	Indicates a dilution performed with the addition of ES (extraction standard) solution.
DUP	Designation for a duplicate sample.
MS	Designation for a matrix spike.
MSD	Designation for a matrix spike duplicate.
RJ	Indicates a reinjection of the sample extract.
S	Indicates a sample split. The number that follows the "S" indicates the split factor.



SGS CERTIFICATIONS


Alaska	17-012
Arkansas	18-042-0
California (ELAP)	ELAP Cert #2914
CLIA	34D1013708
Connecticut	PH-0258
USDA Soil Permit	P330-17-00055
American Association for Laboratory Accreditation (A2LA)	2726.01 (ISO 17025:2005, 2009 TNI, DoD ELAP QSM 5.1)
Florida DOH	E87634
Louisiana DEQ	4115
Louisiana DOH	LA031
Maine	2018018
Massachusetts	M-NC919
Minnesota (Primary NELAP For Method 23)	1535636
Mississippi	Reciprocity
Montana	0106
New Hampshire	208318 & 208518
New Jersey	NC100
New York	11685
North Carolina DEQ	481
North Dakota	R-197
Oregon	NC200002
Pennsylvania	68-03675
South Carolina	99029002
Texas	T104704260
US Coast Guard	16714/159.317/SGS
Vermont	VT-87634
Virginia	10101
Washington	C913
West Virginia	293

Rev. 06-Mar-2019

Sample ID: MW-1-0719

Method 1613B

Client Data		Sample Data		Laboratory Data			
Name:	SLR International Corp	Matrix:	Aqueous	Lab Project ID:	B3549	Date Received:	02-Aug-2019
Project ID:	Nord Door	Weight/Volume:	0.94 L	Lab Sample ID:	B3549_16902_DF_001	Date Extracted:	14-Aug-2019
Date Collected:	31-Jul-2019	pH:	6	QC Batch No.:	16902	Date Analyzed:	21-Aug-2019
		Split:	-	Dilution:	-	Time Analyzed:	15:44:26

Analyte	Conc. (pg/L)	DL (pg/L)	EMPC (pg/L)	Qualifiers	Standard	ES Recoveries	Qualifiers
2378-TCDD	ND	3.68			ES 2378-TCDD	85.4	
12378-PeCDD	ND	3.38			ES 12378-PeCDD	91.8	
123478-HxCDD	ND	4.92			ES 123478-HxCDD	81.9	
123678-HxCDD	ND	5.22			ES 123678-HxCDD	80.1	
123789-HxCDD	ND	5.16			ES 123789-HxCDD	77.9	
1234678-HpCDD	ND	6.57			ES 1234678-HpCDD	84.2	
OCDD	38.7			J B	ES OCDD	86.9	
2378-TCDF	ND	2.68			ES 2378-TCDF	82.2	
12378-PeCDF	ND	2.77			ES 12378-PeCDF	92.6	
23478-PeCDF	ND	2.82			ES 23478-PeCDF	88.3	
123478-HxCDF	ND	4.96			ES 123478-HxCDF	78.3	
123678-HxCDF	ND	4.95			ES 123678-HxCDF	77.5	
234678-HxCDF	ND	5.08			ES 234678-HxCDF	71.3	
123789-HxCDF	ND	5.3			ES 123789-HxCDF	78.3	
1234678-HpCDF	ND	7.48			ES 1234678-HpCDF	78.6	
1234789-HpCDF	ND	7.72			ES 1234789-HpCDF	82.7	
OCDF	EMPC		4.38	J B	ES OCDF	89.5	
Totals					Standard	CS Recoveries	
Total TCDD	ND	3.68	ND		CS 37Cl-2378-TCDD	92.9	
Total PeCDD	ND	3.38	ND		CS 12347-PeCDD	102	
Total HxCDD	ND	5.09	ND		CS 12346-PeCDF	95.7	
Total HpCDD	ND	6.57	ND		CS 123469-HxCDF	78.7	
					CS 1234689-HpCDF	83.2	
Total TCDF	ND	2.68	ND				
Total PeCDF	ND	2.79	ND				
Total HxCDF	ND	5.06	ND				
Total HpCDF	ND	7.6	ND				
Total PCDD/Fs	38.7		43.1				
WHO-2005 TEQs							
TEQ: ND=0	0.0116		0.0129		 5500 Business Drive Wilmington, NC 28405, USA www.us.sgs.com Tel: +1 910 794-1613; Toll-Free 866 846-8290		
TEQ: ND=DL/2	6.03	6.02	6.03				
TEQ: ND=DL	12	12	12.1				

Sample ID: MW-4-0719

Method 1613B

Client Data		Sample Data		Laboratory Data			
Name:	SLR International Corp	Matrix:	Aqueous	Lab Project ID:	B3549	Date Received:	02-Aug-2019
Project ID:	Nord Door	Weight/Volume:	0.97 L	Lab Sample ID:	B3549_16902_DF_004	Date Extracted:	14-Aug-2019
Date Collected:	30-Jul-2019	pH:	5	QC Batch No.:	16902	Date Analyzed:	21-Aug-2019
		Split:	-	Dilution:	-	Time Analyzed:	16:31:46
Analyte	Conc. (pg/L)	DL (pg/L)	EMPC (pg/L)	Qualifiers	Standard	ES Recoveries	Qualifiers
2378-TCDD	ND	5.33			ES 2378-TCDD	70.6	
12378-PeCDD	ND	5.66			ES 12378-PeCDD	71.3	
123478-HxCDD	ND	7.56			ES 123478-HxCDD	72.1	
123678-HxCDD	ND	7.61			ES 123678-HxCDD	71	
123789-HxCDD	ND	7.92			ES 123789-HxCDD	66.8	
1234678-HpCDD	ND	6.33			ES 1234678-HpCDD	72	
OCDD	40.9			J B	ES OCDD	80.3	
2378-TCDF	ND	3.45			ES 2378-TCDF	65.9	
12378-PeCDF	ND	4.1			ES 12378-PeCDF	68	
23478-PeCDF	ND	4.46			ES 23478-PeCDF	64.4	
123478-HxCDF	ND	5.16			ES 123478-HxCDF	66.1	
123678-HxCDF	ND	5.4			ES 123678-HxCDF	67.8	
234678-HxCDF	ND	5.59			ES 234678-HxCDF	63	
123789-HxCDF	ND	6.06			ES 123789-HxCDF	67.7	
1234678-HpCDF	ND	7.75			ES 1234678-HpCDF	69.3	
1234789-HpCDF	ND	6.68			ES 1234789-HpCDF	75.3	
OCDF	10.8			J B	ES OCDF	82.2	
Totals					Standard	CS Recoveries	
Total TCDD	ND	5.33	ND		CS 37Cl-2378-TCDD	76.9	
Total PeCDD	ND	5.66	ND		CS 12347-PeCDD	80.5	
Total HxCDD	ND		6.75		CS 12346-PeCDF	76.8	
Total HpCDD	11.6		11.6		CS 123469-HxCDF	76	
					CS 1234689-HpCDF	76.1	
Total TCDF	ND	3.45	ND				
Total PeCDF	ND	4.27	ND				
Total HxCDF	ND	5.53	ND				
Total HpCDF	ND	7.23	ND				
Total PCDD/Fs	63.3		70.1				
WHO-2005 TEQs							
TEQ: ND=0	0.0155		0.0155				
TEQ: ND=DL/2	8.78	8.77	8.78				
TEQ: ND=DL	17.5	17.5	17.5				




5500 Business Drive
Wilmington, NC 28405, USA
www.us.sgs.com

Tel: +1 910 794-1613; Toll-Free 866 846-8290

Sample ID: MW-15-0719

Method 1613B

Client Data		Sample Data		Laboratory Data			
Name:	SLR International Corp	Matrix:	Aqueous	Lab Project ID:	B3549	Date Received:	02-Aug-2019
Project ID:	Nord Door	Weight/Volume:	0.98 L	Lab Sample ID:	B3549_16902_DF_015	Date Extracted:	14-Aug-2019
Date Collected:	31-Jul-2019	pH:	6	QC Batch No.:	16902	Date Analyzed:	21-Aug-2019
		Split:	-	Dilution:	-	Time Analyzed:	17:19:17
Analyte	Conc. (pg/L)	DL (pg/L)	EMPC (pg/L)	Qualifiers	Standard	ES Recoveries	Qualifiers
2378-TCDD	ND	5.11			ES 2378-TCDD	63	
12378-PeCDD	ND	4.51			ES 12378-PeCDD	62	
123478-HxCDD	ND	6.8			ES 123478-HxCDD	63.7	
123678-HxCDD	ND	6.07			ES 123678-HxCDD	60.9	
123789-HxCDD	ND	6.73			ES 123789-HxCDD	58.9	
1234678-HpCDD	ND	7.93			ES 1234678-HpCDD	66.5	
OCDD	EMPC		30.3	J B	ES OCDD	80.2	
2378-TCDF	ND	4.2			ES 2378-TCDF	52.6	
12378-PeCDF	ND	2.91			ES 12378-PeCDF	62.5	
23478-PeCDF	ND	3.53			ES 23478-PeCDF	56.3	
123478-HxCDF	ND	4.06			ES 123478-HxCDF	63.6	
123678-HxCDF	ND	3.86			ES 123678-HxCDF	59.7	
234678-HxCDF	ND	4.71			ES 234678-HxCDF	54.9	
123789-HxCDF	ND	4.71			ES 123789-HxCDF	60.4	
1234678-HpCDF	ND	4.94			ES 1234678-HpCDF	62.6	
1234789-HpCDF	ND	4.35			ES 1234789-HpCDF	69	
OCDF	ND	5			ES OCDF	81.7	
Totals					Standard	CS Recoveries	
Total TCDD	ND	5.11	ND		CS 37Cl-2378-TCDD	66.7	
Total PeCDD	ND	4.51	ND		CS 12347-PeCDD	69.9	
Total HxCDD	ND	6.53	ND		CS 12346-PeCDF	70.5	
Total HpCDD	9.41		9.41		CS 123469-HxCDF	65.5	
					CS 1234689-HpCDF	66.6	
Total TCDF	ND	4.2	ND				
Total PeCDF	ND	3.2	ND				
Total HxCDF	ND	4.31	ND				
Total HpCDF	ND	4.65	ND				
Total PCDD/Fs	9.41		39.8				
WHO-2005 TEQs					 5500 Business Drive Wilmington, NC 28405, USA www.us.sgs.com Tel: +1 910 794-1613; Toll-Free 866 846-8290		
TEQ: ND=0	0		0.0091				
TEQ: ND=DL/2	7.52	7.52	7.53				
TEQ: ND=DL	15	15	15.1				

Sample ID: MW-16-0719

Method 1613B

Client Data		Sample Data		Laboratory Data			
Name:	SLR International Corp	Matrix:	Aqueous	Lab Project ID:	B3549	Date Received:	02-Aug-2019
Project ID:	Nord Door	Weight/Volume:	0.97 L	Lab Sample ID:	B3549_16902_DF_016	Date Extracted:	14-Aug-2019
Date Collected:	31-Jul-2019	pH:	6	QC Batch No:	16902	Date Analyzed:	21-Aug-2019
		Split:	-	Dilution:	-	Time Analyzed:	18:06:42
Analyte	Conc. (pg/L)	DL (pg/L)	EMPC (pg/L)	Qualifiers	Standard	ES Recoveries	Qualifiers
2378-TCDD	ND	5.01			ES 2378-TCDD	86.3	
12378-PeCDD	ND	5.31			ES 12378-PeCDD	84.1	
123478-HxCDD	ND	4.9			ES 123478-HxCDD	85.4	
123678-HxCDD	ND	5.28			ES 123678-HxCDD	78	
123789-HxCDD	ND	4.88			ES 123789-HxCDD	76.7	
1234678-HpCDD	ND	7.36			ES 1234678-HpCDD	81.4	
OCDD	EMPC		28.1	J B	ES OCDD	94.9	
2378-TCDF	ND	3.63			ES 2378-TCDF	83.4	
12378-PeCDF	ND	3.48			ES 12378-PeCDF	78.9	
23478-PeCDF	ND	3.4			ES 23478-PeCDF	77.1	
123478-HxCDF	ND	4.24			ES 123478-HxCDF	74.3	
123678-HxCDF	ND	4.01			ES 123678-HxCDF	72.9	
234678-HxCDF	ND	4.06			ES 234678-HxCDF	71.5	
123789-HxCDF	ND	4.43			ES 123789-HxCDF	75.1	
1234678-HpCDF	ND	4.86			ES 1234678-HpCDF	72.1	
1234789-HpCDF	ND	4.6			ES 1234789-HpCDF	79.6	
OCDF	ND	4.6			ES OCDF	91.6	
Totals					Standard	CS Recoveries	
Total TCDD	ND	5.01	ND		CS 37Cl-2378-TCDD	89.9	
Total PeCDD	ND	5.31	ND		CS 12347-PeCDD	97.4	
Total HxCDD	ND	5.01	ND		CS 12346-PeCDF	85.3	
Total HpCDD	ND	7.36	ND		CS 123469-HxCDF	77.7	
					CS 1234689-HpCDF	75.9	
Total TCDF	ND	3.63	ND				
Total PeCDF	ND	3.45	ND				
Total HxCDF	ND	4.18	ND				
Total HpCDF	ND	4.73	ND				
Total PCDD/Fs	ND		28.1				
WHO-2005 TEQs							
TEQ: ND=0	0		0.00842				
TEQ: ND=DL/2	7.58	7.58	7.59				
TEQ: ND=DL	15.2	15.2	15.2				



5500 Business Drive
Wilmington, NC 28405, USA
www.us.sgs.com

Tel: +1 910 794-1613; Toll-Free 866 846-8290

Sample ID: Method Blank B3549_16902

Method 1613B

Client Data		Sample Data		Laboratory Data			
Name:	SLR International Corp	Matrix:	Aqueous	Lab Project ID:	B3549	Date Received:	n/a
Project ID:	Nord Door	Weight/Volume:	1.00 L	Lab Sample ID:	MB1_16902_DF_TLX	Date Extracted:	14-Aug-2019
Date Collected:	n/a	pH:	n/a	QC Batch No.:	16902	Date Analyzed:	21-Aug-2019
		Split:	-	Dilution:	-	Time Analyzed:	14:01:36
Analyte	Conc. (pg/L)	DL (pg/L)	EMPC (pg/L)	Qualifiers	Standard	ES Recoveries	Qualifiers
2378-TCDD	ND	3.93			ES 2378-TCDD	80	
12378-PeCDD	ND	3.97			ES 12378-PeCDD	75.5	
123478-HxCDD	ND	5.32			ES 123478-HxCDD	77.5	
123678-HxCDD	ND	5.8			ES 123678-HxCDD	74.6	
123789-HxCDD	ND	5.3			ES 123789-HxCDD	73.3	
1234678-HpCDD	ND	7.38			ES 1234678-HpCDD	75.1	
OCDD	EMPC		19.9	J	ES OCDD	87.6	
2378-TCDF	ND	2.54			ES 2378-TCDF	75.7	
12378-PeCDF	ND	2.91			ES 12378-PeCDF	77.3	
23478-PeCDF	ND	3.12			ES 23478-PeCDF	72.5	
123478-HxCDF	ND	5.93			ES 123478-HxCDF	71.1	
123678-HxCDF	ND	6.02			ES 123678-HxCDF	70.6	
234678-HxCDF	ND	6.39			ES 234678-HxCDF	66.6	
123789-HxCDF	ND	7.16			ES 123789-HxCDF	70	
1234678-HpCDF	ND	7.07			ES 1234678-HpCDF	73.4	
1234789-HpCDF	ND	7.91			ES 1234789-HpCDF	78.5	
OCDF	EMPC		6.71	J	ES OCDF	89.6	
Totals					Standard	CS Recoveries	
Total TCDD	ND	3.93	ND		CS 37Cl-2378-TCDD	83.5	
Total PeCDD	ND	3.97	ND		CS 12347-PeCDD	83.5	
Total HxCDD	ND	5.46	ND		CS 12346-PeCDF	84.4	
Total HpCDD	ND	7.38	ND		CS 123469-HxCDF	78	
					CS 1234689-HpCDF	73.4	
Total TCDF	ND	2.54	ND				
Total PeCDF	ND	3.01	ND				
Total HxCDF	ND	6.34	ND				
Total HpCDF	ND	7.48	ND				
Total PCDD/Fs	ND		26.6				
WHO-2005 TEQs							
TEQ: ND=0	0		0.00799				
TEQ: ND=DL/2	6.8	6.8	6.81				
TEQ: ND=DL	13.6	13.6	13.6				



5500 Business Drive
Wilmington, NC 28405, USA
www.us.sgs.com

Tel: +1 910 794-1613; Toll-Free 866 846-8290

METHOD 1613B**PCDD/F ONGOING PRECISION AND RECOVERY (OPR)****FORM 8A**

Lab Name: SGS North America
 Initial Calibration: ICAL: MM3_DF_10122018_29OCT2018
 Instrument ID: MM3 GC Column ID: ZB-5ms
 VER Data Filename: 190821R04 Analysis Date: 21-AUG-2019 12:26:50
 Lab ID: OPR1_16902_DF

NATIVE ANALYTES	SPIKE CONC.	CONC. FOUND	RANGE (ng/mL)			OK
2,3,7,8-TCDD	10	10.2	6.7	-	15.8	Y
1,2,3,7,8-PeCDD	50	47	35	-	71	Y
1,2,3,4,7,8-HxCDD	50	51.9	35	-	82	Y
1,2,3,6,7,8-HxCDD	50	53.8	38	-	67	Y
1,2,3,7,8,9-HxCDD	50	50.2	32	-	81	Y
1,2,3,4,6,7,8-HpCDD	50	55.1	35	-	70	Y
OCDD	100	105	78	-	144	Y
2,3,7,8-TCDF	10	11.2	7.5	-	15.8	Y
1,2,3,7,8-PeCDF	50	50.3	40	-	67	Y
2,3,4,7,8-PeCDF	50	58.2	34	-	80	Y
1,2,3,4,7,8-HxCDF	50	51.7	36	-	67	Y
1,2,3,6,7,8-HxCDF	50	52.5	42	-	65	Y
2,3,4,6,7,8-HxCDF	50	52.9	35	-	78	Y
1,2,3,7,8,9-HxCDF	50	52.9	39	-	65	Y
1,2,3,4,6,7,8-HpCDF	50	51.5	41	-	61	Y
1,2,3,4,7,8,9-HpCDF	50	52.5	39	-	69	Y
OCDF	100	108	63	-	170	Y

Contract-required concentration limits for OPR as specified in Table 6,
 Method 1613. 10/94

Processed: 23 Aug 2019 10:58 Analyst: FS

METHOD 1613B

PCDD/F ONGOING PRECISION AND RECOVERY (OPR)

FORM 8B

Lab Name: SGS North America
 Initial Calibration: ICAL: MM3_DF_10122018_29OCT2018
 Instrument ID: MM3 GC Column ID: ZB-5ms
 VER Data Filename: 190821R04 Analysis Date: 21-AUG-2019 12:26:50
 Lab ID: OPR1_16902_DF

LABELED ANALYTES	SPIKE CONC.	CONC. FOUND	RANGE (ng/mL)			OK
13C-2,3,7,8-TCDD	100	71.6	20	-	175	Y
13C-1,2,3,7,8-PeCDD	100	76.7	21	-	227	Y
13C-1,2,3,4,7,8-HxCDD	100	70.6	21	-	193	Y
13C-1,2,3,6,7,8-HxCDD	100	67.4	25	-	163	Y
13C-1,2,3,7,8,9-HxCDD	100	65.9	26	-	166	Y
13C-1,2,3,4,6,7,8-HpCDD	100	70.2	26	-	166	Y
13C-OCDD	200	163	26	-	397	Y
13C-2,3,7,8-TCDF	100	67.3	22	-	152	Y
13C-1,2,3,7,8-PeCDF	100	78.6	21	-	192	Y
13C-2,3,4,7,8-PeCDF	100	73	13	-	328	Y
13C-1,2,3,4,7,8-HxCDF	100	68.9	19	-	202	Y
13C-1,2,3,6,7,8-HxCDF	100	66.7	21	-	159	Y
13C-2,3,4,6,7,8-HxCDF	100	62.1	22	-	176	Y
13C-1,2,3,7,8,9-HxCDF	100	64	17	-	205	Y
13C-1,2,3,4,6,7,8-HpCDF	100	69.7	21	-	158	Y
13C-1,2,3,4,7,8,9-HpCDF	100	72.3	20	-	186	Y
13C-OCDF	200	161	26	-	397	Y
CLEANUP STANDARD						
37Cl-2,3,7,8-TCDD	40	31.7	12.4	-	76.4	Y

Contract-required concentration limits for OPR as specified in Table 6,
 Method 1613. 10/94

Processed: 23 Aug 2019 10:58 Analyst: FS

Sample ID: MW-1-0719

Method 1668A

Client Data		Sample Data		Laboratory Data			
Name:	SLR International Corp	Matrix:	Aqueous	Project No.:	B3549	Date Received:	02-Aug-2019
Project ID:	Nord Door	Weight/Volume:	0.94 L	Sample ID:	B3549_16902_PCB_001	Date Extracted:	14-Aug-2019
Date Collected:	31-Jul-2019	pH	6	QC Batch No.:	16902	Date Analyzed:	22-Aug-2019
Analyte	Conc.	DL	EMPC	Qualifier	Standard	Recovery	
	pg/L	pg/L	pg/L			%	
PCB-77 33'44'-TeCB	ND	1.94			ES PCB-1	52.9	
PCB-81 344'5'-TeCB	ND	1.78			ES PCB-3	58.8	
PCB-105 233'44'-PeCB	EMPC		2.43	J B	ES PCB-4	59	
PCB-114 2344'5'-PeCB	ND	1.29			ES PCB-15	67.4	
PCB-118 23'44'5'-PeCB	5.4			J B	ES PCB-19	60.1	
PCB-123 23'44'5'-PeCB	ND	1.33			ES PCB-37	78.3	
PCB-126 33'44'5'-PeCB	ND	1.54			ES PCB-54	89.8	
PCB-156/157 233'44'5'/233'44'5'-HxCB	ND	1.68		C	ES PCB-77	80.9	
PCB-167 23'44'55'-HxCB	ND	1.09			ES PCB-81	87.4	
PCB-169 33'44'55'-HxCB	ND	1.41			ES PCB-104	109	
PCB-189 233'44'55'-HpCB	ND	1.2			ES PCB-105	89.3	
					ES PCB-114	94.2	
TEQs (WHO 2005 M/H)					ES PCB-118	92.8	
					ES PCB-123	96.4	
ND = 0	0.000162		0.000235		ES PCB-126	91.8	
ND = 0.5 x DL	0.099		0.099		ES PCB-153	94.6	
ND = DL	0.198		0.198		ES PCB-155	88.3	
					ES PCB-156/157	73.7	
Totals					ES PCB-167	74.4	
Mono-CB	ND	1.69			ES PCB-169	74.4	
Di-CB	27				ES PCB-170	117	
Tri-CB	13.2		19.8		ES PCB-180	120	
Tetra-CB	40.3		55.5		ES PCB-188	117	
Penta-CB	30.9		45.3		ES PCB-189	102	
Hexa-CB	20		25.3		ES PCB-202	101	
Hepta-CB			4.1		ES PCB-205	96.4	
Octa-CB	ND	1.01			ES PCB-206	104	
Nona-CB	ND	1.12			ES PCB-208	107	
Deca-CB	ND	1.68			ES PCB-209	94.3	
					CS PCB-28	84	
Total PCB (Mono-Deca)	131		177		CS PCB-111	91.3	
					CS PCB-178	125	

Checkcode: 038-599-XRV/A

SGS North America - PCB v0.83

Report Created: 23-Aug-2019 16:17 Analyst: MS



Sample ID: MW-1-0719

Method 1668A

Client Data		Sample Data		Laboratory Data	
Name:	SLR International Corp	Matrix:	Aqueous	Project No.:	B3549
Project ID:	Nord Door	Weight/Volume:	0.94 L	Sample ID:	B3549_16902_PCB_001
Date Collected:	31-Jul-2019	pH	6	QC Batch No.:	16902
		Units	pg/L	Checkcode:	038-599-XRV/A
				Date Received:	02-Aug-2019
				Date Extracted:	14-Aug-2019
				Date Analyzed:	22-Aug-2019
				Time Analyzed:	12:47:32

Mono	Conc.	Qualifiers	Tri	Conc.	Qualifiers	Tetra	Conc.	Qualifiers	Tetra	Conc.	Qualifiers
PCB-1	(1.64)		PCB-19	(1.8)		PCB-54	(0.846)		PCB-72	(1.36)	
PCB-2	(1.55)		PCB-30/18	3.21	J C	PCB-50/53	(2.05)	C	PCB-68	8.24	J
PCB-3	(1.73)		PCB-17	3.86	J	PCB-45	(2.51)		PCB-57	(1.44)	
			PCB-27	(1.4)		PCB-51	[4.2]	J EMPC	PCB-58	(1.29)	
Conc.	0		PCB-24	(1.39)		PCB-46	(2.56)		PCB-67	(1.25)	
EMPC	0		PCB-16	(1.91)		PCB-52	5.5	J B	PCB-63	(1.62)	
			PCB-32	(1.27)		PCB-73	(1.47)		PCB-61/70/74/76	[7.52]	J B EMPC C
Di	Conc.	Qualifiers	PCB-34	(2.78)		PCB-43	(2.19)		PCB-66	[3.5]	J B EMPC
PCB-4	(2.42)		PCB-23	(2.65)		PCB-69/49	4.21	J B C	PCB-55	(1.33)	
PCB-10	(1.94)		PCB-26/29	(2.71)	C	PCB-48	(2.21)		PCB-56	(1.42)	
PCB-9	(4.39)		PCB-25	(2.21)		PCB-44/47/65	20.1	J B C	PCB-60	(1.65)	
PCB-7	(4.73)		PCB-31	[3.51]	J B EMPC	PCB-59/62/75	(1.68)	C	PCB-80	(1.4)	
PCB-6	(4.07)		PCB-28/20	6.18	J B C	PCB-42	(2.36)		PCB-79	(1.37)	
PCB-5	(4.97)		PCB-21/33	[3.06]	J EMPC C	PCB-41	(2.75)		PCB-78	(1.58)	
PCB-8	(3.87)		PCB-22	(2.39)		PCB-71/40	2.26	J C	PCB-81	(1.78)	
PCB-14	(4.84)		PCB-36	(2.41)		PCB-64	(1.66)		PCB-77	(1.94)	
PCB-11	27	B	PCB-39	(2.71)							
PCB-13/12	(5.13)	C	PCB-38	(2.71)							
PCB-15	(5.44)		PCB-35	(2.92)							
			PCB-37	(2.96)							
Conc.	27		Conc.	13.2					Conc.	40.3	
EMPC	27		EMPC	19.8					EMPC	55.5	



5500 Business Drive
 Wilmington, NC 28405, USA
 Tel: +1 910 794-1613
 www.us.sgs.com

Totals	Conc.	EMPC
Mono-Tri	40.3	46.8
Tetra-Hexa	91.2	126
Hepta-Deca	0	4.1
Mono-Deca	131	177

Sample ID: MW-1-0719
Method 1668A

Penta	Conc.	Qualifiers	Penta	Conc.	Qualifiers	Hexa	Conc.	Qualifiers	Hexa	Conc.	Qualifiers
PCB-104	(0.684)		PCB-108/119/86/97/125/87	[6.31]	J B EMPC C	PCB-155	(0.67)		PCB-165	(1.02)	
PCB-96	(0.78)		PCB-117	(1.6)		PCB-152	(0.717)		PCB-146	(1.04)	
PCB-103	(1.62)		PCB-116/85	(1.39)	C	PCB-150	(0.79)		PCB-161	(0.855)	
PCB-94	(1.97)		PCB-110	7.97	J B	PCB-136	1.55	J	PCB-153/168	[5.31]	J B EMPC C
PCB-95	9.93	J	PCB-115	(1.12)		PCB-145	(0.755)		PCB-141	(1.23)	
PCB-100/93	(1.78)	C	PCB-82	(1.76)		PCB-148	(1.14)		PCB-130	(1.51)	
PCB-102	(1.28)		PCB-111	(1.29)		PCB-151/135	(1.16)	C	PCB-137	(1.41)	
PCB-98	(1.66)		PCB-120	(1.07)		PCB-154	(1.09)		PCB-164	(0.862)	
PCB-88	(1.83)		PCB-107/124	(1.31)	C	PCB-144	(1.18)		PCB-163/138/129	8.58	J B C
PCB-91	(1.68)		PCB-109	(1.24)		PCB-147/149	6.4	J B C	PCB-160	(1.05)	
PCB-84	[2.67]	J EMPC	PCB-123	(1.33)		PCB-134	(1.41)		PCB-158	(0.935)	
PCB-89	(1.69)		PCB-106	(1.25)		PCB-143	(1.26)		PCB-128/166	(1.19)	C
PCB-121	(1.13)		PCB-118	5.4	J B	PCB-139/140	(1.12)	C	PCB-159	(0.928)	
PCB-92	(1.82)		PCB-122	(1.63)		PCB-131	(1.34)		PCB-162	(1.05)	
PCB-113/90/101	7.56	J B C	PCB-114	(1.29)		PCB-142	(1.34)		PCB-167	(1.09)	
PCB-83	(2.3)		PCB-105	[2.43]	J B EMPC	PCB-132	3.51	J	PCB-156/157	(1.68)	C
PCB-99	[2.99]	J B EMPC	PCB-127	(1.52)		PCB-133	(1.19)		PCB-169	(1.41)	
PCB-112	(1.08)		PCB-126	(1.54)							
			Conc.	30.9					Conc.	20	
			EMPC	45.3					EMPC	25.3	
Hepta	Conc.	Qualifiers	Hepta	Conc.	Qualifiers	Octa	Conc.	Qualifiers	Nona	Conc.	Qualifiers
PCB-188	(0.461)		PCB-174	(1.27)		PCB-202	(0.663)		PCB-208	(0.866)	
PCB-179	(0.515)		PCB-177	(1.34)		PCB-201	(0.844)		PCB-207	(0.964)	
PCB-184	(0.548)		PCB-181	(1.25)		PCB-204	(0.727)		PCB-206	(1.37)	
PCB-176	(0.592)		PCB-171/173	(1.46)	C	PCB-197	(0.741)				
PCB-186	(0.497)		PCB-172	(1.44)		PCB-200	(0.854)		Conc.	0	
PCB-178	(0.788)		PCB-192	(1)		PCB-198/199	(0.975)	C	EMPC	0	
PCB-175	(1.37)		PCB-180/193	[2.69]	J B EMPC C	PCB-196	(1.11)				
PCB-187	[1.41]	J EMPC	PCB-191	(1.18)		PCB-203	(0.899)		Deca	Conc.	Qualifiers
PCB-182	(1.15)		PCB-170	(1.78)		PCB-195	(1.52)		PCB-209	(1.68)	
PCB-183	(1.23)		PCB-190	(1.24)		PCB-194	(1.5)				
PCB-185	(1.5)		PCB-189	(1.2)		PCB-205	(1.35)				
			Conc.	0		Conc.	0				
			EMPC	4.1		EMPC	0				

Sample ID: MW-2-0719

Method 1668A

Client Data		Sample Data		Laboratory Data			
Name:	SLR International Corp	Matrix:	Aqueous	Project No.:	B3549	Date Received:	02-Aug-2019
Project ID:	Nord Door	Weight/Volume:	0.98 L	Sample ID:	B3549_16902_PCB_002	Date Extracted:	14-Aug-2019
Date Collected:	30-Jul-2019	pH	6	QC Batch No.:	16902	Date Analyzed:	22-Aug-2019
Analyte	Conc.	DL	EMPC	Qualifier	Standard	Recovery	
	pg/L	pg/L	pg/L			%	
PCB-77 33'44'-TeCB	ND	1.45			ES PCB-1	59.1	
PCB-81 344'5'-TeCB	ND	1.23			ES PCB-3	65.5	
PCB-105 233'44'-PeCB	EMPC		1.81	J B	ES PCB-4	67.4	
PCB-114 2344'5'-PeCB	ND	1.01			ES PCB-15	71.6	
PCB-118 23'44'5'-PeCB	4.86			J B	ES PCB-19	64.2	
PCB-123 23'44'5'-PeCB	ND	1.03			ES PCB-37	78.7	
PCB-126 33'44'5'-PeCB	ND	1.48			ES PCB-54	96.5	
PCB-156/157 233'44'5'/233'44'5'-HxCB	ND	1.56		C	ES PCB-77	87.1	
PCB-167 23'44'55'-HxCB	ND	1.04			ES PCB-81	88.9	
PCB-169 33'44'55'-HxCB	ND	1.4			ES PCB-104	111	
PCB-189 233'44'55'-HpCB	ND	1.02			ES PCB-105	91.6	
					ES PCB-114	96.4	
TEQs (WHO 2005 M/H)					ES PCB-118	93.8	
					ES PCB-123	97.7	
ND = 0	0.000146		0.0002		ES PCB-126	94.7	
ND = 0.5 x DL	0.0954		0.0954		ES PCB-153	95.5	
ND = DL	0.191		0.191		ES PCB-155	93.1	
					ES PCB-156/157	76.5	
					ES PCB-167	76.5	
Totals					ES PCB-169	74.7	
Mono-CB	ND	1.26			ES PCB-170	117	
Di-CB			17.6		ES PCB-180	123	
Tri-CB	3.15		5.6		ES PCB-188	122	
Tetra-CB	53.5		56.7		ES PCB-189	106	
Penta-CB	6.42		21.5		ES PCB-202	105	
Hexa-CB	7.61		11.4		ES PCB-205	99.8	
Hepta-CB	2.12		3.71		ES PCB-206	108	
Octa-CB	ND	0.847			ES PCB-208	109	
Nona-CB	ND	0.831			ES PCB-209	99	
Deca-CB	ND	1.07			CS PCB-28	83.3	
					CS PCB-111	93.1	
Total PCB (Mono-Deca)	72.8		116		CS PCB-178	126	



Sample ID: MW-2-0719

Method 1668A

Client Data			Sample Data			Laboratory Data						
Name:	SLR International Corp		Matrix:	Aqueous		Project No.:	B3549		Date Received:	02-Aug-2019		
Project ID:	Nord Door		Weight/Volume:	0.98 L		Sample ID:	B3549_16902_PCB_002		Date Extracted:	14-Aug-2019		
Date Collected:	30-Jul-2019		pH	6		QC Batch No.:	16902		Date Analyzed:	22-Aug-2019		
			Units	pg/L		Checkcode:	890-290-VLR/A		Time Analyzed:	13:43:36		

Mono	Conc.	Qualifiers	Tri	Conc.	Qualifiers	Tetra	Conc.	Qualifiers	Tetra	Conc.	Qualifiers
PCB-1	(1.19)		PCB-19	(1.66)		PCB-54	(0.595)		PCB-72	(0.94)	
PCB-2	(1.19)		PCB-30/18	(1.22)	C	PCB-50/53	(1.25)	C	PCB-68	3.05	J
PCB-3	(1.33)		PCB-17	(1.78)		PCB-45	(1.54)		PCB-57	(0.993)	
			PCB-27	(1.28)		PCB-51	29		PCB-58	(0.889)	
Conc.	0		PCB-24	(1.28)		PCB-46	(1.57)		PCB-67	(0.858)	
EMPC	0		PCB-16	(1.76)		PCB-52	2.66	J B	PCB-63	(1.11)	
			PCB-32	(1.17)		PCB-73	(0.9)		PCB-61/70/74/76	[3.25]	J B EMPC C
Di	Conc.	Qualifiers	PCB-34	(1.91)		PCB-43	(1.34)		PCB-66	(0.962)	
PCB-4	(1.89)		PCB-23	(1.82)		PCB-69/49	1.9	J B C	PCB-55	(0.916)	
PCB-10	(1.51)		PCB-26/29	(1.86)	C	PCB-48	(1.36)		PCB-56	(0.978)	
PCB-9	(2.96)		PCB-25	(1.52)		PCB-44/47/65	16.9	J B C	PCB-60	(1.13)	
PCB-7	(3.19)		PCB-31	[2.45]	J B EMPC	PCB-59/62/75	(1.03)	C	PCB-80	(0.962)	
PCB-6	(2.75)		PCB-28/20	3.15	J B C	PCB-42	(1.45)		PCB-79	(0.943)	
PCB-5	(3.36)		PCB-21/33	(1.76)	C	PCB-41	(1.69)		PCB-78	(1.09)	
PCB-8	(2.61)		PCB-22	(1.65)		PCB-71/40	(1.22)	C	PCB-81	(1.23)	
PCB-14	(3.27)		PCB-36	(1.66)		PCB-64	(1.02)		PCB-77	(1.45)	
PCB-11	[17.6]	B EMPC	PCB-39	(1.86)							
PCB-13/12	(3.47)	C	PCB-38	(1.86)							
PCB-15	(3.67)		PCB-35	(2.01)							
			PCB-37	(2.04)							
Conc.	0		Conc.	3.15					Conc.	53.5	
EMPC	17.6		EMPC	5.6					EMPC	56.7	



5500 Business Drive
 Wilmington, NC 28405, USA
 Tel: +1 910 794-1613
 www.us.sgs.com

Totals	Conc.	EMPC
Mono-Tri	3.15	23.2
Tetra-Hexa	67.5	89.6
Hepta-Deca	2.12	3.71
Mono-Deca	72.8	116

Sample ID: MW-2-0719
Method 1668A

Penta	Conc.	Qualifiers	Penta	Conc.	Qualifiers	Hexa	Conc.	Qualifiers	Hexa	Conc.	Qualifiers
PCB-104	(0.559)		PCB-108/119/86/97/125/87	[2.17]	J B EMPC C	PCB-155	(0.635)		PCB-165	(0.934)	
PCB-96	(0.637)		PCB-117	(1.24)		PCB-152	(0.679)		PCB-146	(0.953)	
PCB-103	(1.25)		PCB-116/85	(1.08)	C	PCB-150	(0.748)		PCB-161	(0.78)	
PCB-94	(1.52)		PCB-110	[4.12]	J B EMPC	PCB-136	(0.818)		PCB-153/168	4.11	J B C
PCB-95	[2.95]	J EMPC	PCB-115	(0.87)		PCB-145	(0.715)		PCB-141	(1.12)	
PCB-100/93	(1.38)	C	PCB-82	(1.36)		PCB-148	(1.04)		PCB-130	(1.38)	
PCB-102	(0.99)		PCB-111	(1)		PCB-151/135	(1.06)	C	PCB-137	(1.29)	
PCB-98	(1.29)		PCB-120	(0.832)		PCB-154	(0.998)		PCB-164	(0.786)	
PCB-88	(1.42)		PCB-107/124	(1.02)	C	PCB-144	(1.08)		PCB-163/138/129	[3.78]	J B EMPC C
PCB-91	(1.3)		PCB-109	(0.963)		PCB-147/149	3.5	J B C	PCB-160	(0.957)	
PCB-84	(1.57)		PCB-123	(1.03)		PCB-134	(1.29)		PCB-158	(0.853)	
PCB-89	(1.31)		PCB-106	(0.965)		PCB-143	(1.15)		PCB-128/166	(1.13)	C
PCB-121	(0.874)		PCB-118	4.86	J B	PCB-139/140	(1.03)	C	PCB-159	(0.878)	
PCB-92	(1.41)		PCB-122	(1.28)		PCB-131	(1.23)		PCB-162	(0.99)	
PCB-113/90/101	[3.98]	J B EMPC C	PCB-114	(1.01)		PCB-142	(1.22)		PCB-167	(1.04)	
PCB-83	(1.78)		PCB-105	[1.81]	J B EMPC	PCB-132	(1.18)		PCB-156/157	(1.56)	C
PCB-99	1.57	J B	PCB-127	(1.22)		PCB-133	(1.08)		PCB-169	(1.4)	
PCB-112	(0.837)		PCB-126	(1.48)							
			Conc.	6.42					Conc.	7.61	
			EMPC	21.5					EMPC	11.4	
Hepta	Conc.	Qualifiers	Hepta	Conc.	Qualifiers	Octa	Conc.	Qualifiers	Nona	Conc.	Qualifiers
PCB-188	(0.489)		PCB-174	[1.58]	J EMPC	PCB-202	(0.723)		PCB-208	(0.636)	
PCB-179	(0.547)		PCB-177	(1.31)		PCB-201	(0.921)		PCB-207	(0.708)	
PCB-184	(0.581)		PCB-181	(1.22)		PCB-204	(0.793)		PCB-206	(1.03)	
PCB-176	(0.628)		PCB-171/173	(1.43)	C	PCB-197	(0.809)				
PCB-186	(0.527)		PCB-172	(1.41)		PCB-200	(0.932)		Conc.	0	
PCB-178	(0.835)		PCB-192	(0.977)		PCB-198/199	(1.06)	C	EMPC	0	
PCB-175	(1.34)		PCB-180/193	2.12	J B C	PCB-196	(1.21)				
PCB-187	(1.09)		PCB-191	(1.15)		PCB-203	(0.982)		Deca	Conc.	Qualifiers
PCB-182	(1.12)		PCB-170	(1.78)		PCB-195	(1.09)		PCB-209	(1.07)	
PCB-183	(1.2)		PCB-190	(1.23)		PCB-194	(1.07)				
PCB-185	(1.46)		PCB-189	(1.02)		PCB-205	(0.971)				
			Conc.	2.12		Conc.	0				
			EMPC	3.71		EMPC	0				

Sample ID: MW-3-0719

Method 1668A

Client Data		Sample Data		Laboratory Data			
Name:	SLR International Corp	Matrix:	Aqueous	Project No.:	B3549	Date Received:	02-Aug-2019
Project ID:	Nord Door	Weight/Volume:	0.94 L	Sample ID:	B3549_16902_PCB_003	Date Extracted:	14-Aug-2019
Date Collected:	31-Jul-2019	pH	6	QC Batch No.:	16902	Date Analyzed:	22-Aug-2019
Analyte	Conc.	DL	EMPC	Qualifier	Standard	Recovery	
	pg/L	pg/L	pg/L			%	
PCB-77 33'44'-TeCB	ND	1.8			ES PCB-1	30	
PCB-81 344'5'-TeCB	ND	1.49			ES PCB-3	39.3	
PCB-105 233'44'-PeCB	3.47			J B	ES PCB-4	39.7	
PCB-114 2344'5'-PeCB	ND	1.56			ES PCB-15	63.1	
PCB-118 23'44'5'-PeCB	9.58			J B	ES PCB-19	46.6	
PCB-123 23'44'5'-PeCB	ND	1.5			ES PCB-37	73	
PCB-126 33'44'5'-PeCB	ND	1.82			ES PCB-54	65.6	
PCB-156/157 233'44'5'/233'44'5'-HxCB	ND	1.91		C	ES PCB-77	70.9	
PCB-167 23'44'55'-HxCB	ND	1.21			ES PCB-81	78.1	
PCB-169 33'44'55'-HxCB	ND	1.89			ES PCB-104	92.9	
PCB-189 233'44'55'-HpCB	ND	1.04			ES PCB-105	70.9	
					ES PCB-114	78.3	
TEQs (WHO 2005 M/H)					ES PCB-118	76.7	
					ES PCB-123	78.1	
ND = 0	0.000392		0.000392		ES PCB-126	66.9	
ND = 0.5 x DL	0.12		0.12		ES PCB-153	89.1	
ND = DL	0.24		0.24		ES PCB-155	93.3	
					ES PCB-156/157	63	
					ES PCB-167	68	
Totals					ES PCB-169	58.2	
Mono-CB	ND	3.25			ES PCB-170	103	
Di-CB	45				ES PCB-180	112	
Tri-CB	193		229		ES PCB-188	115	
Tetra-CB	285		299		ES PCB-189	92.2	
Penta-CB	77.5		138		ES PCB-202	96.7	
Hexa-CB	48.2		56.1		ES PCB-205	90.7	
Hepta-CB	11.6		17.8		ES PCB-206	95.8	
Octa-CB	ND	0.992			ES PCB-208	104	
Nona-CB	ND	1.01			ES PCB-209	91.3	
Deca-CB	ND	1.14			CS PCB-28	75.3	
					CS PCB-111	82.8	
Total PCB (Mono-Deca)	661		784		CS PCB-178	115	

Checkcode: 047-000-HFV/A

SGS North America - PCB v0.83

Report Created: 23-Aug-2019 16:18 Analyst: MS



Sample ID: MW-3-0719

Method 1668A

Client Data		Sample Data		Laboratory Data	
Name:	SLR International Corp	Matrix:	Aqueous	Project No.:	B3549
Project ID:	Nord Door	Weight/Volume:	0.94 L	Sample ID:	B3549_16902_PCB_003
Date Collected:	31-Jul-2019	pH	6	QC Batch No.:	16902
		Units	pg/L	Checkcode:	047-000-HFV/A
				Date Received:	02-Aug-2019
				Date Extracted:	14-Aug-2019
				Date Analyzed:	22-Aug-2019
				Time Analyzed:	14:39:41

Mono	Conc.	Qualifiers	Tri	Conc.	Qualifiers	Tetra	Conc.	Qualifiers	Tetra	Conc.	Qualifiers
PCB-1	(3.57)		PCB-19	[9.33]	J EMPC	PCB-54	(0.778)		PCB-72	(1.14)	
PCB-2	(2.61)		PCB-30/18	68.5	C	PCB-50/53	[10]	J EMPC C	PCB-68	[4.08]	J EMPC
PCB-3	(2.92)		PCB-17	43.9		PCB-45	10.7		PCB-57	(1.2)	
			PCB-27	6.07	J	PCB-51	10.8		PCB-58	(1.08)	
Conc.	0		PCB-24	(3.2)		PCB-46	4.96	J	PCB-67	(1.04)	
EMPC	0		PCB-16	30.6		PCB-52	56.7		PCB-63	(1.35)	
			PCB-32	24.3		PCB-73	(1.3)		PCB-61/70/74/76	26.7	J B C
Di	Conc.	Qualifiers	PCB-34	(5.38)		PCB-43	(1.94)		PCB-66	12.9	B
PCB-4	10.3	J	PCB-23	(5.13)		PCB-69/49	34.9	C	PCB-55	(1.11)	
PCB-10	(2.69)		PCB-26/29	(5.24)	C	PCB-48	10.1	J	PCB-56	7.11	J B
PCB-9	(4.72)		PCB-25	(4.29)		PCB-44/47/65	59	C	PCB-60	(1.37)	
PCB-7	(5.08)		PCB-31	[16]	B EMPC	PCB-59/62/75	3.68	J C	PCB-80	(1.17)	
PCB-6	3.76	J	PCB-28/20	19.7	J B C	PCB-42	14.9		PCB-79	(1.14)	
PCB-5	(5.35)		PCB-21/33	[10.2]	J EMPC C	PCB-41	(2.44)		PCB-78	(1.32)	
PCB-8	6.72	J	PCB-22	(4.63)		PCB-71/40	18.2	J C	PCB-81	(1.49)	
PCB-14	(5.2)		PCB-36	(4.67)		PCB-64	14.5		PCB-77	(1.8)	
PCB-11	24.2	B	PCB-39	(5.24)							
PCB-13/12	(5.52)	C	PCB-38	(5.24)							
PCB-15	(5.85)		PCB-35	(5.65)							
			PCB-37	(5.73)							
Conc.	45		Conc.	193					Conc.	285	
EMPC	45		EMPC	229					EMPC	299	



5500 Business Drive
 Wilmington, NC 28405, USA
 Tel: +1 910 794-1613
 www.us.sgs.com

Totals	Conc.	EMPC
Mono-Tri	238	274
Tetra-Hexa	411	493
Hepta-Deca	11.6	17.8
Mono-Deca	661	784

Sample ID: MW-3-0719
Method 1668A

Penta			Penta			Hexa			Hexa		
Conc.	Qualifiers		Conc.	Qualifiers		Conc.	Qualifiers		Conc.	Qualifiers	
PCB-104	(0.581)		PCB-108/119/86/97/125/87	12.7	J B C	PCB-155	(0.481)		PCB-165	(0.867)	
PCB-96	(0.662)		PCB-117	(1.81)		PCB-152	(0.515)		PCB-146	2.36	J
PCB-103	(1.83)		PCB-116/85	3.32	J C	PCB-150	(0.567)		PCB-161	(0.724)	
PCB-94	(2.22)		PCB-110	21	B	PCB-136	2.7	J	PCB-153/168	12.7	J B C
PCB-95	[28.9]	EMPC	PCB-115	(1.27)		PCB-145	(0.542)		PCB-141	[1.22]	J EMPC
PCB-100/93	(2.01)	C	PCB-82	[2.43]	J EMPC	PCB-148	(0.963)		PCB-130	(1.28)	
PCB-102	(1.44)		PCB-111	(1.46)		PCB-151/135	[4.65]	J EMPC C	PCB-137	(1.2)	
PCB-98	(1.88)		PCB-120	(1.21)		PCB-154	(0.926)		PCB-164	(0.73)	
PCB-88	(2.07)		PCB-107/124	(1.48)	C	PCB-144	(1)		PCB-163/138/129	12	J B C
PCB-91	[4.54]	J EMPC	PCB-109	(1.4)		PCB-147/149	13	J B C	PCB-160	(0.888)	
PCB-84	[9.91]	J EMPC	PCB-123	(1.5)		PCB-134	(1.19)		PCB-158	(0.792)	
PCB-89	(1.91)		PCB-106	(1.41)		PCB-143	(1.07)		PCB-128/166	[2.05]	J EMPC C
PCB-121	(1.27)		PCB-118	9.58	J B	PCB-139/140	(0.952)	C	PCB-159	(1.02)	
PCB-92	[4.46]	J EMPC	PCB-122	(1.98)		PCB-131	(1.14)		PCB-162	(1.16)	
PCB-113/90/101	27.5	J B C	PCB-114	(1.56)		PCB-142	(1.13)		PCB-167	(1.21)	
PCB-83	(2.6)		PCB-105	3.47	J B	PCB-132	5.39	J	PCB-156/157	(1.91)	C
PCB-99	[9.78]	J B EMPC	PCB-127	(1.78)		PCB-133	(1.01)		PCB-169	(1.89)	
PCB-112	(1.22)		PCB-126	(1.82)							
			Conc.	77.5					Conc.	48.2	
			EMPC	138					EMPC	56.1	

Hepta			Hepta			Octa			Nona		
Conc.	Qualifiers		Conc.	Qualifiers		Conc.	Qualifiers		Conc.	Qualifiers	
PCB-188	(0.529)		PCB-174	3.02	J	PCB-202	(0.737)		PCB-208	(0.745)	
PCB-179	1.47	J	PCB-177	(1.32)		PCB-201	(0.938)		PCB-207	(0.829)	
PCB-184	(0.629)		PCB-181	(1.23)		PCB-204	(0.808)		PCB-206	(1.29)	
PCB-176	(0.68)		PCB-171/173	(1.44)	C	PCB-197	(0.824)				
PCB-186	(0.571)		PCB-172	(1.42)		PCB-200	(0.949)		Conc.	0	
PCB-178	(0.904)		PCB-192	(0.986)		PCB-198/199	(1.08)	C	EMPC	0	
PCB-175	(1.35)		PCB-180/193	5.19	J B C	PCB-196	(1.23)				
PCB-187	[3.38]	J EMPC	PCB-191	(1.16)		PCB-203	(1)		Deca	Conc.	Qualifiers
PCB-182	(1.13)		PCB-170	[2.83]	J EMPC	PCB-195	(1.4)		PCB-209	(1.14)	
PCB-183	1.9	J	PCB-190	(1.28)		PCB-194	(1.38)				
PCB-185	(1.48)		PCB-189	(1.04)		PCB-205	(1.25)				
			Conc.	11.6		Conc.	0				
			EMPC	17.8		EMPC	0				

Sample ID: MW-4-0719

Method 1668A

Client Data		Sample Data		Laboratory Data			
Name:	SLR International Corp	Matrix:	Aqueous	Project No.:	B3549	Date Received:	02-Aug-2019
Project ID:	Nord Door	Weight/Volume:	0.97 L	Sample ID:	B3549_16902_PCB_004	Date Extracted:	14-Aug-2019
Date Collected:	30-Jul-2019	pH	5	QC Batch No.:	16902	Date Analyzed:	22-Aug-2019
Analyte	Conc.	DL	EMPC	Qualifier	Standard	Recovery	
	pg/L	pg/L	pg/L			%	
PCB-77 33'44'-TeCB	ND	2.14			ES PCB-1	48.4	
PCB-81 344'5'-TeCB	ND	1.94			ES PCB-3	52.1	
PCB-105 233'44'-PeCB	ND	1.44			ES PCB-4	52.5	
PCB-114 2344'5'-PeCB	ND	1.26			ES PCB-15	56.8	
PCB-118 23'44'5'-PeCB	3.79			J B	ES PCB-19	51.4	
PCB-123 23'44'5'-PeCB	ND	1.17			ES PCB-37	66.8	
PCB-126 33'44'5'-PeCB	ND	1.88			ES PCB-54	81.4	
PCB-156/157 233'44'5'/233'44'5'-HxCB	ND	2.13		C	ES PCB-77	61.6	
PCB-167 23'44'55'-HxCB	ND	1.43			ES PCB-81	67.7	
PCB-169 33'44'55'-HxCB	ND	2.17			ES PCB-104	108	
PCB-189 233'44'55'-HpCB	ND	1.17			ES PCB-105	75.5	
					ES PCB-114	80.4	
TEQs (WHO 2005 M/H)					ES PCB-118	80.5	
					ES PCB-123	83	
ND = 0	0.000114		0.000114		ES PCB-126	74.5	
ND = 0.5 x DL	0.127		0.127		ES PCB-153	90.9	
ND = DL	0.254		0.254		ES PCB-155	95.1	
					ES PCB-156/157	67.3	
					ES PCB-167	69.2	
Totals					ES PCB-169	62.6	
Mono-CB	ND	1.89			ES PCB-170	104	
Di-CB	21.1				ES PCB-180	114	
Tri-CB	ND	3.24			ES PCB-188	115	
Tetra-CB	134		140		ES PCB-189	93.9	
Penta-CB	7.81		13.7		ES PCB-202	94.5	
Hexa-CB	6.34		9.16		ES PCB-205	90.1	
Hepta-CB	1.78				ES PCB-206	97.8	
Octa-CB	ND	0.969			ES PCB-208	101	
Nona-CB	ND	1.27			ES PCB-209	90.9	
Deca-CB	ND	1.41			CS PCB-28	77.1	
					CS PCB-111	84.2	
Total PCB (Mono-Deca)	171		186		CS PCB-178	110	

Checkcode: 247-987-DGV/A


SGS North America - PCB v0.83

Report Created: 23-Aug-2019 16:18 Analyst: MS



Sample ID: MW-4-0719

Method 1668A

Client Data			Sample Data			Laboratory Data											
Name:	SLR International Corp		Matrix:	Aqueous		Project No.:	B3549		Date Received:	02-Aug-2019							
Project ID:	Nord Door		Weight/Volume:	0.97 L		Sample ID:	B3549_16902_PCB_004		Date Extracted:	14-Aug-2019							
Date Collected:	30-Jul-2019		pH	5		QC Batch No.:	16902		Date Analyzed:	22-Aug-2019							
			Units	pg/L		Checkcode:	247-987-DGV/A		Time Analyzed:	15:35:45							
Mono	Conc.	Qualifiers	Tri	Conc.	Qualifiers	Tetra	Conc.	Qualifiers	Tetra	Conc.	Qualifiers						
PCB-1	(1.76)		PCB-19	(2.38)		PCB-54	(0.754)		PCB-72	(1.48)							
PCB-2	(1.81)		PCB-30/18	(1.76)	C	PCB-50/53	(2.12)	C	PCB-68	28.2							
PCB-3	(2.03)		PCB-17	(2.56)		PCB-45	(2.6)		PCB-57	(1.57)							
			PCB-27	(1.85)		PCB-51	69.8		PCB-58	(1.4)							
Conc.	0		PCB-24	(1.84)		PCB-46	(2.66)		PCB-67	(1.36)							
EMPC	0		PCB-16	(2.52)		PCB-52	[2.37]	J B EMPC	PCB-63	(1.76)							
			PCB-32	(1.68)		PCB-73	(1.52)		PCB-61/70/74/76	[3.46]	J B EMPC C						
Di	Conc.	Qualifiers	PCB-34	(3.84)		PCB-43	(2.27)		PCB-66	1.96	J B						
PCB-4	(3.65)		PCB-23	(3.66)		PCB-69/49	(1.91)	C	PCB-55	(1.45)							
PCB-10	(2.93)		PCB-26/29	(3.74)	C	PCB-48	(2.29)		PCB-56	(1.54)							
PCB-9	(3.14)		PCB-25	(3.06)		PCB-44/47/65	34.3	C	PCB-60	(1.79)							
PCB-7	(3.38)		PCB-31	(3.2)		PCB-59/62/75	(1.74)	C	PCB-80	(1.52)							
PCB-6	(2.92)		PCB-28/20	(3.5)	C	PCB-42	(2.45)		PCB-79	(1.49)							
PCB-5	(3.56)		PCB-21/33	(3.54)	C	PCB-41	(2.85)		PCB-78	(1.72)							
PCB-8	(2.77)		PCB-22	(3.31)		PCB-71/40	(2.06)	C	PCB-81	(1.94)							
PCB-14	(3.46)		PCB-36	(3.33)		PCB-64	(1.72)		PCB-77	(2.14)							
PCB-11	21.1	B	PCB-39	(3.74)													
PCB-13/12	(3.68)	C	PCB-38	(3.74)													
PCB-15	(3.89)		PCB-35	(4.03)													
			PCB-37	(4.1)													
Conc.	21.1		Conc.	0					Conc.	134							
EMPC	21.1		EMPC	0					EMPC	140							
 <p>5500 Business Drive Wilmington, NC 28405, USA Tel: +1 910 794-1613 www.us.sgs.com</p>						Totals			Conc.			EMPC					
						Mono-Tri						21.1			21.1		
						Tetra-Hexa						148			163		
						Hepta-Deca						1.78			1.78		
						Mono-Deca						171			186		

Sample ID: MW-4-0719
Method 1668A

Penta			Penta			Hexa			Hexa		
Conc.	Qualifiers		Conc.	Qualifiers		Conc.	Qualifiers		Conc.	Qualifiers	
PCB-104	(0.589)		PCB-108/119/86/97/125/87	(1.24)	C	PCB-155	(0.64)		PCB-165	(1.02)	
PCB-96	(0.672)		PCB-117	(1.41)		PCB-152	(0.685)		PCB-146	(1.04)	
PCB-103	(1.43)		PCB-116/85	(1.22)	C	PCB-150	(0.754)		PCB-161	(0.849)	
PCB-94	(1.73)		PCB-110	4.02	J B	PCB-136	(0.824)		PCB-153/168	3.4	J B C
PCB-95	[2.38]	J EMPC	PCB-115	(0.989)		PCB-145	(0.721)		PCB-141	(1.22)	
PCB-100/93	(1.57)	C	PCB-82	(1.55)		PCB-148	(1.13)		PCB-130	(1.5)	
PCB-102	(1.13)		PCB-111	(1.14)		PCB-151/135	(1.15)	C	PCB-137	(1.4)	
PCB-98	(1.46)		PCB-120	(0.946)		PCB-154	(1.09)		PCB-164	(0.856)	
PCB-88	(1.61)		PCB-107/124	(1.16)	C	PCB-144	(1.17)		PCB-163/138/129	[2.82]	J B EMPC C
PCB-91	(1.48)		PCB-109	(1.09)		PCB-147/149	2.94	J B C	PCB-160	(1.04)	
PCB-84	(1.79)		PCB-123	(1.17)		PCB-134	(1.4)		PCB-158	(0.929)	
PCB-89	(1.49)		PCB-106	(1.1)		PCB-143	(1.25)		PCB-128/166	(1.55)	C
PCB-121	(0.993)		PCB-118	3.79	J B	PCB-139/140	(1.12)	C	PCB-159	(1.21)	
PCB-92	(1.6)		PCB-122	(1.59)		PCB-131	(1.34)		PCB-162	(1.36)	
PCB-113/90/101	[3.54]	J B EMPC C	PCB-114	(1.26)		PCB-142	(1.33)		PCB-167	(1.43)	
PCB-83	(2.02)		PCB-105	(1.44)		PCB-132	(1.28)		PCB-156/157	(2.13)	C
PCB-99	(1.1)		PCB-127	(1.44)		PCB-133	(1.18)		PCB-169	(2.17)	
PCB-112	(0.951)		PCB-126	(1.88)							
			Conc.	7.81					Conc.	6.34	
			EMPC	13.7					EMPC	9.16	

Hepta			Hepta			Octa			Nona		
Conc.	Qualifiers		Conc.	Qualifiers		Conc.	Qualifiers		Conc.	Qualifiers	
PCB-188	(0.705)		PCB-174	(1.16)		PCB-202	(0.818)		PCB-208	(0.995)	
PCB-179	(0.788)		PCB-177	(1.22)		PCB-201	(1.04)		PCB-207	(1.11)	
PCB-184	(0.839)		PCB-181	(1.14)		PCB-204	(0.896)		PCB-206	(1.54)	
PCB-176	(0.906)		PCB-171/173	(1.33)	C	PCB-197	(0.914)				
PCB-186	(0.761)		PCB-172	(1.31)		PCB-200	(1.05)		Conc.	0	
PCB-178	(1.2)		PCB-192	(0.912)		PCB-198/199	(1.2)	C	EMPC	0	
PCB-175	(1.25)		PCB-180/193	1.78	J B C	PCB-196	(1.37)				
PCB-187	(1.02)		PCB-191	(1.08)		PCB-203	(1.11)		Deca	Conc.	Qualifiers
PCB-182	(1.04)		PCB-170	(1.75)		PCB-195	(1.26)		PCB-209	(1.41)	
PCB-183	(1.12)		PCB-190	(1.21)		PCB-194	(1.24)				
PCB-185	(1.37)		PCB-189	(1.17)		PCB-205	(1.12)				
			Conc.	1.78		Conc.	0				
			EMPC	1.78		EMPC	0				

Sample ID: MW-5-0719

Method 1668A

Client Data		Sample Data		Laboratory Data			
Name:	SLR International Corp	Matrix:	Aqueous	Project No.:	B3549	Date Received:	02-Aug-2019
Project ID:	Nord Door	Weight/Volume:	0.95 L	Sample ID:	B3549_16902_PCB_005	Date Extracted:	14-Aug-2019
Date Collected:	30-Jul-2019	pH	6	QC Batch No.:	16902	Date Analyzed:	22-Aug-2019
Analyte	Conc.	DL	EMPC	Qualifier	Standard	Recovery	
	pg/L	pg/L	pg/L				%
PCB-77 33'44'-TeCB	ND	2.63			ES PCB-1		40.8
PCB-81 344'5'-TeCB	ND	2.4			ES PCB-3		51.8
PCB-105 233'44'-PeCB	ND	1.92			ES PCB-4		50.4
PCB-114 2344'5'-PeCB	ND	1.65			ES PCB-15		61.8
PCB-118 23'44'5'-PeCB	3.73			J B	ES PCB-19		50.8
PCB-123 23'44'5'-PeCB	ND	1.66			ES PCB-37		74
PCB-126 33'44'5'-PeCB	ND	2.11			ES PCB-54		81.4
PCB-156/157 233'44'5'/233'44'5'-HxCB	ND	2.59		C	ES PCB-77		70.9
PCB-167 23'44'55'-HxCB	ND	1.72			ES PCB-81		74.1
PCB-169 33'44'55'-HxCB	ND	2.46			ES PCB-104		106
PCB-189 233'44'55'-HpCB	ND	2.17			ES PCB-105		76.9
					ES PCB-114		81.8
TEQs (WHO 2005 M/H)					ES PCB-118		83
					ES PCB-123		85.4
ND = 0	0.000112		0.000112		ES PCB-126		75.7
ND = 0.5 x DL	0.143		0.143		ES PCB-153		92.4
ND = DL	0.287		0.287		ES PCB-155		97.3
					ES PCB-156/157		69.1
					ES PCB-167		73.6
Totals					ES PCB-169		65.2
Mono-CB	ND	2.47			ES PCB-170		107
Di-CB	24.5				ES PCB-180		122
Tri-CB			2.88		ES PCB-188		119
Tetra-CB	58.5		66.1		ES PCB-189		98.8
Penta-CB	3.73		16.8		ES PCB-202		98.4
Hexa-CB	4.54		13.4		ES PCB-205		94
Hepta-CB	2.19				ES PCB-206		101
Octa-CB	ND	1.19			ES PCB-208		107
Nona-CB	ND	1.12			ES PCB-209		96.6
Deca-CB	ND	1.35			CS PCB-28		82.1
					CS PCB-111		86
Total PCB (Mono-Deca)	93.5		126		CS PCB-178		111



Sample ID: MW-5-0719

Method 1668A

Client Data			Sample Data			Laboratory Data						
Name:	SLR International Corp		Matrix:	Aqueous		Project No.:	B3549		Date Received:	02-Aug-2019		
Project ID:	Nord Door		Weight/Volume:	0.95 L		Sample ID:	B3549_16902_PCB_005		Date Extracted:	14-Aug-2019		
Date Collected:	30-Jul-2019		pH	6		QC Batch No.:	16902		Date Analyzed:	22-Aug-2019		
			Units	pg/L		Checkcode:	593-568-VHG/A		Time Analyzed:	16:31:50		

Mono	Conc.	Qualifiers	Tri	Conc.	Qualifiers	Tetra	Conc.	Qualifiers	Tetra	Conc.	Qualifiers
PCB-1	(2.57)		PCB-19	(3.38)		PCB-54	(1.03)		PCB-72	(1.84)	
PCB-2	(2.11)		PCB-30/18	(2.49)	C	PCB-50/53	(2.03)	C	PCB-68	13	
PCB-3	(2.36)		PCB-17	(3.64)		PCB-45	(2.5)		PCB-57	(1.94)	
			PCB-27	(2.62)		PCB-51	21.8		PCB-58	(1.74)	
Conc.	0		PCB-24	(2.61)		PCB-46	(2.55)		PCB-67	(1.68)	
EMPC	0		PCB-16	(3.58)		PCB-52	4.66	J B	PCB-63	(2.18)	
			PCB-32	(2.38)		PCB-73	(1.46)		PCB-61/70/74/76	[4.97]	J B EMPC C
Di	Conc.	Qualifiers	PCB-34	(4.33)		PCB-43	(2.18)		PCB-66	[2.62]	J B EMPC
PCB-4	(3.3)		PCB-23	(4.12)		PCB-69/49	2.38	J B C	PCB-55	(1.79)	
PCB-10	(2.64)		PCB-26/29	(4.22)	C	PCB-48	(2.2)		PCB-56	(1.91)	
PCB-9	(4.43)		PCB-25	(3.45)		PCB-44/47/65	16.7	J B C	PCB-60	(2.22)	
PCB-7	(4.77)		PCB-31	(3.6)		PCB-59/62/75	(1.67)	C	PCB-80	(1.88)	
PCB-6	(4.11)		PCB-28/20	[2.88]	J B EMPC C	PCB-42	(2.35)		PCB-79	(1.84)	
PCB-5	(5.02)		PCB-21/33	(3.99)	C	PCB-41	(2.74)		PCB-78	(2.13)	
PCB-8	(3.91)		PCB-22	(3.73)		PCB-71/40	(1.97)	C	PCB-81	(2.4)	
PCB-14	(4.88)		PCB-36	(3.76)		PCB-64	(1.65)		PCB-77	(2.63)	
PCB-11	24.5	B	PCB-39	(4.22)							
PCB-13/12	(5.18)	C	PCB-38	(4.22)							
PCB-15	(5.49)		PCB-35	(4.54)							
			PCB-37	(4.61)							
Conc.	24.5		Conc.	0					Conc.	58.5	
EMPC	24.5		EMPC	2.88					EMPC	66.1	



5500 Business Drive
 Wilmington, NC 28405, USA
 Tel: +1 910 794-1613
 www.us.sgs.com

Totals	Conc.	EMPC
Mono-Tri	24.5	27.4
Tetra-Hexa	66.8	96.3
Hepta-Deca	2.19	2.19
Mono-Deca	93.5	126

Sample ID: MW-5-0719
Method 1668A

Penta	Conc.	Qualifiers	Penta	Conc.	Qualifiers	Hexa	Conc.	Qualifiers	Hexa	Conc.	Qualifiers
PCB-104	(0.771)		PCB-108/119/86/97/125/87	(1.76)	C	PCB-155	(0.502)		PCB-165	(0.872)	
PCB-96	(0.88)		PCB-117	(2)		PCB-152	(0.536)		PCB-146	(0.89)	
PCB-103	(2.02)		PCB-116/85	(1.73)	C	PCB-150	(0.591)		PCB-161	(0.728)	
PCB-94	(2.46)		PCB-110	[4.04]	J B EMPC	PCB-136	(0.646)		PCB-153/168	[3.97]	J B EMPC C
PCB-95	[4.14]	J EMPC	PCB-115	(1.4)		PCB-145	(0.565)		PCB-141	(1.04)	
PCB-100/93	(2.22)	C	PCB-82	(2.19)		PCB-148	(0.969)		PCB-130	(1.29)	
PCB-102	(1.6)		PCB-111	(1.61)		PCB-151/135	(0.987)	C	PCB-137	(1.2)	
PCB-98	(2.08)		PCB-120	(1.34)		PCB-154	(0.932)		PCB-164	(0.734)	
PCB-88	(2.29)		PCB-107/124	(1.64)	C	PCB-144	(1.01)		PCB-163/138/129	[4.92]	J B EMPC C
PCB-91	(2.1)		PCB-109	(1.55)		PCB-147/149	4.54	J B C	PCB-160	(0.893)	
PCB-84	(2.53)		PCB-123	(1.66)		PCB-134	(1.2)		PCB-158	(0.797)	
PCB-89	(2.11)		PCB-106	(1.56)		PCB-143	(1.08)		PCB-128/166	(1.87)	C
PCB-121	(1.41)		PCB-118	3.73	J B	PCB-139/140	(0.958)	C	PCB-159	(1.46)	
PCB-92	(2.27)		PCB-122	(2.08)		PCB-131	(1.15)		PCB-162	(1.65)	
PCB-113/90/101	[4.85]	J B EMPC C	PCB-114	(1.65)		PCB-142	(1.14)		PCB-167	(1.72)	
PCB-83	(2.87)		PCB-105	(1.92)		PCB-132	(1.1)		PCB-156/157	(2.59)	C
PCB-99	(1.57)		PCB-127	(1.92)		PCB-133	(1.01)		PCB-169	(2.46)	
PCB-112	(1.35)		PCB-126	(2.11)							
			Conc.	3.73					Conc.	4.54	
			EMPC	16.8					EMPC	13.4	

Hepta	Conc.	Qualifiers	Hepta	Conc.	Qualifiers	Octa	Conc.	Qualifiers	Nona	Conc.	Qualifiers
PCB-188	(0.715)		PCB-174	(1.43)		PCB-202	(1.14)		PCB-208	(0.879)	
PCB-179	(0.8)		PCB-177	(1.52)		PCB-201	(1.45)		PCB-207	(0.979)	
PCB-184	(0.851)		PCB-181	(1.41)		PCB-204	(1.25)		PCB-206	(1.36)	
PCB-176	(0.919)		PCB-171/173	(1.65)	C	PCB-197	(1.27)				
PCB-186	(0.772)		PCB-172	(1.63)		PCB-200	(1.47)		Conc.	0	
PCB-178	(1.22)		PCB-192	(1.13)		PCB-198/199	(1.67)	C	EMPC	0	
PCB-175	(1.55)		PCB-180/193	2.19	J B C	PCB-196	(1.9)				
PCB-187	(1.26)		PCB-191	(1.34)		PCB-203	(1.54)		Deca	Conc.	Qualifiers
PCB-182	(1.3)		PCB-170	(2.28)		PCB-195	(1.41)		PCB-209	(1.35)	
PCB-183	(1.39)		PCB-190	(1.58)		PCB-194	(1.38)				
PCB-185	(1.7)		PCB-189	(2.17)		PCB-205	(1.25)				
			Conc.	2.19		Conc.	0				
			EMPC	2.19		EMPC	0				

Sample ID: MW-6-0719

Method 1668A

Client Data		Sample Data		Laboratory Data			
Name:	SLR International Corp	Matrix:	Aqueous	Project No.:	B3549	Date Received:	02-Aug-2019
Project ID:	Nord Door	Weight/Volume:	0.96 L	Sample ID:	B3549_16902_PCB_006	Date Extracted:	14-Aug-2019
Date Collected:	31-Jul-2019	pH	6	QC Batch No.:	16902	Date Analyzed:	22-Aug-2019
Analyte	Conc.	DL	EMPC	Qualifier	Standard	Recovery	
	pg/L	pg/L	pg/L			%	
PCB-77 33'44'-TeCB	ND	1.8			ES PCB-1	40.3	
PCB-81 344'5'-TeCB	ND	1.52			ES PCB-3	49.3	
PCB-105 233'44'-PeCB	EMPC		2.2	J B	ES PCB-4	48.4	
PCB-114 2344'5'-PeCB	ND	1.46			ES PCB-15	58.8	
PCB-118 23'44'5'-PeCB	4.48			J B	ES PCB-19	51.3	
PCB-123 23'44'5'-PeCB	ND	1.55			ES PCB-37	68.5	
PCB-126 33'44'5'-PeCB	ND	2.08			ES PCB-54	83.9	
PCB-156/157 233'44'5'/233'44'5'-HxCB	2.64			J B C	ES PCB-77	65.1	
PCB-167 23'44'55'-HxCB	ND	1.53			ES PCB-81	71.4	
PCB-169 33'44'55'-HxCB	ND	2.31			ES PCB-104	114	
PCB-189 233'44'55'-HpCB	ND	1.6			ES PCB-105	80.3	
					ES PCB-114	86.8	
TEQs (WHO 2005 M/H)					ES PCB-118	89	
					ES PCB-123	85.6	
ND = 0	0.000213		0.000279		ES PCB-126	75.1	
ND = 0.5 x DL	0.139		0.139		ES PCB-153	95.2	
ND = DL	0.278		0.278		ES PCB-155	97.8	
					ES PCB-156/157	69.8	
Totals					ES PCB-167	71.4	
Mono-CB	ND	2.38			ES PCB-169	64.7	
Di-CB	26.5				ES PCB-170	117	
Tri-CB	ND	3.06			ES PCB-180	122	
Tetra-CB	23.4		33.9		ES PCB-188	120	
Penta-CB	21.8		24		ES PCB-189	98.2	
Hexa-CB	10.2		27.4		ES PCB-202	102	
Hepta-CB			3.57		ES PCB-205	95.2	
Octa-CB	ND	1.04			ES PCB-206	101	
Nona-CB	ND	1.11			ES PCB-208	109	
Deca-CB	ND	1.13			ES PCB-209	95.4	
					CS PCB-28	75.1	
Total PCB (Mono-Deca)	82		115		CS PCB-111	78.5	
					CS PCB-178	106	



Sample ID: MW-6-0719

Method 1668A

Client Data			Sample Data			Laboratory Data						
Name:	SLR International Corp		Matrix:	Aqueous		Project No.:	B3549		Date Received:	02-Aug-2019		
Project ID:	Nord Door		Weight/Volume:	0.96 L		Sample ID:	B3549_16902_PCB_006		Date Extracted:	14-Aug-2019		
Date Collected:	31-Jul-2019		pH	6		QC Batch No.:	16902		Date Analyzed:	22-Aug-2019		
			Units	pg/L		Checkcode:	895-790-JST/A		Time Analyzed:	17:27:54		

Mono	Conc.	Qualifiers	Tri	Conc.	Qualifiers	Tetra	Conc.	Qualifiers	Tetra	Conc.	Qualifiers
PCB-1	(2.37)		PCB-19	(2.68)		PCB-54	(0.81)		PCB-72	(1.16)	
PCB-2	(2.13)		PCB-30/18	(1.98)	C	PCB-50/53	(1.93)	C	PCB-68	5.6	J
PCB-3	(2.38)		PCB-17	(2.89)		PCB-45	(2.37)		PCB-57	(1.23)	
			PCB-27	(2.08)		PCB-51	[2.92]	J EMPC	PCB-58	(1.1)	
Conc.	0		PCB-24	(2.07)		PCB-46	(2.42)		PCB-67	(1.06)	
EMPC	0		PCB-16	(2.84)		PCB-52	[3.39]	J B EMPC	PCB-63	(1.38)	
			PCB-32	(1.89)		PCB-73	(1.39)		PCB-61/70/74/76	[4.14]	J B EMPC C
Di	Conc.	Qualifiers	PCB-34	(3.23)		PCB-43	(2.07)		PCB-66	(1.19)	
PCB-4	(2.31)		PCB-23	(3.08)		PCB-69/49	(1.74)	C	PCB-55	(1.13)	
PCB-10	(1.86)		PCB-26/29	(3.15)	C	PCB-48	(2.09)		PCB-56	(1.21)	
PCB-9	(3.85)		PCB-25	(2.58)		PCB-44/47/65	17.8	J B C	PCB-60	(1.4)	
PCB-7	(4.14)		PCB-31	(2.69)		PCB-59/62/75	(1.59)	C	PCB-80	(1.19)	
PCB-6	(3.57)		PCB-28/20	(2.94)	C	PCB-42	(2.23)		PCB-79	(1.17)	
PCB-5	(4.36)		PCB-21/33	(2.98)	C	PCB-41	(2.6)		PCB-78	(1.35)	
PCB-8	(3.4)		PCB-22	(2.79)		PCB-71/40	(1.87)	C	PCB-81	(1.52)	
PCB-14	(4.24)		PCB-36	(2.81)		PCB-64	(1.57)		PCB-77	(1.8)	
PCB-11	26.5	B	PCB-39	(3.15)							
PCB-13/12	(4.5)	C	PCB-38	(3.15)							
PCB-15	(4.77)		PCB-35	(3.39)							
			PCB-37	(3.45)							
Conc.	26.5		Conc.	0					Conc.	23.4	
EMPC	26.5		EMPC	0					EMPC	33.9	



5500 Business Drive
 Wilmington, NC 28405, USA
 Tel: +1 910 794-1613
 www.us.sgs.com

Totals	Conc.	EMPC
Mono-Tri	26.5	26.5
Tetra-Hexa	55.5	85.3
Hepta-Deca	0	3.57
Mono-Deca	82	115

Sample ID: MW-6-0719
Method 1668A

Penta	Conc.	Qualifiers	Penta	Conc.	Qualifiers	Hexa	Conc.	Qualifiers	Hexa	Conc.	Qualifiers
PCB-104	(0.524)		PCB-108/119/86/97/125/87	(1.64)	C	PCB-155	(0.436)		PCB-165	(0.701)	
PCB-96	(0.598)		PCB-117	(1.87)		PCB-152	(0.466)		PCB-146	(0.715)	
PCB-103	(1.89)		PCB-116/85	(1.62)	C	PCB-150	(0.513)		PCB-161	(0.585)	
PCB-94	(2.29)		PCB-110	5.69	J B	PCB-136	(0.561)		PCB-153/168	[5.67]	J B EMPC C
PCB-95	5.72	J	PCB-115	(1.31)		PCB-145	(0.49)		PCB-141	(0.838)	
PCB-100/93	(2.08)	C	PCB-82	(2.05)		PCB-148	(0.778)		PCB-130	(1.03)	
PCB-102	(1.49)		PCB-111	(1.51)		PCB-151/135	(0.793)	C	PCB-137	(0.967)	
PCB-98	(1.94)		PCB-120	(1.25)		PCB-154	(0.748)		PCB-164	(0.59)	
PCB-88	(2.13)		PCB-107/124	(1.53)	C	PCB-144	(0.808)		PCB-163/138/129	[9.68]	J B EMPC C
PCB-91	(1.96)		PCB-109	(1.45)		PCB-147/149	7.61	J B C	PCB-160	(0.717)	
PCB-84	(2.37)		PCB-123	(1.55)		PCB-134	(0.965)		PCB-158	(0.64)	
PCB-89	(1.97)		PCB-106	(1.45)		PCB-143	(0.864)		PCB-128/166	(1.67)	C
PCB-121	(1.32)		PCB-118	4.48	J B	PCB-139/140	(0.769)	C	PCB-159	(1.3)	
PCB-92	(2.12)		PCB-122	(1.85)		PCB-131	(0.92)		PCB-162	(1.47)	
PCB-113/90/101	5.92	J B C	PCB-114	(1.46)		PCB-142	(0.914)		PCB-167	(1.53)	
PCB-83	(2.68)		PCB-105	[2.2]	J B EMPC	PCB-132	[1.77]	J EMPC	PCB-156/157	2.64	J B C
PCB-99	(1.46)		PCB-127	(1.87)		PCB-133	(0.813)		PCB-169	(2.31)	
PCB-112	(1.26)		PCB-126	(2.08)							
			Conc.	21.8					Conc.	10.2	
			EMPC	24					EMPC	27.4	
Hepta	Conc.	Qualifiers	Hepta	Conc.	Qualifiers	Octa	Conc.	Qualifiers	Nona	Conc.	Qualifiers
PCB-188	(0.703)		PCB-174	(1.32)		PCB-202	(0.744)		PCB-208	(0.874)	
PCB-179	(0.786)		PCB-177	(1.4)		PCB-201	(0.947)		PCB-207	(0.973)	
PCB-184	(0.836)		PCB-181	(1.3)		PCB-204	(0.815)		PCB-206	(1.35)	
PCB-176	(0.903)		PCB-171/173	(1.52)	C	PCB-197	(0.832)				
PCB-186	(0.758)		PCB-172	(1.5)		PCB-200	(0.958)		Conc.	0	
PCB-178	(1.2)		PCB-192	(1.04)		PCB-198/199	(1.09)	C	EMPC	0	
PCB-175	(1.43)		PCB-180/193	[3.57]	J B EMPC C	PCB-196	(1.24)				
PCB-187	(1.16)		PCB-191	(1.23)		PCB-203	(1.01)		Deca	Conc.	Qualifiers
PCB-182	(1.19)		PCB-170	(1.99)		PCB-195	(1.5)		PCB-209	(1.13)	
PCB-183	(1.28)		PCB-190	(1.38)		PCB-194	(1.47)				
PCB-185	(1.56)		PCB-189	(1.6)		PCB-205	(1.33)				
			Conc.	0		Conc.	0				
			EMPC	3.57		EMPC	0				

Sample ID: MW-7-0719

Method 1668A

Client Data		Sample Data		Laboratory Data			
Name:	SLR International Corp	Matrix:	Aqueous	Project No.:	B3549	Date Received:	02-Aug-2019
Project ID:	Nord Door	Weight/Volume:	0.94 L	Sample ID:	B3549_16902_PCB_007	Date Extracted:	14-Aug-2019
Date Collected:	30-Jul-2019	pH	6	QC Batch No.:	16902	Date Analyzed:	22-Aug-2019
Analyte	Conc.	DL	EMPC	Qualifier	Standard	Recovery	
	pg/L	pg/L	pg/L			%	
PCB-77 33'44'-TeCB	ND	2.47			ES PCB-1	42.1	
PCB-81 344'5'-TeCB	ND	2.34			ES PCB-3	49.2	
PCB-105 233'44'-PeCB	ND	1.78			ES PCB-4	48.1	
PCB-114 2344'5'-PeCB	ND	1.58			ES PCB-15	56.2	
PCB-118 23'44'5'-PeCB	6.92			J B	ES PCB-19	48.8	
PCB-123 23'44'5'-PeCB	ND	1.63			ES PCB-37	65.5	
PCB-126 33'44'5'-PeCB	ND	2.43			ES PCB-54	82.1	
PCB-156/157 233'44'5'/233'44'5'-HxCB	ND	3.13		C	ES PCB-77	63.7	
PCB-167 23'44'55'-HxCB	ND	1.93			ES PCB-81	67.6	
PCB-169 33'44'55'-HxCB	ND	3.11			ES PCB-104	103	
PCB-189 233'44'55'-HpCB	ND	1.51			ES PCB-105	69.1	
					ES PCB-114	76.5	
TEQs (WHO 2005 M/H)					ES PCB-118	78	
					ES PCB-123	77.6	
ND = 0	0.000208		0.000208		ES PCB-126	68.9	
ND = 0.5 x DL	0.169		0.169		ES PCB-153	92.6	
ND = DL	0.338		0.338		ES PCB-155	97.8	
					ES PCB-156/157	66.9	
Totals					ES PCB-167	71	
Mono-CB	9.78				ES PCB-169	62	
Di-CB	28.4				ES PCB-170	112	
Tri-CB	ND	3.37			ES PCB-180	115	
Tetra-CB	63.3		108		ES PCB-188	117	
Penta-CB	66.3		156		ES PCB-189	97.5	
Hexa-CB	54.8		75.5		ES PCB-202	98.2	
Hepta-CB	4.02		10.6		ES PCB-205	93.6	
Octa-CB	ND	1.23			ES PCB-206	98.1	
Nona-CB	ND	1.5			ES PCB-208	106	
Deca-CB	ND	1.42			ES PCB-209	93.9	
					CS PCB-28	83.6	
Total PCB (Mono-Deca)	227		388		CS PCB-111	82.2	
					CS PCB-178	118	



Sample ID: MW-7-0719

Method 1668A

Client Data			Sample Data			Laboratory Data						
Name:	SLR International Corp		Matrix:	Aqueous		Project No.:	B3549		Date Received:	02-Aug-2019		
Project ID:	Nord Door		Weight/Volume:	0.94 L		Sample ID:	B3549_16902_PCB_007		Date Extracted:	14-Aug-2019		
Date Collected:	30-Jul-2019		pH	6		QC Batch No.:	16902		Date Analyzed:	22-Aug-2019		
			Units	pg/L		Checkcode:	141-076-MXL/A		Time Analyzed:	18:23:59		

Mono	Conc.	Qualifiers	Tri	Conc.	Qualifiers	Tetra	Conc.	Qualifiers	Tetra	Conc.	Qualifiers
PCB-1	9.78	J	PCB-19	(2.84)		PCB-54	(1.02)		PCB-72	(1.79)	
PCB-2	(2.46)		PCB-30/18	(2.1)	C	PCB-50/53	[2.7]	J EMPC C	PCB-68	[7.37]	J EMPC
PCB-3	(2.75)		PCB-17	(3.06)		PCB-45	(2.81)		PCB-57	(1.9)	
			PCB-27	(2.2)		PCB-51	8.07	J	PCB-58	(1.7)	
Conc.	9.78		PCB-24	(2.2)		PCB-46	(2.87)		PCB-67	(1.64)	
EMPC	9.78		PCB-16	(3.01)		PCB-52	51.5		PCB-63	(2.13)	
			PCB-32	(2)		PCB-73	(1.64)		PCB-61/70/74/76	[6.55]	J B EMPC C
Di	Conc.	Qualifiers	PCB-34	(3.65)		PCB-43	(2.45)		PCB-66	(1.84)	
PCB-4	(3.34)		PCB-23	(3.48)		PCB-69/49	[5.18]	J B EMPC C	PCB-55	(1.75)	
PCB-10	(2.68)		PCB-26/29	(3.56)	C	PCB-48	(2.47)		PCB-56	(1.87)	
PCB-9	(5.9)		PCB-25	(2.91)		PCB-44/47/65	[22.8]	J B EMPC C	PCB-60	(2.17)	
PCB-7	(6.35)		PCB-31	(3.04)		PCB-59/62/75	(1.88)	C	PCB-80	(1.84)	
PCB-6	(5.48)		PCB-28/20	(3.32)	C	PCB-42	(2.64)		PCB-79	(1.8)	
PCB-5	(6.69)		PCB-21/33	(3.37)	C	PCB-41	(3.08)		PCB-78	(2.08)	
PCB-8	(5.21)		PCB-22	(3.15)		PCB-71/40	(2.22)	C	PCB-81	(2.34)	
PCB-14	(6.5)		PCB-36	(3.17)		PCB-64	3.75	J B	PCB-77	(2.47)	
PCB-11	28.4	B	PCB-39	(3.56)							
PCB-13/12	(6.9)	C	PCB-38	(3.56)							
PCB-15	(7.31)		PCB-35	(3.83)							
			PCB-37	(3.89)							
Conc.	28.4		Conc.	0					Conc.	63.3	
EMPC	28.4		EMPC	0					EMPC	108	



5500 Business Drive
 Wilmington, NC 28405, USA
 Tel: +1 910 794-1613
 www.us.sgs.com

Totals	Conc.	EMPC
Mono-Tri	38.2	38.2
Tetra-Hexa	184	339
Hepta-Deca	4.02	10.6
Mono-Deca	227	388



Sample ID: MW-7-0719

Method 1668A

Penta			Penta			Hexa			Hexa		
Conc.	Qualifiers		Conc.	Qualifiers		Conc.	Qualifiers		Conc.	Qualifiers	
PCB-104	(0.808)		PCB-108/119/86/97/125/87	[9.55]	J B EMPC C	PCB-155	(0.667)		PCB-165	(1.17)	
PCB-96	(0.921)		PCB-117	(1.96)		PCB-152	(0.713)		PCB-146	(1.2)	
PCB-103	(1.99)		PCB-116/85	(1.7)	C	PCB-150	(0.786)		PCB-161	(0.978)	
PCB-94	(2.41)		PCB-110	32	B	PCB-136	[4.86]	J EMPC	PCB-153/168	15.7	J B C
PCB-95	[55.8]	EMPC	PCB-115	(1.38)		PCB-145	(0.751)		PCB-141	(1.4)	
PCB-100/93	(2.18)	C	PCB-82	(2.16)		PCB-148	(1.3)		PCB-130	(1.73)	
PCB-102	(1.57)		PCB-111	(1.58)		PCB-151/135	[7.56]	J EMPC C	PCB-137	(1.62)	
PCB-98	(2.04)		PCB-120	(1.32)		PCB-154	(1.25)		PCB-164	(0.986)	
PCB-88	(2.24)		PCB-107/124	(1.61)	C	PCB-144	(1.35)		PCB-163/138/129	19	J B C
PCB-91	6.39	J	PCB-109	(1.52)		PCB-147/149	20.1	J B C	PCB-160	(1.2)	
PCB-84	13.6		PCB-123	(1.63)		PCB-134	(1.61)		PCB-158	[1.84]	J EMPC
PCB-89	(2.08)		PCB-106	(1.53)		PCB-143	(1.45)		PCB-128/166	(2.1)	C
PCB-121	(1.38)		PCB-118	6.92	J B	PCB-139/140	(1.29)	C	PCB-159	(1.64)	
PCB-92	7.37	J	PCB-122	(2)		PCB-131	(1.54)		PCB-162	(1.84)	
PCB-113/90/101	[17.4]	J B EMPC C	PCB-114	(1.58)		PCB-142	(1.53)		PCB-167	(1.93)	
PCB-83	(2.82)		PCB-105	(1.78)		PCB-132	[6.4]	J EMPC	PCB-156/157	(3.13)	C
PCB-99	[6.5]	J B EMPC	PCB-127	(1.78)		PCB-133	(1.36)		PCB-169	(3.11)	
PCB-112	(1.33)		PCB-126	(2.43)							
			Conc.	66.3					Conc.	54.8	
			EMPC	156					EMPC	75.5	
Hepta			Hepta			Octa			Nona		
Conc.	Qualifiers		Conc.	Qualifiers		Conc.	Qualifiers		Conc.	Qualifiers	
PCB-188	(0.857)		PCB-174	(1.97)		PCB-202	(0.864)		PCB-208	(1.11)	
PCB-179	(0.958)		PCB-177	(2.09)		PCB-201	(1.1)		PCB-207	(1.24)	
PCB-184	(1.02)		PCB-181	(1.94)		PCB-204	(0.947)		PCB-206	(1.89)	
PCB-176	(1.1)		PCB-171/173	(2.27)	C	PCB-197	(0.965)				
PCB-186	(0.925)		PCB-172	(2.24)		PCB-200	(1.11)		Conc.	0	
PCB-178	(1.46)		PCB-192	(1.56)		PCB-198/199	(1.27)	C	EMPC	0	
PCB-175	(2.13)		PCB-180/193	[6.61]	J B EMPC C	PCB-196	(1.44)				
PCB-187	4.02	J	PCB-191	(1.84)		PCB-203	(1.17)		Deca	Conc.	Qualifiers
PCB-182	(1.78)		PCB-170	(2.86)		PCB-195	(1.79)		PCB-209	(1.42)	
PCB-183	(1.91)		PCB-190	(1.99)		PCB-194	(1.76)				
PCB-185	(2.33)		PCB-189	(1.51)		PCB-205	(1.59)				
			Conc.	4.02		Conc.	0				
			EMPC	10.6		EMPC	0				

Sample ID: MW-8A-0719

Method 1668A

Client Data		Sample Data		Laboratory Data			
Name:	SLR International Corp	Matrix:	Aqueous	Project No.:	B3549	Date Received:	02-Aug-2019
Project ID:	Nord Door	Weight/Volume:	0.97 L	Sample ID:	B3549_16902_PCB_008-D2	Date Extracted:	14-Aug-2019
Date Collected:	30-Jul-2019	pH	6	QC Batch No.:	16902	Date Analyzed:	23-Aug-2019
Analyte	Conc.	DL	EMPC	Qualifier	Standard	Recovery	
	pg/L	pg/L	pg/L			%	
PCB-77 33'44'-TeCB	20.7				ES PCB-1	46.1	
PCB-81 344'5'-TeCB	EMPC		11.4		ES PCB-3	62.1	
PCB-105 233'44'-PeCB	EMPC		12.7	B	ES PCB-4	54.7	
PCB-114 2344'5'-PeCB	ND	6.11			ES PCB-15	57.4	
PCB-118 23'44'5'-PeCB	17			B	ES PCB-19	54	
PCB-123 23'44'5'-PeCB	ND	6.23			ES PCB-37	67.4	
PCB-126 33'44'5'-PeCB	EMPC		17.5		ES PCB-54	85.1	
PCB-156/157 233'44'5'/233'44'5'-HxCB	26.4			B C	ES PCB-77	63.4	
PCB-167 23'44'55'-HxCB	ND	7.18			ES PCB-81	64.7	
PCB-169 33'44'55'-HxCB	26.1				ES PCB-104	104	
PCB-189 233'44'55'-HpCB	ND	7.47			ES PCB-105	67.5	
					ES PCB-114	71.9	
TEQs (WHO 2005 M/H)					ES PCB-118	70.9	
					ES PCB-123	68.9	
ND = 0	0.787		2.54		ES PCB-126	65.8	
ND = 0.5 x DL	1.16		2.54		ES PCB-153	81	
ND = DL	1.52		2.54		ES PCB-155	89.2	
					ES PCB-156/157	61.3	
Totals					ES PCB-167	60.3	
Mono-CB	144		219		ES PCB-169	57.6	
Di-CB	32.8				ES PCB-170	93.7	
Tri-CB	29.5		78.6		ES PCB-180	110	
Tetra-CB	88.9		232		ES PCB-188	114	
Penta-CB	47.6		121		ES PCB-189	77.2	
Hexa-CB	91.4		126		ES PCB-202	84.5	
Hepta-CB	16.4				ES PCB-205	75.7	
Octa-CB	ND	4.67			ES PCB-206	83.4	
Nona-CB	ND	4.62			ES PCB-208	88.1	
Deca-CB	ND	4.18			ES PCB-209	78.8	
					CS PCB-28	89.3	
Total PCB (Mono-Deca)	450		826		CS PCB-111	83	
					CS PCB-178	111	

Checkcode: 185-809-KQP/A


SGS North America - PCB v0.83

Report Created: 23-Aug-2019 16:22 Analyst: MS



Sample ID: MW-8A-0719

Method 1668A

Client Data			Sample Data			Laboratory Data								
Name:	SLR International Corp		Matrix:	Aqueous		Project No.:	B3549		Date Received:	02-Aug-2019				
Project ID:	Nord Door		Weight/Volume:	0.97 L		Sample ID:	B3549_16902_PCB_008-D2		Date Extracted:	14-Aug-2019				
Date Collected:	30-Jul-2019		pH	6		QC Batch No.:	16902		Date Analyzed:	23-Aug-2019				
			Units	pg/L		Checkcode:	185-809-KQP/A		Time Analyzed:	13:15:52				
Mono	Conc.	Qualifiers	Tri	Conc.	Qualifiers	Tetra	Conc.	Qualifiers	Tetra	Conc.	Qualifiers			
PCB-1	92.4		PCB-19	(5.57)		PCB-54	(4.3)		PCB-72	(3.86)				
PCB-2	[75.4]	EMPC	PCB-30/18	[6.52]	J EMPC C	PCB-50/53	(6.13)	C	PCB-68	[18.5]	EMPC			
PCB-3	51.4		PCB-17	(6.38)		PCB-45	(9.01)		PCB-57	(4.11)				
			PCB-27	(4.5)		PCB-51	[30.3]	EMPC	PCB-58	(3.75)				
Conc.	144		PCB-24	(4.46)		PCB-46	(7.91)		PCB-67	(3.62)				
EMPC	219		PCB-16	(6.38)		PCB-52	[5.71]	J B EMPC	PCB-63	(4.7)				
			PCB-32	(4.05)		PCB-73	(4.9)		PCB-61/70/74/76	[24.2]	J B EMPC C			
Di	Conc.	Qualifiers	PCB-34	(7.72)		PCB-43	(6.31)		PCB-66	[7.88]	J B EMPC			
PCB-4	(6.65)		PCB-23	(7.45)		PCB-69/49	[8.5]	J B EMPC C	PCB-55	[5.71]	J EMPC			
PCB-10	(5.02)		PCB-26/29	(7.8)	C	PCB-48	(7.03)		PCB-56	[6.92]	J B EMPC			
PCB-9	(7.68)		PCB-25	(6.21)		PCB-44/47/65	44.9	C	PCB-60	[6.99]	J EMPC			
PCB-7	(8.61)		PCB-31	(6.36)		PCB-59/62/75	[6.8]	J EMPC C	PCB-80	8.93	J			
PCB-6	(7.37)		PCB-28/20	11.7	J B C	PCB-42	(7.44)		PCB-79	[10.1]	J EMPC			
PCB-5	(8.96)		PCB-21/33	12	J C	PCB-41	(8.88)		PCB-78	14.3				
PCB-8	(7.1)		PCB-22	5.79	J	PCB-71/40	(6.66)	C	PCB-81	[11.4]	EMPC			
PCB-14	(9.2)		PCB-36	[6.87]	J EMPC	PCB-64	(5.5)		PCB-77	20.7				
PCB-11	32.8	B	PCB-39	[7.63]	J EMPC									
PCB-13/12	(9.7)	C	PCB-38	[6.59]	J EMPC									
PCB-15	(10.1)		PCB-35	[10.6]	EMPC									
			PCB-37	[10.9]	EMPC									
Conc.	32.8		Conc.	29.5					Conc.	88.9				
EMPC	32.8		EMPC	78.6					EMPC	232				
 <p>5500 Business Drive Wilmington, NC 28405, USA Tel: +1 910 794-1613 www.us.sgs.com</p>						Totals								
						Mono-Tri			206			331		
						Tetra-Hexa			228			479		
						Hepta-Deca			16.4			16.4		
						Mono-Deca			450			826		

Sample ID: MW-8A-0719
Method 1668A

Penta			Penta			Hexa			Hexa		
Conc.	Qualifiers		Conc.	Qualifiers		Conc.	Qualifiers		Conc.	Qualifiers	
PCB-104	(1.75)		PCB-108/119/86/97/125/87	[26.6]	J B EMPC C	PCB-155	(3.27)		PCB-165	(4.71)	
PCB-96	(1.94)		PCB-117	(6.27)		PCB-152	(3.45)		PCB-146	(4.92)	
PCB-103	(6.41)		PCB-116/85	(6.49)	C	PCB-150	(3.95)		PCB-161	(4.3)	
PCB-94	(7.8)		PCB-110	16.2	B	PCB-136	(4.39)		PCB-153/168	16	J B C
PCB-95	(7.11)		PCB-115	(4.59)		PCB-145	(3.77)		PCB-141	(6.72)	
PCB-100/93	(6.95)	C	PCB-82	(7.69)		PCB-148	(5.54)		PCB-130	(8.02)	
PCB-102	(6)		PCB-111	(5.6)		PCB-151/135	(5.83)	C	PCB-137	(6.92)	
PCB-98	(5.98)		PCB-120	(4.8)		PCB-154	(5.35)		PCB-164	(4.82)	
PCB-88	(8.33)		PCB-107/124	14.5	J C	PCB-144	(6.06)		PCB-163/138/129	22.8	J B C
PCB-91	(6.28)		PCB-109	(5.9)		PCB-147/149	[15.4]	J B EMPC C	PCB-160	(5.4)	
PCB-84	(8.25)		PCB-123	(6.23)		PCB-134	(7.92)		PCB-158	(4.91)	
PCB-89	(6.97)		PCB-106	(5.44)		PCB-143	(5.93)		PCB-128/166	[10.3]	J EMPC C
PCB-121	(4.68)		PCB-118	17	B	PCB-139/140	(5.65)	C	PCB-159	(5.8)	
PCB-92	(7.75)		PCB-122	(7.56)		PCB-131	(6.79)		PCB-162	(6.65)	
PCB-113/90/101	[16.6]	J B EMPC C	PCB-114	(6.11)		PCB-142	(6.63)		PCB-167	(7.18)	
PCB-83	(9.1)		PCB-105	[12.7]	B EMPC	PCB-132	[9.32]	J EMPC	PCB-156/157	26.4	B C
PCB-99	(6.02)		PCB-127	(7.73)		PCB-133	(5.93)		PCB-169	26.1	
PCB-112	(4.61)		PCB-126	[17.5]	EMPC						
			Conc.	47.6					Conc.	91.4	
			EMPC	121					EMPC	126	

Hepta			Hepta			Octa			Nona		
Conc.	Qualifiers		Conc.	Qualifiers		Conc.	Qualifiers		Conc.	Qualifiers	
PCB-188	(2.81)		PCB-174	(5.79)		PCB-202	(3.4)		PCB-208	(3.7)	
PCB-179	(2.96)		PCB-177	(5.96)		PCB-201	(4.29)		PCB-207	(4.01)	
PCB-184	(3.21)		PCB-181	(5.46)		PCB-204	(3.6)		PCB-206	(5.54)	
PCB-176	(3.7)		PCB-171/173	(6.42)	C	PCB-197	(3.86)				
PCB-186	(3.06)		PCB-172	(6.5)		PCB-200	(4.18)		Conc.	0	
PCB-178	(5.01)		PCB-192	(4.47)		PCB-198/199	(4.93)	C	EMPC	0	
PCB-175	(5.99)		PCB-180/193	16.4	J B C	PCB-196	(5.77)				
PCB-187	(4.78)		PCB-191	(5.24)		PCB-203	(4.65)		Deca	Conc.	Qualifiers
PCB-182	(4.73)		PCB-170	(9.72)		PCB-195	(6.72)		PCB-209	(4.18)	
PCB-183	(5.69)		PCB-190	(6.63)		PCB-194	(6.53)				
PCB-185	(6.08)		PCB-189	(7.47)		PCB-205	(5.94)				
			Conc.	16.4		Conc.	0				
			EMPC	16.4		EMPC	0				

Sample ID: MW-9A-0719

Method 1668A

Client Data		Sample Data		Laboratory Data			
Name:	SLR International Corp	Matrix:	Aqueous	Project No.:	B3549	Date Received:	02-Aug-2019
Project ID:	Nord Door	Weight/Volume:	0.96 L	Sample ID:	B3549_16902_PCB_009	Date Extracted:	14-Aug-2019
Date Collected:	31-Jul-2019	pH	6	QC Batch No.:	16902	Date Analyzed:	22-Aug-2019
Analyte	Conc.	DL	EMPC	Qualifier	Standard	Recovery	
	pg/L	pg/L	pg/L			%	
PCB-77 33'44'-TeCB	2.71			J	ES PCB-1	45.6	
PCB-81 344'5'-TeCB	ND	1.88			ES PCB-3	50.9	
PCB-105 233'44'-PeCB	EMPC		2.97	J B	ES PCB-4	48.6	
PCB-114 2344'5'-PeCB	ND	1.58			ES PCB-15	53.8	
PCB-118 23'44'5'-PeCB	EMPC		3.79	J B	ES PCB-19	48.6	
PCB-123 23'44'5'-PeCB	ND	1.49			ES PCB-37	64.5	
PCB-126 33'44'5'-PeCB	ND	2.19			ES PCB-54	82.1	
PCB-156/157 233'44'5'/233'44'5'-HxCB	ND	3.11		C	ES PCB-77	61.2	
PCB-167 23'44'55'-HxCB	ND	2.07			ES PCB-81	64.9	
PCB-169 33'44'55'-HxCB	ND	2.95			ES PCB-104	110	
PCB-189 233'44'55'-HpCB	ND	1.7			ES PCB-105	72.1	
					ES PCB-114	77.7	
TEQs (WHO 2005 M/H)					ES PCB-118	80	
					ES PCB-123	81.7	
ND = 0	0.000271		0.000474		ES PCB-126	70	
ND = 0.5 x DL	0.155		0.155		ES PCB-153	90.2	
ND = DL	0.309		0.309		ES PCB-155	99.1	
					ES PCB-156/157	65.3	
Totals					ES PCB-167	68	
Mono-CB	ND	2.36			ES PCB-169	62.6	
Di-CB			26.7		ES PCB-170	108	
Tri-CB	5.92		9.12		ES PCB-180	119	
Tetra-CB	44.5		69.8		ES PCB-188	115	
Penta-CB	10.8		40.2		ES PCB-189	96.7	
Hexa-CB	20.8		40.1		ES PCB-202	96.6	
Hepta-CB			9.42		ES PCB-205	94.1	
Octa-CB	ND	1.26			ES PCB-206	99.8	
Nona-CB	ND	0.977			ES PCB-208	108	
Deca-CB	ND	1.78			ES PCB-209	96.9	
					CS PCB-28	85.9	
Total PCB (Mono-Deca)	81.9		195		CS PCB-111	85.4	
					CS PCB-178	117	

Checkcode: 559-044-XLZ/A

SGS North America - PCB v0.83

Report Created: 23-Aug-2019 16:20 Analyst: MS



Sample ID: MW-9A-0719

Method 1668A

Client Data			Sample Data			Laboratory Data						
Name:	SLR International Corp		Matrix:	Aqueous		Project No.:	B3549		Date Received:	02-Aug-2019		
Project ID:	Nord Door		Weight/Volume:	0.96 L		Sample ID:	B3549_16902_PCB_009		Date Extracted:	14-Aug-2019		
Date Collected:	31-Jul-2019		pH	6		QC Batch No.:	16902		Date Analyzed:	22-Aug-2019		
			Units	pg/L		Checkcode:	559-044-XLZ/A		Time Analyzed:	23:21:57		

Mono	Conc.	Qualifiers	Tri	Conc.	Qualifiers	Tetra	Conc.	Qualifiers	Tetra	Conc.	Qualifiers
PCB-1	(2.32)		PCB-19	(2.18)		PCB-54	(0.789)		PCB-72	(1.36)	
PCB-2	(2.12)		PCB-30/18	3.24	J C	PCB-50/53	(1.97)	C	PCB-68	[9.48]	J EMPC
PCB-3	(2.41)		PCB-17	(2.42)		PCB-45	(2.34)		PCB-57	(1.45)	
			PCB-27	(1.72)		PCB-51	10.8		PCB-58	(1.29)	
Conc.	0		PCB-24	(1.71)		PCB-46	(2.47)		PCB-67	(1.29)	
EMPC	0		PCB-16	(2.4)		PCB-52	[8.57]	J B EMPC	PCB-63	(1.63)	
			PCB-32	(1.54)		PCB-73	(1.57)		PCB-61/70/74/76	6.91	J B C
Di	Conc.	Qualifiers	PCB-34	(2.95)		PCB-43	(1.99)		PCB-66	[2.61]	J B EMPC
PCB-4	(3.26)		PCB-23	(2.88)		PCB-69/49	[4.67]	J B EMPC C	PCB-55	(1.38)	
PCB-10	(2.55)		PCB-26/29	(2.97)	C	PCB-48	(2.21)		PCB-56	(1.5)	
PCB-9	(6.02)		PCB-25	(2.41)		PCB-44/47/65	24	J B C	PCB-60	(1.76)	
PCB-7	(6.64)		PCB-31	2.68	J B	PCB-59/62/75	(1.69)	C	PCB-80	(1.47)	
PCB-6	(5.69)		PCB-28/20	[3.2]	J B EMPC C	PCB-42	(2.41)		PCB-79	(1.43)	
PCB-5	(6.99)		PCB-21/33	(2.84)	C	PCB-41	(2.76)		PCB-78	(1.74)	
PCB-8	(5.45)		PCB-22	(2.62)		PCB-71/40	(2.06)	C	PCB-81	(1.88)	
PCB-14	(7.02)		PCB-36	(2.68)		PCB-64	(1.71)		PCB-77	2.71	J
PCB-11	[26.7]	B EMPC	PCB-39	(3.08)							
PCB-13/12	(7.49)	C	PCB-38	(3.05)							
PCB-15	(7.64)		PCB-35	(3.36)							
			PCB-37	(3.4)							
Conc.	0		Conc.	5.92					Conc.	44.5	
EMPC	26.7		EMPC	9.12					EMPC	69.8	



5500 Business Drive
 Wilmington, NC 28405, USA
 Tel: +1 910 794-1613
 www.us.sgs.com

Totals	Conc.	EMPC
Mono-Tri	5.92	35.8
Tetra-Hexa	76	150
Hepta-Deca	0	9.42
Mono-Deca	81.9	195



Sample ID: MW-9A-0719

Method 1668A

Penta			Penta			Hexa			Hexa		
Conc.	Qualifiers		Conc.	Qualifiers		Conc.	Qualifiers		Conc.	Qualifiers	
PCB-104	(0.732)		PCB-108/119/86/97/125/87	[5.26]	J B EMPC C	PCB-155	(0.703)		PCB-165	(1.15)	
PCB-96	(0.821)		PCB-117	(1.6)		PCB-152	(0.733)		PCB-146	[2.12]	J EMPC
PCB-103	(1.59)		PCB-116/85	(1.52)	C	PCB-150	(0.836)		PCB-161	(1.03)	
PCB-94	(1.92)		PCB-110	5.52	J B	PCB-136	[1.73]	J EMPC	PCB-153/168	15.5	J B C
PCB-95	[7.77]	J EMPC	PCB-115	(1.28)		PCB-145	(0.794)		PCB-141	(1.55)	
PCB-100/93	(1.78)	C	PCB-82	(1.87)		PCB-148	(1.34)		PCB-130	(1.87)	
PCB-102	(1.54)		PCB-111	(1.36)		PCB-151/135	5.28	J C	PCB-137	(1.7)	
PCB-98	(1.41)		PCB-120	(1.15)		PCB-154	(1.26)		PCB-164	(1.11)	
PCB-88	(1.79)		PCB-107/124	(1.45)	C	PCB-144	(1.43)		PCB-163/138/129	[8.16]	J B EMPC C
PCB-91	(1.76)		PCB-109	(1.32)		PCB-147/149	[7.35]	J B EMPC C	PCB-160	(1.36)	
PCB-84	(2.06)		PCB-123	(1.49)		PCB-134	(1.99)		PCB-158	(1.15)	
PCB-89	(1.73)		PCB-106	(1.4)		PCB-143	(1.34)		PCB-128/166	(2.11)	C
PCB-121	(1.16)		PCB-118	[3.79]	J B EMPC	PCB-139/140	(1.34)	C	PCB-159	(1.68)	
PCB-92	2.35	J	PCB-122	(1.93)		PCB-131	(1.58)		PCB-162	(1.94)	
PCB-113/90/101	[9.65]	J B EMPC C	PCB-114	(1.58)		PCB-142	(1.61)		PCB-167	(2.07)	
PCB-83	(2.32)		PCB-105	[2.97]	J B EMPC	PCB-132	(1.55)		PCB-156/157	(3.11)	C
PCB-99	2.91	J B	PCB-127	(1.94)		PCB-133	(1.41)		PCB-169	(2.95)	
PCB-112	(1.17)		PCB-126	(2.19)							
			Conc.	10.8					Conc.	20.8	
			EMPC	40.2					EMPC	40.1	
Hepta			Hepta			Octa			Nona		
Conc.	Qualifiers		Conc.	Qualifiers		Conc.	Qualifiers		Conc.	Qualifiers	
PCB-188	(0.876)		PCB-174	(1.53)		PCB-202	(1.09)		PCB-208	(0.728)	
PCB-179	(0.935)		PCB-177	[2.28]	J EMPC	PCB-201	(1.4)		PCB-207	(0.811)	
PCB-184	(0.996)		PCB-181	(1.46)		PCB-204	(1.17)		PCB-206	(1.23)	
PCB-176	(1.14)		PCB-171/173	(1.71)	C	PCB-197	(1.25)				
PCB-186	(0.937)		PCB-172	(1.71)		PCB-200	(1.33)		Conc.	0	
PCB-178	(1.53)		PCB-192	(1.18)		PCB-198/199	(1.6)	C	EMPC	0	
PCB-175	(1.6)		PCB-180/193	[4.75]	J B EMPC C	PCB-196	(1.87)				
PCB-187	[2.4]	J EMPC	PCB-191	(1.38)		PCB-203	(1.49)		Deca	Conc.	Qualifiers
PCB-182	(1.29)		PCB-170	(2.21)		PCB-195	(1.56)		PCB-209	(1.78)	
PCB-183	(1.43)		PCB-190	(1.48)		PCB-194	(1.51)				
PCB-185	(1.81)		PCB-189	(1.7)		PCB-205	(1.43)				
			Conc.	0		Conc.	0				
			EMPC	9.42		EMPC	0				

Sample ID: MW-10A-0719

Method 1668A

Client Data		Sample Data		Laboratory Data			
Name:	SLR International Corp	Matrix:	Aqueous	Project No.:	B3549	Date Received:	02-Aug-2019
Project ID:	Nord Door	Weight/Volume:	0.98 L	Sample ID:	B3549_16902_PCB_010-D2	Date Extracted:	14-Aug-2019
Date Collected:	31-Jul-2019	pH	6	QC Batch No.:	16902	Date Analyzed:	23-Aug-2019
Analyte	Conc.	DL	EMPC	Qualifier	Standard	Recovery	
	pg/L	pg/L	pg/L			%	
PCB-77 33'44'-TeCB	5.68			J	ES PCB-1	36.1	
PCB-81 344'5'-TeCB	EMPC		2.95	J	ES PCB-3	66.5	
PCB-105 233'44'-PeCB	18.8			B	ES PCB-4	61.3	
PCB-114 2344'5'-PeCB	ND	4.24			ES PCB-15	66.5	
PCB-118 23'44'5'-PeCB	35.8			B	ES PCB-19	60.6	
PCB-123 23'44'5'-PeCB	ND	3.95			ES PCB-37	81.4	
PCB-126 33'44'5'-PeCB	8.75			J	ES PCB-54	37	
PCB-156/157 233'44'5'/233'44'5'-HxCB	16.9			J B C	ES PCB-77	82.3	
PCB-167 23'44'55'-HxCB	7.65			J	ES PCB-81	86.3	
PCB-169 33'44'55'-HxCB	7.65			J	ES PCB-104	92.8	
PCB-189 233'44'55'-HpCB	5.52			J	ES PCB-105	83.2	
					ES PCB-114	87.7	
TEQs (WHO 2005 M/H)					ES PCB-118	86.7	
					ES PCB-123	91.9	
ND = 0	1.11		1.11		ES PCB-126	92.4	
ND = 0.5 x DL	1.11		1.11		ES PCB-153	79.5	
ND = DL	1.11		1.11		ES PCB-155	77.2	
					ES PCB-156/157	70.3	
Totals					ES PCB-167	69.6	
Mono-CB	1,440				ES PCB-169	71.3	
Di-CB	32.4				ES PCB-170	105	
Tri-CB	5.67				ES PCB-180	110	
Tetra-CB	325		338		ES PCB-188	102	
Penta-CB	313		331		ES PCB-189	93.8	
Hexa-CB	834		868		ES PCB-202	84.3	
Hepta-CB	400		426		ES PCB-205	88.1	
Octa-CB	45		80.4		ES PCB-206	89.4	
Nona-CB	ND	1.96			ES PCB-208	98	
Deca-CB	ND	2.2			ES PCB-209	83.5	
					CS PCB-28	79	
Total PCB (Mono-Deca)	3,390		3,520		CS PCB-111	90.1	
					CS PCB-178	99.5	

Checkcode: 389-438-VWM/A

SGS North America - PCB v0.83

Report Created: 23-Aug-2019 16:22 Analyst: MS



Sample ID: MW-10A-0719

Method 1668A

Client Data			Sample Data			Laboratory Data						
Name:	SLR International Corp		Matrix:	Aqueous		Project No.:	B3549		Date Received:	02-Aug-2019		
Project ID:	Nord Door		Weight/Volume:	0.98 L		Sample ID:	B3549_16902_PCB_010-D2		Date Extracted:	14-Aug-2019		
Date Collected:	31-Jul-2019		pH	6		QC Batch No.:	16902		Date Analyzed:	23-Aug-2019		
			Units	pg/L		Checkcode:	389-438-VWM/A		Time Analyzed:	14:11:56		

Mono	Conc.	Qualifiers	Tri	Conc.	Qualifiers	Tetra	Conc.	Qualifiers	Tetra	Conc.	Qualifiers
PCB-1	305		PCB-19	(4.09)		PCB-54	(17.4)		PCB-72	(2.5)	
PCB-2	639		PCB-30/18	(3.23)	C	PCB-50/53	(2.6)	C	PCB-68	47.5	
PCB-3	493		PCB-17	(4.69)		PCB-45	67.4		PCB-57	(2.66)	
			PCB-27	(3.3)		PCB-51	(2.31)		PCB-58	(2.43)	
Conc.	1,440		PCB-24	(3.27)		PCB-46	(3.35)		PCB-67	(2.34)	
EMPC	1,440		PCB-16	(4.68)		PCB-52	[9.42]	J B EMPC	PCB-63	(3.04)	
			PCB-32	(2.97)		PCB-73	(2.08)		PCB-61/70/74/76	(2.62)	C
Di	Conc.	Qualifiers	PCB-34	(4.3)		PCB-43	(2.67)		PCB-66	(2.73)	
PCB-4	(6.46)		PCB-23	(4.15)		PCB-69/49	5.77	J B C	PCB-55	(2.57)	
PCB-10	(4.88)		PCB-26/29	(4.35)	C	PCB-48	(2.98)		PCB-56	(2.8)	
PCB-9	(4.71)		PCB-25	(3.46)		PCB-44/47/65	195	C	PCB-60	(3.26)	
PCB-7	(5.28)		PCB-31	(3.54)		PCB-59/62/75	(2.26)	C	PCB-80	(2.74)	
PCB-6	(4.52)		PCB-28/20	5.67	J B C	PCB-42	(3.16)		PCB-79	(2.63)	
PCB-5	(5.49)		PCB-21/33	(4.03)	C	PCB-41	4.23	J	PCB-78	(3.26)	
PCB-8	(4.35)		PCB-22	(3.75)		PCB-71/40	(2.82)	C	PCB-81	[2.95]	J EMPC
PCB-14	(5.64)		PCB-36	(3.82)		PCB-64	(2.33)		PCB-77	5.68	J
PCB-11	32.4	B	PCB-39	(4.43)							
PCB-13/12	(5.94)	C	PCB-38	(4.35)							
PCB-15	(6.18)		PCB-35	(4.92)							
			PCB-37	(5.05)							
Conc.	32.4		Conc.	5.67					Conc.	325	
EMPC	32.4		EMPC	5.67					EMPC	338	



5500 Business Drive
 Wilmington, NC 28405, USA
 Tel: +1 910 794-1613
 www.us.sgs.com

Totals	Conc.	EMPC
Mono-Tri	1,470	1,470
Tetra-Hexa	1,470	1,540
Hepta-Deca	445	506
Mono-Deca	3,390	3,520

Sample ID: MW-10A-0719						Method 1668A					
Penta	Conc.	Qualifiers	Penta	Conc.	Qualifiers	Hexa	Conc.	Qualifiers	Hexa	Conc.	Qualifiers
PCB-104	(1.32)		PCB-108/119/86/97/125/87	23.9	J B C	PCB-155	(1.08)		PCB-165	(1.48)	
PCB-96	(1.45)		PCB-117	(3.97)		PCB-152	(1.14)		PCB-146	33.8	
PCB-103	(4.06)		PCB-116/85	(4.11)	C	PCB-150	(1.31)		PCB-161	(1.35)	
PCB-94	(4.94)		PCB-110	70.2		PCB-136	31.8		PCB-153/168	161	C
PCB-95	60.1		PCB-115	(2.91)		PCB-145	(1.25)		PCB-141	34.8	
PCB-100/93	(4.4)	C	PCB-82	(4.87)		PCB-148	(1.74)		PCB-130	[10.3]	EMPC
PCB-102	(3.8)		PCB-111	(3.55)		PCB-151/135	75	C	PCB-137	6.38	J
PCB-98	(3.79)		PCB-120	(3.04)		PCB-154	[3.9]	J EMPC	PCB-164	14.1	
PCB-88	(5.27)		PCB-107/124	(3.8)	C	PCB-144	[8.38]	J EMPC	PCB-163/138/129	185	C
PCB-91	(3.98)		PCB-109	(3.73)		PCB-147/149	162	C	PCB-160	(1.69)	
PCB-84	(5.22)		PCB-123	(3.95)		PCB-134	[7.59]	J EMPC	PCB-158	14.9	
PCB-89	(4.41)		PCB-106	(3.45)		PCB-143	(1.86)		PCB-128/166	20.1	J C
PCB-121	(2.96)		PCB-118	35.8	B	PCB-139/140	5.8	J C	PCB-159	(2.45)	
PCB-92	[17.7]	EMPC	PCB-122	(5.25)		PCB-131	(2.13)		PCB-162	(2.81)	
PCB-113/90/101	70.2	C	PCB-114	(4.24)		PCB-142	(2.08)		PCB-167	7.65	J
PCB-83	(5.77)		PCB-105	18.8	B	PCB-132	57.5		PCB-156/157	16.9	J B C
PCB-99	25.5		PCB-127	(4.86)		PCB-133	[3.12]	J EMPC	PCB-169	7.65	J
PCB-112	(2.92)		PCB-126	8.75	J						
			Conc.	313					Conc.	834	
			EMPC	331					EMPC	868	
Hepta	Conc.	Qualifiers	Hepta	Conc.	Qualifiers	Octa	Conc.	Qualifiers	Nona	Conc.	Qualifiers
PCB-188	(1.43)		PCB-174	51.8		PCB-202	3.22	J	PCB-208	(1.44)	
PCB-179	23.5		PCB-177	33.5		PCB-201	(1.78)		PCB-207	(1.56)	
PCB-184	(1.63)		PCB-181	(2.42)		PCB-204	(1.5)		PCB-206	(2.47)	
PCB-176	9.79	J	PCB-171/173	[14.5]	J EMPC C	PCB-197	(1.6)				
PCB-186	(1.56)		PCB-172	[6.92]	J EMPC	PCB-200	[3.73]	J EMPC	Conc.	0	
PCB-178	11		PCB-192	(1.98)		PCB-198/199	23.5	C	EMPC	0	
PCB-175	(2.65)		PCB-180/193	118	C	PCB-196	[13.2]	EMPC			
PCB-187	60.8		PCB-191	(2.32)		PCB-203	[10.5]	EMPC	Deca	Conc.	Qualifiers
PCB-182	(2.09)		PCB-170	44.5		PCB-195	[8.03]	J EMPC	PCB-209	(2.2)	
PCB-183	29.8		PCB-190	11.8		PCB-194	18.3				
PCB-185	[3.98]	J EMPC	PCB-189	5.52	J	PCB-205	(2.91)				
			Conc.	400		Conc.	45				
			EMPC	426		EMPC	80.4				

Sample ID: MW-11A-0719

Method 1668A

Client Data		Sample Data		Laboratory Data			
Name:	SLR International Corp	Matrix:	Aqueous	Project No.:	B3549	Date Received:	02-Aug-2019
Project ID:	Nord Door	Weight/Volume:	0.98 L	Sample ID:	B3549_16902_PCB_011	Date Extracted:	14-Aug-2019
Date Collected:	30-Jul-2019	pH	6	QC Batch No.:	16902	Date Analyzed:	23-Aug-2019
Analyte	Conc.	DL	EMPC	Qualifier	Standard	Recovery	
	pg/L	pg/L	pg/L			%	
PCB-77 33'44'-TeCB	ND	1.73			ES PCB-1	46.7	
PCB-81 344'5'-TeCB	ND	1.52			ES PCB-3	55.7	
PCB-105 233'44'-PeCB	ND	1.43			ES PCB-4	51.7	
PCB-114 2344'5'-PeCB	ND	1.2			ES PCB-15	59.8	
PCB-118 23'44'5'-PeCB	EMPC		3	J B	ES PCB-19	50	
PCB-123 23'44'5'-PeCB	ND	1.33			ES PCB-37	69.6	
PCB-126 33'44'5'-PeCB	ND	1.56			ES PCB-54	82	
PCB-156/157 233'44'5'/233'44'5'-HxCB	ND	2.04		C	ES PCB-77	65.9	
PCB-167 23'44'55'-HxCB	ND	1.3			ES PCB-81	72.9	
PCB-169 33'44'55'-HxCB	ND	1.72			ES PCB-104	103	
PCB-189 233'44'55'-HpCB	ND	1.7			ES PCB-105	73.1	
					ES PCB-114	79.2	
TEQs (WHO 2005 M/H)					ES PCB-118	78.9	
					ES PCB-123	78.5	
ND = 0	0		0.0000899		ES PCB-126	70.6	
ND = 0.5 x DL	0.104		0.104		ES PCB-153	88.9	
ND = DL	0.208		0.208		ES PCB-155	91	
					ES PCB-156/157	67.5	
					ES PCB-167	69.2	
Totals					ES PCB-169	65.2	
Mono-CB	14.5		18.8		ES PCB-170	102	
Di-CB			21.8		ES PCB-180	108	
Tri-CB			4.44		ES PCB-188	116	
Tetra-CB	102		109		ES PCB-189	93.4	
Penta-CB	3.85		14		ES PCB-202	98.5	
Hexa-CB	3.5		7.89		ES PCB-205	89	
Hepta-CB	ND	1.48			ES PCB-206	94.4	
Octa-CB	ND	1.04			ES PCB-208	102	
Nona-CB	ND	1.13			ES PCB-209	88.1	
Deca-CB	ND	1.31			CS PCB-28	79	
					CS PCB-111	82.5	
Total PCB (Mono-Deca)	124		176		CS PCB-178	113	

Checkcode: 127-975-HCV/A

SGS North America - PCB v0.83

Report Created: 23-Aug-2019 16:20 Analyst: MS



Sample ID: MW-11A-0719

Method 1668A

Client Data			Sample Data			Laboratory Data						
Name:	SLR International Corp		Matrix:	Aqueous		Project No.:	B3549		Date Received:	02-Aug-2019		
Project ID:	Nord Door		Weight/Volume:	0.98 L		Sample ID:	B3549_16902_PCB_011		Date Extracted:	14-Aug-2019		
Date Collected:	30-Jul-2019		pH	6		QC Batch No.:	16902		Date Analyzed:	23-Aug-2019		
			Units	pg/L		Checkcode:	127-975-HCV/A		Time Analyzed:	01:14:06		

Mono	Conc.	Qualifiers	Tri	Conc.	Qualifiers	Tetra	Conc.	Qualifiers	Tetra	Conc.	Qualifiers
PCB-1	14.5		PCB-19	(2.22)		PCB-54	(0.799)		PCB-72	(1.1)	
PCB-2	[4.24]	J EMPC	PCB-30/18	[1.87]	J EMPC C	PCB-50/53	(1.54)	C	PCB-68	27.1	
PCB-3	(2.28)		PCB-17	(2.46)		PCB-45	(1.83)		PCB-57	(1.17)	
			PCB-27	(1.75)		PCB-51	36.1		PCB-58	(1.05)	
Conc.	14.5		PCB-24	(1.74)		PCB-46	(1.94)		PCB-67	(1.05)	
EMPC	18.8		PCB-16	(2.45)		PCB-52	4.52	J B	PCB-63	(1.32)	
			PCB-32	(1.57)		PCB-73	(1.23)		PCB-61/70/74/76	[3.17]	J B EMPC C
Di	Conc.	Qualifiers	PCB-34	(2.2)		PCB-43	(1.55)		PCB-66	[1.24]	J B EMPC
PCB-4	(2.32)		PCB-23	(2.14)		PCB-69/49	[2.01]	J B EMPC C	PCB-55	(1.12)	
PCB-10	(1.81)		PCB-26/29	(2.21)	C	PCB-48	(1.73)		PCB-56	(1.21)	
PCB-9	(2.49)		PCB-25	(1.8)		PCB-44/47/65	34.8	C	PCB-60	(1.42)	
PCB-7	(2.75)		PCB-31	(1.85)		PCB-59/62/75	(1.32)	C	PCB-80	(1.19)	
PCB-6	(2.36)		PCB-28/20	[2.57]	J B EMPC C	PCB-42	(1.89)		PCB-79	(1.16)	
PCB-5	(2.9)		PCB-21/33	(2.11)	C	PCB-41	(2.16)		PCB-78	(1.41)	
PCB-8	(2.26)		PCB-22	(1.95)		PCB-71/40	(1.61)	C	PCB-81	(1.52)	
PCB-14	(2.91)		PCB-36	(1.99)		PCB-64	(1.33)		PCB-77	(1.73)	
PCB-11	[21.8]	B EMPC	PCB-39	(2.29)							
PCB-13/12	(3.1)	C	PCB-38	(2.27)							
PCB-15	(3.17)		PCB-35	(2.5)							
			PCB-37	(2.53)							
Conc.	0		Conc.	0					Conc.	102	
EMPC	21.8		EMPC	4.44					EMPC	109	



5500 Business Drive
 Wilmington, NC 28405, USA
 Tel: +1 910 794-1613
 www.us.sgs.com

Totals	Conc.	EMPC
Mono-Tri	14.5	45
Tetra-Hexa	110	131
Hepta-Deca	0	0
Mono-Deca	124	176

Sample ID: MW-11A-0719						Method 1668A					
Penta	Conc.	Qualifiers	Penta	Conc.	Qualifiers	Hexa	Conc.	Qualifiers	Hexa	Conc.	Qualifiers
PCB-104	(0.672)		PCB-108/119/86/97/125/87	(1.32)	C	PCB-155	(0.63)		PCB-165	(0.923)	
PCB-96	(0.753)		PCB-117	(1.43)		PCB-152	(0.656)		PCB-146	(0.969)	
PCB-103	(1.42)		PCB-116/85	(1.35)	C	PCB-150	(0.748)		PCB-161	(0.822)	
PCB-94	(1.72)		PCB-110	(1.05)		PCB-136	(0.82)		PCB-153/168	[2.09]	J B EMPC C
PCB-95	[3.71]	J EMPC	PCB-115	[3.42]	J EMPC	PCB-145	(0.71)		PCB-141	(1.24)	
PCB-100/93	(1.58)	C	PCB-82	(1.67)		PCB-148	(1.07)		PCB-130	(1.5)	
PCB-102	(1.37)		PCB-111	(1.21)		PCB-151/135	[1.13]	J EMPC C	PCB-137	(1.36)	
PCB-98	(1.26)		PCB-120	(1.03)		PCB-154	(1.01)		PCB-164	(0.89)	
PCB-88	(1.59)		PCB-107/124	(1.29)	C	PCB-144	(1.15)		PCB-163/138/129	3.5	J B C
PCB-91	(1.57)		PCB-109	(1.17)		PCB-147/149	[1.17]	J B EMPC C	PCB-160	(1.09)	
PCB-84	(1.83)		PCB-123	(1.33)		PCB-134	(1.59)		PCB-158	(0.924)	
PCB-89	(1.54)		PCB-106	(1.25)		PCB-143	(1.07)		PCB-128/166	(1.32)	C
PCB-121	(1.04)		PCB-118	[3]	J B EMPC	PCB-139/140	(1.08)	C	PCB-159	(1.05)	
PCB-92	(1.69)		PCB-122	(1.47)		PCB-131	(1.27)		PCB-162	(1.22)	
PCB-113/90/101	3.85	J B C	PCB-114	(1.2)		PCB-142	(1.29)		PCB-167	(1.3)	
PCB-83	(2.07)		PCB-105	(1.43)		PCB-132	(1.24)		PCB-156/157	(2.04)	C
PCB-99	(1.2)		PCB-127	(1.5)		PCB-133	(1.13)		PCB-169	(1.72)	
PCB-112	(1.05)		PCB-126	(1.56)							
			Conc.	3.85					Conc.	3.5	
			EMPC	14					EMPC	7.89	
Hepta	Conc.	Qualifiers	Hepta	Conc.	Qualifiers	Octa	Conc.	Qualifiers	Nona	Conc.	Qualifiers
PCB-188	(0.519)		PCB-174	(1.7)		PCB-202	(0.804)		PCB-208	(0.809)	
PCB-179	(0.553)		PCB-177	(1.76)		PCB-201	(1.04)		PCB-207	(0.902)	
PCB-184	(0.59)		PCB-181	(1.63)		PCB-204	(0.867)		PCB-206	(1.46)	
PCB-176	(0.673)		PCB-171/173	(1.91)	C	PCB-197	(0.93)				
PCB-186	(0.554)		PCB-172	(1.91)		PCB-200	(0.987)		Conc.	0	
PCB-178	(0.905)		PCB-192	(1.31)		PCB-198/199	(1.18)	C	EMPC	0	
PCB-175	(1.78)		PCB-180/193	(1.6)	C	PCB-196	(1.38)				
PCB-187	(1.43)		PCB-191	(1.54)		PCB-203	(1.1)		Deca	Conc.	Qualifiers
PCB-182	(1.44)		PCB-170	(2.3)		PCB-195	(1.38)		PCB-209	(1.31)	
PCB-183	(1.59)		PCB-190	(1.53)		PCB-194	(1.34)				
PCB-185	(2.01)		PCB-189	(1.7)		PCB-205	(1.27)				
			Conc.	0		Conc.	0				
			EMPC	0		EMPC	0				

Sample ID: MW-12-0719

Method 1668A

Client Data		Sample Data		Laboratory Data			
Name:	SLR International Corp	Matrix:	Aqueous	Project No.:	B3549	Date Received:	02-Aug-2019
Project ID:	Nord Door	Weight/Volume:	0.94 L	Sample ID:	B3549_16902_PCB_012	Date Extracted:	14-Aug-2019
Date Collected:	01-Aug-2019	pH	10	QC Batch No.:	16902	Date Analyzed:	23-Aug-2019
Analyte	Conc.	DL	EMPC	Qualifier	Standard	Recovery	
	pg/L	pg/L	pg/L			%	
PCB-77 33'44'-TeCB	EMPC		5.33	J	ES PCB-1	57.6	
PCB-81 344'5'-TeCB	ND	2.86			ES PCB-3	59.8	
PCB-105 233'44'-PeCB	38.6			B	ES PCB-4	61.1	
PCB-114 2344'5'-PeCB	ND	2.47			ES PCB-15	58.2	
PCB-118 23'44'5'-PeCB	101				ES PCB-19	56.1	
PCB-123 23'44'5'-PeCB	ND	2.31			ES PCB-37	73.1	
PCB-126 33'44'5'-PeCB	ND	2.67			ES PCB-54	91.9	
PCB-156/157 233'44'5'/233'44'5'-HxCB	EMPC		6.79	J B C	ES PCB-77	68.2	
PCB-167 23'44'55'-HxCB	ND	1.93			ES PCB-81	72.8	
PCB-169 33'44'55'-HxCB	ND	2.69			ES PCB-104	114	
PCB-189 233'44'55'-HpCB	ND	2.04			ES PCB-105	86.8	
					ES PCB-114	87.4	
TEQs (WHO 2005 M/H)					ES PCB-118	90.1	
					ES PCB-123	89.2	
ND = 0	0.00419		0.00493		ES PCB-126	86.6	
ND = 0.5 x DL	0.179		0.179		ES PCB-153	95.3	
ND = DL	0.354		0.354		ES PCB-155	89.8	
					ES PCB-156/157	73.9	
					ES PCB-167	74.5	
Totals					ES PCB-169	73.7	
Mono-CB	38.9		426		ES PCB-170	117	
Di-CB	419		1,430		ES PCB-180	118	
Tri-CB	1,380		1,740		ES PCB-188	112	
Tetra-CB	1,670		1,160		ES PCB-189	99.7	
Penta-CB	1,140		384		ES PCB-202	102	
Hexa-CB	279		75.9		ES PCB-205	95.7	
Hepta-CB	41.6		14.7		ES PCB-206	100	
Octa-CB	4.13				ES PCB-208	107	
Nona-CB	ND	1.49			ES PCB-209	95.8	
Deca-CB	ND	1.66			CS PCB-28	93.2	
					CS PCB-111	92.8	
Total PCB (Mono-Deca)	4,960		5,270		CS PCB-178	122	

Checkcode: 548-285-GFB/A

SGS North America - PCB v0.83

Report Created: 23-Aug-2019 16:20 Analyst: MS



Sample ID: MW-12-0719

Method 1668A

Client Data			Sample Data			Laboratory Data						
Name:	SLR International Corp		Matrix:	Aqueous		Project No.:	B3549		Date Received:	02-Aug-2019		
Project ID:	Nord Door		Weight/Volume:	0.94 L		Sample ID:	B3549_16902_PCB_012		Date Extracted:	14-Aug-2019		
Date Collected:	01-Aug-2019		pH	10		QC Batch No.:	16902		Date Analyzed:	23-Aug-2019		
			Units	pg/L		Checkcode:	548-285-GFB/A		Time Analyzed:	02:10:12		

Mono	Conc.	Qualifiers	Tri	Conc.	Qualifiers	Tetra	Conc.	Qualifiers	Tetra	Conc.	Qualifiers
PCB-1	27.2		PCB-19	67.4		PCB-54	(0.927)		PCB-72	(2.06)	
PCB-2	(1.74)		PCB-30/18	314	C	PCB-50/53	58	C	PCB-68	29.7	
PCB-3	11.7		PCB-17	155		PCB-45	51.8		PCB-57	(2.2)	
			PCB-27	29.1		PCB-51	73.5		PCB-58	(1.97)	
Conc.	38.9		PCB-24	[5.01]	J EMPC	PCB-46	20.5		PCB-67	[3.06]	J EMPC
EMPC	38.9		PCB-16	125		PCB-52	374		PCB-63	[3.88]	J EMPC
			PCB-32	109		PCB-73	2.11	J	PCB-61/70/74/76	187	C
Di	Conc.	Qualifiers	PCB-34	(5.87)		PCB-43	[8.03]	J EMPC	PCB-66	97.2	
PCB-4	173		PCB-23	(5.73)		PCB-69/49	178	C	PCB-55	(2.1)	
PCB-10	[6.38]	J EMPC	PCB-26/29	[38.4]	EMPC C	PCB-48	39.2		PCB-56	[37]	EMPC
PCB-9	8.79	J	PCB-25	[13.9]	EMPC	PCB-44/47/65	282	C	PCB-60	[13.3]	EMPC
PCB-7	4.41	J	PCB-31	173		PCB-59/62/75	20.1	J C	PCB-80	(2.23)	
PCB-6	23.6		PCB-28/20	234	C	PCB-42	64.5		PCB-79	(2.18)	
PCB-5	(5.97)		PCB-21/33	77.9	C	PCB-41	11.3		PCB-78	(2.64)	
PCB-8	128		PCB-22	57.7		PCB-71/40	94.4	C	PCB-81	(2.86)	
PCB-14	(5.99)		PCB-36	(5.32)		PCB-64	83.8		PCB-77	[5.33]	J EMPC
PCB-11	27.8	B	PCB-39	(6.13)							
PCB-13/12	(6.39)	C	PCB-38	(6.07)							
PCB-15	53.9		PCB-35	(6.68)							
			PCB-37	32.9							
Conc.	419		Conc.	1,380					Conc.	1,670	
EMPC	426		EMPC	1,430					EMPC	1,740	



5500 Business Drive
 Wilmington, NC 28405, USA
 Tel: +1 910 794-1613
 www.us.sgs.com

Totals	Conc.	EMPC
Mono-Tri	1,830	1,900
Tetra-Hexa	3,080	3,280
Hepta-Deca	45.7	90.6
Mono-Deca	4,960	5,270

Sample ID: MW-12-0719
Method 1668A

Penta			Penta			Hexa			Hexa		
Conc.	Qualifiers		Conc.	Qualifiers		Conc.	Qualifiers		Conc.	Qualifiers	
PCB-104	(0.933)		PCB-108/119/86/97/125/87	105	C	PCB-155	(1.05)		PCB-165	(1.33)	
PCB-96	2.64	J	PCB-117	(2.49)		PCB-152	(1.1)		PCB-146	12.2	
PCB-103	(2.47)		PCB-116/85	22.1	C	PCB-150	(1.25)		PCB-161	(1.18)	
PCB-94	(2.99)		PCB-110	185		PCB-136	[17.9]	EMPC	PCB-153/168	64.2	C
PCB-95	249		PCB-115	(1.99)		PCB-145	(1.19)		PCB-141	[9.98]	J EMPC
PCB-100/93	(2.76)	C	PCB-82	[11.1]	EMPC	PCB-148	(1.54)		PCB-130	[6.1]	J EMPC
PCB-102	[8.3]	J EMPC	PCB-111	(2.12)		PCB-151/135	[28]	EMPC C	PCB-137	[2.64]	J EMPC
PCB-98	(2.19)		PCB-120	(1.79)		PCB-154	2.13	J	PCB-164	[3.56]	J EMPC
PCB-88	(2.78)		PCB-107/124	4.49	J C	PCB-144	[4.02]	J EMPC	PCB-163/138/129	80.8	C
PCB-91	40.5		PCB-109	9.12	J	PCB-147/149	78.8	C	PCB-160	(1.57)	
PCB-84	77.9		PCB-123	(2.31)		PCB-134	[9.78]	J EMPC	PCB-158	7.86	J
PCB-89	(2.69)		PCB-106	(2.17)		PCB-143	(1.54)		PCB-128/166	[13.9]	J EMPC C
PCB-121	(1.8)		PCB-118	101		PCB-139/140	[1.98]	J EMPC C	PCB-159	(1.57)	
PCB-92	43.3		PCB-122	(3.01)		PCB-131	(1.83)		PCB-162	(1.82)	
PCB-113/90/101	183	C	PCB-114	(2.47)		PCB-142	(1.86)		PCB-167	(1.93)	
PCB-83	[6.1]	J EMPC	PCB-105	38.6	B	PCB-132	33.3		PCB-156/157	[6.79]	J B EMPC C
PCB-99	74.9		PCB-127	(2.86)		PCB-133	(1.63)		PCB-169	(2.69)	
PCB-112	(1.82)		PCB-126	(2.67)							
			Conc.	1,140					Conc.	279	
			EMPC	1,160					EMPC	384	
Hepta			Hepta			Octa			Nona		
Conc.	Qualifiers		Conc.	Qualifiers		Conc.	Qualifiers		Conc.	Qualifiers	
PCB-188	(1.14)		PCB-174	11.8		PCB-202	4.13	J	PCB-208	(1.09)	
PCB-179	5.33	J	PCB-177	[4.26]	J EMPC	PCB-201	(1.84)		PCB-207	(1.21)	
PCB-184	(1.29)		PCB-181	(2.13)		PCB-204	(1.54)		PCB-206	(1.89)	
PCB-176	(1.48)		PCB-171/173	[2.61]	J EMPC C	PCB-197	(1.65)				
PCB-186	(1.22)		PCB-172	(2.5)		PCB-200	[2.57]	J EMPC	Conc.	0	
PCB-178	[2.83]	J EMPC	PCB-192	(1.72)		PCB-198/199	[8.02]	J EMPC C	EMPC	0	
PCB-175	(2.34)		PCB-180/193	[18.8]	J B EMPC C	PCB-196	(2.46)				
PCB-187	17.1		PCB-191	(2.02)		PCB-203	(1.96)		Deca	Conc.	Qualifiers
PCB-182	(1.89)		PCB-170	[5.8]	J EMPC	PCB-195	(1.91)		PCB-209	(1.66)	
PCB-183	7.37	J	PCB-190	(1.92)		PCB-194	(1.86)				
PCB-185	(2.64)		PCB-189	(2.04)		PCB-205	(1.76)				
			Conc.	41.6		Conc.	4.13				
			EMPC	75.9		EMPC	14.7				

Sample ID: MW-13-0719

Method 1668A

Client Data		Sample Data		Laboratory Data			
Name:	SLR International Corp	Matrix:	Aqueous	Project No.:	B3549	Date Received:	02-Aug-2019
Project ID:	Nord Door	Weight/Volume:	0.92 L	Sample ID:	B3549_16902_PCB_013	Date Extracted:	14-Aug-2019
Date Collected:	01-Aug-2019	pH	8	QC Batch No.:	16902	Date Analyzed:	23-Aug-2019
Analyte	Conc.	DL	EMPC	Qualifier	Standard	Recovery	
	pg/L	pg/L	pg/L			%	
PCB-77 33'44'-TeCB	4			J	ES PCB-1	32.7	
PCB-81 344'5'-TeCB	ND	1.6			ES PCB-3	45.6	
PCB-105 233'44'-PeCB	29.1			B	ES PCB-4	41.5	
PCB-114 2344'5'-PeCB	ND	1.82			ES PCB-15	64.4	
PCB-118 23'44'5'-PeCB	88.4				ES PCB-19	48	
PCB-123 23'44'5'-PeCB	ND	1.8			ES PCB-37	75	
PCB-126 33'44'5'-PeCB	ND	2.23			ES PCB-54	70.1	
PCB-156/157 233'44'5'/233'44'5'-HxCB	14.7			J B C	ES PCB-77	62.8	
PCB-167 23'44'55'-HxCB	5.33			J	ES PCB-81	73.5	
PCB-169 33'44'55'-HxCB	ND	2.2			ES PCB-104	103	
PCB-189 233'44'55'-HpCB	ND	1.56			ES PCB-105	71.8	
					ES PCB-114	77.5	
TEQs (WHO 2005 M/H)					ES PCB-118	79.2	
					ES PCB-123	79.1	
ND = 0	0.00453		0.00453		ES PCB-126	68	
ND = 0.5 x DL	0.149		0.149		ES PCB-153	91.9	
ND = DL	0.294		0.294		ES PCB-155	102	
					ES PCB-156/157	64.7	
					ES PCB-167	70.9	
Totals					ES PCB-169	61.5	
Mono-CB	24				ES PCB-170	111	
Di-CB	261				ES PCB-180	118	
Tri-CB	1,750		1,790		ES PCB-188	112	
Tetra-CB	1,850		1,870		ES PCB-189	96.4	
Penta-CB	1,120		1,130		ES PCB-202	96.2	
Hexa-CB	534		616		ES PCB-205	91.9	
Hepta-CB	191		217		ES PCB-206	97.5	
Octa-CB	41.5		58.5		ES PCB-208	108	
Nona-CB	6.62		7.85		ES PCB-209	94.3	
Deca-CB	2.11			J	CS PCB-28	78.7	
					CS PCB-111	83.9	
Total PCB (Mono-Deca)	5,770		5,980		CS PCB-178	113	



Sample ID: MW-13-0719

Method 1668A

Client Data			Sample Data			Laboratory Data						
Name:	SLR International Corp		Matrix:	Aqueous		Project No.:	B3549		Date Received:	02-Aug-2019		
Project ID:	Nord Door		Weight/Volume:	0.92 L		Sample ID:	B3549_16902_PCB_013		Date Extracted:	14-Aug-2019		
Date Collected:	01-Aug-2019		pH	8		QC Batch No.:	16902		Date Analyzed:	23-Aug-2019		
			Units	pg/L		Checkcode:	595-286-RBH/A		Time Analyzed:	03:06:17		

Mono	Conc.	Qualifiers	Tri	Conc.	Qualifiers	Tetra	Conc.	Qualifiers	Tetra	Conc.	Qualifiers
PCB-1	24		PCB-19	51.8		PCB-54	1.5	J	PCB-72	[2.3]	J EMPC
PCB-2	(3.1)		PCB-30/18	416	C	PCB-50/53	75.6	C	PCB-68	38.1	
PCB-3	(3.53)		PCB-17	229		PCB-45	35.8		PCB-57	(1.23)	
			PCB-27	122		PCB-51	95.1		PCB-58	(1.1)	
Conc.	24		PCB-24	(3.88)		PCB-46	[18.4]	EMPC	PCB-67	(1.1)	
EMPC	24		PCB-16	[29.4]	EMPC	PCB-52	525		PCB-63	(1.39)	
			PCB-32	90.6		PCB-73	1.38	J	PCB-61/70/74/76	88.4	B C
Di	Conc.	Qualifiers	PCB-34	(4.82)		PCB-43	[1.82]	J EMPC	PCB-66	52.7	
PCB-4	90.7		PCB-23	(4.7)		PCB-69/49	319	C	PCB-55	(1.18)	
PCB-10	(3.12)		PCB-26/29	387	C	PCB-48	11.3		PCB-56	15.5	B
PCB-9	(3.81)		PCB-25	177		PCB-44/47/65	299	C	PCB-60	5.66	J
PCB-7	(4.2)		PCB-31	155		PCB-59/62/75	37.2	C	PCB-80	(1.25)	
PCB-6	109		PCB-28/20	110	C	PCB-42	40.8		PCB-79	(1.22)	
PCB-5	(4.42)		PCB-21/33	[16.2]	J EMPC C	PCB-41	[2.46]	J EMPC	PCB-78	(1.48)	
PCB-8	27		PCB-22	8.9	J	PCB-71/40	102	C	PCB-81	(1.6)	
PCB-14	(4.44)		PCB-36	(4.37)		PCB-64	97.3		PCB-77	4	J
PCB-11	34.5	B	PCB-39	(5.03)							
PCB-13/12	(4.74)	C	PCB-38	(4.99)							
PCB-15	(4.84)		PCB-35	(5.49)							
			PCB-37	(5.55)							
Conc.	261		Conc.	1,750					Conc.	1,850	
EMPC	261		EMPC	1,790					EMPC	1,870	


 5500 Business Drive
 Wilmington, NC 28405, USA
 Tel: +1 910 794-1613
 www.us.sgs.com

Totals	Conc.	EMPC
Mono-Tri	2,030	2,080
Tetra-Hexa	3,500	3,620
Hepta-Deca	242	285
Mono-Deca	5,770	5,980

Sample ID: MW-13-0719						Method 1668A					
Penta	Conc.	Qualifiers	Penta	Conc.	Qualifiers	Hexa	Conc.	Qualifiers	Hexa	Conc.	Qualifiers
PCB-104	(0.652)		PCB-108/119/86/97/125/87	91.2	C	PCB-155	(0.422)		PCB-165	(0.654)	
PCB-96	4.27	J	PCB-117	[2.5]	J EMPC	PCB-152	(0.44)		PCB-146	17.5	
PCB-103	[5.35]	J EMPC	PCB-116/85	17.2	J C	PCB-150	(0.501)		PCB-161	(0.583)	
PCB-94	(2.33)		PCB-110	188		PCB-136	20.9		PCB-153/168	106	C
PCB-95	250		PCB-115	2.83	J	PCB-145	(0.476)		PCB-141	23	
PCB-100/93	(2.15)	C	PCB-82	12.8		PCB-148	(0.758)		PCB-130	8.81	J
PCB-102	11.2		PCB-111	(1.65)		PCB-151/135	[41.4]	EMPC C	PCB-137	[5.79]	J EMPC
PCB-98	(1.71)		PCB-120	(1.39)		PCB-154	[3.26]	J EMPC	PCB-164	8.31	J
PCB-88	(2.16)		PCB-107/124	3.48	J C	PCB-144	[6.9]	J EMPC	PCB-163/138/129	134	C
PCB-91	50.2		PCB-109	6.29	J	PCB-147/149	127	C	PCB-160	(0.773)	
PCB-84	68.7		PCB-123	(1.8)		PCB-134	[9.63]	J EMPC	PCB-158	[13.3]	EMPC
PCB-89	(2.09)		PCB-106	(1.69)		PCB-143	(0.76)		PCB-128/166	19.6	J C
PCB-121	(1.41)		PCB-118	88.4		PCB-139/140	3.22	J C	PCB-159	(1.15)	
PCB-92	42.2		PCB-122	(2.21)		PCB-131	[2.09]	J EMPC	PCB-162	(1.33)	
PCB-113/90/101	176	C	PCB-114	(1.82)		PCB-142	(0.916)		PCB-167	5.33	J
PCB-83	9.09	J	PCB-105	29.1	B	PCB-132	45.4		PCB-156/157	14.7	J B C
PCB-99	71.5		PCB-127	(2.38)		PCB-133	(0.801)		PCB-169	(2.2)	
PCB-112	(1.42)		PCB-126	(2.23)							
			Conc.	1,120					Conc.	534	
			EMPC	1,130					EMPC	616	
Hepta	Conc.	Qualifiers	Hepta	Conc.	Qualifiers	Octa	Conc.	Qualifiers	Nona	Conc.	Qualifiers
PCB-188	(0.744)		PCB-174	26		PCB-202	[3.98]	J EMPC	PCB-208	[1.24]	J EMPC
PCB-179	13		PCB-177	15.5		PCB-201	2.81	J	PCB-207	(0.896)	
PCB-184	(0.845)		PCB-181	(1.45)		PCB-204	(0.81)		PCB-206	6.62	J
PCB-176	[3.95]	J EMPC	PCB-171/173	9.07	J C	PCB-197	(0.868)				
PCB-186	(0.795)		PCB-172	5.22	J	PCB-200	3.3	J	Conc.	6.62	
PCB-178	7.5	J	PCB-192	(1.17)		PCB-198/199	18	J C	EMPC	7.85	
PCB-175	(1.59)		PCB-180/193	55.8	C	PCB-196	5.06	J			
PCB-187	35.8		PCB-191	(1.37)		PCB-203	[8.94]	J EMPC	Deca	Conc.	Qualifiers
PCB-182	(1.28)		PCB-170	23.5		PCB-195	[4.15]	J EMPC	PCB-209	2.11	J
PCB-183	[16.1]	EMPC	PCB-190	[4.05]	J EMPC	PCB-194	12.3				
PCB-185	[1.36]	J EMPC	PCB-189	(1.56)		PCB-205	(1.15)				
			Conc.	191		Conc.	41.5				
			EMPC	217		EMPC	58.5				

Sample ID: MW-14-0719

Method 1668A

Client Data		Sample Data		Laboratory Data			
Name:	SLR International Corp	Matrix:	Aqueous	Project No.:	B3549	Date Received:	02-Aug-2019
Project ID:	Nord Door	Weight/Volume:	0.91 L	Sample ID:	B3549_16902_PCB_014	Date Extracted:	14-Aug-2019
Date Collected:	01-Aug-2019	pH	7	QC Batch No.:	16902	Date Analyzed:	23-Aug-2019
Analyte	Conc.	DL	EMPC	Qualifier	Standard	Recovery	
	pg/L	pg/L	pg/L			%	
PCB-77 33'44'-TeCB	EMPC		5.71	J	ES PCB-1	40	
PCB-81 344'5'-TeCB	ND	2.7			ES PCB-3	47.9	
PCB-105 233'44'-PeCB	123				ES PCB-4	45.8	
PCB-114 2344'5'-PeCB	8.27			J	ES PCB-15	56.5	
PCB-118 23'44'5'-PeCB	433				ES PCB-19	48.2	
PCB-123 23'44'5'-PeCB	ND	4.29			ES PCB-37	70.8	
PCB-126 33'44'5'-PeCB	ND	2.13			ES PCB-54	79.1	
PCB-156/157 233'44'5'/233'44'5'-HxCB	47.5			C	ES PCB-77	74.3	
PCB-167 23'44'55'-HxCB	15.4				ES PCB-81	81.7	
PCB-169 33'44'55'-HxCB	ND	2.39			ES PCB-104	103	
PCB-189 233'44'55'-HpCB	ND	1.26			ES PCB-105	88.2	
					ES PCB-114	89.5	
TEQs (WHO 2005 M/H)					ES PCB-118	86.9	
					ES PCB-123	86	
ND = 0	0.0188		0.0194		ES PCB-126	88.3	
ND = 0.5 x DL	0.162		0.162		ES PCB-153	84.8	
ND = DL	0.305		0.305		ES PCB-155	78.2	
					ES PCB-156/157	73.5	
Totals					ES PCB-167	73.2	
Mono-CB	9.02				ES PCB-169	71.4	
Di-CB	19.8		126		ES PCB-170	102	
Tri-CB	911				ES PCB-180	100	
Tetra-CB	2,660		2,740		ES PCB-188	103	
Penta-CB	3,770		3,790		ES PCB-189	94.7	
Hexa-CB	1,890		1,960		ES PCB-202	97.2	
Hepta-CB	422		476		ES PCB-205	88.9	
Octa-CB	107		131		ES PCB-206	93.1	
Nona-CB	17.1		23.6		ES PCB-208	95.1	
Deca-CB			2.25	J	ES PCB-209	88.6	
					CS PCB-28	83.4	
Total PCB (Mono-Deca)	9,810		10,200		CS PCB-111	88.9	
					CS PCB-178	109	

Checkcode: 046-725-NQG/A

SGS North America - PCB v0.83

Report Created: 23-Aug-2019 16:21 Analyst: MS



Sample ID: MW-14-0719

Method 1668A

Client Data			Sample Data			Laboratory Data						
Name:	SLR International Corp		Matrix:	Aqueous		Project No.:	B3549		Date Received:	02-Aug-2019		
Project ID:	Nord Door		Weight/Volume:	0.91 L		Sample ID:	B3549_16902_PCB_014		Date Extracted:	14-Aug-2019		
Date Collected:	01-Aug-2019		pH	7		QC Batch No.:	16902		Date Analyzed:	23-Aug-2019		
			Units	pg/L		Checkcode:	046-725-NQG/A		Time Analyzed:	04:02:30		

Mono	Conc.	Qualifiers	Tri	Conc.	Qualifiers	Tetra	Conc.	Qualifiers	Tetra	Conc.	Qualifiers
PCB-1	9.02	J	PCB-19	47.3		PCB-54	3.96	J	PCB-72	[5.51]	J EMPC
PCB-2	(2.36)		PCB-30/18	194	C	PCB-50/53	82.4	C	PCB-68	38.7	
PCB-3	(2.68)		PCB-17	104		PCB-45	[29.8]	EMPC	PCB-57	(2.08)	
			PCB-27	21.2		PCB-51	77.1		PCB-58	(1.86)	
Conc.	9.02		PCB-24	(2.64)		PCB-46	[22]	EMPC	PCB-67	[2.19]	J EMPC
EMPC	9.02		PCB-16	59.6		PCB-52	727		PCB-63	7.84	J
			PCB-32	86.4		PCB-73	[5.9]	J EMPC	PCB-61/70/74/76	324	C
Di	Conc.	Qualifiers	PCB-34	(6.16)		PCB-43	7.24	J	PCB-66	186	
PCB-4	[44.3]	EMPC	PCB-23	(6.01)		PCB-69/49	368	C	PCB-55	5.55	J
PCB-10	(2.4)		PCB-26/29	60.3	C	PCB-48	32.1		PCB-56	46.4	
PCB-9	(5.24)		PCB-25	21.3		PCB-44/47/65	420	C	PCB-60	12.5	
PCB-7	(5.78)		PCB-31	109		PCB-59/62/75	21.5	J C	PCB-80	(2.11)	
PCB-6	10.6	J	PCB-28/20	131	C	PCB-42	87.7		PCB-79	[4.8]	J EMPC
PCB-5	(6.08)		PCB-21/33	38	C	PCB-41	[2.41]	J EMPC	PCB-78	(2.5)	
PCB-8	[27.6]	EMPC	PCB-22	23.3		PCB-71/40	121	C	PCB-81	(2.7)	
PCB-14	(6.11)		PCB-36	(5.59)		PCB-64	96		PCB-77	[5.71]	J EMPC
PCB-11	[34.2]	B EMPC	PCB-39	(6.43)							
PCB-13/12	(6.52)	C	PCB-38	(6.38)							
PCB-15	9.27	J	PCB-35	(7.01)							
			PCB-37	14.2							
Conc.	19.8		Conc.	911					Conc.	2,660	
EMPC	126		EMPC	911					EMPC	2,740	



5500 Business Drive
 Wilmington, NC 28405, USA
 Tel: +1 910 794-1613
 www.us.sgs.com

Totals	Conc.	EMPC
Mono-Tri	940	1,050
Tetra-Hexa	8,320	8,490
Hepta-Deca	547	633
Mono-Deca	9,810	10,200

Sample ID: MW-14-0719						Method 1668A					
Penta	Conc.	Qualifiers	Penta	Conc.	Qualifiers	Hexa	Conc.	Qualifiers	Hexa	Conc.	Qualifiers
PCB-104	(0.706)		PCB-108/119/86/97/125/87	334	C	PCB-155	(0.809)		PCB-165	(1.14)	
PCB-96	[3.77]	J EMPC	PCB-117	14.1		PCB-152	(0.843)		PCB-146	66.1	
PCB-103	9.11	J	PCB-116/85	58.8	C	PCB-150	(0.961)		PCB-161	(1.02)	
PCB-94	(5.54)		PCB-110	632		PCB-136	65.9		PCB-153/168	360	C
PCB-95	622		PCB-115	(3.7)		PCB-145	(0.913)		PCB-141	67.8	
PCB-100/93	[11.6]	J EMPC C	PCB-82	40.9		PCB-148	1.72	J	PCB-130	30.1	
PCB-102	22.1		PCB-111	(3.92)		PCB-151/135	138	C	PCB-137	25.1	
PCB-98	(4.07)		PCB-120	(3.31)		PCB-154	11.1		PCB-164	[24.6]	EMPC
PCB-88	(5.15)		PCB-107/124	(4.17)	C	PCB-144	[13.6]	EMPC	PCB-163/138/129	459	C
PCB-91	115		PCB-109	30.7		PCB-147/149	333	C	PCB-160	(1.35)	
PCB-84	190		PCB-123	(4.29)		PCB-134	[31.7]	EMPC	PCB-158	42	
PCB-89	(4.98)		PCB-106	(4.03)		PCB-143	(1.33)		PCB-128/166	61.6	C
PCB-121	(3.35)		PCB-118	433		PCB-139/140	8.03	J C	PCB-159	(1.27)	
PCB-92	139		PCB-122	(5.3)		PCB-131	5.04	J	PCB-162	(1.47)	
PCB-113/90/101	674	C	PCB-114	8.27	J	PCB-142	(1.6)		PCB-167	15.4	
PCB-83	31.7		PCB-105	123		PCB-132	148		PCB-156/157	47.5	C
PCB-99	291		PCB-127	(4.89)		PCB-133	[8.51]	J EMPC	PCB-169	(2.39)	
PCB-112	(3.38)		PCB-126	(2.13)							
			Conc.	3,770					Conc.	1,890	
			EMPC	3,790					EMPC	1,960	
Hepta	Conc.	Qualifiers	Hepta	Conc.	Qualifiers	Octa	Conc.	Qualifiers	Nona	Conc.	Qualifiers
PCB-188	(0.737)		PCB-174	56.2		PCB-202	8.85	J	PCB-208	[4.53]	J EMPC
PCB-179	23.3		PCB-177	33		PCB-201	[5.78]	J EMPC	PCB-207	[1.97]	J EMPC
PCB-184	(0.838)		PCB-181	(1.25)		PCB-204	(0.712)		PCB-206	17.1	
PCB-176	[8.15]	J EMPC	PCB-171/173	17.1	J C	PCB-197	(0.763)				
PCB-186	(0.788)		PCB-172	[9.36]	J EMPC	PCB-200	[3.48]	J EMPC	Conc.	17.1	
PCB-178	19.4		PCB-192	(1.01)		PCB-198/199	38.6	C	EMPC	23.6	
PCB-175	2.51	J	PCB-180/193	127	C	PCB-196	[14]	EMPC			
PCB-187	77.3		PCB-191	[1.75]	J EMPC	PCB-203	25.5		Deca	Conc.	Qualifiers
PCB-182	(1.11)		PCB-170	55.4		PCB-195	9.74	J	PCB-209	[2.25]	J EMPC
PCB-183	[29.6]	EMPC	PCB-190	10.9	J	PCB-194	23.3				
PCB-185	[5.15]	J EMPC	PCB-189	(1.26)		PCB-205	1.36	J			
			Conc.	422		Conc.	107				
			EMPC	476		EMPC	131				

Sample ID: MW-15-0719

Method 1668A

Client Data		Sample Data		Laboratory Data			
Name:	SLR International Corp	Matrix:	Aqueous	Project No.:	B3549	Date Received:	02-Aug-2019
Project ID:	Nord Door	Weight/Volume:	0.98 L	Sample ID:	B3549_16902_PCB_015	Date Extracted:	14-Aug-2019
Date Collected:	31-Jul-2019	pH	6	QC Batch No.:	16902	Date Analyzed:	23-Aug-2019
Analyte	Conc.	DL	EMPC	Qualifier	Standard	Recovery	
	pg/L	pg/L	pg/L			%	
PCB-77 33'44'-TeCB	ND	2.87			ES PCB-1	31.1	
PCB-81 344'5'-TeCB	ND	2.33			ES PCB-3	37.6	
PCB-105 233'44'-PeCB	ND	1.99			ES PCB-4	36.6	
PCB-114 2344'5'-PeCB	ND	1.85			ES PCB-15	57.3	
PCB-118 23'44'5'-PeCB	ND	1.9			ES PCB-19	45	
PCB-123 23'44'5'-PeCB	ND	1.94			ES PCB-37	68.3	
PCB-126 33'44'5'-PeCB	ND	2.43			ES PCB-54	59.2	
PCB-156/157 233'44'5'/233'44'5'-HxCB	ND	3.35		C	ES PCB-77	64	
PCB-167 23'44'55'-HxCB	ND	2.27			ES PCB-81	71.1	
PCB-169 33'44'55'-HxCB	ND	3.28			ES PCB-104	85.8	
PCB-189 233'44'55'-HpCB	ND	2.56			ES PCB-105	69.6	
					ES PCB-114	72.5	
					ES PCB-118	72.5	
					ES PCB-123	73.8	
					ES PCB-126	68.7	
					ES PCB-153	83.5	
					ES PCB-155	84.6	
					ES PCB-156/157	64.7	
					ES PCB-167	66.8	
					ES PCB-169	57.8	
					ES PCB-170	96.8	
					ES PCB-180	96.3	
					ES PCB-188	105	
					ES PCB-189	87	
					ES PCB-202	87.8	
					ES PCB-205	87.3	
					ES PCB-206	89.8	
					ES PCB-208	92.6	
					ES PCB-209	84.8	
					CS PCB-28	69.2	
					CS PCB-111	73	
					CS PCB-178	101	
TEQs (WHO 2005 M/H)							
ND = 0	0		0				
ND = 0.5 x DL	0.172		0.172				
ND = DL	0.343		0.343				
Totals							
Mono-CB	ND	5.07					
Di-CB	23.6						
Tri-CB	ND	9.16					
Tetra-CB	119		172				
Penta-CB			14.2				
Hexa-CB	12.5						
Hepta-CB	ND	2.25					
Octa-CB	ND	2.01					
Nona-CB	ND	2.31					
Deca-CB	ND	1.81					
Total PCB (Mono-Deca)	155		222				



Sample ID: MW-15-0719

Method 1668A

Client Data			Sample Data			Laboratory Data						
Name:	SLR International Corp		Matrix:	Aqueous		Project No.:	B3549		Date Received:	02-Aug-2019		
Project ID:	Nord Door		Weight/Volume:	0.98 L		Sample ID:	B3549_16902_PCB_015		Date Extracted:	14-Aug-2019		
Date Collected:	31-Jul-2019		pH	6		QC Batch No.:	16902		Date Analyzed:	23-Aug-2019		
			Units	pg/L		Checkcode:	189-790-KWM/A		Time Analyzed:	04:58:41		

Mono	Conc.	Qualifiers	Tri	Conc.	Qualifiers	Tetra	Conc.	Qualifiers	Tetra	Conc.	Qualifiers
PCB-1	(5.32)		PCB-19	(9.02)		PCB-54	(1.77)		PCB-72	(1.68)	
PCB-2	(4.24)		PCB-30/18	(6.88)	C	PCB-50/53	(1.86)	C	PCB-68	42.3	
PCB-3	(4.82)		PCB-17	(10)		PCB-45	(2.21)		PCB-57	(1.8)	
			PCB-27	(7.12)		PCB-51	76.3		PCB-58	(1.6)	
Conc.	0		PCB-24	(7.08)		PCB-46	(2.34)		PCB-67	(1.6)	
EMPC	0		PCB-16	(9.96)		PCB-52	[3.38]	J B EMPC	PCB-63	(2.02)	
			PCB-32	(6.4)		PCB-73	(1.48)		PCB-61/70/74/76	[3.39]	J B EMPC C
Di	Conc.	Qualifiers	PCB-34	(8.07)		PCB-43	(1.88)		PCB-66	(1.78)	
PCB-4	(7.81)		PCB-23	(7.88)		PCB-69/49	(1.74)	C	PCB-55	(1.71)	
PCB-10	(6.1)		PCB-26/29	(8.12)	C	PCB-48	(2.09)		PCB-56	(1.86)	
PCB-9	(7.09)		PCB-25	(6.61)		PCB-44/47/65	[46.6]	EMPC C	PCB-60	(2.18)	
PCB-7	(7.83)		PCB-31	(6.81)		PCB-59/62/75	(1.6)	C	PCB-80	(1.82)	
PCB-6	(6.7)		PCB-28/20	(7.61)	C	PCB-42	(2.28)		PCB-79	(1.78)	
PCB-5	(8.24)		PCB-21/33	(7.77)	C	PCB-41	(2.61)		PCB-78	(2.16)	
PCB-8	(6.43)		PCB-22	(7.18)		PCB-71/40	(1.94)	C	PCB-81	(2.33)	
PCB-14	(8.27)		PCB-36	(7.32)		PCB-64	(1.61)		PCB-77	(2.87)	
PCB-11	23.6	B	PCB-39	(8.43)							
PCB-13/12	(8.83)	C	PCB-38	(8.36)							
PCB-15	(9.01)		PCB-35	(9.19)							
			PCB-37	(9.3)							
Conc.	23.6		Conc.	0					Conc.	119	
EMPC	23.6		EMPC	0					EMPC	172	



5500 Business Drive
 Wilmington, NC 28405, USA
 Tel: +1 910 794-1613
 www.us.sgs.com

Totals	Conc.	EMPC
Mono-Tri	23.6	23.6
Tetra-Hexa	131	199
Hepta-Deca	0	0
Mono-Deca	155	222

Sample ID: MW-15-0719
Method 1668A

Penta	Conc.	Qualifiers	Penta	Conc.	Qualifiers	Hexa	Conc.	Qualifiers	Hexa	Conc.	Qualifiers
PCB-104	(0.656)		PCB-108/119/86/97/125/87	(1.93)	C	PCB-155	(0.76)		PCB-165	(1.21)	
PCB-96	(0.735)		PCB-117	(2.09)		PCB-152	(0.792)		PCB-146	(1.27)	
PCB-103	(2.07)		PCB-116/85	(1.98)	C	PCB-150	(0.903)		PCB-161	(1.08)	
PCB-94	(2.51)		PCB-110	[3.16]	J B EMPC	PCB-136	(0.99)		PCB-153/168	3.83	J B C
PCB-95	[6.15]	J EMPC	PCB-115	(1.67)		PCB-145	(0.858)		PCB-141	(1.63)	
PCB-100/93	(2.31)	C	PCB-82	(2.44)		PCB-148	(1.4)		PCB-130	(1.96)	
PCB-102	(2)		PCB-111	(1.77)		PCB-151/135	(1.44)	C	PCB-137	(1.78)	
PCB-98	(1.84)		PCB-120	(1.5)		PCB-154	(1.32)		PCB-164	(1.16)	
PCB-88	(2.33)		PCB-107/124	(1.88)	C	PCB-144	(1.5)		PCB-163/138/129	4.83	J B C
PCB-91	(2.29)		PCB-109	(1.71)		PCB-147/149	3.83	J B C	PCB-160	(1.43)	
PCB-84	(2.68)		PCB-123	(1.94)		PCB-134	(2.08)		PCB-158	(1.21)	
PCB-89	(2.25)		PCB-106	(1.82)		PCB-143	(1.4)		PCB-128/166	(2.32)	C
PCB-121	(1.51)		PCB-118	(1.9)		PCB-139/140	(1.41)	C	PCB-159	(1.85)	
PCB-92	(2.47)		PCB-122	(2.25)		PCB-131	(1.66)		PCB-162	(2.13)	
PCB-113/90/101	[4.85]	J B EMPC C	PCB-114	(1.85)		PCB-142	(1.69)		PCB-167	(2.27)	
PCB-83	(3.03)		PCB-105	(1.99)		PCB-132	(1.62)		PCB-156/157	(3.35)	C
PCB-99	(1.75)		PCB-127	(2.08)		PCB-133	(1.48)		PCB-169	(3.28)	
PCB-112	(1.53)		PCB-126	(2.43)							
			Conc.	0					Conc.	12.5	
			EMPC	14.2					EMPC	12.5	

Hepta	Conc.	Qualifiers	Hepta	Conc.	Qualifiers	Octa	Conc.	Qualifiers	Nona	Conc.	Qualifiers
PCB-188	(1.1)		PCB-174	(2.47)		PCB-202	(1.42)		PCB-208	(1.8)	
PCB-179	(1.17)		PCB-177	(2.55)		PCB-201	(1.83)		PCB-207	(2.01)	
PCB-184	(1.25)		PCB-181	(2.36)		PCB-204	(1.54)		PCB-206	(2.81)	
PCB-176	(1.43)		PCB-171/173	(2.77)	C	PCB-197	(1.65)				
PCB-186	(1.17)		PCB-172	(2.77)		PCB-200	(1.75)		Conc.	0	
PCB-178	(1.92)		PCB-192	(1.9)		PCB-198/199	(2.09)	C	EMPC	0	
PCB-175	(2.59)		PCB-180/193	(2.33)	C	PCB-196	(2.45)				
PCB-187	(2.07)		PCB-191	(2.23)		PCB-203	(1.95)		Deca	Conc.	Qualifiers
PCB-182	(2.09)		PCB-170	(3.38)		PCB-195	(2.83)		PCB-209	(1.81)	
PCB-183	(2.31)		PCB-190	(2.25)		PCB-194	(2.75)				
PCB-185	(2.92)		PCB-189	(2.56)		PCB-205	(2.6)				
			Conc.	0		Conc.	0				
			EMPC	0		EMPC	0				



Sample ID: MW-16-0719

Method 1668A

Client Data		Sample Data		Laboratory Data			
Name:	SLR International Corp	Matrix:	Aqueous	Project No.:	B3549	Date Received:	02-Aug-2019
Project ID:	Nord Door	Weight/Volume:	0.97 L	Sample ID:	B3549_16902_PCB_016	Date Extracted:	14-Aug-2019
Date Collected:	31-Jul-2019	pH	6	QC Batch No.:	16902	Date Analyzed:	23-Aug-2019
Analyte	Conc.	DL	EMPC	Qualifier	Standard	Recovery	
	pg/L	pg/L	pg/L			%	
PCB-77 33'44'-TeCB	ND	1.22			ES PCB-1	61.8	
PCB-81 344'5'-TeCB	ND	1.21			ES PCB-3	63.6	
PCB-105 233'44'-PeCB	ND	1.09			ES PCB-4	63.9	
PCB-114 2344'5'-PeCB	ND	0.976			ES PCB-15	72.3	
PCB-118 23'44'5'-PeCB	EMPC		3.19	J B	ES PCB-19	68.4	
PCB-123 23'44'5'-PeCB	ND	0.996			ES PCB-37	78.8	
PCB-126 33'44'5'-PeCB	ND	1.5			ES PCB-54	90.6	
PCB-156/157 233'44'5'/233'44'5'-HxCB	ND	1.54		C	ES PCB-77	85.8	
PCB-167 23'44'55'-HxCB	ND	0.966			ES PCB-81	85.3	
PCB-169 33'44'55'-HxCB	ND	1.39			ES PCB-104	108	
PCB-189 233'44'55'-HpCB	ND	1.16			ES PCB-105	90	
					ES PCB-114	91	
TEQs (WHO 2005 M/H)					ES PCB-118	91.7	
					ES PCB-123	91	
ND = 0	0		0.0000958		ES PCB-126	91.6	
ND = 0.5 x DL	0.0963		0.0964		ES PCB-153	96.2	
ND = DL	0.193		0.193		ES PCB-155	91.1	
					ES PCB-156/157	76.8	
Totals					ES PCB-167	78.7	
Mono-CB	3.01				ES PCB-169	74.6	
Di-CB	24.4				ES PCB-170	112	
Tri-CB	9.75		15.7		ES PCB-180	118	
Tetra-CB	139		150		ES PCB-188	115	
Penta-CB	6.51		28.7		ES PCB-189	102	
Hexa-CB	4.78		14.3		ES PCB-202	107	
Hepta-CB			2.74		ES PCB-205	95.9	
Octa-CB	ND	0.806			ES PCB-206	100	
Nona-CB	ND	1.03			ES PCB-208	110	
Deca-CB	ND	1.21			ES PCB-209	95.9	
					CS PCB-28	79.9	
Total PCB (Mono-Deca)	187		238		CS PCB-111	90.7	
					CS PCB-178	119	

Checkcode: 728-864-ZDH/A

SGS North America - PCB v0.83

Report Created: 23-Aug-2019 16:21 Analyst: MS



Sample ID: MW-16-0719

Method 1668A

Client Data			Sample Data			Laboratory Data						
Name:	SLR International Corp		Matrix:	Aqueous		Project No.:	B3549		Date Received:	02-Aug-2019		
Project ID:	Nord Door		Weight/Volume:	0.97 L		Sample ID:	B3549_16902_PCB_016		Date Extracted:	14-Aug-2019		
Date Collected:	31-Jul-2019		pH	6		QC Batch No.:	16902		Date Analyzed:	23-Aug-2019		
			Units	pg/L		Checkcode:	728-864-ZDH/A		Time Analyzed:	05:54:45		

Mono	Conc.	Qualifiers	Tri	Conc.	Qualifiers	Tetra	Conc.	Qualifiers	Tetra	Conc.	Qualifiers
PCB-1	3.01	J	PCB-19	(2.51)		PCB-54	(0.721)		PCB-72	(0.871)	
PCB-2	(1.39)		PCB-30/18	4.84	J C	PCB-50/53	(1.11)	C	PCB-68	9.75	J
PCB-3	(1.58)		PCB-17	4.91	J	PCB-45	(1.32)		PCB-57	(0.931)	
			PCB-27	(1.98)		PCB-51	60.7		PCB-58	(0.831)	
Conc.	3.01		PCB-24	(1.97)		PCB-46	(1.39)		PCB-67	(0.83)	
EMPC	3.01		PCB-16	(2.78)		PCB-52	12.8	B	PCB-63	(1.05)	
			PCB-32	(1.78)		PCB-73	(0.882)		PCB-61/70/74/76	[5.1]	J B EMPC C
Di	Conc.	Qualifiers	PCB-34	(2.97)		PCB-43	(1.12)		PCB-66	[1.81]	J B EMPC
PCB-4	(3.9)		PCB-23	(2.9)		PCB-69/49	[3.93]	J B EMPC C	PCB-55	(0.886)	
PCB-10	(3.05)		PCB-26/29	(2.99)	C	PCB-48	(1.24)		PCB-56	(0.961)	
PCB-9	(3.31)		PCB-25	(2.43)		PCB-44/47/65	55.5	C	PCB-60	(1.13)	
PCB-7	(3.66)		PCB-31	[2.67]	J B EMPC	PCB-59/62/75	(0.952)	C	PCB-80	(0.941)	
PCB-6	(3.13)		PCB-28/20	[3.24]	J B EMPC C	PCB-42	(1.36)		PCB-79	(0.92)	
PCB-5	(3.85)		PCB-21/33	(2.86)	C	PCB-41	(1.56)		PCB-78	(1.12)	
PCB-8	(3)		PCB-22	(2.64)		PCB-71/40	(1.16)	C	PCB-81	(1.21)	
PCB-14	(3.86)		PCB-36	(2.69)		PCB-64	(0.96)		PCB-77	(1.22)	
PCB-11	24.4	B	PCB-39	(3.1)							
PCB-13/12	(4.12)	C	PCB-38	(3.07)							
PCB-15	(4.21)		PCB-35	(3.38)							
			PCB-37	(3.42)							
Conc.	24.4		Conc.	9.75					Conc.	139	
EMPC	24.4		EMPC	15.7					EMPC	150	



5500 Business Drive
 Wilmington, NC 28405, USA
 Tel: +1 910 794-1613
 www.us.sgs.com

Totals	Conc.	EMPC
Mono-Tri	37.1	43
Tetra-Hexa	150	192
Hepta-Deca	0	2.74
Mono-Deca	187	238

Sample ID: MW-16-0719
Method 1668A

Penta	Conc.	Qualifiers	Penta	Conc.	Qualifiers	Hexa	Conc.	Qualifiers	Hexa	Conc.	Qualifiers
PCB-104	(0.639)		PCB-108/119/86/97/125/87	4.49	J B C	PCB-155	(0.606)		PCB-165	(0.783)	
PCB-96	(0.716)		PCB-117	(1.07)		PCB-152	(0.632)		PCB-146	(0.822)	
PCB-103	(1.06)		PCB-116/85	(1.01)	C	PCB-150	(0.72)		PCB-161	(0.698)	
PCB-94	(1.29)		PCB-110	[4.95]	J B EMPC	PCB-136	(0.79)		PCB-153/168	[2.84]	J B EMPC C
PCB-95	[5.82]	J EMPC	PCB-115	(0.859)		PCB-145	(0.684)		PCB-141	(1.06)	
PCB-100/93	(1.19)	C	PCB-82	(1.25)		PCB-148	(0.908)		PCB-130	(1.27)	
PCB-102	(1.03)		PCB-111	(0.912)		PCB-151/135	(0.933)	C	PCB-137	(1.16)	
PCB-98	(0.945)		PCB-120	(0.77)		PCB-154	(0.859)		PCB-164	(0.755)	
PCB-88	(1.2)		PCB-107/124	(0.968)	C	PCB-144	(0.975)		PCB-163/138/129	4.78	J B C
PCB-91	(1.18)		PCB-109	(0.881)		PCB-147/149	[5.09]	J B EMPC C	PCB-160	(0.926)	
PCB-84	(1.38)		PCB-123	(0.996)		PCB-134	(1.35)		PCB-158	(0.784)	
PCB-89	(1.16)		PCB-106	(0.937)		PCB-143	(0.91)		PCB-128/166	(0.987)	C
PCB-121	(0.778)		PCB-118	[3.19]	J B EMPC	PCB-139/140	(0.914)	C	PCB-159	(0.787)	
PCB-92	2.02	J	PCB-122	(1.19)		PCB-131	(1.08)		PCB-162	(0.908)	
PCB-113/90/101	[5.39]	J B EMPC C	PCB-114	(0.976)		PCB-142	(1.1)		PCB-167	(0.966)	
PCB-83	(1.56)		PCB-105	(1.09)		PCB-132	[1.59]	J EMPC	PCB-156/157	(1.54)	C
PCB-99	[2.82]	J B EMPC	PCB-127	(1.14)		PCB-133	(0.959)		PCB-169	(1.39)	
PCB-112	(0.786)		PCB-126	(1.5)							
			Conc.	6.51					Conc.	4.78	
			EMPC	28.7					EMPC	14.3	

Hepta	Conc.	Qualifiers	Hepta	Conc.	Qualifiers	Octa	Conc.	Qualifiers	Nona	Conc.	Qualifiers
PCB-188	(0.683)		PCB-174	(1.16)		PCB-202	(0.752)		PCB-208	(0.73)	
PCB-179	(0.729)		PCB-177	(1.2)		PCB-201	(0.969)		PCB-207	(0.814)	
PCB-184	(0.776)		PCB-181	(1.11)		PCB-204	(0.811)		PCB-206	(1.33)	
PCB-176	(0.886)		PCB-171/173	(1.3)	C	PCB-197	(0.87)				
PCB-186	(0.73)		PCB-172	(1.3)		PCB-200	(0.924)		Conc.	0	
PCB-178	(1.19)		PCB-192	(0.896)		PCB-198/199	(1.11)	C	EMPC	0	
PCB-175	(1.22)		PCB-180/193	[1.79]	J B EMPC C	PCB-196	(1.3)				
PCB-187	[0.951]	J EMPC	PCB-191	(1.05)		PCB-203	(1.03)		Deca	Conc.	Qualifiers
PCB-182	(0.984)		PCB-170	(1.58)		PCB-195	(0.935)		PCB-209	(1.21)	
PCB-183	(1.08)		PCB-190	(1.06)		PCB-194	(0.909)				
PCB-185	(1.38)		PCB-189	(1.16)		PCB-205	(0.859)				
			Conc.	0		Conc.	0				
			EMPC	2.74		EMPC	0				



Sample ID: MW-17-0719

Method 1668A

Client Data		Sample Data		Laboratory Data			
Name:	SLR International Corp	Matrix:	Aqueous	Project No.:	B3549	Date Received:	02-Aug-2019
Project ID:	Nord Door	Weight/Volume:	0.94 L	Sample ID:	B3549_16902_PCB_017	Date Extracted:	14-Aug-2019
Date Collected:	30-Jul-2019	pH	6	QC Batch No.:	16902	Date Analyzed:	23-Aug-2019
Analyte	Conc.	DL	EMPC	Qualifier	Standard	Recovery	
	pg/L	pg/L	pg/L			%	
PCB-77 33'44'-TeCB	ND	1.08			ES PCB-1	61.8	
PCB-81 344'5'-TeCB	ND	0.935			ES PCB-3	61	
PCB-105 233'44'-PeCB	ND	0.884			ES PCB-4	61.7	
PCB-114 2344'5'-PeCB	ND	0.905			ES PCB-15	67	
PCB-118 23'44'5'-PeCB	EMPC		2.91	J B	ES PCB-19	64.6	
PCB-123 23'44'5'-PeCB	ND	0.788			ES PCB-37	75.5	
PCB-126 33'44'5'-PeCB	ND	0.88			ES PCB-54	94.7	
PCB-156/157 233'44'5'/233'44'5'-HxCB	ND	1.74		C	ES PCB-77	70.3	
PCB-167 23'44'55'-HxCB	ND	1.07			ES PCB-81	73.7	
PCB-169 33'44'55'-HxCB	ND	1.54			ES PCB-104	117	
PCB-189 233'44'55'-HpCB	ND	1.17			ES PCB-105	79.5	
					ES PCB-114	78.2	
TEQs (WHO 2005 M/H)					ES PCB-118	83.1	
					ES PCB-123	84.6	
ND = 0	0		0.0000873		ES PCB-126	82.9	
ND = 0.5 x DL	0.0673		0.0674		ES PCB-153	93.3	
ND = DL	0.135		0.135		ES PCB-155	100	
					ES PCB-156/157	72.9	
					ES PCB-167	75.3	
Totals					ES PCB-169	72.1	
Mono-CB	3.26				ES PCB-170	109	
Di-CB	22.1				ES PCB-180	111	
Tri-CB	9.13		10.8		ES PCB-188	116	
Tetra-CB	99.8		110		ES PCB-189	98.4	
Penta-CB	13.9		20.3		ES PCB-202	101	
Hexa-CB	2.84		11.4		ES PCB-205	91.5	
Hepta-CB	2.37		3.68		ES PCB-206	98.1	
Octa-CB	ND	0.726			ES PCB-208	104	
Nona-CB	ND	1.11			ES PCB-209	93.4	
Deca-CB	ND	0.912			CS PCB-28	82.3	
					CS PCB-111	86.4	
Total PCB (Mono-Deca)	153		181		CS PCB-178	115	

Checkcode: 151-216-ZBQ/A

SGS North America - PCB v0.83

Report Created: 23-Aug-2019 16:21 Analyst: MS



Sample ID: MW-17-0719

Method 1668A

Client Data			Sample Data			Laboratory Data						
Name:	SLR International Corp		Matrix:	Aqueous		Project No.:	B3549		Date Received:	02-Aug-2019		
Project ID:	Nord Door		Weight/Volume:	0.94 L		Sample ID:	B3549_16902_PCB_017		Date Extracted:	14-Aug-2019		
Date Collected:	30-Jul-2019		pH	6		QC Batch No.:	16902		Date Analyzed:	23-Aug-2019		
			Units	pg/L		Checkcode:	151-216-ZBQ/A		Time Analyzed:	06:50:51		

Mono	Conc.	Qualifiers	Tri	Conc.	Qualifiers	Tetra	Conc.	Qualifiers	Tetra	Conc.	Qualifiers
PCB-1	3.26	J	PCB-19	(1.75)		PCB-54	(0.418)		PCB-72	(0.674)	
PCB-2	(1.02)		PCB-30/18	2.29	J C	PCB-50/53	5.74	J C	PCB-68	[3.97]	J EMPC
PCB-3	(1.16)		PCB-17	2.64	J	PCB-45	1.71	J	PCB-57	(0.72)	
			PCB-27	(1.38)		PCB-51	51.5		PCB-58	(0.643)	
Conc.	3.26		PCB-24	(1.37)		PCB-46	(1.26)		PCB-67	(0.642)	
EMPC	3.26		PCB-16	(1.93)		PCB-52	9.02	J B	PCB-63	(0.811)	
			PCB-32	1.57	J	PCB-73	(0.8)		PCB-61/70/74/76	[2.4]	J B EMPC C
Di	Conc.	Qualifiers	PCB-34	(2.17)		PCB-43	(1.01)		PCB-66	2.15	J B
PCB-4	(2.03)		PCB-23	(2.12)		PCB-69/49	[2.4]	J B EMPC C	PCB-55	(0.686)	
PCB-10	(1.59)		PCB-26/29	(2.18)	C	PCB-48	(1.13)		PCB-56	(0.744)	
PCB-9	(1.93)		PCB-25	(1.78)		PCB-44/47/65	27.4	J B C	PCB-60	(0.873)	
PCB-7	(2.13)		PCB-31	[1.69]	J B EMPC	PCB-59/62/75	(0.864)	C	PCB-80	(0.728)	
PCB-6	(1.82)		PCB-28/20	2.63	J B C	PCB-42	1.06	J	PCB-79	(0.712)	
PCB-5	(2.24)		PCB-21/33	(2.09)	C	PCB-41	(1.41)		PCB-78	(0.864)	
PCB-8	2.14	J	PCB-22	(1.93)		PCB-71/40	1.2	J C	PCB-81	(0.935)	
PCB-14	(2.25)		PCB-36	(1.97)		PCB-64	[1.24]	J B EMPC	PCB-77	(1.08)	
PCB-11	20	B	PCB-39	(2.27)							
PCB-13/12	(2.4)	C	PCB-38	(2.25)							
PCB-15	(2.45)		PCB-35	(2.47)							
			PCB-37	(2.5)							
Conc.	22.1		Conc.	9.13					Conc.	99.8	
EMPC	22.1		EMPC	10.8					EMPC	110	



5500 Business Drive
 Wilmington, NC 28405, USA
 Tel: +1 910 794-1613
 www.us.sgs.com

Totals	Conc.	EMPC
Mono-Tri	34.5	36.2
Tetra-Hexa	117	141
Hepta-Deca	2.37	3.68
Mono-Deca	153	181

Sample ID: MW-17-0719
Method 1668A

Penta	Conc.	Qualifiers	Penta	Conc.	Qualifiers	Hexa	Conc.	Qualifiers	Hexa	Conc.	Qualifiers
PCB-104	(0.406)		PCB-108/119/86/97/125/87	(0.785)	C	PCB-155	(0.443)		PCB-165	(0.649)	
PCB-96	(0.455)		PCB-117	(0.85)		PCB-152	(0.462)		PCB-146	(0.681)	
PCB-103	(0.842)		PCB-116/85	(0.804)	C	PCB-150	(0.526)		PCB-161	(0.578)	
PCB-94	(1.02)		PCB-110	[3.46]	J B EMPC	PCB-136	[0.958]	J EMPC	PCB-153/168	2.84	J B C
PCB-95	7.61	J	PCB-115	(0.68)		PCB-145	(0.5)		PCB-141	(0.874)	
PCB-100/93	(0.942)	C	PCB-82	(0.991)		PCB-148	(0.752)		PCB-130	(1.05)	
PCB-102	(0.814)		PCB-111	(0.722)		PCB-151/135	(0.773)	C	PCB-137	(0.958)	
PCB-98	(0.748)		PCB-120	(0.609)		PCB-154	(0.711)		PCB-164	(0.625)	
PCB-88	(0.947)		PCB-107/124	(0.767)	C	PCB-144	(0.808)		PCB-163/138/129	[3.24]	J B EMPC C
PCB-91	(0.932)		PCB-109	(0.697)		PCB-147/149	[2.63]	J B EMPC C	PCB-160	(0.767)	
PCB-84	(1.09)		PCB-123	(0.788)		PCB-134	(1.12)		PCB-158	(0.65)	
PCB-89	(0.917)		PCB-106	(0.742)		PCB-143	(0.754)		PCB-128/166	(1.09)	C
PCB-121	(0.616)		PCB-118	[2.91]	J B EMPC	PCB-139/140	(0.757)	C	PCB-159	(0.869)	
PCB-92	(1.01)		PCB-122	(1.1)		PCB-131	(0.893)		PCB-162	(1)	
PCB-113/90/101	4.97	J B C	PCB-114	(0.905)		PCB-142	(0.909)		PCB-167	(1.07)	
PCB-83	(1.23)		PCB-105	(0.884)		PCB-132	[1.69]	J EMPC	PCB-156/157	(1.74)	C
PCB-99	1.36	J B	PCB-127	(0.927)		PCB-133	(0.794)		PCB-169	(1.54)	
PCB-112	(0.622)		PCB-126	(0.88)							
			Conc.	13.9					Conc.	2.84	
			EMPC	20.3					EMPC	11.4	

Hepta	Conc.	Qualifiers	Hepta	Conc.	Qualifiers	Octa	Conc.	Qualifiers	Nona	Conc.	Qualifiers
PCB-188	(0.43)		PCB-174	(1.19)		PCB-202	(0.695)		PCB-208	(0.85)	
PCB-179	(0.459)		PCB-177	(1.23)		PCB-201	(0.894)		PCB-207	(0.948)	
PCB-184	(0.489)		PCB-181	(1.14)		PCB-204	(0.749)		PCB-206	(1.36)	
PCB-176	(0.558)		PCB-171/173	(1.34)	C	PCB-197	(0.803)				
PCB-186	(0.46)		PCB-172	(1.34)		PCB-200	(0.853)		Conc.	0	
PCB-178	(0.75)		PCB-192	(0.921)		PCB-198/199	(1.02)	C	EMPC	0	
PCB-175	(1.25)		PCB-180/193	2.37	J B C	PCB-196	(1.2)				
PCB-187	[1.3]	J EMPC	PCB-191	(1.08)		PCB-203	(0.952)		Deca	Conc.	Qualifiers
PCB-182	(1.01)		PCB-170	(1.62)		PCB-195	(0.824)		PCB-209	(0.912)	
PCB-183	(1.11)		PCB-190	(1.08)		PCB-194	(0.801)				
PCB-185	(1.41)		PCB-189	(1.17)		PCB-205	(0.757)				
			Conc.	2.37		Conc.	0				
			EMPC	3.68		EMPC	0				

Sample ID: Method Blank B3549_16902

Method 1668A

Client Data		Sample Data		Laboratory Data			
Name:	SLR International Corp	Matrix:	Aqueous	Project No.:	B3549	Date Received:	n/a
Project ID:	Nord Door	Weight/Volume:	1.00 L	Sample ID:	MB1_16902_PCB_TLX	Date Extracted:	14-Aug-2019
Date Collected:	n/a	pH	n/a	QC Batch No.:	16902	Date Analyzed:	22-Aug-2019
Analyte	Conc.	DL	EMPC	Qualifier	Standard	Recovery	
	pg/L	pg/L	pg/L			%	
PCB-77 33'44'-TeCB	ND	2.29			ES PCB-1	61.8	
PCB-81 344'5'-TeCB	ND	1.93			ES PCB-3	63.6	
PCB-105 233'44'-PeCB	3.87			J	ES PCB-4	66.6	
PCB-114 2344'5'-PeCB	ND	1.95			ES PCB-15	67.6	
PCB-118 23'44'5'-PeCB	5.06			J	ES PCB-19	61.9	
PCB-123 23'44'5'-PeCB	ND	2.06			ES PCB-37	72.5	
PCB-126 33'44'5'-PeCB	ND	2.78			ES PCB-54	91.7	
PCB-156/157 233'44'5'/233'44'5'-HxCB	EMPC		3.31	J C	ES PCB-77	67.4	
PCB-167 23'44'55'-HxCB	ND	1.73			ES PCB-81	73.4	
PCB-169 33'44'55'-HxCB	ND	2.38			ES PCB-104	116	
PCB-189 233'44'55'-HpCB	ND	1.73			ES PCB-105	82.6	
					ES PCB-114	89.3	
TEQs (WHO 2005 M/H)					ES PCB-118	87.6	
					ES PCB-123	89.6	
ND = 0	0.000268		0.000367		ES PCB-126	77.4	
ND = 0.5 x DL	0.176		0.176		ES PCB-153	92.9	
ND = DL	0.351		0.351		ES PCB-155	95.8	
					ES PCB-156/157	71.2	
Totals					ES PCB-167	72.1	
Mono-CB	ND	1.73			ES PCB-169	66.1	
Di-CB	18.7				ES PCB-170	115	
Tri-CB	5.9		9.39		ES PCB-180	121	
Tetra-CB	9.84		26.3		ES PCB-188	124	
Penta-CB	14.3		26.5		ES PCB-189	96.3	
Hexa-CB	4.28		14.2		ES PCB-202	103	
Hepta-CB			2.91		ES PCB-205	94.7	
Octa-CB	ND	1.43			ES PCB-206	104	
Nona-CB	ND	1.33			ES PCB-208	108	
Deca-CB	ND	1.79			ES PCB-209	94.9	
					CS PCB-28	81	
Total PCB (Mono-Deca)	53.1		98.1		CS PCB-111	90.2	
					CS PCB-178	124	

Checkcode: 756-910-DJT/A


SGS North America - PCB v0.83

Report Created: 23-Aug-2019 16:17 Analyst: MS



Sample ID: Method Blank B3549_16902

Method 1668A

Client Data			Sample Data			Laboratory Data								
Name:	SLR International Corp		Matrix:	Aqueous		Project No.:	B3549		Date Received:	n/a				
Project ID:	Nord Door		Weight/Volume:	1.00 L		Sample ID:	MB1_16902_PCB_TLX		Date Extracted:	14-Aug-2019				
Date Collected:	n/a		pH	n/a		QC Batch No.:	16902		Date Analyzed:	22-Aug-2019				
			Units	pg/L		Checkcode:	756-910-DJT/A		Time Analyzed:	11:51:27				
Mono	Conc.	Qualifiers	Tri	Conc.	Qualifiers	Tetra	Conc.	Qualifiers	Tetra	Conc.	Qualifiers			
PCB-1	(1.56)		PCB-19	(2.03)		PCB-54	(0.952)		PCB-72	(1.48)				
PCB-2	(1.7)		PCB-30/18	(1.5)	C	PCB-50/53	(2.23)	C	PCB-68	(1.48)				
PCB-3	(1.9)		PCB-17	(2.19)		PCB-45	(2.74)		PCB-57	(1.56)				
			PCB-27	(1.58)		PCB-51	(2.16)		PCB-58	(1.4)				
Conc.	0		PCB-24	(1.57)		PCB-46	(2.79)		PCB-67	(1.35)				
EMPC	0		PCB-16	(2.15)		PCB-52	[3.32]	J EMPC	PCB-63	(1.75)				
			PCB-32	(1.43)		PCB-73	(1.6)		PCB-61/70/74/76	9.84	J C			
Di	Conc.	Qualifiers	PCB-34	(3.29)		PCB-43	(2.39)		PCB-66	[3.24]	J EMPC			
PCB-4	(2.38)		PCB-23	(3.14)		PCB-69/49	[2.83]	J EMPC C	PCB-55	(1.44)				
PCB-10	(1.91)		PCB-26/29	(3.21)	C	PCB-48	(2.41)		PCB-56	[2.27]	J EMPC			
PCB-9	(1.82)		PCB-25	(2.62)		PCB-44/47/65	[3.55]	J EMPC C	PCB-60	(1.78)				
PCB-7	(1.96)		PCB-31	[3.49]	J EMPC	PCB-59/62/75	(1.83)	C	PCB-80	(1.51)				
PCB-6	(1.69)		PCB-28/20	5.9	J C	PCB-42	(2.58)		PCB-79	(1.48)				
PCB-5	(2.07)		PCB-21/33	(3.04)	C	PCB-41	(3)		PCB-78	(1.71)				
PCB-8	(1.61)		PCB-22	(2.84)		PCB-71/40	(2.16)	C	PCB-81	(1.93)				
PCB-14	(2.01)		PCB-36	(2.86)		PCB-64	[1.31]	J EMPC	PCB-77	(2.29)				
PCB-11	18.7		PCB-39	(3.21)										
PCB-13/12	(2.13)	C	PCB-38	(3.21)										
PCB-15	(2.26)		PCB-35	(3.46)										
			PCB-37	(3.51)										
Conc.	18.7		Conc.	5.9					Conc.	9.84				
EMPC	18.7		EMPC	9.39					EMPC	26.3				
 <p>5500 Business Drive Wilmington, NC 28405, USA Tel: +1 910 794-1613 www.us.sgs.com</p>						Totals								
						Mono-Tri			24.6			28.1		
						Tetra-Hexa			28.5			67.1		
						Hepta-Deca			0			2.91		
						Mono-Deca			53.1			98.1		

Sample ID: Method Blank B3549_16902						Method 1668A					
Penta	Conc.	Qualifiers	Penta	Conc.	Qualifiers	Hexa	Conc.	Qualifiers	Hexa	Conc.	Qualifiers
PCB-104	(0.908)		PCB-108/119/86/97/125/87	[4.93]	J EMPC C	PCB-155	(1.01)		PCB-165	(1.76)	
PCB-96	(1.04)		PCB-117	(2.47)		PCB-152	(1.08)		PCB-146	(1.8)	
PCB-103	(2.5)		PCB-116/85	(2.15)	C	PCB-150	(1.2)		PCB-161	(1.47)	
PCB-94	(3.04)		PCB-110	5.41	J	PCB-136	(1.31)		PCB-153/168	4.28	J C
PCB-95	(2.7)		PCB-115	(1.74)		PCB-145	(1.14)		PCB-141	(2.11)	
PCB-100/93	(2.75)	C	PCB-82	(2.72)		PCB-148	(1.96)		PCB-130	(2.6)	
PCB-102	(1.98)		PCB-111	(2)		PCB-151/135	(1.99)	C	PCB-137	(2.43)	
PCB-98	(2.57)		PCB-120	(1.66)		PCB-154	(1.88)		PCB-164	(1.48)	
PCB-88	(2.83)		PCB-107/124	(2.03)	C	PCB-144	(2.03)		PCB-163/138/129	[3.69]	J EMPC C
PCB-91	(2.59)		PCB-109	(1.92)		PCB-147/149	[2.95]	J EMPC C	PCB-160	(1.8)	
PCB-84	(3.14)		PCB-123	(2.06)		PCB-134	(2.43)		PCB-158	(1.61)	
PCB-89	(2.62)		PCB-106	(1.93)		PCB-143	(2.17)		PCB-128/166	(1.88)	C
PCB-121	(1.74)		PCB-118	5.06	J	PCB-139/140	(1.93)	C	PCB-159	(1.47)	
PCB-92	(2.81)		PCB-122	(2.47)		PCB-131	(2.31)		PCB-162	(1.66)	
PCB-113/90/101	[5.31]	J EMPC C	PCB-114	(1.95)		PCB-142	(2.3)		PCB-167	(1.73)	
PCB-83	(3.55)		PCB-105	3.87	J	PCB-132	(2.22)		PCB-156/157	[3.31]	J EMPC C
PCB-99	[1.91]	J EMPC	PCB-127	(2.32)		PCB-133	(2.04)		PCB-169	(2.38)	
PCB-112	(1.67)		PCB-126	(2.78)							
			Conc.	14.3					Conc.	4.28	
			EMPC	26.5					EMPC	14.2	
Hepta	Conc.	Qualifiers	Hepta	Conc.	Qualifiers	Octa	Conc.	Qualifiers	Nona	Conc.	Qualifiers
PCB-188	(0.677)		PCB-174	(1.5)		PCB-202	(0.986)		PCB-208	(0.992)	
PCB-179	(0.757)		PCB-177	(1.58)		PCB-201	(1.26)		PCB-207	(1.1)	
PCB-184	(0.806)		PCB-181	(1.47)		PCB-204	(1.08)		PCB-206	(1.67)	
PCB-176	(0.871)		PCB-171/173	(1.72)	C	PCB-197	(1.1)				
PCB-186	(0.731)		PCB-172	(1.7)		PCB-200	(1.27)		Conc.	0	
PCB-178	(1.16)		PCB-192	(1.18)		PCB-198/199	(1.45)	C	EMPC	0	
PCB-175	(1.61)		PCB-180/193	[2.91]	J EMPC C	PCB-196	(1.65)				
PCB-187	(1.31)		PCB-191	(1.39)		PCB-203	(1.34)		Deca	Conc.	Qualifiers
PCB-182	(1.35)		PCB-170	(2.08)		PCB-195	(2.11)		PCB-209	(1.79)	
PCB-183	(1.45)		PCB-190	(1.44)		PCB-194	(2.07)				
PCB-185	(1.77)		PCB-189	(1.73)		PCB-205	(1.87)				
			Conc.	0		Conc.	0				
			EMPC	2.91		EMPC	0				

**METHOD 1668A****PCB ONGOING PRECISION AND RECOVERY (OPR)****FORM 8A**

Lab Name: SGS North America
Initial Calibration: ICAL: MM7_PCB_08292019_20MAR2019
Instrument ID: MM7 GC Column ID:
VER Data Filename: 190822X02 Analysis Date: 22-AUG-2019 10:58:17
Lab ID: OPR1_16902_PCB

NATIVE ANALYTES	SPIKE CONC. (pg/uL)	RECOVERY (%)	RANGE (%)	OK
PCB-1 2-MoCB	50	116	50 - 150	Y
PCB-3 4-MoCB	50	122	50 - 150	Y
PCB-4 22'-DiCB	50	98.5	50 - 150	Y
PCB-15 44'-DiCB	50	114	50 - 150	Y
PCB-19 22'6-TrCB	50	104	50 - 150	Y
PCB-37 344'-TrCB	50	100	50 - 150	Y
PCB-54 22'66'-TeCB	50	90.4	50 - 150	Y
PCB-77 33'44'-TeCB	50	98.8	50 - 150	Y
PCB-81 344'5-TeCB	50	88.2	50 - 150	Y
PCB-104 22'466'-PeCB	50	82.4	50 - 150	Y
PCB-105 233'44'-PeCB	50	94.4	50 - 150	Y
PCB-114 2344'5-PeCB	50	95.9	50 - 150	Y
PCB-118 23'44'5-PeCB	50	95.7	50 - 150	Y
PCB-123 23'44'5'-PeCB	50	92.5	50 - 150	Y
PCB-126 33'44'5-PeCB	50	118	50 - 150	Y
PCB-155 22'44'66'-HxCB	50	81.7	50 - 150	Y
PCB-156/157 ...-HxCB	100	95.3	50 - 150	Y
PCB-167 23'44'55'-HxCB	50	96.8	50 - 150	Y
PCB-169 33'44'55'-HxCB	50	111	50 - 150	Y
PCB-188 22'34'566'-HpCB	50	85.3	50 - 150	Y
PCB-189 233'44'55'-HpCB	50	94.7	50 - 150	Y
PCB-202 22'33'55'66'-OcCB	50	84.4	50 - 150	Y
PCB-205 233'44'55'6-OcCB	50	102	50 - 150	Y
PCB-206 22'33'44'55'6-NoCB	50	102	50 - 150	Y
PCB-208 22'33'455'66'-NoCB	50	89.6	50 - 150	Y
PCB-209 DeCB	50	88.5	50 - 150	Y

Contract-required recovery limits for OPR as specified in Table 6,
Method 1668A.


Processed: 23 Aug 2019 16:16 Analyst: MS

**METHOD 1668A****PCB ONGOING PRECISION AND RECOVERY (OPR)****FORM 8B**

Lab Name: SGS North America
Initial Calibration: ICAL: MM7_PCB_08292019_20MAR2019
Instrument ID: MM7 GC Column ID:
VER Data Filename: 190822X02 Analysis Date: 22-AUG-2019 10:58:17
Lab ID: OPR1_16902_PCB

LABELLED STANDARDS	SPIKE CONC. (pg/uL)	RECOVERY (%)	RANGE (%)			OK
ES PCB-1	100	47.3	15	-	140	Y
ES PCB-3	100	47.3	15	-	140	Y
ES PCB-4	100	50.4	30	-	140	Y
ES PCB-15	100	55.3	30	-	140	Y
ES PCB-19	100	49.8	30	-	140	Y
ES PCB-37	100	63	30	-	140	Y
ES PCB-54	100	76.9	30	-	140	Y
ES PCB-77	100	63.1	30	-	140	Y
ES PCB-81	100	67.9	30	-	140	Y
ES PCB-104	100	98.7	30	-	140	Y
ES PCB-105	100	72.2	30	-	140	Y
ES PCB-114	100	77.7	30	-	140	Y
ES PCB-118	100	77.9	30	-	140	Y
ES PCB-123	100	80	30	-	140	Y
ES PCB-126	100	71.5	30	-	140	Y
ES PCB-153	100	82.1	30	-	140	Y
ES PCB-155	100	82.7	30	-	140	Y
ES PCB-156/157	200	61.9	30	-	140	Y
ES PCB-167	100	64.9	30	-	140	Y
ES PCB-169	100	59.8	30	-	140	Y
ES PCB-170	100	103	30	-	140	Y
ES PCB-180	100	107	30	-	140	Y
ES PCB-188	100	109	30	-	140	Y
ES PCB-189	100	90.6	30	-	140	Y
ES PCB-202	100	93.4	30	-	140	Y
ES PCB-205	100	86.9	30	-	140	Y
ES PCB-206	100	93.8	30	-	140	Y
ES PCB-208	100	101	30	-	140	Y
ES PCB-209	100	88.1	30	-	140	Y
CLEANUP STANDARDS						
CS PCB-28	100	72	40	-	125	Y
CS PCB-111	100	83.1	40	-	125	Y
CS PCB-178	100	111	40	-	125	Y

Processed: 23 Aug 2019 16:16 Analyst: MS



LABORATORY DATA CONSULTANTS, INC.

2701 Loker Ave. West, Suite 220, Carlsbad, CA 92010 Bus: 760-827-1100 Fax: 760-827-1099

SLR International Corp
1800 Blankenship Road, Suite 440
West Linn, OR 97068
ATTN: Mr. Chris Kramer
ckramer@slrconsulting.com

September 24, 2019

SUBJECT: NORD, Data Validation

Dear Mr. Kramer,

Enclosed are the final validation reports for the fractions listed below. This SDG was received on September 3, 2019. Attachment 1 is a summary of the samples that were reviewed for each analysis.

LDC Project #45855:

<u>SDG #</u>	<u>Fraction</u>
B3549	Polychlorinated Dioxins/Dibenzofurans, Polychlorinated Biphenyls as Congeners

The data validation was performed under Level IV validation guidelines. The analyses were validated using the following documents and variances, as applicable to each method:

- USEPA National Functional Guidelines for High Resolution Methods Data Review; April 2016

Please feel free to contact us if you have any questions.

Sincerely,

Christina Rink
crink@lab-data.com
Project Manager/Senior Chemist

Level IV

LDC #45855 (SLR International Corp. - Bothell, WA / NORD)

LDC	SDG#	DATE REC'D	(3) DATE DUE	PCB Cong. (1668C)		Dioxins (1613B)																											
				W	S	W	S	W	S	W	S	W	S	W	S	W	S	W	S	W	S	W	S	W	S	W	S	W	S	W	S	W	S
Matrix: Water/Soil				W	S	W	S	W	S	W	S	W	S	W	S	W	S	W	S	W	S	W	S	W	S	W	S	W	S	W	S		
A	B3549	09/03/19	09/24/19	17	0	4	0																										
Total	T/CR			17	0	4	0	0	0	0	0	0	0	0	0	0	0	0	0	0	0	0	0	0	0	0	0	0	0	0	0	21	

Laboratory Data Consultants, Inc. Data Validation Report

Project/Site Name: NORD

LDC Report Date: September 24, 2019

Parameters: Polychlorinated Dioxins/Dibenzofurans

Validation Level: Level IV

Laboratory: SGS North America, Inc.

Sample Delivery Group (SDG): B3549

Sample Identification	Laboratory Sample Identification	Matrix	Collection Date
MW-1-0719	B3549-001	Water	07/31/19
MW-4-0719	B3549-004	Water	07/30/19
MW-15-0719	B3549-015	Water	07/31/19
MW-16-0719	B3549-016	Water	07/31/19

Introduction

This Data Validation Report (DVR) presents data validation findings and results for the associated samples listed on the cover page. Data validation was performed in accordance with a modified outline of the USEPA National Functional Guidelines (NFG) for High Resolution Superfund Methods Data Review (April 2016). Where specific guidance was not available, the data has been evaluated in a conservative manner consistent with industry standards using professional experience.

The analyses were performed by the following method:

Polychlorinated Dioxins/Dibenzofurans by Environmental Protection Agency (EPA) Method 1613B

All sample results were subjected to Level IV data validation, which is comprised of the quality control (QC) summary forms as well as the raw data, to confirm sample quantitation and identification.

The following are definitions of the data qualifiers utilized during data validation:

- J (Estimated): The compound or analyte was analyzed for and positively identified by the laboratory; however the reported concentration is estimated due to non-conformances discovered during data validation.
- U (Non-detected): The compound or analyte was analyzed for and positively identified by the laboratory; however the compound or analyte should be considered not detected at the reported concentration due to the presence of contaminants detected in the associated blank(s).
- UJ (Non-detected estimated): The compound or analyte was reported as not detected by the laboratory; however the reported quantitation/detection limit is estimated due to non-conformances discovered during data validation.
- R (Rejected): The sample results were rejected due to gross non-conformances discovered during data validation. Data qualified as rejected is not usable.
- NA (Not Applicable): The non-conformance discovered during data validation demonstrates a high bias, while the affected compound or analyte in the associated sample(s) was reported as not detected by the laboratory and did not warrant the qualification of the data.

A qualification summary table is provided at the end of this report if data has been qualified. Flags are classified as P (protocol) or A (advisory) to indicate whether the flag is due to a laboratory deviation from a specified protocol or is of technical advisory nature.

I. Sample Receipt and Technical Holding Times

All samples were received in good condition and cooler temperatures upon receipt met validation criteria.

All technical holding time requirements were met.

II. HRGC/HRMS Instrument Performance Check

Instrument performance was checked at the required frequency.

Retention time windows were established for all homologues. The chromatographic resolution between 2,3,7,8-TCDD and peaks representing any other unlabeled TCDD isomer was less than or equal to 25%.

The static resolving power was at least 10,000 (10% valley definition).

III. Initial Calibration

A five point initial calibration was performed as required by the method.

The percent relative standard deviations (%RSD) were less than or equal to 20.0% for unlabeled compounds and less than or equal to 35.0% for labeled compounds.

The ion abundance ratios for all PCDDs/PCDFs were within method and validation criteria.

The minimum S/N ratio was greater than or equal to 2.5 for each unlabeled compound and greater than or equal to 10 for each labeled compound.

The percent differences (%D) of the initial calibration verification (ICV) standard were within the QC limits for unlabeled compounds and labeled compounds.

IV. Continuing Calibration

Continuing calibration was performed at the required frequencies.

All of the continuing calibration results were within the QC limits for unlabeled compounds and labeled compounds.

The ion abundance ratios for all PCDDs and PCDFs were within method and validation criteria.

The minimum S/N ratio was greater than or equal to 10 for each unlabeled compound and labeled compound.

V. Laboratory Blanks

Laboratory blanks were analyzed as required by the method. No contaminants were found in the laboratory blanks with the following exceptions:

Blank ID	Extraction Date	Compound	Concentration	Associated Samples
MB1_16902	08/14/19	OCDD OCDF	19.9 pg/g 6.71 pg/g	All samples in SDG B3549

Sample concentrations were compared to concentrations detected in the laboratory blanks. The sample concentrations were either not detected or were significantly greater (>5X blank contaminants) than the concentrations found in the associated laboratory blanks with the following exceptions:

Sample	Compound	Reported Concentration	Modified Final Concentration
MW-1-0719	OCDD OCDF	38.7 pg/g 4.38 pg/g	38.7U pg/g 4.38U pg/g
MW-4-0719	OCDD OCDF	40.9 pg/g 10.8 pg/g	40.9U pg/g 10.8U pg/g
MW-15-0719	OCDD	30.3 pg/g	30.3U pg/g
MW-16-0719	OCDD	28.1 pg/g	28.1U pg/g

VI. Field Blanks

No field blanks were identified in this SDG.

VII. Matrix Spike/Matrix Spike Duplicates

The laboratory has indicated that there were no matrix spike (MS) and matrix spike duplicate (MSD) analyses specified for the samples in this SDG, and therefore matrix spike and matrix spike duplicate analyses were not performed for this SDG.

VIII. Ongoing Precision Recovery

Ongoing precision recovery (OPR) samples were analyzed as required by the method. Percent recoveries (%R) were within QC limits.

IX. Field Duplicates

No field duplicates were identified in this SDG.

X. Labeled Compounds

All percent recoveries (%R) for labeled compounds used to quantitate target compounds were within QC limits.

XI. Compound Quantitation

All compound quantitations were within validation criteria with the following exceptions:

Sample	Compound	Flag	A or P
All samples in SDG B3549	All compounds reported as estimated maximum possible concentration (EMPC).	J (all detects)	A

XII. Target Compound Identifications

All target compound identifications met validation criteria.

XIII. System Performance

The system performance was acceptable.

XIV. Overall Assessment of Data

The analysis was conducted within all specifications of the method.

Due to results reported by the laboratory as EMPCs, data were qualified as estimated in four samples.

Due to laboratory blank contamination, data were qualified as not detected in four samples.

No results were rejected in this SDG.

NORD**Polychlorinated Dioxins/Dibenzofurans - Data Qualification Summary - SDG B3549**

Sample	Compound	Flag	A or P	Reason
MW-1-0719 MW-4-0719 MW-15-0719 MW-16-0719	All compounds reported as estimated maximum possible concentration (EMPC).	J (all detects)	A	Compound quantitation (EMPC)

NORD**Polychlorinated Dioxins/Dibenzofurans - Laboratory Blank Data Qualification Summary - SDG B3549**

Sample	Compound	Modified Final Concentration	A or P
MW-1-0719	OCDD OCDF	38.7U pg/g 4.38U pg/g	A
MW-4-0719	OCDD OCDF	40.9U pg/g 10.8U pg/g	A
MW-15-0719	OCDD	30.3U pg/g	A
MW-16-0719	OCDD	28.1U pg/g	A

NORD**Polychlorinated Dioxins/Dibenzofurans - Field Blank Data Qualification Summary - SDG B3549**

No Sample Data Qualified in this SDG

METHOD: HRGC/HRMS Polychlorinated Dioxins/Dibenzofurans (EPA Method 1613B)

The samples listed below were reviewed for each of the following validation areas. Validation findings are noted in attached validation findings worksheets.

	Validation Area		Comments
I.	Sample receipt/ Technical holding times	A/A	
II.	HRGC/HRMS Instrument performance check	A	
III.	Initial calibration/ICV	A/A	RSD ≤ 20/25 ICV = 20 units
IV.	Continuing calibration	A	D ≤ 20 units
V.	Laboratory Blanks	SW	
VI.	Field blanks	N	
VII.	Matrix spike/Matrix spike duplicates	N	
VIII.	Laboratory control samples	A	OPR
IX.	Field duplicates	N	
X.	Labeled Compounds	A	
XI.	Compound quantitation RL/LOQ/LODs	SW	RL - EMPC - 1000/A
XII.	Target compound identification	A	
XIII.	System performance	A	
XIV.	Overall assessment of data	A	

Note: A = Acceptable
 N = Not provided/applicable
 SW = See worksheet

ND = No compounds detected
 R = Rinsate
 FB = Field blank

D = Duplicate
 TB = Trip blank
 EB = Equipment blank

SB=Source blank
 OTHER:

	Client ID	Lab ID	Matrix	Date
1	MW-1-0719	B3549-001	Water	07/31/19
2	MW-4-0719	B3549-004	Water	07/30/19
3	MW-15-0719	B3549-015	Water	07/31/19
4	MW-16-0719	B3549-016	Water	07/31/19
5				
6				
7				
8				
9				
10				

Notes:

UWI-16902					

Method: HRGC/HRMS Dioxins/Dibenzofurans (EPA SW 846 Method 1613B)

Validation Area	Yes	No	NA	Findings/Comments
I. Technical holding times				
All technical holding times were met.	/			
Cooler temperature criteria was met.	/			
II. GC/MS Instrument performance check				
Was PFK exact mass 380.9760 verified?	/			
Were the retention time windows established for all homologues?	/			
Was the chromatographic resolution between 2,3,7,8-TCDD and peaks representing any other unlabeled TCDD isomers < 25% ?	/			
Is the static resolving power at least 10,000 (10% valley definition)?	/			
Was the mass resolution adequately check with PFK?	/			
Was the presence of 1,2,8,9-TCDD and 1,3,4,6,8-PeCDF verified?	/			
IIIa. Initial calibration				
Was the initial calibration performed at 5 concentration levels?	/			
Were all percent relative standard deviations (%RSD) ≤ 20% for unlabeled compounds and ≤ 35% for labeled compounds?	/			
Did all calibration standards meet the Ion Abundance Ratio criteria?	/			
Was the signal to noise ratio for each target compound and labeled compound ≥ 10?	/			
IIIb. Initial Calibration Verification				
Was an initial calibration verification standard analyzed after each initial calibration for each instrument?	/			
Were all concentrations for the unlabeled compounds and for labeled compounds within QC limits?	/			
IV. Continuing calibration				
Was a continuing calibration performed at the beginning of each 12 hour period?	/			
Were all concentrations for the unlabeled compounds and for labeled compounds within QC limits (Method 1613B, Table 6)?	/			
Did all continuing calibration standards meet the Ion Abundance Ratio criteria?	/			
V. Blanks				
Was a method blank associated with every sample in this SDG?	/			
Was a method blank performed for each matrix and whenever a sample extraction was performed?	/			
Was there contamination in the method blanks?	/			
VI. Field blanks				
Were field blanks identified in this SDG?		/		
Were target compounds detected in the field blanks?			/	
VII. Matrix spike/Matrix spike duplicates				
Were matrix spike (MS) and matrix spike duplicate (MSD) analyzed in this SDG?		/		
Were the MS/MSD percent recoveries (%R) and the relative percent differences (RPD) within the QC limits?			/	

Validation Area	Yes	No	NA	Findings/Comments
VIII. Laboratory control samples				
Was an LCS analyzed per extraction batch?	/			
Were the LCS percent recoveries (%R) and relative percent difference (RPD) within the QC limits?	/			
IX. Field duplicates				
Were field duplicate pairs identified in this SDG?		/		
Were target compounds detected in the field duplicates?			/	
X. Labeled Compounds				
Were labeled compounds within QC limits (Method 1613B, Table 7)?	/			
Was the minimum S/N ratio of all labeled compound peaks ≥ 10 ?	/			
XI. Compound quantitation				
Did the laboratory LOQs/RLs meet the QAPP LOQs/RLs?			/	
Were the correct labeled compound, quantitation ion and relative response factor (RRF) used to quantitate the compound?	/			
Were compound quantitation and RLs adjusted to reflect all sample dilutions and dry weight factors applicable to level IV validation?	/			
XII. Target compound identification				
For 2,3,7,8 substituted congeners with associated labeled standards, were the retention times of the two quantitation peaks within -1 to 3 sec. of the RT of the labeled standard?	/			
For 2,3,7,8 substituted congeners without associated labeled standards, were the relative retention times of the two quantitation peaks within 0.005 time units of the RRT measured in the routine calibration?	/			
For non-2,3,7,8 substituted congeners, were the retention times of the two quantitation peaks within RT established in the performance check solution?	/			
Did compound spectra contain all characteristic ions listed in the table attached?	/			
Was the Ion Abundance Ratio for the two quantitation ions within criteria?	/			
Was the signal to noise ratio for each target compound ≥ 2.5 and ≥ 10 for the labeled compound?	/			
Does the maximum intensity of each specified characteristic ion coincide within ± 2 seconds (includes labeled standards)?	/			
For PCDF identification, was any signal ($S/N \geq 2.5$, at \pm seconds RT) detected in the corresponding PCDPE channel?		/		
Was an acceptable lock mass recorded and monitored?	/			
XIII. System performance				
System performance was found to be acceptable.	/			
XIV. Overall assessment of data				
Overall assessment of data was found to be acceptable.	/			

VALIDATION FINDINGS WORKSHEET

Blanks

METHOD: HRGC/HRMS Dioxins/Dibenzofurans (EPA Method 1613B)

Please see qualifications below for all questions answered "N". Not applicable questions are identified as "N/A".

- Y N N/A Were all samples associated with a method blank?
- Y N N/A Was a method blank performed for each matrix and whenever a sample extraction was performed?
- Y N N/A Was the method blank contaminated?

Blank extraction date: 08/14/19 **Blank analysis date:** 08/21/19

Conc. units: pg/g **Associated samples:** All Qualify **U**

Compound	Blank ID	Sample Identification							
	MB1_16902	5X	1	2	3	4			
G	19.9*	99.5	38.7	40.9	30.3*	28.1*			
Q	6.71*	33.55	4.38*	10.8					

*EMPC

VALIDATION FINDINGS WORKSHEET Initial Calibration Calculation Verification

METHOD: HRGC/HRMS Dioxins/Dibenzofurans (EPA Method 1613B)

The Relative Response Factor (RRF), average RRF, and percent relative standard deviation (%RSD) were recalculated for the compounds identified below using the following calculations:

$$RRF = (A_x)(C_{is}) / (A_{is})(C_x)$$

average RRF = sum of the RRFs/number of standards

$$\%RSD = 100 * (S/X)$$

A_x = Area of compound,

C_x = Concentration of compound,

S = Standard deviation of the RRFs,

A_{is} = Area of associated internal standard

C_{is} = Concentration of internal standard

X = Mean of the RRFs

#	Standard ID	Calibration Date	Compound (Reference Internal Standard)	Reported	Recalculated	Reported	Recalculated	Reported	Recalculated
				Average RRF (initial)	Average RRF (initial)	RRF (10/50/100std)	RRF (10/50/100std)	%RSD	%RSD
1	ICAL	10/29/18	2,3,7,8-TCDF (¹³ C-2,3,7,8-TCDF)	0.92	0.92	0.88	0.89	6.4	6.4
			2,3,7,8-TCDD (¹³ C-2,3,7,8-TCDD)	1.11	1.11	1.15	1.15	10.0	9.9
			1,2,3,6,7,8-HxCDD (¹³ C-1,2,3,6,7,8-HxCDD)	1.07	1.07	1.10	1.10	8.3	8.2
			1,2,3,4,6,7,8-HpCDD (¹³ C-1,2,4,6,7,8,-HpCDD)	0.95	0.95	1.01	1.01	9.0	9.2
			OCDF (¹³ C-OCDF)	1.00	1.00	1.02	1.02	6.1	6.2
2			2,3,7,8-TCDF (¹³ C-2,3,7,8-TCDF)						
			2,3,7,8-TCDD (¹³ C-2,3,7,8-TCDD)						
			1,2,3,6,7,8-HxCDD (¹³ C-1,2,3,6,7,8-HxCDD)						
			1,2,3,4,6,7,8-HpCDD (¹³ C-1,2,4,6,7,8,-HpCDD)						
			OCDF (¹³ C-OCDF)						
3			2,3,7,8-TCDF (¹³ C-2,3,7,8-TCDF)						
			2,3,7,8-TCDD (¹³ C-2,3,7,8-TCDD)						
			1,2,3,6,7,8-HxCDD (¹³ C-1,2,3,6,7,8-HxCDD)						
			1,2,3,4,6,7,8-HpCDD (¹³ C-1,2,4,6,7,8,-HpCDD)						
			OCDF (¹³ C-OCDF)						

Comments: Refer to Initial Calibration findings worksheet for list of qualifications and associated samples when reported results do not agree within 10.0% of the recalculated results.

VALIDATION FINDINGS WORKSHEET
Continuing Calibration Results Verification

METHOD: HRGC/HRMS Dioxins/Dibenzofurans (EPA Method 1613B)

The percent difference (%D) of the initial calibration average Relative Response Factors (RRFs) and the continuing calibration RRFs were recalculated for the compounds identified below using the following calculation:

% Difference = 100 * (ave. RRF - RRF)/ave. RRF
 RRF = (A_x)(C_{is})/(A_{is})(C_x)

Where: ave. RRF = initial calibration average RRF
 RRF = continuing calibration RRF
 A_x = Area of compound, A_{is} = Area of associated internal standard
 C_x = Concentration of compound, C_{is} = Concentration of internal standard

#	Standard ID	Calibration Date	Compound (Reference Internal Standard)	Average RRF (initial)	Reported	Recalculated	Reported	Recalculated
					Conc (CC)	Conc (CC)	%D	%D
1	<u>190821R02</u>	<u>8/21/19</u>	2,3,7,8-TCDF (¹³ C-2,3,7,8-TCDF)	<u>0.92</u>	<u>10.2</u>	<u>10.2</u>		
			2,3,7,8-TCDD (¹³ C-2,3,7,8-TCDD)	<u>1.11</u>	<u>10.8</u>	<u>10.7</u>		
			1,2,3,6,7,8-HxCDD (¹³ C-1,2,3,6,7,8-HxCDD)	<u>1.07</u>	<u>49.4</u>	<u>49.2</u>		
			1,2,3,4,6,7,8-HpCDD (¹³ C-1,2,4,6,7,8,-HpCDD)	<u>0.95</u>	<u>2.2</u>	<u>2.5</u>		
			OCDF (¹³ C-OCDF)	<u>1.00</u>	<u>106</u>	<u>106</u>		
2			2,3,7,8-TCDF (¹³ C-2,3,7,8-TCDF)					
			2,3,7,8-TCDD (¹³ C-2,3,7,8-TCDD)					
			1,2,3,6,7,8-HxCDD (¹³ C-1,2,3,6,7,8-HxCDD)					
			1,2,3,4,6,7,8-HpCDD (¹³ C-1,2,4,6,7,8,-HpCDD)					
			OCDF (¹³ C-OCDF)					
3			2,3,7,8-TCDF (¹³ C-2,3,7,8-TCDF)					
			2,3,7,8-TCDD (¹³ C-2,3,7,8-TCDD)					
			1,2,3,6,7,8-HxCDD (¹³ C-1,2,3,6,7,8-HxCDD)					
			1,2,3,4,6,7,8-HpCDD (¹³ C-1,2,4,6,7,8,-HpCDD)					
			OCDF (¹³ C-OCDF)					

Comments: Refer to Routine Calibration findings worksheet for list of qualifications and associated samples when reported results do not agree within 10.0% of the recalculated results.

VALIDATION FINDINGS WORKSHEET
Ongoing Precision and Recovery Results Verification

METHOD: HRGC/HRMS Dioxins/Dibenzofurans (EPA Method 1613B)

The percent recoveries (%R) of the Ongoing Precision and Recovery (OPR) were recalculated for the compounds identified below using the following calculation:

% Recovery = 100 * SSC/SA Where: SSC = Spiked sample concentration
 SSSD = Duplicate Spiked sample concentration
 SA = Spike added

RPD = | SSC - SSSD | * 2 / (SSC + SSSD)

OPR ID: OPRI-16902

Compound	Spike Added (ng/mL)		Spiked Sample Concentration (ng/mL)		OPR <i>conc</i> Percent Recovery		OPRD Percent Recovery		OPR/OPRD RPD	
	OPR	OPRD	OPR	OPRD	Reported	Recalc	Reported	Recalc	Reported	Recalculated
	2,3,7,8-TCDD	10		10.2			10.2			
1,2,3,7,8-PeCDD	50		47			47.1				
1,2,3,4,7,8-HxCDD	↓		51.9			52.0				
1,2,3,4,7,8,9-HpCDF	↓		5.5			5.6				
OCDF	100		108			109				

LDC #: 485521

VALIDATION FINDINGS WORKSHEET
Sample Calculation Verification

Page: 1 of 1

Reviewer: [Signature]
2nd reviewer: [Signature]

METHOD: HRGC/HRMS Dioxins/Dibenzofurans (EPA Method 1613B)

(Y) N N/A
(Y) N N/A

Were all reported results recalculated and verified for all level IV samples?
Were all recalculated results for detected target compounds agree within 10.0% of the reported results?

$$\text{Concentration} = \frac{(A_x)(I_s)(DF)}{(A_{is})(RRF)(V_o)(\%S)}$$

- A_x = Area of the characteristic ion (EICP) for the compound to be measured
- A_{is} = Area of the characteristic ion (EICP) for the specific internal standard
- I_s = Amount of internal standard added in nanograms (ng)
- V_o = Volume or weight of sample extract in milliliters (ml) or grams (g).
- RRF = Relative Response Factor (average) from the initial calibration
- Df = Dilution Factor.
- %S = Percent solids, applicable to soil and solid matrices only.

Example:

Sample I.D. 1, G:

$$\text{Conc.} = \left(\frac{2.725}{2.9307} \right) \left(\frac{4000}{1.04} \right) \left(\frac{1}{0.939} \right) = 38.7 \text{ pg/L}$$

#	Sample ID	Compound	Reported Concentration (pg/L)	Calculated Concentration (pg/L)	Qualification
	1	G	38.7	38.7	-

Laboratory Data Consultants, Inc. Data Validation Report

Project/Site Name: NORD

LDC Report Date: September 24, 2019

Parameters: Polychlorinated Biphenyls Congeners

Validation Level: Level IV

Laboratory: SGS North America, Inc.

Sample Delivery Group (SDG): B3549

Sample Identification	Laboratory Sample Identification	Matrix	Collection Date
MW-1-0719	B3549-001	Water	07/31/19
MW-2-0719	B3549-002	Water	07/30/19
MW-3-0719	B3549-003	Water	07/31/19
MW-4-0719	B3549-004	Water	07/30/19
MW-5-0719	B3549-005	Water	07/30/19
MW-6-0719	B3549-006	Water	07/31/19
MW-7-0719	B3549-007	Water	07/30/19
MW-8A-0719	B3549-008	Water	07/30/19
MW-9A-0719	B3549-009	Water	07/31/19
MW-10A-0719	B3549-010	Water	07/31/19
MW-11A-0719	B3549-011	Water	07/30/19
MW-12-0719	B3549-012	Water	08/01/19
MW-13-0719	B3549-013	Water	08/01/19
MW-14-0719	B3549-014	Water	08/01/19
MW-15-0719	B3549-015	Water	07/31/19
MW-16-0719	B3549-016	Water	07/31/19
MW-17-0719	B3549-017	Water	07/30/19

Introduction

This Data Validation Report (DVR) presents data validation findings and results for the associated samples listed on the cover page. Data validation was performed in accordance with a modified outline of the USEPA National Functional Guidelines (NFG) for High Resolution Superfund Methods Data Review (April 2016). Where specific guidance was not available, the data has been evaluated in a conservative manner consistent with industry standards using professional experience.

The analyses were performed by the following method:

Polychlorinated Biphenyls Congeners by Environmental Protection Agency (EPA) Method 1668C

All sample results were subjected to Level IV data validation, which is comprised of the quality control (QC) summary forms as well as the raw data, to confirm sample quantitation and identification.

The following are definitions of the data qualifiers utilized during data validation:

- J (Estimated): The compound or analyte was analyzed for and positively identified by the laboratory; however the reported concentration is estimated due to non-conformances discovered during data validation.
- U (Non-detected): The compound or analyte was analyzed for and positively identified by the laboratory; however the compound or analyte should be considered non-detected at the reported concentration due to the presence of contaminants detected in the associated blank(s).
- UJ (Non-detected estimated): The compound or analyte was reported as not detected by the laboratory; however the reported quantitation/detection limit is estimated due to non-conformances discovered during data validation.
- R (Rejected): The sample results were rejected due to gross non-conformances discovered during data validation. Data qualified as rejected is not usable.
- NA (Not Applicable): The non-conformance discovered during data validation demonstrates a high bias, while the affected compound or analyte in the associated sample(s) was reported as not detected by the laboratory and did not warrant the qualification of the data.

A qualification summary table is provided at the end of this report if data has been qualified. Flags are classified as P (protocol) or A (advisory) to indicate whether the flag is due to a laboratory deviation from a specified protocol or is of technical advisory nature.

I. Sample Receipt and Technical Holding Times

All samples were received in good condition and cooler temperatures upon receipt met validation criteria.

All technical holding time requirements were met.

II. HRGC/HRMS Instrument Performance Check

Instrument performance was checked at the required frequency.

Retention time windows were established for all congeners. The chromatographic resolution between the congeners PCB-23 and PCB-34 and congeners PCB-182 and PCB-187 was resolved with a valley of less than or equal to 40%.

The static resolving power was less than or equal to 10,000 (10% valley definition) at m/z 330.9792 and greater than or equal to 8000 throughout the mass range.

III. Initial Calibration

A five point initial calibration was performed as required by the method.

The percent relative standard deviations (%RSD) were less than or equal to 20.0% for unlabeled compounds and labeled compounds.

The ion abundance ratios for all compounds were within validation criteria.

The minimum S/N ratio was greater than or equal to 10 for each unlabeled compound and labeled compound.

IV. Continuing Calibration

Continuing calibration was performed at the required frequencies.

All of the continuing calibration results were within the QC limits for unlabeled compounds and labeled compounds.

The ion abundance ratios for all compounds were within validation criteria.

The minimum S/N ratio was greater than or equal to 10 for each unlabeled compound and labeled compound.

V. Laboratory Blanks

Laboratory blanks were analyzed as required by the method. No contaminants were found in the laboratory blanks with the following exceptions:

Blank ID	Extraction Date	Compound	Concentration	Associated Samples
MB1_16902	08/14/19	PCB-11	18.7 pg/L	All samples in SDG B3549
		PCB-31	3.49 pg/L	
		PCB-28/20	5.9 pg/L	
		PCB-52	3.32 pg/L	
		PCB-69/49	2.83 pg/L	
		PCB-44/47/65	3.55 pg/L	
		PCB-64	1.31 pg/L	
		PCB-61/70/74/76	9.84 pg/L	
		PCB-66	3.24 pg/L	
		PCB-56	2.27 pg/L	
		PCB-113/90/101	5.31 pg/L	
		PCB-99	1.91 pg/L	
		PCB-108/119/86/97/125/87	4.93 pg/L	
		PCB-110	5.41 pg/L	
		PCB-118	5.06 pg/L	
		PCB-105	3.87 pg/L	
		PCB-147/149	2.95 pg/L	
		PCB-153/168	4.28 pg/L	
		PCB-163/138/129	3.69 pg/L	
		PCB-156/157	3.31 pg/L	
		PCB-180/193	2.91 pg/L	
Total dichlorobiphenyl	18.7 pg/L			
Total trichlorobiphenyl	9.39 pg/L			
Total tetrachlorobiphenyl	26.3 pg/L			
Total pentachlorobiphenyl	26.5 pg/L			
Total hexachlorobiphenyl	14.2 pg/L			
Total heptachlorobiphenyl	2.91 pg/L			

Sample concentrations were compared to concentrations detected in the laboratory blanks. The sample concentrations were either not detected or were significantly greater (>5X blank contaminants) than the concentrations found in the associated laboratory blanks with the following exceptions:

Sample	Compound	Reported Concentration	Modified Final Concentration
MW-1-0719	PCB-11	27 pg/L	27U pg/L
	PCB-31	3.51 pg/L	3.51U pg/L
	PCB-28/20	6.18 pg/L	6.18U pg/L
	PCB-52	5.5 pg/L	5.5U pg/L
	PCB-69/49	4.21 pg/L	4.21U pg/L
	PCB-61/70/74/76	7.52 pg/L	7.52U pg/L
	PCB-66	3.5 pg/L	3.5U pg/L
	PCB-113/90/101	7.56 pg/L	7.56U pg/L
	PCB-99	2.99 pg/L	2.99U pg/L
	PCB-108/119/86/97/125/87	6.31 pg/L	6.31U pg/L
	PCB-110	7.97 pg/L	7.97U pg/L
	PCB-118	5.4 pg/L	5.4U pg/L
	PCB-105	2.43 pg/L	2.43U pg/L
	PCB-147/149	6.4 pg/L	6.4U pg/L
	PCB-153/168	5.31 pg/L	5.31U pg/L
	PCB-163/138/129	8.58 pg/L	U 8.58U pg/L
	PCB-180/193	2.69 pg/L	2.69U pg/L
	Total dichlorobiphenyl	27 pg/L	27U pg/L
Total trichlorobiphenyl	19.8 pg/L	19.8J pg/L	
Total tetrachlorobiphenyl	55.5 pg/L	55.5J pg/L	
Total pentachlorobiphenyl	45.3 pg/L	45.3J pg/L	
Total hexachlorobiphenyl	25.3 pg/L	25.3J pg/L	
Total heptachlorobiphenyl	4.1 pg/L	4.1J pg/L	

Sample	Compound	Reported Concentration	Modified Final Concentration
MW-2-0719	PCB-11	17.6 pg/L	17.6U pg/L
	PCB-31	2.45 pg/L	2.45U pg/L
	PCB-28/20	3.15 pg/L	3.15U pg/L
	PCB-52	2.66 pg/L	2.66U pg/L
	PCB-69/49	1.9 pg/L	1.9U pg/L
	PCB-44/47/65	16.9 pg/L	16.9U pg/L
	PCB-61/70/74/76	3.25 pg/L	3.25U pg/L
	PCB-113/90/101	3.98 pg/L	3.98U pg/L
	PCB-99	1.57 pg/L	1.57U pg/L
	PCB-108/119/86/97/125/87	2.17 pg/L	2.17U pg/L
	PCB-110	4.12 pg/L	4.12U pg/L
	PCB-118	4.86 pg/L	4.86U pg/L
	PCB-105	1.81 pg/L	1.81U pg/L
	PCB-147/149	3.5 pg/L	3.5U pg/L
	PCB-153/168	4.11 pg/L	4.11U pg/L
	PCB-163/138/129	3.78 pg/L	3.78U pg/L
	PCB-180/193	2.12 pg/L	2.12U pg/L
	Total dichlorobiphenyl	17.6 pg/L	17.6J pg/L
	Total trichlorobiphenyl	5.6 pg/L	5.6J pg/L
	Total tetrachlorobiphenyl	56.7 pg/L	56.7J pg/L
Total pentachlorobiphenyl	21.5 pg/L	21.5J pg/L	
Total hexachlorobiphenyl	11.4 pg/L	11.4J pg/L	
Total heptachlorobiphenyl	3.71 pg/L	3.71J pg/L	
MW-3-0719	PCB-11	24.2 pg/L	24.2U pg/L
	PCB-31	16 pg/L	16U pg/L
	PCB-28/20	19.7 pg/L	19.7U pg/L
	PCB-61/70/74/76	26.7 pg/L	26.7U pg/L
	PCB-66	12.9 pg/L	12.9U pg/L
	PCB-56	7.11 pg/L	7.11U pg/L
	PCB-108/119/86/97/125/87	12.7 pg/L	12.7U pg/L
	PCB-110	21 pg/L	21U pg/L
	PCB-118	9.58 pg/L	9.58U pg/L
	PCB-105	3.47 pg/L	3.47U pg/L
	PCB-147/149	13 pg/L	13U pg/L
	PCB-153/168	12.7 pg/L	12.7U pg/L
	PCB-163/138/129	12 pg/L	12U pg/L
	PCB-180/193	5.19 pg/L	5.19U pg/L
	Total dichlorobiphenyl	45 pg/L	45J pg/L
Total hexachlorobiphenyl	56.1 pg/L	56.1J pg/L	
Total heptachlorobiphenyl	17.8 pg/L	17.8J pg/L	
MW-4-0719	PCB-11	21.1 pg/L	21.1U pg/L
	PCB-52	2.37 pg/L	2.37U pg/L
	PCB-61/70/74/76	3.46 pg/L	3.46U pg/L
	PCB-66	1.96 pg/L	1.96U pg/L
	PCB-113/90/101	3.54 pg/L	3.54U pg/L
	PCB-110	4.02 pg/L	4.02U pg/L
	PCB-118	3.79 pg/L	3.79U pg/L
	PCB-147/149	2.94 pg/L	2.94U pg/L
	PCB-153/168	3.4 pg/L	3.4U pg/L
	PCB-163/138/129	2.82 pg/L	2.82U pg/L
	PCB-180/193	1.78 pg/L	1.78U pg/L
Total dichlorobiphenyl	21.1 pg/L	21.1J pg/L	
Total pentachlorobiphenyl	13.7 pg/L	13.7J pg/L	
Total hexachlorobiphenyl	9.16 pg/L	9.16J pg/L	
Total heptachlorobiphenyl	1.78 pg/L	1.78J pg/L	

Sample	Compound	Reported Concentration	Modified Final Concentration
MW-5-0719	PCB-11	24.5 pg/L	24.5U pg/L
	PCB-28/20	2.88 pg/L	2.88U pg/L
	PCB-52	4.66 pg/L	4.66U pg/L
	PCB-69/49	2.38 pg/L	2.38U pg/L
	PCB-44/47/65	16.7 pg/L	16.7U pg/L
	PCB-61/70/74/76	4.97 pg/L	4.97U pg/L
	PCB-66	2.62 pg/L	2.62U pg/L
	PCB-113/90/101	4.85 pg/L	4.85U pg/L
	PCB-110	4.04 pg/L	4.04U pg/L
	PCB-118	3.73 pg/L	3.73U pg/L
	PCB-147/149	4.54 pg/L	4.54U pg/L
	PCB-153/168	3.97 pg/L	3.97U pg/L
	PCB-163/138/129	4.92 pg/L	4.92U pg/L
	PCB-180/193	2.19 pg/L	2.19U pg/L
	Total dichlorobiphenyl	24.5 pg/L	24.5J pg/L
	Total trichlorobiphenyl	2.88 pg/L	2.88J pg/L
Total tetrachlorobiphenyl	66.1 pg/L	66.1J pg/L	
Total pentachlorobiphenyl	16.8 pg/L	16.8J pg/L	
Total hexachlorobiphenyl	13.4 pg/L	13.4J pg/L	
Total heptachlorobiphenyl	2.19 pg/L	2.19J pg/L	
MW-6-0719	PCB-11	26.5 pg/L	26.5U pg/L
	PCB-52	3.39 pg/L	3.39U pg/L
	PCB-61/70/74/76	4.14 pg/L	4.14U pg/L
	PCB-113/90/101	5.92 pg/L	5.92U pg/L
	PCB-110	5.69 pg/L	5.69U pg/L
	PCB-118	4.48 pg/L	4.48U pg/L
	PCB-105	2.2 pg/L	2.2U pg/L
	PCB-147/149	7.61 pg/L	7.61U pg/L
	PCB-153/168	5.67 pg/L	5.67U pg/L
	PCB-163/138/129	9.68 pg/L	9.68U pg/L
	PCB-156/157	2.64 pg/L	2.64U pg/L
	PCB-180/193	3.57 pg/L	3.57U pg/L
	Total dichlorobiphenyl	26.5 pg/L	26.5J pg/L
	Total tetrachlorobiphenyl	33.9 pg/L	33.9J pg/L
Total pentachlorobiphenyl	24 pg/L	24J pg/L	
Total hexachlorobiphenyl	27.4 pg/L	27.4J pg/L	
Total heptachlorobiphenyl	3.57 pg/L	3.57J pg/L	
MW-7-0719	PCB-11	28.4 pg/L	28.4U pg/L
	PCB-69/49	5.18 pg/L	5.18U pg/L
	PCB-64	3.75 pg/L	3.75U pg/L
	PCB-61/70/74/76	6.55 pg/L	6.55U pg/L
	PCB-113/90/101	17.4 pg/L	17.4U pg/L
	PCB-99	6.5 pg/L	6.5U pg/L
	PCB-108/119/86/97/125/87	9.55 pg/L	9.55U pg/L
	PCB-118	6.92 pg/L	6.92U pg/L
	PCB-153/168	15.7 pg/L	15.7U pg/L
	PCB-180/193	6.61 pg/L	6.61U pg/L
	Total dichlorobiphenyl	28.4 pg/L	28.4J pg/L
Total tetrachlorobiphenyl	108 pg/L	108J pg/L	
Total heptachlorobiphenyl	10.6 pg/L	10.6J pg/L	

Sample	Compound	Reported Concentration	Modified Final Concentration
MW-8A-0719	PCB-11 PCB-28/20 PCB-52 PCB-69/49 PCB-61/70/74/76 PCB-66 PCB-56 PCB-113/90/101 PCB-110 PCB-118 PCB-105 PCB-153/168 Total dichlorobiphenyl Total pentachlorobiphenyl	32.8 pg/L 11.7 pg/L 5.71 pg/L 8.5 pg/L 24.2 pg/L 7.88 pg/L 6.92 pg/L 16.6 pg/L 16.2 pg/L 17 pg/L 12.7 pg/L 16 pg/L 32.8 pg/L 121 pg/L	32.8U pg/L 11.7U pg/L 5.71U pg/L 8.5U pg/L 24.2U pg/L 7.88U pg/L 6.92U pg/L 16.6U pg/L 16.2U pg/L 17U pg/L 12.7U pg/L 16U pg/L 32.8J pg/L 121J pg/L
MW-9A-0719	PCB-11 PCB-31 PCB-28/20 PCB-52 PCB-69/49 PCB-61/70/74/76 PCB-66 PCB-113/90/101 PCB-99 PCB-108/119/86/97/125/87 PCB-110 PCB-118 PCB-105 PCB-147/149 PCB-153/168 PCB-163/138/129 PCB-180/193 Total dichlorobiphenyl Total trichlorobiphenyl Total tetrachlorobiphenyl Total pentachlorobiphenyl Total hexachlorobiphenyl Total heptachlorobiphenyl	26.7 pg/L 2.68 pg/L 3.2 pg/L 8.57 pg/L 4.67 pg/L 6.91 pg/L 2.61 pg/L 9.65 pg/L 2.91 pg/L 5.26 pg/L 5.52 pg/L 3.79 pg/L 2.97 pg/L 7.35 pg/L 15.5 pg/L 8.16 pg/L 4.75 pg/L 26.7 pg/L 9.12 pg/L 69.8 pg/L 40.2 pg/L 40.1 pg/L 9.42 pg/L	26.7U pg/L 2.68U pg/L 3.2U pg/L 8.57U pg/L 4.67U pg/L 6.91U pg/L 2.61U pg/L 9.65U pg/L 2.91U pg/L 5.26U pg/L 5.52U pg/L 3.79U pg/L 2.97U pg/L 7.35U pg/L 15.5U pg/L 8.16U pg/L 4.75U pg/L 26.7J pg/L 9.12J pg/L 69.8J pg/L 40.2J pg/L 40.1J pg/L 9.42J pg/L
MW-10A-0719	PCB-11 PCB-28/20 PCB-52 PCB-69/49 PCB-108/119/86/97/125/87 PCB-105 Total dichlorobiphenyl Total trichlorobiphenyl	32.4 pg/L 5.67 pg/L 9.42 pg/L 5.77 pg/L 23.9 pg/L 18.8 pg/L 32.4 pg/L 5.67 pg/L	32.4U pg/L 5.67U pg/L 9.42U pg/L 5.77U pg/L 23.9U pg/L 18.8U pg/L 32.4J pg/L 5.67J pg/L
MW-11A-0719	PCB-11 PCB-28/20 PCB-52 PCB-69/49 PCB-61/70/74/76 PCB-66 PCB-113/90/101 PCB-118 PCB-147/149 PCB-153/168 PCB-163/138/129 Total dichlorobiphenyl Total trichlorobiphenyl Total tetrachlorobiphenyl Total pentachlorobiphenyl Total hexachlorobiphenyl	21.8 pg/L 2.57 pg/L 4.52 pg/L 2.01 pg/L 3.17 pg/L 1.24 pg/L 3.85 pg/L 3 pg/L 1.17 pg/L 2.09 pg/L 3.5 pg/L 21.8 pg/L 4.44 pg/L 109 pg/L 14 pg/L 7.89 pg/L	21.8U pg/L 2.57U pg/L 4.52U pg/L 2.01U pg/L 3.17U pg/L 1.24U pg/L 3.85U pg/L 3U pg/L 1.17U pg/L 2.09U pg/L 3.5U pg/L 21.8J pg/L 4.44J pg/L 109J pg/L 14J pg/L 7.89J pg/L

Sample	Compound	Reported Concentration	Modified Final Concentration
MW-12-0719	PCB-11 PCB-156/157	27.8 pg/L 6.79 pg/L	27.8U pg/L 6.79U pg/L
MW-13-0719	PCB-11 PCB-156/157	34.5 pg/L 14.7 pg/L	34.5U pg/L 14.7U pg/L
MW-14-0719	PCB-11	34.2 pg/L	34.2U pg/L
MW-15-0719	PCB-11 PCB-52 PCB-61/70/74/76 PCB-113/90/101 PCB-110 PCB-147/149 PCB-153/168 PCB-163/138/129 Total dichlorobiphenyl Total pentachlorobiphenyl Total hexachlorobiphenyl	23.6 pg/L 3.38 pg/L 3.39 pg/L 4.85 pg/L 3.16 pg/L 3.83 pg/L 3.83 pg/L 4.83 pg/L 23.6 pg/L 14.2 pg/L 12.5 pg/L	23.6U pg/L 3.38U pg/L 3.39U pg/L 4.85U pg/L 3.16U pg/L 3.83U pg/L 3.83U pg/L 4.83U pg/L 23.6J pg/L 14.2J pg/L 12.5J pg/L
MW-16-0719	PCB-11 PCB-31 PCB-28/20 PCB-52 PCB-69/49 PCB-61/70/74/76 PCB-66 PCB-113/90/101 PCB-99 PCB-108/119/86/97/125/87 PCB-110 PCB-118 PCB-147/149 PCB-153/168 PCB-163/138/129 PCB-180/193 Total dichlorobiphenyl Total trichlorobiphenyl Total pentachlorobiphenyl Total hexachlorobiphenyl Total heptachlorobiphenyl	24.4 pg/L 2.67 pg/L 3.24 pg/L 12.8 pg/L 3.93 pg/L 5.1 pg/L 1.81 pg/L 5.39 pg/L 2.82 pg/L 4.49 pg/L 4.95 pg/L 3.19 pg/L 5.09 pg/L 2.84 pg/L 4.78 pg/L 1.79 pg/L 24.4 pg/L 15.7 pg/L 28.7 pg/L 14.3 pg/L 2.74 pg/L	24.4U pg/L 2.67U pg/L 3.24U pg/L 12.8U pg/L 3.93U pg/L 5.1U pg/L 1.81U pg/L 5.39U pg/L 2.82U pg/L 4.49U pg/L 4.95U pg/L 3.19U pg/L 5.09U pg/L 2.84U pg/L 4.78U pg/L 1.79U pg/L 24.4J pg/L 15.7J pg/L 28.7J pg/L 14.3J pg/L 2.74J pg/L

Sample	Compound	Reported Concentration	Modified Final Concentration
MW-17-0719	PCB-11	20 pg/L	20U pg/L
	PCB-31	1.69 pg/L	1.69U pg/L
	PCB-28/20	2.63 pg/L	2.63U pg/L
	PCB-52	9.02 pg/L	9.02U pg/L
	PCB-69/49	2.4 pg/L	2.4U pg/L
	PCB-64	1.24 pg/L	1.24U pg/L
	PCB-61/70/74/76	2.4 pg/L	2.4U pg/L
	PCB-66	2.15 pg/L	2.15U pg/L
	PCB-113/90/101	4.97 pg/L	4.97U pg/L
	PCB-99	1.36 pg/L	1.36U pg/L
	PCB-110	3.46 pg/L	3.46U pg/L
	PCB-118	2.91 pg/L	2.91U pg/L
	PCB-147/149	2.63 pg/L	2.63U pg/L
	PCB-153/168	2.84 pg/L	2.84U pg/L
	PCB-163/138/129	3.24 pg/L	3.24U pg/L
	PCB-180/193	2.37 pg/L	2.37U pg/L
	Total dichlorobiphenyl	22.1 pg/L	22.1J pg/L
	Total trichlorobiphenyl	10.8 pg/L	10.8J pg/L
	Total tetrachlorobiphenyl	110 pg/L	110J pg/L
	Total pentachlorobiphenyl	20.3 pg/L	20.3J pg/L
Total hexachlorobiphenyl	11.4 pg/L	11.4J pg/L	
Total heptachlorobiphenyl	3.68 pg/L	3.68J pg/L	

VI. Field Blanks

No field blanks were identified in this SDG.

VII. Matrix Spike/Matrix Spike Duplicates

The laboratory has indicated that there were no matrix spike (MS) and matrix spike duplicate (MSD) analyses specified for the samples in this SDG, and therefore matrix spike and matrix spike duplicate analyses were not performed for this SDG.

VIII. Ongoing Precision Recovery

Ongoing precision recovery (OPR) samples were analyzed as required by the method. Percent recoveries (%R) were within QC limits.

IX. Field Duplicates

No field duplicates were identified in this SDG.

X. Labeled Compounds

All percent recoveries (%R) for labeled compounds used to quantitate target compounds were within QC limits.

XI. Compound Quantitation

All compound quantitations were within validation criteria with the following exceptions:

Sample	Compound	Flag	A or P
All samples in SDG B3549	All compounds reported as estimated maximum possible concentration (EMPC).	J (all detects)	A

XII. Target Compound Identification

All target compound identifications were within validation criteria with the following exceptions:

Sample	Compound	Finding	Criteria	Flag	A or P
MW-3-0719	PCB-4 PCB-6 PCB-8 Total dichlorobiphenyl	Results were quantitated using single ion mode. The area for the secondary ion trace was not integrated due to significantly elevated noise levels from PFK.	The quantitation should be performed using the area of the primary and secondary ions.	J (all detects) J (all detects) J (all detects) J (all detects)	P
MW-4-0719 MW-6-0719 MW-8A-0719 MW-10A-0719 MW-15-0719 MW-16-0719	PCB-11 Total dichlorobiphenyl	Results were quantitated using single ion mode. The area for the secondary ion trace was not integrated due to significantly elevated noise levels from PFK.	The quantitation should be performed using the area of the primary and secondary ions.	J (all detects) J (all detects)	P
MW-12-0719	PCB-7 PCB-9 PCB-11 Total dichlorobiphenyl	Results were quantitated using single ion mode. The area for the secondary ion trace was not integrated due to significantly elevated noise levels from PFK.	The quantitation should be performed using the area of the primary and secondary ions.	J (all detects) J (all detects) J (all detects) J (all detects)	P
MW-14-0719	PCB-6 PCB-15 Total dichlorobiphenyl	Results were quantitated using single ion mode. The area for the secondary ion trace was not integrated due to significantly elevated noise levels from PFK.	The quantitation should be performed using the area of the primary and secondary ions.	J (all detects) J (all detects) J (all detects)	P
MW-17-0719	PCB-8 Total dichlorobiphenyl	Results were quantitated using single ion mode. The area for the secondary ion trace was not integrated due to significantly elevated noise levels from PFK.	The quantitation should be performed using the area of the primary and secondary ions.	J (all detects) J (all detects)	P

XIII. System Performance

The system performance was acceptable.

XIV. Overall Assessment of Data

The analysis was conducted within all specifications of the method.

Due to compounds reported as EMPCs and single ion quantitation, data were qualified as estimated in seventeen samples.

Due to laboratory blank contamination, data were qualified as estimated or not detected in seventeen samples.

No results were rejected in this SDG.

NORD

Polychlorinated Biphenyls Congeners - Data Qualification Summary - SDG B3549

Sample	Compound	Flag	A or P	Reason
MW-1-0719 MW-2-0719 MW-3-0719 MW-4-0719 MW-5-0719 MW-6-0719 MW-7-0719 MW-8A-0719 MW-9A-0719 MW-10A-0719 MW-11A-0719 MW-12-0719 MW-13-0719 MW-14-0719 MW-15-0719 MW-16-0719 MW-17-0719	All compounds reported as estimated maximum possible concentration (EMPC).	J (all detects)	A	Compound quantitation (EMPC)
MW-3-0719	PCB-4 PCB-6 PCB-8 Total dichlorobiphenyl	J (all detects) J (all detects) J (all detects) J (all detects)	P	Target compound identification (single ion quantitation)
MW-4-0719 MW-6-0719 MW-8A-0719 MW-10A-0719 MW-15-0719 MW-16-0719	PCB-11 Total dichlorobiphenyl	J (all detects) J (all detects)	P	Target compound identification (single ion quantitation)
MW-12-0719	PCB-7 PCB-9 PCB-11 Total dichlorobiphenyl	J (all detects) J (all detects) J (all detects) J (all detects)	P	Target compound identification (single ion quantitation)
MW-14-0719	PCB-6 PCB-15 Total dichlorobiphenyl	J (all detects) J (all detects) J (all detects)	P	Target compound identification (single ion quantitation)
MW-17-0719	PCB-8 Total dichlorobiphenyl	J (all detects) J (all detects)	P	Target compound identification (single ion quantitation)

NORD

Polychlorinated Biphenyls Congeners - Laboratory Blank Data Qualification Summary - SDG B3549

Sample	Compound	Modified Final Concentration	A or P
MW-1-0719	PCB-11 PCB-31 PCB-28/20 PCB-52 PCB-69/49 PCB-61/70/74/76 PCB-66 PCB-113/90/101 PCB-99 PCB-108/119/86/97/125/87 PCB-110 PCB-118 PCB-105 PCB-147/149 PCB-153/168 PCB-163/138/129 PCB-180/193 Total dichlorobiphenyl Total trichlorobiphenyl Total tetrachlorobiphenyl Total pentachlorobiphenyl Total hexachlorobiphenyl Total heptachlorobiphenyl	27U pg/L 3.51U pg/L 6.18U pg/L 5.5U pg/L 4.21U pg/L 7.52U pg/L 3.5U pg/L 7.56U pg/L 2.99U pg/L 6.31U pg/L 7.97U pg/L 5.4U pg/L 2.43U pg/L 6.4U pg/L 5.31U pg/L U 8.58U pg/L 2.69U pg/L 27U pg/L 19.8J pg/L 55.5J pg/L 45.3J pg/L 25.3J pg/L 4.1J pg/L	A
MW-2-0719	PCB-11 PCB-31 PCB-28/20 PCB-52 PCB-69/49 PCB-44/47/65 PCB-61/70/74/76 PCB-113/90/101 PCB-99 PCB-108/119/86/97/125/87 PCB-110 PCB-118 PCB-105 PCB-147/149 PCB-153/168 PCB-163/138/129 PCB-180/193 Total dichlorobiphenyl Total trichlorobiphenyl Total tetrachlorobiphenyl Total pentachlorobiphenyl Total hexachlorobiphenyl Total heptachlorobiphenyl	17.6U pg/L 2.45U pg/L 3.15U pg/L 2.66U pg/L 1.9U pg/L 16.9U pg/L 3.25U pg/L 3.98U pg/L 1.57U pg/L 2.17U pg/L 4.12U pg/L 4.86U pg/L 1.81U pg/L 3.5U pg/L 4.11U pg/L 3.78U pg/L 2.12U pg/L 17.6J pg/L 5.6J pg/L 56.7J pg/L 21.5J pg/L 11.4J pg/L 3.71J pg/L	A

Sample	Compound	Modified Final Concentration	A or P
MW-3-0719	PCB-11 PCB-31 PCB-28/20 PCB-61/70/74/76 PCB-66 PCB-56 PCB-108/119/86/97/125/87 PCB-110 PCB-118 PCB-105 PCB-147/149 PCB-153/168 PCB-163/138/129 PCB-180/193 Total dichlorobiphenyl Total hexachlorobiphenyl Total heptachlorobiphenyl	24.2U pg/L 16U pg/L 19.7U pg/L 26.7U pg/L 12.9U pg/L 7.11U pg/L 12.7U pg/L 21U pg/L 9.58U pg/L 3.47U pg/L 13U pg/L 12.7U pg/L 12U pg/L 5.19U pg/L 45J pg/L 56.1J pg/L 17.8J pg/L	A
MW-4-0719	PCB-11 PCB-52 PCB-61/70/74/76 PCB-66 PCB-113/90/101 PCB-110 PCB-118 PCB-147/149 PCB-153/168 PCB-163/138/129 PCB-180/193 Total dichlorobiphenyl Total pentachlorobiphenyl Total hexachlorobiphenyl Total heptachlorobiphenyl	21.1U pg/L 2.37U pg/L 3.46U pg/L 1.96U pg/L 3.54U pg/L 4.02U pg/L 3.79U pg/L 2.94U pg/L 3.4U pg/L 2.82U pg/L 1.78U pg/L 21.1J pg/L 13.7J pg/L 9.16J pg/L 1.78J pg/L	A
MW-5-0719	PCB-11 PCB-28/20 PCB-52 PCB-69/49 PCB-44/47/65 PCB-61/70/74/76 PCB-66 PCB-113/90/101 PCB-110 PCB-118 PCB-147/149 PCB-153/168 PCB-163/138/129 PCB-180/193 Total dichlorobiphenyl Total trichlorobiphenyl Total tetrachlorobiphenyl Total pentachlorobiphenyl Total hexachlorobiphenyl Total heptachlorobiphenyl	24.5U pg/L 2.88U pg/L 4.66U pg/L 2.38U pg/L 16.7U pg/L 4.97U pg/L 2.62U pg/L 4.85U pg/L 4.04U pg/L 3.73U pg/L 4.54U pg/L 3.97U pg/L 4.92U pg/L 2.19U pg/L 24.5J pg/L 2.88J pg/L 66.1J pg/L 16.8J pg/L 13.4J pg/L 2.19J pg/L	A

Sample	Compound	Modified Final Concentration	A or P
MW-6-0719	PCB-11 PCB-52 PCB-61/70/74/76 PCB-113/90/101 PCB-110 PCB-118 PCB-105 PCB-147/149 PCB-153/168 PCB-163/138/129 PCB-156/157 PCB-180/193 Total dichlorobiphenyl Total tetrachlorobiphenyl Total pentachlorobiphenyl Total hexachlorobiphenyl Total heptachlorobiphenyl	26.5U pg/L 3.39U pg/L 4.14U pg/L 5.92U pg/L 5.69U pg/L 4.48U pg/L 2.2U pg/L 7.61U pg/L 5.67U pg/L 9.68U pg/L 2.64U pg/L 3.57U pg/L 26.5J pg/L 33.9J pg/L 24J pg/L 27.4J pg/L 3.57J pg/L	A
MW-7-0719	PCB-11 PCB-69/49 PCB-64 PCB-61/70/74/76 PCB-113/90/101 PCB-99 PCB-108/119/86/97/125/87 PCB-118 PCB-153/168 PCB-180/193 Total dichlorobiphenyl Total tetrachlorobiphenyl Total heptachlorobiphenyl	28.4U pg/L 5.18U pg/L 3.75U pg/L 6.55U pg/L 17.4U pg/L 6.5U pg/L 9.55U pg/L 6.92U pg/L 15.7U pg/L 6.61U pg/L 28.4J pg/L 108J pg/L 10.6J pg/L	A
MW-8A-0719	PCB-11 PCB-28/20 PCB-52 PCB-69/49 PCB-61/70/74/76 PCB-66 PCB-56 PCB-113/90/101 PCB-110 PCB-118 PCB-105 PCB-153/168 Total dichlorobiphenyl Total pentachlorobiphenyl	32.8U pg/L 11.7U pg/L 5.71U pg/L 8.5U pg/L 24.2U pg/L 7.88U pg/L 6.92U pg/L 16.6U pg/L 16.2U pg/L 17U pg/L 12.7U pg/L 16U pg/L 32.8J pg/L 121J pg/L	A

Sample	Compound	Modified Final Concentration	A or P
MW-9A-0719	PCB-11 PCB-31 PCB-28/20 PCB-52 PCB-69/49 PCB-61/70/74/76 PCB-66 PCB-113/90/101 PCB-99 PCB-108/119/86/97/125/87 PCB-110 PCB-118 PCB-105 PCB-147/149 PCB-153/168 PCB-163/138/129 PCB-180/193 Total dichlorobiphenyl Total trichlorobiphenyl Total tetrachlorobiphenyl Total pentachlorobiphenyl Total hexachlorobiphenyl Total heptachlorobiphenyl	26.7U pg/L 2.68U pg/L 3.2U pg/L 8.57U pg/L 4.67U pg/L 6.91U pg/L 2.61U pg/L 9.65U pg/L 2.91U pg/L 5.26U pg/L 5.52U pg/L 3.79U pg/L 2.97U pg/L 7.35U pg/L 15.5U pg/L 8.16U pg/L 4.75U pg/L 26.7J pg/L 9.12J pg/L 69.8J pg/L 40.2J pg/L 40.1J pg/L 9.42J pg/L	A
MW-10A-0719	PCB-11 PCB-28/20 PCB-52 PCB-69/49 PCB-108/119/86/97/125/87 PCB-105 Total dichlorobiphenyl Total trichlorobiphenyl	32.4U pg/L 5.67U pg/L 9.42U pg/L 5.77U pg/L 23.9U pg/L 18.8U pg/L 32.4J pg/L 5.67J pg/L	A
MW-11A-0719	PCB-11 PCB-28/20 PCB-52 PCB-69/49 PCB-61/70/74/76 PCB-66 PCB-113/90/101 PCB-118 PCB-147/149 PCB-153/168 PCB-163/138/129 Total dichlorobiphenyl Total trichlorobiphenyl Total tetrachlorobiphenyl Total pentachlorobiphenyl Total hexachlorobiphenyl	21.8U pg/L 2.57U pg/L 4.52U pg/L 2.01U pg/L 3.17U pg/L 1.24U pg/L 3.85U pg/L 3U pg/L 1.17U pg/L 2.09U pg/L 3.5U pg/L 21.8J pg/L 4.44J pg/L 109J pg/L 14J pg/L 7.89J pg/L	A
MW-12-0719	PCB-11 PCB-156/157	27.8U pg/L 6.79U pg/L	A
MW-13-0719	PCB-11 PCB-156/157	34.5U pg/L 14.7U pg/L	A
MW-14-0719	PCB-11	34.2U pg/L	A

Sample	Compound	Modified Final Concentration	A or P
MW-15-0719	PCB-11 PCB-52 PCB-61/70/74/76 PCB-113/90/101 PCB-110 PCB-147/149 PCB-153/168 PCB-163/138/129 Total dichlorobiphenyl Total pentachlorobiphenyl Total hexachlorobiphenyl	23.6U pg/L 3.38U pg/L 3.39U pg/L 4.85U pg/L 3.16U pg/L 3.83U pg/L 3.83U pg/L 4.83U pg/L 23.6J pg/L 14.2J pg/L 12.5J pg/L	A
MW-16-0719	PCB-11 PCB-31 PCB-28/20 PCB-52 PCB-69/49 PCB-61/70/74/76 PCB-66 PCB-113/90/101 PCB-99 PCB-108/119/86/97/125/87 PCB-110 PCB-118 PCB-147/149 PCB-153/168 PCB-163/138/129 PCB-180/193 Total dichlorobiphenyl Total trichlorobiphenyl Total pentachlorobiphenyl Total hexachlorobiphenyl Total heptachlorobiphenyl	24.4U pg/L 2.67U pg/L 3.24U pg/L 12.8U pg/L 3.93U pg/L 5.1U pg/L 1.81U pg/L 5.39U pg/L 2.82U pg/L 4.49U pg/L 4.95U pg/L 3.19U pg/L 5.09U pg/L 2.84U pg/L 4.78U pg/L 1.79U pg/L 24.4J pg/L 15.7J pg/L 28.7J pg/L 14.3J pg/L 2.74J pg/L	A
MW-17-0719	PCB-11 PCB-31 PCB-28/20 PCB-52 PCB-69/49 PCB-64 PCB-61/70/74/76 PCB-66 PCB-113/90/101 PCB-99 PCB-110 PCB-118 PCB-147/149 PCB-153/168 PCB-163/138/129 PCB-180/193 Total dichlorobiphenyl Total trichlorobiphenyl Total tetrachlorobiphenyl Total pentachlorobiphenyl Total hexachlorobiphenyl Total heptachlorobiphenyl	20U pg/L 1.69U pg/L 2.63U pg/L 9.02U pg/L 2.4U pg/L 1.24U pg/L 2.4U pg/L 2.15U pg/L 4.97U pg/L 1.36U pg/L 3.46U pg/L 2.91U pg/L 2.63U pg/L 2.84U pg/L 3.24U pg/L 2.37U pg/L 22.1J pg/L 10.8J pg/L 110J pg/L 20.3J pg/L 11.4J pg/L 3.68J pg/L	A

NORD

Polychlorinated Biphenyls Congeners - Field Blank Data Qualification Summary - SDG B3549

No Sample Data Qualified in this SDG

METHOD: HRGC/HRMS Polychlorinated Biphenyl Congeners (EPA Method 1668C)

The samples listed below were reviewed for each of the following validation areas. Validation findings are noted in attached validation findings worksheets.

	Validation Area		Comments
I.	Sample receipt/Technical holding times	A/A	
II.	HRGC/HRMS Instrument performance check	A	
III.	Initial calibration met	A*	RSD ≤ 20
IV.	Continuing calibration	A	QC limits
V.	Laboratory Blanks	SW	
VI.	Field blanks	N	
VII.	Matrix spike/Matrix spike duplicates	N	
VIII.	Laboratory control samples	A	OFR
IX.	Field duplicates	N	
X.	Labeled Compounds	A	
XI.	Compound quantitation RL/LOQ/LODs	SW	ML - EUPC - Data A
XII.	Target compound identification	SW	
XIII.	System performance	A	
XIV.	Overall assessment of data	A	

Note: A = Acceptable ND = No compounds detected D = Duplicate SB=Source blank
 N = Not provided/applicable R = Rinsate TB = Trip blank OTHER:
 SW = See worksheet FB = Field blank EB = Equipment blank

	Client ID	Lab ID	Matrix	Date
1	MW-1-0719	B3549-001	Water	07/31/19
2	MW-2-0719	B3549-002	Water	07/30/19
3	MW-3-0719	B3549-003	Water	07/31/19
4	MW-4-0719	B3549-004	Water	07/30/19
5	MW-5-0719	B3549-005	Water	07/30/19
6	MW-6-0719	B3549-006	Water	07/31/19
7	MW-7-0719	B3549-007	Water	07/30/19
8	MW-8A-0719	B3549-008	Water	07/30/19
9	MW-9A-0719	B3549-009	Water	07/31/19
10	MW-10A-0719	B3549-010	Water	07/31/19
11	MW-11A-0719	B3549-011	Water	07/30/19
12	MW-12-0719	B3549-012	Water	08/01/19
13	MW-13-0719	B3549-013	Water	08/01/19
14	MW-14-0719	B3549-014	Water	08/01/19

LDC #: 45855A31 **VALIDATION COMPLETENESS WORKSHEET**
 SDG #: B3549 Level IV
 Laboratory: SGS North America, Inc.

Date: 9/18/19
 Page: 2 of 2
 Reviewer: [Signature]
 2nd Reviewer: [Signature]

METHOD: HRGC/HRMS Polychlorinated Biphenyl Congeners (EPA Method 1668C)

	Client ID	Lab ID	Matrix	Date
15	MW-15-0719	B3549-015	Water	07/31/19
16	MW-16-0719	B3549-016	Water	07/31/19
17	MW-17-0719	B3549-017	Water	07/30/19
18				
19				
20				
21				
22				

Notes:

Method: HRGC/HRMS Polychlorinated Biphenyls (EPA Method 1668C)

Validation Area	Yes	No	NA	Findings/Comments
I. Technical holding times				
All technical holding times were met.	/			
Cooler temperature criteria was met.	/			
II. GC/MS Instrument performance check				
Was PFK exact mass 330.9792 verified?	/			
Were the retention time windows established for all homologues?	/			
Was the chromatographic resolution (valley) between PCB 23 and PCB 34 and between PCB 182 and PCB 187 $< 40\%$?	/			
Is the static resolving power $\geq 10,000$ at m/z 330.9792 and ≥ 8000 throughout the mass range?	/			
Was the mass resolution adequately checked with PFK?	/			
IIIa. Initial calibration				
Was the initial calibration performed at 5 concentration levels?	/			
Were all percent relative standard deviations (%RSD) $\leq 20\%$ for unlabeled and labeled compounds?	/			
Did all calibration standards meet the Ion Abundance Ratio criteria?	/			
Was the signal to noise ratio for each target compound and internal standard ≥ 10 ?	/			
IIIb. Initial Calibration Verification				
Was an initial calibration verification standard analyzed after each initial calibration for each instrument?		/		
Were all percent differences (%D) within QC limits?			/	
IV. Continuing calibration				
Was a continuing calibration performed at the beginning of each 12 hour period?	/			
Were all percent differences (%D) $\leq 25\%$ for unlabeled and percent recoveries (%R) for labeled compounds within 50-145%?	/			
Did all continuing calibration standards meet the Ion Abundance Ratio criteria?	/			
Was the signal to noise ratio for each target compound and internal standard ≥ 10 ?	/			
V. Laboratory Blanks				
Was a method blank associated with every sample in this SDG?	/			
Was a method blank performed for each matrix and concentration?	/			
Was there contamination in the method blanks? If yes, please see the blanks validation findings worksheet.	/			
VI. Field blanks				
Were field blanks identified in this SDG?		/		
Were target compounds detected in the field blanks?			/	
VII. Matrix spike/Matrix spike duplicates				
Were matrix spike (MS) and matrix spike duplicate (MSD) analyzed in this SDG?	/			
Were the MS/MSD percent recoveries (%R) and the relative percent differences (RPD) within the QC limits?			/	

Validation Area	Yes	No	NA	Findings/Comments
VIII. Laboratory control samples				
Was an LCS analyzed per extraction batch?	/			
Were the LCS percent recoveries (%R) and relative percent difference (RPD) within the QC limits?	/			
IX. Field duplicates				
Were field duplicate pairs identified in this SDG?		/		
Were target compounds detected in the field duplicates?			/	
X. Labeled Compounds				
Were labeled compound recoveries within the QC criteria?	/			
Was the minimum S/N ratio of all labeled compound peaks ≥ 10 ?	/			
XI. Compound quantitation				
Did the laboratory LOQs/RLs meet the QAPP LOQs/RLs?	/			
Were the labeled compound, quantitation ion and relative response factor (RRF) used to quantitate the compound?	/			
Were compound quantitation and RLs adjusted to reflect all sample dilutions and dry weight factors applicable to level IV validation?	/			
XII. Target compound identification				
For polychlorinated biphenyl congeners with associated labeled standards, were the retention times of the two quantitation peaks within -1 to 3 sec. of the RT of the labeled standard?	/			
For polychlorinated biphenyl congeners without associated labeled standards, were the relative retention times of the two quantitation peaks within 0.005 time units of the RRT measured in the routine calibration?	/			
For other polychlorinated biphenyl congeners, were the retention times of the two quantitation peaks within RT established in the performance check solution?	/			
Did compound spectra contain all characteristic ions listed in the table attached?	/			
Was the Ion Abundance Ratio for the two quantitation ions within criteria?		/		
Was the signal to noise ratio for each target compound and labeled standard ≥ 2.5 ?	/	/		
Does the maximum intensity of each specified characteristic ion coincide within ± 2 seconds (includes labeled standards)?	/	/		
Was an acceptable lock mass recorded and monitored?	/			
XIII. System performance				
System performance was found to be acceptable.	/			
XIV. Overall assessment of data				
Overall assessment of data was found to be acceptable.	/			

VALIDATION FINDINGS WORKSHEET

Blanks

METHOD: HRGC/HRMS PCB Congeners (EPA Method 1668C)

Blank extraction date: 08/14/19

Blank analysis date: 08/22/19

Conc. units: pg/L

Associated samples: All Qualify U

Compound	Blank ID	Sample Identification								
		5X	1	2	3	4	5	6	7	8
PCB-11	18.7	93.5	27	17.6*	24.2	21.1	24.5	26.5	28.4	32.8
PCB-31	3.49*	17.45	3.51*	2.45*	16*					
PCB-28/20	5.9	29.5	6.18	3.15	19.7		2.88*			11.7
PCB-52	3.32*	16.6	5.5	2.66		2.37*	4.66	3.39*		5.71*
PCB-69/49	2.83*	14.15	4.21	1.9			2.38		5.18*	8.5*
PCB-44/47/65	3.55*	17.75		16.9			16.7			
PCB-64	1.31*	6.55							3.75	
PCB-61/70/74/76	9.84	49.2	7.52*	3.25*	26.7	3.46*	4.97*	4.14*	6.55*	24.2*
PCB-66	3.24*	16.2	3.5*		12.9	1.96	2.62*			7.88*
PCB-56	2.27*	11.35			7.11					6.92*
PCB-113/90/101	5.31*	26.55	7.56	3.98*		3.54*	4.85*	5.92	17.4*	16.6*
PCB-99	1.91*	9.55	2.99	1.57					6.5*	
PCB-108/119/86/97/125/87	4.93*	24.65	6.31*	2.17*	12.7				9.55*	
PCB-110	5.41	27.05	7.97	4.12*	21	4.02	4.04*	5.69		16.2
PCB-118	5.06	25.3	5.4	4.86	9.58	3.79	3.73	4.48	6.92	17
PCB-105	3.87	19.35	2.43*	1.81*	3.47			2.2*		12.7*
PCB-147/149	2.95*	14.75	6.4	3.5	13	2.94	4.54	7.61		
PCB-153/168	4.28	21.4	5.31*	4.11	12.7	3.4	3.97*	5.67*	15.7	16
PCB-163/138/129	3.69*	18.45	8.58	3.78*	12	2.82*	4.92*	9.68*		
PCB-156/157	3.31*	16.55						2.64		
PCB-180/193	2.91*	14.55	2.69*	2.12	5.19	1.78	2.19	3.57*	6.61*	
Total Di-CB	18.7	93.5	27/J	17.6*/J	45/5	21.1/J	24.5/J	26.5/J	28.4/J	32.8/J
Total Tri-CB	9.39*	46.95	19.8*/J	5.6*/J			2.88*/J			

VALIDATION FINDINGS WORKSHEET
Blanks

METHOD: HRGC/HRMS PCB Congeners (EPA Method 1668C)

Compound	Blank ID	Sample Identification								
		5X	1	2	3	4	5	6	7	8
	MB1_16902									
Total Tetra-CB	26.3*	131.5	55.5*/J	56.7*/J			66.1*/J	33.9*/J	108*/J	
Total Penta-CB	26.5*	132.5	45.3*/J	21.5*/J		13.7*/J	16.8*/J	24*/J		121*/J
Total Hexa-CB	14.2*	71	25.3*/J	11.4*/J	56.1*/J	9.16*/J	13.4*/J	27.4*/J		
Total Hepta-CB	2.91*	14.55	4.1*/J	3.71*/J	17.8*/J	1.78/J	2.19/J	3.57*/J	10.6*/J	

VALIDATION FINDINGS WORKSHEET

BlanksReviewer: *h*2nd Reviewer: *e*

METHOD: HRGC/HRMS PCB Congeners (EPA Method 1668C)

Blank extraction date: 08/14/19

Blank analysis date: 08/22/19

Conc. units: pg/L

Associated samples: All Qualify U

Compound	Blank ID	Sample Identification								
		5X	9	10	11	12	13	14	15	16
	MB1_16902									
PCB-11	18.7	93.5	26.7*	32.4	21.8*	27.8	34.5	34.2*	23.6	24.4
PCB-31	3.49*	17.45	2.68							2.67*
PCB-28/20	5.9	29.5	3.2*	5.67	2.57*					3.24*
PCB-52	3.32*	16.6	8.57*	9.42*	4.52				3.38*	12.8
PCB-69/49	2.83*	14.15	4.67*	5.77	2.01*					3.93*
PCB-44/47/65	3.55*	17.75								
PCB-64	1.31*	6.55								
PCB-61/70/74/76	9.84	49.2	6.91		3.17*				3.39*	5.1*
PCB-66	3.24*	16.2	2.61*		1.24*					1.81*
PCB-56	2.27*	11.35								
PCB-113/90/101	5.31*	26.55	9.65*		3.85				4.85*	5.39*
PCB-99	1.91*	9.55	2.91							2.82*
PCB-108/119/86/97/125/87	4.93*	24.65	5.26*	23.9						4.49
PCB-110	5.41	27.05	5.52*						3.16*	4.95*
PCB-118	5.06	25.3	3.79*		3*					3.19*
PCB-105	3.87	19.35	2.97*	18.8						
PCB-147/149	2.95*	14.75	7.35*		1.17*				3.83	5.09*
PCB-153/168	4.28	21.4	15.5		2.09*				3.83	2.84*
PCB-163/138/129	3.69*	18.45	8.16*		3.5				4.83	4.78
PCB-156/157	3.31*	16.55				6.79*	14.7			
PCB-180/193	2.91*	14.55	4.75*							1.79*
Total Di-CB	18.7	93.5	26.7*/J	32.4/J	21.8*/J				23.6/J	24.4/J
Total Tri-CB	9.39*	46.95	9.12*/J	5.67/J	4.44*/J					15.7*/J

VALIDATION FINDINGS WORKSHEET
Blanks

METHOD: HRGC/HRMS PCB Congeners (EPA Method 1668C)

Compound	Blank ID	Sample Identification								
		5X	9	10	11	12	13	14	15	16
	MB1_16902									
Total Tetra-CB	26.3*	131.5	69.8*/J		109*/J					
Total Penta-CB	26.5*	132.5	40.2*/J		14*/J			14.2*/J	28.7*/J	
Total Hexa-CB	14.2*	71	40.1*/J		7.89*/J			12.5/J	14.3*/J	
Total Hepta-CB	2.91*	14.55	9.42*/J							2.74*/J

VALIDATION FINDINGS WORKSHEET

Blanks

METHOD: HRGC/HRMS PCB Congeners (EPA Method 1668C)

Blank extraction date: 08/14/19

Blank analysis date: 08/22/19

Conc. units: pg/L

Associated samples: All Qualify U

Compound	Blank ID	Sample Identification							
	MB1_16902	5X	17						
PCB-11	18.7	93.5	20						
PCB-31	3.49*	17.45	1.69*						
PCB-28/20	5.9	29.5	2.63						
PCB-52	3.32*	16.6	9.02						
PCB-69/49	2.83*	14.15	2.4*						
PCB-44/47/65	3.55*	17.75							
PCB-64	1.31*	6.55	1.24*						
PCB-61/70/74/76	9.84	49.2	2.4*						
PCB-66	3.24*	16.2	2.15						
PCB-56	2.27*	11.35							
PCB-113/90/101	5.31*	26.55	4.97						
PCB-99	1.91*	9.55	1.36						
PCB-108/119/86/97/125/87	4.93*	24.65							
PCB-110	5.41	27.05	3.46*						
PCB-118	5.06	25.3	2.91*						
PCB-105	3.87	19.35							
PCB-147/149	2.95*	14.75	2.63*						
PCB-153/168	4.28	21.4	2.84						
PCB-163/138/129	3.69*	18.45	3.24*						
PCB-156/157	3.31*	16.55							
PCB-180/193	2.91*	14.55	2.37						
Total Di-CB	18.7	93.5	22.1/J						
Total Tri-CB	9.39*	46.95	10.8*/J						

VALIDATION FINDINGS WORKSHEET
Blanks

METHOD: HRGC/HRMS PCB Congeners (EPA Method 1668C)

Compound	Blank ID	Sample Identification								
	MB1_16902	5X	17							
Total Tetra-CB	26.3*	131.5	110*/J							
Total Penta-CB	26.5*	132.5	20.3*/J							
Total Hexa-CB	14.2*	71	11.4*/J							
Total Hepta-CB	2.91*	14.55	3.68*/J							

VALIDATION FINDINGS WORKSHEET
Target Compound Identification

METHOD: HRGC/HRMS Polychlorinated Biphenyls (EPA Method 1668C)

Please see qualifications below for all questions answered "N". Not applicable questions are identified as "N/A".

- Y N N/A Was the Ion Abundance Ratio for the two quantitation ions within criteria?
- Y N N/A Was the signal to noise ratio for each target compound and labeled standard ≥ 2.5 ?
- Y N N/A Does the maximum intensity of each specified characteristic ion coincide within ± 2 seconds (includes labeled standards)?

#	Date	Sample ID	Associated Compounds	Finding	Qualifications
		3	PCB - 4, 6, 8	Congeners were quantitated using single ion mode. The second ion is not integrated or reported due to PFK interference. Quantitation should be performed using the area of the primary and secondary ions.	Jdets/P (+ Total Di-CB) ↓
		4, 6, 8, 10, 15, 16	11		
		12	7, 9, 11		
		14	6, 15		
		17	8		

VALIDATION FINDINGS WORKSHEET
Initial Calibration Calculation Verification

METHOD: HRGC/HRMS PCB Congeners (EPA Method 1668A)

The Relative Response Factor (RRF), average RRF, and percent relative standard deviation (%RSD) were recalculated for the compounds identified below using the following calculations:

$$\text{RRF} = (A_x)(C_{is}) / (A_{is})(C_x)$$

average RRF = sum of the RRFs/number of standards

$$\%RSD = 100 * (S/X)$$

A_x = Area of compound,

C_x = Concentration of compound,

S = Standard deviation of the RRFs,

A_{is} = Area of associated internal standard

C_{is} = Concentration of internal standard

X = Mean of the RRFs

#	Standard ID	Calibration Date	Compound (Reference Internal Standard)	Reported	Recalculated	Reported	Recalculated	Reported	Recalculated
				Average RRF (initial)	Average RRF (initial)	RRF (50 std)	RRF (50 std)	%RSD	%RSD
1	ICAL	3/20/19	PCB 77 (¹³ C-PCB 77)	0.99	0.99	0.96	0.96	6.3	6.2
			PCB 105 (¹³ C-PCB 105)	0.91	0.91	0.89	0.89	6.4	6.4
			PCB 167 (¹³ C-PCB 167)	0.94	0.94	0.94	0.94	5.4	5.5
			PCB 189 (¹³ C-PCB 189)	1.00	1.00	0.92	0.92	6.1	6.4
2			PCB 77 (¹³ C-PCB 77)						
			PCB 105 (¹³ C-PCB 105)						
			PCB 167 (¹³ C-PCB 167)						
			PCB 189 (¹³ C-PCB 189)						
3			PCB 77 (¹³ C-PCB 77)						
			PCB 105 (¹³ C-PCB 105)						
			PCB 167 (¹³ C-PCB 167)						
			PCB 189 (¹³ C-PCB 189)						

Comments: Refer to Initial Calibration findings worksheet for list of qualifications and associated samples when reported results do not agree within 10.0% of the recalculated results.

VALIDATION FINDINGS WORKSHEET
Continuing Calibration Results Verification

METHOD: HRGC/HRMS PCB Congeners (EPA Method 1668C)

The percent difference (%D) of the initial calibration average Relative Response Factors (RRFs) and the continuing calibration RRFs were recalculated for the compounds identified below using the following calculation:

$$\% \text{ Difference} = 100 * (\text{ave. RRF} - \text{RRF}) / \text{ave. RRF}$$

$$\text{RRF} = (A_x)(C_{is}) / (A_{is})(C_x)$$

Where: ave. RRF = initial calibration average RRF

RRF = continuing calibration RRF

A_x = Area of compound,A_{is} = Area of associated internal standardC_x = Concentration of compound,C_{is} = Concentration of internal standard

#	Standard ID	Calibration Date	Compound (Reference Internal Standard)	Average RRF (initial)	Reported	Recalculated	Reported	Recalculated
					Conc (CC)	Conc (CC)	%D	%D
1	190822X01	8/22/19	PCB 77 (¹³ C-PCB 77)	0.99	0.93	0.93	6.6	6.3
			PCB 105 (¹³ C-PCB 105)	0.91	0.85	0.85	6.6	6.9
			PCB 167 (¹³ C-PCB 167)	0.94	0.91	0.91	3.8	3.2
			PCB 189 (¹³ C-PCB 189)	1.00	0.96	0.96	3.8	3.7
2	190822X13	9/22/19	PCB 77 (¹³ C-PCB 77)		0.97	0.97	2.4	2.2
			PCB 105 (¹³ C-PCB 105)		0.86	0.86	5.0	5.4
			PCB 167 (¹³ C-PCB 167)		0.91	0.91	3.2	3.1
			PCB 189 (¹³ C-PCB 189)		0.95	0.95	5.2	5.0
3	190823X02	8/23/19	PCB 77 (¹³ C-PCB 77)		0.99	0.99	0.1	0.4
			PCB 105 (¹³ C-PCB 105)		0.87	0.87	4.2	4.7
			PCB 167 (¹³ C-PCB 167)		0.93	0.93	1.2	1.1
			PCB 189 (¹³ C-PCB 189)		0.95	0.95	5.0	4.7
4			PCB 77 (¹³ C-PCB 77)					
			PCB 105 (¹³ C-PCB 105)					
			PCB 167 (¹³ C-PCB 167)					
			PCB 189 (¹³ C-PCB 189)					

Comments: Refer to Routine Calibration findings worksheet for list of qualifications and associated samples when reported results do not agree within 10.0% of the recalculated results.

LDC #: 48855A>1

VALIDATION FINDINGS WORKSHEET Laboratory Control Sample Results Verification

Page: 1 of 1
Reviewer: [Signature]
2nd Reviewer: [Signature]

METHOD: HRGC/HRMS PCB Congeners (EPA Method 1668C)

The percent recoveries (%R) and Relative Percent Difference (RPD) of the laboratory control sample and laboratory control sample duplicate (if applicable) were recalculated for the compounds identified below using the following calculation:

% Recovery = $100 * SSC/SA$ Where: SSC = Spiked sample concentration
SA = Spike added

RPD = $(LCS - LCSD) / * 2 / (LCS + LCSD)$ LCS = Laboratory control sample percent recovery LCSD = Laboratory control sample duplicate percent recovery

LCS/LCSD ID: OPRI-16902

Compound	Spike Added (pg/L)		Spiked Sample Concentration (pg/L)		LCS		LCSD		LCS/LCSD	
	LCS	LCSD	LCS	LCSD	Percent Recovery		Percent Recovery		RPD	
					Reported	Recalc	Reported	Recalc	Reported	Recalculated
PCB 15	50		41.4	57.2	114	114				
PCB 77	↓		49.4		98.8	98.8				
PCB 169	↓		55.7		111	111				
PCB 206	↓		51.2		102	102				

Comments: Refer to Laboratory Control Sample findings worksheet for list of qualifications and associated samples when reported results do not agree within 10.0% of the recalculated results.

LDC #: 4855A-1

VALIDATION FINDINGS WORKSHEET
Sample Calculation Verification

Page: 1 of 1
Reviewer: [Signature]
2nd reviewer: [Signature]

METHOD: HRGC/HRMS PCB Congeners (EPA Method 1668C)

N N/A
 N N/A

Were all reported results recalculated and verified for all level IV samples?
Were all recalculated results for detected target compounds agree within 10.0% of the reported results?

- Concentration = $\frac{(A_x)(I_s)(DF)}{(A_{is})(RRF)(V_o)(\%S)}$
- A_x = Area of the characteristic ion (EICP) for the compound to be measured
 - A_{is} = Area of the characteristic ion (EICP) for the specific internal standard
 - I_s = Amount of internal standard added in nanograms (ng)
 - V_o = Volume or weight of sample extract in milliliters (ml) or grams (g).
 - RRF = Relative Response Factor (average) from the initial calibration
 - Df = Dilution Factor.
 - %S = Percent solids, applicable to soil and solid matrices only.

Example:
Sample I.D. 1, PCB-11:
Conc. = $\frac{(7.47e5)(2000)(1)}{(5.64e7)(1.04)(0.94)()}$
= 27 pg/L

#	Sample ID	Compound	Reported Concentration (pg/L)	Calculated Concentration (pg/L)	Qualification
	<u>1</u>	<u>PCB-11</u>	<u>27</u>	<u>27</u>	<u>-</u>



11 March 2020

Chris Kramer
SLR International Corporation
22118 20th Avenue SE G202
Bothell, WA 98021

RE: Former E.A, Nord

Please find enclosed sample receipt documentation and analytical results for samples from the project referenced above.

Sample analyses were performed according to ARI's Quality Assurance Plan and any provided project specific Quality Assurance Plan. Each analytical section of this report has been approved and reviewed by an analytical peer, the appropriate Laboratory Supervisor or qualified substitute, and a technical reviewer.

Should you have any questions or problems, please feel free to contact us at your convenience.

Associated Work Order(s)
20B0303

Associated SDG ID(s)
N/A

I certify that this data package is in compliance with the terms and conditions of the contract, both technically and for completeness, for other than the conditions detailed in the enclose Narrative. ARI, an accredited laboratory, certifies that the report results for which ARI is accredited meets all the requirements of the accrediting body. A list of certified analyses, accreditations, and expiration dates is included in this report.

Release of the data contained in this hardcopy data package has been authorized by the Laboratory Manager or his/her designee, as verified by the following signature.

Analytical Resources, Inc.

The results in this report apply to the samples analyzed in accordance with the chain of custody document. This analytical report must be reproduced in its entirety.



Chain of Custody Record & Laboratory Analysis Request



Analytical Resources, Incorporated
 Analytical Chemists and Consultants
 4611 South 134th Place, Suite 100
 Tukwila, WA 98168
 206-695-6200 206-695-6201 (fax)
 www.arilabs.com

ARI Assigned Number: 20B0303	Turn-around Requested: Standard	Page: 1 of 1
ARI Client Company: SLR	Phone: (425) 402-8800	Date: 2/19/20
Client Contact: Chris Kramer		Ice Present? Yes
		No. of Coolers: 1
		Cooler Temps: 2.8°C

Client Project Name: Former E.A. Noid Inc. and as through its successor JELD-WEN	Analysis Requested							Notes/Comments
Client Project #: 1063.00228.00061	Samplers: Steven Loskben							

Sample ID	Date	Time	Matrix	No. Containers	PAHs by 8270-LL												
MW-1-0220	2/19/20	1706	water	2	X												
MW-9B-0220	↓	1509	↓	↓	X												

Comments/Special Instructions	Relinquished by: (Signature)	Received by: (Signature)	Relinquished by: (Signature)	Received by: (Signature)
	Printed Name: CHRIS LEE	Printed Name: Kenny Dang	Printed Name:	Printed Name:
	Company: SLR	Company: ARI	Company:	Company:
	Date & Time: 2/26/20 0945	Date & Time: 2/26/2020 0945	Date & Time:	Date & Time:

Limits of Liability: ARI will perform all requested services in accordance with appropriate methodology following ARI Standard Operating Procedures and the ARI Quality Assurance Program. This program meets standards for the industry. The total liability of ARI, its officers, agents, employees, or successors, arising out of or in connection with the requested services, shall not exceed the Invoiced amount for said services. The acceptance by the client of a proposal for services by ARI release ARI from any liability in excess thereof, notwithstanding any provision to the contrary in any contract, purchase order or co-signed agreement between ARI and the Client.

Sample Retention Policy: All samples submitted to ARI will be appropriately discarded no sooner than 90 days after receipt or 60 days after submission of hardcopy data, whichever is longer, unless alternate retention schedules have been established by work-order or contract.



SLR International Corporation
22118 20th Avenue SE G202
Bothell WA, 98021

Project: Former E.A, Nord
Project Number: Former E.A, Nord
Project Manager: Chris Kramer

Reported:
11-Mar-2020 12:17

ANALYTICAL REPORT FOR SAMPLES

Sample ID	Laboratory ID	Matrix	Date Sampled	Date Received
MW-1-0220	20B0303-01	Water	18-Feb-2020 17:06	26-Feb-2020 09:45
MW-9B-0220	20B0303-02	Water	18-Feb-2020 15:09	26-Feb-2020 09:45



SLR International Corporation
22118 20th Avenue SE G202
Bothell WA, 98021

Project: Former E.A, Nord
Project Number: Former E.A, Nord
Project Manager: Chris Kramer

Reported:
11-Mar-2020 12:17

Work Order Case Narrative

Polynuclear Aromatic Hydrocarbons (PAH) - EPA Method SW8270D-SIM

The sample(s) were extracted and analyzed outside recommended holding time. The holding time was exceeded upon sample receipt.

Initial and continuing calibrations were within method requirements.

Internal standard areas were within limits.

The surrogate percent recoveries were within control limits.

The method blank(s) were clean at the reporting limits.

The LCS/LCSD percent recoveries and RPD were within control limits.



Cooler Receipt Form

ARI Client: SLR

Project Name: Former E.A Noid Inc.

COC No(s): _____ (NA)

Delivered by: Fed-Ex UPS Courier Hand Delivered Other: _____

Assigned ARI Job No: 2020303

Tracking No: _____ (NA)

Preliminary Examination Phase:

Were intact, properly signed and dated custody seals attached to the outside of the cooler? YES NO

Were custody papers included with the cooler? YES NO

Were custody papers properly filled out (ink, signed, etc.) YES NO

Temperature of Cooler(s) (°C) (recommended 2.0-6.0 °C for chemistry)

Time 1115 2.8

If cooler temperature is out of compliance fill out form 00070F Temp Gun ID#: DOO5206

Cooler Accepted by: KD Date: 2/26/2020 Time: 0945

Complete custody forms and attach all shipping documents

Log-In Phase:

Was a temperature blank included in the cooler? YES NO

What kind of packing material was used? ... Bubble Wrap Wet Ice Gel Packs Baggies Foam Block Paper Other: _____

Was sufficient ice used (if appropriate)? NA YES NO

How were bottles sealed in plastic bags? Individually Grouped Not

Did all bottles arrive in good condition (unbroken)? YES NO

Were all bottle labels complete and legible? YES NO

Did the number of containers listed on COC match with the number of containers received? YES NO

Did all bottle labels and tags agree with custody papers? YES NO

Were all bottles used correct for the requested analyses? YES NO

Do any of the analyses (bottles) require preservation? (attach preservation sheet, excluding VOCs) ... NA YES NO

Were all VOC vials free of air bubbles? NA YES NO

Was sufficient amount of sample sent in each bottle? YES NO

Date VOC Trip Blank was made at ARI: NA

Were the sample(s) split by ARI? NA YES Date/Time: _____ Equipment: _____ Split by: _____

Samples Logged by: [Signature] Date: 2/26/2020 Time: 1120 Labels checked by: [Signature]

**** Notify Project Manager of discrepancies or concerns ****

Sample ID on Bottle	Sample ID on COC	Sample ID on Bottle	Sample ID on COC

Additional Notes, Discrepancies, & Resolutions:

By: _____ Date: _____



SLR International Corporation
22118 20th Avenue SE G202
Bothell WA, 98021

Project: Former E.A, Nord
Project Number: Former E.A, Nord
Project Manager: Chris Kramer

Reported:
11-Mar-2020 12:17

MW-1-0220
20B0303-01 (Water)

Semivolatile Organic Compounds - SIM

Method: EPA 8270D-SIM Sampled: 02/18/2020 17:06
Instrument: NT11 Analyst: VTS Analyzed: 03/10/2020 12:48

Sample Preparation: Preparation Method: EPA 3510C SepF Extract ID: 20B0303-01 A 01
Preparation Batch: BIB0613 Sample Size: 500 mL
Prepared: 03/02/2020 Final Volume: 0.5 mL

Sample Cleanup: Cleanup Method: Silica Gel Extract ID: 20B0303-01 A 01
Cleanup Batch: CIC0012 Initial Volume: 0.5 mL
Cleaned: 04-Mar-2020 Final Volume: 0.5 mL

Analyte	CAS Number	Dilution	Detection Limit	Reporting Limit	Result	Units	Notes
Benzo(a)anthracene	56-55-3	1	0.0008	0.010	0.002	ug/L	H, J
Chrysene	218-01-9	1	0.0009	0.010	0.003	ug/L	H, J
Benzo(b)fluoranthene	205-99-2	1	0.0005	0.010	0.002	ug/L	H, J
Benzo(k)fluoranthene	207-08-9	1	0.003	0.010	ND	ug/L	H, U
Benzo(a)pyrene	50-32-8	1	0.002	0.010	ND	ug/L	H, U
Indeno(1,2,3-cd)pyrene	193-39-5	1	0.001	0.010	ND	ug/L	H, U
Dibenzo(a,h)anthracene	53-70-3	1	0.001	0.010	ND	ug/L	H, U
<i>Surrogate: 2-Methylnaphthalene-d10</i>					42-120 %	75.5 %	H
<i>Surrogate: Dibenzo[a,h]anthracene-d14</i>					29-120 %	59.1 %	H
<i>Surrogate: Fluoranthene-d10</i>					57-120 %	84.7 %	H



SLR International Corporation
22118 20th Avenue SE G202
Bothell WA, 98021

Project: Former E.A, Nord
Project Number: Former E.A, Nord
Project Manager: Chris Kramer

Reported:
11-Mar-2020 12:17

MW-9B-0220
20B0303-02 (Water)

Semivolatile Organic Compounds - SIM

Method: EPA 8270D-SIM Sampled: 02/18/2020 15:09
Instrument: NT11 Analyst: VTS Analyzed: 03/10/2020 13:24

Sample Preparation: Preparation Method: EPA 3510C SepF Extract ID: 20B0303-02 A 01
Preparation Batch: BIB0613 Sample Size: 500 mL
Prepared: 03/02/2020 Final Volume: 0.5 mL

Sample Cleanup: Cleanup Method: Silica Gel Extract ID: 20B0303-02 A 01
Cleanup Batch: CIC0012 Initial Volume: 0.5 mL
Cleaned: 04-Mar-2020 Final Volume: 0.5 mL

Analyte	CAS Number	Dilution	Detection Limit	Reporting Limit	Result	Units	Notes
Benzo(a)anthracene	56-55-3	1	0.0008	0.010	0.006	ug/L	H, J
Chrysene	218-01-9	1	0.0009	0.010	0.007	ug/L	H, J
Benzo(b)fluoranthene	205-99-2	1	0.0005	0.010	ND	ug/L	H, U
Benzo(k)fluoranthene	207-08-9	1	0.003	0.010	ND	ug/L	H, U
Benzo(a)pyrene	50-32-8	1	0.002	0.010	0.004	ug/L	H, J
Indeno(1,2,3-cd)pyrene	193-39-5	1	0.001	0.010	ND	ug/L	H, U
Dibenzo(a,h)anthracene	53-70-3	1	0.001	0.010	ND	ug/L	H, U
<i>Surrogate: 2-Methylnaphthalene-d10</i>					42-120 %	76.8 %	H
<i>Surrogate: Dibenzo[a,h]anthracene-d14</i>					29-120 %	61.3 %	H
<i>Surrogate: Fluoranthene-d10</i>					57-120 %	86.5 %	H



SLR International Corporation
22118 20th Avenue SE G202
Bothell WA, 98021

Project: Former E.A, Nord
Project Number: Former E.A, Nord
Project Manager: Chris Kramer

Reported:
11-Mar-2020 12:17

Semivolatile Organic Compounds - SIM - Quality Control

Batch BIB0613 - EPA 3510C SepF

Instrument: NT11 Analyst: VTS

QC Sample/Analyte	Result	Detection Limit	Reporting Limit	Units	Spike Level	Source Result	%REC	%REC Limits	RPD	RPD Limit	Notes
Blank (BIB0613-BLK1)						Prepared: 02-Mar-2020 Analyzed: 10-Mar-2020 11:18					
Benzo(a)anthracene	ND	0.0008	0.010	ug/L							U
Chrysene	ND	0.0009	0.010	ug/L							U
Benzo(b)fluoranthene	ND	0.0005	0.010	ug/L							U
Benzo(k)fluoranthene	ND	0.003	0.010	ug/L							U
Benzo(a)pyrene	ND	0.002	0.010	ug/L							U
Indeno(1,2,3-cd)pyrene	ND	0.001	0.010	ug/L							U
Dibenzo(a,h)anthracene	ND	0.001	0.010	ug/L							U
Surrogate: 2-Methylnaphthalene-d10	0.225			ug/L	0.300		75.1	42-120			
Surrogate: Dibenzo[a,h]anthracene-d14	0.176			ug/L	0.300		58.5	29-120			
Surrogate: Fluoranthene-d10	0.254			ug/L	0.300		84.7	57-120			
LCS (BIB0613-BS1)						Prepared: 02-Mar-2020 Analyzed: 10-Mar-2020 11:48					
Benzo(a)anthracene	0.231	0.0008	0.010	ug/L	0.300		76.9	42-120			
Chrysene	0.233	0.0009	0.010	ug/L	0.300		77.6	44-120			
Benzo(b)fluoranthene	0.238	0.0005	0.010	ug/L	0.300		79.2	44-120			
Benzo(k)fluoranthene	0.255	0.003	0.010	ug/L	0.300		85.1	50-120			
Benzo(a)pyrene	0.230	0.002	0.010	ug/L	0.300		76.7	35-120			
Indeno(1,2,3-cd)pyrene	0.200	0.001	0.010	ug/L	0.300		66.6	37-120			
Dibenzo(a,h)anthracene	0.186	0.001	0.010	ug/L	0.300		61.9	34-120			
Surrogate: 2-Methylnaphthalene-d10	0.224			ug/L	0.300		74.5	42-120			
Surrogate: Dibenzo[a,h]anthracene-d14	0.201			ug/L	0.300		66.9	29-120			
Surrogate: Fluoranthene-d10	0.249			ug/L	0.300		83.2	57-120			
LCS Dup (BIB0613-BSD1)						Prepared: 02-Mar-2020 Analyzed: 10-Mar-2020 12:18					
Benzo(a)anthracene	0.278	0.0008	0.010	ug/L	0.300		92.7	42-120	18.60	30	
Chrysene	0.277	0.0009	0.010	ug/L	0.300		92.3	44-120	17.20	30	
Benzo(b)fluoranthene	0.286	0.0005	0.010	ug/L	0.300		95.4	44-120	18.50	30	
Benzo(k)fluoranthene	0.309	0.003	0.010	ug/L	0.300		103	50-120	19.10	30	
Benzo(a)pyrene	0.278	0.002	0.010	ug/L	0.300		92.8	35-120	19.00	30	
Indeno(1,2,3-cd)pyrene	0.237	0.001	0.010	ug/L	0.300		79.1	37-120	17.10	30	
Dibenzo(a,h)anthracene	0.220	0.001	0.010	ug/L	0.300		73.2	34-120	16.80	30	
Surrogate: 2-Methylnaphthalene-d10	0.262			ug/L	0.300		87.4	42-120			
Surrogate: Dibenzo[a,h]anthracene-d14	0.228			ug/L	0.300		76.0	29-120			
Surrogate: Fluoranthene-d10	0.293			ug/L	0.300		97.7	57-120			



SLR International Corporation
22118 20th Avenue SE G202
Bothell WA, 98021

Project: Former E.A, Nord
Project Number: Former E.A, Nord
Project Manager: Chris Kramer

Reported:
11-Mar-2020 12:17

Certified Analyses included in this Report

Analyte	Certifications
EPA 8270D-SIM in Water	
Naphthalene	ADEC,DoD-ELAP,NELAP,CALAP,WADOE
2-Methylnaphthalene	ADEC,DoD-ELAP,NELAP,CALAP
1-Methylnaphthalene	ADEC,DoD-ELAP,NELAP,CALAP,WADOE
Biphenyl	NELAP
Acenaphthylene	ADEC,DoD-ELAP,NELAP,CALAP,WADOE
Acenaphthene	ADEC,DoD-ELAP,NELAP,CALAP,WADOE
Dibenzofuran	ADEC,DoD-ELAP,NELAP,CALAP
Fluorene	ADEC,DoD-ELAP,NELAP,CALAP,WADOE
Phenanthrene	ADEC,DoD-ELAP,NELAP,CALAP,WADOE
Anthracene	ADEC,DoD-ELAP,NELAP,CALAP,WADOE
Carbazole	NELAP
Fluoranthene	ADEC,DoD-ELAP,NELAP,CALAP,WADOE
Pyrene	ADEC,DoD-ELAP,NELAP,CALAP,WADOE
Benzo(a)anthracene	ADEC,DoD-ELAP,NELAP,CALAP,WADOE
Chrysene	ADEC,DoD-ELAP,NELAP,CALAP,WADOE
Benzo(b)fluoranthene	ADEC,DoD-ELAP,NELAP,CALAP,WADOE
Benzo(k)fluoranthene	ADEC,DoD-ELAP,NELAP,CALAP,WADOE
Benzo(j)fluoranthene	ADEC,DoD-ELAP,NELAP,WADOE
Benzo(e)pyrene	NELAP
Benzo(a)pyrene	ADEC,DoD-ELAP,NELAP,CALAP,WADOE
Perylene	ADEC,NELAP,CALAP
Indeno(1,2,3-cd)pyrene	ADEC,DoD-ELAP,NELAP,CALAP,WADOE
Dibenzo(a,h)anthracene	ADEC,DoD-ELAP,NELAP,CALAP,WADOE
Benzo(g,h,i)perylene	ADEC,DoD-ELAP,NELAP,CALAP,WADOE

Code	Description	Number	Expires
ADEC	Alaska Dept of Environmental Conservation	17-015	01/31/2021
CALAP	California Department of Public Health CAELAP	2748	06/30/2019
DoD-ELAP	DoD-Environmental Laboratory Accreditation Program	66169	01/01/2021
NELAP	ORELAP - Oregon Laboratory Accreditation Program	WA100006-012	05/12/2020
WADOE	WA Dept of Ecology	C558	06/30/2019
WA-DW	Ecology - Drinking Water	C558	06/30/2019




SLR International Corporation
22118 20th Avenue SE G202
Bothell WA, 98021

Project: Former E.A, Nord
Project Number: Former E.A, Nord
Project Manager: Chris Kramer

Reported:
11-Mar-2020 12:17

Notes and Definitions

- * Flagged value is not within established control limits.
- H Hold time violation - Hold time was exceeded.
- J Estimated concentration value detected below the reporting limit.
- Q Indicates a detected analyte with an initial or continuing calibration that does not meet established acceptance criteria (<20% RSD, <20% drift or minimum RRF)
- U This analyte is not detected above the reporting limit (RL) or if noted, not detected above the limit of detection (LOD).
- DET Analyte DETECTED
- ND Analyte NOT DETECTED at or above the reporting limit
- NR Not Reported
- dry Sample results reported on a dry weight basis
- RPD Relative Percent Difference
- [2C] Indicates this result was quantified on the second column on a dual column analysis.



LABORATORY DATA CONSULTANTS, INC.

2701 Loker Ave. West, Suite 220, Carlsbad, CA 92010 Bus: 760-827-1100 Fax: 760-827-1099

SLR International Corp
1800 Blankenship Road, Suite 440
West Linn, OR 97068
ATTN: Mr. Chris Kramer
ckramer@slrconsulting.com

October 13, 2020

SUBJECT: NORD, Data Validation

Dear Mr. Kramer,

Enclosed are the final validation reports for the fraction listed below. These SDGs were received on September 22, 2020. Attachment 1 is a summary of the samples that were reviewed for each analysis.

LDC Project #49212:

SDG #

Fraction

B4127, B4549

Polychlorinated Biphenyls Congeners

The data validation was performed under Level IV validation guidelines. The analyses were validated using the following documents and variances, as applicable to each method:

- USEPA National Functional Guidelines for High Resolution Methods Data Review; April 2016

Please feel free to contact us if you have any questions.

Sincerely,

Christina Rink
crink@lab-data.com
Project Manager/Senior Chemist

Laboratory Data Consultants, Inc. Data Validation Report

Project/Site Name: Nord
LDC Report Date: October 12, 2020
Parameters: Polychlorinated Biphenyls Congeners
Validation Level: Level IV
Laboratory: SGS North America, Inc.
Sample Delivery Group (SDG): B4127

Sample Identification	Laboratory Sample Identification	Matrix	Collection Date
MW-3-0220	B4127-001	Water	02/18/20
MW-10A-0220	B4127-002	Water	02/18/20
MW-12-0220	B4127-003	Water	02/19/20
MW-13-0220	B4127-004	Water	02/19/20
MW-14-0220	B4127-005	Water	02/19/20
MW-18-0220	B4127-006	Water	02/18/20
MW-19-0220	B4127-007	Water	02/18/20

Introduction

This Data Validation Report (DVR) presents data validation findings and results for the associated samples listed on the cover page. Data validation was performed in accordance with a modified outline of the USEPA National Functional Guidelines (NFG) for High Resolution Superfund Methods Data Review (April 2016). Where specific guidance was not available, the data has been evaluated in a conservative manner consistent with industry standards using professional experience.

The analyses were performed by the following method:

Polychlorinated Biphenyls Congeners by Environmental Protection Agency (EPA) Method 1668A

All sample results were subjected to Level IV data validation, which is comprised of the quality control (QC) summary forms as well as the raw data, to confirm sample quantitation and identification.

The following are definitions of the data qualifiers utilized during data validation:

- J (Estimated): The compound or analyte was analyzed for and positively identified by the laboratory; however the reported concentration is estimated due to non-conformances discovered during data validation.
- U (Non-detected): The compound or analyte was analyzed for and positively identified by the laboratory; however the compound or analyte should be considered non-detected at the reported concentration due to the presence of contaminants detected in the associated blank(s).
- UJ (Non-detected estimated): The compound or analyte was reported as not detected by the laboratory; however the reported quantitation/detection limit is estimated due to non-conformances discovered during data validation.
- R (Rejected): The sample results were rejected due to gross non-conformances discovered during data validation. Data qualified as rejected is not usable.
- NA (Not Applicable): The non-conformance discovered during data validation demonstrates a high bias, while the affected compound or analyte in the associated sample(s) was reported as not detected by the laboratory and did not warrant the qualification of the data.

A qualification summary table is provided at the end of this report if data has been qualified. Flags are classified as P (protocol) or A (advisory) to indicate whether the flag is due to a laboratory deviation from a specified protocol or is of technical advisory nature.

I. Sample Receipt and Technical Holding Times

All samples were received in good condition and cooler temperatures upon receipt met validation criteria.

All technical holding time requirements were met.

II. HRGC/HRMS Instrument Performance Check

Instrument performance was checked at the required frequency.

Retention time windows were established for all congeners. The chromatographic resolution between the congeners PCB-23 and PCB-34 and congeners PCB-182 and PCB-187 was resolved with a valley of less than or equal to 40%.

The static resolving power was less than or equal to 10,000 (10% valley definition) at m/z 330.9792 and greater than or equal to 8000 throughout the mass range.

III. Initial Calibration and Initial Calibration Verification

A five point initial calibration was performed as required by the method.

The percent relative standard deviations (%RSD) were less than or equal to 20.0% for unlabeled compounds and labeled compounds.

The ion abundance ratios for all compounds were within validation criteria.

The minimum S/N ratio was greater than or equal to 10 for each unlabeled compound and labeled compound.

The percent differences (%D) of the initial calibration verification (ICV) standard were less than or equal to 30.0% for unlabeled compounds and less than or equal to 50.0% for labeled compounds.

IV. Continuing Calibration

Continuing calibration was performed at the required frequencies.

All of the continuing calibration percent differences (%D) between the initial calibration RRF and the continuing calibration RRF were less than or equal to 30.0% for unlabeled compounds and less than or equal to 50.0% for labeled compounds.

The ion abundance ratios for all compounds were within validation criteria.

The minimum S/N ratio was greater than or equal to 10 for each unlabeled compound and labeled compound.

V. Laboratory Blanks

Laboratory blanks were analyzed as required by the method. No contaminants were found in the laboratory blanks with the following exceptions:

Blank ID	Extraction Date	Compound	Concentration	Associated Samples
MB1-17354	02/27/20	PCB-11 Total dichlorobiphenyl	10.2 pg/L 10.2 pg/L	All samples in SDG B4127

Sample concentrations were compared to concentrations detected in the laboratory blanks. The sample concentrations were either not detected or were significantly greater (>5X blank contaminants) than the concentrations found in the associated laboratory blanks with the following exceptions:

Sample	Compound	Reported Concentration	Modified Final Concentration
MW-3-0220	PCB-11 Total dichlorobiphenyl	21.5 pg/L 21.5 pg/L	21.5U pg/L 21.5J pg/L
MW-12-0220	PCB-11	21.3 pg/L	21.3U pg/L
MW-13-0220	PCB-11	31.7 pg/L	31.7U pg/L
MW-14-0220	PCB-11	18.1 pg/L	18.1U pg/L
MW-18-0220	PCB-11 Total dichlorobiphenyl	27.8 pg/L 27.8 pg/L	27.8U pg/L 27.8J pg/L
MW-19-0220	PCB-11	19.6 pg/L	19.6U pg/L

VI. Field Blanks

No field blanks were identified in this SDG.

VII. Matrix Spike/Matrix Spike Duplicates

The laboratory has indicated that there were no matrix spike (MS) and matrix spike duplicate (MSD) analyses specified for the samples in this SDG, and therefore matrix spike and matrix spike duplicate analyses were not performed for this SDG.

VIII. Ongoing Precision Recovery

Ongoing precision recovery (OPR) samples were analyzed as required by the method. Percent recoveries (%R) were within QC limits.

IX. Field Duplicates

No field duplicates were identified in this SDG.

X. Labeled Compounds

All percent recoveries (%R) for labeled compounds used to quantitate target compounds were within QC limits with the following exceptions:

Sample	Labeled Compound	%R (Limits)	Affected Compound	Flag	A or P
MW-10A-0220	13-PCB-54	19.3 (25-150)	PCB-54 Total tetrachlorobiphenyls	J (all detects) UJ (all non-detects)	P

XI. Compound Quantitation

All compound quantitations were within validation criteria with the following exceptions:

Sample	Compound	Flag	A or P
All samples in SDG B4127	All compounds reported as estimated maximum possible concentration (EMPC).	J (all detects)	A

XII. Target Compound Identification

All target compound identifications were within validation criteria with the following exceptions:

Sample	Compound	Finding	Criteria	Flag	A or P
MW-3-0220	PCB-11 Total dichlorobiphenyl	Results were quantitated using single ion mode. The area for the secondary ion trace was not integrated due to significantly elevated noise levels from PFK.	The quantitation should be performed using the area of the primary and secondary ions.	J (all detects) J (all detects)	P
MW-10A-0220	PCB-4 PCB-6 PCB-11 PCB-15 Total dichlorobiphenyl	Results were quantitated using single ion mode. The area for the secondary ion trace was not integrated due to significantly elevated noise levels from PFK.	The quantitation should be performed using the area of the primary and secondary ions.	J (all detects) J (all detects) J (all detects) J (all detects) J (all detects)	P
MW-12-0220	PCB-9 PCB-7 PCB-11 PCB-13/12 PCB-15 Total dichlorobiphenyl	Results were quantitated using single ion mode. The area for the secondary ion trace was not integrated due to significantly elevated noise levels from PFK.	The quantitation should be performed using the area of the primary and secondary ions.	J (all detects) J (all detects) J (all detects) J (all detects) J (all detects) J (all detects)	P

Sample	Compound	Finding	Criteria	Flag	A or P
MW-13-0220	PCB-6 PCB-8 PCB-11 Total dichlorobiphenyl	Results were quantitated using single ion mode. The area for the secondary ion trace was not integrated due to significantly elevated noise levels from PFK.	The quantitation should be performed using the area of the primary and secondary ions.	J (all detects) J (all detects) J (all detects) J (all detects)	P
MW-14-0220	PCB-11 Total dichlorobiphenyl	Results were quantitated using single ion mode. The area for the secondary ion trace was not integrated due to significantly elevated noise levels from PFK.	The quantitation should be performed using the area of the primary and secondary ions.	J (all detects) J (all detects)	P
MW-18-0220	PCB-10 PCB-5 PCB-11 PCB-13/12 Total dichlorobiphenyl	Results were quantitated using single ion mode. The area for the secondary ion trace was not integrated due to significantly elevated noise levels from PFK.	The quantitation should be performed using the area of the primary and secondary ions.	J (all detects) J (all detects) J (all detects) J (all detects) J (all detects)	P

XIII. System Performance

The system performance was acceptable.

XIV. Overall Assessment of Data

The analysis was conducted within all specifications of the method.

Due to labeled compound %R, compounds reported as EMPCs, and single ion quantitation, data were qualified as estimated in seven samples.

Due to laboratory blank contamination, data were qualified as not detected or estimated in six samples.

No results were rejected in this SDG.

**Nord
Polychlorinated Biphenyls Congeners - Data Qualification Summary - SDG B4127**

Sample	Compound	Flag	A or P	Reason
MW-10A-0220	PCB-54 Total tetrachlorobiphenyls	J (all detects) UJ (all non-detects)	P	Labeled compounds (%R)
MW-3-0220 MW-10A-0220 MW-12-0220 MW-13-0220 MW-14-0220 MW-18-0220 MW-19-0220	All compounds reported as estimated maximum possible concentration (EMPC).	J (all detects)	A	Compound quantitation (EMPC)
MW-3-0220	PCB-11 Total dichlorobiphenyl	J (all detects) J (all detects)	P	Target compound identification (single ion quantitation)
MW-10A-0220	PCB-4 PCB-6 PCB-11 PCB-15 Total dichlorobiphenyl	J (all detects) J (all detects) J (all detects) J (all detects) J (all detects)	P	Target compound identification (single ion quantitation)
MW-12-0220	PCB-9 PCB-7 PCB-11 PCB-13/12 PCB-15 Total dichlorobiphenyl	J (all detects) J (all detects) J (all detects) J (all detects) J (all detects) J (all detects)	P	Target compound identification (single ion quantitation)
MW-13-0220	PCB-6 PCB-8 PCB-11 Total dichlorobiphenyl	J (all detects) J (all detects) J (all detects) J (all detects)	P	Target compound identification (single ion quantitation)
MW-14-0220	PCB-11 Total dichlorobiphenyl	J (all detects) J (all detects)	P	Target compound identification (single ion quantitation)
MW-18-0220	PCB-10 PCB-5 PCB-11 PCB-13/12 Total dichlorobiphenyl	J (all detects) J (all detects) J (all detects) J (all detects) J (all detects)	P	Target compound identification (single ion quantitation)

**Nord
Polychlorinated Biphenyls Congeners - Laboratory Blank Data Qualification Summary - SDG B4127**

Sample	Compound	Modified Final Concentration	A or P
MW-3-0220	PCB-11 Total dichlorobiphenyl	21.5U pg/L 21.5J pg/L	A

Sample	Compound	Modified Final Concentration	A or P
MW-12-0220	PCB-11	21.3U pg/L	A
MW-13-0220	PCB-11	31.7U pg/L	A
MW-14-0220	PCB-11	18.1U pg/L	A
MW-18-0220	PCB-11 Total dichlorobiphenyl	27.8U pg/L 27.8J pg/L	A
MW-19-0220	PCB-11	19.6U pg/L	A

**Nord
Polychlorinated Biphenyls Congeners - Field Blank Data Qualification Summary -
SDG B4127**

No Sample Data Qualified in this SDG

LDC #: 49212A31
 SDG #: B4127
 Laboratory: SGS North America, Inc.

VALIDATION COMPLETENESS WORKSHEET
 Level IV

Date: 10/8/20
 Page: 1 of 1
 Reviewer: *[Signature]*
 2nd Reviewer: *[Signature]*

METHOD: HRGC/HRMS Polychlorinated Biphenyl Congeners (EPA Method 1668A)

The samples listed below were reviewed for each of the following validation areas. Validation findings are noted in attached validation findings worksheets.

	Validation Area		Comments
I.	Sample receipt/Technical holding times	A, A	
II.	HRGC/HRMS Instrument performance check	A	
III.	Initial calibration/ICV	A, A	RSD ≤ 20 CV ≤ 20/50
IV.	Continuing calibration	A	D ≤ 30/50
V.	Laboratory Blanks	SW	
VI.	Field blanks	N	
VII.	Matrix spike/Matrix spike duplicates	N	
VIII.	Laboratory control samples	A	OPR
IX.	Field duplicates	N	
X.	Labeled Compounds	SW	
XI.	Compound quantitation RL/LOQ/LODs	SW	MU - EVPC - ILEKA
XII.	Target compound identification	SW	
XIII.	System performance	A	
XIV.	Overall assessment of data	A	

Note: A = Acceptable ND = No compounds detected D = Duplicate SB=Source blank
 N = Not provided/applicable R = Rinsate TB = Trip blank OTHER:
 SW = See worksheet FB = Field blank EB = Equipment blank

	Client ID	Lab ID	Matrix	Date
1	MW-3-0220	B4127-001	Water	02/18/20
2	MW-10A-0220	B4127-002	Water	02/18/20
3	MW-12-0220	B4127-003	Water	02/19/20
4	MW-13-0220	B4127-004	Water	02/19/20
5	MW-14-0220	B4127-005	Water	02/19/20
6	MW-18-0220	B4127-006	Water	02/18/20
7	MW-19-0220	B4127-007	Water	02/18/20
8				
9				
10				

Notes:

17304					

Method: HRGC/HRMS Polychlorinated Biphenyls (EPA Method 1668A)

Validation Area	Yes	No	NA	Findings/Comments
I. Technical holding times				
All technical holding times were met.	√			
Cooler temperature criteria were met.	√			
II. GC/MS Instrument performance check				
Was PFK exact mass 330.9792 verified?	√			
Were the retention time windows established for all homologues?	√			
Was the chromatographic resolution (valley) between PCB 23 and PCB 34 and between PCB 182 and PCB 187 < 40%?	√			
Is the static resolving power ≥10,000 at m/z 330.9792 and ≥ 8000 throughout the mass range?	√			
Was the mass resolution adequately checked with PFK?	√			
III. Initial calibration and Initial calibration verification				
Was the initial calibration performed at 5 concentration levels?	√			
Were all percent relative standard deviations (%RSD) ≤20% for unlabeled and labeled compounds?	√			
Did all calibration standards meet the Ion Abundance Ratio criteria?	√			
Was the signal to noise ratio for each target compound and internal standard ≥ 10?	√			
Was an initial calibration verification (ICV) standard analyzed after each initial calibration for each instrument?	√			
Were all ICV percent differences (%D) within QC limits?	√			
IV. Continuing calibration				
Was a continuing calibration performed at the beginning of each 12-hour period?	√			
Were all percent differences (%D) ≤30% for unlabeled and ≤50% for labeled compounds?	√			
Did all continuing calibration standards meet the Ion Abundance Ratio criteria?	√			
Was the signal to noise ratio for each target compound and internal standard ≥ 10?	√			
V. Laboratory Blanks				
Was a method blank associated with every sample in this SDG?	√			
Was a method blank performed for each matrix and whenever a sample extraction was performed?	√			
Was there contamination in the method blanks?	√			
VI. Field blanks				
Were field blanks identified in this SDG?		√		
Were target compounds detected in the field blanks?			√	
VII. Matrix spike/Matrix spike duplicates				
Were matrix spike (MS) and matrix spike duplicate (MSD) analyzed in this SDG?		√		
Were the MS/MSD percent recoveries (%R) and the relative percent differences (RPD) within the QC limits?			√	

Validation Area	Yes	No	NA	Findings/Comments
VIII. Laboratory control samples				
Was an LCS analyzed per extraction batch?	√			
Were the LCS percent recoveries (%R) and relative percent difference (RPD) within the QC limits?	√			
IX. Field duplicates				
Were field duplicate pairs identified in this SDG?		√		
Were target compounds detected in the field duplicates?			√	
X. Labeled Compounds				
Were labeled compound recoveries within the QC criteria?		√		
Was the minimum S/N ratio of all labeled compound peaks ≥ 10 ?	√			
XI. Compound quantitation				
Did the laboratory LOQs/RLs meet the QAPP LOQs/RLs?			√	
Were the correct labeled compound, quantitation ion and relative response factor (RRF) used to quantitate the compound?	√			
Were compound quantitation and RLs adjusted to reflect all sample dilutions and dry weight factors applicable to level IV validation?	√			
XII. Target compound identification				
For polychlorinated biphenyl congeners with associated labeled standards, were the retention times of the two quantitation peaks within -1 to 3 sec. of the RT of the labeled standard?	√			
For polychlorinated biphenyl congeners without associated labeled standards, were the relative retention times of the two quantitation peaks within 0.005 time units of the RRT measured in the routine calibration?	√			
For other polychlorinated biphenyl congeners, were the retention times of the two quantitation peaks within RT established in the performance check solution?	√			
Did selected ion current profile (SICP) contain all characteristic ions listed in Method 1668A, Table A-2?	√			
Was the Ion Abundance Ratio for the two quantitation ions within criteria?		√		
Was the signal to noise ratio for each target compound and labeled standard ≥ 2.5 ?	✗	√		
Does the maximum intensity of each specified characteristic ion coincide within ± 2 seconds (includes labeled standards)?	✗	√		
Was an acceptable lock mass recorded and monitored?	√			
XIII. System performance				
System performance was found to be acceptable.	√			
XIV. Overall assessment of data				
Overall assessment of data was found to be acceptable.	√			

VALIDATION FINDINGS WORKSHEET
Blanks

METHOD: HRGC/HRMS PCB Congeners (EPA Method 1668A)

Please see qualifications below for all questions answered "N". Not applicable questions are identified as "N/A".

- Y N N/A Were all samples associated with a method blank?
 Y N N/A Was a method blank performed for each matrix and whenever a sample extraction was performed?
 Y N N/A Was the method blank contaminated? If yes, please see qualification below.

Blank extraction date: 2/27/20

Conc. units: pg/L

Associated samples: all

Compound	Blank ID	Sample Identification						
		1	3	4	5	6	7	
	MB1-17374							
PCB-11	10.2	21.5/U	21.3/U	31.7/U	18.1/U	27.8/U	19.6/U	
Total DiCB	10.2	21.5/J				27.8/J		
RL								

Blank extraction date: _____

Conc. units: _____

Associated samples: _____

Compound	Blank ID	Sample Identification						
		1	3	4	5	6	7	

CIRCLED RESULTS WERE NOT QUALIFIED. ALL RESULTS NOT CIRCLED WERE QUALIFIED BY THE FOLLOWING STATEMENT:
 All contaminants within five times the method blank concentration were qualified as not detected, "U".

VALIDATION FINDINGS WORKSHEET
Labeled Compounds

METHOD: HRGC/HRMS PCB Congeners (EPA Method 1668A)

Please see qualifications below for all questions answered "N". Not applicable questions are identified as "N/A".

- Y N N/A Were all labeled compound recoveries within the QC criteria?
- Y N N/A Were all labeled compound ion abundance ratios (IAR) within the QC criteria?
- Y N N/A Was the S/N ratio all internal standard peaks ≥ 10 ?

#	Date	Lab ID/Reference	Labeled Compound	% Recovery (Limit) IAR (Limit)	Qualifications
		<u>2 (4D)</u> <u>act</u>	<u>13C-PCB-54</u>	<u>19.3 (25-150)</u>	<u>J/UJ/P</u> <u>(see attached)</u> <u>(PCB-54)</u> <u>+ Total TetraCB</u>

VALIDATION FINDINGS WORKSHEET
Target Compound Identification

Please see qualifications below for all questions answered "N". Not applicable questions are identified as "N/A".

Y N N/A

Was the Ion Abundance Ratio for the two quantitation ions within criteria?

Y N N/A

Was the signal to noise ratio for each target compound and labeled standard ≥ 2.5 ?

Y N N/A

Does the maximum intensity of each specified characteristic ion coincide within ± 2 seconds (includes labeled standards)?

#	Date	Sample ID	Associated Compounds	Finding	Qualifications
		1	PCB-11, Total DIB	Results were quantitated using single ion mode. The	Jdets/P + Total DIB
		3	PCB-4, 6, 11, 15	area for the secondary ion trace was not integrated	
		4	PCB-9, 7, 11, 13/12, 15	due to significantly elevated noise levels from PFK.	
		5	PCB-6, 8, 11	Quantitation should be performed using the area of the	
		6	PCB-11	primary and secondary ions.	
		7	PCB-10, 5, 11, 13/12		

VALIDATION FINDINGS WORKSHEET
Initial Calibration Calculation Verification

METHOD: HRGC/HRMS PCB Congeners (EPA Method 1668A)

The Relative Response Factor (RRF), average RRF, and percent relative standard deviation (%RSD) were recalculated for the compounds identified below using the following calculations:

$$RRF = (A_x)(C_{is}) / (A_{is})(C_x)$$

average RRF = sum of the RRFs/number of standards

$$\%RSD = 100 * (S/X)$$

A_x = Area of Compound

C_x = Concentration of compound

S = Standard deviation of the RRFs

A_{is} = Area of associated internal standard

C_{is} = Concentration of internal standard

X = Mean of the RRFs

#	Standard ID	Calibration Date	Compound (IS)	Reported RRF (RRF CS3 std)	Recalculated RRF (RRF CS3 std)	Reported Average RRF (Initial)	Recalculated Average RRF (Initial)	Reported %RSD	Recalculated %RSD
1	ICAL	12/31/2019	PCB77 (13C-PCB-77)	1.00	1.00	1.10	1.11	8.1	8.2
			PCB105 (13C-PCB105)	0.91	0.91	0.97	0.97	9.4	9.6
			PCB167 (13C-PCB167)	1.00	1.00	1.04	1.04	7.8	7.7
			PCB189 (13C-PCB189)	0.92	0.92	1.02	1.02	8.9	8.8

VALIDATION FINDINGS WORKSHEET
Continuing Calibration Calculation Verification

METHOD: HRGC/HRMS PCB Congeners (EPA Method 1668A)

The percent difference (%D) of the initial calibration average Relative Response Factors (RRFs) and the continuing calibration RRFs were recalculated for the compounds identified below using the following calculation:

% Difference = $100 * (\text{ave. RRF} - \text{RRF}) / \text{ave. RRF}$
 $\text{RRF} = (\text{Ax})(\text{Cis}) / (\text{Ais})(\text{Cx})$

Where:

ave. RRF = Initial calibration average RRF
 RRF = Continuing calibration RRF
 Ax = Area of compound
 Ais = Area of associated internal standard

Cx = Concentration of compound
 Cis = Concentration of internal standard

#	Standard ID	Calibration Date	Compound (IS)	Average RRF (Initial)	Reported Conc (CCV)	Recalculated Conc (CCV)	Reported %D	Recalculated %R
1	200303s03	3/3/2020	PCB77 (13C-PCB-77)	1.10	0.97	0.97	12.2	11.7
			PCB105 (13C-PCB105)	0.97	0.97	0.97	0.7	0.4
			PCB167 (13C-PCB167)	1.04	1.05	1.05	1.1	0.8
			PCB189 (13C-PCB189)	1.02	0.90	0.90	11.3	11.5
2			PCB77 (13C-PCB-77)					
			PCB105 (13C-PCB105)					
			PCB167 (13C-PCB167)					
			PCB189 (13C-PCB189)					
3			PCB77 (13C-PCB-77)					
			PCB105 (13C-PCB105)					
			PCB167 (13C-PCB167)					
			PCB189 (13C-PCB189)					
4			PCB77 (13C-PCB-77)					
			PCB105 (13C-PCB105)					
			PCB167 (13C-PCB167)					
			PCB189 (13C-PCB189)					
5			PCB77 (13C-PCB-77)					
			PCB105 (13C-PCB105)					
			PCB167 (13C-PCB167)					
			PCB189 (13C-PCB189)					

Laboratory Data Consultants, Inc. Data Validation Report

Project/Site Name: Nord
LDC Report Date: October 12, 2020
Parameters: Polychlorinated Biphenyls Congeners
Validation Level: Level IV
Laboratory: SGS North America, Inc.
Sample Delivery Group (SDG): B4549

Sample Identification	Laboratory Sample Identification	Matrix	Collection Date
MW-3-0820	B4549-001	Water	08/12/20
MW-10A-0820	B4549-002	Water	08/11/20
MW-12-0820	B4549-003	Water	08/12/20
MW-13-0820	B4549-004	Water	08/12/20
MW-14-0820	B4549-005	Water	08/12/20
MW-18-0820	B4549-006	Water	08/11/20
MW-19-0820	B4549-007	Water	08/11/20

Introduction

This Data Validation Report (DVR) presents data validation findings and results for the associated samples listed on the cover page. Data validation was performed in accordance with a modified outline of the USEPA National Functional Guidelines (NFG) for High Resolution Superfund Methods Data Review (April 2016). Where specific guidance was not available, the data has been evaluated in a conservative manner consistent with industry standards using professional experience.

The analyses were performed by the following method:

Polychlorinated Biphenyls Congeners by Environmental Protection Agency (EPA) Method 1668A

All sample results were subjected to Level IV data validation, which is comprised of the quality control (QC) summary forms as well as the raw data, to confirm sample quantitation and identification.

The following are definitions of the data qualifiers utilized during data validation:

- J (Estimated): The compound or analyte was analyzed for and positively identified by the laboratory; however the reported concentration is estimated due to non-conformances discovered during data validation.
- U (Non-detected): The compound or analyte was analyzed for and positively identified by the laboratory; however the compound or analyte should be considered non-detected at the reported concentration due to the presence of contaminants detected in the associated blank(s).
- UJ (Non-detected estimated): The compound or analyte was reported as not detected by the laboratory; however the reported quantitation/detection limit is estimated due to non-conformances discovered during data validation.
- R (Rejected): The sample results were rejected due to gross non-conformances discovered during data validation. Data qualified as rejected is not usable.
- NA (Not Applicable): The non-conformance discovered during data validation demonstrates a high bias, while the affected compound or analyte in the associated sample(s) was reported as not detected by the laboratory and did not warrant the qualification of the data.

A qualification summary table is provided at the end of this report if data has been qualified. Flags are classified as P (protocol) or A (advisory) to indicate whether the flag is due to a laboratory deviation from a specified protocol or is of technical advisory nature.

I. Sample Receipt and Technical Holding Times

All samples were received in good condition and cooler temperatures upon receipt met validation criteria.

All technical holding time requirements were met.

II. HRGC/HRMS Instrument Performance Check

Instrument performance was checked at the required frequency.

Retention time windows were established for all congeners. The chromatographic resolution between the congeners PCB-23 and PCB-34 and congeners PCB-182 and PCB-187 was resolved with a valley of less than or equal to 40%.

The static resolving power was less than or equal to 10,000 (10% valley definition) at m/z 330.9792 and greater than or equal to 8000 throughout the mass range.

III. Initial Calibration and Initial Calibration Verification

A five point initial calibration was performed as required by the method.

The percent relative standard deviations (%RSD) were less than or equal to 20.0% for unlabeled compounds and labeled compounds.

The ion abundance ratios for all compounds were within validation criteria.

The minimum S/N ratio was greater than or equal to 10 for each unlabeled compound and labeled compound.

The percent differences (%D) of the initial calibration verification (ICV) standard were less than or equal to 30.0% for unlabeled compounds and less than or equal to 50.0% for labeled compounds.

IV. Continuing Calibration

Continuing calibration was performed at the required frequencies.

All of the continuing calibration percent differences (%D) between the initial calibration RRF and the continuing calibration RRF were less than or equal to 30.0% for unlabeled compounds and less than or equal to 50.0% for labeled compounds.

The ion abundance ratios for all compounds were within validation criteria.

The minimum S/N ratio was greater than or equal to 10 for each unlabeled compound and labeled compound.

V. Laboratory Blanks

Laboratory blanks were analyzed as required by the method. No contaminants were found in the laboratory blanks with the following exceptions:

Blank ID	Extraction Date	Compound	Concentration	Associated Samples
MB1-17698	08/24/20	PCB-11 PCB-61/70/74/76 PCB-113/90/101 PCB-110 PCB-118 PCB-153/168 Total dichlorobiphenyl Total tetrachlorobiphenyl Total pentachlorobiphenyl Total hexachlorobiphenyl	14.7 pg/L 2.88 pg/L 2.3 pg/L 2.83 pg/L 2.69 pg/L 2.82 pg/L 14.7 pg/L 2.88 pg/L 7.82 pg/L 2.82 pg/L	All samples in SDG B4549

Sample concentrations were compared to concentrations detected in the laboratory blanks. The sample concentrations were either not detected or were significantly greater (>5X blank contaminants) than the concentrations found in the associated laboratory blanks with the following exceptions:

Sample	Compound	Reported Concentration	Modified Final Concentration
MW-3-0820	PCB-11 PCB-61/70/74/76 PCB-118 PCB-153/168 Total dichlorobiphenyl	38.2 pg/L 13.7 pg/L 6.46 pg/L 9.33 pg/L 50 pg/L	38.2U pg/L 13.7U pg/L 6.46U pg/L 9.33U pg/L 50J pg/L
MW-10A-0820	PCB-61/70/74/76	7.28 pg/L	7.28U pg/L
MW-12-0820	PCB-11	29.2 pg/L	29.2U pg/L
MW-13-0820	PCB-11	32.9 pg/L	32.9U pg/L
MW-14-0820	PCB-11	24.1 pg/L	24.1U pg/L
MW-18-0820	PCB-11 Total dichlorobiphenyl	20.5 pg/L 20.5 pg/L	20.5U pg/L 20.5J pg/L
MW-19-0820	PCB-11	42.3 pg/L	42.3U pg/L

VI. Field Blanks

No field blanks were identified in this SDG.

VII. Matrix Spike/Matrix Spike Duplicates

The laboratory has indicated that there were no matrix spike (MS) and matrix spike duplicate (MSD) analyses specified for the samples in this SDG, and therefore matrix spike and matrix spike duplicate analyses were not performed for this SDG.

VIII. Ongoing Precision Recovery

Ongoing precision recovery (OPR) samples were analyzed as required by the method. Percent recoveries (%R) were within QC limits.

IX. Field Duplicates

No field duplicates were identified in this SDG.

X. Labeled Compounds

All percent recoveries (%R) for labeled compounds used to quantitate target compounds were within QC limits with the following exceptions:

Sample	Labeled Compound	%R (Limits)	Affected Compound	Flag	A or P
MW-10A-0820	13C-PCB-54	6.59 (25-150)	PCB-54 Total tetrachlorobiphenyl	J (all detects) UJ (all non-detects)	P

All internal standard ion abundance ratios (IAR) were within QC limits with the following exceptions:

Sample	Internal Standards	IAR (Limits)	Affected Compound	Flag	A or P
MW-10A-0820	13C-PCB-1	3.68 (2.66-3.60)	PCB-1 Total monochlorobiphenyl	J (all detects)	P

XI. Compound Quantitation

All compound quantitations were within validation criteria with the following exceptions:

Sample	Compound	Flag	A or P
All samples in SDG B4549	All compounds reported as estimated maximum possible concentration (EMPC).	J (all detects)	A

XII. Target Compound Identification

All target compound identifications were within validation criteria with the following exceptions:

Sample	Compound	Finding	Criteria	Flag	A or P
MW-3-0820	PCB-4 PCB-6 PCB-8 Total dichlorobiphenyl	Results were quantitated using single ion mode. The area for the secondary ion trace was not integrated due to significantly elevated noise levels from PFK.	The quantitation should be performed using the area of the primary and secondary ions.	J (all detects) J (all detects) J (all detects) J (all detects)	P
MW-12-0820	PCB-9 PCB-6 Total dichlorobiphenyl	Results were quantitated using single ion mode. The area for the secondary ion trace was not integrated due to significantly elevated noise levels from PFK.	The quantitation should be performed using the area of the primary and secondary ions.	J (all detects) J (all detects) J (all detects)	P
MW-13-0820	PCB-9 PCB-7 PCB-11 PCB-13/12 PCB-15 Total dichlorobiphenyl	Results were quantitated using single ion mode. The area for the secondary ion trace was not integrated due to significantly elevated noise levels from PFK.	The quantitation should be performed using the area of the primary and secondary ions.	J (all detects) J (all detects) J (all detects) J (all detects) J (all detects) J (all detects)	P
MW-14-0820	PCB-10 PCB-9 PCB-13/12 PCB-15 Total dichlorobiphenyl	Results were quantitated using single ion mode. The area for the secondary ion trace was not integrated due to significantly elevated noise levels from PFK.	The quantitation should be performed using the area of the primary and secondary ions.	J (all detects) J (all detects) J (all detects) J (all detects) J (all detects)	P

XIII. System Performance

The system performance was acceptable.

XIV. Overall Assessment of Data

The analysis was conducted within all specifications of the method.

Due to labeled compound %R and IAR, compounds reported as EMPCs, and single ion quantitation, data were qualified as estimated in seven samples.

Due to laboratory blank contamination, data were qualified as not detected or estimated in seven samples.

No results were rejected in this SDG.

**Nord
Polychlorinated Biphenyls Congeners - Data Qualification Summary - SDG B4549**

Sample	Compound	Flag	A or P	Reason
MW-10A-0820	PCB-54 Total tetrachlorobiphenyls	J (all detects) UJ (all non-detects)	P	Labeled compounds (%R)
MW-10A-0820	PCB-1 Total monochlorobiphenyl	J (all detects)	P	Labeled compounds (%R)
MW-3-0820 MW-10A-0820 MW-12-0820 MW-13-0820 MW-14-0820 MW-18-0820 MW-19-0820	All compounds reported as estimated maximum possible concentration (EMPC).	J (all detects)	A	Compound quantitation (EMPC)
MW-3-0820	PCB-4 PCB-6 PCB-8 Total dichlorobiphenyl	J (all detects) J (all detects) J (all detects) J (all detects)	P	Target compound identification (single ion quantitation)
MW-12-0820	PCB-9 PCB-6 Total dichlorobiphenyl	J (all detects) J (all detects) J (all detects)	P	Target compound identification (single ion quantitation)
MW-13-0820	PCB-9 PCB-7 PCB-11 PCB-13/12 PCB-15 Total dichlorobiphenyl	J (all detects) J (all detects) J (all detects) J (all detects) J (all detects) J (all detects)	P	Target compound identification (single ion quantitation)
MW-14-0820	PCB-10 PCB-9 PCB-13/12 PCB-15 Total dichlorobiphenyl	J (all detects) J (all detects) J (all detects) J (all detects) J (all detects)	P	Target compound identification (single ion quantitation)

**Nord
Polychlorinated Biphenyls Congeners - Laboratory Blank Data Qualification Summary - SDG B4549**

Sample	Compound	Modified Final Concentration	A or P
MW-3-0820	PCB-11 PCB-61/70/74/76 PCB-118 PCB-153/168 Total dichlorobiphenyl	38.2U pg/L 13.7U pg/L 6.46U pg/L 9.33U pg/L 50J pg/L	A
MW-10A-0820	PCB-61/70/74/76	7.28U pg/L	A

Sample	Compound	Modified Final Concentration	A or P
MW-12-0820	PCB-11	29.2U pg/L	A
MW-13-0820	PCB-11	32.9U pg/L	A
MW-14-0820	PCB-11	24.1U pg/L	A
MW-18-0820	PCB-11 Total dichlorobiphenyl	20.5U pg/L 20.5J pg/L	A
MW-19-0820	PCB-11	42.3U pg/L	A

**Nord
Polychlorinated Biphenyls Congeners - Field Blank Data Qualification Summary -
SDG B4549**

No Sample Data Qualified in this SDG

LDC #: 49212B31
 SDG #: B4549
 Laboratory: SGS North America, Inc.

VALIDATION COMPLETENESS WORKSHEET
 Level IV

Date: 10/8/20
 Page: 1 of 1
 Reviewer: [Signature]
 2nd Reviewer: [Signature]

METHOD: HRGC/HRMS Polychlorinated Biphenyl Congeners (EPA Method 1668A)

The samples listed below were reviewed for each of the following validation areas. Validation findings are noted in attached validation findings worksheets.

	Validation Area		Comments
I.	Sample receipt/Technical holding times	A/A	
II.	HRGC/HRMS Instrument performance check	A	
III.	Initial calibration/ICV	A/A	RSD = 20 CV = 30/50
IV.	Continuing calibration	A	D = 30/50
V.	Laboratory Blanks	SN	
VI.	Field blanks	N	
VII.	Matrix spike/Matrix spike duplicates	N	
VIII.	Laboratory control samples	A	OPR
IX.	Field duplicates	N	
X.	Labeled Compounds	SW	
XI.	Compound quantitation RL/LOQ/LODs	SW	All - OK - JDE/A
XII.	Target compound identification	A	
XIII.	System performance	A	
XIV.	Overall assessment of data	A	

Note: A = Acceptable ND = No compounds detected D = Duplicate SB=Source blank
 N = Not provided/applicable R = Rinsate TB = Trip blank OTHER:
 SW = See worksheet FB = Field blank EB = Equipment blank

	Client ID	Lab ID	Matrix	Date
1	MW-3-0820	B4549-001	Water	08/12/20
2	MW-10A-0820	B4549-002	Water	08/11/20
3	MW-12-0820	B4549-003	Water	08/12/20
4	MW-13-0820	B4549-004	Water	08/12/20
5	MW-14-0820	B4549-005	Water	08/12/20
6	MW-18-0820	B4549-006	Water	08/11/20
7	MW-19-0820	B4549-007	Water	08/11/20
8				
9				
10				

Notes:

17698				

Method: HRGC/HRMS Polychlorinated Biphenyls (EPA Method 1668A)

Validation Area	Yes	No	NA	Findings/Comments
I. Technical holding times				
All technical holding times were met.	√			
Cooler temperature criteria were met.	√			
II. GC/MS Instrument performance check				
Was PFK exact mass 330.9792 verified?	√			
Were the retention time windows established for all homologues?	√			
Was the chromatographic resolution (valley) between PCB 23 and PCB 34 and between PCB 182 and PCB 187 $\leq 40\%$?	√			
Is the static resolving power $\geq 10,000$ at m/z 330.9792 and ≥ 8000 throughout the mass range?	√			
Was the mass resolution adequately checked with PFK?	√			
III. Initial calibration and Initial calibration verification				
Was the initial calibration performed at 5 concentration levels?	√			
Were all percent relative standard deviations (%RSD) $\leq 20\%$ for unlabeled and labeled compounds?	√			
Did all calibration standards meet the Ion Abundance Ratio criteria?	√			
Was the signal to noise ratio for each target compound and internal standard ≥ 10 ?	√			
Was an initial calibration verification (ICV) standard analyzed after each initial calibration for each instrument?	√			
Were all ICV percent differences (%D) within QC limits?	√			
IV. Continuing calibration				
Was a continuing calibration performed at the beginning of each 12-hour period?	√			
Were all percent differences (%D) $\leq 30\%$ for unlabeled and $\leq 50\%$ for labeled compounds?	√			
Did all continuing calibration standards meet the Ion Abundance Ratio criteria?	√			
Was the signal to noise ratio for each target compound and internal standard ≥ 10 ?	√			
V. Laboratory Blanks				
Was a method blank associated with every sample in this SDG?	√			
Was a method blank performed for each matrix and whenever a sample extraction was performed?	√			
Was there contamination in the method blanks?	√			
VI. Field blanks				
Were field blanks identified in this SDG?		√		
Were target compounds detected in the field blanks?			√	
VII. Matrix spike/Matrix spike duplicates				
Were matrix spike (MS) and matrix spike duplicate (MSD) analyzed in this SDG?		√		
Were the MS/MSD percent recoveries (%R) and the relative percent differences (RPD) within the QC limits?			√	

Validation Area	Yes	No	NA	Findings/Comments
VIII. Laboratory control samples				
Was an LCS analyzed per extraction batch?	√			
Were the LCS percent recoveries (%R) and relative percent difference (RPD) within the QC limits?	√			
IX. Field duplicates				
Were field duplicate pairs identified in this SDG?		√		
Were target compounds detected in the field duplicates?			√	
X. Labeled Compounds				
Were labeled compound recoveries within the QC criteria?		√		
Was the minimum S/N ratio of all labeled compound peaks ≥ 10 ?	√			
XI. Compound quantitation				
Did the laboratory LOQs/RLs meet the QAPP LOQs/RLs?			√	
Were the correct labeled compound, quantitation ion and relative response factor (RRF) used to quantitate the compound?	√			
Were compound quantitation and RLs adjusted to reflect all sample dilutions and dry weight factors applicable to level IV validation?	√			
XII. Target compound identification				
For polychlorinated biphenyl congeners with associated labeled standards, were the retention times of the two quantitation peaks within -1 to 3 sec. of the RT of the labeled standard?	√			
For polychlorinated biphenyl congeners without associated labeled standards, were the relative retention times of the two quantitation peaks within 0.005 time units of the RRT measured in the routine calibration?	√			
For other polychlorinated biphenyl congeners, were the retention times of the two quantitation peaks within RT established in the performance check solution?	√			
Did selected ion current profile (SICP) contain all characteristic ions listed in Method 1668A, Table A-2?				
Was the Ion Abundance Ratio for the two quantitation ions within criteria?		√		
Was the signal to noise ratio for each target compound and labeled standard ≥ 2.5 ?		√		
Does the maximum intensity of each specified characteristic ion coincide within ± 2 seconds (includes labeled standards)?		√		
Was an acceptable lock mass recorded and monitored?	√			
XIII. System performance				
System performance was found to be acceptable.	√			
XIV. Overall assessment of data				
Overall assessment of data was found to be acceptable.	√			

VALIDATION FINDINGS WORKSHEET
Blanks

METHOD: HRGC/HRMS PCB Congeners (EPA Method 1668A)

Please see qualifications below for all questions answered "N". Not applicable questions are identified as "N/A".

- N N/A Were all samples associated with a method blank?
 N N/A Was a method blank performed for each matrix and whenever a sample extraction was performed?
 N N/A Was the method blank contaminated? If yes, please see qualification below.

Blank extraction date: 8/24/20

Conc. units: pg/L

Associated samples: All

Compound	Blank ID	Sample Identification						
		1	2	3	4	5	6	7
	MB1-17698							
PCB-11	14.7	38.2/U		29.2/U	32.9/U	24.1/U	20.5/U	42.3/U
6/70/74/76	2.88	13.7/↓	7.28/					
113/90/101	2.3*							
110	2.83							
118	2.69	6.46/U						
↓ 153/168	2.82*	9.33/↓						
Total DiCB	14.7	50/↓					20.5/↓	

Blank extraction date: *EMPC

Conc. units:

Associated samples:

Compound	Blank ID	Sample Identification						
		1	2	3	4	5	6	7
Total TetraCB	2.88							
↓ PentaCB	7.82*							
↓ HexaCB	2.82*							

CIRCLED RESULTS WERE NOT QUALIFIED. ALL RESULTS NOT CIRCLED WERE QUALIFIED BY THE FOLLOWING STATEMENT:
 All contaminants within five times the method blank concentration were qualified as not detected, "U".

VALIDATION FINDINGS WORKSHEET
Labeled Compounds

METHOD: HRGC/HRMS PCB Congeners (EPA Method 1668A)

Please see qualifications below for all questions answered "N". Not applicable questions are identified as "N/A".

- (N) N/A Were all labeled compound recoveries within the QC criteria?
 (N) N/A Were all labeled compound ion abundance ratios (IAR) within the QC criteria?
 (N) N/A Was the S/N ratio all internal standard peaks \geq 10?

#	Date	Lab ID/Reference	Labeled Compound	% Recovery (Limit)	IAR (Limit)	Qualifications
		2 (det/ND)	13C-PCB-54	6.59 (2.5-150)	%	INT/P (PCB-54 + Total PCBs)
		2 (H/P) det	13C-PCB-1	3.68 (2.66-3.60)	IAR	INT/P (PCB-1 + Total MonoCB)

VALIDATION FINDINGS WORKSHEET
Target Compound Identification

Please see qualifications below for all questions answered "N". Not applicable questions are identified as "N/A".

- Y N/A Was the Ion Abundance Ratio for the two quantitation ions within criteria?
 Y N/A Was the signal to noise ratio for each target compound and labeled standard ≥ 2.5 ?
 Y N/A Does the maximum intensity of each specified characteristic ion coincide within ± 2 seconds (includes labeled standards)?

#	Date	Sample ID	Associated Compounds	Finding	Qualifications
		1	PCB-4, 6, 8	Results were quantitated using single ion mode. The area for the secondary ion trace was not integrated due to significantly elevated noise levels from PFK. Quantitation should be performed using the area of the primary and secondary ions.	Jdets/P + Total PCB
		3	9, 6		
		4	9, 7, 11, 13/12, 15		
		5	10, 9, 13/12, 15		

VALIDATION FINDINGS WORKSHEET
Initial Calibration Calculation Verification

METHOD: HRGC/HRMS PCB Congeners (EPA Method 1668A)

The Relative Response Factor (RRF), average RRF, and percent relative standard deviation (%RSD) were recalculated for the compounds identified below using the following calculations:

$$\text{RRF} = (A_x)(C_{is}) / (A_{is})(C_x)$$

average RRF = sum of the RRFs/number of standards

$$\%RSD = 100 * (S/X)$$

 A_x = Area of Compound C_x = Concentration of compound

S = Standard deviation of the RRFs

 A_{is} = Area of associated internal standard C_{is} = Concentration of internal standard

X = Mean of the RRFs

#	Standard ID	Calibration Date	Compound (IS)	Reported RRF (RRF CS3 std)	Recalculated RRF (RRF CS3 std)	Reported Average RRF (Initial)	Recalculated Average RRF (Initial)	Reported %RSD	Recalculated %RSD
1	ICAL	12/31/2019	PCB77 (13C-PCB-77)	1.00	1.00	1.10	1.11	8.1	8.2
			PCB105 (13C-PCB105)	0.91	0.91	0.97	0.97	9.4	9.6
			PCB167 (13C-PCB167)	1.00	1.00	1.04	1.04	7.8	7.7
			PCB189 (13C-PCB189)	0.92	0.92	1.02	1.02	8.9	8.8

VALIDATION FINDINGS WORKSHEET
Continuing Calibration Calculation Verification

METHOD: HRGC/HRMS PCB Congeners (EPA Method 1668A)

The percent difference (%D) of the initial calibration average Relative Response Factors (RRFs) and the continuing calibration RRFs were recalculated for the compounds identified below using the following calculation:

% Difference = 100 * (ave. RRF - RRF)/ave. RRF
 RRF = (Ax)(Cis)/(Ais)(Cx)

Where:

ave. RRF = Initial calibration average RRF
 RRF = Continuing calibration RRF
 Ax = Area of compound
 Ais = Area of associated internal standard

Cx = Concentration of compound
 Cis = Concentration of internal standard

#	Standard ID	Calibration Date	Compound (IS)	Average RRF (Initial)	Reported Conc (CCV)	Recalculated Conc (CCV)	Reported %D	Recalculated %R
1	200831S16	9/1/2020	PCB77 (13C-PCB-77)	1.10	1.04	1.04	5.6	5.5
			PCB105 (13C-PCB105)	0.97	0.85	0.85	13.0	12.5
			PCB167 (13C-PCB167)	1.04	0.94	0.94	9.5	9.6
			PCB189 (13C-PCB189)	1.02	0.96	0.96	5.7	5.5
2			PCB77 (13C-PCB-77)					
			PCB105 (13C-PCB105)					
			PCB167 (13C-PCB167)					
			PCB189 (13C-PCB189)					
3			PCB77 (13C-PCB-77)					
			PCB105 (13C-PCB105)					
			PCB167 (13C-PCB167)					
			PCB189 (13C-PCB189)					
4			PCB77 (13C-PCB-77)					
			PCB105 (13C-PCB105)					
			PCB167 (13C-PCB167)					
			PCB189 (13C-PCB189)					
5			PCB77 (13C-PCB-77)					
			PCB105 (13C-PCB105)					
			PCB167 (13C-PCB167)					
			PCB189 (13C-PCB189)					



FINAL LAB REPORT

Prepared by

SGS NORTH AMERICA

Prepared for

This report is approved by

This document is issued by the Company under its General Conditions of Service accessible at http://www.sgs.com/en/terms_and_conditions.htm. Attention is drawn to the limitation of liability, indemnification and jurisdiction issues defined therein.

SGS remains committed to serving you in the most effective manner. Should you have any questions or need additional information and technical support, please do not hesitate to contact us.

The management and staff of SGS welcomes customer feedback, both positive and negative, as we continually improve our services. Please visit our web site at www.sgs.com/ultratrace and click on the 'Email Us' link or go to our survey [here](#). Thank you for choosing SGS.

Any holder of this document is advised that it is a final submission and supersedes and voids all prior reports with the same report or identification number. The information contained hereon reflects the Company's findings at the time of its intervention only and within the limits of Client's instructions, if any. The Company's sole responsibility in conducting the work herein is to its Client and does not exonerate parties to a transaction from exercising all of their rights and obligations under such applicable transaction documents. This report may be reproduced in full only. The Company expressly disclaims any and all liability for the Client's use of or reliance upon the data contained herein. Any alteration, forgery or falsification of the content or appearance of this document which is not expressly authorized by the Company is unlawful and offenders may be prosecuted to the fullest extent of the law. Results reported relate only to the items tested.



PROJECT INFORMATION SUMMARY *(When applicable, see QC Annotations for details)*

Client Project
SGS Project #
Analytical Protocol(s)
No. Samples Submitted
Additional QC Sample(s)
No. Laboratory Method Blanks
No. OPRs / Batch CS3
Date Received
Condition Received
Temperature upon Receipt (°C)
Extraction within Holding Time
Analysis within Holding Time



QC ANNOTATIONS:

1. Please see Appendices attached for data qualifier/attribute and lab identifier descriptions which may be contained in the project.

APPENDIX A: GENERAL DATA QUALIFIERS / DATA ATTRIBUTES

B	The analyte was found in the method blank, at a concentration that was at least 10% of the concentration in the sample.
C	Two or more congeners co-elute. In EDDs, C denotes the lowest IUPAC congener in a co-elution group and additional co-eluters for the group are shown with the number of the lowest IUPAC co-eluter.
E	The reported concentration exceeds the calibration range (upper point of the calibration curve) and is an estimated value.
EMPC	Represents an Estimated Maximum Possible Concentration. EMPCs arise in cases where the signal/noise ratio is not sufficient for peak identification (the determined ion-abundance ratio is outside the allowed theoretical range), or where there is a co-eluting interference.
H/h	If the standard recovery is below the method or SOP specified value "H" is assigned. If the obtained value is less than half the specified value "h" is assigned.
J	Indicates that an analyte has a concentration below the reporting limit (lowest point of the calibration curve) and is an estimated value.
ND	Indicates a non-detect.
NR or R	Indicates a value that is not reportable.
PR	Due to interference, the associated congener is poorly resolved.
QI	Indicates the presence of a quantitative interference.
SI	Denotes "Single Ion Mode" and is utilized for PCBs where the secondary ion trace has a significantly elevated noise level due to background PFK. Responses for such peaks are calculated using an EMPC approach based solely on the primary ion area(s) and may be considered estimates.
U	The analyte was not detected. The estimated detection limit (EDL) may be reported for this analyte.
V	The labeled standard recovery was found to be outside of the method control limits.



APPENDIX B: DRBC/TMDL SPECIFIC DATA QUALIFIERS / DATA ATTRIBUTES

J	The reported result is an estimate. The value is less than the minimum calibration level but greater than the estimated detection limit (EDL).
U	The analyte was not detected in the sample at the estimated detection limit (EDL).
E	The reported concentration is an estimate. The value exceeds the upper calibration range (upper point of the calibration curve).
D	Dilution Data. Result was obtained from the analysis of a dilution.
B	Analyte found in the sample and associated method blank.
C	Co-eluting congener
Cxx	Co-elutes with the indicated congener, data is reported under the lowest IUPAC congener. 'Xx' denotes the IUPAC number with the lowest numerical designated congener.
NR	Analyte is not reportable because of problems in sample preparation or analysis.
V	Labeled standard recovery is not within method control limits.
X	Results from re-injection/repeat/second-column analysis.
EMPC	Estimated maximum possible concentration. Indicates that a peak is identified but did not meet the method specified ion-abundance ratio.

APPENDIX C: LAB IDENTIFIERS

AR	Indicates use of the archived portion of the sample extract.
CU	Indicates a sample that required additional clean-up prior to MS injection/processing.
D	Indicates a dilution of the sample extract. The number that follows the "D" indicates the dilution factor.
DE	Indicates a dilution performed with the addition of ES (extraction standard) solution.
DUP	Designation for a duplicate sample.
MS	Designation for a matrix spike.
MSD	Designation for a matrix spike duplicate.
RJ	Indicates a reinjection of the sample extract.
S	Indicates a sample split. The number that follows the "S" indicates the split factor.



SGS CERTIFICATIONS

Alaska	17-012
Arkansas	18-042-0
California (ELAP)	ELAP Cert #2914
CLIA	34D1013708
Connecticut	PH-0258
USDA Soil Permit	P330-17-00055
American Association for Laboratory Accreditation (A2LA)	2726.01 (ISO 17025:2005, 2009 TNI, DoD ELAP QSM 5.1)
Florida DOH	E87634
Louisiana DEQ	4115
Louisiana DOH	LA031
Maine	2018018
Massachusetts	M-NC919
Minnesota (Primary NELAP For Method 23)	1535636
Mississippi	Reciprocity
Montana	0106
New Hampshire	208318 & 208518
New Jersey	NC100
New York	11685
North Carolina DEQ	481
North Dakota	R-197
Oregon	NC200002
Pennsylvania	68-03675
South Carolina	99029002
Texas	T104704260
US Coast Guard	16714/159.317/SGS
Vermont	VT-87634
Virginia	10101
Washington	C913
West Virginia	293

Rev. 06-Mar-2019

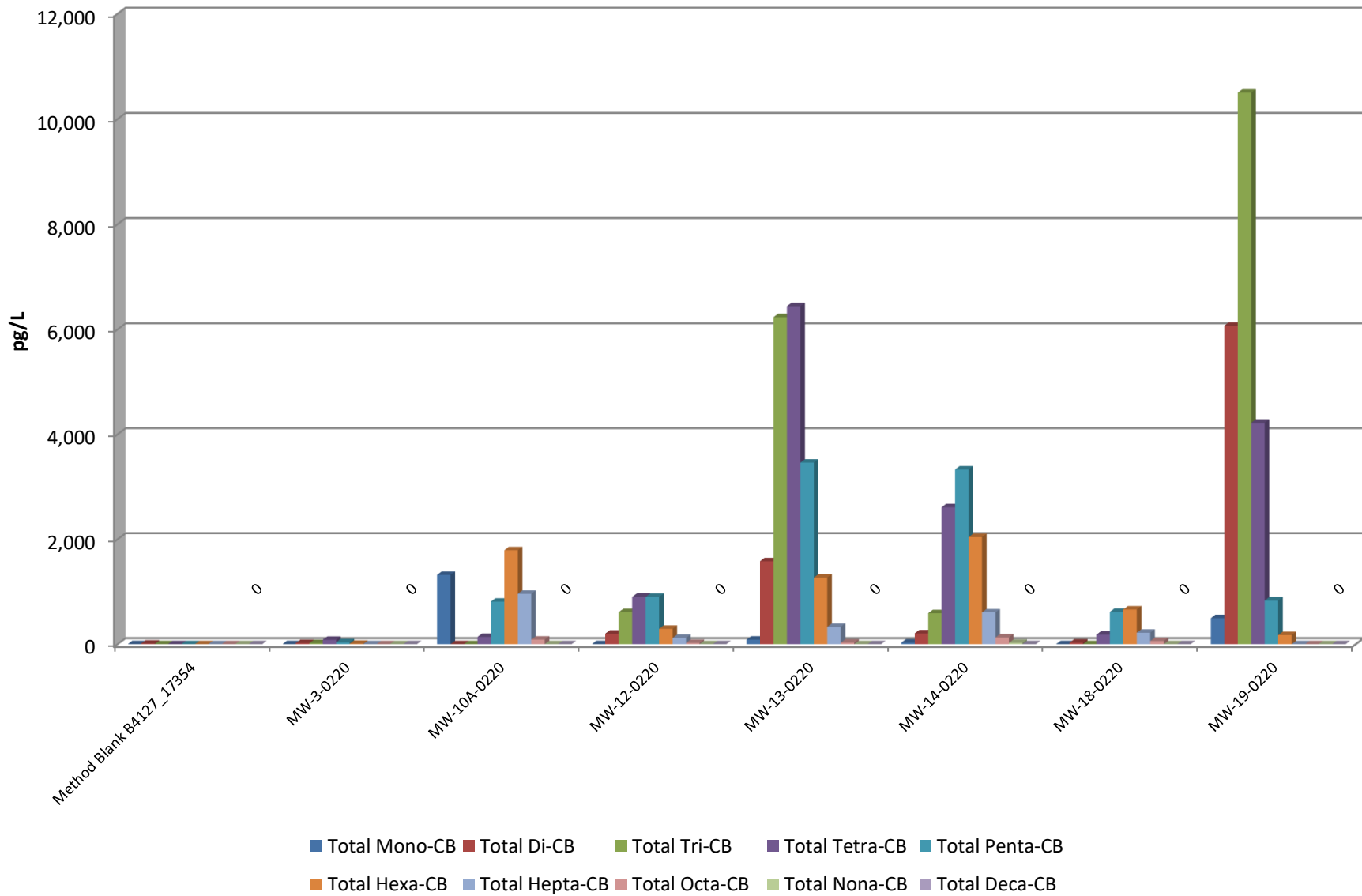
PCB Report		Method 1668A						
Analyte	Method Blank B4127_17354	MW-3-0220	MW-10A-0220	MW-12-0220	MW-13-0220	MW-14-0220	MW-18-0220	MW-19-0220
	pg/L	pg/L	pg/L	pg/L	pg/L	pg/L	pg/L	pg/L
PCB-77	(5.49)	(4.95)	(5.22)	(4.74)	(6.27)	(5.79)	(5.79)	17.7
PCB-81	(6.18)	(5.24)	(4.88)	(4.83)	(6.55)	(6.09)	(5.75)	(6.15)
PCB-105	(3.06)	(3.26)	24.8	32.7	69.3	106	25.5	25
PCB-114	(3.01)	(3.13)	(3.41)	(3.62)	(4.06)	(4.47)	(4.37)	(4.39)
PCB-118	(3.1)	[6.82]	59.7	97.4	212	391	[61.5]	71.9
PCB-123	(3.25)	(3.11)	(3.31)	(3.68)	(4.02)	(5)	(3.69)	(3.9)
PCB-126	(2.43)	(3.31)	(2.83)	(2.32)	(2.91)	(3.27)	(2.32)	(3.06)
PCB-156/157	(4.97)	(4.86)	[19]	[9.58]	29.2	48.5	8.38	(4.39)
PCB-167	(3.14)	(2.96)	10.1	(2.23)	9.83	[12.8]	(2.39)	(3)
PCB-169	(3.14)	(3.33)	(4.31)	(2.63)	(3.48)	(3.77)	(2.38)	(3.36)
PCB-189	(3.06)	(2.98)	(3.39)	(2.69)	(2.11)	(2.69)	(2.15)	(3.24)
Total Mono-CB	(3.27)	(4.38)	1,320	(3.65)	85.6	28.6	(5.08)	497
Total Di-CB	10.2	21.5	(6.77)	201	1,580	206	27.8	6,070
Total Tri-CB	(9.25)	18.8	(7.95)	611	6,230	590	(13.7)	10,500
Total Tetra-CB	(5.49)	82.6	138	901	6,440	2,610	181	4,220
Total Penta-CB	(3)	35.8	810	899	3,460	3,330	616	831
Total Hexa-CB	(3.53)	7.56	1,790	292	1,270	2,040	661	173
Total Hepta-CB	(3.96)	(3.79)	959	118	330	606	218	(4.61)
Total Octa-CB	(2.92)	(2.54)	86.9	23.1	28.2	127	59.9	(3)
Total Nona-CB	(8)	(6.88)	(9.64)	(8.57)	(8.22)	24.3	(9.02)	(8.92)
Total Deca-CB	(3.96)	(5.16)	(4.09)	(3.94)	(4.53)	(5.16)	(4.8)	(5.53)
TEQs (WHO 2005 M/H)								
ND = 0; EMPC = 0	0	0	0.00284	0.0039	0.00961	0.0164	0.00102	0.00468
ND = 0; EMPC = EMPC	0	0.000205	0.00341	0.00419	0.00961	0.0168	0.00286	0.00468
ND = DL/2; EMPC = 0	0.17	0.217	0.21	0.161	0.209	0.238	0.154	0.209
ND = DL/2; EMPC = EMPC	0.17	0.217	0.211	0.161	0.209	0.238	0.156	0.209
ND = DL; EMPC = 0	0.34	0.434	0.417	0.318	0.408	0.459	0.307	0.414
ND = DL; EMPC = EMPC	0.34	0.434	0.418	0.318	0.408	0.46	0.309	0.414

Checkcode 100-625-WYP/A 634-215-MZ/JA 846-113-FYQ/A 768-997-VJH/A 098-699-KWD/A 871-880-LKV/A 241-747-TWH/A 635-276-LCS/A

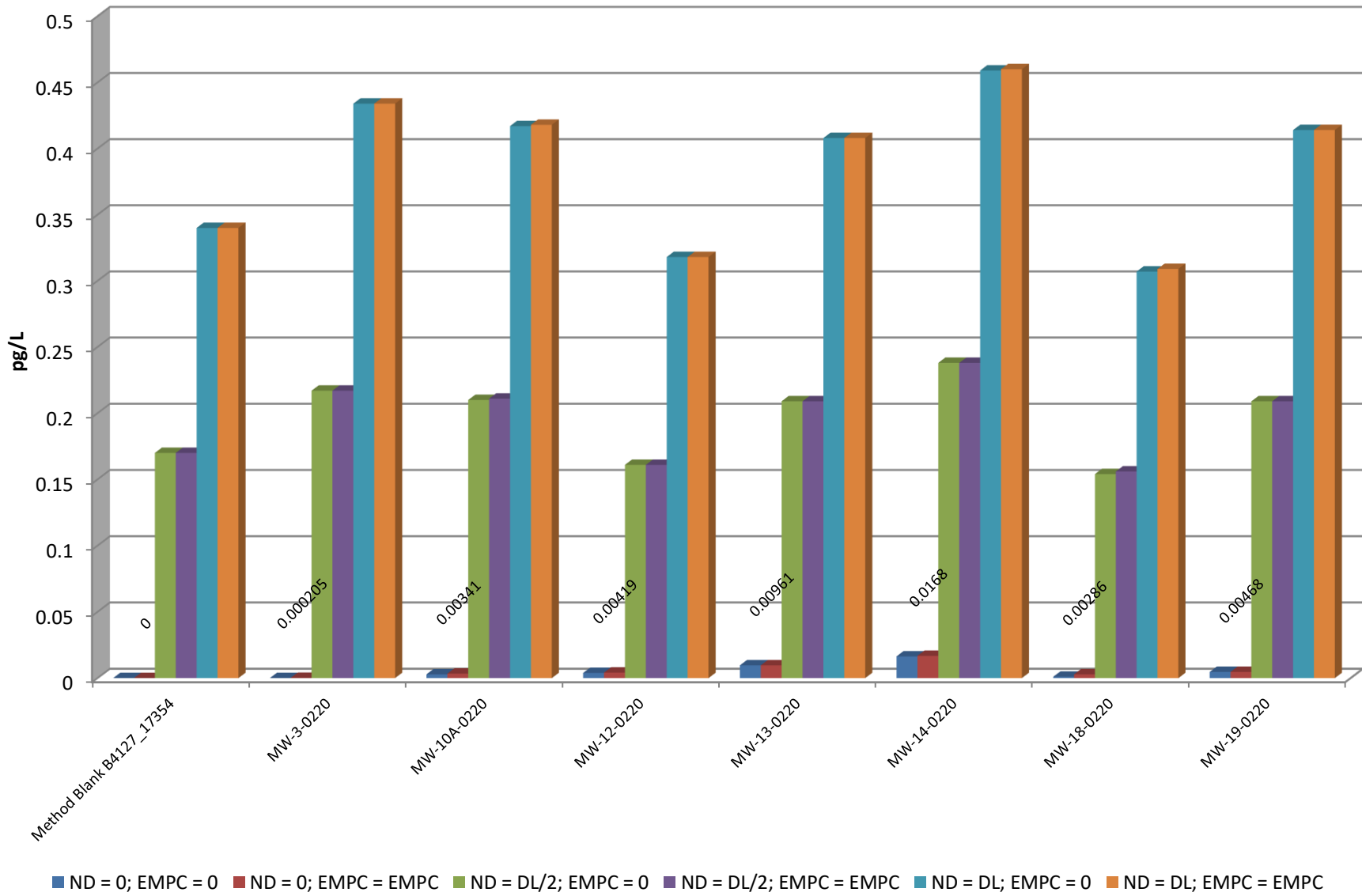
PCB Recoveries								Method 1668A
Standard	Method Blank B4127_17354	MW-3-0220	MW-10A-0220	MW-12-0220	MW-13-0220	MW-14-0220	MW-18-0220	MW-19-0220
ES PCB-1	67.7	66.8	41.3	74.5	71.7	67.5	64.9	78.4
ES PCB-3	66.4	67.5	77.4	73.9	73.4	69.5	64.4	71.9
ES PCB-4	58.7	59.8	67.6	70	65	61.8	59.1	64.5
ES PCB-15	68.5	75	58.5	80	84.5	78.1	73.1	74.2
ES PCB-19	68.7	71.4	82.4	82.3	78.6	74.6	71.4	74.9
ES PCB-39	79.9	82.9	74.7	95.3	93	90.9	80.8	84
ES PCB-54	76.9	69.8	19.3	84.8	70.6	77	72.2	78.4
ES PCB-77	86.6	82.7	85	95.4	90.5	90.3	91.9	86.3
ES PCB-81	86.8	82.2	84.6	93.9	89.9	89.4	90.1	86
ES PCB-104	78.3	89.8	87.5	84.4	88.1	93	71.3	85.2
ES PCB-105	88.6	93.2	94.2	97.9	94.7	98.9	94.3	91.1
ES PCB-114	84.9	93.3	92.1	92.5	93.3	97.8	89.5	87.9
ES PCB-118	82.7	92.8	93.6	92.4	95.2	97.2	89.5	90.3
ES PCB-123	83	93.3	96	93.9	94.9	96.8	92.4	89.5
ES PCB-126	99.7	97.1	89.6	99.8	99.6	100	99.3	94.9
ES PCB-153	81.8	96	89.3	98.2	99.4	89.8	88.6	89.5
ES PCB-155	81.1	98.3	101	93.8	97.2	94.4	82.7	94
ES PCB-156/157	94	104	81.7	102	101	98.7	98	102
ES PCB-167	92.6	102	88.6	97.1	96	97.1	93.1	98.8
ES PCB-169	101	107	76.2	102	101	100	100	103
ES PCB-170	75.5	83.5	88.5	93	83.8	95.1	86.9	86.6
ES PCB-180	79.4	82.3	82.6	89.1	83.6	92.8	84.8	82.6
ES PCB-188	76.3	86.1	89.8	90.3	84.5	83	80.2	83.7
ES PCB-189	89.7	94.4	88.9	99.1	97.6	101	97.1	94.8
ES PCB-202	85.1	96.6	85.9	96.7	93.8	90.5	91.5	93.7
ES PCB-205	96	88.5	88.2	96.7	94	93	93.7	91.4
ES PCB-206	95.7	89.5	90.7	93.1	90.9	93.7	95	88.5
ES PCB-208	85.6	88.5	86.9	94.7	89.8	95.8	90.8	88
ES PCB-209	104	93.8	99.4	97.8	92.1	96.3	101	96.7

Checkcode 100-625-WYP/A 634-215-MZ/J/A 846-113-FYQ/A 768-997-VJH/A 098-699-KWD/A 871-880-LKV/A 241-747-TWH/A 635-276-LCS/A

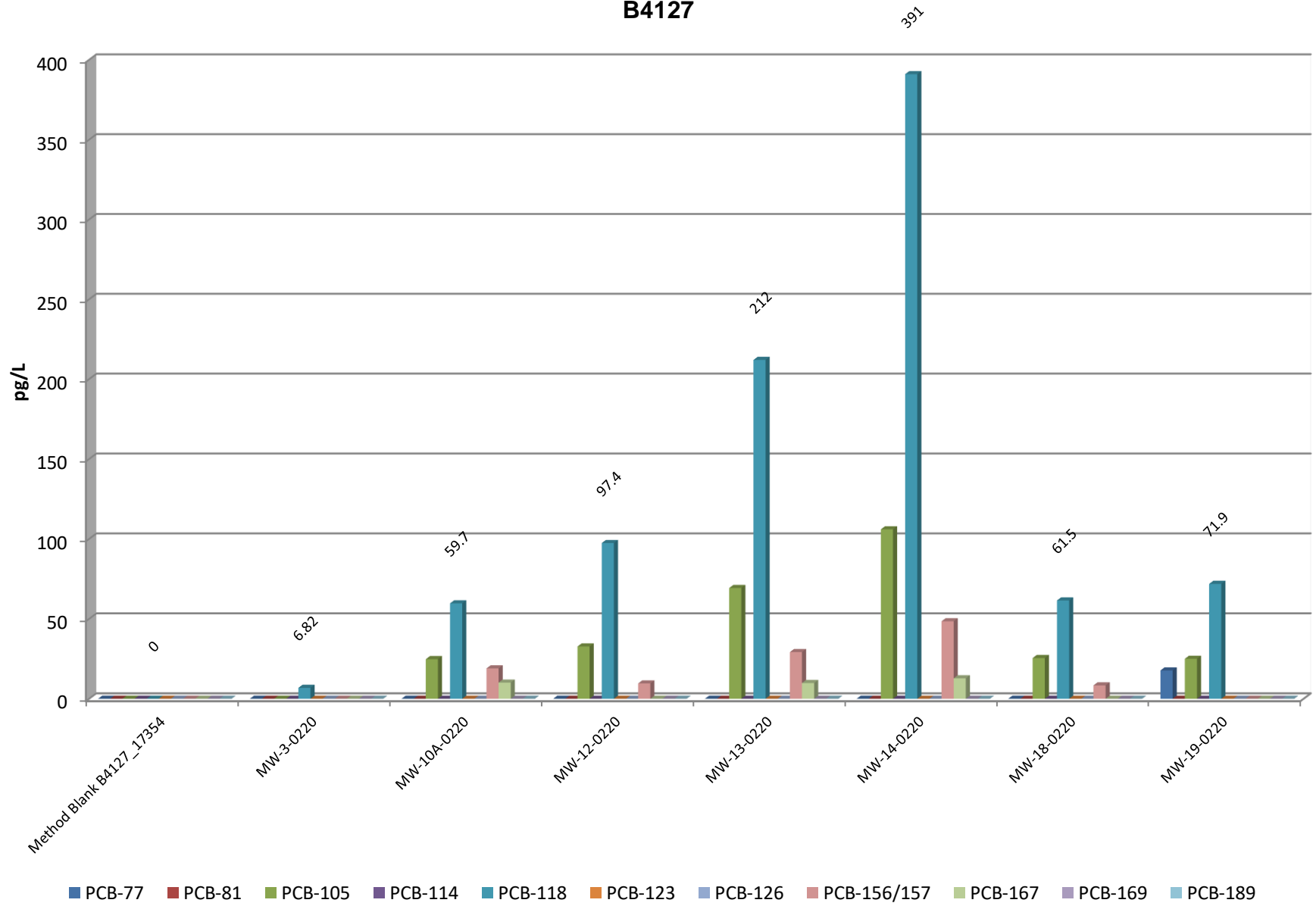
PCB Homologues
Project ID: Former E.A. Nord Inc.
B4127



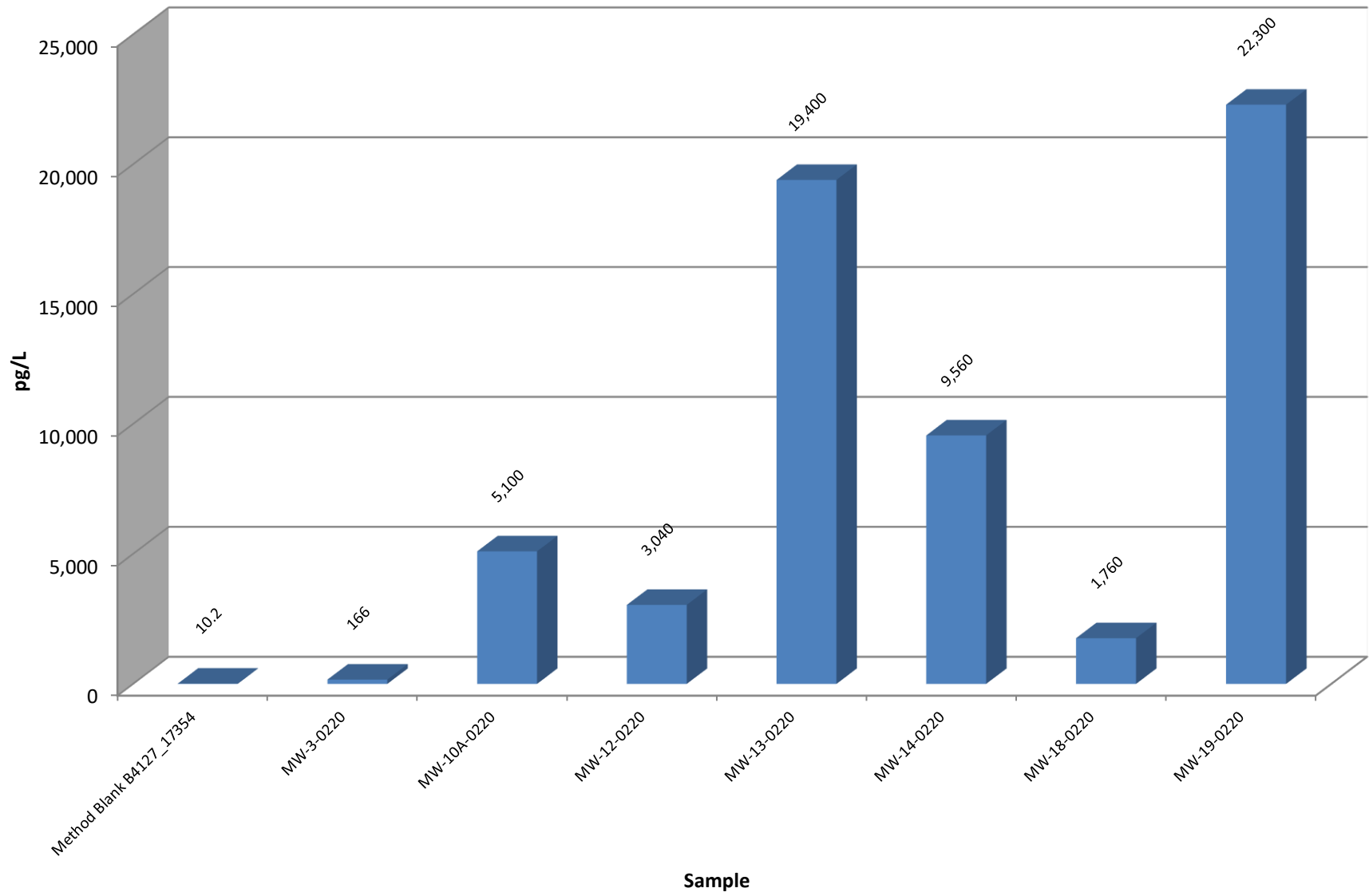
PCB TEQ
Project ID: Former E.A. Nord Inc.
B4127



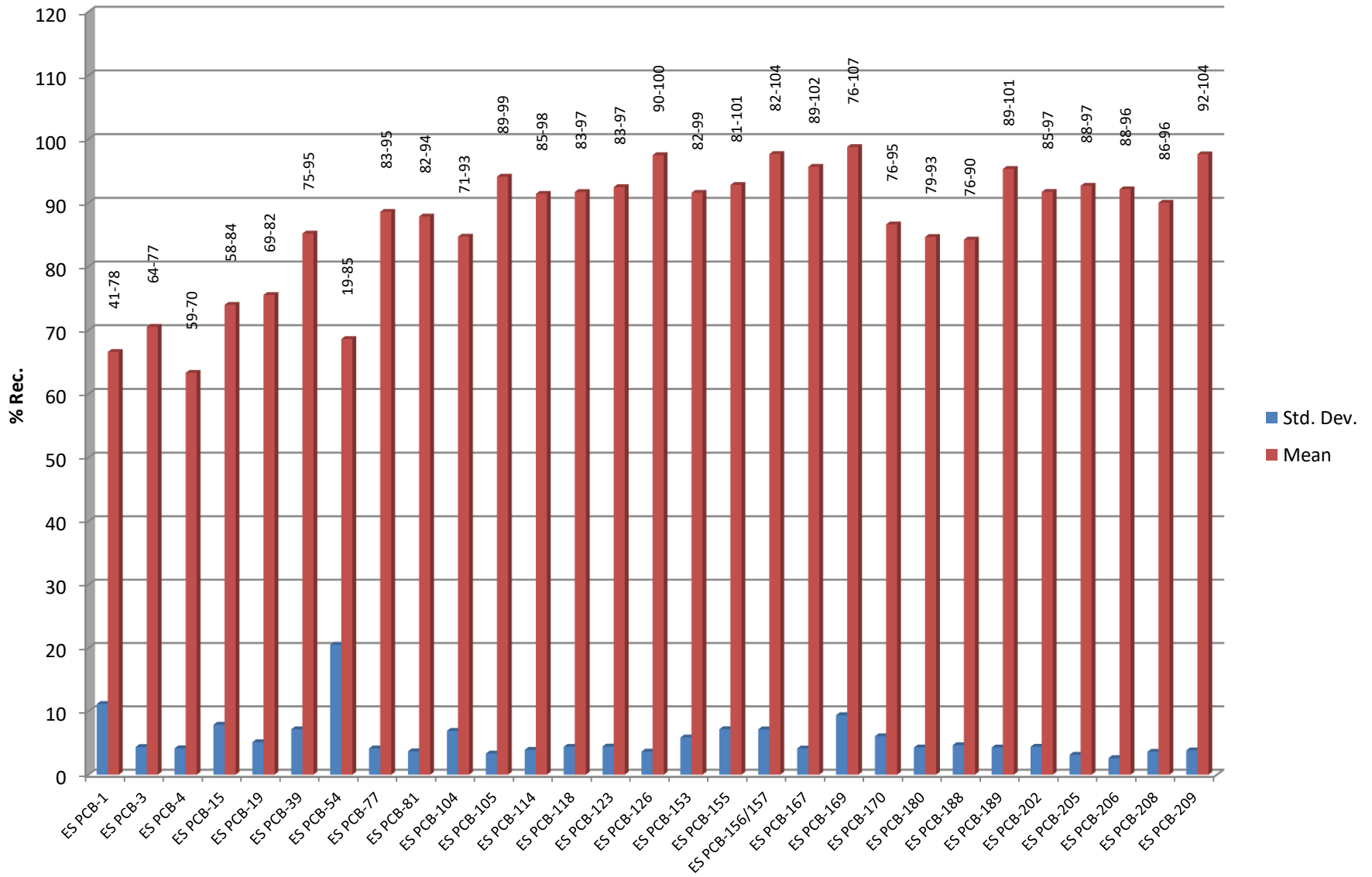
PCB WHO
Project ID: Former E.A. Nord Inc.
B4127



Total PCBs
Project ID: Former E.A. Nord Inc.
B4127



Mean Recoveries of Extraction Standards (N=8)
Project ID: Former E.A. Nord Inc.
B4127



Sample ID: MW-3-0220

Method 1668A

Client Data		Sample Data		Laboratory Data			
Name:	SLR International Corp	Matrix:	Aqueous	Project No.:	B4127	Date Received:	22-Feb-2020
Project ID:	Former E.A. Nord Inc.	Weight/Volume:	0.96 L	Sample ID:	B4127_17354_PCB_001	Date Extracted:	27-Feb-2020
Date Collected:	18-Feb-2020	pH	6	QC Batch No.:	17354	Date Analyzed:	03-Mar-2020
Analyte	Conc.	DL	EMPC	Qualifier	Standard	Recovery	
	pg/L	pg/L	pg/L				%
PCB-77 33'44'-TeCB	ND	4.95			ES PCB-1		66.8
PCB-81 344'5'-TeCB	ND	5.24			ES PCB-3		67.5
PCB-105 233'44'-PeCB	ND	3.26			ES PCB-4		59.8
PCB-114 2344'5'-PeCB	ND	3.13			ES PCB-15		75
PCB-118 23'44'5'-PeCB	EMPC		6.82	J	ES PCB-19		71.4
PCB-123 23'44'5'-PeCB	ND	3.11			ES PCB-37		82.9
PCB-126 33'44'5'-PeCB	ND	3.31			ES PCB-54		69.8
PCB-156/157 233'44'5'/233'44'5'-HxCB	ND	4.86		C	ES PCB-77		82.7
PCB-167 23'44'55'-HxCB	ND	2.96			ES PCB-81		82.2
PCB-169 33'44'55'-HxCB	ND	3.33			ES PCB-104		89.8
PCB-189 233'44'55'-HpCB	ND	2.98			ES PCB-105		93.2
					ES PCB-114		93.3
TEQs (WHO 2005 M/H)					ES PCB-118		92.8
					ES PCB-123		93.3
ND = 0	0		0.000205		ES PCB-126		97.1
ND = 0.5 x DL	0.217		0.217		ES PCB-153		96
ND = DL	0.434		0.434		ES PCB-155		98.3
					ES PCB-156/157		104
Totals					ES PCB-167		102
Mono-CB	ND	4.38			ES PCB-169		107
Di-CB	21.5				ES PCB-170		83.5
Tri-CB	18.8				ES PCB-180		82.3
Tetra-CB	82.6		99.8		ES PCB-188		86.1
Penta-CB	35.8		65.3		ES PCB-189		94.4
Hexa-CB	7.56		25.1		ES PCB-202		96.6
Hepta-CB	ND	3.79			ES PCB-205		88.5
Octa-CB	ND	2.54			ES PCB-206		89.5
Nona-CB	ND	6.88			ES PCB-208		88.5
Deca-CB	ND	5.16			ES PCB-209		93.8
					CS PCB-28		92.1
Total PCB (Mono-Deca)	166		230		CS PCB-111		91.9
					CS PCB-178		97.1



Sample ID: MW-3-0220

Method 1668A

Client Data		Sample Data			Laboratory Data				
Name:	SLR International Corp	Matrix:	Aqueous	Project No.:	B4127	Date Received:	22-Feb-2020		
Project ID:	Former E.A. Nord Inc.	Weight/Volume:	0.96 L	Sample ID:	B4127_17354_PCB_001	Date Extracted:	27-Feb-2020		
Date Collected:	18-Feb-2020	pH	6	QC Batch No.:	17354	Date Analyzed:	03-Mar-2020		
		Units	pg/L	Checkcode:	634-215-MZJ/A	Time Analyzed:	15:10:16		

Mono	Conc.	Qualifiers	Tri	Conc.	Qualifiers	Tetra	Conc.	Qualifiers	Tetra	Conc.	Qualifiers
PCB-1	(4.08)		PCB-19	(11.7)		PCB-54	(4.5)		PCB-72	(4.81)	
PCB-2	(4.29)		PCB-30/18	18.8	J C	PCB-50/53	(6.13)	C	PCB-68	(5.15)	
PCB-3	(4.68)		PCB-17	(11.4)		PCB-45	(8.88)		PCB-57	(5.17)	
			PCB-27	(8.32)		PCB-51	(5.42)		PCB-58	(4.52)	
Conc.	0		PCB-24	(7.98)		PCB-46	(7.76)		PCB-67	(4.45)	
EMPC	0		PCB-16	(12)		PCB-52	23.9		PCB-63	(5.42)	
			PCB-32	(7.61)		PCB-73	(4.65)		PCB-61/70/74/76	13.7	J C
Di	Conc.	Qualifiers	PCB-34	(9.67)		PCB-43	(6.33)		PCB-66	(4.66)	
PCB-4	(12)		PCB-23	(9.66)		PCB-69/49	[10.6]	J EMPC C	PCB-55	(4.74)	
PCB-10	(8.4)		PCB-26/29	(9.64)	C	PCB-48	(6.83)		PCB-56	(4.97)	
PCB-9	(10.1)		PCB-25	(7.88)		PCB-44/47/65	38.2	C	PCB-60	(5.89)	
PCB-7	(10.8)		PCB-31	(8.29)		PCB-59/62/75	(5.19)	C	PCB-80	(4.93)	
PCB-6	(9.54)		PCB-28/20	(9.12)	C	PCB-42	(6.83)		PCB-79	(4.36)	
PCB-5	(11.7)		PCB-21/33	(9.17)	C	PCB-41	(8.59)		PCB-78	(5.28)	
PCB-8	(9.17)		PCB-22	(8.52)		PCB-71/40	[6.64]	J EMPC C	PCB-81	(5.24)	
PCB-14	(11)		PCB-36	(8.52)		PCB-64	6.76	J	PCB-77	(4.95)	
PCB-11	21.5	B	PCB-39	(9.41)							
PCB-13/12	(10.9)	C	PCB-38	(9.47)							
PCB-15	(9.95)		PCB-35	(9.91)							
			PCB-37	(9.78)							
Conc.	21.5		Conc.	18.8					Conc.	82.6	
EMPC	21.5		EMPC	18.8					EMPC	99.8	


 5500 Business Drive
 Wilmington, NC 28405, USA
 Tel: +1 910 794-1613
 www.us.sgs.com

Totals	Conc.	EMPC
Mono-Tri	40.3	40.3
Tetra-Hexa	126	190
Hepta-Deca	0	0
Mono-Deca	166	230

Sample ID: MW-3-0220
Method 1668A

Penta	Conc.	Qualifiers	Penta	Conc.	Qualifiers	Hexa	Conc.	Qualifiers	Hexa	Conc.	Qualifiers
PCB-104	(3.08)		PCB-108/119/86/97/125/87	(3.52)	C	PCB-155	(1.86)		PCB-165	(2.31)	
PCB-96	(3.15)		PCB-117	(3.15)		PCB-152	(1.84)		PCB-146	(2.45)	
PCB-103	(4.06)		PCB-116/85	(3.82)	C	PCB-150	(2.05)		PCB-161	(2.05)	
PCB-94	(4.93)		PCB-110	12.6		PCB-136	(2.22)		PCB-153/168	7.56	J C
PCB-95	[17.7]	EMPC	PCB-115	(2.71)		PCB-145	(1.97)		PCB-141	(2.92)	
PCB-100/93	(4.45)	C	PCB-82	(4.42)		PCB-148	(2.97)		PCB-130	(3.58)	
PCB-102	(3.19)		PCB-111	(3.17)		PCB-151/135	(2.97)	C	PCB-137	(3.24)	
PCB-98	(4.05)		PCB-120	(2.56)		PCB-154	(2.74)		PCB-164	(2.01)	
PCB-88	(4.83)		PCB-107/124	(3.03)	C	PCB-144	(2.95)		PCB-163/138/129	[8.46]	J EMPC C
PCB-91	(3.87)		PCB-109	(2.81)		PCB-147/149	[9.08]	J EMPC C	PCB-160	(2.32)	
PCB-84	9.21	J	PCB-123	(3.11)		PCB-134	(3.39)		PCB-158	(2.17)	
PCB-89	(4.16)		PCB-106	(2.8)		PCB-143	(3.21)		PCB-128/166	(3.28)	C
PCB-121	(2.9)		PCB-118	[6.82]	J EMPC	PCB-139/140	(2.8)	C	PCB-159	(2.5)	
PCB-92	(4.66)		PCB-122	(3.62)		PCB-131	(3.24)		PCB-162	(2.94)	
PCB-113/90/101	14	J C	PCB-114	(3.13)		PCB-142	(3.38)		PCB-167	(2.96)	
PCB-83	(5.61)		PCB-105	(3.26)		PCB-132	(3.08)		PCB-156/157	(4.86)	C
PCB-99	[4.99]	J EMPC	PCB-127	(2.95)		PCB-133	(2.88)		PCB-169	(3.33)	
PCB-112	(2.65)		PCB-126	(3.31)							
			Conc.	35.8					Conc.	7.56	
			EMPC	65.3					EMPC	25.1	
Hepta	Conc.	Qualifiers	Hepta	Conc.	Qualifiers	Octa	Conc.	Qualifiers	Nona	Conc.	Qualifiers
PCB-188	(2.36)		PCB-174	(4.76)		PCB-202	(2.17)		PCB-208	(5.04)	
PCB-179	(2.03)		PCB-177	(4.72)		PCB-201	(2.46)		PCB-207	(5.05)	
PCB-184	(2.39)		PCB-181	(4.37)		PCB-204	(2.08)		PCB-206	(8.72)	
PCB-176	(2.58)		PCB-171/173	(5.03)	C	PCB-197	(2.21)				
PCB-186	(2.08)		PCB-172	(4.82)		PCB-200	(2.28)		Conc.	0	
PCB-178	(3.49)		PCB-192	(3.25)		PCB-198/199	(2.57)	C	EMPC	0	
PCB-175	(5.01)		PCB-180/193	(3.94)	C	PCB-196	(2.92)				
PCB-187	(3.98)		PCB-191	(3.66)		PCB-203	(2.32)		Deca	Conc.	Qualifiers
PCB-182	(4.1)		PCB-170	(5.11)		PCB-195	(3.71)		PCB-209	(5.16)	
PCB-183	(4.63)		PCB-190	(3.5)		PCB-194	(3.36)				
PCB-185	(4.71)		PCB-189	(2.98)		PCB-205	(2.92)				
			Conc.	0		Conc.	0				
			EMPC	0		EMPC	0				

Sample ID: MW-10A-0220

Method 1668A


Client Data		Sample Data		Laboratory Data			
Name:	SLR International Corp	Matrix:	Aqueous	Project No.:	B4127	Date Received:	22-Feb-2020
Project ID:	Former E.A. Nord Inc.	Weight/Volume:	1.01 L	Sample ID:	B4127_17354_PCB_002	Date Extracted:	27-Feb-2020
Date Collected:	18-Feb-2020	pH	6	QC Batch No.:	17354	Date Analyzed:	03-Mar-2020
Analyte	Conc.	DL	EMPC	Qualifier	Standard	Recovery	
	pg/L	pg/L	pg/L			%	
PCB-77 33'44'-TeCB	ND	5.22			ES PCB-1	41.3	
PCB-81 344'5'-TeCB	ND	4.88			ES PCB-3	77.4	
PCB-105 233'44'-PeCB	24.8				ES PCB-4	67.6	
PCB-114 2344'5'-PeCB	ND	3.41			ES PCB-15	58.5	
PCB-118 23'44'5'-PeCB	59.7				ES PCB-19	82.4	
PCB-123 23'44'5'-PeCB	ND	3.31			ES PCB-37	74.7	
PCB-126 33'44'5'-PeCB	ND	2.83			ES PCB-54	19.3 V	
PCB-156/157 233'44'5'/233'44'5'-HxCB	EMPC		19	J C	ES PCB-77	85	
PCB-167 23'44'55'-HxCB	10.1				ES PCB-81	84.6	
PCB-169 33'44'55'-HxCB	ND	4.31			ES PCB-104	87.5	
PCB-189 233'44'55'-HpCB	ND	3.39			ES PCB-105	94.2	
					ES PCB-114	92.1	
TEQs (WHO 2005 M/H)					ES PCB-118	93.6	
					ES PCB-123	96	
ND = 0	0.00284		0.00341		ES PCB-126	89.6	
ND = 0.5 x DL	0.21		0.211		ES PCB-153	89.3	
ND = DL	0.417		0.418		ES PCB-155	101	
					ES PCB-156/157	81.7	
Totals					ES PCB-167	88.6	
Mono-CB	1,320				ES PCB-169	76.2	
Di-CB	ND	6.77			ES PCB-170	88.5	
Tri-CB	ND	7.95			ES PCB-180	82.6	
Tetra-CB	138		152		ES PCB-188	89.8	
Penta-CB	810		819		ES PCB-189	88.9	
Hexa-CB	1,790		2,050		ES PCB-202	85.9	
Hepta-CB	959		1,040		ES PCB-205	88.2	
Octa-CB	86.9		159		ES PCB-206	90.7	
Nona-CB	ND	9.64			ES PCB-208	86.9	
Deca-CB	ND	4.09			ES PCB-209	99.4	
					CS PCB-28	96.1	
Total PCB (Mono-Deca)	5,100		5,550		CS PCB-111	92.2	
					CS PCB-178	94.8	



Sample ID: MW-10A-0220

Method 1668A

Client Data			Sample Data			Laboratory Data			Date Received: 22-Feb-2020		
Name: SLR International Corp			Matrix: Aqueous			Project No.: B4127			Date Received: 22-Feb-2020		
Project ID: Former E.A. Nord Inc.			Weight/Volume: 1.01 L			Sample ID: B4127_17354_PCB_002			Date Extracted: 27-Feb-2020		
Date Collected: 18-Feb-2020			pH: 6			QC Batch No.: 17354			Date Analyzed: 03-Mar-2020		
			Units: pg/L			Checkcode: 846-113-FYQ/A			Time Analyzed: 16:07:57		
Mono	Conc.	Qualifiers	Tri	Conc.	Qualifiers	Tetra	Conc.	Qualifiers	Tetra	Conc.	Qualifiers
PCB-1	286		PCB-19	(8.79)		PCB-54	(41.7)		PCB-72	(4.48)	
PCB-2	558		PCB-30/18	(6.12)	C	PCB-50/53	(4.79)	C	PCB-68	11.9	
PCB-3	480		PCB-17	(8.55)		PCB-45	(6.93)		PCB-57	(4.81)	
			PCB-27	(6.23)		PCB-51	15.8		PCB-58	(4.21)	
Conc.	1,320		PCB-24	(5.97)		PCB-46	(6.06)		PCB-67	(4.14)	
EMPC	1,320		PCB-16	(8.96)		PCB-52	22.9		PCB-63	(5.05)	
			PCB-32	(5.7)		PCB-73	(3.63)		PCB-61/70/74/76	17.4	J C
Di	Conc.	Qualifiers	PCB-34	(7.05)		PCB-43	(4.94)		PCB-66	[6.58]	J EMPC
PCB-4	(6.16)		PCB-23	(7.04)		PCB-69/49	[6.76]	J EMPC C	PCB-55	(4.42)	
PCB-10	(4.33)		PCB-26/29	(7.02)	C	PCB-48	(5.33)		PCB-56	(4.63)	
PCB-9	(7.48)		PCB-25	(5.74)		PCB-44/47/65	70.5	C	PCB-60	(5.49)	
PCB-7	(8.04)		PCB-31	(6.04)		PCB-59/62/75	(4.05)	C	PCB-80	(4.59)	
PCB-6	(7.08)		PCB-28/20	(6.64)	C	PCB-42	(5.33)		PCB-79	(4.06)	
PCB-5	(8.66)		PCB-21/33	(6.68)	C	PCB-41	(6.71)		PCB-78	(4.92)	
PCB-8	(6.8)		PCB-22	(6.2)		PCB-71/40	(4.82)	C	PCB-81	(4.88)	
PCB-14	(8.16)		PCB-36	(6.21)		PCB-64	(4.02)		PCB-77	(5.22)	
PCB-11	(6.24)		PCB-39	(6.85)							
PCB-13/12	(8.09)	C	PCB-38	(6.9)							
PCB-15	(7.38)		PCB-35	(7.22)							
			PCB-37	(7.12)							
Conc.	0		Conc.	0					Conc.	138	
EMPC	0		EMPC	0					EMPC	152	

 <p>5500 Business Drive Wilmington, NC 28405, USA Tel: +1 910 794-1613 www.us.sgs.com</p>	Totals	Conc.	EMPC
	Mono-Tri	1,320	1,320
	Tetra-Hexa	2,730	3,020
	Hepta-Deca	1,050	1,200
	Mono-Deca	5,100	5,550

Sample ID: MW-10A-0220						Method 1668A					
Penta	Conc.	Qualifiers	Penta	Conc.	Qualifiers	Hexa	Conc.	Qualifiers	Hexa	Conc.	Qualifiers
PCB-104	(2.17)		PCB-108/119/86/97/125/87	51.5	J C	PCB-155	(1.92)		PCB-165	(2.47)	
PCB-96	(2.21)		PCB-117	(3.36)		PCB-152	(1.89)		PCB-146	84.7	
PCB-103	9.71	J	PCB-116/85	[9.82]	J EMPC C	PCB-150	(2.11)		PCB-161	(2.19)	
PCB-94	(5.25)		PCB-110	175		PCB-136	69.6		PCB-153/168	403	C
PCB-95	192		PCB-115	(2.89)		PCB-145	(2.03)		PCB-141	79.6	
PCB-100/93	(4.74)	C	PCB-82	(4.71)		PCB-148	(3.18)		PCB-130	26.2	
PCB-102	(3.4)		PCB-111	(3.37)		PCB-151/135	[182]	EMPC C	PCB-137	(3.46)	
PCB-98	(4.31)		PCB-120	(2.72)		PCB-154	[9.73]	J EMPC	PCB-164	[26.7]	EMPC
PCB-88	(5.14)		PCB-107/124	(3.23)	C	PCB-144	[16.5]	EMPC	PCB-163/138/129	418	C
PCB-91	16.4		PCB-109	6.35	J	PCB-147/149	449	C	PCB-160	(2.48)	
PCB-84	30.1		PCB-123	(3.31)		PCB-134	19.1		PCB-158	31.2	
PCB-89	(4.43)		PCB-106	(2.98)		PCB-143	(3.44)		PCB-128/166	48.5	C
PCB-121	(3.09)		PCB-118	59.7		PCB-139/140	[6.88]	J EMPC C	PCB-159	(2.54)	
PCB-92	46.3		PCB-122	(3.94)		PCB-131	(3.46)		PCB-162	(2.99)	
PCB-113/90/101	144	C	PCB-114	(3.41)		PCB-142	(3.61)		PCB-167	10.1	
PCB-83	(5.97)		PCB-105	24.8		PCB-132	147		PCB-156/157	[19]	J EMPC C
PCB-99	53.1		PCB-127	(3.06)		PCB-133	[6.87]	J EMPC	PCB-169	(4.31)	
PCB-112	(2.82)		PCB-126	(2.83)							
			Conc.	810					Conc.	1,790	
			EMPC	819					EMPC	2,050	
Hepta	Conc.	Qualifiers	Hepta	Conc.	Qualifiers	Octa	Conc.	Qualifiers	Nona	Conc.	Qualifiers
PCB-188	(1.9)		PCB-174	147		PCB-202	[10.2]	EMPC	PCB-208	(6.56)	
PCB-179	40.9		PCB-177	[66.8]	EMPC	PCB-201	6.76	J	PCB-207	(6.58)	
PCB-184	(1.93)		PCB-181	(4.66)		PCB-204	(2.34)		PCB-206	(12.7)	
PCB-176	19.4		PCB-171/173	34.9	C	PCB-197	(2.48)				
PCB-186	(1.68)		PCB-172	[18.2]	EMPC	PCB-200	(2.56)		Conc.	0	
PCB-178	27.8		PCB-192	(3.46)		PCB-198/199	36.8	C	EMPC	0	
PCB-175	(5.34)		PCB-180/193	295	C	PCB-196	[18]	EMPC			
PCB-187	170		PCB-191	(3.9)		PCB-203	22.9		Deca	Conc.	Qualifiers
PCB-182	(4.36)		PCB-170	113		PCB-195	20.5		PCB-209	(4.09)	
PCB-183	82.4		PCB-190	13.3		PCB-194	[43.5]	EMPC			
PCB-185	15.5		PCB-189	(3.39)		PCB-205	(3.2)				
			Conc.	959		Conc.	86.9				
			EMPC	1,040		EMPC	159				

Sample ID: MW-12-0220

Method 1668A

Client Data		Sample Data		Laboratory Data			
Name:	SLR International Corp	Matrix:	Aqueous	Project No.:	B4127	Date Received:	22-Feb-2020
Project ID:	Former E.A. Nord Inc.	Weight/Volume:	0.95 L	Sample ID:	B4127_17354_PCB_003	Date Extracted:	27-Feb-2020
Date Collected:	19-Feb-2020	pH	7	QC Batch No.:	17354	Date Analyzed:	03-Mar-2020
Analyte	Conc.	DL	EMPC	Qualifier	Standard	Recovery	
	pg/L	pg/L	pg/L				%
PCB-77 33'44'-TeCB	ND	4.74			ES PCB-1		74.5
PCB-81 344'5'-TeCB	ND	4.83			ES PCB-3		73.9
PCB-105 233'44'-PeCB	32.7				ES PCB-4		70
PCB-114 2344'5'-PeCB	ND	3.62			ES PCB-15		80
PCB-118 23'44'5'-PeCB	97.4				ES PCB-19		82.3
PCB-123 23'44'5'-PeCB	ND	3.68			ES PCB-37		95.3
PCB-126 33'44'5'-PeCB	ND	2.32			ES PCB-54		84.8
PCB-156/157 233'44'5'/233'44'5'-HxCB	EMPC		9.58	J C	ES PCB-77		95.4
PCB-167 23'44'55'-HxCB	ND	2.23			ES PCB-81		93.9
PCB-169 33'44'55'-HxCB	ND	2.63			ES PCB-104		84.4
PCB-189 233'44'55'-HpCB	ND	2.69			ES PCB-105		97.9
					ES PCB-114		92.5
TEQs (WHO 2005 M/H)					ES PCB-118		92.4
					ES PCB-123		93.9
ND = 0	0.0039		0.00419		ES PCB-126		99.8
ND = 0.5 x DL	0.161		0.161		ES PCB-153		98.2
ND = DL	0.318		0.318		ES PCB-155		93.8
					ES PCB-156/157		102
Totals					ES PCB-167		97.1
Mono-CB	ND	3.65			ES PCB-169		102
Di-CB	201				ES PCB-170		93
Tri-CB	611		680		ES PCB-180		89.1
Tetra-CB	901		973		ES PCB-188		90.3
Penta-CB	899				ES PCB-189		99.1
Hexa-CB	292		422		ES PCB-202		96.7
Hepta-CB	118		126		ES PCB-205		96.7
Octa-CB	23.1		44.9		ES PCB-206		93.1
Nona-CB	ND	8.57			ES PCB-208		94.7
Deca-CB	ND	3.94			ES PCB-209		97.8
					CS PCB-28		96.3
Total PCB (Mono-Deca)	3,040		3,350		CS PCB-111		91.5
					CS PCB-178		96.5

Sample ID: MW-12-0220

Method 1668A

Client Data		Sample Data			Laboratory Data				
Name:	SLR International Corp	Matrix:	Aqueous	Project No.:	B4127	Date Received:	22-Feb-2020		
Project ID:	Former E.A. Nord Inc.	Weight/Volume:	0.95 L	Sample ID:	B4127_17354_PCB_003	Date Extracted:	27-Feb-2020		
Date Collected:	19-Feb-2020	pH	7	QC Batch No.:	17354	Date Analyzed:	03-Mar-2020		
		Units	pg/L	Checkcode:	768-997-VJH/A	Time Analyzed:	17:05:38		

Mono	Conc.	Qualifiers	Tri	Conc.	Qualifiers	Tetra	Conc.	Qualifiers	Tetra	Conc.	Qualifiers
PCB-1	(3.33)		PCB-19	32.4		PCB-54	(3.75)		PCB-72	(4.43)	
PCB-2	(3.65)		PCB-30/18	159	C	PCB-50/53	[26.8]	EMPC C	PCB-68	(4.75)	
PCB-3	(3.97)		PCB-17	80.9		PCB-45	31.3		PCB-57	(4.76)	
			PCB-27	[13.3]	EMPC	PCB-51	41.7		PCB-58	(4.16)	
Conc.	0		PCB-24	(7.71)		PCB-46	(5.83)		PCB-67	(4.1)	
EMPC	0		PCB-16	63.7		PCB-52	206		PCB-63	(4.99)	
			PCB-32	54		PCB-73	(3.49)		PCB-61/70/74/76	119	C
Di	Conc.	Qualifiers	PCB-34	(7.77)		PCB-43	(4.76)		PCB-66	61.7	
PCB-4	84.1		PCB-23	(7.76)		PCB-69/49	94.6	C	PCB-55	(4.37)	
PCB-10	(6.08)		PCB-26/29	[15.1]	J EMPC C	PCB-48	[20.3]	EMPC	PCB-56	[25.9]	EMPC
PCB-9	(6.66)		PCB-25	(6.33)		PCB-44/47/65	176	C	PCB-60	12.5	
PCB-7	(7.15)		PCB-31	79.6		PCB-59/62/75	11.2	J C	PCB-80	(4.54)	
PCB-6	11.5		PCB-28/20	100	C	PCB-42	34		PCB-79	(4.02)	
PCB-5	(7.7)		PCB-21/33	41.3	C	PCB-41	(6.46)		PCB-78	(4.87)	
PCB-8	58.6		PCB-22	[24.7]	EMPC	PCB-71/40	55.3	C	PCB-81	(4.83)	
PCB-14	(7.26)		PCB-36	(6.84)		PCB-64	57.4		PCB-77	(4.74)	
PCB-11	21.3	B	PCB-39	(7.55)							
PCB-13/12	(7.2)	C	PCB-38	(7.6)							
PCB-15	25		PCB-35	(7.96)							
			PCB-37	[15.9]	EMPC						
Conc.	201		Conc.	611					Conc.	901	
EMPC	201		EMPC	680					EMPC	973	


 5500 Business Drive
 Wilmington, NC 28405, USA
 Tel: +1 910 794-1613
 www.us.sgs.com

Totals	Conc.	EMPC
Mono-Tri	811	880
Tetra-Hexa	2,090	2,300
Hepta-Deca	141	171
Mono-Deca	3,040	3,350

Sample ID: MW-12-0220						Method 1668A					
Penta	Conc.	Qualifiers	Penta	Conc.	Qualifiers	Hexa	Conc.	Qualifiers	Hexa	Conc.	Qualifiers
PCB-104	(2.9)		PCB-108/119/86/97/125/87	98.2	C	PCB-155	(2.01)		PCB-165	(2.31)	
PCB-96	(2.96)		PCB-117	(3.73)		PCB-152	(1.98)		PCB-146	[11.8]	EMPC
PCB-103	(4.8)		PCB-116/85	20.8	J C	PCB-150	(2.21)		PCB-161	(2.05)	
PCB-94	(5.84)		PCB-110	159		PCB-136	17.2		PCB-153/168	86.3	C
PCB-95	155		PCB-115	(3.21)		PCB-145	(2.13)		PCB-141	[14.9]	EMPC
PCB-100/93	(5.26)	C	PCB-82	16.2		PCB-148	(2.98)		PCB-130	(3.59)	
PCB-102	(3.78)		PCB-111	(3.75)		PCB-151/135	34.2	C	PCB-137	(3.24)	
PCB-98	(4.79)		PCB-120	(3.02)		PCB-154	(2.75)		PCB-164	(2.01)	
PCB-88	(5.71)		PCB-107/124	(3.59)	C	PCB-144	(2.96)		PCB-163/138/129	[94.5]	EMPC C
PCB-91	24.8		PCB-109	(3.33)		PCB-147/149	84.9	C	PCB-160	(2.32)	
PCB-84	46.5		PCB-123	(3.68)		PCB-134	(3.4)		PCB-158	11.6	
PCB-89	(4.92)		PCB-106	(3.31)		PCB-143	(3.22)		PCB-128/166	18.4	J C
PCB-121	(3.43)		PCB-118	97.4		PCB-139/140	(2.8)	C	PCB-159	(1.88)	
PCB-92	29.1		PCB-122	(4.19)		PCB-131	(3.24)		PCB-162	(2.21)	
PCB-113/90/101	163	C	PCB-114	(3.62)		PCB-142	(3.38)		PCB-167	(2.23)	
PCB-83	(6.63)		PCB-105	32.7		PCB-132	38.9		PCB-156/157	[9.58]	J EMPC C
PCB-99	56.9		PCB-127	(3.26)		PCB-133	(2.89)		PCB-169	(2.63)	
PCB-112	(3.14)		PCB-126	(2.32)							
			Conc.	899					Conc.	292	
			EMPC	899					EMPC	422	
Hepta	Conc.	Qualifiers	Hepta	Conc.	Qualifiers	Octa	Conc.	Qualifiers	Nona	Conc.	Qualifiers
PCB-188	(2.13)		PCB-174	21.9		PCB-202	(1.93)		PCB-208	(5.54)	
PCB-179	[7.86]	J EMPC	PCB-177	(4.12)		PCB-201	(2.19)		PCB-207	(5.56)	
PCB-184	(2.15)		PCB-181	(3.82)		PCB-204	(1.85)		PCB-206	(11.6)	
PCB-176	(2.33)		PCB-171/173	(4.39)	C	PCB-197	(1.96)				
PCB-186	(1.88)		PCB-172	(4.21)		PCB-200	(2.02)		Conc.	0	
PCB-178	(3.15)		PCB-192	(2.83)		PCB-198/199	23.1	C	EMPC	0	
PCB-175	(4.38)		PCB-180/193	41.2	C	PCB-196	(2.59)				
PCB-187	24.4		PCB-191	(3.2)		PCB-203	[10]	J EMPC	Deca	Conc.	Qualifiers
PCB-182	(3.58)		PCB-170	14.9		PCB-195	(4.19)		PCB-209	(3.94)	
PCB-183	15.6		PCB-190	(3.29)		PCB-194	[11.7]	EMPC			
PCB-185	(4.11)		PCB-189	(2.69)		PCB-205	(3.29)				
			Conc.	118		Conc.	23.1				
			EMPC	126		EMPC	44.9				

Sample ID: MW-13-0220

Method 1668A

Client Data		Sample Data		Laboratory Data			
Name:	SLR International Corp	Matrix:	Aqueous	Project No.:	B4127	Date Received:	22-Feb-2020
Project ID:	Former E.A. Nord Inc.	Weight/Volume:	0.94 L	Sample ID:	B4127_17354_PCB_004	Date Extracted:	27-Feb-2020
Date Collected:	19-Feb-2020	pH	7	QC Batch No.:	17354	Date Analyzed:	03-Mar-2020
Analyte	Conc.	DL	EMPC	Qualifier	Standard	Recovery	
	pg/L	pg/L	pg/L			%	
PCB-77 33'44'-TeCB	ND	6.27			ES PCB-1	71.7	
PCB-81 344'5'-TeCB	ND	6.55			ES PCB-3	73.4	
PCB-105 233'44'-PeCB	69.3				ES PCB-4	65	
PCB-114 2344'5'-PeCB	ND	4.06			ES PCB-15	84.5	
PCB-118 23'44'5'-PeCB	212				ES PCB-19	78.6	
PCB-123 23'44'5'-PeCB	ND	4.02			ES PCB-37	93	
PCB-126 33'44'5'-PeCB	ND	2.91			ES PCB-54	70.6	
PCB-156/157 233'44'5'/233'44'5'-HxCB	29.2			C	ES PCB-77	90.5	
PCB-167 23'44'55'-HxCB	9.83			J	ES PCB-81	89.9	
PCB-169 33'44'55'-HxCB	ND	3.48			ES PCB-104	88.1	
PCB-189 233'44'55'-HpCB	ND	2.11			ES PCB-105	94.7	
					ES PCB-114	93.3	
					ES PCB-118	95.2	
					ES PCB-123	94.9	
TEQs (WHO 2005 M/H)					ES PCB-126	99.6	
ND = 0	0.00961		0.00961		ES PCB-153	99.4	
ND = 0.5 x DL	0.209		0.209		ES PCB-155	97.2	
ND = DL	0.408		0.408		ES PCB-156/157	101	
					ES PCB-167	96	
Totals					ES PCB-169	101	
Mono-CB	85.6				ES PCB-170	83.8	
Di-CB	1,580				ES PCB-180	83.6	
Tri-CB	6,230		6,270		ES PCB-188	84.5	
Tetra-CB	6,440		6,730		ES PCB-189	97.6	
Penta-CB	3,460		3,510		ES PCB-202	93.8	
Hexa-CB	1,270		1,410		ES PCB-205	94	
Hepta-CB	330		406		ES PCB-206	90.9	
Octa-CB	28.2		86.8		ES PCB-208	89.8	
Nona-CB	ND	8.22			ES PCB-209	92.1	
Deca-CB	ND	4.53			CS PCB-28	91.5	
					CS PCB-111	92.8	
Total PCB (Mono-Deca)	19,400		20,100		CS PCB-178	91.7	



Sample ID: MW-13-0220

Method 1668A

Client Data		Sample Data			Laboratory Data				
Name:	SLR International Corp	Matrix:	Aqueous	Project No.:	B4127	Date Received:	22-Feb-2020		
Project ID:	Former E.A. Nord Inc.	Weight/Volume:	0.94 L	Sample ID:	B4127_17354_PCB_004	Date Extracted:	27-Feb-2020		
Date Collected:	19-Feb-2020	pH	7	QC Batch No.:	17354	Date Analyzed:	03-Mar-2020		
		Units	pg/L	Checkcode:	098-699-KWD/A	Time Analyzed:	18:03:19		

Mono	Conc.	Qualifiers	Tri	Conc.	Qualifiers	Tetra	Conc.	Qualifiers	Tetra	Conc.	Qualifiers
PCB-1	85.6		PCB-19	249		PCB-54	(5.05)		PCB-72	14.1	
PCB-2	(4.69)		PCB-30/18	1,470	C	PCB-50/53	286	C	PCB-68	16.3	
PCB-3	(5.12)		PCB-17	721		PCB-45	[195]	EMPC	PCB-57	(6.45)	
			PCB-27	284		PCB-51	[92]	EMPC	PCB-58	(5.64)	
Conc.	85.6		PCB-24	(8.62)		PCB-46	100		PCB-67	11.3	
EMPC	85.6		PCB-16	314		PCB-52	1,920		PCB-63	(6.77)	
			PCB-32	398		PCB-73	(3.9)		PCB-61/70/74/76	336	C
Di	Conc.	Qualifiers	PCB-34	(8.96)		PCB-43	16.1		PCB-66	214	
PCB-4	541		PCB-23	(8.95)		PCB-69/49	1,170	C	PCB-55	(5.92)	
PCB-10	(6.26)		PCB-26/29	965	C	PCB-48	72.6		PCB-56	66	
PCB-9	15.7		PCB-25	415		PCB-44/47/65	1,080	C	PCB-60	16.1	
PCB-7	10.8		PCB-31	627		PCB-59/62/75	134	C	PCB-80	(6.15)	
PCB-6	605		PCB-28/20	537	C	PCB-42	203		PCB-79	(5.44)	
PCB-5	(10.9)		PCB-21/33	154	C	PCB-41	15.3		PCB-78	(6.6)	
PCB-8	263		PCB-22	101		PCB-71/40	423	C	PCB-81	(6.55)	
PCB-14	(10.2)		PCB-36	(7.9)		PCB-64	335		PCB-77	(6.27)	
PCB-11	31.7	B	PCB-39	(8.71)							
PCB-13/12	58.6	C	PCB-38	(8.77)							
PCB-15	52.7		PCB-35	(9.18)							
			PCB-37	[34.9]	EMPC						
Conc.	1,580		Conc.	6,230					Conc.	6,440	
EMPC	1,580		EMPC	6,270					EMPC	6,730	



5500 Business Drive
 Wilmington, NC 28405, USA
 Tel: +1 910 794-1613
 www.us.sgs.com

Totals	Conc.	EMPC
Mono-Tri	7,900	7,930
Tetra-Hexa	11,200	11,600
Hepta-Deca	358	493
Mono-Deca	19,400	20,100

Sample ID: MW-13-0220
Method 1668A

Penta			Penta			Hexa			Hexa		
Conc.	Qualifiers		Conc.	Qualifiers		Conc.	Qualifiers		Conc.	Qualifiers	
PCB-104	(2.54)		PCB-108/119/86/97/125/87	269	C	PCB-155	(2.14)		PCB-165	(2.48)	
PCB-96	[12.3]	EMPC	PCB-117	11.7		PCB-152	(2.11)		PCB-146	[36.6]	EMPC
PCB-103	18.6		PCB-116/85	53.7	C	PCB-150	(2.36)		PCB-161	(2.2)	
PCB-94	(6.38)		PCB-110	611		PCB-136	65.5		PCB-153/168	226	C
PCB-95	886		PCB-115	(3.51)		PCB-145	(2.27)		PCB-141	53	
PCB-100/93	[9.81]	J EMPC C	PCB-82	39.6		PCB-148	(3.19)		PCB-130	[19.3]	EMPC
PCB-102	28.6		PCB-111	(4.1)		PCB-151/135	122	C	PCB-137	[12.8]	EMPC
PCB-98	(5.24)		PCB-120	(3.31)		PCB-154	(2.94)		PCB-164	22.1	
PCB-88	(6.25)		PCB-107/124	(3.93)	C	PCB-144	[15.1]	EMPC	PCB-163/138/129	303	C
PCB-91	134		PCB-109	16.2		PCB-147/149	287	C	PCB-160	(2.49)	
PCB-84	282		PCB-123	(4.02)		PCB-134	[21.6]	EMPC	PCB-158	35.3	
PCB-89	(5.38)		PCB-106	(3.62)		PCB-143	(3.45)		PCB-128/166	[36.7]	EMPC C
PCB-121	(3.76)		PCB-118	212		PCB-139/140	(3.01)	C	PCB-159	(2.5)	
PCB-92	124		PCB-122	(4.69)		PCB-131	(3.48)		PCB-162	(2.94)	
PCB-113/90/101	506	C	PCB-114	(4.06)		PCB-142	(3.62)		PCB-167	9.83	J
PCB-83	[29.8]	EMPC	PCB-105	69.3		PCB-132	117		PCB-156/157	29.2	C
PCB-99	199		PCB-127	(3.7)		PCB-133	(3.09)		PCB-169	(3.48)	
PCB-112	(3.43)		PCB-126	(2.91)							
			Conc.	3,460					Conc.	1,270	
			EMPC	3,510					EMPC	1,410	
Hepta			Hepta			Octa			Nona		
Conc.	Qualifiers		Conc.	Qualifiers		Conc.	Qualifiers		Conc.	Qualifiers	
PCB-188	(2.85)		PCB-174	56.3		PCB-202	7.47	J	PCB-208	(5.28)	
PCB-179	22.2		PCB-177	[28.3]	EMPC	PCB-201	(2.63)		PCB-207	(5.29)	
PCB-184	(2.88)		PCB-181	(3.95)		PCB-204	(2.22)		PCB-206	(11.2)	
PCB-176	9.21	J	PCB-171/173	20.2	J C	PCB-197	(2.36)				
PCB-186	(2.52)		PCB-172	(4.35)		PCB-200	(2.43)		Conc.	0	
PCB-178	17.9		PCB-192	(2.93)		PCB-198/199	[27]	EMPC C	EMPC	0	
PCB-175	(4.53)		PCB-180/193	112	C	PCB-196	13.7				
PCB-187	62.9		PCB-191	(3.3)		PCB-203	[12.3]	EMPC	Deca	Conc.	Qualifiers
PCB-182	(3.7)		PCB-170	[48.1]	EMPC	PCB-195	7	J	PCB-209	(4.53)	
PCB-183	29.5		PCB-190	(3.61)		PCB-194	[19.3]	EMPC			
PCB-185	(4.25)		PCB-189	(2.11)		PCB-205	(5.05)				
			Conc.	330		Conc.	28.2				
			EMPC	406		EMPC	86.8				

Sample ID: MW-14-0220

Method 1668A

Client Data		Sample Data		Laboratory Data			
Name:	SLR International Corp	Matrix:	Aqueous	Project No.:	B4127	Date Received:	22-Feb-2020
Project ID:	Former E.A. Nord Inc.	Weight/Volume:	0.80 L	Sample ID:	B4127_17354_PCB_005	Date Extracted:	27-Feb-2020
Date Collected:	19-Feb-2020	pH	7	QC Batch No.:	17354	Date Analyzed:	03-Mar-2020
Analyte	Conc.	DL	EMPC	Qualifier	Standard	Recovery	
	pg/L	pg/L	pg/L				%
PCB-77 33'44'-TeCB	ND	5.79			ES PCB-1		67.5
PCB-81 344'5'-TeCB	ND	6.09			ES PCB-3		69.5
PCB-105 233'44'-PeCB	106				ES PCB-4		61.8
PCB-114 2344'5'-PeCB	ND	4.47			ES PCB-15		78.1
PCB-118 23'44'5'-PeCB	391				ES PCB-19		74.6
PCB-123 23'44'5'-PeCB	ND	5			ES PCB-37		90.9
PCB-126 33'44'5'-PeCB	ND	3.27			ES PCB-54		77
PCB-156/157 233'44'5'/233'44'5'-HxCB	48.5			C	ES PCB-77		90.3
PCB-167 23'44'55'-HxCB	EMPC		12.8		ES PCB-81		89.4
PCB-169 33'44'55'-HxCB	ND	3.77			ES PCB-104		93
PCB-189 233'44'55'-HpCB	ND	2.69			ES PCB-105		98.9
					ES PCB-114		97.8
TEQs (WHO 2005 M/H)					ES PCB-118		97.2
					ES PCB-123		96.8
ND = 0	0.0164		0.0168		ES PCB-126		100
ND = 0.5 x DL	0.238		0.238		ES PCB-153		89.8
ND = DL	0.459		0.46		ES PCB-155		94.4
					ES PCB-156/157		98.7
Totals					ES PCB-167		97.1
Mono-CB	28.6				ES PCB-169		100
Di-CB	206				ES PCB-170		95.1
Tri-CB	590		757		ES PCB-180		92.8
Tetra-CB	2,610				ES PCB-188		83
Penta-CB	3,330		3,420		ES PCB-189		101
Hexa-CB	2,040		2,150		ES PCB-202		90.5
Hepta-CB	606		720		ES PCB-205		93
Octa-CB	127		230		ES PCB-206		93.7
Nona-CB	24.3				ES PCB-208		95.8
Deca-CB	ND	5.16			ES PCB-209		96.3
					CS PCB-28		96.5
Total PCB (Mono-Deca)	9,560		10,100		CS PCB-111		96.9
					CS PCB-178		88.5

Sample ID: MW-14-0220

Method 1668A

Client Data		Sample Data			Laboratory Data					
Name:	SLR International Corp	Matrix:	Aqueous	Project No.:	B4127	Date Received:	22-Feb-2020			
Project ID:	Former E.A. Nord Inc.	Weight/Volume:	0.80 L	Sample ID:	B4127_17354_PCB_005	Date Extracted:	27-Feb-2020			
Date Collected:	19-Feb-2020	pH	7	QC Batch No.:	17354	Date Analyzed:	03-Mar-2020			
		Units	pg/L	Checkcode:	871-880-LKV/A	Time Analyzed:	19:00:55			

Mono	Conc.	Qualifiers	Tri	Conc.	Qualifiers	Tetra	Conc.	Qualifiers	Tetra	Conc.	Qualifiers
PCB-1	28.6		PCB-19	[45.8]	EMPC	PCB-54	(7.51)		PCB-72	(5.59)	
PCB-2	(4.66)		PCB-30/18	181	C	PCB-50/53	85.8	C	PCB-68	17.1	
PCB-3	(5.08)		PCB-17	86		PCB-45	44.5		PCB-57	(6.01)	
			PCB-27	[16.1]	EMPC	PCB-51	85.4		PCB-58	(5.25)	
Conc.	28.6		PCB-24	(9.46)		PCB-46	23.7		PCB-67	(5.17)	
EMPC	28.6		PCB-16	[49.5]	EMPC	PCB-52	653		PCB-63	(6.3)	
			PCB-32	86.7		PCB-73	(4.29)		PCB-61/70/74/76	289	C
Di	Conc.	Qualifiers	PCB-34	(11.8)		PCB-43	(5.85)		PCB-66	172	
PCB-4	123		PCB-23	(11.8)		PCB-69/49	361	C	PCB-55	(5.51)	
PCB-10	(6.97)		PCB-26/29	51.5	C	PCB-48	30.5		PCB-56	44.4	
PCB-9	(8.63)		PCB-25	[18.1]	EMPC	PCB-44/47/65	470	C	PCB-60	(6.85)	
PCB-7	(9.27)		PCB-31	84.1		PCB-59/62/75	23.9	J C	PCB-80	(5.73)	
PCB-6	29.5		PCB-28/20	100	C	PCB-42	81.5		PCB-79	(5.07)	
PCB-5	(9.98)		PCB-21/33	[23.9]	J EMPC C	PCB-41	(7.94)		PCB-78	(6.14)	
PCB-8	35.5		PCB-22	[14.1]	EMPC	PCB-71/40	130	C	PCB-81	(6.09)	
PCB-14	(9.4)		PCB-36	(10.4)		PCB-64	96.7		PCB-77	(5.79)	
PCB-11	18.1	B	PCB-39	(11.5)							
PCB-13/12	(9.33)	C	PCB-38	(11.6)							
PCB-15	(8.51)		PCB-35	(12.1)							
			PCB-37	(12)							
Conc.	206		Conc.	590					Conc.	2,610	
EMPC	206		EMPC	757					EMPC	2,610	



5500 Business Drive
 Wilmington, NC 28405, USA
 Tel: +1 910 794-1613
 www.us.sgs.com

Totals	Conc.	EMPC
Mono-Tri	824	992
Tetra-Hexa	7,980	8,180
Hepta-Deca	758	974
Mono-Deca	9,560	10,100

Sample ID: MW-14-0220
Method 1668A

Penta			Penta			Hexa			Hexa		
Conc.	Qualifiers		Conc.	Qualifiers		Conc.	Qualifiers		Conc.	Qualifiers	
PCB-104	(3.05)		PCB-108/119/86/97/125/87	310	C	PCB-155	(2.12)		PCB-165	(2.64)	
PCB-96	(3.12)		PCB-117	(5.07)		PCB-152	(2.09)		PCB-146	108	
PCB-103	[9.35]	J EMPC	PCB-116/85	[58.2]	EMPC C	PCB-150	(2.33)		PCB-161	(2.34)	
PCB-94	(7.93)		PCB-110	589		PCB-136	63.4		PCB-153/168	401	C
PCB-95	550		PCB-115	(4.37)		PCB-145	(2.25)		PCB-141	66.3	
PCB-100/93	(7.16)	C	PCB-82	40.5		PCB-148	(3.39)		PCB-130	[30.7]	EMPC
PCB-102	[15.2]	EMPC	PCB-111	(5.09)		PCB-151/135	161	C	PCB-137	[24.1]	EMPC
PCB-98	(6.52)		PCB-120	(4.11)		PCB-154	[18.3]	EMPC	PCB-164	24.6	
PCB-88	(7.77)		PCB-107/124	[9.62]	J EMPC C	PCB-144	[14.5]	EMPC	PCB-163/138/129	484	C
PCB-91	97.7		PCB-109	32		PCB-147/149	383	C	PCB-160	(2.65)	
PCB-84	183		PCB-123	(5)		PCB-134	30.2		PCB-158	47.3	
PCB-89	(6.69)		PCB-106	(4.5)		PCB-143	(3.67)		PCB-128/166	61.4	C
PCB-121	(4.67)		PCB-118	391		PCB-139/140	11.4	J C	PCB-159	(2.81)	
PCB-92	129		PCB-122	(5.16)		PCB-131	(3.7)		PCB-162	(3.31)	
PCB-113/90/101	600	C	PCB-114	(4.47)		PCB-142	(3.85)		PCB-167	[12.8]	EMPC
PCB-83	30.8		PCB-105	106		PCB-132	150		PCB-156/157	48.5	C
PCB-99	269		PCB-127	(4.33)		PCB-133	[11.8]	J EMPC	PCB-169	(3.77)	
PCB-112	(4.27)		PCB-126	(3.27)							
			Conc.	3,330					Conc.	2,040	
			EMPC	3,420					EMPC	2,150	
Hepta			Hepta			Octa			Nona		
Conc.	Qualifiers		Conc.	Qualifiers		Conc.	Qualifiers		Conc.	Qualifiers	
PCB-188	(2.4)		PCB-174	[75.8]	EMPC	PCB-202	13.7		PCB-208	(5.03)	
PCB-179	39		PCB-177	66.7		PCB-201	8.65	J	PCB-207	(5.05)	
PCB-184	(2.43)		PCB-181	(5.26)		PCB-204	(1.97)		PCB-206	24.3	
PCB-176	[12.5]	EMPC	PCB-171/173	[25.6]	EMPC C	PCB-197	(2.09)				
PCB-186	(2.12)		PCB-172	(5.79)		PCB-200	8.17	J	Conc.	24.3	
PCB-178	29.5		PCB-192	(3.9)		PCB-198/199	[59.3]	EMPC C	EMPC	24.3	
PCB-175	(6.03)		PCB-180/193	188	C	PCB-196	[25.3]	EMPC			
PCB-187	141		PCB-191	(4.4)		PCB-203	34.6		Deca	Conc.	Qualifiers
PCB-182	(4.93)		PCB-170	80.8		PCB-195	[18.4]	EMPC	PCB-209	(5.16)	
PCB-183	46.6		PCB-190	15.3		PCB-194	61.8				
PCB-185	(5.66)		PCB-189	(2.69)		PCB-205	(3.19)				
			Conc.	606		Conc.	127				
			EMPC	720		EMPC	230				

Sample ID: MW-18-0220

Method 1668A

Client Data		Sample Data		Laboratory Data			
Name:	SLR International Corp	Matrix:	Aqueous	Project No.:	B4127	Date Received:	22-Feb-2020
Project ID:	Former E.A. Nord Inc.	Weight/Volume:	1.02 L	Sample ID:	B4127_17354_PCB_006	Date Extracted:	27-Feb-2020
Date Collected:	18-Feb-2020	pH	7	QC Batch No.:	17354	Date Analyzed:	03-Mar-2020
Analyte	Conc.	DL	EMPC	Qualifier	Standard	Recovery	
	pg/L	pg/L	pg/L				%
PCB-77 33'44'-TeCB	ND	5.79			ES PCB-1		64.9
PCB-81 344'5'-TeCB	ND	5.75			ES PCB-3		64.4
PCB-105 233'44'-PeCB	25.5				ES PCB-4		59.1
PCB-114 2344'5'-PeCB	ND	4.37			ES PCB-15		73.1
PCB-118 23'44'5'-PeCB	EMPC		61.5		ES PCB-19		71.4
PCB-123 23'44'5'-PeCB	ND	3.69			ES PCB-37		80.8
PCB-126 33'44'5'-PeCB	ND	2.32			ES PCB-54		72.2
PCB-156/157 233'44'5'/233'44'5'-HxCB	8.38			J C	ES PCB-77		91.9
PCB-167 23'44'55'-HxCB	ND	2.39			ES PCB-81		90.1
PCB-169 33'44'55'-HxCB	ND	2.38			ES PCB-104		71.3
PCB-189 233'44'55'-HpCB	ND	2.15			ES PCB-105		94.3
					ES PCB-114		89.5
TEQs (WHO 2005 M/H)					ES PCB-118		89.5
					ES PCB-123		92.4
ND = 0	0.00102		0.00286		ES PCB-126		99.3
ND = 0.5 x DL	0.154		0.156		ES PCB-153		88.6
ND = DL	0.307		0.309		ES PCB-155		82.7
					ES PCB-156/157		98
Totals					ES PCB-167		93.1
Mono-CB	ND	5.08			ES PCB-169		100
Di-CB	27.8				ES PCB-170		86.9
Tri-CB	ND	13.7			ES PCB-180		84.8
Tetra-CB	181		190		ES PCB-188		80.2
Penta-CB	616		703		ES PCB-189		97.1
Hexa-CB	661		729		ES PCB-202		91.5
Hepta-CB	218		306		ES PCB-205		93.7
Octa-CB	59.9		96.9		ES PCB-206		95
Nona-CB	ND	9.02			ES PCB-208		90.8
Deca-CB	ND	4.8			ES PCB-209		101
					CS PCB-28		88.1
Total PCB (Mono-Deca)	1,760		2,050		CS PCB-111		90
					CS PCB-178		88.1



Sample ID: MW-18-0220

Method 1668A

Client Data		Sample Data			Laboratory Data					
Name:	SLR International Corp	Matrix:	Aqueous	Project No.:	B4127	Date Received:	22-Feb-2020			
Project ID:	Former E.A. Nord Inc.	Weight/Volume:	1.02 L	Sample ID:	B4127_17354_PCB_006	Date Extracted:	27-Feb-2020			
Date Collected:	18-Feb-2020	pH	7	QC Batch No.:	17354	Date Analyzed:	03-Mar-2020			
		Units	pg/L	Checkcode:	241-747-TWH/A	Time Analyzed:	19:58:32			

Mono	Conc.	Qualifiers	Tri	Conc.	Qualifiers	Tetra	Conc.	Qualifiers	Tetra	Conc.	Qualifiers
PCB-1	(4.78)		PCB-19	(16.8)		PCB-54	(5.26)		PCB-72	(5.28)	
PCB-2	(4.94)		PCB-30/18	(11.7)	C	PCB-50/53	(5.34)	C	PCB-68	(5.66)	
PCB-3	(5.39)		PCB-17	(16.4)		PCB-45	(7.74)		PCB-57	(5.67)	
			PCB-27	(11.9)		PCB-51	13.1		PCB-58	(4.96)	
Conc.	0		PCB-24	(11.4)		PCB-46	(6.76)		PCB-67	(4.88)	
EMPC	0		PCB-16	(17.2)		PCB-52	77.2		PCB-63	(5.95)	
			PCB-32	(10.9)		PCB-73	(4.05)		PCB-61/70/74/76	25.5	J C
Di	Conc.	Qualifiers	PCB-34	(10.4)		PCB-43	(5.52)		PCB-66	[8.61]	J EMPC
PCB-4	(16.6)		PCB-23	(10.4)		PCB-69/49	21.9	C	PCB-55	(5.2)	
PCB-10	(11.6)		PCB-26/29	(10.4)	C	PCB-48	(5.95)		PCB-56	(5.46)	
PCB-9	(9.3)		PCB-25	(8.51)		PCB-44/47/65	43.5	C	PCB-60	(6.47)	
PCB-7	(9.99)		PCB-31	(8.95)		PCB-59/62/75	(4.52)	C	PCB-80	(5.41)	
PCB-6	(8.79)		PCB-28/20	(9.85)	C	PCB-42	(5.95)		PCB-79	(4.79)	
PCB-5	(10.8)		PCB-21/33	(9.9)	C	PCB-41	(7.49)		PCB-78	(5.8)	
PCB-8	(8.45)		PCB-22	(9.2)		PCB-71/40	(5.38)	C	PCB-81	(5.75)	
PCB-14	(10.1)		PCB-36	(9.2)		PCB-64	(4.49)		PCB-77	(5.79)	
PCB-11	27.8	B	PCB-39	(10.2)							
PCB-13/12	(10.1)	C	PCB-38	(10.2)							
PCB-15	(9.16)		PCB-35	(10.7)							
			PCB-37	(10.6)							
Conc.	27.8		Conc.	0					Conc.	181	
EMPC	27.8		EMPC	0					EMPC	190	


 5500 Business Drive
 Wilmington, NC 28405, USA
 Tel: +1 910 794-1613
 www.us.sgs.com

Totals	Conc.	EMPC
Mono-Tri	27.8	27.8
Tetra-Hexa	1,460	1,620
Hepta-Deca	278	403
Mono-Deca	1,760	2,050

Sample ID: MW-18-0220
Method 1668A

Penta	Conc.	Qualifiers	Penta	Conc.	Qualifiers	Hexa	Conc.	Qualifiers	Hexa	Conc.	Qualifiers
PCB-104	(3.11)		PCB-108/119/86/97/125/87	68.3	C	PCB-155	(2.29)		PCB-165	(2.66)	
PCB-96	(3.18)		PCB-117	(3.75)		PCB-152	(2.25)		PCB-146	21.4	
PCB-103	(4.82)		PCB-116/85	19.2	J C	PCB-150	(2.52)		PCB-161	(2.36)	
PCB-94	(5.86)		PCB-110	124		PCB-136	48.7		PCB-153/168	132	C
PCB-95	146		PCB-115	(3.23)		PCB-145	(2.43)		PCB-141	35.5	
PCB-100/93	(5.29)	C	PCB-82	(5.26)		PCB-148	(3.43)		PCB-130	(4.13)	
PCB-102	(3.8)		PCB-111	(3.76)		PCB-151/135	93.2	C	PCB-137	(3.74)	
PCB-98	(4.82)		PCB-120	(3.04)		PCB-154	(3.16)		PCB-164	(2.31)	
PCB-88	(5.74)		PCB-107/124	(3.61)	C	PCB-144	(3.4)		PCB-163/138/129	148	C
PCB-91	17.6		PCB-109	(3.35)		PCB-147/149	160	C	PCB-160	(2.67)	
PCB-84	32.6		PCB-123	(3.69)		PCB-134	(3.91)		PCB-158	14.1	
PCB-89	(4.94)		PCB-106	(3.32)		PCB-143	(3.7)		PCB-128/166	[17.7]	J EMPC C
PCB-121	(3.45)		PCB-118	[61.5]	EMPC	PCB-139/140	(3.23)	C	PCB-159	(2.01)	
PCB-92	[26.3]	EMPC	PCB-122	(5.06)		PCB-131	(3.73)		PCB-162	(2.37)	
PCB-113/90/101	137	C	PCB-114	(4.37)		PCB-142	(3.89)		PCB-167	(2.39)	
PCB-83	(6.66)		PCB-105	25.5		PCB-132	[50.1]	EMPC	PCB-156/157	8.38	J C
PCB-99	46		PCB-127	(3.45)		PCB-133	(3.32)		PCB-169	(2.38)	
PCB-112	(3.15)		PCB-126	(2.32)							
			Conc.	616					Conc.	661	
			EMPC	703					EMPC	729	
Hepta	Conc.	Qualifiers	Hepta	Conc.	Qualifiers	Octa	Conc.	Qualifiers	Nona	Conc.	Qualifiers
PCB-188	(2.92)		PCB-174	45.2		PCB-202	14		PCB-208	(6.42)	
PCB-179	31.6		PCB-177	22		PCB-201	(2.18)		PCB-207	(6.44)	
PCB-184	(2.95)		PCB-181	(4.26)		PCB-204	(1.84)		PCB-206	(11.6)	
PCB-176	[8.59]	J EMPC	PCB-171/173	(4.9)	C	PCB-197	(1.96)				
PCB-186	(2.58)		PCB-172	(4.69)		PCB-200	(2.02)		Conc.	0	
PCB-178	(4.32)		PCB-192	(3.16)		PCB-198/199	[28.8]	EMPC C	EMPC	0	
PCB-175	(4.89)		PCB-180/193	83	C	PCB-196	[8.26]	J EMPC			
PCB-187	[52.3]	EMPC	PCB-191	(3.57)		PCB-203	15.9		Deca	Conc.	Qualifiers
PCB-182	(3.99)		PCB-170	36.2		PCB-195	9.85		PCB-209	(4.8)	
PCB-183	[27.3]	EMPC	PCB-190	(4.2)		PCB-194	20.1				
PCB-185	(4.59)		PCB-189	(2.15)		PCB-205	(2.56)				
			Conc.	218		Conc.	59.9				
			EMPC	306		EMPC	96.9				

Sample ID: MW-19-0220

Method 1668A

Client Data		Sample Data		Laboratory Data			
Name:	SLR International Corp	Matrix:	Aqueous	Project No.:	B4127	Date Received:	22-Feb-2020
Project ID:	Former E.A. Nord Inc.	Weight/Volume:	1.03 L	Sample ID:	B4127_17354_PCB_007	Date Extracted:	27-Feb-2020
Date Collected:	18-Feb-2020	pH	6	QC Batch No.:	17354	Date Analyzed:	03-Mar-2020
Analyte	Conc.	DL	EMPC	Qualifier	Standard	Recovery	
	pg/L	pg/L	pg/L				%
PCB-77 33'44'-TeCB	17.7				ES PCB-1		78.4
PCB-81 344'5'-TeCB	ND	6.15			ES PCB-3		71.9
PCB-105 233'44'-PeCB	25				ES PCB-4		64.5
PCB-114 2344'5'-PeCB	ND	4.39			ES PCB-15		74.2
PCB-118 23'44'5'-PeCB	71.9				ES PCB-19		74.9
PCB-123 23'44'5'-PeCB	ND	3.9			ES PCB-37		84
PCB-126 33'44'5'-PeCB	ND	3.06			ES PCB-54		78.4
PCB-156/157 233'44'5'/233'44'5'-HxCB	ND	4.39		C	ES PCB-77		86.3
PCB-167 23'44'55'-HxCB	ND	3			ES PCB-81		86
PCB-169 33'44'55'-HxCB	ND	3.36			ES PCB-104		85.2
PCB-189 233'44'55'-HpCB	ND	3.24			ES PCB-105		91.1
					ES PCB-114		87.9
TEQs (WHO 2005 M/H)					ES PCB-118		90.3
					ES PCB-123		89.5
ND = 0	0.00468			0.00468	ES PCB-126		94.9
ND = 0.5 x DL	0.209			0.209	ES PCB-153		89.5
ND = DL	0.414			0.414	ES PCB-155		94
					ES PCB-156/157		102
Totals					ES PCB-167		98.8
Mono-CB	497				ES PCB-169		103
Di-CB	6,070				ES PCB-170		86.6
Tri-CB	10,500			10,600	ES PCB-180		82.6
Tetra-CB	4,220			4,260	ES PCB-188		83.7
Penta-CB	831				ES PCB-189		94.8
Hexa-CB	173			197	ES PCB-202		93.7
Hepta-CB	ND	4.61			ES PCB-205		91.4
Octa-CB	ND	3			ES PCB-206		88.5
Nona-CB	ND	8.92			ES PCB-208		88
Deca-CB	ND	5.53			ES PCB-209		96.7
					CS PCB-28		96.8
Total PCB (Mono-Deca)	22,300			22,400	CS PCB-111		89.9
					CS PCB-178		94.2



Sample ID: MW-19-0220

Method 1668A

Client Data		Sample Data			Laboratory Data				
Name:	SLR International Corp	Matrix:	Aqueous	Project No.:	B4127	Date Received:	22-Feb-2020		
Project ID:	Former E.A. Nord Inc.	Weight/Volume:	1.03 L	Sample ID:	B4127_17354_PCB_007	Date Extracted:	27-Feb-2020		
Date Collected:	18-Feb-2020	pH	6	QC Batch No.:	17354	Date Analyzed:	03-Mar-2020		
		Units	pg/L	Checkcode:	635-276-LCS/A	Time Analyzed:	20:56:08		

Mono	Conc.	Qualifiers	Tri	Conc.	Qualifiers	Tetra	Conc.	Qualifiers	Tetra	Conc.	Qualifiers
PCB-1	274		PCB-19	437		PCB-54	[9.17]	J EMPC	PCB-72	[11.7]	EMPC
PCB-2	96.8		PCB-30/18	2,020	C	PCB-50/53	244	C	PCB-68	[10.5]	EMPC
PCB-3	127		PCB-17	1,190		PCB-45	173		PCB-57	(6.07)	
			PCB-27	189		PCB-51	74.1		PCB-58	(5.3)	
Conc.	497		PCB-24	[27.7]	EMPC	PCB-46	99.8		PCB-67	[7.23]	J EMPC
EMPC	497		PCB-16	961		PCB-52	606		PCB-63	11.4	
			PCB-32	733		PCB-73	(6.02)		PCB-61/70/74/76	394	C
Di	Conc.	Qualifiers	PCB-34	(15.9)		PCB-43	19.6		PCB-66	272	
PCB-4	1,850		PCB-23	(15.9)		PCB-69/49	548	C	PCB-55	(5.56)	
PCB-10	75.6		PCB-26/29	573	C	PCB-48	84.9		PCB-56	124	
PCB-9	103		PCB-25	290		PCB-44/47/65	709	C	PCB-60	(6.91)	
PCB-7	82.3		PCB-31	1,170		PCB-59/62/75	64	C	PCB-80	(5.78)	
PCB-6	1,490		PCB-28/20	1,660	C	PCB-42	217		PCB-79	(5.12)	
PCB-5	55.5		PCB-21/33	607	C	PCB-41	(11.1)		PCB-78	(6.2)	
PCB-8	1,890		PCB-22	486		PCB-71/40	358	C	PCB-81	(6.15)	
PCB-14	(12.6)		PCB-36	(14)		PCB-64	203		PCB-77	17.7	
PCB-11	19.6	B	PCB-39	(15.5)							
PCB-13/12	138	C	PCB-38	(15.6)							
PCB-15	367		PCB-35	(16.3)							
			PCB-37	239							
Conc.	6,070		Conc.	10,500					Conc.	4,220	
EMPC	6,070		EMPC	10,600					EMPC	4,260	



5500 Business Drive
 Wilmington, NC 28405, USA
 Tel: +1 910 794-1613
 www.us.sgs.com

Totals	Conc.	EMPC
Mono-Tri	17,100	17,100
Tetra-Hexa	5,220	5,290
Hepta-Deca	0	0
Mono-Deca	22,300	22,400

Sample ID: MW-19-0220						Method 1668A					
Penta	Conc.	Qualifiers	Penta	Conc.	Qualifiers	Hexa	Conc.	Qualifiers	Hexa	Conc.	Qualifiers
PCB-104	(3.15)		PCB-108/119/86/97/125/87	78.7	C	PCB-155	(2.17)		PCB-165	(2.65)	
PCB-96	(3.21)		PCB-117	(3.96)		PCB-152	(2.13)		PCB-146	(2.81)	
PCB-103	(5.1)		PCB-116/85	15.1	J C	PCB-150	(2.38)		PCB-161	(2.35)	
PCB-94	(6.19)		PCB-110	134		PCB-136	[7.35]	J EMPC	PCB-153/168	41.1	C
PCB-95	163		PCB-115	(3.41)		PCB-145	(2.3)		PCB-141	(3.35)	
PCB-100/93	(5.59)	C	PCB-82	(5.56)		PCB-148	(3.41)		PCB-130	(4.11)	
PCB-102	(4.01)		PCB-111	(3.98)		PCB-151/135	22.5	C	PCB-137	(3.72)	
PCB-98	(5.09)		PCB-120	(3.21)		PCB-154	(3.14)		PCB-164	(2.3)	
PCB-88	(6.07)		PCB-107/124	(3.81)	C	PCB-144	(3.39)		PCB-163/138/129	51.4	C
PCB-91	44.6		PCB-109	(3.54)		PCB-147/149	49.9	C	PCB-160	(2.66)	
PCB-84	59.6		PCB-123	(3.9)		PCB-134	(3.89)		PCB-158	(2.49)	
PCB-89	(5.23)		PCB-106	(3.51)		PCB-143	(3.68)		PCB-128/166	8.12	J C
PCB-121	(3.65)		PCB-118	71.9		PCB-139/140	(3.21)	C	PCB-159	(2.53)	
PCB-92	36.7		PCB-122	(5.08)		PCB-131	(3.71)		PCB-162	(2.98)	
PCB-113/90/101	141	C	PCB-114	(4.39)		PCB-142	(3.87)		PCB-167	(3)	
PCB-83	(7.04)		PCB-105	25		PCB-132	[16.5]	EMPC	PCB-156/157	(4.39)	C
PCB-99	60.4		PCB-127	(3.84)		PCB-133	(3.3)		PCB-169	(3.36)	
PCB-112	(3.33)		PCB-126	(3.06)							
			Conc.	831					Conc.	173	
			EMPC	831					EMPC	197	
Hepta	Conc.	Qualifiers	Hepta	Conc.	Qualifiers	Octa	Conc.	Qualifiers	Nona	Conc.	Qualifiers
PCB-188	(2.76)		PCB-174	(6.03)		PCB-202	(2.05)		PCB-208	(5.99)	
PCB-179	(2.37)		PCB-177	(5.98)		PCB-201	(2.32)		PCB-207	(6)	
PCB-184	(2.79)		PCB-181	(5.54)		PCB-204	(1.96)		PCB-206	(11.9)	
PCB-176	(3.02)		PCB-171/173	(6.38)	C	PCB-197	(2.09)				
PCB-186	(2.44)		PCB-172	(6.11)		PCB-200	(2.15)		Conc.	0	
PCB-178	(4.09)		PCB-192	(4.11)		PCB-198/199	(2.42)	C	EMPC	0	
PCB-175	(6.36)		PCB-180/193	(4.99)	C	PCB-196	(2.75)				
PCB-187	(5.04)		PCB-191	(4.64)		PCB-203	(2.19)		Deca	Conc.	Qualifiers
PCB-182	(5.19)		PCB-170	(6.65)		PCB-195	(5.03)		PCB-209	(5.53)	
PCB-183	(5.87)		PCB-190	(4.56)		PCB-194	(4.55)				
PCB-185	(5.97)		PCB-189	(3.24)		PCB-205	(3.96)				
			Conc.	0		Conc.	0				
			EMPC	0		EMPC	0				

Sample ID: Method Blank B4127_17354


Method 1668A

Client Data		Sample Data		Laboratory Data			
Name:	SLR International Corp	Matrix:	Aqueous	Project No.:	B4127	Date Received:	n/a
Project ID:	Former E.A. Nord Inc.	Weight/Volume:	1.00 L	Sample ID:	MB1_17354_PCB_TLX	Date Extracted:	27-Feb-2020
Date Collected:	n/a	pH	n/a	QC Batch No.:	17354	Date Analyzed:	03-Mar-2020
Analyte	Conc.	DL	EMPC	Qualifier	Standard	Recovery	
	pg/L	pg/L	pg/L			%	
PCB-77 33'44'-TeCB	ND	5.49			ES PCB-1	67.7	
PCB-81 344'5'-TeCB	ND	6.18			ES PCB-3	66.4	
PCB-105 233'44'-PeCB	ND	3.06			ES PCB-4	58.7	
PCB-114 2344'5'-PeCB	ND	3.01			ES PCB-15	68.5	
PCB-118 23'44'5'-PeCB	ND	3.1			ES PCB-19	68.7	
PCB-123 23'44'5'-PeCB	ND	3.25			ES PCB-37	79.9	
PCB-126 33'44'5'-PeCB	ND	2.43			ES PCB-54	76.9	
PCB-156/157 233'44'5'/233'44'5'-HxCB	ND	4.97		C	ES PCB-77	86.6	
PCB-167 23'44'55'-HxCB	ND	3.14			ES PCB-81	86.8	
PCB-169 33'44'55'-HxCB	ND	3.14			ES PCB-104	78.3	
PCB-189 233'44'55'-HpCB	ND	3.06			ES PCB-105	88.6	
					ES PCB-114	84.9	
					ES PCB-118	82.7	
					ES PCB-123	83	
TEQs (WHO 2005 M/H)					ES PCB-126	99.7	
ND = 0	0		0		ES PCB-153	81.8	
ND = 0.5 x DL	0.17		0.17		ES PCB-155	81.1	
ND = DL	0.34		0.34		ES PCB-156/157	94	
					ES PCB-167	92.6	
Totals					ES PCB-169	101	
Mono-CB	ND	3.27			ES PCB-170	75.5	
Di-CB	10.2				ES PCB-180	79.4	
Tri-CB	ND	9.25			ES PCB-188	76.3	
Tetra-CB	ND	5.49			ES PCB-189	89.7	
Penta-CB	ND	3			ES PCB-202	85.1	
Hexa-CB	ND	3.53			ES PCB-205	96	
Hepta-CB	ND	3.96			ES PCB-206	95.7	
Octa-CB	ND	2.92			ES PCB-208	85.6	
Nona-CB	ND	8			ES PCB-209	104	
Deca-CB	ND	3.96			CS PCB-28	93.2	
					CS PCB-111	84	
Total PCB (Mono-Deca)	10.2		10.2		CS PCB-178	85.3	



Sample ID: Method Blank B4127_17354

Method 1668A

Client Data			Sample Data			Laboratory Data			Date Received:								
Name:	SLR International Corp		Matrix:	Aqueous		Project No.:	B4127		Date Received:	n/a							
Project ID:	Former E.A. Nord Inc.		Weight/Volume:	1.00 L		Sample ID:	MB1_17354_PCB_TLX		Date Extracted:	27-Feb-2020							
Date Collected:	n/a		pH	n/a		QC Batch No.:	17354		Date Analyzed:	03-Mar-2020							
			Units	pg/L		Checkcode:	100-625-WYP/A		Time Analyzed:	14:12:40							
Mono	Conc.	Qualifiers	Tri	Conc.	Qualifiers	Tetra	Conc.	Qualifiers	Tetra	Conc.	Qualifiers						
PCB-1	(3.05)		PCB-19	(11.9)		PCB-54	(5.56)		PCB-72	(5.67)							
PCB-2	(3.2)		PCB-30/18	(8.29)	C	PCB-50/53	(5.31)	C	PCB-68	(6.08)							
PCB-3	(3.49)		PCB-17	(11.6)		PCB-45	(7.68)		PCB-57	(6.09)							
			PCB-27	(8.44)		PCB-51	(4.69)		PCB-58	(5.33)							
Conc.	0		PCB-24	(8.09)		PCB-46	(6.71)		PCB-67	(5.24)							
EMPC	0		PCB-16	(12.1)		PCB-52	(4.9)		PCB-63	(6.39)							
			PCB-32	(7.72)		PCB-73	(4.02)		PCB-61/70/74/76	(5.61)	C						
Di	Conc.	Qualifiers	PCB-34	(6.52)		PCB-43	(5.48)		PCB-66	(5.5)							
PCB-4	(12.8)		PCB-23	(6.51)		PCB-69/49	(4.92)	C	PCB-55	(5.59)							
PCB-10	(8.97)		PCB-26/29	(6.5)	C	PCB-48	(5.91)		PCB-56	(5.86)							
PCB-9	(6.8)		PCB-25	(5.31)		PCB-44/47/65	(5)	C	PCB-60	(6.95)							
PCB-7	(7.31)		PCB-31	(5.59)		PCB-59/62/75	(4.49)	C	PCB-80	(5.81)							
PCB-6	(6.43)		PCB-28/20	(6.15)	C	PCB-42	(5.91)		PCB-79	(5.14)							
PCB-5	(7.87)		PCB-21/33	(6.18)	C	PCB-41	(7.43)		PCB-78	(6.23)							
PCB-8	(6.18)		PCB-22	(5.74)		PCB-71/40	(5.34)	C	PCB-81	(6.18)							
PCB-14	(7.41)		PCB-36	(5.75)		PCB-64	(4.46)		PCB-77	(5.49)							
PCB-11	10.2		PCB-39	(6.34)													
PCB-13/12	(7.36)	C	PCB-38	(6.38)													
PCB-15	(6.71)		PCB-35	(6.68)													
			PCB-37	(6.59)													
Conc.	10.2		Conc.	0					Conc.	0							
EMPC	10.2		EMPC	0					EMPC	0							
 <p>5500 Business Drive Wilmington, NC 28405, USA Tel: +1 910 794-1613 www.us.sgs.com</p>						Totals			Conc.			EMPC					
						Mono-Tri						10.2			10.2		
						Tetra-Hexa						0			0		
						Hepta-Deca						0			0		
Mono-Deca						10.2			10.2								

Sample ID: Method Blank B4127_17354						Method 1668A					
Penta	Conc.	Qualifiers	Penta	Conc.	Qualifiers	Hexa	Conc.	Qualifiers	Hexa	Conc.	Qualifiers
PCB-104	(3.16)		PCB-108/119/86/97/125/87	(3.69)	C	PCB-155	(2.88)		PCB-165	(3.07)	
PCB-96	(3.23)		PCB-117	(3.3)		PCB-152	(2.83)		PCB-146	(3.26)	
PCB-103	(4.25)		PCB-116/85	(4)	C	PCB-150	(3.16)		PCB-161	(2.73)	
PCB-94	(5.16)		PCB-110	(2.9)		PCB-136	(3.43)		PCB-153/168	(2.96)	C
PCB-95	(4.45)		PCB-115	(2.84)		PCB-145	(3.05)		PCB-141	(3.89)	
PCB-100/93	(4.66)	C	PCB-82	(4.63)		PCB-148	(3.95)		PCB-130	(4.77)	
PCB-102	(3.35)		PCB-111	(3.31)		PCB-151/135	(3.95)	C	PCB-137	(4.31)	
PCB-98	(4.24)		PCB-120	(2.68)		PCB-154	(3.65)		PCB-164	(2.67)	
PCB-88	(5.06)		PCB-107/124	(3.18)	C	PCB-144	(3.93)		PCB-163/138/129	(3.67)	C
PCB-91	(4.05)		PCB-109	(2.95)		PCB-147/149	(3.55)	C	PCB-160	(3.09)	
PCB-84	(5.21)		PCB-123	(3.25)		PCB-134	(4.51)		PCB-158	(2.89)	
PCB-89	(4.35)		PCB-106	(2.93)		PCB-143	(4.28)		PCB-128/166	(3.47)	C
PCB-121	(3.04)		PCB-118	(3.1)		PCB-139/140	(3.72)	C	PCB-159	(2.65)	
PCB-92	(4.88)		PCB-122	(3.48)		PCB-131	(4.31)		PCB-162	(3.12)	
PCB-113/90/101	(4.01)	C	PCB-114	(3.01)		PCB-142	(4.49)		PCB-167	(3.14)	
PCB-83	(5.87)		PCB-105	(3.06)		PCB-132	(4.09)		PCB-156/157	(4.97)	C
PCB-99	(3.38)		PCB-127	(2.76)		PCB-133	(3.83)		PCB-169	(3.14)	
PCB-112	(2.78)		PCB-126	(2.43)							
			Conc.	0					Conc.	0	
			EMPC	0					EMPC	0	
Hepta	Conc.	Qualifiers	Hepta	Conc.	Qualifiers	Octa	Conc.	Qualifiers	Nona	Conc.	Qualifiers
PCB-188	(3.48)		PCB-174	(4.5)		PCB-202	(2.68)		PCB-208	(5.71)	
PCB-179	(2.99)		PCB-177	(4.46)		PCB-201	(3.04)		PCB-207	(5.73)	
PCB-184	(3.52)		PCB-181	(4.14)		PCB-204	(2.57)		PCB-206	(10.3)	
PCB-176	(3.8)		PCB-171/173	(4.76)	C	PCB-197	(2.73)				
PCB-186	(3.07)		PCB-172	(4.56)		PCB-200	(2.82)		Conc.	0	
PCB-178	(5.15)		PCB-192	(3.07)		PCB-198/199	(3.18)	C	EMPC	0	
PCB-175	(4.74)		PCB-180/193	(3.72)	C	PCB-196	(3.6)				
PCB-187	(3.76)		PCB-191	(3.46)		PCB-203	(2.87)		Deca	Conc.	Qualifiers
PCB-182	(3.87)		PCB-170	(5.28)		PCB-195	(4.03)		PCB-209	(3.96)	
PCB-183	(4.38)		PCB-190	(3.62)		PCB-194	(3.64)				
PCB-185	(4.45)		PCB-189	(3.06)		PCB-205	(3.17)				
			Conc.	0		Conc.	0				
			EMPC	0		EMPC	0				



METHOD 1668A

PCB ONGOING PRECISION AND RECOVERY (OPR)

FORM 8A

Lab Name: SGS North America
 Initial Calibration: ICAL: MM4_PCB_09172019_31DEC2019
 Instrument ID: MM4 GC Column ID:
 VER Data Filename: 200303S04 Analysis Date: 03-MAR-2020 13:15:09
 Lab ID: OPR1_17354_PCB

NATIVE ANALYTES	SPIKE CONC. (pg/uL)	RECOVERY (%)	RANGE (%)			OK
PCB-1 2-MoCB	50	118	50	-	150	Y
PCB-3 4-MoCB	50	117	50	-	150	Y
PCB-4 22'-DiCB	50	126	50	-	150	Y
PCB-15 44'-DiCB	50	108	50	-	150	Y
PCB-19 22'6-TrCB	50	113	50	-	150	Y
PCB-37 344'-TrCB	50	103	50	-	150	Y
PCB-54 22'66'-TeCB	50	104	50	-	150	Y
PCB-77 33'44'-TeCB	50	96.1	50	-	150	Y
PCB-81 344'5-TeCB	50	86.2	50	-	150	Y
PCB-104 22'466'-PeCB	50	91.9	50	-	150	Y
PCB-105 233'44'-PeCB	50	99.4	50	-	150	Y
PCB-114 2344'5-PeCB	50	103	50	-	150	Y
PCB-118 23'44'5-PeCB	50	97.4	50	-	150	Y
PCB-123 23'44'5'-PeCB	50	99.6	50	-	150	Y
PCB-126 33'44'5-PeCB	50	108	50	-	150	Y
PCB-155 22'44'66'-HxCB	50	94.3	50	-	150	Y
PCB-156/157 ...-HxCB	100	103	50	-	150	Y
PCB-167 23'44'55'-HxCB	50	106	50	-	150	Y
PCB-169 33'44'55'-HxCB	50	114	50	-	150	Y
PCB-188 22'34'566'-HpCB	50	115	50	-	150	Y
PCB-189 233'44'55'-HpCB	50	99.9	50	-	150	Y
PCB-202 22'33'55'66'-OcCB	50	102	50	-	150	Y
PCB-205 233'44'55'6-OcCB	50	110	50	-	150	Y
PCB-206 22'33'44'55'6-NoCB	50	111	50	-	150	Y
PCB-208 22'33'455'66'-NoCB	50	104	50	-	150	Y
PCB-209 DeCB	50	97.6	50	-	150	Y

Contract-required recovery limits for OPR as specified in Table 6,
 Method 1668A.

Processed: 09 Mar 2020 15:11 Analyst: AH



METHOD 1668A

PCB ONGOING PRECISION AND RECOVERY (OPR)

FORM 8B

Lab Name: SGS North America
 Initial Calibration: ICAL: MM4_PCB_09172019_31DEC2019
 Instrument ID: MM4 GC Column ID:
 VER Data Filename: 200303S04 Analysis Date: 03-MAR-2020 13:15:09
 Lab ID: OPR1_17354_PCB

LABELED STANDARDS	SPIKE		RANGE			OK
	CONC. (pg/uL)	RECOVERY (%)	(%)			
ES PCB-1	100	64	15	-	140	Y
ES PCB-3	100	65.3	15	-	140	Y
ES PCB-4	100	55.1	30	-	140	Y
ES PCB-15	100	70.1	30	-	140	Y
ES PCB-19	100	65.6	30	-	140	Y
ES PCB-37	100	76.3	30	-	140	Y
ES PCB-54	100	65.3	30	-	140	Y
ES PCB-77	100	81.4	30	-	140	Y
ES PCB-81	100	80.6	30	-	140	Y
ES PCB-104	100	77	30	-	140	Y
ES PCB-105	100	93.3	30	-	140	Y
ES PCB-114	100	87.7	30	-	140	Y
ES PCB-118	100	88.2	30	-	140	Y
ES PCB-123	100	88.2	30	-	140	Y
ES PCB-126	100	96.5	30	-	140	Y
ES PCB-153	100	78.5	30	-	140	Y
ES PCB-155	100	77.8	30	-	140	Y
ES PCB-156/157	200	93.1	30	-	140	Y
ES PCB-167	100	91.6	30	-	140	Y
ES PCB-169	100	100	30	-	140	Y
ES PCB-170	100	80.3	30	-	140	Y
ES PCB-180	100	75.6	30	-	140	Y
ES PCB-188	100	72.1	30	-	140	Y
ES PCB-189	100	90.5	30	-	140	Y
ES PCB-202	100	82.7	30	-	140	Y
ES PCB-205	100	93.9	30	-	140	Y
ES PCB-206	100	95.7	30	-	140	Y
ES PCB-208	100	83.9	30	-	140	Y
ES PCB-209	100	103	30	-	140	Y
CLEANUP STANDARDS						
CS PCB-28	100	84.9	40	-	125	Y
CS PCB-111	100	86.4	40	-	125	Y
CS PCB-178	100	82.8	40	-	125	Y

Processed: 09 Mar 2020 15:11 Analyst: AH



Sample Receipt Notification

5500 Business Drive
Wilmington, NC 28405 USA
Tel: 910 794-1613
Toll Free: 866 846-8290
Fax: 910 794-3919

Project Manager: Amy Boehm
Receipt Date & Time: 22-Feb-20 at 10:15
AP Project name: B4127
Requested TAT: 15 business days
Projected due date: 16-Mar-20
Matrix: Aqueous
Phone#: 910-794-1613
Email Address: Amy.Boehm@sgs.com

Company Contact: Chris Kramer
Company: SLR International Corp
Project Name & Site: Former E.A. Nord Inc.
Project PO#: 108.00228.00061
QAAP/Contract #: n/a
Requested Analysis: Method 1668A
Phone#: 503.341.2187
Email Address: ckramer@slrconsulting.com

Client Smp ID	AP Smp ID	Sample Condition & Notes	Quantity	Size	Sampling Date	Sampling Time	Received Temp (°C)	Container #	Shipping #
MW-3-0220	B4127_001	Water	2	1-Liter Amber	18-Feb-20	13:45	0.1	1	3905 1530 3879
MW-10A-0220	B4127_002	Water	2	1-Liter Amber	18-Feb-20	14:30	0.1	1	3905 1530 3879
MW-12-0220	B4127_003	Water	2	1-Liter Amber	19-Feb-20	11:53	3.6	2	3905 1530 3880
MW-13-0220	B4127_004	Water	2	1-Liter Amber	19-Feb-20	12:30	3.6	2	3905 1530 3880
MW-14-0220	B4127_005	Water	2	1-Liter Amber	19-Feb-20	13:13	3.6	2	3905 1530 3880
MW-18-0220	B4127_006	Water	2	1-Liter Amber	18-Feb-20	15:49	0.1	1	3905 1530 3879
MW-19-0220	B4127_007	Water	2	1-Liter Amber	18-Feb-20	16:28	0.1	1	3905 1530 3879

Preservation Type: Notes/Comments: Samples received intact	Sample Seals: No	Any un-extracted sample will be stored for 90 days from reporting date. Additional storage fees may apply for any samples stored longer than 90 days.
--	-------------------------	---

Received by: Ashley Owens

Logged in by: Ashley Owens

QC'ed by: AK 24 Feb 20

All services are rendered in accordance with the applicable SGS General Conditions of Service accessible via: http://www.sgs.com/terms_and_conditions.htm

SLR International Corp. - West Linn, OR

Sample Delivery Group: L1191912
Samples Received: 02/21/2020
Project Number: 108.00228.00061
Description: Former E.A. Nord Inc. and us through its successor TELD-WEN.

Report To: Chris Kramer
1800 Blankenship Road, Suite 440
West Linn, WA 97068

Entire Report Reviewed By:



Jennifer Gambill
Project Manager

Results relate only to the items tested or calibrated and are reported as rounded values. This test report shall not be reproduced, except in full, without written approval of the laboratory. Where applicable, sampling conducted by Pace Analytical National is performed per guidance provided in laboratory standard operating procedures ENV-SOP-MTJL-0067 and ENV-SOP-MTJL-0068. Where sampling conducted by the customer, results relate to the accuracy of the information provided, and as the samples are received.





Cp: Cover Page	1	¹Cp
Tc: Table of Contents	2	²Tc
Ss: Sample Summary	3	³Ss
Cn: Case Narrative	4	⁴Cn
Sr: Sample Results	5	⁵Sr
MW-6-0220 L1191912-01	5	
MW-7-0220 L1191912-02	6	
MW-8A-0220 L1191912-03	7	
MW-11A-0220 L1191912-04	8	
MW-17-0220 L1191912-05	9	⁶Qc
Qc: Quality Control Summary	10	⁷Gl
Mercury by Method 7470A	10	
Metals (ICP) by Method 6010D	12	⁸Al
Semi-Volatile Organic Compounds (GC) by Method NWTPHDX-SGT	16	
Gl: Glossary of Terms	17	⁹Sc
Al: Accreditations & Locations	18	
Sc: Sample Chain of Custody	19	

SAMPLE SUMMARY



MW-6-0220 L1191912-01 GW

Collected by
Steven L. Collected date/time
02/19/20 10:19 Received date/time
02/21/20 08:30

Method	Batch	Dilution	Preparation date/time	Analysis date/time	Analyst	Location
Mercury by Method 7470A	WG1432227	1	02/24/20 10:02	02/24/20 18:58	TCT	Mt. Juliet, TN
Mercury by Method 7470A	WG1432228	1	02/24/20 10:07	02/24/20 20:54	TCT	Mt. Juliet, TN
Metals (ICP) by Method 6010D	WG1432273	1	02/25/20 11:12	02/26/20 19:18	JDG	Mt. Juliet, TN
Metals (ICP) by Method 6010D	WG1432280	1	02/24/20 11:30	02/24/20 16:57	EL	Mt. Juliet, TN

1
Cp

2
Tc

3
Ss

4
Cn

5
Sr

6
Qc

7
Gl

8
Al

9
Sc

MW-7-0220 L1191912-02 GW

Collected by
Steven L. Collected date/time
02/19/20 09:33 Received date/time
02/21/20 08:30

Method	Batch	Dilution	Preparation date/time	Analysis date/time	Analyst	Location
Mercury by Method 7470A	WG1432227	1	02/24/20 10:02	02/24/20 19:00	TCT	Mt. Juliet, TN
Mercury by Method 7470A	WG1432228	1	02/24/20 10:07	02/24/20 20:56	TCT	Mt. Juliet, TN
Metals (ICP) by Method 6010D	WG1432273	1	02/25/20 11:12	02/26/20 19:21	JDG	Mt. Juliet, TN
Metals (ICP) by Method 6010D	WG1432280	1	02/24/20 11:30	02/24/20 17:00	EL	Mt. Juliet, TN

MW-8A-0220 L1191912-03 GW

Collected by
Steven L. Collected date/time
02/19/20 14:29 Received date/time
02/21/20 08:30

Method	Batch	Dilution	Preparation date/time	Analysis date/time	Analyst	Location
Mercury by Method 7470A	WG1432227	1	02/24/20 10:02	02/24/20 19:06	TCT	Mt. Juliet, TN
Mercury by Method 7470A	WG1432228	1	02/24/20 10:07	02/24/20 20:58	TCT	Mt. Juliet, TN
Metals (ICP) by Method 6010D	WG1432273	1	02/25/20 11:12	02/26/20 19:24	JDG	Mt. Juliet, TN
Metals (ICP) by Method 6010D	WG1432280	1	02/24/20 11:30	02/24/20 17:02	EL	Mt. Juliet, TN

MW-11A-0220 L1191912-04 GW

Collected by
Steven L. Collected date/time
02/19/20 13:52 Received date/time
02/21/20 08:30

Method	Batch	Dilution	Preparation date/time	Analysis date/time	Analyst	Location
Semi-Volatile Organic Compounds (GC) by Method NWTPHDX-SGT	WG1432737	1	02/24/20 17:44	02/26/20 22:10	KME	Mt. Juliet, TN

MW-17-0220 L1191912-05 GW

Collected by
Steven L. Collected date/time
02/19/20 11:11 Received date/time
02/21/20 08:30

Method	Batch	Dilution	Preparation date/time	Analysis date/time	Analyst	Location
Mercury by Method 7470A	WG1432227	1	02/24/20 10:02	02/24/20 18:23	TCT	Mt. Juliet, TN
Mercury by Method 7470A	WG1432228	1	02/24/20 10:07	02/24/20 21:00	TCT	Mt. Juliet, TN
Metals (ICP) by Method 6010D	WG1432273	1	02/25/20 11:12	02/26/20 19:26	JDG	Mt. Juliet, TN
Metals (ICP) by Method 6010D	WG1432280	1	02/24/20 11:30	02/24/20 17:05	EL	Mt. Juliet, TN



All sample aliquots were received at the correct temperature, in the proper containers, with the appropriate preservatives, and within method specified holding times, unless qualified or notated within the report. Where applicable, all MDL (LOD) and RDL (LOQ) values reported for environmental samples have been corrected for the dilution factor used in the analysis. All Method and Batch Quality Control are within established criteria except where addressed in this case narrative, a non-conformance form or properly qualified within the sample results. By my digital signature below, I affirm to the best of my knowledge, all problems/anomalies observed by the laboratory as having the potential to affect the quality of the data have been identified by the laboratory, and no information or data have been knowingly withheld that would affect the quality of the data.

Jennifer Gambill
Project Manager

- ¹ Cp
- ² Tc
- ³ Ss
- ⁴ Cn
- ⁵ Sr
- ⁶ Qc
- ⁷ Gl
- ⁸ Al
- ⁹ Sc



Mercury by Method 7470A

Analyte	Result	Qualifier	MDL	RDL	Dilution	Analysis	Batch
	ug/l		ug/l	ug/l		date / time	
Mercury	U		0.0490	0.200	1	02/24/2020 18:58	WG1432227
Mercury,Dissolved	U		0.0490	0.200	1	02/24/2020 20:54	WG1432228

¹ Cp

² Tc

³ Ss

Metals (ICP) by Method 6010D

Analyte	Result	Qualifier	MDL	RDL	Dilution	Analysis	Batch
	ug/l		ug/l	ug/l		date / time	
Antimony	U		7.50	10.0	1	02/24/2020 16:57	WG1432280
Antimony,Dissolved	U		7.50	10.0	1	02/26/2020 19:18	WG1432273
Arsenic	U		6.50	10.0	1	02/24/2020 16:57	WG1432280
Arsenic,Dissolved	U		6.50	10.0	1	02/26/2020 19:18	WG1432273
Beryllium	U		0.700	2.00	1	02/24/2020 16:57	WG1432280
Beryllium,Dissolved	U		0.700	2.00	1	02/26/2020 19:18	WG1432273
Cadmium	U		0.700	2.00	1	02/24/2020 16:57	WG1432280
Cadmium,Dissolved	0.776	J	0.700	2.00	1	02/26/2020 19:18	WG1432273
Chromium	U		1.40	10.0	1	02/24/2020 16:57	WG1432280
Chromium,Dissolved	U		1.40	10.0	1	02/26/2020 19:18	WG1432273
Copper	U		5.30	10.0	1	02/24/2020 16:57	WG1432280
Copper,Dissolved	10.5		5.30	10.0	1	02/26/2020 19:18	WG1432273
Lead	5.16		1.90	5.00	1	02/24/2020 16:57	WG1432280
Lead,Dissolved	U		1.90	5.00	1	02/26/2020 19:18	WG1432273
Nickel	43.1		4.90	10.0	1	02/24/2020 16:57	WG1432280
Nickel,Dissolved	43.7		4.90	10.0	1	02/26/2020 19:18	WG1432273
Selenium	U		7.40	10.0	1	02/24/2020 16:57	WG1432280
Selenium,Dissolved	U		7.40	10.0	1	02/26/2020 19:18	WG1432273
Silver	U		2.80	5.00	1	02/24/2020 16:57	WG1432280
Silver,Dissolved	U		2.80	5.00	1	02/26/2020 19:18	WG1432273
Thallium	7.86	J	6.50	10.0	1	02/24/2020 16:57	WG1432280
Thallium,Dissolved	U		6.50	10.0	1	02/26/2020 19:18	WG1432273
Zinc	U		5.90	50.0	1	02/24/2020 16:57	WG1432280
Zinc,Dissolved	10.0	J	5.90	50.0	1	02/26/2020 19:18	WG1432273

⁴ Cn

⁵ Sr

⁶ Qc

⁷ Gl

⁸ Al

⁹ Sc



Mercury by Method 7470A

Analyte	Result	Qualifier	MDL	RDL	Dilution	Analysis	Batch
	ug/l		ug/l	ug/l		date / time	
Mercury	U		0.0490	0.200	1	02/24/2020 19:00	WG1432227
Mercury,Dissolved	U		0.0490	0.200	1	02/24/2020 20:56	WG1432228

¹ Cp

² Tc

³ Ss

Metals (ICP) by Method 6010D

Analyte	Result	Qualifier	MDL	RDL	Dilution	Analysis	Batch
	ug/l		ug/l	ug/l		date / time	
Antimony	U		7.50	10.0	1	02/24/2020 17:00	WG1432280
Antimony,Dissolved	U		7.50	10.0	1	02/26/2020 19:21	WG1432273
Arsenic	U		6.50	10.0	1	02/24/2020 17:00	WG1432280
Arsenic,Dissolved	U		6.50	10.0	1	02/26/2020 19:21	WG1432273
Beryllium	U		0.700	2.00	1	02/24/2020 17:00	WG1432280
Beryllium,Dissolved	U		0.700	2.00	1	02/26/2020 19:21	WG1432273
Cadmium	U		0.700	2.00	1	02/24/2020 17:00	WG1432280
Cadmium,Dissolved	U		0.700	2.00	1	02/26/2020 19:21	WG1432273
Chromium	U		1.40	10.0	1	02/24/2020 17:00	WG1432280
Chromium,Dissolved	U		1.40	10.0	1	02/26/2020 19:21	WG1432273
Copper	U		5.30	10.0	1	02/24/2020 17:00	WG1432280
Copper,Dissolved	10.7		5.30	10.0	1	02/26/2020 19:21	WG1432273
Lead	3.92	J	1.90	5.00	1	02/24/2020 17:00	WG1432280
Lead,Dissolved	U		1.90	5.00	1	02/26/2020 19:21	WG1432273
Nickel	5.74	J	4.90	10.0	1	02/24/2020 17:00	WG1432280
Nickel,Dissolved	4.91	J	4.90	10.0	1	02/26/2020 19:21	WG1432273
Selenium	U		7.40	10.0	1	02/24/2020 17:00	WG1432280
Selenium,Dissolved	U		7.40	10.0	1	02/26/2020 19:21	WG1432273
Silver	U		2.80	5.00	1	02/24/2020 17:00	WG1432280
Silver,Dissolved	U		2.80	5.00	1	02/26/2020 19:21	WG1432273
Thallium	U		6.50	10.0	1	02/24/2020 17:00	WG1432280
Thallium,Dissolved	U		6.50	10.0	1	02/26/2020 19:21	WG1432273
Zinc	6.61	J	5.90	50.0	1	02/24/2020 17:00	WG1432280
Zinc,Dissolved	10.6	J	5.90	50.0	1	02/26/2020 19:21	WG1432273

⁴ Cn

⁵ Sr

⁶ Qc

⁷ Gl

⁸ Al

⁹ Sc



Mercury by Method 7470A

Analyte	Result	Qualifier	MDL	RDL	Dilution	Analysis	Batch
	ug/l		ug/l	ug/l		date / time	
Mercury	U		0.0490	0.200	1	02/24/2020 19:06	WG1432227
Mercury,Dissolved	U		0.0490	0.200	1	02/24/2020 20:58	WG1432228

1 Cp

2 Tc

3 Ss

Metals (ICP) by Method 6010D

Analyte	Result	Qualifier	MDL	RDL	Dilution	Analysis	Batch
	ug/l		ug/l	ug/l		date / time	
Antimony	U		7.50	10.0	1	02/24/2020 17:02	WG1432280
Antimony,Dissolved	U		7.50	10.0	1	02/26/2020 19:24	WG1432273
Arsenic	7.90	J	6.50	10.0	1	02/24/2020 17:02	WG1432280
Arsenic,Dissolved	7.34	J	6.50	10.0	1	02/26/2020 19:24	WG1432273
Beryllium	U		0.700	2.00	1	02/24/2020 17:02	WG1432280
Beryllium,Dissolved	U		0.700	2.00	1	02/26/2020 19:24	WG1432273
Cadmium	U		0.700	2.00	1	02/24/2020 17:02	WG1432280
Cadmium,Dissolved	U		0.700	2.00	1	02/26/2020 19:24	WG1432273
Chromium	2.11	J	1.40	10.0	1	02/24/2020 17:02	WG1432280
Chromium,Dissolved	1.90	J	1.40	10.0	1	02/26/2020 19:24	WG1432273
Copper	U		5.30	10.0	1	02/24/2020 17:02	WG1432280
Copper,Dissolved	U		5.30	10.0	1	02/26/2020 19:24	WG1432273
Lead	6.45		1.90	5.00	1	02/24/2020 17:02	WG1432280
Lead,Dissolved	2.77	J	1.90	5.00	1	02/26/2020 19:24	WG1432273
Nickel	U		4.90	10.0	1	02/24/2020 17:02	WG1432280
Nickel,Dissolved	U		4.90	10.0	1	02/26/2020 19:24	WG1432273
Selenium	U		7.40	10.0	1	02/24/2020 17:02	WG1432280
Selenium,Dissolved	U		7.40	10.0	1	02/26/2020 19:24	WG1432273
Silver	U		2.80	5.00	1	02/24/2020 17:02	WG1432280
Silver,Dissolved	U		2.80	5.00	1	02/26/2020 19:24	WG1432273
Thallium	U		6.50	10.0	1	02/24/2020 17:02	WG1432280
Thallium,Dissolved	U		6.50	10.0	1	02/26/2020 19:24	WG1432273
Zinc	U		5.90	50.0	1	02/24/2020 17:02	WG1432280
Zinc,Dissolved	U		5.90	50.0	1	02/26/2020 19:24	WG1432273

4 Cn

5 Sr

6 Qc

7 Gl

8 Al

9 Sc



Semi-Volatile Organic Compounds (GC) by Method NWTPHDX-SGT

Analyte	Result ug/l	Qualifier	MDL ug/l	RDL ug/l	Dilution	Analysis date / time	Batch
Diesel Range Organics (DRO)	U		66.7	200	1	02/26/2020 22:10	WG1432737
Residual Range Organics (RRO)	U		83.3	250	1	02/26/2020 22:10	WG1432737
(S) o-Terphenyl	57.9			52.0-156		02/26/2020 22:10	WG1432737

¹ Cp

² Tc

³ Ss

⁴ Cn

⁵ Sr

⁶ Qc

⁷ Gl

⁸ Al

⁹ Sc



Mercury by Method 7470A

Analyte	Result	Qualifier	MDL	RDL	Dilution	Analysis	Batch
	ug/l		ug/l	ug/l		date / time	
Mercury	U	J3	0.0490	0.200	1	02/24/2020 18:23	WG1432227
Mercury,Dissolved	U		0.0490	0.200	1	02/24/2020 21:00	WG1432228

1 Cp

2 Tc

3 Ss

Metals (ICP) by Method 6010D

Analyte	Result	Qualifier	MDL	RDL	Dilution	Analysis	Batch
	ug/l		ug/l	ug/l		date / time	
Antimony	U		7.50	10.0	1	02/24/2020 17:05	WG1432280
Antimony,Dissolved	U		7.50	10.0	1	02/26/2020 19:26	WG1432273
Arsenic	101		6.50	10.0	1	02/24/2020 17:05	WG1432280
Arsenic,Dissolved	93.8		6.50	10.0	1	02/26/2020 19:26	WG1432273
Beryllium	U		0.700	2.00	1	02/24/2020 17:05	WG1432280
Beryllium,Dissolved	U		0.700	2.00	1	02/26/2020 19:26	WG1432273
Cadmium	U		0.700	2.00	1	02/24/2020 17:05	WG1432280
Cadmium,Dissolved	U		0.700	2.00	1	02/26/2020 19:26	WG1432273
Chromium	U		1.40	10.0	1	02/24/2020 17:05	WG1432280
Chromium,Dissolved	1.72	J	1.40	10.0	1	02/26/2020 19:26	WG1432273
Copper	U		5.30	10.0	1	02/24/2020 17:05	WG1432280
Copper,Dissolved	8.55	J	5.30	10.0	1	02/26/2020 19:26	WG1432273
Lead	5.95		1.90	5.00	1	02/24/2020 17:05	WG1432280
Lead,Dissolved	U		1.90	5.00	1	02/26/2020 19:26	WG1432273
Nickel	U		4.90	10.0	1	02/24/2020 17:05	WG1432280
Nickel,Dissolved	U		4.90	10.0	1	02/26/2020 19:26	WG1432273
Selenium	U		7.40	10.0	1	02/24/2020 17:05	WG1432280
Selenium,Dissolved	U		7.40	10.0	1	02/26/2020 19:26	WG1432273
Silver	U		2.80	5.00	1	02/24/2020 17:05	WG1432280
Silver,Dissolved	U		2.80	5.00	1	02/26/2020 19:26	WG1432273
Thallium	U		6.50	10.0	1	02/24/2020 17:05	WG1432280
Thallium,Dissolved	U		6.50	10.0	1	02/26/2020 19:26	WG1432273
Zinc	U		5.90	50.0	1	02/24/2020 17:05	WG1432280
Zinc,Dissolved	7.54	J	5.90	50.0	1	02/26/2020 19:26	WG1432273

4 Cn

5 Sr

6 Qc

7 Gl

8 Al

9 Sc



Method Blank (MB)

(MB) R3502612-1 02/24/20 18:19

Analyte	MB Result ug/l	MB Qualifier	MB MDL ug/l	MB RDL ug/l
Mercury	U		0.0490	0.200

1 Cp

2 Tc

3 Ss

Laboratory Control Sample (LCS)

(LCS) R3502612-2 02/24/20 18:21

Analyte	Spike Amount ug/l	LCS Result ug/l	LCS Rec. %	Rec. Limits %	LCS Qualifier
Mercury	3.00	2.75	91.8	80.0-120	

4 Cn

5 Sr

L1191912-05 Original Sample (OS) • Matrix Spike (MS) • Matrix Spike Duplicate (MSD)

(OS) L1191912-05 02/24/20 18:23 • (MS) R3502612-3 02/24/20 18:25 • (MSD) R3502612-4 02/24/20 18:27

Analyte	Spike Amount ug/l	Original Result ug/l	MS Result ug/l	MSD Result ug/l	MS Rec. %	MSD Rec. %	Dilution	Rec. Limits %	MS Qualifier	MSD Qualifier	RPD %	RPD Limits %
Mercury	3.00	U	2.83	2.27	94.3	75.6	1	75.0-125		J3	22.1	20

6 Qc

7 Gl

8 Al

9 Sc



Method Blank (MB)

(MB) R3502614-1 02/24/20 20:28

Analyte	MB Result ug/l	MB Qualifier	MB MDL ug/l	MB RDL ug/l
Mercury,Dissolved	U		0.0490	0.200

¹ Cp

² Tc

³ Ss

Laboratory Control Sample (LCS)

(LCS) R3502614-2 02/24/20 20:30

Analyte	Spike Amount ug/l	LCS Result ug/l	LCS Rec. %	Rec. Limits %	LCS Qualifier
Mercury,Dissolved	3.00	3.12	104	80.0-120	

⁴ Cn

⁵ Sr

L1191924-06 Original Sample (OS) • Matrix Spike (MS) • Matrix Spike Duplicate (MSD)

(OS) L1191924-06 02/24/20 20:32 • (MS) R3502614-3 02/24/20 20:34 • (MSD) R3502614-4 02/24/20 20:36

Analyte	Spike Amount ug/l	Original Result ug/l	MS Result ug/l	MSD Result ug/l	MS Rec. %	MSD Rec. %	Dilution	Rec. Limits %	MS Qualifier	MSD Qualifier	RPD %	RPD Limits %
Mercury,Dissolved	3.00	U	2.73	2.66	90.9	88.5	1	75.0-125			2.65	20

⁶ Qc

⁷ Gl

⁸ Al

⁹ Sc



Method Blank (MB)

(MB) R3503349-1 02/26/20 18:30

Analyte	MB Result	MB Qualifier	MB MDL	MB RDL
	ug/l		ug/l	ug/l
Antimony,Dissolved	U		7.50	10.0
Arsenic,Dissolved	U		6.50	10.0
Beryllium,Dissolved	U		0.700	2.00
Cadmium,Dissolved	U		0.700	2.00
Chromium,Dissolved	U		1.40	10.0
Copper,Dissolved	U		5.30	10.0
Lead,Dissolved	U		1.90	5.00
Nickel,Dissolved	U		4.90	10.0
Selenium,Dissolved	U		7.40	10.0
Silver,Dissolved	U		2.80	5.00
Thallium,Dissolved	U		6.50	10.0
Zinc,Dissolved	U		5.90	50.0

¹ Cp

² Tc

³ Ss

⁴ Cn

⁵ Sr

⁶ Qc

⁷ Gl

⁸ Al

⁹ Sc

Laboratory Control Sample (LCS)

(LCS) R3503349-2 02/26/20 18:33

Analyte	Spike Amount	LCS Result	LCS Rec.	Rec. Limits	LCS Qualifier
	ug/l	ug/l	%	%	
Antimony,Dissolved	1000	983	98.3	80.0-120	
Arsenic,Dissolved	1000	924	92.4	80.0-120	
Beryllium,Dissolved	1000	1010	101	80.0-120	
Cadmium,Dissolved	1000	939	93.9	80.0-120	
Chromium,Dissolved	1000	923	92.3	80.0-120	
Copper,Dissolved	1000	996	99.6	80.0-120	
Lead,Dissolved	1000	958	95.8	80.0-120	
Nickel,Dissolved	1000	960	96.0	80.0-120	
Selenium,Dissolved	1000	923	92.3	80.0-120	
Silver,Dissolved	200	170	85.2	80.0-120	
Thallium,Dissolved	1000	979	97.9	80.0-120	
Zinc,Dissolved	1000	925	92.5	80.0-120	

L1191902-02 Original Sample (OS) • Matrix Spike (MS) • Matrix Spike Duplicate (MSD)

(OS) L1191902-02 02/26/20 18:35 • (MS) R3503349-4 02/26/20 18:41 • (MSD) R3503349-5 02/26/20 18:43

Analyte	Spike Amount	Original Result	MS Result	MSD Result	MS Rec.	MSD Rec.	Dilution	Rec. Limits	MS Qualifier	MSD Qualifier	RPD	RPD Limits
	ug/l	ug/l	ug/l	ug/l	%	%		%			%	%
Antimony,Dissolved	1000	U	1000	1010	100	101	1	75.0-125			1.14	20
Arsenic,Dissolved	1000	U	989	987	98.9	98.7	1	75.0-125			0.175	20
Beryllium,Dissolved	1000	U	1030	1020	103	102	1	75.0-125			0.328	20



L1191902-02 Original Sample (OS) • Matrix Spike (MS) • Matrix Spike Duplicate (MSD)

(OS) L1191902-02 02/26/20 18:35 • (MS) R3503349-4 02/26/20 18:41 • (MSD) R3503349-5 02/26/20 18:43

Analyte	Spike Amount ug/l	Original Result ug/l	MS Result ug/l	MSD Result ug/l	MS Rec. %	MSD Rec. %	Dilution	Rec. Limits %	MS Qualifier	MSD Qualifier	RPD %	RPD Limits %
Cadmium,Dissolved	1000	U	972	970	97.2	97.0	1	75.0-125			0.220	20
Chromium,Dissolved	1000	U	916	914	91.6	91.4	1	75.0-125			0.165	20
Copper,Dissolved	1000	U	994	990	99.4	99.0	1	75.0-125			0.483	20
Lead,Dissolved	1000	U	972	970	97.2	97.0	1	75.0-125			0.280	20
Nickel,Dissolved	1000	U	1000	1000	100	100	1	75.0-125			0.233	20
Selenium,Dissolved	1000	U	973	976	97.3	97.6	1	75.0-125			0.339	20
Silver,Dissolved	200	U	173	172	86.4	86.0	1	75.0-125			0.408	20
Thallium,Dissolved	1000	U	953	949	95.3	94.9	1	75.0-125			0.433	20
Zinc,Dissolved	1000	U	939	941	93.9	94.1	1	75.0-125			0.169	20

- 1 Cp
- 2 Tc
- 3 Ss
- 4 Cn
- 5 Sr
- 6 Qc
- 7 Gl
- 8 Al
- 9 Sc



Method Blank (MB)

(MB) R3502637-1 02/24/20 16:11

Analyte	MB Result	MB Qualifier	MB MDL	MB RDL
	ug/l		ug/l	ug/l
Antimony	U		7.50	10.0
Arsenic	U		6.50	10.0
Beryllium	U		0.700	2.00
Cadmium	U		0.700	2.00
Chromium	U		1.40	10.0
Copper	U		5.30	10.0
Lead	U		1.90	5.00
Nickel	U		4.90	10.0
Selenium	U		7.40	10.0
Silver	U		2.80	5.00
Thallium	U		6.50	10.0
Zinc	U		5.90	50.0

¹ Cp

² Tc

³ Ss

⁴ Cn

⁵ Sr

⁶ Qc

⁷ Gl

⁸ Al

⁹ Sc

Laboratory Control Sample (LCS)

(LCS) R3502637-2 02/24/20 16:13

Analyte	Spike Amount	LCS Result	LCS Rec.	Rec. Limits	LCS Qualifier
	ug/l	ug/l	%	%	
Antimony	1000	1020	102	80.0-120	
Arsenic	1000	974	97.4	80.0-120	
Beryllium	1000	995	99.5	80.0-120	
Cadmium	1000	1000	100	80.0-120	
Chromium	1000	1010	101	80.0-120	
Copper	1000	915	91.5	80.0-120	
Lead	1000	1010	101	80.0-120	
Nickel	1000	1010	101	80.0-120	
Selenium	1000	984	98.4	80.0-120	
Silver	200	192	96.2	80.0-120	
Thallium	1000	965	96.5	80.0-120	
Zinc	1000	1010	101	80.0-120	

L1191980-01 Original Sample (OS) • Matrix Spike (MS) • Matrix Spike Duplicate (MSD)

(OS) L1191980-01 02/24/20 16:16 • (MS) R3502637-4 02/24/20 16:21 • (MSD) R3502637-5 02/24/20 16:24

Analyte	Spike Amount	Original Result	MS Result	MSD Result	MS Rec.	MSD Rec.	Dilution	Rec. Limits	MS Qualifier	MSD Qualifier	RPD	RPD Limits
	ug/l	ug/l	ug/l	ug/l	%	%		%			%	%
Antimony	1000	ND	1020	1030	102	103	1	75.0-125			1.11	20
Arsenic	1000	ND	983	986	98.3	98.6	1	75.0-125			0.390	20
Beryllium	1000	ND	995	998	99.5	99.8	1	75.0-125			0.314	20



L1191980-01 Original Sample (OS) • Matrix Spike (MS) • Matrix Spike Duplicate (MSD)

(OS) L1191980-01 02/24/20 16:16 • (MS) R3502637-4 02/24/20 16:21 • (MSD) R3502637-5 02/24/20 16:24

Analyte	Spike Amount ug/l	Original Result ug/l	MS Result ug/l	MSD Result ug/l	MS Rec. %	MSD Rec. %	Dilution	Rec. Limits %	MS Qualifier	MSD Qualifier	RPD %	RPD Limits %
Cadmium	1000	ND	1010	1010	101	101	1	75.0-125			0.0616	20
Chromium	1000	ND	1030	1030	103	103	1	75.0-125			0.0644	20
Copper	1000	ND	923	920	92.3	92.0	1	75.0-125			0.389	20
Lead	1000	ND	1010	1010	101	101	1	75.0-125			0.135	20
Nickel	1000	ND	1030	1020	103	102	1	75.0-125			0.225	20
Selenium	1000	ND	988	995	98.8	99.5	1	75.0-125			0.676	20
Silver	200	ND	195	195	97.6	97.6	1	75.0-125			0.0254	20
Thallium	1000	ND	970	978	97.0	97.8	1	75.0-125			0.805	20
Zinc	1000	ND	1020	1020	102	102	1	75.0-125			0.0600	20

¹ Cp

² Tc

³ Ss

⁴ Cn

⁵ Sr

⁶ Qc

⁷ Gl

⁸ Al

⁹ Sc



Method Blank (MB)

(MB) R3503003-1 02/25/20 14:30

Analyte	MB Result ug/l	MB Qualifier	MB MDL ug/l	MB RDL ug/l
Diesel Range Organics (DRO)	185	↓	66.7	200
Residual Range Organics (RRO)	595		83.3	250
(S) o-Terphenyl	70.0			52.0-156

Laboratory Control Sample (LCS) • Laboratory Control Sample Duplicate (LCSD)

(LCS) R3503003-2 02/25/20 14:53 • (LCSD) R3503003-3 02/25/20 15:17

Analyte	Spike Amount ug/l	LCS Result ug/l	LCSD Result ug/l	LCS Rec. %	LCSD Rec. %	Rec. Limits %	LCS Qualifier	LCSD Qualifier	RPD %	RPD Limits %
Diesel Range Organics (DRO)	1500	1230	1250	82.0	83.3	50.0-150			1.61	20
(S) o-Terphenyl				76.0	75.5	52.0-156				

1 Cp

2 Tc

3 Ss

4 Cn

5 Sr

6 Qc

7 Gl

8 Al

9 Sc



Guide to Reading and Understanding Your Laboratory Report

The information below is designed to better explain the various terms used in your report of analytical results from the Laboratory. This is not intended as a comprehensive explanation, and if you have additional questions please contact your project representative.

Results Disclaimer - Information that may be provided by the customer, and contained within this report, include Permit Limits, Project Name, Sample ID, Sample Matrix, Sample Preservation, Field Blanks, Field Spikes, Field Duplicates, On-Site Data, Sampling Collection Dates/Times, and Sampling Location. Results relate to the accuracy of this information provided, and as the samples are received.

Abbreviations and Definitions

MDL	Method Detection Limit.
ND	Not detected at the Reporting Limit (or MDL where applicable).
RDL	Reported Detection Limit.
Rec.	Recovery.
RPD	Relative Percent Difference.
SDG	Sample Delivery Group.
(S)	Surrogate (Surrogate Standard) - Analytes added to every blank, sample, Laboratory Control Sample/Duplicate and Matrix Spike/Duplicate; used to evaluate analytical efficiency by measuring recovery. Surrogates are not expected to be detected in all environmental media.
U	Not detected at the Reporting Limit (or MDL where applicable).
Analyte	The name of the particular compound or analysis performed. Some Analyses and Methods will have multiple analytes reported.
Dilution	If the sample matrix contains an interfering material, the sample preparation volume or weight values differ from the standard, or if concentrations of analytes in the sample are higher than the highest limit of concentration that the laboratory can accurately report, the sample may be diluted for analysis. If a value different than 1 is used in this field, the result reported has already been corrected for this factor.
Limits	These are the target % recovery ranges or % difference value that the laboratory has historically determined as normal for the method and analyte being reported. Successful QC Sample analysis will target all analytes recovered or duplicated within these ranges.
Original Sample	The non-spiked sample in the prep batch used to determine the Relative Percent Difference (RPD) from a quality control sample. The Original Sample may not be included within the reported SDG.
Qualifier	This column provides a letter and/or number designation that corresponds to additional information concerning the result reported. If a Qualifier is present, a definition per Qualifier is provided within the Glossary and Definitions page and potentially a discussion of possible implications of the Qualifier in the Case Narrative if applicable.
Result	The actual analytical final result (corrected for any sample specific characteristics) reported for your sample. If there was no measurable result returned for a specific analyte, the result in this column may state "ND" (Not Detected) or "BDL" (Below Detectable Levels). The information in the results column should always be accompanied by either an MDL (Method Detection Limit) or RDL (Reporting Detection Limit) that defines the lowest value that the laboratory could detect or report for this analyte.
Uncertainty (Radiochemistry)	Confidence level of 2 sigma.
Case Narrative (Cn)	A brief discussion about the included sample results, including a discussion of any non-conformances to protocol observed either at sample receipt by the laboratory from the field or during the analytical process. If present, there will be a section in the Case Narrative to discuss the meaning of any data qualifiers used in the report.
Quality Control Summary (Qc)	This section of the report includes the results of the laboratory quality control analyses required by procedure or analytical methods to assist in evaluating the validity of the results reported for your samples. These analyses are not being performed on your samples typically, but on laboratory generated material.
Sample Chain of Custody (Sc)	This is the document created in the field when your samples were initially collected. This is used to verify the time and date of collection, the person collecting the samples, and the analyses that the laboratory is requested to perform. This chain of custody also documents all persons (excluding commercial shippers) that have had control or possession of the samples from the time of collection until delivery to the laboratory for analysis.
Sample Results (Sr)	This section of your report will provide the results of all testing performed on your samples. These results are provided by sample ID and are separated by the analyses performed on each sample. The header line of each analysis section for each sample will provide the name and method number for the analysis reported.
Sample Summary (Ss)	This section of the Analytical Report defines the specific analyses performed for each sample ID, including the dates and times of preparation and/or analysis.

- 1 Cp
- 2 Tc
- 3 Ss
- 4 Cn
- 5 Sr
- 6 Qc
- 7 Gl
- 8 Al
- 9 Sc

Qualifier	Description
J	The identification of the analyte is acceptable; the reported value is an estimate.
J3	The associated batch QC was outside the established quality control range for precision.



Pace National is the only environmental laboratory accredited/certified to support your work nationwide from one location. One phone call, one point of contact, one laboratory. No other lab is as accessible or prepared to handle your needs throughout the country. Our capacity and capability from our single location laboratory is comparable to the collective totals of the network laboratories in our industry. The most significant benefit to our one location design is the design of our laboratory campus. The model is conducive to accelerated productivity, decreasing turn-around time, and preventing cross contamination, thus protecting sample integrity. Our focus on premium quality and prompt service allows us to be YOUR LAB OF CHOICE.

* Not all certifications held by the laboratory are applicable to the results reported in the attached report.
 * Accreditation is only applicable to the test methods specified on each scope of accreditation held by Pace National.

State Accreditations

Alabama	40660	Nebraska	NE-OS-15-05
Alaska	17-026	Nevada	TN-03-2002-34
Arizona	AZ0612	New Hampshire	2975
Arkansas	88-0469	New Jersey-NELAP	TN002
California	2932	New Mexico ¹	n/a
Colorado	TN00003	New York	11742
Connecticut	PH-0197	North Carolina	Env375
Florida	E87487	North Carolina ¹	DW21704
Georgia	NELAP	North Carolina ³	41
Georgia ¹	923	North Dakota	R-140
Idaho	TN00003	Ohio-VAP	CL0069
Illinois	200008	Oklahoma	9915
Indiana	C-TN-01	Oregon	TN200002
Iowa	364	Pennsylvania	68-02979
Kansas	E-10277	Rhode Island	LA000356
Kentucky ^{1,6}	90010	South Carolina	84004
Kentucky ²	16	South Dakota	n/a
Louisiana	AI30792	Tennessee ^{1,4}	2006
Louisiana ¹	LA180010	Texas	T104704245-18-15
Maine	TN0002	Texas ⁵	LAB0152
Maryland	324	Utah	TN00003
Massachusetts	M-TN003	Vermont	VT2006
Michigan	9958	Virginia	460132
Minnesota	047-999-395	Washington	C847
Mississippi	TN00003	West Virginia	233
Missouri	340	Wisconsin	9980939910
Montana	CERT0086	Wyoming	A2LA

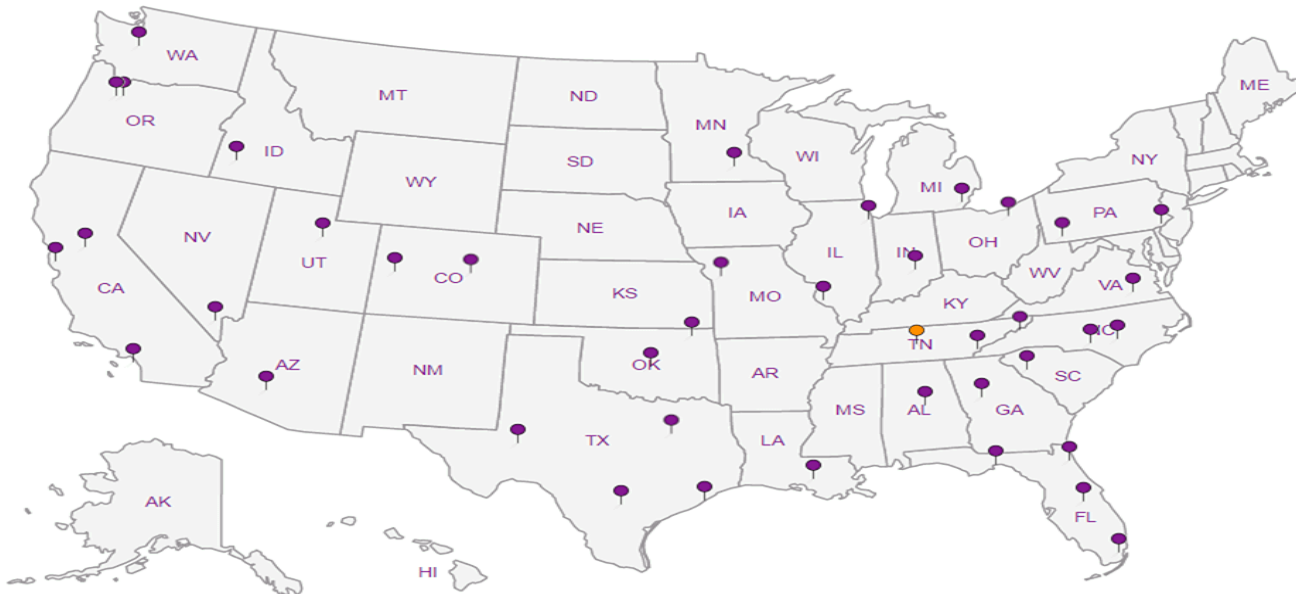
Third Party Federal Accreditations

A2LA – ISO 17025	1461.01	AIHA-LAP,LLC EMLAP	100789
A2LA – ISO 17025 ⁵	1461.02	DOD	1461.01
Canada	1461.01	USDA	P330-15-00234
EPA-Crypto	TN00003		

¹ Drinking Water ² Underground Storage Tanks ³ Aquatic Toxicity ⁴ Chemical/Microbiological ⁵ Mold ⁶ Wastewater n/a Accreditation not applicable

Our Locations

Pace National has sixty-four client support centers that provide sample pickup and/or the delivery of sampling supplies. If you would like assistance from one of our support offices, please contact our main office. Pace National performs all testing at our central laboratory.



1 Cp

2 Tc

3 Ss

4 Cn

5 Sr

6 Qc

7 Gl

8 Al

9 Sc

SLR International Corp. - West Linn, OR

Sample Delivery Group: L1250441
Samples Received: 08/13/2020
Project Number: 108.00228.00061
Description: Nord Door Project - Everett, WA
Site: EVERETT, WA NORD
Report To: Chris Kramer
1800 Blankenship Road, Suite 440
West Linn, OR 97068

Entire Report Reviewed By:



Jason Romer
Project Manager

Results relate only to the items tested or calibrated and are reported as rounded values. This test report shall not be reproduced, except in full, without written approval of the laboratory. Where applicable, sampling conducted by Pace Analytical National is performed per guidance provided in laboratory standard operating procedures ENV-SOP-MTJL-0067 and ENV-SOP-MTJL-0068. Where sampling conducted by the customer, results relate to the accuracy of the information provided, and as the samples are received.





Cp: Cover Page	1	1 Cp
Tc: Table of Contents	2	
Ss: Sample Summary	3	2 Tc
Cn: Case Narrative	4	
Sr: Sample Results	5	3 Ss
MW-6-0820 L1250441-01	5	
MW-7-0820 L1250441-02	6	4 Cn
MW-8A-0820 L1250441-03	7	5 Sr
MW-11A-0820 L1250441-04	8	
MW-17-0820 L1250441-05	9	6 Qc
Qc: Quality Control Summary	10	7 Gl
Mercury by Method 7470A	10	
Metals (ICP) by Method 6010D	11	8 Al
Semi-Volatile Organic Compounds (GC) by Method NWTPHDX-NO SGT	12	
Gl: Glossary of Terms	13	9 Sc
Al: Accreditations & Locations	14	
Sc: Sample Chain of Custody	15	

SAMPLE SUMMARY



MW-6-0820 L1250441-01 GW

Collected by Steven L. Collected date/time 08/11/20 09:36 Received date/time 08/13/20 09:00

Method	Batch	Dilution	Preparation date/time	Analysis date/time	Analyst	Location
Mercury by Method 7470A	WG1527446	1	08/17/20 23:15	08/18/20 13:36	ABL	Mt. Juliet, TN
Metals (ICP) by Method 6010D	WG1527070	1	08/18/20 11:29	08/18/20 15:59	EL	Mt. Juliet, TN

1 Cp

2 Tc

3 Ss

MW-7-0820 L1250441-02 GW

Collected by Steven L. Collected date/time 08/11/20 11:06 Received date/time 08/13/20 09:00

Method	Batch	Dilution	Preparation date/time	Analysis date/time	Analyst	Location
Mercury by Method 7470A	WG1527446	1	08/17/20 23:15	08/18/20 13:38	ABL	Mt. Juliet, TN
Metals (ICP) by Method 6010D	WG1527070	1	08/18/20 11:29	08/18/20 16:02	EL	Mt. Juliet, TN

4 Cn

5 Sr

6 Qc

MW-8A-0820 L1250441-03 GW

Collected by Steven L. Collected date/time 08/11/20 16:23 Received date/time 08/13/20 09:00

Method	Batch	Dilution	Preparation date/time	Analysis date/time	Analyst	Location
Mercury by Method 7470A	WG1527446	1	08/17/20 23:15	08/18/20 13:40	ABL	Mt. Juliet, TN
Metals (ICP) by Method 6010D	WG1527070	1	08/18/20 11:29	08/18/20 16:05	EL	Mt. Juliet, TN

7 Gl

8 Al

9 Sc

MW-11A-0820 L1250441-04 GW

Collected by Steven L. Collected date/time 08/11/20 15:37 Received date/time 08/13/20 09:00

Method	Batch	Dilution	Preparation date/time	Analysis date/time	Analyst	Location
Semi-Volatile Organic Compounds (GC) by Method NWTPHDX-NO SGT	WG1527426	1	08/17/20 17:22	08/18/20 05:14	CAG	Mt. Juliet, TN

MW-17-0820 L1250441-05 GW

Collected by Steven L. Collected date/time 08/11/20 13:10 Received date/time 08/13/20 09:00

Method	Batch	Dilution	Preparation date/time	Analysis date/time	Analyst	Location
Mercury by Method 7470A	WG1527446	1	08/17/20 23:15	08/18/20 13:42	ABL	Mt. Juliet, TN
Metals (ICP) by Method 6010D	WG1527070	1	08/18/20 11:29	08/18/20 16:08	EL	Mt. Juliet, TN



All sample aliquots were received at the correct temperature, in the proper containers, with the appropriate preservatives, and within method specified holding times, unless qualified or notated within the report. Where applicable, all MDL (LOD) and RDL (LOQ) values reported for environmental samples have been corrected for the dilution factor used in the analysis. All Method and Batch Quality Control are within established criteria except where addressed in this case narrative, a non-conformance form or properly qualified within the sample results. By my digital signature below, I affirm to the best of my knowledge, all problems/anomalies observed by the laboratory as having the potential to affect the quality of the data have been identified by the laboratory, and no information or data have been knowingly withheld that would affect the quality of the data.

Jason Romer
Project Manager

- ¹ Cp
- ² Tc
- ³ Ss
- ⁴ Cn
- ⁵ Sr
- ⁶ Qc
- ⁷ Gl
- ⁸ Al
- ⁹ Sc



Mercury by Method 7470A

Analyte	Result	Qualifier	MDL	RDL	Dilution	Analysis	Batch
	ug/l		ug/l	ug/l		date / time	
Mercury	U		0.100	0.200	1	08/18/2020 13:36	WG1527446

¹ Cp

² Tc

Metals (ICP) by Method 6010D

Analyte	Result	Qualifier	MDL	RDL	Dilution	Analysis	Batch
	ug/l		ug/l	ug/l		date / time	
Antimony	U		4.30	10.0	1	08/18/2020 15:59	WG1527070
Arsenic	U		4.40	10.0	1	08/18/2020 15:59	WG1527070
Beryllium	U		0.460	2.00	1	08/18/2020 15:59	WG1527070
Cadmium	0.605	J	0.563	2.00	1	08/18/2020 15:59	WG1527070
Chromium	U		5.00	10.0	1	08/18/2020 15:59	WG1527070
Copper	U		4.69	10.0	1	08/18/2020 15:59	WG1527070
Lead	U		2.95	6.00	1	08/18/2020 15:59	WG1527070
Nickel	33.3		2.98	10.0	1	08/18/2020 15:59	WG1527070
Selenium	U		7.35	10.0	1	08/18/2020 15:59	WG1527070
Silver	U		1.91	5.00	1	08/18/2020 15:59	WG1527070
Thallium	U		4.31	10.0	1	08/18/2020 15:59	WG1527070
Zinc	U		9.16	50.0	1	08/18/2020 15:59	WG1527070

³ Ss

⁴ Cn

⁵ Sr

⁶ Qc

⁷ Gl

⁸ Al

⁹ Sc



Mercury by Method 7470A

Analyte	Result	Qualifier	MDL	RDL	Dilution	Analysis	Batch
	ug/l		ug/l	ug/l		date / time	
Mercury	U		0.100	0.200	1	08/18/2020 13:38	WG1527446

¹ Cp

² Tc

Metals (ICP) by Method 6010D

Analyte	Result	Qualifier	MDL	RDL	Dilution	Analysis	Batch
	ug/l		ug/l	ug/l		date / time	
Antimony	U		4.30	10.0	1	08/18/2020 16:02	WG1527070
Arsenic	19.5		4.40	10.0	1	08/18/2020 16:02	WG1527070
Beryllium	U		0.460	2.00	1	08/18/2020 16:02	WG1527070
Cadmium	U		0.563	2.00	1	08/18/2020 16:02	WG1527070
Chromium	U		5.00	10.0	1	08/18/2020 16:02	WG1527070
Copper	U		4.69	10.0	1	08/18/2020 16:02	WG1527070
Lead	U		2.95	6.00	1	08/18/2020 16:02	WG1527070
Nickel	8.64	J	2.98	10.0	1	08/18/2020 16:02	WG1527070
Selenium	U		7.35	10.0	1	08/18/2020 16:02	WG1527070
Silver	U		1.91	5.00	1	08/18/2020 16:02	WG1527070
Thallium	U		4.31	10.0	1	08/18/2020 16:02	WG1527070
Zinc	U		9.16	50.0	1	08/18/2020 16:02	WG1527070

³ Ss

⁴ Cn

⁵ Sr

⁶ Qc

⁷ Gl

⁸ Al

⁹ Sc



Mercury by Method 7470A

Analyte	Result	Qualifier	MDL	RDL	Dilution	Analysis	Batch
	ug/l		ug/l	ug/l		date / time	
Mercury	U		0.100	0.200	1	08/18/2020 13:40	WG1527446

¹ Cp

² Tc

Metals (ICP) by Method 6010D

Analyte	Result	Qualifier	MDL	RDL	Dilution	Analysis	Batch
	ug/l		ug/l	ug/l		date / time	
Antimony	6.07	J	4.30	10.0	1	08/18/2020 16:05	WG1527070
Arsenic	16.1		4.40	10.0	1	08/18/2020 16:05	WG1527070
Beryllium	U		0.460	2.00	1	08/18/2020 16:05	WG1527070
Cadmium	U		0.563	2.00	1	08/18/2020 16:05	WG1527070
Chromium	5.84	J	5.00	10.0	1	08/18/2020 16:05	WG1527070
Copper	U		4.69	10.0	1	08/18/2020 16:05	WG1527070
Lead	U		2.95	6.00	1	08/18/2020 16:05	WG1527070
Nickel	U		2.98	10.0	1	08/18/2020 16:05	WG1527070
Selenium	U		7.35	10.0	1	08/18/2020 16:05	WG1527070
Silver	U		1.91	5.00	1	08/18/2020 16:05	WG1527070
Thallium	U		4.31	10.0	1	08/18/2020 16:05	WG1527070
Zinc	U		9.16	50.0	1	08/18/2020 16:05	WG1527070

³ Ss

⁴ Cn

⁵ Sr

⁶ Qc

⁷ Gl

⁸ Al

⁹ Sc



Semi-Volatile Organic Compounds (GC) by Method NWTPHDX-NO SGT

Analyte	Result ug/l	Qualifier	MDL ug/l	RDL ug/l	Dilution	Analysis date / time	Batch
Diesel Range Organics (DRO)	454		66.7	200	1	08/18/2020 05:14	WG1527426
Residual Range Organics (RRO)	103	J	83.3	250	1	08/18/2020 05:14	WG1527426
(S) o-Terphenyl	84.0			52.0-156		08/18/2020 05:14	WG1527426

1 Cp

2 Tc

3 Ss

4 Cn

5 Sr

6 Qc

7 Gl

8 Al

9 Sc



Mercury by Method 7470A

Analyte	Result	Qualifier	MDL	RDL	Dilution	Analysis	Batch
	ug/l		ug/l	ug/l		date / time	
Mercury	U		0.100	0.200	1	08/18/2020 13:42	WG1527446

¹ Cp

² Tc

Metals (ICP) by Method 6010D

Analyte	Result	Qualifier	MDL	RDL	Dilution	Analysis	Batch
	ug/l		ug/l	ug/l		date / time	
Antimony	U		4.30	10.0	1	08/18/2020 16:08	WG1527070
Arsenic	57.7		4.40	10.0	1	08/18/2020 16:08	WG1527070
Beryllium	U		0.460	2.00	1	08/18/2020 16:08	WG1527070
Cadmium	U		0.563	2.00	1	08/18/2020 16:08	WG1527070
Chromium	U		5.00	10.0	1	08/18/2020 16:08	WG1527070
Copper	U		4.69	10.0	1	08/18/2020 16:08	WG1527070
Lead	U		2.95	6.00	1	08/18/2020 16:08	WG1527070
Nickel	U		2.98	10.0	1	08/18/2020 16:08	WG1527070
Selenium	U		7.35	10.0	1	08/18/2020 16:08	WG1527070
Silver	U		1.91	5.00	1	08/18/2020 16:08	WG1527070
Thallium	U		4.31	10.0	1	08/18/2020 16:08	WG1527070
Zinc	U		9.16	50.0	1	08/18/2020 16:08	WG1527070

³ Ss

⁴ Cn

⁵ Sr

⁶ Qc

⁷ Gl

⁸ Al

⁹ Sc



Method Blank (MB)

(MB) R3561090-1 08/18/20 13:18

Analyte	MB Result ug/l	MB Qualifier	MB MDL ug/l	MB RDL ug/l
Mercury	U		0.100	0.200

Laboratory Control Sample (LCS)

(LCS) R3561090-2 08/18/20 13:24

Analyte	Spike Amount ug/l	LCS Result ug/l	LCS Rec. %	Rec. Limits %	LCS Qualifier
Mercury	3.00	3.03	101	80.0-120	

L1251256-01 Original Sample (OS) • Matrix Spike (MS) • Matrix Spike Duplicate (MSD)

(OS) L1251256-01 08/18/20 13:26 • (MS) R3561090-3 08/18/20 13:28 • (MSD) R3561090-4 08/18/20 13:30

Analyte	Spike Amount ug/l	Original Result ug/l	MS Result ug/l	MSD Result ug/l	MS Rec. %	MSD Rec. %	Dilution	Rec. Limits %	MS Qualifier	MSD Qualifier	RPD %	RPD Limits %
Mercury	3.00	U	3.06	2.94	102	98.0	1	75.0-125			4.17	20

¹ Cp

² Tc

³ Ss

⁴ Cn

⁵ Sr

⁶ Qc

⁷ Gl

⁸ Al

⁹ Sc



Method Blank (MB)

(MB) R3561066-1 08/18/20 13:00

Analyte	MB Result ug/l	MB Qualifier	MB MDL ug/l	MB RDL ug/l
Antimony	U		4.30	10.0
Arsenic	U		4.40	10.0
Beryllium	U		0.460	2.00
Cadmium	U		0.563	2.00
Chromium	U		5.00	10.0
Copper	U		4.69	10.0
Lead	U		2.95	6.00
Nickel	U		2.98	10.0
Selenium	U		7.35	10.0
Silver	U		1.91	5.00
Thallium	U		4.31	10.0
Zinc	U		9.16	50.0

¹ Cp

² Tc

³ Ss

⁴ Cn

⁵ Sr

⁶ Qc

⁷ Gl

⁸ Al

⁹ Sc

Laboratory Control Sample (LCS)

(LCS) R3561066-2 08/18/20 13:03

Analyte	Spike Amount ug/l	LCS Result ug/l	LCS Rec. %	Rec. Limits %	LCS Qualifier
Antimony	1000	935	93.5	80.0-120	
Arsenic	1000	904	90.4	80.0-120	
Beryllium	1000	947	94.7	80.0-120	
Cadmium	1000	932	93.2	80.0-120	
Chromium	1000	948	94.8	80.0-120	
Copper	1000	934	93.4	80.0-120	
Lead	1000	922	92.2	80.0-120	
Nickel	1000	951	95.1	80.0-120	
Selenium	1000	912	91.2	80.0-120	
Silver	200	178	89.1	80.0-120	
Thallium	1000	910	91.0	80.0-120	
Zinc	1000	931	93.1	80.0-120	



Method Blank (MB)

(MB) R3560999-1 08/17/20 22:43

Analyte	MB Result ug/l	MB Qualifier	MB MDL ug/l	MB RDL ug/l
Diesel Range Organics (DRO)	U		66.7	200
Residual Range Organics (RRO)	U		83.3	250
<i>(S) o-Terphenyl</i>	98.0			52.0-156

Laboratory Control Sample (LCS)

(LCS) R3560999-2 08/17/20 23:09

Analyte	Spike Amount ug/l	LCS Result ug/l	LCS Rec. %	Rec. Limits %	LCS Qualifier
Diesel Range Organics (DRO)	1500	1360	90.7	50.0-150	
<i>(S) o-Terphenyl</i>			129	52.0-156	

1 Cp

2 Tc

3 Ss

4 Cn

5 Sr

6 Qc

7 Gl

8 Al

9 Sc



Guide to Reading and Understanding Your Laboratory Report

The information below is designed to better explain the various terms used in your report of analytical results from the Laboratory. This is not intended as a comprehensive explanation, and if you have additional questions please contact your project representative.

Results Disclaimer - Information that may be provided by the customer, and contained within this report, include Permit Limits, Project Name, Sample ID, Sample Matrix, Sample Preservation, Field Blanks, Field Spikes, Field Duplicates, On-Site Data, Sampling Collection Dates/Times, and Sampling Location. Results relate to the accuracy of this information provided, and as the samples are received.

Abbreviations and Definitions

MDL	Method Detection Limit.
RDL	Reported Detection Limit.
Rec.	Recovery.
RPD	Relative Percent Difference.
SDG	Sample Delivery Group.
(S)	Surrogate (Surrogate Standard) - Analytes added to every blank, sample, Laboratory Control Sample/Duplicate and Matrix Spike/Duplicate; used to evaluate analytical efficiency by measuring recovery. Surrogates are not expected to be detected in all environmental media.
U	Not detected at the Reporting Limit (or MDL where applicable).
Analyte	The name of the particular compound or analysis performed. Some Analyses and Methods will have multiple analytes reported.
Dilution	If the sample matrix contains an interfering material, the sample preparation volume or weight values differ from the standard, or if concentrations of analytes in the sample are higher than the highest limit of concentration that the laboratory can accurately report, the sample may be diluted for analysis. If a value different than 1 is used in this field, the result reported has already been corrected for this factor.
Limits	These are the target % recovery ranges or % difference value that the laboratory has historically determined as normal for the method and analyte being reported. Successful QC Sample analysis will target all analytes recovered or duplicated within these ranges.
Original Sample	The non-spiked sample in the prep batch used to determine the Relative Percent Difference (RPD) from a quality control sample. The Original Sample may not be included within the reported SDG.
Qualifier	This column provides a letter and/or number designation that corresponds to additional information concerning the result reported. If a Qualifier is present, a definition per Qualifier is provided within the Glossary and Definitions page and potentially a discussion of possible implications of the Qualifier in the Case Narrative if applicable.
Result	The actual analytical final result (corrected for any sample specific characteristics) reported for your sample. If there was no measurable result returned for a specific analyte, the result in this column may state "ND" (Not Detected) or "BDL" (Below Detectable Levels). The information in the results column should always be accompanied by either an MDL (Method Detection Limit) or RDL (Reporting Detection Limit) that defines the lowest value that the laboratory could detect or report for this analyte.
Uncertainty (Radiochemistry)	Confidence level of 2 sigma.
Case Narrative (Cn)	A brief discussion about the included sample results, including a discussion of any non-conformances to protocol observed either at sample receipt by the laboratory from the field or during the analytical process. If present, there will be a section in the Case Narrative to discuss the meaning of any data qualifiers used in the report.
Quality Control Summary (Qc)	This section of the report includes the results of the laboratory quality control analyses required by procedure or analytical methods to assist in evaluating the validity of the results reported for your samples. These analyses are not being performed on your samples typically, but on laboratory generated material.
Sample Chain of Custody (Sc)	This is the document created in the field when your samples were initially collected. This is used to verify the time and date of collection, the person collecting the samples, and the analyses that the laboratory is requested to perform. This chain of custody also documents all persons (excluding commercial shippers) that have had control or possession of the samples from the time of collection until delivery to the laboratory for analysis.
Sample Results (Sr)	This section of your report will provide the results of all testing performed on your samples. These results are provided by sample ID and are separated by the analyses performed on each sample. The header line of each analysis section for each sample will provide the name and method number for the analysis reported.
Sample Summary (Ss)	This section of the Analytical Report defines the specific analyses performed for each sample ID, including the dates and times of preparation and/or analysis.

Qualifier Description

J	The identification of the analyte is acceptable; the reported value is an estimate.
---	---

1 Cp

2 Tc

3 Ss

4 Cn

5 Sr

6 Qc

7 GI

8 AI

9 Sc



Pace National is the only environmental laboratory accredited/certified to support your work nationwide from one location. One phone call, one point of contact, one laboratory. No other lab is as accessible or prepared to handle your needs throughout the country. Our capacity and capability from our single location laboratory is comparable to the collective totals of the network laboratories in our industry. The most significant benefit to our one location design is the design of our laboratory campus. The model is conducive to accelerated productivity, decreasing turn-around time, and preventing cross contamination, thus protecting sample integrity. Our focus on premium quality and prompt service allows us to be YOUR LAB OF CHOICE.

* Not all certifications held by the laboratory are applicable to the results reported in the attached report.
 * Accreditation is only applicable to the test methods specified on each scope of accreditation held by Pace National.

State Accreditations

Alabama	40660	Nebraska	NE-OS-15-05
Alaska	17-026	Nevada	TN-03-2002-34
Arizona	AZ0612	New Hampshire	2975
Arkansas	88-0469	New Jersey-NELAP	TN002
California	2932	New Mexico ¹	n/a
Colorado	TN00003	New York	11742
Connecticut	PH-0197	North Carolina	Env375
Florida	E87487	North Carolina ¹	DW21704
Georgia	NELAP	North Carolina ³	41
Georgia ¹	923	North Dakota	R-140
Idaho	TN00003	Ohio-VAP	CL0069
Illinois	200008	Oklahoma	9915
Indiana	C-TN-01	Oregon	TN200002
Iowa	364	Pennsylvania	68-02979
Kansas	E-10277	Rhode Island	LA000356
Kentucky ^{1,6}	90010	South Carolina	84004
Kentucky ²	16	South Dakota	n/a
Louisiana	AI30792	Tennessee ^{1,4}	2006
Louisiana ¹	LA180010	Texas	T104704245-18-15
Maine	TN0002	Texas ⁵	LAB0152
Maryland	324	Utah	TN00003
Massachusetts	M-TN003	Vermont	VT2006
Michigan	9958	Virginia	460132
Minnesota	047-999-395	Washington	C847
Mississippi	TN00003	West Virginia	233
Missouri	340	Wisconsin	9980939910
Montana	CERT0086	Wyoming	A2LA

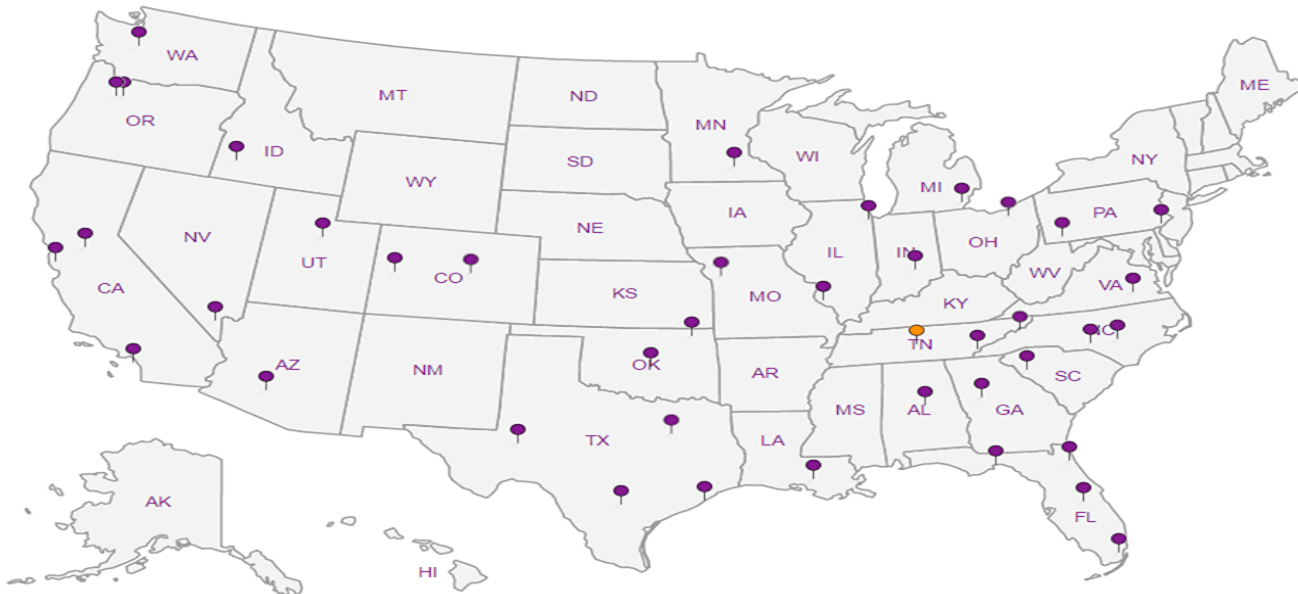
Third Party Federal Accreditations

A2LA – ISO 17025	1461.01	AIHA-LAP,LLC EMLAP	100789
A2LA – ISO 17025 ⁵	1461.02	DOD	1461.01
Canada	1461.01	USDA	P330-15-00234
EPA-Crypto	TN00003		

¹ Drinking Water ² Underground Storage Tanks ³ Aquatic Toxicity ⁴ Chemical/Microbiological ⁵ Mold ⁶ Wastewater n/a Accreditation not applicable

Our Locations

Pace National has sixty-four client support centers that provide sample pickup and/or the delivery of sampling supplies. If you would like assistance from one of our support offices, please contact our main office. Pace National performs all testing at our central laboratory.



1 Cp

2 Tc

3 Ss

4 Cn

5 Sr

6 Qc

7 Gl

8 Al

9 Sc



28 August 2020

Chris Kramer
SLR International Corporation
22118 20th Avenue SE G202
Bothell, WA 98021

RE: Former E.A, Nord

Please find enclosed sample receipt documentation and analytical results for samples from the project referenced above.

Sample analyses were performed according to ARI's Quality Assurance Plan and any provided project specific Quality Assurance Plan. Each analytical section of this report has been approved and reviewed by an analytical peer, the appropriate Laboratory Supervisor or qualified substitute, and a technical reviewer.

Should you have any questions or problems, please feel free to contact us at your convenience.

Associated Work Order(s)
20H0137

Associated SDG ID(s)
N/A

I certify that this data package is in compliance with the terms and conditions of the contract, both technically and for completeness, for other than the conditions detailed in the enclose Narrative. ARI, an accredited laboratory, certifies that the report results for which ARI is accredited meets all the requirements of the accrediting body. A list of certified analyses, accreditations, and expiration dates is included in this report.

Release of the data contained in this hardcopy data package has been authorized by the Laboratory Manager or his/her designee, as verified by the following signature.

Analytical Resources, Inc.

The results in this report apply to the samples analyzed in accordance with the chain of custody document. This analytical report must be reproduced in its entirety.





SLR International Corporation
22118 20th Avenue SE G202
Bothell WA, 98021

Project: Former E.A, Nord
Project Number: Former E.A, Nord
Project Manager: Chris Kramer

Reported:
28-Aug-2020 13:24

ANALYTICAL REPORT FOR SAMPLES

Sample ID	Laboratory ID	Matrix	Date Sampled	Date Received
MW-1-0820	20H0137-01	Water	12-Aug-2020 06:27	13-Aug-2020 12:00
MW-9B-0820	20H0137-02	Water	12-Aug-2020 12:24	13-Aug-2020 12:00



SLR International Corporation
22118 20th Avenue SE G202
Bothell WA, 98021

Project: Former E.A, Nord
Project Number: Former E.A, Nord
Project Manager: Chris Kramer

Reported:
28-Aug-2020 13:24

Work Order Case Narrative

Polynuclear Aromatic Hydrocarbons (PAH) - EPA Method SW8270E-SIM

The sample(s) were extracted and analyzed outside of the recommended holding times due to a analyst error. The samples have been flagged with a "H" qualifier.

Initial and continuing calibrations were within method requirements.

Internal standard areas were within limits.

The surrogate percent recoveries were within control limits.

The method blank(s) were clean at the reporting limits.

The blank spike (BS/LCS) percent recoveries were within control limits.



SLR International Corporation
22118 20th Avenue SE G202
Bothell WA, 98021

Project: Former E.A, Nord
Project Number: Former E.A, Nord
Project Manager: Chris Kramer

Reported:
28-Aug-2020 13:24

MW-1-0820
20H0137-01 (Water)

Semivolatile Organic Compounds - SIM

Method: EPA 8270E-SIM		Sampled: 08/12/2020 06:27
Instrument: NT11 Analyst: VTS		Analyzed: 08/28/2020 09:00
Sample Preparation:	Preparation Method: EPA 3510C SepF Preparation Batch: BIH0265 Prepared: 08/27/2020	Sample Size: 500 mL Final Volume: 0.5 mL Extract ID: 20H0137-01 A 01
Sample Cleanup:	Cleanup Method: Silica Gel Cleanup Batch: CIH0152 Cleaned: 27-Aug-2020	Initial Volume: 0.5 mL Final Volume: 0.5 mL Extract ID: 20H0137-01 A 01

Analyte	CAS Number	Dilution	Detection Limit	Reporting Limit	Result	Units	Notes
Benzo(a)anthracene	56-55-3	1	0.0008	0.010	ND	ug/L	H, U
Chrysene	218-01-9	1	0.0009	0.010	0.003	ug/L	H, J
Benzo(b)fluoranthene	205-99-2	1	0.0005	0.010	ND	ug/L	H, U
Benzo(k)fluoranthene	207-08-9	1	0.003	0.010	ND	ug/L	H, U
Benzo(a)pyrene	50-32-8	1	0.002	0.010	ND	ug/L	H, U
Indeno(1,2,3-cd)pyrene	193-39-5	1	0.001	0.010	ND	ug/L	H, U
Dibenzo(a,h)anthracene	53-70-3	1	0.001	0.010	ND	ug/L	H, U
<i>Surrogate: 2-Methylnaphthalene-d10</i>					<i>42-120 %</i>	<i>70.1 %</i>	<i>H</i>
<i>Surrogate: Dibenzo[a,h]anthracene-d14</i>					<i>29-120 %</i>	<i>70.4 %</i>	<i>H</i>
<i>Surrogate: Fluoranthene-d10</i>					<i>57-120 %</i>	<i>79.7 %</i>	<i>H</i>



SLR International Corporation
22118 20th Avenue SE G202
Bothell WA, 98021

Project: Former E.A, Nord
Project Number: Former E.A, Nord
Project Manager: Chris Kramer

Reported:
28-Aug-2020 13:24

MW-9B-0820
20H0137-02 (Water)

Semivolatile Organic Compounds - SIM

Method: EPA 8270E-SIM Sampled: 08/12/2020 12:24
Instrument: NT11 Analyst: VTS Analyzed: 08/28/2020 09:31

Sample Preparation: Preparation Method: EPA 3510C SepF Extract ID: 20H0137-02 A 01
Preparation Batch: BIH0265 Sample Size: 500 mL
Prepared: 08/27/2020 Final Volume: 0.5 mL

Sample Cleanup: Cleanup Method: Silica Gel Extract ID: 20H0137-02 A 01
Cleanup Batch: CIH0152 Initial Volume: 0.5 mL
Cleaned: 27-Aug-2020 Final Volume: 0.5 mL

Analyte	CAS Number	Dilution	Detection Limit	Reporting Limit	Result	Units	Notes
Benzo(a)anthracene	56-55-3	1	0.0008	0.010	0.034	ug/L	H
Chrysene	218-01-9	1	0.0009	0.010	0.035	ug/L	H
Benzo(b)fluoranthene	205-99-2	1	0.0005	0.010	0.016	ug/L	H
Benzo(k)fluoranthene	207-08-9	1	0.003	0.010	0.012	ug/L	H
Benzo(a)pyrene	50-32-8	1	0.002	0.010	0.017	ug/L	H
Indeno(1,2,3-cd)pyrene	193-39-5	1	0.001	0.010	0.005	ug/L	H, J
Dibenzo(a,h)anthracene	53-70-3	1	0.001	0.010	0.002	ug/L	H, J
<i>Surrogate: 2-Methylnaphthalene-d10</i>					<i>42-120 %</i>	<i>73.6 %</i>	<i>H</i>
<i>Surrogate: Dibenzo[a,h]anthracene-d14</i>					<i>29-120 %</i>	<i>76.5 %</i>	<i>H</i>
<i>Surrogate: Fluoranthene-d10</i>					<i>57-120 %</i>	<i>84.9 %</i>	<i>H</i>



SLR International Corporation
22118 20th Avenue SE G202
Bothell WA, 98021

Project: Former E.A, Nord
Project Number: Former E.A, Nord
Project Manager: Chris Kramer

Reported:
28-Aug-2020 13:24

Semivolatile Organic Compounds - SIM - Quality Control

Batch BIH0265 - EPA 3510C SepF

Instrument: NT11 Analyst: VTS

QC Sample/Analyte	Result	Detection Limit	Reporting Limit	Units	Spike Level	Source Result	%REC	%REC Limits	RPD	RPD Limit	Notes
Blank (BIH0265-BLK1)											
						Prepared: 27-Aug-2020	Analyzed: 28-Aug-2020 08:00				
Benzo(a)anthracene	ND	0.0008	0.010	ug/L							U
Chrysene	ND	0.0009	0.010	ug/L							U
Benzo(b)fluoranthene	ND	0.0005	0.010	ug/L							U
Benzo(k)fluoranthene	ND	0.003	0.010	ug/L							U
Benzo(a)pyrene	ND	0.002	0.010	ug/L							U
Indeno(1,2,3-cd)pyrene	ND	0.001	0.010	ug/L							U
Dibenzo(a,h)anthracene	ND	0.001	0.010	ug/L							U
Surrogate: 2-Methylnaphthalene-d10	0.214			ug/L	0.300		71.4	42-120			
Surrogate: Dibenzo[a,h]anthracene-d14	0.203			ug/L	0.300		67.8	29-120			
Surrogate: Fluoranthene-d10	0.239			ug/L	0.300		79.6	57-120			
LCS (BIH0265-BS1)											
						Prepared: 27-Aug-2020	Analyzed: 28-Aug-2020 08:30				
Benzo(a)anthracene	0.249	0.0008	0.010	ug/L	0.300		83.0	42-120			
Chrysene	0.257	0.0009	0.010	ug/L	0.300		85.7	44-120			
Benzo(b)fluoranthene	0.238	0.0005	0.010	ug/L	0.300		79.3	44-120			
Benzo(k)fluoranthene	0.270	0.003	0.010	ug/L	0.300		90.1	50-120			
Benzo(a)pyrene	0.226	0.002	0.010	ug/L	0.300		75.4	35-120			
Indeno(1,2,3-cd)pyrene	0.247	0.001	0.010	ug/L	0.300		82.4	37-120			
Dibenzo(a,h)anthracene	0.230	0.001	0.010	ug/L	0.300		76.6	34-120			
Surrogate: 2-Methylnaphthalene-d10	0.245			ug/L	0.300		81.6	42-120			
Surrogate: Dibenzo[a,h]anthracene-d14	0.250			ug/L	0.300		83.3	29-120			
Surrogate: Fluoranthene-d10	0.267			ug/L	0.300		89.0	57-120			



SLR International Corporation
22118 20th Avenue SE G202
Bothell WA, 98021

Project: Former E.A, Nord
Project Number: Former E.A, Nord
Project Manager: Chris Kramer

Reported:
28-Aug-2020 13:24

Certified Analyses included in this Report

Analyte	Certifications
EPA 8270E-SIM in Water	
Naphthalene	ADEC,DoD-ELAP,NELAP,CALAP,WADOE
Naphthalene	ADEC,DoD-ELAP,NELAP,WADOE
Naphthalene	ADEC,DoD-ELAP,CALAP,WADOE
Naphthalene	ADEC,DoD-ELAP,NELAP,CALAP
2-Methylnaphthalene	ADEC,DoD-ELAP,NELAP,CALAP
2-Methylnaphthalene	ADEC,DoD-ELAP,NELAP,CALAP
2-Methylnaphthalene	ADEC,DoD-ELAP,CALAP
2-Methylnaphthalene	ADEC,DoD-ELAP,NELAP
1-Methylnaphthalene	ADEC,DoD-ELAP,CALAP,WADOE
1-Methylnaphthalene	ADEC,DoD-ELAP,NELAP,CALAP
1-Methylnaphthalene	ADEC,DoD-ELAP,NELAP,WADOE
1-Methylnaphthalene	ADEC,DoD-ELAP,NELAP,CALAP,WADOE
Biphenyl	NELAP
Biphenyl	NELAP
Biphenyl	NELAP
Biphenyl	NELAP
Acenaphthylene	ADEC,DoD-ELAP,CALAP,WADOE
Acenaphthylene	ADEC,DoD-ELAP,NELAP,CALAP
Acenaphthylene	ADEC,DoD-ELAP,NELAP,CALAP,WADOE
Acenaphthylene	ADEC,DoD-ELAP,NELAP,WADOE
Acenaphthene	ADEC,DoD-ELAP,CALAP,WADOE
Acenaphthene	ADEC,DoD-ELAP,NELAP,CALAP,WADOE
Acenaphthene	ADEC,DoD-ELAP,NELAP,CALAP
Acenaphthene	ADEC,DoD-ELAP,NELAP,WADOE
Dibenzofuran	ADEC,DoD-ELAP,NELAP
Dibenzofuran	ADEC,DoD-ELAP,NELAP,CALAP
Dibenzofuran	ADEC,DoD-ELAP,NELAP,CALAP
Dibenzofuran	ADEC,DoD-ELAP,CALAP
Fluorene	ADEC,DoD-ELAP,CALAP,WADOE
Fluorene	ADEC,DoD-ELAP,NELAP,CALAP,WADOE
Fluorene	ADEC,DoD-ELAP,NELAP,WADOE
Fluorene	ADEC,DoD-ELAP,NELAP,CALAP
Phenanthrene	ADEC,DoD-ELAP,NELAP,WADOE
Phenanthrene	ADEC,DoD-ELAP,NELAP,CALAP
Phenanthrene	ADEC,DoD-ELAP,CALAP,WADOE



SLR International Corporation
22118 20th Avenue SE G202
Bothell WA, 98021

Project: Former E.A, Nord
Project Number: Former E.A, Nord
Project Manager: Chris Kramer

Reported:
28-Aug-2020 13:24

Phenanthrene	ADEC,DoD-ELAP,NELAP,CALAP,WADOE
Anthracene	ADEC,DoD-ELAP,NELAP,WADOE
Anthracene	ADEC,DoD-ELAP,CALAP,WADOE
Anthracene	ADEC,DoD-ELAP,NELAP,CALAP
Anthracene	ADEC,DoD-ELAP,NELAP,CALAP,WADOE
Carbazole	
Carbazole	NELAP
Carbazole	NELAP
Carbazole	NELAP
Fluoranthene	ADEC,DoD-ELAP,NELAP,WADOE
Fluoranthene	ADEC,DoD-ELAP,NELAP,CALAP,WADOE
Fluoranthene	ADEC,DoD-ELAP,NELAP,CALAP
Fluoranthene	ADEC,DoD-ELAP,CALAP,WADOE
Pyrene	ADEC,DoD-ELAP,NELAP,WADOE
Pyrene	ADEC,DoD-ELAP,CALAP,WADOE
Pyrene	ADEC,DoD-ELAP,NELAP,CALAP,WADOE
Pyrene	ADEC,DoD-ELAP,NELAP,CALAP
Benzo(a)anthracene	ADEC,DoD-ELAP,NELAP,WADOE
Benzo(a)anthracene	ADEC,DoD-ELAP,NELAP,CALAP,WADOE
Benzo(a)anthracene	ADEC,DoD-ELAP,NELAP,CALAP
Benzo(a)anthracene	ADEC,DoD-ELAP,CALAP,WADOE
Chrysene	ADEC,DoD-ELAP,CALAP,WADOE
Chrysene	ADEC,DoD-ELAP,NELAP,CALAP
Chrysene	ADEC,DoD-ELAP,NELAP,CALAP,WADOE
Chrysene	ADEC,DoD-ELAP,NELAP,WADOE
Benzo(b)fluoranthene	ADEC,DoD-ELAP,NELAP,CALAP,WADOE
Benzo(b)fluoranthene	ADEC,DoD-ELAP,NELAP,WADOE
Benzo(b)fluoranthene	ADEC,DoD-ELAP,CALAP,WADOE
Benzo(b)fluoranthene	ADEC,DoD-ELAP,NELAP,CALAP
Benzo(k)fluoranthene	ADEC,DoD-ELAP,NELAP,WADOE
Benzo(k)fluoranthene	ADEC,DoD-ELAP,NELAP,CALAP,WADOE
Benzo(k)fluoranthene	ADEC,DoD-ELAP,NELAP,CALAP
Benzo(k)fluoranthene	ADEC,DoD-ELAP,CALAP,WADOE
Benzo(j)fluoranthene	ADEC,DoD-ELAP,NELAP,WADOE
Benzo(j)fluoranthene	ADEC,DoD-ELAP,NELAP
Benzo(j)fluoranthene	ADEC,DoD-ELAP,WADOE
Benzo(j)fluoranthene	ADEC,DoD-ELAP,NELAP,WADOE
Benzo(e)pyrene	NELAP
Benzo(e)pyrene	



SLR International Corporation
22118 20th Avenue SE G202
Bothell WA, 98021

Project: Former E.A, Nord
Project Number: Former E.A, Nord
Project Manager: Chris Kramer

Reported:
28-Aug-2020 13:24

Benzo(e)pyrene	NELAP
Benzo(e)pyrene	NELAP
Benzo(a)pyrene	ADEC,DoD-ELAP,NELAP,WADOE
Benzo(a)pyrene	ADEC,DoD-ELAP,NELAP,CALAP,WADOE
Benzo(a)pyrene	ADEC,DoD-ELAP,CALAP,WADOE
Benzo(a)pyrene	ADEC,DoD-ELAP,NELAP,CALAP
Perylene	ADEC,NELAP,CALAP
Perylene	ADEC,NELAP,CALAP
Perylene	ADEC,CALAP
Perylene	ADEC,NELAP
Indeno(1,2,3-cd)pyrene	ADEC,DoD-ELAP,NELAP,WADOE
Indeno(1,2,3-cd)pyrene	ADEC,DoD-ELAP,NELAP,CALAP,WADOE
Indeno(1,2,3-cd)pyrene	ADEC,DoD-ELAP,NELAP,CALAP
Indeno(1,2,3-cd)pyrene	ADEC,DoD-ELAP,CALAP,WADOE
Dibenzo(a,h)anthracene	ADEC,DoD-ELAP,NELAP,WADOE
Dibenzo(a,h)anthracene	ADEC,DoD-ELAP,NELAP,CALAP
Dibenzo(a,h)anthracene	ADEC,DoD-ELAP,CALAP,WADOE
Dibenzo(a,h)anthracene	ADEC,DoD-ELAP,NELAP,CALAP,WADOE
Benzo(g,h,i)perylene	ADEC,DoD-ELAP,NELAP,CALAP,WADOE
Benzo(g,h,i)perylene	ADEC,DoD-ELAP,NELAP,WADOE
Benzo(g,h,i)perylene	ADEC,DoD-ELAP,CALAP,WADOE
Benzo(g,h,i)perylene	ADEC,DoD-ELAP,NELAP,CALAP

Code	Description	Number	Expires
ADEC	Alaska Dept of Environmental Conservation	17-015	01/31/2021
DoD-ELAP	DoD-Environmental Laboratory Accreditation Program	66169	01/01/2021



SLR International Corporation
22118 20th Avenue SE G202
Bothell WA, 98021

Project: Former E.A, Nord
Project Number: Former E.A, Nord
Project Manager: Chris Kramer

Reported:
28-Aug-2020 13:24

Notes and Definitions

- * Flagged value is not within established control limits.
- E The analyte concentration exceeds the upper limit of the calibration range of the instrument established by the initial calibration (ICAL)
- H Hold time violation - Hold time was exceeded.
- J Estimated concentration value detected below the reporting limit.
- U This analyte is not detected above the reporting limit (RL) or if noted, not detected above the limit of detection (LOD).
- DET Analyte DETECTED
- ND Analyte NOT DETECTED at or above the reporting limit
- NR Not Reported
- dry Sample results reported on a dry weight basis
- RPD Relative Percent Difference
- [2C] Indicates this result was quantified on the second column on a dual column analysis.



FINAL LAB REPORT

Prepared by

SGS NORTH AMERICA

Prepared for

This report is approved by

This document is issued by the Company under its General Conditions of Service accessible at http://www.sgs.com/en/terms_and_conditions.htm. Attention is drawn to the limitation of liability, indemnification and jurisdiction issues defined therein.

SGS remains committed to serving you in the most effective manner. Should you have any questions or need additional information and technical support, please do not hesitate to contact us.

The management and staff of SGS welcomes customer feedback, both positive and negative, as we continually improve our services. Please visit our web site at www.sgs.com/ultratrace and click on the 'Email Us' link or go to our survey [here](#). Thank you for choosing SGS.

Any holder of this document is advised that it is a final submission and supersedes and voids all prior reports with the same report or identification number. The information contained hereon reflects the Company's findings at the time of its intervention only and within the limits of Client's instructions, if any. The Company's sole responsibility in conducting the work herein is to its Client and does not exonerate parties to a transaction from exercising all of their rights and obligations under such applicable transaction documents. This report may be reproduced in full only. The Company expressly disclaims any and all liability for the Client's use of or reliance upon the data contained herein. Any alteration, forgery or falsification of the content or appearance of this document which is not expressly authorized by the Company is unlawful and offenders may be prosecuted to the fullest extent of the law. Results reported relate only to the items tested.



PROJECT INFORMATION SUMMARY *(When applicable, see QC Annotations for details)*

Client Project
SGS Project #
Analytical Protocol(s)
No. Samples Submitted
Additional QC Sample(s)
No. Laboratory Method Blanks
No. OPRs / Batch CS3
Date Received
Condition Received
Temperature upon Receipt (°C)
Extraction within Holding Time
Analysis within Holding Time



QC ANNOTATIONS:

1. Please see Appendices attached for data qualifier/attribute and lab identifier descriptions which may be contained in the project.

APPENDIX A: GENERAL DATA QUALIFIERS / DATA ATTRIBUTES

B	The analyte was found in the method blank, at a concentration that was at least 10% of the concentration in the sample.
C	Two or more congeners co-elute. In EDDs, C denotes the lowest IUPAC congener in a co-elution group and additional co-eluters for the group are shown with the number of the lowest IUPAC co-eluter.
E	The reported concentration exceeds the calibration range (upper point of the calibration curve) and is an estimated value.
EMPC	Represents an Estimated Maximum Possible Concentration. EMPCs arise in cases where the signal/noise ratio is not sufficient for peak identification (the determined ion-abundance ratio is outside the allowed theoretical range), or where there is a co-eluting interference.
H/h	If the standard recovery is below the method or SOP specified value "H" is assigned. If the obtained value is less than half the specified value "h" is assigned.
J	Indicates that an analyte has a concentration below the reporting limit (lowest point of the calibration curve) and is an estimated value.
ND	Indicates a non-detect.
NR or R	Indicates a value that is not reportable.
PR	Due to interference, the associated congener is poorly resolved.
QI	Indicates the presence of a quantitative interference.
SI	Denotes "Single Ion Mode" and is utilized for PCBs where the secondary ion trace has a significantly elevated noise level due to background PFK. Responses for such peaks are calculated using an EMPC approach based solely on the primary ion area(s) and may be considered estimates.
U	The analyte was not detected. The estimated detection limit (EDL) may be reported for this analyte.
V	The labeled standard recovery was found to be outside of the method control limits.



APPENDIX B: DRBC/TMDL SPECIFIC DATA QUALIFIERS / DATA ATTRIBUTES

J	The reported result is an estimate. The value is less than the minimum calibration level but greater than the estimated detection limit (EDL).
U	The analyte was not detected in the sample at the estimated detection limit (EDL).
E	The reported concentration is an estimate. The value exceeds the upper calibration range (upper point of the calibration curve).
D	Dilution Data. Result was obtained from the analysis of a dilution.
B	Analyte found in the sample and associated method blank.
C	Co-eluting congener
Cxx	Co-elutes with the indicated congener, data is reported under the lowest IUPAC congener. 'Xx' denotes the IUPAC number with the lowest numerical designated congener.
NR	Analyte is not reportable because of problems in sample preparation or analysis.
V	Labeled standard recovery is not within method control limits.
X	Results from re-injection/repeat/second-column analysis.
EMPC	Estimated maximum possible concentration. Indicates that a peak is identified but did not meet the method specified ion-abundance ratio.

APPENDIX C: LAB IDENTIFIERS

AR	Indicates use of the archived portion of the sample extract.
CU	Indicates a sample that required additional clean-up prior to MS injection/processing.
D	Indicates a dilution of the sample extract. The number that follows the "D" indicates the dilution factor.
DE	Indicates a dilution performed with the addition of ES (extraction standard) solution.
DUP	Designation for a duplicate sample.
MS	Designation for a matrix spike.
MSD	Designation for a matrix spike duplicate.
RJ	Indicates a reinjection of the sample extract.
S	Indicates a sample split. The number that follows the "S" indicates the split factor.



SGS CERTIFICATIONS

Alaska	17-012
Arkansas	88-0682
California (ELAP)	ELAP Cert #2914
CLIA	34D1013708
Connecticut	PH-0258
USDA Soil Permit	P330-20-00103
American Association for Laboratory Accreditation (A2LA)	2726.01 (ISO 17025:2005, 2009 TNI, DoD ELAP QSM 5.1)
Florida DOH	E87634
Louisiana DEQ	4115
Louisiana DOH	LA031
Maine	2018018
Massachusetts	M-NC919
Minnesota (Primary NELAP For Method 23)	037-999-459
Montana	0106
New Hampshire (Primary NELAP)	2085
New Hampshire (Secondary NELAP)	2083
New Jersey	NC100
New York	11685
North Carolina DEQ	481
North Dakota	R-197
Oregon	NC200002
Pennsylvania	68-03675
South Carolina	99029002
Texas	T104704260
US Coast Guard	16714/159.317/SGS
Vermont	VT-87634
Virginia	460214
Washington	C913

Rev. 13-Apr-2020

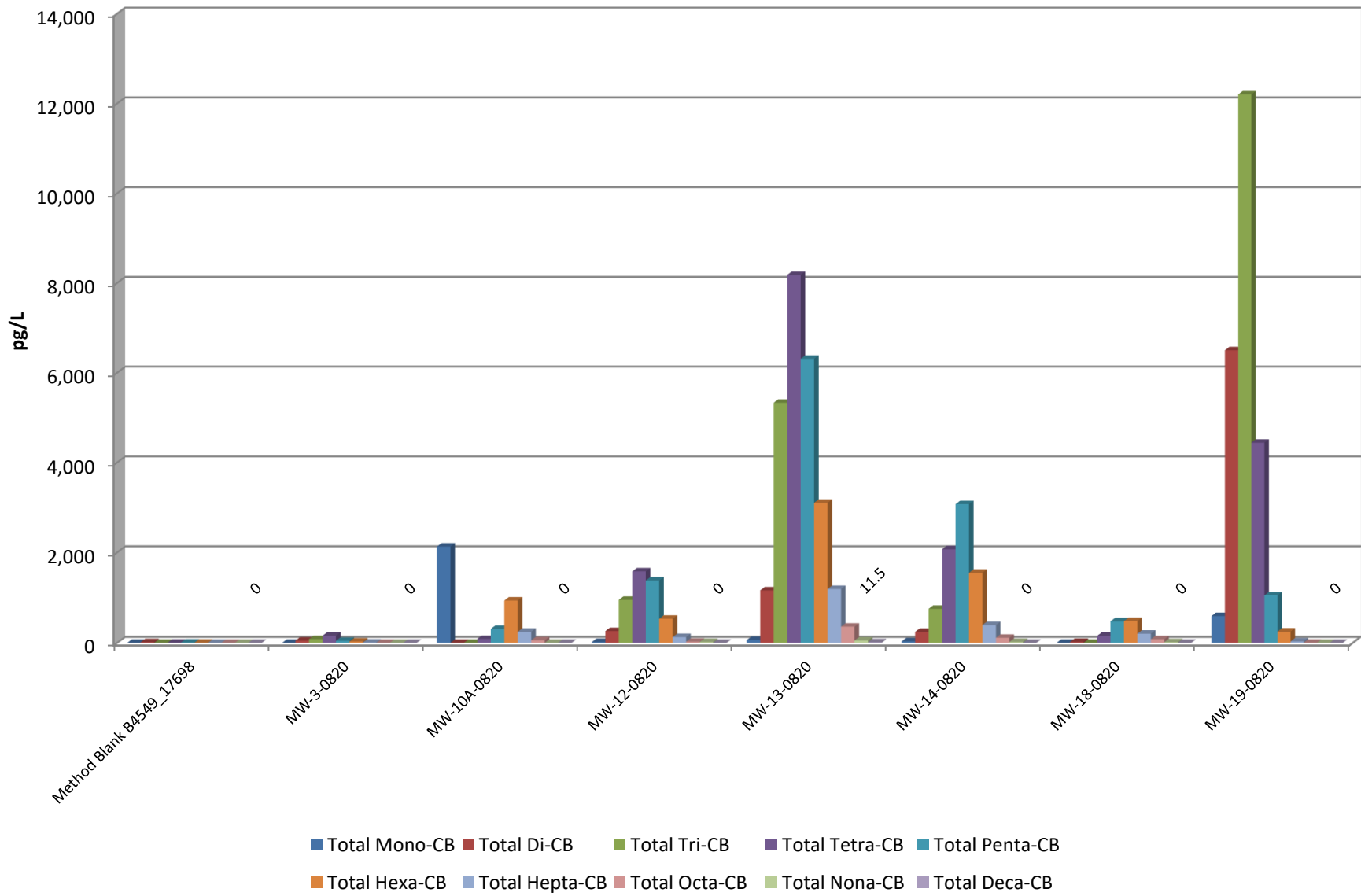
PCB Report		Method 1668A						
Analyte	Method Blank B4549_17698	MW-3-0820	MW-10A-0820	MW-12-0820	MW-13-0820	MW-14-0820	MW-18-0820	MW-19-0820
	pg/L	pg/L	pg/L	pg/L	pg/L	pg/L	pg/L	pg/L
PCB-77	(2.1)	(1.76)	(7.37)	[5.29]	12.2	[3.31]	(1.76)	16.7
PCB-81	(2.13)	(1.9)	(7.96)	(3.78)	(5.79)	(1.74)	(1.8)	(1.97)
PCB-105	(1.37)	(1.93)	(6.26)	37.7	137	83	15.1	20.4
PCB-114	(1.4)	(1.98)	(6.07)	(2.76)	(4.47)	[4.47]	(1.52)	(1.52)
PCB-118	2.69	[6.46]	23.6	110	396	298	37	75.3
PCB-123	(1.36)	(1.93)	(5.47)	(2.9)	(4.39)	4.37	(1.48)	(1.49)
PCB-126	(1.41)	(1.09)	(6.2)	(2.3)	(3.76)	(1.22)	(1.28)	(1.17)
PCB-156/157	(2.16)	(2.22)	[9.83]	11.3	56.5	34.1	[5.64]	4.99
PCB-167	(1.48)	(1.34)	(5.81)	[3.74]	[20.2]	11.4	(2.57)	(2.09)
PCB-169	(1.53)	(1.37)	(7.67)	(2)	(3.52)	(1.29)	(2.85)	(2.13)
PCB-189	(1.44)	(1.24)	(4.28)	(2)	6.48	[1.71]	(1.36)	(1.04)
Total Mono-CB	(1.24)	(0.887)	2,130	18.7	63.6	32.9	(0.961)	593
Total Di-CB	14.7	50	(8.15)	260	1,160	244	20.5	6,500
Total Tri-CB	(3.31)	84.1	(9.58)	950	5,330	753	(4.63)	12,200
Total Tetra-CB	2.88	157	88.2	1,580	8,180	2,070	153	4,440
Total Penta-CB	5.52	45.7	310	1,380	6,310	3,070	476	1,050
Total Hexa-CB	[2.82]	28.5	937	533	3,100	1,550	482	249
Total Hepta-CB	(1.57)	6.61	246	128	1,190	395	203	31.3
Total Octa-CB	(1.59)	(1.39)	57.5	24.9	358	113	80.2	2.07
Total Nona-CB	(3.05)	(2.42)	(10.4)	18.2	53.4	19.3	14.9	(2.29)
Total Deca-CB	(1.8)	(1.84)	(11.1)	(3.06)	11.5	(1.39)	(1.76)	(1.38)
TEQs (WHO 2005 M/H)								
ND = 0; EMPC = 0	0.0000807	0	0.000709	0.00478	0.0191	0.0129	0.00156	0.00469
ND = 0; EMPC = EMPC	0.0000807	0.000194	0.001	0.00542	0.0197	0.0134	0.00173	0.00469
ND = DL/2; EMPC = 0	0.0941	0.0756	0.428	0.151	0.261	0.0938	0.109	0.0956
ND = DL/2; EMPC = EMPC	0.0941	0.0758	0.428	0.151	0.262	0.0942	0.109	0.0956
ND = DL; EMPC = 0	0.188	0.151	0.855	0.297	0.503	0.175	0.216	0.187
ND = DL; EMPC = EMPC	0.188	0.151	0.855	0.297	0.504	0.175	0.216	0.187

Checkcode 223-900-VRW/A 676-098-GRQ/A 671-111-HYW/A 665-372-RLW/A 672-757-RZD/A 991-608-PNF/A 257-319-STV/A 990-261-NZR/A

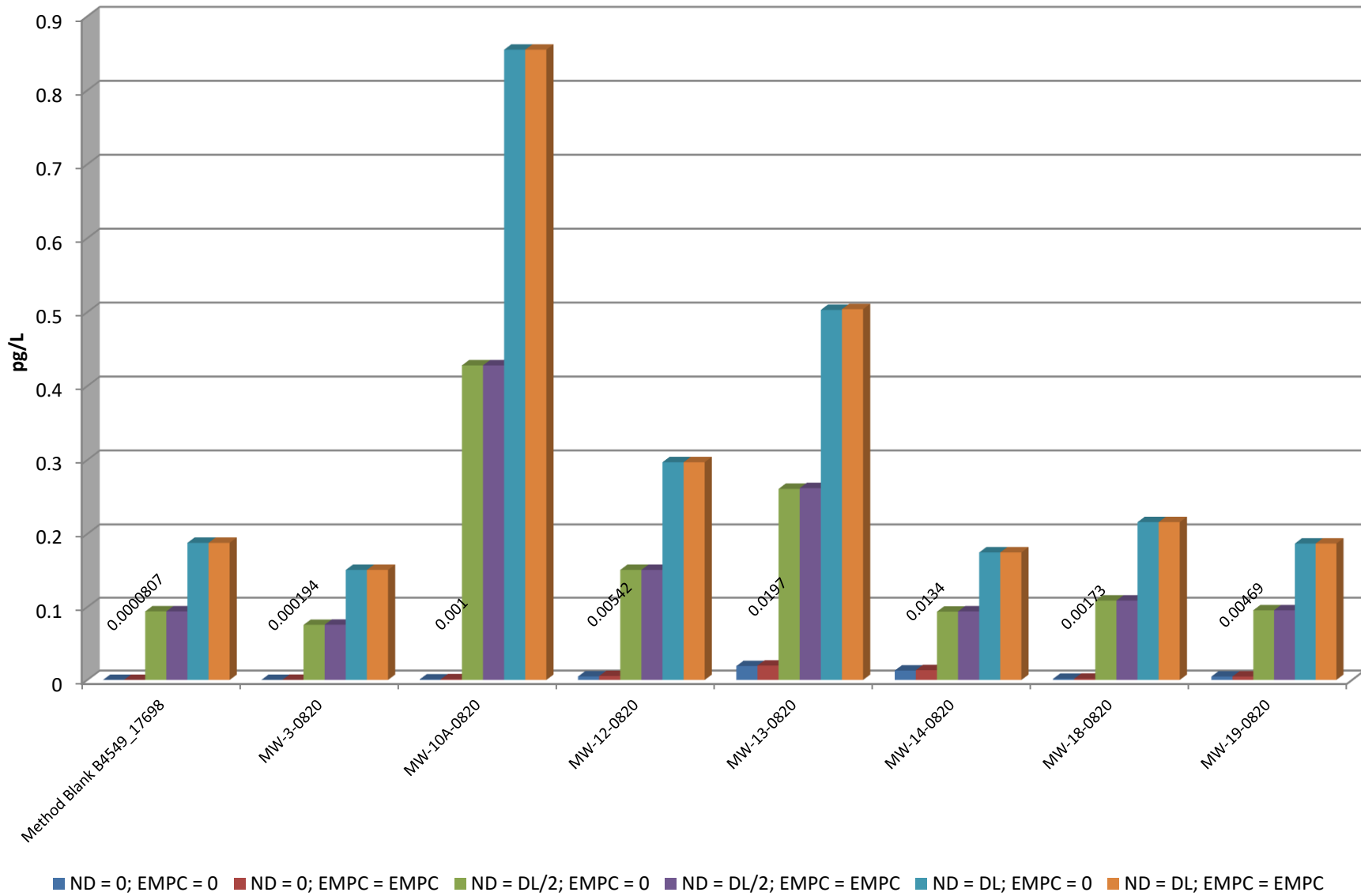
PCB Recoveries								Method 1668A
Standard	Method Blank B4549_17698	MW-3-0820	MW-10A-0820	MW-12-0820	MW-13-0820	MW-14-0820	MW-18-0820	MW-19-0820
ES PCB-1	77.8	78.3	22.4	77.1	82.1	76.5	79	77.3
ES PCB-3	73.9	75.1	70.3	74.6	79.9	78.2	76.1	73.6
ES PCB-4	73.6	74.5	66.6	73.4	77.6	78.6	74.1	72.2
ES PCB-15	74	81.1	68.6	76.6	85.8	92.1	76.1	77.1
ES PCB-19	76.4	79.6	75.8	79	85.5	87.5	78	74.5
ES PCB-39	75.7	84	76.5	93.1	94.4	94.4	78.7	80.8
ES PCB-54	83.6	98.2	6.59	89.8	74.9	89.3	81.5	79.8
ES PCB-77	84.6	91.8	72.6	77.7	82.3	102	95	88.1
ES PCB-81	83	88.8	71.1	78	83.1	102	92.2	87.1
ES PCB-104	88.8	96.4	92.3	111	109	102	86.3	86.5
ES PCB-105	100	102	83.6	92.2	88.2	108	99.5	97.1
ES PCB-114	95.2	97.1	79.2	90.1	90.9	107	95.1	96.8
ES PCB-118	96.9	97.5	82.3	90.6	89.2	105	94.7	95.6
ES PCB-123	94.6	97.1	86.1	89.5	89.5	105	95.9	95
ES PCB-126	105	109	75.5	98.2	85.6	107	97.3	100
ES PCB-153	89.1	95.6	83.8	96.5	102	98.4	90.8	92.5
ES PCB-155	79.1	91.5	89.9	105	112	92.1	84.9	85.7
ES PCB-156/157	95.6	101	87	97.1	99.2	99.3	93.5	98.2
ES PCB-167	93	103	86.7	96.4	100	99.2	91.6	97
ES PCB-169	97.7	107	76.9	102	105	98.5	91.2	99.1
ES PCB-170	95.3	94.9	92.6	90.8	93.7	109	99.5	93.9
ES PCB-180	92.4	93.5	83.7	88.2	89.9	106	95.5	92
ES PCB-188	82.5	92.8	81.7	92.3	99.8	93.5	86.7	89.6
ES PCB-189	92.9	95.8	81.8	95.5	96.5	100	95.3	95.1
ES PCB-202	95.4	99.9	91	95.2	102	100	91.1	96
ES PCB-205	96.3	99.5	86.1	98	97.6	100	95	98.1
ES PCB-206	101	104	86.9	102	102	105	98.8	101
ES PCB-208	91.2	94.4	82.9	90.3	91	102	93.1	91.8
ES PCB-209	104	106	90.1	104	104	108	100	102

Checkcode 223-900-VRW/A 676-098-GRQ/A 671-111-HYW/A 665-372-RLW/A 672-757-RZD/A 991-608-PNF/A 257-319-STV/A 990-261-NZR/A

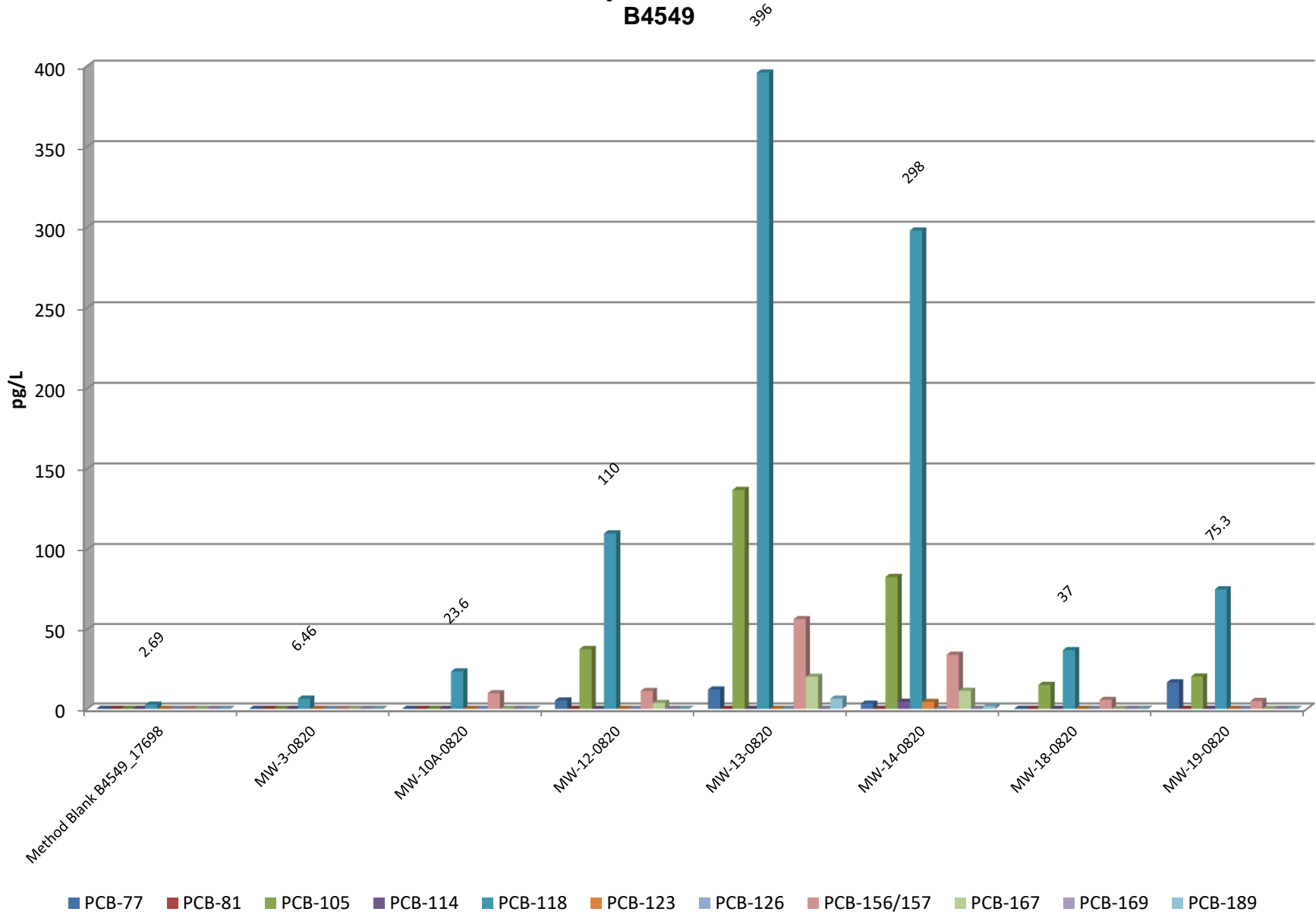
PCB Homologues
Project ID: Nord
B4549



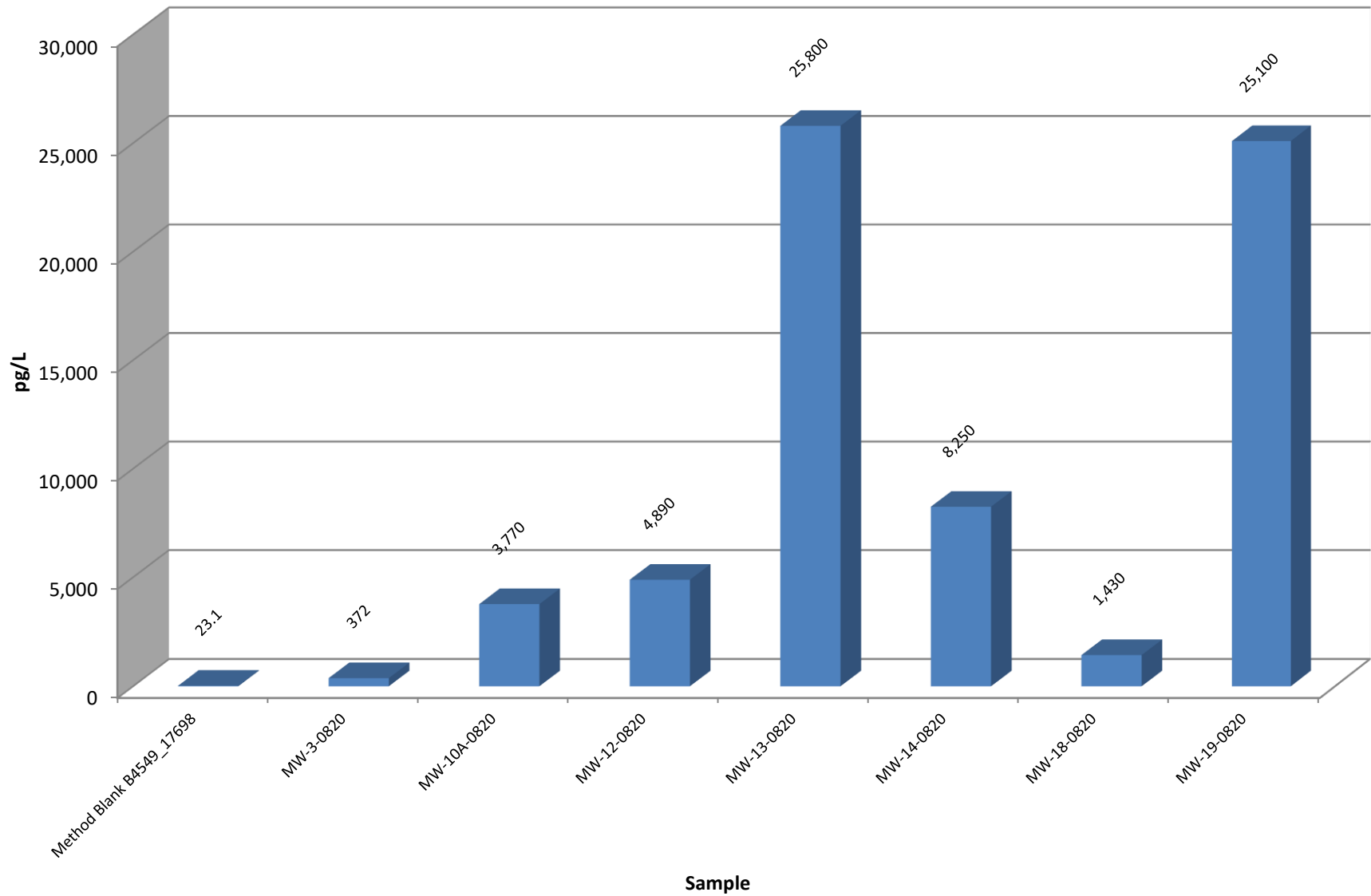
**PCB TEQ
Project ID: Nord
B4549**



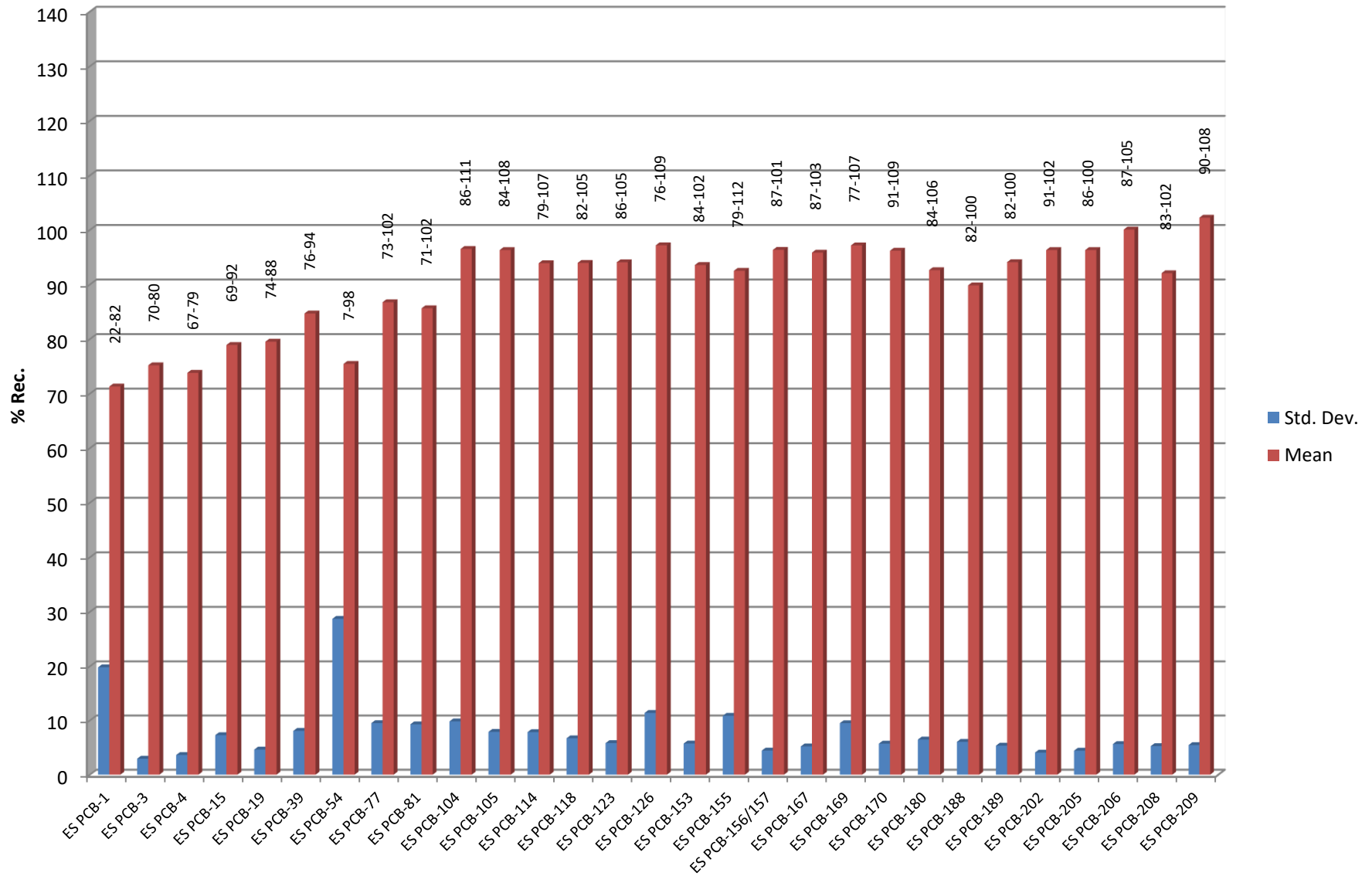
PCB WHO
Project ID: Nord
B4549



Total PCBs
Project ID: Nord
B4549



Mean Recoveries of Extraction Standards (N=8)
Project ID: Nord
B4549




Sample ID: MW-3-0820

Method 1668A

Client Data		Sample Data		Laboratory Data			
Name:	SLR International Corp	Matrix:	Aqueous	Project No.:	B4549	Date Received:	13-Aug-2020
Project ID:	Nord	Weight/Volume:	0.96 L	Sample ID:	B4549_17698_PCB_001	Date Extracted:	24-Aug-2020
Date Collected:	12-Aug-2020	pH	6	QC Batch No.:	17698	Date Analyzed:	01-Sep-2020
Analyte	Conc.	DL	EMPC	Qualifier	Standard	Recovery	
	pg/L	pg/L	pg/L			%	
PCB-77 33'44'-TeCB	ND	1.76			ES PCB-1	78.3	
PCB-81 344'5'-TeCB	ND	1.9			ES PCB-3	75.1	
PCB-105 233'44'-PeCB	ND	1.93			ES PCB-4	74.5	
PCB-114 2344'5'-PeCB	ND	1.98			ES PCB-15	81.1	
PCB-118 23'44'5'-PeCB	EMPC		6.46	J B	ES PCB-19	79.6	
PCB-123 23'44'5'-PeCB	ND	1.93			ES PCB-37	84	
PCB-126 33'44'5'-PeCB	ND	1.09			ES PCB-54	98.2	
PCB-156/157 233'44'5'/233'44'5'-HxCB	ND	2.22		C	ES PCB-77	91.8	
PCB-167 23'44'55'-HxCB	ND	1.34			ES PCB-81	88.8	
PCB-169 33'44'55'-HxCB	ND	1.37			ES PCB-104	96.4	
PCB-189 233'44'55'-HpCB	ND	1.24			ES PCB-105	102	
					ES PCB-114	97.1	
TEQs (WHO 2005 M/H)					ES PCB-118	97.5	
					ES PCB-123	97.1	
ND = 0	0		0.000194		ES PCB-126	109	
ND = 0.5 x DL	0.0756		0.0758		ES PCB-153	95.6	
ND = DL	0.151		0.151		ES PCB-155	91.5	
					ES PCB-156/157	101	
Totals					ES PCB-167	103	
Mono-CB	ND	0.887			ES PCB-169	107	
Di-CB	50				ES PCB-170	94.9	
Tri-CB	84.1		102		ES PCB-180	93.5	
Tetra-CB	157		168		ES PCB-188	92.8	
Penta-CB	45.7		78.9		ES PCB-189	95.8	
Hexa-CB	28.5		36.9		ES PCB-202	99.9	
Hepta-CB	6.61				ES PCB-205	99.5	
Octa-CB	ND	1.39			ES PCB-206	104	
Nona-CB	ND	2.42			ES PCB-208	94.4	
Deca-CB	ND	1.84			ES PCB-209	106	
					CS PCB-28	79.7	
Total PCB (Mono-Deca)	372		443		CS PCB-111	89.2	
					CS PCB-178	95.6	



Sample ID: MW-3-0820						Method 1668A								
Client Data			Sample Data			Laboratory Data								
Name: SLR International Corp			Matrix: Aqueous			Project No.: B4549			Date Received: 13-Aug-2020					
Project ID: Nord			Weight/Volume: 0.96 L			Sample ID: B4549_17698_PCB_001			Date Extracted: 24-Aug-2020					
Date Collected: 12-Aug-2020			pH: 6			QC Batch No.: 17698			Date Analyzed: 01-Sep-2020					
			Units: pg/L			Checkcode: 676-098-GRQ/A			Time Analyzed: 06:34:52					
Mono	Conc.	Qualifiers	Tri	Conc.	Qualifiers	Tetra	Conc.	Qualifiers	Tetra	Conc.	Qualifiers			
PCB-1	(0.801)		PCB-19	[6.24]	J EMPC	PCB-54	(1.17)		PCB-72	(1.79)				
PCB-2	(0.865)		PCB-30/18	29.4	C	PCB-50/53	[6.82]	J EMPC C	PCB-68	(1.89)				
PCB-3	(0.973)		PCB-17	19.3		PCB-45	6.09	J	PCB-57	(1.88)				
			PCB-27	(2.45)		PCB-51	8.07	J	PCB-58	(1.7)				
Conc.	0		PCB-24	(2.43)		PCB-46	3.21	J	PCB-67	(1.61)				
EMPC	0		PCB-16	[12]	EMPC	PCB-52	30.4		PCB-63	(2.07)				
			PCB-32	10.2	J	PCB-73	(1.54)		PCB-61/70/74/76	13.7	J B C			
Di	Conc.	Qualifiers	PCB-34	(2.92)		PCB-43	(1.97)		PCB-66	7.12	J			
PCB-4	6.23	J	PCB-23	(2.79)		PCB-69/49	18.7	J C	PCB-55	(1.67)				
PCB-10	(3.52)		PCB-26/29	(2.8)	C	PCB-48	[3.75]	J EMPC	PCB-56	3.49	J			
PCB-9	(1.75)		PCB-25	(2.3)		PCB-44/47/65	40	C	PCB-60	(2)				
PCB-7	(1.94)		PCB-31	9.26	J	PCB-59/62/75	(1.59)	C	PCB-80	(1.73)				
PCB-6	1.69	J	PCB-28/20	9.85	J C	PCB-42	7.08	J	PCB-79	(1.53)				
PCB-5	(2.03)		PCB-21/33	6.03	J C	PCB-41	(2.52)		PCB-78	(1.8)				
PCB-8	3.9	J	PCB-22	(2.48)		PCB-71/40	11.2	J C	PCB-81	(1.9)				
PCB-14	(1.96)		PCB-36	(2.38)		PCB-64	8.44	J	PCB-77	(1.76)				
PCB-11	38.2	B	PCB-39	(2.63)										
PCB-13/12	(1.94)	C	PCB-38	(2.59)										
PCB-15	(1.87)		PCB-35	(2.7)										
			PCB-37	(2.75)										
Conc.	50		Conc.	84.1					Conc.	157				
EMPC	50		EMPC	102					EMPC	168				
 5500 Business Drive Wilmington, NC 28405, USA Tel: +1 910 794-1613 www.us.sgs.com						Totals			Conc.			EMPC		
						Mono-Tri			134			152		
						Tetra-Hexa			232			284		
						Hepta-Deca			6.61			6.61		
Mono-Deca			372			443								

Sample ID: MW-3-0820						Method 1668A					
Penta	Conc.	Qualifiers	Penta	Conc.	Qualifiers	Hexa	Conc.	Qualifiers	Hexa	Conc.	Qualifiers
PCB-104	(1.09)		PCB-108/119/86/97/125/87	8.52	J C	PCB-155	(1.11)		PCB-165	(1.33)	
PCB-96	(1.17)		PCB-117	(2.33)		PCB-152	(1.18)		PCB-146	(1.36)	
PCB-103	(3.17)		PCB-116/85	(2.68)	C	PCB-150	(1.31)		PCB-161	(1.11)	
PCB-94	(3.81)		PCB-110	15.9	B	PCB-136	(1.41)		PCB-153/168	9.33	J B C
PCB-95	[19.7]	EMPC	PCB-115	(1.79)		PCB-145	(1.23)		PCB-141	(1.64)	
PCB-100/93	(3.43)	C	PCB-82	(3.08)		PCB-148	(1.68)		PCB-130	(1.96)	
PCB-102	(2.52)		PCB-111	(2.24)		PCB-151/135	4.78	J C	PCB-137	(1.67)	
PCB-98	(3.13)		PCB-120	(1.79)		PCB-154	(1.55)		PCB-164	(1.16)	
PCB-88	(3.59)		PCB-107/124	(2.12)	C	PCB-144	(1.68)		PCB-163/138/129	10.2	J C
PCB-91	(3.09)		PCB-109	(2.06)		PCB-147/149	[8.38]	J EMPC C	PCB-160	(1.27)	
PCB-84	[7]	J EMPC	PCB-123	(1.93)		PCB-134	(2.04)		PCB-158	(1.15)	
PCB-89	(3.12)		PCB-106	(2.05)		PCB-143	(1.65)		PCB-128/166	(1.6)	C
PCB-121	(2.1)		PCB-118	[6.46]	J B EMPC	PCB-139/140	(1.54)	C	PCB-159	(1.24)	
PCB-92	(3.3)		PCB-122	(2.56)		PCB-131	(1.81)		PCB-162	(1.45)	
PCB-113/90/101	15	J B C	PCB-114	(1.98)		PCB-142	(1.79)		PCB-167	(1.34)	
PCB-83	(3.74)		PCB-105	(1.93)		PCB-132	4.23	J	PCB-156/157	(2.22)	C
PCB-99	6.37	J	PCB-127	(1.98)		PCB-133	(1.57)		PCB-169	(1.37)	
PCB-112	(1.89)		PCB-126	(1.09)							
			Conc.	45.7					Conc.	28.5	
			EMPC	78.9					EMPC	36.9	
Hepta	Conc.	Qualifiers	Hepta	Conc.	Qualifiers	Octa	Conc.	Qualifiers	Nona	Conc.	Qualifiers
PCB-188	(1.08)		PCB-174	(1.6)		PCB-202	(1.34)		PCB-208	(2.06)	
PCB-179	(1.03)		PCB-177	(1.59)		PCB-201	(1.61)		PCB-207	(2.13)	
PCB-184	(1.14)		PCB-181	(1.49)		PCB-204	(1.38)		PCB-206	(2.79)	
PCB-176	(1.22)		PCB-171/173	(1.7)	C	PCB-197	(1.48)				
PCB-186	(1)		PCB-172	(1.68)		PCB-200	(1.47)		Conc.	0	
PCB-178	(1.54)		PCB-192	(1.17)		PCB-198/199	(1.72)	C	EMPC	0	
PCB-175	(1.71)		PCB-180/193	3.37	J C	PCB-196	(2.02)				
PCB-187	3.24	J	PCB-191	(1.34)		PCB-203	(1.61)		Deca	Conc.	Qualifiers
PCB-182	(1.4)		PCB-170	(1.96)		PCB-195	(1.67)		PCB-209	(1.84)	
PCB-183	(1.55)		PCB-190	(1.36)		PCB-194	(1.58)				
PCB-185	(1.69)		PCB-189	(1.24)		PCB-205	(1.43)				
			Conc.	6.61		Conc.	0				
			EMPC	6.61		EMPC	0				

Sample ID: MW-10A-0820

Method 1668A


Client Data		Sample Data		Laboratory Data			
Name:	SLR International Corp	Matrix:	Aqueous	Project No.:	B4549	Date Received:	13-Aug-2020
Project ID:	Nord	Weight/Volume:	0.98 L	Sample ID:	B4549_17698_PCB_002-D5	Date Extracted:	24-Aug-2020
Date Collected:	11-Aug-2020	pH	5	QC Batch No.:	17698	Date Analyzed:	01-Sep-2020
Analyte	Conc.	DL	EMPC	Qualifier	Standard	Recovery	
	pg/L	pg/L	pg/L			%	
PCB-77 33'44'-TeCB	ND	7.37			ES PCB-1	22.4	
PCB-81 344'5'-TeCB	ND	7.96			ES PCB-3	70.3	
PCB-105 233'44'-PeCB	ND	6.26			ES PCB-4	66.6	
PCB-114 2344'5'-PeCB	ND	6.07			ES PCB-15	68.6	
PCB-118 23'44'5'-PeCB	23.6			B	ES PCB-19	75.8	
PCB-123 23'44'5'-PeCB	ND	5.47			ES PCB-37	76.5	
PCB-126 33'44'5'-PeCB	ND	6.2			ES PCB-54	6.59 V	
PCB-156/157 233'44'5'/233'44'5'-HxCB	EMPC		9.83	J C	ES PCB-77	72.6	
PCB-167 23'44'55'-HxCB	ND	5.81			ES PCB-81	71.1	
PCB-169 33'44'55'-HxCB	ND	7.67			ES PCB-104	92.3	
PCB-189 233'44'55'-HpCB	ND	4.28			ES PCB-105	83.6	
					ES PCB-114	79.2	
TEQs (WHO 2005 M/H)					ES PCB-118	82.3	
					ES PCB-123	86.1	
ND = 0	0.000709		0.001		ES PCB-126	75.5	
ND = 0.5 x DL	0.428		0.428		ES PCB-153	83.8	
ND = DL	0.855		0.855		ES PCB-155	89.9	
					ES PCB-156/157	87	
					ES PCB-167	86.7	
Totals					ES PCB-169	76.9	
Mono-CB	2,130				ES PCB-170	92.6	
Di-CB	ND	8.15			ES PCB-180	83.7	
Tri-CB	ND	9.58			ES PCB-188	81.7	
Tetra-CB	88.2		106		ES PCB-189	81.8	
Penta-CB	310				ES PCB-202	91	
Hexa-CB	937		1,000		ES PCB-205	86.1	
Hepta-CB	246		435		ES PCB-206	86.9	
Octa-CB	57.5		76.8		ES PCB-208	82.9	
Nona-CB	ND	10.4			ES PCB-209	90.1	
Deca-CB	ND	11.1			CS PCB-28	79.4	
					CS PCB-111	76.4	
Total PCB (Mono-Deca)	3,770		4,060		CS PCB-178	87.4	

Checkcode: 671-111-HYW/A

SGS North America - PCB v0.84

Report Created: 02-Sep-2020 12:42 Analyst: AH



Sample ID: MW-10A-0820						Method 1668A								
Client Data			Sample Data			Laboratory Data								
Name: SLR International Corp			Matrix: Aqueous			Project No.: B4549			Date Received: 13-Aug-2020					
Project ID: Nord			Weight/Volume: 0.98 L			Sample ID: B4549_17698_PCB_002-D5			Date Extracted: 24-Aug-2020					
Date Collected: 11-Aug-2020			pH: 5			QC Batch No.: 17698			Date Analyzed: 01-Sep-2020					
			Units: pg/L			Checkcode: 671-111-HYW/A			Time Analyzed: 12:05:09					
Mono	Conc.	Qualifiers	Tri	Conc.	Qualifiers	Tetra	Conc.	Qualifiers	Tetra	Conc.	Qualifiers			
PCB-1	515		PCB-19	(8.84)		PCB-54	(76.9)		PCB-72	(7.51)				
PCB-2	837		PCB-30/18	(6.21)	C	PCB-50/53	(9.96)	C	PCB-68	20.9				
PCB-3	778		PCB-17	(9.17)		PCB-45	(11.6)		PCB-57	(7.86)				
			PCB-27	(6.47)		PCB-51	36.9		PCB-58	(7.12)				
Conc.	2,130		PCB-24	(6.43)		PCB-46	(12.3)		PCB-67	(6.72)				
EMPC	2,130		PCB-16	(8.76)		PCB-52	[10.4]	EMPC	PCB-63	(8.67)				
			PCB-32	(5.84)		PCB-73	(7.69)		PCB-61/70/74/76	[7.28]	J B EMPC C			
Di	Conc.	Qualifiers	PCB-34	(10.9)		PCB-43	(9.87)		PCB-66	(7.32)				
PCB-4	(12.8)		PCB-23	(10.5)		PCB-69/49	(8.81)	C	PCB-55	(6.99)				
PCB-10	(9.5)		PCB-26/29	(10.5)	C	PCB-48	(10.5)		PCB-56	(7.33)				
PCB-9	(3.24)		PCB-25	(8.6)		PCB-44/47/65	30.3	J C	PCB-60	(8.37)				
PCB-7	(3.58)		PCB-31	(9.05)		PCB-59/62/75	(7.93)	C	PCB-80	(7.23)				
PCB-6	(3.05)		PCB-28/20	(9.83)	C	PCB-42	(11.5)		PCB-79	(6.38)				
PCB-5	(3.75)		PCB-21/33	(9.8)	C	PCB-41	(12.6)		PCB-78	(7.54)				
PCB-8	(2.82)		PCB-22	(9.29)		PCB-71/40	(9.45)	C	PCB-81	(7.96)				
PCB-14	(3.61)		PCB-36	(8.9)		PCB-64	(7.68)		PCB-77	(7.37)				
PCB-11	(3.25)		PCB-39	(9.86)										
PCB-13/12	(3.59)	C	PCB-38	(9.7)										
PCB-15	(3.46)		PCB-35	(10.1)										
			PCB-37	(10.3)										
Conc.	0		Conc.	0					Conc.	88.2				
EMPC	0		EMPC	0					EMPC	106				
 5500 Business Drive Wilmington, NC 28405, USA Tel: +1 910 794-1613 www.us.sgs.com						Totals								
									Conc.			EMPC		
						Mono-Tri			2,130			2,130		
						Tetra-Hexa			1,340			1,420		
Hepta-Deca			303			511								
Mono-Deca			3,770			4,060								

Sample ID: MW-10A-0820						Method 1668A					
Penta	Conc.	Qualifiers	Penta	Conc.	Qualifiers	Hexa	Conc.	Qualifiers	Hexa	Conc.	Qualifiers
PCB-104	(3.27)		PCB-108/119/86/97/125/87	21.2	J C	PCB-155	(3.19)		PCB-165	(4.19)	
PCB-96	(3.51)		PCB-117	(6.61)		PCB-152	(3.39)		PCB-146	34.1	
PCB-103	(8.97)		PCB-116/85	(7.59)	C	PCB-150	(3.76)		PCB-161	(3.49)	
PCB-94	(10.8)		PCB-110	68.4		PCB-136	29.8		PCB-153/168	275	C
PCB-95	79.9		PCB-115	(5.06)		PCB-145	(3.56)		PCB-141	[36.2]	EMPC
PCB-100/93	(9.72)	C	PCB-82	(8.73)		PCB-148	(5.26)		PCB-130	(6.16)	
PCB-102	(7.13)		PCB-111	(6.36)		PCB-151/135	76.2	C	PCB-137	(5.24)	
PCB-98	(8.86)		PCB-120	(5.06)		PCB-154	(4.86)		PCB-164	[11.3]	EMPC
PCB-88	(10.2)		PCB-107/124	(6)	C	PCB-144	(5.26)		PCB-163/138/129	284	C
PCB-91	(8.76)		PCB-109	(5.84)		PCB-147/149	165	C	PCB-160	(3.99)	
PCB-84	(10.7)		PCB-123	(5.47)		PCB-134	(6.41)		PCB-158	[10.9]	EMPC
PCB-89	(8.84)		PCB-106	(5.81)		PCB-143	(5.17)		PCB-128/166	23.2	C
PCB-121	(5.94)		PCB-118	23.6	B	PCB-139/140	(4.84)	C	PCB-159	(5.39)	
PCB-92	21.4		PCB-122	(7.84)		PCB-131	(5.67)		PCB-162	(6.28)	
PCB-113/90/101	74.3	C	PCB-114	(6.07)		PCB-142	(5.62)		PCB-167	(5.81)	
PCB-83	(10.6)		PCB-105	(6.26)		PCB-132	50.3		PCB-156/157	[9.83]	J EMPC C
PCB-99	21.4		PCB-127	(6.43)		PCB-133	(4.93)		PCB-169	(7.67)	
PCB-112	(5.37)		PCB-126	(6.2)							
			Conc.	310					Conc.	937	
			EMPC	310					EMPC	1,000	
Hepta	Conc.	Qualifiers	Hepta	Conc.	Qualifiers	Octa	Conc.	Qualifiers	Nona	Conc.	Qualifiers
PCB-188	(4.43)		PCB-174	57.9		PCB-202	(3.58)		PCB-208	(8.28)	
PCB-179	21.5		PCB-177	[31.5]	EMPC	PCB-201	(4.3)		PCB-207	(8.59)	
PCB-184	(4.68)		PCB-181	(9.95)		PCB-204	(3.69)		PCB-206	(12.5)	
PCB-176	[6.92]	J EMPC	PCB-171/173	16.7	J C	PCB-197	(3.96)				
PCB-186	(4.11)		PCB-172	(11.2)		PCB-200	(3.94)		Conc.	0	
PCB-178	12.5		PCB-192	(7.79)		PCB-198/199	29.8	C	EMPC	0	
PCB-175	(11.4)		PCB-180/193	[127]	EMPC C	PCB-196	13				
PCB-187	63.5		PCB-191	(8.97)		PCB-203	14.7		Deca	Conc.	Qualifiers
PCB-182	(9.37)		PCB-170	63.7		PCB-195	(6.7)		PCB-209	(11.1)	
PCB-183	[23.3]	EMPC	PCB-190	10	J	PCB-194	[19.2]	EMPC			
PCB-185	(11.3)		PCB-189	(4.28)		PCB-205	(5.76)				
			Conc.	246		Conc.	57.5				
			EMPC	435		EMPC	76.8				

Sample ID: MW-12-0820

Method 1668A


Client Data		Sample Data		Laboratory Data			
Name:	SLR International Corp	Matrix:	Aqueous	Project No.:	B4549	Date Received:	13-Aug-2020
Project ID:	Nord	Weight/Volume:	1.01 L	Sample ID:	B4549_17698_PCB_003-D2	Date Extracted:	24-Aug-2020
Date Collected:	12-Aug-2020	pH	10	QC Batch No.:	17698	Date Analyzed:	01-Sep-2020
Analyte	Conc.	DL	EMPC	Qualifier	Standard	Recovery	
	pg/L	pg/L	pg/L			%	
PCB-77 33'44'-TeCB	EMPC		5.29	J	ES PCB-1	77.1	
PCB-81 344'5'-TeCB	ND	3.78			ES PCB-3	74.6	
PCB-105 233'44'-PeCB	37.7				ES PCB-4	73.4	
PCB-114 2344'5'-PeCB	ND	2.76			ES PCB-15	76.6	
PCB-118 23'44'5'-PeCB	110				ES PCB-19	79	
PCB-123 23'44'5'-PeCB	ND	2.9			ES PCB-37	93.1	
PCB-126 33'44'5'-PeCB	ND	2.3			ES PCB-54	89.8	
PCB-156/157 233'44'5'/233'44'5'-HxCB	11.3			J C	ES PCB-77	77.7	
PCB-167 23'44'55'-HxCB	EMPC		3.74	J	ES PCB-81	78	
PCB-169 33'44'55'-HxCB	ND	2			ES PCB-104	111	
PCB-189 233'44'55'-HpCB	ND	2			ES PCB-105	92.2	
					ES PCB-114	90.1	
TEQs (WHO 2005 M/H)					ES PCB-118	90.6	
					ES PCB-123	89.5	
ND = 0	0.00478		0.00542		ES PCB-126	98.2	
ND = 0.5 x DL	0.151		0.151		ES PCB-153	96.5	
ND = DL	0.297		0.297		ES PCB-155	105	
					ES PCB-156/157	97.1	
					ES PCB-167	96.4	
Totals					ES PCB-169	102	
Mono-CB	18.7				ES PCB-170	90.8	
Di-CB	260		289		ES PCB-180	88.2	
Tri-CB	950				ES PCB-188	92.3	
Tetra-CB	1,580		1,600		ES PCB-189	95.5	
Penta-CB	1,380		1,390		ES PCB-202	95.2	
Hexa-CB	533		552		ES PCB-205	98	
Hepta-CB	128		138		ES PCB-206	102	
Octa-CB	24.9		58.7		ES PCB-208	90.3	
Nona-CB	18.2				ES PCB-209	104	
Deca-CB	ND	3.06			CS PCB-28	78.9	
					CS PCB-111	88.4	
Total PCB (Mono-Deca)	4,890		5,010		CS PCB-178	98.8	

Checkcode: 665-372-RLW/A

SGS North America - PCB v0.84

Report Created: 02-Sep-2020 12:42 Analyst: AH



Sample ID: MW-12-0820						Method 1668A											
Client Data			Sample Data			Laboratory Data											
Name: SLR International Corp			Matrix: Aqueous			Project No.: B4549			Date Received: 13-Aug-2020								
Project ID: Nord			Weight/Volume: 1.01 L			Sample ID: B4549_17698_PCB_003-D2			Date Extracted: 24-Aug-2020								
Date Collected: 12-Aug-2020			pH: 10			QC Batch No.: 17698			Date Analyzed: 01-Sep-2020								
			Units: pg/L			Checkcode: 665-372-RLW/A			Time Analyzed: 13:13:59								
Mono	Conc.	Qualifiers	Tri	Conc.	Qualifiers	Tetra	Conc.	Qualifiers	Tetra	Conc.	Qualifiers						
PCB-1	13.6		PCB-19	49.5		PCB-54	(2.16)		PCB-72	(3.57)							
PCB-2	(2.5)		PCB-30/18	211	C	PCB-50/53	40.4	C	PCB-68	53.2							
PCB-3	5.16	J	PCB-17	114		PCB-45	25.8		PCB-57	(3.74)							
			PCB-27	18.1		PCB-51	107		PCB-58	(3.38)							
Conc.	18.7		PCB-24	(5.22)		PCB-46	16		PCB-67	(3.19)							
EMPC	18.7		PCB-16	86.3		PCB-52	308		PCB-63	(4.12)							
			PCB-32	80.9		PCB-73	(2.56)		PCB-61/70/74/76	179	C						
Di	Conc.	Qualifiers	PCB-34	(6.22)		PCB-43	[5.25]	J EMPC	PCB-66	91.7							
PCB-4	108		PCB-23	(5.94)		PCB-69/49	143	C	PCB-55	(3.32)							
PCB-10	(4.86)		PCB-26/29	24	C	PCB-48	32.4		PCB-56	37.9							
PCB-9	4.74	J	PCB-25	8.3	J	PCB-44/47/65	292	C	PCB-60	15.7							
PCB-7	(4.03)		PCB-31	107		PCB-59/62/75	17.3	J C	PCB-80	(3.44)							
PCB-6	18.6		PCB-28/20	133	C	PCB-42	55.9		PCB-79	(3.03)							
PCB-5	(4.22)		PCB-21/33	52.6	C	PCB-41	[9.86]	J EMPC	PCB-78	(3.58)							
PCB-8	87.4		PCB-22	39.4		PCB-71/40	88.7	C	PCB-81	(3.78)							
PCB-14	(4.07)		PCB-36	(5.06)		PCB-64	78.6		PCB-77	[5.29]	J EMPC						
PCB-11	[29.2]	B EMPC	PCB-39	(5.61)													
PCB-13/12	(4.03)	C	PCB-38	(5.52)													
PCB-15	41.1		PCB-35	(5.76)													
			PCB-37	27.2													
Conc.	260		Conc.	950					Conc.	1,580							
EMPC	289		EMPC	950					EMPC	1,600							
 5500 Business Drive Wilmington, NC 28405, USA Tel: +1 910 794-1613 www.us.sgs.com						Totals			Conc.			EMPC					
						Mono-Tri			1,230			1,260			1,260		
						Tetra-Hexa			3,490			3,540			3,540		
						Hepta-Deca			171			215			215		
Mono-Deca			4,890			5,010			5,010								

Sample ID: MW-12-0820						Method 1668A					
Penta	Conc.	Qualifiers	Penta	Conc.	Qualifiers	Hexa	Conc.	Qualifiers	Hexa	Conc.	Qualifiers
PCB-104	(1.81)		PCB-108/119/86/97/125/87	126	C	PCB-155	(1.19)		PCB-165	(1.78)	
PCB-96	(1.95)		PCB-117	(3.51)		PCB-152	(1.27)		PCB-146	16.2	
PCB-103	(4.77)		PCB-116/85	23.5	C	PCB-150	(1.41)		PCB-161	(1.48)	
PCB-94	(5.74)		PCB-110	239		PCB-136	24.1		PCB-153/168	92	C
PCB-95	299		PCB-115	(2.69)		PCB-145	(1.33)		PCB-141	21.6	
PCB-100/93	(5.16)	C	PCB-82	18.9		PCB-148	(2.23)		PCB-130	[8.22]	J EMPC
PCB-102	7.27	J	PCB-111	(3.38)		PCB-151/135	41.6	C	PCB-137	(2.22)	
PCB-98	(4.71)		PCB-120	(2.69)		PCB-154	(2.06)		PCB-164	[7.45]	J EMPC
PCB-88	(5.4)		PCB-107/124	(3.18)	C	PCB-144	6.3	J	PCB-163/138/129	130	C
PCB-91	46.5		PCB-109	8.89	J	PCB-147/149	101	C	PCB-160	(1.69)	
PCB-84	92.2		PCB-123	(2.9)		PCB-134	10.2		PCB-158	11.7	
PCB-89	(4.7)		PCB-106	(3.09)		PCB-143	(2.19)		PCB-128/166	19.8	J C
PCB-121	(3.15)		PCB-118	110		PCB-139/140	(2.05)	C	PCB-159	(1.7)	
PCB-92	45		PCB-122	(3.56)		PCB-131	(2.4)		PCB-162	(1.98)	
PCB-113/90/101	232	C	PCB-114	(2.76)		PCB-142	(2.38)		PCB-167	[3.74]	J EMPC
PCB-83	[8.61]	J EMPC	PCB-105	37.7		PCB-132	47.7		PCB-156/157	11.3	J C
PCB-99	91.8		PCB-127	(2.86)		PCB-133	(2.09)		PCB-169	(2)	
PCB-112	(2.85)		PCB-126	(2.3)							
			Conc.	1,380					Conc.	533	
			EMPC	1,390					EMPC	552	
Hepta	Conc.	Qualifiers	Hepta	Conc.	Qualifiers	Octa	Conc.	Qualifiers	Nona	Conc.	Qualifiers
PCB-188	(1.86)		PCB-174	20.2		PCB-202	4.87	J	PCB-208	4.31	J
PCB-179	[9.28]	J EMPC	PCB-177	10.5		PCB-201	(2.13)		PCB-207	(3.28)	
PCB-184	(1.97)		PCB-181	(3.01)		PCB-204	(1.83)		PCB-206	13.9	
PCB-176	(2.11)		PCB-171/173	(3.43)	C	PCB-197	(1.96)				
PCB-186	(1.73)		PCB-172	(3.39)		PCB-200	(1.95)		Conc.	18.2	
PCB-178	(2.67)		PCB-192	(2.35)		PCB-198/199	[21.1]	EMPC C	EMPC	18.2	
PCB-175	(3.46)		PCB-180/193	39.9	C	PCB-196	8.9	J			
PCB-187	29		PCB-191	(2.71)		PCB-203	[12.6]	EMPC	Deca	Conc.	Qualifiers
PCB-182	(2.83)		PCB-170	17.7		PCB-195	(2.3)		PCB-209	(3.06)	
PCB-183	11		PCB-190	(2.71)		PCB-194	11.1				
PCB-185	(3.41)		PCB-189	(2)		PCB-205	(1.97)				
			Conc.	128		Conc.	24.9				
			EMPC	138		EMPC	58.7				

Sample ID: MW-13-0820

Method 1668A

Client Data		Sample Data		Laboratory Data			
Name:	SLR International Corp	Matrix:	Aqueous	Project No.:	B4549	Date Received:	13-Aug-2020
Project ID:	Nord	Weight/Volume:	0.94 L	Sample ID:	B4549_17698_PCB_004-D2	Date Extracted:	24-Aug-2020
Date Collected:	12-Aug-2020	pH	8	QC Batch No.:	17698	Date Analyzed:	01-Sep-2020
Analyte	Conc.	DL	EMPC	Qualifier	Standard	Recovery	
	pg/L	pg/L	pg/L			%	
PCB-77 33'44'-TeCB	12.2				ES PCB-1	82.1	
PCB-81 344'5'-TeCB	ND	5.79			ES PCB-3	79.9	
PCB-105 233'44'-PeCB	137				ES PCB-4	77.6	
PCB-114 2344'5'-PeCB	ND	4.47			ES PCB-15	85.8	
PCB-118 23'44'5'-PeCB	396				ES PCB-19	85.5	
PCB-123 23'44'5'-PeCB	ND	4.39			ES PCB-37	94.4	
PCB-126 33'44'5'-PeCB	ND	3.76			ES PCB-54	74.9	
PCB-156/157 233'44'5'/233'44'5'-HxCB	56.5			C	ES PCB-77	82.3	
PCB-167 23'44'55'-HxCB	EMPC		20.2		ES PCB-81	83.1	
PCB-169 33'44'55'-HxCB	ND	3.52			ES PCB-104	109	
PCB-189 233'44'55'-HpCB	6.48			J	ES PCB-105	88.2	
					ES PCB-114	90.9	
TEQs (WHO 2005 M/H)					ES PCB-118	89.2	
					ES PCB-123	89.5	
ND = 0	0.0191		0.0197		ES PCB-126	85.6	
ND = 0.5 x DL	0.261		0.262		ES PCB-153	102	
ND = DL	0.503		0.504		ES PCB-155	112	
					ES PCB-156/157	99.2	
					ES PCB-167	100	
Totals					ES PCB-169	105	
Mono-CB	63.6				ES PCB-170	93.7	
Di-CB	1,160				ES PCB-180	89.9	
Tri-CB	5,330				ES PCB-188	99.8	
Tetra-CB	8,180		8,180		ES PCB-189	96.5	
Penta-CB	6,310		6,370		ES PCB-202	102	
Hexa-CB	3,100		3,130		ES PCB-205	97.6	
Hepta-CB	1,190		1,210		ES PCB-206	102	
Octa-CB	358		370		ES PCB-208	91	
Nona-CB	53.4				ES PCB-209	104	
Deca-CB	11.5				CS PCB-28	77.7	
Total PCB (Mono-Deca)	25,800		25,900		CS PCB-111	87.3	
					CS PCB-178	103	

Checkcode: 672-757-RZD/A

SGS North America - PCB v0.84

Report Created: 02-Sep-2020 12:42 Analyst: AH

Sample ID: MW-13-0820 **Method 1668A**

Client Data			Sample Data			Laboratory Data						
Name:	SLR International Corp		Matrix:	Aqueous		Project No.:	B4549		Date Received:	13-Aug-2020		
Project ID:	Nord		Weight/Volume:	0.94 L		Sample ID:	B4549_17698_PCB_004-D2		Date Extracted:	24-Aug-2020		
Date Collected:	12-Aug-2020		pH	8		QC Batch No.:	17698		Date Analyzed:	01-Sep-2020		
			Units	pg/L		Checkcode:	672-757-RZD/A		Time Analyzed:	14:11:01		

Mono	Conc.	Qualifiers	Tri	Conc.	Qualifiers	Tetra	Conc.	Qualifiers	Tetra	Conc.	Qualifiers
PCB-1	63.6		PCB-19	204		PCB-54	(4.61)		PCB-72	16.3	
PCB-2	(3.7)		PCB-30/18	1,180	C	PCB-50/53	295	C	PCB-68	21.7	
PCB-3	(4.16)		PCB-17	644		PCB-45	213		PCB-57	(5.72)	
			PCB-27	259		PCB-51	101		PCB-58	(5.18)	
Conc.	63.6		PCB-24	(10.8)		PCB-46	99		PCB-67	12.2	
EMPC	63.6		PCB-16	208		PCB-52	2,230		PCB-63	12.4	
			PCB-32	309		PCB-73	[7.48]	J EMPC	PCB-61/70/74/76	505	C
Di	Conc.	Qualifiers	PCB-34	(13.6)		PCB-43	19.4		PCB-66	296	
PCB-4	428		PCB-23	(13)		PCB-69/49	1,390	C	PCB-55	(5.09)	
PCB-10	(7.61)		PCB-26/29	914	C	PCB-48	80		PCB-56	88.8	
PCB-9	8.98	J	PCB-25	399		PCB-44/47/65	1,350	C	PCB-60	25.5	
PCB-7	9.17	J	PCB-31	549		PCB-59/62/75	168	C	PCB-80	(5.26)	
PCB-6	455		PCB-28/20	453	C	PCB-42	269		PCB-79	(4.64)	
PCB-5	(5.62)		PCB-21/33	107	C	PCB-41	17.4		PCB-78	(5.48)	
PCB-8	167		PCB-22	74.9		PCB-71/40	513	C	PCB-81	(5.79)	
PCB-14	(5.41)		PCB-36	(11)		PCB-64	434		PCB-77	12.2	
PCB-11	32.9	B	PCB-39	(12.2)							
PCB-13/12	32.4	C	PCB-38	(12)							
PCB-15	26.8		PCB-35	(12.6)							
			PCB-37	33.5							
Conc.	1,160		Conc.	5,330					Conc.	8,180	
EMPC	1,160		EMPC	5,330					EMPC	8,180	



5500 Business Drive
 Wilmington, NC 28405, USA
 Tel: +1 910 794-1613
 www.us.sgs.com

Totals	Conc.	EMPC
Mono-Tri	6,560	6,560
Tetra-Hexa	17,600	17,700
Hepta-Deca	1,620	1,650
Mono-Deca	25,800	25,900

Sample ID: MW-13-0820						Method 1668A					
Penta	Conc.	Qualifiers	Penta	Conc.	Qualifiers	Hexa	Conc.	Qualifiers	Hexa	Conc.	Qualifiers
PCB-104	(2.03)		PCB-108/119/86/97/125/87	465	C	PCB-155	(1.84)		PCB-165	(2.89)	
PCB-96	[14.1]	EMPC	PCB-117	[17.1]	EMPC	PCB-152	(1.96)		PCB-146	90.3	
PCB-103	28.7		PCB-116/85	100	C	PCB-150	(2.18)		PCB-161	(2.4)	
PCB-94	(8.67)		PCB-110	1,170		PCB-136	115		PCB-153/168	533	C
PCB-95	1,570		PCB-115	(4.06)		PCB-145	(2.06)		PCB-141	118	
PCB-100/93	[19.2]	J EMPC C	PCB-82	72.7		PCB-148	(3.63)		PCB-130	45	
PCB-102	51.1		PCB-111	(5.1)		PCB-151/135	242	C	PCB-137	31.8	
PCB-98	(7.11)		PCB-120	(4.06)		PCB-154	21.8		PCB-164	47.8	
PCB-88	(8.15)		PCB-107/124	[13]	J EMPC C	PCB-144	31.2		PCB-163/138/129	680	C
PCB-91	280		PCB-109	31.2		PCB-147/149	610	C	PCB-160	(2.75)	
PCB-84	505		PCB-123	(4.39)		PCB-134	50.1		PCB-158	63.1	
PCB-89	(7.09)		PCB-106	(4.66)		PCB-143	(3.56)		PCB-128/166	99.3	C
PCB-121	(4.76)		PCB-118	396		PCB-139/140	[9.7]	J EMPC C	PCB-159	(3.2)	
PCB-92	216		PCB-122	(5.77)		PCB-131	[7.93]	J EMPC	PCB-162	(3.73)	
PCB-113/90/101	863	C	PCB-114	(4.47)		PCB-142	(3.87)		PCB-167	[20.2]	EMPC
PCB-83	51.9		PCB-105	137		PCB-132	251		PCB-156/157	56.5	C
PCB-99	369		PCB-127	(4.67)		PCB-133	10.9		PCB-169	(3.52)	
PCB-112	(4.31)		PCB-126	(3.76)							
			Conc.	6,310					Conc.	3,100	
			EMPC	6,370					EMPC	3,130	
Hepta	Conc.	Qualifiers	Hepta	Conc.	Qualifiers	Octa	Conc.	Qualifiers	Nona	Conc.	Qualifiers
PCB-188	(2.67)		PCB-174	150		PCB-202	26.4		PCB-208	13.5	
PCB-179	65.1		PCB-177	83.5		PCB-201	[12]	EMPC	PCB-207	(6.32)	
PCB-184	(2.82)		PCB-181	(5.21)		PCB-204	(2.63)		PCB-206	39.9	
PCB-176	22.8		PCB-171/173	47	C	PCB-197	(2.82)				
PCB-186	(2.48)		PCB-172	25.6		PCB-200	12.9		Conc.	53.4	
PCB-178	34.3		PCB-192	(4.08)		PCB-198/199	115	C	EMPC	53.4	
PCB-175	(6)		PCB-180/193	315	C	PCB-196	42.3				
PCB-187	188		PCB-191	(4.7)		PCB-203	68.1		Deca	Conc.	Qualifiers
PCB-182	(4.91)		PCB-170	141		PCB-195	23		PCB-209	11.5	
PCB-183	86.7		PCB-190	26.3		PCB-194	70.1				
PCB-185	[17]	EMPC	PCB-189	6.48	J	PCB-205	(2.9)				
			Conc.	1,190		Conc.	358				
			EMPC	1,210		EMPC	370				

Sample ID: MW-14-0820

Method 1668A


Client Data		Sample Data		Laboratory Data			
Name:	SLR International Corp	Matrix:	Aqueous	Project No.:	B4549	Date Received:	13-Aug-2020
Project ID:	Nord	Weight/Volume:	0.99 L	Sample ID:	B4549_17698_PCB_005	Date Extracted:	24-Aug-2020
Date Collected:	12-Aug-2020	pH	7	QC Batch No.:	17698	Date Analyzed:	01-Sep-2020
Analyte	Conc.	DL	EMPC	Qualifier	Standard	Recovery	
	pg/L	pg/L	pg/L			%	
PCB-77 33'44'-TeCB	EMPC		3.31	J	ES PCB-1	76.5	
PCB-81 344'5'-TeCB	ND	1.74			ES PCB-3	78.2	
PCB-105 233'44'-PeCB	83				ES PCB-4	78.6	
PCB-114 2344'5'-PeCB	EMPC		4.47	J	ES PCB-15	92.1	
PCB-118 23'44'5'-PeCB	298				ES PCB-19	87.5	
PCB-123 23'44'5'-PeCB	4.37			J	ES PCB-37	94.4	
PCB-126 33'44'5'-PeCB	ND	1.22			ES PCB-54	89.3	
PCB-156/157 233'44'5'/233'44'5'-HxCB	34.1			C	ES PCB-77	102	
PCB-167 23'44'55'-HxCB	11.4				ES PCB-81	102	
PCB-169 33'44'55'-HxCB	ND	1.29			ES PCB-104	102	
PCB-189 233'44'55'-HpCB	EMPC		1.71	J	ES PCB-105	108	
					ES PCB-114	107	
TEQs (WHO 2005 M/H)					ES PCB-118	105	
					ES PCB-123	105	
ND = 0	0.0129		0.0134		ES PCB-126	107	
ND = 0.5 x DL	0.0938		0.0942		ES PCB-153	98.4	
ND = DL	0.175		0.175		ES PCB-155	92.1	
					ES PCB-156/157	99.3	
Totals					ES PCB-167	99.2	
Mono-CB	32.9				ES PCB-169	98.5	
Di-CB	244				ES PCB-170	109	
Tri-CB	753				ES PCB-180	106	
Tetra-CB	2,070		2,080		ES PCB-188	93.5	
Penta-CB	3,070		3,080		ES PCB-189	100	
Hexa-CB	1,550		1,560		ES PCB-202	100	
Hepta-CB	395		409		ES PCB-205	100	
Octa-CB	113				ES PCB-206	105	
Nona-CB	19.3				ES PCB-208	102	
Deca-CB	ND	1.39			ES PCB-209	108	
					CS PCB-28	93.7	
Total PCB (Mono-Deca)	8,250		8,300		CS PCB-111	96	
					CS PCB-178	102	

Checkcode: 991-608-PNF/A

SGS North America - PCB v0.84

Report Created: 02-Sep-2020 12:41 Analyst: AH



Sample ID: MW-14-0820						Method 1668A								
Client Data			Sample Data			Laboratory Data								
Name: SLR International Corp			Matrix: Aqueous			Project No.: B4549			Date Received: 13-Aug-2020					
Project ID: Nord			Weight/Volume: 0.99 L			Sample ID: B4549_17698_PCB_005			Date Extracted: 24-Aug-2020					
Date Collected: 12-Aug-2020			pH: 7			QC Batch No.: 17698			Date Analyzed: 01-Sep-2020					
			Units: pg/L			Checkcode: 991-608-PNF/A			Time Analyzed: 09:19:59					
Mono	Conc.	Qualifiers	Tri	Conc.	Qualifiers	Tetra	Conc.	Qualifiers	Tetra	Conc.	Qualifiers			
PCB-1	24.4		PCB-19	63.7		PCB-54	3.73	J	PCB-72	[4.41]	J EMPC			
PCB-2	4.05	J	PCB-30/18	179	C	PCB-50/53	69.1	C	PCB-68	10	J			
PCB-3	4.54	J	PCB-17	87.3		PCB-45	30.6		PCB-57	(1.72)				
			PCB-27	19.3		PCB-51	57		PCB-58	(1.55)				
Conc.	32.9		PCB-24	(3.78)		PCB-46	21.6		PCB-67	(1.47)				
EMPC	32.9		PCB-16	47.2		PCB-52	553		PCB-63	5.71	J			
			PCB-32	78.1		PCB-73	(1.23)		PCB-61/70/74/76	227	C			
Di	Conc.	Qualifiers	PCB-34	(4.5)		PCB-43	[4.61]	J EMPC	PCB-66	130				
PCB-4	135		PCB-23	(4.3)		PCB-69/49	281	C	PCB-55	(1.53)				
PCB-10	4.56	J	PCB-26/29	41.8	C	PCB-48	23.1		PCB-56	32.4				
PCB-9	1.85	J	PCB-25	18.6		PCB-44/47/65	353	C	PCB-60	8.8	J			
PCB-7	(1.57)		PCB-31	75.8		PCB-59/62/75	17	J C	PCB-80	(1.58)				
PCB-6	32.1		PCB-28/20	90.8	C	PCB-42	69.3		PCB-79	2.95	J			
PCB-5	(1.65)		PCB-21/33	25.1	C	PCB-41	3.92	J	PCB-78	(1.64)				
PCB-8	33.7		PCB-22	17		PCB-71/40	98.8	C	PCB-81	(1.74)				
PCB-14	(1.59)		PCB-36	(3.66)		PCB-64	72.7		PCB-77	[3.31]	J EMPC			
PCB-11	24.1	B	PCB-39	(4.05)										
PCB-13/12	4.19	J C	PCB-38	(3.99)										
PCB-15	7.86	J	PCB-35	(4.16)										
			PCB-37	9.51	J									
Conc.	244		Conc.	753					Conc.	2,070				
EMPC	244		EMPC	753					EMPC	2,080				
 5500 Business Drive Wilmington, NC 28405, USA Tel: +1 910 794-1613 www.us.sgs.com						Totals			Conc.			EMPC		
						Mono-Tri			1,030			1,030		
						Tetra-Hexa			6,700			6,730		
						Hepta-Deca			527			541		
Mono-Deca			8,250			8,300								

Sample ID: MW-14-0820						Method 1668A					
Penta	Conc.	Qualifiers	Penta	Conc.	Qualifiers	Hexa	Conc.	Qualifiers	Hexa	Conc.	Qualifiers
PCB-104	(0.864)		PCB-108/119/86/97/125/87	263	C	PCB-155	(0.655)		PCB-165	(0.764)	
PCB-96	[3.12]	J EMPC	PCB-117	9.88	J	PCB-152	(0.698)		PCB-146	52.6	
PCB-103	8.83	J	PCB-116/85	50.4	C	PCB-150	(0.774)		PCB-161	(0.636)	
PCB-94	(3)		PCB-110	560		PCB-136	51.6		PCB-153/168	287	C
PCB-95	551		PCB-115	(1.4)		PCB-145	(0.731)		PCB-141	54.8	
PCB-100/93	10.6	J C	PCB-82	35.3		PCB-148	2.31	J	PCB-130	24.6	
PCB-102	15.6		PCB-111	(1.76)		PCB-151/135	110	C	PCB-137	18.9	
PCB-98	(2.46)		PCB-120	(1.4)		PCB-154	10.3		PCB-164	21	
PCB-88	(2.82)		PCB-107/124	9.36	J C	PCB-144	12.1		PCB-163/138/129	363	C
PCB-91	88.1		PCB-109	25.8		PCB-147/149	266	C	PCB-160	(0.728)	
PCB-84	163		PCB-123	4.37	J	PCB-134	24.2		PCB-158	34.3	
PCB-89	(2.45)		PCB-106	(1.61)		PCB-143	(0.943)		PCB-128/166	49.2	C
PCB-121	(1.65)		PCB-118	298		PCB-139/140	6.24	J C	PCB-159	(1.17)	
PCB-92	105		PCB-122	3.84	J	PCB-131	[3.22]	J EMPC	PCB-162	(1.36)	
PCB-113/90/101	522	C	PCB-114	[4.47]	J EMPC	PCB-142	(1.03)		PCB-167	11.4	
PCB-83	29.2		PCB-105	83		PCB-132	120		PCB-156/157	34.1	C
PCB-99	237		PCB-127	(1.67)		PCB-133	[5.95]	J EMPC	PCB-169	(1.29)	
PCB-112	(1.49)		PCB-126	(1.22)							
			Conc.	3,070					Conc.	1,550	
			EMPC	3,080					EMPC	1,560	
Hepta	Conc.	Qualifiers	Hepta	Conc.	Qualifiers	Octa	Conc.	Qualifiers	Nona	Conc.	Qualifiers
PCB-188	(0.932)		PCB-174	48.6		PCB-202	7.85	J	PCB-208	3.8	J
PCB-179	22.1		PCB-177	29		PCB-201	4.72	J	PCB-207	(1.65)	
PCB-184	(0.986)		PCB-181	(1.72)		PCB-204	(1.07)		PCB-206	15.5	
PCB-176	7.55	J	PCB-171/173	14.8	J C	PCB-197	(1.15)				
PCB-186	(0.866)		PCB-172	7.8	J	PCB-200	3.78	J	Conc.	19.3	
PCB-178	[12.5]	EMPC	PCB-192	(1.34)		PCB-198/199	31.2	C	EMPC	19.3	
PCB-175	(1.97)		PCB-180/193	109	C	PCB-196	14.4				
PCB-187	66.9		PCB-191	(1.55)		PCB-203	20		Deca	Conc.	Qualifiers
PCB-182	(1.61)		PCB-170	47.5		PCB-195	7.67	J	PCB-209	(1.39)	
PCB-183	27.6		PCB-190	8.45	J	PCB-194	23				
PCB-185	5.25	J	PCB-189	[1.71]	J EMPC	PCB-205	(1.39)				
			Conc.	395		Conc.	113				
			EMPC	409		EMPC	113				

Sample ID: MW-18-0820

Method 1668A

Client Data		Sample Data		Laboratory Data			
Name:	SLR International Corp	Matrix:	Aqueous	Project No.:	B4549	Date Received:	13-Aug-2020
Project ID:	Nord	Weight/Volume:	0.99 L	Sample ID:	B4549_17698_PCB_006	Date Extracted:	24-Aug-2020
Date Collected:	11-Aug-2020	pH	6	QC Batch No.:	17698	Date Analyzed:	01-Sep-2020
Analyte	Conc.	DL	EMPC	Qualifier	Standard	Recovery	
	pg/L	pg/L	pg/L			%	
PCB-77 33'44'-TeCB	ND	1.76			ES PCB-1	79	
PCB-81 344'5'-TeCB	ND	1.8			ES PCB-3	76.1	
PCB-105 233'44'-PeCB	15.1				ES PCB-4	74.1	
PCB-114 2344'5'-PeCB	ND	1.52			ES PCB-15	76.1	
PCB-118 23'44'5'-PeCB	37				ES PCB-19	78	
PCB-123 23'44'5'-PeCB	ND	1.48			ES PCB-37	78.7	
PCB-126 33'44'5'-PeCB	ND	1.28			ES PCB-54	81.5	
PCB-156/157 233'44'5'/233'44'5'-HxCB	EMPC		5.64	J C	ES PCB-77	95	
PCB-167 23'44'55'-HxCB	ND	2.57			ES PCB-81	92.2	
PCB-169 33'44'55'-HxCB	ND	2.85			ES PCB-104	86.3	
PCB-189 233'44'55'-HpCB	ND	1.36			ES PCB-105	99.5	
					ES PCB-114	95.1	
TEQs (WHO 2005 M/H)					ES PCB-118	94.7	
					ES PCB-123	95.9	
ND = 0	0.00156		0.00173		ES PCB-126	97.3	
ND = 0.5 x DL	0.109		0.109		ES PCB-153	90.8	
ND = DL	0.216		0.216		ES PCB-155	84.9	
					ES PCB-156/157	93.5	
Totals					ES PCB-167	91.6	
Mono-CB	ND	0.961			ES PCB-169	91.2	
Di-CB	20.5				ES PCB-170	99.5	
Tri-CB	ND	4.63			ES PCB-180	95.5	
Tetra-CB	153				ES PCB-188	86.7	
Penta-CB	476				ES PCB-189	95.3	
Hexa-CB	482		504		ES PCB-202	91.1	
Hepta-CB	203		253		ES PCB-205	95	
Octa-CB	80.2				ES PCB-206	98.8	
Nona-CB	14.9				ES PCB-208	93.1	
Deca-CB	ND	1.76			ES PCB-209	100	
					CS PCB-28	84.1	
Total PCB (Mono-Deca)	1,430		1,500		CS PCB-111	87.7	
					CS PCB-178	94.3	

Checkcode: 257-319-STV/A

SGS North America - PCB v0.84

Report Created: 02-Sep-2020 12:41 Analyst: AH

Sample ID: MW-18-0820 **Method 1668A**

<u>Client Data</u>			<u>Sample Data</u>			<u>Laboratory Data</u>						
Name:	SLR International Corp		Matrix:	Aqueous		Project No.:	B4549		Date Received:	13-Aug-2020		
Project ID:	Nord		Weight/Volume:	0.99 L		Sample ID:	B4549_17698_PCB_006		Date Extracted:	24-Aug-2020		
Date Collected:	11-Aug-2020		pH	6		QC Batch No.:	17698		Date Analyzed:	01-Sep-2020		
			Units	pg/L		Checkcode:	257-319-STV/A		Time Analyzed:	10:15:02		

Mono			Conc.	Qualifiers	Tri			Conc.	Qualifiers	Tetra			Conc.	Qualifiers	Tetra			Conc.	Qualifiers
PCB-1			(0.838)		PCB-19			(4.89)		PCB-54			(1.7)		PCB-72			(1.7)	
PCB-2			(0.964)		PCB-30/18			(3.43)	C	PCB-50/53			(2.1)	C	PCB-68			4.3	J
PCB-3			(1.08)		PCB-17			(5.07)		PCB-45			(2.44)		PCB-57			(1.78)	
					PCB-27			(3.58)		PCB-51			15.1		PCB-58			(1.61)	
Conc.			0		PCB-24			(3.55)		PCB-46			(2.59)		PCB-67			(1.52)	
EMPC			0		PCB-16			(4.84)		PCB-52			46.8		PCB-63			(1.96)	
					PCB-32			(3.23)		PCB-73			(1.62)		PCB-61/70/74/76			18.4	J B C
Di			Conc.	Qualifiers	PCB-34			(4.64)		PCB-43			(2.08)		PCB-66			6.06	J
PCB-4			(4.26)		PCB-23			(4.43)		PCB-69/49			14.7	J C	PCB-55			(1.58)	
PCB-10			(3.15)		PCB-26/29			(4.44)	C	PCB-48			(2.22)		PCB-56			(1.66)	
PCB-9			(2.52)		PCB-25			(3.64)		PCB-44/47/65			38.9	C	PCB-60			(1.89)	
PCB-7			(2.79)		PCB-31			(3.84)		PCB-59/62/75			(1.67)	C	PCB-80			(1.64)	
PCB-6			(2.38)		PCB-28/20			(4.16)	C	PCB-42			(2.42)		PCB-79			(1.44)	
PCB-5			(2.93)		PCB-21/33			(4.15)	C	PCB-41			(2.66)		PCB-78			(1.71)	
PCB-8			(2.2)		PCB-22			(3.94)		PCB-71/40			3.39	J C	PCB-81			(1.8)	
PCB-14			(2.82)		PCB-36			(3.77)		PCB-64			4.99	J	PCB-77			(1.76)	
PCB-11			20.5	B	PCB-39			(4.18)											
PCB-13/12			(2.8)	C	PCB-38			(4.11)											
PCB-15			(2.69)		PCB-35			(4.29)											
					PCB-37			(4.37)											
Conc.			20.5		Conc.			0							Conc.			153	
EMPC			20.5		EMPC			0							EMPC			153	



5500 Business Drive
 Wilmington, NC 28405, USA
 Tel: +1 910 794-1613
 www.us.sgs.com

Totals	Conc.	EMPC
Mono-Tri	20.5	20.5
Tetra-Hexa	1,110	1,130
Hepta-Deca	299	349
Mono-Deca	1,430	1,500

Sample ID: MW-18-0820						Method 1668A					
Penta	Conc.	Qualifiers	Penta	Conc.	Qualifiers	Hexa	Conc.	Qualifiers	Hexa	Conc.	Qualifiers
PCB-104	(1.08)		PCB-108/119/86/97/125/87	42.3	J C	PCB-155	(0.901)		PCB-165	(1.07)	
PCB-96	(1.16)		PCB-117	(1.79)		PCB-152	(0.96)		PCB-146	12.4	
PCB-103	(2.43)		PCB-116/85	12.3	J C	PCB-150	(1.06)		PCB-161	(0.889)	
PCB-94	(2.93)		PCB-110	88		PCB-136	27.1		PCB-153/168	90.5	C
PCB-95	97.9		PCB-115	(1.37)		PCB-145	(1.01)		PCB-141	23.4	
PCB-100/93	(2.63)	C	PCB-82	5.66	J	PCB-148	(1.34)		PCB-130	5.45	J
PCB-102	(1.93)		PCB-111	(1.72)		PCB-151/135	50.9	C	PCB-137	[2.72]	J EMPC
PCB-98	(2.4)		PCB-120	(1.37)		PCB-154	(1.24)		PCB-164	[5.67]	J EMPC
PCB-88	(2.75)		PCB-107/124	(1.62)	C	PCB-144	7.08	J	PCB-163/138/129	103	C
PCB-91	12.2		PCB-109	(1.58)		PCB-147/149	107	C	PCB-160	(1.02)	
PCB-84	21.7		PCB-123	(1.48)		PCB-134	[7.33]	J EMPC	PCB-158	7.66	J
PCB-89	(2.39)		PCB-106	(1.57)		PCB-143	(1.32)		PCB-128/166	12.1	J C
PCB-121	(1.61)		PCB-118	37		PCB-139/140	(1.23)	C	PCB-159	(2.38)	
PCB-92	18.6		PCB-122	(1.96)		PCB-131	(1.44)		PCB-162	(2.78)	
PCB-113/90/101	94.1	C	PCB-114	(1.52)		PCB-142	(1.43)		PCB-167	(2.57)	
PCB-83	(2.87)		PCB-105	15.1		PCB-132	35.5		PCB-156/157	[5.64]	J EMPC C
PCB-99	30.7		PCB-127	(1.54)		PCB-133	(1.26)		PCB-169	(2.85)	
PCB-112	(1.45)		PCB-126	(1.28)							
			Conc.	476					Conc.	482	
			EMPC	476					EMPC	504	
Hepta	Conc.	Qualifiers	Hepta	Conc.	Qualifiers	Octa	Conc.	Qualifiers	Nona	Conc.	Qualifiers
PCB-188	(1.04)		PCB-174	33.7		PCB-202	8.09	J	PCB-208	4.08	J
PCB-179	22.5		PCB-177	17.2		PCB-201	3.47	J	PCB-207	(2.17)	
PCB-184	(1.1)		PCB-181	(2.18)		PCB-204	(1.58)		PCB-206	10.9	
PCB-176	[6.23]	J EMPC	PCB-171/173	[7.35]	J EMPC C	PCB-197	(1.7)				
PCB-186	(0.968)		PCB-172	[4.55]	J EMPC	PCB-200	(1.69)		Conc.	14.9	
PCB-178	[8.11]	J EMPC	PCB-192	(1.71)		PCB-198/199	26.3	C	EMPC	14.9	
PCB-175	(2.51)		PCB-180/193	60.3	C	PCB-196	8.43	J			
PCB-187	41.8		PCB-191	(1.96)		PCB-203	13		Deca	Conc.	Qualifiers
PCB-182	(2.05)		PCB-170	[23.8]	EMPC	PCB-195	6.06	J	PCB-209	(1.76)	
PCB-183	18.7		PCB-190	5.12	J	PCB-194	14.9				
PCB-185	4.23	J	PCB-189	(1.36)		PCB-205	(1.83)				
			Conc.	203		Conc.	80.2				
			EMPC	253		EMPC	80.2				

Sample ID: MW-19-0820

Method 1668A

Client Data		Sample Data		Laboratory Data			
Name:	SLR International Corp	Matrix:	Aqueous	Project No.:	B4549	Date Received:	13-Aug-2020
Project ID:	Nord	Weight/Volume:	0.95 L	Sample ID:	B4549_17698_PCB_007	Date Extracted:	24-Aug-2020
Date Collected:	11-Aug-2020	pH	5	QC Batch No.:	17698	Date Analyzed:	01-Sep-2020
Analyte	Conc.	DL	EMPC	Qualifier	Standard	Recovery	
	pg/L	pg/L	pg/L			%	
PCB-77 33'44'-TeCB	16.7				ES PCB-1	77.3	
PCB-81 344'5'-TeCB	ND	1.97			ES PCB-3	73.6	
PCB-105 233'44'-PeCB	20.4				ES PCB-4	72.2	
PCB-114 2344'5'-PeCB	ND	1.52			ES PCB-15	77.1	
PCB-118 23'44'5'-PeCB	75.3				ES PCB-19	74.5	
PCB-123 23'44'5'-PeCB	ND	1.49			ES PCB-37	80.8	
PCB-126 33'44'5'-PeCB	ND	1.17			ES PCB-54	79.8	
PCB-156/157 233'44'5'/233'44'5'-HxCB	4.99			J C	ES PCB-77	88.1	
PCB-167 23'44'55'-HxCB	ND	2.09			ES PCB-81	87.1	
PCB-169 33'44'55'-HxCB	ND	2.13			ES PCB-104	86.5	
PCB-189 233'44'55'-HpCB	ND	1.04			ES PCB-105	97.1	
					ES PCB-114	96.8	
TEQs (WHO 2005 M/H)					ES PCB-118	95.6	
					ES PCB-123	95	
ND = 0	0.00469		0.00469		ES PCB-126	100	
ND = 0.5 x DL	0.0956		0.0956		ES PCB-153	92.5	
ND = DL	0.187		0.187		ES PCB-155	85.7	
					ES PCB-156/157	98.2	
					ES PCB-167	97	
Totals					ES PCB-169	99.1	
Mono-CB	593				ES PCB-170	93.9	
Di-CB	6,500				ES PCB-180	92	
Tri-CB	12,200		12,300		ES PCB-188	89.6	
Tetra-CB	4,440		4,450		ES PCB-189	95.1	
Penta-CB	1,050		1,070		ES PCB-202	96	
Hexa-CB	249		260		ES PCB-205	98.1	
Hepta-CB	31.3				ES PCB-206	101	
Octa-CB	2.07		5.12		ES PCB-208	91.8	
Nona-CB	ND	2.29			ES PCB-209	102	
Deca-CB	ND	1.38			CS PCB-28	86.6	
					CS PCB-111	89.6	
Total PCB (Mono-Deca)	25,100		25,200		CS PCB-178	99.2	

Checkcode: 990-261-NZR/A

SGS North America - PCB v0.84

Report Created: 02-Sep-2020 12:41 Analyst: AH



Sample ID: MW-19-0820 **Method 1668A**

<u>Client Data</u>			<u>Sample Data</u>			<u>Laboratory Data</u>								
Name: SLR International Corp			Matrix: Aqueous			Project No.: B4549			Date Received: 13-Aug-2020					
Project ID: Nord			Weight/Volume: 0.95 L			Sample ID: B4549_17698_PCB_007			Date Extracted: 24-Aug-2020					
Date Collected: 11-Aug-2020			pH: 5			QC Batch No.: 17698			Date Analyzed: 01-Sep-2020					
			Units: pg/L			Checkcode: 990-261-NZR/A			Time Analyzed: 11:10:06					
Mono	Conc.	Qualifiers	Tri	Conc.	Qualifiers	Tetra	Conc.	Qualifiers	Tetra	Conc.	Qualifiers			
PCB-1	347		PCB-19	537		PCB-54	8.28	J	PCB-72	10.4	J			
PCB-2	100		PCB-30/18	2,380	C	PCB-50/53	264	C	PCB-68	[9.47]	J EMPC			
PCB-3	146		PCB-17	1,560		PCB-45	157		PCB-57	(1.95)				
			PCB-27	218		PCB-51	98.8		PCB-58	3.15	J			
Conc.	593		PCB-24	32.6		PCB-46	113		PCB-67	8.89	J			
EMPC	593		PCB-16	1,150		PCB-52	628		PCB-63	11.8				
			PCB-32	840		PCB-73	6.49	J	PCB-61/70/74/76	411	C			
Di	Conc.	Qualifiers	PCB-34	20.6		PCB-43	19.9		PCB-66	280				
PCB-4	2,110		PCB-23	(6.05)		PCB-69/49	572	C	PCB-55	(1.73)				
PCB-10	90.1		PCB-26/29	615	C	PCB-48	82		PCB-56	125				
PCB-9	111		PCB-25	318		PCB-44/47/65	722	C	PCB-60	17.1				
PCB-7	85.8		PCB-31	1,290		PCB-59/62/75	60.1	C	PCB-80	(1.79)				
PCB-6	1,540		PCB-28/20	1,770	C	PCB-42	244		PCB-79	(1.58)				
PCB-5	63.2		PCB-21/33	702	C	PCB-41	11.2		PCB-78	(1.87)				
PCB-8	1,920		PCB-22	553		PCB-71/40	359	C	PCB-81	(1.97)				
PCB-14	(4.11)		PCB-36	(5.15)		PCB-64	206		PCB-77	16.7				
PCB-11	42.3	B	PCB-39	[6.88]	J EMPC									
PCB-13/12	143	C	PCB-38	(5.62)										
PCB-15	393		PCB-35	(5.86)										
			PCB-37	252										
Conc.	6,500		Conc.	12,200					Conc.	4,440				
EMPC	6,500		EMPC	12,300					EMPC	4,450				
<p>5500 Business Drive Wilmington, NC 28405, USA Tel: +1 910 794-1613 www.us.sgs.com</p>						Totals								
									Conc.			EMPC		
						Mono-Tri			19,300			19,300		
						Tetra-Hexa			5,740			5,780		
Hepta-Deca			33.4			36.4								
Mono-Deca			25,100			25,200								

Sample ID: MW-19-0820						Method 1668A					
Penta	Conc.	Qualifiers	Penta	Conc.	Qualifiers	Hexa	Conc.	Qualifiers	Hexa	Conc.	Qualifiers
PCB-104	(1.08)		PCB-108/119/86/97/125/87	82.4	C	PCB-155	(1.01)		PCB-165	(1.25)	
PCB-96	5.78	J	PCB-117	(1.8)		PCB-152	(1.07)		PCB-146	7.45	J
PCB-103	[5.77]	J EMPC	PCB-116/85	14.9	J C	PCB-150	(1.19)		PCB-161	(1.04)	
PCB-94	[5.59]	J EMPC	PCB-110	185		PCB-136	15.4		PCB-153/168	40.8	C
PCB-95	218		PCB-115	(1.38)		PCB-145	(1.13)		PCB-141	7.39	J
PCB-100/93	[7.34]	J EMPC C	PCB-82	12.2		PCB-148	(1.57)		PCB-130	4.61	J
PCB-102	10.9		PCB-111	(1.73)		PCB-151/135	23.1	C	PCB-137	(1.57)	
PCB-98	(2.42)		PCB-120	(1.38)		PCB-154	(1.45)		PCB-164	4.26	J
PCB-88	(2.77)		PCB-107/124	(1.64)	C	PCB-144	2.99	J	PCB-163/138/129	52	C
PCB-91	55.1		PCB-109	8.11	J	PCB-147/149	57.4	C	PCB-160	(1.19)	
PCB-84	85.1		PCB-123	(1.49)		PCB-134	6.49	J	PCB-158	[4.24]	J EMPC
PCB-89	(2.41)		PCB-106	(1.59)		PCB-143	(1.54)		PCB-128/166	[7.08]	J EMPC C
PCB-121	(1.62)		PCB-118	75.3		PCB-139/140	(1.44)	C	PCB-159	(1.94)	
PCB-92	40.5		PCB-122	(1.96)		PCB-131	(1.69)		PCB-162	(2.26)	
PCB-113/90/101	158	C	PCB-114	(1.52)		PCB-142	(1.68)		PCB-167	(2.09)	
PCB-83	10.2	J	PCB-105	20.4		PCB-132	22.1		PCB-156/157	4.99	J C
PCB-99	71.2		PCB-127	(1.61)		PCB-133	(1.47)		PCB-169	(2.13)	
PCB-112	(1.47)		PCB-126	(1.17)							
			Conc.	1,050					Conc.	249	
			EMPC	1,070					EMPC	260	
Hepta	Conc.	Qualifiers	Hepta	Conc.	Qualifiers	Octa	Conc.	Qualifiers	Nona	Conc.	Qualifiers
PCB-188	(1.15)		PCB-174	5.78	J	PCB-202	(1.07)		PCB-208	(1.9)	
PCB-179	3.05	J	PCB-177	(2.02)		PCB-201	(1.28)		PCB-207	(1.97)	
PCB-184	(1.21)		PCB-181	(1.89)		PCB-204	(1.1)		PCB-206	(2.69)	
PCB-176	(1.3)		PCB-171/173	(2.16)	C	PCB-197	(1.18)				
PCB-186	(1.07)		PCB-172	(2.14)		PCB-200	(1.18)		Conc.	0	
PCB-178	(1.64)		PCB-192	(1.48)		PCB-198/199	[3.05]	J EMPC C	EMPC	0	
PCB-175	(2.18)		PCB-180/193	12.1	J C	PCB-196	(1.61)				
PCB-187	6.98	J	PCB-191	(1.7)		PCB-203	(1.29)		Deca	Conc.	Qualifiers
PCB-182	(1.78)		PCB-170	(2.39)		PCB-195	(1.66)		PCB-209	(1.38)	
PCB-183	3.45	J	PCB-190	(1.66)		PCB-194	2.07	J			
PCB-185	(2.14)		PCB-189	(1.04)		PCB-205	(1.43)				
			Conc.	31.3		Conc.	2.07				
			EMPC	31.3		EMPC	5.12				

Sample ID: Method Blank B4549_17698

Method 1668A


Client Data		Sample Data		Laboratory Data			
Name:	SLR International Corp	Matrix:	Aqueous	Project No.:	B4549	Date Received:	n/a
Project ID:	Nord	Weight/Volume:	1.00 L	Sample ID:	MB1_17698_PCB_TLX	Date Extracted:	24-Aug-2020
Date Collected:	n/a	pH	n/a	QC Batch No.:	17698	Date Analyzed:	01-Sep-2020
Analyte	Conc.	DL	EMPC	Qualifier	Standard	Recovery	
	pg/L	pg/L	pg/L			%	
PCB-77 33'44'-TeCB	ND	2.1			ES PCB-1	77.8	
PCB-81 344'5'-TeCB	ND	2.13			ES PCB-3	73.9	
PCB-105 233'44'-PeCB	ND	1.37			ES PCB-4	73.6	
PCB-114 2344'5'-PeCB	ND	1.4			ES PCB-15	74	
PCB-118 23'44'5'-PeCB	2.69			J	ES PCB-19	76.4	
PCB-123 23'44'5'-PeCB	ND	1.36			ES PCB-37	75.7	
PCB-126 33'44'5'-PeCB	ND	1.41			ES PCB-54	83.6	
PCB-156/157 233'44'5'/233'44'5'-HxCB	ND	2.16		C	ES PCB-77	84.6	
PCB-167 23'44'55'-HxCB	ND	1.48			ES PCB-81	83	
PCB-169 33'44'55'-HxCB	ND	1.53			ES PCB-104	88.8	
PCB-189 233'44'55'-HpCB	ND	1.44			ES PCB-105	100	
					ES PCB-114	95.2	
TEQs (WHO 2005 M/H)					ES PCB-118	96.9	
					ES PCB-123	94.6	
ND = 0	0.0000807		0.0000807		ES PCB-126	105	
ND = 0.5 x DL	0.0941		0.0941		ES PCB-153	89.1	
ND = DL	0.188		0.188		ES PCB-155	79.1	
					ES PCB-156/157	95.6	
Totals					ES PCB-167	93	
Mono-CB	ND	1.24			ES PCB-169	97.7	
Di-CB	14.7				ES PCB-170	95.3	
Tri-CB	ND	3.31			ES PCB-180	92.4	
Tetra-CB	2.88				ES PCB-188	82.5	
Penta-CB	5.52		7.82		ES PCB-189	92.9	
Hexa-CB			2.82		ES PCB-202	95.4	
Hepta-CB	ND	1.57			ES PCB-205	96.3	
Octa-CB	ND	1.59			ES PCB-206	101	
Nona-CB	ND	3.05			ES PCB-208	91.2	
Deca-CB	ND	1.8			ES PCB-209	104	
					CS PCB-28	84.3	
Total PCB (Mono-Deca)	23.1		28.2		CS PCB-111	89.5	
					CS PCB-178	94.4	

Checkcode: 223-900-VRW/A

SGS North America - PCB v0.84

Report Created: 02-Sep-2020 12:41 Analyst: AH



Sample ID: Method Blank B4549_17698						Method 1668A								
Client Data			Sample Data			Laboratory Data								
Name: SLR International Corp			Matrix: Aqueous			Project No.: B4549			Date Received: n/a					
Project ID: Nord			Weight/Volume: 1.00 L			Sample ID: MB1_17698_PCB_TLX			Date Extracted: 24-Aug-2020					
Date Collected: n/a			pH: n/a			QC Batch No.: 17698			Date Analyzed: 01-Sep-2020					
			Units: pg/L			Checkcode: 223-900-VRW/A			Time Analyzed: 05:39:49					
Mono	Conc.	Qualifiers	Tri	Conc.	Qualifiers	Tetra	Conc.	Qualifiers	Tetra	Conc.	Qualifiers			
PCB-1	(1.08)		PCB-19	(3.55)		PCB-54	(1.58)		PCB-72	(2.01)				
PCB-2	(1.24)		PCB-30/18	(2.5)	C	PCB-50/53	(2.24)	C	PCB-68	(2.11)				
PCB-3	(1.39)		PCB-17	(3.69)		PCB-45	(2.6)		PCB-57	(2.1)				
			PCB-27	(2.6)		PCB-51	(2.27)		PCB-58	(1.9)				
Conc.	0		PCB-24	(2.58)		PCB-46	(2.77)		PCB-67	(1.8)				
EMPC	0		PCB-16	(3.52)		PCB-52	(2.02)		PCB-63	(2.32)				
			PCB-32	(2.35)		PCB-73	(1.73)		PCB-61/70/74/76	2.88	J C			
Di	Conc.	Qualifiers	PCB-34	(3.25)		PCB-43	(2.22)		PCB-66	(1.96)				
PCB-4	(2.84)		PCB-23	(3.11)		PCB-69/49	(1.98)	C	PCB-55	(1.87)				
PCB-10	(2.11)		PCB-26/29	(3.12)	C	PCB-48	(2.37)		PCB-56	(1.96)				
PCB-9	(3.14)		PCB-25	(2.56)		PCB-44/47/65	(2.04)	C	PCB-60	(2.24)				
PCB-7	(3.48)		PCB-31	(2.69)		PCB-59/62/75	(1.79)	C	PCB-80	(1.93)				
PCB-6	(2.96)		PCB-28/20	(2.92)	C	PCB-42	(2.58)		PCB-79	(1.71)				
PCB-5	(3.64)		PCB-21/33	(2.92)	C	PCB-41	(2.84)		PCB-78	(2.01)				
PCB-8	(2.74)		PCB-22	(2.76)		PCB-71/40	(2.13)	C	PCB-81	(2.13)				
PCB-14	(3.51)		PCB-36	(2.65)		PCB-64	(1.73)		PCB-77	(2.1)				
PCB-11	14.7		PCB-39	(2.93)										
PCB-13/12	(3.48)	C	PCB-38	(2.89)										
PCB-15	(3.35)		PCB-35	(3.01)										
			PCB-37	(3.07)										
Conc.	14.7		Conc.	0					Conc.	2.88				
EMPC	14.7		EMPC	0					EMPC	2.88				
 5500 Business Drive Wilmington, NC 28405, USA Tel: +1 910 794-1613 www.us.sgs.com						Totals			Conc.			EMPC		
						Mono-Tri			14.7			14.7		
						Tetra-Hexa			8.4			13.5		
						Hepta-Deca			0			0		
Mono-Deca			23.1			28.2								

Sample ID: Method Blank B4549_17698						Method 1668A					
Penta	Conc.	Qualifiers	Penta	Conc.	Qualifiers	Hexa	Conc.	Qualifiers	Hexa	Conc.	Qualifiers
PCB-104	(1.4)		PCB-108/119/86/97/125/87	(1.76)	C	PCB-155	(1.21)		PCB-165	(1.46)	
PCB-96	(1.51)		PCB-117	(1.65)		PCB-152	(1.29)		PCB-146	(1.49)	
PCB-103	(2.24)		PCB-116/85	(1.89)	C	PCB-150	(1.43)		PCB-161	(1.22)	
PCB-94	(2.69)		PCB-110	2.83	J	PCB-136	(1.55)		PCB-153/168	[2.82]	J EMPC C
PCB-95	(2.35)		PCB-115	(1.26)		PCB-145	(1.36)		PCB-141	(1.79)	
PCB-100/93	(2.42)	C	PCB-82	(2.18)		PCB-148	(1.83)		PCB-130	(2.15)	
PCB-102	(1.78)		PCB-111	(1.59)		PCB-151/135	(1.81)	C	PCB-137	(1.83)	
PCB-98	(2.21)		PCB-120	(1.26)		PCB-154	(1.69)		PCB-164	(1.27)	
PCB-88	(2.53)		PCB-107/124	(1.5)	C	PCB-144	(1.83)		PCB-163/138/129	(1.65)	C
PCB-91	(2.18)		PCB-109	(1.46)		PCB-147/149	(1.63)	C	PCB-160	(1.39)	
PCB-84	(2.66)		PCB-123	(1.36)		PCB-134	(2.23)		PCB-158	(1.26)	
PCB-89	(2.21)		PCB-106	(1.45)		PCB-143	(1.8)		PCB-128/166	(1.77)	C
PCB-121	(1.48)		PCB-118	2.69	J	PCB-139/140	(1.69)	C	PCB-159	(1.38)	
PCB-92	(2.33)		PCB-122	(1.81)		PCB-131	(1.97)		PCB-162	(1.6)	
PCB-113/90/101	[2.3]	J EMPC C	PCB-114	(1.4)		PCB-142	(1.96)		PCB-167	(1.48)	
PCB-83	(2.65)		PCB-105	(1.37)		PCB-132	(1.87)		PCB-156/157	(2.16)	C
PCB-99	(1.71)		PCB-127	(1.41)		PCB-133	(1.72)		PCB-169	(1.53)	
PCB-112	(1.34)		PCB-126	(1.41)							
			Conc.	5.52					Conc.	0	
			EMPC	7.82					EMPC	2.82	
Hepta	Conc.	Qualifiers	Hepta	Conc.	Qualifiers	Octa	Conc.	Qualifiers	Nona	Conc.	Qualifiers
PCB-188	(1.3)		PCB-174	(1.66)		PCB-202	(1.46)		PCB-208	(2.65)	
PCB-179	(1.25)		PCB-177	(1.66)		PCB-201	(1.75)		PCB-207	(2.75)	
PCB-184	(1.38)		PCB-181	(1.55)		PCB-204	(1.5)		PCB-206	(3.46)	
PCB-176	(1.48)		PCB-171/173	(1.77)	C	PCB-197	(1.61)				
PCB-186	(1.21)		PCB-172	(1.75)		PCB-200	(1.61)		Conc.	0	
PCB-178	(1.87)		PCB-192	(1.21)		PCB-198/199	(1.88)	C	EMPC	0	
PCB-175	(1.78)		PCB-180/193	(1.48)	C	PCB-196	(2.2)				
PCB-187	(1.44)		PCB-191	(1.4)		PCB-203	(1.76)		Deca	Conc.	Qualifiers
PCB-182	(1.46)		PCB-170	(1.97)		PCB-195	(2.01)		PCB-209	(1.8)	
PCB-183	(1.62)		PCB-190	(1.37)		PCB-194	(1.9)				
PCB-185	(1.76)		PCB-189	(1.44)		PCB-205	(1.73)				
			Conc.	0		Conc.	0				
			EMPC	0		EMPC	0				



METHOD 1668A

PCB ONGOING PRECISION AND RECOVERY (OPR)

FORM 8A

Lab Name: SGS North America
 Initial Calibration: ICAL: MM4_PCB_09172019_31DEC2019
 Instrument ID: MM4 GC Column ID:
 VER Data Filename: 200831S17 Analysis Date: 01-SEP-2020 04:44:46
 Lab ID: OPR1_17698_PCB

NATIVE ANALYTES	SPIKE CONC. (pg/uL)	RECOVERY (%)	RANGE (%)			OK
PCB-1 2-MoCB	50	115	50	-	150	Y
PCB-3 4-MoCB	50	113	50	-	150	Y
PCB-4 22'-DiCB	50	106	50	-	150	Y
PCB-15 44'-DiCB	50	101	50	-	150	Y
PCB-19 22'6-TrCB	50	106	50	-	150	Y
PCB-37 344'-TrCB	50	97.6	50	-	150	Y
PCB-54 22'66'-TeCB	50	95.2	50	-	150	Y
PCB-77 33'44'-TeCB	50	91	50	-	150	Y
PCB-81 344'5-TeCB	50	84.9	50	-	150	Y
PCB-104 22'466'-PeCB	50	80.1	50	-	150	Y
PCB-105 233'44'-PeCB	50	86.8	50	-	150	Y
PCB-114 2344'5-PeCB	50	90.6	50	-	150	Y
PCB-118 23'44'5-PeCB	50	86.3	50	-	150	Y
PCB-123 23'44'5'-PeCB	50	93.6	50	-	150	Y
PCB-126 33'44'5-PeCB	50	102	50	-	150	Y
PCB-155 22'44'66'-HxCB	50	78.4	50	-	150	Y
PCB-156/157 ...-HxCB	100	88.4	50	-	150	Y
PCB-167 23'44'55'-HxCB	50	89.1	50	-	150	Y
PCB-169 33'44'55'-HxCB	50	99.6	50	-	150	Y
PCB-188 22'34'566'-HpCB	50	93.1	50	-	150	Y
PCB-189 233'44'55'-HpCB	50	93.1	50	-	150	Y
PCB-202 22'33'55'66'-OcCB	50	89.6	50	-	150	Y
PCB-205 233'44'55'6-OcCB	50	96.5	50	-	150	Y
PCB-206 22'33'44'55'6-NoCB	50	103	50	-	150	Y
PCB-208 22'33'455'66'-NoCB	50	94	50	-	150	Y
PCB-209 DeCB	50	88.5	50	-	150	Y

Contract-required recovery limits for OPR as specified in Table 6,
 Method 1668A.

Processed: 02 Sep 2020 12:41 Analyst: AH

**METHOD 1668A****PCB ONGOING PRECISION AND RECOVERY (OPR)****FORM 8B**

Lab Name: SGS North America
Initial Calibration: ICAL: MM4_PCB_09172019_31DEC2019
Instrument ID: MM4 GC Column ID:
VER Data Filename: 200831S17 Analysis Date: 01-SEP-2020 04:44:46
Lab ID: OPR1_17698_PCB

LABELLED STANDARDS	SPIKE CONC. (pg/uL)	RECOVERY (%)	RANGE (%)			OK
ES PCB-1	100	81	15	-	140	Y
ES PCB-3	100	77.2	15	-	140	Y
ES PCB-4	100	78.1	30	-	140	Y
ES PCB-15	100	78.4	30	-	140	Y
ES PCB-19	100	79.9	30	-	140	Y
ES PCB-37	100	80.3	30	-	140	Y
ES PCB-54	100	83.1	30	-	140	Y
ES PCB-77	100	88.4	30	-	140	Y
ES PCB-81	100	85.8	30	-	140	Y
ES PCB-104	100	89.1	30	-	140	Y
ES PCB-105	100	102	30	-	140	Y
ES PCB-114	100	97.1	30	-	140	Y
ES PCB-118	100	96.9	30	-	140	Y
ES PCB-123	100	96	30	-	140	Y
ES PCB-126	100	103	30	-	140	Y
ES PCB-153	100	89.2	30	-	140	Y
ES PCB-155	100	79.6	30	-	140	Y
ES PCB-156/157	200	94.1	30	-	140	Y
ES PCB-167	100	94	30	-	140	Y
ES PCB-169	100	95.7	30	-	140	Y
ES PCB-170	100	99.4	30	-	140	Y
ES PCB-180	100	96.6	30	-	140	Y
ES PCB-188	100	87.1	30	-	140	Y
ES PCB-189	100	93.8	30	-	140	Y
ES PCB-202	100	93.9	30	-	140	Y
ES PCB-205	100	97.7	30	-	140	Y
ES PCB-206	100	101	30	-	140	Y
ES PCB-208	100	95.6	30	-	140	Y
ES PCB-209	100	106	30	-	140	Y
CLEANUP STANDARDS						
CS PCB-28	100	82.9	40	-	125	Y
CS PCB-111	100	86.4	40	-	125	Y
CS PCB-178	100	93.6	40	-	125	Y

Processed: 02 Sep 2020 12:41 Analyst: AH

SLR SOURCE CONTROL EVALUATION (2018-2019)

SLR International Corp. - West Linn, OR

Sample Delivery Group: L983742
Samples Received: 04/06/2018
Project Number: 108.00228.00048
Description: Nord Door Project - Everett, WA
Site: EVERETT, WA
Report To: Chris Kramer
1800 Blankenship Road, Suite 440
West Linn, OR 97068







Entire Report Reviewed By:



Brian Ford
Technical Service Representative

Results relate only to the items tested or calibrated and are reported as rounded values. This test report shall not be reproduced, except in full, without written approval of the laboratory. Where applicable, sampling conducted by ESC is performed per guidance provided in laboratory standard operating procedures: 060302, 060303, and 060304.



Cp: Cover Page	1	
Tc: Table of Contents	2	
Ss: Sample Summary	3	
Cn: Case Narrative	4	
Sr: Sample Results	5	
NTD-SW-EAST-0418 L983742-01	5	
NTD-SW-WEST-0418 L983742-02	6	
NTD-SW-3"-0418 L983742-03	7	
NTD-SW-8"-0418 L983742-04	8	
Qc: Quality Control Summary	9	
Volatile Organic Compounds (GC/MS) by Method 8260C	9	
Semi-Volatile Organic Compounds (GC) by Method NWTPHDX-NO SGT	10	
Semi Volatile Organic Compounds (GC/MS) by Method 8270D-SIM	11	
Gl: Glossary of Terms	12	
Al: Accreditations & Locations	13	
Sc: Sample Chain of Custody	14	

SAMPLE SUMMARY



NTD-SW-EAST-0418 L983742-01 GW

Collected by: RFK-SL
 Collected date/time: 04/05/18 07:55
 Received date/time: 04/06/18 08:45

Method	Batch	Dilution	Preparation date/time	Analysis date/time	Analyst
Volatile Organic Compounds (GC/MS) by Method 8260C	WG1094985	1	04/07/18 04:05	04/07/18 04:05	BMB
Semi-Volatile Organic Compounds (GC) by Method NWTPHDX-NO SGT	WG1094913	1	04/07/18 13:32	04/16/18 21:33	LM
Semi Volatile Organic Compounds (GC/MS) by Method 8270D-SIM	WG1095399	1	04/08/18 18:25	04/09/18 04:02	KM

1
Cp

2
Tc

3
Ss

4
Cn

5
Sr

6
Qc

7
Gl

8
Al

9
Sc

NTD-SW-WEST-0418 L983742-02 GW

Collected by: RFK-SL
 Collected date/time: 04/05/18 08:30
 Received date/time: 04/06/18 08:45

Method	Batch	Dilution	Preparation date/time	Analysis date/time	Analyst
Volatile Organic Compounds (GC/MS) by Method 8260C	WG1094985	1	04/07/18 04:26	04/07/18 04:26	BMB
Semi-Volatile Organic Compounds (GC) by Method NWTPHDX-NO SGT	WG1094913	1	04/07/18 13:32	04/14/18 01:18	AAT
Semi Volatile Organic Compounds (GC/MS) by Method 8270D-SIM	WG1095399	1	04/08/18 18:25	04/09/18 04:26	KM

NTD-SW-3"-0418 L983742-03 GW

Collected by: RFK-SL
 Collected date/time: 04/04/18 10:50
 Received date/time: 04/06/18 08:45

Method	Batch	Dilution	Preparation date/time	Analysis date/time	Analyst
Volatile Organic Compounds (GC/MS) by Method 8260C	WG1094985	1	04/07/18 04:48	04/07/18 04:48	BMB
Semi-Volatile Organic Compounds (GC) by Method NWTPHDX-NO SGT	WG1094913	1	04/07/18 13:32	04/14/18 01:34	AAT
Semi Volatile Organic Compounds (GC/MS) by Method 8270D-SIM	WG1095399	1	04/08/18 18:25	04/09/18 04:50	KM

NTD-SW-8"-0418 L983742-04 GW

Collected by: RFK-SL
 Collected date/time: 04/04/18 11:15
 Received date/time: 04/06/18 08:45

Method	Batch	Dilution	Preparation date/time	Analysis date/time	Analyst
Volatile Organic Compounds (GC/MS) by Method 8260C	WG1094985	1	04/07/18 05:09	04/07/18 05:09	BMB
Semi-Volatile Organic Compounds (GC) by Method NWTPHDX-NO SGT	WG1094913	1	04/07/18 13:32	04/14/18 01:50	AAT
Semi Volatile Organic Compounds (GC/MS) by Method 8270D-SIM	WG1095399	1	04/08/18 18:25	04/09/18 05:13	KM



All sample aliquots were received at the correct temperature, in the proper containers, with the appropriate preservatives, and within method specified holding times, unless qualified or notated within the report. Where applicable, all MDL (LOD) and RDL (LOQ) values reported for environmental samples have been corrected for the dilution factor used in the analysis. All radiochemical sample results for solids are reported on a dry weight basis with the exception of tritium, carbon-14 and radon, unless wet weight was requested by the client. All Method and Batch Quality Control are within established criteria except where addressed in this case narrative, a non-conformance form or properly qualified within the sample results. By my digital signature below, I affirm to the best of my knowledge, all problems/anomalies observed by the laboratory as having the potential to affect the quality of the data have been identified by the laboratory, and no information or data have been knowingly withheld that would affect the quality of the data.

Brian Ford
Technical Service Representative

- ¹Cp
- ²Tc
- ³Ss
- ⁴Cn
- ⁵Sr
- ⁶Qc
- ⁷Gl
- ⁸Al
- ⁹Sc



Volatile Organic Compounds (GC/MS) by Method 8260C

Analyte	Result	Qualifier	MDL	RDL	Dilution	Analysis	Batch
	ug/l		ug/l	ug/l		date / time	
Benzene	U		0.0896	0.500	1	04/07/2018 04:05	WG1094985
Naphthalene	5.94		0.174	2.50	1	04/07/2018 04:05	WG1094985
(S) Toluene-d8	98.1			80.0-120		04/07/2018 04:05	WG1094985
(S) Dibromofluoromethane	112			76.0-123		04/07/2018 04:05	WG1094985
(S) 4-Bromofluorobenzene	89.9			80.0-120		04/07/2018 04:05	WG1094985

1 Cp

2 Tc

3 Ss

4 Cn

Semi-Volatile Organic Compounds (GC) by Method NWTPHDX-NO SGT

Analyte	Result	Qualifier	MDL	RDL	Dilution	Analysis	Batch
	ug/l		ug/l	ug/l		date / time	
Diesel Range Organics (DRO)	534		66.0	200	1	04/16/2018 21:33	WG1094913
Residual Range Organics (RRO)	266		82.5	250	1	04/16/2018 21:33	WG1094913
(S) o-Terphenyl	97.5			52.0-156		04/16/2018 21:33	WG1094913

5 Sr

6 Qc

7 Gl

Semi Volatile Organic Compounds (GC/MS) by Method 8270D-SIM

Analyte	Result	Qualifier	MDL	RDL	Dilution	Analysis	Batch
	ug/l		ug/l	ug/l		date / time	
Benzo(a)anthracene	U		0.00410	0.0500	1	04/09/2018 04:02	WG1095399
Benzo(a)pyrene	U		0.0116	0.0500	1	04/09/2018 04:02	WG1095399
Benzo(b)fluoranthene	U		0.00212	0.0500	1	04/09/2018 04:02	WG1095399
Benzo(k)fluoranthene	U		0.0136	0.0500	1	04/09/2018 04:02	WG1095399
Chrysene	U		0.0108	0.0500	1	04/09/2018 04:02	WG1095399
Dibenz(a,h)anthracene	U		0.00396	0.0500	1	04/09/2018 04:02	WG1095399
Indeno(1,2,3-cd)pyrene	U		0.0148	0.0500	1	04/09/2018 04:02	WG1095399
(S) Nitrobenzene-d5	151			31.0-160		04/09/2018 04:02	WG1095399
(S) 2-Fluorobiphenyl	104			48.0-148		04/09/2018 04:02	WG1095399
(S) p-Terphenyl-d14	97.2			37.0-146		04/09/2018 04:02	WG1095399

8 Al

9 Sc



Volatile Organic Compounds (GC/MS) by Method 8260C

Analyte	Result	Qualifier	MDL	RDL	Dilution	Analysis	Batch
	ug/l		ug/l	ug/l		date / time	
Benzene	U		0.0896	0.500	1	04/07/2018 04:26	WG1094985
Naphthalene	0.558	J	0.174	2.50	1	04/07/2018 04:26	WG1094985
(S) Toluene-d8	97.5			80.0-120		04/07/2018 04:26	WG1094985
(S) Dibromofluoromethane	110			76.0-123		04/07/2018 04:26	WG1094985
(S) 4-Bromofluorobenzene	92.7			80.0-120		04/07/2018 04:26	WG1094985

1 Cp

2 Tc

3 Ss

4 Cn

Semi-Volatile Organic Compounds (GC) by Method NWTPHDX-NO SGT

Analyte	Result	Qualifier	MDL	RDL	Dilution	Analysis	Batch
	ug/l		ug/l	ug/l		date / time	
Diesel Range Organics (DRO)	776		66.0	200	1	04/14/2018 01:18	WG1094913
Residual Range Organics (RRO)	550		82.5	250	1	04/14/2018 01:18	WG1094913
(S) o-Terphenyl	115			52.0-156		04/14/2018 01:18	WG1094913

5 Sr

6 Qc

7 Gl

Semi Volatile Organic Compounds (GC/MS) by Method 8270D-SIM

Analyte	Result	Qualifier	MDL	RDL	Dilution	Analysis	Batch
	ug/l		ug/l	ug/l		date / time	
Benzo(a)anthracene	U		0.00410	0.0500	1	04/09/2018 04:26	WG1095399
Benzo(a)pyrene	U		0.0116	0.0500	1	04/09/2018 04:26	WG1095399
Benzo(b)fluoranthene	U		0.00212	0.0500	1	04/09/2018 04:26	WG1095399
Benzo(k)fluoranthene	U		0.0136	0.0500	1	04/09/2018 04:26	WG1095399
Chrysene	U		0.0108	0.0500	1	04/09/2018 04:26	WG1095399
Dibenz(a,h)anthracene	U		0.00396	0.0500	1	04/09/2018 04:26	WG1095399
Indeno(1,2,3-cd)pyrene	U		0.0148	0.0500	1	04/09/2018 04:26	WG1095399
(S) Nitrobenzene-d5	156			31.0-160		04/09/2018 04:26	WG1095399
(S) 2-Fluorobiphenyl	106			48.0-148		04/09/2018 04:26	WG1095399
(S) p-Terphenyl-d14	96.3			37.0-146		04/09/2018 04:26	WG1095399

8 Al

9 Sc



Volatile Organic Compounds (GC/MS) by Method 8260C

Analyte	Result	Qualifier	MDL	RDL	Dilution	Analysis	Batch
	ug/l		ug/l	ug/l		date / time	
Benzene	U		0.0896	0.500	1	04/07/2018 04:48	WG1094985
Naphthalene	3.45		0.174	2.50	1	04/07/2018 04:48	WG1094985
(S) Toluene-d8	97.5			80.0-120		04/07/2018 04:48	WG1094985
(S) Dibromofluoromethane	109			76.0-123		04/07/2018 04:48	WG1094985
(S) 4-Bromofluorobenzene	89.8			80.0-120		04/07/2018 04:48	WG1094985

1 Cp

2 Tc

3 Ss

4 Cn

Semi-Volatile Organic Compounds (GC) by Method NWTPHDX-NO SGT

Analyte	Result	Qualifier	MDL	RDL	Dilution	Analysis	Batch
	ug/l		ug/l	ug/l		date / time	
Diesel Range Organics (DRO)	218		66.0	200	1	04/14/2018 01:34	WG1094913
Residual Range Organics (RRO)	374		82.5	250	1	04/14/2018 01:34	WG1094913
(S) o-Terphenyl	114			52.0-156		04/14/2018 01:34	WG1094913

5 Sr

6 Qc

7 Gl

Semi Volatile Organic Compounds (GC/MS) by Method 8270D-SIM

Analyte	Result	Qualifier	MDL	RDL	Dilution	Analysis	Batch
	ug/l		ug/l	ug/l		date / time	
Benzo(a)anthracene	U		0.00410	0.0500	1	04/09/2018 04:50	WG1095399
Benzo(a)pyrene	U		0.0116	0.0500	1	04/09/2018 04:50	WG1095399
Benzo(b)fluoranthene	U		0.00212	0.0500	1	04/09/2018 04:50	WG1095399
Benzo(k)fluoranthene	U		0.0136	0.0500	1	04/09/2018 04:50	WG1095399
Chrysene	U		0.0108	0.0500	1	04/09/2018 04:50	WG1095399
Dibenz(a,h)anthracene	U		0.00396	0.0500	1	04/09/2018 04:50	WG1095399
Indeno(1,2,3-cd)pyrene	U		0.0148	0.0500	1	04/09/2018 04:50	WG1095399
(S) Nitrobenzene-d5	153			31.0-160		04/09/2018 04:50	WG1095399
(S) 2-Fluorobiphenyl	106			48.0-148		04/09/2018 04:50	WG1095399
(S) p-Terphenyl-d14	86.8			37.0-146		04/09/2018 04:50	WG1095399

8 Al

9 Sc



Volatile Organic Compounds (GC/MS) by Method 8260C

Analyte	Result	Qualifier	MDL	RDL	Dilution	Analysis	Batch
	ug/l		ug/l	ug/l		date / time	
Benzene	U		0.0896	0.500	1	04/07/2018 05:09	WG1094985
Naphthalene	0.250	J	0.174	2.50	1	04/07/2018 05:09	WG1094985
(S) Toluene-d8	95.3			80.0-120		04/07/2018 05:09	WG1094985
(S) Dibromofluoromethane	112			76.0-123		04/07/2018 05:09	WG1094985
(S) 4-Bromofluorobenzene	90.0			80.0-120		04/07/2018 05:09	WG1094985

1 Cp

2 Tc

3 Ss

4 Cn

Semi-Volatile Organic Compounds (GC) by Method NWTPHDX-NO SGT

Analyte	Result	Qualifier	MDL	RDL	Dilution	Analysis	Batch
	ug/l		ug/l	ug/l		date / time	
Diesel Range Organics (DRO)	316		66.0	200	1	04/14/2018 01:50	WG1094913
Residual Range Organics (RRO)	362		82.5	250	1	04/14/2018 01:50	WG1094913
(S) o-Terphenyl	116			52.0-156		04/14/2018 01:50	WG1094913

5 Sr

6 Qc

7 Gl

Semi Volatile Organic Compounds (GC/MS) by Method 8270D-SIM

Analyte	Result	Qualifier	MDL	RDL	Dilution	Analysis	Batch
	ug/l		ug/l	ug/l		date / time	
Benzo(a)anthracene	U		0.00410	0.0500	1	04/09/2018 05:13	WG1095399
Benzo(a)pyrene	U		0.0116	0.0500	1	04/09/2018 05:13	WG1095399
Benzo(b)fluoranthene	U		0.00212	0.0500	1	04/09/2018 05:13	WG1095399
Benzo(k)fluoranthene	U		0.0136	0.0500	1	04/09/2018 05:13	WG1095399
Chrysene	U		0.0108	0.0500	1	04/09/2018 05:13	WG1095399
Dibenz(a,h)anthracene	U		0.00396	0.0500	1	04/09/2018 05:13	WG1095399
Indeno(1,2,3-cd)pyrene	U		0.0148	0.0500	1	04/09/2018 05:13	WG1095399
(S) Nitrobenzene-d5	157			31.0-160		04/09/2018 05:13	WG1095399
(S) 2-Fluorobiphenyl	105			48.0-148		04/09/2018 05:13	WG1095399
(S) p-Terphenyl-d14	94.3			37.0-146		04/09/2018 05:13	WG1095399

8 Al

9 Sc



Method Blank (MB)

(MB) R3300618-3 04/06/18 22:39

Analyte	MB Result	MB Qualifier	MB MDL	MB RDL
	ug/l		ug/l	ug/l
Benzene	U		0.0896	0.500
Naphthalene	U		0.174	2.50
(S) Toluene-d8	95.6			80.0-120
(S) Dibromofluoromethane	109			76.0-123
(S) 4-Bromofluorobenzene	93.2			80.0-120

Laboratory Control Sample (LCS)

(LCS) R3300618-1 04/06/18 21:35

Analyte	Spike Amount	LCS Result	LCS Rec.	Rec. Limits	LCS Qualifier
	ug/l	ug/l	%	%	
Benzene	25.0	27.7	111	69.0-123	
Naphthalene	25.0	26.9	108	62.0-128	
(S) Toluene-d8			95.7	80.0-120	
(S) Dibromofluoromethane			110	76.0-123	
(S) 4-Bromofluorobenzene			85.9	80.0-120	

1 Cp

2 Tc

3 Ss

4 Cn

5 Sr

6 Qc

7 Gl

8 Al

9 Sc



Method Blank (MB)

(MB) R3300869-1 04/07/18 17:59

Analyte	MB Result	MB Qualifier	MB MDL	MB RDL
	ug/l		ug/l	ug/l
Diesel Range Organics (DRO)	U		66.7	200
Residual Range Organics (RRO)	U		83.3	250
<i>(S) o-Terphenyl</i>	109			52.0-156

Laboratory Control Sample (LCS) • Laboratory Control Sample Duplicate (LCSD)

(LCS) R3300869-2 04/07/18 18:16 • (LCSD) R3300869-3 04/07/18 18:32

Analyte	Spike Amount	LCS Result	LCSD Result	LCS Rec.	LCSD Rec.	Rec. Limits	LCS Qualifier	LCSD Qualifier	RPD	RPD Limits
	ug/l	ug/l	ug/l	%	%	%			%	%
Diesel Range Organics (DRO)	750	770	759	103	101	50.0-150			1.38	20
Residual Range Organics (RRO)	750	894	798	119	106	50.0-150			11.3	20
<i>(S) o-Terphenyl</i>				119	99.0	52.0-156				

1 Cp

2 Tc

3 Ss

4 Cn

5 Sr

6 Qc

7 Gl

8 Al

9 Sc



Method Blank (MB)

(MB) R3300582-3 04/09/18 03:39

Analyte	MB Result ug/l	MB Qualifier	MB MDL ug/l	MB RDL ug/l
Benzo(a)anthracene	U		0.00410	0.0500
Benzo(a)pyrene	U		0.0116	0.0500
Benzo(b)fluoranthene	U		0.00212	0.0500
Benzo(k)fluoranthene	U		0.0136	0.0500
Chrysene	U		0.0108	0.0500
Dibenz(a,h)anthracene	U		0.00396	0.0500
Indeno(1,2,3-cd)pyrene	U		0.0148	0.0500
(S) Nitrobenzene-d5	160			31.0-160
(S) 2-Fluorobiphenyl	111			48.0-148
(S) p-Terphenyl-d14	98.7			37.0-146

1 Cp

2 Tc

3 Ss

4 Cn

5 Sr

6 Qc

7 Gl

8 Al

9 Sc

Laboratory Control Sample (LCS) • Laboratory Control Sample Duplicate (LCSD)

(LCS) R3300582-1 04/09/18 02:52 • (LCSD) R3300582-2 04/09/18 03:15

Analyte	Spike Amount ug/l	LCS Result ug/l	LCSD Result ug/l	LCS Rec. %	LCSD Rec. %	Rec. Limits %	LCS Qualifier	LCSD Qualifier	RPD %	RPD Limits %
Benzo(a)anthracene	2.00	1.92	1.96	96.2	98.2	59.0-134			2.03	20
Benzo(a)pyrene	2.00	2.13	2.14	107	107	61.0-145			0.463	20
Benzo(b)fluoranthene	2.00	2.03	2.12	101	106	57.0-136			4.26	20
Benzo(k)fluoranthene	2.00	2.12	1.98	106	99.0	57.0-141			6.83	20
Chrysene	2.00	2.21	2.26	110	113	63.0-140			2.17	20
Dibenz(a,h)anthracene	2.00	2.33	2.25	116	113	49.0-141			3.22	20
Indeno(1,2,3-cd)pyrene	2.00	2.34	2.31	117	115	53.0-141			1.26	20
(S) Nitrobenzene-d5				157	158	31.0-160				
(S) 2-Fluorobiphenyl				111	108	48.0-148				
(S) p-Terphenyl-d14				94.8	93.4	37.0-146				



Guide to Reading and Understanding Your Laboratory Report

The information below is designed to better explain the various terms used in your report of analytical results from the Laboratory. This is not intended as a comprehensive explanation, and if you have additional questions please contact your project representative.

Abbreviations and Definitions

MDL	Method Detection Limit.
RDL	Reported Detection Limit.
Rec.	Recovery.
RPD	Relative Percent Difference.
SDG	Sample Delivery Group.
(S)	Surrogate (Surrogate Standard) - Analytes added to every blank, sample, Laboratory Control Sample/Duplicate and Matrix Spike/Duplicate; used to evaluate analytical efficiency by measuring recovery. Surrogates are not expected to be detected in all environmental media.
U	Not detected at the Reporting Limit (or MDL where applicable).
Analyte	The name of the particular compound or analysis performed. Some Analyses and Methods will have multiple analytes reported.
Dilution	If the sample matrix contains an interfering material, or if concentrations of analytes in the sample are higher than the highest limit of concentration that the laboratory can accurately report, the sample may be diluted for analysis. If a value different than 1 is used in this field, the result reported has already been corrected for this factor.
Limits	These are the target % recovery ranges or % difference value that the laboratory has historically determined as normal for the method and analyte being reported. Successful QC Sample analysis will target all analytes recovered or duplicated within these ranges.
Qualifier	This column provides a letter and/or number designation that corresponds to additional information concerning the result reported. If a Qualifier is present, a definition per Qualifier is provided within the Glossary and Definitions page and potentially a discussion of possible implications of the Qualifier in the Case Narrative if applicable.
Result	The actual analytical final result (corrected for any sample specific characteristics) reported for your sample. If there was no measurable result returned for a specific analyte, the result in this column may state "ND" (Not Detected) or "BDL" (Below Detectable Levels). The information in the results column should always be accompanied by either an MDL (Method Detection Limit) or RDL (Reporting Detection Limit) that defines the lowest value that the laboratory could detect or report for this analyte.
Case Narrative (Cn)	A brief discussion about the included sample results, including a discussion of any non-conformances to protocol observed either at sample receipt by the laboratory from the field or during the analytical process. If present, there will be a section in the Case Narrative to discuss the meaning of any data qualifiers used in the report.
Quality Control Summary (Qc)	This section of the report includes the results of the laboratory quality control analyses required by procedure or analytical methods to assist in evaluating the validity of the results reported for your samples. These analyses are not being performed on your samples typically, but on laboratory generated material.
Sample Chain of Custody (Sc)	This is the document created in the field when your samples were initially collected. This is used to verify the time and date of collection, the person collecting the samples, and the analyses that the laboratory is requested to perform. This chain of custody also documents all persons (excluding commercial shippers) that have had control or possession of the samples from the time of collection until delivery to the laboratory for analysis.
Sample Results (Sr)	This section of your report will provide the results of all testing performed on your samples. These results are provided by sample ID and are separated by the analyses performed on each sample. The header line of each analysis section for each sample will provide the name and method number for the analysis reported.
Sample Summary (Ss)	This section of the Analytical Report defines the specific analyses performed for each sample ID, including the dates and times of preparation and/or analysis.

Qualifier Description

J	The identification of the analyte is acceptable; the reported value is an estimate.
---	---

1 Cp

2 Tc

3 Ss

4 Cn

5 Sr

6 Qc

7 Gl

8 Al

9 Sc



ESC Lab Sciences is the only environmental laboratory accredited/certified to support your work nationwide from one location. One phone call, one point of contact, one laboratory. No other lab is as accessible or prepared to handle your needs throughout the country. Our capacity and capability from our single location laboratory is comparable to the collective totals of the network laboratories in our industry. The most significant benefit to our one location design is the design of our laboratory campus. The model is conducive to accelerated productivity, decreasing turn-around time, and preventing cross contamination, thus protecting sample integrity. Our focus on premium quality and prompt service allows us to be YOUR LAB OF CHOICE.

* Not all certifications held by the laboratory are applicable to the results reported in the attached report.
 * Accreditation is only applicable to the test methods specified on each scope of accreditation held by ESC Lab Sciences.

State Accreditations

Alabama	40660	Nebraska	NE-OS-15-05
Alaska	17-026	Nevada	TN-03-2002-34
Arizona	AZ0612	New Hampshire	2975
Arkansas	88-0469	New Jersey-NELAP	TN002
California	2932	New Mexico ¹	n/a
Colorado	TN00003	New York	11742
Connecticut	PH-0197	North Carolina	Env375
Florida	E87487	North Carolina ¹	DW21704
Georgia	NELAP	North Carolina ³	41
Georgia ¹	923	North Dakota	R-140
Idaho	TN00003	Ohio-VAP	CL0069
Illinois	200008	Oklahoma	9915
Indiana	C-TN-01	Oregon	TN200002
Iowa	364	Pennsylvania	68-02979
Kansas	E-10277	Rhode Island	LA000356
Kentucky ^{1,6}	90010	South Carolina	84004
Kentucky ²	16	South Dakota	n/a
Louisiana	AI30792	Tennessee ^{1,4}	2006
Louisiana ¹	LA180010	Texas	T 104704245-17-14
Maine	TN0002	Texas ⁵	LAB0152
Maryland	324	Utah	TN00003
Massachusetts	M-TN003	Vermont	VT2006
Michigan	9958	Virginia	460132
Minnesota	047-999-395	Washington	C847
Mississippi	TN00003	West Virginia	233
Missouri	340	Wisconsin	9980939910
Montana	CERT0086	Wyoming	A2LA

1
Cp

2
Tc

3
Ss

4
Cn

5
Sr

6
Qc

7
Gl

8
Al

9
Sc

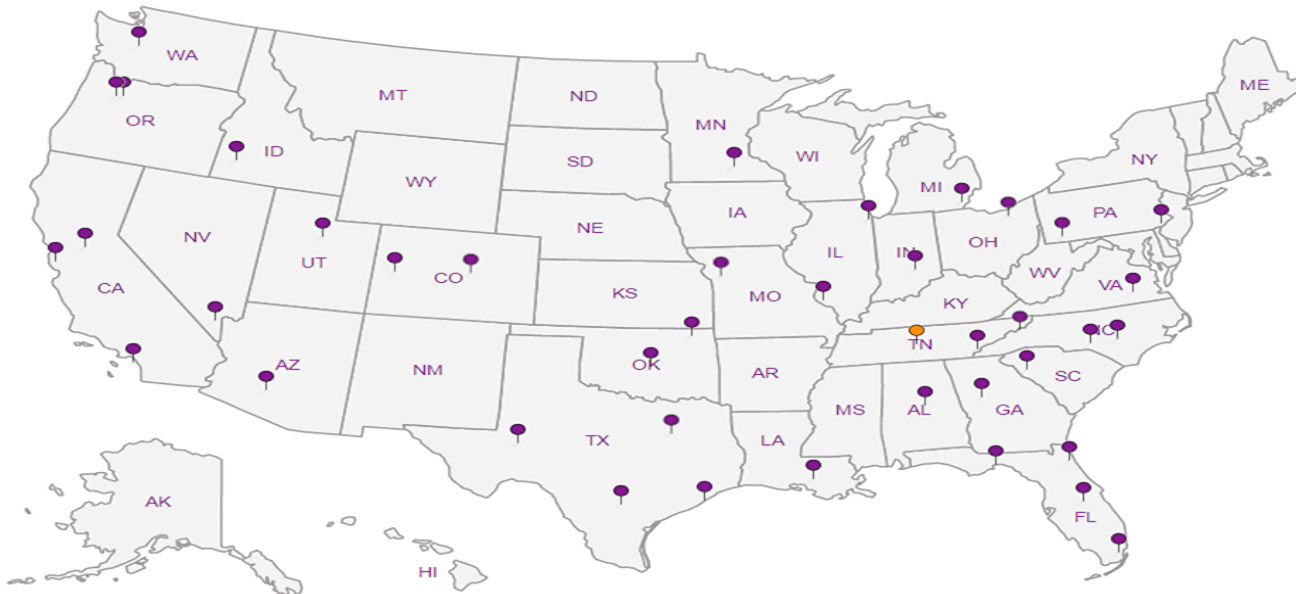
Third Party Federal Accreditations

A2LA – ISO 17025	1461.01	AIHA-LAP,LLC EMLAP	100789
A2LA – ISO 17025 ⁵	1461.02	DOD	1461.01
Canada	1461.01	USDA	P330-15-00234
EPA-Crypto	TN00003		

¹ Drinking Water ² Underground Storage Tanks ³ Aquatic Toxicity ⁴ Chemical/Microbiological ⁵ Mold ⁶ Wastewater n/a Accreditation not applicable

Our Locations

ESC Lab Sciences has sixty-four client support centers that provide sample pickup and/or the delivery of sampling supplies. If you would like assistance from one of our support offices, please contact our main office. ESC Lab Sciences performs all testing at our central laboratory.



SLR International Corp. - West Linn, OR

Sample Delivery Group: L983744
Samples Received: 04/06/2018
Project Number: 108.00228.00048
Description: Nord Door Project - Everett, WA
Site: EVERETT, WA
Report To: Chris Kramer
1800 Blankenship Road, Suite 440
West Linn, OR 97068

Entire Report Reviewed By:



Brian Ford
Technical Service Representative

Results relate only to the items tested or calibrated and are reported as rounded values. This test report shall not be reproduced, except in full, without written approval of the laboratory. Where applicable, sampling conducted by ESC is performed per guidance provided in laboratory standard operating procedures: 060302, 060303, and 060304.



Cp: Cover Page	1	¹Cp
Tc: Table of Contents	2	²Tc
Ss: Sample Summary	3	³Ss
Cn: Case Narrative	4	⁴Cn
Sr: Sample Results	5	⁵Sr
NTD-SED-0418 L983744-01	5	⁶Qc
Qc: Quality Control Summary	6	⁷Gl
Total Solids by Method 2540 G-2011	6	⁸Al
Volatile Organic Compounds (GC/MS) by Method 8260C	7	⁹Sc
Semi-Volatile Organic Compounds (GC) by Method NWTPHDX-NO SGT	8	
Semi Volatile Organic Compounds (GC/MS) by Method 8270D-SIM	9	
Gl: Glossary of Terms	11	
Al: Accreditations & Locations	12	
Sc: Sample Chain of Custody	13	

SAMPLE SUMMARY



NTD-SED-0418 L983744-01 Solid

Collected by Steven L.	Collected date/time 04/04/18 13:30	Received date/time 04/06/18 08:45
---------------------------	---------------------------------------	--------------------------------------

Method	Batch	Dilution	Preparation date/time	Analysis date/time	Analyst
Total Solids by Method 2540 G-2011	WG1095714	1	04/10/18 14:43	04/10/18 14:59	JD
Volatile Organic Compounds (GC/MS) by Method 8260C	WG1095600	1	04/06/18 18:33	04/09/18 13:13	LRL
Semi-Volatile Organic Compounds (GC) by Method NWTPHDX-NO SGT	WG1094982	50	04/08/18 16:38	04/09/18 15:01	ACM
Semi Volatile Organic Compounds (GC/MS) by Method 8270D-SIM	WG1095403	1	04/10/18 08:03	04/11/18 00:47	DMG

¹ Cp

² Tc

³ Ss

⁴ Cn

⁵ Sr

⁶ Qc

⁷ Gl

⁸ Al

⁹ Sc



All sample aliquots were received at the correct temperature, in the proper containers, with the appropriate preservatives, and within method specified holding times, unless qualified or notated within the report. Where applicable, all MDL (LOD) and RDL (LOQ) values reported for environmental samples have been corrected for the dilution factor used in the analysis. All radiochemical sample results for solids are reported on a dry weight basis with the exception of tritium, carbon-14 and radon, unless wet weight was requested by the client. All Method and Batch Quality Control are within established criteria except where addressed in this case narrative, a non-conformance form or properly qualified within the sample results. By my digital signature below, I affirm to the best of my knowledge, all problems/anomalies observed by the laboratory as having the potential to affect the quality of the data have been identified by the laboratory, and no information or data have been knowingly withheld that would affect the quality of the data.

Brian Ford
Technical Service Representative

¹ Cp

² Tc

³ Ss

⁴ Cn

⁵ Sr

⁶ Qc

⁷ Gl

⁸ Al

⁹ Sc



Total Solids by Method 2540 G-2011

Analyte	Result	Qualifier	Dilution	Analysis	Batch
	%			date / time	
Total Solids	55.1		1	04/10/2018 14:59	WG1095714

- 1 Cp
- 2 Tc
- 3 Ss
- 4 Cn
- 5 Sr
- 6 Qc
- 7 Gl
- 8 Al
- 9 Sc

Volatile Organic Compounds (GC/MS) by Method 8260C

Analyte	Result (dry)	Qualifier	MDL (dry)	RDL (dry)	Dilution	Analysis	Batch
	mg/kg		mg/kg	mg/kg		date / time	
Benzene	0.000762	J	0.000490	0.00181	1	04/09/2018 13:13	WG1095600
Naphthalene	0.0237		0.0129	0.0227	1	04/09/2018 13:13	WG1095600
(S) Toluene-d8	102			80.0-120		04/09/2018 13:13	WG1095600
(S) Dibromofluoromethane	81.5			74.0-131		04/09/2018 13:13	WG1095600
(S) a,a,a-Trifluorotoluene	97.8			80.0-120		04/09/2018 13:13	WG1095600
(S) 4-Bromofluorobenzene	97.8			64.0-132		04/09/2018 13:13	WG1095600

Semi-Volatile Organic Compounds (GC) by Method NWTPHDX-NO SGT

Analyte	Result (dry)	Qualifier	MDL (dry)	RDL (dry)	Dilution	Analysis	Batch
	mg/kg		mg/kg	mg/kg		date / time	
Diesel Range Organics (DRO)	U		120	363	50	04/09/2018 15:01	WG1094982
Residual Range Organics (RRO)	931		299	907	50	04/09/2018 15:01	WG1094982
(S) o-Terphenyl	80.0	J7		18.0-148		04/09/2018 15:01	WG1094982

Sample Narrative:

L983744-01 WG1094982: Dilution due to matrix

Semi Volatile Organic Compounds (GC/MS) by Method 8270D-SIM

Analyte	Result (dry)	Qualifier	MDL (dry)	RDL (dry)	Dilution	Analysis	Batch
	mg/kg		mg/kg	mg/kg		date / time	
Benzo(a)anthracene	0.0567		0.00109	0.0109	1	04/11/2018 00:47	WG1095403
Benzo(a)pyrene	0.0516		0.00109	0.0109	1	04/11/2018 00:47	WG1095403
Benzo(b)fluoranthene	0.0677		0.00109	0.0109	1	04/11/2018 00:47	WG1095403
Benzo(k)fluoranthene	0.0200		0.00109	0.0109	1	04/11/2018 00:47	WG1095403
Chrysene	0.108		0.00109	0.0109	1	04/11/2018 00:47	WG1095403
Dibenz(a,h)anthracene	0.0133		0.00109	0.0109	1	04/11/2018 00:47	WG1095403
Indeno(1,2,3-cd)pyrene	0.0285		0.00109	0.0109	1	04/11/2018 00:47	WG1095403
(S) Nitrobenzene-d5	90.3			14.0-149		04/11/2018 00:47	WG1095403
(S) 2-Fluorobiphenyl	84.5			34.0-125		04/11/2018 00:47	WG1095403
(S) p-Terphenyl-d14	74.0			23.0-120		04/11/2018 00:47	WG1095403



Method Blank (MB)

(MB) R3300800-1 04/10/18 14:59

Analyte	MB Result %	<u>MB Qualifier</u>	MB MDL %	MB RDL %
Total Solids	0.000			

¹ Cp

² Tc

³ Ss

L983740-12 Original Sample (OS) • Duplicate (DUP)

(OS) L983740-12 04/10/18 14:59 • (DUP) R3300800-3 04/10/18 14:59

Analyte	Original Result %	DUP Result %	Dilution	DUP RPD %	<u>DUP Qualifier</u>	DUP RPD Limits
Total Solids	89.0	88.6	1	0.454		5

⁴ Cn

⁵ Sr

Laboratory Control Sample (LCS)

(LCS) R3300800-2 04/10/18 14:59

Analyte	Spike Amount %	LCS Result %	LCS Rec. %	Rec. Limits %	<u>LCS Qualifier</u>
Total Solids	50.0	50.0	100	85.0-115	

⁶ Qc

⁷ Gl

⁸ Al

⁹ Sc



Method Blank (MB)

(MB) R3300418-3 04/09/18 11:22

Analyte	MB Result mg/kg	MB Qualifier	MB MDL mg/kg	MB RDL mg/kg
Benzene	U		0.000270	0.00100
Naphthalene	U		0.00710	0.0125
(S) Toluene-d8	104			80.0-120
(S) Dibromofluoromethane	81.4			74.0-131
(S) a,a,a-Trifluorotoluene	97.6			80.0-120
(S) 4-Bromofluorobenzene	95.8			64.0-132

¹ Cp

² Tc

³ Ss

⁴ Cn

⁵ Sr

Laboratory Control Sample (LCS) • Laboratory Control Sample Duplicate (LCSD)

(LCS) R3300418-1 04/09/18 10:02 • (LCSD) R3300418-2 04/09/18 10:22

Analyte	Spike Amount mg/kg	LCS Result mg/kg	LCSD Result mg/kg	LCS Rec. %	LCSD Rec. %	Rec. Limits %	LCS Qualifier	LCSD Qualifier	RPD %	RPD Limits %
Benzene	0.625	0.563	0.565	90.0	90.4	72.6-120			0.440	20
Naphthalene	0.625	0.635	0.617	102	98.7	69.9-132			2.96	20
(S) Toluene-d8				93.0	94.4	80.0-120				
(S) Dibromofluoromethane				93.3	92.7	74.0-131				
(S) a,a,a-Trifluorotoluene				94.4	94.5	80.0-120				
(S) 4-Bromofluorobenzene				93.4	94.5	64.0-132				

⁶ Qc

⁷ Gl

⁸ Al

⁹ Sc

L984114-05 Original Sample (OS) • Matrix Spike (MS) • Matrix Spike Duplicate (MSD)

(OS) L984114-05 04/09/18 18:33 • (MS) R3300418-4 04/09/18 20:14 • (MSD) R3300418-5 04/09/18 20:34

Analyte	Spike Amount mg/kg	Original Result mg/kg	MS Result mg/kg	MSD Result mg/kg	MS Rec. %	MSD Rec. %	Dilution	Rec. Limits %	MS Qualifier	MSD Qualifier	RPD %	RPD Limits %
Benzene	0.625	U	0.185	0.327	29.5	52.4	1	47.8-131	J6	J3	55.8	22.8
Naphthalene	0.625	0.0108	0.224	0.268	34.1	41.1	1	18.4-145			17.8	34
(S) Toluene-d8					97.8	105		80.0-120				
(S) Dibromofluoromethane					86.2	75.3		74.0-131				
(S) a,a,a-Trifluorotoluene					98.5	99.6		80.0-120				
(S) 4-Bromofluorobenzene					98.0	99.9		64.0-132				



Method Blank (MB)

(MB) R3300244-1 04/09/18 09:39

Analyte	MB Result mg/kg	MB Qualifier	MB MDL mg/kg	MB RDL mg/kg
Diesel Range Organics (DRO)	U		1.33	4.00
Residual Range Organics (RRO)	U		3.33	10.0
(S) o-Terphenyl	115			18.0-148

Laboratory Control Sample (LCS) • Laboratory Control Sample Duplicate (LCSD)

(LCS) R3300244-2 04/09/18 09:54 • (LCSD) R3300244-3 04/09/18 10:28

Analyte	Spike Amount mg/kg	LCS Result mg/kg	LCSD Result mg/kg	LCS Rec. %	LCSD Rec. %	Rec. Limits %	LCS Qualifier	LCSD Qualifier	RPD %	RPD Limits %
Diesel Range Organics (DRO)	25.0	19.0	18.8	75.9	75.2	50.0-150			0.991	20
Residual Range Organics (RRO)	25.0	15.9	16.5	63.6	66.1	50.0-150			3.95	20
(S) o-Terphenyl				87.6	85.1	18.0-148				

L983631-01 Original Sample (OS) • Matrix Spike (MS) • Matrix Spike Duplicate (MSD)

(OS) L983631-01 04/09/18 13:12 • (MS) R3300244-4 04/09/18 13:25 • (MSD) R3300244-5 04/09/18 13:39

Analyte	Spike Amount (dry) mg/kg	Original Result (dry) mg/kg	MS Result (dry) mg/kg	MSD Result (dry) mg/kg	MS Rec. %	MSD Rec. %	Dilution	Rec. Limits %	MS Qualifier	MSD Qualifier	RPD %	RPD Limits %
Diesel Range Organics (DRO)	31.2	20.8	56.6	26.5	115	18.5	1	50.0-150		J3 J6	72.3	20
Residual Range Organics (RRO)	31.2	64.5	127	49.8	201	0.000	1	50.0-150	J5	J3 J6	87.4	20
(S) o-Terphenyl					59.4	58.0		18.0-148				

1 Cp

2 Tc

3 Ss

4 Cn

5 Sr

6 Qc

7 Gl

8 Al

9 Sc



Method Blank (MB)

(MB) R3300857-3 04/10/18 17:06

Analyte	MB Result mg/kg	MB Qualifier	MB MDL mg/kg	MB RDL mg/kg
Benzo(a)anthracene	U		0.00600	0.00600
Benzo(a)pyrene	U		0.00600	0.00600
Benzo(b)fluoranthene	U		0.00600	0.00600
Benzo(k)fluoranthene	U		0.00600	0.00600
Chrysene	U		0.00600	0.00600
Dibenz(a,h)anthracene	U		0.00600	0.00600
Indeno(1,2,3-cd)pyrene	U		0.00600	0.00600
(S) Nitrobenzene-d5	86.9			14.0-149
(S) 2-Fluorobiphenyl	108			34.0-125
(S) p-Terphenyl-d14	101			23.0-120

1 Cp

2 Tc

3 Ss

4 Cn

5 Sr

6 Qc

7 Gl

8 Al

9 Sc

Laboratory Control Sample (LCS) • Laboratory Control Sample Duplicate (LCSD)

(LCS) R3300857-1 04/10/18 16:22 • (LCSD) R3300857-2 04/10/18 16:44

Analyte	Spike Amount mg/kg	LCS Result mg/kg	LCSD Result mg/kg	LCS Rec. %	LCSD Rec. %	Rec. Limits %	LCS Qualifier	LCSD Qualifier	RPD %	RPD Limits %
Benzo(a)anthracene	0.0800	0.0651	0.0674	81.4	84.3	46.0-121			3.44	20
Benzo(a)pyrene	0.0800	0.0614	0.0635	76.8	79.4	42.0-121			3.36	20
Benzo(b)fluoranthene	0.0800	0.0687	0.0704	85.8	88.0	42.0-123			2.55	20
Benzo(k)fluoranthene	0.0800	0.0677	0.0689	84.6	86.2	45.0-128			1.78	20
Chrysene	0.0800	0.0663	0.0670	82.9	83.7	48.0-127			1.02	20
Dibenz(a,h)anthracene	0.0800	0.0695	0.0710	86.9	88.8	43.0-132			2.15	20
Indeno(1,2,3-cd)pyrene	0.0800	0.0694	0.0707	86.8	88.4	44.0-131			1.88	20
(S) Nitrobenzene-d5				84.1	82.9	14.0-149				
(S) 2-Fluorobiphenyl				89.2	90.9	34.0-125				
(S) p-Terphenyl-d14				79.8	80.1	23.0-120				

L983983-01 Original Sample (OS) • Matrix Spike (MS) • Matrix Spike Duplicate (MSD)

(OS) L983983-01 04/10/18 23:41 • (MS) R3300857-4 04/11/18 00:03 • (MSD) R3300857-5 04/11/18 00:25

Analyte	Spike Amount (dry) mg/kg	Original Result (dry) mg/kg	MS Result (dry) mg/kg	MSD Result (dry) mg/kg	MS Rec. %	MSD Rec. %	Dilution	Rec. Limits %	MS Qualifier	MSD Qualifier	RPD %	RPD Limits %
Benzo(a)anthracene	0.0835	0.00354	0.0760	0.0735	86.9	83.8	1	13.0-132			3.46	27
Benzo(a)pyrene	0.0835	0.00468	0.0772	0.0755	86.9	84.9	1	14.0-138			2.21	27
Benzo(b)fluoranthene	0.0835	0.00611	0.0816	0.0766	90.5	84.4	1	10.0-129			6.40	31
Benzo(k)fluoranthene	0.0835	0.00218	0.0712	0.0712	82.7	82.7	1	15.0-131			0.0440	27
Chrysene	0.0835	0.00436	0.0756	0.0728	85.3	82.0	1	15.0-137			3.70	25
Dibenz(a,h)anthracene	0.0835	0.00113	0.0754	0.0751	89.0	88.6	1	15.0-132			0.476	27



L983983-01 Original Sample (OS) • Matrix Spike (MS) • Matrix Spike Duplicate (MSD)

(OS) L983983-01 04/10/18 23:41 • (MS) R3300857-4 04/11/18 00:03 • (MSD) R3300857-5 04/11/18 00:25

Analyte	Spike Amount (dry) mg/kg	Original Result (dry) mg/kg	MS Result (dry) mg/kg	MSD Result (dry) mg/kg	MS Rec. %	MSD Rec. %	Dilution	Rec. Limits %	MS Qualifier	MSD Qualifier	RPD %	RPD Limits %
Indeno(1,2,3-cd)pyrene	0.0835	0.00372	0.0774	0.0753	88.3	85.8	1	11.0-133			2.71	29
<i>(S) Nitrobenzene-d5</i>					91.8	91.0		14.0-149				
<i>(S) 2-Fluorobiphenyl</i>					93.2	93.2		34.0-125				
<i>(S) p-Terphenyl-d14</i>					82.0	84.1		23.0-120				

- 1 Cp
- 2 Tc
- 3 Ss
- 4 Cn
- 5 Sr
- 6 Qc
- 7 Gl
- 8 Al
- 9 Sc



Guide to Reading and Understanding Your Laboratory Report

The information below is designed to better explain the various terms used in your report of analytical results from the Laboratory. This is not intended as a comprehensive explanation, and if you have additional questions please contact your project representative.

Abbreviations and Definitions

(dry)	Results are reported based on the dry weight of the sample. [this will only be present on a dry report basis for soils].
MDL	Method Detection Limit.
MDL (dry)	Method Detection Limit.
RDL	Reported Detection Limit.
RDL (dry)	Reported Detection Limit.
Rec.	Recovery.
RPD	Relative Percent Difference.
SDG	Sample Delivery Group.
(S)	Surrogate (Surrogate Standard) - Analytes added to every blank, sample, Laboratory Control Sample/Duplicate and Matrix Spike/Duplicate; used to evaluate analytical efficiency by measuring recovery. Surrogates are not expected to be detected in all environmental media.
U	Not detected at the Reporting Limit (or MDL where applicable).
Analyte	The name of the particular compound or analysis performed. Some Analyses and Methods will have multiple analytes reported.
Dilution	If the sample matrix contains an interfering material, or if concentrations of analytes in the sample are higher than the highest limit of concentration that the laboratory can accurately report, the sample may be diluted for analysis. If a value different than 1 is used in this field, the result reported has already been corrected for this factor.
Limits	These are the target % recovery ranges or % difference value that the laboratory has historically determined as normal for the method and analyte being reported. Successful QC Sample analysis will target all analytes recovered or duplicated within these ranges.
Original Sample	The non-spiked sample in the prep batch used to determine the Relative Percent Difference (RPD) from a quality control sample. The Original Sample may not be included within the reported SDG.
Qualifier	This column provides a letter and/or number designation that corresponds to additional information concerning the result reported. If a Qualifier is present, a definition per Qualifier is provided within the Glossary and Definitions page and potentially a discussion of possible implications of the Qualifier in the Case Narrative if applicable.
Result	The actual analytical final result (corrected for any sample specific characteristics) reported for your sample. If there was no measurable result returned for a specific analyte, the result in this column may state "ND" (Not Detected) or "BDL" (Below Detectable Levels). The information in the results column should always be accompanied by either an MDL (Method Detection Limit) or RDL (Reporting Detection Limit) that defines the lowest value that the laboratory could detect or report for this analyte.
Case Narrative (Cn)	A brief discussion about the included sample results, including a discussion of any non-conformances to protocol observed either at sample receipt by the laboratory from the field or during the analytical process. If present, there will be a section in the Case Narrative to discuss the meaning of any data qualifiers used in the report.
Quality Control Summary (Qc)	This section of the report includes the results of the laboratory quality control analyses required by procedure or analytical methods to assist in evaluating the validity of the results reported for your samples. These analyses are not being performed on your samples typically, but on laboratory generated material.
Sample Chain of Custody (Sc)	This is the document created in the field when your samples were initially collected. This is used to verify the time and date of collection, the person collecting the samples, and the analyses that the laboratory is requested to perform. This chain of custody also documents all persons (excluding commercial shippers) that have had control or possession of the samples from the time of collection until delivery to the laboratory for analysis.
Sample Results (Sr)	This section of your report will provide the results of all testing performed on your samples. These results are provided by sample ID and are separated by the analyses performed on each sample. The header line of each analysis section for each sample will provide the name and method number for the analysis reported.
Sample Summary (Ss)	This section of the Analytical Report defines the specific analyses performed for each sample ID, including the dates and times of preparation and/or analysis.

- 1 Cp
- 2 Tc
- 3 Ss
- 4 Cn
- 5 Sr
- 6 Qc
- 7 Gl
- 8 Al
- 9 Sc

Qualifier	Description
J	The identification of the analyte is acceptable; the reported value is an estimate.
J3	The associated batch QC was outside the established quality control range for precision.
J5	The sample matrix interfered with the ability to make any accurate determination; spike value is high.
J6	The sample matrix interfered with the ability to make any accurate determination; spike value is low.
J7	Surrogate recovery cannot be used for control limit evaluation due to dilution.



ESC Lab Sciences is the only environmental laboratory accredited/certified to support your work nationwide from one location. One phone call, one point of contact, one laboratory. No other lab is as accessible or prepared to handle your needs throughout the country. Our capacity and capability from our single location laboratory is comparable to the collective totals of the network laboratories in our industry. The most significant benefit to our one location design is the design of our laboratory campus. The model is conducive to accelerated productivity, decreasing turn-around time, and preventing cross contamination, thus protecting sample integrity. Our focus on premium quality and prompt service allows us to be YOUR LAB OF CHOICE.

* Not all certifications held by the laboratory are applicable to the results reported in the attached report.
 * Accreditation is only applicable to the test methods specified on each scope of accreditation held by ESC Lab Sciences.

State Accreditations

Alabama	40660	Nebraska	NE-OS-15-05
Alaska	17-026	Nevada	TN-03-2002-34
Arizona	AZ0612	New Hampshire	2975
Arkansas	88-0469	New Jersey-NELAP	TN002
California	2932	New Mexico ¹	n/a
Colorado	TN00003	New York	11742
Connecticut	PH-0197	North Carolina	Env375
Florida	E87487	North Carolina ¹	DW21704
Georgia	NELAP	North Carolina ³	41
Georgia ¹	923	North Dakota	R-140
Idaho	TN00003	Ohio-VAP	CL0069
Illinois	200008	Oklahoma	9915
Indiana	C-TN-01	Oregon	TN200002
Iowa	364	Pennsylvania	68-02979
Kansas	E-10277	Rhode Island	LA000356
Kentucky ^{1,6}	90010	South Carolina	84004
Kentucky ²	16	South Dakota	n/a
Louisiana	AI30792	Tennessee ^{1,4}	2006
Louisiana ¹	LA180010	Texas	T 104704245-17-14
Maine	TN0002	Texas ⁵	LAB0152
Maryland	324	Utah	TN00003
Massachusetts	M-TN003	Vermont	VT2006
Michigan	9958	Virginia	460132
Minnesota	047-999-395	Washington	C847
Mississippi	TN00003	West Virginia	233
Missouri	340	Wisconsin	9980939910
Montana	CERT0086	Wyoming	A2LA

1 Cp

2 Tc

3 Ss

4 Cn

5 Sr

6 Qc

7 Gl

8 Al

9 Sc

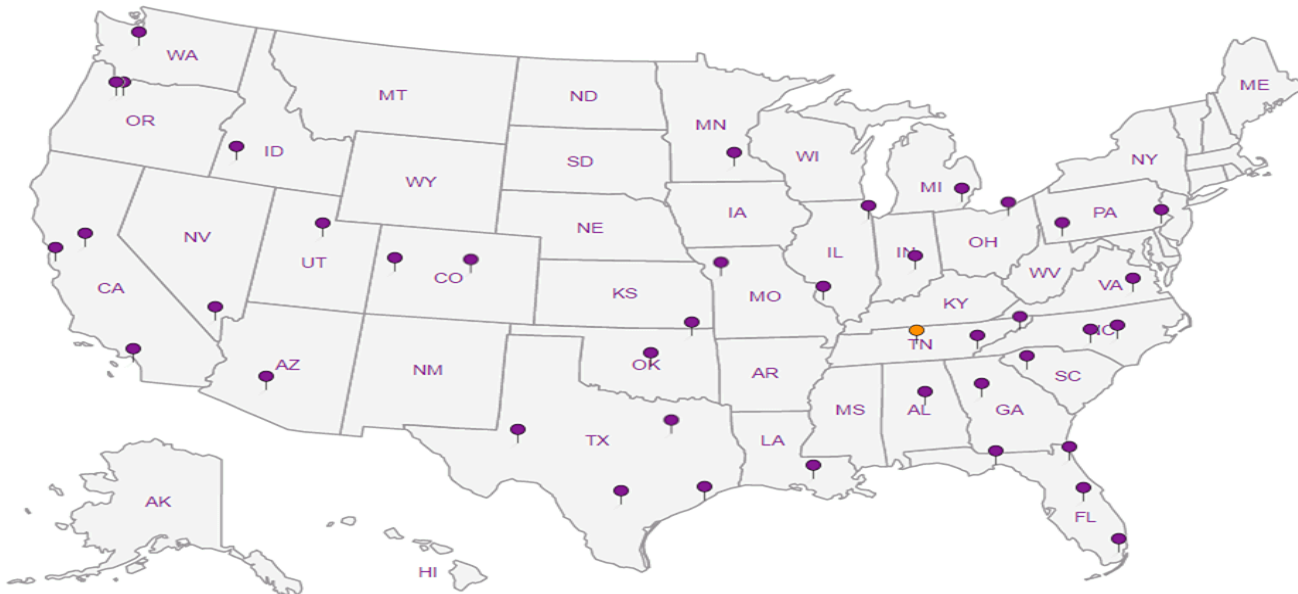
Third Party Federal Accreditations

A2LA – ISO 17025	1461.01	AIHA-LAP,LLC EMLAP	100789
A2LA – ISO 17025 ⁵	1461.02	DOD	1461.01
Canada	1461.01	USDA	P330-15-00234
EPA-Crypto	TN00003		

¹ Drinking Water ² Underground Storage Tanks ³ Aquatic Toxicity ⁴ Chemical/Microbiological ⁵ Mold ⁶ Wastewater n/a Accreditation not applicable

Our Locations

ESC Lab Sciences has sixty-four client support centers that provide sample pickup and/or the delivery of sampling supplies. If you would like assistance from one of our support offices, please contact our main office. ESC Lab Sciences performs all testing at our central laboratory.





FINAL LAB REPORT

Prepared by

SGS NORTH AMERICA

Prepared for

This report is approved by

This document is issued by the Company under its General Conditions of Service accessible at http://www.sgs.com/en/terms_and_conditions.htm. Attention is drawn to the limitation of liability, indemnification and jurisdiction issues defined therein.

SGS remains committed to serving you in the most effective manner. Should you have any questions or need additional information and technical support, please do not hesitate to contact us.

The management and staff of SGS welcomes customer feedback, both positive and negative, as we continually improve our services. Please visit our web site at www.sgs.com/ultratrace and click on the 'Email Us' link or go to our survey [here](#). Thank you for choosing SGS.

Any holder of this document is advised that it is a final submission and supersedes and voids all prior reports with the same report or identification number. The information contained hereon reflects the Company's findings at the time of its intervention only and within the limits of Client's instructions, if any. The Company's sole responsibility in conducting the work herein is to its Client and does not exonerate parties to a transaction from exercising all of their rights and obligations under such applicable transaction documents. This report may be reproduced in full only. The Company expressly disclaims any and all liability for the Client's use of or reliance upon the data contained herein. Any alteration, forgery or falsification of the content or appearance of this document which is not expressly authorized by the Company is unlawful and offenders may be prosecuted to the fullest extent of the law. Results reported relate only to the items tested.



PROJECT INFORMATION SUMMARY *(When applicable, see QC Annotations for details)*

Client Project
SGS Project #
Analytical Protocol(s)
No. Samples Submitted
Additional QC Sample(s)
No. Laboratory Method Blanks
No. OPRs / Batch CS3
Date Received
Condition Received
Temperature upon Receipt (°C)
Extraction within Holding Time
Analysis within Holding Time



QC ANNOTATIONS:

1. Please see Appendices attached for data qualifier/attribute and lab identifier descriptions which may be contained in the project.

APPENDIX A: GENERAL DATA QUALIFIERS / DATA ATTRIBUTES

B	The analyte was found in the method blank, at a concentration that was at least 10% of the concentration in the sample.
C	Two or more congeners co-elute. In EDDs, C denotes the lowest IUPAC congener in a co-elution group and additional co-eluters for the group are shown with the number of the lowest IUPAC co-eluter.
E	The reported concentration exceeds the calibration range (upper point of the calibration curve) and is an estimated value.
EMPC	Represents an Estimated Maximum Possible Concentration. EMPCs arise in cases where the signal/noise ratio is not sufficient for peak identification (the determined ion-abundance ratio is outside the allowed theoretical range), or where there is a co-eluting interference.
H/h	If the standard recovery is below the method or SOP specified value "H" is assigned. If the obtained value is less than half the specified value "h" is assigned.
J	Indicates that an analyte has a concentration below the reporting limit (lowest point of the calibration curve) and is an estimated value.
ND	Indicates a non-detect.
NR or R	Indicates a value that is not reportable.
PR	Due to interference, the associated congener is poorly resolved.
QI	Indicates the presence of a quantitative interference.
SI	Denotes "Single Ion Mode" and is utilized for PCBs where the secondary ion trace has a significantly elevated noise level due to background PFK. Responses for such peaks are calculated using an EMPC approach based solely on the primary ion area(s) and may be considered estimates.
U	The analyte was not detected. The estimated detection limit (EDL) may be reported for this analyte.
V	The labeled standard recovery was found to be outside of the method control limits.



APPENDIX B: DRBC/TMDL SPECIFIC DATA QUALIFIERS / DATA ATTRIBUTES

J	The reported result is an estimate. The value is less than the minimum calibration level but greater than the estimated detection limit (EDL).
U	The analyte was not detected in the sample at the estimated detection limit (EDL).
E	The reported concentration is an estimate. The value exceeds the upper calibration range (upper point of the calibration curve).
D	Dilution Data. Result was obtained from the analysis of a dilution.
B	Analyte found in the sample and associated method blank.
C	Co-eluting congener
Cxx	Co-elutes with the indicated congener, data is reported under the lowest IUPAC congener. 'Xx' denotes the IUPAC number with the lowest numerical designated congener.
NR	Analyte is not reportable because of problems in sample preparation or analysis.
V	Labeled standard recovery is not within method control limits.
X	Results from re-injection/repeat/second-column analysis.
EMPC	Estimated maximum possible concentration. Indicates that a peak is identified but did not meet the method specified ion-abundance ratio.

APPENDIX C: LAB IDENTIFIERS

AR	Indicates use of the archived portion of the sample extract.
CU	Indicates a sample that required additional clean-up prior to MS injection/processing.
D	Indicates a dilution of the sample extract. The number that follows the "D" indicates the dilution factor.
DE	Indicates a dilution performed with the addition of ES (extraction standard) solution.
DUP	Designation for a duplicate sample.
MS	Designation for a matrix spike.
MSD	Designation for a matrix spike duplicate.
RJ	Indicates a reinjection of the sample extract.
S	Indicates a sample split. The number that follows the "S" indicates the split factor.



SGS CERTIFICATIONS

Arkansas	88-0682
California (ELAP)	ELAP Cert #2914
CLIA	34D1013708
Connecticut	PH-0258
USDA Soil Permit	P330-17-00055
American Association for Laboratory Accreditation (A2LA)	2726.01 (ISO 17025:2005, 2009 TNI, DoD ELAP QSM 5.0)
Florida DOH	E87634
Louisiana DEQ	4115
Louisiana DOH	LA180027
Maine	2016028
Massachusetts	M-NC919
Minnesota (Primary NELAP For Method 23)	1179213
Mississippi	Reciprocity
Nebraska	NE-OS-33-17
New Hampshire	208317 & 208517
New Jersey	NC100
New York	11685
North Carolina DEQ	481
North Dakota	R-197
Oregon	NC200002
Pennsylvania	68-03675
South Carolina	99029002
Texas	T104704260
US Coast Guard	16714/159.317/SGS
Virginia	9502
Washington	C913
West Virginia	293

Rev. 13-Mar-2018

Sample ID: NTD-SW-East-0418

Method 8290A

Client Data		Sample Data		Laboratory Data			
Name:	SLR International Corp	Matrix:	Aqueous	Lab Project ID:	B2138	Date Received:	06-Apr-2018
Project ID:	Former E.A. Nord Door Site	Weight/Volume:	1.03 L	Lab Sample ID:	B2138_15770_DF_001	Date Extracted:	20-Apr-2018
Date Collected:	05-Apr-2018	pH:	6	QC Batch No:	15770	Date Analyzed:	04-May-2018
		Split:	-	Dilution:	-	Time Analyzed:	7:15:15
Analyte	Conc. (pg/L)	DL (pg/L)	EMPC (pg/L)	Qualifiers	Standard	ES Recoveries	Qualifiers
2378-TCDD	ND	2.2			ES 2378-TCDD	94.1	
12378-PeCDD	ND	1.35			ES 12378-PeCDD	90.3	
123478-HxCDD	ND	2.49			ES 123478-HxCDD	89.8	
123678-HxCDD	ND	2.59			ES 123678-HxCDD	89.3	
123789-HxCDD	ND	2.51			ES 123789-HxCDD	92.4	
1234678-HpCDD	EMPC		6.95	J	ES 1234678-HpCDD	86.3	
OCDD	81.4			B	ES OCDD	60	
2378-TCDF	ND	1.35			ES 2378-TCDF	93.3	
12378-PeCDF	ND	0.959			ES 12378-PeCDF	90	
23478-PeCDF	ND	0.953			ES 23478-PeCDF	90.4	
123478-HxCDF	ND	1.48			ES 123478-HxCDF	84.7	
123678-HxCDF	ND	1.44			ES 123678-HxCDF	83	
234678-HxCDF	ND	1.49			ES 234678-HxCDF	82.6	
123789-HxCDF	ND	1.71			ES 123789-HxCDF	88.8	
1234678-HpCDF	EMPC		2.36	J	ES 1234678-HpCDF	79.4	
1234789-HpCDF	ND	1.11			ES 1234789-HpCDF	82	
OCDF	ND	1.96			ES OCDF	67.2	
Totals					Standard	CS Recoveries	
Total TCDD	ND	2.2	ND		CS 37Cl-2378-TCDD	101	
Total PeCDD	ND	1.35	ND		CS 12347-PeCDD	98.1	
Total HxCDD	ND	2.52	ND		CS 12346-PeCDF	101	
Total HpCDD	6.34		13.3		CS 123469-HxCDF	96.6	
					CS 1234689-HpCDF	94.9	
Total TCDF	ND	1.35	ND				
Total PeCDF	ND	0.956	ND				
Total HxCDF	ND	1.52	ND				
Total HpCDF	ND		5.21				
Total PCDD/Fs	87.7		99.9				
ITEF TEQs							
TEQ: ND=0	0.0814		0.174				
TEQ: ND=DL/2	2.54	2.48	2.63				
TEQ: ND=DL	5	4.96	5.1				



5500 Business Drive
Wilmington, NC 28405, USA
www.us.sgs.com

Tel: +1 910 794-1613; Toll-Free 866 846-8290

Sample ID: NTD-SW-West-0418

Method 8290A

Client Data		Sample Data		Laboratory Data			
Name:	SLR International Corp	Matrix:	Aqueous	Lab Project ID:	B2138	Date Received:	06-Apr-2018
Project ID:	Former E.A. Nord Door Site	Weight/Volume:	1.03 L	Lab Sample ID:	B2138_15770_DF_002	Date Extracted:	20-Apr-2018
Date Collected:	05-Apr-2018	pH:	6	QC Batch No:	15770	Date Analyzed:	04-May-2018
		Split:	-	Dilution:	-	Time Analyzed:	8:03:01
Analyte	Conc. (pg/L)	DL (pg/L)	EMPC (pg/L)	Qualifiers	Standard	ES Recoveries	Qualifiers
2378-TCDD	ND	1.8			ES 2378-TCDD	91.2	
12378-PeCDD	ND	0.96			ES 12378-PeCDD	89.7	
123478-HxCDD	ND	1.66			ES 123478-HxCDD	81.5	
123678-HxCDD	ND	1.68			ES 123678-HxCDD	83.8	
123789-HxCDD	ND	1.72			ES 123789-HxCDD	84.5	
1234678-HpCDD	13.6			J	ES 1234678-HpCDD	78.7	
OCDD	142				ES OCDD	65.1	
2378-TCDF	ND	1.36			ES 2378-TCDF	90.7	
12378-PeCDF	ND	0.904			ES 12378-PeCDF	87.3	
23478-PeCDF	ND	0.867			ES 23478-PeCDF	85.8	
123478-HxCDF	ND	1.26			ES 123478-HxCDF	78.6	
123678-HxCDF	ND	1.31			ES 123678-HxCDF	77.7	
234678-HxCDF	ND	1.35			ES 234678-HxCDF	74.5	
123789-HxCDF	ND	1.42			ES 123789-HxCDF	80.8	
1234678-HpCDF	2.38			J	ES 1234678-HpCDF	76.1	
1234789-HpCDF	ND	1.27			ES 1234789-HpCDF	76.7	
OCDF	5.12			J	ES OCDF	65.8	
Totals					Standard	CS Recoveries	
Total TCDD	ND	1.8	ND		CS 37Cl-2378-TCDD	100	
Total PeCDD	ND	0.96	ND		CS 12347-PeCDD	100	
Total HxCDD	ND	1.68	ND		CS 12346-PeCDF	99.4	
Total HpCDD	13.6		22.2		CS 123469-HxCDF	91.9	
					CS 1234689-HpCDF	91.2	
Total TCDF	ND	1.36	ND				
Total PeCDF	ND	0.886	ND				
Total HxCDF	1.46		1.46				
Total HpCDF	2.38		5.77				
Total PCDD/Fs	165		177				
ITEF TEQs							
TEQ: ND=0	0.307		0.307				
TEQ: ND=DL/2	2.28	1.99	2.28				
TEQ: ND=DL	4.25	3.98	4.25				



5500 Business Drive
Wilmington, NC 28405, USA
www.us.sgs.com

Tel: +1 910 794-1613; Toll-Free 866 846-8290

Sample ID: NTD-SW-3"-0418

Method 8290A

Client Data		Sample Data		Laboratory Data			
Name:	SLR International Corp	Matrix:	Aqueous	Lab Project ID:	B2138	Date Received:	06-Apr-2018
Project ID:	Former E.A. Nord Door Site	Weight/Volume:	1.05 L	Lab Sample ID:	B2138_15770_DF_003	Date Extracted:	20-Apr-2018
Date Collected:	04-Apr-2018	pH:	6	QC Batch No:	15770	Date Analyzed:	04-May-2018
		Split:	-	Dilution:	-	Time Analyzed:	8:50:49
Analyte	Conc. (pg/L)	DL (pg/L)	EMPC (pg/L)	Qualifiers	Standard	ES Recoveries	Qualifiers
2378-TCDD	ND	2.17			ES 2378-TCDD	93.9	
12378-PeCDD	ND	1.27			ES 12378-PeCDD	92.8	
123478-HxCDD	ND	1.6			ES 123478-HxCDD	90.3	
123678-HxCDD	ND	1.81			ES 123678-HxCDD	90.6	
123789-HxCDD	ND	1.69			ES 123789-HxCDD	89.3	
1234678-HpCDD	3.1			J	ES 1234678-HpCDD	85.6	
OCDD	EMPC		19.9	J B	ES OCDD	65.9	
2378-TCDF	ND	1.54			ES 2378-TCDF	95.4	
12378-PeCDF	ND	1.02			ES 12378-PeCDF	91.2	
23478-PeCDF	ND	0.914			ES 23478-PeCDF	91.5	
123478-HxCDF	ND	1.29			ES 123478-HxCDF	83.2	
123678-HxCDF	ND	1.26			ES 123678-HxCDF	83.1	
234678-HxCDF	ND	1.36			ES 234678-HxCDF	79.7	
123789-HxCDF	ND	1.5			ES 123789-HxCDF	83.3	
1234678-HpCDF	ND	0.686			ES 1234678-HpCDF	82.2	
1234789-HpCDF	ND	0.765			ES 1234789-HpCDF	79.9	
OCDF	ND	1.89			ES OCDF	68.4	
Totals					Standard	CS Recoveries	
Total TCDD	ND	2.17	ND		CS 37Cl-2378-TCDD	102	
Total PeCDD	ND	1.27	ND		CS 12347-PeCDD	100	
Total HxCDD	ND	1.7	ND		CS 12346-PeCDF	96.5	
Total HpCDD	3.1		7.26		CS 123469-HxCDF	93.8	
					CS 1234689-HpCDF	91	
Total TCDF	ND	1.54	ND				
Total PeCDF	ND	0.97	ND				
Total HxCDF	ND	1.34	ND				
Total HpCDF	ND	0.723	ND				
Total PCDD/Fs	3.1		27.1				
ITEF TEQs							
TEQ: ND=0	0.031		0.0509				
TEQ: ND=DL/2	2.3	2.28	2.32				
TEQ: ND=DL	4.57	4.56	4.59				



5500 Business Drive
Wilmington, NC 28405, USA
www.us.sgs.com

Tel: +1 910 794-1613; Toll-Free 866 846-8290

Sample ID: NTD-SW-8"-0418

Method 8290A

Client Data		Sample Data		Laboratory Data			
Name:	SLR International Corp	Matrix:	Aqueous	Lab Project ID:	B2138	Date Received:	06-Apr-2018
Project ID:	Former E.A. Nord Door Site	Weight/Volume:	1.02 L	Lab Sample ID	B2138_15770_DF_004	Date Extracted:	20-Apr-2018
Date Collected:	04-Apr-2018	pH:	4	QC Batch No:	15770	Date Analyzed:	04-May-2018
		Split:	-	Dilution:	-	Time Analyzed:	9:38:36
Analyte	Conc. (pg/L)	DL (pg/L)	EMPC (pg/L)	Qualifiers	Standard	ES Recoveries	Qualifiers
2378-TCDD	ND	1.6			ES 2378-TCDD	97.2	
12378-PeCDD	ND	0.936			ES 12378-PeCDD	95.4	
123478-HxCDD	ND	1.85			ES 123478-HxCDD	87	
123678-HxCDD	ND	1.74			ES 123678-HxCDD	92.7	
123789-HxCDD	ND	1.76			ES 123789-HxCDD	91.3	
1234678-HpCDD	7.74			J	ES 1234678-HpCDD	88.4	
OCDD	29.8			J B	ES OCDD	67.8	
2378-TCDF	ND	1.17			ES 2378-TCDF	94.4	
12378-PeCDF	ND	0.936			ES 12378-PeCDF	93.3	
23478-PeCDF	ND	0.904			ES 23478-PeCDF	92	
123478-HxCDF	ND	1.35			ES 123478-HxCDF	82.2	
123678-HxCDF	ND	1.31			ES 123678-HxCDF	82.6	
234678-HxCDF	ND	1.23			ES 234678-HxCDF	83.1	
123789-HxCDF	ND	1.48			ES 123789-HxCDF	85.2	
1234678-HpCDF	EMPC		1.61	J	ES 1234678-HpCDF	82.4	
1234789-HpCDF	ND	1			ES 1234789-HpCDF	84.9	
OCDF	4.34			J	ES OCDF	72.5	
Totals					Standard	CS Recoveries	
Total TCDD	ND	1.6	ND		CS 37Cl-2378-TCDD	104	
Total PeCDD	ND	0.936	ND		CS 12347-PeCDD	103	
Total HxCDD	ND	1.78	ND		CS 12346-PeCDF	100	
Total HpCDD	7.74		17		CS 123469-HxCDF	95.7	
					CS 1234689-HpCDF	92.1	
Total TCDF	ND	1.17	ND				
Total PeCDF	ND	0.92	ND				
Total HxCDF	ND	1.33	ND				
Total HpCDF	2.67		4.28				
Total PCDD/Fs	44.5		55.4				
ITEF TEQs							
TEQ: ND=0	0.112		0.128				
TEQ: ND=DL/2	2	1.9	2.01				
TEQ: ND=DL	3.88	3.8	3.9				




5500 Business Drive
Wilmington, NC 28405, USA
www.us.sgs.com

Tel: +1 910 794-1613; Toll-Free 866 846-8290

Sample ID: Method Blank B2138_15770

Method 8290A

Client Data		Sample Data		Laboratory Data			
Name:	SLR International Corp	Matrix:	Aqueous	Lab Project ID:	B2138	Date Received:	n/a
Project ID:	Former E.A. Nord Door Site	Weight/Volume:	1.00 L	Lab Sample ID	MB1_15770_DF_TLX	Date Extracted:	20-Apr-2018
Date Collected:	n/a	pH:	n/a	QC Batch No:	15770	Date Analyzed:	04-May-2018
		Split:	-	Dilution:	-	Time Analyzed:	5:39:40
Analyte	Conc. (pg/L)	DL (pg/L)	EMPC (pg/L)	Qualifiers	Standard	ES Recoveries	Qualifiers
2378-TCDD	ND	2.09			ES 2378-TCDD	90.6	
12378-PeCDD	ND	0.918			ES 12378-PeCDD	90.9	
123478-HxCDD	ND	1.7			ES 123478-HxCDD	88.6	
123678-HxCDD	ND	1.58			ES 123678-HxCDD	90.3	
123789-HxCDD	ND	1.58			ES 123789-HxCDD	91.4	
1234678-HpCDD	ND	0.914			ES 1234678-HpCDD	86.8	
OCDD	10.9			J	ES OCDD	70.4	
2378-TCDF	ND	1.25			ES 2378-TCDF	91.1	
12378-PeCDF	ND	0.875			ES 12378-PeCDF	87.1	
23478-PeCDF	ND	0.876			ES 23478-PeCDF	87.6	
123478-HxCDF	ND	0.789			ES 123478-HxCDF	82.8	
123678-HxCDF	ND	0.801			ES 123678-HxCDF	81.8	
234678-HxCDF	ND	0.759			ES 234678-HxCDF	84.3	
123789-HxCDF	ND	0.968			ES 123789-HxCDF	86.2	
1234678-HpCDF	ND	0.64			ES 1234678-HpCDF	79.7	
1234789-HpCDF	ND	0.609			ES 1234789-HpCDF	79.9	
OCDF	ND	1.16			ES OCDF	72.8	
Totals					Standard	CS Recoveries	
Total TCDD	ND	2.09	ND		CS 37Cl-2378-TCDD	94.9	
Total PeCDD	ND	0.918	ND		CS 12347-PeCDD	93.7	
Total HxCDD	ND	1.61	ND		CS 12346-PeCDF	92.8	
Total HpCDD	ND	0.914	ND		CS 123469-HxCDF	90.2	
					CS 1234689-HpCDF	89.2	
Total TCDF	ND	1.25	ND				
Total PeCDF	ND	0.876	ND				
Total HxCDF	ND	0.824	ND				
Total HpCDF	ND	0.627	ND				
Total PCDD/Fs	10.9		10.9				
ITEF TEQs							
TEQ: ND=0	0.0109		0.0109				
TEQ: ND=DL/2	2.01	2	2.01				
TEQ: ND=DL	4.01	4	4.01				



5500 Business Drive
Wilmington, NC 28405, USA
www.us.sgs.com
Tel: +1 910 794-1613; Toll-Free 866 846-8290

METHOD 8290A**PCDD/F ONGOING PRECISION AND RECOVERY (OPR)****FORM 8A**

Lab Name: SGS North America
 Initial Calibration: ICAL: MM3_DF_09062018_09OCT2017
 Instrument ID: MM3 GC Column ID: ZB-5ms
 VER Data Filename: 180504R03 Analysis Date: 04-MAY-2018 03:16:19
 Lab ID: OPR1_15770_DF

NATIVE ANALYTES	SPIKE CONC.	CONC. FOUND	RANGE (ng/mL)			OK
2,3,7,8-TCDD	10	9.47	6.7	-	15.8	Y
1,2,3,7,8-PeCDD	50	47.4	35	-	71	Y
1,2,3,4,7,8-HxCDD	50	51.3	35	-	82	Y
1,2,3,6,7,8-HxCDD	50	50.9	38	-	67	Y
1,2,3,7,8,9-HxCDD	50	48.3	32	-	81	Y
1,2,3,4,6,7,8-HpCDD	50	51.9	35	-	70	Y
OCDD	100	106	78	-	144	Y
2,3,7,8-TCDF	10	10	7.5	-	15.8	Y
1,2,3,7,8-PeCDF	50	51.4	40	-	67	Y
2,3,4,7,8-PeCDF	50	52.8	34	-	80	Y
1,2,3,4,7,8-HxCDF	50	53	36	-	67	Y
1,2,3,6,7,8-HxCDF	50	51.6	42	-	65	Y
2,3,4,6,7,8-HxCDF	50	53.3	35	-	78	Y
1,2,3,7,8,9-HxCDF	50	52.5	39	-	65	Y
1,2,3,4,6,7,8-HpCDF	50	57.8	41	-	61	Y
1,2,3,4,7,8,9-HpCDF	50	56.8	39	-	69	Y
OCDF	100	104	63	-	170	Y

Contract-required concentration limits for OPR as specified in Table 6,
 Method 1613. 10/94

Processed: 04 May 2018 13:16 Analyst: pw

METHOD 8290A

PCDD/F ONGOING PRECISION AND RECOVERY (OPR)

FORM 8B

Lab Name: SGS North America
 Initial Calibration: ICAL: MM3_DF_09062018_09OCT2017
 Instrument ID: MM3 GC Column ID: ZB-5ms
 VER Data Filename: 180504R03 Analysis Date: 04-MAY-2018 03:16:19
 Lab ID: OPR1_15770_DF

LABELED ANALYTES	SPIKE CONC.	CONC. FOUND	RANGE (ng/mL)			OK
13C-2,3,7,8-TCDD	100	95.4	20	-	175	Y
13C-1,2,3,7,8-PeCDD	100	94.3	21	-	227	Y
13C-1,2,3,4,7,8-HxCDD	100	91.1	21	-	193	Y
13C-1,2,3,6,7,8-HxCDD	100	91.9	25	-	163	Y
13C-1,2,3,7,8,9-HxCDD	100	94.4	26	-	166	Y
13C-1,2,3,4,6,7,8-HpCDD	100	90.4	26	-	166	Y
13C-OCDD	200	149	26	-	397	Y
13C-2,3,7,8-TCDF	100	98.3	22	-	152	Y
13C-1,2,3,7,8-PeCDF	100	92.9	21	-	192	Y
13C-2,3,4,7,8-PeCDF	100	92.3	13	-	328	Y
13C-1,2,3,4,7,8-HxCDF	100	82.3	19	-	202	Y
13C-1,2,3,6,7,8-HxCDF	100	84.7	21	-	159	Y
13C-2,3,4,6,7,8-HxCDF	100	84.3	22	-	176	Y
13C-1,2,3,7,8,9-HxCDF	100	85.2	17	-	205	Y
13C-1,2,3,4,6,7,8-HpCDF	100	82.8	21	-	158	Y
13C-1,2,3,4,7,8,9-HpCDF	100	81.6	20	-	186	Y
13C-OCDF	200	148	26	-	397	Y
CLEANUP STANDARD						
37Cl-2,3,7,8-TCDD	40	41	12.4	-	76.4	Y

Contract-required concentration limits for OPR as specified in Table 6,
 Method 1613. 10/94

Processed: 04 May 2018 13:16 Analyst: pw

Sample ID: NTD-SW-East-0418

Method 1668A

Client Data		Sample Data		Laboratory Data			
Name:	SLR International Corp	Matrix:	Aqueous	Project No.:	B2138	Date Received:	06-Apr-2018
Project ID:	Former E.A. Nord Door Site	Weight/Volume:	1.03 L	Sample ID:	B2138_15770_PCB_001-RJ	Date Extracted:	20-Apr-2018
Date Collected:	05-Apr-2018	pH	6	QC Batch No.:	15770	Date Analyzed:	05-May-2018
Analyte	Conc.	DL	EMPC	Qualifier	Standard	Recovery	
	pg/L	pg/L	pg/L				%
PCB-77 33'44'-TeCB	ND	1.79			ES PCB-1		11.3 V
PCB-81 344'5'-TeCB	ND	1.69			ES PCB-3		40.4
PCB-105 233'44'-PeCB	EMPC		3.66	J	ES PCB-4		49.3
PCB-114 2344'5'-PeCB	ND	1.59			ES PCB-15		168 V
PCB-118 23'44'5'-PeCB	9.27			J	ES PCB-19		118
PCB-123 23'44'5'-PeCB	ND	1.51			ES PCB-37		91.4
PCB-126 33'44'5'-PeCB	ND	1.51			ES PCB-54		88
PCB-156/157 233'44'5'/233'44'5'-HxCB	4.52			J C	ES PCB-77		90.7
PCB-167 23'44'55'-HxCB	2.13			J	ES PCB-81		89.6
PCB-169 33'44'55'-HxCB	ND	1.69			ES PCB-104		128
PCB-189 233'44'55'-HpCB	ND	0.969			ES PCB-105		116
					ES PCB-114		104
TEQs (WHO 2005 M/H)					ES PCB-118		108
					ES PCB-123		117
ND = 0	0.000478		0.000588		ES PCB-126		101
ND = 0.5 x DL	0.102		0.102		ES PCB-153		108
ND = DL	0.203		0.203		ES PCB-155		94
					ES PCB-156/157		84.9
Totals					ES PCB-167		86.8
Mono-CB	ND	10.9			ES PCB-169		76.8
Di-CB	3.41		26.7		ES PCB-170		106
Tri-CB			10.9		ES PCB-180		109
Tetra-CB	41.7		45.9		ES PCB-188		127
Penta-CB	53.5		61.3		ES PCB-189		95.6
Hexa-CB	145		163		ES PCB-202		118
Hepta-CB	277		283		ES PCB-205		107
Octa-CB	55.2		62		ES PCB-206		108
Nona-CB	ND	2.22			ES PCB-208		110
Deca-CB	ND	2.06			ES PCB-209		130
					CS PCB-28		82.1
Total PCB (Mono-Deca)	576		653		CS PCB-111		95.9
					CS PCB-178		112



Sample ID: NTD-SW-East-0418 **Method 1668A**

Client Data			Sample Data			Laboratory Data											
Name: SLR International Corp			Matrix: Aqueous			Project No.: B2138			Date Received: 06-Apr-2018								
Project ID: Former E.A. Nord Door Site			Weight/Volume: 1.03 L			Sample ID: B2138_15770_PCB_001-RJ			Date Extracted: 20-Apr-2018								
Date Collected: 05-Apr-2018			pH: 6			QC Batch No.: 15770			Date Analyzed: 05-May-2018								
			Units: pg/L			Checkcode: 930-105-JZJ/A			Time Analyzed: 21:03:19								
Mono	Conc.	Qualifiers	Tri	Conc.	Qualifiers	Tetra	Conc.	Qualifiers	Tetra	Conc.	Qualifiers						
PCB-1	(16.8)		PCB-19	(7.35)		PCB-54	(1.48)		PCB-72	(1.66)							
PCB-2	(5.45)		PCB-30/18	(5.92)	C	PCB-50/53	3.77	J C	PCB-68	(1.51)							
PCB-3	(5.09)		PCB-17	(6.79)		PCB-45	(2.37)		PCB-57	(1.71)							
			PCB-27	(4.97)		PCB-51	(1.84)		PCB-58	(1.68)							
Conc.	0		PCB-24	(5.2)		PCB-46	(2.34)		PCB-67	(1.6)							
EMPC	0		PCB-16	(9.02)		PCB-52	10.1		PCB-63	(1.52)							
			PCB-32	(4.66)		PCB-73	(1.59)		PCB-61/70/74/76	10	J C						
Di	Conc.	Qualifiers	PCB-34	(2.94)		PCB-43	(2.23)		PCB-66	3.75	J						
PCB-4	(12.3)		PCB-23	(2.9)		PCB-69/49	4.79	J C	PCB-55	(1.74)							
PCB-10	(8.7)		PCB-26/29	(2.83)	C	PCB-48	(1.97)		PCB-56	(1.72)							
PCB-9	(3.51)		PCB-25	(2.81)		PCB-44/47/65	9.28	J C	PCB-60	(1.7)							
PCB-7	(3)		PCB-31	[3.2]	J EMPC	PCB-59/62/75	(1.41)	C	PCB-80	(1.48)							
PCB-6	(3.22)		PCB-28/20	[5.76]	J EMPC C	PCB-42	(2.12)		PCB-79	(1.43)							
PCB-5	(3.18)		PCB-21/33	(2.72)	C	PCB-41	(2.55)		PCB-78	(1.72)							
PCB-8	3.41	J	PCB-22	[1.94]	J EMPC	PCB-71/40	[2.03]	J EMPC C	PCB-81	(1.69)							
PCB-14	(2.68)		PCB-36	(2.67)		PCB-64	[2.25]	J EMPC	PCB-77	(1.79)							
PCB-11	[23.3]	B EMPC	PCB-39	(2.62)													
PCB-13/12	(3.08)	C	PCB-38	(2.76)													
PCB-15	(3.23)		PCB-35	(2.96)													
			PCB-37	(2.67)													
Conc.	3.41		Conc.	0					Conc.	41.7							
EMPC	26.7		EMPC	10.9					EMPC	45.9							
<div style="display: inline-block; vertical-align: middle; margin-left: 10px;"> 5500 Business Drive Wilmington, NC 28405, USA Tel: +1 910 794-1613 www.us.sgs.com </div>						Totals			Conc.			EMPC					
												Mono-Tri			37.6		
												Tetra-Hexa			270		
												Hepta-Deca			345		
						Mono-Deca			653								

Sample ID: NTD-SW-East-0418
Method 1668A

Penta			Penta			Hexa			Hexa		
Conc.	Qualifiers		Conc.	Qualifiers		Conc.	Qualifiers		Conc.	Qualifiers	
PCB-104	(0.846)		PCB-108/119/86/97/125/87	6.97	J C	PCB-155	(0.669)		PCB-165	(0.819)	
PCB-96	(1.05)		PCB-117	(1.52)		PCB-152	(0.701)		PCB-146	5.96	J
PCB-103	(1.95)		PCB-116/85	(1.83)	C	PCB-150	(0.706)		PCB-161	(0.765)	
PCB-94	(2.25)		PCB-110	11.6		PCB-136	(0.732)		PCB-153/168	37	C
PCB-95	11.6		PCB-115	(1.49)		PCB-145	(0.771)		PCB-141	11	
PCB-100/93	(2.06)	C	PCB-82	(2.33)		PCB-148	(0.985)		PCB-130	(1.15)	
PCB-102	(1.93)		PCB-111	(1.46)		PCB-151/135	[5.26]	J EMPC C	PCB-137	(0.928)	
PCB-98	(2.22)		PCB-120	(1.4)		PCB-154	(0.893)		PCB-164	5.39	J
PCB-88	(2.18)		PCB-107/124	(1.54)	C	PCB-144	(1.02)		PCB-163/138/129	54.3	C
PCB-91	(1.93)		PCB-109	(1.39)		PCB-147/149	16.4	J C	PCB-160	(0.784)	
PCB-84	3.93	J	PCB-123	(1.51)		PCB-134	(1.58)		PCB-158	[4.7]	J EMPC
PCB-89	(2.25)		PCB-106	(1.54)		PCB-143	(0.866)		PCB-128/166	6.85	J C
PCB-121	(1.5)		PCB-118	9.27	J	PCB-139/140	(0.964)	C	PCB-159	1.82	J
PCB-92	(2.17)		PCB-122	(1.72)		PCB-131	(1.14)		PCB-162	(1.29)	
PCB-113/90/101	10.2	J C	PCB-114	(1.59)		PCB-142	(1.1)		PCB-167	2.13	J
PCB-83	(2.68)		PCB-105	[3.66]	J EMPC	PCB-132	[7.08]	J EMPC	PCB-156/157	4.52	J C
PCB-99	[4.12]	J EMPC	PCB-127	(1.6)		PCB-133	(1.01)		PCB-169	(1.69)	
PCB-112	(1.55)		PCB-126	(1.51)							
			Conc.	53.5					Conc.	145	
			EMPC	61.3					EMPC	163	
Hepta			Hepta			Octa			Nona		
Conc.	Qualifiers		Conc.	Qualifiers		Conc.	Qualifiers		Conc.	Qualifiers	
PCB-188	(0.584)		PCB-174	38.8		PCB-202	0.994	J	PCB-208	(1.35)	
PCB-179	[4]	J EMPC	PCB-177	20.4		PCB-201	(0.853)		PCB-207	(1.29)	
PCB-184	(0.712)		PCB-181	(1.82)		PCB-204	(0.891)		PCB-206	(3.09)	
PCB-176	(0.621)		PCB-171/173	10.5	J C	PCB-197	(0.826)				
PCB-186	(0.65)		PCB-172	6.09	J	PCB-200	(0.907)		Conc.	0	
PCB-178	5.23	J	PCB-192	(1.53)		PCB-198/199	15.8	J C	EMPC	0	
PCB-175	(1.84)		PCB-180/193	92.3	C	PCB-196	9.14	J			
PCB-187	30.3		PCB-191	(1.45)		PCB-203	9.75		Deca	Conc.	Qualifiers
PCB-182	(1.65)		PCB-170	45.7		PCB-195	[6.85]	J EMPC	PCB-209	(2.06)	
PCB-183	18.9		PCB-190	8.55	J	PCB-194	19.5				
PCB-185	[2.62]	J EMPC	PCB-189	(0.969)		PCB-205	(1.57)				
			Conc.	277		Conc.	55.2				
			EMPC	283		EMPC	62				

Sample ID: NTD-SW-West-0418

Method 1668A

Client Data		Sample Data		Laboratory Data			
Name:	SLR International Corp	Matrix:	Aqueous	Project No.:	B2138	Date Received:	06-Apr-2018
Project ID:	Former E.A. Nord Door Site	Weight/Volume:	1.03 L	Sample ID:	B2138_15770_PCB_002-RJ	Date Extracted:	20-Apr-2018
Date Collected:	05-Apr-2018	pH	6	QC Batch No.:	15770	Date Analyzed:	05-May-2018
Analyte	Conc.	DL	EMPC	Qualifier	Standard	Recovery	
	pg/L	pg/L	pg/L				%
PCB-77 33'44'-TeCB	ND	1.84			ES PCB-1		10.5 V
PCB-81 344'5'-TeCB	ND	1.96			ES PCB-3		35.1
PCB-105 233'44'-PeCB	2.95			J	ES PCB-4		43.7
PCB-114 2344'5'-PeCB	ND	1.2			ES PCB-15		173 V
PCB-118 23'44'5'-PeCB	EMPC		6.21	J	ES PCB-19		111
PCB-123 23'44'5'-PeCB	ND	1.18			ES PCB-37		85.7
PCB-126 33'44'5'-PeCB	ND	1.28			ES PCB-54		71.7
PCB-156/157 233'44'5'/233'44'5'-HxCB	EMPC		3.43	J C	ES PCB-77		92.5
PCB-167 23'44'55'-HxCB	EMPC		1.73	J	ES PCB-81		93.8
PCB-169 33'44'55'-HxCB	ND	1.44			ES PCB-104		113
PCB-189 233'44'55'-HpCB	2.43			J	ES PCB-105		112
					ES PCB-114		104
					ES PCB-118		108
					ES PCB-123		114
TEQs (WHO 2005 M/H)					ES PCB-126		101
ND = 0	0.000161		0.000502		ES PCB-153		98.8
ND = 0.5 x DL	0.0863		0.0866		ES PCB-155		88.5
ND = DL	0.172		0.173		ES PCB-156/157		79.2
					ES PCB-167		82.4
Totals					ES PCB-169		71.3
Mono-CB	ND	15.2			ES PCB-170		105
Di-CB	24				ES PCB-180		105
Tri-CB	15.6		33.9		ES PCB-188		119
Tetra-CB	40.5		61.2		ES PCB-189		95.2
Penta-CB	31.5		57.6		ES PCB-202		109
Hexa-CB	100		127		ES PCB-205		104
Hepta-CB	172		224		ES PCB-206		104
Octa-CB	9.96		34.7		ES PCB-208		109
Nona-CB	ND	3.33			ES PCB-209		122
Deca-CB	ND	2.27			CS PCB-28		75.5
					CS PCB-111		101
Total PCB (Mono-Deca)	394		562		CS PCB-178		113



Sample ID: NTD-SW-West-0418 **Method 1668A**

<u>Client Data</u>			<u>Sample Data</u>			<u>Laboratory Data</u>						
Name:	SLR International Corp		Matrix:	Aqueous		Project No.:	B2138		Date Received:	06-Apr-2018		
Project ID:	Former E.A. Nord Door Site		Weight/Volume:	1.03 L		Sample ID:	B2138_15770_PCB_002-RJ		Date Extracted:	20-Apr-2018		
Date Collected:	05-Apr-2018		pH	6		QC Batch No.:	15770		Date Analyzed:	05-May-2018		
			Units	pg/L		Checkcode:	536-509-NRW/A		Time Analyzed:	22:02:46		

Mono			Tri			Tetra			Tetra		
Conc.	Qualifiers		Conc.	Qualifiers		Conc.	Qualifiers		Conc.	Qualifiers	
(22.5)			(12.4)			(1.42)			(1.92)		
(8.36)			[18.3]	J EMPC C		[6.65]	J EMPC C		(1.75)		
(7.81)			(11.5)			[3.8]	J EMPC		(1.98)		
			(8.39)			[2.01]	J EMPC		(1.95)		
0			(8.78)			4.4	J		(1.86)		
0			(15.2)			11.9			(1.76)		
			(7.86)			(1.67)			7.89	J C	
			(2.49)			(2.35)			[3.21]	J EMPC	
(14.7)			(2.46)			[4.98]	J EMPC C		(2.02)		
(10.4)			(2.4)	C		(2.07)			(2)		
(4.04)			(2.39)			10.5	J C		(1.97)		
(3.45)			7.22	J		(1.48)	C		(1.72)		
(3.71)			8.35	J C		(2.23)			(1.66)		
(3.66)			(2.31)	C		(2.68)			(2)		
4.43	J		(2.52)			3.39	J C		(1.96)		
(3.08)			(2.27)			2.38	J		(1.84)		
16.4	B		(2.23)								
(3.55)	C		(2.34)								
3.18	J		(2.52)								
			(2.27)								
24			15.6						40.5		
24			33.9						61.2		



5500 Business Drive
 Wilmington, NC 28405, USA
 Tel: +1 910 794-1613
 www.us.sgs.com

Totals	Conc.	EMPC
Mono-Tri	39.6	57.9
Tetra-Hexa	172	246
Hepta-Deca	182	259
Mono-Deca	394	562

Sample ID: NTD-SW-West-0418
Method 1668A

Penta	Conc.	Qualifiers	Penta	Conc.	Qualifiers	Hexa	Conc.	Qualifiers	Hexa	Conc.	Qualifiers
PCB-104	(0.87)		PCB-108/119/86/97/125/87	[5.32]	J EMPC C	PCB-155	(0.746)		PCB-165	(0.86)	
PCB-96	(1.08)		PCB-117	(1.19)		PCB-152	(0.781)		PCB-146	[4.16]	J EMPC
PCB-103	(1.53)		PCB-116/85	(1.43)	C	PCB-150	(0.787)		PCB-161	(0.804)	
PCB-94	(1.77)		PCB-110	[10.1]	EMPC	PCB-136	(0.816)		PCB-153/168	30.6	C
PCB-95	11.9		PCB-115	(1.17)		PCB-145	(0.859)		PCB-141	9.23	J
PCB-100/93	(1.62)	C	PCB-82	(1.83)		PCB-148	(1.04)		PCB-130	(1.21)	
PCB-102	(1.52)		PCB-111	(1.14)		PCB-151/135	[5.34]	J EMPC C	PCB-137	(0.975)	
PCB-98	(1.74)		PCB-120	(1.1)		PCB-154	(0.939)		PCB-164	[2.61]	J EMPC
PCB-88	(1.71)		PCB-107/124	(1.21)	C	PCB-144	(1.07)		PCB-163/138/129	41.7	C
PCB-91	2.15	J	PCB-109	(1.09)		PCB-147/149	13.4	J C	PCB-160	(0.824)	
PCB-84	5.58	J	PCB-123	(1.18)		PCB-134	(1.67)		PCB-158	[2.99]	J EMPC
PCB-89	(1.76)		PCB-106	(1.21)		PCB-143	(0.91)		PCB-128/166	5.23	J C
PCB-121	(1.18)		PCB-118	[6.21]	J EMPC	PCB-139/140	(1.01)	C	PCB-159	[1.34]	J EMPC
PCB-92	(1.71)		PCB-122	(1.3)		PCB-131	(1.19)		PCB-162	(1.02)	
PCB-113/90/101	8.88	J C	PCB-114	(1.2)		PCB-142	(1.16)		PCB-167	[1.73]	J EMPC
PCB-83	(2.1)		PCB-105	2.95	J	PCB-132	[5.17]	J EMPC	PCB-156/157	[3.43]	J EMPC C
PCB-99	[4.49]	J EMPC	PCB-127	(1.21)		PCB-133	(1.06)		PCB-169	(1.44)	
PCB-112	(1.22)		PCB-126	(1.28)							
			Conc.	31.5					Conc.	100	
			EMPC	57.6					EMPC	127	
Hepta	Conc.	Qualifiers	Hepta	Conc.	Qualifiers	Octa	Conc.	Qualifiers	Nona	Conc.	Qualifiers
PCB-188	(0.638)		PCB-174	30.4		PCB-202	(0.986)		PCB-208	(1.98)	
PCB-179	[2.69]	J EMPC	PCB-177	17		PCB-201	(0.956)		PCB-207	(1.89)	
PCB-184	(0.778)		PCB-181	(1.91)		PCB-204	(0.998)		PCB-206	(4.69)	
PCB-176	(0.679)		PCB-171/173	[8.44]	J EMPC C	PCB-197	(0.925)				
PCB-186	(0.711)		PCB-172	[5.34]	J EMPC	PCB-200	(1.02)		Conc.	0	
PCB-178	3.32	J	PCB-192	(1.61)		PCB-198/199	[8.24]	J EMPC C	EMPC	0	
PCB-175	(1.93)		PCB-180/193	73.7	C	PCB-196	4.38	J			
PCB-187	[22.3]	EMPC	PCB-191	(1.52)		PCB-203	5.58	J	Deca	Conc.	Qualifiers
PCB-182	(1.73)		PCB-170	38.9		PCB-195	[5.41]	J EMPC	PCB-209	(2.27)	
PCB-183	[11.6]	EMPC	PCB-190	6.36	J	PCB-194	[11.1]	EMPC			
PCB-185	[1.44]	J EMPC	PCB-189	2.43	J	PCB-205	(2)				
			Conc.	172		Conc.	9.96				
			EMPC	224		EMPC	34.7				

Sample ID: NTD-SW-3"-0418

Method 1668A

Client Data		Sample Data		Laboratory Data			
Name:	SLR International Corp	Matrix:	Aqueous	Project No.:	B2138	Date Received:	06-Apr-2018
Project ID:	Former E.A. Nord Door Site	Weight/Volume:	1.05 L	Sample ID:	B2138_15770_PCB_003	Date Extracted:	20-Apr-2018
Date Collected:	04-Apr-2018	pH	6	QC Batch No.:	15770	Date Analyzed:	05-May-2018
Analyte	Conc.	DL	EMPC	Qualifier	Standard	Recovery	
	pg/L	pg/L	pg/L				%
PCB-77 33'44'-TeCB	ND	2.54			ES PCB-1		34.7
PCB-81 344'5'-TeCB	ND	2.48			ES PCB-3		52.1
PCB-105 233'44'-PeCB	ND	1.5			ES PCB-4		58
PCB-114 2344'5'-PeCB	ND	1.44			ES PCB-15		144
PCB-118 23'44'5'-PeCB	EMPC		3.26	J	ES PCB-19		102
PCB-123 23'44'5'-PeCB	ND	1.44			ES PCB-37		82.1
PCB-126 33'44'5'-PeCB	ND	1.82			ES PCB-54		62.9
PCB-156/157 233'44'5'/233'44'5'-HxCB	ND	2.33		C	ES PCB-77		88.9
PCB-167 23'44'55'-HxCB	ND	1.49			ES PCB-81		90.4
PCB-169 33'44'55'-HxCB	ND	1.94			ES PCB-104		101
PCB-189 233'44'55'-HpCB	ND	1.58			ES PCB-105		101
					ES PCB-114		90.2
TEQs (WHO 2005 M/H)					ES PCB-118		97.5
					ES PCB-123		103
ND = 0	0		0.0000979		ES PCB-126		90.2
ND = 0.5 x DL	0.121		0.121		ES PCB-153		92.3
ND = DL	0.242		0.242		ES PCB-155		87.4
					ES PCB-156/157		76.6
Totals					ES PCB-167		78.5
Mono-CB	ND	8.62			ES PCB-169		73.4
Di-CB	15.8				ES PCB-170		88.1
Tri-CB	ND	10.5			ES PCB-180		86
Tetra-CB	11.6		15.7		ES PCB-188		108
Penta-CB			21.6		ES PCB-189		86.8
Hexa-CB	12.8		22.8		ES PCB-202		104
Hepta-CB			4.12		ES PCB-205		100
Octa-CB	ND	1.66			ES PCB-206		103
Nona-CB	ND	3.58			ES PCB-208		96.9
Deca-CB	ND	3.73			ES PCB-209		124
					CS PCB-28		71.1
Total PCB (Mono-Deca)	40.2		80		CS PCB-111		87.8
					CS PCB-178		95.2



Sample ID: NTD-SW-3"-0418 **Method 1668A**

<u>Client Data</u>			<u>Sample Data</u>			<u>Laboratory Data</u>														
Name: SLR International Corp			Matrix: Aqueous			Project No.: B2138			Date Received: 06-Apr-2018											
Project ID: Former E.A. Nord Door Site			Weight/Volume: 1.05 L			Sample ID: B2138_15770_PCB_003			Date Extracted: 20-Apr-2018											
Date Collected: 04-Apr-2018			pH: 6			QC Batch No.: 15770			Date Analyzed: 05-May-2018											
			Units: pg/L			Checkcode: 421-525-HCD/A			Time Analyzed: 02:35:22											
Mono	Conc.	Qualifiers	Tri	Conc.	Qualifiers	Tetra	Conc.	Qualifiers	Tetra	Conc.	Qualifiers									
PCB-1	(10.1)		PCB-19	(15.9)		PCB-54	(2.84)		PCB-72	(2.21)										
PCB-2	(6.86)		PCB-30/18	(12.2)	C	PCB-50/53	(2.85)	C	PCB-68	(2.05)										
PCB-3	(7.18)		PCB-17	(14.1)		PCB-45	(3.46)		PCB-57	(2.36)										
			PCB-27	(10.4)		PCB-51	(2.64)		PCB-58	(2.24)										
Conc.	0		PCB-24	(10.9)		PCB-46	(3.51)		PCB-67	(2.15)										
EMPC	0		PCB-16	(18.9)		PCB-52	[4.13]	J EMPC	PCB-63	(2.08)										
			PCB-32	(9.76)		PCB-73	(2.19)		PCB-61/70/74/76	5.42	J C									
Di	Conc.	Qualifiers	PCB-34	(4.82)		PCB-43	(3.51)		PCB-66	(2.29)										
PCB-4	(19.1)		PCB-23	(4.79)		PCB-69/49	(2.4)	C	PCB-55	(2.36)										
PCB-10	(12.5)		PCB-26/29	(4.74)	C	PCB-48	(2.96)		PCB-56	(2.38)										
PCB-9	(5.78)		PCB-25	(4.68)		PCB-44/47/65	6.16	J C	PCB-60	(2.29)										
PCB-7	(5.22)		PCB-31	(4.43)		PCB-59/62/75	(2.12)	C	PCB-80	(2.02)										
PCB-6	(5.59)		PCB-28/20	(4.7)	C	PCB-42	(3.15)		PCB-79	(1.95)										
PCB-5	(5.48)		PCB-21/33	(4.59)	C	PCB-41	(3.88)		PCB-78	(2.43)										
PCB-8	(5.24)		PCB-22	(5.12)		PCB-71/40	(2.76)	C	PCB-81	(2.48)										
PCB-14	(4.58)		PCB-36	(4.45)		PCB-64	(1.97)		PCB-77	(2.54)										
PCB-11	15.8	B	PCB-39	(4.44)																
PCB-13/12	(5.29)	C	PCB-38	(4.84)																
PCB-15	(6.01)		PCB-35	(5.07)																
			PCB-37	(4.99)																
Conc.	15.8		Conc.	0					Conc.	11.6										
EMPC	15.8		EMPC	0					EMPC	15.7										
<p>5500 Business Drive Wilmington, NC 28405, USA Tel: +1 910 794-1613 www.us.sgs.com</p>						Totals			Conc.			EMPC								
												Mono-Tri			15.8			15.8		
												Tetra-Hexa			24.4			60.1		
												Hepta-Deca			0			4.12		
						Mono-Deca			40.2			80								

Sample ID: NTD-SW-3"-0418						Method 1668A					
Penta	Conc.	Qualifiers	Penta	Conc.	Qualifiers	Hexa	Conc.	Qualifiers	Hexa	Conc.	Qualifiers
PCB-104	(1.34)		PCB-108/119/86/97/125/87	(1.53)	C	PCB-155	(1.19)		PCB-165	(1.18)	
PCB-96	(1.5)		PCB-117	(1.38)		PCB-152	(1.17)		PCB-146	(1.33)	
PCB-103	(1.7)		PCB-116/85	(1.63)	C	PCB-150	(1.17)		PCB-161	(1.07)	
PCB-94	(1.97)		PCB-110	[6.32]	J EMPC	PCB-136	(1.28)		PCB-153/168	6.14	J C
PCB-95	[5.34]	J EMPC	PCB-115	(1.3)		PCB-145	(1.27)		PCB-141	(1.46)	
PCB-100/93	(1.75)	C	PCB-82	(2.18)		PCB-148	(1.39)		PCB-130	(1.63)	
PCB-102	(1.69)		PCB-111	(1.27)		PCB-151/135	(1.46)	C	PCB-137	(1.36)	
PCB-98	(1.88)		PCB-120	(1.26)		PCB-154	(1.25)		PCB-164	(1.08)	
PCB-88	(1.94)		PCB-107/124	(1.4)	C	PCB-144	(1.41)		PCB-163/138/129	[6.61]	J EMPC C
PCB-91	(1.61)		PCB-109	(1.28)		PCB-147/149	6.68	J C	PCB-160	(1.1)	
PCB-84	(2.12)		PCB-123	(1.44)		PCB-134	(1.78)		PCB-158	(0.991)	
PCB-89	(2.03)		PCB-106	(1.39)		PCB-143	(1.43)		PCB-128/166	(1.55)	C
PCB-121	(1.34)		PCB-118	[3.26]	J EMPC	PCB-139/140	(1.39)	C	PCB-159	(1.29)	
PCB-92	(1.93)		PCB-122	(1.52)		PCB-131	(1.59)		PCB-162	(1.33)	
PCB-113/90/101	[6.65]	J EMPC C	PCB-114	(1.44)		PCB-142	(1.59)		PCB-167	(1.49)	
PCB-83	(2.45)		PCB-105	(1.5)		PCB-132	[3.42]	J EMPC	PCB-156/157	(2.33)	C
PCB-99	(1.54)		PCB-127	(1.39)		PCB-133	(1.41)		PCB-169	(1.94)	
PCB-112	(1.41)		PCB-126	(1.82)							
			Conc.	0					Conc.	12.8	
			EMPC	21.6					EMPC	22.8	
Hepta	Conc.	Qualifiers	Hepta	Conc.	Qualifiers	Octa	Conc.	Qualifiers	Nona	Conc.	Qualifiers
PCB-188	(0.961)		PCB-174	(1.79)		PCB-202	(1.22)		PCB-208	(2.33)	
PCB-179	(1.01)		PCB-177	(1.86)		PCB-201	(1.14)		PCB-207	(2.05)	
PCB-184	(1.05)		PCB-181	(1.67)		PCB-204	(1.2)		PCB-206	(4.83)	
PCB-176	(0.953)		PCB-171/173	(1.93)	C	PCB-197	(1.13)				
PCB-186	(1.02)		PCB-172	(1.85)		PCB-200	(1.2)		Conc.	0	
PCB-178	(1.34)		PCB-192	(1.44)		PCB-198/199	(1.61)	C	EMPC	0	
PCB-175	(1.72)		PCB-180/193	[2.58]	J EMPC C	PCB-196	(1.57)				
PCB-187	[1.55]	J EMPC	PCB-191	(1.35)		PCB-203	(1.51)		Deca	Conc.	Qualifiers
PCB-182	(1.57)		PCB-170	(1.86)		PCB-195	(2.5)		PCB-209	(3.73)	
PCB-183	(1.53)		PCB-190	(1.31)		PCB-194	(2.44)				
PCB-185	(1.78)		PCB-189	(1.58)		PCB-205	(2.09)				
			Conc.	0		Conc.	0				
			EMPC	4.12		EMPC	0				

Sample ID: NTD-SW-8"-0418

Method 1668A

Client Data		Sample Data		Laboratory Data			
Name:	SLR International Corp	Matrix:	Aqueous	Project No.:	B2138	Date Received:	06-Apr-2018
Project ID:	Former E.A. Nord Door Site	Weight/Volume:	1.02 L	Sample ID:	B2138_15770_PCB_004	Date Extracted:	20-Apr-2018
Date Collected:	04-Apr-2018	pH	4	QC Batch No.:	15770	Date Analyzed:	05-May-2018
Analyte	Conc.	DL	EMPC	Qualifier	Standard	Recovery	
	pg/L	pg/L	pg/L			%	
PCB-77 33'44'-TeCB	ND	2.72			ES PCB-1	18.9	
PCB-81 344'5'-TeCB	ND	2.64			ES PCB-3	45.7	
PCB-105 233'44'-PeCB	8.23			J	ES PCB-4	55.2	
PCB-114 2344'5'-PeCB	ND	2.27			ES PCB-15	127	
PCB-118 23'44'5'-PeCB	19.8				ES PCB-19	98.2	
PCB-123 23'44'5'-PeCB	ND	2.01			ES PCB-37	85.9	
PCB-126 33'44'5'-PeCB	ND	1.79			ES PCB-54	91.8	
PCB-156/157 233'44'5'/233'44'5'-HxCB	3.4			J C	ES PCB-77	85.2	
PCB-167 23'44'55'-HxCB	ND	1.7			ES PCB-81	87.3	
PCB-169 33'44'55'-HxCB	ND	2.05			ES PCB-104	120	
PCB-189 233'44'55'-HpCB	ND	1.69			ES PCB-105	103	
					ES PCB-114	91.4	
TEQs (WHO 2005 M/H)					ES PCB-118	99.3	
					ES PCB-123	104	
ND = 0	0.000942		0.000942		ES PCB-126	92.3	
ND = 0.5 x DL	0.122		0.122		ES PCB-153	101	
ND = DL	0.243		0.243		ES PCB-155	102	
					ES PCB-156/157	82.8	
Totals					ES PCB-167	83.7	
Mono-CB	ND	7.76			ES PCB-169	72.2	
Di-CB	25.2				ES PCB-170	94.4	
Tri-CB	42.3				ES PCB-180	97.2	
Tetra-CB	73.3		87.4		ES PCB-188	118	
Penta-CB	89.6		115		ES PCB-189	91.7	
Hexa-CB	31.4		69.8		ES PCB-202	112	
Hepta-CB			4.86		ES PCB-205	105	
Octa-CB	ND	2.2			ES PCB-206	109	
Nona-CB	ND	3.77			ES PCB-208	103	
Deca-CB	ND	3.47			ES PCB-209	127	
					CS PCB-28	85.9	
Total PCB (Mono-Deca)	262		344		CS PCB-111	90.4	
					CS PCB-178	104	



Sample ID: NTD-SW-8"-0418 **Method 1668A**

<u>Client Data</u>			<u>Sample Data</u>			<u>Laboratory Data</u>														
Name: SLR International Corp			Matrix: Aqueous			Project No.: B2138			Date Received: 06-Apr-2018											
Project ID: Former E.A. Nord Door Site			Weight/Volume: 1.02 L			Sample ID: B2138_15770_PCB_004			Date Extracted: 20-Apr-2018											
Date Collected: 04-Apr-2018			pH: 4			QC Batch No.: 15770			Date Analyzed: 05-May-2018											
			Units: pg/L			Checkcode: 985-042-DCJ/A			Time Analyzed: 03:34:50											
Mono	Conc.	Qualifiers	Tri	Conc.	Qualifiers	Tetra	Conc.	Qualifiers	Tetra	Conc.	Qualifiers									
PCB-1	(10.6)		PCB-19	(12.7)		PCB-54	(2.46)		PCB-72	(2.35)										
PCB-2	(4.7)		PCB-30/18	(9.75)	C	PCB-50/53	(3.61)	C	PCB-68	(2.18)										
PCB-3	(4.92)		PCB-17	(11.3)		PCB-45	(4.39)		PCB-57	(2.51)										
			PCB-27	(8.29)		PCB-51	(3.35)		PCB-58	(2.39)										
Conc.	0		PCB-24	(8.76)		PCB-46	(4.45)		PCB-67	(2.29)										
EMPC	0		PCB-16	(15.1)		PCB-52	14.5		PCB-63	(2.21)										
			PCB-32	(7.81)		PCB-73	(2.78)		PCB-61/70/74/76	21.7	J C									
Di	Conc.	Qualifiers	PCB-34	(5.35)		PCB-43	(4.45)		PCB-66	9.61	J									
PCB-4	(8.71)		PCB-23	(5.31)		PCB-69/49	9.36	J C	PCB-55	(2.51)										
PCB-10	(5.7)		PCB-26/29	(5.25)	C	PCB-48	3.49	J	PCB-56	[3.62]	J EMPC									
PCB-9	(5.39)		PCB-25	(5.19)		PCB-44/47/65	14.6	J C	PCB-60	(2.44)										
PCB-7	(4.86)		PCB-31	12		PCB-59/62/75	(2.68)	C	PCB-80	(2.15)										
PCB-6	(5.21)		PCB-28/20	14.2	J C	PCB-42	(4)		PCB-79	(2.07)										
PCB-5	(5.11)		PCB-21/33	10.1	J C	PCB-41	(4.92)		PCB-78	(2.58)										
PCB-8	(4.89)		PCB-22	6.04	J	PCB-71/40	[6.34]	J EMPC C	PCB-81	(2.64)										
PCB-14	(4.27)		PCB-36	(4.94)		PCB-64	[4.1]	J EMPC	PCB-77	(2.72)										
PCB-11	25.2	B	PCB-39	(4.92)																
PCB-13/12	(4.93)	C	PCB-38	(5.37)																
PCB-15	(5.6)		PCB-35	(5.63)																
			PCB-37	(5.54)																
Conc.	25.2		Conc.	42.3					Conc.	73.3										
EMPC	25.2		EMPC	42.3					EMPC	87.4										
<p>5500 Business Drive Wilmington, NC 28405, USA Tel: +1 910 794-1613 www.us.sgs.com</p>						Totals			Conc.			EMPC								
												Mono-Tri			67.6			67.6		
												Tetra-Hexa			194			272		
												Hepta-Deca			0			4.86		
						Mono-Deca			262			344								

Sample ID: NTD-SW-8"-0418						Method 1668A					
Penta	Conc.	Qualifiers	Penta	Conc.	Qualifiers	Hexa	Conc.	Qualifiers	Hexa	Conc.	Qualifiers
PCB-104	(1.28)		PCB-108/119/86/97/125/87	16.7	J C	PCB-155	(1.17)		PCB-165	(1.3)	
PCB-96	2.27	J	PCB-117	(1.92)		PCB-152	(1.16)		PCB-146	(1.46)	
PCB-103	(2.36)		PCB-116/85	[4.61]	J EMPC C	PCB-150	(1.16)		PCB-161	(1.18)	
PCB-94	(2.73)		PCB-110	[20.4]	EMPC	PCB-136	2.85	J	PCB-153/168	12.8	J C
PCB-95	12.3		PCB-115	(1.81)		PCB-145	(1.26)		PCB-141	[3.17]	J EMPC
PCB-100/93	(2.43)	C	PCB-82	(3.02)		PCB-148	(1.53)		PCB-130	(1.8)	
PCB-102	(2.35)		PCB-111	(1.76)		PCB-151/135	6.13	J C	PCB-137	(1.5)	
PCB-98	(2.61)		PCB-120	(1.74)		PCB-154	(1.38)		PCB-164	(1.19)	
PCB-88	(2.7)		PCB-107/124	(1.94)	C	PCB-144	(1.56)		PCB-163/138/129	[15.8]	J EMPC C
PCB-91	(2.24)		PCB-109	(1.77)		PCB-147/149	[13.5]	J EMPC C	PCB-160	(1.21)	
PCB-84	(2.94)		PCB-123	(2.01)		PCB-134	(1.96)		PCB-158	[2.76]	J EMPC
PCB-89	(2.82)		PCB-106	(1.93)		PCB-143	(1.58)		PCB-128/166	[3.17]	J EMPC C
PCB-121	(1.86)		PCB-118	19.8		PCB-139/140	(1.53)	C	PCB-159	(1.47)	
PCB-92	3.94	J	PCB-122	(2.41)		PCB-131	(1.75)		PCB-162	(1.52)	
PCB-113/90/101	19.1	J C	PCB-114	(2.27)		PCB-142	(1.76)		PCB-167	(1.7)	
PCB-83	(3.4)		PCB-105	8.23	J	PCB-132	6.18	J	PCB-156/157	3.4	J C
PCB-99	7.31	J	PCB-127	(2.13)		PCB-133	(1.56)		PCB-169	(2.05)	
PCB-112	(1.95)		PCB-126	(1.79)							
			Conc.	89.6					Conc.	31.4	
			EMPC	115					EMPC	69.8	
Hepta	Conc.	Qualifiers	Hepta	Conc.	Qualifiers	Octa	Conc.	Qualifiers	Nona	Conc.	Qualifiers
PCB-188	(1.01)		PCB-174	(2.37)		PCB-202	(1.4)		PCB-208	(2.39)	
PCB-179	(1.06)		PCB-177	(2.46)		PCB-201	(1.31)		PCB-207	(2.11)	
PCB-184	(1.1)		PCB-181	(2.21)		PCB-204	(1.38)		PCB-206	(5.15)	
PCB-176	(1)		PCB-171/173	(2.56)	C	PCB-197	(1.3)				
PCB-186	(1.07)		PCB-172	(2.45)		PCB-200	(1.37)		Conc.	0	
PCB-178	(1.41)		PCB-192	(1.91)		PCB-198/199	(1.85)	C	EMPC	0	
PCB-175	(2.28)		PCB-180/193	[4.86]	J EMPC C	PCB-196	(1.8)				
PCB-187	(2.13)		PCB-191	(1.79)		PCB-203	(1.73)		Deca	Conc.	Qualifiers
PCB-182	(2.08)		PCB-170	(2.56)		PCB-195	(3.59)		PCB-209	(3.47)	
PCB-183	(2.04)		PCB-190	(1.81)		PCB-194	(3.51)				
PCB-185	(2.36)		PCB-189	(1.69)		PCB-205	(3)				
			Conc.	0		Conc.	0				
			EMPC	4.86		EMPC	0				

Sample ID: Method Blank B2138_15770

Method 1668A

Client Data		Sample Data		Laboratory Data			
Name:	SLR International Corp	Matrix:	Aqueous	Project No.:	B2138	Date Received:	n/a
Project ID:	Former E.A. Nord Door Site	Weight/Volume:	1.00 L	Sample ID:	MB1_15770_PCB_SDS	Date Extracted:	20-Apr-2018
Date Collected:	n/a	pH	n/a	QC Batch No.:	15770	Date Analyzed:	04-May-2018
Analyte	Conc.	DL	EMPC	Qualifier	Standard	Recovery	
	pg/L	pg/L	pg/L			%	
PCB-77 33'44'-TeCB	ND	3.93			ES PCB-1	22.8	
PCB-81 344'5'-TeCB	ND	4.18			ES PCB-3	33.4	
PCB-105 233'44'-PeCB	ND	3.36			ES PCB-4	39.5	
PCB-114 2344'5'-PeCB	ND	3.26			ES PCB-15	78.5	
PCB-118 23'44'5'-PeCB	ND	3.17			ES PCB-19	62.7	
PCB-123 23'44'5'-PeCB	ND	3.21			ES PCB-37	62.2	
PCB-126 33'44'5'-PeCB	ND	3.72			ES PCB-54	56.4	
PCB-156/157 233'44'5'/233'44'5'-HxCB	ND	4.66		C	ES PCB-77	75.3	
PCB-167 23'44'55'-HxCB	ND	3.41			ES PCB-81	78.2	
PCB-169 33'44'55'-HxCB	ND	4.19			ES PCB-104	82.4	
PCB-189 233'44'55'-HpCB	ND	2.9			ES PCB-105	88.4	
					ES PCB-114	81.7	
					ES PCB-118	91.4	
					ES PCB-123	93.3	
					ES PCB-126	81.8	
					ES PCB-153	84.7	
					ES PCB-155	77.5	
					ES PCB-156/157	73.7	
					ES PCB-167	71.6	
					ES PCB-169	66.7	
					ES PCB-170	83.7	
					ES PCB-180	91.6	
					ES PCB-188	102	
					ES PCB-189	84.3	
					ES PCB-202	96.2	
					ES PCB-205	98	
					ES PCB-206	103	
					ES PCB-208	96.5	
					ES PCB-209	122	
					CS PCB-28	89.3	
					CS PCB-111	95	
					CS PCB-178	106	
TEQs (WHO 2005 M/H)							
ND = 0	0		0				
ND = 0.5 x DL	0.25		0.25				
ND = DL	0.5		0.5				
Totals							
Mono-CB	ND	13.3					
Di-CB	14.3						
Tri-CB	ND	24.3					
Tetra-CB	ND	5.4					
Penta-CB	ND	3.29					
Hexa-CB	ND	3.55					
Hepta-CB	ND	3.03					
Octa-CB	ND	3.82					
Nona-CB	ND	7.2					
Deca-CB	ND	6.73					
Total PCB (Mono-Deca)	14.3		14.3				



Sample ID: Method Blank B2138_15770 **Method 1668A**

<u>Client Data</u>			<u>Sample Data</u>			<u>Laboratory Data</u>											
Name: SLR International Corp			Matrix: Aqueous			Project No.: B2138			Date Received: n/a								
Project ID: Former E.A. Nord Door Site			Weight/Volume: 1.00 L			Sample ID: MB1_15770_PCB_SDS			Date Extracted: 20-Apr-2018								
Date Collected: n/a			pH: n/a			QC Batch No.: 15770			Date Analyzed: 04-May-2018								
			Units: pg/L			Checkcode: 497-154-FXV/A			Time Analyzed: 23:37:03								
Mono	Conc.	Qualifiers	Tri	Conc.	Qualifiers	Tetra	Conc.	Qualifiers	Tetra	Conc.	Qualifiers						
PCB-1	(14.6)		PCB-19	(37.8)		PCB-54	(6.08)		PCB-72	(3.72)							
PCB-2	(11.5)		PCB-30/18	(28.9)	C	PCB-50/53	(6.4)	C	PCB-68	(3.46)							
PCB-3	(12)		PCB-17	(33.5)		PCB-45	(7.77)		PCB-57	(3.97)							
			PCB-27	(24.6)		PCB-51	(5.93)		PCB-58	(3.78)							
Conc.	0		PCB-24	(26)		PCB-46	(7.89)		PCB-67	(3.62)							
EMPC	0		PCB-16	(44.8)		PCB-52	(6.4)		PCB-63	(3.51)							
			PCB-32	(23.1)		PCB-73	(4.92)		PCB-61/70/74/76	(3.7)	C						
Di	Conc.	Qualifiers	PCB-34	(10.4)		PCB-43	(7.88)		PCB-66	(3.86)							
PCB-4	(22.4)		PCB-23	(10.3)		PCB-69/49	(5.39)	C	PCB-55	(3.98)							
PCB-10	(14.7)		PCB-26/29	(10.2)	C	PCB-48	(6.65)		PCB-56	(4.02)							
PCB-9	(14.3)		PCB-25	(10.1)		PCB-44/47/65	(6.01)	C	PCB-60	(3.86)							
PCB-7	(12.9)		PCB-31	(9.53)		PCB-59/62/75	(4.76)	C	PCB-80	(3.41)							
PCB-6	(13.8)		PCB-28/20	(10.1)	C	PCB-42	(7.09)		PCB-79	(3.28)							
PCB-5	(13.5)		PCB-21/33	(9.87)	C	PCB-41	(8.71)		PCB-78	(4.09)							
PCB-8	(13)		PCB-22	(11)		PCB-71/40	(6.2)	C	PCB-81	(4.18)							
PCB-14	(11.3)		PCB-36	(9.57)		PCB-64	(4.42)		PCB-77	(3.93)							
PCB-11	14.3		PCB-39	(9.55)													
PCB-13/12	(13.1)	C	PCB-38	(10.4)													
PCB-15	(14.8)		PCB-35	(10.9)													
			PCB-37	(10.7)													
Conc.	14.3		Conc.	0					Conc.	0							
EMPC	14.3		EMPC	0					EMPC	0							
<p>5500 Business Drive Wilmington, NC 28405, USA Tel: +1 910 794-1613 www.us.sgs.com</p>						Totals			Conc.			EMPC					
												Mono-Tri			14.3		
												Tetra-Hexa			0		
												Hepta-Deca			0		
						Mono-Deca			14.3								

Sample ID: Method Blank B2138_15770						Method 1668A					
Penta	Conc.	Qualifiers	Penta	Conc.	Qualifiers	Hexa	Conc.	Qualifiers	Hexa	Conc.	Qualifiers
PCB-104	(3.02)		PCB-108/119/86/97/125/87	(3.4)	C	PCB-155	(1.95)		PCB-165	(2.22)	
PCB-96	(3.38)		PCB-117	(3.08)		PCB-152	(1.92)		PCB-146	(2.5)	
PCB-103	(3.79)		PCB-116/85	(3.63)	C	PCB-150	(1.92)		PCB-161	(2.02)	
PCB-94	(4.38)		PCB-110	(3.07)		PCB-136	(2.1)		PCB-153/168	(2.09)	C
PCB-95	(4.07)		PCB-115	(2.9)		PCB-145	(2.09)		PCB-141	(2.74)	
PCB-100/93	(3.89)	C	PCB-82	(4.85)		PCB-148	(2.6)		PCB-130	(3.06)	
PCB-102	(3.77)		PCB-111	(2.82)		PCB-151/135	(2.74)	C	PCB-137	(2.55)	
PCB-98	(4.19)		PCB-120	(2.79)		PCB-154	(2.35)		PCB-164	(2.03)	
PCB-88	(4.33)		PCB-107/124	(3.11)	C	PCB-144	(2.66)		PCB-163/138/129	(2.53)	C
PCB-91	(3.59)		PCB-109	(2.84)		PCB-147/149	(2.64)	C	PCB-160	(2.07)	
PCB-84	(4.72)		PCB-123	(3.21)		PCB-134	(3.34)		PCB-158	(1.86)	
PCB-89	(4.52)		PCB-106	(3.1)		PCB-143	(2.7)		PCB-128/166	(3.53)	C
PCB-121	(2.99)		PCB-118	(3.17)		PCB-139/140	(2.61)	C	PCB-159	(2.95)	
PCB-92	(4.29)		PCB-122	(3.46)		PCB-131	(2.98)		PCB-162	(3.05)	
PCB-113/90/101	(3.45)	C	PCB-114	(3.26)		PCB-142	(3)		PCB-167	(3.41)	
PCB-83	(5.44)		PCB-105	(3.36)		PCB-132	(2.85)		PCB-156/157	(4.66)	C
PCB-99	(3.44)		PCB-127	(3.1)		PCB-133	(2.66)		PCB-169	(4.19)	
PCB-112	(3.13)		PCB-126	(3.72)							
			Conc.	0					Conc.	0	
			EMPC	0					EMPC	0	
Hepta	Conc.	Qualifiers	Hepta	Conc.	Qualifiers	Octa	Conc.	Qualifiers	Nona	Conc.	Qualifiers
PCB-188	(1.77)		PCB-174	(3.73)		PCB-202	(3.02)		PCB-208	(4.58)	
PCB-179	(1.86)		PCB-177	(3.87)		PCB-201	(2.83)		PCB-207	(4.04)	
PCB-184	(1.93)		PCB-181	(3.48)		PCB-204	(2.98)		PCB-206	(9.83)	
PCB-176	(1.75)		PCB-171/173	(4.03)	C	PCB-197	(2.81)				
PCB-186	(1.87)		PCB-172	(3.86)		PCB-200	(2.96)		Conc.	0	
PCB-178	(2.47)		PCB-192	(3)		PCB-198/199	(3.99)	C	EMPC	0	
PCB-175	(3.59)		PCB-180/193	(3.11)	C	PCB-196	(3.88)				
PCB-187	(3.34)		PCB-191	(2.81)		PCB-203	(3.74)		Deca	Conc.	Qualifiers
PCB-182	(3.27)		PCB-170	(3.63)		PCB-195	(5.54)		PCB-209	(6.73)	
PCB-183	(3.2)		PCB-190	(2.56)		PCB-194	(5.4)				
PCB-185	(3.71)		PCB-189	(2.9)		PCB-205	(4.62)				
			Conc.	0		Conc.	0				
			EMPC	0		EMPC	0				



METHOD 1668A

PCB ONGOING PRECISION AND RECOVERY (OPR)

FORM 8A

Lab Name: SGS North America
 Initial Calibration: ICAL: MM7_PCB_06072017_03MAR2018
 Instrument ID: MM7 GC Column ID:
 VER Data Filename: 180504X02 Analysis Date: 04-MAY-2018 22:38:51
 Lab ID: OPR1_15770_PCB

NATIVE ANALYTES	SPIKE CONC. (pg/uL)	RECOVERY (%)	RANGE (%)			OK
PCB-1 2-MoCB	50	110	50	-	150	Y
PCB-3 4-MoCB	50	97.4	50	-	150	Y
PCB-4 22'-DiCB	50	99.9	50	-	150	Y
PCB-15 44'-DiCB	50	113	50	-	150	Y
PCB-19 22'6-TrCB	50	99.5	50	-	150	Y
PCB-37 344'-TrCB	50	103	50	-	150	Y
PCB-54 22'66'-TeCB	50	93.4	50	-	150	Y
PCB-77 33'44'-TeCB	50	110	50	-	150	Y
PCB-81 344'5-TeCB	50	112	50	-	150	Y
PCB-104 22'466'-PeCB	50	101	50	-	150	Y
PCB-105 233'44'-PeCB	50	104	50	-	150	Y
PCB-114 2344'5-PeCB	50	111	50	-	150	Y
PCB-118 23'44'5-PeCB	50	102	50	-	150	Y
PCB-123 23'44'5'-PeCB	50	109	50	-	150	Y
PCB-126 33'44'5-PeCB	50	121	50	-	150	Y
PCB-155 22'44'66'-HxCB	50	101	50	-	150	Y
PCB-156/157 ...-HxCB	100	111	50	-	150	Y
PCB-167 23'44'55'-HxCB	50	115	50	-	150	Y
PCB-169 33'44'55'-HxCB	50	113	50	-	150	Y
PCB-188 22'34'566'-HpCB	50	93	50	-	150	Y
PCB-189 233'44'55'-HpCB	50	116	50	-	150	Y
PCB-202 22'33'55'66'-OcCB	50	92.8	50	-	150	Y
PCB-205 233'44'55'6-OcCB	50	100	50	-	150	Y
PCB-206 22'33'44'55'6-NoCB	50	106	50	-	150	Y
PCB-208 22'33'455'66'-NoCB	50	110	50	-	150	Y
PCB-209 DeCB	50	105	50	-	150	Y

Contract-required recovery limits for OPR as specified in Table 6,
 Method 1668A.

Processed: 07 May 2018 07:02 Analyst: MS

**METHOD 1668A****PCB ONGOING PRECISION AND RECOVERY (OPR)****FORM 8B**

Lab Name: SGS North America
Initial Calibration: ICAL: MM7_PCB_06072017_03MAR2018
Instrument ID: MM7 GC Column ID:
VER Data Filename: 180504X02 Analysis Date: 04-MAY-2018 22:38:51
Lab ID: OPR1_15770_PCB

LABELLED STANDARDS	SPIKE CONC. (pg/uL)	RECOVERY (%)	RANGE (%)			OK
ES PCB-1	100	6.02	15	-	140	N
ES PCB-3	100	26.3	15	-	140	Y
ES PCB-4	100	33.8	30	-	140	Y
ES PCB-15	100	159	30	-	140	N
ES PCB-19	100	102	30	-	140	Y
ES PCB-37	100	79.3	30	-	140	Y
ES PCB-54	100	74.2	30	-	140	Y
ES PCB-77	100	85.3	30	-	140	Y
ES PCB-81	100	83	30	-	140	Y
ES PCB-104	100	112	30	-	140	Y
ES PCB-105	100	98.4	30	-	140	Y
ES PCB-114	100	89.8	30	-	140	Y
ES PCB-118	100	97.8	30	-	140	Y
ES PCB-123	100	98	30	-	140	Y
ES PCB-126	100	88.4	30	-	140	Y
ES PCB-153	100	93.8	30	-	140	Y
ES PCB-155	100	95.3	30	-	140	Y
ES PCB-156/157	200	79.1	30	-	140	Y
ES PCB-167	100	79	30	-	140	Y
ES PCB-169	100	75.4	30	-	140	Y
ES PCB-170	100	84.7	30	-	140	Y
ES PCB-180	100	89	30	-	140	Y
ES PCB-188	100	119	30	-	140	Y
ES PCB-189	100	85.5	30	-	140	Y
ES PCB-202	100	102	30	-	140	Y
ES PCB-205	100	99.1	30	-	140	Y
ES PCB-206	100	97.6	30	-	140	Y
ES PCB-208	100	96.1	30	-	140	Y
ES PCB-209	100	122	30	-	140	Y
CLEANUP STANDARDS						
CS PCB-28	100	87.3	40	-	125	Y
CS PCB-111	100	97.6	40	-	125	Y
CS PCB-178	100	109	40	-	125	Y

Processed: 07 May 2018 07:02 Analyst: MS



Sample Receipt Notification

5500 Business Drive
 Wilmington, NC 28405 USA
 Tel: 910 794-1613
 Toll Free: 866 846-8290
 Fax: 910 794-3919

Project Manager: Amy Boehm
Receipt Date & Time: 06-Apr-18 at 09:45
AP Project name: B2138
Requested TAT: 21 days
Projected due date: 27-Apr-18
Matrix: Aqueous
Phone#: 910-794-1613
Email Address: Amy.Boehm@sgs.com

Company Contact: Chris Kramer
Company: SLR International Corp
Project Name & Site: Former E.A. Nord Door Site
Project PO#: 108.00228.00048
QAAP/Contract #: N/A
Requested Analysis: Methods 8290A & 1668A
Phone#: 503-723-4423
Email Address: ckramer@slrconsulting.com

Client Smp ID	AP Smp ID	Sample Condition & Notes	Quantity	Size	Sampling Date	Sampling Time	Received Temp	Container #	Shipping #
NTD-SW-East-0418	B2138_001	WT	2	1-Liter Amber	05-Apr-18	07:55	3.6	1	7804 0160 2070
NTD-SW-West-0418	B2138_002	WT	2	1-Liter Amber	05-Apr-18	08:30	3.6	1	7804 0160 2070
NTD-SW-3"-0418	B2138_003	WT	2	1-Liter Amber	04-Apr-18	10:50	3.6	1	7804 0160 2070
NTD-SW-8"-0418	B2138_004	WT	2	1-Liter Amber	04-Apr-18	11:15	3.6	1	7804 0160 2070

Preservation Type: Sample Seals: No

Notes/Comments:
 Samples received intact.

Any un-extracted sample will be stored for 90 days from reporting date. Additional storage fees may apply for any samples stored longer than 90 days.

Received by: Ashley Owens

Logged in by: Ashley Owens

QC'ed by: AK 10 Apr 18

All services are rendered in accordance with the applicable SGS General Conditions of Service accessible via: http://www.sgs.com/terms_and_conditions.htm



FINAL LAB REPORT

Prepared by

SGS NORTH AMERICA

Prepared for

This report is approved by

This document is issued by the Company under its General Conditions of Service accessible at http://www.sgs.com/en/terms_and_conditions.htm. Attention is drawn to the limitation of liability, indemnification and jurisdiction issues defined therein.

SGS remains committed to serving you in the most effective manner. Should you have any questions or need additional information and technical support, please do not hesitate to contact us.

The management and staff of SGS welcomes customer feedback, both positive and negative, as we continually improve our services. Please visit our web site at www.sgs.com/ultratrace and click on the 'Email Us' link or go to our survey [here](#). Thank you for choosing SGS.

Any holder of this document is advised that it is a final submission and supersedes and voids all prior reports with the same report or identification number. The information contained hereon reflects the Company's findings at the time of its intervention only and within the limits of Client's instructions, if any. The Company's sole responsibility in conducting the work herein is to its Client and does not exonerate parties to a transaction from exercising all of their rights and obligations under such applicable transaction documents. This report may be reproduced in full only. The Company expressly disclaims any and all liability for the Client's use of or reliance upon the data contained herein. Any alteration, forgery or falsification of the content or appearance of this document which is not expressly authorized by the Company is unlawful and offenders may be prosecuted to the fullest extent of the law. Results reported relate only to the items tested.



PROJECT INFORMATION SUMMARY *(When applicable, see QC Annotations for details)*

Client Project
SGS Project #
Analytical Protocol(s)
No. Samples Submitted
Additional QC Sample(s)
No. Laboratory Method Blanks
No. OPRs / Batch CS3
Date Received
Condition Received
Temperature upon Receipt (°C)
Extraction within Holding Time
Analysis within Holding Time



QC ANNOTATIONS:

1. Please see Appendices attached for data qualifier/attribute and lab identifier descriptions which may be contained in the project.

APPENDIX A: GENERAL DATA QUALIFIERS / DATA ATTRIBUTES

B	The analyte was found in the method blank, at a concentration that was at least 10% of the concentration in the sample.
C	Two or more congeners co-elute. In EDDs, C denotes the lowest IUPAC congener in a co-elution group and additional co-eluters for the group are shown with the number of the lowest IUPAC co-eluter.
E	The reported concentration exceeds the calibration range (upper point of the calibration curve) and is an estimated value.
EMPC	Represents an Estimated Maximum Possible Concentration. EMPCs arise in cases where the signal/noise ratio is not sufficient for peak identification (the determined ion-abundance ratio is outside the allowed theoretical range), or where there is a co-eluting interference.
H/h	If the standard recovery is below the method or SOP specified value "H" is assigned. If the obtained value is less than half the specified value "h" is assigned.
J	Indicates that an analyte has a concentration below the reporting limit (lowest point of the calibration curve) and is an estimated value.
ND	Indicates a non-detect.
NR or R	Indicates a value that is not reportable.
PR	Due to interference, the associated congener is poorly resolved.
QI	Indicates the presence of a quantitative interference.
SI	Denotes "Single Ion Mode" and is utilized for PCBs where the secondary ion trace has a significantly elevated noise level due to background PFK. Responses for such peaks are calculated using an EMPC approach based solely on the primary ion area(s) and may be considered estimates.
U	The analyte was not detected. The estimated detection limit (EDL) may be reported for this analyte.
V	The labeled standard recovery was found to be outside of the method control limits.



APPENDIX B: DRBC/TMDL SPECIFIC DATA QUALIFIERS / DATA ATTRIBUTES

J	The reported result is an estimate. The value is less than the minimum calibration level but greater than the estimated detection limit (EDL).
U	The analyte was not detected in the sample at the estimated detection limit (EDL).
E	The reported concentration is an estimate. The value exceeds the upper calibration range (upper point of the calibration curve).
D	Dilution Data. Result was obtained from the analysis of a dilution.
B	Analyte found in the sample and associated method blank.
C	Co-eluting congener
Cxx	Co-elutes with the indicated congener, data is reported under the lowest IUPAC congener. 'Xx' denotes the IUPAC number with the lowest numerical designated congener.
NR	Analyte is not reportable because of problems in sample preparation or analysis.
V	Labeled standard recovery is not within method control limits.
X	Results from re-injection/repeat/second-column analysis.
EMPC	Estimated maximum possible concentration. Indicates that a peak is identified but did not meet the method specified ion-abundance ratio.

APPENDIX C: LAB IDENTIFIERS

AR	Indicates use of the archived portion of the sample extract.
CU	Indicates a sample that required additional clean-up prior to MS injection/processing.
D	Indicates a dilution of the sample extract. The number that follows the "D" indicates the dilution factor.
DE	Indicates a dilution performed with the addition of ES (extraction standard) solution.
DUP	Designation for a duplicate sample.
MS	Designation for a matrix spike.
MSD	Designation for a matrix spike duplicate.
RJ	Indicates a reinjection of the sample extract.
S	Indicates a sample split. The number that follows the "S" indicates the split factor.



SGS CERTIFICATIONS


Arkansas	88-0682
California (ELAP)	ELAP Cert #2914
CLIA	34D1013708
Connecticut	PH-0258
USDA Soil Permit	P330-17-00055
American Association for Laboratory Accreditation (A2LA)	2726.01 (ISO 17025:2005, 2009 TNI, DoD ELAP QSM 5.0)
Florida DOH	E87634
Louisiana DEQ	4115
Louisiana DOH	LA180027
Maine	2016028
Massachusetts	M-NC919
Minnesota (Primary NELAP For Method 23)	1179213
Mississippi	Reciprocity
Nebraska	NE-OS-33-17
New Hampshire	208317 & 208517
New Jersey	NC100
New York	11685
North Carolina DEQ	481
North Dakota	R-197
Oregon	NC200002
Pennsylvania	68-03675
South Carolina	99029002
Texas	T104704260
US Coast Guard	16714/159.317/SGS
Virginia	9502
Washington	C913
West Virginia	293

Rev. 13-Mar-2018

Sample ID: NTD-Sed-0418

Method 8290A

Client Data		Sample Data		Laboratory Data			
Name:	SLR International Corp	Matrix:	Solid	Lab Project ID:	B2137	Date Received:	06-Apr-2018
Project ID:	Former E.A. Nord Door Site	Weight/Volume:	12.44 g	Lab Sample ID:	B2137_15734_DF_001	Date Extracted:	11-Apr-2018
Date Collected:	04-Apr-2018	% Solid:	52.3 %	QC Batch No:	15734	Date Analyzed:	04-May-2018
		Split:	-	Dilution:	-	Time Analyzed:	6:27:27
Analyte	Conc. (pg/g)	DL (pg/g)	EMPC (pg/g)	Qualifiers	Standard	ES Recoveries	Qualifiers
2378-TCDD	2.44				ES 2378-TCDD	80.5	
12378-PeCDD	15.2				ES 12378-PeCDD	72.2	
123478-HxCDD	34.3				ES 123478-HxCDD	62.5	
123678-HxCDD	100				ES 123678-HxCDD	65	
123789-HxCDD	66.5				ES 123789-HxCDD	59.6	
1234678-HpCDD	2,620				ES 1234678-HpCDD	51	
OCDD	23,700			E	ES OCDD	27.5	
2378-TCDF	4.45				ES 2378-TCDF	77.6	
12378-PeCDF	5.14				ES 12378-PeCDF	69.8	
23478-PeCDF	11.6				ES 23478-PeCDF	63.6	
123478-HxCDF	24.5				ES 123478-HxCDF	63	
123678-HxCDF	23.3				ES 123678-HxCDF	61	
234678-HxCDF	34.1				ES 234678-HxCDF	52.2	
123789-HxCDF	ND	0.566			ES 123789-HxCDF	59	
1234678-HpCDF	554				ES 1234678-HpCDF	49.2	
1234789-HpCDF	30.8				ES 1234789-HpCDF	48.3	
OCDF	1,210				ES OCDF	31	
Totals					Standard	CS Recoveries	
Total TCDD	25.4		25.7		CS 37Cl-2378-TCDD	87.2	
Total PeCDD	85.8		85.8		CS 12347-PeCDD	78.6	
Total HxCDD	682		682		CS 12346-PeCDF	81.1	
Total HpCDD	4,570		4,570		CS 123469-HxCDF	71.2	
Total TCDF	61.4		63.3		CS 1234689-HpCDF	59.8	
Total PeCDF	214		214				
Total HxCDF	712		719				
Total HpCDF	1,520		1,520				
Total PCDD/Fs	32,800		32,800				
ITEF TEQs							
TEQ: ND=0	102		102				
TEQ: ND=DL/2	102	0.575	102				
TEQ: ND=DL	102	1.15	102				




5500 Business Drive
Wilmington, NC 28405, USA
www.us.sgs.com
Tel: +1 910 794-1613; Toll-Free 866 846-8290

Sample ID: Method Blank B2137_15734

Method 8290A

Client Data		Sample Data		Laboratory Data			
Name:	SLR International Corp	Matrix:	Solid	Lab Project ID:	B2137	Date Received:	n/a
Project ID:	Former E.A. Nord Door Site	Weight/Volume:	10.00 g	Lab Sample ID	MB1_15734_DF_SDS	Date Extracted:	11-Apr-2018
Date Collected:	n/a	% Solid:	n/a	QC Batch No:	15734	Date Analyzed:	04-May-2018
		Split:	-	Dilution:	-	Time Analyzed:	4:51:53
Analyte	Conc. (pg/g)	DL (pg/g)	EMPC (pg/g)	Qualifiers	Standard	ES Recoveries	Qualifiers
2378-TCDD	ND	0.239			ES 2378-TCDD	83	
12378-PeCDD	ND	0.118			ES 12378-PeCDD	86.4	
123478-HxCDD	ND	0.127			ES 123478-HxCDD	82.4	
123678-HxCDD	ND	0.137			ES 123678-HxCDD	82.1	
123789-HxCDD	ND	0.13			ES 123789-HxCDD	84.4	
1234678-HpCDD	ND	0.119			ES 1234678-HpCDD	83.2	
OCDD	2.26			J	ES OCDD	62.3	
2378-TCDF	ND	0.141			ES 2378-TCDF	86	
12378-PeCDF	ND	0.107			ES 12378-PeCDF	89.8	
23478-PeCDF	ND	0.111			ES 23478-PeCDF	84.3	
123478-HxCDF	ND	0.0812			ES 123478-HxCDF	76.8	
123678-HxCDF	ND	0.0799			ES 123678-HxCDF	76.4	
234678-HxCDF	ND	0.0834			ES 234678-HxCDF	76.2	
123789-HxCDF	ND	0.0929			ES 123789-HxCDF	78.9	
1234678-HpCDF	ND	0.118			ES 1234678-HpCDF	80.9	
1234789-HpCDF	ND	0.12			ES 1234789-HpCDF	77.9	
OCDF	ND	0.167			ES OCDF	67.6	
Totals					Standard	CS Recoveries	
Total TCDD	ND	0.239	ND		CS 37Cl-2378-TCDD	93.1	
Total PeCDD	ND	0.118	ND		CS 12347-PeCDD	95.8	
Total HxCDD	ND	0.131	ND		CS 12346-PeCDF	94	
Total HpCDD	ND	0.119	ND		CS 123469-HxCDF	87.6	
					CS 1234689-HpCDF	86.7	
Total TCDF	ND	0.141	ND				
Total PeCDF	ND	0.109	ND				
Total HxCDF	ND	0.084	ND				
Total HpCDF	ND	0.119	ND				
Total PCDD/Fs	2.26		2.26				
ITEF TEQs							
TEQ: ND=0	0.00226		0.00226				
TEQ: ND=DL/2	0.227	0.225	0.227				
TEQ: ND=DL	0.452	0.45	0.452				



5500 Business Drive
Wilmington, NC 28405, USA
www.us.sgs.com
Tel: +1 910 794-1613; Toll-Free 866 846-8290

METHOD 8290A**PCDD/F ONGOING PRECISION AND RECOVERY (OPR)****FORM 8A**

Lab Name: SGS North America
 Initial Calibration: ICAL: MM3_DF_09062018_09OCT2017
 Instrument ID: MM3 GC Column ID: ZB-5ms
 VER Data Filename: 180504R02 Analysis Date: 04-MAY-2018 02:28:30
 Lab ID: OPR1_15734_DF

NATIVE ANALYTES	SPIKE CONC.	CONC. FOUND	RANGE (ng/mL)			OK
2,3,7,8-TCDD	10	9.96	6.7	-	15.8	Y
1,2,3,7,8-PeCDD	50	47	35	-	71	Y
1,2,3,4,7,8-HxCDD	50	52.4	35	-	82	Y
1,2,3,6,7,8-HxCDD	50	51.8	38	-	67	Y
1,2,3,7,8,9-HxCDD	50	48.9	32	-	81	Y
1,2,3,4,6,7,8-HpCDD	50	52.5	35	-	70	Y
OCDD	100	113	78	-	144	Y
2,3,7,8-TCDF	10	9.93	7.5	-	15.8	Y
1,2,3,7,8-PeCDF	50	52.5	40	-	67	Y
2,3,4,7,8-PeCDF	50	52.3	34	-	80	Y
1,2,3,4,7,8-HxCDF	50	51.7	36	-	67	Y
1,2,3,6,7,8-HxCDF	50	50.1	42	-	65	Y
2,3,4,6,7,8-HxCDF	50	53.7	35	-	78	Y
1,2,3,7,8,9-HxCDF	50	52.1	39	-	65	Y
1,2,3,4,6,7,8-HpCDF	50	57.3	41	-	61	Y
1,2,3,4,7,8,9-HpCDF	50	56.1	39	-	69	Y
OCDF	100	107	63	-	170	Y

Contract-required concentration limits for OPR as specified in Table 6,
 Method 1613. 10/94

Processed: 04 May 2018 11:43 Analyst: pw

METHOD 8290A

PCDD/F ONGOING PRECISION AND RECOVERY (OPR)

FORM 8B

Lab Name: SGS North America
 Initial Calibration: ICAL: MM3_DF_09062018_09OCT2017
 Instrument ID: MM3 GC Column ID: ZB-5ms
 VER Data Filename: 180504R02 Analysis Date: 04-MAY-2018 02:28:30
 Lab ID: OPR1_15734_DF

LABELED ANALYTES	SPIKE CONC.	CONC. FOUND	RANGE (ng/mL)			OK
13C-2,3,7,8-TCDD	100	72.9	20	-	175	Y
13C-1,2,3,7,8-PeCDD	100	85.8	21	-	227	Y
13C-1,2,3,4,7,8-HxCDD	100	76.4	21	-	193	Y
13C-1,2,3,6,7,8-HxCDD	100	77.9	25	-	163	Y
13C-1,2,3,7,8,9-HxCDD	100	81.8	26	-	166	Y
13C-1,2,3,4,6,7,8-HpCDD	100	83.1	26	-	166	Y
13C-OCDD	200	103	26	-	397	Y
13C-2,3,7,8-TCDF	100	76.3	22	-	152	Y
13C-1,2,3,7,8-PeCDF	100	80.4	21	-	192	Y
13C-2,3,4,7,8-PeCDF	100	79.9	13	-	328	Y
13C-1,2,3,4,7,8-HxCDF	100	69.1	19	-	202	Y
13C-1,2,3,6,7,8-HxCDF	100	70.8	21	-	159	Y
13C-2,3,4,6,7,8-HxCDF	100	71	22	-	176	Y
13C-1,2,3,7,8,9-HxCDF	100	72.8	17	-	205	Y
13C-1,2,3,4,6,7,8-HpCDF	100	76	21	-	158	Y
13C-1,2,3,4,7,8,9-HpCDF	100	73.4	20	-	186	Y
13C-OCDF	200	109	26	-	397	Y
CLEANUP STANDARD						
37Cl-2,3,7,8-TCDD	40	32.5	12.4	-	76.4	Y

Contract-required concentration limits for OPR as specified in Table 6,
 Method 1613. 10/94

Processed: 04 May 2018 11:43 Analyst: pw

Sample ID: NTD-Sed-0418

Method 1668A

Client Data		Sample Data		Laboratory Data			
Name:	SLR International Corp	Matrix:	Solid	Project No.:	B2137	Date Received:	06-Apr-2018
Project ID:	Former E.A. Nord Door Site	Weight/Volume:	12.44 g	Sample ID:	B2137_15734_PCB_001	Date Extracted:	11-Apr-2018
Date Collected:	04-Apr-2018	% Solid	52.3 %	QC Batch No.:	15734	Date Analyzed:	04-May-2018
Analyte	Conc.	DL	EMPC	Qualifier	Standard	Recovery	
	pg/g	pg/g	pg/g			%	
PCB-77 33'44'-TeCB	211				ES PCB-1	21.6	
PCB-81 344'5'-TeCB	40.8				ES PCB-3	47.4	
PCB-105 233'44'-PeCB	551				ES PCB-4	54.6	
PCB-114 2344'5'-PeCB	70.1				ES PCB-15	151 V	
PCB-118 23'44'5'-PeCB	1,240				ES PCB-19	111	
PCB-123 23'44'5'-PeCB	60.4				ES PCB-37	81.4	
PCB-126 33'44'5'-PeCB	46				ES PCB-54	62.9	
PCB-156/157 233'44'5'/233'44'5'-HxCB	249			C	ES PCB-77	70.2	
PCB-167 23'44'55'-HxCB	89.9				ES PCB-81	78.5	
PCB-169 33'44'55'-HxCB	50.3				ES PCB-104	122	
PCB-189 233'44'55'-HpCB	EMPC		47.8		ES PCB-105	63.8	
					ES PCB-114	61.8	
TEQs (WHO 2005 M/H)					ES PCB-118	71.8	
					ES PCB-123	77.2	
ND = 0	6.21		6.21		ES PCB-126	48.8	
ND = 0.5 x DL	6.21		6.21		ES PCB-153	112	
ND = DL	6.21		6.21		ES PCB-155	153 V	
					ES PCB-156/157	58.4	
Totals					ES PCB-167	70.3	
Mono-CB	111				ES PCB-169	47.1	
Di-CB	1,370				ES PCB-170	109	
Tri-CB	8,590				ES PCB-180	113	
Tetra-CB	15,100				ES PCB-188	139	
Penta-CB	12,900		12,900		ES PCB-189	89.1	
Hexa-CB	7,330				ES PCB-202	92.8	
Hepta-CB	3,420		3,540		ES PCB-205	91.1	
Octa-CB	1,060				ES PCB-206	103	
Nona-CB	351				ES PCB-208	103	
Deca-CB	166				ES PCB-209	124	
					CS PCB-28	50.9	
Total PCB (Mono-Deca)	50,400		50,600		CS PCB-111	62.9	
					CS PCB-178	82.8	

Checkcode: 919-213-BDQ/A

SGS North America - PCB v0.82

Report Created: 05-May-2018 15:02 Analyst: MS



Sample ID: NTD-Sed-0418 **Method 1668A**

<u>Client Data</u>			<u>Sample Data</u>			<u>Laboratory Data</u>														
Name: SLR International Corp			Matrix: Solid			Project No.: B2137			Date Received: 06-Apr-2018											
Project ID: Former E.A. Nord Door Site			Weight/Volume: 12.44 g			Sample ID: B2137_15734_PCB_001			Date Extracted: 11-Apr-2018											
Date Collected: 04-Apr-2018			% Solid: 52.3 %			QC Batch No.: 15734			Date Analyzed: 04-May-2018											
			Units: pg/g			Checkcode: 919-213-BDQ/A			Time Analyzed: 13:33:45											
Mono	Conc.	Qualifiers	Tri	Conc.	Qualifiers	Tetra	Conc.	Qualifiers	Tetra	Conc.	Qualifiers									
PCB-1	37.7		PCB-19	109		PCB-54	51.9		PCB-72	55.9										
PCB-2	29.6		PCB-30/18	1,350	C	PCB-50/53	322	C	PCB-68	52.2										
PCB-3	43.8		PCB-17	741		PCB-45	192		PCB-57	44.6										
			PCB-27	138		PCB-51	299		PCB-58	43.1										
Conc.	111		PCB-24	57.8		PCB-46	139		PCB-67	92.3										
EMPC	111		PCB-16	670		PCB-52	2,050		PCB-63	94										
			PCB-32	511		PCB-73	62.4		PCB-61/70/74/76	2,640	C									
Di	Conc.	Qualifiers	PCB-34	35		PCB-43	99.1		PCB-66	1,440										
PCB-4	116		PCB-23	25.6		PCB-69/49	1,220	C	PCB-55	56.1										
PCB-10	23.5		PCB-26/29	321	C	PCB-48	401		PCB-56	719										
PCB-9	25.6		PCB-25	213		PCB-44/47/65	1,940	C	PCB-60	285										
PCB-7	21.4		PCB-31	1,230		PCB-59/62/75	240	C	PCB-80	37.6										
PCB-6	83.5		PCB-28/20	1,440	C	PCB-42	534		PCB-79	50.4										
PCB-5	19.2		PCB-21/33	654	C	PCB-41	114		PCB-78	33.9										
PCB-8	247		PCB-22	495		PCB-71/40	877	C	PCB-81	40.8										
PCB-14	24.1		PCB-36	31.6		PCB-64	668		PCB-77	211										
PCB-11	347		PCB-39	42.1																
PCB-13/12	117	C	PCB-38	30.8																
PCB-15	347		PCB-35	82.6																
			PCB-37	412																
Conc.	1,370		Conc.	8,590					Conc.	15,100										
EMPC	1,370		EMPC	8,590					EMPC	15,100										
<p>5500 Business Drive Wilmington, NC 28405, USA Tel: +1 910 794-1613 www.us.sgs.com</p>						Totals			Conc.			EMPC								
												Mono-Tri			10,100			10,100		
												Tetra-Hexa			35,300			35,400		
												Hepta-Deca			5,000			5,110		
						Mono-Deca			50,400			50,600								

Sample ID: NTD-Sed-0418						Method 1668A					
Penta	Conc.	Qualifiers	Penta	Conc.	Qualifiers	Hexa	Conc.	Qualifiers	Hexa	Conc.	Qualifiers
PCB-104	40.5		PCB-108/119/86/97/125/87	1,310	C	PCB-155	51.9		PCB-165	35.9	
PCB-96	48.2		PCB-117	84.5		PCB-152	33.6		PCB-146	221	
PCB-103	86.1		PCB-116/85	312	C	PCB-150	41.9		PCB-161	31.6	
PCB-94	74.7		PCB-110	1,860		PCB-136	197		PCB-153/168	974	C
PCB-95	1,580		PCB-115	(9.14)		PCB-145	33.5		PCB-141	245	
PCB-100/93	184	C	PCB-82	234		PCB-148	51.3		PCB-130	107	
PCB-102	167		PCB-111	39		PCB-151/135	609	C	PCB-137	65.4	
PCB-98	(13.8)		PCB-120	41.2		PCB-154	82.6		PCB-164	115	
PCB-88	423		PCB-107/124	118	C	PCB-144	116		PCB-163/138/129	1,180	C
PCB-91	(11.7)		PCB-109	113		PCB-147/149	1,280	C	PCB-160	31.8	
PCB-84	632		PCB-123	60.4		PCB-134	121		PCB-158	132	
PCB-89	76.3		PCB-106	31		PCB-143	53.7		PCB-128/166	294	C
PCB-121	48.4		PCB-118	1,240		PCB-139/140	110	C	PCB-159	52.3	
PCB-92	428		PCB-122	54		PCB-131	92.3		PCB-162	42.9	
PCB-113/90/101	1,860	C	PCB-114	70.1		PCB-142	(0.653)		PCB-167	89.9	
PCB-83	151		PCB-105	551		PCB-132	485		PCB-156/157	249	C
PCB-99	891		PCB-127	41.3		PCB-133	55.2		PCB-169	50.3	
PCB-112	[35.2]	EMPC	PCB-126	46							
			Conc.	12,900					Conc.	7,330	
			EMPC	12,900					EMPC	7,330	
Hepta	Conc.	Qualifiers	Hepta	Conc.	Qualifiers	Octa	Conc.	Qualifiers	Nona	Conc.	Qualifiers
PCB-188	34.1		PCB-174	439		PCB-202	83		PCB-208	96.7	
PCB-179	155		PCB-177	248		PCB-201	60.6		PCB-207	47.3	
PCB-184	30.7		PCB-181	42.7		PCB-204	35		PCB-206	207	
PCB-176	64.8		PCB-171/173	185	C	PCB-197	42				
PCB-186	29.8		PCB-172	90		PCB-200	51		Conc.	351	
PCB-178	76.5		PCB-192	35.2		PCB-198/199	213	C	EMPC	351	
PCB-175	64.5		PCB-180/193	688	C	PCB-196	86.4				
PCB-187	548		PCB-191	46.9		PCB-203	117		Deca	Conc.	Qualifiers
PCB-182	47.7		PCB-170	277		PCB-195	107		PCB-209	166	
PCB-183	251		PCB-190	68.8		PCB-194	217				
PCB-185	[65.6]	EMPC	PCB-189	[47.8]	EMPC	PCB-205	47.4				
			Conc.	3,420		Conc.	1,060				
			EMPC	3,540		EMPC	1,060				



Sample ID: Method Blank B2137_15734

Method 1668A

Client Data		Sample Data		Laboratory Data			
Name:	SLR International Corp	Matrix:	Solid	Project No.:	B2137	Date Received:	n/a
Project ID:	Former E.A. Nord Door Site	Weight/Volume:	10.00 g	Sample ID:	MB1_15734_PCB_SDS	Date Extracted:	11-Apr-2018
Date Collected:	n/a	% Solid	n/a	QC Batch No.:	15734	Date Analyzed:	04-May-2018
Analyte	Conc.	DL	EMPC	Qualifier	Standard	Recovery	
	pg/g	pg/g	pg/g			%	
PCB-77 33'44'-TeCB	ND	0.532			ES PCB-1	38.1	
PCB-81 344'5'-TeCB	ND	0.494			ES PCB-3	42.7	
PCB-105 233'44'-PeCB	1.06				ES PCB-4	47.6	
PCB-114 2344'5'-PeCB	ND	0.335			ES PCB-15	64.1	
PCB-118 23'44'5'-PeCB	2.44				ES PCB-19	54.4	
PCB-123 23'44'5'-PeCB	ND	0.325			ES PCB-37	85.4	
PCB-126 33'44'5'-PeCB	ND	0.388			ES PCB-54	67.6	
PCB-156/157 233'44'5'/233'44'5'-HxCB	ND	0.531		C	ES PCB-77	92.8	
PCB-167 23'44'55'-HxCB	ND	0.346			ES PCB-81	96.3	
PCB-169 33'44'55'-HxCB	ND	0.449			ES PCB-104	78.9	
PCB-189 233'44'55'-HpCB	ND	0.295			ES PCB-105	96	
					ES PCB-114	76.9	
					ES PCB-118	86.4	
					ES PCB-123	92.7	
TEQs (WHO 2005 M/H)					ES PCB-126	90.3	
ND = 0	0.000105		0.000105		ES PCB-153	85.6	
ND = 0.5 x DL	0.0264		0.0264		ES PCB-155	68.2	
ND = DL	0.0526		0.0526		ES PCB-156/157	77.2	
					ES PCB-167	79	
Totals					ES PCB-169	67.9	
Mono-CB	ND	0.589			ES PCB-170	93.3	
Di-CB	9.26				ES PCB-180	90.9	
Tri-CB	10.9		17.5		ES PCB-188	91.6	
Tetra-CB	38.7		42.2		ES PCB-189	88.8	
Penta-CB	14.8		16.3		ES PCB-202	101	
Hexa-CB	ND	0.404			ES PCB-205	95	
Hepta-CB			0.401		ES PCB-206	94.8	
Octa-CB	ND	0.351			ES PCB-208	101	
Nona-CB	ND	0.811			ES PCB-209	116	
Deca-CB	ND	0.842			CS PCB-28	80.6	
					CS PCB-111	114	
Total PCB (Mono-Deca)	73.7		85.6		CS PCB-178	124	

Checkcode: 759-922-NWC/A

SGS North America - PCB v0.82

Report Created: 05-May-2018 15:02 Analyst: MS



Sample ID: Method Blank B2137_15734 **Method 1668A**

Client Data			Sample Data			Laboratory Data											
Name: SLR International Corp			Matrix: Solid			Project No.: B2137			Date Received: n/a								
Project ID: Former E.A. Nord Door Site			Weight/Volume: 10.00 g			Sample ID: MB1_15734_PCB_SDS			Date Extracted: 11-Apr-2018								
Date Collected: n/a			% Solid: n/a			QC Batch No.: 15734			Date Analyzed: 04-May-2018								
			Units: pg/g			Checkcode: 759-922-NWC/A			Time Analyzed: 12:34:19								
Mono	Conc.	Qualifiers	Tri	Conc.	Qualifiers	Tetra	Conc.	Qualifiers	Tetra	Conc.	Qualifiers						
PCB-1	(0.584)		PCB-19	(2.94)		PCB-54	(0.61)		PCB-72	(0.446)							
PCB-2	(0.582)		PCB-30/18	[3.42]	EMPC C	PCB-50/53	0.953	J C	PCB-68	(0.408)							
PCB-3	(0.595)		PCB-17	(2.66)		PCB-45	[0.731]	J EMPC	PCB-57	(0.47)							
			PCB-27	(1.86)		PCB-51	(0.506)		PCB-58	(0.447)							
Conc.	0		PCB-24	(2.03)		PCB-46	(0.668)		PCB-67	(0.426)							
EMPC	0		PCB-16	(3.25)		PCB-52	8.13		PCB-63	(0.421)							
			PCB-32	4.11		PCB-73	(0.437)		PCB-61/70/74/76	5.32	C						
Di	Conc.	Qualifiers	PCB-34	(0.867)		PCB-43	(0.62)		PCB-66	5.09							
PCB-4	(1.62)		PCB-23	(0.846)		PCB-69/49	5.07	C	PCB-55	(0.483)							
PCB-10	(1.09)		PCB-26/29	(0.835)	C	PCB-48	[0.634]	J EMPC	PCB-56	[1.37]	EMPC						
PCB-9	(1.73)		PCB-25	(0.811)		PCB-44/47/65	6.86	C	PCB-60	1.09							
PCB-7	(1.58)		PCB-31	[3.1]	EMPC	PCB-59/62/75	[0.725]	J EMPC C	PCB-80	(0.403)							
PCB-6	(1.7)		PCB-28/20	5.4	C	PCB-42	1.49		PCB-79	(0.365)							
PCB-5	(1.66)		PCB-21/33	(0.801)	C	PCB-41	(0.699)		PCB-78	(0.476)							
PCB-8	2.66		PCB-22	1.44		PCB-71/40	1.49	J C	PCB-81	(0.494)							
PCB-14	(1.41)		PCB-36	(0.794)		PCB-64	3.21		PCB-77	(0.532)							
PCB-11	5.34		PCB-39	(0.767)													
PCB-13/12	(1.55)	C	PCB-38	(0.797)													
PCB-15	1.26		PCB-35	(0.89)													
			PCB-37	(0.857)													
Conc.	9.26		Conc.	10.9					Conc.	38.7							
EMPC	9.26		EMPC	17.5					EMPC	42.2							
<p>5500 Business Drive Wilmington, NC 28405, USA Tel: +1 910 794-1613 www.us.sgs.com</p>						Totals			Conc.			EMPC					
												Mono-Tri			26.7		
												Tetra-Hexa			58.4		
												Hepta-Deca			0		
						Mono-Deca			73.7								
						73.7			85.6								

Sample ID: Method Blank B2137_15734						Method 1668A					
Penta	Conc.	Qualifiers	Penta	Conc.	Qualifiers	Hexa	Conc.	Qualifiers	Hexa	Conc.	Qualifiers
PCB-104	(0.305)		PCB-108/119/86/97/125/87	1.97	J C	PCB-155	(0.289)		PCB-165	(0.275)	
PCB-96	(0.336)		PCB-117	(0.317)		PCB-152	(0.277)		PCB-146	(0.306)	
PCB-103	(0.4)		PCB-116/85	[0.862]	J EMPC C	PCB-150	(0.299)		PCB-161	(0.249)	
PCB-94	(0.46)		PCB-110	2.93		PCB-136	(0.311)		PCB-153/168	(0.256)	C
PCB-95	2.01		PCB-115	(0.3)		PCB-145	(0.316)		PCB-141	(0.337)	
PCB-100/93	(0.403)	C	PCB-82	(0.508)		PCB-148	(0.342)		PCB-130	(0.381)	
PCB-102	(0.392)		PCB-111	(0.282)		PCB-151/135	(0.353)	C	PCB-137	(0.312)	
PCB-98	(0.453)		PCB-120	(0.287)		PCB-154	(0.301)		PCB-164	(0.249)	
PCB-88	(0.447)		PCB-107/124	(0.317)	C	PCB-144	(0.346)		PCB-163/138/129	(0.305)	C
PCB-91	(0.384)		PCB-109	(0.287)		PCB-147/149	(0.339)	C	PCB-160	(0.258)	
PCB-84	[0.588]	J EMPC	PCB-123	(0.325)		PCB-134	(0.434)		PCB-158	(0.228)	
PCB-89	(0.484)		PCB-106	(0.312)		PCB-143	(0.349)		PCB-128/166	(0.368)	C
PCB-121	(0.314)		PCB-118	2.44		PCB-139/140	(0.33)	C	PCB-159	(0.306)	
PCB-92	(0.455)		PCB-122	(0.362)		PCB-131	(0.374)		PCB-162	(0.317)	
PCB-113/90/101	2.55	J C	PCB-114	(0.335)		PCB-142	(0.377)		PCB-167	(0.346)	
PCB-83	(0.553)		PCB-105	1.06		PCB-132	(0.368)		PCB-156/157	(0.531)	C
PCB-99	1.86		PCB-127	(0.298)		PCB-133	(0.32)		PCB-169	(0.449)	
PCB-112	(0.32)		PCB-126	(0.388)							
			Conc.	14.8					Conc.	0	
			EMPC	16.3					EMPC	0	
Hepta	Conc.	Qualifiers	Hepta	Conc.	Qualifiers	Octa	Conc.	Qualifiers	Nona	Conc.	Qualifiers
PCB-188	(0.209)		PCB-174	(0.423)		PCB-202	(0.255)		PCB-208	(0.483)	
PCB-179	(0.226)		PCB-177	(0.418)		PCB-201	(0.254)		PCB-207	(0.431)	
PCB-184	(0.23)		PCB-181	(0.373)		PCB-204	(0.269)		PCB-206	(1.14)	
PCB-176	(0.208)		PCB-171/173	(0.425)	C	PCB-197	(0.254)				
PCB-186	(0.221)		PCB-172	(0.409)		PCB-200	(0.254)		Conc.	0	
PCB-178	(0.288)		PCB-192	(0.316)		PCB-198/199	(0.335)	C	EMPC	0	
PCB-175	(0.391)		PCB-180/193	[0.401]	J EMPC C	PCB-196	(0.331)				
PCB-187	(0.357)		PCB-191	(0.296)		PCB-203	(0.325)		Deca	Conc.	Qualifiers
PCB-182	(0.347)		PCB-170	(0.427)		PCB-195	(0.538)		PCB-209	(0.842)	
PCB-183	(0.349)		PCB-190	(0.287)		PCB-194	(0.513)				
PCB-185	(0.368)		PCB-189	(0.295)		PCB-205	(0.447)				
			Conc.	0		Conc.	0				
			EMPC	0.401		EMPC	0				



METHOD 1668A

PCB ONGOING PRECISION AND RECOVERY (OPR)

FORM 8A

Lab Name: SGS North America
 Initial Calibration: ICAL: MM7_PCB_06072017_03MAR2018
 Instrument ID: MM7 GC Column ID:
 VER Data Filename: 180503X11 Analysis Date: 04-MAY-2018 11:34:54
 Lab ID: OPR1_15734_PCB

NATIVE ANALYTES	SPIKE CONC. (pg/uL)	RECOVERY (%)	RANGE (%)			OK
PCB-1 2-MoCB	50	116	50	-	150	Y
PCB-3 4-MoCB	50	108	50	-	150	Y
PCB-4 22'-DiCB	50	96.7	50	-	150	Y
PCB-15 44'-DiCB	50	118	50	-	150	Y
PCB-19 22'6-TrCB	50	104	50	-	150	Y
PCB-37 344'-TrCB	50	104	50	-	150	Y
PCB-54 22'66'-TeCB	50	91	50	-	150	Y
PCB-77 33'44'-TeCB	50	116	50	-	150	Y
PCB-81 344'5-TeCB	50	118	50	-	150	Y
PCB-104 22'466'-PeCB	50	100	50	-	150	Y
PCB-105 233'44'-PeCB	50	113	50	-	150	Y
PCB-114 2344'5-PeCB	50	113	50	-	150	Y
PCB-118 23'44'5-PeCB	50	109	50	-	150	Y
PCB-123 23'44'5'-PeCB	50	110	50	-	150	Y
PCB-126 33'44'5-PeCB	50	125	50	-	150	Y
PCB-155 22'44'66'-HxCB	50	105	50	-	150	Y
PCB-156/157 ...-HxCB	100	111	50	-	150	Y
PCB-167 23'44'55'-HxCB	50	125	50	-	150	Y
PCB-169 33'44'55'-HxCB	50	122	50	-	150	Y
PCB-188 22'34'566'-HpCB	50	95.8	50	-	150	Y
PCB-189 233'44'55'-HpCB	50	123	50	-	150	Y
PCB-202 22'33'55'66'-OcCB	50	94.4	50	-	150	Y
PCB-205 233'44'55'6-OcCB	50	108	50	-	150	Y
PCB-206 22'33'44'55'6-NoCB	50	106	50	-	150	Y
PCB-208 22'33'455'66'-NoCB	50	114	50	-	150	Y
PCB-209 DeCB	50	108	50	-	150	Y

Contract-required recovery limits for OPR as specified in Table 6,
 Method 1668A.

Processed: 05 May 2018 15:02 Analyst: MS

**METHOD 1668A****PCB ONGOING PRECISION AND RECOVERY (OPR)****FORM 8B**

Lab Name: SGS North America
Initial Calibration: ICAL: MM7_PCB_06072017_03MAR2018
Instrument ID: MM7 GC Column ID:
VER Data Filename: 180503X11 Analysis Date: 04-MAY-2018 11:34:54
Lab ID: OPR1_15734_PCB

LABELLED STANDARDS	SPIKE CONC. (pg/uL)	RECOVERY (%)	RANGE (%)			OK
ES PCB-1	100	20.8	15	-	140	Y
ES PCB-3	100	31.9	15	-	140	Y
ES PCB-4	100	38.9	30	-	140	Y
ES PCB-15	100	60.7	30	-	140	Y
ES PCB-19	100	52.4	30	-	140	Y
ES PCB-37	100	61.7	30	-	140	Y
ES PCB-54	100	51.8	30	-	140	Y
ES PCB-77	100	67.8	30	-	140	Y
ES PCB-81	100	67	30	-	140	Y
ES PCB-104	100	65.2	30	-	140	Y
ES PCB-105	100	68.1	30	-	140	Y
ES PCB-114	100	62.3	30	-	140	Y
ES PCB-118	100	69	30	-	140	Y
ES PCB-123	100	71.8	30	-	140	Y
ES PCB-126	100	62.3	30	-	140	Y
ES PCB-153	100	68.8	30	-	140	Y
ES PCB-155	100	61.1	30	-	140	Y
ES PCB-156/157	200	54.2	30	-	140	Y
ES PCB-167	100	54.6	30	-	140	Y
ES PCB-169	100	43.8	30	-	140	Y
ES PCB-170	100	79.4	30	-	140	Y
ES PCB-180	100	82	30	-	140	Y
ES PCB-188	100	83.8	30	-	140	Y
ES PCB-189	100	67.2	30	-	140	Y
ES PCB-202	100	76.5	30	-	140	Y
ES PCB-205	100	73.5	30	-	140	Y
ES PCB-206	100	78.3	30	-	140	Y
ES PCB-208	100	76.7	30	-	140	Y
ES PCB-209	100	93.8	30	-	140	Y
CLEANUP STANDARDS						
CS PCB-28	100	62.5	40	-	125	Y
CS PCB-111	100	82.2	40	-	125	Y
CS PCB-178	100	97.5	40	-	125	Y

Processed: 05 May 2018 15:02 Analyst: MS



Sample Receipt Notification

5500 Business Drive
 Wilmington, NC 28405 USA
 Tel: 910 794-1613
 Toll Free: 866 846-8290
 Fax: 910 794-3919

Project Manager: Amy Boehm
Receipt Date & Time: 06-Apr-18 at 09:45
AP Project name: B2137
Requested TAT: 21 days
Projected due date: 27-Apr-18
Matrix: Sediment
Phone#: 910-794-1613
Email Address: Amy.Boehm@sgs.com

Company Contact: Chris Kramer
Company: SLR International Corp
Project Name & Site: Former E.A. Nord Door Site
Project PO#: 108.00228.00098
QAAP/Contract #: N/A
Requested Analysis: Methods 8290A & 1688A
Phone#: 503-723-4423
Email Address: ckramer@slrconsulting.com

Client Smp ID	AP Smp ID	Sample Condition & Notes	Quantity	Size	Sampling Date	Sampling Time	Received Temp	Container #	Shipping #
NTD-Sed-0418	B2137_001	SL	1	4oz Amber	04-Apr-18	13:30	3.3	1	7804 0160 2080

Preservation Type: Sample Seals: No

Notes/Comments:
 Samples received intact.

Any un-extracted sample will be stored for 90 days from reporting date. Additional storage fees may apply for any samples stored longer than 90 days.

Received by: Ashley Owens Logged in by: Ashley Owens QC'ed by: AK 10 Apr 18

All services are rendered in accordance with the applicable SGS General Conditions of Service accessible via: http://www.sgs.com/terms_and_conditions.htm

July 27, 2018

SLR International Corp. - West Linn, OR

Sample Delivery Group: L1009317
Samples Received: 07/13/2018
Project Number: 108.00228.00048
Description: Nord Door Project - Everett, WA
Site: EVERETT, WA
Report To: Chris Kramer
1800 Blankenship Road, Suite 440
West Linn, OR 97068

Entire Report Reviewed By:

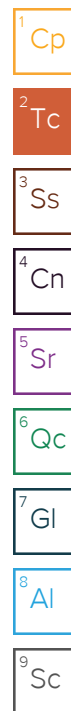


Chris Ward
Project Manager

Results relate only to the items tested or calibrated and are reported as rounded values. This test report shall not be reproduced, except in full, without written approval of the laboratory. Where applicable, sampling conducted by Pace National is performed per guidance provided in laboratory standard operating procedures: 060302, 060303, and 060304.



Cp: Cover Page	1
Tc: Table of Contents	2
Ss: Sample Summary	3
Cn: Case Narrative	4
Sr: Sample Results	5
NTD-SED-A L1009317-01	5
NTD-SED-B L1009317-02	6
Qc: Quality Control Summary	7
Gravimetric Analysis by Method 160.4/2540G	7
Total Solids by Method 2540 G-2011	8
Wet Chemistry by Method 350.1	10
Wet Chemistry by Method USDA LOI	12
Volatile Organic Compounds (GC/MS) by Method 8260C	13
Semi-Volatile Organic Compounds (GC) by Method NWTPHDX-NO SGT	14
Semi Volatile Organic Compounds (GC/MS) by Method 8270D-SIM	15
Gl: Glossary of Terms	16
Al: Accreditations & Locations	17
Sc: Sample Chain of Custody	18



SAMPLE SUMMARY



NTD-SED-A L1009317-01 Solid

Collected by: Steven L.
 Collected date/time: 07/09/18 11:11
 Received date/time: 07/13/18 08:45

Method	Batch	Dilution	Preparation date/time	Analysis date/time	Analyst
Gravimetric Analysis by Method 160.4/2540G	WG1137897	1	07/14/18 09:27	07/16/18 14:42	MMF
Total Solids by Method 2540 G-2011	WG1138653	1	07/16/18 15:57	07/16/18 16:04	KS
Wet Chemistry by Method 350.1	WG1138238	1	07/15/18 12:54	07/16/18 09:23	KK
Wet Chemistry by Method USDA LOI	WG1138533	1	07/16/18 11:14	07/17/18 21:39	EG
Volatile Organic Compounds (GC/MS) by Method 8260C	WG1138087	1	07/09/18 11:11	07/15/18 00:40	JHH
Semi-Volatile Organic Compounds (GC) by Method NWTPHDX-NO SGT	WG1140114	40	07/18/18 10:54	07/19/18 15:46	SHG
Semi Volatile Organic Compounds (GC/MS) by Method 8270D-SIM	WG1139459	20	07/17/18 10:35	07/18/18 15:26	DMG

- 1 Cp
- 2 Tc
- 3 Ss
- 4 Cn
- 5 Sr

NTD-SED-B L1009317-02 Solid

Collected by: Steven L.
 Collected date/time: 07/09/18 11:30
 Received date/time: 07/13/18 08:45

Method	Batch	Dilution	Preparation date/time	Analysis date/time	Analyst
Gravimetric Analysis by Method 160.4/2540G	WG1137897	1	07/14/18 09:27	07/16/18 14:42	MMF
Total Solids by Method 2540 G-2011	WG1138654	1	07/16/18 15:48	07/16/18 15:54	KS
Wet Chemistry by Method 350.1	WG1138238	1	07/15/18 12:54	07/16/18 09:26	KK
Wet Chemistry by Method USDA LOI	WG1138533	1	07/16/18 11:14	07/17/18 21:39	EG
Volatile Organic Compounds (GC/MS) by Method 8260C	WG1138087	1	07/09/18 11:30	07/15/18 00:59	JHH
Semi-Volatile Organic Compounds (GC) by Method NWTPHDX-NO SGT	WG1140114	40	07/18/18 10:54	07/19/18 16:00	SHG
Semi Volatile Organic Compounds (GC/MS) by Method 8270D-SIM	WG1139459	20	07/17/18 10:35	07/18/18 15:47	DMG

- 6 Qc
- 7 Gl
- 8 Al
- 9 Sc



All sample aliquots were received at the correct temperature, in the proper containers, with the appropriate preservatives, and within method specified holding times, unless qualified or notated within the report. Where applicable, all MDL (LOD) and RDL (LOQ) values reported for environmental samples have been corrected for the dilution factor used in the analysis. All radiochemical sample results for solids are reported on a dry weight basis with the exception of tritium, carbon-14 and radon, unless wet weight was requested by the client. All Method and Batch Quality Control are within established criteria except where addressed in this case narrative, a non-conformance form or properly qualified within the sample results. By my digital signature below, I affirm to the best of my knowledge, all problems/anomalies observed by the laboratory as having the potential to affect the quality of the data have been identified by the laboratory, and no information or data have been knowingly withheld that would affect the quality of the data.

Chris Ward
Project Manager

- ¹ Cp
- ² Tc
- ³ Ss
- ⁴ Cn
- ⁵ Sr
- ⁶ Qc
- ⁷ Gl
- ⁸ Al
- ⁹ Sc



Gravimetric Analysis by Method 160.4/2540G

Analyte	Result	Qualifier	Dilution	Analysis date / time	Batch
Volatile Solids	10.1		1	07/16/2018 14:42	WG1137897

1 Cp

2 Tc

Total Solids by Method 2540 G-2011

Analyte	Result	Qualifier	Dilution	Analysis date / time	Batch
Total Solids	89.1		1	07/16/2018 16:04	WG1138653

3 Ss

4 Cn

Wet Chemistry by Method 350.1

Analyte	Result (dry)	Qualifier	MDL (dry)	RDL (dry)	Dilution	Analysis date / time	Batch
Ammonia Nitrogen	U		1.76	5.61	1	07/16/2018 09:23	WG1138238

5 Sr

6 Qc

Wet Chemistry by Method USDA LOI

Analyte	Result	Qualifier	MDL	RDL	Dilution	Analysis date / time	Batch
TOC (Total Organic Carbon)	32800		3.33	10.0	1	07/17/2018 21:39	WG1138533

7 Gl

8 Al

Volatile Organic Compounds (GC/MS) by Method 8260C

Analyte	Result (dry)	Qualifier	MDL (dry)	RDL (dry)	Dilution	Analysis date / time	Batch
Benzene	0.000713	J	0.000449	0.00112	1	07/15/2018 00:40	WG1138087
Naphthalene	0.0691		0.00350	0.0140	1	07/15/2018 00:40	WG1138087
(S) Toluene-d8	122	J1		80.0-120		07/15/2018 00:40	WG1138087
(S) Dibromofluoromethane	70.9	J2		74.0-131		07/15/2018 00:40	WG1138087
(S) a,a,a-Trifluorotoluene	104			80.0-120		07/15/2018 00:40	WG1138087
(S) 4-Bromofluorobenzene	108			64.0-132		07/15/2018 00:40	WG1138087

9 Sc

Sample Narrative:

L1009317-01 WG1138087: Surrogate failure due to matrix interference.

Semi-Volatile Organic Compounds (GC) by Method NWTPHDX-NO SGT

Analyte	Result (dry)	Qualifier	MDL (dry)	RDL (dry)	Dilution	Analysis date / time	Batch
Diesel Range Organics (DRO)	234		59.3	180	40	07/19/2018 15:46	WG1140114
Residual Range Organics (RRO)	1530		148	449	40	07/19/2018 15:46	WG1140114
(S) o-Terphenyl	301	J7		18.0-148		07/19/2018 15:46	WG1140114

Sample Narrative:

L1009317-01 WG1140114: Most closely resembles motor oil. Diluted due to high levels of target analytes.

Semi Volatile Organic Compounds (GC/MS) by Method 8270D-SIM

Analyte	Result (dry)	Qualifier	MDL (dry)	RDL (dry)	Dilution	Analysis date / time	Batch
Benzo(a)anthracene	0.290		0.0135	0.135	20	07/18/2018 15:26	WG1139459
Benzo(a)pyrene	0.235		0.0135	0.135	20	07/18/2018 15:26	WG1139459
Benzo(b)fluoranthene	0.312		0.0135	0.135	20	07/18/2018 15:26	WG1139459
Benzo(k)fluoranthene	0.0760	J	0.0135	0.135	20	07/18/2018 15:26	WG1139459
Chrysene	0.439		0.0135	0.135	20	07/18/2018 15:26	WG1139459
Dibenz(a,h)anthracene	U		0.0135	0.135	20	07/18/2018 15:26	WG1139459
Indeno(1,2,3-cd)pyrene	0.143		0.0135	0.135	20	07/18/2018 15:26	WG1139459
(S) Nitrobenzene-d5	58.4	J7		14.0-149		07/18/2018 15:26	WG1139459
(S) 2-Fluorobiphenyl	56.4	J7		34.0-125		07/18/2018 15:26	WG1139459
(S) p-Terphenyl-d14	52.4	J7		23.0-120		07/18/2018 15:26	WG1139459



Gravimetric Analysis by Method 160.4/2540G

Analyte	Result	Qualifier	Dilution	Analysis	Batch
	% of TS			date / time	
Volatile Solids	11.4		1	07/16/2018 14:42	WG1137897

1 Cp

2 Tc

Total Solids by Method 2540 G-2011

Analyte	Result	Qualifier	Dilution	Analysis	Batch
	%			date / time	
Total Solids	84.5		1	07/16/2018 15:54	WG1138654

3 Ss

4 Cn

Wet Chemistry by Method 350.1

Analyte	Result (dry)	Qualifier	MDL (dry)	RDL (dry)	Dilution	Analysis	Batch
	mg/kg		mg/kg	mg/kg		date / time	
Ammonia Nitrogen	U		1.86	5.92	1	07/16/2018 09:26	WG1138238

5 Sr

6 Qc

Wet Chemistry by Method USDA LOI

Analyte	Result	Qualifier	MDL	RDL	Dilution	Analysis	Batch
	mg/kg		mg/kg	mg/kg		date / time	
TOC (Total Organic Carbon)	50200		3.33	10.0	1	07/17/2018 21:39	WG1138533

7 Gl

8 Al

Volatile Organic Compounds (GC/MS) by Method 8260C

Analyte	Result (dry)	Qualifier	MDL (dry)	RDL (dry)	Dilution	Analysis	Batch
	mg/kg		mg/kg	mg/kg		date / time	
Benzene	0.00137		0.000473	0.00118	1	07/15/2018 00:59	WG1138087
Naphthalene	0.0178		0.00369	0.0148	1	07/15/2018 00:59	WG1138087
(S) Toluene-d8	110			80.0-120		07/15/2018 00:59	WG1138087
(S) Dibromofluoromethane	77.9			74.0-131		07/15/2018 00:59	WG1138087
(S) a,a,a-Trifluorotoluene	97.4			80.0-120		07/15/2018 00:59	WG1138087
(S) 4-Bromofluorobenzene	105			64.0-132		07/15/2018 00:59	WG1138087

9 Sc

Semi-Volatile Organic Compounds (GC) by Method NWTPHDX-NO SGT

Analyte	Result (dry)	Qualifier	MDL (dry)	RDL (dry)	Dilution	Analysis	Batch
	mg/kg		mg/kg	mg/kg		date / time	
Diesel Range Organics (DRO)	452		62.5	189	40	07/19/2018 16:00	WG1140114
Residual Range Organics (RRO)	2350		156	473	40	07/19/2018 16:00	WG1140114
(S) o-Terphenyl	366	<u>J7</u>		18.0-148		07/19/2018 16:00	WG1140114

Sample Narrative:

L1009317-02 WG1140114: Most closely resembles motor oil. Diluted due to high levels of target analytes.

Semi Volatile Organic Compounds (GC/MS) by Method 8270D-SIM

Analyte	Result (dry)	Qualifier	MDL (dry)	RDL (dry)	Dilution	Analysis	Batch
	mg/kg		mg/kg	mg/kg		date / time	
Benzo(a)anthracene	0.117	<u>J</u>	0.0142	0.142	20	07/18/2018 15:47	WG1139459
Benzo(a)pyrene	0.141	<u>J</u>	0.0142	0.142	20	07/18/2018 15:47	WG1139459
Benzo(b)fluoranthene	0.251		0.0142	0.142	20	07/18/2018 15:47	WG1139459
Benzo(k)fluoranthene	0.0685	<u>J</u>	0.0142	0.142	20	07/18/2018 15:47	WG1139459
Chrysene	0.147		0.0142	0.142	20	07/18/2018 15:47	WG1139459
Dibenz(a,h)anthracene	0.0515	<u>J</u>	0.0142	0.142	20	07/18/2018 15:47	WG1139459
Indeno(1,2,3-cd)pyrene	0.140	<u>J</u>	0.0142	0.142	20	07/18/2018 15:47	WG1139459
(S) Nitrobenzene-d5	62.8	<u>J7</u>		14.0-149		07/18/2018 15:47	WG1139459
(S) 2-Fluorobiphenyl	58.2	<u>J7</u>		34.0-125		07/18/2018 15:47	WG1139459
(S) p-Terphenyl-d14	59.7	<u>J7</u>		23.0-120		07/18/2018 15:47	WG1139459



Method Blank (MB)

(MB) R3325872-1 07/16/18 14:41

Analyte	MB Result % of TS	MB Qualifier	MB MDL % of TS	MB RDL % of TS
Volatile Solids	U		0.333	1.00

1 Cp

2 Tc

3 Ss

4 Cn

5 Sr

6 Qc

L1009317-02 Original Sample (OS) • Duplicate (DUP)

(OS) L1009317-02 07/16/18 14:42 • (DUP) R3325872-4 07/16/18 14:42

Analyte	Original Result % of TS	DUP Result % of TS	Dilution	DUP RPD %	DUP Qualifier	DUP RPD Limits
Volatile Solids	11.4	11.7	1	2.12		5

7 Gl

8 Al

Laboratory Control Sample (LCS) • Laboratory Control Sample Duplicate (LCSD)

(LCS) R3325872-2 07/16/18 14:41 • (LCSD) R3325872-3 07/16/18 14:41

Analyte	Spike Amount mg/l	LCS Result mg/l	LCSD Result mg/l	LCS Rec. %	LCSD Rec. %	Rec. Limits %	LCS Qualifier	LCSD Qualifier	RPD %	RPD Limits %
Volatile Solids in mg/l	400	360	364	90.0	91.0	84.0-137			1.10	5

9 Sc



Method Blank (MB)

(MB) R3326092-1 07/16/18 16:04

Analyte	MB Result %	MB Qualifier	MB MDL %	MB RDL %
Total Solids	0.00100			

¹ Cp

² Tc

³ Ss

⁴ Cn

⁵ Sr

⁶ Qc

L1009277-14 Original Sample (OS) • Duplicate (DUP)

(OS) L1009277-14 07/16/18 16:04 • (DUP) R3326092-3 07/16/18 16:04

Analyte	Original Result %	DUP Result %	Dilution	DUP RPD %	DUP Qualifier	DUP RPD Limits
Total Solids	91.5	88.8	1	2.93		5

⁷ Gl

⁸ Al

⁹ Sc

Laboratory Control Sample (LCS)

(LCS) R3326092-2 07/16/18 16:04

Analyte	Spike Amount %	LCS Result %	LCS Rec. %	Rec. Limits %	LCS Qualifier
Total Solids	50.0	50.0	100	85.0-115	



Method Blank (MB)

(MB) R3326091-1 07/16/18 15:54

Analyte	MB Result	<u>MB Qualifier</u>	MB MDL	MB RDL
	%		%	%
Total Solids	0.00100			

¹ Cp

² Tc

³ Ss

⁴ Cn

⁵ Sr

⁶ Qc

L1009374-01 Original Sample (OS) • Duplicate (DUP)

(OS) L1009374-01 07/16/18 15:54 • (DUP) R3326091-3 07/16/18 15:54

Analyte	Original Result	DUP Result	Dilution	DUP RPD	<u>DUP Qualifier</u>	DUP RPD Limits
	%	%		%		%
Total Solids	75.1	75.3	1	0.389		5

⁷ Gl

⁸ Al

⁹ Sc

Laboratory Control Sample (LCS)

(LCS) R3326091-2 07/16/18 15:54

Analyte	Spike Amount	LCS Result	LCS Rec.	Rec. Limits	<u>LCS Qualifier</u>
	%	%	%	%	
Total Solids	50.0	50.0	100	85.0-115	



Method Blank (MB)

(MB) R3325728-1 07/16/18 08:49

Analyte	MB Result	MB Qualifier	MB MDL	MB RDL
Ammonia Nitrogen	U		1.57	5.00

¹ Cp

² Tc

³ Ss

⁴ Cn

⁵ Sr

⁶ Qc

⁷ Gl

⁸ Al

⁹ Sc

L1008832-02 Original Sample (OS) • Duplicate (DUP)

(OS) L1008832-02 07/16/18 08:55 • (DUP) R3325728-4 07/16/18 08:56

Analyte	Original Result (dry)	DUP Result (dry)	Dilution	DUP RPD	DUP Qualifier	DUP RPD Limits
Ammonia Nitrogen	U	0.000	1	0.000		20

L1009317-01 Original Sample (OS) • Duplicate (DUP)

(OS) L1009317-01 07/16/18 09:23 • (DUP) R3325728-9 07/16/18 09:25

Analyte	Original Result (dry)	DUP Result (dry)	Dilution	DUP RPD	DUP Qualifier	DUP RPD Limits
Ammonia Nitrogen	U	0.000	1	0.000		20

Laboratory Control Sample (LCS) • Laboratory Control Sample Duplicate (LCSD)

(LCS) R3325728-2 07/16/18 08:50 • (LCSD) R3325728-3 07/16/18 08:51

Analyte	Spike Amount	LCS Result	LCSD Result	LCS Rec.	LCSD Rec.	Rec. Limits	LCS Qualifier	LCSD Qualifier	RPD	RPD Limits
Ammonia Nitrogen	500	505	488	101	97.5	90.0-110			3.53	20

L1008832-05 Original Sample (OS) • Matrix Spike (MS) • Matrix Spike Duplicate (MSD)

(OS) L1008832-05 07/16/18 08:59 • (MS) R3325728-5 07/16/18 09:02 • (MSD) R3325728-6 07/16/18 09:03

Analyte	Spike Amount (dry)	Original Result (dry)	MS Result (dry)	MSD Result (dry)	MS Rec.	MSD Rec.	Dilution	Rec. Limits	MS Qualifier	MSD Qualifier	RPD	RPD Limits
Ammonia Nitrogen	598	U	348	353	58.2	59.0	1	80.0-120	<u>J6</u>	<u>J6</u>	1.37	20



L1008845-01 Original Sample (OS) • Matrix Spike (MS) • Matrix Spike Duplicate (MSD)

(OS) L1008845-01 07/16/18 09:09 • (MS) R3325728-7 07/16/18 09:10 • (MSD) R3325728-8 07/16/18 09:11

Analyte	Spike Amount (dry) mg/kg	Original Result (dry) mg/kg	MS Result (dry) mg/kg	MSD Result (dry) mg/kg	MS Rec. %	MSD Rec. %	Dilution	Rec. Limits %	MS Qualifier	MSD Qualifier	RPD %	RPD Limits %
Ammonia Nitrogen	619	U	499	473	80.7	76.5	1	80.0-120		<u>J6</u>	5.34	20

¹ Cp

² Tc

³ Ss

⁴ Cn

⁵ Sr

⁶ Qc

⁷ Gl

⁸ Al

⁹ Sc



Method Blank (MB)

(MB) R3326377-1 07/17/18 21:38

Analyte	MB Result	MB Qualifier	MB MDL	MB RDL
TOC (Total Organic Carbon)	U		3.33	10.0

¹ Cp

² Tc

³ Ss

⁴ Cn

⁵ Sr

⁶ Qc

⁷ Gl

⁸ Al

⁹ Sc

L1008589-01 Original Sample (OS) • Duplicate (DUP)

(OS) L1008589-01 07/17/18 21:43 • (DUP) R3326377-4 07/17/18 21:41

Analyte	Original Result	DUP Result	Dilution	DUP RPD	DUP Qualifier	DUP RPD Limits
TOC (Total Organic Carbon)	100000	94300	1	6.11		20

L1008634-03 Original Sample (OS) • Duplicate (DUP)

(OS) L1008634-03 07/17/18 21:43 • (DUP) R3326377-5 07/17/18 21:40

Analyte	Original Result	DUP Result	Dilution	DUP RPD	DUP Qualifier	DUP RPD Limits
TOC (Total Organic Carbon)	90000	86400	1	4.07		20

Laboratory Control Sample (LCS) • Laboratory Control Sample Duplicate (LCSD)

(LCS) R3326377-2 07/17/18 21:38 • (LCSD) R3326377-3 07/17/18 21:38

Analyte	Spike Amount	LCS Result	LCSD Result	LCS Rec.	LCSD Rec.	Rec. Limits	LCS Qualifier	LCSD Qualifier	RPD	RPD Limits
TOC (Total Organic Carbon)	3890	4980	5460	128	140	39.6-180			9.31	20



Method Blank (MB)

(MB) R3325611-3 07/14/18 19:06

Analyte	MB Result	MB Qualifier	MB MDL	MB RDL
	mg/kg		mg/kg	mg/kg
Benzene	U		0.000400	0.00100
Naphthalene	U		0.00312	0.0125
<i>(S) Toluene-d8</i>	105			80.0-120
<i>(S) Dibromofluoromethane</i>	91.6			74.0-131
<i>(S) a,a,a-Trifluorotoluene</i>	98.8			80.0-120
<i>(S) 4-Bromofluorobenzene</i>	108			64.0-132

- 1 Cp
- 2 Tc
- 3 Ss
- 4 Cn
- 5 Sr
- 6 Qc
- 7 Gl
- 8 Al
- 9 Sc

Laboratory Control Sample (LCS) • Laboratory Control Sample Duplicate (LCSD)

(LCS) R3325611-1 07/14/18 16:38 • (LCSD) R3325611-2 07/14/18 17:13

Analyte	Spike Amount	LCS Result	LCSD Result	LCS Rec.	LCSD Rec.	Rec. Limits	LCS Qualifier	LCSD Qualifier	RPD	RPD Limits
	mg/kg	mg/kg	mg/kg	%	%	%			%	%
Benzene	0.125	0.116	0.122	92.7	97.7	72.6-120			5.29	20
Naphthalene	0.125	0.108	0.113	86.5	90.4	69.9-132			4.47	20
<i>(S) Toluene-d8</i>				101	102	80.0-120				
<i>(S) Dibromofluoromethane</i>				103	114	74.0-131				
<i>(S) a,a,a-Trifluorotoluene</i>				102	101	80.0-120				
<i>(S) 4-Bromofluorobenzene</i>				102	103	64.0-132				

L1009273-01 Original Sample (OS) • Matrix Spike (MS) • Matrix Spike Duplicate (MSD)

(OS) L1009273-01 07/15/18 00:21 • (MS) R3325611-4 07/15/18 01:56 • (MSD) R3325611-5 07/15/18 02:15

Analyte	Spike Amount (dry)	Original Result (dry)	MS Result (dry)	MSD Result (dry)	MS Rec.	MSD Rec.	Dilution	Rec. Limits	MS Qualifier	MSD Qualifier	RPD	RPD Limits
	mg/kg	mg/kg	mg/kg	mg/kg	%	%		%			%	%
Benzene	0.235	ND	1.58	1.67	84.1	88.8	8	47.8-131			5.47	22.8
Naphthalene	0.235	2.48	5.10	5.18	139	144	8	18.4-145			1.60	34
<i>(S) Toluene-d8</i>					111	104		80.0-120				
<i>(S) Dibromofluoromethane</i>					96.2	102		74.0-131				
<i>(S) a,a,a-Trifluorotoluene</i>					101	102		80.0-120				
<i>(S) 4-Bromofluorobenzene</i>					104	104		64.0-132				

Sample Narrative:

OS: Non-target compounds too high to run at a lower dilution.



Method Blank (MB)

(MB) R3326892-1 07/19/18 08:36

Analyte	MB Result mg/kg	MB Qualifier	MB MDL mg/kg	MB RDL mg/kg
Diesel Range Organics (DRO)	U		1.33	4.00
Residual Range Organics (RRO)	U		3.33	10.0
<i>(S) o-Terphenyl</i>	88.6			18.0-148

Laboratory Control Sample (LCS) • Laboratory Control Sample Duplicate (LCSD)

(LCS) R3326892-2 07/19/18 08:49 • (LCSD) R3326892-3 07/19/18 09:01

Analyte	Spike Amount mg/kg	LCS Result mg/kg	LCSD Result mg/kg	LCS Rec. %	LCSD Rec. %	Rec. Limits %	LCS Qualifier	LCSD Qualifier	RPD %	RPD Limits %
Diesel Range Organics (DRO)	25.0	21.3	21.6	85.4	86.4	50.0-150			1.22	20
Residual Range Organics (RRO)	25.0	24.1	24.0	96.6	95.8	50.0-150			0.795	20
<i>(S) o-Terphenyl</i>				88.0	88.3	18.0-148				

1 Cp

2 Tc

3 Ss

4 Cn

5 Sr

6 Qc

7 Gl

8 Al

9 Sc



Method Blank (MB)

(MB) R3326602-3 07/18/18 13:58

Analyte	MB Result mg/kg	MB Qualifier	MB MDL mg/kg	MB RDL mg/kg
Benzo(a)anthracene	U		0.00600	0.00600
Benzo(a)pyrene	U		0.00600	0.00600
Benzo(b)fluoranthene	U		0.00600	0.00600
Benzo(k)fluoranthene	U		0.00600	0.00600
Chrysene	U		0.00600	0.00600
Dibenz(a,h)anthracene	U		0.00600	0.00600
Indeno(1,2,3-cd)pyrene	U		0.00600	0.00600
(S) Nitrobenzene-d5	71.6			14.0-149
(S) 2-Fluorobiphenyl	71.7			34.0-125
(S) p-Terphenyl-d14	79.1			23.0-120

1 Cp

2 Tc

3 Ss

4 Cn

5 Sr

6 Qc

7 Gl

8 Al

9 Sc

Laboratory Control Sample (LCS) • Laboratory Control Sample Duplicate (LCSD)

(LCS) R3326602-1 07/18/18 13:14 • (LCSD) R3326602-2 07/18/18 13:36

Analyte	Spike Amount mg/kg	LCS Result mg/kg	LCSD Result mg/kg	LCS Rec. %	LCSD Rec. %	Rec. Limits %	LCS Qualifier	LCSD Qualifier	RPD %	RPD Limits %
Benzo(a)anthracene	0.0800	0.0565	0.0604	70.6	75.5	46.0-121			6.67	20
Benzo(a)pyrene	0.0800	0.0497	0.0540	62.1	67.5	42.0-121			8.29	20
Benzo(b)fluoranthene	0.0800	0.0586	0.0601	73.3	75.1	42.0-123			2.53	20
Benzo(k)fluoranthene	0.0800	0.0551	0.0633	68.9	79.1	45.0-128			13.9	20
Chrysene	0.0800	0.0564	0.0613	70.5	76.6	48.0-127			8.33	20
Dibenz(a,h)anthracene	0.0800	0.0674	0.0725	84.3	90.6	43.0-132			7.29	20
Indeno(1,2,3-cd)pyrene	0.0800	0.0674	0.0728	84.3	91.0	44.0-131			7.70	20
(S) Nitrobenzene-d5				67.5	72.9	14.0-149				
(S) 2-Fluorobiphenyl				60.3	63.9	34.0-125				
(S) p-Terphenyl-d14				71.3	71.9	23.0-120				



Guide to Reading and Understanding Your Laboratory Report

The information below is designed to better explain the various terms used in your report of analytical results from the Laboratory. This is not intended as a comprehensive explanation, and if you have additional questions please contact your project representative.

Abbreviations and Definitions

(dry)	Results are reported based on the dry weight of the sample. [this will only be present on a dry report basis for soils].
MDL	Method Detection Limit.
MDL (dry)	Method Detection Limit.
RDL	Reported Detection Limit.
RDL (dry)	Reported Detection Limit.
Rec.	Recovery.
RPD	Relative Percent Difference.
SDG	Sample Delivery Group.
(S)	Surrogate (Surrogate Standard) - Analytes added to every blank, sample, Laboratory Control Sample/Duplicate and Matrix Spike/Duplicate; used to evaluate analytical efficiency by measuring recovery. Surrogates are not expected to be detected in all environmental media.
U	Not detected at the Reporting Limit (or MDL where applicable).
Analyte	The name of the particular compound or analysis performed. Some Analyses and Methods will have multiple analytes reported.
Dilution	If the sample matrix contains an interfering material, the sample preparation volume or weight values differ from the standard, or if concentrations of analytes in the sample are higher than the highest limit of concentration that the laboratory can accurately report, the sample may be diluted for analysis. If a value different than 1 is used in this field, the result reported has already been corrected for this factor.
Limits	These are the target % recovery ranges or % difference value that the laboratory has historically determined as normal for the method and analyte being reported. Successful QC Sample analysis will target all analytes recovered or duplicated within these ranges.
Original Sample	The non-spiked sample in the prep batch used to determine the Relative Percent Difference (RPD) from a quality control sample. The Original Sample may not be included within the reported SDG.
Qualifier	This column provides a letter and/or number designation that corresponds to additional information concerning the result reported. If a Qualifier is present, a definition per Qualifier is provided within the Glossary and Definitions page and potentially a discussion of possible implications of the Qualifier in the Case Narrative if applicable.
Result	The actual analytical final result (corrected for any sample specific characteristics) reported for your sample. If there was no measurable result returned for a specific analyte, the result in this column may state "ND" (Not Detected) or "BDL" (Below Detectable Levels). The information in the results column should always be accompanied by either an MDL (Method Detection Limit) or RDL (Reporting Detection Limit) that defines the lowest value that the laboratory could detect or report for this analyte.
Case Narrative (Cn)	A brief discussion about the included sample results, including a discussion of any non-conformances to protocol observed either at sample receipt by the laboratory from the field or during the analytical process. If present, there will be a section in the Case Narrative to discuss the meaning of any data qualifiers used in the report.
Quality Control Summary (Qc)	This section of the report includes the results of the laboratory quality control analyses required by procedure or analytical methods to assist in evaluating the validity of the results reported for your samples. These analyses are not being performed on your samples typically, but on laboratory generated material.
Sample Chain of Custody (Sc)	This is the document created in the field when your samples were initially collected. This is used to verify the time and date of collection, the person collecting the samples, and the analyses that the laboratory is requested to perform. This chain of custody also documents all persons (excluding commercial shippers) that have had control or possession of the samples from the time of collection until delivery to the laboratory for analysis.
Sample Results (Sr)	This section of your report will provide the results of all testing performed on your samples. These results are provided by sample ID and are separated by the analyses performed on each sample. The header line of each analysis section for each sample will provide the name and method number for the analysis reported.
Sample Summary (Ss)	This section of the Analytical Report defines the specific analyses performed for each sample ID, including the dates and times of preparation and/or analysis.

- 1 Cp
- 2 Tc
- 3 Ss
- 4 Cn
- 5 Sr
- 6 Qc
- 7 Gl
- 8 Al
- 9 Sc

Qualifier Description

J	The identification of the analyte is acceptable; the reported value is an estimate.
J1	Surrogate recovery limits have been exceeded; values are outside upper control limits.
J2	Surrogate recovery limits have been exceeded; values are outside lower control limits.
J6	The sample matrix interfered with the ability to make any accurate determination; spike value is low.
J7	Surrogate recovery cannot be used for control limit evaluation due to dilution.



Pace National is the only environmental laboratory accredited/certified to support your work nationwide from one location. One phone call, one point of contact, one laboratory. No other lab is as accessible or prepared to handle your needs throughout the country. Our capacity and capability from our single location laboratory is comparable to the collective totals of the network laboratories in our industry. The most significant benefit to our one location design is the design of our laboratory campus. The model is conducive to accelerated productivity, decreasing turn-around time, and preventing cross contamination, thus protecting sample integrity. Our focus on premium quality and prompt service allows us to be YOUR LAB OF CHOICE.

* Not all certifications held by the laboratory are applicable to the results reported in the attached report.
 * Accreditation is only applicable to the test methods specified on each scope of accreditation held by Pace National.

State Accreditations

Alabama	40660	Nebraska	NE-OS-15-05
Alaska	17-026	Nevada	TN-03-2002-34
Arizona	AZ0612	New Hampshire	2975
Arkansas	88-0469	New Jersey-NELAP	TN002
California	2932	New Mexico ¹	n/a
Colorado	TN00003	New York	11742
Connecticut	PH-0197	North Carolina	Env375
Florida	E87487	North Carolina ¹	DW21704
Georgia	NELAP	North Carolina ³	41
Georgia ¹	923	North Dakota	R-140
Idaho	TN00003	Ohio-VAP	CL0069
Illinois	200008	Oklahoma	9915
Indiana	C-TN-01	Oregon	TN200002
Iowa	364	Pennsylvania	68-02979
Kansas	E-10277	Rhode Island	LA000356
Kentucky ^{1,6}	90010	South Carolina	84004
Kentucky ²	16	South Dakota	n/a
Louisiana	AI30792	Tennessee ^{1,4}	2006
Louisiana ¹	LA180010	Texas	T 104704245-17-14
Maine	TN0002	Texas ⁵	LAB0152
Maryland	324	Utah	TN00003
Massachusetts	M-TN003	Vermont	VT2006
Michigan	9958	Virginia	460132
Minnesota	047-999-395	Washington	C847
Mississippi	TN00003	West Virginia	233
Missouri	340	Wisconsin	9980939910
Montana	CERT0086	Wyoming	A2LA

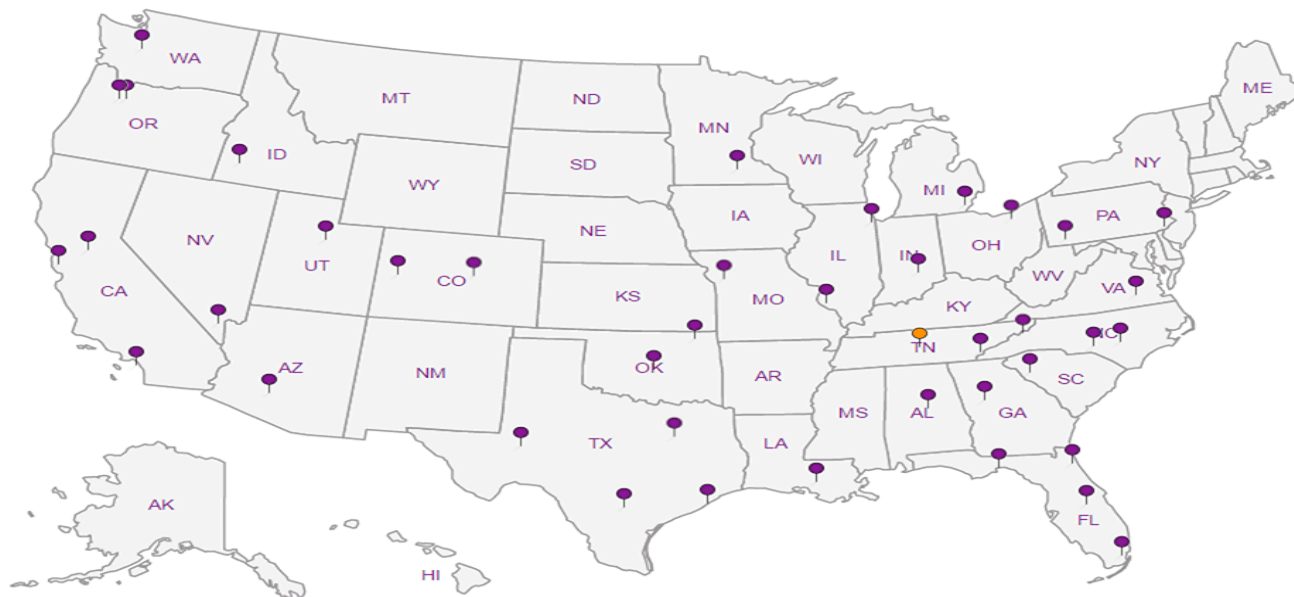
Third Party Federal Accreditations

A2LA – ISO 17025	1461.01	AIHA-LAP,LLC EMLAP	100789
A2LA – ISO 17025 ⁵	1461.02	DOD	1461.01
Canada	1461.01	USDA	P330-15-00234
EPA-Crypto	TN00003		

¹ Drinking Water ² Underground Storage Tanks ³ Aquatic Toxicity ⁴ Chemical/Microbiological ⁵ Mold ⁶ Wastewater n/a Accreditation not applicable

Our Locations

Pace National has sixty-four client support centers that provide sample pickup and/or the delivery of sampling supplies. If you would like assistance from one of our support offices, please contact our main office. Pace National performs all testing at our central laboratory.



1 Cp

2 Tc

3 Ss

4 Cn

5 Sr

6 Qc

7 Gl

8 Al

9 Sc



FINAL LAB REPORT

Prepared by

SGS NORTH AMERICA

Prepared for

This report is approved by

This document is issued by the Company under its General Conditions of Service accessible at http://www.sgs.com/en/terms_and_conditions.htm. Attention is drawn to the limitation of liability, indemnification and jurisdiction issues defined therein.

SGS remains committed to serving you in the most effective manner. Should you have any questions or need additional information and technical support, please do not hesitate to contact us.

The management and staff of SGS welcomes customer feedback, both positive and negative, as we continually improve our services. Please visit our web site at www.sgs.com/ultratrace and click on the 'Email Us' link or go to our survey [here](#). Thank you for choosing SGS.

Any holder of this document is advised that it is a final submission and supersedes and voids all prior reports with the same report or identification number. The information contained hereon reflects the Company's findings at the time of its intervention only and within the limits of Client's instructions, if any. The Company's sole responsibility in conducting the work herein is to its Client and does not exonerate parties to a transaction from exercising all of their rights and obligations under such applicable transaction documents. This report may be reproduced in full only. The Company expressly disclaims any and all liability for the Client's use of or reliance upon the data contained herein. Any alteration, forgery or falsification of the content or appearance of this document which is not expressly authorized by the Company is unlawful and offenders may be prosecuted to the fullest extent of the law. Results reported relate only to the items tested.



PROJECT INFORMATION SUMMARY *(When applicable, see QC Annotations for details)*

Client Project
SGS Project #
Analytical Protocol(s)
No. Samples Submitted
Additional QC Sample(s)
No. Laboratory Method Blanks
No. OPRs / Batch CS3
Date Received
Condition Received
Temperature upon Receipt (°C)
Extraction within Holding Time
Analysis within Holding Time



QC ANNOTATIONS:

1. Please see Appendices attached for data qualifier/attribute and lab identifier descriptions which may be contained in the project.

APPENDIX A: GENERAL DATA QUALIFIERS / DATA ATTRIBUTES

B	The analyte was found in the method blank, at a concentration that was at least 10% of the concentration in the sample.
C	Two or more congeners co-elute. In EDDs, C denotes the lowest IUPAC congener in a co-elution group and additional co-eluters for the group are shown with the number of the lowest IUPAC co-eluter.
E	The reported concentration exceeds the calibration range (upper point of the calibration curve) and is an estimated value.
EMPC	Represents an Estimated Maximum Possible Concentration. EMPCs arise in cases where the signal/noise ratio is not sufficient for peak identification (the determined ion-abundance ratio is outside the allowed theoretical range), or where there is a co-eluting interference.
H/h	If the standard recovery is below the method or SOP specified value "H" is assigned. If the obtained value is less than half the specified value "h" is assigned.
J	Indicates that an analyte has a concentration below the reporting limit (lowest point of the calibration curve) and is an estimated value.
ND	Indicates a non-detect.
NR or R	Indicates a value that is not reportable.
PR	Due to interference, the associated congener is poorly resolved.
QI	Indicates the presence of a quantitative interference.
SI	Denotes "Single Ion Mode" and is utilized for PCBs where the secondary ion trace has a significantly elevated noise level due to background PFK. Responses for such peaks are calculated using an EMPC approach based solely on the primary ion area(s) and may be considered estimates.
U	The analyte was not detected. The estimated detection limit (EDL) may be reported for this analyte.
V	The labeled standard recovery was found to be outside of the method control limits.



APPENDIX B: DRBC/TMDL SPECIFIC DATA QUALIFIERS / DATA ATTRIBUTES

J	The reported result is an estimate. The value is less than the minimum calibration level but greater than the estimated detection limit (EDL).
U	The analyte was not detected in the sample at the estimated detection limit (EDL).
E	The reported concentration is an estimate. The value exceeds the upper calibration range (upper point of the calibration curve).
D	Dilution Data. Result was obtained from the analysis of a dilution.
B	Analyte found in the sample and associated method blank.
C	Co-eluting congener
Cxx	Co-elutes with the indicated congener, data is reported under the lowest IUPAC congener. 'Xx' denotes the IUPAC number with the lowest numerical designated congener.
NR	Analyte is not reportable because of problems in sample preparation or analysis.
V	Labeled standard recovery is not within method control limits.
X	Results from re-injection/repeat/second-column analysis.
EMPC	Estimated maximum possible concentration. Indicates that a peak is identified but did not meet the method specified ion-abundance ratio.

APPENDIX C: LAB IDENTIFIERS

AR	Indicates use of the archived portion of the sample extract.
CU	Indicates a sample that required additional clean-up prior to MS injection/processing.
D	Indicates a dilution of the sample extract. The number that follows the "D" indicates the dilution factor.
DE	Indicates a dilution performed with the addition of ES (extraction standard) solution.
DUP	Designation for a duplicate sample.
MS	Designation for a matrix spike.
MSD	Designation for a matrix spike duplicate.
RJ	Indicates a reinjection of the sample extract.
S	Indicates a sample split. The number that follows the "S" indicates the split factor.



SGS CERTIFICATIONS


Arkansas	88-0682
California (ELAP)	ELAP Cert #2914
CLIA	34D1013708
Connecticut	PH-0258
USDA Soil Permit	P330-17-00055
American Association for Laboratory Accreditation (A2LA)	2726.01 (ISO 17025:2005, 2009 TNI, DoD ELAP QSM 5.0)
Florida DOH	E87634
Louisiana DEQ	4115
Louisiana DOH	LA180027
Maine	2016028
Massachusetts	M-NC919
Minnesota (Primary NELAP For Method 23)	1179213
Mississippi	Reciprocity
Nebraska	NE-OS-33-17
New Hampshire	208317 & 208517
New Jersey	NC100
New York	11685
North Carolina DEQ	481
North Dakota	R-197
Oregon	NC200002
Pennsylvania	68-03675
South Carolina	99029002
Texas	T104704260
US Coast Guard	16714/159.317/SGS
Virginia	9502
Washington	C913
West Virginia	293

Rev. 13-Mar-2018

Sample ID: NTD-SED-A

Method 1613B

Client Data		Sample Data		Laboratory Data			
Name:	SLR International Corp	Matrix:	Solid	Lab Project ID:	B2440	Date Received:	13-Jul-2018
Project ID:	Nord Door	Weight/Volume:	10.97 g	Lab Sample ID:	B2440_16044_DF_001	Date Extracted:	23-Jul-2018
Date Collected:	09-Jul-2018	% Solid:	89.5 %	QC Batch No:	16044	Date Analyzed:	31-Jul-2018
		Split:	-	Dilution:	-	Time Analyzed:	13:59:48
Analyte	Conc. (pg/g)	DL (pg/g)	EMPC (pg/g)	Qualifiers	Standard	ES Recoveries	Qualifiers
2378-TCDD	EMPC		1.8		ES 2378-TCDD	90.1	
12378-PeCDD	14.7				ES 12378-PeCDD	78.7	
123478-HxCDD	32.3				ES 123478-HxCDD	76	
123678-HxCDD	105				ES 123678-HxCDD	73.1	
123789-HxCDD	62.2				ES 123789-HxCDD	74.1	
1234678-HpCDD	2,540				ES 1234678-HpCDD	77.6	
OCDD	25,300			E	ES OCDD	59.1	
2378-TCDF	2.74				ES 2378-TCDF	91.2	
12378-PeCDF	6.09				ES 12378-PeCDF	77.8	
23478-PeCDF	6.84				ES 23478-PeCDF	82	
123478-HxCDF	26.7				ES 123478-HxCDF	82.8	
123678-HxCDF	EMPC		22.4		ES 123678-HxCDF	74.3	
234678-HxCDF	34.1				ES 234678-HxCDF	76.8	
123789-HxCDF	ND	0.979			ES 123789-HxCDF	85.7	
1234678-HpCDF	479				ES 1234678-HpCDF	76.4	
1234789-HpCDF	32.4				ES 1234789-HpCDF	79.4	
OCDF	1,180				ES OCDF	70.8	
Totals					Standard	CS Recoveries	
Total TCDD	5.28		18.7		CS 37Cl-2378-TCDD	102	
Total PeCDD	75		83.8		CS 12347-PeCDD	96.1	
Total HxCDD	594		604		CS 12346-PeCDF	100	
Total HpCDD	4,200		4,200		CS 123469-HxCDF	90.2	
Total TCDF	33.1		40.3		CS 1234689-HpCDF	87.6	
Total PeCDF	156		160				
Total HxCDF	562		589				
Total HpCDF	1,290		1,300				
Total PCDD/Fs	33,300		33,400				
ITEF TEQs							
TEQ: ND=0	94.3		98.3				
TEQ: ND=DL/2	94.3	1.27	98.4				
TEQ: ND=DL	94.4	2.54	98.4				




5500 Business Drive
Wilmington, NC 28405, USA
www.us.sgs.com
Tel: +1 910 794-1613; Toll-Free 866 846-8290

Sample ID: NTD-SED-B

Method 1613B

Client Data		Sample Data		Laboratory Data			
Name:	SLR International Corp	Matrix:	Solid	Lab Project ID:	B2440	Date Received:	13-Jul-2018
Project ID:	Nord Door	Weight/Volume:	10.37 g	Lab Sample ID:	B2440_16044_DF_002	Date Extracted:	23-Jul-2018
Date Collected:	09-Jul-2018	% Solid:	82.9 %	QC Batch No:	16044	Date Analyzed:	31-Jul-2018
		Split:	-	Dilution:	-	Time Analyzed:	14:49:08
Analyte	Conc. (pg/g)	DL (pg/g)	EMPC (pg/g)	Qualifiers	Standard	ES Recoveries	Qualifiers
2378-TCDD	2.9				ES 2378-TCDD	94.4	
12378-PeCDD	23.7				ES 12378-PeCDD	84.7	
123478-HxCDD	54.4				ES 123478-HxCDD	80.8	
123678-HxCDD	177				ES 123678-HxCDD	76.2	
123789-HxCDD	102				ES 123789-HxCDD	79.8	
1234678-HpCDD	4,410				ES 1234678-HpCDD	85.5	
OCDD	42,600			E	ES OCDD	71.5	
2378-TCDF	4.47				ES 2378-TCDF	87.5	
12378-PeCDF	8.53				ES 12378-PeCDF	77	
23478-PeCDF	18.5				ES 23478-PeCDF	82.2	
123478-HxCDF	40.2				ES 123478-HxCDF	85.3	
123678-HxCDF	40.8				ES 123678-HxCDF	76.4	
234678-HxCDF	56.2				ES 234678-HxCDF	81.1	
123789-HxCDF	ND	0.54			ES 123789-HxCDF	89.6	
1234678-HpCDF	876				ES 1234678-HpCDF	83.2	
1234789-HpCDF	57.5				ES 1234789-HpCDF	89.9	
OCDF	2,090				ES OCDF	80.4	
Totals					Standard	CS Recoveries	
Total TCDD	39.7		41.3		CS 37Cl-2378-TCDD	96.8	
Total PeCDD	139		144		CS 12347-PeCDD	98.5	
Total HxCDD	1,020		1,020		CS 12346-PeCDF	98.9	
Total HpCDD	7,330		7,330		CS 123469-HxCDF	90.9	
Total TCDF	74.4		93.1		CS 1234689-HpCDF	94.6	
Total PeCDF	278		282				
Total HxCDF	1,040		1,040				
Total HpCDF	2,370		2,370				
Total PCDD/Fs	57,000		57,000				
ITEF TEQs							
TEQ: ND=0	170		170				
TEQ: ND=DL/2	170	0.878	170				
TEQ: ND=DL	170	1.76	170				




5500 Business Drive
Wilmington, NC 28405, USA
www.us.sgs.com
Tel: +1 910 794-1613; Toll-Free 866 846-8290

Sample ID: Method Blank B2440_16044

Method 1613B

Client Data		Sample Data		Laboratory Data			
Name:	SLR International Corp	Matrix:	Solid	Lab Project ID:	B2440	Date Received:	n/a
Project ID:	Nord Door	Weight/Volume:	10.00 g	Lab Sample ID:	MB1_16044_DF_SDS-RJ	Date Extracted:	23-Jul-2018
Date Collected:	n/a	% Solid:	n/a	QC Batch No:	16044	Date Analyzed:	31-Jul-2018
		Split:	-	Dilution:	-	Time Analyzed:	11:32:04
Analyte	Conc. (pg/g)	DL (pg/g)	EMPC (pg/g)	Qualifiers	Standard	ES Recoveries	Qualifiers
2378-TCDD	ND	0.306			ES 2378-TCDD	74.5	
12378-PeCDD	ND	0.163			ES 12378-PeCDD	80.6	
123478-HxCDD	ND	0.265			ES 123478-HxCDD	75.6	
123678-HxCDD	ND	0.237			ES 123678-HxCDD	75.3	
123789-HxCDD	ND	0.253			ES 123789-HxCDD	74.4	
1234678-HpCDD	ND	0.139			ES 1234678-HpCDD	84.8	
OCDD	ND	0.23			ES OCDD	77.2	
2378-TCDF	ND	0.228			ES 2378-TCDF	69.4	
12378-PeCDF	ND	0.162			ES 12378-PeCDF	65.8	
23478-PeCDF	ND	0.162			ES 23478-PeCDF	72.8	
123478-HxCDF	ND	0.165			ES 123478-HxCDF	77.7	
123678-HxCDF	ND	0.154			ES 123678-HxCDF	72.7	
234678-HxCDF	ND	0.163			ES 234678-HxCDF	80.4	
123789-HxCDF	ND	0.183			ES 123789-HxCDF	83.6	
1234678-HpCDF	ND	0.0923			ES 1234678-HpCDF	86.2	
1234789-HpCDF	ND	0.0884			ES 1234789-HpCDF	91.7	
OCDF	ND	0.358			ES OCDF	92.6	
Totals					Standard	CS Recoveries	
Total TCDD	ND	0.306	ND		CS 37Cl-2378-TCDD	93	
Total PeCDD	ND	0.163	ND		CS 12347-PeCDD	102	
Total HxCDD	ND	0.251	ND		CS 12346-PeCDF	88.3	
Total HpCDD	ND	0.139	ND		CS 123469-HxCDF	94.3	
					CS 1234689-HpCDF	105	
Total TCDF	ND	0.228	ND				
Total PeCDF	ND	0.162	ND				
Total HxCDF	ND	0.166	ND				
Total HpCDF	ND	0.0905	ND				
Total PCDD/Fs	ND		ND				
ITEF TEQs							
TEQ: ND=0	0		0				
TEQ: ND=DL/2	0.323	0.323	0.323				
TEQ: ND=DL	0.645	0.645	0.645				



5500 Business Drive
 Wilmington, NC 28405, USA
 www.us.sgs.com
 Tel: +1 910 794-1613; Toll-Free 866 846-8290

METHOD 1613B

PCDD/F ONGOING PRECISION AND RECOVERY (OPR)

FORM 8A

Lab Name: SGS North America
 Initial Calibration: ICAL: HRMS2_DF_09062018_22NOV2017
 Instrument ID: HRMS2 GC Column ID: ZB-5ms
 VER Data Filename: 180730B36 Analysis Date: 31-JUL-2018 09:56:27
 Lab ID: OPR1_16044_DF-RJ

NATIVE ANALYTES	SPIKE CONC.	CONC. FOUND	RANGE (ng/mL)			OK
2,3,7,8-TCDD	10	12.1	6.7	-	15.8	Y
1,2,3,7,8-PeCDD	50	56.6	35	-	71	Y
1,2,3,4,7,8-HxCDD	50	60.8	35	-	82	Y
1,2,3,6,7,8-HxCDD	50	62.5	38	-	67	Y
1,2,3,7,8,9-HxCDD	50	54.9	32	-	81	Y
1,2,3,4,6,7,8-HpCDD	50	56.7	35	-	70	Y
OCDD	100	126	78	-	144	Y
2,3,7,8-TCDF	10	11.5	7.5	-	15.8	Y
1,2,3,7,8-PeCDF	50	59	40	-	67	Y
2,3,4,7,8-PeCDF	50	58.5	34	-	80	Y
1,2,3,4,7,8-HxCDF	50	58.6	36	-	67	Y
1,2,3,6,7,8-HxCDF	50	59.3	42	-	65	Y
2,3,4,6,7,8-HxCDF	50	58.5	35	-	78	Y
1,2,3,7,8,9-HxCDF	50	55.6	39	-	65	Y
1,2,3,4,6,7,8-HpCDF	50	60.7	41	-	61	Y
1,2,3,4,7,8,9-HpCDF	50	57.2	39	-	69	Y
OCDF	100	117	63	-	170	Y

Contract-required concentration limits for OPR as specified in Table 6,
 Method 1613. 10/94

Processed: 01 Aug 2018 10:40 Analyst: FS

METHOD 1613B

PCDD/F ONGOING PRECISION AND RECOVERY (OPR)

FORM 8B

Lab Name: SGS North America
 Initial Calibration: ICAL: HRMS2_DF_09062018_22NOV2017
 Instrument ID: HRMS2 GC Column ID: ZB-5ms
 VER Data Filename: 180730B36 Analysis Date: 31-JUL-2018 09:56:27
 Lab ID: OPR1_16044_DF-RJ

LABELED ANALYTES	SPIKE CONC.	CONC. FOUND	RANGE (ng/mL)			OK
13C-2,3,7,8-TCDD	100	69.6	20	-	175	Y
13C-1,2,3,7,8-PeCDD	100	76.1	21	-	227	Y
13C-1,2,3,4,7,8-HxCDD	100	72.1	21	-	193	Y
13C-1,2,3,6,7,8-HxCDD	100	69.4	25	-	163	Y
13C-1,2,3,7,8,9-HxCDD	100	74.5	26	-	166	Y
13C-1,2,3,4,6,7,8-HpCDD	100	88.1	26	-	166	Y
13C-OCDD	200	141	26	-	397	Y
13C-2,3,7,8-TCDF	100	67.9	22	-	152	Y
13C-1,2,3,7,8-PeCDF	100	64.7	21	-	192	Y
13C-2,3,4,7,8-PeCDF	100	69.8	13	-	328	Y
13C-1,2,3,4,7,8-HxCDF	100	74.6	19	-	202	Y
13C-1,2,3,6,7,8-HxCDF	100	68.7	21	-	159	Y
13C-2,3,4,6,7,8-HxCDF	100	78.8	22	-	176	Y
13C-1,2,3,7,8,9-HxCDF	100	81.5	17	-	205	Y
13C-1,2,3,4,6,7,8-HpCDF	100	83.5	21	-	158	Y
13C-1,2,3,4,7,8,9-HpCDF	100	93.4	20	-	186	Y
13C-OCDF	200	177	26	-	397	Y
CLEANUP STANDARD						
37Cl-2,3,7,8-TCDD	40	34.6	12.4	-	76.4	Y

Contract-required concentration limits for OPR as specified in Table 6,
 Method 1613. 10/94

Processed: 01 Aug 2018 10:40 Analyst: FS

Sample ID: NTD-SED-A

Method 1668C

Client Data		Sample Data		Laboratory Data			
Name:	SLR International Corp	Matrix:	Soil	Project No.:	B2440	Date Received:	13-Jul-2018
Project ID:	Nord Door	Weight/Volume:	10.97 g	Sample ID:	B2440_16044_PCB_001-D2	Date Extracted:	23-Jul-2018
Date Collected:	09-Jul-2018	% Solid	89.50 %	QC Batch No.:	16044	Date Analyzed:	31-Jul-2018
Analyte	Conc.	DL	EMPC	Qualifier	Standard	Recovery	
	pg/g	pg/g	pg/g			%	
PCB-77 33'44'-TeCB	50.7				ES PCB-1	78	
PCB-81 344'5'-TeCB	ND	3.63			ES PCB-3	81.5	
PCB-105 233'44'-PeCB	618				ES PCB-4	87.7	
PCB-114 2344'5'-PeCB	33.5				ES PCB-15	86.9	
PCB-118 23'44'5'-PeCB	1,370				ES PCB-19	91	
PCB-123 23'44'5'-PeCB	24.3				ES PCB-37	89	
PCB-126 33'44'5'-PeCB	9.09				ES PCB-54	93.8	
PCB-156/157 233'44'5'/233'44'5'-HxCB	293			C	ES PCB-77	78.4	
PCB-167 23'44'55'-HxCB	104				ES PCB-81	83.9	
PCB-169 33'44'55'-HxCB	ND	10.8			ES PCB-104	107	
PCB-189 233'44'55'-HpCB	EMPC		13.3		ES PCB-105	86.3	
					ES PCB-114	87.4	
TEQs (WHO 2005 M/H)					ES PCB-118	91.5	
					ES PCB-123	103	
ND = 0	0.988		0.988		ES PCB-126	67.4	
ND = 0.5 x DL	1.15		1.15		ES PCB-153	98.6	
ND = DL	1.31		1.31		ES PCB-155	115	
					ES PCB-156/157	66.3	
					ES PCB-167	71.8	
Totals					ES PCB-169	48.1	
Mono-CB	24.7				ES PCB-170	143	
Di-CB	339		348		ES PCB-180	152 V	
Tri-CB	615		655		ES PCB-188	104	
Tetra-CB	3,570				ES PCB-189	108	
Penta-CB	11,400		11,400		ES PCB-202	81.9	
Hexa-CB	9,500		9,500		ES PCB-205	92.2	
Hepta-CB	2,800		2,840		ES PCB-206	104	
Octa-CB	688		707		ES PCB-208	125	
Nona-CB	353				ES PCB-209	98.9	
Deca-CB	152				CS PCB-28	87.7	
Total PCB (Mono-Deca)	29,400		29,600		CS PCB-111	89.4	
					CS PCB-178	82	

Checkcode: 742-334-SVK/C

SGS North America - PCB v0.82

Report Created: 01-Aug-2018 13:34 Analyst: AH



Sample ID: NTD-SED-A **Method 1668C**

Client Data			Sample Data			Laboratory Data						
Name:	SLR International Corp		Matrix:	Soil		Project No.:	B2440		Date Received:	13-Jul-2018		
Project ID:	Nord Door		Weight/Volume:	10.97 g		Sample ID:	B2440_16044_PCB_001-D2		Date Extracted:	23-Jul-2018		
Date Collected:	09-Jul-2018		% Solid	n/a		QC Batch No.:	16044		Date Analyzed:	31-Jul-2018		
			Units	pg/g		Checkcode:	742-334-SVK/C		Time Analyzed:	11:23:44		

Mono	Conc.	Qualifiers	Tri	Conc.	Qualifiers	Tetra	Conc.	Qualifiers	Tetra	Conc.	Qualifiers
PCB-1	7.19		PCB-19	[8.09]	EMPC	PCB-54	(0.774)		PCB-72	(3.54)	
PCB-2	5.6		PCB-30/18	75.1	C	PCB-50/53	57.6	C	PCB-68	(3.29)	
PCB-3	11.9		PCB-17	[31.6]	EMPC	PCB-45	55.5		PCB-57	(3.72)	
			PCB-27	8.99		PCB-51	10.4		PCB-58	(3.72)	
Conc.	24.7		PCB-24	(1.69)		PCB-46	23.2		PCB-67	6.3	
EMPC	24.7		PCB-16	37.9		PCB-52	1,110		PCB-63	8.86	
			PCB-32	24.4		PCB-73	(1.55)		PCB-61/70/74/76	741	C
Di	Conc.	Qualifiers	PCB-34	(3.17)		PCB-43	11.3		PCB-66	280	
PCB-4	13.9		PCB-23	(3.08)		PCB-69/49	191	C	PCB-55	(3.86)	
PCB-10	1.13		PCB-26/29	19.5	C	PCB-48	42.4		PCB-56	133	
PCB-9	3.04		PCB-25	9.61		PCB-44/47/65	384	C	PCB-60	64.9	
PCB-7	2.05		PCB-31	110		PCB-59/62/75	28	C	PCB-80	(3.31)	
PCB-6	[9.58]	EMPC	PCB-28/20	130	C	PCB-42	62.8		PCB-79	14.7	
PCB-5	(1.56)		PCB-21/33	66.1	C	PCB-41	25.3		PCB-78	(4.02)	
PCB-8	52.2		PCB-22	44.5		PCB-71/40	130	C	PCB-81	(3.63)	
PCB-14	(1.33)		PCB-36	3.76		PCB-64	138		PCB-77	50.7	
PCB-11	201		PCB-39	(2.89)							
PCB-13/12	8.49	C	PCB-38	(3.31)							
PCB-15	56.7		PCB-35	7.78							
			PCB-37	77.4							
Conc.	339		Conc.	615					Conc.	3,570	
EMPC	348		EMPC	655					EMPC	3,570	



5500 Business Drive
 Wilmington, NC 28405, USA
 Tel: +1 910 794-1613
 www.us.sgs.com

Totals	Conc.	EMPC
Mono-Tri	978	1,030
Tetra-Hexa	24,500	24,500
Hepta-Deca	3,990	4,050
Mono-Deca	29,400	29,600


Sample ID: NTD-SED-A						Method 1668C					
Penta	Conc.	Qualifiers	Penta	Conc.	Qualifiers	Hexa	Conc.	Qualifiers	Hexa	Conc.	Qualifiers
PCB-104	(0.369)		PCB-109/119/86/97/125/87	1,130	C	PCB-155	(0.593)		PCB-165	(0.818)	
PCB-96	10		PCB-117	36		PCB-152	2.57		PCB-146	283	
PCB-103	8.15		PCB-116/85	237	C	PCB-150	[1.95]	EMPC	PCB-161	(0.751)	
PCB-94	[6.43]	EMPC	PCB-110	2,420		PCB-136	240		PCB-153/168	1,360	C
PCB-95	1,520		PCB-115	(1.22)		PCB-145	(0.663)		PCB-141	370	
PCB-100/93	[8.1]	EMPC C	PCB-82	214		PCB-148	2.59		PCB-130	159	
PCB-102	37.1		PCB-111	(1.28)		PCB-151/135	638	C	PCB-137	127	
PCB-98	(2.12)		PCB-120	(1.28)		PCB-154	21		PCB-164	155	
PCB-88	(1.84)		PCB-108/124	68.9	C	PCB-144	102		PCB-163/138/129	2,160	C
PCB-91	231		PCB-107	93.5		PCB-147/149	1,610	C	PCB-160	(0.777)	
PCB-84	555		PCB-123	24.3		PCB-134	156		PCB-158	231	
PCB-89	[17.5]	EMPC	PCB-106	(1.41)		PCB-143	(1.02)		PCB-128/166	487	C
PCB-121	(1.26)		PCB-118	1,370		PCB-139/140	50	C	PCB-159	(7.09)	
PCB-92	331		PCB-122	23.4		PCB-131	48.6		PCB-162	11.4	
PCB-113/90/101	1,680	C	PCB-114	33.5		PCB-142	(1.06)		PCB-167	104	
PCB-83	69.6		PCB-105	618		PCB-132	848		PCB-156/157	293	C
PCB-99	666		PCB-127	(1.68)		PCB-133	33.8		PCB-169	(10.8)	
PCB-112	(1.34)		PCB-126	9.09							
			Conc.	11,400					Conc.	9,500	
			EMPC	11,400					EMPC	9,500	
Hepta	Conc.	Qualifiers	Hepta	Conc.	Qualifiers	Octa	Conc.	Qualifiers	Nona	Conc.	Qualifiers
PCB-188	(0.481)		PCB-174	414		PCB-202	39.8		PCB-208	80.3	
PCB-179	109		PCB-177	224		PCB-201	[18.3]	EMPC	PCB-207	20	
PCB-184	(0.527)		PCB-181	7.2		PCB-204	(0.622)		PCB-206	253	
PCB-176	35.3		PCB-171/173	130	C	PCB-197	4.96				
PCB-186	(0.505)		PCB-172	59.9		PCB-200	18.6		Conc.	353	
PCB-178	51.2		PCB-192	(2.65)		PCB-198/199	197	C	EMPC	353	
PCB-175	16.7		PCB-180/193	657	C	PCB-196	58.5				
PCB-187	443		PCB-191	14.5		PCB-203	115		Deca	Conc.	Qualifiers
PCB-182	(2.86)		PCB-170	356		PCB-195	66.8		PCB-209	152	
PCB-183	219		PCB-190	60.7		PCB-194	188				
PCB-185	[30]	EMPC	PCB-189	[13.3]	EMPC	PCB-205	(5.34)				
			Conc.	2,800		Conc.	688				
			EMPC	2,840		EMPC	707				

Sample ID: NTD-SED-B

Method 1668C

Client Data		Sample Data		Laboratory Data			
Name:	SLR International Corp	Matrix:	Soil	Project No.:	B2440	Date Received:	13-Jul-2018
Project ID:	Nord Door	Weight/Volume:	10.37 g	Sample ID:	B2440_16044_PCB_002-D2-RJ	Date Extracted:	23-Jul-2018
Date Collected:	09-Jul-2018	% Solid	82.91 %	QC Batch No.:	16044	Date Analyzed:	31-Jul-2018
Analyte	Conc.	DL	EMPC	Qualifier	Standard	Recovery	
	pg/g	pg/g	pg/g			%	
PCB-77 33'44'-TeCB	EMPC		47.3		ES PCB-1	82.9	
PCB-81 344'5'-TeCB	23.6				ES PCB-3	84.1	
PCB-105 233'44'-PeCB	390				ES PCB-4	89.7	
PCB-114 2344'5'-PeCB	EMPC		18.7		ES PCB-15	92.6	
PCB-118 23'44'5'-PeCB	748				ES PCB-19	98.8	
PCB-123 23'44'5'-PeCB	EMPC		17.8		ES PCB-37	86.7	
PCB-126 33'44'5'-PeCB	ND	12			ES PCB-54	89	
PCB-156/157 233'44'5'/233'44'5'-HxCB	218			C	ES PCB-77	40.8	
PCB-167 23'44'55'-HxCB	EMPC		75.4		ES PCB-81	53.6	
PCB-169 33'44'55'-HxCB	ND	19.7			ES PCB-104	144	
PCB-189 233'44'55'-HpCB	EMPC		13.6		ES PCB-105	54.7	
					ES PCB-114	57.4	
TEQs (WHO 2005 M/H)					ES PCB-118	67.9	
					ES PCB-123	64.8	
ND = 0	0.0477		0.0562		ES PCB-126	39.8	
ND = 0.5 x DL	0.947		0.955		ES PCB-153	115	
ND = DL	1.85		1.85		ES PCB-155	228 V	
					ES PCB-156/157	80.9	
Totals					ES PCB-167	103	
Mono-CB	27.7		35.8		ES PCB-169	75.2	
Di-CB	287		306		ES PCB-170	122	
Tri-CB	442		450		ES PCB-180	96.9	
Tetra-CB	2,570		2,640		ES PCB-188	97.8	
Penta-CB	11,800		11,900		ES PCB-189	97.6	
Hexa-CB	9,220		9,390		ES PCB-202	98.1	
Hepta-CB	4,020		4,230		ES PCB-205	78.9	
Octa-CB	954				ES PCB-206	144	
Nona-CB	148				ES PCB-208	102	
Deca-CB	89.5				ES PCB-209	99.2	
					CS PCB-28	86	
Total PCB (Mono-Deca)	29,600		30,100		CS PCB-111	76.4	
					CS PCB-178	98	



Sample ID: NTD-SED-B						Method 1668C								
Client Data			Sample Data			Laboratory Data								
Name: SLR International Corp			Matrix: Soil			Project No.: B2440			Date Received: 13-Jul-2018					
Project ID: Nord Door			Weight/Volume: 10.37 g			Sample ID: B2440_16044_PCB_002-D2-RJ			Date Extracted: 23-Jul-2018					
Date Collected: 09-Jul-2018			% Solid: n/a			QC Batch No.: 16044			Date Analyzed: 31-Jul-2018					
			Units: pg/g			Checkcode: 009-922-DWT/C			Time Analyzed: 13:40:02					
Mono	Conc.	Qualifiers	Tri	Conc.	Qualifiers	Tetra	Conc.	Qualifiers	Tetra	Conc.	Qualifiers			
PCB-1	10.8		PCB-19	6.44		PCB-54	(0.967)		PCB-72	(6.26)				
PCB-2	[8.09]	EMPC	PCB-30/18	39.2	C	PCB-50/53	74.4	C	PCB-68	(5.82)				
PCB-3	16.9		PCB-17	16		PCB-45	64.6		PCB-57	(6.58)				
			PCB-27	5.26		PCB-51	15.1		PCB-58	(6.58)				
			PCB-24	(1.61)		PCB-46	31.4		PCB-67	(6.38)				
Conc.	27.7		PCB-16	19.5		PCB-52	624		PCB-63	(6.01)				
EMPC	35.8		PCB-32	15.7		PCB-73	(2.37)		PCB-61/70/74/76	537	C			
			PCB-34	(3.19)		PCB-43	10.2		PCB-66	235				
Di	Conc.	Qualifiers	PCB-23	(3.11)		PCB-69/49	147	C	PCB-55	(6.83)				
PCB-4	[10.7]	EMPC	PCB-26/29	13.7	C	PCB-48	34.7		PCB-56	105				
PCB-10	(0.818)		PCB-25	7.64		PCB-44/47/65	285	C	PCB-60	52				
PCB-9	2.71		PCB-31	76.9		PCB-59/62/75	36.5	C	PCB-80	(5.85)				
PCB-7	2.55		PCB-28/20	97.9	C	PCB-42	59.9		PCB-79	[7.56]	EMPC			
PCB-6	[8.83]	EMPC	PCB-21/33	43.4	C	PCB-41	[18.1]	EMPC	PCB-78	(7.11)				
PCB-5	(1.88)		PCB-22	32.1		PCB-71/40	114	C	PCB-81	23.6				
PCB-8	46.8		PCB-36	5.01		PCB-64	120		PCB-77	[47.3]	EMPC			
PCB-14	(1.59)		PCB-39	(2.91)										
PCB-11	167		PCB-38	(3.33)										
PCB-13/12	8.58	C	PCB-35	[7.55]	EMPC									
PCB-15	59.3		PCB-37	63.3										
Conc.	287		Conc.	442					Conc.	2,570				
EMPC	306		EMPC	450					EMPC	2,640				
 5500 Business Drive Wilmington, NC 28405, USA Tel: +1 910 794-1613 www.us.sgs.com						Totals			Conc.			EMPC		
						Mono-Tri			757			792		
						Tetra-Hexa			23,600			23,900		
						Hepta-Deca			5,210			5,420		
Mono-Deca			29,600			30,100								

Sample ID: NTD-SED-B						Method 1668C					
Penta	Conc.	Qualifiers	Penta	Conc.	Qualifiers	Hexa	Conc.	Qualifiers	Hexa	Conc.	Qualifiers
PCB-104	(0.788)		PCB-109/119/86/97/125/87	953	C	PCB-155	(1.4)		PCB-165	(2.87)	
PCB-96	6.99		PCB-117	30.6		PCB-152	(1.51)		PCB-146	312	
PCB-103	20.3		PCB-116/85	209	C	PCB-150	(1.45)		PCB-161	(2.63)	
PCB-94	11.9		PCB-110	2,540		PCB-136	223		PCB-153/168	1,290	C
PCB-95	2,520		PCB-115	(4.56)		PCB-145	(1.57)		PCB-141	352	
PCB-100/93	[14.8]	EMPC C	PCB-82	187		PCB-148	(3.3)		PCB-130	145	
PCB-102	58.5		PCB-111	(4.81)		PCB-151/135	865	C	PCB-137	88	
PCB-98	(7.95)		PCB-120	(4.81)		PCB-154	[20.7]	EMPC	PCB-164	157	
PCB-88	(6.88)		PCB-108/124	51.1	C	PCB-144	116		PCB-163/138/129	1,940	C
PCB-91	353		PCB-107	58.7		PCB-147/149	1,890	C	PCB-160	(2.72)	
PCB-84	846		PCB-123	[17.8]	EMPC	PCB-134	159		PCB-158	191	
PCB-89	[23.2]	EMPC	PCB-106	(5.3)		PCB-143	(3.57)		PCB-128/166	373	C
PCB-121	(4.74)		PCB-118	748		PCB-139/140	[39.3]	EMPC C	PCB-159	(15.9)	
PCB-92	390		PCB-122	16.6		PCB-131	[35.4]	EMPC	PCB-162	(15.7)	
PCB-113/90/101	1,730	C	PCB-114	[18.7]	EMPC	PCB-142	(3.73)		PCB-167	[75.4]	EMPC
PCB-83	86.3		PCB-105	390		PCB-132	861		PCB-156/157	218	C
PCB-99	596		PCB-127	(6.51)		PCB-133	36.9		PCB-169	(19.7)	
PCB-112	(5.04)		PCB-126	(12)							
			Conc.	11,800					Conc.	9,220	
			EMPC	11,900					EMPC	9,390	
Hepta	Conc.	Qualifiers	Hepta	Conc.	Qualifiers	Octa	Conc.	Qualifiers	Nona	Conc.	Qualifiers
PCB-188	(2.75)		PCB-174	607		PCB-202	51.1		PCB-208	47.9	
PCB-179	212		PCB-177	355		PCB-201	33.3		PCB-207	(9.6)	
PCB-184	(3.01)		PCB-181	(11.5)		PCB-204	(5.06)		PCB-206	100	
PCB-176	59.1		PCB-171/173	[153]	EMPC C	PCB-197	(4.74)				
PCB-186	(2.88)		PCB-172	88		PCB-200	31		Conc.	148	
PCB-178	93.2		PCB-192	(10)		PCB-198/199	259	C	EMPC	148	
PCB-175	[19.7]	EMPC	PCB-180/193	1,070	C	PCB-196	102				
PCB-187	678		PCB-191	[21.2]	EMPC	PCB-203	148		Deca	Conc.	Qualifiers
PCB-182	(10.8)		PCB-170	429		PCB-195	92.7		PCB-209	89.5	
PCB-183	311		PCB-190	71.7		PCB-194	237				
PCB-185	45.9		PCB-189	[13.6]	EMPC	PCB-205	(22)				
			Conc.	4,020		Conc.	954				
			EMPC	4,230		EMPC	954				

Sample ID: Method Blank B2440_16044

Method 1668C

Client Data		Sample Data		Laboratory Data			
Name:	SLR International Corp	Matrix:	Soil	Project No.:	B2440	Date Received:	n/a
Project ID:	Nord Door	Weight/Volume:	10.00 g	Sample ID:	MB1_16044_PCB_SDS	Date Extracted:	23-Jul-2018
Date Collected:	n/a	% Solid	n/a	QC Batch No.:	16044	Date Analyzed:	30-Jul-2018
Analyte	Conc.	DL	EMPC	Qualifier	Standard	Recovery	
	pg/g	pg/g	pg/g			%	
PCB-77 33'44'-TeCB	ND	0.315			ES PCB-1	65	
PCB-81 344'5'-TeCB	ND	0.315			ES PCB-3	66.5	
PCB-105 233'44'-PeCB	ND	0.142			ES PCB-4	72.2	
PCB-114 2344'5'-PeCB	ND	0.15			ES PCB-15	89.6	
PCB-118 23'44'5'-PeCB	0.339			J	ES PCB-19	83.2	
PCB-123 23'44'5'-PeCB	ND	0.138			ES PCB-37	89.4	
PCB-126 33'44'5'-PeCB	ND	0.0968			ES PCB-54	73	
PCB-156/157 233'44'5'/233'44'5'-HxCB	ND	0.145		C	ES PCB-77	102	
PCB-167 23'44'55'-HxCB	ND	0.0901			ES PCB-81	108	
PCB-169 33'44'55'-HxCB	ND	0.0934			ES PCB-104	82.7	
PCB-189 233'44'55'-HpCB	ND	0.127			ES PCB-105	113	
					ES PCB-114	103	
TEQs (WHO 2005 M/H)					ES PCB-118	106	
					ES PCB-123	108	
ND = 0	0.0000102		0.0000102		ES PCB-126	106	
ND = 0.5 x DL	0.00633		0.00633		ES PCB-153	96.4	
ND = DL	0.0126		0.0126		ES PCB-155	81.7	
					ES PCB-156/157	97.3	
					ES PCB-167	97.6	
Totals					ES PCB-169	90.8	
Mono-CB	ND	0.26			ES PCB-170	105	
Di-CB			2.95		ES PCB-180	102	
Tri-CB	ND	0.455			ES PCB-188	87.5	
Tetra-CB			0.349		ES PCB-189	97	
Penta-CB	2.27		2.46		ES PCB-202	105	
Hexa-CB	0.543		0.981		ES PCB-205	101	
Hepta-CB	ND	0.108			ES PCB-206	87.8	
Octa-CB	ND	0.0771			ES PCB-208	99.7	
Nona-CB	ND	1.01			ES PCB-209	89.5	
Deca-CB	ND	0.0129			CS PCB-28	84.1	
					CS PCB-111	104	
Total PCB (Mono-Deca)	2.81		6.74		CS PCB-178	95.2	



Sample ID: Method Blank B2440_16044 **Method 1668C**

Client Data			Sample Data			Laboratory Data								
Name: SLR International Corp			Matrix: Soil			Project No.: B2440			Date Received: n/a					
Project ID: Nord Door			Weight/Volume: 10.00 g			Sample ID: MB1_16044_PCB_SDS			Date Extracted: 23-Jul-2018					
Date Collected: n/a			% Solid: n/a			QC Batch No.: 16044			Date Analyzed: 30-Jul-2018					
			Units: pg/g			Checkcode: 225-366-SVN/C			Time Analyzed: 20:39:31					
Mono	Conc.	Qualifiers	Tri	Conc.	Qualifiers	Tetra	Conc.	Qualifiers	Tetra	Conc.	Qualifiers			
PCB-1	(0.243)		PCB-19	(0.528)		PCB-54	(0.148)		PCB-72	(0.301)				
PCB-2	(0.303)		PCB-30/18	(0.434)	C	PCB-50/53	(0.285)	C	PCB-68	(0.281)				
PCB-3	(0.278)		PCB-17	(0.506)		PCB-45	(0.385)		PCB-57	(0.321)				
			PCB-27	(0.378)		PCB-51	(0.246)		PCB-58	(0.306)				
Conc.	0		PCB-24	(0.389)		PCB-46	(0.35)		PCB-67	(0.304)				
EMPC	0		PCB-16	(0.653)		PCB-52	(0.298)		PCB-63	(0.284)				
			PCB-32	(0.357)		PCB-73	(0.228)		PCB-61/70/74/76	(0.312)	C			
Di	Conc.	Qualifiers	PCB-34	(0.378)		PCB-43	(0.341)		PCB-66	(0.327)				
PCB-4	(0.235)		PCB-23	(0.363)		PCB-69/49	(0.248)	C	PCB-55	(0.329)				
PCB-10	(0.152)		PCB-26/29	(0.371)	C	PCB-48	(0.297)		PCB-56	(0.34)				
PCB-9	(0.28)		PCB-25	(0.37)		PCB-44/47/65	[0.349]	J EMPC C	PCB-60	(0.328)				
PCB-7	(0.246)		PCB-31	(0.354)		PCB-59/62/75	(0.221)	C	PCB-80	(0.278)				
PCB-6	(0.271)		PCB-28/20	(0.382)	C	PCB-42	(0.325)		PCB-79	(0.286)				
PCB-5	(0.272)		PCB-21/33	(0.364)	C	PCB-41	(0.385)		PCB-78	(0.349)				
PCB-8	(0.254)		PCB-22	(0.399)		PCB-71/40	(0.291)	C	PCB-81	(0.315)				
PCB-14	(0.23)		PCB-36	(0.371)		PCB-64	(0.206)		PCB-77	(0.315)				
PCB-11	[2.95]	EMPC	PCB-39	(0.356)										
PCB-13/12	(0.267)	C	PCB-38	(0.396)										
PCB-15	(0.231)		PCB-35	(0.409)										
			PCB-37	(0.381)										
Conc.	0		Conc.	0					Conc.	0				
EMPC	2.95		EMPC	0					EMPC	0.349				
<div style="display: inline-block; vertical-align: middle; margin-left: 10px;"> 5500 Business Drive Wilmington, NC 28405, USA Tel: +1 910 794-1613 www.us.sgs.com </div>						Totals			Conc.			EMPC		
						Mono-Tri			0			2.95		
						Tetra-Hexa			2.81			3.79		
						Hepta-Deca			0			0		
Mono-Deca			2.81			6.74								

Sample ID: Method Blank B2440_16044						Method 1668C					
Penta	Conc.	Qualifiers	Penta	Conc.	Qualifiers	Hexa	Conc.	Qualifiers	Hexa	Conc.	Qualifiers
PCB-104	(0.0713)		PCB-109/119/86/97/125/87	(0.157)	C	PCB-155	(0.0768)		PCB-165	(0.0936)	
PCB-96	(0.0847)		PCB-117	(0.145)		PCB-152	(0.0794)		PCB-146	(0.108)	
PCB-103	(0.162)		PCB-116/85	(0.157)	C	PCB-150	(0.079)		PCB-161	(0.0895)	
PCB-94	(0.188)		PCB-110	0.616	J	PCB-136	(0.0863)		PCB-153/168	[0.438]	J EMPC C
PCB-95	0.625	J	PCB-115	(0.149)		PCB-145	(0.0835)		PCB-141	(0.12)	
PCB-100/93	(0.171)	C	PCB-82	(0.227)		PCB-148	(0.112)		PCB-130	(0.134)	
PCB-102	(0.16)		PCB-111	(0.13)		PCB-151/135	(0.114)	C	PCB-137	(0.109)	
PCB-98	(0.194)		PCB-120	(0.131)		PCB-154	(0.101)		PCB-164	(0.0908)	
PCB-88	(0.196)		PCB-108/124	(0.144)	C	PCB-144	(0.111)		PCB-163/138/129	(0.114)	C
PCB-91	(0.157)		PCB-107	(0.132)		PCB-147/149	0.543	J C	PCB-160	(0.0853)	
PCB-84	(0.216)		PCB-123	(0.138)		PCB-134	(0.145)		PCB-158	(0.0835)	
PCB-89	(0.205)		PCB-106	(0.14)		PCB-143	(0.112)		PCB-128/166	(0.109)	C
PCB-121	(0.129)		PCB-118	0.339	J	PCB-139/140	(0.108)	C	PCB-159	(0.092)	
PCB-92	(0.189)		PCB-122	(0.177)		PCB-131	(0.127)		PCB-162	(0.0943)	
PCB-113/90/101	0.684	J C	PCB-114	(0.15)		PCB-142	(0.124)		PCB-167	(0.0901)	
PCB-83	(0.233)		PCB-105	(0.142)		PCB-132	(0.123)		PCB-156/157	(0.145)	C
PCB-99	[0.2]	J EMPC	PCB-127	(0.142)		PCB-133	(0.119)		PCB-169	(0.0934)	
PCB-112	(0.136)		PCB-126	(0.0968)							
			Conc.	2.27					Conc.	0.543	
			EMPC	2.46					EMPC	0.981	
Hepta	Conc.	Qualifiers	Hepta	Conc.	Qualifiers	Octa	Conc.	Qualifiers	Nona	Conc.	Qualifiers
PCB-188	(0.0077)		PCB-174	(0.161)		PCB-202	(0.0379)		PCB-208	(0.752)	
PCB-179	(0.00831)		PCB-177	(0.159)		PCB-201	(0.0388)		PCB-207	(0.709)	
PCB-184	(0.00863)		PCB-181	(0.138)		PCB-204	(0.0405)		PCB-206	(1.27)	
PCB-176	(0.0077)		PCB-171/173	(0.159)	C	PCB-197	(0.0382)				
PCB-186	(0.00805)		PCB-172	(0.156)		PCB-200	(0.04)		Conc.	0	
PCB-178	(0.011)		PCB-192	(0.116)		PCB-198/199	(0.0557)	C	EMPC	0	
PCB-175	(0.141)		PCB-180/193	(0.125)	C	PCB-196	(0.0538)				
PCB-187	(0.139)		PCB-191	(0.115)		PCB-203	(0.0512)		Deca	Conc.	Qualifiers
PCB-182	(0.132)		PCB-170	(0.163)		PCB-195	(0.155)		PCB-209	(0.0129)	
PCB-183	(0.135)		PCB-190	(0.117)		PCB-194	(0.15)				
PCB-185	(0.133)		PCB-189	(0.127)		PCB-205	(0.116)				
			Conc.	0		Conc.	0				
			EMPC	0		EMPC	0				

**METHOD 1668C****PCB ONGOING PRECISION AND RECOVERY (OPR)****FORM 8A**

Lab Name: SGS North America
Initial Calibration: ICAL: MM4_PCB_06072017_16MAR2018
Instrument ID: MM4 GC Column ID:
VER Data Filename: 180730S10 Analysis Date: 30-JUL-2018 18:45:34
Lab ID: OPR1_16044_PCB

NATIVE ANALYTES	SPIKE CONC. (pg/uL)	RECOVERY (%)	RANGE (%)			OK
PCB-1 2-MoCB	50	114	60	-	135	Y
PCB-3 4-MoCB	50	104	60	-	135	Y
PCB-4 22'-DiCB	50	113	60	-	135	Y
PCB-15 44'-DiCB	50	101	60	-	135	Y
PCB-19 22'6-TrCB	50	109	60	-	135	Y
PCB-37 344'-TrCB	50	112	60	-	135	Y
PCB-54 22'66'-TeCB	50	109	60	-	135	Y
PCB-77 33'44'-TeCB	50	113	60	-	135	Y
PCB-81 344'5-TeCB	50	108	60	-	135	Y
PCB-104 22'466'-PeCB	50	114	60	-	135	Y
PCB-105 233'44'-PeCB	50	114	60	-	135	Y
PCB-114 2344'5-PeCB	50	121	60	-	135	Y
PCB-118 23'44'5-PeCB	50	109	60	-	135	Y
PCB-123 23'44'5'-PeCB	50	112	60	-	135	Y
PCB-126 33'44'5-PeCB	50	114	60	-	135	Y
PCB-155 22'44'66'-HxCB	50	119	60	-	135	Y
PCB-156/157 ...-HxCB	100	116	60	-	135	Y
PCB-167 23'44'55'-HxCB	50	120	60	-	135	Y
PCB-169 33'44'55'-HxCB	50	115	60	-	135	Y
PCB-188 22'34'566'-HpCB	50	126	60	-	135	Y
PCB-189 233'44'55'-HpCB	50	116	60	-	135	Y
PCB-202 22'33'55'66'-OcCB	50	101	60	-	135	Y
PCB-205 233'44'55'6-OcCB	50	111	60	-	135	Y
PCB-206 22'33'44'55'6-NoCB	50	111	60	-	135	Y
PCB-208 22'33'455'66'-NoCB	50	116	60	-	135	Y
PCB-209 DeCB	50	110	60	-	135	Y

Contract-required recovery limits for OPR as specified in Table 6,
Method 1668C.

Processed: 01 Aug 2018 13:33 Analyst: AH

**METHOD 1668C****PCB ONGOING PRECISION AND RECOVERY (OPR)****FORM 8B**

Lab Name: SGS North America
Initial Calibration: ICAL: MM4_PCB_06072017_16MAR2018
Instrument ID: MM4 GC Column ID:
VER Data Filename: 180730S10 Analysis Date: 30-JUL-2018 18:45:34
Lab ID: OPR1_16044_PCB

LABELLED STANDARDS	SPIKE CONC. (pg/uL)	RECOVERY (%)	RANGE (%)			OK
ES PCB-1	100	62	15	-	145	Y
ES PCB-3	100	59.2	15	-	145	Y
ES PCB-4	100	61.7	15	-	145	Y
ES PCB-15	100	74.1	15	-	145	Y
ES PCB-19	100	67.3	15	-	145	Y
ES PCB-37	100	74.1	15	-	145	Y
ES PCB-54	100	62.5	15	-	145	Y
ES PCB-77	100	84.1	40	-	145	Y
ES PCB-81	100	89.1	40	-	145	Y
ES PCB-104	100	72.8	40	-	145	Y
ES PCB-105	100	92.5	40	-	145	Y
ES PCB-114	100	89.4	40	-	145	Y
ES PCB-118	100	90	40	-	145	Y
ES PCB-123	100	94.4	40	-	145	Y
ES PCB-126	100	92.9	40	-	145	Y
ES PCB-153	100	81.7	40	-	145	Y
ES PCB-155	100	68.5	40	-	145	Y
ES PCB-156/157	200	86.1	40	-	145	Y
ES PCB-167	100	85.2	40	-	145	Y
ES PCB-169	100	75	40	-	145	Y
ES PCB-170	100	92.7	40	-	145	Y
ES PCB-180	100	90.1	40	-	145	Y
ES PCB-188	100	70.6	40	-	145	Y
ES PCB-189	100	91.8	40	-	145	Y
ES PCB-202	100	88.5	40	-	145	Y
ES PCB-205	100	89.6	40	-	145	Y
ES PCB-206	100	83.2	40	-	145	Y
ES PCB-208	100	92.5	40	-	145	Y
ES PCB-209	100	88.8	40	-	145	Y
CLEANUP STANDARDS						
CS PCB-28	100	81.7	15	-	145	Y
CS PCB-111	100	103	40	-	145	Y
CS PCB-178	100	91	40	-	145	Y

Processed: 01 Aug 2018 13:33 Analyst: AH

SLR International Corp. - West Linn, OR

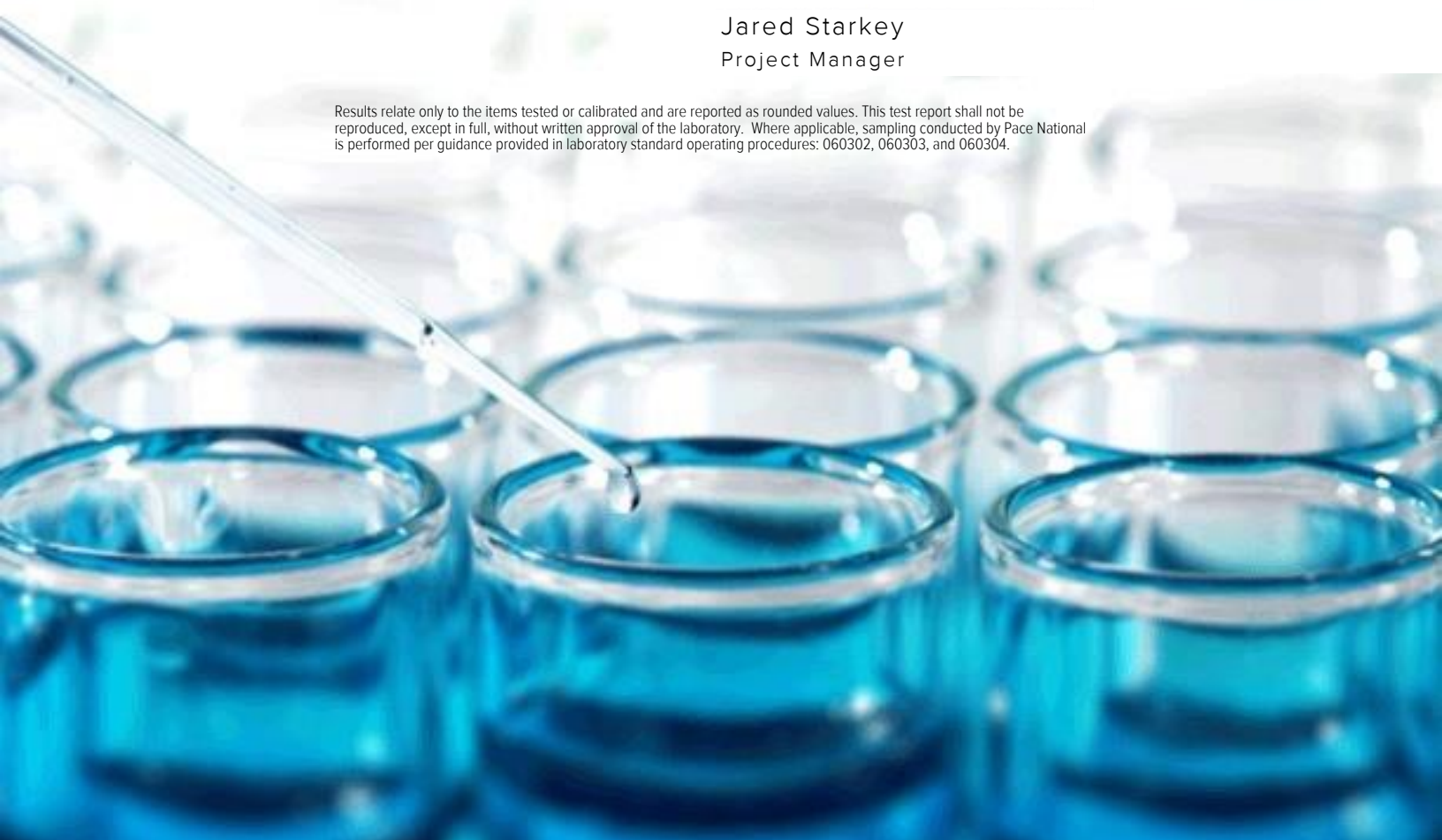
Sample Delivery Group: L1093831
Samples Received: 04/30/2019
Project Number: 108.00228.00059
Description: Nord Door Project - Everett, WA
Site: EVERETT, WA
Report To: Chris Kramer
1800 Blankenship Road, Suite 440
West Linn, OR 97068

Entire Report Reviewed By:



Jared Starkey
Project Manager

Results relate only to the items tested or calibrated and are reported as rounded values. This test report shall not be reproduced, except in full, without written approval of the laboratory. Where applicable, sampling conducted by Pace National is performed per guidance provided in laboratory standard operating procedures: 060302, 060303, and 060304.





Cp: Cover Page	1	¹Cp
Tc: Table of Contents	2	
Ss: Sample Summary	3	²Tc
Cn: Case Narrative	4	
Sr: Sample Results	5	³Ss
GP-801-GW L1093831-01	5	
GP-802-GW L1093831-03	8	⁴Cn
Qc: Quality Control Summary	11	⁵Sr
Volatile Organic Compounds (GC/MS) by Method 8260C	11	
Semi-Volatile Organic Compounds (GC) by Method NWTPHDX-NO SGT	15	⁶Qc
Semi Volatile Organic Compounds (GC/MS) by Method 8270D	16	
Gl: Glossary of Terms	21	⁷Gl
Al: Accreditations & Locations	22	⁸Al
Sc: Sample Chain of Custody	23	⁹Sc

SAMPLE SUMMARY



GP-801-GW L1093831-01 GW

Collected by S.L. Collected date/time 04/26/19 09:00 Received date/time 04/30/19 08:45

Method	Batch	Dilution	Preparation date/time	Analysis date/time	Analyst	Location
Volatile Organic Compounds (GC/MS) by Method 8260C	WG1274531	1	05/01/19 19:14	05/01/19 19:14	ADM	Mt. Juliet, TN
Semi-Volatile Organic Compounds (GC) by Method NWTPHDX-NO SGT	WG1274142	1	05/01/19 17:02	05/02/19 17:48	TH	Mt. Juliet, TN
Semi Volatile Organic Compounds (GC/MS) by Method 8270D	WG1274172	1	05/01/19 16:08	05/02/19 02:07	JF	Mt. Juliet, TN

1
Cp

2
Tc

3
Ss

GP-802-GW L1093831-03 GW

Collected by S.L. Collected date/time 04/26/19 16:35 Received date/time 04/30/19 08:45

Method	Batch	Dilution	Preparation date/time	Analysis date/time	Analyst	Location
Volatile Organic Compounds (GC/MS) by Method 8260C	WG1274531	1	05/01/19 19:34	05/01/19 19:34	ADM	Mt. Juliet, TN
Semi-Volatile Organic Compounds (GC) by Method NWTPHDX-NO SGT	WG1274142	1	05/01/19 17:02	05/02/19 18:10	TH	Mt. Juliet, TN
Semi Volatile Organic Compounds (GC/MS) by Method 8270D	WG1274172	1	05/01/19 16:08	05/02/19 02:28	JF	Mt. Juliet, TN

4
Cn

5
Sr

6
Qc

7
Gl

8
Al

9
Sc



All sample aliquots were received at the correct temperature, in the proper containers, with the appropriate preservatives, and within method specified holding times, unless qualified or notated within the report. Where applicable, all MDL (LOD) and RDL (LOQ) values reported for environmental samples have been corrected for the dilution factor used in the analysis. All Method and Batch Quality Control are within established criteria except where addressed in this case narrative, a non-conformance form or properly qualified within the sample results. By my digital signature below, I affirm to the best of my knowledge, all problems/anomalies observed by the laboratory as having the potential to affect the quality of the data have been identified by the laboratory, and no information or data have been knowingly withheld that would affect the quality of the data.

Jared Starkey
Project Manager

- 1 Cp
- 2 Tc
- 3 Ss
- 4 Cn
- 5 Sr
- 6 Qc
- 7 Gl
- 8 Al
- 9 Sc



Collected date/time: 04/26/19 09:00

L1093831

Volatile Organic Compounds (GC/MS) by Method 8260C

Analyte	Result	Qualifier	MDL	RDL	Dilution	Analysis	Batch
	ug/l		ug/l	ug/l		date / time	
Acetone	4.68	J	1.05	25.0	1	05/01/2019 19:14	WG1274531
Acrylonitrile	U		0.873	5.00	1	05/01/2019 19:14	WG1274531
Benzene	U		0.0896	0.500	1	05/01/2019 19:14	WG1274531
Bromobenzene	U		0.133	0.500	1	05/01/2019 19:14	WG1274531
Bromodichloromethane	U		0.0800	0.500	1	05/01/2019 19:14	WG1274531
Bromochloromethane	U		0.145	0.500	1	05/01/2019 19:14	WG1274531
Bromoform	U		0.186	0.500	1	05/01/2019 19:14	WG1274531
Bromomethane	U		0.157	2.50	1	05/01/2019 19:14	WG1274531
n-Butylbenzene	U		0.143	0.500	1	05/01/2019 19:14	WG1274531
sec-Butylbenzene	U		0.134	0.500	1	05/01/2019 19:14	WG1274531
tert-Butylbenzene	U		0.183	0.500	1	05/01/2019 19:14	WG1274531
Carbon disulfide	U		0.101	0.500	1	05/01/2019 19:14	WG1274531
Carbon tetrachloride	U		0.159	0.500	1	05/01/2019 19:14	WG1274531
Chlorobenzene	U		0.140	0.500	1	05/01/2019 19:14	WG1274531
Chlorodibromomethane	U		0.128	0.500	1	05/01/2019 19:14	WG1274531
Chloroethane	U		0.141	2.50	1	05/01/2019 19:14	WG1274531
Chloroform	U		0.0860	0.500	1	05/01/2019 19:14	WG1274531
Chloromethane	U		0.153	1.25	1	05/01/2019 19:14	WG1274531
2-Chlorotoluene	U		0.111	0.500	1	05/01/2019 19:14	WG1274531
4-Chlorotoluene	U		0.0972	0.500	1	05/01/2019 19:14	WG1274531
1,2-Dibromo-3-Chloropropane	U		0.325	2.50	1	05/01/2019 19:14	WG1274531
1,2-Dibromoethane	U		0.193	0.500	1	05/01/2019 19:14	WG1274531
Dibromomethane	U		0.117	0.500	1	05/01/2019 19:14	WG1274531
1,2-Dichlorobenzene	U		0.101	0.500	1	05/01/2019 19:14	WG1274531
1,3-Dichlorobenzene	U		0.130	0.500	1	05/01/2019 19:14	WG1274531
1,4-Dichlorobenzene	U		0.121	0.500	1	05/01/2019 19:14	WG1274531
Dichlorodifluoromethane	U		0.127	2.50	1	05/01/2019 19:14	WG1274531
1,1-Dichloroethane	U		0.114	0.500	1	05/01/2019 19:14	WG1274531
1,2-Dichloroethane	U		0.108	0.500	1	05/01/2019 19:14	WG1274531
1,1-Dichloroethene	U		0.188	0.500	1	05/01/2019 19:14	WG1274531
cis-1,2-Dichloroethene	U		0.0933	0.500	1	05/01/2019 19:14	WG1274531
trans-1,2-Dichloroethene	U		0.152	0.500	1	05/01/2019 19:14	WG1274531
1,2-Dichloropropane	U		0.190	0.500	1	05/01/2019 19:14	WG1274531
1,1-Dichloropropene	U		0.128	0.500	1	05/01/2019 19:14	WG1274531
1,3-Dichloropropane	U		0.147	1.00	1	05/01/2019 19:14	WG1274531
cis-1,3-Dichloropropene	U		0.0976	0.500	1	05/01/2019 19:14	WG1274531
trans-1,3-Dichloropropene	U		0.222	0.500	1	05/01/2019 19:14	WG1274531
trans-1,4-Dichloro-2-butene	U		0.257	5.00	1	05/01/2019 19:14	WG1274531
2,2-Dichloropropane	U		0.0929	0.500	1	05/01/2019 19:14	WG1274531
Di-isopropyl ether	U		0.0924	0.500	1	05/01/2019 19:14	WG1274531
Ethylbenzene	U		0.158	0.500	1	05/01/2019 19:14	WG1274531
Hexachloro-1,3-butadiene	U		0.157	1.00	1	05/01/2019 19:14	WG1274531
2-Hexanone	U		0.757	5.00	1	05/01/2019 19:14	WG1274531
n-Hexane	U		0.305	5.00	1	05/01/2019 19:14	WG1274531
Iodomethane	U		0.377	10.0	1	05/01/2019 19:14	WG1274531
Isopropylbenzene	U		0.126	0.500	1	05/01/2019 19:14	WG1274531
p-Isopropyltoluene	U		0.138	0.500	1	05/01/2019 19:14	WG1274531
2-Butanone (MEK)	U		1.28	5.00	1	05/01/2019 19:14	WG1274531
Methylene Chloride	U		1.07	2.50	1	05/01/2019 19:14	WG1274531
4-Methyl-2-pentanone (MIBK)	U		0.823	5.00	1	05/01/2019 19:14	WG1274531
Methyl tert-butyl ether	U		0.102	0.500	1	05/01/2019 19:14	WG1274531
Naphthalene	1.52	J	0.174	2.50	1	05/01/2019 19:14	WG1274531
n-Propylbenzene	U		0.162	0.500	1	05/01/2019 19:14	WG1274531
Styrene	U		0.117	0.500	1	05/01/2019 19:14	WG1274531
1,1,1,2-Tetrachloroethane	U		0.120	0.500	1	05/01/2019 19:14	WG1274531
1,1,2,2-Tetrachloroethane	U		0.130	0.500	1	05/01/2019 19:14	WG1274531

1 Cp

2 Tc

3 Ss

4 Cn

5 Sr

6 Qc

7 Gl

8 Al

9 Sc



Volatile Organic Compounds (GC/MS) by Method 8260C

Analyte	Result ug/l	Qualifier	MDL ug/l	RDL ug/l	Dilution	Analysis date / time	Batch
1,1,2-Trichlorotrifluoroethane	U		0.164	0.500	1	05/01/2019 19:14	WG1274531
Tetrachloroethene	U		0.199	0.500	1	05/01/2019 19:14	WG1274531
Toluene	U		0.412	0.500	1	05/01/2019 19:14	WG1274531
1,2,3-Trichlorobenzene	U		0.164	0.500	1	05/01/2019 19:14	WG1274531
1,2,4-Trichlorobenzene	U		0.355	0.500	1	05/01/2019 19:14	WG1274531
1,1,1-Trichloroethane	U		0.0940	0.500	1	05/01/2019 19:14	WG1274531
1,1,2-Trichloroethane	U		0.186	0.500	1	05/01/2019 19:14	WG1274531
Trichloroethene	U		0.153	0.500	1	05/01/2019 19:14	WG1274531
Trichlorofluoromethane	U	J4	0.130	2.50	1	05/01/2019 19:14	WG1274531
1,2,3-Trichloropropane	U		0.247	2.50	1	05/01/2019 19:14	WG1274531
1,2,4-Trimethylbenzene	U		0.123	0.500	1	05/01/2019 19:14	WG1274531
1,2,3-Trimethylbenzene	U		0.0739	0.500	1	05/01/2019 19:14	WG1274531
1,3,5-Trimethylbenzene	U		0.124	0.500	1	05/01/2019 19:14	WG1274531
Vinyl acetate	U		0.645	5.00	1	05/01/2019 19:14	WG1274531
Vinyl chloride	U	J4	0.118	0.500	1	05/01/2019 19:14	WG1274531
Xylenes, Total	U		0.316	1.50	1	05/01/2019 19:14	WG1274531
(S) Toluene-d8	96.9			80.0-120		05/01/2019 19:14	WG1274531
(S) 4-Bromofluorobenzene	105			77.0-126		05/01/2019 19:14	WG1274531
(S) 1,2-Dichloroethane-d4	95.9			70.0-130		05/01/2019 19:14	WG1274531

- 1 Cp
- 2 Tc
- 3 Ss
- 4 Cn
- 5 Sr
- 6 Qc
- 7 Gl
- 8 Al
- 9 Sc

Semi-Volatile Organic Compounds (GC) by Method NWTPHDX-NO SGT

Analyte	Result ug/l	Qualifier	MDL ug/l	RDL ug/l	Dilution	Analysis date / time	Batch
Diesel Range Organics (DRO)	324		66.7	200	1	05/02/2019 17:48	WG1274142
Residual Range Organics (RRO)	396		83.3	250	1	05/02/2019 17:48	WG1274142
(S) o-Terphenyl	84.7			52.0-156		05/02/2019 17:48	WG1274142

Semi Volatile Organic Compounds (GC/MS) by Method 8270D

Analyte	Result ug/l	Qualifier	MDL ug/l	RDL ug/l	Dilution	Analysis date / time	Batch
Acenaphthene	U		0.316	1.00	1	05/02/2019 02:07	WG1274172
Acenaphthylene	U		0.309	1.00	1	05/02/2019 02:07	WG1274172
Anthracene	U		0.291	1.00	1	05/02/2019 02:07	WG1274172
Benzo(a)anthracene	U		0.0975	1.00	1	05/02/2019 02:07	WG1274172
Benzo(b)fluoranthene	U		0.0896	1.00	1	05/02/2019 02:07	WG1274172
Benzo(k)fluoranthene	U		0.355	1.00	1	05/02/2019 02:07	WG1274172
Benzo(g,h,i)perylene	U		0.161	1.00	1	05/02/2019 02:07	WG1274172
Benzo(a)pyrene	U		0.340	1.00	1	05/02/2019 02:07	WG1274172
Bis(2-chlorethoxy)methane	U		0.329	10.0	1	05/02/2019 02:07	WG1274172
Bis(2-chloroethyl)ether	U		1.62	10.0	1	05/02/2019 02:07	WG1274172
Bis(2-chloroisopropyl)ether	U		0.445	10.0	1	05/02/2019 02:07	WG1274172
4-Bromophenyl-phenylether	U		0.335	10.0	1	05/02/2019 02:07	WG1274172
2-Chloronaphthalene	U	J4	0.330	1.00	1	05/02/2019 02:07	WG1274172
4-Chlorophenyl-phenylether	U		0.303	10.0	1	05/02/2019 02:07	WG1274172
Chrysene	U		0.332	1.00	1	05/02/2019 02:07	WG1274172
Dibenz(a,h)anthracene	U		0.279	1.00	1	05/02/2019 02:07	WG1274172
3,3-Dichlorobenzidine	U		2.02	10.0	1	05/02/2019 02:07	WG1274172
2,4-Dinitrotoluene	U		1.65	10.0	1	05/02/2019 02:07	WG1274172
2,6-Dinitrotoluene	U		0.279	10.0	1	05/02/2019 02:07	WG1274172
Fluoranthene	U		0.310	1.00	1	05/02/2019 02:07	WG1274172
Fluorene	U		0.323	1.00	1	05/02/2019 02:07	WG1274172
Hexachlorobenzene	U		0.341	1.00	1	05/02/2019 02:07	WG1274172
Hexachloro-1,3-butadiene	U	J3	0.329	10.0	1	05/02/2019 02:07	WG1274172
Hexachlorocyclopentadiene	U		2.33	10.0	1	05/02/2019 02:07	WG1274172
Hexachloroethane	U		0.365	10.0	1	05/02/2019 02:07	WG1274172



Collected date/time: 04/26/19 09:00

L1093831

Semi Volatile Organic Compounds (GC/MS) by Method 8270D

Analyte	Result ug/l	Qualifier	MDL ug/l	RDL ug/l	Dilution	Analysis date / time	Batch
Indeno(1,2,3-cd)pyrene	U		0.279	1.00	1	05/02/2019 02:07	WG1274172
Isophorone	U		0.272	10.0	1	05/02/2019 02:07	WG1274172
Naphthalene	0.801	JJ3	0.372	1.00	1	05/02/2019 02:07	WG1274172
Nitrobenzene	U		0.367	10.0	1	05/02/2019 02:07	WG1274172
n-Nitrosodimethylamine	U		1.26	10.0	1	05/02/2019 02:07	WG1274172
n-Nitrosodiphenylamine	U		1.19	10.0	1	05/02/2019 02:07	WG1274172
n-Nitrosodi-n-propylamine	U		0.403	10.0	1	05/02/2019 02:07	WG1274172
Phenanthrene	U	J4	0.366	1.00	1	05/02/2019 02:07	WG1274172
Pyridine	U		1.37	10.0	1	05/02/2019 02:07	WG1274172
Benzylbutyl phthalate	U		0.275	3.00	1	05/02/2019 02:07	WG1274172
Bis(2-ethylhexyl)phthalate	U		0.709	3.00	1	05/02/2019 02:07	WG1274172
Di-n-butyl phthalate	U		0.266	3.00	1	05/02/2019 02:07	WG1274172
Diethyl phthalate	U		0.282	3.00	1	05/02/2019 02:07	WG1274172
Dimethyl phthalate	U		0.283	3.00	1	05/02/2019 02:07	WG1274172
Di-n-octyl phthalate	U		0.278	3.00	1	05/02/2019 02:07	WG1274172
Pyrene	U		0.330	1.00	1	05/02/2019 02:07	WG1274172
1,2,4-Trichlorobenzene	U	J3	0.355	10.0	1	05/02/2019 02:07	WG1274172
4-Chloro-3-methylphenol	U		0.263	10.0	1	05/02/2019 02:07	WG1274172
2-Chlorophenol	U		0.283	10.0	1	05/02/2019 02:07	WG1274172
2,4-Dichlorophenol	U		0.284	10.0	1	05/02/2019 02:07	WG1274172
2,4-Dimethylphenol	U		0.264	10.0	1	05/02/2019 02:07	WG1274172
4,6-Dinitro-2-methylphenol	U		2.62	10.0	1	05/02/2019 02:07	WG1274172
2,4-Dinitrophenol	U	J3	3.25	10.0	1	05/02/2019 02:07	WG1274172
2-Methylphenol	U		0.312	10.0	1	05/02/2019 02:07	WG1274172
3&4-Methyl Phenol	0.599	J	0.266	10.0	1	05/02/2019 02:07	WG1274172
2-Nitrophenol	U		0.320	10.0	1	05/02/2019 02:07	WG1274172
4-Nitrophenol	U		2.01	10.0	1	05/02/2019 02:07	WG1274172
Pentachlorophenol	U		0.313	10.0	1	05/02/2019 02:07	WG1274172
Phenol	18.5		0.334	10.0	1	05/02/2019 02:07	WG1274172
2,4,6-Trichlorophenol	U		0.297	10.0	1	05/02/2019 02:07	WG1274172
2,4,5-Trichlorophenol	U		0.236	10.0	1	05/02/2019 02:07	WG1274172
(S) 2-Fluorophenol	39.9			10.0-120		05/02/2019 02:07	WG1274172
(S) Phenol-d5	28.6			10.0-120		05/02/2019 02:07	WG1274172
(S) Nitrobenzene-d5	69.9			10.0-127		05/02/2019 02:07	WG1274172
(S) 2-Fluorobiphenyl	65.7			10.0-130		05/02/2019 02:07	WG1274172
(S) 2,4,6-Tribromophenol	92.3			10.0-155		05/02/2019 02:07	WG1274172
(S) p-Terphenyl-d14	78.1			10.0-128		05/02/2019 02:07	WG1274172

- 1 Cp
- 2 Tc
- 3 Ss
- 4 Cn
- 5 Sr
- 6 Qc
- 7 Gl
- 8 Al
- 9 Sc



Collected date/time: 04/26/19 16:35

L1093831

Volatile Organic Compounds (GC/MS) by Method 8260C

Analyte	Result	Qualifier	MDL	RDL	Dilution	Analysis	Batch
	ug/l		ug/l	ug/l		date / time	
Acetone	5.37	J	1.05	25.0	1	05/01/2019 19:34	WG1274531
Acrylonitrile	U		0.873	5.00	1	05/01/2019 19:34	WG1274531
Benzene	U		0.0896	0.500	1	05/01/2019 19:34	WG1274531
Bromobenzene	U		0.133	0.500	1	05/01/2019 19:34	WG1274531
Bromodichloromethane	U		0.0800	0.500	1	05/01/2019 19:34	WG1274531
Bromochloromethane	U		0.145	0.500	1	05/01/2019 19:34	WG1274531
Bromoform	U		0.186	0.500	1	05/01/2019 19:34	WG1274531
Bromomethane	U		0.157	2.50	1	05/01/2019 19:34	WG1274531
n-Butylbenzene	U		0.143	0.500	1	05/01/2019 19:34	WG1274531
sec-Butylbenzene	U		0.134	0.500	1	05/01/2019 19:34	WG1274531
tert-Butylbenzene	U		0.183	0.500	1	05/01/2019 19:34	WG1274531
Carbon disulfide	U		0.101	0.500	1	05/01/2019 19:34	WG1274531
Carbon tetrachloride	U		0.159	0.500	1	05/01/2019 19:34	WG1274531
Chlorobenzene	U		0.140	0.500	1	05/01/2019 19:34	WG1274531
Chlorodibromomethane	U		0.128	0.500	1	05/01/2019 19:34	WG1274531
Chloroethane	U		0.141	2.50	1	05/01/2019 19:34	WG1274531
Chloroform	U		0.0860	0.500	1	05/01/2019 19:34	WG1274531
Chloromethane	U		0.153	1.25	1	05/01/2019 19:34	WG1274531
2-Chlorotoluene	U		0.111	0.500	1	05/01/2019 19:34	WG1274531
4-Chlorotoluene	U		0.0972	0.500	1	05/01/2019 19:34	WG1274531
1,2-Dibromo-3-Chloropropane	U		0.325	2.50	1	05/01/2019 19:34	WG1274531
1,2-Dibromoethane	U		0.193	0.500	1	05/01/2019 19:34	WG1274531
Dibromomethane	U		0.117	0.500	1	05/01/2019 19:34	WG1274531
1,2-Dichlorobenzene	U		0.101	0.500	1	05/01/2019 19:34	WG1274531
1,3-Dichlorobenzene	U		0.130	0.500	1	05/01/2019 19:34	WG1274531
1,4-Dichlorobenzene	U		0.121	0.500	1	05/01/2019 19:34	WG1274531
Dichlorodifluoromethane	U		0.127	2.50	1	05/01/2019 19:34	WG1274531
1,1-Dichloroethane	U		0.114	0.500	1	05/01/2019 19:34	WG1274531
1,2-Dichloroethane	U		0.108	0.500	1	05/01/2019 19:34	WG1274531
1,1-Dichloroethene	U		0.188	0.500	1	05/01/2019 19:34	WG1274531
cis-1,2-Dichloroethene	U		0.0933	0.500	1	05/01/2019 19:34	WG1274531
trans-1,2-Dichloroethene	U		0.152	0.500	1	05/01/2019 19:34	WG1274531
1,2-Dichloropropane	U		0.190	0.500	1	05/01/2019 19:34	WG1274531
1,1-Dichloropropene	U		0.128	0.500	1	05/01/2019 19:34	WG1274531
1,3-Dichloropropane	U		0.147	1.00	1	05/01/2019 19:34	WG1274531
cis-1,3-Dichloropropene	U		0.0976	0.500	1	05/01/2019 19:34	WG1274531
trans-1,3-Dichloropropene	U		0.222	0.500	1	05/01/2019 19:34	WG1274531
trans-1,4-Dichloro-2-butene	U		0.257	5.00	1	05/01/2019 19:34	WG1274531
2,2-Dichloropropane	U		0.0929	0.500	1	05/01/2019 19:34	WG1274531
Di-isopropyl ether	U		0.0924	0.500	1	05/01/2019 19:34	WG1274531
Ethylbenzene	U		0.158	0.500	1	05/01/2019 19:34	WG1274531
Hexachloro-1,3-butadiene	U		0.157	1.00	1	05/01/2019 19:34	WG1274531
2-Hexanone	U		0.757	5.00	1	05/01/2019 19:34	WG1274531
n-Hexane	U		0.305	5.00	1	05/01/2019 19:34	WG1274531
Iodomethane	U		0.377	10.0	1	05/01/2019 19:34	WG1274531
Isopropylbenzene	U		0.126	0.500	1	05/01/2019 19:34	WG1274531
p-Isopropyltoluene	U		0.138	0.500	1	05/01/2019 19:34	WG1274531
2-Butanone (MEK)	U		1.28	5.00	1	05/01/2019 19:34	WG1274531
Methylene Chloride	U		1.07	2.50	1	05/01/2019 19:34	WG1274531
4-Methyl-2-pentanone (MIBK)	U		0.823	5.00	1	05/01/2019 19:34	WG1274531
Methyl tert-butyl ether	U		0.102	0.500	1	05/01/2019 19:34	WG1274531
Naphthalene	U		0.174	2.50	1	05/01/2019 19:34	WG1274531
n-Propylbenzene	U		0.162	0.500	1	05/01/2019 19:34	WG1274531
Styrene	U		0.117	0.500	1	05/01/2019 19:34	WG1274531
1,1,1,2-Tetrachloroethane	U		0.120	0.500	1	05/01/2019 19:34	WG1274531
1,1,2,2-Tetrachloroethane	U		0.130	0.500	1	05/01/2019 19:34	WG1274531

1 Cp

2 Tc

3 Ss

4 Cn

5 Sr

6 Qc

7 Gl

8 Al

9 Sc



Collected date/time: 04/26/19 16:35

L1093831

Volatile Organic Compounds (GC/MS) by Method 8260C

Analyte	Result ug/l	Qualifier	MDL ug/l	RDL ug/l	Dilution	Analysis date / time	Batch
1,1,2-Trichlorotrifluoroethane	U		0.164	0.500	1	05/01/2019 19:34	WG1274531
Tetrachloroethene	U		0.199	0.500	1	05/01/2019 19:34	WG1274531
Toluene	U		0.412	0.500	1	05/01/2019 19:34	WG1274531
1,2,3-Trichlorobenzene	U		0.164	0.500	1	05/01/2019 19:34	WG1274531
1,2,4-Trichlorobenzene	U		0.355	0.500	1	05/01/2019 19:34	WG1274531
1,1,1-Trichloroethane	U		0.0940	0.500	1	05/01/2019 19:34	WG1274531
1,1,2-Trichloroethane	U		0.186	0.500	1	05/01/2019 19:34	WG1274531
Trichloroethene	U		0.153	0.500	1	05/01/2019 19:34	WG1274531
Trichlorofluoromethane	U	J4	0.130	2.50	1	05/01/2019 19:34	WG1274531
1,2,3-Trichloropropane	U		0.247	2.50	1	05/01/2019 19:34	WG1274531
1,2,4-Trimethylbenzene	U		0.123	0.500	1	05/01/2019 19:34	WG1274531
1,2,3-Trimethylbenzene	U		0.0739	0.500	1	05/01/2019 19:34	WG1274531
1,3,5-Trimethylbenzene	U		0.124	0.500	1	05/01/2019 19:34	WG1274531
Vinyl acetate	U		0.645	5.00	1	05/01/2019 19:34	WG1274531
Vinyl chloride	U	J4	0.118	0.500	1	05/01/2019 19:34	WG1274531
Xylenes, Total	U		0.316	1.50	1	05/01/2019 19:34	WG1274531
(S) Toluene-d8	106			80.0-120		05/01/2019 19:34	WG1274531
(S) 4-Bromofluorobenzene	109			77.0-126		05/01/2019 19:34	WG1274531
(S) 1,2-Dichloroethane-d4	95.2			70.0-130		05/01/2019 19:34	WG1274531

1 Cp

2 Tc

3 Ss

4 Cn

5 Sr

6 Qc

7 Gl

8 Al

9 Sc

Semi-Volatile Organic Compounds (GC) by Method NWTPHDX-NO SGT

Analyte	Result ug/l	Qualifier	MDL ug/l	RDL ug/l	Dilution	Analysis date / time	Batch
Diesel Range Organics (DRO)	U		66.7	200	1	05/02/2019 18:10	WG1274142
Residual Range Organics (RRO)	U		83.3	250	1	05/02/2019 18:10	WG1274142
(S) o-Terphenyl	84.2			52.0-156		05/02/2019 18:10	WG1274142

Semi Volatile Organic Compounds (GC/MS) by Method 8270D

Analyte	Result ug/l	Qualifier	MDL ug/l	RDL ug/l	Dilution	Analysis date / time	Batch
Acenaphthene	U		0.316	1.00	1	05/02/2019 02:28	WG1274172
Acenaphthylene	U		0.309	1.00	1	05/02/2019 02:28	WG1274172
Anthracene	U		0.291	1.00	1	05/02/2019 02:28	WG1274172
Benzo(a)anthracene	U		0.0975	1.00	1	05/02/2019 02:28	WG1274172
Benzo(b)fluoranthene	U		0.0896	1.00	1	05/02/2019 02:28	WG1274172
Benzo(k)fluoranthene	U		0.355	1.00	1	05/02/2019 02:28	WG1274172
Benzo(g,h,i)perylene	U		0.161	1.00	1	05/02/2019 02:28	WG1274172
Benzo(a)pyrene	U		0.340	1.00	1	05/02/2019 02:28	WG1274172
Bis(2-chloroethoxy)methane	U		0.329	10.0	1	05/02/2019 02:28	WG1274172
Bis(2-chloroethyl)ether	U		1.62	10.0	1	05/02/2019 02:28	WG1274172
Bis(2-chloroisopropyl)ether	U		0.445	10.0	1	05/02/2019 02:28	WG1274172
4-Bromophenyl-phenylether	U		0.335	10.0	1	05/02/2019 02:28	WG1274172
2-Chloronaphthalene	U	J4	0.330	1.00	1	05/02/2019 02:28	WG1274172
4-Chlorophenyl-phenylether	U		0.303	10.0	1	05/02/2019 02:28	WG1274172
Chrysene	U		0.332	1.00	1	05/02/2019 02:28	WG1274172
Dibenz(a,h)anthracene	U		0.279	1.00	1	05/02/2019 02:28	WG1274172
3,3-Dichlorobenzidine	U		2.02	10.0	1	05/02/2019 02:28	WG1274172
2,4-Dinitrotoluene	U		1.65	10.0	1	05/02/2019 02:28	WG1274172
2,6-Dinitrotoluene	U		0.279	10.0	1	05/02/2019 02:28	WG1274172
Fluoranthene	U		0.310	1.00	1	05/02/2019 02:28	WG1274172
Fluorene	U		0.323	1.00	1	05/02/2019 02:28	WG1274172
Hexachlorobenzene	U		0.341	1.00	1	05/02/2019 02:28	WG1274172
Hexachloro-1,3-butadiene	U	J3	0.329	10.0	1	05/02/2019 02:28	WG1274172
Hexachlorocyclopentadiene	U		2.33	10.0	1	05/02/2019 02:28	WG1274172
Hexachloroethane	U		0.365	10.0	1	05/02/2019 02:28	WG1274172



Collected date/time: 04/26/19 16:35

L1093831

Semi Volatile Organic Compounds (GC/MS) by Method 8270D

Analyte	Result	Qualifier	MDL	RDL	Dilution	Analysis	Batch
	ug/l		ug/l	ug/l		date / time	
Indeno(1,2,3-cd)pyrene	U		0.279	1.00	1	05/02/2019 02:28	WG1274172
Isophorone	U		0.272	10.0	1	05/02/2019 02:28	WG1274172
Naphthalene	U	J3	0.372	1.00	1	05/02/2019 02:28	WG1274172
Nitrobenzene	U		0.367	10.0	1	05/02/2019 02:28	WG1274172
n-Nitrosodimethylamine	U		1.26	10.0	1	05/02/2019 02:28	WG1274172
n-Nitrosodiphenylamine	U		1.19	10.0	1	05/02/2019 02:28	WG1274172
n-Nitrosodi-n-propylamine	U		0.403	10.0	1	05/02/2019 02:28	WG1274172
Phenanthrene	U	J4	0.366	1.00	1	05/02/2019 02:28	WG1274172
Pyridine	U		1.37	10.0	1	05/02/2019 02:28	WG1274172
Benzylbutyl phthalate	U		0.275	3.00	1	05/02/2019 02:28	WG1274172
Bis(2-ethylhexyl)phthalate	U		0.709	3.00	1	05/02/2019 02:28	WG1274172
Di-n-butyl phthalate	U		0.266	3.00	1	05/02/2019 02:28	WG1274172
Diethyl phthalate	U		0.282	3.00	1	05/02/2019 02:28	WG1274172
Dimethyl phthalate	U		0.283	3.00	1	05/02/2019 02:28	WG1274172
Di-n-octyl phthalate	U		0.278	3.00	1	05/02/2019 02:28	WG1274172
Pyrene	U		0.330	1.00	1	05/02/2019 02:28	WG1274172
1,2,4-Trichlorobenzene	U	J3	0.355	10.0	1	05/02/2019 02:28	WG1274172
4-Chloro-3-methylphenol	U		0.263	10.0	1	05/02/2019 02:28	WG1274172
2-Chlorophenol	U		0.283	10.0	1	05/02/2019 02:28	WG1274172
2,4-Dichlorophenol	U		0.284	10.0	1	05/02/2019 02:28	WG1274172
2,4-Dimethylphenol	U		0.264	10.0	1	05/02/2019 02:28	WG1274172
4,6-Dinitro-2-methylphenol	U		2.62	10.0	1	05/02/2019 02:28	WG1274172
2,4-Dinitrophenol	U	J3	3.25	10.0	1	05/02/2019 02:28	WG1274172
2-Methylphenol	U		0.312	10.0	1	05/02/2019 02:28	WG1274172
3&4-Methyl Phenol	U		0.266	10.0	1	05/02/2019 02:28	WG1274172
2-Nitrophenol	U		0.320	10.0	1	05/02/2019 02:28	WG1274172
4-Nitrophenol	U		2.01	10.0	1	05/02/2019 02:28	WG1274172
Pentachlorophenol	U		0.313	10.0	1	05/02/2019 02:28	WG1274172
Phenol	11.6		0.334	10.0	1	05/02/2019 02:28	WG1274172
2,4,6-Trichlorophenol	U		0.297	10.0	1	05/02/2019 02:28	WG1274172
2,4,5-Trichlorophenol	U		0.236	10.0	1	05/02/2019 02:28	WG1274172
(S) 2-Fluorophenol	48.1			10.0-120		05/02/2019 02:28	WG1274172
(S) Phenol-d5	31.3			10.0-120		05/02/2019 02:28	WG1274172
(S) Nitrobenzene-d5	78.8			10.0-127		05/02/2019 02:28	WG1274172
(S) 2-Fluorobiphenyl	70.5			10.0-130		05/02/2019 02:28	WG1274172
(S) 2,4,6-Tribromophenol	85.2			10.0-155		05/02/2019 02:28	WG1274172
(S) p-Terphenyl-d14	70.8			10.0-128		05/02/2019 02:28	WG1274172

- 1 Cp
- 2 Tc
- 3 Ss
- 4 Cn
- 5 Sr
- 6 Qc
- 7 Gl
- 8 Al
- 9 Sc



Method Blank (MB)

(MB) R3407196-3 05/01/19 14:01

Analyte	MB Result ug/l	MB Qualifier	MB MDL ug/l	MB RDL ug/l
Acetone	U		1.05	25.0
Acrylonitrile	U		0.873	5.00
Benzene	U		0.0896	0.500
Bromobenzene	U		0.133	0.500
Bromochloromethane	U		0.145	0.500
Bromodichloromethane	U		0.0800	0.500
Bromoform	U		0.186	0.500
Bromomethane	U		0.157	2.50
n-Butylbenzene	U		0.143	0.500
Carbon disulfide	U		0.101	0.500
sec-Butylbenzene	U		0.134	0.500
tert-Butylbenzene	U		0.183	0.500
Carbon tetrachloride	U		0.159	0.500
Chlorobenzene	U		0.140	0.500
Chlorodibromomethane	U		0.128	0.500
Chloroethane	U		0.141	2.50
Chloroform	U		0.0860	0.500
Chloromethane	U		0.153	1.25
2-Chlorotoluene	U		0.111	0.500
4-Chlorotoluene	U		0.0972	0.500
1,2-Dibromo-3-Chloropropane	U		0.325	2.50
1,2-Dibromoethane	U		0.193	0.500
Dibromomethane	U		0.117	0.500
1,2-Dichlorobenzene	U		0.101	0.500
1,3-Dichlorobenzene	U		0.130	0.500
1,4-Dichlorobenzene	U		0.121	0.500
Dichlorodifluoromethane	U		0.127	2.50
1,1-Dichloroethane	U		0.114	0.500
1,2-Dichloroethane	U		0.108	0.500
1,1-Dichloroethene	U		0.188	0.500
cis-1,2-Dichloroethene	U		0.0933	0.500
trans-1,2-Dichloroethene	U		0.152	0.500
1,2-Dichloropropane	U		0.190	0.500
trans-1,4-Dichloro-2-butene	U		0.257	5.00
1,1-Dichloropropene	U		0.128	0.500
1,3-Dichloropropane	U		0.147	1.00
cis-1,3-Dichloropropene	U		0.0976	0.500
trans-1,3-Dichloropropene	U		0.222	0.500
2,2-Dichloropropane	U		0.0929	0.500
2-Hexanone	U		0.757	5.00

¹ Cp

² Tc

³ Ss

⁴ Cn

⁵ Sr

⁶ Qc

⁷ Gl

⁸ Al

⁹ Sc



Method Blank (MB)

(MB) R3407196-3 05/01/19 14:01

Analyte	MB Result ug/l	MB Qualifier	MB MDL ug/l	MB RDL ug/l
n-Hexane	U		0.305	5.00
Di-isopropyl ether	U		0.0924	0.500
Iodomethane	U		0.377	10.0
Ethylbenzene	U		0.158	0.500
Hexachloro-1,3-butadiene	0.364	U	0.157	1.00
Isopropylbenzene	U		0.126	0.500
p-Isopropyltoluene	U		0.138	0.500
2-Butanone (MEK)	U		1.28	5.00
Methylene Chloride	U		1.07	2.50
4-Methyl-2-pentanone (MIBK)	U		0.823	5.00
Methyl tert-butyl ether	U		0.102	0.500
n-Propylbenzene	U		0.162	0.500
Styrene	U		0.117	0.500
1,1,1,2-Tetrachloroethane	U		0.120	0.500
Naphthalene	U		0.174	2.50
1,1,2,2-Tetrachloroethane	U		0.130	0.500
Tetrachloroethene	U		0.199	0.500
Vinyl acetate	U		0.645	5.00
1,1,2-Trichlorotrifluoroethane	U		0.164	0.500
1,2,3-Trichlorobenzene	U		0.164	0.500
1,2,4-Trichlorobenzene	U		0.355	0.500
1,1,1-Trichloroethane	U		0.0940	0.500
1,1,2-Trichloroethane	U		0.186	0.500
Toluene	U		0.412	0.500
Trichloroethene	U		0.153	0.500
Trichlorofluoromethane	U		0.130	2.50
1,2,3-Trichloropropane	U		0.247	2.50
1,2,3-Trimethylbenzene	U		0.0739	0.500
1,2,4-Trimethylbenzene	U		0.123	0.500
1,3,5-Trimethylbenzene	U		0.124	0.500
Vinyl chloride	U		0.118	0.500
Xylenes, Total	U		0.316	1.50
(S) Toluene-d8	95.3			80.0-120
(S) 4-Bromofluorobenzene	104			77.0-126
(S) 1,2-Dichloroethane-d4	94.9			70.0-130

1 Cp

2 Tc

3 Ss

4 Cn

5 Sr

6 Qc

7 Gl

8 Al

9 Sc



Laboratory Control Sample (LCS) • Laboratory Control Sample Duplicate (LCSD)

(LCS) R3407196-1 05/01/19 13:00 • (LCSD) R3407196-2 05/01/19 13:20

Analyte	Spike Amount ug/l	LCS Result ug/l	LCSD Result ug/l	LCS Rec. %	LCSD Rec. %	Rec. Limits %	LCS Qualifier	LCSD Qualifier	RPD %	RPD Limits %
Bromochloromethane	25.0	24.8	23.3	99.1	93.2	76.0-122			6.07	20
Carbon disulfide	25.0	31.6	29.0	126	116	61.0-128			8.78	20
Acetone	125	171	172	137	138	19.0-160			0.538	27
Acrylonitrile	125	152	164	122	131	55.0-149			7.52	20
Bromobenzene	25.0	22.4	22.8	89.6	91.0	73.0-121			1.56	20
Bromodichloromethane	25.0	22.6	20.4	90.6	81.8	75.0-120			10.2	20
Bromoform	25.0	27.2	26.7	109	107	68.0-132			1.80	20
Bromomethane	25.0	16.8	15.6	67.2	62.4	10.0-160			7.45	25
trans-1,4-Dichloro-2-butene	25.0	19.8	19.9	79.3	79.7	33.0-144			0.492	20
n-Butylbenzene	25.0	20.9	21.6	83.7	86.5	73.0-125			3.29	20
sec-Butylbenzene	25.0	22.2	22.1	88.6	88.2	75.0-125			0.452	20
tert-Butylbenzene	25.0	22.7	23.1	90.8	92.4	76.0-124			1.77	20
2-Hexanone	125	136	141	109	112	67.0-149			2.94	20
Carbon tetrachloride	25.0	24.2	24.2	96.8	96.9	68.0-126			0.0831	20
Chlorobenzene	25.0	24.3	23.9	97.3	95.8	80.0-121			1.61	20
n-Hexane	25.0	30.0	31.2	120	125	57.0-133			3.89	20
Chlorodibromomethane	25.0	24.4	23.8	97.6	95.2	77.0-125			2.53	20
Iodomethane	125	145	132	116	106	33.0-147			8.95	26
Chloroethane	25.0	16.1	14.3	64.4	57.1	47.0-150			12.0	20
Chloroform	25.0	22.3	22.2	89.2	88.7	73.0-120			0.549	20
Chloromethane	25.0	21.8	20.0	87.2	79.9	41.0-142			8.74	20
2-Chlorotoluene	25.0	21.7	21.8	87.0	87.2	76.0-123			0.258	20
Benzene	25.0	26.1	26.3	104	105	70.0-123			1.07	20
4-Chlorotoluene	25.0	22.3	22.3	89.2	89.3	75.0-122			0.138	20
1,2-Dibromo-3-Chloropropane	25.0	25.8	26.4	103	106	58.0-134			2.11	20
1,2-Dibromoethane	25.0	23.7	23.3	94.9	93.4	80.0-122			1.64	20
Dibromomethane	25.0	23.3	21.0	93.1	83.8	80.0-120			10.5	20
1,2-Dichlorobenzene	25.0	22.9	23.2	91.8	92.7	79.0-121			1.02	20
1,3-Dichlorobenzene	25.0	22.6	22.8	90.4	91.0	79.0-120			0.627	20
1,4-Dichlorobenzene	25.0	22.2	22.1	88.8	88.3	79.0-120			0.623	20
Dichlorodifluoromethane	25.0	25.1	22.8	100	91.2	51.0-149			9.69	20
1,1-Dichloroethane	25.0	24.3	25.4	97.4	102	70.0-126			4.35	20
1,2-Dichloroethane	25.0	21.2	21.8	84.9	87.2	70.0-128			2.68	20
1,1-Dichloroethene	25.0	27.6	25.2	110	101	71.0-124			9.13	20
cis-1,2-Dichloroethene	25.0	24.3	23.8	97.2	95.2	73.0-120			2.05	20
trans-1,2-Dichloroethene	25.0	25.1	24.9	100	99.5	73.0-120			0.882	20
1,2-Dichloropropane	25.0	26.3	23.7	105	94.6	77.0-125			10.8	20
1,1-Dichloropropene	25.0	24.7	25.1	98.7	100	74.0-126			1.53	20
1,3-Dichloropropane	25.0	24.5	24.1	98.1	96.2	80.0-120			1.92	20
cis-1,3-Dichloropropene	25.0	24.2	22.1	96.8	88.6	80.0-123			8.90	20

1 Cp

2 Tc

3 Ss

4 Cn

5 Sr

6 Qc

7 Gl

8 Al

9 Sc



Laboratory Control Sample (LCS) • Laboratory Control Sample Duplicate (LCSD)

(LCS) R3407196-1 05/01/19 13:00 • (LCSD) R3407196-2 05/01/19 13:20

Analyte	Spike Amount ug/l	LCS Result ug/l	LCSD Result ug/l	LCS Rec. %	LCSD Rec. %	Rec. Limits %	<u>LCS Qualifier</u>	<u>LCSD Qualifier</u>	RPD %	RPD Limits %
Vinyl acetate	125	122	136	97.4	109	11.0-160			11.3	20
trans-1,3-Dichloropropene	25.0	23.1	22.6	92.4	90.3	78.0-124			2.24	20
2,2-Dichloropropane	25.0	30.4	30.6	121	122	58.0-130			0.649	20
Di-isopropyl ether	25.0	27.1	30.0	108	120	58.0-138			10.4	20
Hexachloro-1,3-butadiene	25.0	26.9	27.7	108	111	54.0-138			2.73	20
Isopropylbenzene	25.0	26.2	25.6	105	102	76.0-127			2.41	20
p-Isopropyltoluene	25.0	22.9	22.6	91.6	90.5	76.0-125			1.18	20
2-Butanone (MEK)	125	151	168	120	134	44.0-160			11.0	20
Methylene Chloride	25.0	25.0	25.0	100	100	67.0-120			0.215	20
4-Methyl-2-pentanone (MIBK)	125	133	130	106	104	68.0-142			2.31	20
Ethylbenzene	25.0	24.8	24.2	99.1	96.8	79.0-123			2.30	20
n-Propylbenzene	25.0	21.6	22.0	86.3	88.0	77.0-124			2.01	20
Styrene	25.0	27.7	27.1	111	108	73.0-130			2.40	20
1,1,1,2-Tetrachloroethane	25.0	24.0	23.7	95.9	94.8	75.0-125			1.07	20
1,1,2,2-Tetrachloroethane	25.0	21.3	21.7	85.1	86.7	65.0-130			1.87	20
Tetrachloroethene	25.0	26.6	25.8	106	103	72.0-132			3.02	20
1,1,2-Trichlorotrifluoroethane	25.0	26.2	24.1	105	96.6	69.0-132			8.24	20
1,2,3-Trichlorobenzene	25.0	23.7	24.3	94.7	97.4	50.0-138			2.83	20
1,2,4-Trichlorobenzene	25.0	24.9	25.4	99.5	102	57.0-137			2.03	20
1,1,1-Trichloroethane	25.0	24.0	23.5	96.1	94.0	73.0-124			2.22	20
1,1,2-Trichloroethane	25.0	22.9	22.5	91.6	90.1	80.0-120			1.71	20
Trichloroethene	25.0	26.1	24.2	105	96.9	78.0-124			7.61	20
Trichlorofluoromethane	25.0	16.0	14.6	64.2	58.3	59.0-147		J4	9.60	20
1,2,3-Trichloropropane	25.0	19.6	20.0	78.4	80.0	73.0-130			1.90	20
Methyl tert-butyl ether	25.0	24.3	24.8	97.4	99.1	68.0-125			1.76	20
1,2,3-Trimethylbenzene	25.0	21.3	21.0	85.0	83.9	77.0-120			1.30	20
1,2,4-Trimethylbenzene	25.0	21.6	21.6	86.5	86.6	76.0-121			0.129	20
1,3,5-Trimethylbenzene	25.0	21.8	22.1	87.3	88.2	76.0-122			1.10	20
Naphthalene	25.0	23.6	24.3	94.3	97.2	54.0-135			3.09	20
Vinyl chloride	25.0	17.1	15.2	68.3	60.9	67.0-131		J4	11.4	20
Toluene	25.0	26.1	25.4	104	102	79.0-120			2.46	20
Xylenes, Total	75.0	74.9	73.8	99.9	98.4	79.0-123			1.48	20
(S) Toluene-d8				101	100	80.0-120				
(S) 4-Bromofluorobenzene				109	111	77.0-126				
(S) 1,2-Dichloroethane-d4				89.8	102	70.0-130				

1 Cp

2 Tc

3 Ss

4 Cn

5 Sr

6 Qc

7 Gl

8 Al

9 Sc



Method Blank (MB)

(MB) R3407446-1 05/02/19 00:20

Analyte	MB Result	MB Qualifier	MB MDL	MB RDL
	ug/l		ug/l	ug/l
Diesel Range Organics (DRO)	U		66.7	200
Residual Range Organics (RRO)	U		83.3	250
<i>(S) o-Terphenyl</i>	79.0			52.0-156

Laboratory Control Sample (LCS) • Laboratory Control Sample Duplicate (LCSD)

(LCS) R3407446-2 05/02/19 01:03 • (LCSD) R3407446-3 05/02/19 01:46

Analyte	Spike Amount	LCS Result	LCSD Result	LCS Rec.	LCSD Rec.	Rec. Limits	LCS Qualifier	LCSD Qualifier	RPD	RPD Limits
	ug/l	ug/l	ug/l	%	%	%			%	%
Diesel Range Organics (DRO)	750	883	841	118	112	50.0-150			4.87	20
Residual Range Organics (RRO)	750	665	620	88.7	82.7	50.0-150			7.00	20
<i>(S) o-Terphenyl</i>				92.0	89.0	52.0-156				

- 1 Cp
- 2 Tc
- 3 Ss
- 4 Cn
- 5 Sr
- 6 Qc
- 7 Gl
- 8 Al
- 9 Sc



Method Blank (MB)

(MB) R3407356-3 05/01/19 23:25

Analyte	MB Result ug/l	MB Qualifier	MB MDL ug/l	MB RDL ug/l
Acenaphthene	U		0.316	1.00
Acenaphthylene	U		0.309	1.00
Anthracene	U		0.291	1.00
Benzo(a)anthracene	U		0.0975	1.00
Benzo(b)fluoranthene	U		0.0896	1.00
Benzo(k)fluoranthene	U		0.355	1.00
Benzo(g,h,i)perylene	U		0.161	1.00
Benzo(a)pyrene	U		0.340	1.00
Bis(2-chlorethoxy)methane	U		0.329	10.0
Bis(2-chloroethyl)ether	U		1.62	10.0
Bis(2-chloroisopropyl)ether	U		0.445	10.0
4-Bromophenyl-phenylether	U		0.335	10.0
2-Chloronaphthalene	U		0.330	1.00
4-Chlorophenyl-phenylether	U		0.303	10.0
Chrysene	U		0.332	1.00
Dibenz(a,h)anthracene	U		0.279	1.00
3,3-Dichlorobenzidine	U		2.02	10.0
2,4-Dinitrotoluene	U		1.65	10.0
2,6-Dinitrotoluene	U		0.279	10.0
Fluoranthene	U		0.310	1.00
Fluorene	U		0.323	1.00
Hexachlorobenzene	U		0.341	1.00
Hexachloro-1,3-butadiene	U		0.329	10.0
Hexachlorocyclopentadiene	U		2.33	10.0
Hexachloroethane	U		0.365	10.0
Indeno(1,2,3-cd)pyrene	U		0.279	1.00
Isophorone	U		0.272	10.0
Naphthalene	U		0.372	1.00
Nitrobenzene	U		0.367	10.0
n-Nitrosodimethylamine	U		1.26	10.0
n-Nitrosodiphenylamine	U		1.19	10.0
n-Nitrosodi-n-propylamine	U		0.403	10.0
Phenanthrene	U		0.366	1.00
Benzylbutyl phthalate	U		0.275	3.00
Bis(2-ethylhexyl)phthalate	U		0.709	3.00
Di-n-butyl phthalate	U		0.266	3.00
Diethyl phthalate	U		0.282	3.00
Dimethyl phthalate	U		0.283	3.00
Di-n-octyl phthalate	U		0.278	3.00
Pyrene	U		0.330	1.00

¹ Cp

² Tc

³ Ss

⁴ Cn

⁵ Sr

⁶ Qc

⁷ Gl

⁸ Al

⁹ Sc



Method Blank (MB)

(MB) R3407356-3 05/01/19 23:25

Analyte	MB Result ug/l	MB Qualifier	MB MDL ug/l	MB RDL ug/l
Pyridine	U		1.37	10.0
1,2,4-Trichlorobenzene	U		0.355	10.0
4-Chloro-3-methylphenol	U		0.263	10.0
2-Chlorophenol	U		0.283	10.0
2-Methylphenol	U		0.312	10.0
3&4-Methyl Phenol	U		0.266	10.0
2,4-Dichlorophenol	U		0.284	10.0
2,4-Dimethylphenol	U		0.264	10.0
4,6-Dinitro-2-methylphenol	U		2.62	10.0
2,4-Dinitrophenol	U		3.25	10.0
2-Nitrophenol	U		0.320	10.0
4-Nitrophenol	U		2.01	10.0
Pentachlorophenol	U		0.313	10.0
Phenol	U		0.334	10.0
2,4,5-Trichlorophenol	U		0.236	10.0
2,4,6-Trichlorophenol	U		0.297	10.0
(S) Nitrobenzene-d5	64.6			10.0-127
(S) 2-Fluorobiphenyl	64.2			10.0-130
(S) p-Terphenyl-d14	75.0			10.0-128
(S) Phenol-d5	25.8			10.0-120
(S) 2-Fluorophenol	40.3			10.0-120
(S) 2,4,6-Tribromophenol	74.0			10.0-155

- 1 Cp
- 2 Tc
- 3 Ss
- 4 Cn
- 5 Sr
- 6 Qc
- 7 Gl
- 8 Al
- 9 Sc

Laboratory Control Sample (LCS) • Laboratory Control Sample Duplicate (LCSD)

(LCS) R3407356-1 05/01/19 22:44 • (LCSD) R3407356-2 05/01/19 23:04

Analyte	Spike Amount ug/l	LCS Result ug/l	LCSD Result ug/l	LCS Rec. %	LCSD Rec. %	Rec. Limits %	LCS Qualifier	LCSD Qualifier	RPD %	RPD Limits %
Acenaphthene	50.0	23.3	20.8	46.6	41.6	41.0-120			11.3	22
Acenaphthylene	50.0	28.2	24.0	56.4	48.0	43.0-120			16.1	22
Anthracene	50.0	23.8	23.1	47.6	46.2	45.0-120			2.99	20
Benzo(a)anthracene	50.0	28.3	27.9	56.6	55.8	47.0-120			1.42	20
Benzo(b)fluoranthene	50.0	27.4	27.5	54.8	55.0	46.0-120			0.364	20
Benzo(k)fluoranthene	50.0	28.1	28.4	56.2	56.8	46.0-120			1.06	21
Benzo(g,h,i)perylene	50.0	26.1	26.0	52.2	52.0	48.0-121			0.384	20
Benzo(a)pyrene	50.0	27.2	27.0	54.4	54.0	47.0-120			0.738	20
Bis(2-chlorethoxy)methane	50.0	25.3	23.8	50.6	47.6	33.0-120			6.11	24
Bis(2-chloroethyl)ether	50.0	25.0	21.1	50.0	42.2	23.0-120			16.9	33
Bis(2-chloroisopropyl)ether	50.0	22.4	17.4	44.8	34.8	28.0-120			25.1	31



Laboratory Control Sample (LCS) • Laboratory Control Sample Duplicate (LCSD)

(LCS) R3407356-1 05/01/19 22:44 • (LCSD) R3407356-2 05/01/19 23:04

Analyte	Spike Amount ug/l	LCS Result ug/l	LCSD Result ug/l	LCS Rec. %	LCSD Rec. %	Rec. Limits %	LCS Qualifier	LCSD Qualifier	RPD %	RPD Limits %
4-Bromophenyl-phenylether	50.0	26.6	24.6	53.2	49.2	45.0-120			7.81	20
2-Chloronaphthalene	50.0	20.9	17.6	41.8	35.2	37.0-120		J4	17.1	25
4-Chlorophenyl-phenylether	50.0	28.9	26.6	57.8	53.2	44.0-120			8.29	20
Chrysene	50.0	26.2	26.7	52.4	53.4	48.0-120			1.89	20
Dibenz(a,h)anthracene	50.0	27.3	27.3	54.6	54.6	47.0-120			0.000	20
3,3-Dichlorobenzidine	100	55.8	53.7	55.8	53.7	44.0-120			3.84	20
2,4-Dinitrotoluene	50.0	32.4	34.3	64.8	68.6	49.0-124			5.70	20
2,6-Dinitrotoluene	50.0	29.1	30.5	58.2	61.0	46.0-120			4.70	21
Fluoranthene	50.0	30.2	30.6	60.4	61.2	51.0-120			1.32	20
Fluorene	50.0	28.6	26.7	57.2	53.4	47.0-120			6.87	20
Hexachlorobenzene	50.0	28.1	25.3	56.2	50.6	44.0-120			10.5	20
Hexachloro-1,3-butadiene	50.0	22.8	16.2	45.6	32.4	19.0-120		J3	33.8	32
Hexachlorocyclopentadiene	50.0	18.7	14.0	37.4	28.0	15.0-120			28.7	31
Indeno(1,2,3-cd)pyrene	50.0	27.2	27.0	54.4	54.0	49.0-122			0.738	20
Isophorone	50.0	28.3	26.0	56.6	52.0	36.0-120			8.47	23
Naphthalene	50.0	21.3	16.1	42.6	32.2	27.0-120		J3	27.8	27
Nitrobenzene	50.0	23.6	20.2	47.2	40.4	27.0-120			15.5	29
n-Nitrosodimethylamine	50.0	17.3	16.8	34.6	33.6	10.0-120			2.93	40
n-Nitrosodiphenylamine	50.0	25.0	23.7	50.0	47.4	47.0-120			5.34	20
n-Nitrosodi-n-propylamine	50.0	28.4	25.7	56.8	51.4	31.0-120			9.98	28
Phenanthrene	50.0	23.7	22.3	47.4	44.6	46.0-120		J4	6.09	20
Benzylbutyl phthalate	50.0	26.9	26.5	53.8	53.0	43.0-121			1.50	20
Bis(2-ethylhexyl)phthalate	50.0	27.9	27.7	55.8	55.4	43.0-122			0.719	20
Di-n-butyl phthalate	50.0	32.4	32.7	64.8	65.4	49.0-121			0.922	20
Diethyl phthalate	50.0	34.6	36.0	69.2	72.0	48.0-122			3.97	20
Dimethyl phthalate	50.0	29.6	32.1	59.2	64.2	48.0-120			8.10	20
Di-n-octyl phthalate	50.0	29.7	29.2	59.4	58.4	42.0-125			1.70	20
Pyrene	50.0	24.2	23.9	48.4	47.8	47.0-120			1.25	20
Pyridine	50.0	17.0	16.4	34.0	32.8	10.0-120			3.59	38
1,2,4-Trichlorobenzene	50.0	19.1	13.8	38.2	27.6	24.0-120		J3	32.2	29
4-Chloro-3-methylphenol	50.0	31.3	30.3	62.6	60.6	40.0-120			3.25	21
2-Chlorophenol	50.0	23.1	20.1	46.2	40.2	25.0-120			13.9	35
2-Methylphenol	50.0	24.5	21.7	49.0	43.4	28.0-120			12.1	29
3&4-Methyl Phenol	50.0	26.6	23.6	53.2	47.2	31.0-120			12.0	30
2,4-Dichlorophenol	50.0	25.6	22.0	51.2	44.0	36.0-120			15.1	26
2,4-Dimethylphenol	50.0	27.2	24.9	54.4	49.8	33.0-120			8.83	26
4,6-Dinitro-2-methylphenol	50.0	30.0	27.6	60.0	55.2	38.0-138			8.33	25
2,4-Dinitrophenol	50.0	30.7	13.4	61.4	26.8	10.0-120		J3	78.5	39
2-Nitrophenol	50.0	24.3	21.1	48.6	42.2	31.0-120			14.1	29
4-Nitrophenol	50.0	15.8	14.7	31.6	29.4	10.0-120			7.21	33

1 Cp

2 Tc

3 Ss

4 Cn

5 Sr

6 Qc

7 Gl

8 Al

9 Sc



Laboratory Control Sample (LCS) • Laboratory Control Sample Duplicate (LCSD)

(LCS) R3407356-1 05/01/19 22:44 • (LCSD) R3407356-2 05/01/19 23:04

Analyte	Spike Amount ug/l	LCS Result ug/l	LCSD Result ug/l	LCS Rec. %	LCSD Rec. %	Rec. Limits %	<u>LCS Qualifier</u>	<u>LCSD Qualifier</u>	RPD %	RPD Limits %
Pentachlorophenol	50.0	27.0	25.1	54.0	50.2	23.0-120			7.29	25
Phenol	50.0	12.5	11.3	25.0	22.6	10.0-120			10.1	36
2,4,5-Trichlorophenol	50.0	29.1	28.9	58.2	57.8	44.0-120			0.690	22
2,4,6-Trichlorophenol	50.0	28.6	26.7	57.2	53.4	42.0-120			6.87	23
(S) Nitrobenzene-d5				49.9	39.5	10.0-127				
(S) 2-Fluorobiphenyl				50.1	40.9	10.0-130				
(S) p-Terphenyl-d14				54.1	54.2	10.0-128				
(S) Phenol-d5				22.8	20.5	10.0-120				
(S) 2-Fluorophenol				34.0	29.6	10.0-120				
(S) 2,4,6-Tribromophenol				63.5	61.0	10.0-155				

1 Cp

2 Tc

3 Ss

4 Cn

5 Sr

6 Qc

7 Gl

8 Al

9 Sc

L1093799-01 Original Sample (OS) • Matrix Spike (MS) • Matrix Spike Duplicate (MSD)

(OS) L1093799-01 05/02/19 03:08 • (MS) R3407356-4 05/02/19 03:29 • (MSD) R3407356-5 05/02/19 03:49

Analyte	Spike Amount ug/l	Original Result ug/l	MS Result ug/l	MSD Result ug/l	MS Rec. %	MSD Rec. %	Dilution	Rec. Limits %	<u>MS Qualifier</u>	<u>MSD Qualifier</u>	RPD %	RPD Limits %
Acenaphthene	50.0	U	32.8	34.5	65.6	69.0	1	28.0-120			5.05	25
Acenaphthylene	50.0	U	38.7	40.9	77.4	81.8	1	31.0-121			5.53	25
Anthracene	50.0	U	35.4	37.6	70.8	75.2	1	36.0-120			6.03	23
Benzo(a)anthracene	50.0	U	40.6	42.7	81.2	85.4	1	39.0-120			5.04	23
Benzo(b)fluoranthene	50.0	U	42.6	43.3	85.2	86.6	1	37.0-120			1.63	23
Benzo(k)fluoranthene	50.0	U	40.1	40.6	80.2	81.2	1	37.0-120			1.24	26
Benzo(g,h,i)perylene	50.0	U	35.7	38.8	71.4	77.6	1	37.0-123			8.32	25
Benzo(a)pyrene	50.0	U	39.9	40.7	79.8	81.4	1	37.0-120			1.99	24
Bis(2-chlorethoxy)methane	50.0	U	33.9	34.8	67.8	69.6	1	17.0-120			2.62	31
Bis(2-chloroethyl)ether	50.0	U	58.5	78.9	117	158	1	14.0-120		J5	29.7	33
Bis(2-chloroisopropyl)ether	50.0	U	35.6	72.4	71.2	145	1	18.0-120		J3 J5	68.1	34
4-Bromophenyl-phenylether	50.0	U	40.6	44.3	81.2	88.6	1	37.0-120			8.72	24
2-Chloronaphthalene	50.0	U	29.8	33.9	59.6	67.8	1	29.0-120			12.9	28
4-Chlorophenyl-phenylether	50.0	U	41.6	42.0	83.2	84.0	1	36.0-120			0.957	23
Chrysene	50.0	U	37.2	38.3	74.4	76.6	1	38.0-120			2.91	23
Dibenz(a,h)anthracene	50.0	U	37.0	38.8	74.0	77.6	1	36.0-121			4.75	24
3,3-Dichlorobenzidine	100	U	ND	ND	0.000	0.000	1	10.0-134	J6	J6	0.000	30
2,4-Dinitrotoluene	50.0	U	44.1	44.0	88.2	88.0	1	39.0-125			0.227	25
2,6-Dinitrotoluene	50.0	U	43.1	40.8	86.2	81.6	1	36.0-120			5.48	27
Fluoranthene	50.0	U	43.3	45.1	86.6	90.2	1	41.0-121			4.07	22
Fluorene	50.0	U	41.2	41.9	82.4	83.8	1	37.0-120			1.68	24
Hexachlorobenzene	50.0	U	39.6	43.9	79.2	87.8	1	35.0-122			10.3	24
Hexachloro-1,3-butadiene	50.0	U	26.3	39.0	52.6	78.0	1	12.0-120		J3	38.9	34



L1093799-01 Original Sample (OS) • Matrix Spike (MS) • Matrix Spike Duplicate (MSD)

(OS) L1093799-01 05/02/19 03:08 • (MS) R3407356-4 05/02/19 03:29 • (MSD) R3407356-5 05/02/19 03:49

Analyte	Spike Amount ug/l	Original Result ug/l	MS Result ug/l	MSD Result ug/l	MS Rec. %	MSD Rec. %	Dilution	Rec. Limits %	MS Qualifier	MSD Qualifier	RPD %	RPD Limits %
Hexachlorocyclopentadiene	50.0	U	18.9	16.1	37.8	32.2	1	10.0-120			16.0	33
Indeno(1,2,3-cd)pyrene	50.0	U	37.6	39.4	75.2	78.8	1	38.0-125			4.68	24
Isophorone	50.0	U	34.7	42.9	69.4	85.8	1	21.0-120			21.1	27
Naphthalene	50.0	2.29	25.9	36.1	47.2	67.6	1	10.0-120		J3	32.9	31
Nitrobenzene	50.0	U	27.7	39.7	55.4	79.4	1	12.0-120		J3	35.6	30
n-Nitrosodimethylamine	50.0	U	33.0	46.7	66.0	93.4	1	10.0-120			34.4	40
n-Nitrosodiphenylamine	50.0	U	38.8	42.4	77.6	84.8	1	37.0-120			8.87	24
n-Nitrosodi-n-propylamine	50.0	U	50.5	71.3	101	143	1	16.0-120		J3 J5	34.2	30
Phenanthrene	50.0	U	35.3	37.0	70.6	74.0	1	33.0-120			4.70	22
Benzylbutyl phthalate	50.0	U	42.0	43.5	84.0	87.0	1	34.0-126			3.51	24
Bis(2-ethylhexyl)phthalate	50.0	3.08	47.8	55.1	89.4	104	1	33.0-126			14.2	25
Di-n-butyl phthalate	50.0	U	47.8	49.2	95.6	98.4	1	35.0-128			2.89	23
Diethyl phthalate	50.0	U	49.6	47.5	99.2	95.0	1	39.0-125			4.33	24
Dimethyl phthalate	50.0	U	40.4	42.3	80.8	84.6	1	37.0-120			4.59	24
Di-n-octyl phthalate	50.0	U	43.1	44.8	86.2	89.6	1	25.0-135			3.87	26
Pyrene	50.0	U	39.3	39.5	78.6	79.0	1	39.0-120			0.508	22
Pyridine	50.0	4.35	26.5	36.8	44.3	64.9	1	10.0-120			32.5	37
1,2,4-Trichlorobenzene	50.0	U	19.1	28.0	38.2	56.0	1	15.0-120		J3	37.8	31
4-Chloro-3-methylphenol	50.0	U	62.1	73.2	124	146	1	26.0-120	J5	J5	16.4	27
2-Chlorophenol	50.0	U	10.9	15.3	21.8	30.6	1	18.0-120			33.6	34
2-Methylphenol	50.0	U	51.5	61.7	103	123	1	10.0-120		J5	18.0	30
3&4-Methyl Phenol	50.0	215	240	298	50.0	166	1	10.0-120		E V	21.6	36
2,4-Dichlorophenol	50.0	U	33.8	43.8	67.6	87.6	1	19.0-120			25.8	27
2,4-Dimethylphenol	50.0	U	42.1	51.0	84.2	102	1	15.0-120			19.1	28
4,6-Dinitro-2-methylphenol	50.0	U	35.9	36.4	71.8	72.8	1	10.0-144			1.38	39
2,4-Dinitrophenol	50.0	U	36.6	33.6	73.2	67.2	1	10.0-120			8.55	40
2-Nitrophenol	50.0	U	23.5	32.6	47.0	65.2	1	20.0-120		J3	32.4	30
4-Nitrophenol	50.0	U	75.2	82.2	150	164	1	10.0-120	J5	J5	8.89	40
Pentachlorophenol	50.0	U	45.5	46.0	91.0	92.0	1	10.0-128			1.09	37
Phenol	50.0	60.9	70.8	94.7	19.8	67.6	1	10.0-120			28.9	40
2,4,5-Trichlorophenol	50.0	U	42.6	44.6	85.2	89.2	1	33.0-120			4.59	31
2,4,6-Trichlorophenol	50.0	U	35.6	39.9	71.2	79.8	1	26.0-120			11.4	31
(S) Nitrobenzene-d5					54.0	74.8		10.0-127				
(S) 2-Fluorobiphenyl					67.6	94.2		10.0-130				
(S) p-Terphenyl-d14					92.0	98.8		10.0-128				
(S) Phenol-d5					58.5	8.80		10.0-120		J2		
(S) 2-Fluorophenol					44.8	55.0		10.0-120				
(S) 2,4,6-Tribromophenol					94.5	105		10.0-155				

1 Cp

2 Tc

3 Ss

4 Cn

5 Sr

6 Qc

7 Gl

8 Al

9 Sc



Guide to Reading and Understanding Your Laboratory Report

The information below is designed to better explain the various terms used in your report of analytical results from the Laboratory. This is not intended as a comprehensive explanation, and if you have additional questions please contact your project representative.

Abbreviations and Definitions

MDL	Method Detection Limit.
ND	Not detected at the Reporting Limit (or MDL where applicable).
RDL	Reported Detection Limit.
Rec.	Recovery.
RPD	Relative Percent Difference.
SDG	Sample Delivery Group.
(S)	Surrogate (Surrogate Standard) - Analytes added to every blank, sample, Laboratory Control Sample/Duplicate and Matrix Spike/Duplicate; used to evaluate analytical efficiency by measuring recovery. Surrogates are not expected to be detected in all environmental media.
U	Not detected at the Reporting Limit (or MDL where applicable).
Analyte	The name of the particular compound or analysis performed. Some Analyses and Methods will have multiple analytes reported.
Dilution	If the sample matrix contains an interfering material, the sample preparation volume or weight values differ from the standard, or if concentrations of analytes in the sample are higher than the highest limit of concentration that the laboratory can accurately report, the sample may be diluted for analysis. If a value different than 1 is used in this field, the result reported has already been corrected for this factor.
Limits	These are the target % recovery ranges or % difference value that the laboratory has historically determined as normal for the method and analyte being reported. Successful QC Sample analysis will target all analytes recovered or duplicated within these ranges.
Original Sample	The non-spiked sample in the prep batch used to determine the Relative Percent Difference (RPD) from a quality control sample. The Original Sample may not be included within the reported SDG.
Qualifier	This column provides a letter and/or number designation that corresponds to additional information concerning the result reported. If a Qualifier is present, a definition per Qualifier is provided within the Glossary and Definitions page and potentially a discussion of possible implications of the Qualifier in the Case Narrative if applicable.
Result	The actual analytical final result (corrected for any sample specific characteristics) reported for your sample. If there was no measurable result returned for a specific analyte, the result in this column may state "ND" (Not Detected) or "BDL" (Below Detectable Levels). The information in the results column should always be accompanied by either an MDL (Method Detection Limit) or RDL (Reporting Detection Limit) that defines the lowest value that the laboratory could detect or report for this analyte.
Uncertainty (Radiochemistry)	Confidence level of 2 sigma.
Case Narrative (Cn)	A brief discussion about the included sample results, including a discussion of any non-conformances to protocol observed either at sample receipt by the laboratory from the field or during the analytical process. If present, there will be a section in the Case Narrative to discuss the meaning of any data qualifiers used in the report.
Quality Control Summary (Qc)	This section of the report includes the results of the laboratory quality control analyses required by procedure or analytical methods to assist in evaluating the validity of the results reported for your samples. These analyses are not being performed on your samples typically, but on laboratory generated material.
Sample Chain of Custody (Sc)	This is the document created in the field when your samples were initially collected. This is used to verify the time and date of collection, the person collecting the samples, and the analyses that the laboratory is requested to perform. This chain of custody also documents all persons (excluding commercial shippers) that have had control or possession of the samples from the time of collection until delivery to the laboratory for analysis.
Sample Results (Sr)	This section of your report will provide the results of all testing performed on your samples. These results are provided by sample ID and are separated by the analyses performed on each sample. The header line of each analysis section for each sample will provide the name and method number for the analysis reported.
Sample Summary (Ss)	This section of the Analytical Report defines the specific analyses performed for each sample ID, including the dates and times of preparation and/or analysis.

- 1 Cp
- 2 Tc
- 3 Ss
- 4 Cn
- 5 Sr
- 6 Qc
- 7 Gl
- 8 Al
- 9 Sc

Qualifier	Description
E	The analyte concentration exceeds the upper limit of the calibration range of the instrument established by the initial calibration (ICAL).
J	The identification of the analyte is acceptable; the reported value is an estimate.
J2	Surrogate recovery limits have been exceeded; values are outside lower control limits.
J3	The associated batch QC was outside the established quality control range for precision.
J4	The associated batch QC was outside the established quality control range for accuracy.
J5	The sample matrix interfered with the ability to make any accurate determination; spike value is high.
J6	The sample matrix interfered with the ability to make any accurate determination; spike value is low.
V	The sample concentration is too high to evaluate accurate spike recoveries.



Pace National is the only environmental laboratory accredited/certified to support your work nationwide from one location. One phone call, one point of contact, one laboratory. No other lab is as accessible or prepared to handle your needs throughout the country. Our capacity and capability from our single location laboratory is comparable to the collective totals of the network laboratories in our industry. The most significant benefit to our one location design is the design of our laboratory campus. The model is conducive to accelerated productivity, decreasing turn-around time, and preventing cross contamination, thus protecting sample integrity. Our focus on premium quality and prompt service allows us to be YOUR LAB OF CHOICE.

* Not all certifications held by the laboratory are applicable to the results reported in the attached report.
 * Accreditation is only applicable to the test methods specified on each scope of accreditation held by Pace National.

State Accreditations

Alabama	40660	Nebraska	NE-OS-15-05
Alaska	17-026	Nevada	TN-03-2002-34
Arizona	AZ0612	New Hampshire	2975
Arkansas	88-0469	New Jersey-NELAP	TN002
California	2932	New Mexico ¹	n/a
Colorado	TN00003	New York	11742
Connecticut	PH-0197	North Carolina	Env375
Florida	E87487	North Carolina ¹	DW21704
Georgia	NELAP	North Carolina ³	41
Georgia ¹	923	North Dakota	R-140
Idaho	TN00003	Ohio-VAP	CL0069
Illinois	200008	Oklahoma	9915
Indiana	C-TN-01	Oregon	TN200002
Iowa	364	Pennsylvania	68-02979
Kansas	E-10277	Rhode Island	LA000356
Kentucky ^{1,6}	90010	South Carolina	84004
Kentucky ²	16	South Dakota	n/a
Louisiana	AI30792	Tennessee ^{1,4}	2006
Louisiana ¹	LA180010	Texas	T104704245-18-15
Maine	TN0002	Texas ⁵	LAB0152
Maryland	324	Utah	TN00003
Massachusetts	M-TN003	Vermont	VT2006
Michigan	9958	Virginia	460132
Minnesota	047-999-395	Washington	C847
Mississippi	TN00003	West Virginia	233
Missouri	340	Wisconsin	9980939910
Montana	CERT0086	Wyoming	A2LA

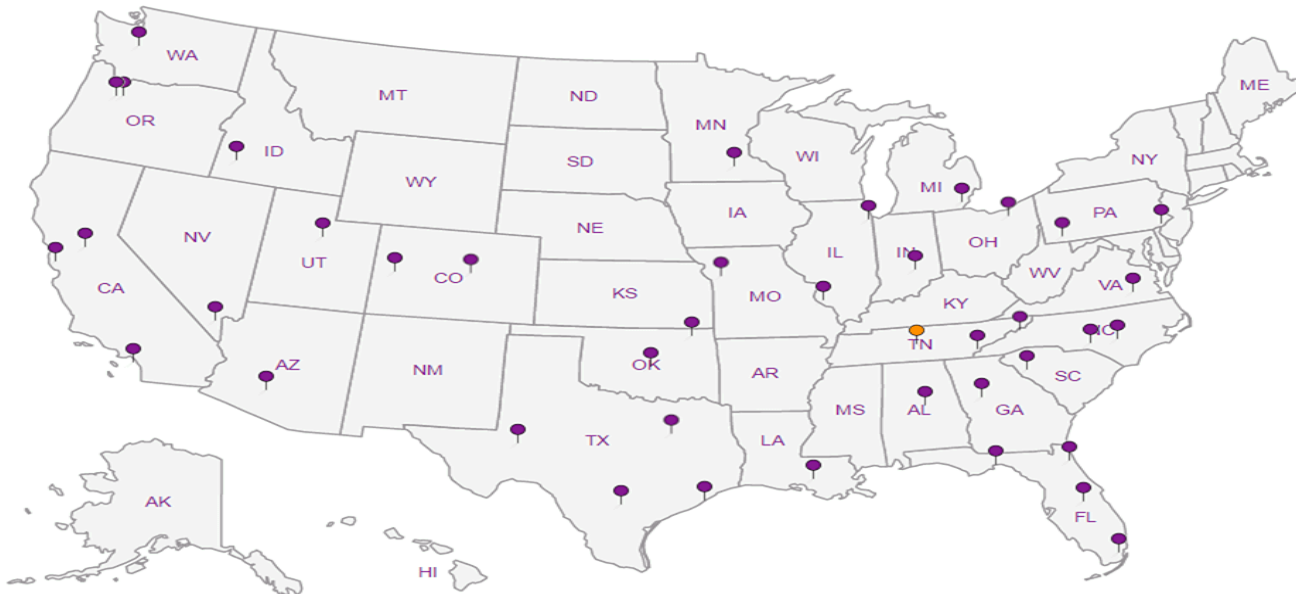
Third Party Federal Accreditations

A2LA – ISO 17025	1461.01	AIHA-LAP,LLC EMLAP	100789
A2LA – ISO 17025 ⁵	1461.02	DOD	1461.01
Canada	1461.01	USDA	P330-15-00234
EPA-Crypto	TN00003		

¹ Drinking Water ² Underground Storage Tanks ³ Aquatic Toxicity ⁴ Chemical/Microbiological ⁵ Mold ⁶ Wastewater n/a Accreditation not applicable

Our Locations

Pace National has sixty-four client support centers that provide sample pickup and/or the delivery of sampling supplies. If you would like assistance from one of our support offices, please contact our main office. Pace National performs all testing at our central laboratory.



1 Cp

2 Tc

3 Ss

4 Cn

5 Sr

6 Qc

7 Gl


8 Al

9 Sc

SLR International Corp. - West Linn, OR

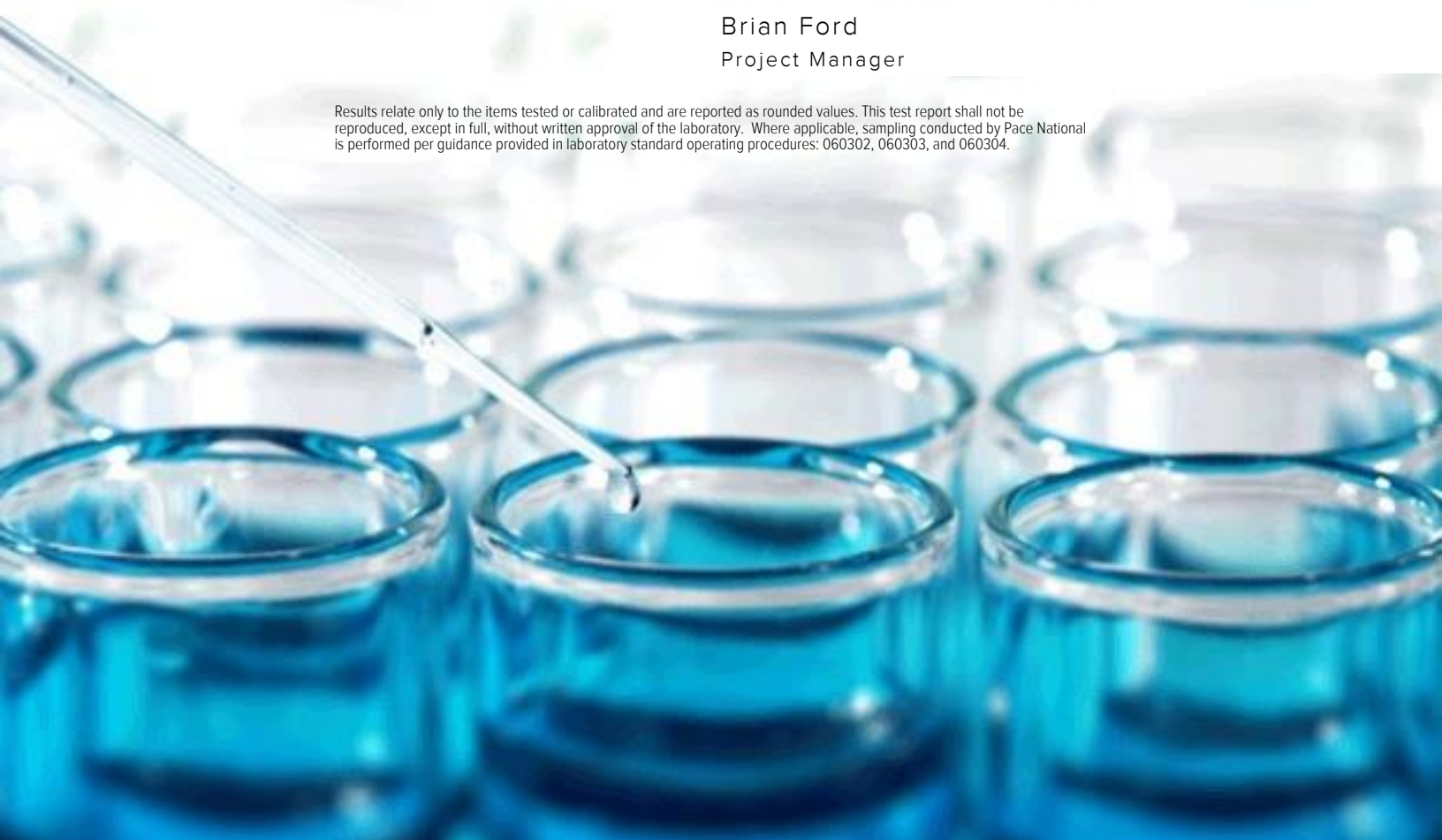
Sample Delivery Group: L1093844
Samples Received: 04/30/2019
Project Number: 108.00228.00059
Description: Nord Door Project - Everett, WA
Site: EVERETT, WA
Report To: Chris Kramer
1800 Blankenship Road, Suite 440
West Linn, OR 97068

Entire Report Reviewed By:



Brian Ford
Project Manager

Results relate only to the items tested or calibrated and are reported as rounded values. This test report shall not be reproduced, except in full, without written approval of the laboratory. Where applicable, sampling conducted by Pace National is performed per guidance provided in laboratory standard operating procedures: 060302, 060303, and 060304.





Cp: Cover Page	1	1 Cp
Tc: Table of Contents	2	
Ss: Sample Summary	3	2 Tc
Cn: Case Narrative	5	
Sr: Sample Results	6	3 Ss
GP-MW-11-SS L1093844-01	6	
GP-MW-12-SS L1093844-02	9	4 Cn
GP-MW-13-SS L1093844-04	11	5 Sr
GP-MW-14-SS L1093844-05	13	
GP-MW-15-SS L1093844-06	15	6 Qc
GP-MW-16-SS L1093844-07	17	
GP-MW-17-SS L1093844-08	19	7 Gl
GP-801-SS L1093844-09	23	8 Al
GP-802-SS L1093844-10	26	
Qc: Quality Control Summary	29	9 Sc
Total Solids by Method 2540 G-2011	29	
Volatile Organic Compounds (GC/MS) by Method 8260C	31	
Semi-Volatile Organic Compounds (GC) by Method NWTPHDX-NO SGT	36	
Semi Volatile Organic Compounds (GC/MS) by Method 8270D	37	
Semi Volatile Organic Compounds (GC/MS) by Method 8270D-SIM	41	
Gl: Glossary of Terms	44	
Al: Accreditations & Locations	45	
Sc: Sample Chain of Custody	46	

SAMPLE SUMMARY



GP-MW-11-SS L1093844-01 Solid

Collected by S.L. Collected date/time 04/25/19 15:10 Received date/time 04/30/19 08:45

Method	Batch	Dilution	Preparation date/time	Analysis date/time	Analyst	Location
Total Solids by Method 2540 G-2011	WG1275562	1	05/03/19 14:20	05/03/19 14:31	KDW	Mt. Juliet, TN
Volatile Organic Compounds (GC/MS) by Method 8260C	WG1274486	1	04/25/19 15:10	05/01/19 12:58	BMB	Mt. Juliet, TN
Volatile Organic Compounds (GC/MS) by Method 8260C	WG1275175	1	04/25/19 15:10	05/02/19 14:11	JHH	Mt. Juliet, TN
Semi Volatile Organic Compounds (GC/MS) by Method 8270D	WG1275198	5	05/03/19 07:41	05/04/19 17:45	SNR	Mt. Juliet, TN

1 Cp

2 Tc

3 Ss

4 Cn

5 Sr

6 Qc

7 Gl

8 Al

9 Sc

GP-MW-12-SS L1093844-02 Solid

Collected by S.L. Collected date/time 04/25/19 11:40 Received date/time 04/30/19 08:45

Method	Batch	Dilution	Preparation date/time	Analysis date/time	Analyst	Location
Total Solids by Method 2540 G-2011	WG1275562	1	05/03/19 14:20	05/03/19 14:31	KDW	Mt. Juliet, TN
Volatile Organic Compounds (GC/MS) by Method 8260C	WG1274486	1	04/25/19 11:40	05/01/19 13:17	BMB	Mt. Juliet, TN
Semi Volatile Organic Compounds (GC/MS) by Method 8270D-SIM	WG1275238	1	05/02/19 16:00	05/03/19 14:55	DMG	Mt. Juliet, TN

GP-MW-13-SS L1093844-04 Solid

Collected by S.L. Collected date/time 04/25/19 09:40 Received date/time 04/30/19 08:45

Method	Batch	Dilution	Preparation date/time	Analysis date/time	Analyst	Location
Total Solids by Method 2540 G-2011	WG1275562	1	05/03/19 14:20	05/03/19 14:31	KDW	Mt. Juliet, TN
Semi Volatile Organic Compounds (GC/MS) by Method 8270D	WG1275198	5	05/03/19 07:41	05/04/19 17:07	SNR	Mt. Juliet, TN
Semi Volatile Organic Compounds (GC/MS) by Method 8270D-SIM	WG1275238	1	05/02/19 16:00	05/03/19 15:16	DMG	Mt. Juliet, TN

GP-MW-14-SS L1093844-05 Solid

Collected by S.L. Collected date/time 04/25/19 14:15 Received date/time 04/30/19 08:45

Method	Batch	Dilution	Preparation date/time	Analysis date/time	Analyst	Location
Total Solids by Method 2540 G-2011	WG1275562	1	05/03/19 14:20	05/03/19 14:31	KDW	Mt. Juliet, TN
Semi Volatile Organic Compounds (GC/MS) by Method 8270D	WG1275198	5	05/03/19 07:41	05/04/19 17:26	SNR	Mt. Juliet, TN
Semi Volatile Organic Compounds (GC/MS) by Method 8270D-SIM	WG1276612	1	05/06/19 12:55	05/07/19 12:19	DMG	Mt. Juliet, TN

GP-MW-15-SS L1093844-06 Solid

Collected by S.L. Collected date/time 04/26/19 13:42 Received date/time 04/30/19 08:45

Method	Batch	Dilution	Preparation date/time	Analysis date/time	Analyst	Location
Total Solids by Method 2540 G-2011	WG1275562	1	05/03/19 14:20	05/03/19 14:31	KDW	Mt. Juliet, TN
Volatile Organic Compounds (GC/MS) by Method 8260C	WG1274486	1	04/26/19 13:42	05/01/19 13:37	BMB	Mt. Juliet, TN
Volatile Organic Compounds (GC/MS) by Method 8260C	WG1275175	1	04/26/19 13:42	05/02/19 14:30	JHH	Mt. Juliet, TN

GP-MW-16-SS L1093844-07 Solid

Collected by S.L. Collected date/time 04/26/19 13:15 Received date/time 04/30/19 08:45

Method	Batch	Dilution	Preparation date/time	Analysis date/time	Analyst	Location
Total Solids by Method 2540 G-2011	WG1275562	1	05/03/19 14:20	05/03/19 14:31	KDW	Mt. Juliet, TN
Semi-Volatile Organic Compounds (GC) by Method NWTPHDX-NO SGT	WG1274928	10	05/02/19 08:58	05/02/19 22:43	AAT	Mt. Juliet, TN
Semi Volatile Organic Compounds (GC/MS) by Method 8270D	WG1275198	10	05/03/19 07:41	05/06/19 17:36	JNJ	Mt. Juliet, TN
Semi Volatile Organic Compounds (GC/MS) by Method 8270D-SIM	WG1276612	1	05/06/19 12:55	05/07/19 13:44	DMG	Mt. Juliet, TN

SAMPLE SUMMARY

GP-MW-17-SS L1093844-08 Solid

Collected by S.L. Collected date/time 04/26/19 14:50 Received date/time 04/30/19 08:45

Method	Batch	Dilution	Preparation date/time	Analysis date/time	Analyst	Location
Total Solids by Method 2540 G-2011	WG1275562	1	05/03/19 14:20	05/03/19 14:31	KDW	Mt. Juliet, TN
Volatile Organic Compounds (GC/MS) by Method 8260C	WG1274486	1	04/26/19 14:50	05/01/19 13:57	BMB	Mt. Juliet, TN
Semi-Volatile Organic Compounds (GC) by Method NWTPHDX-NO SGT	WG1274928	1	05/02/19 08:58	05/02/19 21:25	AAT	Mt. Juliet, TN
Semi Volatile Organic Compounds (GC/MS) by Method 8270D	WG1275198	1	05/03/19 07:41	05/04/19 16:47	SNR	Mt. Juliet, TN
Semi Volatile Organic Compounds (GC/MS) by Method 8270D	WG1275198	5	05/03/19 07:41	05/06/19 19:32	JNJ	Mt. Juliet, TN
Semi Volatile Organic Compounds (GC/MS) by Method 8270D-SIM	WG1276612	1	05/06/19 12:55	05/07/19 12:41	DMG	Mt. Juliet, TN

1
Cp

2
Tc

3
Ss

4
Cn

GP-801-SS L1093844-09 Solid

Collected by S.L. Collected date/time 04/26/19 08:45 Received date/time 04/30/19 08:45

Method	Batch	Dilution	Preparation date/time	Analysis date/time	Analyst	Location
Total Solids by Method 2540 G-2011	WG1275562	1	05/03/19 14:20	05/03/19 14:31	KDW	Mt. Juliet, TN
Volatile Organic Compounds (GC/MS) by Method 8260C	WG1274486	1	04/26/19 08:45	05/01/19 14:16	BMB	Mt. Juliet, TN
Semi-Volatile Organic Compounds (GC) by Method NWTPHDX-NO SGT	WG1274928	10	05/02/19 08:58	05/02/19 23:09	AAT	Mt. Juliet, TN
Semi Volatile Organic Compounds (GC/MS) by Method 8270D	WG1275198	10	05/03/19 07:41	05/06/19 18:15	JNJ	Mt. Juliet, TN
Semi Volatile Organic Compounds (GC/MS) by Method 8270D-SIM	WG1276612	1	05/06/19 12:55	05/07/19 13:02	DMG	Mt. Juliet, TN

5
Sr

6
Qc

7
Gl

8
Al

GP-802-SS L1093844-10 Solid

Collected by S.L. Collected date/time 04/26/19 16:15 Received date/time 04/30/19 08:45

Method	Batch	Dilution	Preparation date/time	Analysis date/time	Analyst	Location
Total Solids by Method 2540 G-2011	WG1275563	1	05/03/19 14:01	05/03/19 14:10	KDW	Mt. Juliet, TN
Volatile Organic Compounds (GC/MS) by Method 8260C	WG1274486	1	04/26/19 16:15	05/01/19 14:36	BMB	Mt. Juliet, TN
Semi-Volatile Organic Compounds (GC) by Method NWTPHDX-NO SGT	WG1274928	1	05/02/19 08:58	05/02/19 22:04	AAT	Mt. Juliet, TN
Semi Volatile Organic Compounds (GC/MS) by Method 8270D	WG1275198	10	05/03/19 07:41	05/06/19 17:56	JNJ	Mt. Juliet, TN
Semi Volatile Organic Compounds (GC/MS) by Method 8270D-SIM	WG1276612	1	05/06/19 12:55	05/07/19 13:23	DMG	Mt. Juliet, TN

9
Sc



All sample aliquots were received at the correct temperature, in the proper containers, with the appropriate preservatives, and within method specified holding times, unless qualified or notated within the report. Where applicable, all MDL (LOD) and RDL (LOQ) values reported for environmental samples have been corrected for the dilution factor used in the analysis. All Method and Batch Quality Control are within established criteria except where addressed in this case narrative, a non-conformance form or properly qualified within the sample results. By my digital signature below, I affirm to the best of my knowledge, all problems/anomalies observed by the laboratory as having the potential to affect the quality of the data have been identified by the laboratory, and no information or data have been knowingly withheld that would affect the quality of the data.

Brian Ford
Project Manager

¹ Cp

² Tc

³ Ss

⁴ Cn

⁵ Sr

⁶ Qc

⁷ Gl

⁸ Al

⁹ Sc



Total Solids by Method 2540 G-2011

Analyte	Result	Qualifier	Dilution	Analysis	Batch
	%			date / time	
Total Solids	82.5		1	05/03/2019 14:31	WG1275562

Volatile Organic Compounds (GC/MS) by Method 8260C

Analyte	Result (dry)	Qualifier	MDL (dry)	RDL (dry)	Dilution	Analysis	Batch
	mg/kg		mg/kg	mg/kg		date / time	
Acetone	U		0.0166	0.0303	1	05/01/2019 12:58	WG1274486
Acrylonitrile	U		0.00230	0.0151	1	05/01/2019 12:58	WG1274486
Benzene	0.000853	J	0.000485	0.00121	1	05/01/2019 12:58	WG1274486
Bromobenzene	U		0.00127	0.0151	1	05/01/2019 12:58	WG1274486
Bromodichloromethane	U		0.000955	0.00303	1	05/01/2019 12:58	WG1274486
Bromoform	U		0.00724	0.0303	1	05/01/2019 12:58	WG1274486
Bromomethane	U		0.00448	0.0151	1	05/01/2019 12:58	WG1274486
n-Butylbenzene	U		0.00465	0.0151	1	05/01/2019 12:58	WG1274486
sec-Butylbenzene	U		0.00306	0.0151	1	05/01/2019 12:58	WG1274486
tert-Butylbenzene	U		0.00188	0.00606	1	05/01/2019 12:58	WG1274486
Carbon tetrachloride	U		0.00131	0.00606	1	05/01/2019 12:58	WG1274486
Chlorobenzene	U		0.000694	0.00303	1	05/01/2019 12:58	WG1274486
Chlorodibromomethane	U		0.000545	0.00303	1	05/01/2019 12:58	WG1274486
Chloroethane	U		0.00131	0.00606	1	05/01/2019 12:58	WG1274486
Chloroform	U		0.000503	0.00303	1	05/01/2019 12:58	WG1274486
Chloromethane	U		0.00168	0.0151	1	05/01/2019 12:58	WG1274486
2-Chlorotoluene	U		0.00111	0.00303	1	05/01/2019 12:58	WG1274486
4-Chlorotoluene	U		0.00137	0.00606	1	05/01/2019 12:58	WG1274486
1,2-Dibromo-3-Chloropropane	U	JO	0.00618	0.0303	1	05/01/2019 12:58	WG1274486
1,2-Dibromoethane	U		0.000636	0.00303	1	05/01/2019 12:58	WG1274486
Dibromomethane	U		0.00121	0.00606	1	05/01/2019 12:58	WG1274486
1,2-Dichlorobenzene	U		0.00176	0.00606	1	05/01/2019 12:58	WG1274486
1,3-Dichlorobenzene	U		0.00206	0.00606	1	05/01/2019 12:58	WG1274486
1,4-Dichlorobenzene	U		0.00239	0.00606	1	05/01/2019 12:58	WG1274486
Dichlorodifluoromethane	U	J4	0.000991	0.00303	1	05/01/2019 12:58	WG1274486
1,1-Dichloroethane	U		0.000697	0.00303	1	05/01/2019 12:58	WG1274486
1,2-Dichloroethane	U		0.000575	0.00303	1	05/01/2019 12:58	WG1274486
1,1-Dichloroethene	U		0.000606	0.00303	1	05/01/2019 12:58	WG1274486
cis-1,2-Dichloroethene	U		0.000836	0.00303	1	05/01/2019 12:58	WG1274486
trans-1,2-Dichloroethene	U		0.00173	0.00606	1	05/01/2019 12:58	WG1274486
1,2-Dichloropropane	U		0.00154	0.00606	1	05/01/2019 12:58	WG1274486
1,1-Dichloropropene	U		0.000848	0.00303	1	05/01/2019 12:58	WG1274486
1,3-Dichloropropane	U		0.00212	0.00606	1	05/01/2019 12:58	WG1274486
cis-1,3-Dichloropropene	U		0.000821	0.00303	1	05/01/2019 12:58	WG1274486
trans-1,3-Dichloropropene	U		0.00185	0.00606	1	05/01/2019 12:58	WG1274486
2,2-Dichloropropane	U		0.000961	0.00303	1	05/01/2019 12:58	WG1274486
Di-isopropyl ether	U		0.000424	0.00121	1	05/01/2019 12:58	WG1274486
Ethylbenzene	0.00112	J	0.000642	0.00303	1	05/01/2019 12:58	WG1274486
Hexachloro-1,3-butadiene	U	JO	0.0154	0.0303	1	05/01/2019 12:58	WG1274486
Isopropylbenzene	U		0.00105	0.00303	1	05/01/2019 12:58	WG1274486
p-Isopropyltoluene	U		0.00282	0.00606	1	05/01/2019 12:58	WG1274486
2-Butanone (MEK)	U		0.0151	0.0303	1	05/01/2019 12:58	WG1274486
Methylene Chloride	U		0.00804	0.0303	1	05/01/2019 12:58	WG1274486
4-Methyl-2-pentanone (MIBK)	U		0.0121	0.0303	1	05/01/2019 12:58	WG1274486
Methyl tert-butyl ether	U		0.000357	0.00121	1	05/01/2019 12:58	WG1274486
Naphthalene	0.00812	J	0.00378	0.0151	1	05/02/2019 14:11	WG1275175
n-Propylbenzene	U		0.00143	0.00606	1	05/01/2019 12:58	WG1274486
Styrene	U		0.00331	0.0151	1	05/01/2019 12:58	WG1274486
1,1,1,2-Tetrachloroethane	U		0.000606	0.00303	1	05/01/2019 12:58	WG1274486
1,1,2,2-Tetrachloroethane	U		0.000472	0.00303	1	05/01/2019 12:58	WG1274486

- 1 Cp
- 2 Tc
- 3 Ss
- 4 Cn
- 5 Sr
- 6 Qc
- 7 Gl
- 8 Al
- 9 Sc



Collected date/time: 04/25/19 15:10

L1093844

Volatile Organic Compounds (GC/MS) by Method 8260C

Analyte	Result (dry) mg/kg	Qualifier	MDL (dry) mg/kg	RDL (dry) mg/kg	Dilution	Analysis date / time	Batch
1,1,2-Trichlorotrifluoroethane	U		0.000818	0.00303	1	05/01/2019 12:58	WG1274486
Tetrachloroethene	0.00242	L	0.000848	0.00303	1	05/01/2019 12:58	WG1274486
Toluene	0.00430	L	0.00151	0.00606	1	05/01/2019 12:58	WG1274486
1,2,3-Trichlorobenzene	U	LO	0.000757	0.00303	1	05/01/2019 12:58	WG1274486
1,2,4-Trichlorobenzene	U	LO	0.00584	0.0151	1	05/01/2019 12:58	WG1274486
1,1,1-Trichloroethane	U		0.000333	0.00303	1	05/01/2019 12:58	WG1274486
1,1,2-Trichloroethane	U		0.00107	0.00303	1	05/01/2019 12:58	WG1274486
Trichloroethene	U		0.000485	0.00121	1	05/01/2019 12:58	WG1274486
Trichlorofluoromethane	U		0.000606	0.00303	1	05/01/2019 12:58	WG1274486
1,2,3-Trichloropropane	U		0.00618	0.0151	1	05/01/2019 12:58	WG1274486
1,2,4-Trimethylbenzene	0.00405	L	0.00141	0.00606	1	05/01/2019 12:58	WG1274486
1,2,3-Trimethylbenzene	0.00299	L	0.00139	0.00606	1	05/01/2019 12:58	WG1274486
Vinyl chloride	U		0.000827	0.00303	1	05/01/2019 12:58	WG1274486
1,3,5-Trimethylbenzene	U		0.00131	0.00606	1	05/01/2019 12:58	WG1274486
Xylenes, Total	U		0.00579	0.00787	1	05/01/2019 12:58	WG1274486
(S) Toluene-d8	109			75.0-131		05/01/2019 12:58	WG1274486
(S) Toluene-d8	108			75.0-131		05/02/2019 14:11	WG1275175
(S) 4-Bromofluorobenzene	95.9			67.0-138		05/01/2019 12:58	WG1274486
(S) 4-Bromofluorobenzene	95.2			67.0-138		05/02/2019 14:11	WG1275175
(S) 1,2-Dichloroethane-d4	101			70.0-130		05/01/2019 12:58	WG1274486
(S) 1,2-Dichloroethane-d4	98.6			70.0-130		05/02/2019 14:11	WG1275175

1 Cp

2 Tc

3 Ss

4 Cn

5 Sr

6 Qc

7 Gl

8 Al

9 Sc

Semi Volatile Organic Compounds (GC/MS) by Method 8270D

Analyte	Result (dry) mg/kg	Qualifier	MDL (dry) mg/kg	RDL (dry) mg/kg	Dilution	Analysis date / time	Batch
Acenaphthene	0.118	L	0.0389	0.202	5	05/04/2019 17:45	WG1275198
Acenaphthylene	U		0.0406	0.202	5	05/04/2019 17:45	WG1275198
Anthracene	U		0.0383	0.202	5	05/04/2019 17:45	WG1275198
Benzo(a)anthracene	U		0.0259	0.202	5	05/04/2019 17:45	WG1275198
Benzo(b)fluoranthene	U		0.0420	0.202	5	05/04/2019 17:45	WG1275198
Benzo(k)fluoranthene	U		0.0353	0.202	5	05/04/2019 17:45	WG1275198
Benzo(g,h,i)perylene	U		0.0437	0.202	5	05/04/2019 17:45	WG1275198
Benzo(a)pyrene	U		0.0332	0.202	5	05/04/2019 17:45	WG1275198
Bis(2-chloroethoxy)methane	U	J3	0.0466	2.02	5	05/04/2019 17:45	WG1275198
Bis(2-chloroethyl)ether	U	J3	0.0543	2.02	5	05/04/2019 17:45	WG1275198
Bis(2-chloroisopropyl)ether	U	J3	0.0460	2.02	5	05/04/2019 17:45	WG1275198
4-Bromophenyl-phenylether	U		0.0691	2.02	5	05/04/2019 17:45	WG1275198
2-Chloronaphthalene	U		0.0388	0.202	5	05/04/2019 17:45	WG1275198
4-Chlorophenyl-phenylether	U		0.0380	2.02	5	05/04/2019 17:45	WG1275198
Chrysene	U		0.0337	0.202	5	05/04/2019 17:45	WG1275198
Dibenz(a,h)anthracene	U		0.0498	0.202	5	05/04/2019 17:45	WG1275198
3,3-Dichlorobenzidine	U		0.481	2.02	5	05/04/2019 17:45	WG1275198
2,4-Dinitrotoluene	U		0.0368	2.02	5	05/04/2019 17:45	WG1275198
2,6-Dinitrotoluene	U		0.0447	2.02	5	05/04/2019 17:45	WG1275198
Fluoranthene	U		0.0300	0.202	5	05/04/2019 17:45	WG1275198
Fluorene	0.0580	L	0.0413	0.202	5	05/04/2019 17:45	WG1275198
Hexachlorobenzene	U		0.0518	2.02	5	05/04/2019 17:45	WG1275198
Hexachloro-1,3-butadiene	U	J3	0.0606	2.02	5	05/04/2019 17:45	WG1275198
Hexachlorocyclopentadiene	U	J3	0.355	2.02	5	05/04/2019 17:45	WG1275198
Hexachloroethane	U	J3	0.0812	2.02	5	05/04/2019 17:45	WG1275198
Indeno(1,2,3-cd)pyrene	U		0.0468	0.202	5	05/04/2019 17:45	WG1275198
Isophorone	U		0.0316	2.02	5	05/04/2019 17:45	WG1275198
Naphthalene	U	J3	0.0539	0.202	5	05/04/2019 17:45	WG1275198
Nitrobenzene	U	J3	0.0420	2.02	5	05/04/2019 17:45	WG1275198
n-Nitrosodimethylamine	U		0.391	2.02	5	05/04/2019 17:45	WG1275198
n-Nitrosodiphenylamine	U		0.545	2.02	5	05/04/2019 17:45	WG1275198



Collected date/time: 04/25/19 15:10

L1093844

Semi Volatile Organic Compounds (GC/MS) by Method 8270D

Analyte	Result (dry) mg/kg	Qualifier	MDL (dry) mg/kg	RDL (dry) mg/kg	Dilution	Analysis date / time	Batch
n-Nitrosodi-n-propylamine	U	J3	0.0549	2.02	5	05/04/2019 17:45	WG1275198
Phenanthrene	0.0532	J	0.0320	0.202	5	05/04/2019 17:45	WG1275198
Pyridine	U	J3	0.380	2.02	5	05/04/2019 17:45	WG1275198
Benzylbutyl phthalate	U		0.0624	2.02	5	05/04/2019 17:45	WG1275198
Bis(2-ethylhexyl)phthalate	U		0.0727	2.02	5	05/04/2019 17:45	WG1275198
Di-n-butyl phthalate	U		0.0660	2.02	5	05/04/2019 17:45	WG1275198
Diethyl phthalate	U		0.0419	2.02	5	05/04/2019 17:45	WG1275198
Dimethyl phthalate	U		0.0327	2.02	5	05/04/2019 17:45	WG1275198
Di-n-octyl phthalate	U		0.0550	2.02	5	05/04/2019 17:45	WG1275198
Pyrene	U		0.0745	0.202	5	05/04/2019 17:45	WG1275198
1,2,4-Trichlorobenzene	U	J3	0.0531	2.02	5	05/04/2019 17:45	WG1275198
4-Chloro-3-methylphenol	U		0.0290	2.02	5	05/04/2019 17:45	WG1275198
2-Chlorophenol	U	J3	0.0503	2.02	5	05/04/2019 17:45	WG1275198
2,4-Dichlorophenol	U		0.0452	2.02	5	05/04/2019 17:45	WG1275198
2,4-Dimethylphenol	U		0.286	2.02	5	05/04/2019 17:45	WG1275198
4,6-Dinitro-2-methylphenol	U		0.751	2.02	5	05/04/2019 17:45	WG1275198
2,4-Dinitrophenol	U	J3	0.594	2.02	5	05/04/2019 17:45	WG1275198
2-Methylphenol	U	J3	0.0597	2.02	5	05/04/2019 17:45	WG1275198
3&4-Methyl Phenol	U		0.0475	2.02	5	05/04/2019 17:45	WG1275198
2-Nitrophenol	U	J3	0.0787	2.02	5	05/04/2019 17:45	WG1275198
4-Nitrophenol	U		0.319	2.02	5	05/04/2019 17:45	WG1275198
Pentachlorophenol	U		0.291	2.02	5	05/04/2019 17:45	WG1275198
Phenol	U		0.0420	2.02	5	05/04/2019 17:45	WG1275198
2,4,6-Trichlorophenol	U		0.0471	2.02	5	05/04/2019 17:45	WG1275198
2,4,5-Trichlorophenol	U		0.0630	2.02	5	05/04/2019 17:45	WG1275198
(S) 2-Fluorophenol	52.8			12.0-120		05/04/2019 17:45	WG1275198
(S) Phenol-d5	51.7			10.0-120		05/04/2019 17:45	WG1275198
(S) Nitrobenzene-d5	44.7			10.0-122		05/04/2019 17:45	WG1275198
(S) 2-Fluorobiphenyl	52.2			15.0-120		05/04/2019 17:45	WG1275198
(S) 2,4,6-Tribromophenol	61.0			10.0-127		05/04/2019 17:45	WG1275198
(S) p-Terphenyl-d14	60.7			10.0-120		05/04/2019 17:45	WG1275198

1 Cp

2 Tc

3 Ss

4 Cn

5 Sr

6 Qc

7 Gl

8 Al

9 Sc

Sample Narrative:

L1093844-01 WG1275198: Dilution due to viscosity.



Total Solids by Method 2540 G-2011

Analyte	Result	Qualifier	Dilution	Analysis	Batch
	%			date / time	
Total Solids	87.3		1	05/03/2019 14:31	WG1275562

Volatile Organic Compounds (GC/MS) by Method 8260C

Analyte	Result (dry)	Qualifier	MDL (dry)	RDL (dry)	Dilution	Analysis	Batch
	mg/kg		mg/kg	mg/kg		date / time	
Acetone	U		0.0157	0.0286	1	05/01/2019 13:17	WG1274486
Acrylonitrile	U		0.00218	0.0143	1	05/01/2019 13:17	WG1274486
Benzene	U		0.000458	0.00115	1	05/01/2019 13:17	WG1274486
Bromobenzene	U		0.00120	0.0143	1	05/01/2019 13:17	WG1274486
Bromodichloromethane	U		0.000903	0.00286	1	05/01/2019 13:17	WG1274486
Bromoform	U		0.00685	0.0286	1	05/01/2019 13:17	WG1274486
Bromomethane	U		0.00424	0.0143	1	05/01/2019 13:17	WG1274486
n-Butylbenzene	U		0.00440	0.0143	1	05/01/2019 13:17	WG1274486
sec-Butylbenzene	U		0.00290	0.0143	1	05/01/2019 13:17	WG1274486
tert-Butylbenzene	U		0.00178	0.00573	1	05/01/2019 13:17	WG1274486
Carbon tetrachloride	U		0.00124	0.00573	1	05/01/2019 13:17	WG1274486
Chlorobenzene	U		0.000657	0.00286	1	05/01/2019 13:17	WG1274486
Chlorodibromomethane	U		0.000516	0.00286	1	05/01/2019 13:17	WG1274486
Chloroethane	U		0.00124	0.00573	1	05/01/2019 13:17	WG1274486
Chloroform	U		0.000476	0.00286	1	05/01/2019 13:17	WG1274486
Chloromethane	U		0.00159	0.0143	1	05/01/2019 13:17	WG1274486
2-Chlorotoluene	U		0.00105	0.00286	1	05/01/2019 13:17	WG1274486
4-Chlorotoluene	U		0.00129	0.00573	1	05/01/2019 13:17	WG1274486
1,2-Dibromo-3-Chloropropane	U	J0	0.00584	0.0286	1	05/01/2019 13:17	WG1274486
1,2-Dibromoethane	U		0.000602	0.00286	1	05/01/2019 13:17	WG1274486
Dibromomethane	U		0.00115	0.00573	1	05/01/2019 13:17	WG1274486
1,2-Dichlorobenzene	U		0.00166	0.00573	1	05/01/2019 13:17	WG1274486
1,3-Dichlorobenzene	U		0.00195	0.00573	1	05/01/2019 13:17	WG1274486
1,4-Dichlorobenzene	U		0.00226	0.00573	1	05/01/2019 13:17	WG1274486
Dichlorodifluoromethane	U	J4	0.000937	0.00286	1	05/01/2019 13:17	WG1274486
1,1-Dichloroethane	U		0.000659	0.00286	1	05/01/2019 13:17	WG1274486
1,2-Dichloroethane	U		0.000544	0.00286	1	05/01/2019 13:17	WG1274486
1,1-Dichloroethene	U		0.000573	0.00286	1	05/01/2019 13:17	WG1274486
cis-1,2-Dichloroethene	U		0.000791	0.00286	1	05/01/2019 13:17	WG1274486
trans-1,2-Dichloroethene	U		0.00164	0.00573	1	05/01/2019 13:17	WG1274486
1,2-Dichloropropane	U		0.00146	0.00573	1	05/01/2019 13:17	WG1274486
1,1-Dichloropropene	U		0.000802	0.00286	1	05/01/2019 13:17	WG1274486
1,3-Dichloropropane	U		0.00201	0.00573	1	05/01/2019 13:17	WG1274486
cis-1,3-Dichloropropene	U		0.000777	0.00286	1	05/01/2019 13:17	WG1274486
trans-1,3-Dichloropropene	U		0.00175	0.00573	1	05/01/2019 13:17	WG1274486
2,2-Dichloropropane	U		0.000909	0.00286	1	05/01/2019 13:17	WG1274486
Di-isopropyl ether	U		0.000401	0.00115	1	05/01/2019 13:17	WG1274486
Ethylbenzene	U		0.000607	0.00286	1	05/01/2019 13:17	WG1274486
Hexachloro-1,3-butadiene	U	J0	0.0146	0.0286	1	05/01/2019 13:17	WG1274486
Isopropylbenzene	U		0.000989	0.00286	1	05/01/2019 13:17	WG1274486
p-Isopropyltoluene	U		0.00267	0.00573	1	05/01/2019 13:17	WG1274486
2-Butanone (MEK)	U		0.0143	0.0286	1	05/01/2019 13:17	WG1274486
Methylene Chloride	U		0.00761	0.0286	1	05/01/2019 13:17	WG1274486
4-Methyl-2-pentanone (MIBK)	U		0.0115	0.0286	1	05/01/2019 13:17	WG1274486
Methyl tert-butyl ether	U		0.000338	0.00115	1	05/01/2019 13:17	WG1274486
Naphthalene	U		0.00358	0.0143	1	05/01/2019 13:17	WG1274486
n-Propylbenzene	U		0.00135	0.00573	1	05/01/2019 13:17	WG1274486
Styrene	U		0.00313	0.0143	1	05/01/2019 13:17	WG1274486
1,1,1,2-Tetrachloroethane	U		0.000573	0.00286	1	05/01/2019 13:17	WG1274486
1,1,2,2-Tetrachloroethane	U		0.000447	0.00286	1	05/01/2019 13:17	WG1274486

- 1 Cp
- 2 Tc
- 3 Ss
- 4 Cn
- 5 Sr
- 6 Qc
- 7 Gl
- 8 Al
- 9 Sc



Collected date/time: 04/25/19 11:40

L1093844

Volatile Organic Compounds (GC/MS) by Method 8260C

Analyte	Result (dry) mg/kg	Qualifier	MDL (dry) mg/kg	RDL (dry) mg/kg	Dilution	Analysis date / time	Batch
1,1,2-Trichlorotrifluoroethane	U		0.000773	0.00286	1	05/01/2019 13:17	WG1274486
Tetrachloroethene	U		0.000802	0.00286	1	05/01/2019 13:17	WG1274486
Toluene	U		0.00143	0.00573	1	05/01/2019 13:17	WG1274486
1,2,3-Trichlorobenzene	U	JO	0.000716	0.00286	1	05/01/2019 13:17	WG1274486
1,2,4-Trichlorobenzene	U	JO	0.00552	0.0143	1	05/01/2019 13:17	WG1274486
1,1,1-Trichloroethane	U		0.000315	0.00286	1	05/01/2019 13:17	WG1274486
1,1,2-Trichloroethane	U		0.00101	0.00286	1	05/01/2019 13:17	WG1274486
Trichloroethene	U		0.000458	0.00115	1	05/01/2019 13:17	WG1274486
Trichlorofluoromethane	U		0.000573	0.00286	1	05/01/2019 13:17	WG1274486
1,2,3-Trichloropropane	U		0.00584	0.0143	1	05/01/2019 13:17	WG1274486
1,2,4-Trimethylbenzene	U		0.00133	0.00573	1	05/01/2019 13:17	WG1274486
1,2,3-Trimethylbenzene	U		0.00132	0.00573	1	05/01/2019 13:17	WG1274486
Vinyl chloride	U		0.000783	0.00286	1	05/01/2019 13:17	WG1274486
1,3,5-Trimethylbenzene	U		0.00124	0.00573	1	05/01/2019 13:17	WG1274486
Xylenes, Total	U		0.00548	0.00745	1	05/01/2019 13:17	WG1274486
(S) Toluene-d8	108			75.0-131		05/01/2019 13:17	WG1274486
(S) 4-Bromofluorobenzene	92.7			67.0-138		05/01/2019 13:17	WG1274486
(S) 1,2-Dichloroethane-d4	100			70.0-130		05/01/2019 13:17	WG1274486

- 1 Cp
- 2 Tc
- 3 Ss
- 4 Cn
- 5 Sr
- 6 Qc
- 7 Gl
- 8 Al
- 9 Sc

Semi Volatile Organic Compounds (GC/MS) by Method 8270D-SIM

Analyte	Result (dry) mg/kg	Qualifier	MDL (dry) mg/kg	RDL (dry) mg/kg	Dilution	Analysis date / time	Batch
Benzo(a)anthracene	0.00225	U	0.000688	0.00688	1	05/03/2019 14:55	WG1275238
Benzo(a)pyrene	0.00248	U	0.000688	0.00688	1	05/03/2019 14:55	WG1275238
Benzo(b)fluoranthene	0.00335	U	0.000688	0.00688	1	05/03/2019 14:55	WG1275238
Benzo(k)fluoranthene	0.00106	U	0.000688	0.00688	1	05/03/2019 14:55	WG1275238
Chrysene	0.00223	U	0.000688	0.00688	1	05/03/2019 14:55	WG1275238
Dibenz(a,h)anthracene	U		0.000688	0.00688	1	05/03/2019 14:55	WG1275238
Indeno(1,2,3-cd)pyrene	0.00150	U	0.000688	0.00688	1	05/03/2019 14:55	WG1275238
(S) Nitrobenzene-d5	75.9			14.0-149		05/03/2019 14:55	WG1275238
(S) 2-Fluorobiphenyl	74.0			34.0-125		05/03/2019 14:55	WG1275238
(S) p-Terphenyl-d14	76.7			23.0-120		05/03/2019 14:55	WG1275238



Collected date/time: 04/25/19 09:40

L1093844

Total Solids by Method 2540 G-2011

Analyte	Result	Qualifier	Dilution	Analysis	Batch
	%			date / time	
Total Solids	88.0		1	05/03/2019 14:31	WG1275562

Semi Volatile Organic Compounds (GC/MS) by Method 8270D

Analyte	Result (dry)	Qualifier	MDL (dry)	RDL (dry)	Dilution	Analysis	Batch
	mg/kg		mg/kg	mg/kg		date / time	
Acenaphthene	U		0.0365	0.190	5	05/04/2019 17:07	WG1275198
Acenaphthylene	U		0.0381	0.190	5	05/04/2019 17:07	WG1275198
Anthracene	U		0.0359	0.190	5	05/04/2019 17:07	WG1275198
Benzo(a)anthracene	U		0.0243	0.190	5	05/04/2019 17:07	WG1275198
Benzo(b)fluoranthene	U		0.0394	0.190	5	05/04/2019 17:07	WG1275198
Benzo(k)fluoranthene	U		0.0331	0.190	5	05/04/2019 17:07	WG1275198
Benzo(g,h,i)perylene	U		0.0410	0.190	5	05/04/2019 17:07	WG1275198
Benzo(a)pyrene	U		0.0311	0.190	5	05/04/2019 17:07	WG1275198
Bis(2-chloroethoxy)methane	U	J3	0.0438	1.90	5	05/04/2019 17:07	WG1275198
Bis(2-chloroethyl)ether	U	J3	0.0509	1.90	5	05/04/2019 17:07	WG1275198
Bis(2-chloroisopropyl)ether	U	J3	0.0432	1.90	5	05/04/2019 17:07	WG1275198
4-Bromophenyl-phenylether	U		0.0648	1.90	5	05/04/2019 17:07	WG1275198
2-Chloronaphthalene	U		0.0364	0.190	5	05/04/2019 17:07	WG1275198
4-Chlorophenyl-phenylether	U		0.0357	1.90	5	05/04/2019 17:07	WG1275198
Chrysene	U		0.0316	0.190	5	05/04/2019 17:07	WG1275198
Dibenz(a,h)anthracene	U		0.0467	0.190	5	05/04/2019 17:07	WG1275198
3,3-Dichlorobenzidine	U		0.451	1.90	5	05/04/2019 17:07	WG1275198
2,4-Dinitrotoluene	U		0.0345	1.90	5	05/04/2019 17:07	WG1275198
2,6-Dinitrotoluene	U		0.0419	1.90	5	05/04/2019 17:07	WG1275198
Fluoranthene	U		0.0282	0.190	5	05/04/2019 17:07	WG1275198
Fluorene	U		0.0388	0.190	5	05/04/2019 17:07	WG1275198
Hexachlorobenzene	U		0.0486	1.90	5	05/04/2019 17:07	WG1275198
Hexachloro-1,3-butadiene	U	J3	0.0568	1.90	5	05/04/2019 17:07	WG1275198
Hexachlorocyclopentadiene	U	J3	0.333	1.90	5	05/04/2019 17:07	WG1275198
Hexachloroethane	U	J3	0.0761	1.90	5	05/04/2019 17:07	WG1275198
Indeno(1,2,3-cd)pyrene	U		0.0439	0.190	5	05/04/2019 17:07	WG1275198
Isophorone	U		0.0297	1.90	5	05/04/2019 17:07	WG1275198
Naphthalene	U	J3	0.0506	0.190	5	05/04/2019 17:07	WG1275198
Nitrobenzene	U	J3	0.0394	1.90	5	05/04/2019 17:07	WG1275198
n-Nitrosodimethylamine	U		0.367	1.90	5	05/04/2019 17:07	WG1275198
n-Nitrosodiphenylamine	U		0.511	1.90	5	05/04/2019 17:07	WG1275198
n-Nitrosodi-n-propylamine	U	J3	0.0515	1.90	5	05/04/2019 17:07	WG1275198
Phenanthrene	U		0.0300	0.190	5	05/04/2019 17:07	WG1275198
Pyridine	U	J3	0.357	1.90	5	05/04/2019 17:07	WG1275198
Benzylbutyl phthalate	U		0.0585	1.90	5	05/04/2019 17:07	WG1275198
Bis(2-ethylhexyl)phthalate	U		0.0682	1.90	5	05/04/2019 17:07	WG1275198
Di-n-butyl phthalate	U		0.0619	1.90	5	05/04/2019 17:07	WG1275198
Diethyl phthalate	U		0.0393	1.90	5	05/04/2019 17:07	WG1275198
Dimethyl phthalate	U		0.0307	1.90	5	05/04/2019 17:07	WG1275198
Di-n-octyl phthalate	U		0.0516	1.90	5	05/04/2019 17:07	WG1275198
Pyrene	U		0.0699	0.190	5	05/04/2019 17:07	WG1275198
1,2,4-Trichlorobenzene	U	J3	0.0498	1.90	5	05/04/2019 17:07	WG1275198
4-Chloro-3-methylphenol	U		0.0272	1.90	5	05/04/2019 17:07	WG1275198
2-Chlorophenol	U	J3	0.0472	1.90	5	05/04/2019 17:07	WG1275198
2,4-Dichlorophenol	U		0.0424	1.90	5	05/04/2019 17:07	WG1275198
2,4-Dimethylphenol	U		0.268	1.90	5	05/04/2019 17:07	WG1275198
4,6-Dinitro-2-methylphenol	U		0.705	1.90	5	05/04/2019 17:07	WG1275198
2,4-Dinitrophenol	U	J3	0.557	1.90	5	05/04/2019 17:07	WG1275198
2-Methylphenol	U	J3	0.0560	1.90	5	05/04/2019 17:07	WG1275198
3&4-Methyl Phenol	U		0.0445	1.90	5	05/04/2019 17:07	WG1275198

1 Cp

2 Tc

3 Ss

4 Cn

5 Sr

6 Qc

7 Gl

8 Al

9 Sc



Collected date/time: 04/25/19 09:40

L1093844

Semi Volatile Organic Compounds (GC/MS) by Method 8270D

Analyte	Result (dry) mg/kg	Qualifier	MDL (dry) mg/kg	RDL (dry) mg/kg	Dilution	Analysis date / time	Batch
2-Nitrophenol	U	J3	0.0739	1.90	5	05/04/2019 17:07	WG1275198
4-Nitrophenol	U		0.299	1.90	5	05/04/2019 17:07	WG1275198
Pentachlorophenol	U		0.273	1.90	5	05/04/2019 17:07	WG1275198
Phenol	U		0.0394	1.90	5	05/04/2019 17:07	WG1275198
2,4,6-Trichlorophenol	U		0.0442	1.90	5	05/04/2019 17:07	WG1275198
2,4,5-Trichlorophenol	U		0.0591	1.90	5	05/04/2019 17:07	WG1275198
(S) 2-Fluorophenol	82.2			12.0-120		05/04/2019 17:07	WG1275198
(S) Phenol-d5	74.1			10.0-120		05/04/2019 17:07	WG1275198
(S) Nitrobenzene-d5	65.4			10.0-122		05/04/2019 17:07	WG1275198
(S) 2-Fluorobiphenyl	67.9			15.0-120		05/04/2019 17:07	WG1275198
(S) 2,4,6-Tribromophenol	65.1			10.0-127		05/04/2019 17:07	WG1275198
(S) p-Terphenyl-d14	82.9			10.0-120		05/04/2019 17:07	WG1275198

- 1 Cp
- 2 Tc
- 3 Ss
- 4 Cn
- 5 Sr
- 6 Qc
- 7 Gl
- 8 Al
- 9 Sc

Sample Narrative:

L1093844-04 WG1275198: Dilution due to viscosity.

Semi Volatile Organic Compounds (GC/MS) by Method 8270D-SIM

Analyte	Result (dry) mg/kg	Qualifier	MDL (dry) mg/kg	RDL (dry) mg/kg	Dilution	Analysis date / time	Batch
Benzo(a)anthracene	0.00227	U	0.000682	0.00682	1	05/03/2019 15:16	WG1275238
Benzo(a)pyrene	0.00216	U	0.000682	0.00682	1	05/03/2019 15:16	WG1275238
Benzo(b)fluoranthene	0.00230	U	0.000682	0.00682	1	05/03/2019 15:16	WG1275238
Benzo(k)fluoranthene	0.000788	U	0.000682	0.00682	1	05/03/2019 15:16	WG1275238
Chrysene	0.00206	U	0.000682	0.00682	1	05/03/2019 15:16	WG1275238
Dibenz(a,h)anthracene	U		0.000682	0.00682	1	05/03/2019 15:16	WG1275238
Indeno(1,2,3-cd)pyrene	0.00105	U	0.000682	0.00682	1	05/03/2019 15:16	WG1275238
(S) Nitrobenzene-d5	83.1			14.0-149		05/03/2019 15:16	WG1275238
(S) 2-Fluorobiphenyl	79.7			34.0-125		05/03/2019 15:16	WG1275238
(S) p-Terphenyl-d14	82.2			23.0-120		05/03/2019 15:16	WG1275238



Total Solids by Method 2540 G-2011

Analyte	Result	Qualifier	Dilution	Analysis	Batch
	%			date / time	
Total Solids	86.5		1	05/03/2019 14:31	WG1275562

Semi Volatile Organic Compounds (GC/MS) by Method 8270D

Analyte	Result (dry)	Qualifier	MDL (dry)	RDL (dry)	Dilution	Analysis	Batch
	mg/kg		mg/kg	mg/kg		date / time	
Acenaphthene	U		0.0371	0.193	5	05/04/2019 17:26	WG1275198
Acenaphthylene	U		0.0387	0.193	5	05/04/2019 17:26	WG1275198
Anthracene	0.0479	J	0.0365	0.193	5	05/04/2019 17:26	WG1275198
Benzo(a)anthracene	0.0992	J	0.0247	0.193	5	05/04/2019 17:26	WG1275198
Benzo(b)fluoranthene	0.0813	J	0.0401	0.193	5	05/04/2019 17:26	WG1275198
Benzo(k)fluoranthene	U		0.0336	0.193	5	05/04/2019 17:26	WG1275198
Benzo(g,h,i)perylene	0.0458	J	0.0417	0.193	5	05/04/2019 17:26	WG1275198
Benzo(a)pyrene	0.0810	J	0.0317	0.193	5	05/04/2019 17:26	WG1275198
Bis(2-chloroethoxy)methane	U	J3	0.0445	1.93	5	05/04/2019 17:26	WG1275198
Bis(2-chloroethyl)ether	U	J3	0.0518	1.93	5	05/04/2019 17:26	WG1275198
Bis(2-chloroisopropyl)ether	U	J3	0.0439	1.93	5	05/04/2019 17:26	WG1275198
4-Bromophenyl-phenylether	U		0.0659	1.93	5	05/04/2019 17:26	WG1275198
2-Chloronaphthalene	U		0.0370	0.193	5	05/04/2019 17:26	WG1275198
4-Chlorophenyl-phenylether	U		0.0363	1.93	5	05/04/2019 17:26	WG1275198
Chrysene	0.0891	J	0.0321	0.193	5	05/04/2019 17:26	WG1275198
Dibenz(a,h)anthracene	U		0.0475	0.193	5	05/04/2019 17:26	WG1275198
3,3-Dichlorobenzidine	U		0.459	1.93	5	05/04/2019 17:26	WG1275198
2,4-Dinitrotoluene	U		0.0351	1.93	5	05/04/2019 17:26	WG1275198
2,6-Dinitrotoluene	U		0.0427	1.93	5	05/04/2019 17:26	WG1275198
Fluoranthene	0.190	J	0.0287	0.193	5	05/04/2019 17:26	WG1275198
Fluorene	U		0.0394	0.193	5	05/04/2019 17:26	WG1275198
Hexachlorobenzene	U		0.0495	1.93	5	05/04/2019 17:26	WG1275198
Hexachloro-1,3-butadiene	U	J3	0.0578	1.93	5	05/04/2019 17:26	WG1275198
Hexachlorocyclopentadiene	U	J3	0.339	1.93	5	05/04/2019 17:26	WG1275198
Hexachloroethane	U	J3	0.0775	1.93	5	05/04/2019 17:26	WG1275198
Indeno(1,2,3-cd)pyrene	0.0495	J	0.0446	0.193	5	05/04/2019 17:26	WG1275198
Isophorone	U		0.0302	1.93	5	05/04/2019 17:26	WG1275198
Naphthalene	U	J3	0.0514	0.193	5	05/04/2019 17:26	WG1275198
Nitrobenzene	U	J3	0.0401	1.93	5	05/04/2019 17:26	WG1275198
n-Nitrosodimethylamine	U		0.373	1.93	5	05/04/2019 17:26	WG1275198
n-Nitrosodiphenylamine	U		0.520	1.93	5	05/04/2019 17:26	WG1275198
n-Nitrosodi-n-propylamine	U	J3	0.0524	1.93	5	05/04/2019 17:26	WG1275198
Phenanthrene	0.116	J	0.0305	0.193	5	05/04/2019 17:26	WG1275198
Pyridine	U	J3	0.363	1.93	5	05/04/2019 17:26	WG1275198
Benzylbutyl phthalate	U		0.0595	1.93	5	05/04/2019 17:26	WG1275198
Bis(2-ethylhexyl)phthalate	U		0.0694	1.93	5	05/04/2019 17:26	WG1275198
Di-n-butyl phthalate	U		0.0630	1.93	5	05/04/2019 17:26	WG1275198
Diethyl phthalate	U		0.0400	1.93	5	05/04/2019 17:26	WG1275198
Dimethyl phthalate	U		0.0312	1.93	5	05/04/2019 17:26	WG1275198
Di-n-octyl phthalate	U		0.0525	1.93	5	05/04/2019 17:26	WG1275198
Pyrene	0.187	J	0.0711	0.193	5	05/04/2019 17:26	WG1275198
1,2,4-Trichlorobenzene	U	J3	0.0506	1.93	5	05/04/2019 17:26	WG1275198
4-Chloro-3-methylphenol	U		0.0276	1.93	5	05/04/2019 17:26	WG1275198
2-Chlorophenol	U	J3	0.0480	1.93	5	05/04/2019 17:26	WG1275198
2,4-Dichlorophenol	U		0.0431	1.93	5	05/04/2019 17:26	WG1275198
2,4-Dimethylphenol	U		0.273	1.93	5	05/04/2019 17:26	WG1275198
4,6-Dinitro-2-methylphenol	U		0.717	1.93	5	05/04/2019 17:26	WG1275198
2,4-Dinitrophenol	U	J3	0.567	1.93	5	05/04/2019 17:26	WG1275198
2-Methylphenol	U	J3	0.0570	1.93	5	05/04/2019 17:26	WG1275198
3&4-Methyl Phenol	U		0.0453	1.93	5	05/04/2019 17:26	WG1275198

1 Cp

2 Tc

3 Ss

4 Cn

5 Sr

6 Qc

7 Gl

8 Al

9 Sc



Collected date/time: 04/25/19 14:15

L1093844

Semi Volatile Organic Compounds (GC/MS) by Method 8270D

Analyte	Result (dry) mg/kg	Qualifier	MDL (dry) mg/kg	RDL (dry) mg/kg	Dilution	Analysis date / time	Batch
2-Nitrophenol	U	J3	0.0751	1.93	5	05/04/2019 17:26	WG1275198
4-Nitrophenol	U		0.304	1.93	5	05/04/2019 17:26	WG1275198
Pentachlorophenol	U		0.277	1.93	5	05/04/2019 17:26	WG1275198
Phenol	U		0.0401	1.93	5	05/04/2019 17:26	WG1275198
2,4,6-Trichlorophenol	U		0.0450	1.93	5	05/04/2019 17:26	WG1275198
2,4,5-Trichlorophenol	U		0.0601	1.93	5	05/04/2019 17:26	WG1275198
(S) 2-Fluorophenol	60.2			12.0-120		05/04/2019 17:26	WG1275198
(S) Phenol-d5	58.0			10.0-120		05/04/2019 17:26	WG1275198
(S) Nitrobenzene-d5	50.6			10.0-122		05/04/2019 17:26	WG1275198
(S) 2-Fluorobiphenyl	50.3			15.0-120		05/04/2019 17:26	WG1275198
(S) 2,4,6-Tribromophenol	61.4			10.0-127		05/04/2019 17:26	WG1275198
(S) p-Terphenyl-d14	57.0			10.0-120		05/04/2019 17:26	WG1275198

Sample Narrative:

L1093844-05 WG1275198: Dilution due to viscosity.

Semi Volatile Organic Compounds (GC/MS) by Method 8270D-SIM

Analyte	Result (dry) mg/kg	Qualifier	MDL (dry) mg/kg	RDL (dry) mg/kg	Dilution	Analysis date / time	Batch
Benzo(a)anthracene	0.00395	U	0.000694	0.00694	1	05/07/2019 12:19	WG1276612
Benzo(a)pyrene	0.00447	U	0.000694	0.00694	1	05/07/2019 12:19	WG1276612
Benzo(b)fluoranthene	0.00465	U	0.000694	0.00694	1	05/07/2019 12:19	WG1276612
Benzo(k)fluoranthene	0.00158	U	0.000694	0.00694	1	05/07/2019 12:19	WG1276612
Chrysene	0.00513	U	0.000694	0.00694	1	05/07/2019 12:19	WG1276612
Dibenz(a,h)anthracene	U		0.000694	0.00694	1	05/07/2019 12:19	WG1276612
Indeno(1,2,3-cd)pyrene	0.00185	U	0.000694	0.00694	1	05/07/2019 12:19	WG1276612
(S) Nitrobenzene-d5	98.7			14.0-149		05/07/2019 12:19	WG1276612
(S) 2-Fluorobiphenyl	85.1			34.0-125		05/07/2019 12:19	WG1276612
(S) p-Terphenyl-d14	108			23.0-120		05/07/2019 12:19	WG1276612

- 1 Cp
- 2 Tc
- 3 Ss
- 4 Cn
- 5 Sr
- 6 Qc
- 7 Gl
- 8 Al
- 9 Sc



Total Solids by Method 2540 G-2011

Analyte	Result	Qualifier	Dilution	Analysis	Batch
	%			date / time	
Total Solids	61.3		1	05/03/2019 14:31	WG1275562

Volatile Organic Compounds (GC/MS) by Method 8260C

Analyte	Result (dry)	Qualifier	MDL (dry)	RDL (dry)	Dilution	Analysis	Batch
	mg/kg		mg/kg	mg/kg		date / time	
Acetone	U		0.0223	0.0408	1	05/01/2019 13:37	WG1274486
Acrylonitrile	U		0.00310	0.0204	1	05/01/2019 13:37	WG1274486
Benzene	U		0.000652	0.00163	1	05/01/2019 13:37	WG1274486
Bromobenzene	U		0.00171	0.0204	1	05/01/2019 13:37	WG1274486
Bromodichloromethane	U		0.00129	0.00408	1	05/01/2019 13:37	WG1274486
Bromoform	U		0.00975	0.0408	1	05/01/2019 13:37	WG1274486
Bromomethane	U		0.00603	0.0204	1	05/01/2019 13:37	WG1274486
n-Butylbenzene	U		0.00626	0.0204	1	05/01/2019 13:37	WG1274486
sec-Butylbenzene	U		0.00413	0.0204	1	05/01/2019 13:37	WG1274486
tert-Butylbenzene	U		0.00253	0.00815	1	05/01/2019 13:37	WG1274486
Carbon tetrachloride	U		0.00176	0.00815	1	05/01/2019 13:37	WG1274486
Chlorobenzene	U		0.000934	0.00408	1	05/01/2019 13:37	WG1274486
Chlorodibromomethane	U		0.000734	0.00408	1	05/01/2019 13:37	WG1274486
Chloroethane	U		0.00176	0.00815	1	05/01/2019 13:37	WG1274486
Chloroform	U		0.000677	0.00408	1	05/01/2019 13:37	WG1274486
Chloromethane	U		0.00227	0.0204	1	05/01/2019 13:37	WG1274486
2-Chlorotoluene	U		0.00150	0.00408	1	05/01/2019 13:37	WG1274486
4-Chlorotoluene	U		0.00184	0.00815	1	05/01/2019 13:37	WG1274486
1,2-Dibromo-3-Chloropropane	U	J0	0.00832	0.0408	1	05/01/2019 13:37	WG1274486
1,2-Dibromoethane	U		0.000856	0.00408	1	05/01/2019 13:37	WG1274486
Dibromomethane	U		0.00163	0.00815	1	05/01/2019 13:37	WG1274486
1,2-Dichlorobenzene	U		0.00236	0.00815	1	05/01/2019 13:37	WG1274486
1,3-Dichlorobenzene	U		0.00277	0.00815	1	05/01/2019 13:37	WG1274486
1,4-Dichlorobenzene	U		0.00321	0.00815	1	05/01/2019 13:37	WG1274486
Dichlorodifluoromethane	U	J4	0.00133	0.00408	1	05/01/2019 13:37	WG1274486
1,1-Dichloroethane	U		0.000938	0.00408	1	05/01/2019 13:37	WG1274486
1,2-Dichloroethane	U		0.000775	0.00408	1	05/01/2019 13:37	WG1274486
1,1-Dichloroethene	U		0.000815	0.00408	1	05/01/2019 13:37	WG1274486
cis-1,2-Dichloroethene	U		0.00113	0.00408	1	05/01/2019 13:37	WG1274486
trans-1,2-Dichloroethene	U		0.00233	0.00815	1	05/01/2019 13:37	WG1274486
1,2-Dichloropropane	U		0.00207	0.00815	1	05/01/2019 13:37	WG1274486
1,1-Dichloropropene	U		0.00114	0.00408	1	05/01/2019 13:37	WG1274486
1,3-Dichloropropane	U		0.00285	0.00815	1	05/01/2019 13:37	WG1274486
cis-1,3-Dichloropropene	U		0.00111	0.00408	1	05/01/2019 13:37	WG1274486
trans-1,3-Dichloropropene	U		0.00250	0.00815	1	05/01/2019 13:37	WG1274486
2,2-Dichloropropane	U		0.00129	0.00408	1	05/01/2019 13:37	WG1274486
Di-isopropyl ether	U		0.000571	0.00163	1	05/01/2019 13:37	WG1274486
Ethylbenzene	U		0.000864	0.00408	1	05/01/2019 13:37	WG1274486
Hexachloro-1,3-butadiene	U	J0	0.0207	0.0408	1	05/01/2019 13:37	WG1274486
Isopropylbenzene	U		0.00141	0.00408	1	05/01/2019 13:37	WG1274486
p-Isopropyltoluene	U		0.00380	0.00815	1	05/01/2019 13:37	WG1274486
2-Butanone (MEK)	U		0.0204	0.0408	1	05/01/2019 13:37	WG1274486
Methylene Chloride	U		0.0108	0.0408	1	05/01/2019 13:37	WG1274486
4-Methyl-2-pentanone (MIBK)	U		0.0163	0.0408	1	05/01/2019 13:37	WG1274486
Methyl tert-butyl ether	U		0.000481	0.00163	1	05/01/2019 13:37	WG1274486
Naphthalene	0.00883	J	0.00509	0.0204	1	05/02/2019 14:30	WG1275175
n-Propylbenzene	U		0.00192	0.00815	1	05/01/2019 13:37	WG1274486
Styrene	U		0.00445	0.0204	1	05/01/2019 13:37	WG1274486
1,1,1,2-Tetrachloroethane	U		0.000815	0.00408	1	05/01/2019 13:37	WG1274486
1,1,2,2-Tetrachloroethane	U		0.000636	0.00408	1	05/01/2019 13:37	WG1274486

1 Cp

2 Tc

3 Ss

4 Cn

5 Sr

6 Qc

7 Gl

8 Al

9 Sc



Collected date/time: 04/26/19 13:42

L1093844

Volatile Organic Compounds (GC/MS) by Method 8260C

Analyte	Result (dry) mg/kg	Qualifier	MDL (dry) mg/kg	RDL (dry) mg/kg	Dilution	Analysis date / time	Batch
1,1,2-Trichlorotrifluoroethane	U		0.00110	0.00408	1	05/01/2019 13:37	WG1274486
Tetrachloroethene	0.00162	<u>L</u>	0.00114	0.00408	1	05/01/2019 13:37	WG1274486
Toluene	0.00268	<u>L</u>	0.00204	0.00815	1	05/01/2019 13:37	WG1274486
1,2,3-Trichlorobenzene	U	<u>JO</u>	0.00102	0.00408	1	05/01/2019 13:37	WG1274486
1,2,4-Trichlorobenzene	U	<u>JO</u>	0.00786	0.0204	1	05/01/2019 13:37	WG1274486
1,1,1-Trichloroethane	U		0.000448	0.00408	1	05/01/2019 13:37	WG1274486
1,1,2-Trichloroethane	U		0.00144	0.00408	1	05/01/2019 13:37	WG1274486
Trichloroethene	U		0.000652	0.00163	1	05/01/2019 13:37	WG1274486
Trichlorofluoromethane	U		0.000815	0.00408	1	05/01/2019 13:37	WG1274486
1,2,3-Trichloropropane	U		0.00832	0.0204	1	05/01/2019 13:37	WG1274486
1,2,4-Trimethylbenzene	U		0.00189	0.00815	1	05/01/2019 13:37	WG1274486
1,2,3-Trimethylbenzene	U		0.00188	0.00815	1	05/01/2019 13:37	WG1274486
Vinyl chloride	U		0.00111	0.00408	1	05/01/2019 13:37	WG1274486
1,3,5-Trimethylbenzene	U		0.00176	0.00815	1	05/01/2019 13:37	WG1274486
Xylenes, Total	U		0.00779	0.0106	1	05/01/2019 13:37	WG1274486
(S) Toluene-d8	107			75.0-131		05/01/2019 13:37	WG1274486
(S) Toluene-d8	106			75.0-131		05/02/2019 14:30	WG1275175
(S) 4-Bromofluorobenzene	94.0			67.0-138		05/01/2019 13:37	WG1274486
(S) 4-Bromofluorobenzene	92.7			67.0-138		05/02/2019 14:30	WG1275175
(S) 1,2-Dichloroethane-d4	98.6			70.0-130		05/01/2019 13:37	WG1274486
(S) 1,2-Dichloroethane-d4	99.1			70.0-130		05/02/2019 14:30	WG1275175

- 1 Cp
- 2 Tc
- 3 Ss
- 4 Cn
- 5 Sr
- 6 Qc
- 7 Gl
- 8 Al
- 9 Sc



Collected date/time: 04/26/19 13:15

L1093844

Total Solids by Method 2540 G-2011

Analyte	Result	Qualifier	Dilution	Analysis	Batch
	%			date / time	
Total Solids	85.0		1	05/03/2019 14:31	WG1275562

Semi-Volatile Organic Compounds (GC) by Method NWTPHDX-NO SGT

Analyte	Result (dry)	Qualifier	MDL (dry)	RDL (dry)	Dilution	Analysis	Batch
	mg/kg		mg/kg	mg/kg		date / time	
Diesel Range Organics (DRO)	62.7		15.7	47.1	10	05/02/2019 22:43	WG1274928
Residual Range Organics (RRO)	604		39.2	118	10	05/02/2019 22:43	WG1274928
(S) o-Terphenyl	44.7			18.0-148		05/02/2019 22:43	WG1274928

Semi Volatile Organic Compounds (GC/MS) by Method 8270D

Analyte	Result (dry)	Qualifier	MDL (dry)	RDL (dry)	Dilution	Analysis	Batch
	mg/kg		mg/kg	mg/kg		date / time	
Acenaphthene	U		0.0756	0.392	10	05/06/2019 17:36	WG1275198
Acenaphthylene	U		0.0790	0.392	10	05/06/2019 17:36	WG1275198
Anthracene	U		0.0744	0.392	10	05/06/2019 17:36	WG1275198
Benzo(a)anthracene	U		0.0504	0.392	10	05/06/2019 17:36	WG1275198
Benzo(b)fluoranthene	U		0.0818	0.392	10	05/06/2019 17:36	WG1275198
Benzo(k)fluoranthene	U		0.0685	0.392	10	05/06/2019 17:36	WG1275198
Benzo(g,h,i)perylene	U		0.0849	0.392	10	05/06/2019 17:36	WG1275198
Benzo(a)pyrene	U		0.0645	0.392	10	05/06/2019 17:36	WG1275198
Bis(2-chloroethoxy)methane	U	<u>J3</u>	0.0906	3.92	10	05/06/2019 17:36	WG1275198
Bis(2-chloroethyl)ether	U	<u>J3</u>	0.105	3.92	10	05/06/2019 17:36	WG1275198
Bis(2-chloroisopropyl)ether	U	<u>J3</u>	0.0894	3.92	10	05/06/2019 17:36	WG1275198
4-Bromophenyl-phenylether	U		0.134	3.92	10	05/06/2019 17:36	WG1275198
2-Chloronaphthalene	U		0.0752	0.392	10	05/06/2019 17:36	WG1275198
4-Chlorophenyl-phenylether	U		0.0738	3.92	10	05/06/2019 17:36	WG1275198
Chrysene	U		0.0653	0.392	10	05/06/2019 17:36	WG1275198
Dibenz(a,h)anthracene	U		0.0966	0.392	10	05/06/2019 17:36	WG1275198
3,3-Dichlorobenzidine	U		0.935	3.92	10	05/06/2019 17:36	WG1275198
2,4-Dinitrotoluene	U		0.0714	3.92	10	05/06/2019 17:36	WG1275198
2,6-Dinitrotoluene	U		0.0867	3.92	10	05/06/2019 17:36	WG1275198
Fluoranthene	U		0.0584	0.392	10	05/06/2019 17:36	WG1275198
Fluorene	U		0.0803	0.392	10	05/06/2019 17:36	WG1275198
Hexachlorobenzene	U		0.101	3.92	10	05/06/2019 17:36	WG1275198
Hexachloro-1,3-butadiene	U	<u>J3</u>	0.118	3.92	10	05/06/2019 17:36	WG1275198
Hexachlorocyclopentadiene	U	<u>JO J3</u>	0.691	3.92	10	05/06/2019 17:36	WG1275198
Hexachloroethane	U	<u>J3</u>	0.158	3.92	10	05/06/2019 17:36	WG1275198
Indeno(1,2,3-cd)pyrene	U		0.0909	0.392	10	05/06/2019 17:36	WG1275198
Isophorone	U		0.0614	3.92	10	05/06/2019 17:36	WG1275198
Naphthalene	U	<u>J3</u>	0.105	0.392	10	05/06/2019 17:36	WG1275198
Nitrobenzene	U	<u>J3</u>	0.0818	3.92	10	05/06/2019 17:36	WG1275198
n-Nitrosodimethylamine	U		0.761	3.92	10	05/06/2019 17:36	WG1275198
n-Nitrosodiphenylamine	U		1.06	3.92	10	05/06/2019 17:36	WG1275198
n-Nitrosodi-n-propylamine	U	<u>J3</u>	0.107	3.92	10	05/06/2019 17:36	WG1275198
Phenanthrene	U		0.0621	0.392	10	05/06/2019 17:36	WG1275198
Pyridine	U	<u>J3</u>	0.739	3.92	10	05/06/2019 17:36	WG1275198
Benzylbutyl phthalate	U		0.121	3.92	10	05/06/2019 17:36	WG1275198
Bis(2-ethylhexyl)phthalate	U		0.141	3.92	10	05/06/2019 17:36	WG1275198
Di-n-butyl phthalate	U		0.128	3.92	10	05/06/2019 17:36	WG1275198
Diethyl phthalate	U		0.0813	3.92	10	05/06/2019 17:36	WG1275198
Dimethyl phthalate	U		0.0636	3.92	10	05/06/2019 17:36	WG1275198
Di-n-octyl phthalate	U		0.107	3.92	10	05/06/2019 17:36	WG1275198
Pyrene	U		0.145	0.392	10	05/06/2019 17:36	WG1275198
1,2,4-Trichlorobenzene	U	<u>J3</u>	0.103	3.92	10	05/06/2019 17:36	WG1275198
4-Chloro-3-methylphenol	U		0.0561	3.92	10	05/06/2019 17:36	WG1275198

1 Cp

2 Tc

3 Ss

4 Cn

5 Sr

6 Qc

7 Gl

8 Al

9 Sc



Collected date/time: 04/26/19 13:15

L1093844

Semi Volatile Organic Compounds (GC/MS) by Method 8270D

Analyte	Result (dry) mg/kg	Qualifier	MDL (dry) mg/kg	RDL (dry) mg/kg	Dilution	Analysis date / time	Batch
2-Chlorophenol	U	J3	0.0978	3.92	10	05/06/2019 17:36	WG1275198
2,4-Dichlorophenol	U		0.0878	3.92	10	05/06/2019 17:36	WG1275198
2,4-Dimethylphenol	U	J0	0.554	3.92	10	05/06/2019 17:36	WG1275198
4,6-Dinitro-2-methylphenol	U		1.46	3.92	10	05/06/2019 17:36	WG1275198
2,4-Dinitrophenol	U	J3	1.15	3.92	10	05/06/2019 17:36	WG1275198
2-Methylphenol	U	J3	0.116	3.92	10	05/06/2019 17:36	WG1275198
3&4-Methyl Phenol	U		0.0922	3.92	10	05/06/2019 17:36	WG1275198
2-Nitrophenol	U	J3	0.153	3.92	10	05/06/2019 17:36	WG1275198
4-Nitrophenol	U		0.618	3.92	10	05/06/2019 17:36	WG1275198
Pentachlorophenol	U		0.565	3.92	10	05/06/2019 17:36	WG1275198
Phenol	U		0.0818	3.92	10	05/06/2019 17:36	WG1275198
2,4,6-Trichlorophenol	U		0.0917	3.92	10	05/06/2019 17:36	WG1275198
2,4,5-Trichlorophenol	U		0.122	3.92	10	05/06/2019 17:36	WG1275198
(S) 2-Fluorophenol	75.8			12.0-120		05/06/2019 17:36	WG1275198
(S) Phenol-d5	69.3			10.0-120		05/06/2019 17:36	WG1275198
(S) Nitrobenzene-d5	61.3			10.0-122		05/06/2019 17:36	WG1275198
(S) 2-Fluorobiphenyl	60.4			15.0-120		05/06/2019 17:36	WG1275198
(S) 2,4,6-Tribromophenol	62.4			10.0-127		05/06/2019 17:36	WG1275198
(S) p-Terphenyl-d14	64.7			10.0-120		05/06/2019 17:36	WG1275198

- 1 Cp
- 2 Tc
- 3 Ss
- 4 Cn
- 5 Sr
- 6 Qc
- 7 Gl
- 8 Al
- 9 Sc

Sample Narrative:

L1093844-07 WG1275198: Dilution due to matrix impact during extract concentration procedure

Semi Volatile Organic Compounds (GC/MS) by Method 8270D-SIM

Analyte	Result (dry) mg/kg	Qualifier	MDL (dry) mg/kg	RDL (dry) mg/kg	Dilution	Analysis date / time	Batch
Benzo(a)anthracene	0.00551	J	0.000706	0.00706	1	05/07/2019 13:44	WG1276612
Benzo(a)pyrene	0.00630	J	0.000706	0.00706	1	05/07/2019 13:44	WG1276612
Benzo(b)fluoranthene	0.0109		0.000706	0.00706	1	05/07/2019 13:44	WG1276612
Benzo(k)fluoranthene	0.00271	J	0.000706	0.00706	1	05/07/2019 13:44	WG1276612
Chrysene	0.0214		0.000706	0.00706	1	05/07/2019 13:44	WG1276612
Dibenz(a,h)anthracene	U		0.000706	0.00706	1	05/07/2019 13:44	WG1276612
Indeno(1,2,3-cd)pyrene	0.00231	J	0.000706	0.00706	1	05/07/2019 13:44	WG1276612
(S) Nitrobenzene-d5	89.7			14.0-149		05/07/2019 13:44	WG1276612
(S) 2-Fluorobiphenyl	76.4			34.0-125		05/07/2019 13:44	WG1276612
(S) p-Terphenyl-d14	79.7			23.0-120		05/07/2019 13:44	WG1276612



Total Solids by Method 2540 G-2011

Analyte	Result	Qualifier	Dilution	Analysis	Batch
	%			date / time	
Total Solids	80.5		1	05/03/2019 14:31	WG1275562

Volatile Organic Compounds (GC/MS) by Method 8260C

Analyte	Result (dry)	Qualifier	MDL (dry)	RDL (dry)	Dilution	Analysis	Batch
	mg/kg		mg/kg	mg/kg		date / time	
Acetone	U		0.0170	0.0311	1	05/01/2019 13:57	WG1274486
Acrylonitrile	U		0.00236	0.0155	1	05/01/2019 13:57	WG1274486
Benzene	U		0.000497	0.00124	1	05/01/2019 13:57	WG1274486
Bromobenzene	U		0.00130	0.0155	1	05/01/2019 13:57	WG1274486
Bromodichloromethane	U		0.000979	0.00311	1	05/01/2019 13:57	WG1274486
Bromoform	U		0.00743	0.0311	1	05/01/2019 13:57	WG1274486
Bromomethane	U		0.00460	0.0155	1	05/01/2019 13:57	WG1274486
n-Butylbenzene	U		0.00477	0.0155	1	05/01/2019 13:57	WG1274486
sec-Butylbenzene	U		0.00314	0.0155	1	05/01/2019 13:57	WG1274486
tert-Butylbenzene	U		0.00193	0.00621	1	05/01/2019 13:57	WG1274486
Carbon tetrachloride	U		0.00134	0.00621	1	05/01/2019 13:57	WG1274486
Chlorobenzene	U		0.000712	0.00311	1	05/01/2019 13:57	WG1274486
Chlorodibromomethane	U		0.000559	0.00311	1	05/01/2019 13:57	WG1274486
Chloroethane	U		0.00134	0.00621	1	05/01/2019 13:57	WG1274486
Chloroform	U		0.000516	0.00311	1	05/01/2019 13:57	WG1274486
Chloromethane	U		0.00173	0.0155	1	05/01/2019 13:57	WG1274486
2-Chlorotoluene	U		0.00114	0.00311	1	05/01/2019 13:57	WG1274486
4-Chlorotoluene	U		0.00140	0.00621	1	05/01/2019 13:57	WG1274486
1,2-Dibromo-3-Chloropropane	U	J0	0.00634	0.0311	1	05/01/2019 13:57	WG1274486
1,2-Dibromoethane	U		0.000652	0.00311	1	05/01/2019 13:57	WG1274486
Dibromomethane	U		0.00124	0.00621	1	05/01/2019 13:57	WG1274486
1,2-Dichlorobenzene	U		0.00180	0.00621	1	05/01/2019 13:57	WG1274486
1,3-Dichlorobenzene	U		0.00211	0.00621	1	05/01/2019 13:57	WG1274486
1,4-Dichlorobenzene	U		0.00245	0.00621	1	05/01/2019 13:57	WG1274486
Dichlorodifluoromethane	U	J4	0.00102	0.00311	1	05/01/2019 13:57	WG1274486
1,1-Dichloroethane	U		0.000714	0.00311	1	05/01/2019 13:57	WG1274486
1,2-Dichloroethane	U		0.000590	0.00311	1	05/01/2019 13:57	WG1274486
1,1-Dichloroethene	U		0.000621	0.00311	1	05/01/2019 13:57	WG1274486
cis-1,2-Dichloroethene	U		0.000857	0.00311	1	05/01/2019 13:57	WG1274486
trans-1,2-Dichloroethene	U		0.00178	0.00621	1	05/01/2019 13:57	WG1274486
1,2-Dichloropropane	U		0.00158	0.00621	1	05/01/2019 13:57	WG1274486
1,1-Dichloropropene	U		0.000870	0.00311	1	05/01/2019 13:57	WG1274486
1,3-Dichloropropane	U		0.00217	0.00621	1	05/01/2019 13:57	WG1274486
cis-1,3-Dichloropropene	U		0.000842	0.00311	1	05/01/2019 13:57	WG1274486
trans-1,3-Dichloropropene	U		0.00190	0.00621	1	05/01/2019 13:57	WG1274486
2,2-Dichloropropane	U		0.000985	0.00311	1	05/01/2019 13:57	WG1274486
Di-isopropyl ether	U		0.000435	0.00124	1	05/01/2019 13:57	WG1274486
Ethylbenzene	U		0.000658	0.00311	1	05/01/2019 13:57	WG1274486
Hexachloro-1,3-butadiene	U	J0	0.0158	0.0311	1	05/01/2019 13:57	WG1274486
Isopropylbenzene	U		0.00107	0.00311	1	05/01/2019 13:57	WG1274486
p-Isopropyltoluene	U		0.00289	0.00621	1	05/01/2019 13:57	WG1274486
2-Butanone (MEK)	U		0.0155	0.0311	1	05/01/2019 13:57	WG1274486
Methylene Chloride	U		0.00825	0.0311	1	05/01/2019 13:57	WG1274486
4-Methyl-2-pentanone (MIBK)	U		0.0124	0.0311	1	05/01/2019 13:57	WG1274486
Methyl tert-butyl ether	U		0.000367	0.00124	1	05/01/2019 13:57	WG1274486
Naphthalene	U		0.00388	0.0155	1	05/01/2019 13:57	WG1274486
n-Propylbenzene	U		0.00147	0.00621	1	05/01/2019 13:57	WG1274486
Styrene	U		0.00339	0.0155	1	05/01/2019 13:57	WG1274486
1,1,1,2-Tetrachloroethane	U		0.000621	0.00311	1	05/01/2019 13:57	WG1274486
1,1,2,2-Tetrachloroethane	U		0.000485	0.00311	1	05/01/2019 13:57	WG1274486

- 1 Cp
- 2 Tc
- 3 Ss
- 4 Cn
- 5 Sr
- 6 Qc
- 7 Gl
- 8 Al
- 9 Sc



Collected date/time: 04/26/19 14:50

L1093844

Volatile Organic Compounds (GC/MS) by Method 8260C

Analyte	Result (dry) mg/kg	Qualifier	MDL (dry) mg/kg	RDL (dry) mg/kg	Dilution	Analysis date / time	Batch
1,1,2-Trichlorotrifluoroethane	U		0.000839	0.00311	1	05/01/2019 13:57	WG1274486
Tetrachloroethene	0.000919	J	0.000870	0.00311	1	05/01/2019 13:57	WG1274486
Toluene	U		0.00155	0.00621	1	05/01/2019 13:57	WG1274486
1,2,3-Trichlorobenzene	U	JO	0.000777	0.00311	1	05/01/2019 13:57	WG1274486
1,2,4-Trichlorobenzene	U	JO	0.00599	0.0155	1	05/01/2019 13:57	WG1274486
1,1,1-Trichloroethane	U		0.000342	0.00311	1	05/01/2019 13:57	WG1274486
1,1,2-Trichloroethane	U		0.00110	0.00311	1	05/01/2019 13:57	WG1274486
Trichloroethene	U		0.000497	0.00124	1	05/01/2019 13:57	WG1274486
Trichlorofluoromethane	U		0.000621	0.00311	1	05/01/2019 13:57	WG1274486
1,2,3-Trichloropropane	U		0.00634	0.0155	1	05/01/2019 13:57	WG1274486
1,2,4-Trimethylbenzene	U		0.00144	0.00621	1	05/01/2019 13:57	WG1274486
1,2,3-Trimethylbenzene	U		0.00143	0.00621	1	05/01/2019 13:57	WG1274486
Vinyl chloride	U		0.000849	0.00311	1	05/01/2019 13:57	WG1274486
1,3,5-Trimethylbenzene	U		0.00134	0.00621	1	05/01/2019 13:57	WG1274486
Xylenes, Total	U		0.00594	0.00808	1	05/01/2019 13:57	WG1274486
(S) Toluene-d8	108			75.0-131		05/01/2019 13:57	WG1274486
(S) 4-Bromofluorobenzene	93.8			67.0-138		05/01/2019 13:57	WG1274486
(S) 1,2-Dichloroethane-d4	98.3			70.0-130		05/01/2019 13:57	WG1274486

- 1 Cp
- 2 Tc
- 3 Ss
- 4 Cn
- 5 Sr
- 6 Qc
- 7 Gl
- 8 Al
- 9 Sc

Semi-Volatile Organic Compounds (GC) by Method NWTPHDX-NO SGT

Analyte	Result (dry) mg/kg	Qualifier	MDL (dry) mg/kg	RDL (dry) mg/kg	Dilution	Analysis date / time	Batch
Diesel Range Organics (DRO)	3.81	J	1.65	4.97	1	05/02/2019 21:25	WG1274928
Residual Range Organics (RRO)	11.1	J	4.14	12.4	1	05/02/2019 21:25	WG1274928
(S) o-Terphenyl	89.0			18.0-148		05/02/2019 21:25	WG1274928

Semi Volatile Organic Compounds (GC/MS) by Method 8270D

Analyte	Result (dry) mg/kg	Qualifier	MDL (dry) mg/kg	RDL (dry) mg/kg	Dilution	Analysis date / time	Batch
Acenaphthene	U		0.0399	0.207	5	05/06/2019 19:32	WG1275198
Acenaphthylene	U		0.0416	0.207	5	05/06/2019 19:32	WG1275198
Anthracene	U		0.0393	0.207	5	05/06/2019 19:32	WG1275198
Benzo(a)anthracene	U		0.0266	0.207	5	05/06/2019 19:32	WG1275198
Benzo(b)fluoranthene	U		0.0431	0.207	5	05/06/2019 19:32	WG1275198
Benzo(k)fluoranthene	U		0.0362	0.207	5	05/06/2019 19:32	WG1275198
Benzo(g,h,i)perylene	U		0.0449	0.207	5	05/06/2019 19:32	WG1275198
Benzo(a)pyrene	U		0.0340	0.207	5	05/06/2019 19:32	WG1275198
Bis(2-chloroethoxy)methane	U	J3	0.00957	0.414	1	05/04/2019 16:47	WG1275198
Bis(2-chloroethyl)ether	U	J3	0.0111	0.414	1	05/04/2019 16:47	WG1275198
Bis(2-chloroisopropyl)ether	U	J3	0.00944	0.414	1	05/04/2019 16:47	WG1275198
4-Bromophenyl-phenylether	U		0.0708	2.07	5	05/06/2019 19:32	WG1275198
2-Chloronaphthalene	U		0.0398	0.207	5	05/06/2019 19:32	WG1275198
4-Chlorophenyl-phenylether	U		0.0390	2.07	5	05/06/2019 19:32	WG1275198
Chrysene	U		0.0345	0.207	5	05/06/2019 19:32	WG1275198
Dibenz(a,h)anthracene	U		0.0511	0.207	5	05/06/2019 19:32	WG1275198
3,3-Dichlorobenzidine	U		0.493	2.07	5	05/06/2019 19:32	WG1275198
2,4-Dinitrotoluene	U		0.0378	2.07	5	05/06/2019 19:32	WG1275198
2,6-Dinitrotoluene	U		0.0458	2.07	5	05/06/2019 19:32	WG1275198
Fluoranthene	U		0.0308	0.207	5	05/06/2019 19:32	WG1275198
Fluorene	U		0.0424	0.207	5	05/06/2019 19:32	WG1275198
Hexachlorobenzene	U		0.0532	2.07	5	05/06/2019 19:32	WG1275198
Hexachloro-1,3-butadiene	U	J3	0.0124	0.414	1	05/04/2019 16:47	WG1275198
Hexachlorocyclopentadiene	U	JO J3	0.364	2.07	5	05/06/2019 19:32	WG1275198
Hexachloroethane	U	J3	0.0166	0.414	1	05/04/2019 16:47	WG1275198
Indeno(1,2,3-cd)pyrene	U		0.0480	0.207	5	05/06/2019 19:32	WG1275198



Collected date/time: 04/26/19 14:50

L1093844

Semi Volatile Organic Compounds (GC/MS) by Method 8270D

Analyte	Result (dry) mg/kg	Qualifier	MDL (dry) mg/kg	RDL (dry) mg/kg	Dilution	Analysis date / time	Batch
Isophorone	U		0.00649	0.414	1	05/04/2019 16:47	WG1275198
Naphthalene	U	J3	0.0110	0.0414	1	05/04/2019 16:47	WG1275198
Nitrobenzene	U	J3	0.00863	0.414	1	05/04/2019 16:47	WG1275198
n-Nitrosodimethylamine	U		0.0804	0.414	1	05/04/2019 16:47	WG1275198
n-Nitrosodiphenylamine	U		0.559	2.07	5	05/06/2019 19:32	WG1275198
n-Nitrosodi-n-propylamine	U	J3	0.0113	0.414	1	05/04/2019 16:47	WG1275198
Phenanthrene	U		0.0328	0.207	5	05/06/2019 19:32	WG1275198
Pyridine	U	J3	0.0780	0.414	1	05/04/2019 16:47	WG1275198
Benzylbutyl phthalate	U		0.0640	2.07	5	05/06/2019 19:32	WG1275198
Bis(2-ethylhexyl)phthalate	U		0.0745	2.07	5	05/06/2019 19:32	WG1275198
Di-n-butyl phthalate	U		0.0677	2.07	5	05/06/2019 19:32	WG1275198
Diethyl phthalate	U		0.0430	2.07	5	05/06/2019 19:32	WG1275198
Dimethyl phthalate	U		0.0335	2.07	5	05/06/2019 19:32	WG1275198
Di-n-octyl phthalate	U		0.0564	2.07	5	05/06/2019 19:32	WG1275198
Pyrene	U		0.0764	0.207	5	05/06/2019 19:32	WG1275198
1,2,4-Trichlorobenzene	U	J3	0.0109	0.414	1	05/04/2019 16:47	WG1275198
4-Chloro-3-methylphenol	U		0.00593	0.414	1	05/04/2019 16:47	WG1275198
2-Chlorophenol	U	J3	0.0103	0.414	1	05/04/2019 16:47	WG1275198
2,4-Dichlorophenol	U		0.00927	0.414	1	05/04/2019 16:47	WG1275198
2,4-Dimethylphenol	U		0.0585	0.414	1	05/04/2019 16:47	WG1275198
4,6-Dinitro-2-methylphenol	U		0.770	2.07	5	05/06/2019 19:32	WG1275198
2,4-Dinitrophenol	U	J3	0.609	2.07	5	05/06/2019 19:32	WG1275198
2-Methylphenol	U	J3	0.0123	0.414	1	05/04/2019 16:47	WG1275198
3&4-Methyl Phenol	U		0.00973	0.414	1	05/04/2019 16:47	WG1275198
2-Nitrophenol	U	J3	0.0162	0.414	1	05/04/2019 16:47	WG1275198
4-Nitrophenol	U		0.327	2.07	5	05/06/2019 19:32	WG1275198
Pentachlorophenol	U		0.298	2.07	5	05/06/2019 19:32	WG1275198
Phenol	U		0.00863	0.414	1	05/04/2019 16:47	WG1275198
2,4,6-Trichlorophenol	U		0.0483	2.07	5	05/06/2019 19:32	WG1275198
2,4,5-Trichlorophenol	U		0.0646	2.07	5	05/06/2019 19:32	WG1275198
(S) 2-Fluorophenol	48.5			12.0-120		05/04/2019 16:47	WG1275198
(S) 2-Fluorophenol	66.8			12.0-120		05/06/2019 19:32	WG1275198
(S) Phenol-d5	48.5			10.0-120		05/04/2019 16:47	WG1275198
(S) Phenol-d5	65.2			10.0-120		05/06/2019 19:32	WG1275198
(S) Nitrobenzene-d5	54.3			10.0-122		05/06/2019 19:32	WG1275198
(S) Nitrobenzene-d5	38.1			10.0-122		05/04/2019 16:47	WG1275198
(S) 2-Fluorobiphenyl	40.5			15.0-120		05/04/2019 16:47	WG1275198
(S) 2-Fluorobiphenyl	51.8			15.0-120		05/06/2019 19:32	WG1275198
(S) 2,4,6-Tribromophenol	55.5			10.0-127		05/04/2019 16:47	WG1275198
(S) 2,4,6-Tribromophenol	73.5			10.0-127		05/06/2019 19:32	WG1275198
(S) p-Terphenyl-d14	76.2			10.0-120		05/06/2019 19:32	WG1275198
(S) p-Terphenyl-d14	52.4			10.0-120		05/04/2019 16:47	WG1275198

- 1 Cp
- 2 Tc
- 3 Ss
- 4 Cn
- 5 Sr
- 6 Qc
- 7 Gl
- 8 Al
- 9 Sc

Sample Narrative:

L1093844-08 WG1275198: IS/SURR failed on lower dilution.

Semi Volatile Organic Compounds (GC/MS) by Method 8270D-SIM

Analyte	Result (dry) mg/kg	Qualifier	MDL (dry) mg/kg	RDL (dry) mg/kg	Dilution	Analysis date / time	Batch
Benzo(a)anthracene	0.00486	L	0.000745	0.00745	1	05/07/2019 12:41	WG1276612
Benzo(a)pyrene	0.00609	L	0.000745	0.00745	1	05/07/2019 12:41	WG1276612
Benzo(b)fluoranthene	0.0118	L	0.000745	0.00745	1	05/07/2019 12:41	WG1276612
Benzo(k)fluoranthene	0.00358	L	0.000745	0.00745	1	05/07/2019 12:41	WG1276612
Chrysene	0.00968	L	0.000745	0.00745	1	05/07/2019 12:41	WG1276612
Dibenz(a,h)anthracene	0.00128	L	0.000745	0.00745	1	05/07/2019 12:41	WG1276612
Indeno(1,2,3-cd)pyrene	0.00434	L	0.000745	0.00745	1	05/07/2019 12:41	WG1276612



Collected date/time: 04/26/19 14:50

L1093844

Semi Volatile Organic Compounds (GC/MS) by Method 8270D-SIM

Analyte	Result (dry) mg/kg	Qualifier	MDL (dry) mg/kg	RDL (dry) mg/kg	Dilution	Analysis date / time	Batch
(S) Nitrobenzene-d5	105			14.0-149		05/07/2019 12:41	WG1276612
(S) 2-Fluorobiphenyl	85.0			34.0-125		05/07/2019 12:41	WG1276612
(S) p-Terphenyl-d14	113			23.0-120		05/07/2019 12:41	WG1276612

- 1 Cp
- 2 Tc
- 3 Ss
- 4 Cn
- 5 Sr
- 6 Qc
- 7 Gl
- 8 Al
- 9 Sc



Total Solids by Method 2540 G-2011

Analyte	Result	Qualifier	Dilution	Analysis	Batch
	%			date / time	
Total Solids	85.0		1	05/03/2019 14:31	WG1275562

Volatile Organic Compounds (GC/MS) by Method 8260C

Analyte	Result (dry)	Qualifier	MDL (dry)	RDL (dry)	Dilution	Analysis	Batch
	mg/kg		mg/kg	mg/kg		date / time	
Acetone	U		0.0161	0.0294	1	05/01/2019 14:16	WG1274486
Acrylonitrile	U		0.00224	0.0147	1	05/01/2019 14:16	WG1274486
Benzene	0.000507	J	0.000471	0.00118	1	05/01/2019 14:16	WG1274486
Bromobenzene	U		0.00124	0.0147	1	05/01/2019 14:16	WG1274486
Bromodichloromethane	U		0.000928	0.00294	1	05/01/2019 14:16	WG1274486
Bromoform	U		0.00704	0.0294	1	05/01/2019 14:16	WG1274486
Bromomethane	U		0.00436	0.0147	1	05/01/2019 14:16	WG1274486
n-Butylbenzene	U		0.00452	0.0147	1	05/01/2019 14:16	WG1274486
sec-Butylbenzene	U		0.00298	0.0147	1	05/01/2019 14:16	WG1274486
tert-Butylbenzene	U		0.00182	0.00589	1	05/01/2019 14:16	WG1274486
Carbon tetrachloride	U		0.00127	0.00589	1	05/01/2019 14:16	WG1274486
Chlorobenzene	U		0.000674	0.00294	1	05/01/2019 14:16	WG1274486
Chlorodibromomethane	U		0.000530	0.00294	1	05/01/2019 14:16	WG1274486
Chloroethane	U		0.00127	0.00589	1	05/01/2019 14:16	WG1274486
Chloroform	U		0.000488	0.00294	1	05/01/2019 14:16	WG1274486
Chloromethane	U		0.00164	0.0147	1	05/01/2019 14:16	WG1274486
2-Chlorotoluene	U		0.00108	0.00294	1	05/01/2019 14:16	WG1274486
4-Chlorotoluene	U		0.00133	0.00589	1	05/01/2019 14:16	WG1274486
1,2-Dibromo-3-Chloropropane	U	JO	0.00600	0.0294	1	05/01/2019 14:16	WG1274486
1,2-Dibromoethane	U		0.000618	0.00294	1	05/01/2019 14:16	WG1274486
Dibromomethane	U		0.00118	0.00589	1	05/01/2019 14:16	WG1274486
1,2-Dichlorobenzene	U		0.00171	0.00589	1	05/01/2019 14:16	WG1274486
1,3-Dichlorobenzene	U		0.00200	0.00589	1	05/01/2019 14:16	WG1274486
1,4-Dichlorobenzene	U		0.00232	0.00589	1	05/01/2019 14:16	WG1274486
Dichlorodifluoromethane	U	J4	0.000963	0.00294	1	05/01/2019 14:16	WG1274486
1,1-Dichloroethane	U		0.000677	0.00294	1	05/01/2019 14:16	WG1274486
1,2-Dichloroethane	U		0.000559	0.00294	1	05/01/2019 14:16	WG1274486
1,1-Dichloroethene	U		0.000589	0.00294	1	05/01/2019 14:16	WG1274486
cis-1,2-Dichloroethene	U		0.000812	0.00294	1	05/01/2019 14:16	WG1274486
trans-1,2-Dichloroethene	U		0.00168	0.00589	1	05/01/2019 14:16	WG1274486
1,2-Dichloropropane	U		0.00149	0.00589	1	05/01/2019 14:16	WG1274486
1,1-Dichloropropene	U		0.000824	0.00294	1	05/01/2019 14:16	WG1274486
1,3-Dichloropropane	U		0.00206	0.00589	1	05/01/2019 14:16	WG1274486
cis-1,3-Dichloropropene	U		0.000798	0.00294	1	05/01/2019 14:16	WG1274486
trans-1,3-Dichloropropene	U		0.00180	0.00589	1	05/01/2019 14:16	WG1274486
2,2-Dichloropropane	U		0.000933	0.00294	1	05/01/2019 14:16	WG1274486
Di-isopropyl ether	U		0.000412	0.00118	1	05/01/2019 14:16	WG1274486
Ethylbenzene	U		0.000624	0.00294	1	05/01/2019 14:16	WG1274486
Hexachloro-1,3-butadiene	U	JO	0.0149	0.0294	1	05/01/2019 14:16	WG1274486
Isopropylbenzene	U		0.00102	0.00294	1	05/01/2019 14:16	WG1274486
p-Isopropyltoluene	U		0.00274	0.00589	1	05/01/2019 14:16	WG1274486
2-Butanone (MEK)	U		0.0147	0.0294	1	05/01/2019 14:16	WG1274486
Methylene Chloride	U		0.00782	0.0294	1	05/01/2019 14:16	WG1274486
4-Methyl-2-pentanone (MIBK)	U		0.0118	0.0294	1	05/01/2019 14:16	WG1274486
Methyl tert-butyl ether	U		0.000347	0.00118	1	05/01/2019 14:16	WG1274486
Naphthalene	U		0.00367	0.0147	1	05/01/2019 14:16	WG1274486
n-Propylbenzene	U		0.00139	0.00589	1	05/01/2019 14:16	WG1274486
Styrene	U		0.00321	0.0147	1	05/01/2019 14:16	WG1274486
1,1,1,2-Tetrachloroethane	U		0.000589	0.00294	1	05/01/2019 14:16	WG1274486
1,1,2,2-Tetrachloroethane	U		0.000459	0.00294	1	05/01/2019 14:16	WG1274486

- 1 Cp
- 2 Tc
- 3 Ss
- 4 Cn
- 5 Sr
- 6 Qc
- 7 Gl
- 8 Al
- 9 Sc



Collected date/time: 04/26/19 08:45

L1093844

Volatile Organic Compounds (GC/MS) by Method 8260C

Analyte	Result (dry) mg/kg	Qualifier	MDL (dry) mg/kg	RDL (dry) mg/kg	Dilution	Analysis date / time	Batch
1,1,2-Trichlorotrifluoroethane	U		0.000795	0.00294	1	05/01/2019 14:16	WG1274486
Tetrachloroethene	U		0.000824	0.00294	1	05/01/2019 14:16	WG1274486
Toluene	U		0.00147	0.00589	1	05/01/2019 14:16	WG1274486
1,2,3-Trichlorobenzene	U	JO	0.000736	0.00294	1	05/01/2019 14:16	WG1274486
1,2,4-Trichlorobenzene	U	JO	0.00567	0.0147	1	05/01/2019 14:16	WG1274486
1,1,1-Trichloroethane	U		0.000324	0.00294	1	05/01/2019 14:16	WG1274486
1,1,2-Trichloroethane	U		0.00104	0.00294	1	05/01/2019 14:16	WG1274486
Trichloroethene	U		0.000471	0.00118	1	05/01/2019 14:16	WG1274486
Trichlorofluoromethane	U		0.000589	0.00294	1	05/01/2019 14:16	WG1274486
1,2,3-Trichloropropane	U		0.00600	0.0147	1	05/01/2019 14:16	WG1274486
1,2,4-Trimethylbenzene	0.00167	J	0.00137	0.00589	1	05/01/2019 14:16	WG1274486
1,2,3-Trimethylbenzene	U		0.00135	0.00589	1	05/01/2019 14:16	WG1274486
Vinyl chloride	U		0.000804	0.00294	1	05/01/2019 14:16	WG1274486
1,3,5-Trimethylbenzene	U		0.00127	0.00589	1	05/01/2019 14:16	WG1274486
Xylenes, Total	U		0.00563	0.00765	1	05/01/2019 14:16	WG1274486
(S) Toluene-d8	107			75.0-131		05/01/2019 14:16	WG1274486
(S) 4-Bromofluorobenzene	90.5			67.0-138		05/01/2019 14:16	WG1274486
(S) 1,2-Dichloroethane-d4	102			70.0-130		05/01/2019 14:16	WG1274486

1 Cp

2 Tc

3 Ss

4 Cn

5 Sr

6 Qc

7 Gl

8 Al

9 Sc

Semi-Volatile Organic Compounds (GC) by Method NWTPHDX-NO SGT

Analyte	Result (dry) mg/kg	Qualifier	MDL (dry) mg/kg	RDL (dry) mg/kg	Dilution	Analysis date / time	Batch
Diesel Range Organics (DRO)	U		15.7	47.1	10	05/02/2019 23:09	WG1274928
Residual Range Organics (RRO)	75.0	J	39.2	118	10	05/02/2019 23:09	WG1274928
(S) o-Terphenyl	83.2			18.0-148		05/02/2019 23:09	WG1274928

Sample Narrative:

L1093844-09 WG1274928: Diluted due to viscosity

Semi Volatile Organic Compounds (GC/MS) by Method 8270D

Analyte	Result (dry) mg/kg	Qualifier	MDL (dry) mg/kg	RDL (dry) mg/kg	Dilution	Analysis date / time	Batch
Acenaphthene	U		0.0756	0.392	10	05/06/2019 18:15	WG1275198
Acenaphthylene	U		0.0790	0.392	10	05/06/2019 18:15	WG1275198
Anthracene	U		0.0744	0.392	10	05/06/2019 18:15	WG1275198
Benzo(a)anthracene	U		0.0504	0.392	10	05/06/2019 18:15	WG1275198
Benzo(b)fluoranthene	U		0.0818	0.392	10	05/06/2019 18:15	WG1275198
Benzo(k)fluoranthene	U		0.0685	0.392	10	05/06/2019 18:15	WG1275198
Benzo(g,h,i)perylene	U		0.0849	0.392	10	05/06/2019 18:15	WG1275198
Benzo(a)pyrene	U		0.0645	0.392	10	05/06/2019 18:15	WG1275198
Bis(2-chloroethoxy)methane	U	J3	0.0906	3.92	10	05/06/2019 18:15	WG1275198
Bis(2-chloroethyl)ether	U	J3	0.105	3.92	10	05/06/2019 18:15	WG1275198
Bis(2-chloroisopropyl)ether	U	J3	0.0895	3.92	10	05/06/2019 18:15	WG1275198
4-Bromophenyl-phenylether	U		0.134	3.92	10	05/06/2019 18:15	WG1275198
2-Chloronaphthalene	U		0.0752	0.392	10	05/06/2019 18:15	WG1275198
4-Chlorophenyl-phenylether	U		0.0738	3.92	10	05/06/2019 18:15	WG1275198
Chrysene	U		0.0653	0.392	10	05/06/2019 18:15	WG1275198
Dibenz(a,h)anthracene	U		0.0966	0.392	10	05/06/2019 18:15	WG1275198
3,3-Dichlorobenzidine	U		0.935	3.92	10	05/06/2019 18:15	WG1275198
2,4-Dinitrotoluene	U		0.0714	3.92	10	05/06/2019 18:15	WG1275198
2,6-Dinitrotoluene	U		0.0867	3.92	10	05/06/2019 18:15	WG1275198
Fluoranthene	U		0.0584	0.392	10	05/06/2019 18:15	WG1275198
Fluorene	U		0.0803	0.392	10	05/06/2019 18:15	WG1275198
Hexachlorobenzene	U		0.101	3.92	10	05/06/2019 18:15	WG1275198
Hexachloro-1,3-butadiene	U	J3	0.118	3.92	10	05/06/2019 18:15	WG1275198



Collected date/time: 04/26/19 08:45

L1093844

Semi Volatile Organic Compounds (GC/MS) by Method 8270D

Analyte	Result (dry) mg/kg	Qualifier	MDL (dry) mg/kg	RDL (dry) mg/kg	Dilution	Analysis date / time	Batch
Hexachlorocyclopentadiene	U	J0 J3	0.691	3.92	10	05/06/2019 18:15	WG1275198
Hexachloroethane	U	J3	0.158	3.92	10	05/06/2019 18:15	WG1275198
Indeno(1,2,3-cd)pyrene	U		0.0909	0.392	10	05/06/2019 18:15	WG1275198
Isophorone	U		0.0614	3.92	10	05/06/2019 18:15	WG1275198
Naphthalene	U	J3	0.105	0.392	10	05/06/2019 18:15	WG1275198
Nitrobenzene	U	J3	0.0818	3.92	10	05/06/2019 18:15	WG1275198
n-Nitrosodimethylamine	U		0.762	3.92	10	05/06/2019 18:15	WG1275198
n-Nitrosodiphenylamine	U		1.06	3.92	10	05/06/2019 18:15	WG1275198
n-Nitrosodi-n-propylamine	U	J3	0.107	3.92	10	05/06/2019 18:15	WG1275198
Phenanthrene	U		0.0621	0.392	10	05/06/2019 18:15	WG1275198
Pyridine	U	J3	0.739	3.92	10	05/06/2019 18:15	WG1275198
Benzylbutyl phthalate	U		0.121	3.92	10	05/06/2019 18:15	WG1275198
Bis(2-ethylhexyl)phthalate	U		0.141	3.92	10	05/06/2019 18:15	WG1275198
Di-n-butyl phthalate	U		0.128	3.92	10	05/06/2019 18:15	WG1275198
Diethyl phthalate	U		0.0813	3.92	10	05/06/2019 18:15	WG1275198
Dimethyl phthalate	U		0.0636	3.92	10	05/06/2019 18:15	WG1275198
Di-n-octyl phthalate	U		0.107	3.92	10	05/06/2019 18:15	WG1275198
Pyrene	U		0.145	0.392	10	05/06/2019 18:15	WG1275198
1,2,4-Trichlorobenzene	U	J3	0.103	3.92	10	05/06/2019 18:15	WG1275198
4-Chloro-3-methylphenol	U		0.0561	3.92	10	05/06/2019 18:15	WG1275198
2-Chlorophenol	U	J3	0.0978	3.92	10	05/06/2019 18:15	WG1275198
2,4-Dichlorophenol	U		0.0878	3.92	10	05/06/2019 18:15	WG1275198
2,4-Dimethylphenol	U	J0	0.554	3.92	10	05/06/2019 18:15	WG1275198
4,6-Dinitro-2-methylphenol	U		1.46	3.92	10	05/06/2019 18:15	WG1275198
2,4-Dinitrophenol	U	J3	1.15	3.92	10	05/06/2019 18:15	WG1275198
2-Methylphenol	U	J3	0.116	3.92	10	05/06/2019 18:15	WG1275198
3&4-Methyl Phenol	U		0.0922	3.92	10	05/06/2019 18:15	WG1275198
2-Nitrophenol	U	J3	0.153	3.92	10	05/06/2019 18:15	WG1275198
4-Nitrophenol	U		0.618	3.92	10	05/06/2019 18:15	WG1275198
Pentachlorophenol	U		0.565	3.92	10	05/06/2019 18:15	WG1275198
Phenol	U		0.0818	3.92	10	05/06/2019 18:15	WG1275198
2,4,6-Trichlorophenol	U		0.0917	3.92	10	05/06/2019 18:15	WG1275198
2,4,5-Trichlorophenol	U		0.122	3.92	10	05/06/2019 18:15	WG1275198
(S) 2-Fluorophenol	49.1			12.0-120		05/06/2019 18:15	WG1275198
(S) Phenol-d5	49.2			10.0-120		05/06/2019 18:15	WG1275198
(S) Nitrobenzene-d5	37.1			10.0-122		05/06/2019 18:15	WG1275198
(S) 2-Fluorobiphenyl	38.9			15.0-120		05/06/2019 18:15	WG1275198
(S) 2,4,6-Tribromophenol	54.5			10.0-127		05/06/2019 18:15	WG1275198
(S) p-Terphenyl-d14	53.9			10.0-120		05/06/2019 18:15	WG1275198

- 1 Cp
- 2 Tc
- 3 Ss
- 4 Cn
- 5 Sr
- 6 Qc
- 7 Gl
- 8 Al
- 9 Sc

Sample Narrative:

L1093844-09 WG1275198: Dilution due to matrix impact during extract concentration procedure

Semi Volatile Organic Compounds (GC/MS) by Method 8270D-SIM

Analyte	Result (dry) mg/kg	Qualifier	MDL (dry) mg/kg	RDL (dry) mg/kg	Dilution	Analysis date / time	Batch
Benzo(a)anthracene	0.0120		0.000706	0.00706	1	05/07/2019 13:02	WG1276612
Benzo(a)pyrene	0.0184		0.000706	0.00706	1	05/07/2019 13:02	WG1276612
Benzo(b)fluoranthene	0.0232		0.000706	0.00706	1	05/07/2019 13:02	WG1276612
Benzo(k)fluoranthene	0.00824		0.000706	0.00706	1	05/07/2019 13:02	WG1276612
Chrysene	0.0228		0.000706	0.00706	1	05/07/2019 13:02	WG1276612
Dibenz(a,h)anthracene	0.00297	J	0.000706	0.00706	1	05/07/2019 13:02	WG1276612
Indeno(1,2,3-cd)pyrene	0.0112		0.000706	0.00706	1	05/07/2019 13:02	WG1276612
(S) Nitrobenzene-d5	91.7			14.0-149		05/07/2019 13:02	WG1276612
(S) 2-Fluorobiphenyl	83.0			34.0-125		05/07/2019 13:02	WG1276612
(S) p-Terphenyl-d14	89.8			23.0-120		05/07/2019 13:02	WG1276612



Total Solids by Method 2540 G-2011

Analyte	Result	Qualifier	Dilution	Analysis	Batch
	%			date / time	
Total Solids	89.3		1	05/03/2019 14:10	WG1275563

Volatile Organic Compounds (GC/MS) by Method 8260C

Analyte	Result (dry)	Qualifier	MDL (dry)	RDL (dry)	Dilution	Analysis	Batch
	mg/kg		mg/kg	mg/kg		date / time	
Acetone	U		0.0153	0.0280	1	05/01/2019 14:36	WG1274486
Acrylonitrile	U		0.00213	0.0140	1	05/01/2019 14:36	WG1274486
Benzene	U		0.000448	0.00112	1	05/01/2019 14:36	WG1274486
Bromobenzene	U		0.00118	0.0140	1	05/01/2019 14:36	WG1274486
Bromodichloromethane	U		0.000883	0.00280	1	05/01/2019 14:36	WG1274486
Bromoform	U		0.00670	0.0280	1	05/01/2019 14:36	WG1274486
Bromomethane	U		0.00414	0.0140	1	05/01/2019 14:36	WG1274486
n-Butylbenzene	U		0.00430	0.0140	1	05/01/2019 14:36	WG1274486
sec-Butylbenzene	U		0.00283	0.0140	1	05/01/2019 14:36	WG1274486
tert-Butylbenzene	U		0.00174	0.00560	1	05/01/2019 14:36	WG1274486
Carbon tetrachloride	U		0.00121	0.00560	1	05/01/2019 14:36	WG1274486
Chlorobenzene	U		0.000642	0.00280	1	05/01/2019 14:36	WG1274486
Chlorodibromomethane	U		0.000504	0.00280	1	05/01/2019 14:36	WG1274486
Chloroethane	U		0.00121	0.00560	1	05/01/2019 14:36	WG1274486
Chloroform	U		0.000465	0.00280	1	05/01/2019 14:36	WG1274486
Chloromethane	U		0.00156	0.0140	1	05/01/2019 14:36	WG1274486
2-Chlorotoluene	U		0.00103	0.00280	1	05/01/2019 14:36	WG1274486
4-Chlorotoluene	U		0.00127	0.00560	1	05/01/2019 14:36	WG1274486
1,2-Dibromo-3-Chloropropane	U	J0	0.00571	0.0280	1	05/01/2019 14:36	WG1274486
1,2-Dibromoethane	U		0.000588	0.00280	1	05/01/2019 14:36	WG1274486
Dibromomethane	U		0.00112	0.00560	1	05/01/2019 14:36	WG1274486
1,2-Dichlorobenzene	U		0.00162	0.00560	1	05/01/2019 14:36	WG1274486
1,3-Dichlorobenzene	U		0.00190	0.00560	1	05/01/2019 14:36	WG1274486
1,4-Dichlorobenzene	U		0.00221	0.00560	1	05/01/2019 14:36	WG1274486
Dichlorodifluoromethane	U	J4	0.000916	0.00280	1	05/01/2019 14:36	WG1274486
1,1-Dichloroethane	U		0.000644	0.00280	1	05/01/2019 14:36	WG1274486
1,2-Dichloroethane	U		0.000532	0.00280	1	05/01/2019 14:36	WG1274486
1,1-Dichloroethene	U		0.000560	0.00280	1	05/01/2019 14:36	WG1274486
cis-1,2-Dichloroethene	U		0.000773	0.00280	1	05/01/2019 14:36	WG1274486
trans-1,2-Dichloroethene	U		0.00160	0.00560	1	05/01/2019 14:36	WG1274486
1,2-Dichloropropane	U		0.00142	0.00560	1	05/01/2019 14:36	WG1274486
1,1-Dichloropropene	U		0.000784	0.00280	1	05/01/2019 14:36	WG1274486
1,3-Dichloropropane	U		0.00196	0.00560	1	05/01/2019 14:36	WG1274486
cis-1,3-Dichloropropene	U		0.000759	0.00280	1	05/01/2019 14:36	WG1274486
trans-1,3-Dichloropropene	U		0.00171	0.00560	1	05/01/2019 14:36	WG1274486
2,2-Dichloropropane	U		0.000888	0.00280	1	05/01/2019 14:36	WG1274486
Di-isopropyl ether	U		0.000392	0.00112	1	05/01/2019 14:36	WG1274486
Ethylbenzene	U		0.000594	0.00280	1	05/01/2019 14:36	WG1274486
Hexachloro-1,3-butadiene	U	J0	0.0142	0.0280	1	05/01/2019 14:36	WG1274486
Isopropylbenzene	U		0.000967	0.00280	1	05/01/2019 14:36	WG1274486
p-Isopropyltoluene	U		0.00261	0.00560	1	05/01/2019 14:36	WG1274486
2-Butanone (MEK)	U		0.0140	0.0280	1	05/01/2019 14:36	WG1274486
Methylene Chloride	U		0.00744	0.0280	1	05/01/2019 14:36	WG1274486
4-Methyl-2-pentanone (MIBK)	U		0.0112	0.0280	1	05/01/2019 14:36	WG1274486
Methyl tert-butyl ether	U		0.000330	0.00112	1	05/01/2019 14:36	WG1274486
Naphthalene	U		0.00350	0.0140	1	05/01/2019 14:36	WG1274486
n-Propylbenzene	U		0.00132	0.00560	1	05/01/2019 14:36	WG1274486
Styrene	U		0.00306	0.0140	1	05/01/2019 14:36	WG1274486
1,1,1,2-Tetrachloroethane	U		0.000560	0.00280	1	05/01/2019 14:36	WG1274486
1,1,2,2-Tetrachloroethane	U		0.000437	0.00280	1	05/01/2019 14:36	WG1274486

- 1 Cp
- 2 Tc
- 3 Ss
- 4 Cn
- 5 Sr
- 6 Qc
- 7 Gl
- 8 Al
- 9 Sc

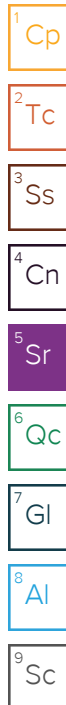


Collected date/time: 04/26/19 16:15

L1093844

Volatile Organic Compounds (GC/MS) by Method 8260C

Analyte	Result (dry) mg/kg	Qualifier	MDL (dry) mg/kg	RDL (dry) mg/kg	Dilution	Analysis date / time	Batch
1,1,2-Trichlorotrifluoroethane	U		0.000756	0.00280	1	05/01/2019 14:36	WG1274486
Tetrachloroethene	U		0.000784	0.00280	1	05/01/2019 14:36	WG1274486
Toluene	U		0.00140	0.00560	1	05/01/2019 14:36	WG1274486
1,2,3-Trichlorobenzene	U	JO	0.000700	0.00280	1	05/01/2019 14:36	WG1274486
1,2,4-Trichlorobenzene	U	JO	0.00540	0.0140	1	05/01/2019 14:36	WG1274486
1,1,1-Trichloroethane	U		0.000308	0.00280	1	05/01/2019 14:36	WG1274486
1,1,2-Trichloroethane	U		0.000989	0.00280	1	05/01/2019 14:36	WG1274486
Trichloroethene	U		0.000448	0.00112	1	05/01/2019 14:36	WG1274486
Trichlorofluoromethane	U		0.000560	0.00280	1	05/01/2019 14:36	WG1274486
1,2,3-Trichloropropane	U		0.00571	0.0140	1	05/01/2019 14:36	WG1274486
1,2,4-Trimethylbenzene	U		0.00130	0.00560	1	05/01/2019 14:36	WG1274486
1,2,3-Trimethylbenzene	U		0.00129	0.00560	1	05/01/2019 14:36	WG1274486
Vinyl chloride	U		0.000765	0.00280	1	05/01/2019 14:36	WG1274486
1,3,5-Trimethylbenzene	U		0.00121	0.00560	1	05/01/2019 14:36	WG1274486
Xylenes, Total	U		0.00535	0.00728	1	05/01/2019 14:36	WG1274486
(S) Toluene-d8	107			75.0-131		05/01/2019 14:36	WG1274486
(S) 4-Bromofluorobenzene	92.3			67.0-138		05/01/2019 14:36	WG1274486
(S) 1,2-Dichloroethane-d4	102			70.0-130		05/01/2019 14:36	WG1274486



Semi-Volatile Organic Compounds (GC) by Method NWTPHDX-NO SGT

Analyte	Result (dry) mg/kg	Qualifier	MDL (dry) mg/kg	RDL (dry) mg/kg	Dilution	Analysis date / time	Batch
Diesel Range Organics (DRO)	2.40	J	1.49	4.48	1	05/02/2019 22:04	WG1274928
Residual Range Organics (RRO)	13.1		3.73	11.2	1	05/02/2019 22:04	WG1274928
(S) o-Terphenyl	109			18.0-148		05/02/2019 22:04	WG1274928

Semi Volatile Organic Compounds (GC/MS) by Method 8270D

Analyte	Result (dry) mg/kg	Qualifier	MDL (dry) mg/kg	RDL (dry) mg/kg	Dilution	Analysis date / time	Batch
Acenaphthene	U		0.0719	0.373	10	05/06/2019 17:56	WG1275198
Acenaphthylene	U		0.0752	0.373	10	05/06/2019 17:56	WG1275198
Anthracene	U		0.0708	0.373	10	05/06/2019 17:56	WG1275198
Benzo(a)anthracene	U		0.0479	0.373	10	05/06/2019 17:56	WG1275198
Benzo(b)fluoranthene	U		0.0779	0.373	10	05/06/2019 17:56	WG1275198
Benzo(k)fluoranthene	U		0.0652	0.373	10	05/06/2019 17:56	WG1275198
Benzo(g,h,i)perylene	U		0.0808	0.373	10	05/06/2019 17:56	WG1275198
Benzo(a)pyrene	U		0.0614	0.373	10	05/06/2019 17:56	WG1275198
Bis(2-chloroethoxy)methane	U	J3	0.0863	3.73	10	05/06/2019 17:56	WG1275198
Bis(2-chloroethyl)ether	U	J3	0.100	3.73	10	05/06/2019 17:56	WG1275198
Bis(2-chloroisopropyl)ether	U	J3	0.0851	3.73	10	05/06/2019 17:56	WG1275198
4-Bromophenyl-phenylether	U		0.128	3.73	10	05/06/2019 17:56	WG1275198
2-Chloronaphthalene	U		0.0716	0.373	10	05/06/2019 17:56	WG1275198
4-Chlorophenyl-phenylether	U		0.0702	3.73	10	05/06/2019 17:56	WG1275198
Chrysene	U		0.0622	0.373	10	05/06/2019 17:56	WG1275198
Dibenz(a,h)anthracene	U		0.0920	0.373	10	05/06/2019 17:56	WG1275198
3,3-Dichlorobenzidine	U		0.889	3.73	10	05/06/2019 17:56	WG1275198
2,4-Dinitrotoluene	U		0.0680	3.73	10	05/06/2019 17:56	WG1275198
2,6-Dinitrotoluene	U		0.0826	3.73	10	05/06/2019 17:56	WG1275198
Fluoranthene	U		0.0556	0.373	10	05/06/2019 17:56	WG1275198
Fluorene	U		0.0764	0.373	10	05/06/2019 17:56	WG1275198
Hexachlorobenzene	U		0.0959	3.73	10	05/06/2019 17:56	WG1275198
Hexachloro-1,3-butadiene	U	J3	0.112	3.73	10	05/06/2019 17:56	WG1275198
Hexachlorocyclopentadiene	U	JO J3	0.658	3.73	10	05/06/2019 17:56	WG1275198
Hexachloroethane	U	J3	0.150	3.73	10	05/06/2019 17:56	WG1275198
Indeno(1,2,3-cd)pyrene	U		0.0865	0.373	10	05/06/2019 17:56	WG1275198



Collected date/time: 04/26/19 16:15

L1093844

Semi Volatile Organic Compounds (GC/MS) by Method 8270D

Analyte	Result (dry) mg/kg	Qualifier	MDL (dry) mg/kg	RDL (dry) mg/kg	Dilution	Analysis date / time	Batch
Isophorone	U		0.0585	3.73	10	05/06/2019 17:56	WG1275198
Naphthalene	U	J3	0.0996	0.373	10	05/06/2019 17:56	WG1275198
Nitrobenzene	U	J3	0.0779	3.73	10	05/06/2019 17:56	WG1275198
n-Nitrosodimethylamine	U		0.725	3.73	10	05/06/2019 17:56	WG1275198
n-Nitrosodiphenylamine	U		1.01	3.73	10	05/06/2019 17:56	WG1275198
n-Nitrosodi-n-propylamine	U	J3	0.101	3.73	10	05/06/2019 17:56	WG1275198
Phenanthrene	U		0.0591	0.373	10	05/06/2019 17:56	WG1275198
Pyridine	U	J3	0.703	3.73	10	05/06/2019 17:56	WG1275198
Benzylbutyl phthalate	U		0.115	3.73	10	05/06/2019 17:56	WG1275198
Bis(2-ethylhexyl)phthalate	U		0.134	3.73	10	05/06/2019 17:56	WG1275198
Di-n-butyl phthalate	U		0.122	3.73	10	05/06/2019 17:56	WG1275198
Diethyl phthalate	U		0.0774	3.73	10	05/06/2019 17:56	WG1275198
Dimethyl phthalate	U		0.0605	3.73	10	05/06/2019 17:56	WG1275198
Di-n-octyl phthalate	U		0.102	3.73	10	05/06/2019 17:56	WG1275198
Pyrene	U		0.138	0.373	10	05/06/2019 17:56	WG1275198
1,2,4-Trichlorobenzene	U	J3	0.0981	3.73	10	05/06/2019 17:56	WG1275198
4-Chloro-3-methylphenol	U		0.0534	3.73	10	05/06/2019 17:56	WG1275198
2-Chlorophenol	U	J3	0.0931	3.73	10	05/06/2019 17:56	WG1275198
2,4-Dichlorophenol	U		0.0836	3.73	10	05/06/2019 17:56	WG1275198
2,4-Dimethylphenol	U	J0	0.528	3.73	10	05/06/2019 17:56	WG1275198
4,6-Dinitro-2-methylphenol	U		1.39	3.73	10	05/06/2019 17:56	WG1275198
2,4-Dinitrophenol	U	J3	1.10	3.73	10	05/06/2019 17:56	WG1275198
2-Methylphenol	U	J3	0.110	3.73	10	05/06/2019 17:56	WG1275198
3&4-Methyl Phenol	U		0.0877	3.73	10	05/06/2019 17:56	WG1275198
2-Nitrophenol	U	J3	0.146	3.73	10	05/06/2019 17:56	WG1275198
4-Nitrophenol	U		0.588	3.73	10	05/06/2019 17:56	WG1275198
Pentachlorophenol	U		0.538	3.73	10	05/06/2019 17:56	WG1275198
Phenol	U		0.0779	3.73	10	05/06/2019 17:56	WG1275198
2,4,6-Trichlorophenol	U		0.0873	3.73	10	05/06/2019 17:56	WG1275198
2,4,5-Trichlorophenol	U		0.117	3.73	10	05/06/2019 17:56	WG1275198
(S) 2-Fluorophenol	73.8			12.0-120		05/06/2019 17:56	WG1275198
(S) Phenol-d5	71.0			10.0-120		05/06/2019 17:56	WG1275198
(S) Nitrobenzene-d5	59.6			10.0-122		05/06/2019 17:56	WG1275198
(S) 2-Fluorobiphenyl	53.4			15.0-120		05/06/2019 17:56	WG1275198
(S) 2,4,6-Tribromophenol	85.4			10.0-127		05/06/2019 17:56	WG1275198
(S) p-Terphenyl-d14	88.2			10.0-120		05/06/2019 17:56	WG1275198

- 1 Cp
- 2 Tc
- 3 Ss
- 4 Cn
- 5 Sr
- 6 Qc
- 7 Gl
- 8 Al
- 9 Sc

Sample Narrative:

L1093844-10 WG1275198: Dilution due to matrix impact during extract concentration procedure

Semi Volatile Organic Compounds (GC/MS) by Method 8270D-SIM

Analyte	Result (dry) mg/kg	Qualifier	MDL (dry) mg/kg	RDL (dry) mg/kg	Dilution	Analysis date / time	Batch
Benzo(a)anthracene	0.000989	U	0.000672	0.00672	1	05/07/2019 13:23	WG1276612
Benzo(a)pyrene	0.00257	U	0.000672	0.00672	1	05/07/2019 13:23	WG1276612
Benzo(b)fluoranthene	0.00441	U	0.000672	0.00672	1	05/07/2019 13:23	WG1276612
Benzo(k)fluoranthene	0.00151	U	0.000672	0.00672	1	05/07/2019 13:23	WG1276612
Chrysene	0.00120	U	0.000672	0.00672	1	05/07/2019 13:23	WG1276612
Dibenz(a,h)anthracene	U		0.000672	0.00672	1	05/07/2019 13:23	WG1276612
Indeno(1,2,3-cd)pyrene	0.00204	U	0.000672	0.00672	1	05/07/2019 13:23	WG1276612
(S) Nitrobenzene-d5	117			14.0-149		05/07/2019 13:23	WG1276612
(S) 2-Fluorobiphenyl	86.7			34.0-125		05/07/2019 13:23	WG1276612
(S) p-Terphenyl-d14	105			23.0-120		05/07/2019 13:23	WG1276612



Method Blank (MB)

(MB) R3408164-1 05/03/19 14:31

Analyte	MB Result	MB Qualifier	MB MDL	MB RDL
	%		%	%
Total Solids	0.00100			

¹ Cp

² Tc

³ Ss

⁴ Cn

⁵ Sr

⁶ Qc

L1093844-04 Original Sample (OS) • Duplicate (DUP)

(OS) L1093844-04 05/03/19 14:31 • (DUP) R3408164-3 05/03/19 14:31

Analyte	Original Result	DUP Result	Dilution	DUP RPD	DUP Qualifier	DUP RPD Limits
	%	%		%		%
Total Solids	88.0	87.8	1	0.166		10

⁷ Gl

⁸ Al

⁹ Sc

Laboratory Control Sample (LCS)

(LCS) R3408164-2 05/03/19 14:31

Analyte	Spike Amount	LCS Result	LCS Rec.	Rec. Limits	LCS Qualifier
	%	%	%	%	
Total Solids	50.0	50.0	100	85.0-115	



Method Blank (MB)

(MB) R3408163-1 05/03/19 14:10

Analyte	MB Result	<u>MB Qualifier</u>	MB MDL	MB RDL
	%		%	%
Total Solids	0.000			

¹ Cp

² Tc

³ Ss

⁴ Cn

⁵ Sr

⁶ Qc

L1093848-01 Original Sample (OS) • Duplicate (DUP)

(OS) L1093848-01 05/03/19 14:10 • (DUP) R3408163-3 05/03/19 14:10

Analyte	Original Result	DUP Result	Dilution	DUP RPD	<u>DUP Qualifier</u>	DUP RPD Limits
	%	%		%		%
Total Solids	95.3	96.4	1	1.14		10

⁷ Gl

⁸ Al

⁹ Sc

Laboratory Control Sample (LCS)

(LCS) R3408163-2 05/03/19 14:10

Analyte	Spike Amount	LCS Result	LCS Rec.	Rec. Limits	<u>LCS Qualifier</u>
	%	%	%	%	
Total Solids	50.0	50.0	100	85.0-115	



Method Blank (MB)

(MB) R3407247-2 05/01/19 11:33

Analyte	MB Result mg/kg	MB Qualifier	MB MDL mg/kg	MB RDL mg/kg
Acetone	U		0.0137	0.0250
Acrylonitrile	U		0.00190	0.0125
Benzene	U		0.000400	0.00100
Bromobenzene	U		0.00105	0.0125
Bromodichloromethane	U		0.000788	0.00250
Bromoform	U		0.00598	0.0250
Bromomethane	U		0.00370	0.0125
n-Butylbenzene	U		0.00384	0.0125
sec-Butylbenzene	U		0.00253	0.0125
tert-Butylbenzene	U		0.00155	0.00500
Carbon tetrachloride	U		0.00108	0.00500
Chlorobenzene	U		0.000573	0.00250
Chlorodibromomethane	U		0.000450	0.00250
Chloroethane	U		0.00108	0.00500
Chloroform	U		0.000415	0.00250
Chloromethane	U		0.00139	0.0125
2-Chlorotoluene	U		0.000920	0.00250
4-Chlorotoluene	U		0.00113	0.00500
1,2-Dibromo-3-Chloropropane	U		0.00510	0.0250
1,2-Dibromoethane	U		0.000525	0.00250
Dibromomethane	U		0.00100	0.00500
1,2-Dichlorobenzene	U		0.00145	0.00500
1,3-Dichlorobenzene	U		0.00170	0.00500
1,4-Dichlorobenzene	U		0.00197	0.00500
Dichlorodifluoromethane	U		0.000818	0.00250
1,1-Dichloroethane	U		0.000575	0.00250
1,2-Dichloroethane	U		0.000475	0.00250
1,1-Dichloroethene	U		0.000500	0.00250
cis-1,2-Dichloroethene	U		0.000690	0.00250
trans-1,2-Dichloroethene	U		0.00143	0.00500
1,2-Dichloropropane	U		0.00127	0.00500
1,1-Dichloropropene	U		0.000700	0.00250
1,3-Dichloropropane	U		0.00175	0.00500
cis-1,3-Dichloropropene	U		0.000678	0.00250
trans-1,3-Dichloropropene	U		0.00153	0.00500
2,2-Dichloropropane	U		0.000793	0.00250
Di-isopropyl ether	U		0.000350	0.00100
Ethylbenzene	U		0.000530	0.00250
Hexachloro-1,3-butadiene	U		0.0127	0.0250
Isopropylbenzene	U		0.000863	0.00250

¹ Cp

² Tc

³ Ss

⁴ Cn

⁵ Sr

⁶ Qc

⁷ Gl

⁸ Al

⁹ Sc



Method Blank (MB)

(MB) R3407247-2 05/01/19 11:33

Analyte	MB Result mg/kg	MB Qualifier	MB MDL mg/kg	MB RDL mg/kg
p-Isopropyltoluene	U		0.00233	0.00500
2-Butanone (MEK)	U		0.0125	0.0250
Methylene Chloride	U		0.00664	0.0250
4-Methyl-2-pentanone (MIBK)	U		0.0100	0.0250
Methyl tert-butyl ether	U		0.000295	0.00100
Naphthalene	U		0.00312	0.0125
n-Propylbenzene	U		0.00118	0.00500
Styrene	U		0.00273	0.0125
1,1,1,2-Tetrachloroethane	U		0.000500	0.00250
1,1,2,2-Tetrachloroethane	U		0.000390	0.00250
Tetrachloroethene	U		0.000700	0.00250
Toluene	U		0.00125	0.00500
1,1,2-Trichlorotrifluoroethane	U		0.000675	0.00250
1,2,3-Trichlorobenzene	U		0.000625	0.00250
1,2,4-Trichlorobenzene	U		0.00482	0.0125
1,1,1-Trichloroethane	U		0.000275	0.00250
1,1,2-Trichloroethane	U		0.000883	0.00250
Trichloroethene	U		0.000400	0.00100
Trichlorofluoromethane	U		0.000500	0.00250
1,2,3-Trichloropropane	U		0.00510	0.0125
1,2,3-Trimethylbenzene	U		0.00115	0.00500
1,2,4-Trimethylbenzene	U		0.00116	0.00500
1,3,5-Trimethylbenzene	U		0.00108	0.00500
Vinyl chloride	U		0.000683	0.00250
Xylenes, Total	U		0.00478	0.00650
(S) Toluene-d8	109			75.0-131
(S) 4-Bromofluorobenzene	90.7			67.0-138
(S) 1,2-Dichloroethane-d4	97.0			70.0-130

¹ Cp

² Tc

³ Ss

⁴ Cn

⁵ Sr

⁶ Qc

⁷ Gl

⁸ Al

⁹ Sc

Laboratory Control Sample (LCS)

(LCS) R3407247-1 05/01/19 10:14

Analyte	Spike Amount mg/kg	LCS Result mg/kg	LCS Rec. %	Rec. Limits %	LCS Qualifier
Acetone	0.625	0.571	91.4	10.0-160	
Acrylonitrile	0.625	0.782	125	45.0-153	
Benzene	0.125	0.119	95.4	70.0-123	
Bromobenzene	0.125	0.114	91.0	73.0-121	
Bromodichloromethane	0.125	0.130	104	73.0-121	



Laboratory Control Sample (LCS)

(LCS) R3407247-1 05/01/19 10:14

Analyte	Spike Amount mg/kg	LCS Result mg/kg	LCS Rec. %	Rec. Limits %	LCS Qualifier
Bromoform	0.125	0.123	98.8	64.0-132	
Bromomethane	0.125	0.152	121	56.0-147	
n-Butylbenzene	0.125	0.111	89.2	68.0-135	
sec-Butylbenzene	0.125	0.114	90.9	74.0-130	
tert-Butylbenzene	0.125	0.102	81.4	75.0-127	
Carbon tetrachloride	0.125	0.135	108	66.0-128	
Chlorobenzene	0.125	0.126	100	76.0-128	
Chlorodibromomethane	0.125	0.121	96.9	74.0-127	
Chloroethane	0.125	0.132	105	61.0-134	
Chloroform	0.125	0.120	96.2	72.0-123	
Chloromethane	0.125	0.148	119	51.0-138	
2-Chlorotoluene	0.125	0.116	92.8	75.0-124	
4-Chlorotoluene	0.125	0.127	102	75.0-124	
1,2-Dibromo-3-Chloropropane	0.125	0.0973	77.9	59.0-130	
1,2-Dibromoethane	0.125	0.118	94.8	74.0-128	
Dibromomethane	0.125	0.124	99.0	75.0-122	
1,2-Dichlorobenzene	0.125	0.128	103	76.0-124	
1,3-Dichlorobenzene	0.125	0.122	98.0	76.0-125	
1,4-Dichlorobenzene	0.125	0.124	99.0	77.0-121	
Dichlorodifluoromethane	0.125	0.204	164	43.0-156	J4
1,1-Dichloroethane	0.125	0.114	91.5	70.0-127	
1,2-Dichloroethane	0.125	0.122	97.3	65.0-131	
1,1-Dichloroethene	0.125	0.129	104	65.0-131	
cis-1,2-Dichloroethene	0.125	0.120	96.3	73.0-125	
trans-1,2-Dichloroethene	0.125	0.125	99.8	71.0-125	
1,2-Dichloropropane	0.125	0.120	95.6	74.0-125	
1,1-Dichloropropene	0.125	0.119	94.9	73.0-125	
1,3-Dichloropropane	0.125	0.121	96.5	80.0-125	
cis-1,3-Dichloropropene	0.125	0.115	91.9	76.0-127	
trans-1,3-Dichloropropene	0.125	0.127	101	73.0-127	
2,2-Dichloropropane	0.125	0.139	111	59.0-135	
Di-isopropyl ether	0.125	0.110	87.7	60.0-136	
Ethylbenzene	0.125	0.117	93.9	74.0-126	
Hexachloro-1,3-butadiene	0.125	0.109	87.2	57.0-150	
Isopropylbenzene	0.125	0.120	96.0	72.0-127	
p-Isopropyltoluene	0.125	0.114	91.6	72.0-133	
2-Butanone (MEK)	0.625	0.572	91.6	30.0-160	
Methylene Chloride	0.125	0.113	90.1	68.0-123	
4-Methyl-2-pentanone (MIBK)	0.625	0.695	111	56.0-143	
Methyl tert-butyl ether	0.125	0.0876	70.1	66.0-132	

¹ Cp

² Tc

³ Ss

⁴ Cn

⁵ Sr

⁶ Qc

⁷ Gl

⁸ Al

⁹ Sc



Laboratory Control Sample (LCS)

(LCS) R3407247-1 05/01/19 10:14

Analyte	Spike Amount mg/kg	LCS Result mg/kg	LCS Rec. %	Rec. Limits %	<u>LCS Qualifier</u>
Naphthalene	0.125	0.0842	67.3	59.0-130	
n-Propylbenzene	0.125	0.115	92.1	74.0-126	
Styrene	0.125	0.0977	78.2	72.0-127	
1,1,1,2-Tetrachloroethane	0.125	0.121	96.7	74.0-129	
1,1,2,2-Tetrachloroethane	0.125	0.120	96.0	68.0-128	
Tetrachloroethene	0.125	0.131	105	70.0-136	
Toluene	0.125	0.127	102	75.0-121	
1,1,2-Trichlorotrifluoroethane	0.125	0.139	111	61.0-139	
1,2,3-Trichlorobenzene	0.125	0.0900	72.0	59.0-139	
1,2,4-Trichlorobenzene	0.125	0.0956	76.4	62.0-137	
1,1,1-Trichloroethane	0.125	0.122	97.2	69.0-126	
1,1,2-Trichloroethane	0.125	0.123	98.8	78.0-123	
Trichloroethene	0.125	0.118	94.6	76.0-126	
Trichlorofluoromethane	0.125	0.131	105	61.0-142	
1,2,3-Trichloropropane	0.125	0.114	90.9	67.0-129	
1,2,3-Trimethylbenzene	0.125	0.123	98.5	74.0-124	
1,2,4-Trimethylbenzene	0.125	0.116	92.6	70.0-126	
1,3,5-Trimethylbenzene	0.125	0.124	99.1	73.0-127	
Vinyl chloride	0.125	0.152	122	63.0-134	
Xylenes, Total	0.375	0.377	101	72.0-127	
(S) Toluene-d8			105	75.0-131	
(S) 4-Bromofluorobenzene			105	67.0-138	
(S) 1,2-Dichloroethane-d4			103	70.0-130	

¹ Cp

² Tc

³ Ss

⁴ Cn

⁵ Sr

⁶ Qc

⁷ Gl

⁸ Al

⁹ Sc



Method Blank (MB)

(MB) R3408281-2 05/02/19 13:20

Analyte	MB Result mg/kg	MB Qualifier	MB MDL mg/kg	MB RDL mg/kg
Naphthalene	U		0.00312	0.0125
(S) Toluene-d8	108			75.0-131
(S) 4-Bromofluorobenzene	92.8			67.0-138
(S) 1,2-Dichloroethane-d4	97.4			70.0-130

Laboratory Control Sample (LCS)

(LCS) R3408281-1 05/02/19 11:00

Analyte	Spike Amount mg/kg	LCS Result mg/kg	LCS Rec. %	Rec. Limits %	LCS Qualifier
Naphthalene	0.125	0.128	103	59.0-130	
(S) Toluene-d8			104	75.0-131	
(S) 4-Bromofluorobenzene			106	67.0-138	
(S) 1,2-Dichloroethane-d4			98.8	70.0-130	

1 Cp

2 Tc

3 Ss

4 Cn

5 Sr

6 Qc

7 Gl

8 Al

9 Sc



Method Blank (MB)

(MB) R3407728-1 05/02/19 15:02

Analyte	MB Result mg/kg	MB Qualifier	MB MDL mg/kg	MB RDL mg/kg
Diesel Range Organics (DRO)	U		1.33	4.00
Residual Range Organics (RRO)	U		3.33	10.0
<i>(S) o-Terphenyl</i>	98.5			18.0-148

Laboratory Control Sample (LCS) • Laboratory Control Sample Duplicate (LCSD)

(LCS) R3407728-2 05/02/19 15:15 • (LCSD) R3407728-3 05/02/19 15:28

Analyte	Spike Amount mg/kg	LCS Result mg/kg	LCSD Result mg/kg	LCS Rec. %	LCSD Rec. %	Rec. Limits %	LCS Qualifier	LCSD Qualifier	RPD %	RPD Limits %
Diesel Range Organics (DRO)	25.0	22.4	23.0	89.6	92.0	50.0-150			2.64	20
Residual Range Organics (RRO)	25.0	20.4	21.4	81.6	85.6	50.0-150			4.78	20
<i>(S) o-Terphenyl</i>				78.8	76.3	18.0-148				

¹ Cp

² Tc

³ Ss

⁴ Cn

⁵ Sr

⁶ Qc

⁷ Gl

⁸ Al

⁹ Sc



Method Blank (MB)

(MB) R3408627-3 05/04/19 15:30

Analyte	MB Result mg/kg	MB Qualifier	MB MDL mg/kg	MB RDL mg/kg
Acenaphthene	U		0.00642	0.0333
Acenaphthylene	U		0.00671	0.0333
Anthracene	U		0.00632	0.0333
Benzo(a)anthracene	U		0.00428	0.0333
Benzo(b)fluoranthene	U		0.00695	0.0333
Benzo(k)fluoranthene	U		0.00582	0.0333
Benzo(g,h,i)perylene	U		0.00721	0.0333
Benzo(a)pyrene	U		0.00548	0.0333
Bis(2-chlorethoxy)methane	U		0.00770	0.333
Bis(2-chloroethyl)ether	U		0.00896	0.333
Bis(2-chloroisopropyl)ether	U		0.00760	0.333
4-Bromophenyl-phenylether	U		0.0114	0.333
2-Chloronaphthalene	U		0.00639	0.0333
4-Chlorophenyl-phenylether	U		0.00627	0.333
Chrysene	U		0.00555	0.0333
Dibenz(a,h)anthracene	U		0.00821	0.0333
3,3-Dichlorobenzidine	U		0.0794	0.333
2,4-Dinitrotoluene	U		0.00607	0.333
2,6-Dinitrotoluene	U		0.00737	0.333
Fluoranthene	U		0.00496	0.0333
Fluorene	U		0.00682	0.0333
Hexachlorobenzene	U		0.00856	0.333
Hexachloro-1,3-butadiene	U		0.0100	0.333
Hexachlorocyclopentadiene	U		0.0587	0.333
Hexachloroethane	U		0.0134	0.333
Indeno(1,2,3-cd)pyrene	U		0.00772	0.0333
Isophorone	U		0.00522	0.333
Naphthalene	U		0.00889	0.0333
Nitrobenzene	U		0.00695	0.333
n-Nitrosodimethylamine	U		0.0647	0.333
n-Nitrosodiphenylamine	U		0.0900	0.333
n-Nitrosodi-n-propylamine	U		0.00906	0.333
Phenanthrene	U		0.00528	0.0333
Benzylbutyl phthalate	U		0.0103	0.333
Bis(2-ethylhexyl)phthalate	U		0.0120	0.333
Di-n-butyl phthalate	U		0.0109	0.333
Diethyl phthalate	U		0.00691	0.333
Dimethyl phthalate	U		0.00540	0.333
Di-n-octyl phthalate	U		0.00907	0.333
Pyrene	U		0.0123	0.0333

¹ Cp

² Tc

³ Ss

⁴ Cn

⁵ Sr

⁶ Qc

⁷ Gl

⁸ Al

⁹ Sc



Method Blank (MB)

(MB) R3408627-3 05/04/19 15:30

Analyte	MB Result mg/kg	MB Qualifier	MB MDL mg/kg	MB RDL mg/kg
Pyridine	U		0.0628	0.333
1,2,4-Trichlorobenzene	U		0.00876	0.333
4-Chloro-3-methylphenol	U		0.00477	0.333
2-Chlorophenol	U		0.00831	0.333
2-Methylphenol	U		0.00986	0.333
3&4-Methyl Phenol	U		0.00783	0.333
2,4-Dichlorophenol	U		0.00746	0.333
2,4-Dimethylphenol	U		0.0471	0.333
4,6-Dinitro-2-methylphenol	U		0.124	0.333
2,4-Dinitrophenol	U		0.0980	0.333
2-Nitrophenol	U		0.0130	0.333
4-Nitrophenol	U		0.0525	0.333
Pentachlorophenol	U		0.0480	0.333
Phenol	U		0.00695	0.333
2,4,5-Trichlorophenol	U		0.0104	0.333
2,4,6-Trichlorophenol	U		0.00779	0.333
(S) Nitrobenzene-d5	21.7			10.0-122
(S) 2-Fluorobiphenyl	24.3			15.0-120
(S) p-Terphenyl-d14	35.1			10.0-120
(S) Phenol-d5	22.8			10.0-120
(S) 2-Fluorophenol	24.5			12.0-120
(S) 2,4,6-Tribromophenol	26.6			10.0-127

¹ Cp

² Tc

³ Ss

⁴ Cn

⁵ Sr

⁶ Qc

⁷ Gl

⁸ Al

⁹ Sc

Laboratory Control Sample (LCS) • Laboratory Control Sample Duplicate (LCSD)

(LCS) R3408627-1 05/04/19 14:52 • (LCSD) R3408627-2 05/04/19 15:11

Analyte	Spike Amount mg/kg	LCS Result mg/kg	LCSD Result mg/kg	LCS Rec. %	LCSD Rec. %	Rec. Limits %	LCS Qualifier	LCSD Qualifier	RPD %	RPD Limits %
Acenaphthene	0.666	0.318	0.335	47.7	50.3	38.0-120			5.21	22
Acenaphthylene	0.666	0.336	0.366	50.5	55.0	40.0-120			8.55	22
Anthracene	0.666	0.378	0.377	56.8	56.6	42.0-120			0.265	20
Benzo(a)anthracene	0.666	0.477	0.463	71.6	69.5	44.0-120			2.98	20
Benzo(b)fluoranthene	0.666	0.455	0.436	68.3	65.5	43.0-120			4.26	22
Benzo(k)fluoranthene	0.666	0.437	0.440	65.6	66.1	44.0-120			0.684	21
Benzo(g,h,i)perylene	0.666	0.436	0.422	65.5	63.4	43.0-120			3.26	22
Benzo(a)pyrene	0.666	0.447	0.428	67.1	64.3	45.0-120			4.34	20
Bis(2-chlorethoxy)methane	0.666	0.198	0.265	29.7	39.8	20.0-120		J3	28.9	23
Bis(2-chloroethyl)ether	0.666	0.195	0.289	29.3	43.4	16.0-120		J3	38.8	31
Bis(2-chloroisopropyl)ether	0.666	0.178	0.258	26.7	38.7	23.0-120		J3	36.7	30



Laboratory Control Sample (LCS) • Laboratory Control Sample Duplicate (LCSD)

(LCS) R3408627-1 05/04/19 14:52 • (LCSD) R3408627-2 05/04/19 15:11

Analyte	Spike Amount mg/kg	LCS Result mg/kg	LCSD Result mg/kg	LCS Rec. %	LCSD Rec. %	Rec. Limits %	<u>LCS Qualifier</u>	<u>LCSD Qualifier</u>	RPD %	RPD Limits %
4-Bromophenyl-phenylether	0.666	0.394	0.388	59.2	58.3	40.0-120			1.53	21
2-Chloronaphthalene	0.666	0.270	0.315	40.5	47.3	35.0-120			15.4	24
4-Chlorophenyl-phenylether	0.666	0.410	0.394	61.6	59.2	40.0-120			3.98	22
Chrysene	0.666	0.428	0.406	64.3	61.0	43.0-120			5.28	20
Dibenz(a,h)anthracene	0.666	0.441	0.416	66.2	62.5	44.0-120			5.83	22
3,3-Dichlorobenzidine	1.33	0.879	0.821	66.1	61.7	28.0-120			6.82	23
2,4-Dinitrotoluene	0.666	0.425	0.426	63.8	64.0	45.0-120			0.235	21
2,6-Dinitrotoluene	0.666	0.378	0.381	56.8	57.2	42.0-120			0.791	21
Fluoranthene	0.666	0.431	0.420	64.7	63.1	44.0-120			2.59	21
Fluorene	0.666	0.378	0.379	56.8	56.9	41.0-120			0.264	22
Hexachlorobenzene	0.666	0.392	0.395	58.9	59.3	39.0-120			0.762	21
Hexachloro-1,3-butadiene	0.666	0.203	0.292	30.5	43.8	15.0-120		J3	36.0	28
Hexachlorocyclopentadiene	0.666	0.252	0.362	37.8	54.4	15.0-120		J3	35.8	31
Hexachloroethane	0.666	0.170	0.260	25.5	39.0	17.0-120		J3	41.9	31
Indeno(1,2,3-cd)pyrene	0.666	0.447	0.429	67.1	64.4	45.0-120			4.11	21
Isophorone	0.666	0.218	0.271	32.7	40.7	23.0-120			21.7	23
Naphthalene	0.666	0.192	0.259	28.8	38.9	18.0-120		J3	29.7	24
Nitrobenzene	0.666	0.198	0.274	29.7	41.1	17.0-120		J3	32.2	26
n-Nitrosodimethylamine	0.666	0.210	0.291	31.5	43.7	10.0-125			32.3	33
n-Nitrosodiphenylamine	0.666	0.373	0.372	56.0	55.9	40.0-120			0.268	21
n-Nitrosodi-n-propylamine	0.666	0.217	0.287	32.6	43.1	26.0-120		J3	27.8	27
Phenanthrene	0.666	0.377	0.373	56.6	56.0	42.0-120			1.07	20
Benzylbutyl phthalate	0.666	0.456	0.429	68.5	64.4	40.0-120			6.10	21
Bis(2-ethylhexyl)phthalate	0.666	0.449	0.432	67.4	64.9	41.0-120			3.86	21
Di-n-butyl phthalate	0.666	0.424	0.417	63.7	62.6	43.0-120			1.66	20
Diethyl phthalate	0.666	0.424	0.420	63.7	63.1	43.0-120			0.948	21
Dimethyl phthalate	0.666	0.373	0.377	56.0	56.6	43.0-120			1.07	22
Di-n-octyl phthalate	0.666	0.428	0.415	64.3	62.3	40.0-120			3.08	21
Pyrene	0.666	0.443	0.432	66.5	64.9	41.0-120			2.51	21
Pyridine	0.666	0.0905	0.159	13.6	23.9	10.0-120		J3	54.9	35
1,2,4-Trichlorobenzene	0.666	0.199	0.280	29.9	42.0	17.0-120		J3	33.8	26
4-Chloro-3-methylphenol	0.666	0.333	0.344	50.0	51.7	28.0-120			3.25	20
2-Chlorophenol	0.666	0.221	0.302	33.2	45.3	28.0-120		J3	31.0	28
2-Methylphenol	0.666	0.247	0.323	37.1	48.5	35.0-120		J3	26.7	24
3&4-Methyl Phenol	0.666	0.286	0.347	42.9	52.1	42.0-120			19.3	25
2,4-Dichlorophenol	0.666	0.264	0.316	39.6	47.4	25.0-120			17.9	21
2,4-Dimethylphenol	0.666	0.256	0.296	38.4	44.4	15.0-120			14.5	26
4,6-Dinitro-2-methylphenol	0.666	0.457	0.525	68.6	78.8	16.0-120			13.8	33
2,4-Dinitrophenol	0.666	0.214	0.475	32.1	71.3	10.0-120		J3	75.8	40
2-Nitrophenol	0.666	0.235	0.336	35.3	50.5	20.0-120		J3	35.4	25

1 Cp

2 Tc

3 Ss

4 Cn

5 Sr

6 Qc

7 Gl

8 Al

9 Sc



Laboratory Control Sample (LCS) • Laboratory Control Sample Duplicate (LCSD)

(LCS) R3408627-1 05/04/19 14:52 • (LCSD) R3408627-2 05/04/19 15:11

Analyte	Spike Amount mg/kg	LCS Result mg/kg	LCSD Result mg/kg	LCS Rec. %	LCSD Rec. %	Rec. Limits %	<u>LCS Qualifier</u>	<u>LCSD Qualifier</u>	RPD %	RPD Limits %
4-Nitrophenol	0.666	0.443	0.422	66.5	63.4	27.0-120			4.86	24
Pentachlorophenol	0.666	0.468	0.465	70.3	69.8	29.0-120			0.643	25
Phenol	0.666	0.246	0.322	36.9	48.3	28.0-120			26.8	27
2,4,5-Trichlorophenol	0.666	0.438	0.446	65.8	67.0	38.0-120			1.81	24
2,4,6-Trichlorophenol	0.666	0.377	0.398	56.6	59.8	37.0-120			5.42	24
<i>(S) Nitrobenzene-d5</i>				33.3	45.3	10.0-122				
<i>(S) 2-Fluorobiphenyl</i>				42.9	50.8	15.0-120				
<i>(S) p-Terphenyl-d14</i>				69.1	67.6	10.0-120				
<i>(S) Phenol-d5</i>				36.5	46.8	10.0-120				
<i>(S) 2-Fluorophenol</i>				36.3	50.6	12.0-120				
<i>(S) 2,4,6-Tribromophenol</i>				65.8	64.7	10.0-127				

1 Cp

2 Tc

3 Ss

4 Cn

5 Sr

6 Qc

7 Gl

8 Al

9 Sc



Method Blank (MB)

(MB) R3407838-3 05/03/19 08:16

Analyte	MB Result mg/kg	MB Qualifier	MB MDL mg/kg	MB RDL mg/kg
Benzo(a)anthracene	U		0.00600	0.00600
Benzo(a)pyrene	U		0.00600	0.00600
Benzo(b)fluoranthene	U		0.00600	0.00600
Benzo(k)fluoranthene	U		0.00600	0.00600
Chrysene	U		0.00600	0.00600
Dibenz(a,h)anthracene	U		0.00600	0.00600
Indeno(1,2,3-cd)pyrene	U		0.00600	0.00600
(S) Nitrobenzene-d5	83.3			14.0-149
(S) 2-Fluorobiphenyl	79.4			34.0-125
(S) p-Terphenyl-d14	79.3			23.0-120

¹ Cp

² Tc

³ Ss

⁴ Cn

⁵ Sr

⁶ Qc

⁷ Gl

⁸ Al

⁹ Sc

Laboratory Control Sample (LCS) • Laboratory Control Sample Duplicate (LCSD)

(LCS) R3407838-1 05/03/19 07:34 • (LCSD) R3407838-2 05/03/19 07:55

Analyte	Spike Amount mg/kg	LCS Result mg/kg	LCSD Result mg/kg	LCS Rec. %	LCSD Rec. %	Rec. Limits %	LCS Qualifier	LCSD Qualifier	RPD %	RPD Limits %
Benzo(a)anthracene	0.0800	0.0600	0.0599	75.0	74.9	45.0-120			0.167	20
Benzo(a)pyrene	0.0800	0.0538	0.0525	67.3	65.6	42.0-120			2.45	20
Benzo(b)fluoranthene	0.0800	0.0533	0.0539	66.6	67.4	42.0-121			1.12	20
Benzo(k)fluoranthene	0.0800	0.0557	0.0537	69.6	67.1	49.0-125			3.66	20
Chrysene	0.0800	0.0538	0.0541	67.3	67.6	49.0-122			0.556	20
Dibenz(a,h)anthracene	0.0800	0.0565	0.0564	70.6	70.5	47.0-125			0.177	20
Indeno(1,2,3-cd)pyrene	0.0800	0.0573	0.0570	71.6	71.3	46.0-125			0.525	20
(S) Nitrobenzene-d5				82.5	83.6	14.0-149				
(S) 2-Fluorobiphenyl				76.6	77.5	34.0-125				
(S) p-Terphenyl-d14				78.1	78.5	23.0-120				

L1093416-01 Original Sample (OS) • Matrix Spike (MS) • Matrix Spike Duplicate (MSD)

(OS) L1093416-01 05/03/19 13:31 • (MS) R3407838-4 05/03/19 13:52 • (MSD) R3407838-5 05/03/19 14:13

Analyte	Spike Amount mg/kg	Original Result mg/kg	MS Result mg/kg	MSD Result mg/kg	MS Rec. %	MSD Rec. %	Dilution	Rec. Limits %	MS Qualifier	MSD Qualifier	RPD %	RPD Limits %
Benzo(a)anthracene	0.0800	0.100	0.0696	0.0615	0.000	0.000	10	10.0-139	J6	J6	12.4	30
Benzo(a)pyrene	0.0800	0.118	0.0677	0.0607	0.000	0.000	10	10.0-141	J6	J6	10.9	31
Benzo(b)fluoranthene	0.0800	0.159	0.0850	0.0685	0.000	0.000	10	10.0-140	J6	J6	21.5	36
Benzo(k)fluoranthene	0.0800	ND	0.0601	0.0558	15.5	10.1	10	10.0-137			7.42	31
Chrysene	0.0800	0.105	0.0754	0.0667	0.000	0.000	10	10.0-145	J6	J6	12.2	30
Dibenz(a,h)anthracene	0.0800	ND	0.0625	0.0540	50.0	39.4	10	10.0-132			14.6	31
Indeno(1,2,3-cd)pyrene	0.0800	0.0730	0.0678	0.0595	0.000	0.000	10	10.0-137	J6	J6	13.0	32



L1093416-01 Original Sample (OS) • Matrix Spike (MS) • Matrix Spike Duplicate (MSD)

(OS) L1093416-01 05/03/19 13:31 • (MS) R3407838-4 05/03/19 13:52 • (MSD) R3407838-5 05/03/19 14:13

Analyte	Spike Amount mg/kg	Original Result mg/kg	MS Result mg/kg	MSD Result mg/kg	MS Rec. %	MSD Rec. %	Dilution	Rec. Limits %	MS Qualifier	MSD Qualifier	RPD %	RPD Limits %
(S) Nitrobenzene-d5					84.3	126		14.0-149				
(S) 2-Fluorobiphenyl					122	120		34.0-125				
(S) p-Terphenyl-d14					84.5	76.9		23.0-120				

- 1 Cp
- 2 Tc
- 3 Ss
- 4 Cn
- 5 Sr
- 6 Qc
- 7 Gl
- 8 Al
- 9 Sc



Method Blank (MB)

(MB) R3408716-2 05/07/19 08:27

Analyte	MB Result mg/kg	MB Qualifier	MB MDL mg/kg	MB RDL mg/kg
Benzo(a)anthracene	U		0.000600	0.00600
Benzo(a)pyrene	U		0.000600	0.00600
Benzo(b)fluoranthene	U		0.000600	0.00600
Benzo(k)fluoranthene	U		0.000600	0.00600
Chrysene	U		0.000600	0.00600
Dibenz(a,h)anthracene	U		0.000600	0.00600
Indeno(1,2,3-cd)pyrene	U		0.000600	0.00600
(S) Nitrobenzene-d5	111			14.0-149
(S) 2-Fluorobiphenyl	106			34.0-125
(S) p-Terphenyl-d14	111			23.0-120

Laboratory Control Sample (LCS)

(LCS) R3408716-1 05/07/19 08:06

Analyte	Spike Amount mg/kg	LCS Result mg/kg	LCS Rec. %	Rec. Limits %	LCS Qualifier
Benzo(a)anthracene	0.0800	0.0638	79.8	45.0-120	
Benzo(a)pyrene	0.0800	0.0674	84.3	42.0-120	
Benzo(b)fluoranthene	0.0800	0.0628	78.5	42.0-121	
Benzo(k)fluoranthene	0.0800	0.0808	101	49.0-125	
Chrysene	0.0800	0.0739	92.4	49.0-122	
Dibenz(a,h)anthracene	0.0800	0.0649	81.1	47.0-125	
Indeno(1,2,3-cd)pyrene	0.0800	0.0653	81.6	46.0-125	
(S) Nitrobenzene-d5			109	14.0-149	
(S) 2-Fluorobiphenyl			101	34.0-125	
(S) p-Terphenyl-d14			104	23.0-120	

1 Cp

2 Tc

3 Ss

4 Cn

5 Sr

6 Qc

7 Gl

8 Al

9 Sc



Guide to Reading and Understanding Your Laboratory Report

The information below is designed to better explain the various terms used in your report of analytical results from the Laboratory. This is not intended as a comprehensive explanation, and if you have additional questions please contact your project representative.

Abbreviations and Definitions

(dry)	Results are reported based on the dry weight of the sample. [this will only be present on a dry report basis for soils].
MDL	Method Detection Limit.
MDL (dry)	Method Detection Limit.
ND	Not detected at the Reporting Limit (or MDL where applicable).
RDL	Reported Detection Limit.
RDL (dry)	Reported Detection Limit.
Rec.	Recovery.
RPD	Relative Percent Difference.
SDG	Sample Delivery Group.
(S)	Surrogate (Surrogate Standard) - Analytes added to every blank, sample, Laboratory Control Sample/Duplicate and Matrix Spike/Duplicate; used to evaluate analytical efficiency by measuring recovery. Surrogates are not expected to be detected in all environmental media.
U	Not detected at the Reporting Limit (or MDL where applicable).
Analyte	The name of the particular compound or analysis performed. Some Analyses and Methods will have multiple analytes reported.
Dilution	If the sample matrix contains an interfering material, the sample preparation volume or weight values differ from the standard, or if concentrations of analytes in the sample are higher than the highest limit of concentration that the laboratory can accurately report, the sample may be diluted for analysis. If a value different than 1 is used in this field, the result reported has already been corrected for this factor.
Limits	These are the target % recovery ranges or % difference value that the laboratory has historically determined as normal for the method and analyte being reported. Successful QC Sample analysis will target all analytes recovered or duplicated within these ranges.
Original Sample	The non-spiked sample in the prep batch used to determine the Relative Percent Difference (RPD) from a quality control sample. The Original Sample may not be included within the reported SDG.
Qualifier	This column provides a letter and/or number designation that corresponds to additional information concerning the result reported. If a Qualifier is present, a definition per Qualifier is provided within the Glossary and Definitions page and potentially a discussion of possible implications of the Qualifier in the Case Narrative if applicable.
Result	The actual analytical final result (corrected for any sample specific characteristics) reported for your sample. If there was no measurable result returned for a specific analyte, the result in this column may state "ND" (Not Detected) or "BDL" (Below Detectable Levels). The information in the results column should always be accompanied by either an MDL (Method Detection Limit) or RDL (Reporting Detection Limit) that defines the lowest value that the laboratory could detect or report for this analyte.
Uncertainty (Radiochemistry)	Confidence level of 2 sigma.
Case Narrative (Cn)	A brief discussion about the included sample results, including a discussion of any non-conformances to protocol observed either at sample receipt by the laboratory from the field or during the analytical process. If present, there will be a section in the Case Narrative to discuss the meaning of any data qualifiers used in the report.
Quality Control Summary (Qc)	This section of the report includes the results of the laboratory quality control analyses required by procedure or analytical methods to assist in evaluating the validity of the results reported for your samples. These analyses are not being performed on your samples typically, but on laboratory generated material.
Sample Chain of Custody (Sc)	This is the document created in the field when your samples were initially collected. This is used to verify the time and date of collection, the person collecting the samples, and the analyses that the laboratory is requested to perform. This chain of custody also documents all persons (excluding commercial shippers) that have had control or possession of the samples from the time of collection until delivery to the laboratory for analysis.
Sample Results (Sr)	This section of your report will provide the results of all testing performed on your samples. These results are provided by sample ID and are separated by the analyses performed on each sample. The header line of each analysis section for each sample will provide the name and method number for the analysis reported.
Sample Summary (Ss)	This section of the Analytical Report defines the specific analyses performed for each sample ID, including the dates and times of preparation and/or analysis.

- 1 Cp
- 2 Tc
- 3 Ss
- 4 Cn
- 5 Sr
- 6 Qc
- 7 Gl
- 8 Al
- 9 Sc

Qualifier	Description
J	The identification of the analyte is acceptable; the reported value is an estimate.
J0	J0: The identification of the analyte is acceptable, but the reported concentration is an estimate. The calibration method criteria.
J3	The associated batch QC was outside the established quality control range for precision.
J4	The associated batch QC was outside the established quality control range for accuracy.
J6	The sample matrix interfered with the ability to make any accurate determination; spike value is low.



Pace National is the only environmental laboratory accredited/certified to support your work nationwide from one location. One phone call, one point of contact, one laboratory. No other lab is as accessible or prepared to handle your needs throughout the country. Our capacity and capability from our single location laboratory is comparable to the collective totals of the network laboratories in our industry. The most significant benefit to our one location design is the design of our laboratory campus. The model is conducive to accelerated productivity, decreasing turn-around time, and preventing cross contamination, thus protecting sample integrity. Our focus on premium quality and prompt service allows us to be YOUR LAB OF CHOICE.

* Not all certifications held by the laboratory are applicable to the results reported in the attached report.
 * Accreditation is only applicable to the test methods specified on each scope of accreditation held by Pace National.

State Accreditations

Alabama	40660	Nebraska	NE-OS-15-05
Alaska	17-026	Nevada	TN-03-2002-34
Arizona	AZ0612	New Hampshire	2975
Arkansas	88-0469	New Jersey-NELAP	TN002
California	2932	New Mexico ¹	n/a
Colorado	TN00003	New York	11742
Connecticut	PH-0197	North Carolina	Env375
Florida	E87487	North Carolina ¹	DW21704
Georgia	NELAP	North Carolina ³	41
Georgia ¹	923	North Dakota	R-140
Idaho	TN00003	Ohio-VAP	CL0069
Illinois	200008	Oklahoma	9915
Indiana	C-TN-01	Oregon	TN200002
Iowa	364	Pennsylvania	68-02979
Kansas	E-10277	Rhode Island	LA000356
Kentucky ^{1,6}	90010	South Carolina	84004
Kentucky ²	16	South Dakota	n/a
Louisiana	AI30792	Tennessee ^{1,4}	2006
Louisiana ¹	LA180010	Texas	T104704245-18-15
Maine	TN0002	Texas ⁵	LAB0152
Maryland	324	Utah	TN00003
Massachusetts	M-TN003	Vermont	VT2006
Michigan	9958	Virginia	460132
Minnesota	047-999-395	Washington	C847
Mississippi	TN00003	West Virginia	233
Missouri	340	Wisconsin	9980939910
Montana	CERT0086	Wyoming	A2LA

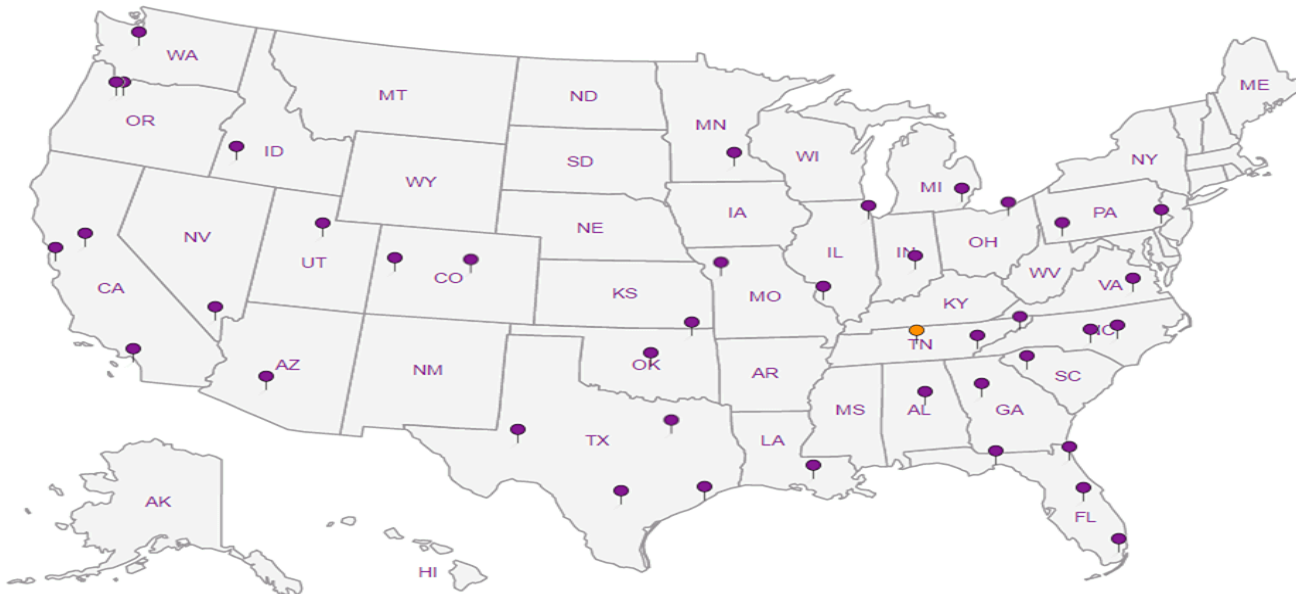
Third Party Federal Accreditations

A2LA – ISO 17025	1461.01	AIHA-LAP,LLC EMLAP	100789
A2LA – ISO 17025 ⁵	1461.02	DOD	1461.01
Canada	1461.01	USDA	P330-15-00234
EPA-Crypto	TN00003		

¹ Drinking Water ² Underground Storage Tanks ³ Aquatic Toxicity ⁴ Chemical/Microbiological ⁵ Mold ⁶ Wastewater n/a Accreditation not applicable

Our Locations

Pace National has sixty-four client support centers that provide sample pickup and/or the delivery of sampling supplies. If you would like assistance from one of our support offices, please contact our main office. Pace National performs all testing at our central laboratory.



1 Cp

2 Tc

3 Ss

4 Cn

5 Sr

6 Qc

7 Gl


8 Al

9 Sc

SLR International Corp. - West Linn, OR

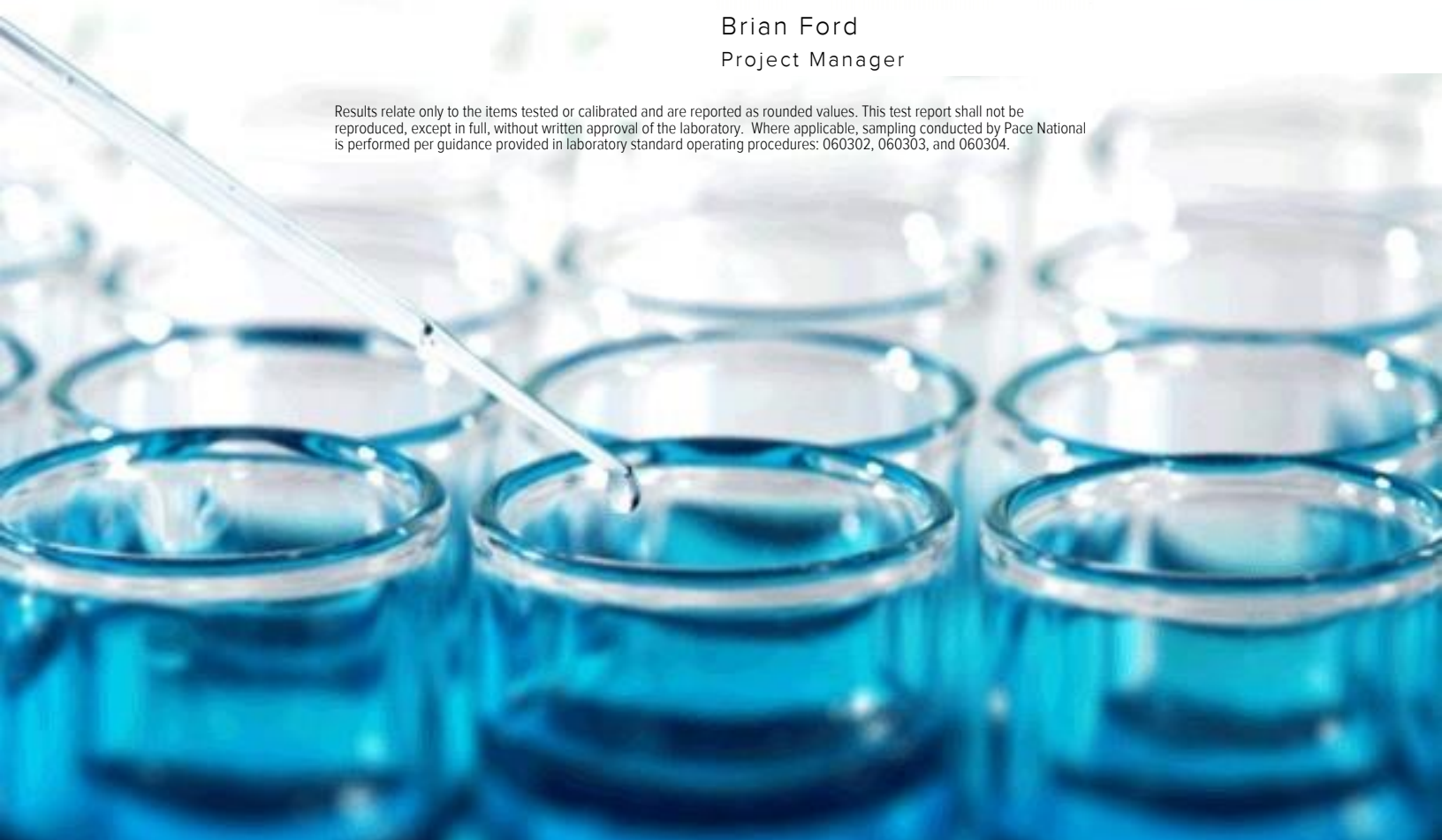
Sample Delivery Group: L1096002
Samples Received: 05/07/2019
Project Number: 108.00228.00059
Description: Nord Door
Site: EVERETT, WA
Report To: Chris Kramer
1800 Blankenship Road, Suite 440
West Linn, OR 97068

Entire Report Reviewed By:



Brian Ford
Project Manager

Results relate only to the items tested or calibrated and are reported as rounded values. This test report shall not be reproduced, except in full, without written approval of the laboratory. Where applicable, sampling conducted by Pace National is performed per guidance provided in laboratory standard operating procedures: 060302, 060303, and 060304.





Cp: Cover Page	1
Tc: Table of Contents	2
Ss: Sample Summary	3
Cn: Case Narrative	5
Sr: Sample Results	6
MW-11A-0519 L1096002-01	6
MW-11B-0519 L1096002-02	9
MW-12-0519 L1096002-03	12
MW-13-0519 L1096002-04	14
MW-14-0519 L1096002-05	16
MW-16-0519 L1096002-06	18
MW-17-0519 L1096002-07	20
MW-15-0519 L1096002-08	24
Qc: Quality Control Summary	25
Mercury by Method 7470A	25
Metals (ICPMS) by Method 6020B	27
Volatile Organic Compounds (GC/MS) by Method 8260C	29
Semi-Volatile Organic Compounds (GC) by Method NWTPHDX-NO SGT	33
Semi Volatile Organic Compounds (GC/MS) by Method 8270D	34
Gl: Glossary of Terms	43
Al: Accreditations & Locations	44
Sc: Sample Chain of Custody	45

1 Cp
2 Tc
3 Ss
4 Cn
5 Sr
6 Qc
7 Gl
8 Al
9 Sc

SAMPLE SUMMARY



MW-11A-0519 L1096002-01 GW

Collected by: Steven L.
 Collected date/time: 05/03/19 15:37
 Received date/time: 05/07/19 08:45

Method	Batch	Dilution	Preparation date/time	Analysis date/time	Analyst	Location
Mercury by Method 7470A	WG1277537	1	05/07/19 21:00	05/08/19 10:13	SD	Mt. Juliet, TN
Metals (ICPMS) by Method 6020B	WG1279590	1	05/13/19 15:03	05/14/19 15:58	LD	Mt. Juliet, TN
Metals (ICPMS) by Method 6020B	WG1279590	1	05/13/19 15:03	05/15/19 15:43	LD	Mt. Juliet, TN
Volatile Organic Compounds (GC/MS) by Method 8260C	WG1279226	1	05/10/19 13:47	05/10/19 13:47	ACG	Mt. Juliet, TN
Semi Volatile Organic Compounds (GC/MS) by Method 8270D	WG1277353	1	05/09/19 07:50	05/10/19 05:05	AO	Mt. Juliet, TN

1
Cp

2
Tc

3
Ss

4
Cn

5
Sr

6
Qc

7
Gl

8
Al

9
Sc

MW-11B-0519 L1096002-02 GW

Collected by: Steven L.
 Collected date/time: 05/03/19 16:17
 Received date/time: 05/07/19 08:45

Method	Batch	Dilution	Preparation date/time	Analysis date/time	Analyst	Location
Volatile Organic Compounds (GC/MS) by Method 8260C	WG1279226	1	05/10/19 14:08	05/10/19 14:08	ACG	Mt. Juliet, TN
Semi-Volatile Organic Compounds (GC) by Method NWTPHDX-NO SGT	WG1278026	1	05/08/19 17:50	05/11/19 00:43	SHG	Mt. Juliet, TN
Semi Volatile Organic Compounds (GC/MS) by Method 8270D	WG1277353	1	05/09/19 07:50	05/10/19 05:26	AO	Mt. Juliet, TN

MW-12-0519 L1096002-03 GW

Collected by: Steven L.
 Collected date/time: 05/03/19 11:20
 Received date/time: 05/07/19 08:45

Method	Batch	Dilution	Preparation date/time	Analysis date/time	Analyst	Location
Mercury by Method 7470A	WG1277537	1	05/07/19 21:00	05/08/19 10:16	SD	Mt. Juliet, TN
Metals (ICPMS) by Method 6020B	WG1279590	1	05/13/19 15:03	05/14/19 16:17	LD	Mt. Juliet, TN
Metals (ICPMS) by Method 6020B	WG1279590	1	05/13/19 15:03	05/15/19 16:02	LD	Mt. Juliet, TN
Volatile Organic Compounds (GC/MS) by Method 8260C	WG1279226	1	05/10/19 14:29	05/10/19 14:29	ACG	Mt. Juliet, TN

MW-13-0519 L1096002-04 GW

Collected by: Steven L.
 Collected date/time: 05/03/19 10:25
 Received date/time: 05/07/19 08:45

Method	Batch	Dilution	Preparation date/time	Analysis date/time	Analyst	Location
Mercury by Method 7470A	WG1277537	1	05/07/19 21:00	05/08/19 10:26	SD	Mt. Juliet, TN
Metals (ICPMS) by Method 6020B	WG1279590	1	05/13/19 15:03	05/14/19 16:21	LD	Mt. Juliet, TN
Metals (ICPMS) by Method 6020B	WG1279590	1	05/13/19 15:03	05/15/19 16:06	LD	Mt. Juliet, TN
Semi Volatile Organic Compounds (GC/MS) by Method 8270D	WG1278048	1	05/09/19 07:30	05/10/19 00:37	AO	Mt. Juliet, TN

MW-14-0519 L1096002-05 GW

Collected by: Steven L.
 Collected date/time: 05/03/19 12:07
 Received date/time: 05/07/19 08:45

Method	Batch	Dilution	Preparation date/time	Analysis date/time	Analyst	Location
Mercury by Method 7470A	WG1277537	1	05/07/19 21:00	05/08/19 10:28	SD	Mt. Juliet, TN
Metals (ICPMS) by Method 6020B	WG1279590	1	05/13/19 15:03	05/14/19 16:26	LD	Mt. Juliet, TN
Metals (ICPMS) by Method 6020B	WG1279590	1	05/13/19 15:03	05/15/19 16:11	LD	Mt. Juliet, TN
Semi Volatile Organic Compounds (GC/MS) by Method 8270D	WG1278048	1	05/09/19 07:30	05/10/19 00:58	AO	Mt. Juliet, TN

MW-16-0519 L1096002-06 GW

Collected by: Steven L.
 Collected date/time: 05/03/19 13:57
 Received date/time: 05/07/19 08:45

Method	Batch	Dilution	Preparation date/time	Analysis date/time	Analyst	Location
Mercury by Method 7470A	WG1277537	1	05/07/19 21:00	05/08/19 10:30	SD	Mt. Juliet, TN
Metals (ICPMS) by Method 6020B	WG1279590	1	05/13/19 15:03	05/14/19 16:43	LD	Mt. Juliet, TN
Metals (ICPMS) by Method 6020B	WG1279590	1	05/13/19 15:03	05/15/19 16:24	LD	Mt. Juliet, TN
Semi Volatile Organic Compounds (GC/MS) by Method 8270D	WG1278048	1	05/09/19 07:30	05/10/19 01:19	AO	Mt. Juliet, TN

SAMPLE SUMMARY

MW-17-0519 L1096002-07 GW

Collected by: Steven L.
 Collected date/time: 05/03/19 14:44
 Received date/time: 05/07/19 08:45

Method	Batch	Dilution	Preparation date/time	Analysis date/time	Analyst	Location
Mercury by Method 7470A	WG1277537	1	05/07/19 21:00	05/08/19 10:33	SD	Mt. Juliet, TN
Metals (ICPMS) by Method 6020B	WG1279590	1	05/13/19 15:03	05/14/19 16:48	LD	Mt. Juliet, TN
Metals (ICPMS) by Method 6020B	WG1279590	1	05/13/19 15:03	05/15/19 16:29	LD	Mt. Juliet, TN
Volatile Organic Compounds (GC/MS) by Method 8260C	WG1279226	1	05/10/19 14:50	05/10/19 14:50	ACG	Mt. Juliet, TN
Semi-Volatile Organic Compounds (GC) by Method NWTPHDX-NO SGT	WG1278026	1	05/08/19 17:50	05/11/19 01:05	SHG	Mt. Juliet, TN
Semi Volatile Organic Compounds (GC/MS) by Method 8270D	WG1278048	1	05/09/19 07:30	05/10/19 01:39	AO	Mt. Juliet, TN

- 1 Cp
- 2 Tc
- 3 Ss
- 4 Cn
- 5 Sr
- 6 Qc
- 7 Gl
- 8 Al
- 9 Sc

MW-15-0519 L1096002-08 GW

Collected by: Steven L.
 Collected date/time: 05/03/19 13:15
 Received date/time: 05/07/19 08:45

Method	Batch	Dilution	Preparation date/time	Analysis date/time	Analyst	Location
Mercury by Method 7470A	WG1278941	1	05/10/19 08:11	05/12/19 12:08	TCT	Mt. Juliet, TN
Metals (ICPMS) by Method 6020B	WG1279590	1	05/13/19 15:03	05/14/19 16:52	LD	Mt. Juliet, TN
Metals (ICPMS) by Method 6020B	WG1279590	1	05/13/19 15:03	05/15/19 16:34	LD	Mt. Juliet, TN



All sample aliquots were received at the correct temperature, in the proper containers, with the appropriate preservatives, and within method specified holding times, unless qualified or notated within the report. Where applicable, all MDL (LOD) and RDL (LOQ) values reported for environmental samples have been corrected for the dilution factor used in the analysis. All Method and Batch Quality Control are within established criteria except where addressed in this case narrative, a non-conformance form or properly qualified within the sample results. By my digital signature below, I affirm to the best of my knowledge, all problems/anomalies observed by the laboratory as having the potential to affect the quality of the data have been identified by the laboratory, and no information or data have been knowingly withheld that would affect the quality of the data.

Brian Ford
Project Manager

Sample Handling and Receiving

The following analysis were performed from an unpreserved, insufficiently or inadequately preserved sample.

<u>Lab Sample ID</u>	<u>Project Sample ID</u>	<u>Method</u>
L1096002-08	MW-15-0519	6020B

- 1 Cp
- 2 Tc
- 3 Ss
- 4 Cn
- 5 Sr
- 6 Qc
- 7 Gl
- 8 Al
- 9 Sc



Mercury by Method 7470A

Analyte	Result	Qualifier	MDL	RDL	Dilution	Analysis	Batch
	ug/l		ug/l	ug/l		date / time	
Mercury	U		0.0490	0.200	1	05/08/2019 10:13	WG1277537

Metals (ICPMS) by Method 6020B

Analyte	Result	Qualifier	MDL	RDL	Dilution	Analysis	Batch
	ug/l		ug/l	ug/l		date / time	
Antimony	U		0.754	2.00	1	05/15/2019 15:43	WG1279590
Arsenic	5.95	J6	0.250	2.00	1	05/14/2019 15:58	WG1279590
Beryllium	U		0.120	2.00	1	05/14/2019 15:58	WG1279590
Cadmium	U		0.160	1.00	1	05/14/2019 15:58	WG1279590
Chromium	20.5	J6 O1	0.540	2.00	1	05/14/2019 15:58	WG1279590
Copper	6.34	B O1	0.520	5.00	1	05/14/2019 15:58	WG1279590
Lead	1.01	J	0.240	2.00	1	05/14/2019 15:58	WG1279590
Nickel	4.17		0.350	2.00	1	05/14/2019 15:58	WG1279590
Selenium	0.490	B J	0.380	2.00	1	05/14/2019 15:58	WG1279590
Silver	U		0.310	2.00	1	05/14/2019 15:58	WG1279590
Thallium	U		0.190	2.00	1	05/14/2019 15:58	WG1279590
Zinc	6.85	B J O1	2.56	25.0	1	05/14/2019 15:58	WG1279590

Volatile Organic Compounds (GC/MS) by Method 8260C

Analyte	Result	Qualifier	MDL	RDL	Dilution	Analysis	Batch
	ug/l		ug/l	ug/l		date / time	
Acetone	1.97	J	1.05	25.0	1	05/10/2019 13:47	WG1279226
Acrylonitrile	U		0.873	5.00	1	05/10/2019 13:47	WG1279226
Benzene	U		0.0896	0.500	1	05/10/2019 13:47	WG1279226
Bromobenzene	U		0.133	0.500	1	05/10/2019 13:47	WG1279226
Bromodichloromethane	U		0.0800	0.500	1	05/10/2019 13:47	WG1279226
Bromochloromethane	U		0.145	0.500	1	05/10/2019 13:47	WG1279226
Bromoform	U		0.186	0.500	1	05/10/2019 13:47	WG1279226
Bromomethane	U		0.157	2.50	1	05/10/2019 13:47	WG1279226
n-Butylbenzene	U		0.143	0.500	1	05/10/2019 13:47	WG1279226
sec-Butylbenzene	U		0.134	0.500	1	05/10/2019 13:47	WG1279226
tert-Butylbenzene	U		0.183	0.500	1	05/10/2019 13:47	WG1279226
Carbon disulfide	U		0.101	0.500	1	05/10/2019 13:47	WG1279226
Carbon tetrachloride	U		0.159	0.500	1	05/10/2019 13:47	WG1279226
Chlorobenzene	U		0.140	0.500	1	05/10/2019 13:47	WG1279226
Chlorodibromomethane	U		0.128	0.500	1	05/10/2019 13:47	WG1279226
Chloroethane	U		0.141	2.50	1	05/10/2019 13:47	WG1279226
Chloroform	U		0.0860	0.500	1	05/10/2019 13:47	WG1279226
Chloromethane	U		0.153	1.25	1	05/10/2019 13:47	WG1279226
2-Chlorotoluene	U		0.111	0.500	1	05/10/2019 13:47	WG1279226
4-Chlorotoluene	U		0.0972	0.500	1	05/10/2019 13:47	WG1279226
1,2-Dibromo-3-Chloropropane	U		0.325	2.50	1	05/10/2019 13:47	WG1279226
1,2-Dibromoethane	U		0.193	0.500	1	05/10/2019 13:47	WG1279226
Dibromomethane	U		0.117	0.500	1	05/10/2019 13:47	WG1279226
1,2-Dichlorobenzene	U		0.101	0.500	1	05/10/2019 13:47	WG1279226
1,3-Dichlorobenzene	U		0.130	0.500	1	05/10/2019 13:47	WG1279226
1,4-Dichlorobenzene	U		0.121	0.500	1	05/10/2019 13:47	WG1279226
Dichlorodifluoromethane	U		0.127	2.50	1	05/10/2019 13:47	WG1279226
1,1-Dichloroethane	U		0.114	0.500	1	05/10/2019 13:47	WG1279226
1,2-Dichloroethane	U		0.108	0.500	1	05/10/2019 13:47	WG1279226
1,1-Dichloroethene	U		0.188	0.500	1	05/10/2019 13:47	WG1279226
cis-1,2-Dichloroethene	U		0.0933	0.500	1	05/10/2019 13:47	WG1279226
trans-1,2-Dichloroethene	U		0.152	0.500	1	05/10/2019 13:47	WG1279226
1,2-Dichloropropane	U		0.190	0.500	1	05/10/2019 13:47	WG1279226
1,1-Dichloropropene	U		0.128	0.500	1	05/10/2019 13:47	WG1279226

1 Cp

2 Tc

3 Ss

4 Cn

5 Sr

6 Qc

7 Gl

8 Al

9 Sc



Collected date/time: 05/03/19 15:37

L1096002

Volatile Organic Compounds (GC/MS) by Method 8260C

Analyte	Result ug/l	Qualifier	MDL ug/l	RDL ug/l	Dilution	Analysis date / time	Batch
1,3-Dichloropropane	U		0.147	1.00	1	05/10/2019 13:47	WG1279226
cis-1,3-Dichloropropene	U		0.0976	0.500	1	05/10/2019 13:47	WG1279226
trans-1,3-Dichloropropene	U		0.222	0.500	1	05/10/2019 13:47	WG1279226
trans-1,4-Dichloro-2-butene	U	<u>JO</u>	0.257	5.00	1	05/10/2019 13:47	WG1279226
2,2-Dichloropropane	U		0.0929	0.500	1	05/10/2019 13:47	WG1279226
Di-isopropyl ether	U		0.0924	0.500	1	05/10/2019 13:47	WG1279226
Ethylbenzene	U		0.158	0.500	1	05/10/2019 13:47	WG1279226
Hexachloro-1,3-butadiene	U		0.157	1.00	1	05/10/2019 13:47	WG1279226
2-Hexanone	U		0.757	5.00	1	05/10/2019 13:47	WG1279226
n-Hexane	U		0.305	5.00	1	05/10/2019 13:47	WG1279226
Iodomethane	U		0.377	10.0	1	05/10/2019 13:47	WG1279226
Isopropylbenzene	U		0.126	0.500	1	05/10/2019 13:47	WG1279226
p-Isopropyltoluene	U		0.138	0.500	1	05/10/2019 13:47	WG1279226
2-Butanone (MEK)	U		1.28	5.00	1	05/10/2019 13:47	WG1279226
Methylene Chloride	U		1.07	2.50	1	05/10/2019 13:47	WG1279226
4-Methyl-2-pentanone (MIBK)	U		0.823	5.00	1	05/10/2019 13:47	WG1279226
Methyl tert-butyl ether	U		0.102	0.500	1	05/10/2019 13:47	WG1279226
Naphthalene	0.188	<u>BJ</u>	0.174	2.50	1	05/10/2019 13:47	WG1279226
n-Propylbenzene	U		0.162	0.500	1	05/10/2019 13:47	WG1279226
Styrene	U		0.117	0.500	1	05/10/2019 13:47	WG1279226
1,1,1,2-Tetrachloroethane	U		0.120	0.500	1	05/10/2019 13:47	WG1279226
1,1,2,2-Tetrachloroethane	U		0.130	0.500	1	05/10/2019 13:47	WG1279226
1,1,2-Trichlorotrifluoroethane	U		0.164	0.500	1	05/10/2019 13:47	WG1279226
Tetrachloroethene	U		0.199	0.500	1	05/10/2019 13:47	WG1279226
Toluene	U		0.412	0.500	1	05/10/2019 13:47	WG1279226
1,2,3-Trichlorobenzene	U		0.164	0.500	1	05/10/2019 13:47	WG1279226
1,2,4-Trichlorobenzene	U		0.355	0.500	1	05/10/2019 13:47	WG1279226
1,1,1-Trichloroethane	U		0.0940	0.500	1	05/10/2019 13:47	WG1279226
1,1,2-Trichloroethane	U		0.186	0.500	1	05/10/2019 13:47	WG1279226
Trichloroethene	U		0.153	0.500	1	05/10/2019 13:47	WG1279226
Trichlorofluoromethane	U		0.130	2.50	1	05/10/2019 13:47	WG1279226
1,2,3-Trichloropropane	U		0.247	2.50	1	05/10/2019 13:47	WG1279226
1,2,4-Trimethylbenzene	0.151	<u>J</u>	0.123	0.500	1	05/10/2019 13:47	WG1279226
1,2,3-Trimethylbenzene	U		0.0739	0.500	1	05/10/2019 13:47	WG1279226
1,3,5-Trimethylbenzene	U		0.124	0.500	1	05/10/2019 13:47	WG1279226
Vinyl acetate	U	<u>JO</u>	0.645	5.00	1	05/10/2019 13:47	WG1279226
Vinyl chloride	U		0.118	0.500	1	05/10/2019 13:47	WG1279226
Xylenes, Total	U		0.316	1.50	1	05/10/2019 13:47	WG1279226
(S) Toluene-d8	94.1			80.0-120		05/10/2019 13:47	WG1279226
(S) 4-Bromofluorobenzene	112			77.0-126		05/10/2019 13:47	WG1279226
(S) 1,2-Dichloroethane-d4	103			70.0-130		05/10/2019 13:47	WG1279226

1 Cp

2 Tc

3 Ss

4 Cn

5 Sr

6 Qc

7 Gl

8 Al

9 Sc

Semi Volatile Organic Compounds (GC/MS) by Method 8270D

Analyte	Result ug/l	Qualifier	MDL ug/l	RDL ug/l	Dilution	Analysis date / time	Batch
Acenaphthene	32.0		0.316	1.00	1	05/10/2019 05:05	WG1277353
Acenaphthylene	U		0.309	1.00	1	05/10/2019 05:05	WG1277353
Anthracene	U		0.291	1.00	1	05/10/2019 05:05	WG1277353
Benzo(a)anthracene	U		0.0975	1.00	1	05/10/2019 05:05	WG1277353
Benzo(b)fluoranthene	U		0.0896	1.00	1	05/10/2019 05:05	WG1277353
Benzo(k)fluoranthene	U		0.355	1.00	1	05/10/2019 05:05	WG1277353
Benzo(g,h,i)perylene	U		0.161	1.00	1	05/10/2019 05:05	WG1277353
Benzo(a)pyrene	U		0.340	1.00	1	05/10/2019 05:05	WG1277353
Bis(2-chloroethoxy)methane	U		0.329	10.0	1	05/10/2019 05:05	WG1277353
Bis(2-chloroethyl)ether	U		1.62	10.0	1	05/10/2019 05:05	WG1277353
Bis(2-chloroisopropyl)ether	U		0.445	10.0	1	05/10/2019 05:05	WG1277353



Semi Volatile Organic Compounds (GC/MS) by Method 8270D

Analyte	Result	Qualifier	MDL	RDL	Dilution	Analysis	Batch
	ug/l		ug/l	ug/l		date / time	
4-Bromophenyl-phenylether	U		0.335	10.0	1	05/10/2019 05:05	WG1277353
2-Chloronaphthalene	U		0.330	1.00	1	05/10/2019 05:05	WG1277353
4-Chlorophenyl-phenylether	U		0.303	10.0	1	05/10/2019 05:05	WG1277353
Chrysene	U		0.332	1.00	1	05/10/2019 05:05	WG1277353
Dibenz(a,h)anthracene	U		0.279	1.00	1	05/10/2019 05:05	WG1277353
3,3-Dichlorobenzidine	U		2.02	10.0	1	05/10/2019 05:05	WG1277353
2,4-Dinitrotoluene	U		1.65	10.0	1	05/10/2019 05:05	WG1277353
2,6-Dinitrotoluene	U		0.279	10.0	1	05/10/2019 05:05	WG1277353
Fluoranthene	U		0.310	1.00	1	05/10/2019 05:05	WG1277353
Fluorene	19.1		0.323	1.00	1	05/10/2019 05:05	WG1277353
Hexachlorobenzene	U		0.341	1.00	1	05/10/2019 05:05	WG1277353
Hexachloro-1,3-butadiene	U	J4	0.329	10.0	1	05/10/2019 05:05	WG1277353
Hexachlorocyclopentadiene	U		2.33	10.0	1	05/10/2019 05:05	WG1277353
Hexachloroethane	U	J4	0.365	10.0	1	05/10/2019 05:05	WG1277353
Indeno(1,2,3-cd)pyrene	U		0.279	1.00	1	05/10/2019 05:05	WG1277353
Isophorone	U		0.272	10.0	1	05/10/2019 05:05	WG1277353
Naphthalene	U		0.372	1.00	1	05/10/2019 05:05	WG1277353
Nitrobenzene	U		0.367	10.0	1	05/10/2019 05:05	WG1277353
n-Nitrosodimethylamine	U		1.26	10.0	1	05/10/2019 05:05	WG1277353
n-Nitrosodiphenylamine	U		1.19	10.0	1	05/10/2019 05:05	WG1277353
n-Nitrosodi-n-propylamine	U		0.403	10.0	1	05/10/2019 05:05	WG1277353
Phenanthrene	14.1		0.366	1.00	1	05/10/2019 05:05	WG1277353
Pyridine	U		1.37	10.0	1	05/10/2019 05:05	WG1277353
Benzylbutyl phthalate	U		0.275	3.00	1	05/10/2019 05:05	WG1277353
Bis(2-ethylhexyl)phthalate	U		0.709	3.00	1	05/10/2019 05:05	WG1277353
Di-n-butyl phthalate	U		0.266	3.00	1	05/10/2019 05:05	WG1277353
Diethyl phthalate	U		0.282	3.00	1	05/10/2019 05:05	WG1277353
Dimethyl phthalate	U		0.283	3.00	1	05/10/2019 05:05	WG1277353
Di-n-octyl phthalate	U		0.278	3.00	1	05/10/2019 05:05	WG1277353
Pyrene	U		0.330	1.00	1	05/10/2019 05:05	WG1277353
1,2,4-Trichlorobenzene	U		0.355	10.0	1	05/10/2019 05:05	WG1277353
4-Chloro-3-methylphenol	U		0.263	10.0	1	05/10/2019 05:05	WG1277353
2-Chlorophenol	U		0.283	10.0	1	05/10/2019 05:05	WG1277353
2,4-Dichlorophenol	U		0.284	10.0	1	05/10/2019 05:05	WG1277353
2,4-Dimethylphenol	U		0.264	10.0	1	05/10/2019 05:05	WG1277353
4,6-Dinitro-2-methylphenol	U		2.62	10.0	1	05/10/2019 05:05	WG1277353
2,4-Dinitrophenol	U		3.25	10.0	1	05/10/2019 05:05	WG1277353
2-Methylphenol	U		0.312	10.0	1	05/10/2019 05:05	WG1277353
3&4-Methyl Phenol	U		0.266	10.0	1	05/10/2019 05:05	WG1277353
2-Nitrophenol	U		0.320	10.0	1	05/10/2019 05:05	WG1277353
4-Nitrophenol	U		2.01	10.0	1	05/10/2019 05:05	WG1277353
Pentachlorophenol	U		0.313	10.0	1	05/10/2019 05:05	WG1277353
Phenol	1.29	J	0.334	10.0	1	05/10/2019 05:05	WG1277353
2,4,6-Trichlorophenol	U		0.297	10.0	1	05/10/2019 05:05	WG1277353
2,4,5-Trichlorophenol	U		0.236	10.0	1	05/10/2019 05:05	WG1277353
(S) 2-Fluorophenol	16.9			10.0-120		05/10/2019 05:05	WG1277353
(S) Phenol-d5	13.7			10.0-120		05/10/2019 05:05	WG1277353
(S) Nitrobenzene-d5	22.8			10.0-127		05/10/2019 05:05	WG1277353
(S) 2-Fluorobiphenyl	34.1			10.0-130		05/10/2019 05:05	WG1277353
(S) 2,4,6-Tribromophenol	45.6			10.0-155		05/10/2019 05:05	WG1277353
(S) p-Terphenyl-d14	48.7			10.0-128		05/10/2019 05:05	WG1277353

1 Cp

2 Tc

3 Ss

4 Cn

5 Sr

6 Qc

7 Gl

8 Al

9 Sc



Volatile Organic Compounds (GC/MS) by Method 8260C

Analyte	Result	Qualifier	MDL	RDL	Dilution	Analysis	Batch
	ug/l		ug/l	ug/l		date / time	
Acetone	4.20	<u>J</u>	1.05	25.0	1	05/10/2019 14:08	WG1279226
Acrylonitrile	U		0.873	5.00	1	05/10/2019 14:08	WG1279226
Benzene	U		0.0896	0.500	1	05/10/2019 14:08	WG1279226
Bromobenzene	U		0.133	0.500	1	05/10/2019 14:08	WG1279226
Bromodichloromethane	U		0.0800	0.500	1	05/10/2019 14:08	WG1279226
Bromochloromethane	U		0.145	0.500	1	05/10/2019 14:08	WG1279226
Bromoform	U		0.186	0.500	1	05/10/2019 14:08	WG1279226
Bromomethane	U		0.157	2.50	1	05/10/2019 14:08	WG1279226
n-Butylbenzene	U		0.143	0.500	1	05/10/2019 14:08	WG1279226
sec-Butylbenzene	U		0.134	0.500	1	05/10/2019 14:08	WG1279226
tert-Butylbenzene	U		0.183	0.500	1	05/10/2019 14:08	WG1279226
Carbon disulfide	U		0.101	0.500	1	05/10/2019 14:08	WG1279226
Carbon tetrachloride	U		0.159	0.500	1	05/10/2019 14:08	WG1279226
Chlorobenzene	U		0.140	0.500	1	05/10/2019 14:08	WG1279226
Chlorodibromomethane	U		0.128	0.500	1	05/10/2019 14:08	WG1279226
Chloroethane	U		0.141	2.50	1	05/10/2019 14:08	WG1279226
Chloroform	1.32		0.0860	0.500	1	05/10/2019 14:08	WG1279226
Chloromethane	U		0.153	1.25	1	05/10/2019 14:08	WG1279226
2-Chlorotoluene	U		0.111	0.500	1	05/10/2019 14:08	WG1279226
4-Chlorotoluene	U		0.0972	0.500	1	05/10/2019 14:08	WG1279226
1,2-Dibromo-3-Chloropropane	U		0.325	2.50	1	05/10/2019 14:08	WG1279226
1,2-Dibromoethane	U		0.193	0.500	1	05/10/2019 14:08	WG1279226
Dibromomethane	U		0.117	0.500	1	05/10/2019 14:08	WG1279226
1,2-Dichlorobenzene	U		0.101	0.500	1	05/10/2019 14:08	WG1279226
1,3-Dichlorobenzene	U		0.130	0.500	1	05/10/2019 14:08	WG1279226
1,4-Dichlorobenzene	U		0.121	0.500	1	05/10/2019 14:08	WG1279226
Dichlorodifluoromethane	U		0.127	2.50	1	05/10/2019 14:08	WG1279226
1,1-Dichloroethane	U		0.114	0.500	1	05/10/2019 14:08	WG1279226
1,2-Dichloroethane	U		0.108	0.500	1	05/10/2019 14:08	WG1279226
1,1-Dichloroethene	U		0.188	0.500	1	05/10/2019 14:08	WG1279226
cis-1,2-Dichloroethene	U		0.0933	0.500	1	05/10/2019 14:08	WG1279226
trans-1,2-Dichloroethene	U		0.152	0.500	1	05/10/2019 14:08	WG1279226
1,2-Dichloropropane	U		0.190	0.500	1	05/10/2019 14:08	WG1279226
1,1-Dichloropropene	U		0.128	0.500	1	05/10/2019 14:08	WG1279226
1,3-Dichloropropane	U		0.147	1.00	1	05/10/2019 14:08	WG1279226
cis-1,3-Dichloropropene	U		0.0976	0.500	1	05/10/2019 14:08	WG1279226
trans-1,3-Dichloropropene	U		0.222	0.500	1	05/10/2019 14:08	WG1279226
trans-1,4-Dichloro-2-butene	U	<u>JO</u>	0.257	5.00	1	05/10/2019 14:08	WG1279226
2,2-Dichloropropane	U		0.0929	0.500	1	05/10/2019 14:08	WG1279226
Di-isopropyl ether	U		0.0924	0.500	1	05/10/2019 14:08	WG1279226
Ethylbenzene	U		0.158	0.500	1	05/10/2019 14:08	WG1279226
Hexachloro-1,3-butadiene	U		0.157	1.00	1	05/10/2019 14:08	WG1279226
2-Hexanone	U		0.757	5.00	1	05/10/2019 14:08	WG1279226
n-Hexane	U		0.305	5.00	1	05/10/2019 14:08	WG1279226
Iodomethane	U		0.377	10.0	1	05/10/2019 14:08	WG1279226
Isopropylbenzene	U		0.126	0.500	1	05/10/2019 14:08	WG1279226
p-Isopropyltoluene	U		0.138	0.500	1	05/10/2019 14:08	WG1279226
2-Butanone (MEK)	U		1.28	5.00	1	05/10/2019 14:08	WG1279226
Methylene Chloride	U		1.07	2.50	1	05/10/2019 14:08	WG1279226
4-Methyl-2-pentanone (MIBK)	U		0.823	5.00	1	05/10/2019 14:08	WG1279226
Methyl tert-butyl ether	U		0.102	0.500	1	05/10/2019 14:08	WG1279226
Naphthalene	U		0.174	2.50	1	05/10/2019 14:08	WG1279226
n-Propylbenzene	U		0.162	0.500	1	05/10/2019 14:08	WG1279226
Styrene	U		0.117	0.500	1	05/10/2019 14:08	WG1279226
1,1,1,2-Tetrachloroethane	U		0.120	0.500	1	05/10/2019 14:08	WG1279226
1,1,2,2-Tetrachloroethane	U		0.130	0.500	1	05/10/2019 14:08	WG1279226

1 Cp

2 Tc

3 Ss

4 Cn

5 Sr

6 Qc

7 Gl

8 Al

9 Sc



Volatile Organic Compounds (GC/MS) by Method 8260C

Analyte	Result ug/l	Qualifier	MDL ug/l	RDL ug/l	Dilution	Analysis date / time	Batch
1,1,2-Trichlorotrifluoroethane	U		0.164	0.500	1	05/10/2019 14:08	WG1279226
Tetrachloroethene	U		0.199	0.500	1	05/10/2019 14:08	WG1279226
Toluene	U		0.412	0.500	1	05/10/2019 14:08	WG1279226
1,2,3-Trichlorobenzene	U		0.164	0.500	1	05/10/2019 14:08	WG1279226
1,2,4-Trichlorobenzene	U		0.355	0.500	1	05/10/2019 14:08	WG1279226
1,1,1-Trichloroethane	U		0.0940	0.500	1	05/10/2019 14:08	WG1279226
1,1,2-Trichloroethane	U		0.186	0.500	1	05/10/2019 14:08	WG1279226
Trichloroethene	U		0.153	0.500	1	05/10/2019 14:08	WG1279226
Trichlorofluoromethane	U		0.130	2.50	1	05/10/2019 14:08	WG1279226
1,2,3-Trichloropropane	U		0.247	2.50	1	05/10/2019 14:08	WG1279226
1,2,4-Trimethylbenzene	U		0.123	0.500	1	05/10/2019 14:08	WG1279226
1,2,3-Trimethylbenzene	U		0.0739	0.500	1	05/10/2019 14:08	WG1279226
1,3,5-Trimethylbenzene	U		0.124	0.500	1	05/10/2019 14:08	WG1279226
Vinyl acetate	U	<u>JO</u>	0.645	5.00	1	05/10/2019 14:08	WG1279226
Vinyl chloride	U		0.118	0.500	1	05/10/2019 14:08	WG1279226
Xylenes, Total	U		0.316	1.50	1	05/10/2019 14:08	WG1279226
(S) Toluene-d8	92.8			80.0-120		05/10/2019 14:08	WG1279226
(S) 4-Bromofluorobenzene	105			77.0-126		05/10/2019 14:08	WG1279226
(S) 1,2-Dichloroethane-d4	98.4			70.0-130		05/10/2019 14:08	WG1279226

- 1 Cp
- 2 Tc
- 3 Ss
- 4 Cn
- 5 Sr
- 6 Qc
- 7 Gl
- 8 Al
- 9 Sc

Semi-Volatile Organic Compounds (GC) by Method NWTPHDX-NO SGT

Analyte	Result ug/l	Qualifier	MDL ug/l	RDL ug/l	Dilution	Analysis date / time	Batch
Diesel Range Organics (DRO)	U		66.7	200	1	05/11/2019 00:43	WG1278026
Residual Range Organics (RRO)	U		83.3	250	1	05/11/2019 00:43	WG1278026
(S) o-Terphenyl	91.1			52.0-156		05/11/2019 00:43	WG1278026

Semi Volatile Organic Compounds (GC/MS) by Method 8270D

Analyte	Result ug/l	Qualifier	MDL ug/l	RDL ug/l	Dilution	Analysis date / time	Batch
Acenaphthene	U		0.316	1.00	1	05/10/2019 05:26	WG1277353
Acenaphthylene	U		0.309	1.00	1	05/10/2019 05:26	WG1277353
Anthracene	U		0.291	1.00	1	05/10/2019 05:26	WG1277353
Benzo(a)anthracene	U		0.0975	1.00	1	05/10/2019 05:26	WG1277353
Benzo(b)fluoranthene	U		0.0896	1.00	1	05/10/2019 05:26	WG1277353
Benzo(k)fluoranthene	U		0.355	1.00	1	05/10/2019 05:26	WG1277353
Benzo(g,h,i)perylene	U		0.161	1.00	1	05/10/2019 05:26	WG1277353
Benzo(a)pyrene	U		0.340	1.00	1	05/10/2019 05:26	WG1277353
Bis(2-chloroethoxy)methane	U		0.329	10.0	1	05/10/2019 05:26	WG1277353
Bis(2-chloroethyl)ether	U		1.62	10.0	1	05/10/2019 05:26	WG1277353
Bis(2-chloroisopropyl)ether	U		0.445	10.0	1	05/10/2019 05:26	WG1277353
4-Bromophenyl-phenylether	U		0.335	10.0	1	05/10/2019 05:26	WG1277353
2-Chloronaphthalene	U		0.330	1.00	1	05/10/2019 05:26	WG1277353
4-Chlorophenyl-phenylether	U		0.303	10.0	1	05/10/2019 05:26	WG1277353
Chrysene	U		0.332	1.00	1	05/10/2019 05:26	WG1277353
Dibenz(a,h)anthracene	U		0.279	1.00	1	05/10/2019 05:26	WG1277353
3,3-Dichlorobenzidine	U		2.02	10.0	1	05/10/2019 05:26	WG1277353
2,4-Dinitrotoluene	U		1.65	10.0	1	05/10/2019 05:26	WG1277353
2,6-Dinitrotoluene	U		0.279	10.0	1	05/10/2019 05:26	WG1277353
Fluoranthene	U		0.310	1.00	1	05/10/2019 05:26	WG1277353
Fluorene	U		0.323	1.00	1	05/10/2019 05:26	WG1277353
Hexachlorobenzene	U		0.341	1.00	1	05/10/2019 05:26	WG1277353
Hexachloro-1,3-butadiene	U	<u>J4</u>	0.329	10.0	1	05/10/2019 05:26	WG1277353
Hexachlorocyclopentadiene	U		2.33	10.0	1	05/10/2019 05:26	WG1277353
Hexachloroethane	U	<u>J4</u>	0.365	10.0	1	05/10/2019 05:26	WG1277353



Semi Volatile Organic Compounds (GC/MS) by Method 8270D

Analyte	Result	Qualifier	MDL	RDL	Dilution	Analysis	Batch
	ug/l		ug/l	ug/l		date / time	
Indeno(1,2,3-cd)pyrene	U		0.279	1.00	1	05/10/2019 05:26	WG1277353
Isophorone	U		0.272	10.0	1	05/10/2019 05:26	WG1277353
Naphthalene	U		0.372	1.00	1	05/10/2019 05:26	WG1277353
Nitrobenzene	U		0.367	10.0	1	05/10/2019 05:26	WG1277353
n-Nitrosodimethylamine	U		1.26	10.0	1	05/10/2019 05:26	WG1277353
n-Nitrosodiphenylamine	U		1.19	10.0	1	05/10/2019 05:26	WG1277353
n-Nitrosodi-n-propylamine	U		0.403	10.0	1	05/10/2019 05:26	WG1277353
Phenanthrene	U		0.366	1.00	1	05/10/2019 05:26	WG1277353
Pyridine	U		1.37	10.0	1	05/10/2019 05:26	WG1277353
Benzylbutyl phthalate	U		0.275	3.00	1	05/10/2019 05:26	WG1277353
Bis(2-ethylhexyl)phthalate	U		0.709	3.00	1	05/10/2019 05:26	WG1277353
Di-n-butyl phthalate	U		0.266	3.00	1	05/10/2019 05:26	WG1277353
Diethyl phthalate	U		0.282	3.00	1	05/10/2019 05:26	WG1277353
Dimethyl phthalate	U		0.283	3.00	1	05/10/2019 05:26	WG1277353
Di-n-octyl phthalate	U		0.278	3.00	1	05/10/2019 05:26	WG1277353
Pyrene	U		0.330	1.00	1	05/10/2019 05:26	WG1277353
1,2,4-Trichlorobenzene	U		0.355	10.0	1	05/10/2019 05:26	WG1277353
4-Chloro-3-methylphenol	U		0.263	10.0	1	05/10/2019 05:26	WG1277353
2-Chlorophenol	U		0.283	10.0	1	05/10/2019 05:26	WG1277353
2,4-Dichlorophenol	U		0.284	10.0	1	05/10/2019 05:26	WG1277353
2,4-Dimethylphenol	U		0.264	10.0	1	05/10/2019 05:26	WG1277353
4,6-Dinitro-2-methylphenol	U		2.62	10.0	1	05/10/2019 05:26	WG1277353
2,4-Dinitrophenol	U		3.25	10.0	1	05/10/2019 05:26	WG1277353
2-Methylphenol	U		0.312	10.0	1	05/10/2019 05:26	WG1277353
3&4-Methyl Phenol	U		0.266	10.0	1	05/10/2019 05:26	WG1277353
2-Nitrophenol	U		0.320	10.0	1	05/10/2019 05:26	WG1277353
4-Nitrophenol	U		2.01	10.0	1	05/10/2019 05:26	WG1277353
Pentachlorophenol	U		0.313	10.0	1	05/10/2019 05:26	WG1277353
Phenol	2.89	U	0.334	10.0	1	05/10/2019 05:26	WG1277353
2,4,6-Trichlorophenol	U		0.297	10.0	1	05/10/2019 05:26	WG1277353
2,4,5-Trichlorophenol	U		0.236	10.0	1	05/10/2019 05:26	WG1277353
(S) 2-Fluorophenol	34.1			10.0-120		05/10/2019 05:26	WG1277353
(S) Phenol-d5	22.8			10.0-120		05/10/2019 05:26	WG1277353
(S) Nitrobenzene-d5	43.5			10.0-127		05/10/2019 05:26	WG1277353
(S) 2-Fluorobiphenyl	53.1			10.0-130		05/10/2019 05:26	WG1277353
(S) 2,4,6-Tribromophenol	60.0			10.0-155		05/10/2019 05:26	WG1277353
(S) p-Terphenyl-d14	72.7			10.0-128		05/10/2019 05:26	WG1277353

- 1 Cp
- 2 Tc
- 3 Ss
- 4 Cn
- 5 Sr
- 6 Qc
- 7 Gl
- 8 Al
- 9 Sc



Mercury by Method 7470A

Analyte	Result	Qualifier	MDL	RDL	Dilution	Analysis	Batch
	ug/l		ug/l	ug/l		date / time	
Mercury	U		0.0490	0.200	1	05/08/2019 10:16	WG1277537

Metals (ICPMS) by Method 6020B

Analyte	Result	Qualifier	MDL	RDL	Dilution	Analysis	Batch
	ug/l		ug/l	ug/l		date / time	
Antimony	6.55		0.754	2.00	1	05/15/2019 16:02	WG1279590
Arsenic	18.7		0.250	2.00	1	05/14/2019 16:17	WG1279590
Beryllium	U		0.120	2.00	1	05/14/2019 16:17	WG1279590
Cadmium	U		0.160	1.00	1	05/14/2019 16:17	WG1279590
Chromium	4.82		0.540	2.00	1	05/14/2019 16:17	WG1279590
Copper	7.26	B	0.520	5.00	1	05/14/2019 16:17	WG1279590
Lead	11.2		0.240	2.00	1	05/14/2019 16:17	WG1279590
Nickel	7.67		0.350	2.00	1	05/14/2019 16:17	WG1279590
Selenium	U		0.380	2.00	1	05/14/2019 16:17	WG1279590
Silver	U		0.310	2.00	1	05/14/2019 16:17	WG1279590
Thallium	U		0.190	2.00	1	05/14/2019 16:17	WG1279590
Zinc	27.7	B	2.56	25.0	1	05/14/2019 16:17	WG1279590

Volatile Organic Compounds (GC/MS) by Method 8260C

Analyte	Result	Qualifier	MDL	RDL	Dilution	Analysis	Batch
	ug/l		ug/l	ug/l		date / time	
Acetone	46.1		1.05	25.0	1	05/10/2019 14:29	WG1279226
Acrylonitrile	U		0.873	5.00	1	05/10/2019 14:29	WG1279226
Benzene	0.207	J	0.0896	0.500	1	05/10/2019 14:29	WG1279226
Bromobenzene	U		0.133	0.500	1	05/10/2019 14:29	WG1279226
Bromodichloromethane	U		0.0800	0.500	1	05/10/2019 14:29	WG1279226
Bromochloromethane	U		0.145	0.500	1	05/10/2019 14:29	WG1279226
Bromoform	U		0.186	0.500	1	05/10/2019 14:29	WG1279226
Bromomethane	U		0.157	2.50	1	05/10/2019 14:29	WG1279226
n-Butylbenzene	U		0.143	0.500	1	05/10/2019 14:29	WG1279226
sec-Butylbenzene	U		0.134	0.500	1	05/10/2019 14:29	WG1279226
tert-Butylbenzene	U		0.183	0.500	1	05/10/2019 14:29	WG1279226
Carbon disulfide	2.87		0.101	0.500	1	05/10/2019 14:29	WG1279226
Carbon tetrachloride	U		0.159	0.500	1	05/10/2019 14:29	WG1279226
Chlorobenzene	U		0.140	0.500	1	05/10/2019 14:29	WG1279226
Chlorodibromomethane	U		0.128	0.500	1	05/10/2019 14:29	WG1279226
Chloroethane	U		0.141	2.50	1	05/10/2019 14:29	WG1279226
Chloroform	U		0.0860	0.500	1	05/10/2019 14:29	WG1279226
Chloromethane	U		0.153	1.25	1	05/10/2019 14:29	WG1279226
2-Chlorotoluene	U		0.111	0.500	1	05/10/2019 14:29	WG1279226
4-Chlorotoluene	U		0.0972	0.500	1	05/10/2019 14:29	WG1279226
1,2-Dibromo-3-Chloropropane	U		0.325	2.50	1	05/10/2019 14:29	WG1279226
1,2-Dibromoethane	U		0.193	0.500	1	05/10/2019 14:29	WG1279226
Dibromomethane	U		0.117	0.500	1	05/10/2019 14:29	WG1279226
1,2-Dichlorobenzene	U		0.101	0.500	1	05/10/2019 14:29	WG1279226
1,3-Dichlorobenzene	U		0.130	0.500	1	05/10/2019 14:29	WG1279226
1,4-Dichlorobenzene	U		0.121	0.500	1	05/10/2019 14:29	WG1279226
Dichlorodifluoromethane	U		0.127	2.50	1	05/10/2019 14:29	WG1279226
1,1-Dichloroethane	U		0.114	0.500	1	05/10/2019 14:29	WG1279226
1,2-Dichloroethane	U		0.108	0.500	1	05/10/2019 14:29	WG1279226
1,1-Dichloroethene	U		0.188	0.500	1	05/10/2019 14:29	WG1279226
cis-1,2-Dichloroethene	U		0.0933	0.500	1	05/10/2019 14:29	WG1279226
trans-1,2-Dichloroethene	U		0.152	0.500	1	05/10/2019 14:29	WG1279226
1,2-Dichloropropane	U		0.190	0.500	1	05/10/2019 14:29	WG1279226
1,1-Dichloropropene	U		0.128	0.500	1	05/10/2019 14:29	WG1279226

- 1 Cp
- 2 Tc
- 3 Ss
- 4 Cn
- 5 Sr
- 6 Qc
- 7 Gl
- 8 Al
- 9 Sc



Collected date/time: 05/03/19 11:20

L1096002

Volatile Organic Compounds (GC/MS) by Method 8260C

Analyte	Result ug/l	Qualifier	MDL ug/l	RDL ug/l	Dilution	Analysis date / time	Batch
1,3-Dichloropropane	U		0.147	1.00	1	05/10/2019 14:29	WG1279226
cis-1,3-Dichloropropene	U		0.0976	0.500	1	05/10/2019 14:29	WG1279226
trans-1,3-Dichloropropene	U		0.222	0.500	1	05/10/2019 14:29	WG1279226
trans-1,4-Dichloro-2-butene	U	<u>JO</u>	0.257	5.00	1	05/10/2019 14:29	WG1279226
2,2-Dichloropropane	U		0.0929	0.500	1	05/10/2019 14:29	WG1279226
Di-isopropyl ether	U		0.0924	0.500	1	05/10/2019 14:29	WG1279226
Ethylbenzene	U		0.158	0.500	1	05/10/2019 14:29	WG1279226
Hexachloro-1,3-butadiene	U		0.157	1.00	1	05/10/2019 14:29	WG1279226
2-Hexanone	U		0.757	5.00	1	05/10/2019 14:29	WG1279226
n-Hexane	4.74	<u>J</u>	0.305	5.00	1	05/10/2019 14:29	WG1279226
Iodomethane	U		0.377	10.0	1	05/10/2019 14:29	WG1279226
Isopropylbenzene	U		0.126	0.500	1	05/10/2019 14:29	WG1279226
p-Isopropyltoluene	3.81		0.138	0.500	1	05/10/2019 14:29	WG1279226
2-Butanone (MEK)	4.21	<u>J</u>	1.28	5.00	1	05/10/2019 14:29	WG1279226
Methylene Chloride	U		1.07	2.50	1	05/10/2019 14:29	WG1279226
4-Methyl-2-pentanone (MIBK)	U		0.823	5.00	1	05/10/2019 14:29	WG1279226
Methyl tert-butyl ether	U		0.102	0.500	1	05/10/2019 14:29	WG1279226
Naphthalene	U		0.174	2.50	1	05/10/2019 14:29	WG1279226
n-Propylbenzene	U		0.162	0.500	1	05/10/2019 14:29	WG1279226
Styrene	U		0.117	0.500	1	05/10/2019 14:29	WG1279226
1,1,1,2-Tetrachloroethane	U		0.120	0.500	1	05/10/2019 14:29	WG1279226
1,1,2,2-Tetrachloroethane	U		0.130	0.500	1	05/10/2019 14:29	WG1279226
1,1,2-Trichlorotrifluoroethane	U		0.164	0.500	1	05/10/2019 14:29	WG1279226
Tetrachloroethene	U		0.199	0.500	1	05/10/2019 14:29	WG1279226
Toluene	U		0.412	0.500	1	05/10/2019 14:29	WG1279226
1,2,3-Trichlorobenzene	U		0.164	0.500	1	05/10/2019 14:29	WG1279226
1,2,4-Trichlorobenzene	U		0.355	0.500	1	05/10/2019 14:29	WG1279226
1,1,1-Trichloroethane	U		0.0940	0.500	1	05/10/2019 14:29	WG1279226
1,1,2-Trichloroethane	U		0.186	0.500	1	05/10/2019 14:29	WG1279226
Trichloroethene	U		0.153	0.500	1	05/10/2019 14:29	WG1279226
Trichlorofluoromethane	U		0.130	2.50	1	05/10/2019 14:29	WG1279226
1,2,3-Trichloropropane	U		0.247	2.50	1	05/10/2019 14:29	WG1279226
1,2,4-Trimethylbenzene	U		0.123	0.500	1	05/10/2019 14:29	WG1279226
1,2,3-Trimethylbenzene	U		0.0739	0.500	1	05/10/2019 14:29	WG1279226
1,3,5-Trimethylbenzene	U		0.124	0.500	1	05/10/2019 14:29	WG1279226
Vinyl acetate	U	<u>JO</u>	0.645	5.00	1	05/10/2019 14:29	WG1279226
Vinyl chloride	U		0.118	0.500	1	05/10/2019 14:29	WG1279226
Xylenes, Total	U		0.316	1.50	1	05/10/2019 14:29	WG1279226
(S) Toluene-d8	92.7			80.0-120		05/10/2019 14:29	WG1279226
(S) 4-Bromofluorobenzene	111			77.0-126		05/10/2019 14:29	WG1279226
(S) 1,2-Dichloroethane-d4	99.7			70.0-130		05/10/2019 14:29	WG1279226

1 Cp

2 Tc

3 Ss

4 Cn

5 Sr

6 Qc

7 Gl

8 Al

9 Sc



Mercury by Method 7470A

Analyte	Result	Qualifier	MDL	RDL	Dilution	Analysis	Batch
	ug/l		ug/l	ug/l		date / time	
Mercury	0.0664	J	0.0490	0.200	1	05/08/2019 10:26	WG1277537

Metals (ICPMS) by Method 6020B

Analyte	Result	Qualifier	MDL	RDL	Dilution	Analysis	Batch
	ug/l		ug/l	ug/l		date / time	
Antimony	2.05		0.754	2.00	1	05/15/2019 16:06	WG1279590
Arsenic	4.38		0.250	2.00	1	05/14/2019 16:21	WG1279590
Beryllium	U		0.120	2.00	1	05/14/2019 16:21	WG1279590
Cadmium	U		0.160	1.00	1	05/14/2019 16:21	WG1279590
Chromium	2.45		0.540	2.00	1	05/14/2019 16:21	WG1279590
Copper	45.9		0.520	5.00	1	05/14/2019 16:21	WG1279590
Lead	23.6		0.240	2.00	1	05/14/2019 16:21	WG1279590
Nickel	2.96		0.350	2.00	1	05/14/2019 16:21	WG1279590
Selenium	0.683	B J	0.380	2.00	1	05/14/2019 16:21	WG1279590
Silver	U		0.310	2.00	1	05/14/2019 16:21	WG1279590
Thallium	U		0.190	2.00	1	05/14/2019 16:21	WG1279590
Zinc	20.0	B J	2.56	25.0	1	05/14/2019 16:21	WG1279590

Semi Volatile Organic Compounds (GC/MS) by Method 8270D

Analyte	Result	Qualifier	MDL	RDL	Dilution	Analysis	Batch
	ug/l		ug/l	ug/l		date / time	
Acenaphthene	U		0.316	1.00	1	05/10/2019 00:37	WG1278048
Acenaphthylene	U		0.309	1.00	1	05/10/2019 00:37	WG1278048
Anthracene	U		0.291	1.00	1	05/10/2019 00:37	WG1278048
Benzo(a)anthracene	U		0.0975	1.00	1	05/10/2019 00:37	WG1278048
Benzo(b)fluoranthene	U		0.0896	1.00	1	05/10/2019 00:37	WG1278048
Benzo(k)fluoranthene	U		0.355	1.00	1	05/10/2019 00:37	WG1278048
Benzo(g,h,i)perylene	U		0.161	1.00	1	05/10/2019 00:37	WG1278048
Benzo(a)pyrene	U		0.340	1.00	1	05/10/2019 00:37	WG1278048
Bis(2-chlorethoxy)methane	U		0.329	10.0	1	05/10/2019 00:37	WG1278048
Bis(2-chloroethyl)ether	U		1.62	10.0	1	05/10/2019 00:37	WG1278048
Bis(2-chloroisopropyl)ether	U		0.445	10.0	1	05/10/2019 00:37	WG1278048
4-Bromophenyl-phenylether	U		0.335	10.0	1	05/10/2019 00:37	WG1278048
2-Chloronaphthalene	U		0.330	1.00	1	05/10/2019 00:37	WG1278048
4-Chlorophenyl-phenylether	U		0.303	10.0	1	05/10/2019 00:37	WG1278048
Chrysene	U		0.332	1.00	1	05/10/2019 00:37	WG1278048
Dibenz(a,h)anthracene	U		0.279	1.00	1	05/10/2019 00:37	WG1278048
3,3-Dichlorobenzidine	U		2.02	10.0	1	05/10/2019 00:37	WG1278048
2,4-Dinitrotoluene	U		1.65	10.0	1	05/10/2019 00:37	WG1278048
2,6-Dinitrotoluene	U		0.279	10.0	1	05/10/2019 00:37	WG1278048
Fluoranthene	U		0.310	1.00	1	05/10/2019 00:37	WG1278048
Fluorene	U		0.323	1.00	1	05/10/2019 00:37	WG1278048
Hexachlorobenzene	U		0.341	1.00	1	05/10/2019 00:37	WG1278048
Hexachloro-1,3-butadiene	U		0.329	10.0	1	05/10/2019 00:37	WG1278048
Hexachlorocyclopentadiene	U		2.33	10.0	1	05/10/2019 00:37	WG1278048
Hexachloroethane	U		0.365	10.0	1	05/10/2019 00:37	WG1278048
Indeno(1,2,3-cd)pyrene	U		0.279	1.00	1	05/10/2019 00:37	WG1278048
Isophorone	U		0.272	10.0	1	05/10/2019 00:37	WG1278048
Naphthalene	U		0.372	1.00	1	05/10/2019 00:37	WG1278048
Nitrobenzene	U		0.367	10.0	1	05/10/2019 00:37	WG1278048
n-Nitrosodimethylamine	U		1.26	10.0	1	05/10/2019 00:37	WG1278048
n-Nitrosodiphenylamine	U		1.19	10.0	1	05/10/2019 00:37	WG1278048
n-Nitrosodi-n-propylamine	U		0.403	10.0	1	05/10/2019 00:37	WG1278048
Phenanthrene	U		0.366	1.00	1	05/10/2019 00:37	WG1278048
Pyridine	U		1.37	10.0	1	05/10/2019 00:37	WG1278048

- 1 Cp
- 2 Tc
- 3 Ss
- 4 Cn
- 5 Sr
- 6 Qc
- 7 Gl
- 8 Al
- 9 Sc



Semi Volatile Organic Compounds (GC/MS) by Method 8270D

Analyte	Result ug/l	Qualifier	MDL ug/l	RDL ug/l	Dilution	Analysis date / time	Batch
Benzylbutyl phthalate	U		0.275	3.00	1	05/10/2019 00:37	WG1278048
Bis(2-ethylhexyl)phthalate	U		0.709	3.00	1	05/10/2019 00:37	WG1278048
Di-n-butyl phthalate	U		0.266	3.00	1	05/10/2019 00:37	WG1278048
Diethyl phthalate	U		0.282	3.00	1	05/10/2019 00:37	WG1278048
Dimethyl phthalate	U		0.283	3.00	1	05/10/2019 00:37	WG1278048
Di-n-octyl phthalate	U		0.278	3.00	1	05/10/2019 00:37	WG1278048
Pyrene	U		0.330	1.00	1	05/10/2019 00:37	WG1278048
1,2,4-Trichlorobenzene	U		0.355	10.0	1	05/10/2019 00:37	WG1278048
4-Chloro-3-methylphenol	U		0.263	10.0	1	05/10/2019 00:37	WG1278048
2-Chlorophenol	U		0.283	10.0	1	05/10/2019 00:37	WG1278048
2,4-Dichlorophenol	U		0.284	10.0	1	05/10/2019 00:37	WG1278048
2,4-Dimethylphenol	U		0.264	10.0	1	05/10/2019 00:37	WG1278048
4,6-Dinitro-2-methylphenol	U		2.62	10.0	1	05/10/2019 00:37	WG1278048
2,4-Dinitrophenol	U		3.25	10.0	1	05/10/2019 00:37	WG1278048
2-Methylphenol	U		0.312	10.0	1	05/10/2019 00:37	WG1278048
3&4-Methyl Phenol	U		0.266	10.0	1	05/10/2019 00:37	WG1278048
2-Nitrophenol	U		0.320	10.0	1	05/10/2019 00:37	WG1278048
4-Nitrophenol	U		2.01	10.0	1	05/10/2019 00:37	WG1278048
Pentachlorophenol	U		0.313	10.0	1	05/10/2019 00:37	WG1278048
Phenol	1.40	U	0.334	10.0	1	05/10/2019 00:37	WG1278048
2,4,6-Trichlorophenol	U		0.297	10.0	1	05/10/2019 00:37	WG1278048
2,4,5-Trichlorophenol	U		0.236	10.0	1	05/10/2019 00:37	WG1278048
(S) 2-Fluorophenol	34.2			10.0-120		05/10/2019 00:37	WG1278048
(S) Phenol-d5	22.5			10.0-120		05/10/2019 00:37	WG1278048
(S) Nitrobenzene-d5	54.0			10.0-127		05/10/2019 00:37	WG1278048
(S) 2-Fluorobiphenyl	56.6			10.0-130		05/10/2019 00:37	WG1278048
(S) 2,4,6-Tribromophenol	55.5			10.0-155		05/10/2019 00:37	WG1278048
(S) p-Terphenyl-d14	60.5			10.0-128		05/10/2019 00:37	WG1278048

- 1 Cp
- 2 Tc
- 3 Ss
- 4 Cn
- 5 Sr
- 6 Qc
- 7 Gl
- 8 Al
- 9 Sc



Mercury by Method 7470A

Analyte	Result	Qualifier	MDL	RDL	Dilution	Analysis	Batch
	ug/l		ug/l	ug/l		date / time	
Mercury	U		0.0490	0.200	1	05/08/2019 10:28	WG1277537

Metals (ICPMS) by Method 6020B

Analyte	Result	Qualifier	MDL	RDL	Dilution	Analysis	Batch
	ug/l		ug/l	ug/l		date / time	
Antimony	U		0.754	2.00	1	05/15/2019 16:11	WG1279590
Arsenic	16.6		0.250	2.00	1	05/14/2019 16:26	WG1279590
Beryllium	U		0.120	2.00	1	05/14/2019 16:26	WG1279590
Cadmium	U		0.160	1.00	1	05/14/2019 16:26	WG1279590
Chromium	3.55		0.540	2.00	1	05/14/2019 16:26	WG1279590
Copper	7.35	<u>B</u>	0.520	5.00	1	05/14/2019 16:26	WG1279590
Lead	2.10		0.240	2.00	1	05/14/2019 16:26	WG1279590
Nickel	2.85		0.350	2.00	1	05/14/2019 16:26	WG1279590
Selenium	0.413	<u>B J</u>	0.380	2.00	1	05/14/2019 16:26	WG1279590
Silver	U		0.310	2.00	1	05/14/2019 16:26	WG1279590
Thallium	U		0.190	2.00	1	05/14/2019 16:26	WG1279590
Zinc	9.27	<u>B J</u>	2.56	25.0	1	05/14/2019 16:26	WG1279590

Semi Volatile Organic Compounds (GC/MS) by Method 8270D

Analyte	Result	Qualifier	MDL	RDL	Dilution	Analysis	Batch
	ug/l		ug/l	ug/l		date / time	
Acenaphthene	U		0.316	1.00	1	05/10/2019 00:58	WG1278048
Acenaphthylene	U		0.309	1.00	1	05/10/2019 00:58	WG1278048
Anthracene	0.361	<u>J</u>	0.291	1.00	1	05/10/2019 00:58	WG1278048
Benzo(a)anthracene	U		0.0975	1.00	1	05/10/2019 00:58	WG1278048
Benzo(b)fluoranthene	U		0.0896	1.00	1	05/10/2019 00:58	WG1278048
Benzo(k)fluoranthene	U		0.355	1.00	1	05/10/2019 00:58	WG1278048
Benzo(g,h,i)perylene	U		0.161	1.00	1	05/10/2019 00:58	WG1278048
Benzo(a)pyrene	U		0.340	1.00	1	05/10/2019 00:58	WG1278048
Bis(2-chlorethoxy)methane	U		0.329	10.0	1	05/10/2019 00:58	WG1278048
Bis(2-chloroethyl)ether	U		1.62	10.0	1	05/10/2019 00:58	WG1278048
Bis(2-chloroisopropyl)ether	U		0.445	10.0	1	05/10/2019 00:58	WG1278048
4-Bromophenyl-phenylether	U		0.335	10.0	1	05/10/2019 00:58	WG1278048
2-Chloronaphthalene	U		0.330	1.00	1	05/10/2019 00:58	WG1278048
4-Chlorophenyl-phenylether	U		0.303	10.0	1	05/10/2019 00:58	WG1278048
Chrysene	U		0.332	1.00	1	05/10/2019 00:58	WG1278048
Dibenz(a,h)anthracene	U		0.279	1.00	1	05/10/2019 00:58	WG1278048
3,3-Dichlorobenzidine	U		2.02	10.0	1	05/10/2019 00:58	WG1278048
2,4-Dinitrotoluene	U		1.65	10.0	1	05/10/2019 00:58	WG1278048
2,6-Dinitrotoluene	U		0.279	10.0	1	05/10/2019 00:58	WG1278048
Fluoranthene	U		0.310	1.00	1	05/10/2019 00:58	WG1278048
Fluorene	U		0.323	1.00	1	05/10/2019 00:58	WG1278048
Hexachlorobenzene	U		0.341	1.00	1	05/10/2019 00:58	WG1278048
Hexachloro-1,3-butadiene	U		0.329	10.0	1	05/10/2019 00:58	WG1278048
Hexachlorocyclopentadiene	U		2.33	10.0	1	05/10/2019 00:58	WG1278048
Hexachloroethane	U		0.365	10.0	1	05/10/2019 00:58	WG1278048
Indeno(1,2,3-cd)pyrene	U		0.279	1.00	1	05/10/2019 00:58	WG1278048
Isophorone	U		0.272	10.0	1	05/10/2019 00:58	WG1278048
Naphthalene	U		0.372	1.00	1	05/10/2019 00:58	WG1278048
Nitrobenzene	U		0.367	10.0	1	05/10/2019 00:58	WG1278048
n-Nitrosodimethylamine	U		1.26	10.0	1	05/10/2019 00:58	WG1278048
n-Nitrosodiphenylamine	U		1.19	10.0	1	05/10/2019 00:58	WG1278048
n-Nitrosodi-n-propylamine	U		0.403	10.0	1	05/10/2019 00:58	WG1278048
Phenanthrene	U		0.366	1.00	1	05/10/2019 00:58	WG1278048
Pyridine	U		1.37	10.0	1	05/10/2019 00:58	WG1278048

- 1 Cp
- 2 Tc
- 3 Ss
- 4 Cn
- 5 Sr
- 6 Qc
- 7 Gl
- 8 Al
- 9 Sc



Semi Volatile Organic Compounds (GC/MS) by Method 8270D

Analyte	Result ug/l	Qualifier	MDL ug/l	RDL ug/l	Dilution	Analysis date / time	Batch
Benzylbutyl pthalate	U		0.275	3.00	1	05/10/2019 00:58	WG1278048
Bis(2-ethylhexyl)phthalate	U		0.709	3.00	1	05/10/2019 00:58	WG1278048
Di-n-butyl pthalate	U		0.266	3.00	1	05/10/2019 00:58	WG1278048
Diethyl pthalate	U		0.282	3.00	1	05/10/2019 00:58	WG1278048
Dimethyl pthalate	U		0.283	3.00	1	05/10/2019 00:58	WG1278048
Di-n-octyl pthalate	U		0.278	3.00	1	05/10/2019 00:58	WG1278048
Pyrene	U		0.330	1.00	1	05/10/2019 00:58	WG1278048
1,2,4-Trichlorobenzene	U		0.355	10.0	1	05/10/2019 00:58	WG1278048
4-Chloro-3-methylphenol	U		0.263	10.0	1	05/10/2019 00:58	WG1278048
2-Chlorophenol	U		0.283	10.0	1	05/10/2019 00:58	WG1278048
2,4-Dichlorophenol	U		0.284	10.0	1	05/10/2019 00:58	WG1278048
2,4-Dimethylphenol	U		0.264	10.0	1	05/10/2019 00:58	WG1278048
4,6-Dinitro-2-methylphenol	U		2.62	10.0	1	05/10/2019 00:58	WG1278048
2,4-Dinitrophenol	U		3.25	10.0	1	05/10/2019 00:58	WG1278048
2-Methylphenol	U		0.312	10.0	1	05/10/2019 00:58	WG1278048
3&4-Methyl Phenol	U		0.266	10.0	1	05/10/2019 00:58	WG1278048
2-Nitrophenol	U		0.320	10.0	1	05/10/2019 00:58	WG1278048
4-Nitrophenol	U		2.01	10.0	1	05/10/2019 00:58	WG1278048
Pentachlorophenol	U		0.313	10.0	1	05/10/2019 00:58	WG1278048
Phenol	9.50	U	0.334	10.0	1	05/10/2019 00:58	WG1278048
2,4,6-Trichlorophenol	U		0.297	10.0	1	05/10/2019 00:58	WG1278048
2,4,5-Trichlorophenol	U		0.236	10.0	1	05/10/2019 00:58	WG1278048
(S) 2-Fluorophenol	41.7			10.0-120		05/10/2019 00:58	WG1278048
(S) Phenol-d5	27.0			10.0-120		05/10/2019 00:58	WG1278048
(S) Nitrobenzene-d5	62.2			10.0-127		05/10/2019 00:58	WG1278048
(S) 2-Fluorobiphenyl	62.7			10.0-130		05/10/2019 00:58	WG1278048
(S) 2,4,6-Tribromophenol	63.7			10.0-155		05/10/2019 00:58	WG1278048
(S) p-Terphenyl-d14	70.5			10.0-128		05/10/2019 00:58	WG1278048

- 1 Cp
- 2 Tc
- 3 Ss
- 4 Cn
- 5 Sr
- 6 Qc
- 7 Gl
- 8 Al
- 9 Sc



Mercury by Method 7470A

Analyte	Result	Qualifier	MDL	RDL	Dilution	Analysis	Batch
	ug/l		ug/l	ug/l		date / time	
Mercury	U		0.0490	0.200	1	05/08/2019 10:30	WG1277537

Metals (ICPMS) by Method 6020B

Analyte	Result	Qualifier	MDL	RDL	Dilution	Analysis	Batch
	ug/l		ug/l	ug/l		date / time	
Antimony	U		0.754	2.00	1	05/15/2019 16:24	WG1279590
Arsenic	3.03		0.250	2.00	1	05/14/2019 16:43	WG1279590
Beryllium	U		0.120	2.00	1	05/14/2019 16:43	WG1279590
Cadmium	U		0.160	1.00	1	05/14/2019 16:43	WG1279590
Chromium	1.24	J	0.540	2.00	1	05/14/2019 16:43	WG1279590
Copper	3.49	B J	0.520	5.00	1	05/14/2019 16:43	WG1279590
Lead	1.79	J	0.240	2.00	1	05/14/2019 16:43	WG1279590
Nickel	1.34	J	0.350	2.00	1	05/14/2019 16:43	WG1279590
Selenium	U		0.380	2.00	1	05/14/2019 16:43	WG1279590
Silver	U		0.310	2.00	1	05/14/2019 16:43	WG1279590
Thallium	U		0.190	2.00	1	05/14/2019 16:43	WG1279590
Zinc	3.95	B J	2.56	25.0	1	05/14/2019 16:43	WG1279590

Semi Volatile Organic Compounds (GC/MS) by Method 8270D

Analyte	Result	Qualifier	MDL	RDL	Dilution	Analysis	Batch
	ug/l		ug/l	ug/l		date / time	
Acenaphthene	U		0.316	1.00	1	05/10/2019 01:19	WG1278048
Acenaphthylene	U		0.309	1.00	1	05/10/2019 01:19	WG1278048
Anthracene	U		0.291	1.00	1	05/10/2019 01:19	WG1278048
Benzo(a)anthracene	U		0.0975	1.00	1	05/10/2019 01:19	WG1278048
Benzo(b)fluoranthene	U		0.0896	1.00	1	05/10/2019 01:19	WG1278048
Benzo(k)fluoranthene	U		0.355	1.00	1	05/10/2019 01:19	WG1278048
Benzo(g,h,i)perylene	U		0.161	1.00	1	05/10/2019 01:19	WG1278048
Benzo(a)pyrene	U		0.340	1.00	1	05/10/2019 01:19	WG1278048
Bis(2-chlorethoxy)methane	U		0.329	10.0	1	05/10/2019 01:19	WG1278048
Bis(2-chloroethyl)ether	U		1.62	10.0	1	05/10/2019 01:19	WG1278048
Bis(2-chloroisopropyl)ether	U		0.445	10.0	1	05/10/2019 01:19	WG1278048
4-Bromophenyl-phenylether	U		0.335	10.0	1	05/10/2019 01:19	WG1278048
2-Chloronaphthalene	U		0.330	1.00	1	05/10/2019 01:19	WG1278048
4-Chlorophenyl-phenylether	U		0.303	10.0	1	05/10/2019 01:19	WG1278048
Chrysene	U		0.332	1.00	1	05/10/2019 01:19	WG1278048
Dibenz(a,h)anthracene	U		0.279	1.00	1	05/10/2019 01:19	WG1278048
3,3-Dichlorobenzidine	U		2.02	10.0	1	05/10/2019 01:19	WG1278048
2,4-Dinitrotoluene	U		1.65	10.0	1	05/10/2019 01:19	WG1278048
2,6-Dinitrotoluene	U		0.279	10.0	1	05/10/2019 01:19	WG1278048
Fluoranthene	U		0.310	1.00	1	05/10/2019 01:19	WG1278048
Fluorene	U		0.323	1.00	1	05/10/2019 01:19	WG1278048
Hexachlorobenzene	U		0.341	1.00	1	05/10/2019 01:19	WG1278048
Hexachloro-1,3-butadiene	U		0.329	10.0	1	05/10/2019 01:19	WG1278048
Hexachlorocyclopentadiene	U		2.33	10.0	1	05/10/2019 01:19	WG1278048
Hexachloroethane	U		0.365	10.0	1	05/10/2019 01:19	WG1278048
Indeno(1,2,3-cd)pyrene	U		0.279	1.00	1	05/10/2019 01:19	WG1278048
Isophorone	U		0.272	10.0	1	05/10/2019 01:19	WG1278048
Naphthalene	U		0.372	1.00	1	05/10/2019 01:19	WG1278048
Nitrobenzene	U		0.367	10.0	1	05/10/2019 01:19	WG1278048
n-Nitrosodimethylamine	U		1.26	10.0	1	05/10/2019 01:19	WG1278048
n-Nitrosodiphenylamine	U		1.19	10.0	1	05/10/2019 01:19	WG1278048
n-Nitrosodi-n-propylamine	U		0.403	10.0	1	05/10/2019 01:19	WG1278048
Phenanthrene	U		0.366	1.00	1	05/10/2019 01:19	WG1278048
Pyridine	U		1.37	10.0	1	05/10/2019 01:19	WG1278048

- 1 Cp
- 2 Tc
- 3 Ss
- 4 Cn
- 5 Sr
- 6 Qc
- 7 Gl
- 8 Al
- 9 Sc



Collected date/time: 05/03/19 13:57

L1096002

Semi Volatile Organic Compounds (GC/MS) by Method 8270D

Analyte	Result ug/l	Qualifier	MDL ug/l	RDL ug/l	Dilution	Analysis date / time	Batch
Benzylbutyl phthalate	U		0.275	3.00	1	05/10/2019 01:19	WG1278048
Bis(2-ethylhexyl)phthalate	U		0.709	3.00	1	05/10/2019 01:19	WG1278048
Di-n-butyl phthalate	U		0.266	3.00	1	05/10/2019 01:19	WG1278048
Diethyl phthalate	U		0.282	3.00	1	05/10/2019 01:19	WG1278048
Dimethyl phthalate	U		0.283	3.00	1	05/10/2019 01:19	WG1278048
Di-n-octyl phthalate	U		0.278	3.00	1	05/10/2019 01:19	WG1278048
Pyrene	U		0.330	1.00	1	05/10/2019 01:19	WG1278048
1,2,4-Trichlorobenzene	U		0.355	10.0	1	05/10/2019 01:19	WG1278048
4-Chloro-3-methylphenol	U		0.263	10.0	1	05/10/2019 01:19	WG1278048
2-Chlorophenol	U		0.283	10.0	1	05/10/2019 01:19	WG1278048
2,4-Dichlorophenol	U		0.284	10.0	1	05/10/2019 01:19	WG1278048
2,4-Dimethylphenol	U		0.264	10.0	1	05/10/2019 01:19	WG1278048
4,6-Dinitro-2-methylphenol	U		2.62	10.0	1	05/10/2019 01:19	WG1278048
2,4-Dinitrophenol	U		3.25	10.0	1	05/10/2019 01:19	WG1278048
2-Methylphenol	U		0.312	10.0	1	05/10/2019 01:19	WG1278048
3&4-Methyl Phenol	U		0.266	10.0	1	05/10/2019 01:19	WG1278048
2-Nitrophenol	U		0.320	10.0	1	05/10/2019 01:19	WG1278048
4-Nitrophenol	U		2.01	10.0	1	05/10/2019 01:19	WG1278048
Pentachlorophenol	U		0.313	10.0	1	05/10/2019 01:19	WG1278048
Phenol	1.34	U	0.334	10.0	1	05/10/2019 01:19	WG1278048
2,4,6-Trichlorophenol	U		0.297	10.0	1	05/10/2019 01:19	WG1278048
2,4,5-Trichlorophenol	U		0.236	10.0	1	05/10/2019 01:19	WG1278048
(S) 2-Fluorophenol	37.6			10.0-120		05/10/2019 01:19	WG1278048
(S) Phenol-d5	22.8			10.0-120		05/10/2019 01:19	WG1278048
(S) Nitrobenzene-d5	59.0			10.0-127		05/10/2019 01:19	WG1278048
(S) 2-Fluorobiphenyl	60.1			10.0-130		05/10/2019 01:19	WG1278048
(S) 2,4,6-Tribromophenol	58.8			10.0-155		05/10/2019 01:19	WG1278048
(S) p-Terphenyl-d14	67.8			10.0-128		05/10/2019 01:19	WG1278048

- 1 Cp
- 2 Tc
- 3 Ss
- 4 Cn
- 5 Sr
- 6 Qc
- 7 Gl
- 8 Al
- 9 Sc



Mercury by Method 7470A

Analyte	Result	Qualifier	MDL	RDL	Dilution	Analysis	Batch
	ug/l		ug/l	ug/l		date / time	
Mercury	U		0.0490	0.200	1	05/08/2019 10:33	WG1277537

Metals (ICPMS) by Method 6020B

Analyte	Result	Qualifier	MDL	RDL	Dilution	Analysis	Batch
	ug/l		ug/l	ug/l		date / time	
Antimony	U		0.754	2.00	1	05/15/2019 16:29	WG1279590
Arsenic	43.9		0.250	2.00	1	05/14/2019 16:48	WG1279590
Beryllium	U		0.120	2.00	1	05/14/2019 16:48	WG1279590
Cadmium	U		0.160	1.00	1	05/14/2019 16:48	WG1279590
Chromium	6.43		0.540	2.00	1	05/14/2019 16:48	WG1279590
Copper	2.27	<u>BJ</u>	0.520	5.00	1	05/14/2019 16:48	WG1279590
Lead	0.911	<u>J</u>	0.240	2.00	1	05/14/2019 16:48	WG1279590
Nickel	2.10		0.350	2.00	1	05/14/2019 16:48	WG1279590
Selenium	0.391	<u>BJ</u>	0.380	2.00	1	05/14/2019 16:48	WG1279590
Silver	U		0.310	2.00	1	05/14/2019 16:48	WG1279590
Thallium	U		0.190	2.00	1	05/14/2019 16:48	WG1279590
Zinc	3.76	<u>BJ</u>	2.56	25.0	1	05/14/2019 16:48	WG1279590

Volatile Organic Compounds (GC/MS) by Method 8260C

Analyte	Result	Qualifier	MDL	RDL	Dilution	Analysis	Batch
	ug/l		ug/l	ug/l		date / time	
Acetone	3.22	<u>J</u>	1.05	25.0	1	05/10/2019 14:50	WG1279226
Acrylonitrile	U		0.873	5.00	1	05/10/2019 14:50	WG1279226
Benzene	U		0.0896	0.500	1	05/10/2019 14:50	WG1279226
Bromobenzene	U		0.133	0.500	1	05/10/2019 14:50	WG1279226
Bromodichloromethane	U		0.0800	0.500	1	05/10/2019 14:50	WG1279226
Bromochloromethane	U		0.145	0.500	1	05/10/2019 14:50	WG1279226
Bromoform	U		0.186	0.500	1	05/10/2019 14:50	WG1279226
Bromomethane	U		0.157	2.50	1	05/10/2019 14:50	WG1279226
n-Butylbenzene	U		0.143	0.500	1	05/10/2019 14:50	WG1279226
sec-Butylbenzene	U		0.134	0.500	1	05/10/2019 14:50	WG1279226
tert-Butylbenzene	U		0.183	0.500	1	05/10/2019 14:50	WG1279226
Carbon disulfide	U		0.101	0.500	1	05/10/2019 14:50	WG1279226
Carbon tetrachloride	U		0.159	0.500	1	05/10/2019 14:50	WG1279226
Chlorobenzene	U		0.140	0.500	1	05/10/2019 14:50	WG1279226
Chlorodibromomethane	U		0.128	0.500	1	05/10/2019 14:50	WG1279226
Chloroethane	U		0.141	2.50	1	05/10/2019 14:50	WG1279226
Chloroform	U		0.0860	0.500	1	05/10/2019 14:50	WG1279226
Chloromethane	U		0.153	1.25	1	05/10/2019 14:50	WG1279226
2-Chlorotoluene	U		0.111	0.500	1	05/10/2019 14:50	WG1279226
4-Chlorotoluene	U		0.0972	0.500	1	05/10/2019 14:50	WG1279226
1,2-Dibromo-3-Chloropropane	U		0.325	2.50	1	05/10/2019 14:50	WG1279226
1,2-Dibromoethane	U		0.193	0.500	1	05/10/2019 14:50	WG1279226
Dibromomethane	U		0.117	0.500	1	05/10/2019 14:50	WG1279226
1,2-Dichlorobenzene	U		0.101	0.500	1	05/10/2019 14:50	WG1279226
1,3-Dichlorobenzene	U		0.130	0.500	1	05/10/2019 14:50	WG1279226
1,4-Dichlorobenzene	U		0.121	0.500	1	05/10/2019 14:50	WG1279226
Dichlorodifluoromethane	U		0.127	2.50	1	05/10/2019 14:50	WG1279226
1,1-Dichloroethane	U		0.114	0.500	1	05/10/2019 14:50	WG1279226
1,2-Dichloroethane	U		0.108	0.500	1	05/10/2019 14:50	WG1279226
1,1-Dichloroethene	U		0.188	0.500	1	05/10/2019 14:50	WG1279226
cis-1,2-Dichloroethene	U		0.0933	0.500	1	05/10/2019 14:50	WG1279226
trans-1,2-Dichloroethene	U		0.152	0.500	1	05/10/2019 14:50	WG1279226
1,2-Dichloropropane	U		0.190	0.500	1	05/10/2019 14:50	WG1279226
1,1-Dichloropropene	U		0.128	0.500	1	05/10/2019 14:50	WG1279226

- 1 Cp
- 2 Tc
- 3 Ss
- 4 Cn
- 5 Sr
- 6 Qc
- 7 Gl
- 8 Al
- 9 Sc



Collected date/time: 05/03/19 14:44

L1096002

Volatile Organic Compounds (GC/MS) by Method 8260C

Analyte	Result ug/l	Qualifier	MDL ug/l	RDL ug/l	Dilution	Analysis date / time	Batch
1,3-Dichloropropane	U		0.147	1.00	1	05/10/2019 14:50	WG1279226
cis-1,3-Dichloropropene	U		0.0976	0.500	1	05/10/2019 14:50	WG1279226
trans-1,3-Dichloropropene	U		0.222	0.500	1	05/10/2019 14:50	WG1279226
trans-1,4-Dichloro-2-butene	U	<u>JO</u>	0.257	5.00	1	05/10/2019 14:50	WG1279226
2,2-Dichloropropane	U		0.0929	0.500	1	05/10/2019 14:50	WG1279226
Di-isopropyl ether	U		0.0924	0.500	1	05/10/2019 14:50	WG1279226
Ethylbenzene	U		0.158	0.500	1	05/10/2019 14:50	WG1279226
Hexachloro-1,3-butadiene	U		0.157	1.00	1	05/10/2019 14:50	WG1279226
2-Hexanone	U		0.757	5.00	1	05/10/2019 14:50	WG1279226
n-Hexane	U		0.305	5.00	1	05/10/2019 14:50	WG1279226
Iodomethane	U		0.377	10.0	1	05/10/2019 14:50	WG1279226
Isopropylbenzene	U		0.126	0.500	1	05/10/2019 14:50	WG1279226
p-Isopropyltoluene	U		0.138	0.500	1	05/10/2019 14:50	WG1279226
2-Butanone (MEK)	U		1.28	5.00	1	05/10/2019 14:50	WG1279226
Methylene Chloride	U		1.07	2.50	1	05/10/2019 14:50	WG1279226
4-Methyl-2-pentanone (MIBK)	U		0.823	5.00	1	05/10/2019 14:50	WG1279226
Methyl tert-butyl ether	U		0.102	0.500	1	05/10/2019 14:50	WG1279226
Naphthalene	U		0.174	2.50	1	05/10/2019 14:50	WG1279226
n-Propylbenzene	U		0.162	0.500	1	05/10/2019 14:50	WG1279226
Styrene	U		0.117	0.500	1	05/10/2019 14:50	WG1279226
1,1,1,2-Tetrachloroethane	U		0.120	0.500	1	05/10/2019 14:50	WG1279226
1,1,2,2-Tetrachloroethane	U		0.130	0.500	1	05/10/2019 14:50	WG1279226
1,1,2-Trichlorotrifluoroethane	U		0.164	0.500	1	05/10/2019 14:50	WG1279226
Tetrachloroethene	U		0.199	0.500	1	05/10/2019 14:50	WG1279226
Toluene	U		0.412	0.500	1	05/10/2019 14:50	WG1279226
1,2,3-Trichlorobenzene	U		0.164	0.500	1	05/10/2019 14:50	WG1279226
1,2,4-Trichlorobenzene	U		0.355	0.500	1	05/10/2019 14:50	WG1279226
1,1,1-Trichloroethane	U		0.0940	0.500	1	05/10/2019 14:50	WG1279226
1,1,2-Trichloroethane	U		0.186	0.500	1	05/10/2019 14:50	WG1279226
Trichloroethene	U		0.153	0.500	1	05/10/2019 14:50	WG1279226
Trichlorofluoromethane	U		0.130	2.50	1	05/10/2019 14:50	WG1279226
1,2,3-Trichloropropane	U		0.247	2.50	1	05/10/2019 14:50	WG1279226
1,2,4-Trimethylbenzene	U		0.123	0.500	1	05/10/2019 14:50	WG1279226
1,2,3-Trimethylbenzene	U		0.0739	0.500	1	05/10/2019 14:50	WG1279226
1,3,5-Trimethylbenzene	U		0.124	0.500	1	05/10/2019 14:50	WG1279226
Vinyl acetate	U	<u>JO</u>	0.645	5.00	1	05/10/2019 14:50	WG1279226
Vinyl chloride	U		0.118	0.500	1	05/10/2019 14:50	WG1279226
Xylenes, Total	U		0.316	1.50	1	05/10/2019 14:50	WG1279226
(S) Toluene-d8	98.0			80.0-120		05/10/2019 14:50	WG1279226
(S) 4-Bromofluorobenzene	111			77.0-126		05/10/2019 14:50	WG1279226
(S) 1,2-Dichloroethane-d4	103			70.0-130		05/10/2019 14:50	WG1279226

- 1 Cp
- 2 Tc
- 3 Ss
- 4 Cn
- 5 Sr
- 6 Qc
- 7 Gl
- 8 Al
- 9 Sc

Semi-Volatile Organic Compounds (GC) by Method NWTPHDX-NO SGT

Analyte	Result ug/l	Qualifier	MDL ug/l	RDL ug/l	Dilution	Analysis date / time	Batch
Diesel Range Organics (DRO)	130	<u>J</u>	66.7	200	1	05/11/2019 01:05	WG1278026
Residual Range Organics (RRO)	U		83.3	250	1	05/11/2019 01:05	WG1278026
(S) o-Terphenyl	88.4			52.0-156		05/11/2019 01:05	WG1278026



Semi Volatile Organic Compounds (GC/MS) by Method 8270D

Analyte	Result ug/l	Qualifier	MDL ug/l	RDL ug/l	Dilution	Analysis date / time	Batch
Acenaphthene	15.9		0.316	1.00	1	05/10/2019 01:39	WG1278048
Acenaphthylene	U		0.309	1.00	1	05/10/2019 01:39	WG1278048
Anthracene	U		0.291	1.00	1	05/10/2019 01:39	WG1278048
Benzo(a)anthracene	U		0.0975	1.00	1	05/10/2019 01:39	WG1278048
Benzo(b)fluoranthene	U		0.0896	1.00	1	05/10/2019 01:39	WG1278048
Benzo(k)fluoranthene	U		0.355	1.00	1	05/10/2019 01:39	WG1278048
Benzo(g,h,i)perylene	U		0.161	1.00	1	05/10/2019 01:39	WG1278048
Benzo(a)pyrene	U		0.340	1.00	1	05/10/2019 01:39	WG1278048
Bis(2-chloroethoxy)methane	U		0.329	10.0	1	05/10/2019 01:39	WG1278048
Bis(2-chloroethyl)ether	U		1.62	10.0	1	05/10/2019 01:39	WG1278048
Bis(2-chloroisopropyl)ether	U		0.445	10.0	1	05/10/2019 01:39	WG1278048
4-Bromophenyl-phenylether	U		0.335	10.0	1	05/10/2019 01:39	WG1278048
2-Chloronaphthalene	U		0.330	1.00	1	05/10/2019 01:39	WG1278048
4-Chlorophenyl-phenylether	U		0.303	10.0	1	05/10/2019 01:39	WG1278048
Chrysene	U		0.332	1.00	1	05/10/2019 01:39	WG1278048
Dibenz(a,h)anthracene	U		0.279	1.00	1	05/10/2019 01:39	WG1278048
3,3-Dichlorobenzidine	U		2.02	10.0	1	05/10/2019 01:39	WG1278048
2,4-Dinitrotoluene	U		1.65	10.0	1	05/10/2019 01:39	WG1278048
2,6-Dinitrotoluene	U		0.279	10.0	1	05/10/2019 01:39	WG1278048
Fluoranthene	U		0.310	1.00	1	05/10/2019 01:39	WG1278048
Fluorene	U		0.323	1.00	1	05/10/2019 01:39	WG1278048
Hexachlorobenzene	U		0.341	1.00	1	05/10/2019 01:39	WG1278048
Hexachloro-1,3-butadiene	U		0.329	10.0	1	05/10/2019 01:39	WG1278048
Hexachlorocyclopentadiene	U		2.33	10.0	1	05/10/2019 01:39	WG1278048
Hexachloroethane	U		0.365	10.0	1	05/10/2019 01:39	WG1278048
Indeno(1,2,3-cd)pyrene	U		0.279	1.00	1	05/10/2019 01:39	WG1278048
Isophorone	U		0.272	10.0	1	05/10/2019 01:39	WG1278048
Naphthalene	U		0.372	1.00	1	05/10/2019 01:39	WG1278048
Nitrobenzene	U		0.367	10.0	1	05/10/2019 01:39	WG1278048
n-Nitrosodimethylamine	U		1.26	10.0	1	05/10/2019 01:39	WG1278048
n-Nitrosodiphenylamine	U		1.19	10.0	1	05/10/2019 01:39	WG1278048
n-Nitrosodi-n-propylamine	U		0.403	10.0	1	05/10/2019 01:39	WG1278048
Phenanthrene	U		0.366	1.00	1	05/10/2019 01:39	WG1278048
Pyridine	U		1.37	10.0	1	05/10/2019 01:39	WG1278048
Benzylbutyl phthalate	U		0.275	3.00	1	05/10/2019 01:39	WG1278048
Bis(2-ethylhexyl)phthalate	U		0.709	3.00	1	05/10/2019 01:39	WG1278048
Di-n-butyl phthalate	U		0.266	3.00	1	05/10/2019 01:39	WG1278048
Diethyl phthalate	U		0.282	3.00	1	05/10/2019 01:39	WG1278048
Dimethyl phthalate	U		0.283	3.00	1	05/10/2019 01:39	WG1278048
Di-n-octyl phthalate	U		0.278	3.00	1	05/10/2019 01:39	WG1278048
Pyrene	U		0.330	1.00	1	05/10/2019 01:39	WG1278048
1,2,4-Trichlorobenzene	U		0.355	10.0	1	05/10/2019 01:39	WG1278048
4-Chloro-3-methylphenol	U		0.263	10.0	1	05/10/2019 01:39	WG1278048
2-Chlorophenol	U		0.283	10.0	1	05/10/2019 01:39	WG1278048
2,4-Dichlorophenol	U		0.284	10.0	1	05/10/2019 01:39	WG1278048
2,4-Dimethylphenol	U		0.264	10.0	1	05/10/2019 01:39	WG1278048
4,6-Dinitro-2-methylphenol	U		2.62	10.0	1	05/10/2019 01:39	WG1278048
2,4-Dinitrophenol	U		3.25	10.0	1	05/10/2019 01:39	WG1278048
2-Methylphenol	U		0.312	10.0	1	05/10/2019 01:39	WG1278048
3&4-Methyl Phenol	U		0.266	10.0	1	05/10/2019 01:39	WG1278048
2-Nitrophenol	U		0.320	10.0	1	05/10/2019 01:39	WG1278048
4-Nitrophenol	U		2.01	10.0	1	05/10/2019 01:39	WG1278048
Pentachlorophenol	U		0.313	10.0	1	05/10/2019 01:39	WG1278048
Phenol	3.08	U	0.334	10.0	1	05/10/2019 01:39	WG1278048
2,4,6-Trichlorophenol	U		0.297	10.0	1	05/10/2019 01:39	WG1278048
2,4,5-Trichlorophenol	U		0.236	10.0	1	05/10/2019 01:39	WG1278048

1 Cp

2 Tc

3 Ss

4 Cn

5 Sr

6 Qc

7 Gl

8 Al

9 Sc



Semi Volatile Organic Compounds (GC/MS) by Method 8270D

Analyte	Result ug/l	Qualifier	MDL ug/l	RDL ug/l	Dilution	Analysis date / time	Batch
(S) 2-Fluorophenol	38.4			10.0-120		05/10/2019 01:39	WG1278048
(S) Phenol-d5	23.5			10.0-120		05/10/2019 01:39	WG1278048
(S) Nitrobenzene-d5	59.7			10.0-127		05/10/2019 01:39	WG1278048
(S) 2-Fluorobiphenyl	60.8			10.0-130		05/10/2019 01:39	WG1278048
(S) 2,4,6-Tribromophenol	54.6			10.0-155		05/10/2019 01:39	WG1278048
(S) p-Terphenyl-d14	64.0			10.0-128		05/10/2019 01:39	WG1278048

¹ Cp

² Tc

³ Ss

⁴ Cn

⁵ Sr

⁶ Qc

⁷ Gl

⁸ Al

⁹ Sc



Mercury by Method 7470A

Analyte	Result	Qualifier	MDL	RDL	Dilution	Analysis	Batch
	ug/l		ug/l	ug/l		date / time	
Mercury	U		0.0490	0.200	1	05/12/2019 12:08	WG1278941

- 1 Cp
- 2 Tc
- 3 Ss
- 4 Cn
- 5 Sr
- 6 Qc
- 7 Gl
- 8 Al
- 9 Sc

Metals (ICPMS) by Method 6020B

Analyte	Result	Qualifier	MDL	RDL	Dilution	Analysis	Batch
	ug/l		ug/l	ug/l		date / time	
Antimony	U		0.754	2.00	1	05/15/2019 16:34	WG1279590
Arsenic	0.587	J	0.250	2.00	1	05/14/2019 16:52	WG1279590
Beryllium	U		0.120	2.00	1	05/14/2019 16:52	WG1279590
Cadmium	U		0.160	1.00	1	05/14/2019 16:52	WG1279590
Chromium	1.29	J	0.540	2.00	1	05/14/2019 16:52	WG1279590
Copper	1.24	B J	0.520	5.00	1	05/14/2019 16:52	WG1279590
Lead	U		0.240	2.00	1	05/14/2019 16:52	WG1279590
Nickel	U		0.350	2.00	1	05/14/2019 16:52	WG1279590
Selenium	U		0.380	2.00	1	05/14/2019 16:52	WG1279590
Silver	U		0.310	2.00	1	05/14/2019 16:52	WG1279590
Thallium	U		0.190	2.00	1	05/14/2019 16:52	WG1279590
Zinc	U		2.56	25.0	1	05/14/2019 16:52	WG1279590



Method Blank (MB)

(MB) R3409247-1 05/08/19 09:44

Analyte	MB Result ug/l	MB Qualifier	MB MDL ug/l	MB RDL ug/l
Mercury	U		0.0490	0.200

1 Cp

2 Tc

3 Ss

4 Cn

5 Sr

6 Qc

Laboratory Control Sample (LCS) • Laboratory Control Sample Duplicate (LCSD)

(LCS) R3409247-2 05/08/19 09:47 • (LCSD) R3409247-3 05/08/19 09:54

Analyte	Spike Amount ug/l	LCS Result ug/l	LCSD Result ug/l	LCS Rec. %	LCSD Rec. %	Rec. Limits %	LCS Qualifier	LCSD Qualifier	RPD %	RPD Limits %
Mercury	3.00	2.72	2.92	90.6	97.5	80.0-120			7.35	20

L1095453-01 Original Sample (OS) • Matrix Spike (MS) • Matrix Spike Duplicate (MSD)

(OS) L1095453-01 05/08/19 09:56 • (MS) R3409247-4 05/08/19 09:59 • (MSD) R3409247-5 05/08/19 10:01

Analyte	Spike Amount ug/l	Original Result ug/l	MS Result ug/l	MSD Result ug/l	MS Rec. %	MSD Rec. %	Dilution	Rec. Limits %	MS Qualifier	MSD Qualifier	RPD %	RPD Limits %
Mercury	3.00	ND	2.90	3.17	96.8	106	1	75.0-125			8.80	20

7 Gl

8 Al

9 Sc



Method Blank (MB)

(MB) R3410472-1 05/12/19 12:01

Analyte	MB Result ug/l	MB Qualifier	MB MDL ug/l	MB RDL ug/l
Mercury	U		0.0490	0.200

¹Cp

²Tc

³Ss

⁴Cn

⁵Sr

⁶Qc

Laboratory Control Sample (LCS) • Laboratory Control Sample Duplicate (LCSD)

(LCS) R3410472-2 05/12/19 12:03 • (LCSD) R3410472-3 05/12/19 12:05

Analyte	Spike Amount ug/l	LCS Result ug/l	LCSD Result ug/l	LCS Rec. %	LCSD Rec. %	Rec. Limits %	LCS Qualifier	LCSD Qualifier	RPD %	RPD Limits %
Mercury	3.00	2.60	2.78	86.7	92.8	80.0-120			6.84	20

⁷Gl

⁸Al

L1096002-08 Original Sample (OS) • Matrix Spike (MS) • Matrix Spike Duplicate (MSD)

(OS) L1096002-08 05/12/19 12:08 • (MS) R3410472-4 05/12/19 12:10 • (MSD) R3410472-5 05/12/19 12:13

Analyte	Spike Amount ug/l	Original Result ug/l	MS Result ug/l	MSD Result ug/l	MS Rec. %	MSD Rec. %	Dilution	Rec. Limits %	MS Qualifier	MSD Qualifier	RPD %	RPD Limits %
Mercury	3.00	U	3.25	3.25	108	108	1	75.0-125			0.0492	20

⁹Sc



Method Blank (MB)

(MB) R3411195-1 05/14/19 15:45

Analyte	MB Result	MB Qualifier	MB MDL	MB RDL
	ug/l		ug/l	ug/l
Arsenic	U		0.250	2.00
Beryllium	U		0.120	2.00
Cadmium	U		0.160	1.00
Chromium	U		0.540	2.00
Copper	3.09	U	0.520	5.00
Lead	U		0.240	2.00
Nickel	U		0.350	2.00
Selenium	0.448	U	0.380	2.00
Silver	U		0.310	2.00
Thallium	U		0.190	2.00
Zinc	2.97	U	2.56	25.0

¹Cp

²Tc

³Ss

⁴Cn

⁵Sr

⁶Qc

⁷Gl

⁸Al

⁹Sc

Method Blank (MB)

(MB) R3411551-1 05/15/19 15:29

Analyte	MB Result	MB Qualifier	MB MDL	MB RDL
	ug/l		ug/l	ug/l
Antimony	U		0.754	2.00

Laboratory Control Sample (LCS) • Laboratory Control Sample Duplicate (LCSD)

(LCS) R3411195-2 05/14/19 15:49 • (LCSD) R3411195-3 05/14/19 15:54

Analyte	Spike Amount	LCS Result	LCSD Result	LCS Rec.	LCSD Rec.	Rec. Limits	LCS Qualifier	LCSD Qualifier	RPD	RPD Limits
	ug/l	ug/l	ug/l	%	%	%			%	%
Arsenic	50.0	48.0	47.8	96.0	95.6	80.0-120			0.460	20
Beryllium	50.0	48.4	49.4	96.9	98.8	80.0-120			1.96	20
Cadmium	50.0	50.9	50.1	102	100	80.0-120			1.60	20
Chromium	50.0	48.9	48.7	97.9	97.3	80.0-120			0.528	20
Copper	50.0	47.7	47.5	95.3	95.0	80.0-120			0.335	20
Lead	50.0	49.6	49.4	99.2	98.8	80.0-120			0.365	20
Nickel	50.0	49.4	48.3	98.7	96.7	80.0-120			2.13	20
Selenium	50.0	52.8	52.0	106	104	80.0-120			1.64	20
Silver	50.0	49.5	49.7	99.0	99.4	80.0-120			0.406	20
Thallium	50.0	48.2	48.4	96.5	96.8	80.0-120			0.307	20
Zinc	50.0	49.2	50.3	98.3	101	80.0-120			2.24	20



Laboratory Control Sample (LCS) • Laboratory Control Sample Duplicate (LCSD)

(LCS) R3411551-2 05/15/19 15:34 • (LCSD) R3411551-3 05/15/19 15:39

Analyte	Spike Amount ug/l	LCS Result ug/l	LCSD Result ug/l	LCS Rec. %	LCSD Rec. %	Rec. Limits %	<u>LCS Qualifier</u>	<u>LCSD Qualifier</u>	RPD %	RPD Limits %
Antimony	50.0	46.7	49.3	93.4	98.6	80.0-120			5.43	20

L1096002-01 Original Sample (OS) • Matrix Spike (MS) • Matrix Spike Duplicate (MSD)

(OS) L1096002-01 05/14/19 15:58 • (MS) R3411195-5 05/14/19 16:07 • (MSD) R3411195-6 05/14/19 16:12

Analyte	Spike Amount ug/l	Original Result ug/l	MS Result ug/l	MSD Result ug/l	MS Rec. %	MSD Rec. %	Dilution	Rec. Limits %	<u>MS Qualifier</u>	<u>MSD Qualifier</u>	RPD %	RPD Limits %
Arsenic	50.0	5.95	42.9	50.3	73.9	88.7	1	75.0-125	J6		15.9	20
Beryllium	50.0	U	48.9	51.8	97.7	104	1	75.0-125			5.91	20
Cadmium	50.0	U	49.7	51.6	99.3	103	1	75.0-125			3.85	20
Chromium	50.0	20.5	54.8	66.0	68.5	91.0	1	75.0-125	J6		18.6	20
Copper	50.0	6.34	45.6	54.0	78.5	95.4	1	75.0-125			17.0	20
Lead	50.0	1.01	45.0	49.3	87.9	96.5	1	75.0-125			9.10	20
Nickel	50.0	4.17	42.0	50.0	75.7	91.7	1	75.0-125			17.4	20
Selenium	50.0	0.490	49.7	49.9	98.4	98.9	1	75.0-125			0.475	20
Silver	50.0	U	48.8	50.4	97.6	101	1	75.0-125			3.32	20
Thallium	50.0	U	43.7	47.2	87.3	94.5	1	75.0-125			7.84	20
Zinc	50.0	6.85	45.5	51.6	77.4	89.5	1	75.0-125			12.5	20

L1096002-01 Original Sample (OS) • Matrix Spike (MS) • Matrix Spike Duplicate (MSD)

(OS) L1096002-01 05/15/19 15:43 • (MS) R3411551-5 05/15/19 15:52 • (MSD) R3411551-6 05/15/19 15:57

Analyte	Spike Amount ug/l	Original Result ug/l	MS Result ug/l	MSD Result ug/l	MS Rec. %	MSD Rec. %	Dilution	Rec. Limits %	<u>MS Qualifier</u>	<u>MSD Qualifier</u>	RPD %	RPD Limits %
Antimony	50.0	U	46.9	49.8	93.9	99.5	1	75.0-125			5.80	20

1 Cp

2 Tc

3 Ss

4 Cn

5 Sr

6 Qc

7 Gl

8 Al

9 Sc



Method Blank (MB)

(MB) R3410741-3 05/10/19 10:50

Analyte	MB Result ug/l	MB Qualifier	MB MDL ug/l	MB RDL ug/l
Acetone	U		1.05	25.0
Acrylonitrile	U		0.873	5.00
Benzene	U		0.0896	0.500
Bromobenzene	U		0.133	0.500
Bromodichloromethane	U		0.0800	0.500
Bromochloromethane	U		0.145	0.500
Bromoform	U		0.186	0.500
Bromomethane	U		0.157	2.50
n-Butylbenzene	U		0.143	0.500
sec-Butylbenzene	U		0.134	0.500
tert-Butylbenzene	U		0.183	0.500
Carbon disulfide	U		0.101	0.500
Carbon tetrachloride	U		0.159	0.500
Chlorobenzene	U		0.140	0.500
Chlorodibromomethane	U		0.128	0.500
Chloroethane	U		0.141	2.50
Chloroform	U		0.0860	0.500
Chloromethane	U		0.153	1.25
2-Chlorotoluene	U		0.111	0.500
4-Chlorotoluene	U		0.0972	0.500
1,2-Dibromo-3-Chloropropane	U		0.325	2.50
1,2-Dibromoethane	U		0.193	0.500
Dibromomethane	U		0.117	0.500
1,2-Dichlorobenzene	U		0.101	0.500
1,3-Dichlorobenzene	U		0.130	0.500
1,4-Dichlorobenzene	U		0.121	0.500
Dichlorodifluoromethane	U		0.127	2.50
1,1-Dichloroethane	U		0.114	0.500
1,2-Dichloroethane	U		0.108	0.500
1,1-Dichloroethene	U		0.188	0.500
cis-1,2-Dichloroethene	U		0.0933	0.500
trans-1,2-Dichloroethene	U		0.152	0.500
1,2-Dichloropropane	U		0.190	0.500
1,1-Dichloropropene	U		0.128	0.500
1,3-Dichloropropane	U		0.147	1.00
cis-1,3-Dichloropropene	U		0.0976	0.500
trans-1,3-Dichloropropene	U		0.222	0.500
trans-1,4-Dichloro-2-butene	U		0.257	5.00
2,2-Dichloropropane	U		0.0929	0.500
Di-isopropyl ether	U		0.0924	0.500

¹ Cp

² Tc

³ Ss

⁴ Cn

⁵ Sr

⁶ Qc

⁷ Gl

⁸ Al

⁹ Sc



Method Blank (MB)

(MB) R3410741-3 05/10/19 10:50

Analyte	MB Result ug/l	MB Qualifier	MB MDL ug/l	MB RDL ug/l
Ethylbenzene	U		0.158	0.500
Hexachloro-1,3-butadiene	U		0.157	1.00
2-Hexanone	U		0.757	5.00
n-Hexane	U		0.305	5.00
Iodomethane	U		0.377	10.0
Isopropylbenzene	U		0.126	0.500
p-Isopropyltoluene	U		0.138	0.500
2-Butanone (MEK)	U		1.28	5.00
Methylene Chloride	U		1.07	2.50
4-Methyl-2-pentanone (MIBK)	U		0.823	5.00
Methyl tert-butyl ether	U		0.102	0.500
Naphthalene	0.260	U	0.174	2.50
n-Propylbenzene	U		0.162	0.500
Styrene	U		0.117	0.500
1,1,1,2-Tetrachloroethane	U		0.120	0.500
1,1,2,2-Tetrachloroethane	U		0.130	0.500
1,1,2-Trichlorotrifluoroethane	U		0.164	0.500
Tetrachloroethene	U		0.199	0.500
Toluene	U		0.412	0.500
1,2,3-Trichlorobenzene	U		0.164	0.500
1,2,4-Trichlorobenzene	U		0.355	0.500
1,1,1-Trichloroethane	U		0.0940	0.500
1,1,2-Trichloroethane	U		0.186	0.500
Trichloroethene	U		0.153	0.500
Trichlorofluoromethane	U		0.130	2.50
1,2,3-Trichloropropane	U		0.247	2.50
1,2,4-Trimethylbenzene	U		0.123	0.500
1,2,3-Trimethylbenzene	U		0.0739	0.500
1,3,5-Trimethylbenzene	U		0.124	0.500
Vinyl acetate	U		0.645	5.00
Vinyl chloride	U		0.118	0.500
Xylenes, Total	U		0.316	1.50
(S) Toluene-d8	93.6			80.0-120
(S) 4-Bromofluorobenzene	101			77.0-126
(S) 1,2-Dichloroethane-d4	98.7			70.0-130

1 Cp

2 Tc

3 Ss

4 Cn

5 Sr

6 Qc

7 Gl

8 Al

9 Sc



Laboratory Control Sample (LCS) • Laboratory Control Sample Duplicate (LCSD)

(LCS) R3410741-1 05/10/19 09:26 • (LCSD) R3410741-2 05/10/19 09:47

Analyte	Spike Amount ug/l	LCS Result ug/l	LCSD Result ug/l	LCS Rec. %	LCSD Rec. %	Rec. Limits %	LCS Qualifier	LCSD Qualifier	RPD %	RPD Limits %
Acetone	125	123	123	98.1	98.2	19.0-160			0.147	27
Acrylonitrile	125	122	117	97.7	93.5	55.0-149			4.45	20
Benzene	25.0	27.0	25.7	108	103	70.0-123			4.95	20
Bromobenzene	25.0	26.2	25.1	105	100	73.0-121			4.34	20
Bromodichloromethane	25.0	24.6	23.4	98.4	93.7	75.0-120			4.89	20
Bromochloromethane	25.0	26.7	26.6	107	106	76.0-122			0.541	20
Bromoform	25.0	23.9	23.2	95.5	92.7	68.0-132			2.98	20
Bromomethane	25.0	26.7	25.3	107	101	10.0-160			5.39	25
n-Butylbenzene	25.0	25.1	24.6	100	98.2	73.0-125			2.21	20
sec-Butylbenzene	25.0	26.6	26.4	106	106	75.0-125			0.735	20
tert-Butylbenzene	25.0	27.3	27.4	109	110	76.0-124			0.309	20
Carbon disulfide	25.0	25.3	23.2	101	92.8	61.0-128			8.58	20
Carbon tetrachloride	25.0	25.8	24.9	103	99.8	68.0-126			3.42	20
Chlorobenzene	25.0	25.5	24.3	102	97.4	80.0-121			4.80	20
Chlorodibromomethane	25.0	23.6	23.1	94.5	92.4	77.0-125			2.26	20
Chloroethane	25.0	25.8	24.3	103	97.2	47.0-150			5.84	20
Chloroform	25.0	25.6	24.6	102	98.4	73.0-120			4.05	20
Chloromethane	25.0	27.3	25.8	109	103	41.0-142			5.39	20
2-Chlorotoluene	25.0	25.7	25.2	103	101	76.0-123			1.98	20
4-Chlorotoluene	25.0	25.4	24.5	102	97.8	75.0-122			3.83	20
1,2-Dibromo-3-Chloropropane	25.0	24.3	24.1	97.3	96.6	58.0-134			0.733	20
1,2-Dibromoethane	25.0	24.8	23.4	99.3	93.5	80.0-122			5.94	20
Dibromomethane	25.0	24.8	23.1	99.3	92.4	80.0-120			7.19	20
1,2-Dichlorobenzene	25.0	25.6	25.2	102	101	79.0-121			1.62	20
1,3-Dichlorobenzene	25.0	25.3	24.0	101	96.2	79.0-120			4.99	20
1,4-Dichlorobenzene	25.0	24.7	23.9	99.0	95.6	79.0-120			3.54	20
Dichlorodifluoromethane	25.0	27.5	27.7	110	111	51.0-149			0.504	20
1,1-Dichloroethane	25.0	26.1	25.0	104	100	70.0-126			4.36	20
1,2-Dichloroethane	25.0	25.8	24.9	103	99.8	70.0-128			3.29	20
1,1-Dichloroethene	25.0	29.3	27.4	117	110	71.0-124			6.72	20
cis-1,2-Dichloroethene	25.0	26.1	25.4	104	102	73.0-120			2.71	20
trans-1,2-Dichloroethene	25.0	25.6	25.5	102	102	73.0-120			0.508	20
1,2-Dichloropropane	25.0	24.9	23.6	99.4	94.5	77.0-125			5.10	20
1,1-Dichloropropene	25.0	25.7	25.1	103	100	74.0-126			2.65	20
1,3-Dichloropropane	25.0	23.7	22.8	94.8	91.3	80.0-120			3.86	20
cis-1,3-Dichloropropene	25.0	23.9	22.1	95.4	88.6	80.0-123			7.47	20
trans-1,3-Dichloropropene	25.0	23.9	22.3	95.5	89.2	78.0-124			6.76	20
trans-1,4-Dichloro-2-butene	25.0	19.6	17.8	78.4	71.4	33.0-144			9.39	20
2,2-Dichloropropane	25.0	21.7	21.2	86.9	84.7	58.0-130			2.61	20
Di-isopropyl ether	25.0	24.9	24.2	99.5	96.7	58.0-138			2.83	20

¹ Cp

² Tc

³ Ss

⁴ Cn

⁵ Sr

⁶ Qc

⁷ Gl

⁸ Al

⁹ Sc



Laboratory Control Sample (LCS) • Laboratory Control Sample Duplicate (LCSD)

(LCS) R3410741-1 05/10/19 09:26 • (LCSD) R3410741-2 05/10/19 09:47

Analyte	Spike Amount ug/l	LCS Result ug/l	LCSD Result ug/l	LCS Rec. %	LCSD Rec. %	Rec. Limits %	<u>LCS Qualifier</u>	<u>LCSD Qualifier</u>	RPD %	RPD Limits %
Ethylbenzene	25.0	25.8	25.1	103	100	79.0-123			2.77	20
Hexachloro-1,3-butadiene	25.0	26.4	26.3	105	105	54.0-138			0.0685	20
2-Hexanone	125	118	115	94.2	92.4	67.0-149			1.96	20
n-Hexane	25.0	25.8	24.8	103	99.1	57.0-133			3.92	20
Iodomethane	125	121	120	96.5	96.3	33.0-147			0.211	26
Isopropylbenzene	25.0	25.9	25.7	104	103	76.0-127			0.669	20
p-Isopropyltoluene	25.0	26.5	25.4	106	102	76.0-125			4.31	20
2-Butanone (MEK)	125	114	107	90.9	85.9	44.0-160			5.65	20
Methylene Chloride	25.0	26.5	25.5	106	102	67.0-120			3.79	20
4-Methyl-2-pentanone (MIBK)	125	115	111	91.8	89.0	68.0-142			3.03	20
Methyl tert-butyl ether	25.0	27.3	26.4	109	106	68.0-125			3.19	20
Naphthalene	25.0	24.9	24.6	99.4	98.3	54.0-135			1.11	20
n-Propylbenzene	25.0	27.4	26.3	110	105	77.0-124			4.20	20
Styrene	25.0	26.0	24.3	104	97.4	73.0-130			6.49	20
1,1,1,2-Tetrachloroethane	25.0	25.0	24.8	100	99.1	75.0-125			0.864	20
1,1,2,2-Tetrachloroethane	25.0	25.6	24.7	102	98.8	65.0-130			3.54	20
1,1,2-Trichlorotrifluoroethane	25.0	27.2	25.9	109	104	69.0-132			4.69	20
Tetrachloroethene	25.0	25.1	24.5	101	97.8	72.0-132			2.72	20
Toluene	25.0	24.8	23.7	99.0	94.9	79.0-120			4.30	20
1,2,3-Trichlorobenzene	25.0	26.4	26.0	106	104	50.0-138			1.79	20
1,2,4-Trichlorobenzene	25.0	26.1	26.0	104	104	57.0-137			0.366	20
1,1,1-Trichloroethane	25.0	26.3	25.4	105	101	73.0-124			3.80	20
1,1,2-Trichloroethane	25.0	24.7	22.8	98.8	91.3	80.0-120			7.84	20
Trichloroethene	25.0	25.3	24.0	101	96.1	78.0-124			5.11	20
Trichlorofluoromethane	25.0	28.3	27.2	113	109	59.0-147			4.03	20
1,2,3-Trichloropropane	25.0	24.7	24.4	98.9	97.7	73.0-130			1.22	20
1,2,4-Trimethylbenzene	25.0	24.8	24.7	99.1	98.8	76.0-121			0.326	20
1,2,3-Trimethylbenzene	25.0	25.0	24.8	100	99.0	77.0-120			0.948	20
1,3,5-Trimethylbenzene	25.0	28.2	27.5	113	110	76.0-122			2.67	20
Vinyl acetate	125	83.9	78.2	67.2	62.6	11.0-160			7.05	20
Vinyl chloride	25.0	27.9	27.0	112	108	67.0-131			3.35	20
Xylenes, Total	75.0	77.0	77.1	103	103	79.0-123			0.130	20
(S) Toluene-d8				95.1	95.2	80.0-120				
(S) 4-Bromofluorobenzene				94.0	100	77.0-126				
(S) 1,2-Dichloroethane-d4				108	103	70.0-130				

1 Cp

2 Tc

3 Ss

4 Cn

5 Sr

6 Qc

7 Gl

8 Al

9 Sc



Method Blank (MB)

(MB) R3410339-1 05/10/19 22:52

Analyte	MB Result	MB Qualifier	MB MDL	MB RDL
	ug/l		ug/l	ug/l
Diesel Range Organics (DRO)	U		66.7	200
Residual Range Organics (RRO)	U		83.3	250
<i>(S) o-Terphenyl</i>	126			52.0-156

Laboratory Control Sample (LCS) • Laboratory Control Sample Duplicate (LCSD)

(LCS) R3410339-2 05/10/19 23:14 • (LCSD) R3410339-3 05/10/19 23:37

Analyte	Spike Amount	LCS Result	LCSD Result	LCS Rec.	LCSD Rec.	Rec. Limits	LCS Qualifier	LCSD Qualifier	RPD	RPD Limits
	ug/l	ug/l	ug/l	%	%	%			%	%
Diesel Range Organics (DRO)	1500	1510	1560	101	104	50.0-150			3.26	20
<i>(S) o-Terphenyl</i>				109	112	52.0-156				

1 Cp

2 Tc

3 Ss

4 Cn

5 Sr

6 Qc

7 Gl

8 Al

9 Sc



Method Blank (MB)

(MB) R3410003-3 05/10/19 02:00

Analyte	MB Result ug/l	MB Qualifier	MB MDL ug/l	MB RDL ug/l
Acenaphthene	U		0.316	1.00
Acenaphthylene	U		0.309	1.00
Anthracene	U		0.291	1.00
Benzo(a)anthracene	U		0.0975	1.00
Benzo(b)fluoranthene	U		0.0896	1.00
Benzo(k)fluoranthene	U		0.355	1.00
Benzo(g,h,i)perylene	U		0.161	1.00
Benzo(a)pyrene	U		0.340	1.00
Bis(2-chlorethoxy)methane	U		0.329	10.0
Bis(2-chloroethyl)ether	U		1.62	10.0
Bis(2-chloroisopropyl)ether	U		0.445	10.0
4-Bromophenyl-phenylether	U		0.335	10.0
2-Chloronaphthalene	U		0.330	1.00
4-Chlorophenyl-phenylether	U		0.303	10.0
Chrysene	U		0.332	1.00
Dibenz(a,h)anthracene	U		0.279	1.00
3,3-Dichlorobenzidine	U		2.02	10.0
2,4-Dinitrotoluene	U		1.65	10.0
2,6-Dinitrotoluene	U		0.279	10.0
Fluoranthene	U		0.310	1.00
Fluorene	U		0.323	1.00
Hexachlorobenzene	U		0.341	1.00
Hexachloro-1,3-butadiene	U		0.329	10.0
Hexachlorocyclopentadiene	U		2.33	10.0
Hexachloroethane	U		0.365	10.0
Indeno(1,2,3-cd)pyrene	U		0.279	1.00
Isophorone	U		0.272	10.0
Naphthalene	U		0.372	1.00
Nitrobenzene	U		0.367	10.0
n-Nitrosodimethylamine	U		1.26	10.0
n-Nitrosodiphenylamine	U		1.19	10.0
n-Nitrosodi-n-propylamine	U		0.403	10.0
Phenanthrene	U		0.366	1.00
Benzylbutyl phthalate	U		0.275	3.00
Bis(2-ethylhexyl)phthalate	U		0.709	3.00
Di-n-butyl phthalate	U		0.266	3.00
Diethyl phthalate	U		0.282	3.00
Dimethyl phthalate	U		0.283	3.00
Di-n-octyl phthalate	U		0.278	3.00
Pyrene	U		0.330	1.00

¹ Cp

² Tc

³ Ss

⁴ Cn

⁵ Sr

⁶ Qc

⁷ Gl

⁸ Al

⁹ Sc



Method Blank (MB)

(MB) R3410003-3 05/10/19 02:00

Analyte	MB Result ug/l	MB Qualifier	MB MDL ug/l	MB RDL ug/l
Pyridine	U		1.37	10.0
1,2,4-Trichlorobenzene	U		0.355	10.0
4-Chloro-3-methylphenol	U		0.263	10.0
2-Chlorophenol	U		0.283	10.0
2-Methylphenol	U		0.312	10.0
3&4-Methyl Phenol	U		0.266	10.0
2,4-Dichlorophenol	U		0.284	10.0
2,4-Dimethylphenol	U		0.264	10.0
4,6-Dinitro-2-methylphenol	U		2.62	10.0
2,4-Dinitrophenol	U		3.25	10.0
2-Nitrophenol	U		0.320	10.0
4-Nitrophenol	U		2.01	10.0
Pentachlorophenol	U		0.313	10.0
Phenol	U		0.334	10.0
2,4,5-Trichlorophenol	U		0.236	10.0
2,4,6-Trichlorophenol	U		0.297	10.0
(S) Nitrobenzene-d5	32.0			10.0-127
(S) 2-Fluorobiphenyl	39.1			10.0-130
(S) p-Terphenyl-d14	79.2			10.0-128
(S) Phenol-d5	17.9			10.0-120
(S) 2-Fluorophenol	28.0			10.0-120
(S) 2,4,6-Tribromophenol	43.7			10.0-155

¹ Cp

² Tc

³ Ss

⁴ Cn

⁵ Sr

⁶ Qc

⁷ Gl

⁸ Al

⁹ Sc

Laboratory Control Sample (LCS) • Laboratory Control Sample Duplicate (LCSD)

(LCS) R3410003-1 05/10/19 00:58 • (LCSD) R3410003-2 05/10/19 01:19

Analyte	Spike Amount ug/l	LCS Result ug/l	LCSD Result ug/l	LCS Rec. %	LCSD Rec. %	Rec. Limits %	LCS Qualifier	LCSD Qualifier	RPD %	RPD Limits %
Acenaphthene	50.0	27.9	27.4	55.8	54.8	41.0-120			1.81	22
Acenaphthylene	50.0	29.5	28.9	59.0	57.8	43.0-120			2.05	22
Anthracene	50.0	33.1	35.3	66.2	70.6	45.0-120			6.43	20
Benzo(a)anthracene	50.0	35.6	39.8	71.2	79.6	47.0-120			11.1	20
Benzo(b)fluoranthene	50.0	36.2	40.3	72.4	80.6	46.0-120			10.7	20
Benzo(k)fluoranthene	50.0	35.1	39.5	70.2	79.0	46.0-120			11.8	21
Benzo(g,h,i)perylene	50.0	33.5	37.6	67.0	75.2	48.0-121			11.5	20
Benzo(a)pyrene	50.0	32.6	36.2	65.2	72.4	47.0-120			10.5	20
Bis(2-chlorethoxy)methane	50.0	25.8	25.2	51.6	50.4	33.0-120			2.35	24
Bis(2-chloroethyl)ether	50.0	26.9	24.0	53.8	48.0	23.0-120			11.4	33
Bis(2-chloroisopropyl)ether	50.0	24.3	22.5	48.6	45.0	28.0-120			7.69	31



Laboratory Control Sample (LCS) • Laboratory Control Sample Duplicate (LCSD)

(LCS) R3410003-1 05/10/19 00:58 • (LCSD) R3410003-2 05/10/19 01:19

Analyte	Spike Amount ug/l	LCS Result ug/l	LCSD Result ug/l	LCS Rec. %	LCSD Rec. %	Rec. Limits %	LCS Qualifier	LCSD Qualifier	RPD %	RPD Limits %
4-Bromophenyl-phenylether	50.0	31.1	33.7	62.2	67.4	45.0-120			8.02	20
2-Chloronaphthalene	50.0	25.3	23.8	50.6	47.6	37.0-120			6.11	25
4-Chlorophenyl-phenylether	50.0	29.4	30.1	58.8	60.2	44.0-120			2.35	20
Chrysene	50.0	32.3	36.2	64.6	72.4	48.0-120			11.4	20
Dibenz(a,h)anthracene	50.0	34.3	38.6	68.6	77.2	47.0-120			11.8	20
3,3-Dichlorobenzidine	100	59.3	63.2	59.3	63.2	44.0-120			6.37	20
2,4-Dinitrotoluene	50.0	32.6	35.9	65.2	71.8	49.0-124			9.64	20
2,6-Dinitrotoluene	50.0	31.3	32.7	62.6	65.4	46.0-120			4.37	21
Fluoranthene	50.0	35.4	39.2	70.8	78.4	51.0-120			10.2	20
Fluorene	50.0	30.9	31.2	61.8	62.4	47.0-120			0.966	20
Hexachlorobenzene	50.0	30.8	32.4	61.6	64.8	44.0-120			5.06	20
Hexachloro-1,3-butadiene	50.0	8.62	7.10	17.2	14.2	19.0-120	J4	J4	19.3	32
Hexachlorocyclopentadiene	50.0	16.0	12.6	32.0	25.2	15.0-120			23.8	31
Hexachloroethane	50.0	7.74	7.25	15.5	14.5	15.0-120		J4	6.54	37
Indeno(1,2,3-cd)pyrene	50.0	33.8	38.4	67.6	76.8	49.0-122			12.7	20
Isophorone	50.0	27.4	26.6	54.8	53.2	36.0-120			2.96	23
Naphthalene	50.0	21.2	19.3	42.4	38.6	27.0-120			9.38	27
Nitrobenzene	50.0	24.6	22.7	49.2	45.4	27.0-120			8.03	29
n-Nitrosodimethylamine	50.0	13.3	11.5	26.6	23.0	10.0-120			14.5	40
n-Nitrosodiphenylamine	50.0	31.0	32.1	62.0	64.2	47.0-120			3.49	20
n-Nitrosodi-n-propylamine	50.0	28.2	27.4	56.4	54.8	31.0-120			2.88	28
Phenanthrene	50.0	31.8	34.0	63.6	68.0	46.0-120			6.69	20
Benzylbutyl phthalate	50.0	33.2	36.8	66.4	73.6	43.0-121			10.3	20
Bis(2-ethylhexyl)phthalate	50.0	33.3	36.9	66.6	73.8	43.0-122			10.3	20
Di-n-butyl phthalate	50.0	36.5	40.1	73.0	80.2	49.0-121			9.40	20
Diethyl phthalate	50.0	32.8	34.8	65.6	69.6	48.0-122			5.92	20
Dimethyl phthalate	50.0	31.1	32.6	62.2	65.2	48.0-120			4.71	20
Di-n-octyl phthalate	50.0	33.0	36.1	66.0	72.2	42.0-125			8.97	20
Pyrene	50.0	35.6	39.7	71.2	79.4	47.0-120			10.9	20
Pyridine	50.0	8.59	9.62	17.2	19.2	10.0-120			11.3	38
1,2,4-Trichlorobenzene	50.0	14.4	12.1	28.8	24.2	24.0-120			17.4	29
4-Chloro-3-methylphenol	50.0	30.1	29.8	60.2	59.6	40.0-120			1.00	21
2-Chlorophenol	50.0	25.6	23.1	51.2	46.2	25.0-120			10.3	35
2-Methylphenol	50.0	24.5	22.5	49.0	45.0	28.0-120			8.51	29
3&4-Methyl Phenol	50.0	26.1	24.3	52.2	48.6	31.0-120			7.14	30
2,4-Dichlorophenol	50.0	27.1	26.1	54.2	52.2	36.0-120			3.76	26
2,4-Dimethylphenol	50.0	27.1	26.3	54.2	52.6	33.0-120			3.00	26
4,6-Dinitro-2-methylphenol	50.0	37.3	41.1	74.6	82.2	38.0-138			9.69	25
2,4-Dinitrophenol	50.0	30.2	32.6	60.4	65.2	10.0-120			7.64	39
2-Nitrophenol	50.0	27.7	26.5	55.4	53.0	31.0-120			4.43	29

¹ Cp

² Tc

³ Ss

⁴ Cn

⁵ Sr

⁶ Qc

⁷ Gl

⁸ Al

⁹ Sc



Laboratory Control Sample (LCS) • Laboratory Control Sample Duplicate (LCSD)

(LCS) R3410003-1 05/10/19 00:58 • (LCSD) R3410003-2 05/10/19 01:19

Analyte	Spike Amount ug/l	LCS Result ug/l	LCSD Result ug/l	LCS Rec. %	LCSD Rec. %	Rec. Limits %	<u>LCS Qualifier</u>	<u>LCSD Qualifier</u>	RPD %	RPD Limits %
4-Nitrophenol	50.0	15.8	15.6	31.6	31.2	10.0-120			1.27	33
Pentachlorophenol	50.0	27.8	30.7	55.6	61.4	23.0-120			9.91	25
Phenol	50.0	12.6	10.4	25.2	20.8	10.0-120			19.1	36
2,4,5-Trichlorophenol	50.0	32.1	31.8	64.2	63.6	44.0-120			0.939	22
2,4,6-Trichlorophenol	50.0	32.2	33.0	64.4	66.0	42.0-120			2.45	23
<i>(S) Nitrobenzene-d5</i>				51.5	47.7	10.0-127				
<i>(S) 2-Fluorobiphenyl</i>				54.6	53.0	10.0-130				
<i>(S) p-Terphenyl-d14</i>				66.8	76.0	10.0-128				
<i>(S) Phenol-d5</i>				23.0	19.0	10.0-120				
<i>(S) 2-Fluorophenol</i>				35.7	29.3	10.0-120				
<i>(S) 2,4,6-Tribromophenol</i>				58.0	65.0	10.0-155				

- 1 Cp
- 2 Tc
- 3 Ss
- 4 Cn
- 5 Sr
- 6 Qc
- 7 Gl
- 8 Al
- 9 Sc



Method Blank (MB)

(MB) R3409911-2 05/09/19 22:11

Analyte	MB Result ug/l	MB Qualifier	MB MDL ug/l	MB RDL ug/l
Acenaphthene	U		0.316	1.00
Acenaphthylene	U		0.309	1.00
Anthracene	U		0.291	1.00
Benzo(a)anthracene	U		0.0975	1.00
Benzo(b)fluoranthene	U		0.0896	1.00
Benzo(k)fluoranthene	U		0.355	1.00
Benzo(g,h,i)perylene	U		0.161	1.00
Benzo(a)pyrene	U		0.340	1.00
Bis(2-chlorethoxy)methane	U		0.329	10.0
Bis(2-chloroethyl)ether	U		1.62	10.0
Bis(2-chloroisopropyl)ether	U		0.445	10.0
4-Bromophenyl-phenylether	U		0.335	10.0
2-Chloronaphthalene	U		0.330	1.00
4-Chlorophenyl-phenylether	U		0.303	10.0
Chrysene	U		0.332	1.00
Dibenz(a,h)anthracene	U		0.279	1.00
3,3-Dichlorobenzidine	U		2.02	10.0
2,4-Dinitrotoluene	U		1.65	10.0
2,6-Dinitrotoluene	U		0.279	10.0
Fluoranthene	U		0.310	1.00
Fluorene	U		0.323	1.00
Hexachlorobenzene	U		0.341	1.00
Hexachloro-1,3-butadiene	U		0.329	10.0
Hexachlorocyclopentadiene	U		2.33	10.0
Hexachloroethane	U		0.365	10.0
Indeno(1,2,3-cd)pyrene	U		0.279	1.00
Isophorone	U		0.272	10.0
Naphthalene	U		0.372	1.00
Nitrobenzene	U		0.367	10.0
n-Nitrosodimethylamine	U		1.26	10.0
n-Nitrosodiphenylamine	U		1.19	10.0
n-Nitrosodi-n-propylamine	U		0.403	10.0
Phenanthrene	U		0.366	1.00
Benzylbutyl phthalate	U		0.275	3.00
Bis(2-ethylhexyl)phthalate	U		0.709	3.00
Di-n-butyl phthalate	U		0.266	3.00
Diethyl phthalate	U		0.282	3.00
Dimethyl phthalate	U		0.283	3.00
Di-n-octyl phthalate	U		0.278	3.00
Pyrene	U		0.330	1.00

¹ Cp

² Tc

³ Ss

⁴ Cn

⁵ Sr

⁶ Qc

⁷ Gl

⁸ Al

⁹ Sc



Method Blank (MB)

(MB) R3409911-2 05/09/19 22:11

Analyte	MB Result	MB Qualifier	MB MDL	MB RDL
	ug/l		ug/l	ug/l
Pyridine	U		1.37	10.0
1,2,4-Trichlorobenzene	U		0.355	10.0
4-Chloro-3-methylphenol	U		0.263	10.0
2-Chlorophenol	U		0.283	10.0
2-Methylphenol	U		0.312	10.0
3&4-Methyl Phenol	U		0.266	10.0
2,4-Dichlorophenol	U		0.284	10.0
2,4-Dimethylphenol	U		0.264	10.0
4,6-Dinitro-2-methylphenol	U		2.62	10.0
2,4-Dinitrophenol	U		3.25	10.0
2-Nitrophenol	U		0.320	10.0
4-Nitrophenol	U		2.01	10.0
Pentachlorophenol	U		0.313	10.0
Phenol	U		0.334	10.0
2,4,5-Trichlorophenol	U		0.236	10.0
2,4,6-Trichlorophenol	U		0.297	10.0
(S) Nitrobenzene-d5	71.5			10.0-127
(S) 2-Fluorobiphenyl	68.8			10.0-130
(S) p-Terphenyl-d14	69.1			10.0-128
(S) Phenol-d5	29.0			10.0-120
(S) 2-Fluorophenol	47.4			10.0-120
(S) 2,4,6-Tribromophenol	53.0			10.0-155

¹ Cp

² Tc

³ Ss

⁴ Cn

⁵ Sr

⁶ Qc

⁷ Gl

⁸ Al

⁹ Sc

Laboratory Control Sample (LCS)

(LCS) R3409911-1 05/09/19 21:50

Analyte	Spike Amount	LCS Result	LCS Rec.	Rec. Limits	LCS Qualifier
	ug/l	ug/l	%	%	
Acenaphthene	50.0	38.0	76.0	41.0-120	
Acenaphthylene	50.0	42.1	84.2	43.0-120	
Anthracene	50.0	38.3	76.6	45.0-120	
Benzo(a)anthracene	50.0	40.2	80.4	47.0-120	
Benzo(b)fluoranthene	50.0	40.9	81.8	46.0-120	
Benzo(k)fluoranthene	50.0	39.5	79.0	46.0-120	
Benzo(g,h,i)perylene	50.0	43.1	86.2	48.0-121	
Benzo(a)pyrene	50.0	36.7	73.4	47.0-120	
Bis(2-chloroethoxy)methane	50.0	33.5	67.0	33.0-120	
Bis(2-chloroethyl)ether	50.0	37.3	74.6	23.0-120	
Bis(2-chloroisopropyl)ether	50.0	35.9	71.8	28.0-120	



Laboratory Control Sample (LCS)

(LCS) R3409911-1 05/09/19 21:50

Analyte	Spike Amount ug/l	LCS Result ug/l	LCS Rec. %	Rec. Limits %	<u>LCS Qualifier</u>
4-Bromophenyl-phenylether	50.0	39.3	78.6	45.0-120	
2-Chloronaphthalene	50.0	38.2	76.4	37.0-120	
4-Chlorophenyl-phenylether	50.0	40.2	80.4	44.0-120	
Chrysene	50.0	38.0	76.0	48.0-120	
Dibenz(a,h)anthracene	50.0	39.8	79.6	47.0-120	
3,3-Dichlorobenzidine	100	79.1	79.1	44.0-120	
2,4-Dinitrotoluene	50.0	40.2	80.4	49.0-124	
2,6-Dinitrotoluene	50.0	38.5	77.0	46.0-120	
Fluoranthene	50.0	41.2	82.4	51.0-120	
Fluorene	50.0	39.8	79.6	47.0-120	
Hexachlorobenzene	50.0	38.4	76.8	44.0-120	
Hexachloro-1,3-butadiene	50.0	36.0	72.0	19.0-120	
Hexachlorocyclopentadiene	50.0	34.2	68.4	15.0-120	
Hexachloroethane	50.0	36.5	73.0	15.0-120	
Indeno(1,2,3-cd)pyrene	50.0	37.2	74.4	49.0-122	
Isophorone	50.0	37.3	74.6	36.0-120	
Naphthalene	50.0	33.3	66.6	27.0-120	
Nitrobenzene	50.0	35.9	71.8	27.0-120	
n-Nitrosodimethylamine	50.0	29.2	58.4	10.0-120	
n-Nitrosodiphenylamine	50.0	38.6	77.2	47.0-120	
n-Nitrosodi-n-propylamine	50.0	39.6	79.2	31.0-120	
Phenanthrene	50.0	38.1	76.2	46.0-120	
Benzylbutyl phthalate	50.0	37.8	75.6	43.0-121	
Bis(2-ethylhexyl)phthalate	50.0	37.3	74.6	43.0-122	
Di-n-butyl phthalate	50.0	41.0	82.0	49.0-121	
Diethyl phthalate	50.0	39.1	78.2	48.0-122	
Dimethyl phthalate	50.0	40.4	80.8	48.0-120	
Di-n-octyl phthalate	50.0	37.2	74.4	42.0-125	
Pyrene	50.0	39.1	78.2	47.0-120	
Pyridine	50.0	21.2	42.4	10.0-120	
1,2,4-Trichlorobenzene	50.0	34.4	68.8	24.0-120	
4-Chloro-3-methylphenol	50.0	38.6	77.2	40.0-120	
2-Chlorophenol	50.0	37.4	74.8	25.0-120	
2-Methylphenol	50.0	35.5	71.0	28.0-120	
3&4-Methyl Phenol	50.0	37.1	74.2	31.0-120	
2,4-Dichlorophenol	50.0	38.0	76.0	36.0-120	
2,4-Dimethylphenol	50.0	37.6	75.2	33.0-120	
4,6-Dinitro-2-methylphenol	50.0	43.3	86.6	38.0-138	
2,4-Dinitrophenol	50.0	38.3	76.6	10.0-120	
2-Nitrophenol	50.0	38.0	76.0	31.0-120	

¹ Cp

² Tc

³ Ss

⁴ Cn

⁵ Sr

⁶ Qc

⁷ Gl

⁸ Al

⁹ Sc



Laboratory Control Sample (LCS)

(LCS) R3409911-1 05/09/19 21:50

Analyte	Spike Amount ug/l	LCS Result ug/l	LCS Rec. %	Rec. Limits %	LCS Qualifier
4-Nitrophenol	50.0	17.2	34.4	10.0-120	
Pentachlorophenol	50.0	34.8	69.6	23.0-120	
Phenol	50.0	18.3	36.6	10.0-120	
2,4,5-Trichlorophenol	50.0	42.7	85.4	44.0-120	
2,4,6-Trichlorophenol	50.0	42.2	84.4	42.0-120	
(S) Nitrobenzene-d5			64.6	10.0-127	
(S) 2-Fluorobiphenyl			75.9	10.0-130	
(S) p-Terphenyl-d14			72.5	10.0-128	
(S) Phenol-d5			33.5	10.0-120	
(S) 2-Fluorophenol			53.5	10.0-120	
(S) 2,4,6-Tribromophenol			69.0	10.0-155	

1 Cp

2 Tc

3 Ss

4 Cn

5 Sr

6 Qc

7 Gl

8 Al

9 Sc

L1096042-01 Original Sample (OS) • Matrix Spike (MS) • Matrix Spike Duplicate (MSD)

(OS) L1096042-01 05/10/19 02:21 • (MS) R3409911-3 05/10/19 02:42 • (MSD) R3409911-4 05/10/19 03:03

Analyte	Spike Amount ug/l	Original Result ug/l	MS Result ug/l	MSD Result ug/l	MS Rec. %	MSD Rec. %	Dilution	Rec. Limits %	MS Qualifier	MSD Qualifier	RPD %	RPD Limits %
Acenaphthene	50.0	U	34.1	33.6	68.2	67.2	1	28.0-120			1.48	25
Acenaphthylene	50.0	U	36.5	36.4	73.0	72.8	1	31.0-121			0.274	25
Anthracene	50.0	U	35.9	35.6	71.8	71.2	1	36.0-120			0.839	23
Benzo(a)anthracene	50.0	U	35.5	32.2	71.0	64.4	1	39.0-120			9.75	23
Benzo(b)fluoranthene	50.0	U	32.4	29.4	64.8	58.8	1	37.0-120			9.71	23
Benzo(k)fluoranthene	50.0	U	31.2	26.7	62.4	53.4	1	37.0-120			15.5	26
Benzo(g,h,i)perylene	50.0	U	38.3	34.0	76.6	68.0	1	37.0-123			11.9	25
Benzo(a)pyrene	50.0	U	30.4	27.3	60.8	54.6	1	37.0-120			10.7	24
Bis(2-chlorethoxy)methane	50.0	U	29.7	30.5	59.4	61.0	1	17.0-120			2.66	31
Bis(2-chloroethyl)ether	50.0	U	39.2	40.2	78.4	80.4	1	14.0-120			2.52	33
Bis(2-chloroisopropyl)ether	50.0	U	52.8	53.4	106	107	1	18.0-120			1.13	34
4-Bromophenyl-phenylether	50.0	U	37.1	36.2	74.2	72.4	1	37.0-120			2.46	24
2-Chloronaphthalene	50.0	U	32.9	32.3	65.8	64.6	1	29.0-120			1.84	28
4-Chlorophenyl-phenylether	50.0	U	36.7	35.4	73.4	70.8	1	36.0-120			3.61	23
Chrysene	50.0	U	32.6	29.9	65.2	59.8	1	38.0-120			8.64	23
Dibenz(a,h)anthracene	50.0	U	35.0	30.0	70.0	60.0	1	36.0-121			15.4	24
3,3-Dichlorobenzidine	100	U	ND	ND	0.000	0.000	1	10.0-134	J6	J6	0.000	30
2,4-Dinitrotoluene	50.0	U	37.8	39.5	75.6	79.0	1	39.0-125			4.40	25
2,6-Dinitrotoluene	50.0	U	38.3	38.6	76.6	77.2	1	36.0-120			0.780	27
Fluoranthene	50.0	U	37.2	34.7	74.4	69.4	1	41.0-121			6.95	22
Fluorene	50.0	U	35.7	35.3	71.4	70.6	1	37.0-120			1.13	24
Hexachlorobenzene	50.0	U	36.6	34.1	73.2	68.2	1	35.0-122			7.07	24



L1096042-01 Original Sample (OS) • Matrix Spike (MS) • Matrix Spike Duplicate (MSD)

(OS) L1096042-01 05/10/19 02:21 • (MS) R3409911-3 05/10/19 02:42 • (MSD) R3409911-4 05/10/19 03:03

Analyte	Spike Amount ug/l	Original Result ug/l	MS Result ug/l	MSD Result ug/l	MS Rec. %	MSD Rec. %	Dilution	Rec. Limits %	MS Qualifier	MSD Qualifier	RPD %	RPD Limits %
Hexachloro-1,3-butadiene	50.0	U	32.2	31.9	64.4	63.8	1	12.0-120			0.936	34
Hexachlorocyclopentadiene	50.0	U	21.6	17.4	43.2	34.8	1	10.0-120			21.5	33
Hexachloroethane	50.0	U	30.3	30.1	60.6	60.2	1	10.0-120			0.662	40
Indeno(1,2,3-cd)pyrene	50.0	U	35.4	30.8	70.8	61.6	1	38.0-125			13.9	24
Isophorone	50.0	U	32.9	33.0	65.8	66.0	1	21.0-120			0.303	27
Naphthalene	50.0	U	33.5	34.0	67.0	68.0	1	10.0-120			1.48	31
Nitrobenzene	50.0	U	36.1	36.6	72.2	73.2	1	12.0-120			1.38	30
n-Nitrosodimethylamine	50.0	953	46.7	44.9	0.000	0.000	1	10.0-120	V	V	3.93	40
n-Nitrosodiphenylamine	50.0	U	36.9	37.7	73.8	75.4	1	37.0-120			2.14	24
n-Nitrosodi-n-propylamine	50.0	U	92.6	94.4	185	189	1	16.0-120	J5	J5	1.93	30
Phenanthrene	50.0	U	35.2	34.8	70.4	69.6	1	33.0-120			1.14	22
Benzylbutyl phthalate	50.0	U	35.9	32.7	71.8	65.4	1	34.0-126			9.33	24
Bis(2-ethylhexyl)phthalate	50.0	1.57	33.1	28.6	63.1	54.1	1	33.0-126			14.6	25
Di-n-butyl phthalate	50.0	U	38.3	36.5	76.6	73.0	1	35.0-128			4.81	23
Diethyl phthalate	50.0	U	39.6	39.7	79.2	79.4	1	39.0-125			0.252	24
Dimethyl phthalate	50.0	U	36.4	36.6	72.8	73.2	1	37.0-120			0.548	24
Di-n-octyl phthalate	50.0	U	31.4	27.0	62.8	54.0	1	25.0-135			15.1	26
Pyrene	50.0	U	37.4	36.3	74.8	72.6	1	39.0-120			2.99	22
Pyridine	50.0	U	21.1	19.5	42.2	39.0	1	10.0-120			7.88	37
1,2,4-Trichlorobenzene	50.0	U	32.7	33.3	65.4	66.6	1	15.0-120			1.82	31
4-Chloro-3-methylphenol	50.0	U	44.9	45.6	89.8	91.2	1	26.0-120			1.55	27
2-Chlorophenol	50.0	U	32.1	32.5	64.2	65.0	1	18.0-120			1.24	34
2-Methylphenol	50.0	15.3	43.3	42.2	56.0	53.8	1	10.0-120			2.57	30
3&4-Methyl Phenol	50.0	53.3	93.6	92.7	80.6	78.8	1	10.0-120			0.966	36
2,4-Dichlorophenol	50.0	U	36.8	37.2	73.6	74.4	1	19.0-120			1.08	27
2,4-Dimethylphenol	50.0	U	49.2	49.7	98.4	99.4	1	15.0-120			1.01	28
4,6-Dinitro-2-methylphenol	50.0	U	38.6	37.1	77.2	74.2	1	10.0-144			3.96	39
2,4-Dinitrophenol	50.0	U	37.0	33.8	74.0	67.6	1	10.0-120			9.04	40
2-Nitrophenol	50.0	U	35.2	36.1	70.4	72.2	1	20.0-120			2.52	30
4-Nitrophenol	50.0	U	10.4	10.2	20.8	20.4	1	10.0-120			1.94	40
Pentachlorophenol	50.0	U	44.4	43.5	88.8	87.0	1	10.0-128			2.05	37
Phenol	50.0	34.5	54.9	56.1	40.8	43.2	1	10.0-120			2.16	40
2,4,5-Trichlorophenol	50.0	U	46.7	47.6	93.4	95.2	1	33.0-120			1.91	31
2,4,6-Trichlorophenol	50.0	U	42.2	43.0	84.4	86.0	1	26.0-120			1.88	31
(S) Nitrobenzene-d5					65.7	65.2		10.0-127				
(S) 2-Fluorobiphenyl					239	235		10.0-130	J1	J1		
(S) p-Terphenyl-d14					68.4	60.8		10.0-128				
(S) Phenol-d5					48.7	47.3		10.0-120				
(S) 2-Fluorophenol					32.3	33.0		10.0-120				
(S) 2,4,6-Tribromophenol					77.5	81.5		10.0-155				

1 Cp

2 Tc

3 Ss

4 Cn

5 Sr

6 Qc

7 Gl

8 Al

9 Sc



Guide to Reading and Understanding Your Laboratory Report

The information below is designed to better explain the various terms used in your report of analytical results from the Laboratory. This is not intended as a comprehensive explanation, and if you have additional questions please contact your project representative.

Abbreviations and Definitions

MDL	Method Detection Limit.
ND	Not detected at the Reporting Limit (or MDL where applicable).
RDL	Reported Detection Limit.
Rec.	Recovery.
RPD	Relative Percent Difference.
SDG	Sample Delivery Group.
(S)	Surrogate (Surrogate Standard) - Analytes added to every blank, sample, Laboratory Control Sample/Duplicate and Matrix Spike/Duplicate; used to evaluate analytical efficiency by measuring recovery. Surrogates are not expected to be detected in all environmental media.
U	Not detected at the Reporting Limit (or MDL where applicable).
Analyte	The name of the particular compound or analysis performed. Some Analyses and Methods will have multiple analytes reported.
Dilution	If the sample matrix contains an interfering material, the sample preparation volume or weight values differ from the standard, or if concentrations of analytes in the sample are higher than the highest limit of concentration that the laboratory can accurately report, the sample may be diluted for analysis. If a value different than 1 is used in this field, the result reported has already been corrected for this factor.
Limits	These are the target % recovery ranges or % difference value that the laboratory has historically determined as normal for the method and analyte being reported. Successful QC Sample analysis will target all analytes recovered or duplicated within these ranges.
Original Sample	The non-spiked sample in the prep batch used to determine the Relative Percent Difference (RPD) from a quality control sample. The Original Sample may not be included within the reported SDG.
Qualifier	This column provides a letter and/or number designation that corresponds to additional information concerning the result reported. If a Qualifier is present, a definition per Qualifier is provided within the Glossary and Definitions page and potentially a discussion of possible implications of the Qualifier in the Case Narrative if applicable.
Result	The actual analytical final result (corrected for any sample specific characteristics) reported for your sample. If there was no measurable result returned for a specific analyte, the result in this column may state "ND" (Not Detected) or "BDL" (Below Detectable Levels). The information in the results column should always be accompanied by either an MDL (Method Detection Limit) or RDL (Reporting Detection Limit) that defines the lowest value that the laboratory could detect or report for this analyte.
Uncertainty (Radiochemistry)	Confidence level of 2 sigma.
Case Narrative (Cn)	A brief discussion about the included sample results, including a discussion of any non-conformances to protocol observed either at sample receipt by the laboratory from the field or during the analytical process. If present, there will be a section in the Case Narrative to discuss the meaning of any data qualifiers used in the report.
Quality Control Summary (Qc)	This section of the report includes the results of the laboratory quality control analyses required by procedure or analytical methods to assist in evaluating the validity of the results reported for your samples. These analyses are not being performed on your samples typically, but on laboratory generated material.
Sample Chain of Custody (Sc)	This is the document created in the field when your samples were initially collected. This is used to verify the time and date of collection, the person collecting the samples, and the analyses that the laboratory is requested to perform. This chain of custody also documents all persons (excluding commercial shippers) that have had control or possession of the samples from the time of collection until delivery to the laboratory for analysis.
Sample Results (Sr)	This section of your report will provide the results of all testing performed on your samples. These results are provided by sample ID and are separated by the analyses performed on each sample. The header line of each analysis section for each sample will provide the name and method number for the analysis reported.
Sample Summary (Ss)	This section of the Analytical Report defines the specific analyses performed for each sample ID, including the dates and times of preparation and/or analysis.

Qualifier Description

B	The same analyte is found in the associated blank.
J	The identification of the analyte is acceptable; the reported value is an estimate.
J0	J0: The identification of the analyte is acceptable, but the reported concentration is an estimate. The calibration method criteria.
J1	Surrogate recovery limits have been exceeded; values are outside upper control limits.
J4	The associated batch QC was outside the established quality control range for accuracy.
J5	The sample matrix interfered with the ability to make any accurate determination; spike value is high.
J6	The sample matrix interfered with the ability to make any accurate determination; spike value is low.
O1	The analyte failed the method required serial dilution test and/or subsequent post-spike criteria. These failures indicate matrix interference.
V	The sample concentration is too high to evaluate accurate spike recoveries.

1 Cp

2 Tc

3 Ss

4 Cn

5 Sr

6 Qc

7 GI

8 AI

9 Sc



Pace National is the only environmental laboratory accredited/certified to support your work nationwide from one location. One phone call, one point of contact, one laboratory. No other lab is as accessible or prepared to handle your needs throughout the country. Our capacity and capability from our single location laboratory is comparable to the collective totals of the network laboratories in our industry. The most significant benefit to our one location design is the design of our laboratory campus. The model is conducive to accelerated productivity, decreasing turn-around time, and preventing cross contamination, thus protecting sample integrity. Our focus on premium quality and prompt service allows us to be YOUR LAB OF CHOICE.

* Not all certifications held by the laboratory are applicable to the results reported in the attached report.
 * Accreditation is only applicable to the test methods specified on each scope of accreditation held by Pace National.

State Accreditations

Alabama	40660	Nebraska	NE-OS-15-05
Alaska	17-026	Nevada	TN-03-2002-34
Arizona	AZ0612	New Hampshire	2975
Arkansas	88-0469	New Jersey-NELAP	TN002
California	2932	New Mexico ¹	n/a
Colorado	TN00003	New York	11742
Connecticut	PH-0197	North Carolina	Env375
Florida	E87487	North Carolina ¹	DW21704
Georgia	NELAP	North Carolina ³	41
Georgia ¹	923	North Dakota	R-140
Idaho	TN00003	Ohio-VAP	CL0069
Illinois	200008	Oklahoma	9915
Indiana	C-TN-01	Oregon	TN200002
Iowa	364	Pennsylvania	68-02979
Kansas	E-10277	Rhode Island	LA000356
Kentucky ^{1,6}	90010	South Carolina	84004
Kentucky ²	16	South Dakota	n/a
Louisiana	AI30792	Tennessee ^{1,4}	2006
Louisiana ¹	LA180010	Texas	T104704245-18-15
Maine	TN0002	Texas ⁵	LAB0152
Maryland	324	Utah	TN00003
Massachusetts	M-TN003	Vermont	VT2006
Michigan	9958	Virginia	460132
Minnesota	047-999-395	Washington	C847
Mississippi	TN00003	West Virginia	233
Missouri	340	Wisconsin	9980939910
Montana	CERT0086	Wyoming	A2LA

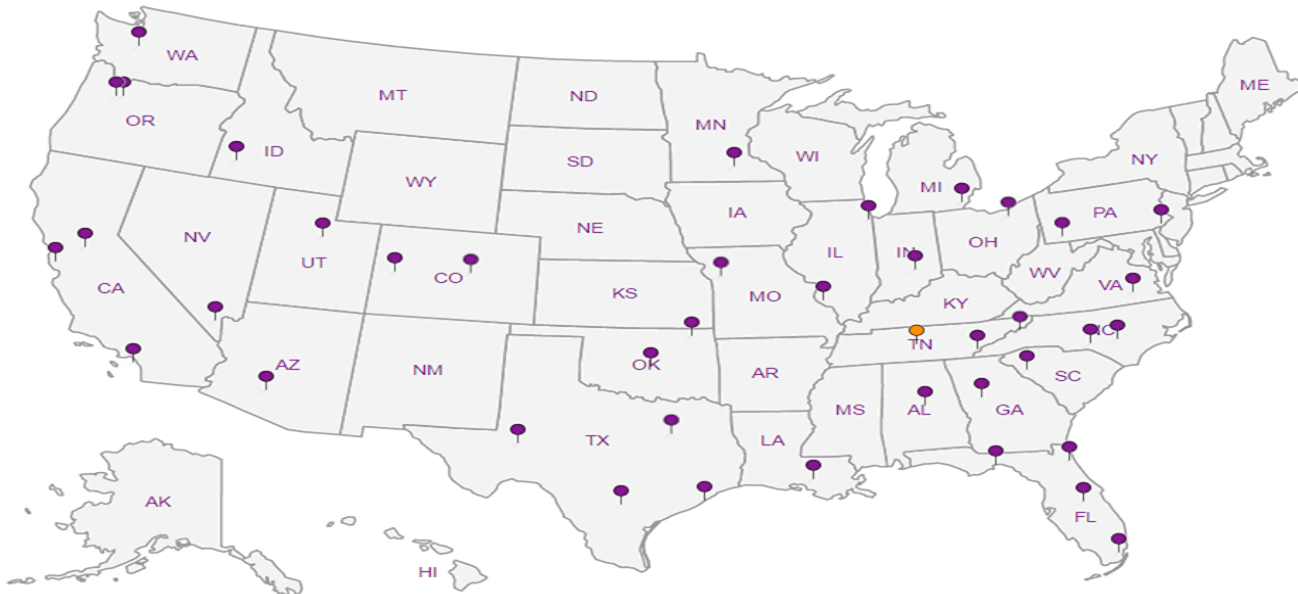
Third Party Federal Accreditations

A2LA – ISO 17025	1461.01	AIHA-LAP,LLC EMLAP	100789
A2LA – ISO 17025 ⁵	1461.02	DOD	1461.01
Canada	1461.01	USDA	P330-15-00234
EPA-Crypto	TN00003		

¹ Drinking Water ² Underground Storage Tanks ³ Aquatic Toxicity ⁴ Chemical/Microbiological ⁵ Mold ⁶ Wastewater n/a Accreditation not applicable

Our Locations

Pace National has sixty-four client support centers that provide sample pickup and/or the delivery of sampling supplies. If you would like assistance from one of our support offices, please contact our main office. Pace National performs all testing at our central laboratory.



1 Cp

2 Tc

3 Ss

4 Cn

5 Sr

6 Qc

7 Gl

8 Al

9 Sc



FINAL LAB REPORT

Prepared by

SGS NORTH AMERICA

Prepared for

This report is approved by

This document is issued by the Company under its General Conditions of Service accessible at http://www.sgs.com/en/terms_and_conditions.htm. Attention is drawn to the limitation of liability, indemnification and jurisdiction issues defined therein.

SGS remains committed to serving you in the most effective manner. Should you have any questions or need additional information and technical support, please do not hesitate to contact us.

The management and staff of SGS welcomes customer feedback, both positive and negative, as we continually improve our services. Please visit our web site at www.sgs.com/ultratrace and click on the 'Email Us' link or go to our survey [here](#). Thank you for choosing SGS.

Any holder of this document is advised that it is a final submission and supersedes and voids all prior reports with the same report or identification number. The information contained hereon reflects the Company's findings at the time of its intervention only and within the limits of Client's instructions, if any. The Company's sole responsibility in conducting the work herein is to its Client and does not exonerate parties to a transaction from exercising all of their rights and obligations under such applicable transaction documents. This report may be reproduced in full only. The Company expressly disclaims any and all liability for the Client's use of or reliance upon the data contained herein. Any alteration, forgery or falsification of the content or appearance of this document which is not expressly authorized by the Company is unlawful and offenders may be prosecuted to the fullest extent of the law. Results reported relate only to the items tested.



PROJECT INFORMATION SUMMARY *(When applicable, see QC Annotations for details)*

Client Project
SGS Project #
Analytical Protocol(s)
No. Samples Submitted
Additional QC Sample(s)
No. Laboratory Method Blanks
No. OPRs / Batch CS3
Date Received
Condition Received
Temperature upon Receipt (°C)
Extraction within Holding Time
Analysis within Holding Time



QC ANNOTATIONS:

1. Please see Appendices attached for data qualifier/attribute and lab identifier descriptions which may be contained in the project.

APPENDIX A: GENERAL DATA QUALIFIERS / DATA ATTRIBUTES

B	The analyte was found in the method blank, at a concentration that was at least 10% of the concentration in the sample.
C	Two or more congeners co-elute. In EDDs, C denotes the lowest IUPAC congener in a co-elution group and additional co-eluters for the group are shown with the number of the lowest IUPAC co-eluter.
E	The reported concentration exceeds the calibration range (upper point of the calibration curve) and is an estimated value.
EMPC	Represents an Estimated Maximum Possible Concentration. EMPCs arise in cases where the signal/noise ratio is not sufficient for peak identification (the determined ion-abundance ratio is outside the allowed theoretical range), or where there is a co-eluting interference.
H/h	If the standard recovery is below the method or SOP specified value "H" is assigned. If the obtained value is less than half the specified value "h" is assigned.
J	Indicates that an analyte has a concentration below the reporting limit (lowest point of the calibration curve) and is an estimated value.
ND	Indicates a non-detect.
NR or R	Indicates a value that is not reportable.
PR	Due to interference, the associated congener is poorly resolved.
QI	Indicates the presence of a quantitative interference.
SI	Denotes "Single Ion Mode" and is utilized for PCBs where the secondary ion trace has a significantly elevated noise level due to background PFK. Responses for such peaks are calculated using an EMPC approach based solely on the primary ion area(s) and may be considered estimates.
U	The analyte was not detected. The estimated detection limit (EDL) may be reported for this analyte.
V	The labeled standard recovery was found to be outside of the method control limits.



APPENDIX B: DRBC/TMDL SPECIFIC DATA QUALIFIERS / DATA ATTRIBUTES

J	The reported result is an estimate. The value is less than the minimum calibration level but greater than the estimated detection limit (EDL).
U	The analyte was not detected in the sample at the estimated detection limit (EDL).
E	The reported concentration is an estimate. The value exceeds the upper calibration range (upper point of the calibration curve).
D	Dilution Data. Result was obtained from the analysis of a dilution.
B	Analyte found in the sample and associated method blank.
C	Co-eluting congener
Cxx	Co-elutes with the indicated congener, data is reported under the lowest IUPAC congener. 'Xx' denotes the IUPAC number with the lowest numerical designated congener.
NR	Analyte is not reportable because of problems in sample preparation or analysis.
V	Labeled standard recovery is not within method control limits.
X	Results from re-injection/repeat/second-column analysis.
EMPC	Estimated maximum possible concentration. Indicates that a peak is identified but did not meet the method specified ion-abundance ratio.

APPENDIX C: LAB IDENTIFIERS

AR	Indicates use of the archived portion of the sample extract.
CU	Indicates a sample that required additional clean-up prior to MS injection/processing.
D	Indicates a dilution of the sample extract. The number that follows the "D" indicates the dilution factor.
DE	Indicates a dilution performed with the addition of ES (extraction standard) solution.
DUP	Designation for a duplicate sample.
MS	Designation for a matrix spike.
MSD	Designation for a matrix spike duplicate.
RJ	Indicates a reinjection of the sample extract.
S	Indicates a sample split. The number that follows the "S" indicates the split factor.



SGS CERTIFICATIONS

Alaska	17-012
Arkansas	18-042-0
California (ELAP)	ELAP Cert #2914
CLIA	34D1013708
Connecticut	PH-0258
USDA Soil Permit	P330-17-00055
American Association for Laboratory Accreditation (A2LA)	2726.01 (ISO 17025:2005, 2009 TNI, DoD ELAP QSM 5.1)
Florida DOH	E87634
Louisiana DEQ	4115
Louisiana DOH	LA031
Maine	2018018
Massachusetts	M-NC919
Minnesota (Primary NELAP For Method 23)	1535636
Mississippi	Reciprocity
Montana	0106
New Hampshire	208318 & 208518
New Jersey	NC100
New York	11685
North Carolina DEQ	481
North Dakota	R-197
Oregon	NC200002
Pennsylvania	68-03675
South Carolina	99029002
Texas	T104704260
US Coast Guard	16714/159.317/SGS
Vermont	VT-87634
Virginia	10101
Washington	C913
West Virginia	293


Rev. 06-Mar-2019

Sample ID: GP-801-GW

Method 1668C

Client Data		Sample Data		Laboratory Data			
Name:	SLR International Corp	Matrix:	Aqueous	Project No.:	B3246	Date Received:	30-Apr-2019
Project ID:	Nord Door	Weight/Volume:	0.98 L	Sample ID:	B3246_16671_PCB_001	Date Extracted:	08-May-2019
Date Collected:	26-Apr-2019	pH	6	QC Batch No.:	16671	Date Analyzed:	20-May-2019
Analyte	Conc.	DL	EMPC	Qualifier	Standard	Recovery	
	pg/L	pg/L	pg/L			%	
PCB-77 33'44'-TeCB	39.4				ES PCB-1	70.7	
PCB-81 344'5'-TeCB	ND	4.46			ES PCB-3	77.4	
PCB-105 233'44'-PeCB	28.9				ES PCB-4	86.4	
PCB-114 2344'5'-PeCB	EMPC		3.52	J	ES PCB-15	83.7	
PCB-118 23'44'5'-PeCB	91.9				ES PCB-19	88.5	
PCB-123 23'44'5'-PeCB	EMPC		2.39	J	ES PCB-37	84.8	
PCB-126 33'44'5'-PeCB	2.94			J	ES PCB-54	83.9	
PCB-156/157 233'44'5'/233'44'5'-HxCB	13.4			J C	ES PCB-77	81.1	
PCB-167 23'44'55'-HxCB	5.78			J	ES PCB-81	80	
PCB-169 33'44'55'-HxCB	3.03			J	ES PCB-104	94.8	
PCB-189 233'44'55'-HpCB	ND	2.6			ES PCB-105	98.8	
					ES PCB-114	95.4	
TEQs (WHO 2005 M/H)					ES PCB-118	95.7	
					ES PCB-123	98	
ND = 0	0.393		0.393		ES PCB-126	96.1	
ND = 0.5 x DL	0.393		0.394		ES PCB-153	97.3	
ND = DL	0.394		0.394		ES PCB-155	101	
					ES PCB-156/157	112	
					ES PCB-167	105	
Totals					ES PCB-169	122	
Mono-CB	91.5				ES PCB-170	90.8	
Di-CB	2,230				ES PCB-180	86.6	
Tri-CB	9,330		9,340		ES PCB-188	95.9	
Tetra-CB	4,530		4,570		ES PCB-189	95.3	
Penta-CB	754		865		ES PCB-202	103	
Hexa-CB	371		384		ES PCB-205	108	
Hepta-CB	58.1		91.3		ES PCB-206	118	
Octa-CB	27.5		33.5		ES PCB-208	98.5	
Nona-CB	ND	10.6			ES PCB-209	129	
Deca-CB	ND	4.1			CS PCB-28	90.5	
					CS PCB-111	95.7	
Total PCB (Mono-Deca)	17,400		17,600		CS PCB-178	98.7	



Sample ID: GP-801-GW						Method 1668C								
Client Data			Sample Data			Laboratory Data								
Name: SLR International Corp			Matrix: Aqueous			Project No.: B3246			Date Received: 30-Apr-2019					
Project ID: Nord Door			Weight/Volume: 0.98 L			Sample ID: B3246_16671_PCB_001			Date Extracted: 08-May-2019					
Date Collected: 26-Apr-2019			pH: 6			QC Batch No.: 16671			Date Analyzed: 20-May-2019					
			Units: pg/L			Checkcode: 920-749-YNB/C			Time Analyzed: 18:58:40					
Mono	Conc.	Qualifiers	Tri	Conc.	Qualifiers	Tetra	Conc.	Qualifiers	Tetra	Conc.	Qualifiers			
PCB-1	32.1		PCB-19	177		PCB-54	[2.9]	J EMPC	PCB-72	8.93	J			
PCB-2	25.2		PCB-30/18	1,430	C	PCB-50/53	132	C	PCB-68	[16.1]	EMPC			
PCB-3	34.2		PCB-17	845		PCB-45	189		PCB-57	[4.43]	J EMPC			
			PCB-27	114		PCB-51	95.7		PCB-58	(3.67)				
Conc.	91.5		PCB-24	23.2		PCB-46	71.8		PCB-67	[19.6]	EMPC			
EMPC	91.5		PCB-16	740		PCB-52	580		PCB-63	23.5				
			PCB-32	449		PCB-73	(3.15)		PCB-61/70/74/76	537	C			
Di	Conc.	Qualifiers	PCB-34	[16.9]	EMPC	PCB-43	28.8		PCB-66	304				
PCB-4	357		PCB-23	(5.96)		PCB-69/49	466	C	PCB-55	[3.91]	J EMPC			
PCB-10	10.8		PCB-26/29	628	C	PCB-48	121		PCB-56	138				
PCB-9	32.3		PCB-25	341		PCB-44/47/65	715	C	PCB-60	37.4				
PCB-7	25.4		PCB-31	1,390		PCB-59/62/75	97.2	C	PCB-80	(3.92)				
PCB-6	778		PCB-28/20	1,880	C	PCB-42	241		PCB-79	(3.66)				
PCB-5	7.12	J	PCB-21/33	426	C	PCB-41	37.6		PCB-78	(4.18)				
PCB-8	674		PCB-22	547		PCB-71/40	342	C	PCB-81	(4.46)				
PCB-14	(2.22)		PCB-36	(5.06)		PCB-64	319		PCB-77	39.4				
PCB-11	29.6	B	PCB-39	(5.6)										
PCB-13/12	79.3	C	PCB-38	(5.55)										
PCB-15	234		PCB-35	7.51	J									
			PCB-37	334										
Conc.	2,230		Conc.	9,330					Conc.	4,530				
EMPC	2,230		EMPC	9,340					EMPC	4,570				
 5500 Business Drive Wilmington, NC 28405, USA Tel: +1 910 794-1613 www.us.sgs.com						Totals								
									Conc.			EMPC		
						Mono-Tri			11,600			11,700		
						Tetra-Hexa			5,650			5,820		
Hepta-Deca			85.5			125								
Mono-Deca			17,400			17,600								

Sample ID: GP-801-GW						Method 1668C					
Penta	Conc.	Qualifiers	Penta	Conc.	Qualifiers	Hexa	Conc.	Qualifiers	Hexa	Conc.	Qualifiers
PCB-104	(1.43)		PCB-109/119/86/97/125/87	88.8	C	PCB-155	(1.05)		PCB-165	1.47	J
PCB-96	3.6	J	PCB-117	[4.42]	J EMPC	PCB-152	(0.987)		PCB-146	14.5	
PCB-103	(3.39)		PCB-116/85	23.1	C	PCB-150	(1.12)		PCB-161	(0.961)	
PCB-94	(4.13)		PCB-110	132		PCB-136	11.4		PCB-153/168	76.4	C
PCB-95	129		PCB-115	(2.46)		PCB-145	(1.04)		PCB-141	12.1	
PCB-100/93	(3.68)	C	PCB-82	16.3		PCB-148	(1.35)		PCB-130	6.38	J
PCB-102	[5.12]	J EMPC	PCB-111	(2.61)		PCB-151/135	25.7	C	PCB-137	6.31	J
PCB-98	(3.69)		PCB-120	[1.9]	J EMPC	PCB-154	3.49	J	PCB-164	5.51	J
PCB-88	(3.89)		PCB-108/124	5.6	J C	PCB-144	[1.94]	J EMPC	PCB-163/138/129	78.9	C
PCB-91	32		PCB-107	[8.37]	J EMPC	PCB-147/149	59.9	C	PCB-160	(1.1)	
PCB-84	[50.2]	EMPC	PCB-123	[2.39]	J EMPC	PCB-134	[4.34]	J EMPC	PCB-158	[6.46]	J EMPC
PCB-89	[4.98]	J EMPC	PCB-106	(2.4)		PCB-143	(1.41)		PCB-128/166	14.5	J C
PCB-121	(2.36)		PCB-118	91.9		PCB-139/140	4.2	J C	PCB-159	(1.3)	
PCB-92	[30.3]	EMPC	PCB-122	(2.9)		PCB-131	(1.5)		PCB-162	(1.51)	
PCB-113/90/101	132	C	PCB-114	[3.52]	J EMPC	PCB-142	(1.53)		PCB-167	5.78	J
PCB-83	11.7		PCB-105	28.9		PCB-132	28.4		PCB-156/157	13.4	J C
PCB-99	56.5		PCB-127	(2.27)		PCB-133	(1.34)		PCB-169	3.03	J
PCB-112	(2.29)		PCB-126	2.94	J						
			Conc.	754					Conc.	371	
			EMPC	865					EMPC	384	
Hepta	Conc.	Qualifiers	Hepta	Conc.	Qualifiers	Octa	Conc.	Qualifiers	Nona	Conc.	Qualifiers
PCB-188	(1.5)		PCB-174	11.2		PCB-202	2.94	J	PCB-208	(6.39)	
PCB-179	[5.31]	J EMPC	PCB-177	5.08	J	PCB-201	[1.4]	J EMPC	PCB-207	(6.54)	
PCB-184	(1.54)		PCB-181	(1.92)		PCB-204	(1.19)		PCB-206	(14.8)	
PCB-176	(1.65)		PCB-171/173	[4.35]	J EMPC C	PCB-197	(1.29)				
PCB-186	(1.36)		PCB-172	4.34	J	PCB-200	(1.27)		Conc.	0	
PCB-178	(2.16)		PCB-192	(1.49)		PCB-198/199	10.3	J C	EMPC	0	
PCB-175	(2.15)		PCB-180/193	23.9	C	PCB-196	[2.88]	J EMPC			
PCB-187	[13]	EMPC	PCB-191	(1.71)		PCB-203	7.49	J	Deca	Conc.	Qualifiers
PCB-182	(1.8)		PCB-170	13.6		PCB-195	[1.72]	J EMPC	PCB-209	(4.1)	
PCB-183	[6.82]	J EMPC	PCB-190	[2.44]	J EMPC	PCB-194	6.73	J			
PCB-185	[1.28]	J EMPC	PCB-189	(2.6)		PCB-205	(2.9)				
			Conc.	58.1		Conc.	27.5				
			EMPC	91.3		EMPC	33.5				

Sample ID: GP-802-GW

Method 1668C

Client Data		Sample Data		Laboratory Data			
Name:	SLR International Corp	Matrix:	Aqueous	Project No.:	B3246	Date Received:	30-Apr-2019
Project ID:	Nord Door	Weight/Volume:	0.86 L	Sample ID:	B3246_16671_PCB_002	Date Extracted:	08-May-2019
Date Collected:	26-Apr-2019	pH	5	QC Batch No.:	16671	Date Analyzed:	20-May-2019
Analyte	Conc.	DL	EMPC	Qualifier	Standard	Recovery	
	pg/L	pg/L	pg/L			%	
PCB-77 33'44'-TeCB	ND	4.74			ES PCB-1	67.4	
PCB-81 344'5'-TeCB	ND	4.18			ES PCB-3	71.8	
PCB-105 233'44'-PeCB	EMPC		1.27	J B	ES PCB-4	79.1	
PCB-114 2344'5'-PeCB	ND	1.99			ES PCB-15	82.4	
PCB-118 23'44'5'-PeCB	4.5			J B	ES PCB-19	82.4	
PCB-123 23'44'5'-PeCB	ND	1.95			ES PCB-37	77.4	
PCB-126 33'44'5'-PeCB	ND	1.5			ES PCB-54	68.4	
PCB-156/157 233'44'5'/233'44'5'-HxCB	ND	2.28		C	ES PCB-77	73.6	
PCB-167 23'44'55'-HxCB	ND	1.53			ES PCB-81	75.8	
PCB-169 33'44'55'-HxCB	ND	1.97			ES PCB-104	84.9	
PCB-189 233'44'55'-HpCB	ND	2.46			ES PCB-105	93.8	
					ES PCB-114	91.1	
TEQs (WHO 2005 M/H)					ES PCB-118	91.9	
					ES PCB-123	94.5	
ND = 0	0.000135		0.000173		ES PCB-126	93.2	
ND = 0.5 x DL	0.106		0.106		ES PCB-153	95.8	
ND = DL	0.211		0.211		ES PCB-155	93.7	
					ES PCB-156/157	109	
Totals					ES PCB-167	104	
Mono-CB	ND	4.6			ES PCB-169	120	
Di-CB	2.31		24		ES PCB-170	86.8	
Tri-CB	ND	8.21			ES PCB-180	83.9	
Tetra-CB	102		115		ES PCB-188	92.1	
Penta-CB	17		18.3		ES PCB-189	92.7	
Hexa-CB	4.88		13.7		ES PCB-202	98.5	
Hepta-CB	3.44				ES PCB-205	105	
Octa-CB	ND	2.86			ES PCB-206	117	
Nona-CB	ND	10.8			ES PCB-208	97.5	
Deca-CB	ND	4.6			ES PCB-209	126	
					CS PCB-28	82.5	
Total PCB (Mono-Deca)	130		174		CS PCB-111	90.1	
					CS PCB-178	97	



Sample ID: GP-802-GW **Method 1668C**

<u>Client Data</u>			<u>Sample Data</u>			<u>Laboratory Data</u>						
Name:	SLR International Corp		Matrix:	Aqueous		Project No.:	B3246		Date Received:	30-Apr-2019		
Project ID:	Nord Door		Weight/Volume:	0.86 L		Sample ID:	B3246_16671_PCB_002		Date Extracted:	08-May-2019		
Date Collected:	26-Apr-2019		pH	5		QC Batch No.:	16671		Date Analyzed:	20-May-2019		
			Units	pg/L		Checkcode:	667-905-RKN/C		Time Analyzed:	19:56:07		

Mono			Tri			Tetra			Tetra		
	Conc.	Qualifiers		Conc.	Qualifiers		Conc.	Qualifiers		Conc.	Qualifiers
PCB-1	(4.37)		PCB-19	(9.65)		PCB-54	(3.28)		PCB-72	(3.6)	
PCB-2	(4.5)		PCB-30/18	(6.89)	C	PCB-50/53	(4.68)	C	PCB-68	[12.5]	EMPC
PCB-3	(4.83)		PCB-17	(10.1)		PCB-45	(5.65)		PCB-57	(3.85)	
			PCB-27	(7.2)		PCB-51	39.3		PCB-58	(3.44)	
			PCB-24	(6.99)		PCB-46	(5.91)		PCB-67	(3.51)	
Conc.	0		PCB-16	(10.4)		PCB-52	(4.22)		PCB-63	(4.21)	
EMPC	0		PCB-32	(6.52)		PCB-73	(3.59)		PCB-61/70/74/76	(3.72)	C
			PCB-34	(7.01)		PCB-43	(4.56)		PCB-66	(3.59)	
Di											
	Conc.	Qualifiers		Conc.	Qualifiers		Conc.	Qualifiers		Conc.	Qualifiers
PCB-4	(3.54)		PCB-23	(7.08)		PCB-69/49	(4.15)	C	PCB-55	(3.53)	
PCB-10	(2.62)		PCB-26/29	(6.94)	C	PCB-48	(4.96)		PCB-56	(3.71)	
PCB-9	(2.46)		PCB-25	(5.96)		PCB-44/47/65	63.1	C	PCB-60	(4.45)	
PCB-7	(2.74)		PCB-31	(6.13)		PCB-59/62/75	(3.72)	C	PCB-80	(3.67)	
PCB-6	(2.35)		PCB-28/20	(6.62)	C	PCB-42	(5.42)		PCB-79	(3.42)	
PCB-5	(2.82)		PCB-21/33	(6.79)	C	PCB-41	(6.13)		PCB-78	(3.92)	
PCB-8	2.31	J	PCB-22	(6.13)		PCB-71/40	(4.41)	C	PCB-81	(4.18)	
PCB-14	(2.76)		PCB-36	(6.01)		PCB-64	(3.69)		PCB-77	(4.74)	
PCB-11	[21.7]	B EMPC	PCB-39	(6.65)							
PCB-13/12	(2.73)	C	PCB-38	(6.59)							
PCB-15	(2.55)		PCB-35	(6.85)							
			PCB-37	(6.78)							
Conc.	2.31		Conc.	0		Conc.			Conc.	102	
EMPC	24		EMPC	0		EMPC			EMPC	115	

SGS

5500 Business Drive
 Wilmington, NC 28405, USA
 Tel: +1 910 794-1613
 www.us.sgs.com

Totals	Conc.	EMPC
Mono-Tri	2.31	24
Tetra-Hexa	124	147
Hepta-Deca	3.44	3.44
Mono-Deca	130	174

Sample ID: GP-802-GW						Method 1668C					
Penta	Conc.	Qualifiers	Penta	Conc.	Qualifiers	Hexa	Conc.	Qualifiers	Hexa	Conc.	Qualifiers
PCB-104	(1.55)		PCB-109/119/86/97/125/87	(2.15)	C	PCB-155	(1.29)		PCB-165	(1.4)	
PCB-96	(1.56)		PCB-117	(2.07)		PCB-152	(1.21)		PCB-146	(1.41)	
PCB-103	(2.51)		PCB-116/85	(2.21)	C	PCB-150	(1.38)		PCB-161	(1.19)	
PCB-94	(3.07)		PCB-110	4.82	J B	PCB-136	(1.45)		PCB-153/168	[4.97]	J B EMPC C
PCB-95	3.28	J B	PCB-115	(1.83)		PCB-145	(1.28)		PCB-141	(1.73)	
PCB-100/93	(2.73)	C	PCB-82	(2.71)		PCB-148	(1.66)		PCB-130	(2.03)	
PCB-102	(2.03)		PCB-111	(1.93)		PCB-151/135	(1.66)	C	PCB-137	(1.87)	
PCB-98	(2.74)		PCB-120	(1.57)		PCB-154	(1.57)		PCB-164	(1.15)	
PCB-88	(2.88)		PCB-108/124	(1.89)	C	PCB-144	(1.68)		PCB-163/138/129	4.88	J B C
PCB-91	(2.59)		PCB-107	(1.71)		PCB-147/149	[3.84]	J B EMPC C	PCB-160	(1.35)	
PCB-84	(3.18)		PCB-123	(1.95)		PCB-134	(2.01)		PCB-158	(1.25)	
PCB-89	(2.62)		PCB-106	(1.78)		PCB-143	(1.74)		PCB-128/166	(1.7)	C
PCB-121	(1.75)		PCB-118	4.5	J B	PCB-139/140	(1.57)	C	PCB-159	(1.3)	
PCB-92	(2.77)		PCB-122	(2.37)		PCB-131	(1.85)		PCB-162	(1.51)	
PCB-113/90/101	4.41	J B C	PCB-114	(1.99)		PCB-142	(1.88)		PCB-167	(1.53)	
PCB-83	(3.39)		PCB-105	[1.27]	J B EMPC	PCB-132	(1.75)		PCB-156/157	(2.28)	C
PCB-99	(1.86)		PCB-127	(1.87)		PCB-133	(1.65)		PCB-169	(1.97)	
PCB-112	(1.7)		PCB-126	(1.5)							
			Conc.	17					Conc.	4.88	
			EMPC	18.3					EMPC	13.7	
Hepta	Conc.	Qualifiers	Hepta	Conc.	Qualifiers	Octa	Conc.	Qualifiers	Nona	Conc.	Qualifiers
PCB-188	(1.42)		PCB-174	(2.96)		PCB-202	(1.83)		PCB-208	(6.29)	
PCB-179	(1.34)		PCB-177	(3.1)		PCB-201	(2.07)		PCB-207	(6.44)	
PCB-184	(1.46)		PCB-181	(2.88)		PCB-204	(1.78)		PCB-206	(15.3)	
PCB-176	(1.56)		PCB-171/173	(3.35)	C	PCB-197	(1.95)				
PCB-186	(1.28)		PCB-172	(3.27)		PCB-200	(1.91)		Conc.	0	
PCB-178	(2.05)		PCB-192	(2.24)		PCB-198/199	(2.35)	C	EMPC	0	
PCB-175	(3.22)		PCB-180/193	3.44	J C	PCB-196	(2.69)				
PCB-187	(2.63)		PCB-191	(2.57)		PCB-203	(2.16)		Deca	Conc.	Qualifiers
PCB-182	(2.7)		PCB-170	(3.78)		PCB-195	(4.61)		PCB-209	(4.6)	
PCB-183	(2.84)		PCB-190	(2.74)		PCB-194	(4.42)				
PCB-185	(3.51)		PCB-189	(2.46)		PCB-205	(3.88)				
			Conc.	3.44		Conc.	0				
			EMPC	3.44		EMPC	0				

Sample ID: Method Blank B3246_16671

Method 1668C

Client Data		Sample Data		Laboratory Data			
Name:	SLR International Corp	Matrix:	Aqueous	Project No.:	B3246	Date Received:	n/a
Project ID:	Nord Door	Weight/Volume:	1.00 L	Sample ID:	MB1_16671_PCB_TLX	Date Extracted:	08-May-2019
Date Collected:	n/a	pH	n/a	QC Batch No.:	16671	Date Analyzed:	20-May-2019
Analyte	Conc.	DL	EMPC	Qualifier	Standard	Recovery	
	pg/L	pg/L	pg/L			%	
PCB-77 33'44'-TeCB	ND	3.53			ES PCB-1	65	
PCB-81 344'5'-TeCB	ND	3.43			ES PCB-3	72	
PCB-105 233'44'-PeCB	EMPC		1.51	J	ES PCB-4	83.2	
PCB-114 2344'5'-PeCB	ND	1.46			ES PCB-15	83.7	
PCB-118 23'44'5'-PeCB	2.41			J	ES PCB-19	87	
PCB-123 23'44'5'-PeCB	ND	1.54			ES PCB-37	80	
PCB-126 33'44'5'-PeCB	ND	1.52			ES PCB-54	83.6	
PCB-156/157 233'44'5'/233'44'5'-HxCB	ND	1.62		C	ES PCB-77	79.2	
PCB-167 23'44'55'-HxCB	ND	1.05			ES PCB-81	78.5	
PCB-169 33'44'55'-HxCB	ND	1.43			ES PCB-104	93.5	
PCB-189 233'44'55'-HpCB	ND	2.06			ES PCB-105	97.6	
					ES PCB-114	98.1	
TEQs (WHO 2005 M/H)					ES PCB-118	97.2	
					ES PCB-123	98.1	
ND = 0	0.0000724		0.000118		ES PCB-126	102	
ND = 0.5 x DL	0.0985		0.0985		ES PCB-153	95.9	
ND = DL	0.197		0.197		ES PCB-155	93.9	
					ES PCB-156/157	112	
					ES PCB-167	107	
Totals					ES PCB-169	125	
Mono-CB	ND	2.7			ES PCB-170	88.9	
Di-CB			13.3		ES PCB-180	85.5	
Tri-CB	ND	5.73			ES PCB-188	98.7	
Tetra-CB	ND	3.21			ES PCB-189	93.7	
Penta-CB	2.41		12.4		ES PCB-202	101	
Hexa-CB	6.53		8.53		ES PCB-205	108	
Hepta-CB	ND	1.86			ES PCB-206	117	
Octa-CB	ND	1.94			ES PCB-208	99	
Nona-CB	ND	7.89			ES PCB-209	129	
Deca-CB	ND	3.91			CS PCB-28	86.7	
					CS PCB-111	98.1	
Total PCB (Mono-Deca)	8.94		34.2		CS PCB-178	101	



Sample ID: Method Blank B3246_16671 **Method 1668C**

Client Data			Sample Data			Laboratory Data					
Name: SLR International Corp			Matrix: Aqueous			Project No.: B3246			Date Received: n/a		
Project ID: Nord Door			Weight/Volume: 1.00 L			Sample ID: MB1_16671_PCB_TLX			Date Extracted: 08-May-2019		
Date Collected: n/a			pH: n/a			QC Batch No.: 16671			Date Analyzed: 20-May-2019		
			Units: pg/L			Checkcode: 781-051-SZS/C			Time Analyzed: 18:01:14		
Mono	Conc.	Qualifiers	Tri	Conc.	Qualifiers	Tetra	Conc.	Qualifiers	Tetra	Conc.	Qualifiers
PCB-1	(2.67)		PCB-19	(6.43)		PCB-54	(2.62)		PCB-72	(2.96)	
PCB-2	(2.54)		PCB-30/18	(4.59)	C	PCB-50/53	(3.4)	C	PCB-68	(3.19)	
PCB-3	(2.73)		PCB-17	(6.7)		PCB-45	(4.1)		PCB-57	(3.16)	
			PCB-27	(4.8)		PCB-51	(3.36)		PCB-58	(2.83)	
Conc.	0		PCB-24	(4.65)		PCB-46	(4.3)		PCB-67	(2.88)	
EMPC	0		PCB-16	(6.94)		PCB-52	(3.06)		PCB-63	(3.45)	
			PCB-32	(4.34)		PCB-73	(2.61)		PCB-61/70/74/76	(3.05)	C
Di	Conc.	Qualifiers	PCB-34	(5.21)		PCB-43	(3.31)		PCB-66	(2.95)	
PCB-4	(2.14)		PCB-23	(5.25)		PCB-69/49	(3.02)	C	PCB-55	(2.9)	
PCB-10	(1.58)		PCB-26/29	(5.15)	C	PCB-48	(3.6)		PCB-56	(3.05)	
PCB-9	(1.66)		PCB-25	(4.42)		PCB-44/47/65	(3.12)	C	PCB-60	(3.65)	
PCB-7	(1.85)		PCB-31	(4.55)		PCB-59/62/75	(2.7)	C	PCB-80	(3.02)	
PCB-6	(1.58)		PCB-28/20	(4.91)	C	PCB-42	(3.94)		PCB-79	(2.81)	
PCB-5	(1.9)		PCB-21/33	(5.04)	C	PCB-41	(4.46)		PCB-78	(3.22)	
PCB-8	(1.55)		PCB-22	(4.55)		PCB-71/40	(3.2)	C	PCB-81	(3.43)	
PCB-14	(1.86)		PCB-36	(4.46)		PCB-64	(2.68)		PCB-77	(3.53)	
PCB-11	[13.3]	EMPC	PCB-39	(4.93)							
PCB-13/12	(1.84)	C	PCB-38	(4.89)							
PCB-15	(1.72)		PCB-35	(5.09)							
			PCB-37	(5.03)							
Conc.	0		Conc.	0					Conc.	0	
EMPC	13.3		EMPC	0					EMPC	0	

<p>5500 Business Drive Wilmington, NC 28405, USA Tel: +1 910 794-1613 www.us.sgs.com</p>	Totals		
		Conc.	EMPC
	Mono-Tri	0	13.3
	Tetra-Hexa	8.94	20.9
Hepta-Deca	0	0	
Mono-Deca	8.94	34.2	

Sample ID: Method Blank B3246_16671									Method 1668C		
Penta	Conc.	Qualifiers	Penta	Conc.	Qualifiers	Hexa	Conc.	Qualifiers	Hexa	Conc.	Qualifiers
PCB-104	(1.48)		PCB-109/119/86/97/125/87	(1.7)	C	PCB-155	(1.14)		PCB-165	(1.3)	
PCB-96	(1.49)		PCB-117	(1.64)		PCB-152	(1.07)		PCB-146	(1.31)	
PCB-103	(1.98)		PCB-116/85	(1.74)	C	PCB-150	(1.21)		PCB-161	(1.1)	
PCB-94	(2.42)		PCB-110	[2.65]	J EMPC	PCB-136	(1.28)		PCB-153/168	3.28	J C
PCB-95	[2.52]	J EMPC	PCB-115	(1.44)		PCB-145	(1.13)		PCB-141	(1.6)	
PCB-100/93	(2.15)	C	PCB-82	(2.14)		PCB-148	(1.54)		PCB-130	(1.88)	
PCB-102	(1.6)		PCB-111	(1.53)		PCB-151/135	(1.54)	C	PCB-137	(1.74)	
PCB-98	(2.16)		PCB-120	(1.24)		PCB-154	(1.46)		PCB-164	(1.07)	
PCB-88	(2.28)		PCB-108/124	(1.49)	C	PCB-144	(1.56)		PCB-163/138/129	3.25	J C
PCB-91	(2.04)		PCB-107	(1.35)		PCB-147/149	[2]	J EMPC C	PCB-160	(1.26)	
PCB-84	(2.51)		PCB-123	(1.54)		PCB-134	(1.87)		PCB-158	(1.16)	
PCB-89	(2.06)		PCB-106	(1.4)		PCB-143	(1.61)		PCB-128/166	(1.17)	C
PCB-121	(1.38)		PCB-118	2.41	J	PCB-139/140	(1.46)	C	PCB-159	(0.893)	
PCB-92	(2.19)		PCB-122	(1.74)		PCB-131	(1.72)		PCB-162	(1.04)	
PCB-113/90/101	[3.31]	J EMPC C	PCB-114	(1.46)		PCB-142	(1.75)		PCB-167	(1.05)	
PCB-83	(2.67)		PCB-105	[1.51]	J EMPC	PCB-132	(1.63)		PCB-156/157	(1.62)	C
PCB-99	(1.47)		PCB-127	(1.46)		PCB-133	(1.53)		PCB-169	(1.43)	
PCB-112	(1.34)		PCB-126	(1.52)							
			Conc.	2.41					Conc.	6.53	
			EMPC	12.4					EMPC	8.53	
Hepta	Conc.	Qualifiers	Hepta	Conc.	Qualifiers	Octa	Conc.	Qualifiers	Nona	Conc.	Qualifiers
PCB-188	(1.14)		PCB-174	(1.93)		PCB-202	(1.13)		PCB-208	(4.59)	
PCB-179	(1.08)		PCB-177	(2.02)		PCB-201	(1.28)		PCB-207	(4.7)	
PCB-184	(1.17)		PCB-181	(1.88)		PCB-204	(1.1)		PCB-206	(11.2)	
PCB-176	(1.25)		PCB-171/173	(2.19)	C	PCB-197	(1.2)				
PCB-186	(1.03)		PCB-172	(2.14)		PCB-200	(1.18)		Conc.	0	
PCB-178	(1.64)		PCB-192	(1.46)		PCB-198/199	(1.45)	C	EMPC	0	
PCB-175	(2.1)		PCB-180/193	(1.78)	C	PCB-196	(1.66)				
PCB-187	(1.72)		PCB-191	(1.68)		PCB-203	(1.33)		Deca	Conc.	Qualifiers
PCB-182	(1.76)		PCB-170	(2.73)		PCB-195	(3.27)		PCB-209	(3.91)	
PCB-183	(1.85)		PCB-190	(1.98)		PCB-194	(3.14)				
PCB-185	(2.29)		PCB-189	(2.06)		PCB-205	(2.75)				
			Conc.	0		Conc.	0				
			EMPC	0		EMPC	0				



METHOD 1668C

PCB ONGOING PRECISION AND RECOVERY (OPR)

FORM 8A

Lab Name: SGS North America
 Initial Calibration: ICAL: MM4_PCB_08292018_04Jan2019
 Instrument ID: MM4 GC Column ID:
 VER Data Filename: 190520S09 Analysis Date: 20-MAY-2019 17:03:47
 Lab ID: OPR1_16671_PCB

NATIVE ANALYTES	SPIKE CONC. (pg/uL)	RECOVERY (%)	RANGE (%)			OK
PCB-1 2-MoCB	50	108	60	-	135	Y
PCB-3 4-MoCB	50	108	60	-	135	Y
PCB-4 22'-DiCB	50	110	60	-	135	Y
PCB-15 44'-DiCB	50	102	60	-	135	Y
PCB-19 22'6-TrCB	50	106	60	-	135	Y
PCB-37 344'-TrCB	50	102	60	-	135	Y
PCB-54 22'66'-TeCB	50	104	60	-	135	Y
PCB-77 33'44'-TeCB	50	100	60	-	135	Y
PCB-81 344'5-TeCB	50	90.6	60	-	135	Y
PCB-104 22'466'-PeCB	50	93.7	60	-	135	Y
PCB-105 233'44'-PeCB	50	99.3	60	-	135	Y
PCB-114 2344'5-PeCB	50	96.5	60	-	135	Y
PCB-118 23'44'5-PeCB	50	96.6	60	-	135	Y
PCB-123 23'44'5'-PeCB	50	93.3	60	-	135	Y
PCB-126 33'44'5-PeCB	50	116	60	-	135	Y
PCB-155 22'44'66'-HxCB	50	88.7	60	-	135	Y
PCB-156/157 ...-HxCB	100	97.2	60	-	135	Y
PCB-167 23'44'55'-HxCB	50	99.6	60	-	135	Y
PCB-169 33'44'55'-HxCB	50	109	60	-	135	Y
PCB-188 22'34'566'-HpCB	50	99.6	60	-	135	Y
PCB-189 233'44'55'-HpCB	50	98.2	60	-	135	Y
PCB-202 22'33'55'66'-OcCB	50	95	60	-	135	Y
PCB-205 233'44'55'6-OcCB	50	102	60	-	135	Y
PCB-206 22'33'44'55'6-NoCB	50	108	60	-	135	Y
PCB-208 22'33'455'66'-NoCB	50	99.2	60	-	135	Y
PCB-209 DeCB	50	89	60	-	135	Y

Contract-required recovery limits for OPR as specified in Table 6,
 Method 1668C.

Processed: 21 May 2019 09:11 Analyst: MS

**METHOD 1668C****PCB ONGOING PRECISION AND RECOVERY (OPR)****FORM 8B**

Lab Name: SGS North America
Initial Calibration: ICAL: MM4_PCB_08292018_04Jan2019
Instrument ID: MM4 GC Column ID:
VER Data Filename: 190520S09 Analysis Date: 20-MAY-2019 17:03:47
Lab ID: OPR1_16671_PCB

LABELLED STANDARDS	SPIKE CONC. (pg/uL)	RECOVERY (%)	RANGE (%)			OK
ES PCB-1	100	65.4	15	-	145	Y
ES PCB-3	100	68.6	15	-	145	Y
ES PCB-4	100	79.5	15	-	145	Y
ES PCB-15	100	75.4	15	-	145	Y
ES PCB-19	100	79.7	15	-	145	Y
ES PCB-37	100	73.8	15	-	145	Y
ES PCB-54	100	72.1	15	-	145	Y
ES PCB-77	100	73.3	40	-	145	Y
ES PCB-81	100	71.3	40	-	145	Y
ES PCB-104	100	91.9	40	-	145	Y
ES PCB-105	100	96.2	40	-	145	Y
ES PCB-114	100	93.4	40	-	145	Y
ES PCB-118	100	92.4	40	-	145	Y
ES PCB-123	100	94.1	40	-	145	Y
ES PCB-126	100	95.2	40	-	145	Y
ES PCB-153	100	98	40	-	145	Y
ES PCB-155	100	94.7	40	-	145	Y
ES PCB-156/157	200	111	40	-	145	Y
ES PCB-167	100	103	40	-	145	Y
ES PCB-169	100	120	40	-	145	Y
ES PCB-170	100	89.9	40	-	145	Y
ES PCB-180	100	82.5	40	-	145	Y
ES PCB-188	100	94.3	40	-	145	Y
ES PCB-189	100	94.9	40	-	145	Y
ES PCB-202	100	101	40	-	145	Y
ES PCB-205	100	106	40	-	145	Y
ES PCB-206	100	120	40	-	145	Y
ES PCB-208	100	99.7	40	-	145	Y
ES PCB-209	100	132	40	-	145	Y
CLEANUP STANDARDS						
CS PCB-28	100	80	15	-	145	Y
CS PCB-111	100	88.7	40	-	145	Y
CS PCB-178	100	94.6	40	-	145	Y

Processed: 21 May 2019 09:11 Analyst: MS



FINAL LAB REPORT

Prepared by

SGS NORTH AMERICA

Prepared for

This report is approved by

This document is issued by the Company under its General Conditions of Service accessible at http://www.sgs.com/en/terms_and_conditions.htm. Attention is drawn to the limitation of liability, indemnification and jurisdiction issues defined therein.

SGS remains committed to serving you in the most effective manner. Should you have any questions or need additional information and technical support, please do not hesitate to contact us.

The management and staff of SGS welcomes customer feedback, both positive and negative, as we continually improve our services. Please visit our web site at www.sgs.com/ultratrace and click on the 'Email Us' link or go to our survey [here](#). Thank you for choosing SGS.

Any holder of this document is advised that it is a final submission and supersedes and voids all prior reports with the same report or identification number. The information contained hereon reflects the Company's findings at the time of its intervention only and within the limits of Client's instructions, if any. The Company's sole responsibility in conducting the work herein is to its Client and does not exonerate parties to a transaction from exercising all of their rights and obligations under such applicable transaction documents. This report may be reproduced in full only. The Company expressly disclaims any and all liability for the Client's use of or reliance upon the data contained herein. Any alteration, forgery or falsification of the content or appearance of this document which is not expressly authorized by the Company is unlawful and offenders may be prosecuted to the fullest extent of the law. Results reported relate only to the items tested.



PROJECT INFORMATION SUMMARY *(When applicable, see QC Annotations for details)*

Client Project
SGS Project #
Analytical Protocol(s)
No. Samples Submitted
Additional QC Sample(s)
No. Laboratory Method Blanks
No. OPRs / Batch CS3
Date Received
Condition Received
Temperature upon Receipt (°C)
Extraction within Holding Time
Analysis within Holding Time



QC ANNOTATIONS:

1. Please see Appendices attached for data qualifier/attribute and lab identifier descriptions which may be contained in the project.

APPENDIX A: GENERAL DATA QUALIFIERS / DATA ATTRIBUTES

B	The analyte was found in the method blank, at a concentration that was at least 10% of the concentration in the sample.
C	Two or more congeners co-elute. In EDDs, C denotes the lowest IUPAC congener in a co-elution group and additional co-eluters for the group are shown with the number of the lowest IUPAC co-eluter.
E	The reported concentration exceeds the calibration range (upper point of the calibration curve) and is an estimated value.
EMPC	Represents an Estimated Maximum Possible Concentration. EMPCs arise in cases where the signal/noise ratio is not sufficient for peak identification (the determined ion-abundance ratio is outside the allowed theoretical range), or where there is a co-eluting interference.
H/h	If the standard recovery is below the method or SOP specified value "H" is assigned. If the obtained value is less than half the specified value "h" is assigned.
J	Indicates that an analyte has a concentration below the reporting limit (lowest point of the calibration curve) and is an estimated value.
ND	Indicates a non-detect.
NR or R	Indicates a value that is not reportable.
PR	Due to interference, the associated congener is poorly resolved.
QI	Indicates the presence of a quantitative interference.
SI	Denotes "Single Ion Mode" and is utilized for PCBs where the secondary ion trace has a significantly elevated noise level due to background PFK. Responses for such peaks are calculated using an EMPC approach based solely on the primary ion area(s) and may be considered estimates.
U	The analyte was not detected. The estimated detection limit (EDL) may be reported for this analyte.
V	The labeled standard recovery was found to be outside of the method control limits.



APPENDIX B: DRBC/TMDL SPECIFIC DATA QUALIFIERS / DATA ATTRIBUTES

J	The reported result is an estimate. The value is less than the minimum calibration level but greater than the estimated detection limit (EDL).
U	The analyte was not detected in the sample at the estimated detection limit (EDL).
E	The reported concentration is an estimate. The value exceeds the upper calibration range (upper point of the calibration curve).
D	Dilution Data. Result was obtained from the analysis of a dilution.
B	Analyte found in the sample and associated method blank.
C	Co-eluting congener
Cxx	Co-elutes with the indicated congener, data is reported under the lowest IUPAC congener. 'Xx' denotes the IUPAC number with the lowest numerical designated congener.
NR	Analyte is not reportable because of problems in sample preparation or analysis.
V	Labeled standard recovery is not within method control limits.
X	Results from re-injection/repeat/second-column analysis.
EMPC	Estimated maximum possible concentration. Indicates that a peak is identified but did not meet the method specified ion-abundance ratio.

APPENDIX C: LAB IDENTIFIERS

AR	Indicates use of the archived portion of the sample extract.
CU	Indicates a sample that required additional clean-up prior to MS injection/processing.
D	Indicates a dilution of the sample extract. The number that follows the "D" indicates the dilution factor.
DE	Indicates a dilution performed with the addition of ES (extraction standard) solution.
DUP	Designation for a duplicate sample.
MS	Designation for a matrix spike.
MSD	Designation for a matrix spike duplicate.
RJ	Indicates a reinjection of the sample extract.
S	Indicates a sample split. The number that follows the "S" indicates the split factor.



SGS CERTIFICATIONS

Alaska	17-012
Arkansas	18-042-0
California (ELAP)	ELAP Cert #2914
CLIA	34D1013708
Connecticut	PH-0258
USDA Soil Permit	P330-17-00055
American Association for Laboratory Accreditation (A2LA)	2726.01 (ISO 17025:2005, 2009 TNI, DoD ELAP QSM 5.1)
Florida DOH	E87634
Louisiana DEQ	4115
Louisiana DOH	LA031
Maine	2018018
Massachusetts	M-NC919
Minnesota (Primary NELAP For Method 23)	1535636
Mississippi	Reciprocity
Montana	0106
New Hampshire	208318 & 208518
New Jersey	NC100
New York	11685
North Carolina DEQ	481
North Dakota	R-197
Oregon	NC200002
Pennsylvania	68-03675
South Carolina	99029002
Texas	T104704260
US Coast Guard	16714/159.317/SGS
Vermont	VT-87634
Virginia	10101
Washington	C913
West Virginia	293

Rev. 06-Mar-2019

Sample ID: GP-MW-11-SS

Method 1613B

Client Data		Sample Data		Laboratory Data			
Name:	SLR International Corp	Matrix:	Solid	Lab Project ID:	B3245	Date Received:	30-Apr-2019
Project ID:	Nord Door	Weight/Volume:	12.13 g	Lab Sample ID:	B3245_16666_DF_001	Date Extracted:	07-May-2019
Date Collected:	25-Apr-2019	% Solid:	74.2 %	QC Batch No:	16666	Date Analyzed:	13-May-2019
		Split:	-	Dilution:	-	Time Analyzed:	17:46:56
Analyte	Conc. (pg/g)	DL (pg/g)	EMPC (pg/g)	Qualifiers	Standard	ES Recoveries	Qualifiers
2378-TCDD	EMPC		0.33	J	ES 2378-TCDD	82.9	
12378-PeCDD	ND	0.211			ES 12378-PeCDD	67	
123478-HxCDD	EMPC		0.978	J	ES 123478-HxCDD	82.7	
123678-HxCDD	EMPC		5.49		ES 123678-HxCDD	85.8	
123789-HxCDD	EMPC		1.52	J	ES 123789-HxCDD	78.6	
1234678-HpCDD	149				ES 1234678-HpCDD	63.7	
OCDD	1,570				ES OCDD	43.1	
2378-TCDF	ND	0.246			ES 2378-TCDF	78.8	
12378-PeCDF	0.482			J	ES 12378-PeCDF	74	
23478-PeCDF	0.908			J	ES 23478-PeCDF	75	
123478-HxCDF	3.74				ES 123478-HxCDF	77.1	
123678-HxCDF	1.67			J	ES 123678-HxCDF	81.6	
234678-HxCDF	1.66			J	ES 234678-HxCDF	82.5	
123789-HxCDF	ND	0.271			ES 123789-HxCDF	68.5	
1234678-HpCDF	16.6				ES 1234678-HpCDF	81.6	
1234789-HpCDF	EMPC		0.684	J	ES 1234789-HpCDF	61	
OCDF	EMPC		11.8		ES OCDF	41.9	
Totals					Standard	CS Recoveries	
Total TCDD	0.59		1.19		CS 37Cl-2378-TCDD	85.3	
Total PeCDD	1.85		1.85		CS 12347-PeCDD	82.1	
Total HxCDD	16.5		25.2		CS 12346-PeCDF	84.8	
Total HpCDD	264		264		CS 123469-HxCDF	97.4	
Total TCDF	1.83		3.06		CS 1234689-HpCDF	83.9	
Total PeCDF	16.4		16.6				
Total HxCDF	46.6		47.8				
Total HpCDF	43.6		45.1				
Total PCDD/Fs	1,960		1,980				
WHO-2005 TEQs							
TEQ: ND=0	3.12		4.26				
TEQ: ND=DL/2	3.25	0.388	4.39				
TEQ: ND=DL	3.38	0.776	4.52				



5500 Business Drive
Wilmington, NC 28405, USA
www.us.sgs.com

Tel: +1 910 794-1613; Toll-Free 866 846-8290

Sample ID: GP-MW-12-SS

Method 1613B

Client Data		Sample Data		Laboratory Data			
Name:	SLR International Corp	Matrix:	Solid	Lab Project ID:	B3245	Date Received:	30-Apr-2019
Project ID:	Nord Door	Weight/Volume:	14.69 g	Lab Sample ID:	B3245_16666_DF_002	Date Extracted:	07-May-2019
Date Collected:	25-Apr-2019	% Solid:	89.3 %	QC Batch No:	16666	Date Analyzed:	13-May-2019
		Split:	-	Dilution:	-	Time Analyzed:	18:34:57
Analyte	Conc. (pg/g)	DL (pg/g)	EMPC (pg/g)	Qualifiers	Standard	ES Recoveries	Qualifiers
2378-TCDD	ND	0.154			ES 2378-TCDD	80.3	
12378-PeCDD	ND	0.17			ES 12378-PeCDD	76.1	
123478-HxCDD	ND	0.0924			ES 123478-HxCDD	78.2	
123678-HxCDD	EMPC		0.36	J	ES 123678-HxCDD	79.4	
123789-HxCDD	0.307			J	ES 123789-HxCDD	78	
1234678-HpCDD	5.61				ES 1234678-HpCDD	63.1	
OCDD	40.5				ES OCDD	43.1	
2378-TCDF	EMPC		0.25	J	ES 2378-TCDF	85.6	
12378-PeCDF	ND	0.165			ES 12378-PeCDF	78.1	
23478-PeCDF	ND	0.154			ES 23478-PeCDF	80.2	
123478-HxCDF	ND	0.0684			ES 123478-HxCDF	77	
123678-HxCDF	ND	0.0693			ES 123678-HxCDF	78.4	
234678-HxCDF	ND	0.0699			ES 234678-HxCDF	78.2	
123789-HxCDF	ND	0.0947			ES 123789-HxCDF	72.3	
1234678-HpCDF	EMPC		0.788	J	ES 1234678-HpCDF	68.7	
1234789-HpCDF	ND	0.158			ES 1234789-HpCDF	62.3	
OCDF	2.33			J	ES OCDF	45.3	
Totals					Standard	CS Recoveries	
Total TCDD	1.18		1.55		CS 37Cl-2378-TCDD	96.4	
Total PeCDD	ND		1.08		CS 12347-PeCDD	95.7	
Total HxCDD	1.86		3.33		CS 12346-PeCDF	93.4	
Total HpCDD	20		20		CS 123469-HxCDF	100	
Total TCDF	0.172		0.884		CS 1234689-HpCDF	84.1	
Total PeCDF	ND		1.04				
Total HxCDF	1.72		1.72				
Total HpCDF	ND		2.33				
Total PCDD/Fs	67.8		74.8				
WHO-2005 TEQs							
TEQ: ND=0	0.0996		0.168				
TEQ: ND=DL/2	0.308	0.223	0.377				
TEQ: ND=DL	0.516	0.447	0.585				



5500 Business Drive
 Wilmington, NC 28405, USA
 www.us.sgs.com
 Tel: +1 910 794-1613; Toll-Free 866 846-8290

Sample ID: GP-MW-12-SS-18-19

Method 1613B

Client Data		Sample Data		Laboratory Data			
Name:	SLR International Corp	Matrix:	Solid	Lab Project ID:	B3245	Date Received:	30-Apr-2019
Project ID:	Nord Door	Weight/Volume:	9.35 g	Lab Sample ID:	B3245_16666_DF_003	Date Extracted:	07-May-2019
Date Collected:	25-Apr-2019	% Solid:	61.6 %	QC Batch No:	16666	Date Analyzed:	13-May-2019
		Split:	-	Dilution:	-	Time Analyzed:	19:24:32
Analyte	Conc. (pg/g)	DL (pg/g)	EMPC (pg/g)	Qualifiers	Standard	ES Recoveries	Qualifiers
2378-TCDD	EMPC		0.596		ES 2378-TCDD	77.6	
12378-PeCDD	1.41			J	ES 12378-PeCDD	69.5	
123478-HxCDD	EMPC		1.72	J	ES 123478-HxCDD	74	
123678-HxCDD	EMPC		3.95		ES 123678-HxCDD	77.8	
123789-HxCDD	EMPC		1.96	J	ES 123789-HxCDD	78.3	
1234678-HpCDD	31.4				ES 1234678-HpCDD	62.9	
OCDD	111				ES OCDD	40.2	
2378-TCDF	1.78				ES 2378-TCDF	80.1	
12378-PeCDF	1.11			J	ES 12378-PeCDF	75.6	
23478-PeCDF	1.49			J	ES 23478-PeCDF	76	
123478-HxCDF	EMPC		1.17	J	ES 123478-HxCDF	78.4	
123678-HxCDF	EMPC		0.85	J	ES 123678-HxCDF	77.9	
234678-HxCDF	0.993			J	ES 234678-HxCDF	79	
123789-HxCDF	ND	0.196			ES 123789-HxCDF	69.7	
1234678-HpCDF	4.87				ES 1234678-HpCDF	66.7	
1234789-HpCDF	EMPC		0.292	J	ES 1234789-HpCDF	63.7	
OCDF	2.15			J	ES OCDF	43	
Totals					Standard	CS Recoveries	
Total TCDD	45.2		53		CS 37Cl-2378-TCDD	86.7	
Total PeCDD	50.6		51.5		CS 12347-PeCDD	84.2	
Total HxCDD	49.6		63.6		CS 12346-PeCDF	88	
Total HpCDD	63.9		63.9		CS 123469-HxCDF	95.4	
Total TCDF	36.7		39.1		CS 1234689-HpCDF	76.2	
Total PeCDF	20.1		20.9				
Total HxCDF	3.98		10.6				
Total HpCDF	7.58		7.87				
Total PCDD/Fs	391		424				
WHO-2005 TEQs							
TEQ: ND=0	2.56		4.12				
TEQ: ND=DL/2	2.57	0.233	4.13				
TEQ: ND=DL	2.58	0.465	4.14				




5500 Business Drive
Wilmington, NC 28405, USA
www.us.sgs.com

Tel: +1 910 794-1613; Toll-Free 866 846-8290

Sample ID: GP-MW-13-SS

Method 1613B

Client Data		Sample Data		Laboratory Data			
Name:	SLR International Corp	Matrix:	Solid	Lab Project ID:	B3245	Date Received:	30-Apr-2019
Project ID:	Nord Door	Weight/Volume:	13.81 g	Lab Sample ID:	B3245_16666_DF_004	Date Extracted:	07-May-2019
Date Collected:	25-Apr-2019	% Solid:	84.6 %	QC Batch No:	16666	Date Analyzed:	13-May-2019
		Split:	-	Dilution:	-	Time Analyzed:	20:21:49
Analyte	Conc. (pg/g)	DL (pg/g)	EMPC (pg/g)	Qualifiers	Standard	ES Recoveries	Qualifiers
2378-TCDD	ND	0.0744			ES 2378-TCDD	81.4	
12378-PeCDD	ND	0.239			ES 12378-PeCDD	73.7	
123478-HxCDD	ND	0.136			ES 123478-HxCDD	79.3	
123678-HxCDD	EMPC		0.424	J	ES 123678-HxCDD	82.8	
123789-HxCDD	EMPC		0.198	J	ES 123789-HxCDD	83.5	
1234678-HpCDD	5.56				ES 1234678-HpCDD	66.6	
OCDD	55.6				ES OCDD	44.4	
2378-TCDF	0.246			J	ES 2378-TCDF	85.1	
12378-PeCDF	ND	0.0967			ES 12378-PeCDF	81.7	
23478-PeCDF	ND	0.1			ES 23478-PeCDF	78.5	
123478-HxCDF	ND	0.102			ES 123478-HxCDF	80	
123678-HxCDF	ND	0.098			ES 123678-HxCDF	83	
234678-HxCDF	ND	0.0985			ES 234678-HxCDF	83.7	
123789-HxCDF	ND	0.121			ES 123789-HxCDF	76	
1234678-HpCDF	EMPC		1.43	J	ES 1234678-HpCDF	73.3	
1234789-HpCDF	ND	0.183			ES 1234789-HpCDF	66.4	
OCDF	3.66				ES OCDF	48.6	
Totals					Standard	CS Recoveries	
Total TCDD	0.727		1.94		CS 37Cl-2378-TCDD	96.1	
Total PeCDD	ND		0.632		CS 12347-PeCDD	98.1	
Total HxCDD	1.3		3.96		CS 12346-PeCDF	103	
Total HpCDD	16		16		CS 123469-HxCDF	111	
Total TCDF	0.487		1.26		CS 1234689-HpCDF	92.6	
Total PeCDF	ND		0.415				
Total HxCDF	1.91		1.91				
Total HpCDF	3.57		5				
Total PCDD/Fs	83.2		90.4				
WHO-2005 TEQs							
TEQ: ND=0	0.098		0.174		 5500 Business Drive Wilmington, NC 28405, USA www.us.sgs.com Tel: +1 910 794-1613; Toll-Free 866 846-8290		
TEQ: ND=DL/2	0.3	0.221	0.376				
TEQ: ND=DL	0.501	0.443	0.578				

Sample ID: GP-MW-14-SS

Method 1613B

Client Data		Sample Data		Laboratory Data			
Name:	SLR International Corp	Matrix:	Solid	Lab Project ID:	B3245	Date Received:	30-Apr-2019
Project ID:	Nord Door	Weight/Volume:	14.69 g	Lab Sample ID:	B3245_16666_DF_005	Date Extracted:	07-May-2019
Date Collected:	25-Apr-2019	% Solid:	89.3 %	QC Batch No:	16666	Date Analyzed:	14-May-2019
		Split:	-	Dilution:	-	Time Analyzed:	1:31:37
Analyte	Conc. (pg/g)	DL (pg/g)	EMPC (pg/g)	Qualifiers	Standard	ES Recoveries	Qualifiers
2378-TCDD	ND	0.0999			ES 2378-TCDD	93.5	
12378-PeCDD	ND	0.139			ES 12378-PeCDD	75.7	
123478-HxCDD	ND	0.138			ES 123478-HxCDD	81.5	
123678-HxCDD	EMPC		0.352	J	ES 123678-HxCDD	83.1	
123789-HxCDD	ND	0.142			ES 123789-HxCDD	80.5	
1234678-HpCDD	5.42				ES 1234678-HpCDD	83.7	
OCDD	41.9				ES OCDD	46.9	
2378-TCDF	0.164			J	ES 2378-TCDF	93.1	
12378-PeCDF	ND	0.102			ES 12378-PeCDF	85.7	
23478-PeCDF	ND	0.108			ES 23478-PeCDF	86.8	
123478-HxCDF	ND	0.103			ES 123478-HxCDF	81.4	
123678-HxCDF	ND	0.0928			ES 123678-HxCDF	83.3	
234678-HxCDF	ND	0.0926			ES 234678-HxCDF	82.3	
123789-HxCDF	ND	0.115			ES 123789-HxCDF	79.2	
1234678-HpCDF	EMPC		0.983	J	ES 1234678-HpCDF	78.7	
1234789-HpCDF	ND	0.0641			ES 1234789-HpCDF	73.7	
OCDF	3.18			J	ES OCDF	54	
Totals					Standard	CS Recoveries	
Total TCDD	1		1.41		CS 37Cl-2378-TCDD	101	
Total PeCDD	0.659		0.849		CS 12347-PeCDD	93.1	
Total HxCDD	1.96		3.1		CS 12346-PeCDF	104	
Total HpCDD	12.7		12.7		CS 123469-HxCDF	106	
					CS 1234689-HpCDF	94.2	
Total TCDF	0.164		0.327				
Total PeCDF	ND		0.297				
Total HxCDF	1.44		1.44				
Total HpCDF	2.73		3.71				
Total PCDD/Fs	65.7		68.9				
WHO-2005 TEQs							
TEQ: ND=0	0.0841		0.129				
TEQ: ND=DL/2	0.256	0.185	0.301				
TEQ: ND=DL	0.427	0.369	0.472				




5500 Business Drive
Wilmington, NC 28405, USA
www.us.sgs.com

Tel: +1 910 794-1613; Toll-Free 866 846-8290

Sample ID: GP-MW-16-SS

Method 1613B

Client Data		Sample Data		Laboratory Data			
Name:	SLR International Corp	Matrix:	Solid	Lab Project ID:	B3245	Date Received:	30-Apr-2019
Project ID:	Nord Door	Weight/Volume:	14.20 g	Lab Sample ID:	B3245_16666_DF_007	Date Extracted:	07-May-2019
Date Collected:	26-Apr-2019	% Solid:	86.8 %	QC Batch No:	16666	Date Analyzed:	14-May-2019
		Split:	-	Dilution:	-	Time Analyzed:	2:19:34
Analyte	Conc. (pg/g)	DL (pg/g)	EMPC (pg/g)	Qualifiers	Standard	ES Recoveries	Qualifiers
2378-TCDD	EMPC		0.27	J	ES 2378-TCDD	87.2	
12378-PeCDD	1.06			J	ES 12378-PeCDD	76.3	
123478-HxCDD	EMPC		1.43	J	ES 123478-HxCDD	84.1	
123678-HxCDD	10.6				ES 123678-HxCDD	81.4	
123789-HxCDD	3.96				ES 123789-HxCDD	82.3	
1234678-HpCDD	250				ES 1234678-HpCDD	73.9	
OCDD	1,680				ES OCDD	51.4	
2378-TCDF	1.15				ES 2378-TCDF	81.3	
12378-PeCDF	0.877			J	ES 12378-PeCDF	76.4	
23478-PeCDF	1.11			J	ES 23478-PeCDF	81	
123478-HxCDF	3.18				ES 123478-HxCDF	85.2	
123678-HxCDF	3.57				ES 123678-HxCDF	87.9	
234678-HxCDF	5.59				ES 234678-HxCDF	88.4	
123789-HxCDF	ND	0.182			ES 123789-HxCDF	82.9	
1234678-HpCDF	60.6				ES 1234678-HpCDF	81	
1234789-HpCDF	3.1				ES 1234789-HpCDF	70.8	
OCDF	115				ES OCDF	53.2	
Totals					Standard	CS Recoveries	
Total TCDD	13.2		14.5		CS 37Cl-2378-TCDD	97.5	
Total PeCDD	18.1		19.5		CS 12347-PeCDD	96.3	
Total HxCDD	119		121		CS 12346-PeCDF	107	
Total HpCDD	680		680		CS 123469-HxCDF	110	
					CS 1234689-HpCDF	93.9	
Total TCDF	43.3		45.6				
Total PeCDF	81.9		82.2				
Total HxCDF	112		113				
Total HpCDF	167		169				
Total PCDD/Fs	3,030		3,040				
WHO-2005 TEQs					 5500 Business Drive Wilmington, NC 28405, USA www.us.sgs.com Tel: +1 910 794-1613; Toll-Free 866 846-8290		
TEQ: ND=0	7.89		8.31				
TEQ: ND=DL/2	7.9	0.186	8.32				
TEQ: ND=DL	7.91	0.371	8.33				

Sample ID: GP-MW-17-SS

Method 1613B

Client Data		Sample Data		Laboratory Data			
Name:	SLR International Corp	Matrix:	Solid	Lab Project ID:	B3245	Date Received:	30-Apr-2019
Project ID:	Nord Door	Weight/Volume:	13.52 g	Lab Sample ID:	B3245_16666_DF_008	Date Extracted:	07-May-2019
Date Collected:	26-Apr-2019	% Solid:	83.5 %	QC Batch No:	16666	Date Analyzed:	14-May-2019
		Split:	-	Dilution:	-	Time Analyzed:	3:09:12
Analyte	Conc. (pg/g)	DL (pg/g)	EMPC (pg/g)	Qualifiers	Standard	ES Recoveries	Qualifiers
2378-TCDD	ND	0.144			ES 2378-TCDD	89.1	
12378-PeCDD	ND	0.217			ES 12378-PeCDD	78.8	
123478-HxCDD	ND	0.198			ES 123478-HxCDD	83.3	
123678-HxCDD	EMPC		0.644	J	ES 123678-HxCDD	86.3	
123789-HxCDD	EMPC		0.294	J	ES 123789-HxCDD	85.6	
1234678-HpCDD	17.2				ES 1234678-HpCDD	71.1	
OCDD	233				ES OCDD	41.4	
2378-TCDF	ND	0.183			ES 2378-TCDF	90.2	
12378-PeCDF	ND	0.109			ES 12378-PeCDF	83.9	
23478-PeCDF	ND	0.113			ES 23478-PeCDF	86.2	
123478-HxCDF	0.361			J	ES 123478-HxCDF	88.1	
123678-HxCDF	EMPC		0.268	J	ES 123678-HxCDF	89	
234678-HxCDF	EMPC		0.414	J	ES 234678-HxCDF	88.1	
123789-HxCDF	ND	0.233			ES 123789-HxCDF	79.5	
1234678-HpCDF	6.01				ES 1234678-HpCDF	81.8	
1234789-HpCDF	0.321			J	ES 1234789-HpCDF	70.6	
OCDF	19.4				ES OCDF	50.8	
Totals					Standard	CS Recoveries	
Total TCDD	2.08		2.21		CS 37Cl-2378-TCDD	95.3	
Total PeCDD	1.17		1.52		CS 12347-PeCDD	93.1	
Total HxCDD	6.29		7.69		CS 12346-PeCDF	98.1	
Total HpCDD	39.5		39.5		CS 123469-HxCDF	109	
Total TCDF	0.363		0.743		CS 1234689-HpCDF	90.8	
Total PeCDF	2.28		2.42				
Total HxCDF	8.14		8.82				
Total HpCDF	20.4		20.4				
Total PCDD/Fs	332		335				
WHO-2005 TEQs							
TEQ: ND=0	0.347		0.509				
TEQ: ND=DL/2	0.577	0.278	0.739				
TEQ: ND=DL	0.806	0.556	0.968				



5500 Business Drive
 Wilmington, NC 28405, USA
 www.us.sgs.com

Tel: +1 910 794-1613; Toll-Free 866 846-8290

Sample ID: GP-801-SS

Method 1613B

Client Data		Sample Data		Laboratory Data			
Name:	SLR International Corp	Matrix:	Solid	Lab Project ID:	B3245	Date Received:	30-Apr-2019
Project ID:	Nord Door	Weight/Volume:	13.90 g	Lab Sample ID:	B3245_16666_DF_009	Date Extracted:	07-May-2019
Date Collected:	26-Apr-2019	% Solid:	83.3 %	QC Batch No:	16666	Date Analyzed:	14-May-2019
		Split:	-	Dilution:	-	Time Analyzed:	3:58:50
Analyte	Conc. (pg/g)	DL (pg/g)	EMPC (pg/g)	Qualifiers	Standard	ES Recoveries	Qualifiers
2378-TCDD	ND	0.0799			ES 2378-TCDD	90.7	
12378-PeCDD	EMPC		0.194	J	ES 12378-PeCDD	81.8	
123478-HxCDD	0.299			J	ES 123478-HxCDD	84.7	
123678-HxCDD	2				ES 123678-HxCDD	86.9	
123789-HxCDD	0.571			J	ES 123789-HxCDD	83.3	
1234678-HpCDD	63.5				ES 1234678-HpCDD	73	
OCDD	1,380				ES OCDD	45.2	
2378-TCDF	EMPC		0.223	J	ES 2378-TCDF	91.8	
12378-PeCDF	0.258			J	ES 12378-PeCDF	84.9	
23478-PeCDF	EMPC		0.276	J	ES 23478-PeCDF	87.8	
123478-HxCDF	0.579			J	ES 123478-HxCDF	84.9	
123678-HxCDF	0.807			J	ES 123678-HxCDF	85.8	
234678-HxCDF	1.07			J	ES 234678-HxCDF	86.9	
123789-HxCDF	ND	0.11			ES 123789-HxCDF	80.2	
1234678-HpCDF	7.32				ES 1234678-HpCDF	77.7	
1234789-HpCDF	0.62			J	ES 1234789-HpCDF	69.7	
OCDF	12				ES OCDF	52.1	
Totals					Standard	CS Recoveries	
Total TCDD	1.65		3.5		CS 37Cl-2378-TCDD	91.9	
Total PeCDD	3.73		5.15		CS 12347-PeCDD	93.1	
Total HxCDD	23.8		23.9		CS 12346-PeCDF	96.9	
Total HpCDD	147		147		CS 123469-HxCDF	103	
Total TCDF	4.22		4.73		CS 1234689-HpCDF	85.4	
Total PeCDF	4.04		6.47				
Total HxCDF	17.5		17.5				
Total HpCDF	30.5		30.5				
Total PCDD/Fs	1,620		1,630				
WHO-2005 TEQs							
TEQ: ND=0	1.67		1.97				
TEQ: ND=DL/2	1.72	0.167	2.02				
TEQ: ND=DL	1.76	0.333	2.06				




5500 Business Drive
Wilmington, NC 28405, USA
www.us.sgs.com

Tel: +1 910 794-1613; Toll-Free 866 846-8290

Sample ID: GP-802-SS

Method 1613B

Client Data		Sample Data		Laboratory Data			
Name:	SLR International Corp	Matrix:	Solid	Lab Project ID:	B3245	Date Received:	30-Apr-2019
Project ID:	Nord Door	Weight/Volume:	14.43 g	Lab Sample ID:	B3245_16666_DF_010	Date Extracted:	07-May-2019
Date Collected:	26-Apr-2019	% Solid:	90.5 %	QC Batch No:	16666	Date Analyzed:	14-May-2019
		Split:	-	Dilution:	-	Time Analyzed:	4:48:28
Analyte	Conc. (pg/g)	DL (pg/g)	EMPC (pg/g)	Qualifiers	Standard	ES Recoveries	Qualifiers
2378-TCDD	ND	0.115			ES 2378-TCDD	82.2	
12378-PeCDD	0.903			J	ES 12378-PeCDD	74.7	
123478-HxCDD	1.24			J	ES 123478-HxCDD	85.2	
123678-HxCDD	7.66				ES 123678-HxCDD	85.3	
123789-HxCDD	3.21				ES 123789-HxCDD	71.2	
1234678-HpCDD	130				ES 1234678-HpCDD	67.7	
OCDD	1,300				ES OCDD	38	
2378-TCDF	0.58				ES 2378-TCDF	87.1	
12378-PeCDF	0.375			J	ES 12378-PeCDF	77.6	
23478-PeCDF	0.411			J	ES 23478-PeCDF	84.9	
123478-HxCDF	EMPC		0.464	J	ES 123478-HxCDF	82.5	
123678-HxCDF	0.738			J	ES 123678-HxCDF	82.6	
234678-HxCDF	1.09			J	ES 234678-HxCDF	80.3	
123789-HxCDF	ND	0.173			ES 123789-HxCDF	73.6	
1234678-HpCDF	17.7				ES 1234678-HpCDF	69.3	
1234789-HpCDF	0.907			J	ES 1234789-HpCDF	65.8	
OCDF	27.8				ES OCDF	43.1	
Totals					Standard	CS Recoveries	
Total TCDD	5.04		6.25		CS 37Cl-2378-TCDD	87.7	
Total PeCDD	6.55		9.95		CS 12347-PeCDD	90.5	
Total HxCDD	50.7		51.4		CS 12346-PeCDF	96.2	
Total HpCDD	268		268		CS 123469-HxCDF	107	
Total TCDF	3.63		8.37		CS 1234689-HpCDF	82.6	
Total PeCDF	7.27		7.27				
Total HxCDF	23.7		24.2				
Total HpCDF	58.2		58.2				
Total PCDD/Fs	1,760		1,770				
WHO-2005 TEQs					 5500 Business Drive Wilmington, NC 28405, USA www.us.sgs.com Tel: +1 910 794-1613; Toll-Free 866 846-8290		
TEQ: ND=0	4.37		4.42				
TEQ: ND=DL/2	4.44	0.269	4.48				
TEQ: ND=DL	4.5	0.538	4.55				

Sample ID: Method Blank B3245_16666

Method 1613B

Client Data		Sample Data		Laboratory Data			
Name:	SLR International Corp	Matrix:	Solid	Lab Project ID:	B3245	Date Received:	n/a
Project ID:	Nord Door	Weight/Volume:	10.00 g	Lab Sample ID:	MB1_16666_DF_SDS	Date Extracted:	07-May-2019
Date Collected:	n/a	% Solid:	n/a	QC Batch No:	16666	Date Analyzed:	14-May-2019
		Split:	-	Dilution:	-	Time Analyzed:	0:34:19
Analyte	Conc. (pg/g)	DL (pg/g)	EMPC (pg/g)	Qualifiers	Standard	ES Recoveries	Qualifiers
2378-TCDD	ND	0.113			ES 2378-TCDD	84.9	
12378-PeCDD	ND	0.125			ES 12378-PeCDD	77.7	
123478-HxCDD	ND	0.084			ES 123478-HxCDD	83.9	
123678-HxCDD	ND	0.0777			ES 123678-HxCDD	88.1	
123789-HxCDD	ND	0.0844			ES 123789-HxCDD	83	
1234678-HpCDD	ND	0.0793			ES 1234678-HpCDD	72.3	
OCDD	ND	0.0892			ES OCDD	45.6	
2378-TCDF	ND	0.0788			ES 2378-TCDF	84.9	
12378-PeCDF	ND	0.0664			ES 12378-PeCDF	79.7	
23478-PeCDF	ND	0.0654			ES 23478-PeCDF	78.9	
123478-HxCDF	ND	0.053			ES 123478-HxCDF	79.2	
123678-HxCDF	ND	0.0572			ES 123678-HxCDF	80.5	
234678-HxCDF	ND	0.0547			ES 234678-HxCDF	78.7	
123789-HxCDF	ND	0.0686			ES 123789-HxCDF	75.7	
1234678-HpCDF	ND	0.0571			ES 1234678-HpCDF	79	
1234789-HpCDF	ND	0.0734			ES 1234789-HpCDF	70.4	
OCDF	ND	0.123			ES OCDF	49.4	
Totals					Standard	CS Recoveries	
Total TCDD	ND	0.113	ND		CS 37Cl-2378-TCDD	93.9	
Total PeCDD	ND	0.125	ND		CS 12347-PeCDD	89.9	
Total HxCDD	ND	0.0818	ND		CS 12346-PeCDF	93.1	
Total HpCDD	ND	0.0793	ND		CS 123469-HxCDF	93.6	
					CS 1234689-HpCDF	84.9	
Total TCDF	ND	0.0788	ND				
Total PeCDF	ND	0.0659	ND				
Total HxCDF	ND	0.058	ND				
Total HpCDF	ND	0.0645	ND				
Total PCDD/Fs	ND		ND				
WHO-2005 TEQs							
TEQ: ND=0	0		0				
TEQ: ND=DL/2	0.159	0.159	0.159				
TEQ: ND=DL	0.318	0.318	0.318				



5500 Business Drive
 Wilmington, NC 28405, USA
 www.us.sgs.com

Tel: +1 910 794-1613; Toll-Free 866 846-8290

METHOD 1613B

PCDD/F ONGOING PRECISION AND RECOVERY (OPR)

FORM 8A

Lab Name: SGS North America
 Initial Calibration: ICAL: HRMS2_DF_10122018_26NOV2018
 Instrument ID: HRMS2 GC Column ID: ZB-5ms
 VER Data Filename: 190513B14 Analysis Date: 13-MAY-2019 22:55:08
 Lab ID: OPR1_16666_DF

NATIVE ANALYTES	SPIKE CONC.	CONC. FOUND	RANGE (ng/mL)			OK
2,3,7,8-TCDD	10	10.2	6.7	-	15.8	Y
1,2,3,7,8-PeCDD	50	50.3	35	-	71	Y
1,2,3,4,7,8-HxCDD	50	55.3	35	-	82	Y
1,2,3,6,7,8-HxCDD	50	54.5	38	-	67	Y
1,2,3,7,8,9-HxCDD	50	52.6	32	-	81	Y
1,2,3,4,6,7,8-HpCDD	50	53.1	35	-	70	Y
OCDD	100	113	78	-	144	Y
2,3,7,8-TCDF	10	11.6	7.5	-	15.8	Y
1,2,3,7,8-PeCDF	50	51	40	-	67	Y
2,3,4,7,8-PeCDF	50	56.6	34	-	80	Y
1,2,3,4,7,8-HxCDF	50	53.8	36	-	67	Y
1,2,3,6,7,8-HxCDF	50	55.2	42	-	65	Y
2,3,4,6,7,8-HxCDF	50	54.8	35	-	78	Y
1,2,3,7,8,9-HxCDF	50	50.1	39	-	65	Y
1,2,3,4,6,7,8-HpCDF	50	53.1	41	-	61	Y
1,2,3,4,7,8,9-HpCDF	50	50.7	39	-	69	Y
OCDF	100	106	63	-	170	Y

Contract-required concentration limits for OPR as specified in Table 6,
 Method 1613. 10/94

Processed: 17 May 2019 13:31 Analyst: FS

METHOD 1613B

PCDD/F ONGOING PRECISION AND RECOVERY (OPR)

FORM 8B

Lab Name: SGS North America
 Initial Calibration: ICAL: HRMS2_DF_10122018_26NOV2018
 Instrument ID: HRMS2 GC Column ID: ZB-5ms
 VER Data Filename: 190513B14 Analysis Date: 13-MAY-2019 22:55:08
 Lab ID: OPR1_16666_DF

LABELED ANALYTES	SPIKE CONC.	CONC. FOUND	RANGE (ng/mL)			OK
13C-2,3,7,8-TCDD	100	87.3	20	-	175	Y
13C-1,2,3,7,8-PeCDD	100	78.9	21	-	227	Y
13C-1,2,3,4,7,8-HxCDD	100	84.1	21	-	193	Y
13C-1,2,3,6,7,8-HxCDD	100	89.5	25	-	163	Y
13C-1,2,3,7,8,9-HxCDD	100	83.1	26	-	166	Y
13C-1,2,3,4,6,7,8-HpCDD	100	73.8	26	-	166	Y
13C-OCDD	200	91.5	26	-	397	Y
13C-2,3,7,8-TCDF	100	90.4	22	-	152	Y
13C-1,2,3,7,8-PeCDF	100	88.6	21	-	192	Y
13C-2,3,4,7,8-PeCDF	100	85.9	13	-	328	Y
13C-1,2,3,4,7,8-HxCDF	100	86.1	19	-	202	Y
13C-1,2,3,6,7,8-HxCDF	100	89.6	21	-	159	Y
13C-2,3,4,6,7,8-HxCDF	100	86.8	22	-	176	Y
13C-1,2,3,7,8,9-HxCDF	100	80.2	17	-	205	Y
13C-1,2,3,4,6,7,8-HpCDF	100	80.6	21	-	158	Y
13C-1,2,3,4,7,8,9-HpCDF	100	74.5	20	-	186	Y
13C-OCDF	200	103	26	-	397	Y
CLEANUP STANDARD						
37Cl-2,3,7,8-TCDD	40	39.2	12.4	-	76.4	Y

Contract-required concentration limits for OPR as specified in Table 6,
 Method 1613. 10/94

Processed: 17 May 2019 13:31 Analyst: FS

Sample ID: GP-MW-11-SS

Method 1668C

Client Data		Sample Data		Laboratory Data			
Name:	SLR International Corp	Matrix:	Solid	Project No.:	B3245	Date Received:	30-Apr-2019
Project ID:	Nord Door	Weight/Volume:	10.03 g	Sample ID:	B3245_16683_PCB_001-R1	Date Extracted:	15-May-2019
Date Collected:	25-Apr-2019	% Solid	74.2 %	QC Batch No.:	16683	Date Analyzed:	19-May-2019
Analyte	Conc.	DL	EMPC	Qualifier	Standard	Recovery	
	pg/g	pg/g	pg/g			%	
PCB-77 33'44'-TeCB	ND	0.495			ES PCB-1	63	
PCB-81 344'5'-TeCB	ND	0.48			ES PCB-3	71.9	
PCB-105 233'44'-PeCB	1.5				ES PCB-4	78.3	
PCB-114 2344'5'-PeCB	ND	0.275			ES PCB-15	84.4	
PCB-118 23'44'5'-PeCB	4.25				ES PCB-19	85.4	
PCB-123 23'44'5'-PeCB	ND	0.277			ES PCB-37	82.5	
PCB-126 33'44'5'-PeCB	ND	0.243			ES PCB-54	76.1	
PCB-156/157 233'44'5'/233'44'5'-HxCB	EMPC		0.729	J C	ES PCB-77	84	
PCB-167 23'44'55'-HxCB	EMPC		0.354	J	ES PCB-81	83.6	
PCB-169 33'44'55'-HxCB	ND	0.326			ES PCB-104	96	
PCB-189 233'44'55'-HpCB	ND	0.259			ES PCB-105	102	
					ES PCB-114	100	
TEQs (WHO 2005 M/H)					ES PCB-118	100	
					ES PCB-123	103	
ND = 0	0.000173		0.000205		ES PCB-126	98.6	
ND = 0.5 x DL	0.0174		0.0174		ES PCB-153	99.4	
ND = DL	0.0345		0.0345		ES PCB-155	94.6	
					ES PCB-156/157	114	
					ES PCB-167	106	
Totals					ES PCB-169	106	
Mono-CB	ND	0.554			ES PCB-170	93.8	
Di-CB	3.77				ES PCB-180	90.2	
Tri-CB	4.04				ES PCB-188	100	
Tetra-CB	10.5		13.1		ES PCB-189	102	
Penta-CB	37.1		39.4		ES PCB-202	102	
Hexa-CB	33.9		42.5		ES PCB-205	111	
Hepta-CB	16.4		20.7		ES PCB-206	127	
Octa-CB	16		17.8		ES PCB-208	103	
Nona-CB	25.7				ES PCB-209	138	
Deca-CB	11.2				CS PCB-28	92.3	
Total PCB (Mono-Deca)	159		178		CS PCB-111	103	
					CS PCB-178	107	



Sample ID: GP-MW-11-SS

Method 1668C

Client Data			Sample Data			Laboratory Data						
Name:	SLR International Corp		Matrix:	Solid		Project No.:	B3245		Date Received:	30-Apr-2019		
Project ID:	Nord Door		Weight/Volume:	10.03 g		Sample ID:	B3245_16683_PCB_001-R1		Date Extracted:	15-May-2019		
Date Collected:	25-Apr-2019		% Solid	74.2 %		QC Batch No.:	16683		Date Analyzed:	19-May-2019		
			Units	pg/g		Checkcode:	747-153-MYC/C		Time Analyzed:	17:24:32		

Mono	Conc.	Qualifiers	Tri	Conc.	Qualifiers	Tetra	Conc.	Qualifiers	Tetra	Conc.	Qualifiers
PCB-1	(0.557)		PCB-19	(0.742)		PCB-54	(0.367)		PCB-72	(0.431)	
PCB-2	(0.517)		PCB-30/18	0.918	J C	PCB-50/53	(0.452)	C	PCB-68	(0.458)	
PCB-3	(0.551)		PCB-17	(0.796)		PCB-45	(0.531)		PCB-57	(0.452)	
			PCB-27	(0.566)		PCB-51	(0.458)		PCB-58	(0.405)	
Conc.	0		PCB-24	(0.554)		PCB-46	(0.57)		PCB-67	(0.41)	
EMPC	0		PCB-16	(0.833)		PCB-52	2.14		PCB-63	(0.495)	
			PCB-32	(0.515)		PCB-73	(0.348)		PCB-61/70/74/76	3.29	J C
Di	Conc.	Qualifiers	PCB-34	(0.589)		PCB-43	(0.452)		PCB-66	2.14	
PCB-4	(0.468)		PCB-23	(0.585)		PCB-69/49	1.22	J C	PCB-55	(0.419)	
PCB-10	(0.347)		PCB-26/29	(0.575)	C	PCB-48	(0.483)		PCB-56	[0.74]	J EMPC
PCB-9	(0.201)		PCB-25	(0.493)		PCB-44/47/65	[1.89]	J EMPC C	PCB-60	(0.515)	
PCB-7	(0.226)		PCB-31	1.08		PCB-59/62/75	(0.369)	C	PCB-80	(0.43)	
PCB-6	(0.192)		PCB-28/20	1.31	J C	PCB-42	(0.538)		PCB-79	(0.39)	
PCB-5	(0.234)		PCB-21/33	(0.56)	C	PCB-41	(0.621)		PCB-78	(0.458)	
PCB-8	0.667	J	PCB-22	(0.511)		PCB-71/40	0.803	J C	PCB-81	(0.48)	
PCB-14	(0.222)		PCB-36	(0.505)		PCB-64	0.897	J	PCB-77	(0.495)	
PCB-11	2.49	B	PCB-39	(0.555)							
PCB-13/12	(0.225)	C	PCB-38	(0.552)							
PCB-15	0.612	J	PCB-35	(0.572)							
			PCB-37	0.738	J						
Conc.	3.77		Conc.	4.04					Conc.	10.5	
EMPC	3.77		EMPC	4.04					EMPC	13.1	


 5500 Business Drive
 Wilmington, NC 28405, USA
 Tel: +1 910 794-1613
 www.us.sgs.com

Totals	Conc.	EMPC
Mono-Tri	7.81	7.81
Tetra-Hexa	81.5	95
Hepta-Deca	69.3	75.3
Mono-Deca	159	178

Sample ID: GP-MW-11-SS **Method 1668C**

Penta	Conc.	Qualifiers	Penta	Conc.	Qualifiers	Hexa	Conc.	Qualifiers	Hexa	Conc.	Qualifiers
PCB-104	(0.172)		PCB-109/119/86/97/125/87	3.48	J C	PCB-155	(0.178)		PCB-165	(0.194)	
PCB-96	(0.175)		PCB-117	(0.285)		PCB-152	(0.166)		PCB-146	1.76	
PCB-103	(0.369)		PCB-116/85	[0.989]	J EMPC C	PCB-150	(0.191)		PCB-161	(0.171)	
PCB-94	(0.447)		PCB-110	8.42		PCB-136	[1.37]	EMPC	PCB-153/168	7.7	C
PCB-95	6.66		PCB-115	(0.227)		PCB-145	(0.174)		PCB-141	[1.26]	EMPC
PCB-100/93	(0.401)	C	PCB-82	(0.389)		PCB-148	(0.235)		PCB-130	[1]	EMPC
PCB-102	(0.288)		PCB-111	(0.275)		PCB-151/135	[3.12]	EMPC C	PCB-137	(0.249)	
PCB-98	(0.421)		PCB-120	(0.227)		PCB-154	(0.22)		PCB-164	0.721	J
PCB-88	(0.419)		PCB-108/124	(0.273)	C	PCB-144	(0.239)		PCB-163/138/129	9.61	C
PCB-91	1.32		PCB-107	0.444	J	PCB-147/149	8.34	C	PCB-160	(0.2)	
PCB-84	2.65		PCB-123	(0.277)		PCB-134	(0.273)		PCB-158	[0.752]	J EMPC
PCB-89	(0.386)		PCB-106	(0.263)		PCB-143	(0.256)		PCB-128/166	1.61	J C
PCB-121	(0.258)		PCB-118	4.25		PCB-139/140	(0.222)	C	PCB-159	(0.222)	
PCB-92	[1.29]	EMPC	PCB-122	(0.336)		PCB-131	(0.268)		PCB-162	(0.26)	
PCB-113/90/101	5.79	C	PCB-114	(0.275)		PCB-142	(0.264)		PCB-167	[0.354]	J EMPC
PCB-83	(0.477)		PCB-105	1.5		PCB-132	4.15		PCB-156/157	[0.729]	J EMPC C
PCB-99	2.62		PCB-127	(0.285)		PCB-133	(0.232)		PCB-169	(0.326)	
PCB-112	(0.237)		PCB-126	(0.243)							
			Conc.	37.1					Conc.	33.9	
			EMPC	39.4					EMPC	42.5	

Hepta	Conc.	Qualifiers	Hepta	Conc.	Qualifiers	Octa	Conc.	Qualifiers	Nona	Conc.	Qualifiers
PCB-188	(0.145)		PCB-174	2.71		PCB-202	1.56		PCB-208	6.23	
PCB-179	[0.942]	J EMPC	PCB-177	1.48		PCB-201	0.721	J	PCB-207	1.9	
PCB-184	(0.15)		PCB-181	(0.288)		PCB-204	(0.187)		PCB-206	17.5	
PCB-176	[0.388]	J EMPC	PCB-171/173	0.69	J C	PCB-197	(0.199)				
PCB-186	(0.132)		PCB-172	(0.335)		PCB-200	(0.207)		Conc.	25.7	
PCB-178	[0.861]	J EMPC	PCB-192	(0.228)		PCB-198/199	6.97	C	EMPC	25.7	
PCB-175	(0.323)		PCB-180/193	5.82	C	PCB-196	[1.77]	EMPC			
PCB-187	4.08		PCB-191	(0.262)		PCB-203	3.37		Deca	Conc.	Qualifiers
PCB-182	(0.276)		PCB-170	[2.06]	EMPC	PCB-195	0.726	J	PCB-209	11.2	
PCB-183	1.62		PCB-190	(0.29)		PCB-194	2.7				
PCB-185	(0.358)		PCB-189	(0.259)		PCB-205	(0.387)				
			Conc.	16.4		Conc.	16				
			EMPC	20.7		EMPC	17.8				

Sample ID: GP-MW-12-SS

Method 1668C

Client Data		Sample Data		Laboratory Data			
Name:	SLR International Corp	Matrix:	Solid	Project No.:	B3245	Date Received:	30-Apr-2019
Project ID:	Nord Door	Weight/Volume:	9.85 g	Sample ID:	B3245_16683_PCB_002-R1	Date Extracted:	15-May-2019
Date Collected:	25-Apr-2019	% Solid	89.3 %	QC Batch No.:	16683	Date Analyzed:	19-May-2019
Analyte	Conc.	DL	EMPC	Qualifier	Standard	Recovery	
	pg/g	pg/g	pg/g			%	
PCB-77 33'44'-TeCB	ND	0.607			ES PCB-1	53.4	
PCB-81 344'5'-TeCB	ND	0.596			ES PCB-3	62.4	
PCB-105 233'44'-PeCB	3.83				ES PCB-4	64.5	
PCB-114 2344'5'-PeCB	ND	0.254			ES PCB-15	72.8	
PCB-118 23'44'5'-PeCB	8.51				ES PCB-19	72.3	
PCB-123 23'44'5'-PeCB	ND	0.237			ES PCB-37	83.1	
PCB-126 33'44'5'-PeCB	ND	0.388			ES PCB-54	68.6	
PCB-156/157 233'44'5'/233'44'5'-HxCB	2			J C	ES PCB-77	84.4	
PCB-167 23'44'55'-HxCB	0.977			J	ES PCB-81	85.4	
PCB-169 33'44'55'-HxCB	ND	0.655			ES PCB-104	85.9	
PCB-189 233'44'55'-HpCB	ND	0.84			ES PCB-105	98	
					ES PCB-114	95.5	
TEQs (WHO 2005 M/H)					ES PCB-118	98.6	
					ES PCB-123	99.3	
ND = 0	0.00046		0.00046		ES PCB-126	93.3	
ND = 0.5 x DL	0.0298		0.0298		ES PCB-153	98.5	
ND = DL	0.0592		0.0592		ES PCB-155	103	
					ES PCB-156/157	109	
Totals					ES PCB-167	102	
Mono-CB			2.65		ES PCB-169	98.9	
Di-CB	9.46				ES PCB-170	109	
Tri-CB	9.79		11		ES PCB-180	106	
Tetra-CB	19.4		23.3		ES PCB-188	100	
Penta-CB	63.1		63.6		ES PCB-189	101	
Hexa-CB	95.5		100		ES PCB-202	96.6	
Hepta-CB	66.5		69.9		ES PCB-205	105	
Octa-CB	25.8		29		ES PCB-206	118	
Nona-CB	9.05				ES PCB-208	109	
Deca-CB			3.45		ES PCB-209	120	
					CS PCB-28	93.9	
Total PCB (Mono-Deca)	299		321		CS PCB-111	97.1	
					CS PCB-178	98	

Checkcode: 711-719-JDY/C

SGS North America - PCB v0.83

Report Created: 21-May-2019 09:16 Analyst: ah



Sample ID: GP-MW-12-SS

Method 1668C

Client Data			Sample Data			Laboratory Data						
Name:	SLR International Corp		Matrix:	Solid		Project No.:	B3245		Date Received:	30-Apr-2019		
Project ID:	Nord Door		Weight/Volume:	9.85 g		Sample ID:	B3245_16683_PCB_002-R1		Date Extracted:	15-May-2019		
Date Collected:	25-Apr-2019		% Solid	89.3 %		QC Batch No.:	16683		Date Analyzed:	19-May-2019		
			Units	pg/g		Checkcode:	711-719-JDY/C		Time Analyzed:	18:22:01		

Mono	Conc.	Qualifiers	Tri	Conc.	Qualifiers	Tetra	Conc.	Qualifiers	Tetra	Conc.	Qualifiers
PCB-1	[2.65]	EMPC	PCB-19	(0.906)		PCB-54	(0.401)		PCB-72	(0.534)	
PCB-2	(0.557)		PCB-30/18	[1.17]	J EMPC C	PCB-50/53	(0.549)	C	PCB-68	(0.567)	
PCB-3	(0.595)		PCB-17	(0.972)		PCB-45	(0.645)		PCB-57	(0.56)	
			PCB-27	(0.691)		PCB-51	(0.557)		PCB-58	(0.503)	
Conc.	0		PCB-24	(0.676)		PCB-46	(0.693)		PCB-67	(0.508)	
EMPC	2.65		PCB-16	(1.02)		PCB-52	3.29		PCB-63	(0.614)	
			PCB-32	(0.629)		PCB-73	(0.423)		PCB-61/70/74/76	7.37	C
Di	Conc.	Qualifiers	PCB-34	(0.682)		PCB-43	(0.55)		PCB-66	[3.95]	EMPC
PCB-4	0.666	J	PCB-23	(0.677)		PCB-69/49	1.75	J C	PCB-55	(0.52)	
PCB-10	(0.333)		PCB-26/29	(0.665)	C	PCB-48	(0.587)		PCB-56	1.52	
PCB-9	(0.35)		PCB-25	(0.571)		PCB-44/47/65	2.81	J C	PCB-60	1.13	
PCB-7	(0.393)		PCB-31	2.29		PCB-59/62/75	(0.448)	C	PCB-80	(0.534)	
PCB-6	0.635	J	PCB-28/20	3.44	C	PCB-42	(0.654)		PCB-79	(0.483)	
PCB-5	(0.407)		PCB-21/33	1.45	J C	PCB-41	(0.755)		PCB-78	(0.567)	
PCB-8	2.79		PCB-22	0.855	J	PCB-71/40	(0.522)	C	PCB-81	(0.596)	
PCB-14	(0.387)		PCB-36	(0.585)		PCB-64	1.51		PCB-77	(0.607)	
PCB-11	4.09	B	PCB-39	(0.642)							
PCB-13/12	(0.391)	C	PCB-38	(0.639)							
PCB-15	1.27		PCB-35	(0.663)							
			PCB-37	1.75							
Conc.	9.46		Conc.	9.79					Conc.	19.4	
EMPC	9.46		EMPC	11					EMPC	23.3	


 5500 Business Drive
 Wilmington, NC 28405, USA
 Tel: +1 910 794-1613
 www.us.sgs.com

Totals	Conc.	EMPC
Mono-Tri	19.2	23.1
Tetra-Hexa	178	187
Hepta-Deca	101	111
Mono-Deca	299	321

Sample ID: GP-MW-12-SS **Method 1668C**

Penta	Conc.	Qualifiers	Penta	Conc.	Qualifiers	Hexa	Conc.	Qualifiers	Hexa	Conc.	Qualifiers
PCB-104	(0.193)		PCB-109/119/86/97/125/87	5.02	J C	PCB-155	(0.183)		PCB-165	(0.213)	
PCB-96	(0.197)		PCB-117	(0.244)		PCB-152	(0.171)		PCB-146	3.28	
PCB-103	(0.316)		PCB-116/85	1.98	J C	PCB-150	(0.196)		PCB-161	(0.188)	
PCB-94	(0.383)		PCB-110	16.3		PCB-136	3.16		PCB-153/168	14.2	C
PCB-95	8.18		PCB-115	(0.194)		PCB-145	(0.179)		PCB-141	3.19	
PCB-100/93	(0.344)	C	PCB-82	(0.334)		PCB-148	(0.257)		PCB-130	[1.45]	EMPC
PCB-102	(0.247)		PCB-111	(0.236)		PCB-151/135	8.06	C	PCB-137	[0.747]	J EMPC
PCB-98	(0.361)		PCB-120	(0.194)		PCB-154	(0.242)		PCB-164	[1.93]	EMPC
PCB-88	(0.359)		PCB-108/124	0.456	J C	PCB-144	(0.261)		PCB-163/138/129	25.3	C
PCB-91	1.56		PCB-107	[0.56]	J EMPC	PCB-147/149	20.4	C	PCB-160	(0.219)	
PCB-84	2.92		PCB-123	(0.237)		PCB-134	1.11		PCB-158	2.38	
PCB-89	(0.331)		PCB-106	(0.225)		PCB-143	(0.281)		PCB-128/166	4.19	C
PCB-121	(0.221)		PCB-118	8.51		PCB-139/140	[0.454]	J EMPC C	PCB-159	(0.362)	
PCB-92	1.72		PCB-122	(0.311)		PCB-131	(0.294)		PCB-162	(0.424)	
PCB-113/90/101	8.47	C	PCB-114	(0.254)		PCB-142	(0.289)		PCB-167	0.977	J
PCB-83	(0.409)		PCB-105	3.83		PCB-132	7.11		PCB-156/157	2	J C
PCB-99	4.16		PCB-127	(0.241)		PCB-133	(0.254)		PCB-169	(0.655)	
PCB-112	(0.203)		PCB-126	(0.388)							
			Conc.	63.1					Conc.	95.5	
			EMPC	63.6					EMPC	100	

Hepta	Conc.	Qualifiers	Hepta	Conc.	Qualifiers	Octa	Conc.	Qualifiers	Nona	Conc.	Qualifiers
PCB-188	(0.169)		PCB-174	8.22		PCB-202	[2.03]	EMPC	PCB-208	1.82	
PCB-179	4.02		PCB-177	5.29		PCB-201	[1.08]	EMPC	PCB-207	(0.928)	
PCB-184	(0.174)		PCB-181	(0.658)		PCB-204	(0.293)		PCB-206	7.23	
PCB-176	1.26		PCB-171/173	2.36	C	PCB-197	(0.313)				
PCB-186	(0.154)		PCB-172	[1.31]	EMPC	PCB-200	(0.326)		Conc.	9.05	
PCB-178	[2.05]	EMPC	PCB-192	(0.519)		PCB-198/199	8.83	C	EMPC	9.05	
PCB-175	(0.737)		PCB-180/193	17.8	C	PCB-196	3.47				
PCB-187	13.2		PCB-191	(0.598)		PCB-203	4.8		Deca	Conc.	Qualifiers
PCB-182	(0.629)		PCB-170	7.6		PCB-195	2.18		PCB-209	[3.45]	EMPC
PCB-183	5.32		PCB-190	1.41		PCB-194	6.57				
PCB-185	(0.817)		PCB-189	(0.84)		PCB-205	(0.867)				
			Conc.	66.5		Conc.	25.8				
			EMPC	69.9		EMPC	29				

Sample ID: GP-MW-13-SS

Method 1668C

Client Data		Sample Data		Laboratory Data			
Name:	SLR International Corp	Matrix:	Solid	Project No.:	B3245	Date Received:	30-Apr-2019
Project ID:	Nord Door	Weight/Volume:	10.04 g	Sample ID:	B3245_16683_PCB_004-R1	Date Extracted:	15-May-2019
Date Collected:	25-Apr-2019	% Solid	84.6 %	QC Batch No.:	16683	Date Analyzed:	19-May-2019
Analyte	Conc.	DL	EMPC	Qualifier	Standard	Recovery	
	pg/g	pg/g	pg/g			%	
PCB-77 33'44'-TeCB	1.89				ES PCB-1	47.9	
PCB-81 344'5'-TeCB	ND	0.745			ES PCB-3	56.4	
PCB-105 233'44'-PeCB	9.56				ES PCB-4	60	
PCB-114 2344'5'-PeCB	0.61			J	ES PCB-15	71.5	
PCB-118 23'44'5'-PeCB	20.7				ES PCB-19	67.8	
PCB-123 23'44'5'-PeCB	0.58			J	ES PCB-37	76.1	
PCB-126 33'44'5'-PeCB	ND	0.313			ES PCB-54	59.2	
PCB-156/157 233'44'5'/233'44'5'-HxCB	3.34			C	ES PCB-77	85.3	
PCB-167 23'44'55'-HxCB	EMPC		1.23		ES PCB-81	84	
PCB-169 33'44'55'-HxCB	ND	0.365			ES PCB-104	78.1	
PCB-189 233'44'55'-HpCB	ND	0.462			ES PCB-105	102	
					ES PCB-114	96.4	
TEQs (WHO 2005 M/H)					ES PCB-118	98.7	
					ES PCB-123	98.2	
ND = 0	0.00123		0.00127		ES PCB-126	98.7	
ND = 0.5 x DL	0.0225		0.0225		ES PCB-153	97.6	
ND = DL	0.0437		0.0438		ES PCB-155	87.7	
					ES PCB-156/157	117	
					ES PCB-167	107	
Totals					ES PCB-169	113	
Mono-CB	ND	0.806			ES PCB-170	96.3	
Di-CB	5.63		10.5		ES PCB-180	91.7	
Tri-CB	24.4		28.2		ES PCB-188	94.3	
Tetra-CB	94.4		95.4		ES PCB-189	106	
Penta-CB	158		159		ES PCB-202	103	
Hexa-CB	140		146		ES PCB-205	114	
Hepta-CB	67.4		70.3		ES PCB-206	129	
Octa-CB	10.3		23.9		ES PCB-208	105	
Nona-CB	7.46				ES PCB-209	137	
Deca-CB	5.56				CS PCB-28	85.8	
Total PCB (Mono-Deca)	514		546		CS PCB-111	94.5	
					CS PCB-178	101	



Sample ID: GP-MW-13-SS

Method 1668C

Client Data			Sample Data			Laboratory Data						
Name:	SLR International Corp		Matrix:	Solid		Project No.:	B3245		Date Received:	30-Apr-2019		
Project ID:	Nord Door		Weight/Volume:	10.04 g		Sample ID:	B3245_16683_PCB_004-R1		Date Extracted:	15-May-2019		
Date Collected:	25-Apr-2019		% Solid	84.6 %		QC Batch No.:	16683		Date Analyzed:	19-May-2019		
			Units	pg/g		Checkcode:	143-730-JNV/C		Time Analyzed:	19:19:27		

Mono	Conc.	Qualifiers	Tri	Conc.	Qualifiers	Tetra	Conc.	Qualifiers	Tetra	Conc.	Qualifiers
PCB-1	(0.801)		PCB-19	(1.48)		PCB-54	(0.508)		PCB-72	(0.668)	
PCB-2	(0.759)		PCB-30/18	4.1	C	PCB-50/53	1.81	J C	PCB-68	(0.709)	
PCB-3	(0.811)		PCB-17	[2.06]	EMPC	PCB-45	1.87		PCB-57	(0.7)	
			PCB-27	(1.13)		PCB-51	(0.642)		PCB-58	(0.628)	
Conc.	0		PCB-24	(1.11)		PCB-46	(0.799)		PCB-67	(0.635)	
EMPC	0		PCB-16	(1.66)		PCB-52	13.6		PCB-63	(0.767)	
			PCB-32	[1.73]	EMPC	PCB-73	(0.488)		PCB-61/70/74/76	20.4	C
Di	Conc.	Qualifiers	PCB-34	(0.763)		PCB-43	(0.634)		PCB-66	12.3	
PCB-4	0.969	J	PCB-23	(0.757)		PCB-69/49	7.4	C	PCB-55	(0.65)	
PCB-10	(0.368)		PCB-26/29	(0.744)	C	PCB-48	1.51		PCB-56	5.05	
PCB-9	(0.513)		PCB-25	(0.638)		PCB-44/47/65	11.8	C	PCB-60	2.61	
PCB-7	(0.577)		PCB-31	5.35		PCB-59/62/75	[0.975]	J EMPC C	PCB-80	(0.667)	
PCB-6	(0.491)		PCB-28/20	7.11	C	PCB-42	3.2		PCB-79	(0.604)	
PCB-5	(0.598)		PCB-21/33	2.76	C	PCB-41	(0.871)		PCB-78	(0.709)	
PCB-8	2.33		PCB-22	1.95		PCB-71/40	5.32	C	PCB-81	(0.745)	
PCB-14	(0.568)		PCB-36	(0.654)		PCB-64	5.63		PCB-77	1.89	
PCB-11	[4.88]	B EMPC	PCB-39	(0.718)							
PCB-13/12	(0.574)	C	PCB-38	(0.714)							
PCB-15	2.33		PCB-35	(0.741)							
			PCB-37	3.17							
Conc.	5.63		Conc.	24.4					Conc.	94.4	
EMPC	10.5		EMPC	28.2					EMPC	95.4	


 5500 Business Drive
 Wilmington, NC 28405, USA
 Tel: +1 910 794-1613
 www.us.sgs.com

Totals	Conc.	EMPC
Mono-Tri	30.1	38.7
Tetra-Hexa	393	400
Hepta-Deca	90.8	107
Mono-Deca	514	546

Sample ID: GP-MW-13-SS **Method 1668C**

Penta	Conc.	Qualifiers	Penta	Conc.	Qualifiers	Hexa	Conc.	Qualifiers	Hexa	Conc.	Qualifiers
PCB-104	(0.202)		PCB-109/119/86/97/125/87	14.2	C	PCB-155	(0.199)		PCB-165	(0.192)	
PCB-96	(0.206)		PCB-117	[0.527]	J EMPC	PCB-152	(0.185)		PCB-146	4.24	
PCB-103	(0.489)		PCB-116/85	4.65	C	PCB-150	(0.213)		PCB-161	(0.17)	
PCB-94	(0.592)		PCB-110	31.3		PCB-136	4.57		PCB-153/168	25.7	C
PCB-95	21.2		PCB-115	(0.301)		PCB-145	(0.194)		PCB-141	4.86	
PCB-100/93	(0.532)	C	PCB-82	3.03		PCB-148	(0.233)		PCB-130	2.58	
PCB-102	0.735	J	PCB-111	(0.365)		PCB-151/135	9.89	C	PCB-137	[1.5]	EMPC
PCB-98	(0.559)		PCB-120	(0.301)		PCB-154	(0.219)		PCB-164	2.56	
PCB-88	(0.556)		PCB-108/124	1.06	J C	PCB-144	[1.22]	EMPC	PCB-163/138/129	36.8	C
PCB-91	3.96		PCB-107	1.69		PCB-147/149	24.4	C	PCB-160	(0.198)	
PCB-84	7.17		PCB-123	0.58	J	PCB-134	[1.73]	EMPC	PCB-158	3.87	
PCB-89	(0.512)		PCB-106	(0.349)		PCB-143	(0.254)		PCB-128/166	5.66	C
PCB-121	(0.342)		PCB-118	20.7		PCB-139/140	0.677	J C	PCB-159	(0.256)	
PCB-92	4.44		PCB-122	(0.447)		PCB-131	(0.266)		PCB-162	(0.3)	
PCB-113/90/101	21.2	C	PCB-114	0.61	J	PCB-142	(0.262)		PCB-167	[1.23]	EMPC
PCB-83	1.64		PCB-105	9.56		PCB-132	11		PCB-156/157	3.34	C
PCB-99	10.6		PCB-127	(0.348)		PCB-133	(0.23)		PCB-169	(0.365)	
PCB-112	(0.314)		PCB-126	(0.313)							
			Conc.	158					Conc.	140	
			EMPC	159					EMPC	146	

Hepta	Conc.	Qualifiers	Hepta	Conc.	Qualifiers	Octa	Conc.	Qualifiers	Nona	Conc.	Qualifiers
PCB-188	(0.275)		PCB-174	8.24		PCB-202	1.95		PCB-208	1.76	
PCB-179	3.58		PCB-177	5.08		PCB-201	[1.08]	EMPC	PCB-207	(1.06)	
PCB-184	(0.284)		PCB-181	(0.455)		PCB-204	(0.357)		PCB-206	5.71	
PCB-176	1.34		PCB-171/173	2.53	C	PCB-197	(0.381)				
PCB-186	(0.251)		PCB-172	[1.37]	EMPC	PCB-200	(0.397)		Conc.	7.46	
PCB-178	1.98		PCB-192	(0.359)		PCB-198/199	[6.76]	EMPC C	EMPC	7.46	
PCB-175	(0.51)		PCB-180/193	19.2	C	PCB-196	3.26				
PCB-187	11.2		PCB-191	(0.414)		PCB-203	[3.9]	EMPC	Deca	Conc.	Qualifiers
PCB-182	(0.435)		PCB-170	9.38		PCB-195	[1.84]	EMPC	PCB-209	5.56	
PCB-183	4.88		PCB-190	[1.47]	EMPC	PCB-194	5.11				
PCB-185	(0.565)		PCB-189	(0.462)		PCB-205	(0.894)				
			Conc.	67.4		Conc.	10.3				
			EMPC	70.3		EMPC	23.9				

Sample ID: GP-MW-14-SS

Method 1668C

Client Data		Sample Data		Laboratory Data			
Name:	SLR International Corp	Matrix:	Solid	Project No.:	B3245	Date Received:	30-Apr-2019
Project ID:	Nord Door	Weight/Volume:	9.96 g	Sample ID:	B3245_16683_PCB_005-R1	Date Extracted:	15-May-2019
Date Collected:	25-Apr-2019	% Solid	89.3 %	QC Batch No.:	16683	Date Analyzed:	19-May-2019
Analyte	Conc.	DL	EMPC	Qualifier	Standard	Recovery	
	pg/g	pg/g	pg/g			%	
PCB-77 33'44'-TeCB	EMPC		1	J	ES PCB-1	64.9	
PCB-81 344'5'-TeCB	ND	0.696			ES PCB-3	70.1	
PCB-105 233'44'-PeCB	12.5				ES PCB-4	73.6	
PCB-114 2344'5'-PeCB	ND	0.301			ES PCB-15	75.6	
PCB-118 23'44'5'-PeCB	28				ES PCB-19	76.9	
PCB-123 23'44'5'-PeCB	0.483			J	ES PCB-37	81.1	
PCB-126 33'44'5'-PeCB	ND	0.255			ES PCB-54	67.9	
PCB-156/157 233'44'5'/233'44'5'-HxCB	5.29			C	ES PCB-77	87.6	
PCB-167 23'44'55'-HxCB	2.08				ES PCB-81	87.1	
PCB-169 33'44'55'-HxCB	ND	0.422			ES PCB-104	82.2	
PCB-189 233'44'55'-HpCB	ND	0.404			ES PCB-105	98.4	
					ES PCB-114	95.9	
TEQs (WHO 2005 M/H)					ES PCB-118	95.4	
					ES PCB-123	96.5	
ND = 0	0.00145		0.00155		ES PCB-126	98.8	
ND = 0.5 x DL	0.0207		0.0208		ES PCB-153	94.1	
ND = DL	0.0399		0.04		ES PCB-155	92.3	
					ES PCB-156/157	116	
					ES PCB-167	106	
Totals					ES PCB-169	111	
Mono-CB	6.77		8.32		ES PCB-170	90.5	
Di-CB	17.1				ES PCB-180	87.2	
Tri-CB	24.1		29.9		ES PCB-188	95.5	
Tetra-CB	84.6		87.7		ES PCB-189	98.1	
Penta-CB	209		221		ES PCB-202	105	
Hexa-CB	234		234		ES PCB-205	111	
Hepta-CB	97.3		101		ES PCB-206	131	
Octa-CB	47.2				ES PCB-208	100	
Nona-CB	16.4				ES PCB-209	130	
Deca-CB			4.51		CS PCB-28	88	
Total PCB (Mono-Deca)	736		768		CS PCB-111	96.7	
					CS PCB-178	99.8	



Sample ID: GP-MW-14-SS

Method 1668C

Client Data			Sample Data			Laboratory Data						
Name:	SLR International Corp		Matrix:	Solid		Project No.:	B3245		Date Received:	30-Apr-2019		
Project ID:	Nord Door		Weight/Volume:	9.96 g		Sample ID:	B3245_16683_PCB_005-R1		Date Extracted:	15-May-2019		
Date Collected:	25-Apr-2019		% Solid	89.3 %		QC Batch No.:	16683		Date Analyzed:	19-May-2019		
			Units	pg/g		Checkcode:	575-042-MTY/C		Time Analyzed:	20:16:54		

Mono	Conc.	Qualifiers	Tri	Conc.	Qualifiers	Tetra	Conc.	Qualifiers	Tetra	Conc.	Qualifiers
PCB-1	3.89		PCB-19	(1.18)		PCB-54	(0.528)		PCB-72	(0.624)	
PCB-2	[1.55]	EMPC	PCB-30/18	[3]	EMPC C	PCB-50/53	1.46	J C	PCB-68	(0.663)	
PCB-3	2.88		PCB-17	[1.9]	EMPC	PCB-45	1.06		PCB-57	(0.654)	
			PCB-27	(0.901)		PCB-51	(0.663)		PCB-58	(0.587)	
Conc.	6.77		PCB-24	(0.882)		PCB-46	(0.826)		PCB-67	(0.593)	
EMPC	8.32		PCB-16	(1.33)		PCB-52	15.6		PCB-63	(0.717)	
			PCB-32	1.86		PCB-73	(0.504)		PCB-61/70/74/76	19.6	C
Di	Conc.	Qualifiers	PCB-34	(0.895)		PCB-43	(0.655)		PCB-66	11.1	
PCB-4	0.998	J	PCB-23	(0.888)		PCB-69/49	5.96	C	PCB-55	(0.608)	
PCB-10	(0.243)		PCB-26/29	[0.868]	J EMPC C	PCB-48	[1.19]	EMPC	PCB-56	4.75	
PCB-9	(0.406)		PCB-25	(0.748)		PCB-44/47/65	9.96	C	PCB-60	2.76	
PCB-7	(0.456)		PCB-31	5.56		PCB-59/62/75	[0.92]	J EMPC C	PCB-80	(0.624)	
PCB-6	0.986	J	PCB-28/20	7.55	C	PCB-42	2.53		PCB-79	(0.564)	
PCB-5	(0.472)		PCB-21/33	3.19	C	PCB-41	(0.9)		PCB-78	(0.663)	
PCB-8	3.06		PCB-22	2.09		PCB-71/40	3.9	C	PCB-81	(0.696)	
PCB-14	(0.449)		PCB-36	(0.767)		PCB-64	5.89		PCB-77	[1]	J EMPC
PCB-11	8.15	B	PCB-39	(0.842)							
PCB-13/12	0.556	J C	PCB-38	(0.838)							
PCB-15	3.38		PCB-35	(0.869)							
			PCB-37	3.89							
Conc.	17.1		Conc.	24.1					Conc.	84.6	
EMPC	17.1		EMPC	29.9					EMPC	87.7	



5500 Business Drive
 Wilmington, NC 28405, USA
 Tel: +1 910 794-1613
 www.us.sgs.com

Totals	Conc.	EMPC
Mono-Tri	48.1	55.4
Tetra-Hexa	527	543
Hepta-Deca	161	170
Mono-Deca	736	768

Sample ID: GP-MW-14-SS **Method 1668C**

Penta	Conc.	Qualifiers	Penta	Conc.	Qualifiers	Hexa	Conc.	Qualifiers	Hexa	Conc.	Qualifiers
PCB-104	(0.226)		PCB-109/119/86/97/125/87	20.8	C	PCB-155	(0.22)		PCB-165	(0.258)	
PCB-96	(0.23)		PCB-117	[0.668]	J EMPC	PCB-152	(0.205)		PCB-146	5.5	
PCB-103	(0.391)		PCB-116/85	5.37	C	PCB-150	(0.235)		PCB-161	(0.227)	
PCB-94	(0.473)		PCB-110	43.9		PCB-136	6.62		PCB-153/168	42.4	C
PCB-95	30.9		PCB-115	(0.24)		PCB-145	(0.214)		PCB-141	9.48	
PCB-100/93	(0.425)	C	PCB-82	3.56		PCB-148	(0.312)		PCB-130	3.68	
PCB-102	0.777	J	PCB-111	(0.291)		PCB-151/135	15.9	C	PCB-137	3.52	
PCB-98	(0.446)		PCB-120	(0.24)		PCB-154	(0.293)		PCB-164	3.59	
PCB-88	(0.444)		PCB-108/124	1.25	J C	PCB-144	2.44		PCB-163/138/129	58.1	C
PCB-91	4.88		PCB-107	[1.96]	EMPC	PCB-147/149	38.6	C	PCB-160	(0.266)	
PCB-84	[9.43]	EMPC	PCB-123	0.483	J	PCB-134	2.99		PCB-158	6.39	
PCB-89	(0.409)		PCB-106	(0.279)		PCB-143	(0.34)		PCB-128/166	8.72	C
PCB-121	(0.273)		PCB-118	28		PCB-139/140	[0.809]	J EMPC C	PCB-159	(0.281)	
PCB-92	6.72		PCB-122	(0.368)		PCB-131	0.734	J	PCB-162	(0.33)	
PCB-113/90/101	34.1	C	PCB-114	(0.301)		PCB-142	(0.351)		PCB-167	2.08	
PCB-83	1.81		PCB-105	12.5		PCB-132	17.5		PCB-156/157	5.29	C
PCB-99	14		PCB-127	(0.284)		PCB-133	(0.308)		PCB-169	(0.422)	
PCB-112	(0.251)		PCB-126	(0.255)							
			Conc.	209					Conc.	234	
			EMPC	221					EMPC	234	

Hepta	Conc.	Qualifiers	Hepta	Conc.	Qualifiers	Octa	Conc.	Qualifiers	Nona	Conc.	Qualifiers
PCB-188	(0.22)		PCB-174	12		PCB-202	3.9		PCB-208	3.72	
PCB-179	5.39		PCB-177	6.42		PCB-201	2.16		PCB-207	(1.11)	
PCB-184	(0.227)		PCB-181	(0.422)		PCB-204	(0.215)		PCB-206	12.7	
PCB-176	1.73		PCB-171/173	4.02	C	PCB-197	(0.23)				
PCB-186	(0.2)		PCB-172	[1.38]	EMPC	PCB-200	1.38		Conc.	16.4	
PCB-178	[2.35]	EMPC	PCB-192	(0.333)		PCB-198/199	14.7	C	EMPC	16.4	
PCB-175	[0.438]	J EMPC	PCB-180/193	27.4	C	PCB-196	5.06				
PCB-187	15.1		PCB-191	(0.384)		PCB-203	7.37		Deca	Conc.	Qualifiers
PCB-182	(0.403)		PCB-170	13.9		PCB-195	2.69		PCB-209	[4.51]	EMPC
PCB-183	7.78		PCB-190	2.41		PCB-194	9.96				
PCB-185	1.11		PCB-189	(0.404)		PCB-205	(1.02)				
			Conc.	97.3		Conc.	47.2				
			EMPC	101		EMPC	47.2				

Sample ID: GP-MW-15-SS

Method 1668C

Client Data		Sample Data		Laboratory Data			
Name:	SLR International Corp	Matrix:	Solid	Project No.:	B3245	Date Received:	30-Apr-2019
Project ID:	Nord Door	Weight/Volume:	10.04 g	Sample ID:	B3245_16683_PCB_006-R1	Date Extracted:	15-May-2019
Date Collected:	26-Apr-2019	% Solid	72.2 %	QC Batch No.:	16683	Date Analyzed:	19-May-2019
Analyte	Conc.	DL	EMPC	Qualifier	Standard	Recovery	
	pg/g	pg/g	pg/g			%	
PCB-77 33'44'-TeCB	8.19				ES PCB-1	59.8	
PCB-81 344'5'-TeCB	ND	0.921			ES PCB-3	70.1	
PCB-105 233'44'-PeCB	52.1				ES PCB-4	71.5	
PCB-114 2344'5'-PeCB	3.1				ES PCB-15	76.7	
PCB-118 23'44'5'-PeCB	91.1				ES PCB-19	76.5	
PCB-123 23'44'5'-PeCB	2.78				ES PCB-37	77.4	
PCB-126 33'44'5'-PeCB	ND	0.685			ES PCB-54	74.1	
PCB-156/157 233'44'5'/233'44'5'-HxCB	12.7			C	ES PCB-77	77.8	
PCB-167 23'44'55'-HxCB	5.21				ES PCB-81	77.2	
PCB-169 33'44'55'-HxCB	ND	1.1			ES PCB-104	91.9	
PCB-189 233'44'55'-HpCB	ND	0.899			ES PCB-105	88.8	
					ES PCB-114	87.1	
TEQs (WHO 2005 M/H)					ES PCB-118	89.2	
					ES PCB-123	93.7	
ND = 0	0.00583			0.00583	ES PCB-126	85.1	
ND = 0.5 x DL	0.0567			0.0567	ES PCB-153	97.6	
ND = DL	0.108			0.108	ES PCB-155	108	
					ES PCB-156/157	106	
Totals					ES PCB-167	99	
Mono-CB	10.6				ES PCB-169	99.1	
Di-CB	21.7				ES PCB-170	102	
Tri-CB	134				ES PCB-180	94.5	
Tetra-CB	661		669		ES PCB-188	102	
Penta-CB	879		887		ES PCB-189	97.4	
Hexa-CB	791		808		ES PCB-202	99.4	
Hepta-CB	419		439		ES PCB-205	109	
Octa-CB	172		177		ES PCB-206	132	
Nona-CB	66.9				ES PCB-208	105	
Deca-CB	28.1				ES PCB-209	132	
					CS PCB-28	96.8	
Total PCB (Mono-Deca)	3,180		3,240		CS PCB-111	93.4	
					CS PCB-178	104	

Checkcode: 882-041-MWZ/C

SGS North America - PCB v0.83

Report Created: 21-May-2019 09:16 Analyst: ah



Sample ID: GP-MW-15-SS

Method 1668C

Client Data			Sample Data			Laboratory Data						
Name:	SLR International Corp		Matrix:	Solid		Project No.:	B3245		Date Received:	30-Apr-2019		
Project ID:	Nord Door		Weight/Volume:	10.04 g		Sample ID:	B3245_16683_PCB_006-R1		Date Extracted:	15-May-2019		
Date Collected:	26-Apr-2019		% Solid	72.2 %		QC Batch No.:	16683		Date Analyzed:	19-May-2019		
			Units	pg/g		Checkcode:	882-041-MWZ/C		Time Analyzed:	21:14:20		

Mono	Conc.	Qualifiers	Tri	Conc.	Qualifiers	Tetra	Conc.	Qualifiers	Tetra	Conc.	Qualifiers
PCB-1	2.37		PCB-19	(1.29)		PCB-54	(0.408)		PCB-72	(0.826)	
PCB-2	4.26		PCB-30/18	11.1	C	PCB-50/53	9.83	C	PCB-68	(0.877)	
PCB-3	3.94		PCB-17	6.51		PCB-45	9.89		PCB-57	(0.866)	
			PCB-27	(0.981)		PCB-51	[2.29]	EMPC	PCB-58	1.51	
Conc.	10.6		PCB-24	(0.96)		PCB-46	[3.74]	EMPC	PCB-67	1.4	
EMPC	10.6		PCB-16	4.87		PCB-52	87.6		PCB-63	4.04	
			PCB-32	7.19		PCB-73	(0.565)		PCB-61/70/74/76	142	C
Di	Conc.	Qualifiers	PCB-34	(1)		PCB-43	[2.22]	EMPC	PCB-66	68.3	
PCB-4	1.11		PCB-23	(0.996)		PCB-69/49	46.2	C	PCB-55	(0.804)	
PCB-10	(0.261)		PCB-26/29	3.45	C	PCB-48	16.6		PCB-56	41.3	
PCB-9	(0.268)		PCB-25	1.6		PCB-44/47/65	77.1	C	PCB-60	23.9	
PCB-7	(0.301)		PCB-31	29.1		PCB-59/62/75	6.41	C	PCB-80	(0.825)	
PCB-6	0.941	J	PCB-28/20	34.6	C	PCB-42	21.6		PCB-79	(0.747)	
PCB-5	(0.312)		PCB-21/33	15.3	C	PCB-41	5.47		PCB-78	(0.877)	
PCB-8	3.93		PCB-22	9.27		PCB-71/40	41.2	C	PCB-81	(0.921)	
PCB-14	0.343	J	PCB-36	(0.86)		PCB-64	48.1		PCB-77	8.19	
PCB-11	8.38	B	PCB-39	(0.945)							
PCB-13/12	2.82	C	PCB-38	(0.94)							
PCB-15	4.19		PCB-35	(0.974)							
			PCB-37	11.2							
Conc.	21.7		Conc.	134					Conc.	661	
EMPC	21.7		EMPC	134					EMPC	669	


 5500 Business Drive
 Wilmington, NC 28405, USA
 Tel: +1 910 794-1613
 www.us.sgs.com

Totals	Conc.	EMPC
Mono-Tri	166	166
Tetra-Hexa	2,330	2,360
Hepta-Deca	686	711
Mono-Deca	3,180	3,240

Sample ID: GP-MW-15-SS **Method 1668C**

Penta	Conc.	Qualifiers	Penta	Conc.	Qualifiers	Hexa	Conc.	Qualifiers	Hexa	Conc.	Qualifiers
PCB-104	(0.253)		PCB-109/119/86/97/125/87	88.3	C	PCB-155	(0.226)		PCB-165	(0.277)	
PCB-96	[1.76]	EMPC	PCB-117	3.92		PCB-152	(0.21)		PCB-146	25.4	
PCB-103	1.85		PCB-116/85	28.1	C	PCB-150	(0.242)		PCB-161	(0.244)	
PCB-94	(0.489)		PCB-110	149		PCB-136	25.7		PCB-153/168	154	C
PCB-95	107		PCB-115	(0.248)		PCB-145	(0.22)		PCB-141	32.4	
PCB-100/93	[1.94]	J EMPC C	PCB-82	19		PCB-148	(0.335)		PCB-130	11.9	
PCB-102	4.17		PCB-111	(0.301)		PCB-151/135	69.1	C	PCB-137	[4.55]	EMPC
PCB-98	[0.715]	J EMPC	PCB-120	(0.248)		PCB-154	4.04		PCB-164	[9.21]	EMPC
PCB-88	(0.459)		PCB-108/124	[3.85]	EMPC C	PCB-144	9.07		PCB-163/138/129	170	C
PCB-91	28		PCB-107	7.98		PCB-147/149	159	C	PCB-160	(0.285)	
PCB-84	41.9		PCB-123	2.78		PCB-134	9.86		PCB-158	16.5	
PCB-89	2.5		PCB-106	(0.288)		PCB-143	(0.365)		PCB-128/166	22.5	C
PCB-121	(0.282)		PCB-118	91.1		PCB-139/140	[1.66]	J EMPC C	PCB-159	[1.35]	EMPC
PCB-92	28.5		PCB-122	2.46		PCB-131	1.91		PCB-162	(0.812)	
PCB-113/90/101	147	C	PCB-114	3.1		PCB-142	(0.377)		PCB-167	5.21	
PCB-83	6.41		PCB-105	52.1		PCB-132	58.8		PCB-156/157	12.7	C
PCB-99	64.7		PCB-127	(0.291)		PCB-133	2.84		PCB-169	(1.1)	
PCB-112	(0.259)		PCB-126	(0.685)							
			Conc.	879					Conc.	791	
			EMPC	887					EMPC	808	

Hepta	Conc.	Qualifiers	Hepta	Conc.	Qualifiers	Octa	Conc.	Qualifiers	Nona	Conc.	Qualifiers
PCB-188	(0.205)		PCB-174	54		PCB-202	13.5		PCB-208	15.7	
PCB-179	22.5		PCB-177	31.5		PCB-201	7.92		PCB-207	5.6	
PCB-184	(0.212)		PCB-181	(0.919)		PCB-204	(0.323)		PCB-206	45.5	
PCB-176	8.27		PCB-171/173	[14]	EMPC C	PCB-197	1.58				
PCB-186	(0.187)		PCB-172	8.68		PCB-200	[5.12]	EMPC	Conc.	66.9	
PCB-178	13.2		PCB-192	(0.725)		PCB-198/199	53.1	C	EMPC	66.9	
PCB-175	2.64		PCB-180/193	113	C	PCB-196	20.9				
PCB-187	76.9		PCB-191	[1.42]	EMPC	PCB-203	30.1		Deca	Conc.	Qualifiers
PCB-182	(0.879)		PCB-170	45.8		PCB-195	10.3		PCB-209	28.1	
PCB-183	35.2		PCB-190	7.31		PCB-194	34.4				
PCB-185	[5.22]	EMPC	PCB-189	(0.899)		PCB-205	(1.23)				
			Conc.	419		Conc.	172				
			EMPC	439		EMPC	177				

Sample ID: GP-MW-16-SS

Method 1668C

Client Data		Sample Data		Laboratory Data			
Name:	SLR International Corp	Matrix:	Solid	Project No.:	B3245	Date Received:	30-Apr-2019
Project ID:	Nord Door	Weight/Volume:	10.07 g	Sample ID:	B3245_16683_PCB_007-R1-D2	Date Extracted:	15-May-2019
Date Collected:	26-Apr-2019	% Solid	86.8 %	QC Batch No.:	16683	Date Analyzed:	20-May-2019
Analyte	Conc.	DL	EMPC	Qualifier	Standard	Recovery	
	pg/g	pg/g	pg/g			%	
PCB-77 33'44'-TeCB	12.5				ES PCB-1	54.5	
PCB-81 344'5'-TeCB	ND	2.12			ES PCB-3	68.9	
PCB-105 233'44'-PeCB	71.6				ES PCB-4	70	
PCB-114 2344'5'-PeCB	4.08				ES PCB-15	82.5	
PCB-118 23'44'5'-PeCB	187				ES PCB-19	81.5	
PCB-123 23'44'5'-PeCB	EMPC		3.28		ES PCB-37	78.9	
PCB-126 33'44'5'-PeCB	EMPC		8.27		ES PCB-54	79.6	
PCB-156/157 233'44'5'/233'44'5'-HxCB	52.9			C	ES PCB-77	66.4	
PCB-167 23'44'55'-HxCB	33.8				ES PCB-81	66.2	
PCB-169 33'44'55'-HxCB	ND	3.47			ES PCB-104	113	
PCB-189 233'44'55'-HpCB	EMPC		7.51		ES PCB-105	77.6	
					ES PCB-114	76.6	
TEQs (WHO 2005 M/H)					ES PCB-118	79.1	
					ES PCB-123	83.3	
ND = 0	0.0117		0.839		ES PCB-126	59.4	
ND = 0.5 x DL	0.224		0.892		ES PCB-153	106	
ND = DL	0.436		0.944		ES PCB-155	136	
					ES PCB-156/157	88.6	
Totals					ES PCB-167	89.5	
Mono-CB	4.78		8.56		ES PCB-169	73.5	
Di-CB	37.5				ES PCB-170	105	
Tri-CB	188		192		ES PCB-180	115	
Tetra-CB	653		657		ES PCB-188	116	
Penta-CB	2,020		2,040		ES PCB-189	96.9	
Hexa-CB	2,480		2,480		ES PCB-202	87.5	
Hepta-CB	1,280		1,290		ES PCB-205	108	
Octa-CB	223		274		ES PCB-206	123	
Nona-CB	67.4				ES PCB-208	108	
Deca-CB	21.8				ES PCB-209	130	
					CS PCB-28	103	
Total PCB (Mono-Deca)	6,980		7,070		CS PCB-111	92.8	
					CS PCB-178	109	

Checkcode: 778-496-NFL/C

SGS North America - PCB v0.83

Report Created: 21-May-2019 09:17 Analyst: ah



Sample ID: GP-MW-16-SS

Method 1668C

Client Data			Sample Data			Laboratory Data						
Name:	SLR International Corp		Matrix:	Solid		Project No.:	B3245		Date Received:	30-Apr-2019		
Project ID:	Nord Door		Weight/Volume:	10.07 g		Sample ID:	B3245_16683_PCB_007-R1-D2		Date Extracted:	15-May-2019		
Date Collected:	26-Apr-2019		% Solid	86.8 %		QC Batch No.:	16683		Date Analyzed:	20-May-2019		
			Units	pg/g		Checkcode:	778-496-NFL/C		Time Analyzed:	13:13:45		

Mono	Conc.	Qualifiers	Tri	Conc.	Qualifiers	Tetra	Conc.	Qualifiers	Tetra	Conc.	Qualifiers
PCB-1	[3.78]	EMPC	PCB-19	2.66		PCB-54	(0.661)		PCB-72	(1.83)	
PCB-2	(0.859)		PCB-30/18	21.2	C	PCB-50/53	19.1	C	PCB-68	(1.97)	
PCB-3	4.78		PCB-17	11.6		PCB-45	15.2		PCB-57	(1.95)	
			PCB-27	[1.87]	EMPC	PCB-51	[3.84]	EMPC	PCB-58	(1.75)	
Conc.	4.78		PCB-24	(1.06)		PCB-46	10.1		PCB-67	(1.78)	
EMPC	8.56		PCB-16	10.7		PCB-52	133		PCB-63	(2.13)	
			PCB-32	7.35		PCB-73	(1.02)		PCB-61/70/74/76	116	C
Di	Conc.	Qualifiers	PCB-34	(1.47)		PCB-43	(1.3)		PCB-66	60.3	
PCB-4	3.95		PCB-23	(1.48)		PCB-69/49	43.3	C	PCB-55	(1.79)	
PCB-10	(0.522)		PCB-26/29	5.96	C	PCB-48	11.4		PCB-56	26.5	
PCB-9	(0.377)		PCB-25	[2.13]	EMPC	PCB-44/47/65	79.2	C	PCB-60	18	
PCB-7	(0.42)		PCB-31	35.1		PCB-59/62/75	8.13	C	PCB-80	(1.86)	
PCB-6	2.03		PCB-28/20	42.5	C	PCB-42	19.8		PCB-79	2.98	
PCB-5	(0.433)		PCB-21/33	20.8	C	PCB-41	6.98		PCB-78	(1.99)	
PCB-8	10.4		PCB-22	12.1		PCB-71/40	33.6	C	PCB-81	(2.12)	
PCB-14	(0.424)		PCB-36	(1.26)		PCB-64	37.2		PCB-77	12.5	
PCB-11	7.08	B	PCB-39	(1.39)							
PCB-13/12	2.77	C	PCB-38	(1.38)							
PCB-15	11.4		PCB-35	(1.43)							
			PCB-37	18							
Conc.	37.5		Conc.	188					Conc.	653	
EMPC	37.5		EMPC	192					EMPC	657	


 5500 Business Drive
 Wilmington, NC 28405, USA
 Tel: +1 910 794-1613
 www.us.sgs.com

Totals	Conc.	EMPC
Mono-Tri	230	238
Tetra-Hexa	5,150	5,180
Hepta-Deca	1,600	1,660
Mono-Deca	6,980	7,070

Sample ID: GP-MW-16-SS **Method 1668C**

Penta	Conc.	Qualifiers	Penta	Conc.	Qualifiers	Hexa	Conc.	Qualifiers	Hexa	Conc.	Qualifiers
PCB-104	(0.344)		PCB-109/119/86/97/125/87	171	C	PCB-155	(0.415)		PCB-165	(0.682)	
PCB-96	2.78		PCB-117	4.05		PCB-152	(0.389)		PCB-146	83.4	
PCB-103	2.93		PCB-116/85	41.7	C	PCB-150	(0.441)		PCB-161	(0.58)	
PCB-94	(2.18)		PCB-110	363		PCB-136	77.4		PCB-153/168	379	C
PCB-95	391		PCB-115	(1.29)		PCB-145	(0.41)		PCB-141	97.8	
PCB-100/93	(1.94)	C	PCB-82	31.3		PCB-148	(0.812)		PCB-130	46.9	
PCB-102	12.1		PCB-111	(1.37)		PCB-151/135	214	C	PCB-137	24.5	
PCB-98	(1.94)		PCB-120	(1.11)		PCB-154	8.81		PCB-164	30.7	
PCB-88	(2.05)		PCB-108/124	12.5	C	PCB-144	30.5		PCB-163/138/129	518	C
PCB-91	59		PCB-107	19.5		PCB-147/149	488	C	PCB-160	(0.662)	
PCB-84	136		PCB-123	[3.28]	EMPC	PCB-134	33.9		PCB-158	50.8	
PCB-89	5.87		PCB-106	(1.26)		PCB-143	(0.849)		PCB-128/166	76.1	C
PCB-121	(1.24)		PCB-118	187		PCB-139/140	11.5	C	PCB-159	4.24	
PCB-92	65.6		PCB-122	[3.15]	EMPC	PCB-131	[7.04]	EMPC	PCB-162	(2.21)	
PCB-113/90/101	319	C	PCB-114	4.08		PCB-142	(0.921)		PCB-167	33.8	
PCB-83	22.9		PCB-105	71.6		PCB-132	203		PCB-156/157	52.9	C
PCB-99	99.7		PCB-127	(1.44)		PCB-133	9.72		PCB-169	(3.47)	
PCB-112	(1.21)		PCB-126	[8.27]	EMPC						
			Conc.	2,020					Conc.	2,480	
			EMPC	2,040					EMPC	2,480	

Hepta	Conc.	Qualifiers	Hepta	Conc.	Qualifiers	Octa	Conc.	Qualifiers	Nona	Conc.	Qualifiers
PCB-188	(0.466)		PCB-174	179		PCB-202	[19]	EMPC	PCB-208	15.3	
PCB-179	51.8		PCB-177	99.5		PCB-201	14.8		PCB-207	5.8	
PCB-184	(0.476)		PCB-181	(2.37)		PCB-204	(0.531)		PCB-206	46.3	
PCB-176	20		PCB-171/173	54.3	C	PCB-197	(0.58)				
PCB-186	(0.42)		PCB-172	29.8		PCB-200	9.48		Conc.	67.4	
PCB-178	30.6		PCB-192	(1.84)		PCB-198/199	66.9	C	EMPC	67.4	
PCB-175	7.03		PCB-180/193	321	C	PCB-196	37.6				
PCB-187	186		PCB-191	5.27		PCB-203	[32.4]	EMPC	Deca	Conc.	Qualifiers
PCB-182	(2.23)		PCB-170	159		PCB-195	22.9		PCB-209	21.8	
PCB-183	109		PCB-190	19.7		PCB-194	71.1				
PCB-185	12.8		PCB-189	[7.51]	EMPC	PCB-205	(2.73)				
			Conc.	1,280		Conc.	223				
			EMPC	1,290		EMPC	274				

Sample ID: GP-MW-17-SS

Method 1668C

Client Data		Sample Data		Laboratory Data			
Name:	SLR International Corp	Matrix:	Solid	Project No.:	B3245	Date Received:	30-Apr-2019
Project ID:	Nord Door	Weight/Volume:	10.07 g	Sample ID:	B3245_16683_PCB_008-R1-RJ	Date Extracted:	15-May-2019
Date Collected:	26-Apr-2019	% Solid	83.5 %	QC Batch No.:	16683	Date Analyzed:	20-May-2019
Analyte	Conc.	DL	EMPC	Qualifier	Standard	Recovery	
	pg/g	pg/g	pg/g			%	
PCB-77 33'44'-TeCB	ND	0.74			ES PCB-1	45	
PCB-81 344'5'-TeCB	ND	0.831			ES PCB-3	59.6	
PCB-105 233'44'-PeCB	2.42				ES PCB-4	63.3	
PCB-114 2344'5'-PeCB	ND	0.475			ES PCB-15	74.5	
PCB-118 23'44'5'-PeCB	5.86				ES PCB-19	72	
PCB-123 23'44'5'-PeCB	ND	0.532			ES PCB-37	80.6	
PCB-126 33'44'5'-PeCB	ND	0.65			ES PCB-54	64.7	
PCB-156/157 233'44'5'/233'44'5'-HxCB	2.48			C	ES PCB-77	77.5	
PCB-167 23'44'55'-HxCB	EMPC		1.59		ES PCB-81	77.6	
PCB-169 33'44'55'-HxCB	ND	1.57			ES PCB-104	84.9	
PCB-189 233'44'55'-HpCB	ND	1.44			ES PCB-105	94.1	
					ES PCB-114	97.4	
TEQs (WHO 2005 M/H)					ES PCB-118	94.4	
					ES PCB-123	92.7	
ND = 0	0.000323		0.00037		ES PCB-126	91.4	
ND = 0.5 x DL	0.0566		0.0566		ES PCB-153	100	
ND = DL	0.113		0.113		ES PCB-155	102	
					ES PCB-156/157	117	
					ES PCB-167	103	
Totals					ES PCB-169	96.5	
Mono-CB	14.9				ES PCB-170	96.7	
Di-CB	9.92				ES PCB-180	90.3	
Tri-CB	4.98		6.64		ES PCB-188	105	
Tetra-CB	18.5		21.3		ES PCB-189	100	
Penta-CB	42		45		ES PCB-202	98.8	
Hexa-CB	128		137		ES PCB-205	111	
Hepta-CB	91		103		ES PCB-206	130	
Octa-CB	24.2		27.1		ES PCB-208	107	
Nona-CB	ND	3.19			ES PCB-209	145	
Deca-CB	ND	1.81			CS PCB-28	96.6	
					CS PCB-111	102	
Total PCB (Mono-Deca)	333		365		CS PCB-178	106	

Checkcode: 653-026-ZFL/C

SGS North America - PCB v0.83

Report Created: 21-May-2019 09:17 Analyst: ah



Sample ID: GP-MW-17-SS

Method 1668C

Client Data			Sample Data			Laboratory Data						
Name:	SLR International Corp		Matrix:	Solid		Project No.:	B3245		Date Received:	30-Apr-2019		
Project ID:	Nord Door		Weight/Volume:	10.07 g		Sample ID:	B3245_16683_PCB_008-R1-RJ		Date Extracted:	15-May-2019		
Date Collected:	26-Apr-2019		% Solid	83.5 %		QC Batch No.:	16683		Date Analyzed:	20-May-2019		
			Units	pg/g		Checkcode:	653-026-ZFL/C		Time Analyzed:	14:11:16		

Mono	Conc.	Qualifiers	Tri	Conc.	Qualifiers	Tetra	Conc.	Qualifiers	Tetra	Conc.	Qualifiers
PCB-1	14.9		PCB-19	(1.87)		PCB-54	(0.772)		PCB-72	(0.716)	
PCB-2	(0.767)		PCB-30/18	(1.34)	C	PCB-50/53	(0.95)	C	PCB-68	(0.773)	
PCB-3	(0.824)		PCB-17	(1.96)		PCB-45	(1.14)		PCB-57	(0.765)	
			PCB-27	(1.4)		PCB-51	(0.939)		PCB-58	(0.684)	
Conc.	14.9		PCB-24	(1.36)		PCB-46	(1.2)		PCB-67	(0.697)	
EMPC	14.9		PCB-16	(2.02)		PCB-52	3.05		PCB-63	(0.836)	
			PCB-32	(1.27)		PCB-73	(0.728)		PCB-61/70/74/76	6.03	C
Di	Conc.	Qualifiers	PCB-34	(1.29)		PCB-43	(0.924)		PCB-66	3.32	
PCB-4	1.07		PCB-23	(1.3)		PCB-69/49	[1.66]	J EMPC C	PCB-55	(0.701)	
PCB-10	(0.338)		PCB-26/29	(1.28)	C	PCB-48	(1.01)		PCB-56	[1.18]	EMPC
PCB-9	(0.443)		PCB-25	(1.1)		PCB-44/47/65	3.32	C	PCB-60	(0.884)	
PCB-7	(0.494)		PCB-31	2.2		PCB-59/62/75	(0.754)	C	PCB-80	(0.73)	
PCB-6	(0.423)		PCB-28/20	2.79	C	PCB-42	(1.1)		PCB-79	(0.681)	
PCB-5	(0.508)		PCB-21/33	(1.25)	C	PCB-41	(1.24)		PCB-78	(0.779)	
PCB-8	1.46		PCB-22	(1.13)		PCB-71/40	1.15	J C	PCB-81	(0.831)	
PCB-14	(0.497)		PCB-36	(1.1)		PCB-64	1.59		PCB-77	(0.74)	
PCB-11	5.61	B	PCB-39	(1.22)							
PCB-13/12	(0.492)	C	PCB-38	(1.21)							
PCB-15	1.78		PCB-35	(1.26)							
			PCB-37	[1.66]	EMPC						
Conc.	9.92		Conc.	4.98					Conc.	18.5	
EMPC	9.92		EMPC	6.64					EMPC	21.3	



5500 Business Drive
 Wilmington, NC 28405, USA
 Tel: +1 910 794-1613
 www.us.sgs.com

Totals	Conc.	EMPC
Mono-Tri	29.8	31.4
Tetra-Hexa	188	203
Hepta-Deca	115	130
Mono-Deca	333	365

Sample ID: GP-MW-17-SS **Method 1668C**

Penta	Conc.	Qualifiers	Penta	Conc.	Qualifiers	Hexa	Conc.	Qualifiers	Hexa	Conc.	Qualifiers
PCB-104	(0.403)		PCB-109/119/86/97/125/87	3.78	J C	PCB-155	(0.394)		PCB-165	(0.5)	
PCB-96	(0.406)		PCB-117	(0.566)		PCB-152	(0.37)		PCB-146	5.15	
PCB-103	(0.686)		PCB-116/85	[1.95]	J EMPC C	PCB-150	(0.42)		PCB-161	(0.425)	
PCB-94	(0.837)		PCB-110	12.4		PCB-136	[2.65]	EMPC	PCB-153/168	23.1	C
PCB-95	5.3		PCB-115	(0.498)		PCB-145	(0.39)		PCB-141	[2.48]	EMPC
PCB-100/93	(0.745)	C	PCB-82	(0.74)		PCB-148	(0.596)		PCB-130	[2.65]	EMPC
PCB-102	(0.555)		PCB-111	(0.528)		PCB-151/135	5.13	C	PCB-137	2.21	
PCB-98	(0.747)		PCB-120	(0.428)		PCB-154	(0.564)		PCB-164	3.67	
PCB-88	(0.787)		PCB-108/124	(0.517)	C	PCB-144	(0.602)		PCB-163/138/129	39.6	C
PCB-91	1.33		PCB-107	0.667	J	PCB-147/149	23.3	C	PCB-160	(0.486)	
PCB-84	[1.11]	EMPC	PCB-123	(0.532)		PCB-134	(0.721)		PCB-158	4.12	
PCB-89	(0.713)		PCB-106	(0.486)		PCB-143	(0.623)		PCB-128/166	8.23	C
PCB-121	(0.477)		PCB-118	5.86		PCB-139/140	0.887	J C	PCB-159	(0.811)	
PCB-92	1.22		PCB-122	(0.566)		PCB-131	(0.664)		PCB-162	(0.946)	
PCB-113/90/101	6.01	C	PCB-114	(0.475)		PCB-142	(0.676)		PCB-167	[1.59]	EMPC
PCB-83	(0.924)		PCB-105	2.42		PCB-132	9.89		PCB-156/157	2.48	C
PCB-99	3.05		PCB-127	(0.464)		PCB-133	(0.592)		PCB-169	(1.57)	
PCB-112	(0.464)		PCB-126	(0.65)							
			Conc.	42					Conc.	128	
			EMPC	45					EMPC	137	

Hepta	Conc.	Qualifiers	Hepta	Conc.	Qualifiers	Octa	Conc.	Qualifiers	Nona	Conc.	Qualifiers
PCB-188	(0.434)		PCB-174	12.8		PCB-202	(1.5)		PCB-208	(1.85)	
PCB-179	3.57		PCB-177	7.84		PCB-201	(1.7)		PCB-207	(1.89)	
PCB-184	(0.444)		PCB-181	(1.54)		PCB-204	(1.46)		PCB-206	(4.54)	
PCB-176	1.09		PCB-171/173	3.84	C	PCB-197	(1.6)				
PCB-186	(0.391)		PCB-172	2.22		PCB-200	(1.57)		Conc.	0	
PCB-178	2.73		PCB-192	(1.2)		PCB-198/199	8.61	C	EMPC	0	
PCB-175	(1.73)		PCB-180/193	28.4	C	PCB-196	3.69				
PCB-187	17.8		PCB-191	(1.38)		PCB-203	5.77		Deca	Conc.	Qualifiers
PCB-182	(1.45)		PCB-170	[11.8]	EMPC	PCB-195	[2.87]	EMPC	PCB-209	(1.81)	
PCB-183	8.19		PCB-190	2.52		PCB-194	6.16				
PCB-185	(1.88)		PCB-189	(1.44)		PCB-205	(2.64)				
			Conc.	91		Conc.	24.2				
			EMPC	103		EMPC	27.1				

Sample ID: GP-801-SS

Method 1668C

Client Data		Sample Data		Laboratory Data			
Name:	SLR International Corp	Matrix:	Solid	Project No.:	B3245	Date Received:	30-Apr-2019
Project ID:	Nord Door	Weight/Volume:	10.06 g	Sample ID:	B3245_16683_PCB_009-R1-RJ	Date Extracted:	15-May-2019
Date Collected:	26-Apr-2019	% Solid	83.3 %	QC Batch No.:	16683	Date Analyzed:	20-May-2019
Analyte	Conc.	DL	EMPC	Qualifier	Standard	Recovery	
	pg/g	pg/g	pg/g			%	
PCB-77 33'44'-TeCB	EMPC		3.24		ES PCB-1	37.6	
PCB-81 344'5'-TeCB	ND	0.636			ES PCB-3	49.2	
PCB-105 233'44'-PeCB	14.3				ES PCB-4	51.1	
PCB-114 2344'5'-PeCB	EMPC		0.694	J	ES PCB-15	75.9	
PCB-118 23'44'5'-PeCB	44				ES PCB-19	65.6	
PCB-123 23'44'5'-PeCB	1.17				ES PCB-37	80	
PCB-126 33'44'5'-PeCB	ND	0.319			ES PCB-54	61	
PCB-156/157 233'44'5'/233'44'5'-HxCB	9.66			C	ES PCB-77	86.1	
PCB-167 23'44'55'-HxCB	4.19				ES PCB-81	86.9	
PCB-169 33'44'55'-HxCB	ND	0.444			ES PCB-104	75.3	
PCB-189 233'44'55'-HpCB	1.49				ES PCB-105	103	
					ES PCB-114	97.5	
TEQs (WHO 2005 M/H)					ES PCB-118	98.5	
					ES PCB-123	99.1	
ND = 0	0.00225		0.00259		ES PCB-126	96.1	
ND = 0.5 x DL	0.025		0.0253		ES PCB-153	99.8	
ND = DL	0.0478		0.0481		ES PCB-155	96.2	
					ES PCB-156/157	119	
					ES PCB-167	114	
Totals					ES PCB-169	119	
Mono-CB	ND	0.779			ES PCB-170	99.2	
Di-CB	12.8				ES PCB-180	94	
Tri-CB	59.7		65.8		ES PCB-188	99.6	
Tetra-CB	194		212		ES PCB-189	101	
Penta-CB	504		516		ES PCB-202	104	
Hexa-CB	669		671		ES PCB-205	113	
Hepta-CB	276		284		ES PCB-206	126	
Octa-CB	64.2		66.2		ES PCB-208	105	
Nona-CB	8.14				ES PCB-209	133	
Deca-CB	4.76				CS PCB-28	97.4	
Total PCB (Mono-Deca)	1,790		1,840		CS PCB-111	101	
					CS PCB-178	112	

Checkcode: 308-818-VBT/C

SGS North America - PCB v0.83

Report Created: 21-May-2019 09:17 Analyst: ah



Sample ID: GP-801-SS

Method 1668C

Client Data			Sample Data			Laboratory Data						
Name:	SLR International Corp		Matrix:	Solid		Project No.:	B3245		Date Received:	30-Apr-2019		
Project ID:	Nord Door		Weight/Volume:	10.06 g		Sample ID:	B3245_16683_PCB_009-R1-RJ		Date Extracted:	15-May-2019		
Date Collected:	26-Apr-2019		% Solid	83.3 %		QC Batch No.:	16683		Date Analyzed:	20-May-2019		
			Units	pg/g		Checkcode:	308-818-VBT/C		Time Analyzed:	15:08:49		

Mono	Conc.	Qualifiers	Tri	Conc.	Qualifiers	Tetra	Conc.	Qualifiers	Tetra	Conc.	Qualifiers
PCB-1	(0.827)		PCB-19	(1.36)		PCB-54	(0.378)		PCB-72	[1.24]	EMPC
PCB-2	(0.682)		PCB-30/18	6.38	C	PCB-50/53	4.92	C	PCB-68	1.61	
PCB-3	(0.732)		PCB-17	4.34		PCB-45	[3.78]	EMPC	PCB-57	(0.586)	
			PCB-27	(1.01)		PCB-51	[1.11]	EMPC	PCB-58	(0.524)	
Conc.	0		PCB-24	(0.984)		PCB-46	2.21		PCB-67	(0.534)	
EMPC	0		PCB-16	3.04		PCB-52	26.1		PCB-63	(0.641)	
			PCB-32	4.79		PCB-73	(0.397)		PCB-61/70/74/76	37.9	C
Di	Conc.	Qualifiers	PCB-34	(0.893)		PCB-43	(0.504)		PCB-66	27.8	
PCB-4	0.895	J	PCB-23	(0.9)		PCB-69/49	18.5	C	PCB-55	(0.537)	
PCB-10	(0.42)		PCB-26/29	1.94	J C	PCB-48	[2.71]	EMPC	PCB-56	10.2	
PCB-9	(0.449)		PCB-25	(0.759)		PCB-44/47/65	27.8	C	PCB-60	[4.73]	EMPC
PCB-7	(0.5)		PCB-31	12.1		PCB-59/62/75	2.33	J C	PCB-80	(0.559)	
PCB-6	0.406	J	PCB-28/20	17.7	C	PCB-42	9.29		PCB-79	0.813	J
PCB-5	(0.515)		PCB-21/33	5.51	C	PCB-41	[0.835]	J EMPC	PCB-78	(0.597)	
PCB-8	2.16		PCB-22	3.99		PCB-71/40	12.3	C	PCB-81	(0.636)	
PCB-14	(0.504)		PCB-36	(0.765)		PCB-64	12.2		PCB-77	[3.24]	EMPC
PCB-11	4.47	B	PCB-39	(0.846)							
PCB-13/12	(0.499)	C	PCB-38	(0.839)							
PCB-15	4.83		PCB-35	(0.872)							
			PCB-37	[6.06]	EMPC						
Conc.	12.8		Conc.	59.7					Conc.	194	
EMPC	12.8		EMPC	65.8					EMPC	212	



5500 Business Drive
 Wilmington, NC 28405, USA
 Tel: +1 910 794-1613
 www.us.sgs.com

Totals	Conc.	EMPC
Mono-Tri	72.5	78.5
Tetra-Hexa	1,370	1,400
Hepta-Deca	353	363
Mono-Deca	1,790	1,840

Sample ID: GP-801-SS
Method 1668C

Penta			Penta			Hexa			Hexa		
Conc.	Qualifiers		Conc.	Qualifiers		Conc.	Qualifiers		Conc.	Qualifiers	
PCB-104	(0.189)		PCB-109/119/86/97/125/87	36.2	C	PCB-155	(0.222)		PCB-165	(0.245)	
PCB-96	1.02		PCB-117	2.95		PCB-152	(0.209)		PCB-146	28.3	
PCB-103	[2.29]	EMPC	PCB-116/85	9.29	C	PCB-150	1.42		PCB-161	(0.209)	
PCB-94	(0.587)		PCB-110	103		PCB-136	26.3		PCB-153/168	128	C
PCB-95	79.8		PCB-115	(0.349)		PCB-145	(0.22)		PCB-141	24.8	
PCB-100/93	2.62	C	PCB-82	[7.47]	EMPC	PCB-148	0.766	J	PCB-130	9.53	
PCB-102	2.71		PCB-111	(0.37)		PCB-151/135	51.5	C	PCB-137	5.27	
PCB-98	(0.523)		PCB-120	1.33		PCB-154	7.52		PCB-164	8.46	
PCB-88	(0.551)		PCB-108/124	2.1	C	PCB-144	6.18		PCB-163/138/129	136	C
PCB-91	21.4		PCB-107	4.02		PCB-147/149	133	C	PCB-160	(0.238)	
PCB-84	26.6		PCB-123	1.17		PCB-134	8.34		PCB-158	12.4	
PCB-89	[0.988]	J EMPC	PCB-106	(0.34)		PCB-143	(0.306)		PCB-128/166	16.4	C
PCB-121	(0.334)		PCB-118	44		PCB-139/140	2.72	C	PCB-159	[0.897]	J EMPC
PCB-92	20.2		PCB-122	[0.771]	J EMPC	PCB-131	[1.51]	EMPC	PCB-162	(0.322)	
PCB-113/90/101	82.9	C	PCB-114	[0.694]	J EMPC	PCB-142	(0.332)		PCB-167	4.19	
PCB-83	5.05		PCB-105	14.3		PCB-132	44.1		PCB-156/157	9.66	C
PCB-99	42.8		PCB-127	(0.336)		PCB-133	3.54		PCB-169	(0.444)	
PCB-112	(0.325)		PCB-126	(0.319)							
			Conc.	504					Conc.	669	
			EMPC	516					EMPC	671	

Hepta			Hepta			Octa			Nona		
Conc.	Qualifiers		Conc.	Qualifiers		Conc.	Qualifiers		Conc.	Qualifiers	
PCB-188	(0.205)		PCB-174	35		PCB-202	3.43		PCB-208	1.91	
PCB-179	14.6		PCB-177	21		PCB-201	2.89		PCB-207	(0.977)	
PCB-184	(0.21)		PCB-181	(0.502)		PCB-204	(0.355)		PCB-206	6.23	
PCB-176	5.2		PCB-171/173	11.2	C	PCB-197	(0.388)				
PCB-186	(0.185)		PCB-172	5.42		PCB-200	[1.96]	EMPC	Conc.	8.14	
PCB-178	[6.97]	EMPC	PCB-192	(0.39)		PCB-198/199	17.6	C	EMPC	8.14	
PCB-175	1.39		PCB-180/193	74	C	PCB-196	9.53				
PCB-187	42.4		PCB-191	[1.26]	EMPC	PCB-203	9.97		Deca	Conc.	Qualifiers
PCB-182	(0.472)		PCB-170	34.1		PCB-195	6.58		PCB-209	4.76	
PCB-183	19.8		PCB-190	6.78		PCB-194	14.2				
PCB-185	3.37		PCB-189	1.49		PCB-205	(1.13)				
			Conc.	276		Conc.	64.2				
			EMPC	284		EMPC	66.2				

Sample ID: GP-802-SS

Method 1668C

Client Data		Sample Data		Laboratory Data			
Name:	SLR International Corp	Matrix:	Solid	Project No.:	B3245	Date Received:	30-Apr-2019
Project ID:	Nord Door	Weight/Volume:	10.09 g	Sample ID:	B3245_16683_PCB_010-R1	Date Extracted:	15-May-2019
Date Collected:	26-Apr-2019	% Solid	90.5 %	QC Batch No.:	16683	Date Analyzed:	20-May-2019
Analyte	Conc.	DL	EMPC	Qualifier	Standard	Recovery	
	pg/g	pg/g	pg/g			%	
PCB-77 33'44'-TeCB	10.6				ES PCB-1	32.9	
PCB-81 344'5'-TeCB	ND	0.792			ES PCB-3	47.5	
PCB-105 233'44'-PeCB	20.1				ES PCB-4	49.8	
PCB-114 2344'5'-PeCB	EMPC		1.2		ES PCB-15	73.4	
PCB-118 23'44'5'-PeCB	63.3				ES PCB-19	62.1	
PCB-123 23'44'5'-PeCB	1.16				ES PCB-37	78.6	
PCB-126 33'44'5'-PeCB	ND	0.331			ES PCB-54	51	
PCB-156/157 233'44'5'/233'44'5'-HxCB	9.04			C	ES PCB-77	83.4	
PCB-167 23'44'55'-HxCB	3.12				ES PCB-81	83.6	
PCB-169 33'44'55'-HxCB	ND	0.701			ES PCB-104	75.6	
PCB-189 233'44'55'-HpCB	ND	0.518			ES PCB-105	100	
					ES PCB-114	97.6	
TEQs (WHO 2005 M/H)					ES PCB-118	100	
					ES PCB-123	102	
ND = 0	0.00396		0.004		ES PCB-126	95.4	
ND = 0.5 x DL	0.0312		0.0312		ES PCB-153	97	
ND = DL	0.0584		0.0584		ES PCB-155	95.9	
					ES PCB-156/157	109	
Totals					ES PCB-167	105	
Mono-CB	3.67		7.11		ES PCB-169	110	
Di-CB	379				ES PCB-170	101	
Tri-CB	1,800		1,800		ES PCB-180	95.8	
Tetra-CB	881		887		ES PCB-188	92.9	
Penta-CB	534		539		ES PCB-189	98.3	
Hexa-CB	393		404		ES PCB-202	98.4	
Hepta-CB	139		143		ES PCB-205	112	
Octa-CB	43.5		55		ES PCB-206	129	
Nona-CB	12.9		17.7		ES PCB-208	106	
Deca-CB	12.2				ES PCB-209	134	
					CS PCB-28	95.8	
Total PCB (Mono-Deca)	4,200		4,250		CS PCB-111	105	
					CS PCB-178	105	



Sample ID: GP-802-SS

Method 1668C

Client Data			Sample Data			Laboratory Data						
Name:	SLR International Corp		Matrix:	Solid		Project No.:	B3245		Date Received:	30-Apr-2019		
Project ID:	Nord Door		Weight/Volume:	10.09 g		Sample ID:	B3245_16683_PCB_010-R1		Date Extracted:	15-May-2019		
Date Collected:	26-Apr-2019		% Solid	90.5 %		QC Batch No.:	16683		Date Analyzed:	20-May-2019		
			Units	pg/g		Checkcode:	735-146-TYR/C		Time Analyzed:	01:04:07		

Mono	Conc.	Qualifiers	Tri	Conc.	Qualifiers	Tetra	Conc.	Qualifiers	Tetra	Conc.	Qualifiers
PCB-1	3.67		PCB-19	36.7		PCB-54	(0.644)		PCB-72	[1.56]	EMPC
PCB-2	(0.631)		PCB-30/18	311	C	PCB-50/53	19.1	C	PCB-68	(0.755)	
PCB-3	[3.44]	EMPC	PCB-17	195		PCB-45	27.2		PCB-57	(0.745)	
			PCB-27	27		PCB-51	[5]	EMPC	PCB-58	(0.669)	
Conc.	3.67		PCB-24	6.41		PCB-46	11		PCB-67	4.45	
EMPC	7.11		PCB-16	179		PCB-52	107		PCB-63	4.89	
			PCB-32	110		PCB-73	(0.473)		PCB-61/70/74/76	148	C
Di	Conc.	Qualifiers	PCB-34	[2.61]	EMPC	PCB-43	4.59		PCB-66	91.5	
PCB-4	82.5		PCB-23	(1.28)		PCB-69/49	76	C	PCB-55	(0.692)	
PCB-10	2.27		PCB-26/29	72.8	C	PCB-48	27.8		PCB-56	45.1	
PCB-9	5.08		PCB-25	36.5		PCB-44/47/65	115	C	PCB-60	11.3	
PCB-7	3.52		PCB-31	220		PCB-59/62/75	15	C	PCB-80	(0.71)	
PCB-6	72.3		PCB-28/20	301	C	PCB-42	40.5		PCB-79	(0.643)	
PCB-5	1.38		PCB-21/33	135	C	PCB-41	8.55		PCB-78	(0.755)	
PCB-8	133		PCB-22	97.4		PCB-71/40	58	C	PCB-81	(0.792)	
PCB-14	(0.403)		PCB-36	(1.1)		PCB-64	55.4		PCB-77	10.6	
PCB-11	7.43	B	PCB-39	(1.21)							
PCB-13/12	9.65	C	PCB-38	(1.21)							
PCB-15	61		PCB-35	(1.25)							
			PCB-37	76.4							
Conc.	379		Conc.	1,800					Conc.	881	
EMPC	379		EMPC	1,800					EMPC	887	



5500 Business Drive
 Wilmington, NC 28405, USA
 Tel: +1 910 794-1613
 www.us.sgs.com

Totals	Conc.	EMPC
Mono-Tri	2,180	2,190
Tetra-Hexa	1,810	1,830
Hepta-Deca	207	228
Mono-Deca	4,200	4,250

Sample ID: GP-802-SS **Method 1668C**

Penta	Conc.	Qualifiers	Penta	Conc.	Qualifiers	Hexa	Conc.	Qualifiers	Hexa	Conc.	Qualifiers
PCB-104	(0.307)		PCB-109/119/86/97/125/87	52.3	C	PCB-155	(0.239)		PCB-165	(0.284)	
PCB-96	0.923	J	PCB-117	1.55		PCB-152	(0.223)		PCB-146	14.1	
PCB-103	1.63		PCB-116/85	13.6	C	PCB-150	(0.256)		PCB-161	(0.251)	
PCB-94	(0.503)		PCB-110	94.9		PCB-136	12.8		PCB-153/168	70.5	C
PCB-95	71		PCB-115	(0.255)		PCB-145	(0.233)		PCB-141	13	
PCB-100/93	(0.452)	C	PCB-82	9		PCB-148	(0.344)		PCB-130	8.99	
PCB-102	2.34		PCB-111	(0.309)		PCB-151/135	28.4	C	PCB-137	4.66	
PCB-98	(0.474)		PCB-120	(0.255)		PCB-154	2.42		PCB-164	[5.44]	EMPC
PCB-88	(0.472)		PCB-108/124	2.06	C	PCB-144	2.9		PCB-163/138/129	91.5	C
PCB-91	13.9		PCB-107	5.77		PCB-147/149	68.4	C	PCB-160	(0.293)	
PCB-84	29.2		PCB-123	1.16		PCB-134	[5.41]	EMPC	PCB-158	8.94	
PCB-89	(0.434)		PCB-106	(0.296)		PCB-143	(0.375)		PCB-128/166	14.8	C
PCB-121	(0.29)		PCB-118	63.3		PCB-139/140	1.9	J C	PCB-159	(0.479)	
PCB-92	20		PCB-122	0.947	J	PCB-131	1.29		PCB-162	(0.562)	
PCB-113/90/101	90.2	C	PCB-114	[1.2]	EMPC	PCB-142	(0.387)		PCB-167	3.12	
PCB-83	[4.7]	EMPC	PCB-105	20.1		PCB-132	34.4		PCB-156/157	9.04	C
PCB-99	39.7		PCB-127	(0.335)		PCB-133	1.75		PCB-169	(0.701)	
PCB-112	(0.266)		PCB-126	(0.331)							
			Conc.	534					Conc.	393	
			EMPC	539					EMPC	404	

Hepta	Conc.	Qualifiers	Hepta	Conc.	Qualifiers	Octa	Conc.	Qualifiers	Nona	Conc.	Qualifiers
PCB-188	(0.192)		PCB-174	17.4		PCB-202	5.32		PCB-208	[4.81]	EMPC
PCB-179	7.92		PCB-177	10.8		PCB-201	2.91		PCB-207	(1.28)	
PCB-184	(0.198)		PCB-181	(0.465)		PCB-204	(0.296)		PCB-206	12.9	
PCB-176	3.14		PCB-171/173	5.74	C	PCB-197	(0.316)				
PCB-186	(0.175)		PCB-172	2.72		PCB-200	[1.85]	EMPC	Conc.	12.9	
PCB-178	[3.88]	EMPC	PCB-192	(0.367)		PCB-198/199	16.8	C	EMPC	17.7	
PCB-175	(0.522)		PCB-180/193	35.4	C	PCB-196	6.22				
PCB-187	25.4		PCB-191	(0.423)		PCB-203	8.81		Deca	Conc.	Qualifiers
PCB-182	(0.445)		PCB-170	15.1		PCB-195	3.5		PCB-209	12.2	
PCB-183	10.6		PCB-190	2.83		PCB-194	[9.63]	EMPC			
PCB-185	1.65		PCB-189	(0.518)		PCB-205	(1.01)				
			Conc.	139		Conc.	43.5				
			EMPC	143		EMPC	55				

Sample ID: Method Blank B3245_16683

Method 1668C

Client Data		Sample Data		Laboratory Data			
Name:	SLR International Corp	Matrix:	Solid	Project No.:	B3245	Date Received:	n/a
Project ID:	Nord Door	Weight/Volume:	10.00 g	Sample ID:	MB1_16683_PCB_SDS	Date Extracted:	15-May-2019
Date Collected:	n/a	% Solid	n/a	QC Batch No.:	16683	Date Analyzed:	19-May-2019
Analyte	Conc.	DL	EMPC	Qualifier	Standard	Recovery	
	pg/g	pg/g	pg/g			%	
PCB-77 33'44'-TeCB	ND	0.853			ES PCB-1	69.1	
PCB-81 344'5'-TeCB	ND	0.866			ES PCB-3	72.6	
PCB-105 233'44'-PeCB	ND	0.361			ES PCB-4	82.3	
PCB-114 2344'5'-PeCB	ND	0.335			ES PCB-15	76.1	
PCB-118 23'44'5'-PeCB	ND	0.339			ES PCB-19	86.5	
PCB-123 23'44'5'-PeCB	ND	0.338			ES PCB-37	73.7	
PCB-126 33'44'5'-PeCB	ND	0.457			ES PCB-54	79.4	
PCB-156/157 233'44'5'/233'44'5'-HxCB	ND	0.628		C	ES PCB-77	77.7	
PCB-167 23'44'55'-HxCB	ND	0.413			ES PCB-81	75.9	
PCB-169 33'44'55'-HxCB	ND	0.532			ES PCB-104	90.5	
PCB-189 233'44'55'-HpCB	ND	0.611			ES PCB-105	93	
					ES PCB-114	88.4	
					ES PCB-118	92.2	
					ES PCB-123	89.8	
					ES PCB-126	87.2	
					ES PCB-153	96.1	
					ES PCB-155	96.7	
					ES PCB-156/157	108	
					ES PCB-167	102	
					ES PCB-169	105	
					ES PCB-170	92.8	
					ES PCB-180	86.9	
					ES PCB-188	98.5	
					ES PCB-189	98.2	
					ES PCB-202	101	
					ES PCB-205	110	
					ES PCB-206	120	
					ES PCB-208	104	
					ES PCB-209	132	
					CS PCB-28	85.4	
					CS PCB-111	89.3	
					CS PCB-178	99.4	
TEQs (WHO 2005 M/H)							
ND = 0	0		0				
ND = 0.5 x DL	0.031		0.031				
ND = DL	0.062		0.062				
Totals							
Mono-CB	ND	0.888					
Di-CB	2.68						
Tri-CB	ND	1.33					
Tetra-CB	ND	0.888					
Penta-CB	ND	0.365					
Hexa-CB	ND	0.47					
Hepta-CB	ND	0.572					
Octa-CB	ND	0.486					
Nona-CB	ND	2.36					
Deca-CB	ND	0.94					
Total PCB (Mono-Deca)	2.68		2.68				



Sample ID: Method Blank B3245_16683

Method 1668C

Client Data			Sample Data			Laboratory Data						
Name:	SLR International Corp		Matrix:	Solid		Project No.:	B3245		Date Received:	n/a		
Project ID:	Nord Door		Weight/Volume:	10.00 g		Sample ID:	MB1_16683_PCB_SDS		Date Extracted:	15-May-2019		
Date Collected:	n/a		% Solid	n/a		QC Batch No.:	16683		Date Analyzed:	19-May-2019		
			Units	pg/g		Checkcode:	143-962-JLX/C		Time Analyzed:	16:27:04		

Mono	Conc.	Qualifiers	Tri	Conc.	Qualifiers	Tetra	Conc.	Qualifiers	Tetra	Conc.	Qualifiers
PCB-1	(0.887)		PCB-19	(1.5)		PCB-54	(0.629)		PCB-72	(0.776)	
PCB-2	(0.834)		PCB-30/18	(1.11)	C	PCB-50/53	(1.1)	C	PCB-68	(0.825)	
PCB-3	(0.89)		PCB-17	(1.61)		PCB-45	(1.29)		PCB-57	(0.814)	
			PCB-27	(1.14)		PCB-51	(1.11)		PCB-58	(0.73)	
Conc.	0		PCB-24	(1.12)		PCB-46	(1.39)		PCB-67	(0.738)	
EMPC	0		PCB-16	(1.68)		PCB-52	(0.995)		PCB-63	(0.892)	
			PCB-32	(1.04)		PCB-73	(0.848)		PCB-61/70/74/76	(0.79)	C
Di	Conc.	Qualifiers	PCB-34	(1.19)		PCB-43	(1.1)		PCB-66	(0.764)	
PCB-4	(0.629)		PCB-23	(1.18)		PCB-69/49	(0.986)	C	PCB-55	(0.756)	
PCB-10	(0.466)		PCB-26/29	(1.16)	C	PCB-48	(1.18)		PCB-56	(0.8)	
PCB-9	(0.4)		PCB-25	(0.993)		PCB-44/47/65	(1.02)	C	PCB-60	(0.928)	
PCB-7	(0.45)		PCB-31	(1.02)		PCB-59/62/75	(0.897)	C	PCB-80	(0.776)	
PCB-6	(0.382)		PCB-28/20	(1.09)	C	PCB-42	(1.31)		PCB-79	(0.702)	
PCB-5	(0.466)		PCB-21/33	(1.13)	C	PCB-41	(1.51)		PCB-78	(0.825)	
PCB-8	(0.367)		PCB-22	(1.03)		PCB-71/40	(1.05)	C	PCB-81	(0.866)	
PCB-14	(0.443)		PCB-36	(1.02)		PCB-64	(0.891)		PCB-77	(0.853)	
PCB-11	2.68		PCB-39	(1.12)							
PCB-13/12	(0.448)	C	PCB-38	(1.11)							
PCB-15	(0.419)		PCB-35	(1.15)							
			PCB-37	(1.16)							
Conc.	2.68		Conc.	0					Conc.	0	
EMPC	2.68		EMPC	0					EMPC	0	


 5500 Business Drive
 Wilmington, NC 28405, USA
 Tel: +1 910 794-1613
 www.us.sgs.com

Totals	Conc.	EMPC
Mono-Tri	2.68	2.68
Tetra-Hexa	0	0
Hepta-Deca	0	0
Mono-Deca	2.68	2.68

Sample ID: Method Blank B3245_16683						Method 1668C					
Penta	Conc.	Qualifiers	Penta	Conc.	Qualifiers	Hexa	Conc.	Qualifiers	Hexa	Conc.	Qualifiers
PCB-104	(0.364)		PCB-109/119/86/97/125/87	(0.374)	C	PCB-155	(0.309)		PCB-165	(0.407)	
PCB-96	(0.371)		PCB-117	(0.348)		PCB-152	(0.288)		PCB-146	(0.41)	
PCB-103	(0.45)		PCB-116/85	(0.397)	C	PCB-150	(0.331)		PCB-161	(0.359)	
PCB-94	(0.545)		PCB-110	(0.316)		PCB-136	(0.343)		PCB-153/168	(0.382)	C
PCB-95	(0.48)		PCB-115	(0.277)		PCB-145	(0.301)		PCB-141	(0.52)	
PCB-100/93	(0.49)	C	PCB-82	(0.475)		PCB-148	(0.492)		PCB-130	(0.607)	
PCB-102	(0.351)		PCB-111	(0.335)		PCB-151/135	(0.485)	C	PCB-137	(0.522)	
PCB-98	(0.514)		PCB-120	(0.277)		PCB-154	(0.462)		PCB-164	(0.352)	
PCB-88	(0.511)		PCB-108/124	(0.333)	C	PCB-144	(0.5)		PCB-163/138/129	(0.459)	C
PCB-91	(0.477)		PCB-107	(0.313)		PCB-147/149	(0.447)	C	PCB-160	(0.419)	
PCB-84	(0.559)		PCB-123	(0.338)		PCB-134	(0.573)		PCB-158	(0.37)	
PCB-89	(0.471)		PCB-106	(0.321)		PCB-143	(0.537)		PCB-128/166	(0.488)	C
PCB-121	(0.315)		PCB-118	(0.339)		PCB-139/140	(0.466)	C	PCB-159	(0.374)	
PCB-92	(0.506)		PCB-122	(0.41)		PCB-131	(0.562)		PCB-162	(0.438)	
PCB-113/90/101	(0.421)	C	PCB-114	(0.335)		PCB-142	(0.553)		PCB-167	(0.413)	
PCB-83	(0.582)		PCB-105	(0.361)		PCB-132	(0.529)		PCB-156/157	(0.628)	C
PCB-99	(0.359)		PCB-127	(0.334)		PCB-133	(0.485)		PCB-169	(0.532)	
PCB-112	(0.289)		PCB-126	(0.457)							
			Conc.	0					Conc.	0	
			EMPC	0					EMPC	0	
Hepta	Conc.	Qualifiers	Hepta	Conc.	Qualifiers	Octa	Conc.	Qualifiers	Nona	Conc.	Qualifiers
PCB-188	(0.296)		PCB-174	(0.641)		PCB-202	(0.261)		PCB-208	(1.43)	
PCB-179	(0.28)		PCB-177	(0.645)		PCB-201	(0.297)		PCB-207	(1.51)	
PCB-184	(0.307)		PCB-181	(0.604)		PCB-204	(0.256)		PCB-206	(3.29)	
PCB-176	(0.326)		PCB-171/173	(0.709)	C	PCB-197	(0.273)				
PCB-186	(0.27)		PCB-172	(0.703)		PCB-200	(0.285)		Conc.	0	
PCB-178	(0.432)		PCB-192	(0.477)		PCB-198/199	(0.347)	C	EMPC	0	
PCB-175	(0.678)		PCB-180/193	(0.579)	C	PCB-196	(0.389)				
PCB-187	(0.562)		PCB-191	(0.55)		PCB-203	(0.312)		Deca	Conc.	Qualifiers
PCB-182	(0.578)		PCB-170	(0.889)		PCB-195	(0.875)		PCB-209	(0.94)	
PCB-183	(0.593)		PCB-190	(0.634)		PCB-194	(0.847)				
PCB-185	(0.75)		PCB-189	(0.611)		PCB-205	(0.711)				
			Conc.	0		Conc.	0				
			EMPC	0		EMPC	0				



METHOD 1668C

PCB ONGOING PRECISION AND RECOVERY (OPR)

FORM 8A

Lab Name: SGS North America
 Initial Calibration: ICAL: MM4_PCB_08292018_04Jan2019
 Instrument ID: MM4 GC Column ID:
 VER Data Filename: 190519S02 Analysis Date: 19-MAY-2019 15:29:33
 Lab ID: OPR1_16683_PCB

NATIVE ANALYTES	SPIKE CONC. (pg/uL)	RECOVERY (%)	RANGE (%)			OK
PCB-1 2-MoCB	50	111	60	-	135	Y
PCB-3 4-MoCB	50	109	60	-	135	Y
PCB-4 22'-DiCB	50	113	60	-	135	Y
PCB-15 44'-DiCB	50	98.2	60	-	135	Y
PCB-19 22'6-TrCB	50	105	60	-	135	Y
PCB-37 344'-TrCB	50	97.9	60	-	135	Y
PCB-54 22'66'-TeCB	50	97.8	60	-	135	Y
PCB-77 33'44'-TeCB	50	97.2	60	-	135	Y
PCB-81 344'5-TeCB	50	86.3	60	-	135	Y
PCB-104 22'466'-PeCB	50	88.8	60	-	135	Y
PCB-105 233'44'-PeCB	50	97.4	60	-	135	Y
PCB-114 2344'5-PeCB	50	91.7	60	-	135	Y
PCB-118 23'44'5-PeCB	50	91.5	60	-	135	Y
PCB-123 23'44'5'-PeCB	50	88.5	60	-	135	Y
PCB-126 33'44'5-PeCB	50	110	60	-	135	Y
PCB-155 22'44'66'-HxCB	50	87.5	60	-	135	Y
PCB-156/157 ...-HxCB	100	92.7	60	-	135	Y
PCB-167 23'44'55'-HxCB	50	94.9	60	-	135	Y
PCB-169 33'44'55'-HxCB	50	103	60	-	135	Y
PCB-188 22'34'566'-HpCB	50	97.4	60	-	135	Y
PCB-189 233'44'55'-HpCB	50	96.3	60	-	135	Y
PCB-202 22'33'55'66'-OcCB	50	93.5	60	-	135	Y
PCB-205 233'44'55'6-OcCB	50	96.9	60	-	135	Y
PCB-206 22'33'44'55'6-NoCB	50	106	60	-	135	Y
PCB-208 22'33'455'66'-NoCB	50	100	60	-	135	Y
PCB-209 DeCB	50	88.6	60	-	135	Y

Contract-required recovery limits for OPR as specified in Table 6,
 Method 1668C.

Processed: 21 May 2019 09:13 Analyst: ah

**METHOD 1668C****PCB ONGOING PRECISION AND RECOVERY (OPR)****FORM 8B**

Lab Name: SGS North America
Initial Calibration: ICAL: MM4_PCB_08292018_04Jan2019
Instrument ID: MM4 GC Column ID:
VER Data Filename: 190519S02 Analysis Date: 19-MAY-2019 15:29:33
Lab ID: OPR1_16683_PCB

LABELLED STANDARDS	SPIKE CONC. (pg/uL)	RECOVERY (%)	RANGE (%)			OK
ES PCB-1	100	72.4	15	-	145	Y
ES PCB-3	100	74.3	15	-	145	Y
ES PCB-4	100	80.8	15	-	145	Y
ES PCB-15	100	78.6	15	-	145	Y
ES PCB-19	100	85.1	15	-	145	Y
ES PCB-37	100	73.1	15	-	145	Y
ES PCB-54	100	73.2	15	-	145	Y
ES PCB-77	100	78.1	40	-	145	Y
ES PCB-81	100	77.8	40	-	145	Y
ES PCB-104	100	84.3	40	-	145	Y
ES PCB-105	100	94.9	40	-	145	Y
ES PCB-114	100	91.4	40	-	145	Y
ES PCB-118	100	91.3	40	-	145	Y
ES PCB-123	100	92.8	40	-	145	Y
ES PCB-126	100	95.2	40	-	145	Y
ES PCB-153	100	89.7	40	-	145	Y
ES PCB-155	100	87.1	40	-	145	Y
ES PCB-156/157	200	108	40	-	145	Y
ES PCB-167	100	101	40	-	145	Y
ES PCB-169	100	115	40	-	145	Y
ES PCB-170	100	89	40	-	145	Y
ES PCB-180	100	84.2	40	-	145	Y
ES PCB-188	100	88.1	40	-	145	Y
ES PCB-189	100	98.1	40	-	145	Y
ES PCB-202	100	97.2	40	-	145	Y
ES PCB-205	100	108	40	-	145	Y
ES PCB-206	100	124	40	-	145	Y
ES PCB-208	100	98	40	-	145	Y
ES PCB-209	100	135	40	-	145	Y
CLEANUP STANDARDS						
CS PCB-28	100	90.4	15	-	145	Y
CS PCB-111	100	93.9	40	-	145	Y
CS PCB-178	100	98.5	40	-	145	Y

Processed: 21 May 2019 09:13 Analyst: ah



21 May 2019

Chris Kramer
SLR International Corporation
22118 20th Avenue SE G202
Bothell, WA 98021

RE: Former E.A, Nord

Please find enclosed sample receipt documentation and analytical results for samples from the project referenced above.

Sample analyses were performed according to ARI's Quality Assurance Plan and any provided project specific Quality Assurance Plan. Each analytical section of this report has been approved and reviewed by an analytical peer, the appropriate Laboratory Supervisor or qualified substitute, and a technical reviewer.

Should you have any questions or problems, please feel free to contact us at your convenience.

<u>Associated Work Order(s)</u>	<u>Associated SDG ID(s)</u>
19E0097	N/A

I certify that this data package is in compliance with the terms and conditions of the contract, both technically and for completeness, for other than the conditions detailed in the enclose Narrative. ARI, an accredited laboratory, certifies that the report results for which ARI is accredited meets all the requirements of the accrediting body. A list of certified analyses, accreditations, and expiration dates is included in this report.

Release of the data contained in this hardcopy data package has been authorized by the Laboratory Manager or his/her designee, as verified by the following signature.

Analytical Resources, Inc.

The results in this report apply to the samples analyzed in accordance with the chain of custody document. This analytical report must be reproduced in its entirety.





SLR International Corporation
22118 20th Avenue SE G202
Bothell WA, 98021

Project: Former E.A, Nord
Project Number: 108.00228.00059
Project Manager: Chris Kramer

Reported:
21-May-2019 14:39

ANALYTICAL REPORT FOR SAMPLES

Sample ID	Laboratory ID	Matrix	Date Sampled	Date Received
MW-11A-0519	19E0097-01	Water	03-May-2019 15:37	07-May-2019 10:56
MW-11B-0519	19E0097-02	Water	03-May-2019 16:17	07-May-2019 10:56
MW-12-0519	19E0097-03	Water	03-May-2019 11:20	07-May-2019 10:56
MW-13-0519	19E0097-04	Water	03-May-2019 10:25	07-May-2019 10:56
MW-14-0519	19E0097-05	Water	03-May-2019 12:07	07-May-2019 10:56
MW-16-0519	19E0097-06	Water	03-May-2019 13:57	07-May-2019 10:56
MW-17-0519	19E0097-07	Water	03-May-2019 14:44	07-May-2019 10:56



SLR International Corporation
22118 20th Avenue SE G202
Bothell WA, 98021

Project: Former E.A, Nord
Project Number: 108.00228.00059
Project Manager: Chris Kramer

Reported:
21-May-2019 14:39

Work Order Case Narrative

Sample receipt

Samples as listed on the preceding page were received May 7, 2019 under ARI work order 19E0097. For details regarding sample receipt, please refer to the Cooler Receipt Form.

Polynuclear Aromatic Hydrocarbons (PAH) - EPA Method SW8270D-SIM

The sample(s) were extracted and analyzed within the recommended holding times.

Initial and continuing calibrations were within method requirements.

Internal standard areas were within limits.

The surrogate percent recoveries were within control limits.

The method blank(s) were clean at the reporting limits.

The LCS percent recoveries were within control limits.



WORK ORDER

19E0097

Client: SLR International Corporation	Project Manager: Shelly Fishel
Project: Former E.A, Nord	Project Number: [none]

Report To: SLR International Corporation Chris Kramer 22118 20th Avenue SE G202 Bothell, WA 98021 Phone: (503) 905-3205 Fax: -	Invoice To: SLR International Corporation Chris Kramer 22118 20th Avenue SE G202 Bothell, WA 98021 Phone :(503) 905-3205 Fax: -
---	--

Date Due: 21-May-2019 18:00 (10 day TAT)	Date Received: 07-May-2019 10:56
Received By: Erin I. Salle	Date Logged In: 08-May-2019 08:07
Logged In By: Erin I. Salle	

Samples Received at: 2.8°C	
Intact, properly signed and dated custody seals attached to outside of cooler(s).....No	Custody papers included with the cooler..... Yes
Custody papers properly filled out (in, signed, analyses requested, etc).....Yes	Was a temperature blank included in the cooler..... No
Was sufficient ice used (if appropriate).....Yes	All bottles sealed in individual plastic bags..... No
All bottles arrived in good condition (unbroken).....Yes	All bottle labels complete and legible..... Yes
Number of containers listed on COC match number received.....Yes	Bottle labels and tags agree with COC..... Yes
Correct bottles used for the requested analyses.....Yes	All VOC vials free of air bubbles..... No
Analyses/bottles require preservation (attach preservation sheet excluding VOC).No	Sufficient amount of sample sent in each bottle..... Yes
Sample split at ARI.....No	

Analysis	Due	TAT	Expires	Comments
----------	-----	-----	---------	----------



WORK ORDER

19E0097

Client: SLR International Corporation

Project Manager: Shelly Fishel

Project: Former E.A, Nord

Project Number: [none]

Analysis	Due	TAT	Expires	Comments
19E0097-01 MW-11A-0519 [Water] Sampled 03-May-2019 15:37 (GMT-08:00)				
Pacific Time (US & Canada)				
<i>A = Glass NM, Amber, 500 mL B = Glass NM, Amber, 500 mL</i>				
8270D-SIM PAH Low (0.01 ug/L - 0.5 t	21-May-2019 15:00	10	10-May-2019 15:37	
19E0097-02 MW-11B-0519 [Water] Sampled 03-May-2019 16:17 (GMT-08:00)				
Pacific Time (US & Canada)				
<i>A = Glass NM, Amber, 500 mL B = Glass NM, Amber, 500 mL</i>				
8270D-SIM PAH Low (0.01 ug/L - 0.5 t	21-May-2019 15:00	10	10-May-2019 16:17	
19E0097-03 MW-12-0519 [Water] Sampled 03-May-2019 11:20 (GMT-08:00)				
Pacific Time (US & Canada)				
<i>A = Glass NM, Amber, 500 mL B = Glass NM, Amber, 500 mL</i>				
8270D-SIM PAH Low (0.01 ug/L - 0.5 t	21-May-2019 15:00	10	10-May-2019 11:20	
19E0097-04 MW-13-0519 [Water] Sampled 03-May-2019 10:25 (GMT-08:00)				
Pacific Time (US & Canada)				
<i>A = Glass NM, Amber, 500 mL B = Glass NM, Amber, 500 mL</i>				
8270D-SIM PAH Low (0.01 ug/L - 0.5 t	21-May-2019 15:00	10	10-May-2019 10:25	
19E0097-05 MW-14-0519 [Water] Sampled 03-May-2019 12:07 (GMT-08:00)				
Pacific Time (US & Canada)				
<i>A = Glass NM, Amber, 500 mL B = Glass NM, Amber, 500 mL</i>				
8270D-SIM PAH Low (0.01 ug/L - 0.5 t	21-May-2019 15:00	10	10-May-2019 12:07	
19E0097-06 MW-16-0519 [Water] Sampled 03-May-2019 13:57 (GMT-08:00)				
Pacific Time (US & Canada)				
<i>A = Glass NM, Amber, 500 mL B = Glass NM, Amber, 500 mL</i>				
8270D-SIM PAH Low (0.01 ug/L - 0.5 t	21-May-2019 15:00	10	10-May-2019 13:57	
19E0097-07 MW-17-0519 [Water] Sampled 03-May-2019 14:44 (GMT-08:00)				
Pacific Time (US & Canada)				
<i>A = Glass NM, Amber, 500 mL B = Glass NM, Amber, 500 mL</i>				
8270D-SIM PAH Low (0.01 ug/L - 0.5 t	21-May-2019 15:00	10	10-May-2019 14:44	

Reviewed By _____

Date _____



Cooler Receipt Form

ARI Client: SLR

Project Name: Nord Door

COC No(s): _____ NA

Delivered by: Fed-Ex UPS Courier Hand Delivered Other: _____

Assigned ARI Job No: 19E0097

Tracking No: _____ NA

Preliminary Examination Phase:

Were intact, properly signed and dated custody seals attached to the outside of the cooler? YES NO

Were custody papers included with the cooler? YES NO

Were custody papers properly filled out (ink, signed, etc.) YES NO

Temperature of Cooler(s) (°C) (recommended 2.0-6.0 °C for chemistry) _____

Time 1253 2.8

If cooler temperature is out of compliance fill out form 00070F Temp Gun ID#: DOO5206

Cooler Accepted by: CSL Date: 5/7/19 Time: 1056

Complete custody forms and attach all shipping documents

Log-In Phase:

Was a temperature blank included in the cooler? YES NO

What kind of packing material was used? ... Bubble Wrap Wet Ice Gel Packs Baggies Foam Block Paper Other: garbage bag

Was sufficient ice used (if appropriate)? NA YES NO

How were bottles sealed in plastic bags? Individually Grouped Not

Did all bottles arrive in good condition (unbroken)? YES NO

Were all bottle labels complete and legible? YES NO

Did the number of containers listed on COC match with the number of containers received? YES NO

Did all bottle labels and tags agree with custody papers? YES NO

Were all bottles used correct for the requested analyses? YES NO

Do any of the analyses (bottles) require preservation? (attach preservation sheet, excluding VOCs) ... NA YES NO

Were all VOC vials free of air bubbles? NA YES NO

Was sufficient amount of sample sent in each bottle? NA YES NO

Date VOC Trip Blank was made at ARI: _____ NA

Were the sample(s) split by ARI? NA YES Date/Time: _____ Equipment: _____ Split by: _____

Samples Logged by: CSL Date: 5/8/19 Time: 0807 Labels checked by: JSW

**** Notify Project Manager of discrepancies or concerns ****

Sample ID on Bottle	Sample ID on COC	Sample ID on Bottle	Sample ID on COC

Additional Notes, Discrepancies, & Resolutions:

By: _____ Date: _____



SLR International Corporation
22118 20th Avenue SE G202
Bothell WA, 98021

Project: Former E.A, Nord
Project Number: 108.00228.00059
Project Manager: Chris Kramer

Reported:
21-May-2019 14:39

MW-11A-0519
19E0097-01 (Water)

Semivolatile Organic Compounds - SIM

Method: EPA 8270D-SIM Sampled: 05/03/2019 15:37
Instrument: NT11 Analyst: VTS Analyzed: 05/14/2019 17:19

Sample Preparation: Preparation Method: EPA 3510C SepF Extract ID: 19E0097-01 A 01
Preparation Batch: BHE0199 Sample Size: 500 mL
Prepared: 08-May-2019 Final Volume: 0.5 mL

Analyte	CAS Number	Dilution	Detection Limit	Reporting Limit	Result	Units	Notes
Benzo(a)anthracene	56-55-3	1	0.0008	0.010	ND	ug/L	U
Chrysene	218-01-9	1	0.0009	0.010	0.001	ug/L	J
Benzo(b)fluoranthene	205-99-2	1	0.0005	0.010	ND	ug/L	U
Benzo(k)fluoranthene	207-08-9	1	0.003	0.010	ND	ug/L	U
Benzo(a)pyrene	50-32-8	1	0.002	0.010	ND	ug/L	U
Indeno(1,2,3-cd)pyrene	193-39-5	1	0.001	0.010	ND	ug/L	U
Dibenzo(a,h)anthracene	53-70-3	1	0.001	0.010	ND	ug/L	U
<i>Surrogate: 2-Methylnaphthalene-d10</i>					<i>42-120 %</i>	<i>68.7 %</i>	
<i>Surrogate: Dibenzo[a,h]anthracene-d14</i>					<i>29-120 %</i>	<i>76.4 %</i>	
<i>Surrogate: Fluoranthene-d10</i>					<i>57-120 %</i>	<i>81.0 %</i>	



SLR International Corporation
22118 20th Avenue SE G202
Bothell WA, 98021

Project: Former E.A, Nord
Project Number: 108.00228.00059
Project Manager: Chris Kramer

Reported:
21-May-2019 14:39

MW-11B-0519
19E0097-02 (Water)

Semivolatile Organic Compounds - SIM

Method: EPA 8270D-SIM Sampled: 05/03/2019 16:17
Instrument: NT11 Analyst: VTS Analyzed: 05/14/2019 17:49

Sample Preparation: Preparation Method: EPA 3510C SepF Extract ID: 19E0097-02 A 01
Preparation Batch: BHE0199 Sample Size: 500 mL
Prepared: 08-May-2019 Final Volume: 0.5 mL

Analyte	CAS Number	Dilution	Detection Limit	Reporting Limit	Result	Units	Notes
Benzo(a)anthracene	56-55-3	1	0.0008	0.010	ND	ug/L	U
Chrysene	218-01-9	1	0.0009	0.010	ND	ug/L	U
Benzo(b)fluoranthene	205-99-2	1	0.0005	0.010	ND	ug/L	U
Benzo(k)fluoranthene	207-08-9	1	0.003	0.010	ND	ug/L	U
Benzo(a)pyrene	50-32-8	1	0.002	0.010	ND	ug/L	U
Indeno(1,2,3-cd)pyrene	193-39-5	1	0.001	0.010	ND	ug/L	U
Dibenzo(a,h)anthracene	53-70-3	1	0.001	0.010	ND	ug/L	U
<i>Surrogate: 2-Methylnaphthalene-d10</i>					<i>42-120 %</i>	<i>77.0 %</i>	
<i>Surrogate: Dibenzo[a,h]anthracene-d14</i>					<i>29-120 %</i>	<i>84.7 %</i>	
<i>Surrogate: Fluoranthene-d10</i>					<i>57-120 %</i>	<i>87.8 %</i>	



SLR International Corporation
22118 20th Avenue SE G202
Bothell WA, 98021

Project: Former E.A, Nord
Project Number: 108.00228.00059
Project Manager: Chris Kramer

Reported:
21-May-2019 14:39

MW-12-0519
19E0097-03 (Water)

Semivolatile Organic Compounds - SIM

Method: EPA 8270D-SIM Sampled: 05/03/2019 11:20
Instrument: NT11 Analyst: VTS Analyzed: 05/14/2019 18:18

Sample Preparation: Preparation Method: EPA 3510C SepF Extract ID: 19E0097-03 A 01
Preparation Batch: BHE0199 Sample Size: 500 mL
Prepared: 08-May-2019 Final Volume: 0.5 mL

Analyte	CAS Number	Dilution	Detection Limit	Reporting Limit	Result	Units	Notes
Benzo(a)anthracene	56-55-3	1	0.0008	0.010	0.002	ug/L	J
Chrysene	218-01-9	1	0.0009	0.010	0.004	ug/L	J
Benzo(b)fluoranthene	205-99-2	1	0.0005	0.010	ND	ug/L	U
Benzo(k)fluoranthene	207-08-9	1	0.003	0.010	ND	ug/L	U
Benzo(a)pyrene	50-32-8	1	0.002	0.010	ND	ug/L	U
Indeno(1,2,3-cd)pyrene	193-39-5	1	0.001	0.010	0.002	ug/L	J
Dibenzo(a,h)anthracene	53-70-3	1	0.001	0.010	ND	ug/L	U
<i>Surrogate: 2-Methylnaphthalene-d10</i>					<i>42-120 %</i>	<i>79.9 %</i>	
<i>Surrogate: Dibenzo[a,h]anthracene-d14</i>					<i>29-120 %</i>	<i>79.0 %</i>	
<i>Surrogate: Fluoranthene-d10</i>					<i>57-120 %</i>	<i>102 %</i>	



SLR International Corporation
22118 20th Avenue SE G202
Bothell WA, 98021

Project: Former E.A, Nord
Project Number: 108.00228.00059
Project Manager: Chris Kramer

Reported:
21-May-2019 14:39

MW-13-0519
19E0097-04 (Water)

Semivolatile Organic Compounds - SIM

Method: EPA 8270D-SIM Sampled: 05/03/2019 10:25
Instrument: NT11 Analyst: VTS Analyzed: 05/14/2019 18:48

Sample Preparation: Preparation Method: EPA 3510C SepF Extract ID: 19E0097-04 A 01
Preparation Batch: BHE0199 Sample Size: 500 mL
Prepared: 08-May-2019 Final Volume: 0.5 mL

Analyte	CAS Number	Dilution	Detection Limit	Reporting Limit	Result	Units	Notes
Benzo(a)anthracene	56-55-3	1	0.0008	0.010	0.019	ug/L	
Chrysene	218-01-9	1	0.0009	0.010	0.023	ug/L	
Benzo(b)fluoranthene	205-99-2	1	0.0005	0.010	0.018	ug/L	
Benzo(k)fluoranthene	207-08-9	1	0.003	0.010	0.007	ug/L	J
Benzo(a)pyrene	50-32-8	1	0.002	0.010	0.014	ug/L	
Indeno(1,2,3-cd)pyrene	193-39-5	1	0.001	0.010	0.010	ug/L	J
Dibenzo(a,h)anthracene	53-70-3	1	0.001	0.010	0.003	ug/L	J
<i>Surrogate: 2-Methylnaphthalene-d10</i>					<i>42-120 %</i>	<i>79.4 %</i>	
<i>Surrogate: Dibenzo[a,h]anthracene-d14</i>					<i>29-120 %</i>	<i>85.1 %</i>	
<i>Surrogate: Fluoranthene-d10</i>					<i>57-120 %</i>	<i>94.7 %</i>	



SLR International Corporation
22118 20th Avenue SE G202
Bothell WA, 98021

Project: Former E.A, Nord
Project Number: 108.00228.00059
Project Manager: Chris Kramer

Reported:
21-May-2019 14:39

MW-13-0519
19E0097-04RE1 (Water)

Semivolatile Organic Compounds - SIM

Method: EPA 8270D-SIM Sampled: 05/03/2019 10:25
Instrument: NT11 Analyst: VTS Analyzed: 05/16/2019 19:34

Sample Preparation: Preparation Method: EPA 3510C SepF Extract ID: 19E0097-04RE1 A 01
Preparation Batch: BHE0199 Sample Size: 500 mL
Prepared: 08-May-2019 Final Volume: 0.5 mL

Analyte	CAS Number	Dilution	Detection Limit	Reporting Limit	Result	Units	Notes
Benzo(a)anthracene	56-55-3	1	0.0008	0.010	0.018	ug/L	
Chrysene	218-01-9	1	0.0009	0.010	0.022	ug/L	
Benzo(b)fluoranthene	205-99-2	1	0.0005	0.010	0.016	ug/L	
Benzo(k)fluoranthene	207-08-9	1	0.003	0.010	0.007	ug/L	J
Benzo(a)pyrene	50-32-8	1	0.002	0.010	0.014	ug/L	
Indeno(1,2,3-cd)pyrene	193-39-5	1	0.001	0.010	0.011	ug/L	
Dibenzo(a,h)anthracene	53-70-3	1	0.001	0.010	0.004	ug/L	J
<i>Surrogate: 2-Methylnaphthalene-d10</i>					<i>42-120 %</i>	<i>77.1 %</i>	
<i>Surrogate: Dibenzo[a,h]anthracene-d14</i>					<i>29-120 %</i>	<i>91.0 %</i>	
<i>Surrogate: Fluoranthene-d10</i>					<i>57-120 %</i>	<i>88.7 %</i>	



SLR International Corporation
22118 20th Avenue SE G202
Bothell WA, 98021

Project: Former E.A, Nord
Project Number: 108.00228.00059
Project Manager: Chris Kramer

Reported:
21-May-2019 14:39

MW-14-0519
19E0097-05 (Water)

Semivolatile Organic Compounds - SIM

Method: EPA 8270D-SIM Sampled: 05/03/2019 12:07
Instrument: NT11 Analyst: VTS Analyzed: 05/14/2019 19:18

Sample Preparation: Preparation Method: EPA 3510C SepF Extract ID: 19E0097-05 A 01
Preparation Batch: BHE0199 Sample Size: 500 mL
Prepared: 08-May-2019 Final Volume: 0.5 mL

Analyte	CAS Number	Dilution	Detection Limit	Reporting Limit	Result	Units	Notes
Benzo(a)anthracene	56-55-3	1	0.0008	0.010	ND	ug/L	U
Chrysene	218-01-9	1	0.0009	0.010	ND	ug/L	U
Benzo(b)fluoranthene	205-99-2	1	0.0005	0.010	ND	ug/L	U
Benzo(k)fluoranthene	207-08-9	1	0.003	0.010	ND	ug/L	U
Benzo(a)pyrene	50-32-8	1	0.002	0.010	ND	ug/L	U
Indeno(1,2,3-cd)pyrene	193-39-5	1	0.001	0.010	ND	ug/L	U
Dibenzo(a,h)anthracene	53-70-3	1	0.001	0.010	ND	ug/L	U
<i>Surrogate: 2-Methylnaphthalene-d10</i>				<i>42-120 %</i>	<i>87.7</i>	<i>%</i>	
<i>Surrogate: Dibenzo[a,h]anthracene-d14</i>				<i>29-120 %</i>	<i>93.7</i>	<i>%</i>	
<i>Surrogate: Fluoranthene-d10</i>				<i>57-120 %</i>	<i>66.7</i>	<i>%</i>	



SLR International Corporation
22118 20th Avenue SE G202
Bothell WA, 98021

Project: Former E.A, Nord
Project Number: 108.00228.00059
Project Manager: Chris Kramer

Reported:
21-May-2019 14:39

MW-14-0519
19E0097-05RE1 (Water)

Semivolatile Organic Compounds - SIM

Method: EPA 8270D-SIM

Sampled: 05/03/2019 12:07

Instrument: NT11 Analyst: VTS

Analyzed: 05/18/2019 12:57

Sample Preparation:

Preparation Method: EPA 3510C SepF

Extract ID: 19E0097-05RE1 A 01

Preparation Batch: BHE0199

Sample Size: 500 mL

Prepared: 08-May-2019

Final Volume: 0.5 mL

Analyte	CAS Number	Dilution	Detection Limit	Reporting Limit	Result	Units	Notes
Benzo(a)anthracene	56-55-3	1	0.0008	0.010	0.001	ug/L	J
Chrysene	218-01-9	1	0.0009	0.010	0.002	ug/L	J
Benzo(b)fluoranthene	205-99-2	1	0.0005	0.010	ND	ug/L	U
Benzo(k)fluoranthene	207-08-9	1	0.003	0.010	ND	ug/L	U
Benzo(a)pyrene	50-32-8	1	0.002	0.010	ND	ug/L	U
Indeno(1,2,3-cd)pyrene	193-39-5	1	0.001	0.010	ND	ug/L	U
Dibenzo(a,h)anthracene	53-70-3	1	0.001	0.010	ND	ug/L	U
<i>Surrogate: 2-Methylnaphthalene-d10</i>					<i>42-120 %</i>	<i>81.2 %</i>	
<i>Surrogate: Dibenzo[a,h]anthracene-d14</i>					<i>29-120 %</i>	<i>87.6 %</i>	
<i>Surrogate: Fluoranthene-d10</i>					<i>57-120 %</i>	<i>61.5 %</i>	



SLR International Corporation
22118 20th Avenue SE G202
Bothell WA, 98021

Project: Former E.A, Nord
Project Number: 108.00228.00059
Project Manager: Chris Kramer

Reported:
21-May-2019 14:39

MW-16-0519
19E0097-06 (Water)

Semivolatile Organic Compounds - SIM

Method: EPA 8270D-SIM Sampled: 05/03/2019 13:57
Instrument: NT11 Analyst: VTS Analyzed: 05/14/2019 19:47

Sample Preparation: Preparation Method: EPA 3510C SepF Extract ID: 19E0097-06 A 01
Preparation Batch: BHE0199 Sample Size: 500 mL
Prepared: 08-May-2019 Final Volume: 0.5 mL

Analyte	CAS Number	Dilution	Detection Limit	Reporting Limit	Result	Units	Notes
Benzo(a)anthracene	56-55-3	1	0.0008	0.010	ND	ug/L	U
Chrysene	218-01-9	1	0.0009	0.010	0.001	ug/L	J
Benzo(b)fluoranthene	205-99-2	1	0.0005	0.010	ND	ug/L	U
Benzo(k)fluoranthene	207-08-9	1	0.003	0.010	ND	ug/L	U
Benzo(a)pyrene	50-32-8	1	0.002	0.010	ND	ug/L	U
Indeno(1,2,3-cd)pyrene	193-39-5	1	0.001	0.010	ND	ug/L	U
Dibenzo(a,h)anthracene	53-70-3	1	0.001	0.010	ND	ug/L	U
<i>Surrogate: 2-Methylnaphthalene-d10</i>					<i>42-120 %</i>	<i>85.5 %</i>	
<i>Surrogate: Dibenzo[a,h]anthracene-d14</i>					<i>29-120 %</i>	<i>94.9 %</i>	
<i>Surrogate: Fluoranthene-d10</i>					<i>57-120 %</i>	<i>94.1 %</i>	



SLR International Corporation
22118 20th Avenue SE G202
Bothell WA, 98021

Project: Former E.A, Nord
Project Number: 108.00228.00059
Project Manager: Chris Kramer

Reported:
21-May-2019 14:39

MW-17-0519
19E0097-07 (Water)

Semivolatile Organic Compounds - SIM

Method: EPA 8270D-SIM

Sampled: 05/03/2019 14:44

Instrument: NT11 Analyst: VTS

Analyzed: 05/14/2019 20:17

Sample Preparation:

Preparation Method: EPA 3510C SepF

Extract ID: 19E0097-07 A 01

Preparation Batch: BHE0199

Sample Size: 500 mL

Prepared: 08-May-2019

Final Volume: 0.5 mL

Analyte	CAS Number	Dilution	Detection Limit	Reporting Limit	Result	Units	Notes
Benzo(a)anthracene	56-55-3	1	0.0008	0.010	ND	ug/L	U
Chrysene	218-01-9	1	0.0009	0.010	ND	ug/L	U
Benzo(b)fluoranthene	205-99-2	1	0.0005	0.010	ND	ug/L	U
Benzo(k)fluoranthene	207-08-9	1	0.003	0.010	ND	ug/L	U
Benzo(a)pyrene	50-32-8	1	0.002	0.010	ND	ug/L	U
Indeno(1,2,3-cd)pyrene	193-39-5	1	0.001	0.010	ND	ug/L	U
Dibenzo(a,h)anthracene	53-70-3	1	0.001	0.010	ND	ug/L	U
<i>Surrogate: 2-Methylnaphthalene-d10</i>				42-120 %	85.6	%	
<i>Surrogate: Dibenzo[a,h]anthracene-d14</i>				29-120 %	81.5	%	
<i>Surrogate: Fluoranthene-d10</i>				57-120 %	92.7	%	



SLR International Corporation
22118 20th Avenue SE G202
Bothell WA, 98021

Project: Former E.A, Nord
Project Number: 108.00228.00059
Project Manager: Chris Kramer

Reported:
21-May-2019 14:39

Semivolatile Organic Compounds - SIM - Quality Control

Batch BHE0199 - EPA 3510C SepF

Instrument: NT11 Analyst: VTS

QC Sample/Analyte	Result	Detection Limit	Reporting Limit	Units	Spike Level	Source Result	%REC	%REC Limits	RPD	RPD Limit	Notes
Blank (BHE0199-BLK1)											
						Prepared: 08-May-2019 Analyzed: 14-May-2019 15:21					
Benzo(a)anthracene	ND	0.0008	0.010	ug/L							U
Chrysene	ND	0.0009	0.010	ug/L							U
Benzo(b)fluoranthene	ND	0.0005	0.010	ug/L							U
Benzo(k)fluoranthene	ND	0.003	0.010	ug/L							U
Benzo(a)pyrene	ND	0.002	0.010	ug/L							U
Indeno(1,2,3-cd)pyrene	0.002	0.001	0.010	ug/L							J
Dibenzo(a,h)anthracene	0.003	0.001	0.010	ug/L							J
Surrogate: 2-Methylnaphthalene-d10	0.235			ug/L	0.300		78.4	42-120			
Surrogate: Dibenzo[a,h]anthracene-d14	0.271			ug/L	0.300		90.4	29-120			
Surrogate: Fluoranthene-d10	0.259			ug/L	0.300		86.4	57-120			
LCS (BHE0199-BS1)											
						Prepared: 08-May-2019 Analyzed: 14-May-2019 15:51					
Benzo(a)anthracene	0.265	0.0008	0.010	ug/L	0.300		88.5	42-120			
Chrysene	0.269	0.0009	0.010	ug/L	0.300		89.6	44-120			
Benzo(b)fluoranthene	0.256	0.0005	0.010	ug/L	0.300		85.5	44-120			
Benzo(k)fluoranthene	0.273	0.003	0.010	ug/L	0.300		91.1	50-120			
Benzo(a)pyrene	0.223	0.002	0.010	ug/L	0.300		74.4	35-120			
Indeno(1,2,3-cd)pyrene	0.269	0.001	0.010	ug/L	0.300		89.6	37-120			
Dibenzo(a,h)anthracene	0.265	0.001	0.010	ug/L	0.300		88.4	34-120			
Surrogate: 2-Methylnaphthalene-d10	0.249			ug/L	0.300		83.2	42-120			
Surrogate: Dibenzo[a,h]anthracene-d14	0.280			ug/L	0.300		93.3	29-120			
Surrogate: Fluoranthene-d10	0.280			ug/L	0.300		93.2	57-120			



SLR International Corporation
22118 20th Avenue SE G202
Bothell WA, 98021

Project: Former E.A, Nord
Project Number: 108.00228.00059
Project Manager: Chris Kramer

Reported:
21-May-2019 14:39

Certified Analyses included in this Report

Analyte	Certifications
EPA 8270D-SIM in Water	
Naphthalene	ADEC,DoD-ELAP,NELAP,CALAP,WADOE
2-Methylnaphthalene	ADEC,DoD-ELAP,NELAP,CALAP
1-Methylnaphthalene	ADEC,DoD-ELAP,NELAP,CALAP,WADOE
Biphenyl	NELAP
Acenaphthylene	ADEC,DoD-ELAP,NELAP,CALAP,WADOE
Acenaphthene	ADEC,DoD-ELAP,NELAP,CALAP,WADOE
Dibenzofuran	ADEC,DoD-ELAP,NELAP,CALAP
Fluorene	ADEC,DoD-ELAP,NELAP,CALAP,WADOE
Phenanthrene	ADEC,DoD-ELAP,NELAP,CALAP,WADOE
Anthracene	ADEC,DoD-ELAP,NELAP,CALAP,WADOE
Carbazole	NELAP
Fluoranthene	ADEC,DoD-ELAP,NELAP,CALAP,WADOE
Pyrene	ADEC,DoD-ELAP,NELAP,CALAP,WADOE
Benzo(a)anthracene	ADEC,DoD-ELAP,NELAP,CALAP,WADOE
Chrysene	ADEC,DoD-ELAP,NELAP,CALAP,WADOE
Benzo(b)fluoranthene	ADEC,DoD-ELAP,NELAP,CALAP,WADOE
Benzo(k)fluoranthene	ADEC,DoD-ELAP,NELAP,CALAP,WADOE
Benzo(j)fluoranthene	ADEC,DoD-ELAP,NELAP,WADOE
Benzo(e)pyrene	NELAP
Benzo(a)pyrene	ADEC,DoD-ELAP,NELAP,CALAP,WADOE
Perylene	ADEC,NELAP,CALAP
Indeno(1,2,3-cd)pyrene	ADEC,DoD-ELAP,NELAP,CALAP,WADOE
Dibenzo(a,h)anthracene	ADEC,DoD-ELAP,NELAP,CALAP,WADOE
Benzo(g,h,i)perylene	ADEC,DoD-ELAP,NELAP,CALAP,WADOE

Code	Description	Number	Expires
ADEC	Alaska Dept of Environmental Conservation	17-015	01/31/2021
CALAP	California Department of Public Health CAELAP	2748	06/30/2019
DoD-ELAP	DoD-Environmental Laboratory Accreditation Program	66169	01/01/2021
NELAP	ORELAP - Oregon Laboratory Accreditation Program	WA100006-012	05/12/2020
WADOE	WA Dept of Ecology	C558	06/30/2019
WA-DW	Ecology - Drinking Water	C558	06/30/2019



SLR International Corporation
22118 20th Avenue SE G202
Bothell WA, 98021

Project: Former E.A, Nord
Project Number: 108.00228.00059
Project Manager: Chris Kramer

Reported:
21-May-2019 14:39

Notes and Definitions

- * Flagged value is not within established control limits.
- J Estimated concentration value detected below the reporting limit.
- U This analyte is not detected above the reporting limit (RL) or if noted, not detected above the limit of detection (LOD).
- DET Analyte DETECTED
- ND Analyte NOT DETECTED at or above the reporting limit
- NR Not Reported
- dry Sample results reported on a dry weight basis
- RPD Relative Percent Difference
- [2C] Indicates this result was quantified on the second column on a dual column analysis.



FINAL LAB REPORT

Prepared by

SGS NORTH AMERICA

Prepared for

This report is approved by

This document is issued by the Company under its General Conditions of Service accessible at http://www.sgs.com/en/terms_and_conditions.htm. Attention is drawn to the limitation of liability, indemnification and jurisdiction issues defined therein.

SGS remains committed to serving you in the most effective manner. Should you have any questions or need additional information and technical support, please do not hesitate to contact us.

The management and staff of SGS welcomes customer feedback, both positive and negative, as we continually improve our services. Please visit our web site at www.sgs.com/ultratrace and click on the 'Email Us' link or go to our survey [here](#). Thank you for choosing SGS.

Any holder of this document is advised that it is a final submission and supersedes and voids all prior reports with the same report or identification number. The information contained hereon reflects the Company's findings at the time of its intervention only and within the limits of Client's instructions, if any. The Company's sole responsibility in conducting the work herein is to its Client and does not exonerate parties to a transaction from exercising all of their rights and obligations under such applicable transaction documents. This report may be reproduced in full only. The Company expressly disclaims any and all liability for the Client's use of or reliance upon the data contained herein. Any alteration, forgery or falsification of the content or appearance of this document which is not expressly authorized by the Company is unlawful and offenders may be prosecuted to the fullest extent of the law. Results reported relate only to the items tested.



PROJECT INFORMATION SUMMARY *(When applicable, see QC Annotations for details)*

Client Project
SGS Project #
Analytical Protocol(s)
No. Samples Submitted
Additional QC Sample(s)
No. Laboratory Method Blanks
No. OPRs / Batch CS3
Date Received
Condition Received
Temperature upon Receipt (°C)
Extraction within Holding Time
Analysis within Holding Time



QC ANNOTATIONS:

1. Please see Appendices attached for data qualifier/attribute and lab identifier descriptions which may be contained in the project.

APPENDIX A: GENERAL DATA QUALIFIERS / DATA ATTRIBUTES

B	The analyte was found in the method blank, at a concentration that was at least 10% of the concentration in the sample.
C	Two or more congeners co-elute. In EDDs, C denotes the lowest IUPAC congener in a co-elution group and additional co-eluters for the group are shown with the number of the lowest IUPAC co-eluter.
E	The reported concentration exceeds the calibration range (upper point of the calibration curve) and is an estimated value.
EMPC	Represents an Estimated Maximum Possible Concentration. EMPCs arise in cases where the signal/noise ratio is not sufficient for peak identification (the determined ion-abundance ratio is outside the allowed theoretical range), or where there is a co-eluting interference.
H/h	If the standard recovery is below the method or SOP specified value "H" is assigned. If the obtained value is less than half the specified value "h" is assigned.
J	Indicates that an analyte has a concentration below the reporting limit (lowest point of the calibration curve) and is an estimated value.
ND	Indicates a non-detect.
NR or R	Indicates a value that is not reportable.
PR	Due to interference, the associated congener is poorly resolved.
QI	Indicates the presence of a quantitative interference.
SI	Denotes "Single Ion Mode" and is utilized for PCBs where the secondary ion trace has a significantly elevated noise level due to background PFK. Responses for such peaks are calculated using an EMPC approach based solely on the primary ion area(s) and may be considered estimates.
U	The analyte was not detected. The estimated detection limit (EDL) may be reported for this analyte.
V	The labeled standard recovery was found to be outside of the method control limits.



APPENDIX B: DRBC/TMDL SPECIFIC DATA QUALIFIERS / DATA ATTRIBUTES

J	The reported result is an estimate. The value is less than the minimum calibration level but greater than the estimated detection limit (EDL).
U	The analyte was not detected in the sample at the estimated detection limit (EDL).
E	The reported concentration is an estimate. The value exceeds the upper calibration range (upper point of the calibration curve).
D	Dilution Data. Result was obtained from the analysis of a dilution.
B	Analyte found in the sample and associated method blank.
C	Co-eluting congener
Cxx	Co-elutes with the indicated congener, data is reported under the lowest IUPAC congener. 'Xx' denotes the IUPAC number with the lowest numerical designated congener.
NR	Analyte is not reportable because of problems in sample preparation or analysis.
V	Labeled standard recovery is not within method control limits.
X	Results from re-injection/repeat/second-column analysis.
EMPC	Estimated maximum possible concentration. Indicates that a peak is identified but did not meet the method specified ion-abundance ratio.

APPENDIX C: LAB IDENTIFIERS

AR	Indicates use of the archived portion of the sample extract.
CU	Indicates a sample that required additional clean-up prior to MS injection/processing.
D	Indicates a dilution of the sample extract. The number that follows the "D" indicates the dilution factor.
DE	Indicates a dilution performed with the addition of ES (extraction standard) solution.
DUP	Designation for a duplicate sample.
MS	Designation for a matrix spike.
MSD	Designation for a matrix spike duplicate.
RJ	Indicates a reinjection of the sample extract.
S	Indicates a sample split. The number that follows the "S" indicates the split factor.



SGS CERTIFICATIONS

Alaska	17-012
Arkansas	18-042-0
California (ELAP)	ELAP Cert #2914
CLIA	34D1013708
Connecticut	PH-0258
USDA Soil Permit	P330-17-00055
American Association for Laboratory Accreditation (A2LA)	2726.01 (ISO 17025:2005, 2009 TNI, DoD ELAP QSM 5.1)
Florida DOH	E87634
Louisiana DEQ	4115
Louisiana DOH	LA031
Maine	2018018
Massachusetts	M-NC919
Minnesota (Primary NELAP For Method 23)	1535636
Mississippi	Reciprocity
Montana	0106
New Hampshire	208318 & 208518
New Jersey	NC100
New York	11685
North Carolina DEQ	481
North Dakota	R-197
Oregon	NC200002
Pennsylvania	68-03675
South Carolina	99029002
Texas	T104704260
US Coast Guard	16714/159.317/SGS
Vermont	VT-87634
Virginia	10101
Washington	C913
West Virginia	293


Rev. 06-Mar-2019

Sample ID: MW-12-0519

Method 1668C

Client Data		Sample Data		Laboratory Data			
Name:	SLR International Corp	Matrix:	Aqueous	Project No.:	B3256	Date Received:	07-May-2019
Project ID:	Nord Door	Weight/Volume:	0.96 L	Sample ID:	B3256_16680_PCB_003	Date Extracted:	15-May-2019
Date Collected:	03-May-2019	pH	8	QC Batch No.:	16680	Date Analyzed:	22-May-2019
Analyte	Conc.	DL	EMPC	Qualifier	Standard	Recovery	
	pg/L	pg/L	pg/L			%	
PCB-77 33'44'-TeCB	EMPC		8.84	J	ES PCB-1	110	
PCB-81 344'5'-TeCB	ND	4.42			ES PCB-3	135	
PCB-105 233'44'-PeCB	84.3				ES PCB-4	140	
PCB-114 2344'5'-PeCB	ND	2.34			ES PCB-15	161 V	
PCB-118 23'44'5'-PeCB	249				ES PCB-19	155 V	
PCB-123 23'44'5'-PeCB	ND	2.32			ES PCB-37	90.2	
PCB-126 33'44'5'-PeCB	ND	2.08			ES PCB-54	84.5	
PCB-156/157 233'44'5'/233'44'5'-HxCB	EMPC		19	J C	ES PCB-77	91.8	
PCB-167 23'44'55'-HxCB	6.71			J	ES PCB-81	91.5	
PCB-169 33'44'55'-HxCB	ND	2.09			ES PCB-104	94	
PCB-189 233'44'55'-HpCB	ND	1.92			ES PCB-105	103	
					ES PCB-114	103	
TEQs (WHO 2005 M/H)					ES PCB-118	101	
					ES PCB-123	104	
ND = 0	0.0102		0.0116		ES PCB-126	104	
ND = 0.5 x DL	0.147		0.148		ES PCB-153	102	
ND = DL	0.283		0.284		ES PCB-155	104	
					ES PCB-156/157	119	
Totals					ES PCB-167	110	
Mono-CB	22.6				ES PCB-169	131	
Di-CB	395		411		ES PCB-170	100	
Tri-CB	1,960				ES PCB-180	96.1	
Tetra-CB	2,480		2,560		ES PCB-188	98.7	
Penta-CB	2,400		2,410		ES PCB-189	104	
Hexa-CB	991		1,040		ES PCB-202	108	
Hepta-CB	159		249		ES PCB-205	115	
Octa-CB	100		108		ES PCB-206	128	
Nona-CB	30.8				ES PCB-208	110	
Deca-CB	ND	3.24			ES PCB-209	143	
					CS PCB-28	96.3	
Total PCB (Mono-Deca)	8,530		8,790		CS PCB-111	103	
					CS PCB-178	102	



Sample ID: MW-12-0519						Method 1668C								
Client Data			Sample Data			Laboratory Data								
Name: SLR International Corp			Matrix: Aqueous			Project No.: B3256			Date Received: 07-May-2019					
Project ID: Nord Door			Weight/Volume: 0.96 L			Sample ID: B3256_16680_PCB_003			Date Extracted: 15-May-2019					
Date Collected: 03-May-2019			pH: 8			QC Batch No.: 16680			Date Analyzed: 22-May-2019					
			Units: pg/L			Checkcode: 195-161-GPP/C			Time Analyzed: 16:15:33					
Mono	Conc.	Qualifiers	Tri	Conc.	Qualifiers	Tetra	Conc.	Qualifiers	Tetra	Conc.	Qualifiers			
PCB-1	22.6		PCB-19	72.2		PCB-54	(3.19)		PCB-72	(4.05)				
PCB-2	(3.81)		PCB-30/18	397	C	PCB-50/53	70.4	C	PCB-68	26.5				
PCB-3	(3.99)		PCB-17	232		PCB-45	60.1		PCB-57	(4.27)				
			PCB-27	35.6		PCB-51	66.3		PCB-58	(3.83)				
Conc.	22.6		PCB-24	(8.6)		PCB-46	[23.4]	EMPC	PCB-67	6.04	J			
EMPC	22.6		PCB-16	172		PCB-52	531		PCB-63	[7.03]	J EMPC			
			PCB-32	161		PCB-73	(3.27)		PCB-61/70/74/76	337	C			
Di	Conc.	Qualifiers	PCB-34	(8.28)		PCB-43	9.51	J	PCB-66	187				
PCB-4	176		PCB-23	(8.36)		PCB-69/49	262	C	PCB-55	(3.89)				
PCB-10	6.6	J	PCB-26/29	51	C	PCB-48	58.1		PCB-56	82.5				
PCB-9	3.05	J	PCB-25	18.1		PCB-44/47/65	390	C	PCB-60	27.4				
PCB-7	3.14	J	PCB-31	245		PCB-59/62/75	[26.6]	J EMPC C	PCB-80	(4.04)				
PCB-6	18.3		PCB-28/20	318	C	PCB-42	96.7		PCB-79	(3.73)				
PCB-5	(3.08)		PCB-21/33	114	C	PCB-41	[10.8]	EMPC	PCB-78	(4.23)				
PCB-8	113		PCB-22	83.3		PCB-71/40	141	C	PCB-81	(4.42)				
PCB-14	(3)		PCB-36	(7.09)		PCB-64	127		PCB-77	[8.84]	J EMPC			
PCB-11	[15.8]	B EMPC	PCB-39	(7.8)										
PCB-13/12	6.09	J C	PCB-38	(7.73)										
PCB-15	68.6		PCB-35	(8.07)										
			PCB-37	58.7										
Conc.	395		Conc.	1,960					Conc.	2,480				
EMPC	411		EMPC	1,960					EMPC	2,560				
 5500 Business Drive Wilmington, NC 28405, USA Tel: +1 910 794-1613 www.us.sgs.com						Totals			Conc.			EMPC		
						Mono-Tri			2,380			2,390		
						Tetra-Hexa			5,870			6,010		
						Hepta-Deca			290			387		
Mono-Deca			8,530			8,790								

Sample ID: MW-12-0519						Method 1668C					
Penta	Conc.	Qualifiers	Penta	Conc.	Qualifiers	Hexa	Conc.	Qualifiers	Hexa	Conc.	Qualifiers
PCB-104	(1.75)		PCB-109/119/86/97/125/87	236	C	PCB-155	(1.44)		PCB-165	(1.85)	
PCB-96	[4.08]	J EMPC	PCB-117	6.07	J	PCB-152	(1.33)		PCB-146	30.7	
PCB-103	[5.19]	J EMPC	PCB-116/85	48.4	C	PCB-150	(1.51)		PCB-161	(1.61)	
PCB-94	(3.78)		PCB-110	435		PCB-136	40.6		PCB-153/168	182	C
PCB-95	391		PCB-115	(1.87)		PCB-145	(1.4)		PCB-141	39.8	
PCB-100/93	(3.37)	C	PCB-82	33.8		PCB-148	(2.22)		PCB-130	[17.4]	EMPC
PCB-102	13.5		PCB-111	(2.33)		PCB-151/135	77.7	C	PCB-137	10.2	J
PCB-98	(3.3)		PCB-120	(1.89)		PCB-154	(2.07)		PCB-164	17.3	
PCB-88	(3.64)		PCB-108/124	[6.6]	J EMPC C	PCB-144	(2.25)		PCB-163/138/129	241	C
PCB-91	73.9		PCB-107	17.5		PCB-147/149	199	C	PCB-160	(1.89)	
PCB-84	142		PCB-123	(2.32)		PCB-134	[13.5]	EMPC	PCB-158	24.6	
PCB-89	(3.16)		PCB-106	(2.18)		PCB-143	(2.36)		PCB-128/166	35.8	C
PCB-121	(2.11)		PCB-118	249		PCB-139/140	(2.1)	C	PCB-159	(1.56)	
PCB-92	77		PCB-122	(2.76)		PCB-131	(2.5)		PCB-162	(1.84)	
PCB-113/90/101	403	C	PCB-114	(2.34)		PCB-142	(2.49)		PCB-167	6.71	J
PCB-83	21.8		PCB-105	84.3		PCB-132	86.3		PCB-156/157	[19]	J EMPC C
PCB-99	167		PCB-127	(2.36)		PCB-133	(2.18)		PCB-169	(2.09)	
PCB-112	(1.92)		PCB-126	(2.08)							
			Conc.	2,400					Conc.	991	
			EMPC	2,410					EMPC	1,040	
Hepta	Conc.	Qualifiers	Hepta	Conc.	Qualifiers	Octa	Conc.	Qualifiers	Nona	Conc.	Qualifiers
PCB-188	(1.02)		PCB-174	33.2		PCB-202	[7.27]	J EMPC	PCB-208	(5.76)	
PCB-179	17.2		PCB-177	[14.5]	EMPC	PCB-201	(1.56)		PCB-207	(5.85)	
PCB-184	(1.02)		PCB-181	(2.51)		PCB-204	(1.35)		PCB-206	30.8	
PCB-176	[3.88]	J EMPC	PCB-171/173	[7.13]	J EMPC C	PCB-197	(1.47)				
PCB-186	(0.897)		PCB-172	(2.89)		PCB-200	(1.4)		Conc.	30.8	
PCB-178	10.5		PCB-192	(1.94)		PCB-198/199	39.2	C	EMPC	30.8	
PCB-175	(2.88)		PCB-180/193	[64.9]	EMPC C	PCB-196	13.4				
PCB-187	51		PCB-191	(2.22)		PCB-203	24.9		Deca	Conc.	Qualifiers
PCB-182	(2.37)		PCB-170	26.3		PCB-195	(3.23)		PCB-209	(3.24)	
PCB-183	20.5		PCB-190	(2.33)		PCB-194	22.9				
PCB-185	(2.83)		PCB-189	(1.92)		PCB-205	(2.74)				
			Conc.	159		Conc.	100				
			EMPC	249		EMPC	108				

Sample ID: MW-13-0519

Method 1668C

Client Data		Sample Data		Laboratory Data			
Name:	SLR International Corp	Matrix:	Aqueous	Project No.:	B3256	Date Received:	07-May-2019
Project ID:	Nord Door	Weight/Volume:	0.98 L	Sample ID:	B3256_16680_PCB_004	Date Extracted:	15-May-2019
Date Collected:	03-May-2019	pH	8	QC Batch No.:	16680	Date Analyzed:	22-May-2019
Analyte	Conc.	DL	EMPC	Qualifier	Standard	Recovery	
	pg/L	pg/L	pg/L			%	
PCB-77 33'44'-TeCB	19				ES PCB-1	87	
PCB-81 344'5'-TeCB	ND	4.41			ES PCB-3	94.5	
PCB-105 233'44'-PeCB	182				ES PCB-4	104	
PCB-114 2344'5'-PeCB	EMPC		8.73	J	ES PCB-15	96.9	
PCB-118 23'44'5'-PeCB	535				ES PCB-19	105	
PCB-123 23'44'5'-PeCB	7.99			J	ES PCB-37	102	
PCB-126 33'44'5'-PeCB	ND	1.26			ES PCB-54	97.4	
PCB-156/157 233'44'5'/233'44'5'-HxCB	81.6			C	ES PCB-77	97.9	
PCB-167 23'44'55'-HxCB	29.8				ES PCB-81	96.3	
PCB-169 33'44'55'-HxCB	ND	2.23			ES PCB-104	98.1	
PCB-189 233'44'55'-HpCB	EMPC		5.94	J	ES PCB-105	109	
					ES PCB-114	103	
TEQs (WHO 2005 M/H)					ES PCB-118	103	
					ES PCB-123	105	
ND = 0	0.027		0.0274		ES PCB-126	105	
ND = 0.5 x DL	0.124		0.125		ES PCB-153	106	
ND = DL	0.221		0.222		ES PCB-155	104	
					ES PCB-156/157	118	
Totals					ES PCB-167	114	
Mono-CB	24.5				ES PCB-169	132	
Di-CB	1,240		1,260		ES PCB-170	97	
Tri-CB	7,660				ES PCB-180	93.4	
Tetra-CB	8,140		8,160		ES PCB-188	98.2	
Penta-CB	6,370		6,420		ES PCB-189	102	
Hexa-CB	4,120		4,140		ES PCB-202	107	
Hepta-CB	1,590		1,590		ES PCB-205	112	
Octa-CB	404		440		ES PCB-206	125	
Nona-CB	78.1				ES PCB-208	107	
Deca-CB			13.9		ES PCB-209	141	
					CS PCB-28	101	
Total PCB (Mono-Deca)	29,600		29,800		CS PCB-111	99.2	
					CS PCB-178	102	

Sample ID: MW-13-0519						Method 1668C								
Client Data			Sample Data			Laboratory Data								
Name: SLR International Corp			Matrix: Aqueous			Project No.: B3256			Date Received: 07-May-2019					
Project ID: Nord Door			Weight/Volume: 0.98 L			Sample ID: B3256_16680_PCB_004			Date Extracted: 15-May-2019					
Date Collected: 03-May-2019			pH: 8			QC Batch No.: 16680			Date Analyzed: 22-May-2019					
			Units: pg/L			Checkcode: 845-882-WBZ/C			Time Analyzed: 17:13:31					
Mono	Conc.	Qualifiers	Tri	Conc.	Qualifiers	Tetra	Conc.	Qualifiers	Tetra	Conc.	Qualifiers			
PCB-1	24.5		PCB-19	211		PCB-54	[3.57]	J EMPC	PCB-72	13.2				
PCB-2	(2.6)		PCB-30/18	1,420	C	PCB-50/53	334	C	PCB-68	19.9				
PCB-3	(2.72)		PCB-17	785		PCB-45	224		PCB-57	(4.26)				
			PCB-27	447		PCB-51	137		PCB-58	(3.82)				
			PCB-24	(4.68)		PCB-46	103		PCB-67	7.7	J			
Conc.	24.5		PCB-16	90.1		PCB-52	2,160		PCB-63	[7.42]	J EMPC			
EMPC	24.5		PCB-32	300		PCB-73	5.8	J	PCB-61/70/74/76	468	C			
			PCB-34	(5.77)		PCB-43	8.06	J	PCB-66	300				
Di	Conc.	Qualifiers	PCB-23	(5.83)		PCB-69/49	1,470	C	PCB-55	(3.87)				
PCB-4	365		PCB-26/29	1,910	C	PCB-48	48.6		PCB-56	87.1				
PCB-10	4.51	J	PCB-25	975		PCB-44/47/65	1,220	C	PCB-60	29.4				
PCB-9	[12.3]	EMPC	PCB-31	796		PCB-59/62/75	191	C	PCB-80	(4.03)				
PCB-7	[13.3]	EMPC	PCB-28/20	574	C	PCB-42	217		PCB-79	(3.72)				
PCB-6	649		PCB-21/33	72	C	PCB-41	[8.92]	J EMPC	PCB-78	(4.22)				
PCB-5	(2.16)		PCB-22	45.3		PCB-71/40	537	C	PCB-81	(4.41)				
PCB-8	117		PCB-36	(4.94)		PCB-64	537		PCB-77	19				
PCB-14	(2.1)		PCB-39	(5.44)										
PCB-11	44.1	B	PCB-38	(5.39)										
PCB-13/12	37.7	C	PCB-35	(5.63)										
PCB-15	19.5		PCB-37	30.8										
Conc.	1,240		Conc.	7,660					Conc.	8,140				
EMPC	1,260		EMPC	7,660					EMPC	8,160				
 5500 Business Drive Wilmington, NC 28405, USA Tel: +1 910 794-1613 www.us.sgs.com														
						Totals			Conc.			EMPC		
						Mono-Tri			8,920			8,950		
						Tetra-Hexa			18,600			18,700		
Hepta-Deca			2,070			2,120								
Mono-Deca			29,600			29,800								

Sample ID: MW-13-0519						Method 1668C					
Penta	Conc.	Qualifiers	Penta	Conc.	Qualifiers	Hexa	Conc.	Qualifiers	Hexa	Conc.	Qualifiers
PCB-104	(1.05)		PCB-109/119/86/97/125/87	498	C	PCB-155	(0.918)		PCB-165	(1.04)	
PCB-96	20.8		PCB-117	[16.6]	EMPC	PCB-152	(0.845)		PCB-146	116	
PCB-103	24.5		PCB-116/85	116	C	PCB-150	(0.963)		PCB-161	(0.903)	
PCB-94	(5.68)		PCB-110	1,340		PCB-136	153		PCB-153/168	702	C
PCB-95	1,290		PCB-115	(2.8)		PCB-145	(0.889)		PCB-141	163	
PCB-100/93	[15.1]	J EMPC C	PCB-82	81.3		PCB-148	(1.24)		PCB-130	63.2	
PCB-102	42.9		PCB-111	(3.5)		PCB-151/135	310	C	PCB-137	43.3	
PCB-98	(4.95)		PCB-120	(2.83)		PCB-154	20.4		PCB-164	66.1	
PCB-88	(5.46)		PCB-108/124	19.2	J C	PCB-144	39.1		PCB-163/138/129	935	C
PCB-91	256		PCB-107	41.1		PCB-147/149	759	C	PCB-160	(1.06)	
PCB-84	437		PCB-123	7.99	J	PCB-134	53.3		PCB-158	87.5	
PCB-89	9.05	J	PCB-106	(3.28)		PCB-143	(1.32)		PCB-128/166	131	C
PCB-121	(3.17)		PCB-118	535		PCB-139/140	[15.9]	J EMPC C	PCB-159	(1.65)	
PCB-92	196		PCB-122	[8.46]	J EMPC	PCB-131	13.9		PCB-162	(1.95)	
PCB-113/90/101	860	C	PCB-114	[8.73]	J EMPC	PCB-142	(1.4)		PCB-167	29.8	
PCB-83	42.2		PCB-105	182		PCB-132	338		PCB-156/157	81.6	C
PCB-99	372		PCB-127	(3.08)		PCB-133	15.2		PCB-169	(2.23)	
PCB-112	(2.88)		PCB-126	(1.26)							
			Conc.	6,370					Conc.	4,120	
			EMPC	6,420					EMPC	4,140	
Hepta	Conc.	Qualifiers	Hepta	Conc.	Qualifiers	Octa	Conc.	Qualifiers	Nona	Conc.	Qualifiers
PCB-188	(0.802)		PCB-174	196		PCB-202	33.5		PCB-208	14.4	
PCB-179	90.8		PCB-177	106		PCB-201	[18.4]	EMPC	PCB-207	9.27	J
PCB-184	(0.807)		PCB-181	(2.59)		PCB-204	(1.22)		PCB-206	54.3	
PCB-176	32.8		PCB-171/173	57.5	C	PCB-197	[3.65]	J EMPC			
PCB-186	(0.708)		PCB-172	32.1		PCB-200	[14.9]	EMPC	Conc.	78.1	
PCB-178	51.2		PCB-192	(2)		PCB-198/199	123	C	EMPC	78.1	
PCB-175	8.37	J	PCB-180/193	401	C	PCB-196	56.5				
PCB-187	240		PCB-191	7.13	J	PCB-203	68.3		Deca	Conc.	Qualifiers
PCB-182	(2.44)		PCB-170	188		PCB-195	34.1		PCB-209	[13.9]	EMPC
PCB-183	117		PCB-190	36.8		PCB-194	87.7				
PCB-185	20.6		PCB-189	[5.94]	J EMPC	PCB-205	(2.31)				
			Conc.	1,590		Conc.	404				
			EMPC	1,590		EMPC	440				

Sample ID: MW-14-0519

Method 1668C

Client Data		Sample Data		Laboratory Data			
Name:	SLR International Corp	Matrix:	Aqueous	Project No.:	B3256	Date Received:	07-May-2019
Project ID:	Nord Door	Weight/Volume:	0.98 L	Sample ID:	B3256_16680_PCB_005	Date Extracted:	15-May-2019
Date Collected:	03-May-2019	pH	7	QC Batch No.:	16680	Date Analyzed:	22-May-2019
Analyte	Conc.	DL	EMPC	Qualifier	Standard	Recovery	
	pg/L	pg/L	pg/L			%	
PCB-77 33'44'-TeCB	EMPC		7.77	J	ES PCB-1	77.8	
PCB-81 344'5'-TeCB	ND	4.12			ES PCB-3	88.8	
PCB-105 233'44'-PeCB	201				ES PCB-4	96.7	
PCB-114 2344'5'-PeCB	EMPC		8.27	J	ES PCB-15	99.7	
PCB-118 23'44'5'-PeCB	682				ES PCB-19	102	
PCB-123 23'44'5'-PeCB	EMPC		5.82	J	ES PCB-37	90.3	
PCB-126 33'44'5'-PeCB	ND	1.72			ES PCB-54	83.1	
PCB-156/157 233'44'5'/233'44'5'-HxCB	74.2			C	ES PCB-77	90.2	
PCB-167 23'44'55'-HxCB	22.4				ES PCB-81	91	
PCB-169 33'44'55'-HxCB	ND	2.1			ES PCB-104	95.2	
PCB-189 233'44'55'-HpCB	ND	2.32			ES PCB-105	102	
					ES PCB-114	102	
TEQs (WHO 2005 M/H)					ES PCB-118	102	
					ES PCB-123	102	
ND = 0	0.0294		0.0306		ES PCB-126	102	
ND = 0.5 x DL	0.148		0.149		ES PCB-153	102	
ND = DL	0.266		0.266		ES PCB-155	108	
					ES PCB-156/157	117	
Totals					ES PCB-167	115	
Mono-CB	25.5				ES PCB-169	124	
Di-CB	181				ES PCB-170	99.5	
Tri-CB	1,210				ES PCB-180	96.3	
Tetra-CB	4,030		4,100		ES PCB-188	98.6	
Penta-CB	6,320		6,370		ES PCB-189	102	
Hexa-CB	3,220		3,260		ES PCB-202	104	
Hepta-CB	662		723		ES PCB-205	111	
Octa-CB	186		200		ES PCB-206	127	
Nona-CB	29.8		36.4		ES PCB-208	109	
Deca-CB	ND	2.47			ES PCB-209	142	
					CS PCB-28	96.1	
Total PCB (Mono-Deca)	15,900		16,100		CS PCB-111	101	
					CS PCB-178	98.6	

Checkcode: 639-692-BRQ/C

SGS North America - PCB v0.83

Report Created: 24-May-2019 11:20 Analyst: ah

Sample ID: MW-14-0519 **Method 1668C**

Client Data			Sample Data			Laboratory Data						
Name:	SLR International Corp		Matrix:	Aqueous		Project No.:	B3256		Date Received:	07-May-2019		
Project ID:	Nord Door		Weight/Volume:	0.98 L		Sample ID:	B3256_16680_PCB_005		Date Extracted:	15-May-2019		
Date Collected:	03-May-2019		pH	7		QC Batch No.:	16680		Date Analyzed:	22-May-2019		
			Units	pg/L		Checkcode:	639-692-BRQ/C		Time Analyzed:	18:11:28		

Mono	Conc.	Qualifiers	Tri	Conc.	Qualifiers	Tetra	Conc.	Qualifiers	Tetra	Conc.	Qualifiers
PCB-1	25.5		PCB-19	56.2		PCB-54	[5.17]	J EMPC	PCB-72	9.21	J
PCB-2	(2.42)		PCB-30/18	253	C	PCB-50/53	108	C	PCB-68	[10.2]	EMPC
PCB-3	(2.53)		PCB-17	127		PCB-45	55.8		PCB-57	(3.98)	
			PCB-27	23.2		PCB-51	95.6		PCB-58	(3.57)	
Conc.	25.5		PCB-24	(4.51)		PCB-46	34.7		PCB-67	(3.65)	
EMPC	25.5		PCB-16	79.4		PCB-52	1,060		PCB-63	[8.3]	J EMPC
			PCB-32	110		PCB-73	(1.98)		PCB-61/70/74/76	518	C
Di	Conc.	Qualifiers	PCB-34	(5.37)		PCB-43	[7.02]	J EMPC	PCB-66	304	
PCB-4	71.6		PCB-23	(5.43)		PCB-69/49	550	C	PCB-55	(3.62)	
PCB-10	3.18	J	PCB-26/29	61.3	C	PCB-48	46.6		PCB-56	74.9	
PCB-9	1.86	J	PCB-25	27.3		PCB-44/47/65	658	C	PCB-60	[17.3]	EMPC
PCB-7	3.71	J	PCB-31	154		PCB-59/62/75	32.1	C	PCB-80	(3.77)	
PCB-6	18.3		PCB-28/20	200	C	PCB-42	141		PCB-79	[5.17]	J EMPC
PCB-5	(2.5)		PCB-21/33	57	C	PCB-41	7.28	J	PCB-78	(3.94)	
PCB-8	40.8		PCB-22	39.4		PCB-71/40	187	C	PCB-81	(4.12)	
PCB-14	(2.42)		PCB-36	(4.6)		PCB-64	154		PCB-77	[7.77]	J EMPC
PCB-11	17.6	B	PCB-39	(5.06)							
PCB-13/12	5	J C	PCB-38	(5.02)							
PCB-15	19		PCB-35	(5.24)							
			PCB-37	21.5							
Conc.	181		Conc.	1,210					Conc.	4,030	
EMPC	181		EMPC	1,210					EMPC	4,100	

5500 Business Drive
 Wilmington, NC 28405, USA
 Tel: +1 910 794-1613
www.us.sgs.com

Totals	Conc.	EMPC
Mono-Tri	1,410	1,410
Tetra-Hexa	13,600	13,700
Hepta-Deca	877	959
Mono-Deca	15,900	16,100

Sample ID: MW-14-0519
Method 1668C

Penta			Penta			Hexa			Hexa		
Penta	Conc.	Qualifiers	Penta	Conc.	Qualifiers	Hexa	Conc.	Qualifiers	Hexa	Conc.	Qualifiers
PCB-104	(0.911)		PCB-109/119/86/97/125/87	553	C	PCB-155	(0.557)		PCB-165	(0.679)	
PCB-96	[5.85]	J EMPC	PCB-117	23.6		PCB-152	(0.513)		PCB-146	104	
PCB-103	17.6		PCB-116/85	108	C	PCB-150	[3.28]	J EMPC	PCB-161	(0.591)	
PCB-94	7.03	J	PCB-110	1,180		PCB-136	112		PCB-153/168	561	C
PCB-95	1,030		PCB-115	(1.73)		PCB-145	(0.539)		PCB-141	110	
PCB-100/93	14.5	J C	PCB-82	74.8		PCB-148	4.05	J	PCB-130	43.9	
PCB-102	30.9		PCB-111	(2.16)		PCB-151/135	237	C	PCB-137	32.3	
PCB-98	(3.05)		PCB-120	4.49	J	PCB-154	17.6		PCB-164	51.4	
PCB-88	(3.36)		PCB-108/124	[18.1]	J EMPC C	PCB-144	[22.1]	EMPC	PCB-163/138/129	731	C
PCB-91	179		PCB-107	56.1		PCB-147/149	586	C	PCB-160	(0.693)	
PCB-84	342		PCB-123	[5.82]	J EMPC	PCB-134	49.6		PCB-158	66.8	
PCB-89	7.94	J	PCB-106	(2.02)		PCB-143	(0.866)		PCB-128/166	108	C
PCB-121	(1.95)		PCB-118	682		PCB-139/140	[14.2]	J EMPC C	PCB-159	(1.32)	
PCB-92	213		PCB-122	[4.82]	J EMPC	PCB-131	11.1		PCB-162	(1.56)	
PCB-113/90/101	1,080	C	PCB-114	[8.27]	J EMPC	PCB-142	(0.916)		PCB-167	22.4	
PCB-83	64.4		PCB-105	201		PCB-132	278		PCB-156/157	74.2	C
PCB-99	464		PCB-127	(1.94)		PCB-133	15.8		PCB-169	(2.1)	
PCB-112	(1.77)		PCB-126	(1.72)							
			Conc.	6,320					Conc.	3,220	
			EMPC	6,370					EMPC	3,260	
Hepta			Hepta			Octa			Nona		
Hepta	Conc.	Qualifiers	Hepta	Conc.	Qualifiers	Octa	Conc.	Qualifiers	Nona	Conc.	Qualifiers
PCB-188	(0.932)		PCB-174	87.3		PCB-202	[13.6]	EMPC	PCB-208	[6.61]	J EMPC
PCB-179	41.3		PCB-177	51.4		PCB-201	8.8	J	PCB-207	(4.67)	
PCB-184	(0.938)		PCB-181	(2.86)		PCB-204	(0.747)		PCB-206	29.8	
PCB-176	[13.6]	EMPC	PCB-171/173	27.2	C	PCB-197	(0.814)				
PCB-186	(0.823)		PCB-172	11.4		PCB-200	8.06	J	Conc.	29.8	
PCB-178	22.6		PCB-192	(2.21)		PCB-198/199	59.3	C	EMPC	36.4	
PCB-175	(3.28)		PCB-180/193	182	C	PCB-196	24.6				
PCB-187	120		PCB-191	(2.53)		PCB-203	33.8		Deca	Conc.	Qualifiers
PCB-182	(2.69)		PCB-170	94.1		PCB-195	14.1		PCB-209	(2.47)	
PCB-183	[47.6]	EMPC	PCB-190	14.5		PCB-194	37.5				
PCB-185	8.94	J	PCB-189	(2.32)		PCB-205	(3.06)				
			Conc.	662		Conc.	186				
			EMPC	723		EMPC	200				

Sample ID: MW-15-0519

Method 1668C

Client Data		Sample Data		Laboratory Data			
Name:	SLR International Corp	Matrix:	Aqueous	Project No.:	B3256	Date Received:	07-May-2019
Project ID:	Nord Door	Weight/Volume:	1.00 L	Sample ID:	B3256_16680_PCB_006	Date Extracted:	15-May-2019
Date Collected:	03-May-2019	pH	7	QC Batch No.:	16680	Date Analyzed:	22-May-2019
Analyte	Conc.	DL	EMPC	Qualifier	Standard	Recovery	
	pg/L	pg/L	pg/L			%	
PCB-77 33'44'-TeCB	ND	5.47			ES PCB-1	91	
PCB-81 344'5'-TeCB	ND	4.64			ES PCB-3	100	
PCB-105 233'44'-PeCB	ND	1.96			ES PCB-4	105	
PCB-114 2344'5'-PeCB	ND	1.92			ES PCB-15	112	
PCB-118 23'44'5'-PeCB	EMPC		2.81	J	ES PCB-19	115	
PCB-123 23'44'5'-PeCB	ND	2.04			ES PCB-37	85.8	
PCB-126 33'44'5'-PeCB	ND	2.32			ES PCB-54	78.9	
PCB-156/157 233'44'5'/233'44'5'-HxCB	ND	2.54		C	ES PCB-77	89.2	
PCB-167 23'44'55'-HxCB	ND	1.78			ES PCB-81	90.7	
PCB-169 33'44'55'-HxCB	ND	2.12			ES PCB-104	95.1	
PCB-189 233'44'55'-HpCB	ND	2.4			ES PCB-105	104	
					ES PCB-114	103	
TEQs (WHO 2005 M/H)					ES PCB-118	103	
					ES PCB-123	104	
ND = 0	0		0.0000844		ES PCB-126	98.4	
ND = 0.5 x DL	0.149		0.149		ES PCB-153	104	
ND = DL	0.298		0.298		ES PCB-155	99.9	
					ES PCB-156/157	115	
Totals					ES PCB-167	113	
Mono-CB	ND	5.1			ES PCB-169	128	
Di-CB			18.6		ES PCB-170	97.5	
Tri-CB	ND	13.1			ES PCB-180	88.6	
Tetra-CB	76.4		84.6		ES PCB-188	93.8	
Penta-CB	4.68		12.8		ES PCB-189	97.8	
Hexa-CB	3.99		9.33		ES PCB-202	102	
Hepta-CB	ND	2.88			ES PCB-205	109	
Octa-CB	ND	3.29			ES PCB-206	124	
Nona-CB	ND	11.3			ES PCB-208	103	
Deca-CB	ND	5.47			ES PCB-209	135	
					CS PCB-28	85	
Total PCB (Mono-Deca)	85.1		125		CS PCB-111	92	
					CS PCB-178	90.7	

Checkcode: 889-084-JKY/C

SGS North America - PCB v0.83

Report Created: 24-May-2019 11:21 Analyst: ah



Sample ID: MW-15-0519 **Method 1668C**

Client Data			Sample Data			Laboratory Data						
Name:	SLR International Corp		Matrix:	Aqueous		Project No.:	B3256		Date Received:	07-May-2019		
Project ID:	Nord Door		Weight/Volume:	1.00 L		Sample ID:	B3256_16680_PCB_006		Date Extracted:	15-May-2019		
Date Collected:	03-May-2019		pH	7		QC Batch No.:	16680		Date Analyzed:	22-May-2019		
			Units	pg/L		Checkcode:	889-084-JKY/C		Time Analyzed:	19:09:26		

Mono	Conc.	Qualifiers	Tri	Conc.	Qualifiers	Tetra	Conc.	Qualifiers	Tetra	Conc.	Qualifiers
PCB-1	(4.96)		PCB-19	(15.2)		PCB-54	(3.36)		PCB-72	(4.25)	
PCB-2	(5)		PCB-30/18	(10.8)	C	PCB-50/53	(4.31)	C	PCB-68	15.4	
PCB-3	(5.23)		PCB-17	(15.9)		PCB-45	(5.35)		PCB-57	(4.48)	
			PCB-27	(11.1)		PCB-51	42.4		PCB-58	(4.02)	
Conc.	0		PCB-24	(11.1)		PCB-46	(5.47)		PCB-67	(4.11)	
EMPC	0		PCB-16	(16.3)		PCB-52	[8.14]	J EMPC	PCB-63	(4.91)	
			PCB-32	(10.3)		PCB-73	(3.39)		PCB-61/70/74/76	(4.29)	C
Di	Conc.	Qualifiers	PCB-34	(11.6)		PCB-43	(4.34)		PCB-66	(4.16)	
PCB-4	(5.29)		PCB-23	(11.7)		PCB-69/49	(3.87)	C	PCB-55	(4.08)	
PCB-10	(3.75)		PCB-26/29	(11.4)	C	PCB-48	(4.66)		PCB-56	(4.21)	
PCB-9	(1.86)		PCB-25	(9.71)		PCB-44/47/65	18.7	J C	PCB-60	(4.98)	
PCB-7	(2.07)		PCB-31	(9.88)		PCB-59/62/75	(3.49)	C	PCB-80	(4.24)	
PCB-6	(1.76)		PCB-28/20	(10.8)	C	PCB-42	(5.11)		PCB-79	(3.92)	
PCB-5	(2.14)		PCB-21/33	(11.1)	C	PCB-41	(6.06)		PCB-78	(4.44)	
PCB-8	(1.71)		PCB-22	(9.99)		PCB-71/40	(4.06)	C	PCB-81	(4.64)	
PCB-14	(2.08)		PCB-36	(9.9)		PCB-64	(3.49)		PCB-77	(5.47)	
PCB-11	[18.6]	B EMPC	PCB-39	(10.9)							
PCB-13/12	(2.08)	C	PCB-38	(10.8)							
PCB-15	(1.84)		PCB-35	(11.3)							
			PCB-37	(11)							
Conc.	0		Conc.	0					Conc.	76.4	
EMPC	18.6		EMPC	0					EMPC	84.6	



5500 Business Drive
 Wilmington, NC 28405, USA
 Tel: +1 910 794-1613
 www.us.sgs.com

Totals	Conc.	EMPC
Mono-Tri	0	18.6
Tetra-Hexa	85.1	107
Hepta-Deca	0	0
Mono-Deca	85.1	125


Sample ID: MW-15-0519						Method 1668C					
Penta	Conc.	Qualifiers	Penta	Conc.	Qualifiers	Hexa	Conc.	Qualifiers	Hexa	Conc.	Qualifiers
PCB-104	(2.19)		PCB-109/119/86/97/125/87	(2.3)	C	PCB-155	(1.73)		PCB-165	(1.94)	
PCB-96	(2.14)		PCB-117	(2.15)		PCB-152	(1.59)		PCB-146	(1.93)	
PCB-103	(2.73)		PCB-116/85	(2.41)	C	PCB-150	(1.81)		PCB-161	(1.7)	
PCB-94	(3.33)		PCB-110	4.68	J	PCB-136	(1.9)		PCB-153/168	3.99	J B C
PCB-95	(2.85)		PCB-115	(1.64)		PCB-145	(1.67)		PCB-141	(2.41)	
PCB-100/93	(2.96)	C	PCB-82	(2.89)		PCB-148	(2.33)		PCB-130	(2.85)	
PCB-102	(2.19)		PCB-111	(2.05)		PCB-151/135	(2.3)	C	PCB-137	(2.44)	
PCB-98	(2.9)		PCB-120	(1.66)		PCB-154	(2.18)		PCB-164	(1.68)	
PCB-88	(3.2)		PCB-108/124	(2)	C	PCB-144	(2.36)		PCB-163/138/129	(2.16)	C
PCB-91	(2.73)		PCB-107	(1.92)		PCB-147/149	[5.35]	J EMPC C	PCB-160	(1.99)	
PCB-84	(3.37)		PCB-123	(2.04)		PCB-134	(2.68)		PCB-158	(1.72)	
PCB-89	(2.79)		PCB-106	(1.92)		PCB-143	(2.48)		PCB-128/166	(1.98)	C
PCB-121	(1.86)		PCB-118	[2.81]	J EMPC	PCB-139/140	(2.2)	C	PCB-159	(1.51)	
PCB-92	(3)		PCB-122	(2.27)		PCB-131	(2.63)		PCB-162	(1.79)	
PCB-113/90/101	[5.26]	J EMPC C	PCB-114	(1.92)		PCB-142	(2.62)		PCB-167	(1.78)	
PCB-83	(3.59)		PCB-105	(1.96)		PCB-132	(2.53)		PCB-156/157	(2.54)	C
PCB-99	(2.16)		PCB-127	(1.8)		PCB-133	(2.3)		PCB-169	(2.12)	
PCB-112	(1.69)		PCB-126	(2.32)							
			Conc.	4.68					Conc.	3.99	
			EMPC	12.8					EMPC	9.33	
Hepta	Conc.	Qualifiers	Hepta	Conc.	Qualifiers	Octa	Conc.	Qualifiers	Nona	Conc.	Qualifiers
PCB-188	(1.4)		PCB-174	(3.63)		PCB-202	(2.02)		PCB-208	(7.16)	
PCB-179	(1.28)		PCB-177	(3.57)		PCB-201	(2.29)		PCB-207	(7.28)	
PCB-184	(1.41)		PCB-181	(3.37)		PCB-204	(1.98)		PCB-206	(15.5)	
PCB-176	(1.48)		PCB-171/173	(3.9)	C	PCB-197	(2.16)				
PCB-186	(1.24)		PCB-172	(3.88)		PCB-200	(2.06)		Conc.	0	
PCB-178	(1.96)		PCB-192	(2.6)		PCB-198/199	(2.55)	C	EMPC	0	
PCB-175	(3.86)		PCB-180/193	(3.15)	C	PCB-196	(2.92)				
PCB-187	(3.06)		PCB-191	(2.97)		PCB-203	(2.37)		Deca	Conc.	Qualifiers
PCB-182	(3.17)		PCB-170	(4.33)		PCB-195	(5.38)		PCB-209	(5.47)	
PCB-183	(3.44)		PCB-190	(3.07)		PCB-194	(5.19)				
PCB-185	(3.79)		PCB-189	(2.4)		PCB-205	(4.56)				
			Conc.	0		Conc.	0				
			EMPC	0		EMPC	0				

Sample ID: MW-16-0519

Method 1668C

Client Data		Sample Data		Laboratory Data			
Name:	SLR International Corp	Matrix:	Aqueous	Project No.:	B3256	Date Received:	07-May-2019
Project ID:	Nord Door	Weight/Volume:	0.97 L	Sample ID:	B3256_16680_PCB_007	Date Extracted:	15-May-2019
Date Collected:	03-May-2019	pH	7	QC Batch No.:	16680	Date Analyzed:	22-May-2019
Analyte	Conc.	DL	EMPC	Qualifier	Standard	Recovery	
	pg/L	pg/L	pg/L				%
PCB-77 33'44'-TeCB	ND	3.42			ES PCB-1		81.1
PCB-81 344'5'-TeCB	ND	3.71			ES PCB-3		87.2
PCB-105 233'44'-PeCB	2.67			J	ES PCB-4		96.4
PCB-114 2344'5'-PeCB	ND	0.904			ES PCB-15		93.7
PCB-118 23'44'5'-PeCB	8.08			J	ES PCB-19		101
PCB-123 23'44'5'-PeCB	ND	0.922			ES PCB-37		87.4
PCB-126 33'44'5'-PeCB	ND	1.32			ES PCB-54		75
PCB-156/157 233'44'5'/233'44'5'-HxCB	ND	1.97		C	ES PCB-77		91.2
PCB-167 23'44'55'-HxCB	ND	1.34			ES PCB-81		88.2
PCB-169 33'44'55'-HxCB	ND	1.64			ES PCB-104		93.2
PCB-189 233'44'55'-HpCB	ND	1.44			ES PCB-105		105
					ES PCB-114		100
					ES PCB-118		103
					ES PCB-123		101
					ES PCB-126		101
					ES PCB-153		101
					ES PCB-155		96.5
					ES PCB-156/157		115
					ES PCB-167		110
					ES PCB-169		125
					ES PCB-170		95.3
					ES PCB-180		89.5
					ES PCB-188		92.9
					ES PCB-189		99.1
					ES PCB-202		106
					ES PCB-205		108
					ES PCB-206		125
					ES PCB-208		104
					ES PCB-209		136
					CS PCB-28		91.4
					CS PCB-111		99.4
					CS PCB-178		96.7
TEQs (WHO 2005 M/H)							
ND = 0	0.000323		0.000323				
ND = 0.5 x DL	0.0919		0.0919				
ND = DL	0.183		0.183				
Totals							
Mono-CB	ND	3.58					
Di-CB	3.93		25.1				
Tri-CB	ND	7.51					
Tetra-CB	144						
Penta-CB	33.6		65.8				
Hexa-CB	26.9		39.3				
Hepta-CB	12.1						
Octa-CB	ND	1.82					
Nona-CB	ND	9.08					
Deca-CB	ND	3.32					
Total PCB (Mono-Deca)	221		286				



Sample ID: MW-16-0519						Method 1668C								
Client Data			Sample Data			Laboratory Data								
Name: SLR International Corp			Matrix: Aqueous			Project No.: B3256			Date Received: 07-May-2019					
Project ID: Nord Door			Weight/Volume: 0.97 L			Sample ID: B3256_16680_PCB_007			Date Extracted: 15-May-2019					
Date Collected: 03-May-2019			pH: 7			QC Batch No.: 16680			Date Analyzed: 22-May-2019					
			Units: pg/L			Checkcode: 475-800-MFB/C			Time Analyzed: 20:07:23					
Mono	Conc.	Qualifiers	Tri	Conc.	Qualifiers	Tetra	Conc.	Qualifiers	Tetra	Conc.	Qualifiers			
PCB-1	(3.54)		PCB-19	(9.47)		PCB-54	(2.84)		PCB-72	(3.4)				
PCB-2	(3.46)		PCB-30/18	(6.75)	C	PCB-50/53	(3.77)	C	PCB-68	8.32	J			
PCB-3	(3.62)		PCB-17	(9.95)		PCB-45	(4.68)		PCB-57	(3.59)				
			PCB-27	(6.92)		PCB-51	52.6		PCB-58	(3.22)				
Conc.	0		PCB-24	(6.95)		PCB-46	(4.78)		PCB-67	(3.29)				
EMPC	0		PCB-16	(10.1)		PCB-52	36.1		PCB-63	(3.93)				
			PCB-32	(6.4)		PCB-73	(2.96)		PCB-61/70/74/76	7.93	J C			
Di	Conc.	Qualifiers	PCB-34	(5.84)		PCB-43	(3.79)		PCB-66	(3.33)				
PCB-4	(2.12)		PCB-23	(5.9)		PCB-69/49	7.67	J C	PCB-55	(3.26)				
PCB-10	(1.5)		PCB-26/29	(5.76)	C	PCB-48	(4.08)		PCB-56	(3.37)				
PCB-9	3.93	J	PCB-25	(4.9)		PCB-44/47/65	31.5	C	PCB-60	(3.99)				
PCB-7	(1.66)		PCB-31	(4.99)		PCB-59/62/75	(3.05)	C	PCB-80	(3.39)				
PCB-6	(1.41)		PCB-28/20	(5.44)	C	PCB-42	(4.47)		PCB-79	(3.13)				
PCB-5	(1.72)		PCB-21/33	(5.6)	C	PCB-41	(5.29)		PCB-78	(3.55)				
PCB-8	(1.37)		PCB-22	(5.05)		PCB-71/40	(3.55)	C	PCB-81	(3.71)				
PCB-14	(1.67)		PCB-36	(5)		PCB-64	(3.05)		PCB-77	(3.42)				
PCB-11	[21.2]	B EMPC	PCB-39	(5.5)										
PCB-13/12	(1.67)	C	PCB-38	(5.45)										
PCB-15	(1.47)		PCB-35	(5.69)										
			PCB-37	(5.55)										
Conc.	3.93		Conc.	0					Conc.	144				
EMPC	25.1		EMPC	0					EMPC	144				
 5500 Business Drive Wilmington, NC 28405, USA Tel: +1 910 794-1613 www.us.sgs.com						Totals			Conc.			EMPC		
						Mono-Tri			3.93			25.1		
						Tetra-Hexa			205			249		
						Hepta-Deca			12.1			12.1		
Mono-Deca			221			286								

Sample ID: MW-16-0519						Method 1668C					
Penta	Conc.	Qualifiers	Penta	Conc.	Qualifiers	Hexa	Conc.	Qualifiers	Hexa	Conc.	Qualifiers
PCB-104	(0.982)		PCB-109/119/86/97/125/87	7.26	J C	PCB-155	(0.841)		PCB-165	(0.948)	
PCB-96	(0.963)		PCB-117	(0.972)		PCB-152	(0.774)		PCB-146	(0.942)	
PCB-103	(1.23)		PCB-116/85	(1.09)	C	PCB-150	(0.881)		PCB-161	(0.826)	
PCB-94	(1.5)		PCB-110	12.8		PCB-136	3.41	J	PCB-153/168	[7.59]	J B EMPC C
PCB-95	[13.9]	EMPC	PCB-115	(0.743)		PCB-145	(0.814)		PCB-141	(1.17)	
PCB-100/93	(1.34)	C	PCB-82	(1.3)		PCB-148	(1.14)		PCB-130	(1.39)	
PCB-102	(0.99)		PCB-111	(0.928)		PCB-151/135	(1.12)	C	PCB-137	(1.19)	
PCB-98	(1.31)		PCB-120	(0.751)		PCB-154	(1.06)		PCB-164	(0.817)	
PCB-88	(1.45)		PCB-108/124	(0.903)	C	PCB-144	(1.15)		PCB-163/138/129	11.6	J B C
PCB-91	2.77	J	PCB-107	(0.866)		PCB-147/149	11.9	J C	PCB-160	(0.968)	
PCB-84	(1.52)		PCB-123	(0.922)		PCB-134	(1.31)		PCB-158	(0.837)	
PCB-89	(1.26)		PCB-106	(0.868)		PCB-143	(1.21)		PCB-128/166	(1.5)	C
PCB-121	(0.841)		PCB-118	8.08	J	PCB-139/140	(1.07)	C	PCB-159	(1.14)	
PCB-92	(1.36)		PCB-122	(1.07)		PCB-131	(1.28)		PCB-162	(1.35)	
PCB-113/90/101	[13.2]	J EMPC C	PCB-114	(0.904)		PCB-142	(1.28)		PCB-167	(1.34)	
PCB-83	(1.62)		PCB-105	2.67	J	PCB-132	[4.75]	J EMPC	PCB-156/157	(1.97)	C
PCB-99	[5.09]	J EMPC	PCB-127	(0.854)		PCB-133	(1.12)		PCB-169	(1.64)	
PCB-112	(0.763)		PCB-126	(1.32)							
			Conc.	33.6					Conc.	26.9	
			EMPC	65.8					EMPC	39.3	
Hepta	Conc.	Qualifiers	Hepta	Conc.	Qualifiers	Octa	Conc.	Qualifiers	Nona	Conc.	Qualifiers
PCB-188	(0.963)		PCB-174	(1.54)		PCB-202	(1.21)		PCB-208	(5.15)	
PCB-179	(0.877)		PCB-177	(1.52)		PCB-201	(1.37)		PCB-207	(5.24)	
PCB-184	(0.969)		PCB-181	(1.43)		PCB-204	(1.19)		PCB-206	(13)	
PCB-176	(1.02)		PCB-171/173	(1.66)	C	PCB-197	(1.29)				
PCB-186	(0.85)		PCB-172	(1.65)		PCB-200	(1.23)		Conc.	0	
PCB-178	(1.35)		PCB-192	(1.11)		PCB-198/199	(1.53)	C	EMPC	0	
PCB-175	(1.64)		PCB-180/193	4.52	J C	PCB-196	(1.75)				
PCB-187	4.23	J	PCB-191	(1.26)		PCB-203	(1.42)		Deca	Conc.	Qualifiers
PCB-182	(1.35)		PCB-170	3.36	J	PCB-195	(2.87)		PCB-209	(3.32)	
PCB-183	(1.46)		PCB-190	(1.27)		PCB-194	(2.77)				
PCB-185	(1.61)		PCB-189	(1.44)		PCB-205	(2.43)				
			Conc.	12.1		Conc.	0				
			EMPC	12.1		EMPC	0				

Sample ID: MW-17-0519

Method 1668C


Client Data		Sample Data		Laboratory Data			
Name:	SLR International Corp	Matrix:	Aqueous	Project No.:	B3256	Date Received:	07-May-2019
Project ID:	Nord Door	Weight/Volume:	0.98 L	Sample ID:	B3256_16680_PCB_008	Date Extracted:	15-May-2019
Date Collected:	03-May-2019	pH	6	QC Batch No.:	16680	Date Analyzed:	22-May-2019
Analyte	Conc.	DL	EMPC	Qualifier	Standard	Recovery	
	pg/L	pg/L	pg/L			%	
PCB-77 33'44'-TeCB	ND	2.24			ES PCB-1	72.4	
PCB-81 344'5'-TeCB	ND	2.14			ES PCB-3	81.4	
PCB-105 233'44'-PeCB	ND	0.802			ES PCB-4	90.1	
PCB-114 2344'5'-PeCB	ND	0.77			ES PCB-15	99.6	
PCB-118 23'44'5'-PeCB	EMPC		3	J	ES PCB-19	98.8	
PCB-123 23'44'5'-PeCB	ND	0.788			ES PCB-37	82.3	
PCB-126 33'44'5'-PeCB	ND	0.578			ES PCB-54	80.2	
PCB-156/157 233'44'5'/233'44'5'-HxCB	ND	1.08		C	ES PCB-77	87	
PCB-167 23'44'55'-HxCB	ND	0.751			ES PCB-81	85.1	
PCB-169 33'44'55'-HxCB	ND	0.888			ES PCB-104	87.7	
PCB-189 233'44'55'-HpCB	ND	1.27			ES PCB-105	98.9	
					ES PCB-114	95.6	
TEQs (WHO 2005 M/H)					ES PCB-118	96	
					ES PCB-123	97.2	
ND = 0	0		0.00009		ES PCB-126	98.5	
ND = 0.5 x DL	0.0428		0.0428		ES PCB-153	95.2	
ND = DL	0.0855		0.0856		ES PCB-155	93	
					ES PCB-156/157	109	
					ES PCB-167	103	
Totals					ES PCB-169	119	
Mono-CB	ND	2.2			ES PCB-170	92	
Di-CB	14.9				ES PCB-180	85.8	
Tri-CB	ND	4.34			ES PCB-188	86.6	
Tetra-CB	120				ES PCB-189	94.8	
Penta-CB	5.97		17.3		ES PCB-202	94.5	
Hexa-CB	7.92		11.2		ES PCB-205	107	
Hepta-CB	ND	1.3			ES PCB-206	120	
Octa-CB	ND	1.17			ES PCB-208	101	
Nona-CB	ND	5.21			ES PCB-209	137	
Deca-CB	ND	1.7			CS PCB-28	89	
					CS PCB-111	96	
Total PCB (Mono-Deca)	149		164		CS PCB-178	94.3	

Checkcode: 168-688-PHF/C

SGS North America - PCB v0.83

Report Created: 24-May-2019 11:21 Analyst: ah



Sample ID: MW-17-0519						Method 1668C								
Client Data			Sample Data			Laboratory Data								
Name: SLR International Corp			Matrix: Aqueous			Project No.: B3256			Date Received: 07-May-2019					
Project ID: Nord Door			Weight/Volume: 0.98 L			Sample ID: B3256_16680_PCB_008			Date Extracted: 15-May-2019					
Date Collected: 03-May-2019			pH: 6			QC Batch No.: 16680			Date Analyzed: 22-May-2019					
			Units: pg/L			Checkcode: 168-688-PHF/C			Time Analyzed: 21:05:19					
Mono	Conc.	Qualifiers	Tri	Conc.	Qualifiers	Tetra	Conc.	Qualifiers	Tetra	Conc.	Qualifiers			
PCB-1	(2.21)		PCB-19	(5.05)		PCB-54	(1.69)		PCB-72	(1.96)				
PCB-2	(2.1)		PCB-30/18	(3.6)	C	PCB-50/53	(1.87)	C	PCB-68	23.5				
PCB-3	(2.19)		PCB-17	(5.31)		PCB-45	(2.33)		PCB-57	(2.07)				
			PCB-27	(3.69)		PCB-51	47.3		PCB-58	(1.86)				
Conc.	0		PCB-24	(3.71)		PCB-46	(2.38)		PCB-67	(1.9)				
EMPC	0		PCB-16	(5.41)		PCB-52	26.7		PCB-63	(2.27)				
			PCB-32	(3.42)		PCB-73	(1.47)		PCB-61/70/74/76	(1.98)	C			
Di	Conc.	Qualifiers	PCB-34	(3.82)		PCB-43	(1.88)		PCB-66	(1.92)				
PCB-4	(1.35)		PCB-23	(3.86)		PCB-69/49	(1.68)	C	PCB-55	(1.88)				
PCB-10	(0.954)		PCB-26/29	(3.77)	C	PCB-48	(2.03)		PCB-56	(1.94)				
PCB-9	(1.29)		PCB-25	(3.21)		PCB-44/47/65	22.8	J C	PCB-60	(2.3)				
PCB-7	(1.44)		PCB-31	(3.26)		PCB-59/62/75	(1.52)	C	PCB-80	(1.96)				
PCB-6	(1.23)		PCB-28/20	(3.56)	C	PCB-42	(2.22)		PCB-79	(1.81)				
PCB-5	(1.49)		PCB-21/33	(3.66)	C	PCB-41	(2.63)		PCB-78	(2.05)				
PCB-8	(1.19)		PCB-22	(3.3)		PCB-71/40	(1.77)	C	PCB-81	(2.14)				
PCB-14	(1.45)		PCB-36	(3.27)		PCB-64	(1.52)		PCB-77	(2.24)				
PCB-11	14.9	B	PCB-39	(3.6)										
PCB-13/12	(1.45)	C	PCB-38	(3.57)										
PCB-15	(1.28)		PCB-35	(3.72)										
			PCB-37	(3.63)										
Conc.	14.9		Conc.	0					Conc.	120				
EMPC	14.9		EMPC	0					EMPC	120				
 5500 Business Drive Wilmington, NC 28405, USA Tel: +1 910 794-1613 www.us.sgs.com						Totals			Conc.			EMPC		
						Mono-Tri			14.9			14.9		
						Tetra-Hexa			134			149		
						Hepta-Deca			0			0		
			Mono-Deca			149			164					

Sample ID: MW-17-0519						Method 1668C					
Penta	Conc.	Qualifiers	Penta	Conc.	Qualifiers	Hexa	Conc.	Qualifiers	Hexa	Conc.	Qualifiers
PCB-104	(0.774)		PCB-109/119/86/97/125/87	(0.888)	C	PCB-155	(0.594)		PCB-165	(0.666)	
PCB-96	(0.759)		PCB-117	(0.83)		PCB-152	(0.546)		PCB-146	(0.662)	
PCB-103	(1.05)		PCB-116/85	[1.02]	J EMPC C	PCB-150	(0.622)		PCB-161	(0.58)	
PCB-94	(1.29)		PCB-110	[3.9]	J EMPC	PCB-136	(0.653)		PCB-153/168	3.61	J B C
PCB-95	[3.41]	J EMPC	PCB-115	(0.635)		PCB-145	(0.575)		PCB-141	(0.825)	
PCB-100/93	(1.14)	C	PCB-82	(1.11)		PCB-148	(0.798)		PCB-130	(0.977)	
PCB-102	(0.846)		PCB-111	(0.793)		PCB-151/135	(0.787)	C	PCB-137	(0.837)	
PCB-98	(1.12)		PCB-120	(0.642)		PCB-154	(0.746)		PCB-164	(0.574)	
PCB-88	(1.24)		PCB-108/124	(0.772)	C	PCB-144	(0.809)		PCB-163/138/129	[3.24]	J B EMPC C
PCB-91	(1.05)		PCB-107	(0.74)		PCB-147/149	4.32	J C	PCB-160	(0.68)	
PCB-84	(1.3)		PCB-123	(0.788)		PCB-134	(0.918)		PCB-158	(0.588)	
PCB-89	(1.08)		PCB-106	(0.742)		PCB-143	(0.85)		PCB-128/166	(0.837)	C
PCB-121	(0.718)		PCB-118	[3]	J EMPC	PCB-139/140	(0.755)	C	PCB-159	(0.639)	
PCB-92	(1.16)		PCB-122	(0.91)		PCB-131	(0.901)		PCB-162	(0.756)	
PCB-113/90/101	5.97	J C	PCB-114	(0.77)		PCB-142	(0.898)		PCB-167	(0.751)	
PCB-83	(1.38)		PCB-105	(0.802)		PCB-132	(0.867)		PCB-156/157	(1.08)	C
PCB-99	(0.835)		PCB-127	(0.734)		PCB-133	(0.786)		PCB-169	(0.888)	
PCB-112	(0.652)		PCB-126	(0.578)							
			Conc.	5.97					Conc.	7.92	
			EMPC	17.3					EMPC	11.2	
Hepta	Conc.	Qualifiers	Hepta	Conc.	Qualifiers	Octa	Conc.	Qualifiers	Nona	Conc.	Qualifiers
PCB-188	(0.631)		PCB-174	(1.54)		PCB-202	(0.566)		PCB-208	(3.32)	
PCB-179	(0.574)		PCB-177	(1.52)		PCB-201	(0.641)		PCB-207	(3.37)	
PCB-184	(0.635)		PCB-181	(1.43)		PCB-204	(0.555)		PCB-206	(7.11)	
PCB-176	(0.666)		PCB-171/173	(1.66)	C	PCB-197	(0.605)				
PCB-186	(0.557)		PCB-172	(1.65)		PCB-200	(0.576)		Conc.	0	
PCB-178	(0.885)		PCB-192	(1.11)		PCB-198/199	(0.716)	C	EMPC	0	
PCB-175	(1.64)		PCB-180/193	(1.34)	C	PCB-196	(0.818)				
PCB-187	(1.3)		PCB-191	(1.27)		PCB-203	(0.665)		Deca	Conc.	Qualifiers
PCB-182	(1.35)		PCB-170	(1.83)		PCB-195	(2.09)		PCB-209	(1.7)	
PCB-183	(1.46)		PCB-190	(1.3)		PCB-194	(2.01)				
PCB-185	(1.61)		PCB-189	(1.27)		PCB-205	(1.77)				
			Conc.	0		Conc.	0				
			EMPC	0		EMPC	0				

Sample ID: Method Blank B3256_16680

Method 1668C

Client Data		Sample Data		Laboratory Data			
Name:	SLR International Corp	Matrix:	Aqueous	Project No.:	B3256	Date Received:	n/a
Project ID:	Nord Door	Weight/Volume:	1.00 L	Sample ID:	MB1_16680_PCB_TLX	Date Extracted:	15-May-2019
Date Collected:	n/a	pH	n/a	QC Batch No.:	16680	Date Analyzed:	22-May-2019
Analyte	Conc.	DL	EMPC	Qualifier	Standard	Recovery	
	pg/L	pg/L	pg/L			%	
PCB-77 33'44'-TeCB	ND	2.84			ES PCB-1	71.5	
PCB-81 344'5'-TeCB	ND	2.67			ES PCB-3	83.3	
PCB-105 233'44'-PeCB	ND	1.84			ES PCB-4	88.1	
PCB-114 2344'5'-PeCB	ND	1.86			ES PCB-15	95.7	
PCB-118 23'44'5'-PeCB	ND	1.73			ES PCB-19	92.7	
PCB-123 23'44'5'-PeCB	ND	1.77			ES PCB-37	85.3	
PCB-126 33'44'5'-PeCB	ND	1.52			ES PCB-54	79.1	
PCB-156/157 233'44'5'/233'44'5'-HxCB	ND	2.28		C	ES PCB-77	83.6	
PCB-167 23'44'55'-HxCB	ND	1.54			ES PCB-81	83.6	
PCB-169 33'44'55'-HxCB	ND	1.72			ES PCB-104	91.4	
PCB-189 233'44'55'-HpCB	ND	2.02			ES PCB-105	100	
					ES PCB-114	96	
TEQs (WHO 2005 M/H)					ES PCB-118	97.1	
					ES PCB-123	100	
ND = 0	0		0		ES PCB-126	98.4	
ND = 0.5 x DL	0.102		0.102		ES PCB-153	97.4	
ND = DL	0.205		0.205		ES PCB-155	95.9	
					ES PCB-156/157	112	
Totals					ES PCB-167	104	
Mono-CB	ND	3.83			ES PCB-169	126	
Di-CB			10.2		ES PCB-170	91.6	
Tri-CB	ND	5.12			ES PCB-180	87.6	
Tetra-CB	ND	3.02			ES PCB-188	90.6	
Penta-CB	ND	1.68			ES PCB-189	96.2	
Hexa-CB	2.84		5.61		ES PCB-202	104	
Hepta-CB	ND	1.87			ES PCB-205	107	
Octa-CB	ND	2.04			ES PCB-206	120	
Nona-CB	ND	9.36			ES PCB-208	100	
Deca-CB	ND	2.4			ES PCB-209	133	
					CS PCB-28	91.6	
Total PCB (Mono-Deca)	2.84		15.8		CS PCB-111	94.1	
					CS PCB-178	91.8	

Checkcode: 825-219-LLL/C

SGS North America - PCB v0.83

Report Created: 24-May-2019 11:20 Analyst: ah



Sample ID: Method Blank B3256_16680 **Method 1668C**

<u>Client Data</u>			<u>Sample Data</u>			<u>Laboratory Data</u>								
Name: SLR International Corp			Matrix: Aqueous			Project No.: B3256			Date Received: n/a					
Project ID: Nord Door			Weight/Volume: 1.00 L			Sample ID: MB1_16680_PCB_TLX			Date Extracted: 15-May-2019					
Date Collected: n/a			pH: n/a			QC Batch No.: 16680			Date Analyzed: 22-May-2019					
			Units: pg/L			Checkcode: 825-219-LLL/C			Time Analyzed: 15:17:36					
Mono	Conc.	Qualifiers	Tri	Conc.	Qualifiers	Tetra	Conc.	Qualifiers	Tetra	Conc.	Qualifiers			
PCB-1	(3.92)		PCB-19	(6.29)		PCB-54	(2.8)		PCB-72	(2.45)				
PCB-2	(3.58)		PCB-30/18	(4.48)	C	PCB-50/53	(3.55)	C	PCB-68	(2.6)				
PCB-3	(3.75)		PCB-17	(6.61)		PCB-45	(4.41)		PCB-57	(2.58)				
			PCB-27	(4.6)		PCB-51	(3.49)		PCB-58	(2.32)				
Conc.	0		PCB-24	(4.61)		PCB-46	(4.5)		PCB-67	(2.37)				
EMPC	0		PCB-16	(6.74)		PCB-52	(3.25)		PCB-63	(2.83)				
			PCB-32	(4.25)		PCB-73	(2.79)		PCB-61/70/74/76	(2.47)	C			
Di	Conc.	Qualifiers	PCB-34	(4.16)		PCB-43	(3.57)		PCB-66	(2.39)				
PCB-4	(3.12)		PCB-23	(4.2)		PCB-69/49	(3.19)	C	PCB-55	(2.35)				
PCB-10	(2.21)		PCB-26/29	(4.1)	C	PCB-48	(3.84)		PCB-56	(2.42)				
PCB-9	(3.22)		PCB-25	(3.49)		PCB-44/47/65	(3.31)	C	PCB-60	(2.87)				
PCB-7	(3.59)		PCB-31	(3.56)		PCB-59/62/75	(2.87)	C	PCB-80	(2.44)				
PCB-6	(3.05)		PCB-28/20	(3.88)	C	PCB-42	(4.21)		PCB-79	(2.26)				
PCB-5	(3.72)		PCB-21/33	(3.99)	C	PCB-41	(4.98)		PCB-78	(2.56)				
PCB-8	(2.97)		PCB-22	(3.59)		PCB-71/40	(3.35)	C	PCB-81	(2.67)				
PCB-14	(3.61)		PCB-36	(3.56)		PCB-64	(2.88)		PCB-77	(2.84)				
PCB-11	[10.2]	EMPC	PCB-39	(3.92)										
PCB-13/12	(3.61)	C	PCB-38	(3.89)										
PCB-15	(3.19)		PCB-35	(4.06)										
			PCB-37	(3.95)										
Conc.	0		Conc.	0					Conc.	0				
EMPC	10.2		EMPC	0					EMPC	0				
<p>5500 Business Drive Wilmington, NC 28405, USA Tel: +1 910 794-1613 www.us.sgs.com</p>						Totals			Conc.			EMPC		
						Mono-Tri			0			10.2		
						Tetra-Hexa			2.84			5.61		
						Hepta-Deca			0			0		
			Mono-Deca			2.84			15.8					

Sample ID: Method Blank B3256_16680						Method 1668C					
Penta	Conc.	Qualifiers	Penta	Conc.	Qualifiers	Hexa	Conc.	Qualifiers	Hexa	Conc.	Qualifiers
PCB-104	(1.36)		PCB-109/119/86/97/125/87	(2)	C	PCB-155	(1.2)		PCB-165	(1.36)	
PCB-96	(1.34)		PCB-117	(1.87)		PCB-152	(1.11)		PCB-146	(1.35)	
PCB-103	(2.37)		PCB-116/85	(2.09)	C	PCB-150	(1.26)		PCB-161	(1.19)	
PCB-94	(2.89)		PCB-110	(1.71)		PCB-136	(1.32)		PCB-153/168	2.84	J C
PCB-95	(2.47)		PCB-115	(1.43)		PCB-145	(1.17)		PCB-141	(1.69)	
PCB-100/93	(2.57)	C	PCB-82	(2.51)		PCB-148	(1.63)		PCB-130	(2)	
PCB-102	(1.9)		PCB-111	(1.78)		PCB-151/135	(1.61)	C	PCB-137	(1.71)	
PCB-98	(2.52)		PCB-120	(1.44)		PCB-154	(1.53)		PCB-164	(1.17)	
PCB-88	(2.78)		PCB-108/124	(1.74)	C	PCB-144	(1.65)		PCB-163/138/129	[2.77]	J EMPC C
PCB-91	(2.37)		PCB-107	(1.66)		PCB-147/149	(1.48)	C	PCB-160	(1.39)	
PCB-84	(2.92)		PCB-123	(1.77)		PCB-134	(1.88)		PCB-158	(1.2)	
PCB-89	(2.42)		PCB-106	(1.67)		PCB-143	(1.74)		PCB-128/166	(1.72)	C
PCB-121	(1.62)		PCB-118	(1.73)		PCB-139/140	(1.54)	C	PCB-159	(1.31)	
PCB-92	(2.61)		PCB-122	(2.2)		PCB-131	(1.84)		PCB-162	(1.55)	
PCB-113/90/101	(2.18)	C	PCB-114	(1.86)		PCB-142	(1.84)		PCB-167	(1.54)	
PCB-83	(3.11)		PCB-105	(1.84)		PCB-132	(1.77)		PCB-156/157	(2.28)	C
PCB-99	(1.88)		PCB-127	(1.69)		PCB-133	(1.61)		PCB-169	(1.72)	
PCB-112	(1.47)		PCB-126	(1.52)							
			Conc.	0					Conc.	2.84	
			EMPC	0					EMPC	5.61	
Hepta	Conc.	Qualifiers	Hepta	Conc.	Qualifiers	Octa	Conc.	Qualifiers	Nona	Conc.	Qualifiers
PCB-188	(1.37)		PCB-174	(1.93)		PCB-202	(1.35)		PCB-208	(5.64)	
PCB-179	(1.24)		PCB-177	(1.9)		PCB-201	(1.53)		PCB-207	(5.73)	
PCB-184	(1.38)		PCB-181	(1.79)		PCB-204	(1.32)		PCB-206	(13.1)	
PCB-176	(1.44)		PCB-171/173	(2.07)	C	PCB-197	(1.44)				
PCB-186	(1.21)		PCB-172	(2.06)		PCB-200	(1.37)		Conc.	0	
PCB-178	(1.92)		PCB-192	(1.38)		PCB-198/199	(1.71)	C	EMPC	0	
PCB-175	(2.05)		PCB-180/193	(1.68)	C	PCB-196	(1.95)				
PCB-187	(1.63)		PCB-191	(1.58)		PCB-203	(1.58)		Deca	Conc.	Qualifiers
PCB-182	(1.68)		PCB-170	(2.49)		PCB-195	(3.23)		PCB-209	(2.4)	
PCB-183	(1.83)		PCB-190	(1.76)		PCB-194	(3.11)				
PCB-185	(2.01)		PCB-189	(2.02)		PCB-205	(2.73)				
			Conc.	0		Conc.	0				
			EMPC	0		EMPC	0				



METHOD 1668C

PCB ONGOING PRECISION AND RECOVERY (OPR)

FORM 8A

Lab Name: SGS North America
 Initial Calibration: ICAL: MM4_PCB_08292018_04Jan2019
 Instrument ID: MM4 GC Column ID:
 VER Data Filename: 190522S03 Analysis Date: 22-MAY-2019 14:19:38
 Lab ID: OPR1_16680_PCB

NATIVE ANALYTES	SPIKE CONC. (pg/uL)	RECOVERY (%)	RANGE (%)			OK
PCB-1 2-MoCB	50	109	60	-	135	Y
PCB-3 4-MoCB	50	107	60	-	135	Y
PCB-4 22'-DiCB	50	113	60	-	135	Y
PCB-15 44'-DiCB	50	101	60	-	135	Y
PCB-19 22'6-TrCB	50	108	60	-	135	Y
PCB-37 344'-TrCB	50	103	60	-	135	Y
PCB-54 22'66'-TeCB	50	103	60	-	135	Y
PCB-77 33'44'-TeCB	50	101	60	-	135	Y
PCB-81 344'5-TeCB	50	91.2	60	-	135	Y
PCB-104 22'466'-PeCB	50	93.3	60	-	135	Y
PCB-105 233'44'-PeCB	50	101	60	-	135	Y
PCB-114 2344'5-PeCB	50	95.2	60	-	135	Y
PCB-118 23'44'5-PeCB	50	95.9	60	-	135	Y
PCB-123 23'44'5'-PeCB	50	94	60	-	135	Y
PCB-126 33'44'5-PeCB	50	111	60	-	135	Y
PCB-155 22'44'66'-HxCB	50	90.4	60	-	135	Y
PCB-156/157 ...-HxCB	100	96.8	60	-	135	Y
PCB-167 23'44'55'-HxCB	50	98.5	60	-	135	Y
PCB-169 33'44'55'-HxCB	50	105	60	-	135	Y
PCB-188 22'34'566'-HpCB	50	102	60	-	135	Y
PCB-189 233'44'55'-HpCB	50	94.8	60	-	135	Y
PCB-202 22'33'55'66'-OcCB	50	99.4	60	-	135	Y
PCB-205 233'44'55'6-OcCB	50	100	60	-	135	Y
PCB-206 22'33'44'55'6-NoCB	50	110	60	-	135	Y
PCB-208 22'33'455'66'-NoCB	50	98.9	60	-	135	Y
PCB-209 DeCB	50	90.1	60	-	135	Y

Contract-required recovery limits for OPR as specified in Table 6,
 Method 1668C.

Processed: 24 May 2019 11:19 Analyst: ah

**METHOD 1668C****PCB ONGOING PRECISION AND RECOVERY (OPR)****FORM 8B**

Lab Name: SGS North America
Initial Calibration: ICAL: MM4_PCB_08292018_04Jan2019
Instrument ID: MM4 GC Column ID:
VER Data Filename: 190522S03 Analysis Date: 22-MAY-2019 14:19:38
Lab ID: OPR1_16680_PCB

LABELLED STANDARDS	SPIKE CONC. (pg/uL)	RECOVERY (%)	RANGE (%)			OK
ES PCB-1	100	65.5	15	-	145	Y
ES PCB-3	100	77.8	15	-	145	Y
ES PCB-4	100	83.3	15	-	145	Y
ES PCB-15	100	96.3	15	-	145	Y
ES PCB-19	100	96.6	15	-	145	Y
ES PCB-37	100	84.9	15	-	145	Y
ES PCB-54	100	73	15	-	145	Y
ES PCB-77	100	90	40	-	145	Y
ES PCB-81	100	88.2	40	-	145	Y
ES PCB-104	100	90.4	40	-	145	Y
ES PCB-105	100	104	40	-	145	Y
ES PCB-114	100	101	40	-	145	Y
ES PCB-118	100	101	40	-	145	Y
ES PCB-123	100	102	40	-	145	Y
ES PCB-126	100	106	40	-	145	Y
ES PCB-153	100	102	40	-	145	Y
ES PCB-155	100	94.1	40	-	145	Y
ES PCB-156/157	200	120	40	-	145	Y
ES PCB-167	100	113	40	-	145	Y
ES PCB-169	100	136	40	-	145	Y
ES PCB-170	100	99.1	40	-	145	Y
ES PCB-180	100	90.7	40	-	145	Y
ES PCB-188	100	92.4	40	-	145	Y
ES PCB-189	100	101	40	-	145	Y
ES PCB-202	100	102	40	-	145	Y
ES PCB-205	100	111	40	-	145	Y
ES PCB-206	100	124	40	-	145	Y
ES PCB-208	100	105	40	-	145	Y
ES PCB-209	100	141	40	-	145	Y
CLEANUP STANDARDS						
CS PCB-28	100	89.8	15	-	145	Y
CS PCB-111	100	100	40	-	145	Y
CS PCB-178	100	97.6	40	-	145	Y

Processed: 24 May 2019 11:19 Analyst: ah



FINAL LAB REPORT

Prepared by

SGS NORTH AMERICA

Prepared for

This report is approved by

This document is issued by the Company under its General Conditions of Service accessible at http://www.sgs.com/en/terms_and_conditions.htm. Attention is drawn to the limitation of liability, indemnification and jurisdiction issues defined therein.

SGS remains committed to serving you in the most effective manner. Should you have any questions or need additional information and technical support, please do not hesitate to contact us.

The management and staff of SGS welcomes customer feedback, both positive and negative, as we continually improve our services. Please visit our web site at www.sgs.com/ultratrace and click on the 'Email Us' link or go to our survey [here](#). Thank you for choosing SGS.

Any holder of this document is advised that it is a final submission and supersedes and voids all prior reports with the same report or identification number. The information contained hereon reflects the Company's findings at the time of its intervention only and within the limits of Client's instructions, if any. The Company's sole responsibility in conducting the work herein is to its Client and does not exonerate parties to a transaction from exercising all of their rights and obligations under such applicable transaction documents. This report may be reproduced in full only. The Company expressly disclaims any and all liability for the Client's use of or reliance upon the data contained herein. Any alteration, forgery or falsification of the content or appearance of this document which is not expressly authorized by the Company is unlawful and offenders may be prosecuted to the fullest extent of the law. Results reported relate only to the items tested.



PROJECT INFORMATION SUMMARY *(When applicable, see QC Annotations for details)*

Client Project
SGS Project #
Analytical Protocol(s)
No. Samples Submitted
Additional QC Sample(s)
No. Laboratory Method Blanks
No. OPRs / Batch CS3
Date Received
Condition Received
Temperature upon Receipt (°C)
Extraction within Holding Time
Analysis within Holding Time



QC ANNOTATIONS:

1. Please see Appendices attached for data qualifier/attribute and lab identifier descriptions which may be contained in the project.

APPENDIX A: GENERAL DATA QUALIFIERS / DATA ATTRIBUTES

B	The analyte was found in the method blank, at a concentration that was at least 10% of the concentration in the sample.
C	Two or more congeners co-elute. In EDDs, C denotes the lowest IUPAC congener in a co-elution group and additional co-eluters for the group are shown with the number of the lowest IUPAC co-eluter.
E	The reported concentration exceeds the calibration range (upper point of the calibration curve) and is an estimated value.
EMPC	Represents an Estimated Maximum Possible Concentration. EMPCs arise in cases where the signal/noise ratio is not sufficient for peak identification (the determined ion-abundance ratio is outside the allowed theoretical range), or where there is a co-eluting interference.
H/h	If the standard recovery is below the method or SOP specified value "H" is assigned. If the obtained value is less than half the specified value "h" is assigned.
J	Indicates that an analyte has a concentration below the reporting limit (lowest point of the calibration curve) and is an estimated value.
ND	Indicates a non-detect.
NR or R	Indicates a value that is not reportable.
PR	Due to interference, the associated congener is poorly resolved.
QI	Indicates the presence of a quantitative interference.
SI	Denotes "Single Ion Mode" and is utilized for PCBs where the secondary ion trace has a significantly elevated noise level due to background PFK. Responses for such peaks are calculated using an EMPC approach based solely on the primary ion area(s) and may be considered estimates.
U	The analyte was not detected. The estimated detection limit (EDL) may be reported for this analyte.
V	The labeled standard recovery was found to be outside of the method control limits.



APPENDIX B: DRBC/TMDL SPECIFIC DATA QUALIFIERS / DATA ATTRIBUTES

J	The reported result is an estimate. The value is less than the minimum calibration level but greater than the estimated detection limit (EDL).
U	The analyte was not detected in the sample at the estimated detection limit (EDL).
E	The reported concentration is an estimate. The value exceeds the upper calibration range (upper point of the calibration curve).
D	Dilution Data. Result was obtained from the analysis of a dilution.
B	Analyte found in the sample and associated method blank.
C	Co-eluting congener
Cxx	Co-elutes with the indicated congener, data is reported under the lowest IUPAC congener. 'Xx' denotes the IUPAC number with the lowest numerical designated congener.
NR	Analyte is not reportable because of problems in sample preparation or analysis.
V	Labeled standard recovery is not within method control limits.
X	Results from re-injection/repeat/second-column analysis.
EMPC	Estimated maximum possible concentration. Indicates that a peak is identified but did not meet the method specified ion-abundance ratio.

APPENDIX C: LAB IDENTIFIERS

AR	Indicates use of the archived portion of the sample extract.
CU	Indicates a sample that required additional clean-up prior to MS injection/processing.
D	Indicates a dilution of the sample extract. The number that follows the "D" indicates the dilution factor.
DE	Indicates a dilution performed with the addition of ES (extraction standard) solution.
DUP	Designation for a duplicate sample.
MS	Designation for a matrix spike.
MSD	Designation for a matrix spike duplicate.
RJ	Indicates a reinjection of the sample extract.
S	Indicates a sample split. The number that follows the "S" indicates the split factor.



SGS CERTIFICATIONS

Alaska	17-012
Arkansas	18-042-0
California (ELAP)	ELAP Cert #2914
CLIA	34D1013708
Connecticut	PH-0258
USDA Soil Permit	P330-17-00055
American Association for Laboratory Accreditation (A2LA)	2726.01 (ISO 17025:2005, 2009 TNI, DoD ELAP QSM 5.1)
Florida DOH	E87634
Louisiana DEQ	4115
Louisiana DOH	LA031
Maine	2018018
Massachusetts	M-NC919
Minnesota (Primary NELAP For Method 23)	1535636
Mississippi	Reciprocity
Montana	0106
New Hampshire	208318 & 208518
New Jersey	NC100
New York	11685
North Carolina DEQ	481
North Dakota	R-197
Oregon	NC200002
Pennsylvania	68-03675
South Carolina	99029002
Texas	T104704260
US Coast Guard	16714/159.317/SGS
Vermont	VT-87634
Virginia	10101
Washington	C913
West Virginia	293

Rev. 06-Mar-2019

Sample ID: MW-16-0519

Method 1613B

Client Data		Sample Data		Laboratory Data			
Name:	SLR International Corp	Matrix:	Aqueous	Lab Project ID:	B3350	Date Received:	07-May-2019
Project ID:	Nord Door	Weight/Volume:	0.98 L	Lab Sample ID:	B3350_16740_DF_001	Date Extracted:	11-Jun-2019
Date Collected:	03-May-2019	pH:	6	QC Batch No:	16740	Date Analyzed:	18-Jun-2019
		Split:	-	Dilution:	-	Time Analyzed:	2:57:40
Analyte	Conc. (pg/L)	DL (pg/L)	EMPC (pg/L)	Qualifiers	Standard	ES Recoveries	Qualifiers
2378-TCDD	ND	1.54			ES 2378-TCDD	102	
12378-PeCDD	ND	1.14			ES 12378-PeCDD	93.4	
123478-HxCDD	ND	1.04			ES 123478-HxCDD	91.1	
123678-HxCDD	ND	1.11			ES 123678-HxCDD	85.9	
123789-HxCDD	ND	0.943			ES 123789-HxCDD	90	
1234678-HpCDD	ND	1.45			ES 1234678-HpCDD	95.7	
OCDD	7.21			J	ES OCDD	110	
2378-TCDF	ND	1.49			ES 2378-TCDF	94.6	
12378-PeCDF	ND	1.05			ES 12378-PeCDF	92.7	
23478-PeCDF	ND	1.12			ES 23478-PeCDF	92.3	
123478-HxCDF	ND	0.737			ES 123478-HxCDF	86.7	
123678-HxCDF	ND	0.709			ES 123678-HxCDF	88	
234678-HxCDF	ND	0.739			ES 234678-HxCDF	86.2	
123789-HxCDF	ND	0.767			ES 123789-HxCDF	88.1	
1234678-HpCDF	ND	0.809			ES 1234678-HpCDF	88.1	
1234789-HpCDF	ND	0.89			ES 1234789-HpCDF	91.7	
OCDF	ND	1.2			ES OCDF	108	
Totals					Standard	CS Recoveries	
Total TCDD	ND	1.54	ND		CS 37Cl-2378-TCDD	103	
Total PeCDD	ND	1.14	ND		CS 12347-PeCDD	102	
Total HxCDD	ND	1.03	ND		CS 12346-PeCDF	98.1	
Total HpCDD	ND	1.45	ND		CS 123469-HxCDF	92.1	
					CS 1234689-HpCDF	90.5	
Total TCDF	ND	1.49	ND				
Total PeCDF	ND	1.08	ND				
Total HxCDF	ND	0.736	ND				
Total HpCDF	ND	0.848	ND				
Total PCDD/Fs	7.21		7.21				
WHO-2005 TEQs							
TEQ: ND=0	0.00216		0.00216				
TEQ: ND=DL/2	1.92	1.92	1.92				
TEQ: ND=DL	3.84	3.84	3.84				




5500 Business Drive
Wilmington, NC 28405, USA
www.us.sgs.com

Tel: +1 910 794-1613; Toll-Free 866 846-8290

Sample ID: Method Blank B3350_16740

Method 1613B

Client Data		Sample Data		Laboratory Data			
Name:	SLR International Corp	Matrix:	Aqueous	Lab Project ID:	B3350	Date Received:	n/a
Project ID:	Nord Door	Weight/Volume:	1.00 L	Lab Sample ID	MB1_16740_DF_TLX	Date Extracted:	11-Jun-2019
Date Collected:	n/a	pH:	n/a	QC Batch No:	16740	Date Analyzed:	18-Jun-2019
		Split:	-	Dilution:	-	Time Analyzed:	1:22:44
Analyte	Conc. (pg/L)	DL (pg/L)	EMPC (pg/L)	Qualifiers	Standard	ES Recoveries	Qualifiers
2378-TCDD	ND	1.87			ES 2378-TCDD	94.4	
12378-PeCDD	ND	1.66			ES 12378-PeCDD	89.4	
123478-HxCDD	ND	1.71			ES 123478-HxCDD	90.6	
123678-HxCDD	ND	1.83			ES 123678-HxCDD	86.4	
123789-HxCDD	ND	1.62			ES 123789-HxCDD	84.5	
1234678-HpCDD	ND	2.04			ES 1234678-HpCDD	94.1	
OCDD	ND	2.95			ES OCDD	113	
2378-TCDF	ND	1.88			ES 2378-TCDF	92.9	
12378-PeCDF	ND	1.36			ES 12378-PeCDF	91.9	
23478-PeCDF	ND	1.3			ES 23478-PeCDF	91.9	
123478-HxCDF	ND	0.782			ES 123478-HxCDF	88.1	
123678-HxCDF	ND	0.812			ES 123678-HxCDF	86.4	
234678-HxCDF	ND	0.894			ES 234678-HxCDF	87.8	
123789-HxCDF	ND	0.887			ES 123789-HxCDF	86.7	
1234678-HpCDF	ND	0.773			ES 1234678-HpCDF	88.8	
1234789-HpCDF	ND	0.844			ES 1234789-HpCDF	91.8	
OCDF	ND	1.33			ES OCDF	112	
Totals					Standard	CS Recoveries	
Total TCDD	ND	1.87	ND		CS 37Cl-2378-TCDD	92.4	
Total PeCDD	ND	1.66	ND		CS 12347-PeCDD	95.6	
Total HxCDD	ND	1.72	ND		CS 12346-PeCDF	90.9	
Total HpCDD	ND	2.04	ND		CS 123469-HxCDF	89	
Total TCDF	ND	1.88	ND		CS 1234689-HpCDF	87.7	
Total PeCDF	ND	1.33	ND				
Total HxCDF	ND	0.841	ND				
Total HpCDF	ND	0.807	ND				
Total PCDD/Fs	ND		ND				
WHO-2005 TEQs							
TEQ: ND=0	0		0				
TEQ: ND=DL/2	2.52	2.52	2.52				
TEQ: ND=DL	5.04	5.04	5.04				



5500 Business Drive
Wilmington, NC 28405, USA
www.us.sgs.com
Tel: +1 910 794-1613; Toll-Free 866 846-8290

METHOD 1613B**PCDD/F ONGOING PRECISION AND RECOVERY (OPR)****FORM 8A**

Lab Name: SGS North America
 Initial Calibration: ICAL: MM3_DF_10122018_29OCT2018
 Instrument ID: MM3 GC Column ID: ZB-5ms
 VER Data Filename: 190617R17 Analysis Date: 17-JUN-2019 22:12:49
 Lab ID: OPR1_16740_DF

NATIVE ANALYTES	SPIKE CONC.	CONC. FOUND	RANGE (ng/mL)			OK
2,3,7,8-TCDD	10	11.1	6.7	-	15.8	Y
1,2,3,7,8-PeCDD	50	50.6	35	-	71	Y
1,2,3,4,7,8-HxCDD	50	54.1	35	-	82	Y
1,2,3,6,7,8-HxCDD	50	56.6	38	-	67	Y
1,2,3,7,8,9-HxCDD	50	51.4	32	-	81	Y
1,2,3,4,6,7,8-HpCDD	50	52.9	35	-	70	Y
OCDD	100	111	78	-	144	Y
2,3,7,8-TCDF	10	10.2	7.5	-	15.8	Y
1,2,3,7,8-PeCDF	50	50.4	40	-	67	Y
2,3,4,7,8-PeCDF	50	58	34	-	80	Y
1,2,3,4,7,8-HxCDF	50	52.8	36	-	67	Y
1,2,3,6,7,8-HxCDF	50	53.1	42	-	65	Y
2,3,4,6,7,8-HxCDF	50	53.8	35	-	78	Y
1,2,3,7,8,9-HxCDF	50	50.6	39	-	65	Y
1,2,3,4,6,7,8-HpCDF	50	53.1	41	-	61	Y
1,2,3,4,7,8,9-HpCDF	50	52.1	39	-	69	Y
OCDF	100	106	63	-	170	Y

Contract-required concentration limits for OPR as specified in Table 6,
 Method 1613. 10/94

Processed: 18 Jun 2019 09:56 Analyst: pw

METHOD 1613B

PCDD/F ONGOING PRECISION AND RECOVERY (OPR)

FORM 8B

Lab Name: SGS North America
 Initial Calibration: ICAL: MM3_DF_10122018_29OCT2018
 Instrument ID: MM3 GC Column ID: ZB-5ms
 VER Data Filename: 190617R17 Analysis Date: 17-JUN-2019 22:12:49
 Lab ID: OPR1_16740_DF

LABELED ANALYTES	SPIKE CONC.	CONC. FOUND	RANGE (ng/mL)			OK
13C-2,3,7,8-TCDD	100	95.5	20	-	175	Y
13C-1,2,3,7,8-PeCDD	100	92.6	21	-	227	Y
13C-1,2,3,4,7,8-HxCDD	100	90.1	21	-	193	Y
13C-1,2,3,6,7,8-HxCDD	100	85.4	25	-	163	Y
13C-1,2,3,7,8,9-HxCDD	100	89.3	26	-	166	Y
13C-1,2,3,4,6,7,8-HpCDD	100	97.3	26	-	166	Y
13C-OCDD	200	232	26	-	397	Y
13C-2,3,7,8-TCDF	100	94.9	22	-	152	Y
13C-1,2,3,7,8-PeCDF	100	94.6	21	-	192	Y
13C-2,3,4,7,8-PeCDF	100	97.6	13	-	328	Y
13C-1,2,3,4,7,8-HxCDF	100	86.6	19	-	202	Y
13C-1,2,3,6,7,8-HxCDF	100	85.4	21	-	159	Y
13C-2,3,4,6,7,8-HxCDF	100	86.7	22	-	176	Y
13C-1,2,3,7,8,9-HxCDF	100	88	17	-	205	Y
13C-1,2,3,4,6,7,8-HpCDF	100	90.2	21	-	158	Y
13C-1,2,3,4,7,8,9-HpCDF	100	92.6	20	-	186	Y
13C-OCDF	200	222	26	-	397	Y
CLEANUP STANDARD						
37Cl-2,3,7,8-TCDD	40	38.5	12.4	-	76.4	Y

Contract-required concentration limits for OPR as specified in Table 6,
 Method 1613. 10/94

Processed: 18 Jun 2019 09:56 Analyst: pw