City of Seattle
Seattle Public Utilities

June 2, 2017

Donna Musa
Washington State Department of Ecology
Toxics Cleanup Program
3190 -160th Avenue SE
Bellevue, WA 98008-5452

RE: WAC 173-340-300 MTCA Discovery and Report
Horizon Bus Lines Facility, 4500 West Marginal Way SW, Seattle

Dear Ms. Musa:

WAC 173-340-300 requires that the owner or operator of a facility who has information that a hazardous substance has been released to the environment and may be a threat to human health or the environment shall report such information to the Ecology.

The City of Seattle recently acquired ownership of the parcel located at 4500 West Marginal Way SW in Seattle. Environmental sampling and testing work conducted by EHS-International, Inc. (EHSI) prior to the City's acquisition of the property documented releases of hazardous substances (hydrocarbons and PAHs) at the property. The City is unsure whether these contaminants have been previously reported to Ecology, and although the discovery occurred prior to the City's ownership, because the City is now the owner, the City is submitting this report to ensure compliance with the MTCA reporting regulation.

Please be advised that the City of Seattle acquired this property with the intent of developing the property in the foreseeable future. The City intends to independently incorporate and address remedial efforts during the design phase of that development, with the execution of the remedial action to be coordinated with the construction activities so that the remediation can be accomplished in as cost-effective manner as possible.

Attached are two documents showing the locations and sampling data for the discoveries being reported under this letter. Part 1 includes figures showing the location of the parcel and soil and groundwater data above MTCA criteria. Part 1 also includes tables of all the chemical testing data generated from samples collected in January and February 2017. Part 2 consists of the tables of all the chemical testing data generated from samples collected in November 2016. If you have any questions, feel free to contact the undersigned. Thank you very much.

Seattle Public Utilities Department

By:
Madeline Goddard: Branch Director
Drainage and Wastewater Line of Business

Cc: File
Attachments

Mami Hara, General Manager/CEO
Seattle Public Utilities
PO Box 34018
Seattle, WA 98124-4018

Tel (206) 684-5851
Fax (206) 684-4631
TDD (206) 233-7241
http://www.seattle.gov/util

PAR-1 NO. 1

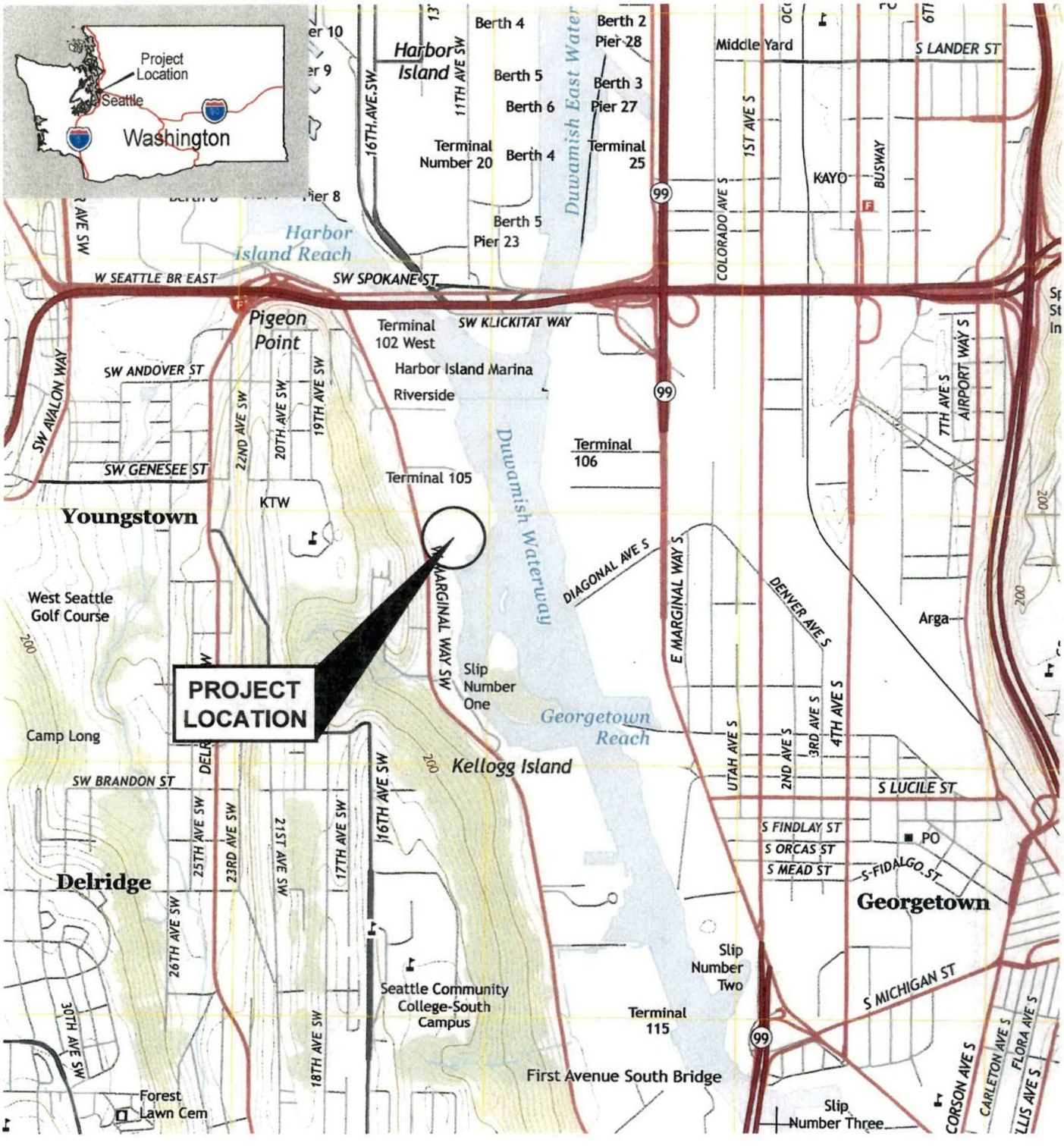

FOR ILLUSTRATIVE PURPOSES ONLY.

SHEET/FIGURE			
1	PROJECT MANAGER:	K. EASTHOUSE	4500 W MARGINAL WAY SW SEATTLE, WA
	EHSI PROJECT #:	10737c-05	
	PREPARED BY:	F. DIMALANTA	
	ISSUE DATE:	03/31/17	
	SCALE:	SHOWN	VICINITY MAP

ehsi
EHS-International, Inc.
1011 SW Klickitat Way, Suite 104
Seattle, Washington 98134
Ph: 206.381.1128
Fax: 206.254.4279

IMAGE REF: GOOGLE MAPS 2015

LEGEND

SUBJECT PROPERTY

FOR ILLUSTRATIVE PURPOSES ONLY.

NORTH

SHEET/FIGURE			
2	PROJECT MANAGER:	K. EASTHOUSE	4500 W MARGINAL WAY SW SEATTLE, WA
	EHSI PROJECT #:	10737c-05	
	PREPARED BY:	F. DIMALANTA	
	ISSUE DATE:	03/31/17	
	SCALE:	NTS	SITE PLAN

ehsi
EHS-International, Inc.
1011 SW Klickitat Way, Suite 104
Seattle, Washington 98134
Ph: 206.381.1128
Fax: 206.254.4279

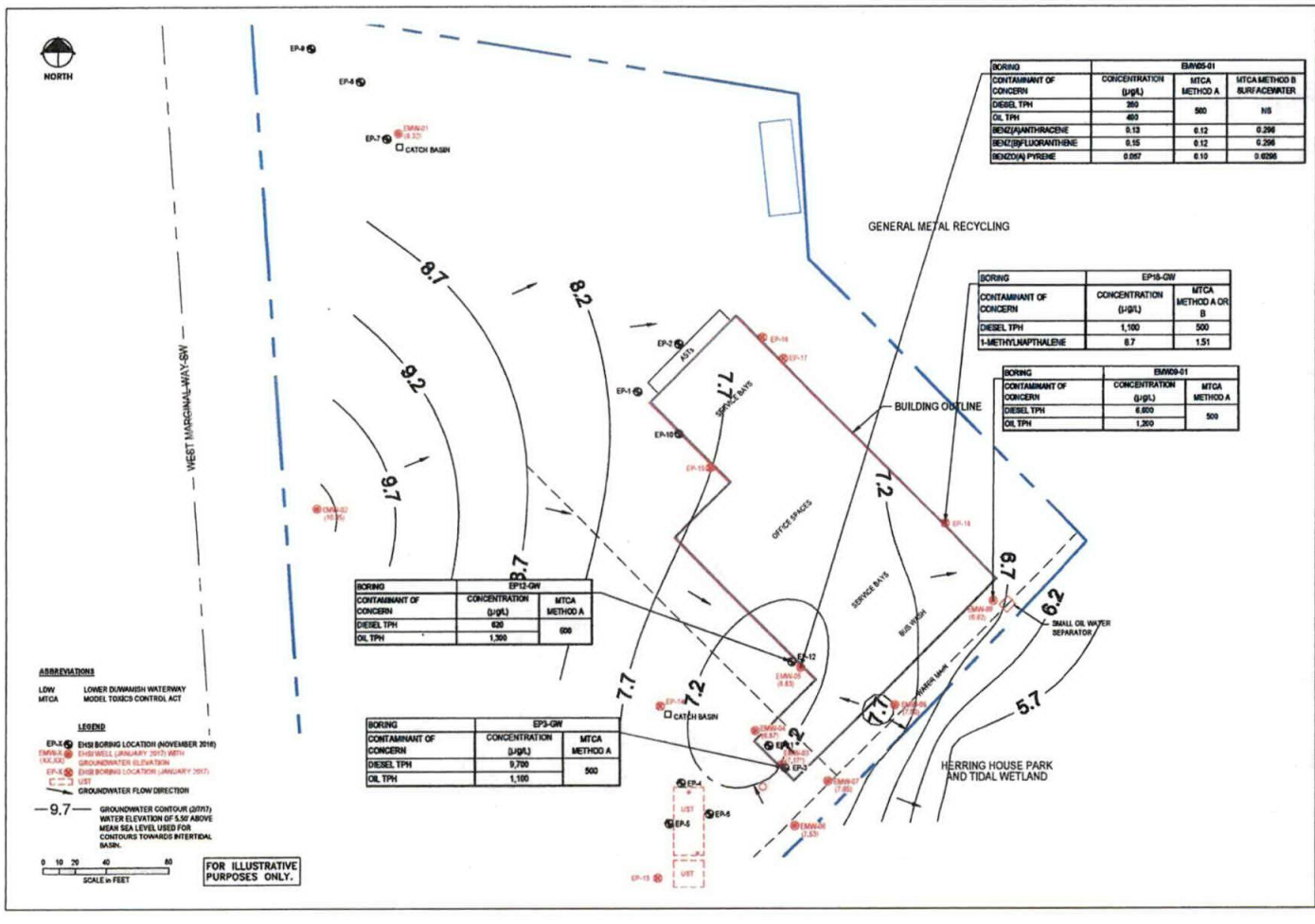

BORING	EP12-GW	
CONTAMINANT OF CONCERN	CONCENTRATION (µg/L)	MTCA METHOD A
DIESEL TPH	620	500
OIL TPH	1,300	

BORING	EP3-GW	
CONTAMINANT OF CONCERN	CONCENTRATION (µg/L)	MTCA METHOD A
DIESEL TPH	9,700	500
OIL TPH	1,100	

BORING	EMW05-01		
CONTAMINANT OF CONCERN	CONCENTRATION (µg/L)	MTCA METHOD A	MTCA METHOD B SURFACEWATER
DIESEL TPH	350	500	NS
OIL TPH	480		
BENZ(A)ANTHRACENE	0.13	0.12	0.296
BENZ(B)FLUORANTHENE	0.15	0.12	0.296
BENZO(A) PYRENE	0.057	0.10	0.0296

BORING	EP15-GW	
CONTAMINANT OF CONCERN	CONCENTRATION (µg/L)	MTCA METHOD A OR B
DIESEL TPH	1,100	500
1-METHYLNAPTHALENE	6.7	1.51

BORING	EMW09-01	
CONTAMINANT OF CONCERN	CONCENTRATION (µg/L)	MTCA METHOD A
DIESEL TPH	6,600	500
OIL TPH	1,200	

ehsi
EHS-International, Inc.
10111 SW Kickitat Way, Suite 104
Seattle, Washington 98134
Ph: 206.381.1120
Fax: 206.254.4279

4500 W MARGINAL WAY SW
SEATTLE, WA

PROJECT MANAGER: K. EASTHOUSE
INSPECTOR:
PAPER SIZE:
EHS PROJECT #: 10737c-05
DRAWN BY: F. DIMALANTA
SCALE: SHOWN
DRAW DATE: 03/27/17

GROUNDWATER DATA ABOVE MTCA

SHEET/FIGURE
3

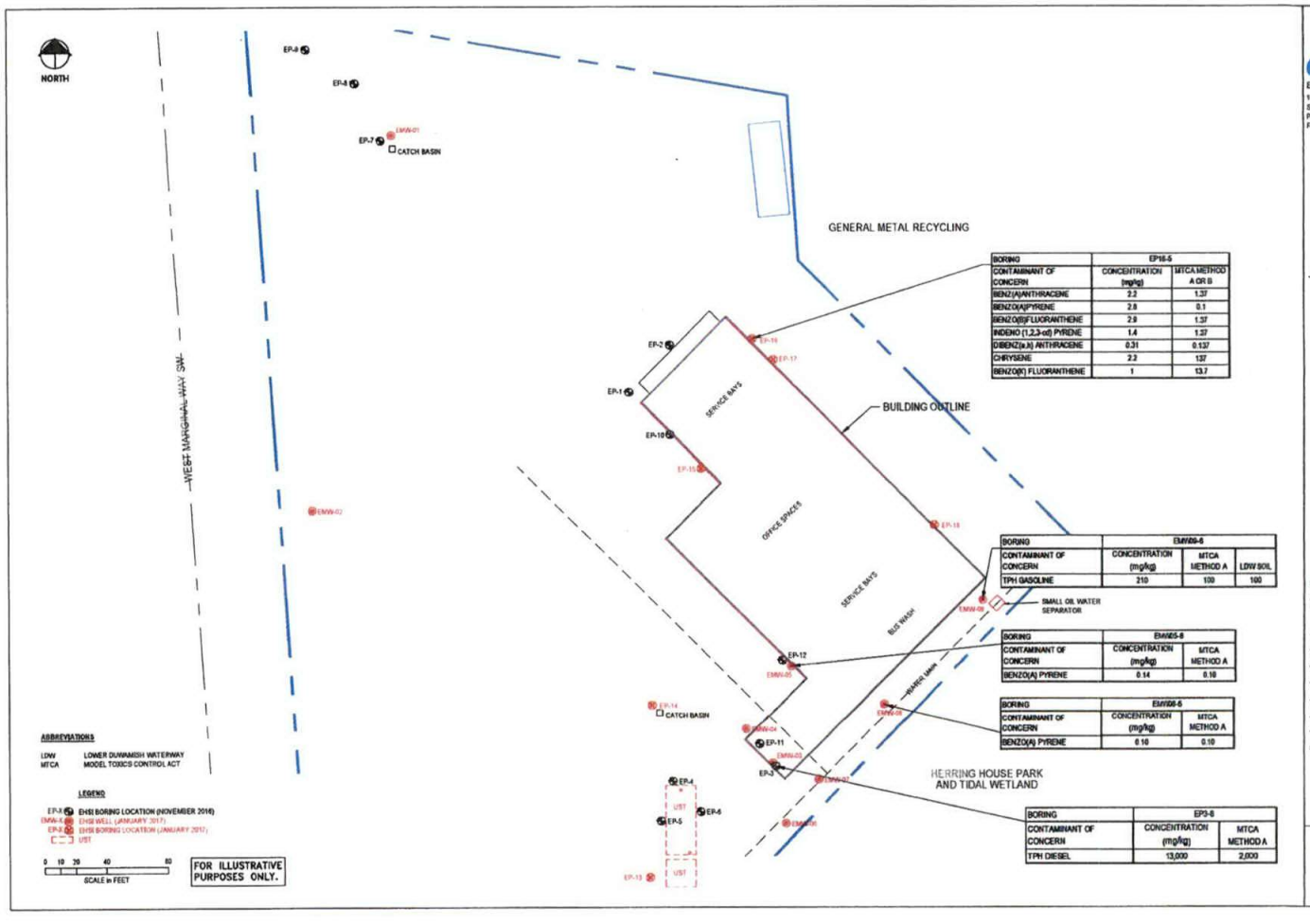

BORING	EP16-5	
CONTAMINANT OF CONCERN	CONCENTRATION (mg/kg)	MTCA METHOD A OR B
BENZ(A)ANTHRACENE	2.2	1.37
BENZO(A)PYRENE	2.8	0.1
BENZO(B)FLUORANTHENE	2.9	1.37
INDENO (1,2,3-cd) PYRENE	1.4	1.37
DIBENZ(a,h) ANTHRACENE	0.31	0.137
CHRYSENE	2.2	137
BENZO(K) FLUORANTHENE	1	13.7

BORING	EMW09-6		
CONTAMINANT OF CONCERN	CONCENTRATION (mg/kg)	MTCA METHOD A	LDW SOIL
TPH GASOLINE	210	100	100

BORING	EMW05-8	
CONTAMINANT OF CONCERN	CONCENTRATION (mg/kg)	MTCA METHOD A
BENZO(A) PYRENE	0.14	0.10

BORING	EMW06-6	
CONTAMINANT OF CONCERN	CONCENTRATION (mg/kg)	MTCA METHOD A
BENZO(A) PYRENE	0.10	0.10

BORING	EP3-6	
CONTAMINANT OF CONCERN	CONCENTRATION (mg/kg)	MTCA METHOD A
TPH DIESEL	13,000	2,000

ehsi
EHS-International, Inc.
1011 SW Klickitat Way, Suite 104
Seattle, Washington 98134
Ph: 206.381.1126
Fax: 206.254.4279

4500 W MARGINAL WAY SW
SEATTLE, WA

PROJECT MANAGER: K. EASTHOUSE
INSPECTOR:
TASK / DATE:
SUBPROJECT #: 10737e-05
DRAWN BY: F. DIMALANTA
SCALE: SHOWN
ISSUE DATE: 03/27/17

SOIL DATA ABOVE MTCA

SHEET/FIGURE
4

TABLES

TABLE 1: SOIL SAMPLE SOURCE INFORMATION	
SOIL SAMPLE IDENTIFICATION	**SAMPLE LOCATION AND DEPTH**
EP13-6	Boring EP13 at 6' BGS (west side of diesel UST).
EP14-5	Boring EP14 at 5' BGS (northwest side of catch basin).
EP15-6	Boring EP15 at 6' BGS (south side of west maintenance bay).
EP16-5	Boring EP16 at 5' BGS (north side of west maintenance bay).
EP17-6	Boring EP17 at 6' BGS (north side of west maintenance bay).
EP18-5	Boring EP18 at 5' BGS (north side of east maintenance bay).
EMW01-5	Well boring EMW01 at 5' BGS (next to catch basin at NWC of site).
EMW03-5	Well boring EMW03 at 5' BGS (next to diesel dispenser).
EMW03-7	Well boring EMW03 at 7' BGS (next to diesel dispenser).
EMW03-10	Well boring EMW03 at 10' BGS (next to diesel dispenser).
EMW04-5	Well boring EMW04 at 5' BGS (northwest of diesel dispenser).
EMW04-6	Well boring EMW04 at 6' BGS (northwest of diesel dispenser).
EMW04-10	Well boring EMW04 at 10' BGS (northwest of diesel dispenser).
EMW05-8	Well boring EMW05 at 8' BGS (south side of east maintance bay).
EMW06-5	Well boring EMW06 at 5' BGS (south of diesel dispenser).
EMW06-6	Well boring EMW06 at 6' BGS (south of diesel dispenser).
EMW06-10	Well boring EMW06 at 10' BGS (south of diesel dispenser).
EMW07-3	Well boring EMW07 at 3' BGS (east of diesel dispenser).
EMW07-5	Well boring EMW07 at 5' BGS (east of diesel dispenser).
EMW07-10	Well boring EMW07 at 10' BGS (east of diesel dispenser).
EMW08-5	Well boring EMW05 at 5' BGS (east of bus wash).
EMW09-6	Well boring EMW09 at 6' BGS (west side of NE oil/water separator).
EMW09-12	Well boring EMW09 at 12' BGS (west side of NE oil/water separator).
EMW09-15	Well boring EMW09 at 15' BGS (west side of NE oil/water separator).
EMW09-20	Well boring EMW09 at 20' BGS (west side of NE oil/water separator).

TABLE 2: GROUNDWATER SAMPLE SOURCE INFORMATION	
GROUNDWATER SAMPLE IDENTIFICATION	SAMPLE LOCATION
EP13-GW	Boring EP13, near west side of diesel UST.
EP14-GW	Boring EP14, next to catch basin by USTs.
EP15-GW	Boring EP15, south side of west maintenance bay.
EP16-GW	Boring EP16, north side of west maintenance bay.
EP17-GW	Boring EP17, north side of west maintenance bay.
EP18-GW	Boring EP18, north side of east maintenance bay.
EMW01-01	Well EMW01, next to catch basin at northwest portion of site.
EMW02-01	Well EMW02, along west side of site.
EMW03-01	Well EMW03, next to diesel dispenser.
EMW04-01	Well EMW-04, northwest of diesel dispenser.
EMW05-01	Well EMW05, south side of east maintance bay.
EMW06-01.	Well EMW06, south of diesel dispenser.
EMW07-01	Well EMW07, east of diesel dispenser.
EMW08-01	Well EMW08, east of bus wash.
EMW09-01	Well EMW09, next to northeast oil/water separator.
EMW09-01 Dup.	Duplicate sample of EMW09-01.

TABLE 3: MONITORING WELL WATER LEVEL MEASUREMENTS 7-Feb-17			
MONITORING WELL	**TOP OF CASING ELEVATION (Feet)**	**STATIC WATER LEVEL (Feet Below TOC1)**	**GROUNDWATER ELEVATION**
EMW01	11.54	3.22	8.32
EMW02	12.30	1.85	10.45
EMW03	12.09	4.92	7.17
EMW04	11.98	5.11	6.87
EMW05	12.06	5.23	6.83
EMW06	12.14	4.61	7.53
EMW07	11.98	4.33	7.65
EMW08	11.42	3.52	7.90
EMW09	12.11	5.19	6.92

Explanation:
Static water level measured in feet below top of casing.

Table 4: Total Petroleum Hydrocarbons
Soil Sampling Results (I)

Bus Maintenance Facility, Project #10737c
Seattle, Washington

Sample Number	Date	Gasoline Range	Diesel Range	Motor Oil Range	Benzene	Toluene	Ethylbenzene	Total Xylenes
EP13-6	1/31/2017	<2	<50	<250	<0.02	<0.02	<0.02	<0.06
EP14-5	1/31/2017	<2	<50	<250	<0.02	<0.02	<0.02	<0.06
EP15-6	1/31/2017	<2	<50	<250	<0.02	<0.02	<0.02	<0.06
EP16-5	1/31/2017	<2	**78 x**	**380**	<0.02	<0.02	<0.02	<0.06
EP17-6	1/31/2017	<2	<50	<250	<0.02	<0.02	<0.02	<0.06
EP18-5	1/31/2017	<2	**1,400**	<250	<0.02	<0.02	<0.02	<0.06
EMW03-5	2/2/2017	N/T	<50	<250	N/T	N/T	N/T	N/T
EMW03-7	2/2/2017	N/T	<50	<250	N/T	N/T	N/T	N/T
EMW03-10	2/2/2017	N/T	<50	<250	N/T	N/T	N/T	N/T
EMW04-5	2/2/2017	N/T	<50	<250	N/T	N/T	N/T	N/T
EMW04-6	2/2/2017	N/T	<50	<250	N/T	N/T	N/T	N/T
EMW04-10	2/2/2017	N/T	<50	<250	N/T	N/T	N/T	N/T
EMW05-8	2/2/2017	N/T	<50	<250	N/T	N/T	N/T	N/T
EMW06-5	2/2/2017	N/T	<50	<250	N/T	N/T	N/T	N/T
EMW06-6	2/2/2017	N/T	<50	<250	N/T	N/T	N/T	N/T
EMW06-10	2/2/2017	N/T	<50	<250	N/T	N/T	N/T	N/T
EMW07-3	2/2/2017	N/T	<50	<250	N/T	N/T	N/T	N/T
EMW07-5	2/2/2017	N/T	<50	<250	N/T	N/T	N/T	N/T
EMW07-10	2/2/2017	N/T	<50	<250	N/T	N/T	N/T	N/T
EMW08-5	2/2/2017	<2	<50	<250	<0.02	<0.02	<0.02	<0.06
MTCA Cleanup Levels:								
Soil, Method A		30* / 100	2,000.00	2,000.00	0.03	7.00	6.00	9.00
Soil, Method B, Cancer		NS	NS	NS	18.20	NS	NS	NS
Soil, Method B, Non-cancer		NS	NS	NS	320.00	6,400.00	8,000.00	16,000.00

Table 4: Total Petroleum Hydrocarbons
Soil Sampling Results (I)

Bus Maintenance Facility, Project #10737c
Seattle, Washington

Sample Number	Date	Gasoline Range	Diesel Range	Motor Oil Range	Benzene	Toluene	Ethylbenzene	Total Xylenes
EMW09-6	2/2/2017	**210**	**810**	<250	<0.02	<0.02	**0.033**	**0.071**
EMW09-12	2/2/2017	**24**	**270**	<250	<0.02	<0.02	<0.02	<0.06
EMW09-15	2/2/2017	<2	<50	<250	<0.02	<0.02	<0.02	<0.06
EMW09-20	2/2/2017	<2	<50	<250	<0.02	<0.02	<0.02	<0.06
MTCA Cleanup Levels:								
Soil, Method A		30/ 100	2,000	2,000	0.03	7	6	9
Soil, Method B, Cancer		NS	NS	NS	18.20	NS	NS	NS
Soil, Method B, Non-cancer		NS	NS	NS	320.00	6,400.00	8,000.00	16,000.00

Notes:
(I): Sampling results compared to MTCA Method A and Method B cleanup levels.
Concentrations are reported in mg/kg (ppm)
Detections are **bolded**. Exceedances of MTCA are **bolded** and shaded.
Samples analyzed by Friedman & Bruya, Inc.
NS - No Standard
N/T: Not Tested

Table 5: Total Petroleum Hydrocarbons
Groundwater Sampling Results (I)

Bus Maintenance Facility, Project #10737c
Seattle, Washington

Sample Number	Date	Gasoline Range	Diesel Range	Motor Oil Range	Benzene	Toluene	Ethyl benzene	Total Xylenes
EP13-GW	1/31/2017	<100	**140 x**	<250	<1	<1	<1	<3
EP14-GW	1/31/2017	<100	**150 x**	<250	<1	<1	<1	<3
EP15-GW	1/31/2017	<100	**180 x**	**270 x**	<1	<1	<1	<3
EP16-GW	1/31/2017	<100	**120 x**	<250	<1	<1	<1	<3
EP18-GW	1/31/2017	**190**	**1,100 x**	**270 x**	<1	<1	<1	<3
OWS-01	3/17/2017	<500	**14,000 x**	**16,000**	<1.7	<5	<5	<15
MTCA Cleanup Levels:								
Groundwater, Method A		800/ 1000	500.00	500.00	5.00	1,000.00	700.00	1,000.00
Groundwater, Method B, Cancer		NS	NS	NS	0.795	NS	NS	NS
Groundwater, Method B, Non-cancer		NS	NS	NS	32.00	640.00	800.00	1,600.00
Surface Water, Method B, Cancer		NS	NS	NS	22.70	NS	NS	NS
Surface Water, Method B, Non-cancer		NS	NS	NS	1,990.00	18,900.00	6,820.00	NS
Surface Water, Method B, Aquatic Life Marine/Chronic WAC 173-201A		NS	NS	NS	NS	NS	NS	NS

Notes:
(I): Sampling results compared to MTCA Method and Method B Cleanup Levels.
Concentrations are reported in µg/L (ppb)
Detections are **bolded**. Exceedances of MTCA are **bolded** and shaded.
N/T: Not Tested
NS - No Standard
Samples analyzed by Friedman & Bruya, Inc.

Table 6: Volatile Compounds
Soil Sampling Results (I)

Bus Maintenance Facility , Project #10737c
Seattle, Washington

Sample Number	Date	Dichloro difluoro methane	Chloromethane	Vinyl chloride	Bromomethane	Chloroethane	Trichloro fluoro methane	Acetone
EP15-6	1/31/2017	<0.5	<0.5	<0.05	<0.5	<0.5	<0.5	<0.5
EP16-5	1/31/2017	<0.5	<0.5	<0.05	<0.5	<0.5	<0.5	<0.5
EP17-6	1/31/2017	<0.5	<0.5	<0.05	<0.5	<0.5	<0.5	<0.5
EP18-6	1/31/2017	<0.5	<0.5	<0.05	<0.5	<0.5	<0.5	<0.5
EMW08-5	2/2/2017	<0.5	<0.5	<0.05	<0.5	<0.5	<0.5	<0.5
EMW09-12	2/2/2017	<0.5	<0.5	<0.05	<0.5	<0.5	<0.5	<0.5
MTCA Cleanup Levels:								
Soil, Method A		NS	NS	NS	NS	NS	NS	NS
Soil, Method B, Cancer		NS	NS	NS	NS	NS	NS	NS
Soil, Method B, Non-cancer		16,000.00	NS	240.00	112.00	NS	24,000.00	72,000.00

ehsi
EHS International, Inc.

Table 6: Volatile Compounds
Soil Sampling Results (I)

Bus Maintenance Facility , Project #10737c
Seattle, Washington

Sample Number	Date	1, 1-Dichloro ethene	Hexane	Methylene Chloride	Methyl t-butyl Ether (MTBE)	Trans-1,2-Dichloroethene	1,1-Dichloro ethane	2,2-Dichloropropane
EP15-6	1/31/2017	<0.05	<0.25	<0.5	<0.05	<0.05	<0.05	<0.05
EP16-5	1/31/2017	<0.05	<0.25	<0.5	<0.05	<0.05	<0.05	<0.05
EP17-6	1/31/2017	<0.05	<0.25	<0.5	<0.05	<0.05	<0.05	<0.05
EP18-6	1/31/2017	<0.05	<0.25	<0.5	<0.05	<0.05	<0.05	<0.05
EMW08-5	2/2/2017	<0.05	<0.25	<0.5	<0.05	<0.05	<0.05	<0.05
EMW09-12	2/2/2017	<0.05	<0.25	<0.5	<0.05	<0.05	<0.05	<0.05
MTCA Cleanup Levels:								
Soil, Method A		NS	NS	0.02	0.10	NS	NS	NS
Soil, Method B, Cancer		NS	NS	500.00	556.00	NS	175.00	NS
Soil, Method B, Non-cancer		4,000.00	4,800.00	480.00	NS	1,600.00	16,000.00	NS

ehsi
EHS International, Inc.

Table 6: Volatile Compounds
Soil Sampling Results (I)

Bus Maintenance Facility , Project #10737c
Seattle, Washington

Sample Number	Date	cis-1,2-Dichloroethene	Chloroform	1,1,1-Trichloroethane	Carbon Tetrachloride	1,1-Dichloro propane	1,2-Dichloroethane	Trichloroethene
EP15-6	1/31/2017	<0.05	<0.05	<0.05	<0.05	<0.05	<0.05	<0.02
EP16-5	1/31/2017	<0.05	<0.05	<0.05	<0.05	<0.05	<0.05	<0.02
EP17-6	1/31/2017	<0.05	<0.05	<0.05	<0.05	<0.05	<0.05	<0.02
EP18-6	1/31/2017	<0.05	<0.05	<0.05	<0.05	<0.05	<0.05	<0.02
EMW08-5	2/2/2017	<0.05	<0.05	<0.05	<0.05	<0.05	<0.05	<0.02
EMW09-12	2/2/2017	<0.05	<0.05	<0.05	<0.05	<0.05	<0.05	<0.02
MTCA Cleanup Levels:								
Soil, Method A		NS	NS	2.00	NS	NS	NS	0.03
Soil, Method B, Cancer		NS	32.30	NS	14.30	27.80	NS	12.00
Soil, Method B, Non-cancer		160.00	800.00	160,000.00	320.00	7,200.00	480.00	40.00

ehsi
EHS International, Inc.

Table 6: Volatile Compounds
Soil Sampling Results (I)

Bus Maintenance Facility , Project #10737c
Seattle, Washington

Sample Number	Date	1,2-Dichloro propane	Dibromo methane	Bromodichlorom ethane	cis-1,3-Dichloro propane	Trans-1,3-Dichloro propane	1,1,2-Trichloroethane	Tetrachloro ethane
EP15-6	1/31/2017	<0.05	<0.05	<0.05	<0.05	<0.05	<0.05	<0.025
EP16-5	1/31/2017	<0.05	<0.05	<0.05	<0.05	<0.05	<0.05	<0.025
EP17-6	1/31/2017	<0.05	<0.05	<0.05	<0.05	<0.05	<0.05	<0.025
EP18-6	1/31/2017	<0.05	<0.05	<0.05	<0.05	<0.05	<0.05	<0.025
EMW08-5	2/2/2017	<0.05	<0.05	<0.05	<0.05	<0.05	<0.05	<0.025
EMW09-12	2/2/2017	<0.05	<0.05	<0.05	<0.05	<0.05	<0.05	<0.025
MTCA Cleanup Levels:								
Soil, Method A		NS	NS	NS	NS	NS	NS	0.05
Soil, Method B, Cancer		27.80	NS	16.10	10.00	10.00	17.50	476.00
Soil, Method B, Non-cancer		7,200.00	800.00	1,600.00	2,400.00	2,400.00	320.00	480.00

ehsi
EHS International, Inc.

Table 6: Volatile Compounds
Soil Sampling Results (I)

Bus Maintenance Facility , Project #10737c
Seattle, Washington

Sample Number	Date	1,3-Dichloro propane	Dibromochloro methane	1,2-Dibromoethane	Chlorobenzene	1,1,1,2-Tetrachloro ethane	Styrene	Bromoform
EP15-6	1/31/2017	<0.05	<0.05	<0.05	<0.05	<0.05	<0.05	<0.05
EP16-5	1/31/2017	<0.05	<0.05	<0.05	<0.05	<0.05	<0.05	<0.05
EP17-6	1/31/2017	<0.05	<0.05	<0.05	<0.05	<0.05	<0.05	<0.05
EP18-6	1/31/2017	<0.05	<0.05	<0.05	<0.05	<0.05	<0.05	<0.05
EMW08-5	2/2/2017	<0.05	<0.05	<0.05	<0.05	<0.05	<0.05	<0.05
EMW09-12	2/2/2017	<0.05	<0.05	<0.05	<0.05	<0.05	<0.05	<0.05
MTCA Cleanup Levels:								
Soil, Method A		NS	NS	0.005	NS	NS	NS	NS
Soil, Method B, Cancer		NS	11.90	0.50	NS	38.50	NS	127.00
Soil, Method B, Non-cancer		NS	1,600.00	720.00	1,600.00	2,400.00	16,000.00	1,600.00

ehsi
EHS International, Inc.

Table 6: Volatile Compounds
Soil Sampling Results (I)

Bus Maintenance Facility , Project #10737c
Seattle, Washington

Sample Number	Date	Isopropyl benzene	1,2,3 Trichloro propane	Bromobenzene	1,1,2,2-Tetrachloro ethane	n-Propylbenzene	2-Chlorotoluene	4-Chlorotoluene
EP15-6	1/31/2017	<0.05	<0.05	<0.05	<0.05	<0.05	<0.05	<0.05
EP16-5	1/31/2017	<0.05	<0.05	<0.05	<0.05	<0.05	<0.05	<0.05
EP17-6	1/31/2017	<0.05	<0.05	<0.05	<0.05	<0.05	<0.05	<0.05
EP18-6	1/31/2017	<0.05	<0.05	<0.05	<0.05	<0.05	<0.05	<0.05
EMW08-5	2/2/2017	<0.05	<0.05	<0.05	<0.05	<0.05	<0.05	<0.05
EMW09-12	2/2/2017	<0.05	<0.05	<0.05	<0.05	<0.05	<0.05	<0.05
MTCA Cleanup Levels:								
Soil, Method A		NS	NS	NS	NS	NS	NS	NS
Soil, Method B, Cancer		NS	0.03	NS	5.0	NS	NS	NS
Soil, Method B, Non-cancer		8,000.00	320.00	NS	2,400.00	8,000.00	1,600.00	NS

ehsi
EHS International, Inc.

Table 6: Volatile Compounds
Soil Sampling Results (I)

Bus Maintenance Facility , Project #10737c
Seattle, Washington

Sample Number	Date	1,3,5-Trimethyl benzene	tert-Butyl benzene	1,2,4-Trimethyl benzene	sec-Butylbenzene	1,3-Dichloro benzene	Isopropyl toluene	1,4-Dichlorobenzene
EP15-6	1/31/2017	<0.05	<0.05	<0.05	<0.05	<0.05	<0.05	<0.05
EP16-5	1/31/2017	<0.05	<0.05	<0.05	<0.05	<0.05	<0.05	<0.05
EP17-6	1/31/2017	<0.05	<0.05	<0.05	<0.05	<0.05	<0.05	<0.05
EP18-6	1/31/2017	<0.05	<0.05	<0.05	<0.05	<0.05	<0.05	<0.05
EMW08-5	2/2/2017	<0.05	<0.05	<0.05	<0.05	<0.05	<0.05	<0.05
EMW09-12	2/2/2017	<0.05	<0.05	<0.05	<0.05	<0.05	<0.05	<0.05
MTCA Cleanup Levels:								
Soil, Method A		NS	NS	NS	NS	NS	NS	NS
Soil, Method B, Cancer		NS	NS	NS	NS	NS	NS	185.00
Soil, Method B, Non-cancer		800.00	8,000.00	NS	8,000.00	NS	NS	5,600.00

ehsi
EHS International, Inc.

Table 6: Volatile Compounds
Soil Sampling Results (I)

Bus Maintenance Facility , Project #10737c
Seattle, Washington

Sample Number	Date	1,2-Dichloro benzene	n-Butylbenzene	1,2-Dibromo-3-Chloropropane	1,2,4-Trichloro benzene	Hexachloro-1,3-butadiene	Naphthalene	1,2,3-Trichlorobenzene
EP15-6	1/31/2017	<0.05	<0.05	<0.5	<0.25	<0.25	<0.05	<0.25
EP16-5	1/31/2017	<0.05	<0.05	<0.5	<0.25	<0.25	<0.05	<0.25
EP17-6	1/31/2017	<0.05	<0.05	<0.5	<0.25	<0.25	<0.05	<0.25
EP18-6	1/31/2017	<0.05	<0.05	<0.5	<0.25	<0.25	<0.05	<0.25
EMW08-5	2/2/2017	<0.05	<0.05	<0.5	<0.25	<0.25	<0.05	<0.25
EMW09-12	2/2/2017	<0.05	<0.05	<0.5	<0.25	<0.25	<0.05	<0.25
MTCA Cleanup Levels:								
Soil, Method A		NS	NS	NS	NS	NS	5.00	NS
Soil, Method B, Cancer		NS	NS	1.25	NS	12.80	NS	NS
Soil, Method B, Non-cancer		7,200.00	4,000.00	16.00	7,200.00	80.00	1,600.00	NS

ehsi
EHS International, Inc.

Table 6: Volatile Compounds
Soil Sampling Results (I)

Bus Maintenance Facility , Project #10737c
Seattle, Washington

Sample Number	Date	2-Butanone (MEK)	4-Methyl-2-pentanone	2-Hexanone
EP15-6	1/31/2017	<0.5	<0.5	<0.5
EP16-5	1/31/2017	<0.5	<0.5	<0.5
EP17-6	1/31/2017	<0.5	<0.5	<0.5
EP18-6	1/31/2017	<0.5	<0.5	<0.5
EMW08-5	2/2/2017	<0.5	<0.5	<0.5
EMW09-12	2/2/2017	<0.5	<0.5	<0.5

MTCA Cleanup Levels:

Soil, Method A	NS	NS	NS
Soil, Method B, Cancer	48,000.00	6,400.00	NS
Soil, Method B, Non-cancer	NS	NS	NS

Notes:
(I): Sampling results compared to MTCA Method A and Method B cleanup levels.
Concentrations are reported in mg/kg (ppm)
Detections are **bolded**. Exceedances of MTCA are **bolded** and shaded.
Dup: Duplicate
N/T: Not Tested
NS: No Standard
Samples analyzed by Friedman & Bruya, Inc.

ehsi
EHS International, Inc.

Table 7: Volatile Compounds
Groundwater Sampling Results (I)

Bus Maintenance Facility, Project #10737c
Seattle, Washington

Sample Number	Date	Dichloro difluoro methane	Chloro methane	Vinyl chloride	Bromo methane	Chloroethane	Trichloro fluoro methane	Acetone
EP15-GW	1/31/2017	<1	<10	<0.2	<1	<1	<1	<10
EP16-GW	1/31/2017	<1	<10	<0.2	<1	<1	<1	<10
EP17-GW	1/31/2017	<1	<10	<0.2	<1	<1	<1	<10
EP18-GW	1/31/2017	<1	<10	<0.2	<1	<1	<1	<10
OWS-01	3/17/2017	<5	<50	<1	<5	<5	<5	<50
MTCA Cleanup Levels:								
Groundwater, Method A		NS	NS	0.20	NS	NS	NS	NS
Groundwater, Method B, Cancer		NS	NS	Ecology Guidance	NS	NS	NS	NS
Groundwater, Method B, Non cancer		1,600.00	NS	24.00	11.20	NS	2,400.00	7,200.00
Surface Water, Method B, Cancer		NS	27.50	Ecology Guidance	NS	NS	NS	NS
Surface Water, Method B, Non-cancer		NS	13,600.00	6,480.00	955.00	NS	NS	NS
Surface Water, Method B, Aquatic Life Marine/Chronic WAC 173-201A		NS	NS	NS	NS	NS	NS	NS

ehsi
EHS-International, Inc.

Table 7: Volatile Compounds
Groundwater Sampling Results (I)

Bus Maintenance Facility, Project #10737c
Seattle, Washington

Sample Number	Date	1, 1-Dichloro ethene	Hexane	Methylene Chloride	Methyl t-butyl Ether (MTBE)	Trans-1,2-Dichloro ethene	1,1-Dichloro ethane
EP15-GW	1/31/2017	<1	<1	<5	<1	<1	<1
EP16-GW	1/31/2017	<1	<1	<5	<1	<1	<1
EP17-GW	1/31/2017	<1	<1	<5	<1	<1	<1
EP18-GW	1/31/2017	<1	<1	<5	<1	<1	<1
OWS-01	3/17/2017	<5	<5	<25	<5	<5	<5
MTCA Cleanup Levels:							
Groundwater, Method A		NS	NS	5.00	20.00	NS	NS
Groundwater, Method B, Cancer		NS	NS	21.88	24.31	NS	7.68
Groundwater, Method B, Non cancer		400.00	480.00	48.00	NS	160.00	1,600.00
Surface Water, Method B, Cancer		NS	NS	3,600.00	NS	NS	NS
Surface Water, Method B, Non-cancer		23,100.00	NS	17,300.00	NS	32,400.00	NS
Surface Water, Method B, Aquatic Life Marine/Chronic WAC 173-201A		NS	NS	NS	NS	NS	NS

ehsi
EHS-International, Inc.

Table 7: Volatile Compounds
Groundwater Sampling Results (I)

Bus Maintenance Facility, Project #10737c
Seattle, Washington

Sample Number	Date	2,2-Dichloro propane	cis-1,2-Dichloro ethene	Chloroform	2-Butanone (MEK)	1,2-Dichloro ethane (EDC)	1,1,1-Trichloro ethane	1,1-Dichloro propene
EP15-GW	1/31/2017	<1	<1	<1	<10	<1	<1	<1
EP16-GW	1/31/2017	<1	<1	<1	<10	<1	<1	<1
EP17-GW	1/31/2017	<1	<1	<1	<10	<1	<1	<1
EP18-GW	1/31/2017	<1	<1	<1	<10	<1	<1	<1
OWS-01	3/17/2017	<5	<5	<5	<50	<5	<5	<5
MTCA Cleanup Levels:								
Groundwater, Method A		NS	NS	NS	NS	5.00	200.00	NS
Groundwater, Method B, Cancer		NS	NS	1.41	NS	0.48	NS	NS
Groundwater, Method B, Non cancer		NS	16.00	80.00	4,800.00	48.00	16,000.00	NS
Surface Water, Method B, Cancer		NS	NS	55.00	NS	59.40	NS	NS
Surface Water, Method B, Non-cancer		NS	NS	6,820.00	NS	13,000.00	926,000.00	NS
Surface Water, Method B, Aquatic Life Marine/Chronic WAC 173-201A		NS	NS	NS	NS	NS	NS	NS

ehsi
EHS-International, Inc.

Table 7: Volatile Compounds
Groundwater Sampling Results (I)

Bus Maintenance Facility, Project #10737c
Seattle, Washington

Sample Number	Date	Carbontetra chloride	Trichloro ethene	1,2-Dichloro propane	Bromo dichloro methane	Dibromo methane	4-Methyl-2-pentanone
EP15-GW	1/31/2017	<1	<1	<1	<1	<1	<10
EP16-GW	1/31/2017	<1	<1	<1	<1	<1	<10
EP17-GW	1/31/2017	<1	<1	<1	<1	<1	<10
EP18-GW	1/31/2017	<1	<1	<1	<1	<1	<10
OWS-01	3/17/2017	<5	<5	<5	<5	<5	<50
MTCA Cleanup Levels:							
Groundwater, Method A		NS	5.00	NS	NS	NS	NS
Groundwater, Method B, Cancer		0.63	0.54	1.22	0.71	NS	NS
Groundwater, Method B, Non cancer		32.00	4.00	720.00	160.00	80.00	640.00
Surface Water, Method B, Cancer		4.87	12.80	43.90	27.50	NS	NS
Surface Water, Method B, Non-cancer		546.00	118.00	56,900.00	13,600.00	955.00	NS
Surface Water, Method B, Aquatic Life Marine/Chronic WAC 173-201A		NS	NS	NS	NS	NS	NS

ehsi
EHS-International, Inc.

Table 7: Volatile Compounds
Groundwater Sampling Results (I)

Bus Maintenance Facility, Project #10737c
Seattle, Washington

Sample Number	Date	cis-1,3-Dichloro propene	trans-1,3-Dichloro propene	1,1,2-Trichloro ethane	2-Hexanone	1,3-Dichloro propane	Tetrachloro ethene	Dibromo chloro methane
EP15-GW	1/31/2017	<1	<1	<1	<10	<1	<1	<1
EP16-GW	1/31/2017	<1	<1	<1	<10	<1	<1	<1
EP17-GW	1/31/2017	<1	<1	<1	<10	<1	<1	<1
EP18-GW	1/31/2017	<1	<1	<1	<10	<1	<1	<1
OWS-01	3/17/2017	<5	<5	<5	<50	<5	<5	<5
MTCA Cleanup Levels:								
Groundwater, Method A		NS	NS	NS	NS	NS	5.00	NS
Groundwater, Method B, Cancer		0.44	0.44	0.77	NS	NS	20.83	0.52
Groundwater, Method B, Non cancer		240.00	240.00	32.00	NS	NS	48.00	160.00
Surface Water, Method B, Cancer		34.10	34.10	25.30	NS	NS	99.60	20.30
Surface Water, Method B, Non-cancer		40,900.00	40,900.00	2,300.00	NS	NS	502.00	13,600.00
Surface Water, Method B, Aquatic Life Marine/Chronic WAC 173-201A		NS	NS	NS	NS	NS	NS	NS

ehsi
EHS-International, Inc.

Table 7: Volatile Compounds
Groundwater Sampling Results (I)

Bus Maintenance Facility, Project #10737c
Seattle, Washington

Sample Number	Date	1,2-Dibromo ethane (EDB)	Chloro benzene	1,1,1,2-Tetra chloro ethane	Styrene	Isopropyl benzene	Bromoform
EP15-GW	1/31/2017	<1	<1	<1	<1	<1	<1
EP16-GW	1/31/2017	<1	<1	<1	<1	<1	<1
EP17-GW	1/31/2017	<1	<1	<1	<1	<1	<1
EP18-GW	1/31/2017	<1	<1	<1	<1	<1	<1
OWS-01	3/17/2017	<5	<5	<5	<5	<5	<5
MTCA Cleanup Levels:							
Groundwater, Method A		0.01	NS	NS	NS	NS	NS
Groundwater, Method B, Cancer		0.02	NS	1.68	NS	NS	5.54
Groundwater, Method B, Non cancer		72.00	160.00	240.00	1,600.00	800.00	160.00
Surface Water, Method B, Cancer		NS	NS	NS	NS	NS	21.60
Surface Water, Method B, Non-cancer		NS	5,190.00	NS	NS	NS	13,600.00
Surface Water, Method B, Aquatic Life Marine/Chronic WAC 173-201A		NS	NS	NS	NS	NS	NS

ehsi
EHS-International, Inc.

Table 7: Volatile Compounds
Groundwater Sampling Results (I)

Bus Maintenance Facility, Project #10737c
Seattle, Washington

Sample Number	Date	n-Propyl benzene	Bromo benzene	1,3,5-Trimethyl benzene	1,1,2,2-Tetrachloro ethane	1,2,3-Trichloro propane	2-Chloro toluene	4-Chloro toluene
EP15-GW	1/31/2017	<1	<1	<1	<1	<1	<1	<1
EP16-GW	1/31/2017	<1	<1	<1	<1	<1	<1	<1
EP17-GW	1/31/2017	<1	<1	<1	<1	<1	<1	<1
EP18-GW	1/31/2017	<1	<1	<1	<1	<1	<1	<1
OWS-01	3/17/2017	<5	<5	<5	<5	<5	<5	<5
MTCA Cleanup Levels:								
Groundwater, Method A		NS	NS	NS	NS	NS	NS	NS
Groundwater, Method B, Cancer		NS	NS	NS	0.22	0.00	NS	NS
Groundwater, Method B, Non cancer		800.00	NS	80.00	160.00	32.00	160.00	NS
Surface Water, Method B, Cancer		NS	NS	NS	6.48	NS	NS	NS
Surface Water, Method B, Non-cancer		NS	NS	NS	10,400.00	NS	NS	NS
Surface Water, Method B, Aquatic Life Marine/Chronic WAC 173-201A		NS	NS	NS	NS	NS	NS	NS

ehsi
EMS-International, Inc.

Table 7: Volatile Compounds
Groundwater Sampling Results (I)

Bus Maintenance Facility, Project #10737c
Seattle, Washington

Sample Number	Date	tert-Butyl benzene	1,2,4-Trimethyl benzene	sec-Butyl benzene	Isopropyl toluene	1,3-Dichloro benzene	1,4-Dichloro benzene
EP15-GW	1/31/2017	<1	<1	<1	<1	<1	<1
EP16-GW	1/31/2017	<1	<1	<1	<1	<1	<1
EP17-GW	1/31/2017	<1	<1	<1	<1	<1	<1
EP18-GW	1/31/2017	<1	<1	<1	<1	<1	<1
OWS-01	3/17/2017	<5	<5	<5	<5	<5	<5
MTCA Cleanup Levels:							
Groundwater, Method A		NS	NS	NS	NS	NS	NS
Groundwater, Method B, Cancer		NS	NS	NS	NS	NS	8.10
Groundwater, Method B, Non cancer		800.00	NS	800.00	NS	NS	560.00
Surface Water, Method B, Cancer		NS	NS	NS	NS	NS	21.40
Surface Water, Method B, Non-cancer		NS	NS	NS	NS	NS	3,240.00
Surface Water, Method B, Aquatic Life Marine/Chronic WAC 173-201A		NS	NS	NS	NS	NS	NS

ehsi
EHS-International, Inc.

Table 7: Volatile Compounds
Groundwater Sampling Results (I)

Bus Maintenance Facility, Project #10737c
Seattle, Washington

Sample Number	Date	1,2-Dichloro benzene	n-Butyl benzene	1,2-Dibromo-3-chloro propane	1,2,4-Trichloro benzene	Hexachloro-1, 3-butadiene	Naphthalene	1,2,3-Trichloro benzene
EP15-GW	1/31/2017	<1	<1	<10	<2	<1	<1	<1
EP16-GW	1/31/2017	<1	<1	<10	<2	<1	<1	<1
EP17-GW	1/31/2017	<1	<1	<10	<2	<1	<1	<1
EP18-GW	1/31/2017	<1	<1	<10	<2	<1	**100**	<1
OWS-01	3/17/2017	<5	<5	<50	<5	<5	<5	<5
MTCA Cleanup Levels:								
Groundwater, Method A		NS	NS	NS	NS	NS	160.00	NS
Groundwater, Method B, Cancer		NS	NS	0.05	1.51	0.56	NS	NS
Groundwater, Method B, Non cancer		720.00	400.00	1.60	80.00	8.00	160.00	NS
Surface Water, Method B, Cancer		NS	NS	NS	2.03	29.70	NS	NS
Surface Water, Method B, Non-cancer		4,170.00	NS	NS	236.00	92.60	4,710.00	NS
Surface Water, Method B, Aquatic Life Marine/Chronic WAC 173-201A		NS	NS	NS	NS	NS	NS	NS

Notes:
(I): Sampling results compared to MTCA Method A and Method B Cleanup Levels.
Concentrations are reported in µg/L (ppb)
Detections are **bolded**. Exceedances of MTCA are **bolded** and shaded.
NT - Not Tested
NS: No Standard
Samples analyzed by Friedman & Bruya, Inc.

ehsi
EHS-International, Inc.

Table 8: Total Metals
Soil Sampling Results (I)

Bus Maintenance Facility, Project #10737c
Seattle, Washington

Sample Number	Date	Chromium	Arsenic	Selenium	Silver	Cadmium	Barium	Lead	Mercury
EP13-6	1/31/2017	N/T	N/T	N/T	N/T	N/T	N/T	**7.07**	N/T
EP14-5	1/31/2017	N/T	N/T	N/T	N/T	N/T	N/T	**5.94**	N/T
EP15-6	1/31/2017	**8.10**	**1.50**	N/T	N/T	<1	N/T	**5.75**	<1
EP16-5	1/31/2017	**8.28**	**3.12**	N/T	N/T	<1	N/T	**58.6**	<1
EP17-6	1/31/2017	**5.39**	<1	N/T	N/T	<1	N/T	**1.07**	<1
EP18-5	1/31/2017	**5.67**	**1.07**	N/T	N/T	<1	N/T	**3.60**	<1
EMW01-5	2/1/2017	N/T	N/T	N/T	N/T	N/T	N/T	**61.8**	N/T
EMW05-8	2/1/2017	N/T	**4.38**	N/T	N/T	N/T	N/T	N/T	N/T
EMW08-5	2/2/2017	**8.95**	**3.31**	N/T	N/T	<1	N/T	**37.0**	<1
EMW09-12	2/2/2017	6.69	<1	N/T	N/T	<1	N/T	**1.30**	<1
MTCA Cleanup Levels:									
Soil, Method A		19 Cr VI/ 2,000 Cr III	20	NS	NS	2	NS	250	2
Soil, Method B, Cancer		NS	0.667	NS	NS	NS	NS	NS	NS
Soil, Method B, Non-cancer		240 Cr VI / 120,000 Cr III	24.00	400.00	400.00	80.00	16,000	NS	NS

Notes:
(I): Sampling results compared to MTCA Method A and Method B cleanup levels.
Concentrations are reported in mg/kg (ppm)
Detections are **bolded**. Exceedances of MTCA are **bolded** and shaded.
Samples analyzed by Friedman & Bruya, Inc.
N/T: Not Tested
NS: No Standard
*: Sample analyzed for Total Mercury by EPA Method 1631E

Table 9: Total Metals
Groundwater Sampling Results (I)

Bus Maintenance Facility, Project #10737c
Seattle, Washington

Sample Number	Date	Chromium	Arsenic	Selenium	Silver	Cadmium	Barium	Lead	Mercury
EP13-GW	1/31/2017	N/T	N/T	N/T	N/T	N/T	N/T	<1	N/T
EP14-GW	1/31/2017	N/T	N/T	N/T	N/T	N/T	N/T	<1	N/T
EP15-GW	1/31/2017	<1	**2.01**	N/T	N/T	<1	N/T	<1	<1
EP16-GW	1/31/2017	<1	**12.5**	N/T	N/T	<1	N/T	<1	<1
EP18-GW	1/31/2017	**3.91**	**3.02**	N/T	N/T	<1	N/T	**1.25**	<1
OWS-01	3/17/2017	**4.33**	<1	N/T	N/T	<1	N/T	**6.88**	<1
MTCA Cleanup Levels:									
Groundwater, Method A		50.00	5.00	NS	NS	5.00	NS	15	2.00
Groundwater, Method B, Cancer		NS	0.06	NS	NS	NS	NS	NS	NS
Groundwater, Method B, Non-cancer		24,000 Cr III	4.80	80.00	80.00	8.00	3,200.00	NS	NS
Surface Water, Method B, Cancer		NS	0.0982	NS	NS	NS	NS	NS	NS
Surface Water, Method B, Non-cancer		NS	17.70	2,700.00	25,900.00	40.50	NS	NS	NS
Surface Water, Method B, Aquatic Life Marine/Chronic WAC 173-201A		NS	36.00	71.00	1.90	9.30	NS	8.10	0.025

Notes:
(I): Sampling results compared to MTCA Method A and B Cleanup Levels.
Concentrations are reported in µg/L (ppb)
Detections are **bolded**. Exceedances of MTCA are **bolded** and shaded.
Samples analyzed by Friedman & Bruya, Inc.
NT - Not Tested
NS: No Standard

Table 10: Dissolved Metals
Groundwater Sampling Results (I)

Bus Maintenance Facility, Project #10737c
Seattle, Washington

Sample Number	Date	Chromium	Arsenic	Selenium	Silver	Cadmium	Barium	Lead	Mercury
EP13-GW	1/31/2017	N/T	N/T	N/T	N/T	N/T	N/T	<1	N/T
EP14-GW	1/31/2017	N/T	N/T	N/T	N/T	N/T	N/T	<1	N/T
EP15-GW	1/31/2017	<1	<1	N/T	N/T	<1	N/T	<1	<1
EP16-GW	1/31/2017	<1	**5.96**	N/T	N/T	<1	N/T	<1	<1
EP18-GW	1/31/2017	**1.32**	**1.66**	N/T	N/T	<1	N/T	<1	<1
MTCA Cleanup Levels:									
Groundwater, Method A		50	5	NS	NS	5	NS	15	2
Groundwater, Method B, Cancer		NS	0.06	NS	NS	NS	NS	NS	NS
Groundwater, Method B, Non-cancer		24,000 Cr III	4.80	80.00	80.00	8.00	3,200.00	NS	NS
Surface Water, Method B, Cancer		NS	0.0982	NS	NS	NS	NS	NS	NS
Surface Water, Method B, Non-cancer		NS	17.70	2,700.00	25,900.00	40.50	NS	NS	NS
Surface Water, Method B, Aquatic Life Marine/Chronic WAC 173-201A		NS	36.00	71.00	1.90	9.30	NS	8.10	0.025

Notes:
(I): Sampling results compared to MTCA Method A and B Cleanup Levels.
Concentrations are reported in µg/L (ppb)
Detections are **bolded**. Exceedances of MTCA are **bolded** and shaded.
Samples analyzed by Friedman & Bruya, Inc.
N/T - Not tested
NS: No Standard

ehsi
EHS-International, Inc.

Table 11: Semivolatile Organic Compounds
Soil Sampling Results (I)

Bus Maintenance Facility , Project #10737c
Seattle, Washington

Sample Number	Date	Phenol	Bis(2-Chloro ethyl) ether	2-Chloro phenol	1,3-Dichloro benzene	1,4-Dichloro benzene	1,2-Dichloro benzene	Benzyl Alcohol
EP15-6 (d x 5)	1/31/2017	<0.5	<0.05	<0.5	<0.05	<0.05	<0.05	<0.5
EP16-5 (d x 50)	1/31/2017	<5	<0.5	<5	<0.5	<0.5	<0.5	<5
EP17-6 (d x 5)	1/31/2017	<0.5	<0.05	<0.5	<0.05	<0.05	<0.05	<0.5
EMW01-5 (d x 5)	2/1/2017	<0.5	<0.05	<0.5	<0.05	<0.05	<0.05	<0.5
EMW05-8 (d x 50)	2/1/2017	<5	<0.5	<5	<0.5	<0.5	<0.5	<5
EMW08-5	2/2/2017	<0.5	<0.05	<0.5	<0.05	<0.05	<0.05	<0.5
EMW09-12	2/2/2017	<0.5	<0.05	<0.5	<0.05	<0.05	<0.05	<0.5
MTCA Cleanup Levels:								
Soil, Method A		NS	NS	NS	NS	NS	NS	NS
Soil, Method B, Cancer		NS	0.909	NS	NS	185.00	NS	NS
Soil, Method B, Non-cancer		24,000.00	NS	400.00	NS	5,600.00	7,200.00	8,000.00

Table 11: Semivolatile Organic Compounds
Soil Sampling Results (I)

Bus Maintenance Facility , Project #10737c
Seattle, Washington

Sample Number	Date	Bis(2-chloro isopropyl) ether	2-Methyl phenol	Hexachloro ethane	N-Nitroso-di-n-propyl amine	3-Methyl phenol + 4-Methyl phenol	Nitro benzene	Isophorone
EP15-6 (d x 5)	1/31/2017	<0.05	<0.5	<0.05	<0.05	<1	<0.05	<0.05
EP16-5 (d x 50)	1/31/2017	<0.5	<5	<0.5	<0.5	<10	<0.5	<0.5
EP17-6 (d x 5)	1/31/2017	<0.05	<0.5	<0.05	<0.05	<1	<0.05	<0.05
EMW01-5 (d x 5)	2/1/2017	<0.05	<0.5	<0.05	<0.05	<1	<0.05	<0.05
EMW05-8 (d x 50)	2/1/2017	<5	<5	<0.5	<0.5	<10	<0.5	<0.5
EMW08-5	2/2/2017	<0.05	<0.5	<0.05	<0.05	<1	<0.05	<0.05
EMW09-12	2/2/2017	<0.05	<0.5	<0.05	<0.05	<1	<0.05	<0.05
MTCA Cleanup Levels:								
Soil, Method A		NS	NS	NS	NS	NS	NS	NS
Soil, Method B, Cancer		NS	NS	25.00	0.1428	NS	NS	1,050.00
Soil, Method B, Non-cancer		NS	4,000.00	56.00	NS	4,000.00	160.00	16,000.00

Table 11: Semivolatile Organic Compounds
Soil Sampling Results (I)

Bus Maintenance Facility , Project #10737c
Seattle, Washington

Sample Number	Date	2-Nitro phenol	2,4-Dimethyl phenol	Benzoic Acid	Bis (2-chloro ethoxy) methane	2,4-Dichloro phenol	1,2,4-Trichloro benzene	Hexachloro butadiene
EP15-6 (d x 5)	1/31/2017	<0.5	<0.5	<2.5	<0.05	<0.5	<0.05	<0.05
EP16-5 (d x 50)	1/31/2017	<5	<5	<25	<0.5	<5	<0.5	<0.5
EP17-6 (d x 5)	1/31/2017	<0.5	<0.5	<2.5	<0.05	<0.5	<0.05	<0.05
EMW01-5 (d x 5)	2/1/2017	<0.5	<0.5	<2.5	<0.05	<0.5	<0.05	<0.05
EMW05-8 (d x 50)	2/1/2017	<5	<5	<25	<0.5	<5	<0.5	<0.5
EMW08-5	2/2/2017	<0.5	<0.5	<2.5	<0.05	<0.5	<0.05	<0.05
EMW09-12	2/2/2017	<0.5	<0.5	<2.5	<0.05	<0.5	<0.05	<0.05
MTCA Cleanup Levels:								
Soil, Method A		NS	NS	NS	NS	NS	NS	NS
Soil, Method B, Cancer		NS	NS	NS	NS	NS	34.50	12.80
Soil, Method B, Non-cancer		NS	1,600.00	320,000.00	NS	240.00	800.00	80.00

Table 11: Semivolatile Organic Compounds
Soil Sampling Results (I)

Bus Maintenance Facility , Project #10737c
Seattle, Washington

Sample Number	Date	4-Chloro aniline	4-Chloro-3-methyl phenol	2-Methyl naphthalene	1-Methyl naphthalene	Hexachloro cyclo pentadiene	2,4,6-Trichlorophenol	2,4,5-Trichloro phenol
EP15-6 (d x 5)	1/31/2017	<5	<0.5	<0.05	<0.05	<0.15	<0.5	<0.5
EP16-5 (d x 50)	1/31/2017	<50	<5	<0.5	<0.5	<1.5	<5	<5
EP17-6 (d x 5)	1/31/2017	<5	<0.5	<0.05	<0.05	<0.15	<0.5	<0.5
EMW01-5 (d x 5)	2/1/2017	<5	<0.5	<0.05	<0.05	<0.15	<0.5	<0.5
EMW05-8 (d x 50)	2/1/2017	<50	<5	<0.5	<0.5	<1.5	<5	<5
EMW08-5	2/2/2017	<5	<0.5	<0.05	<0.05	<0.15	<0.5	<0.5
EMW09-12	2/2/2017	<5	<0.5	<0.05	<0.05	<0.15	<0.5	<0.5
MTCA Cleanup Levels:								
Soil, Method A		NS	NS	NS	NS	NS	NS	NS
Soil, Method B, Cancer		5.00	NS	NS	34.50	NS	90.90	NS
Soil, Method B, Non-cancer		320.00	NS	320.00	5,600.00	480.00	80.00	8,000.00

Table 11: Semivolatile Organic Compounds
Soil Sampling Results (I)

Bus Maintenance Facility , Project #10737c
Seattle, Washington

Sample Number	Date	2-Chloro naphthalene	2-Nitro aniline	Dimethyl phthalate	2,6-Dinitro toluene	3-Nitro aniline	2,4-Dinitro phenol	Dibenzo furan
EP15-6 (d x 5)	1/31/2017	<0.05	<0.25	<0.5	<0.25	<5	<1.5	<0.05
EP16-5 (d x 50)	1/31/2017	<0.5	<2.5	<5	<2.5	<50	<15	<0.5
EP17-6 (d x 5)	1/31/2017	<0.05	<0.25	<0.5	<0.25	<5	<1.5	<0.05
EMW01-5 (d x 5)	2/1/2017	<0.05	<0.25	<0.5	<0.25	<5	<1.5	<0.05
EMW05-8 (d x 50)	2/1/2017	<0.5	<2.5	<5	<2.5	<50	<15	<0.5
EMW08-5	2/2/2017	<0.05	<0.25	<0.5	<0.25	<5	<1.5	<0.05
EMW09-12	2/2/2017	<0.05	<0.25	<0.5	<0.25	<5	<1.5	<0.05
MTCA Cleanup Levels:								
Soil, Method A		NS	NS	NS	NS	NS	NS	NS
Soil, Method B, Cancer		NS	NS	NS	0.667	NS	NS	NS
Soil, Method B, Non-cancer		6,400.00	800.00	NS	24.00	NS	160.00	80.00

Table 11: Semivolatile Organic Compounds
Soil Sampling Results (I)

Bus Maintenance Facility , Project #10737c
Seattle, Washington

Sample Number	Date	2,4-Dinitro toluene	4-Nitro phenol	Diethyl phthalate	4-Chlorophenyl phenyl ether	N-Nitro sodiphenyl amine	4-Nitro aniline	4,6-Dinitro-2-methyl phenol
EP15-6 (d x 5)	1/31/2017	<0.25	<1.5	<0.5	<0.05	<0.05	<5	<1.5
EP16-5 (d x 50)	1/31/2017	<2.5	<15	<5	<0.5	<0.5	<50	<15
EP17-6 (d x 5)	1/31/2017	<0.25	<1.5	<0.5	<0.05	<0.05	<5	<1.5
EMW01-5 (d x 5)	2/1/2017	<0.25	<1.5	<0.5	<0.05	<0.05	<5	<1.5
EMW05-8 (d x 50)	2/1/2017	<2.5	<15	<5	<0.5	<0.5	<50	<15
EMW08-5	2/2/2017	<0.25	<1.5	<0.5	<0.05	<0.05	<5	<1.5
EMW09-12	2/2/2017	<0.25	<1.5	<0.5	<0.05	<0.05	<5	<1.5
MTCA Cleanup Levels:								
Soil, Method A		NS	NS	NS	NS	NS	NS	NS
Soil, Method B, Cancer		3.23	NS	NS	NS	204.00	NS	NS
Soil, Method B, Non-cancer		160.00	NS	64,000.00	NS	NS	NS	NS

Table 11: Semivolatile Organic Compounds
Soil Sampling Results (I)

Bus Maintenance Facility , Project #10737c
Seattle, Washington

Sample Number	Date	4-Bromophenyl phenyl ether	Hexachloro benzene	Pentachloro phenol	Carbazole	Di-n-butyl phthalate	Benzyl butyl phthalate	Bis(2-ethylhexyl) phthalate
EP15-6 (d x 5)	1/31/2017	<0.05	<0.05	<0.5	<0.5	<0.5	<0.5	<0.8
EP16-5 (d x 50)	1/31/2017	<0.5	<0.5	<5	<5	<5	<5	<8
EP17-6 (d x 5)	1/31/2017	<0.05	<0.05	<0.5	<0.5	<0.5	<0.5	<0.8
EMW01-5 (d x 5)	2/1/2017	<0.05	<0.05	<0.5	<0.5	<0.5	<0.5	<0.8
EMW05-8 (d x 50)	2/1/2017	<0.5	<0.5	<5	<5	<5	<5	<8
EMW08-5	2/2/2017	<0.05	<0.05	<0.5	<0.5	<0.5	<0.5	<0.8
EMW09-12	2/2/2017	<0.05	<0.05	<0.5	<0.5	<0.5	<0.5	<0.8
MTCA Cleanup Levels:								
Soil, Method A		NS	NS	NS	NS	NS	NS	NS
Soil, Method B, Cancer		NS	0.625	2.50	NS	NS	526.00	71.40
Soil, Method B, Non-cancer		NS	64.00	400.00	NS	8,000.00	16,000.00	1,600.00

Table 11: Semivolatile Organic Compounds
Soil Sampling Results (I)

Bus Maintenance Facility , Project #10737c
Seattle, Washington

Sample Number	Date	Di-n-octyl phthalate
EP15-6 (d x 5)	1/31/2017	<0.5
EP16-5 (d x 50)	1/31/2017	<5
EP17-6 (d x 5)	1/31/2017	<0.5
EMW01-5 (d x 5)	2/1/2017	<0.5
EMW05-8 (d x 50)	2/1/2017	<5
EMW08-5	2/2/2017	<0.5
EMW09-12	2/2/2017	<0.5

MTCA Cleanup Levels:	
Soil, Method A	NS
Soil, Method B, Cancer	NS
Soil, Method B, Non-cancer	800.00

Notes:
(I): Sampling results compared to MTCA Method A and Method B cleanup levels.
Concentrations are reported in mg/kg (ppm)
Detections are **bolded**. Exceedances of MTCA are **bolded** and shaded.
NS: No Standard
dx10 Sample was analyzed with a 10x dilution factor.
J: Estimated value, see data validation report in Appendix I for details
N/T - Not Tested
Samples analyzed by EPA Method 8270D by Friedman and Bruya, Inc.

Table 12: Semivolatile Organic Compounds
Groundwater Sampling Results (I)

Bus Maintenance Facility, Project #10737c
Seattle, Washington

Sample Number	Date	Phenol	Bis(2-Chloro ethyl) ether	2-Chloro phenol	1,3-Dichloro benzene	1,4-Dichloro benzene	1,2-Dichloro benzene	Benzyl Alcohol
EP15-GW	1/31/2017	<2	<0.2	<2	<0.2	<0.2	<0.2	<2
EP16-GW	1/31/2017	<2	<0.2	<2	<0.2	<0.2	<0.2	<2
EP18-GW	1/31/2017	<2	<0.2	<2	<0.2	<0.2	<0.2	<2
OWS-01	3/17/2017	**6.4**	<0.2	<2	<0.2	<0.2	<0.2	**53 ve**
MTCA Cleanup Levels:								
Groundwater, Method A		NS	NS	NS	NS	NS	NS	NS
Groundwater, Method B, Cancer		NS	0.0398	NS	NS	8.10	NS	NS
Groundwater, Method B, Non-cancer		2,400.00	NS	40.00	NS	560.00	720.00	800.00
Surface Water, Method B, Cancer		NS	0.854	NS	NS	21.40	NS	NS
Surface Water, Method B, Non-cancer		556,000.00	NS	99.70	NS	3,240.00	4,170.00	NS
Surface Water, Method B, Aquatic Life Marine/Chronic WAC 173-201A		NS	NS	NS	NS	NS	NS	NS

Table 12: Semivolatile Organic Compounds Groundwater Sampling Results (I)

Bus Maintenance Facility, Project #10737c
Seattle, Washington

Sample Number	Date	Bis(2-chloro isopropyl) ether	2-Methyl phenol	Hexachloro ethane	N-Nitroso-di-n-propyl amine	3-Methyl phenol + 4-Methyl phenol	Nitro benzene	Isophorone
EP15-GW	1/31/2017	<0.2	<2	<0.2	<0.2	<4	<0.2	<0.2
EP16-GW	1/31/2017	<0.2	<2	<0.2	<0.2	<4	<0.2	<0.2
EP18-GW	1/31/2017	<0.2	<2	<0.2	<0.2	<4	<0.2	<0.2
OWS-01	3/17/2017	<0.2	<2	<0.2	<0.2	**10**	<0.2	<0.2
MTCA Cleanup Levels:								
Groundwater, Method A		NS	NS	NS	NS	NS	NS	NS
Groundwater, Method B, Cancer		NS	NS	1.09	0.0125	NS	NS	46.1
Groundwater, Method B, Non-cancer		NS	400.00	5.60	NS	400.00	16.00	1,600.00
Surface Water, Method B, Cancer		NS	NS	1.86	0.842	NS	NS	1,550.00
Surface Water, Method B, Non-cancer		NS	NS	20.90	NS	NS	179.00	118,000.00
Surface Water, Method B, Aquatic Life Marine/Chronic WAC 173-201A		NS	NS	NS	NS	NS	NS	NS

Table 12: Semivolatile Organic Compounds Groundwater Sampling Results (I)

Bus Maintenance Facility, Project #10737c
Seattle, Washington

Sample Number	Date	2-Nitro phenol	2,4-Dimethyl phenol	Benzoic Acid	Bis (2-chloro ethoxy) methane	2,4-Dichloro phenol	1,2,4-Trichloro benzene	Hexachloro butadiene
EP15-GW	1/31/2017	<2	<2	<10 ca	<0.2	<2	<0.2	<0.2
EP16-GW	1/31/2017	<2	<2	<10 ca	<0.2	<2	<0.2	<0.2
EP18-GW	1/31/2017	<2	<2	<10 ca	<0.2	<2	<0.2	<0.2
OWS-01	3/17/2017	<2	**5.8**	**210 ve**	<0.2	<2	<0.2	<0.2
MTCA Cleanup Levels:								
Groundwater, Method A		NS	NS	NS	NS	NS	NS	NS
Groundwater, Method B, Cancer		NS	NS	NS	NS	NS	1.51	0.561
Groundwater, Method B, Non-cancer		NS	160.00	64,000.00	NS	24.00	80.00	8.00
Surface Water, Method B, Cancer		NS	NS	NS	NS	NS	2.03	29.70
Surface Water, Method B, Non-cancer		NS	552.00	NS	NS	190.00	236.00	926.00
Surface Water, Method B, Aquatic Life Marine/Chronic WAC 173-201A		NS	NS	NS	NS	NS	NS	NS

Table 12: Semivolatile Organic Compounds Groundwater Sampling Results (I)

Bus Maintenance Facility, Project #10737c
Seattle, Washington

Sample Number	Date	4-Chloro aniline	4-Chloro-3-methyl phenol	2-Methyl naphthalene	1-Methyl naphthalene	Hexachloro cyclo pentadiene	2,4,6-Trichlorophenol	2,4,5-Trichloro phenol
EP15-GW	1/31/2017	<20	<2	<0.2	<0.2	<0.6	<2	<2
EP16-GW	1/31/2017	<20	<2	<0.2	<0.2	<0.6	<2	<2
EP18-GW	1/31/2017	<20	<2	13	**8.7**	<0.6	<2	<2
OWS-01	3/17/2017	<20	<2	**0.73**	**0.52**	<0.6	<2	<2
MTCA Cleanup Levels:								
Groundwater, Method A		NS	NS	NS	NS	NS	NS	NS
Groundwater, Method B, Cancer		0.219	NS	NS	1.51	NS	3.98	NS
Groundwater, Method B, Non-cancer		32.00	NS	32.00	560.00	48.00	8.00	800.00
Surface Water, Method B, Cancer		NS	NS	NS	NS	NS	3.93	NS
Surface Water, Method B, Non-cancer		NS	NS	NS	NS	3,620.00	17.30	NS
Surface Water, Method B, Aquatic Life Marine/Chronic WAC 173-201A		NS	NS	NS	NS	NS	NS	NS

Table 12: Semivolatile Organic Compounds Groundwater Sampling Results (I)

Bus Maintenance Facility, Project #10737c
Seattle, Washington

Sample Number	Date	2-Chloro naphthalene	2-Nitro aniline	Dimethyl phthalate	2,6-Dinitro toluene	3-Nitro aniline	2,4-Dinitro phenol	Dibenzo furan
EP15-GW	1/31/2017	<0.2	<1	<2	<1	<20	<6	<0.2
EP16-GW	1/31/2017	<0.2	<1	<2	<1	<20	<6	<0.2
EP18-GW	1/31/2017	<0.2	<1	<2	<1	<20	<6	**0.61**
OWS-01	3/17/2017	<0.2	<1	<2	<1	<20	<6	<0.2
MTCA Cleanup Levels:								
Groundwater, Method A		NS	NS	NS	NS	NS	NS	NS
Groundwater, Method B, Cancer		NS	NS	NS	0.0583	NS	NS	NS
Groundwater, Method B, Non-cancer		640.00	160.00	NS	4.80	NS	32.00	16.00
Surface Water, Method B, Cancer		NS	NS	NS	NS	NS	NS	NS
Surface Water, Method B, Non-cancer		1,040.00	NS	NS	NS	NS	3,460.00	NS
Surface Water, Method B, Aquatic Life Marine/Chronic WAC 173-201A		NS	NS	NS	NS	NS	NS	NS

Table 12: Semivolatile Organic Compounds Groundwater Sampling Results (I)

Bus Maintenance Facility, Project #10737c
Seattle, Washington

Sample Number	Date	2,4-Dinitro toluene	4-Nitro phenol	Diethyl phthalate	4-Chlorophenyl phenyl ether	N-Nitro sodiphenyl amine	4-Nitro aniline	4,6-Dinitro-2-methyl phenol
EP15-GW	1/31/2017	<1	<6	<2	<0.2	<0.2	<20	<6
EP16-GW	1/31/2017	<1	<6	<2	<0.2	<0.2	<20	<6
EP18-GW	1/31/2017	<1	<6	<2	<0.2	<0.2	<20	<6
OWS-01	3/17/2017	<1	<6	<2	<0.2	<0.2	<20	<6
MTCA Cleanup Levels:								
Groundwater, Method A		NS	NS	NS	NS	NS	NS	NS
Groundwater, Method B, Cancer		0.282	NS	NS	NS	17.90	NS	NS
Groundwater, Method B, Non-cancer		32.00	NS	12,800.00	NS	NS	NS	NS
Surface Water, Method B, Cancer		5.50	NS	NS	NS	9.45	NS	NS
Surface Water, Method B, Non-cancer		1,360.00	NS	28,400.00	NS	NS	NS	NS
Surface Water, Method B, Aquatic Life Marine/Chronic WAC 173-201A		NS	NS	NS	NS	NS	NS	NS

Table 12: Semivolatile Organic Compounds Groundwater Sampling Results (I)

Bus Maintenance Facility, Project #10737c
Seattle, Washington

Sample Number	Date	4-Bromophenyl phenyl ether	Hexachloro benzene	Pentachloro phenol	Carbazole	Di-n-butyl phthalate	Benzyl butyl phthalate	Bis(2-ethylhexyl) phthalate
EP15-GW	1/31/2017	<0.2	<0.2	<2	<2	<2	<2	<3.2
EP16-GW	1/31/2017	<0.2	<0.2	<2	<2	<2	<2	<3.2
EP18-GW	1/31/2017	<0.2	<0.2	<2	**5.3**	<2	<2	<3.2
OWS-01	3/17/2017	<0.2	<0.2	<2	<2	<2	<2	**21**
MTCA Cleanup Levels:								
Groundwater, Method A		NS	NS	NS	NS	NS	NS	NS
Groundwater, Method B, Cancer		NS	0.0547	0.22	NS	NS	45.10	6.25
Groundwater, Method B, Non-cancer		NS	12.80	80.00	NS	1,600.00	3,200.00	320.00
Surface Water, Method B, Cancer		NS	0.000466	1.47	NS	NS	NS	3.56
Surface Water, Method B, Non-cancer		NS	0.238	1,180.00	NS	2,910.00	NS	399.00
Surface Water, Method B, Aquatic Life Marine/Chronic WAC 173-201A		NS	NS	7.90	NS	NS	NS	NS

Table 12: Semivolatile Organic Compounds Groundwater Sampling Results (I)

Bus Maintenance Facility, Project #10737c
Seattle, Washington

Sample Number	Date	Di-n-octyl phthalate
EP15-GW	1/31/2017	<2
EP16-GW	1/31/2017	<2
EP18-GW	1/31/2017	<2
OWS-01	3/17/2017	<2 J

MTCA Cleanup Levels:

Groundwater, Method A	NS
Groundwater, Method B, Cancer	NS
Groundwater, Method B, Non-cancer	160.00
Surface Water, Method B, Cancer	NS
Surface Water, Method B, Non-cancer	NS
Surface Water, Method B, Aquatic Life Marine/Chronic WAC 173-201A	NS

Notes:
(I): Sampling results compared to MTCA Method A and B Cleanup Levels.
Concentrations are reported in µg/L (ppb)
Detections are **bolded**. Exceedances of MTCA are **bolded** and shaded.
NS: No Standard
ve - The analyte response exceeded the valid instrument calibration range. The value reported is an estimate.
J - The internal standard associated with the analyte is out of control limits. The reported concentration is an estimate.
ca: The calibration results for the analyte were outside of acceptance criteria. The value reported is an estimate.
N/T - Not tested.
Samples analyzed by EPA Method 8270D by Friedman & Bruya, Inc.

Table 13: Semivolatile Organic Compounds (PAHs via SIM)
Soil Sampling Results (I)

Bus Maintenance Facility , Project #10737c
Seattle, Washington

Sample Number	Date	Naphthalene	Acenaphthylene	Acenaphthene	Fluorene	Phenanthrene	Anthracene	Fluoranthene
EP15-6 (d x 5)	1/31/2017	<0.01	<0.01	<0.01	<0.01	<0.01	<0.01	**0.012**
EP16-5 (d x 50)	1/31/2017	**0.15**	**0.33**	<0.1	<0.1	**0.24**	<0.1	**2.4**
EP16-10 (d x 5)	1/31/2017	<0.01	<0.01	<0.01	<0.01	<0.01	<0.01	<0.01
EP17-6 (d x 5)	1/31/2017	<0.01	<0.01	<0.01	<0.01	<0.01	<0.01	<0.01
EP18-5 (d x 5)	1/31/2017	<0.01	<0.01	<0.01	<0.01	<0.01	<0.01	<0.01
EMW01-5 (d x 5)	2/1/2017	<0.01	<0.01	<0.01	<0.01	<0.01	<0.01	**0.029**
EMW05-8 (d x 50)	2/1/2017	<0.01	<0.01	<0.01	<0.01	**0.20**	<0.01	**0.22**
EMW05-8 Dup. (d x 50)	2/1/2017	<0.01	<0.01	<0.01	<0.01	**0.13**	<0.01	**0.18**
EMW08-5 (d x 5)	2/2/2017	<0.01	<0.01	<0.01	<0.01	**0.032**	<0.01	**0.10**
EMW09-12 (d x 5)	2/2/2017	<0.01	<0.01	<0.01	<0.01	<0.01	<0.01	<0.01
MTCA Cleanup Levels:								
Soil, Method A		5.00	NS	NS	NS	NS	NS	NS
Soil, Method B, Cancer		NS	NS	NS	NS	NS	NS	NS
Soil, Method B, Non-cancer		1,600.00	NS	4,800.00	3,200.00	NS	24,000.00	3,200.00

Table 13: Semivolatile Organic Compounds (PAHs via SIM)
Soil Sampling Results (I)

Bus Maintenance Facility , Project #10737c
Seattle, Washington

Sample Number	Date	Pyrene	Benz(a) anthracene	Chrysene	Benzo(a) pyrene	Benzo(b) fluoranthene	Benzo(k) fluoranthene	Indeno (1,2,3-cd) pyrene
EP15-6 (d x 5)	1/31/2017	**0.011**	<0.01	**0.013**	<0.01	**0.016**	<0.01	<0.01
EP16-5 (d x 50)	1/31/2017	**2.8**	**2.2**	**2.2**	**2.8**	**2.9**	**1.0**	**1.4**
EP16-10 (d x 5)	1/31/2017	<0.01	<0.01	<0.01	<0.01	<0.01	<0.01	<0.01
EP17-6 (d x 5)	1/31/2017	<0.01	<0.01	<0.01	<0.01	<0.01	<0.01	<0.01
EP18-5 (d x 5)	1/31/2017	<0.01	<0.01	<0.01	<0.01	<0.01	<0.01	<0.01
EMW01-5 (d x 5)	2/1/2017	**0.036**	**0.017**	**0.020**	**0.019**	**0.026**	<0.01	**0.016**
EMW05-8 (d x 50)	2/1/2017	**0.35**	**0.15**	0.16	**0.14**	**0.17**	<0.1	<0.1
EMW05-8 Dup. (d x 50)	2/1/2017	**0.27**	**0.11**	0.13	**0.11**	**0.14**	<0.1	<0.1
EMW08-5 (d x 5)	2/2/2017	**0.14**	**0.080**	0.11	**0.10**	**0.13**	**0.043**	**0.056**
EMW09-12 (d x 5)	2/2/2017	**0.010**	<0.01	<0.01	<0.01	<0.01	<0.01	<0.01
MTCA Cleanup Levels:								
Soil, Method A		NS	NS	NS	0.10	NS	NS	NS
Soil, Method B, Cancer		NS	1.37	137	0.137	1.37	13.7	1.37
Soil, Method B, Non-cancer		2,400.00	NS	NS	NS	NS	NS	NS

Table 13: Semivolatile Organic Compounds (PAHs via SIM)
Soil Sampling Results (I)

Bus Maintenance Facility , Project #10737c
Seattle, Washington

Sample Number	Date	Dibenz(a,h) anthracene	Benzo(g,h,i) perylene
EP15-6 (d x 5)	1/31/2017	<0.01	<0.01
EP16-5 (d x 50)	1/31/2017	0.31	1.2
EP16-10 (d x 5)	1/31/2017	<0.01	<0.01
EP17-6 (d x 5)	1/31/2017	<0.01	<0.01
EP18-5 (d x 5)	1/31/2017	<0.01	<0.01
EMW01-5 (d x 5)	2/1/2017	<0.01	**0.016**
EMW05-8 (d x 50)	2/1/2017	<0.1	<0.1
EMW05-8 Dup. (d x 50)	2/1/2017	<0.1	<0.1
EMW08-5 (d x 5)	2/2/2017	**0.017**	**0.054**
EMW09-12 (d x 5)	2/2/2017	<0.01	<0.01

MTCA Cleanup Levels:

Soil, Method A	NS	NS
Soil, Method B, Cancer	0.137	NS
Soil, Method B, Non-cancer	NS	NS

Notes:
(I): Sampling results compared to MTCA Method A and B cleanup levels.
Concentrations are reported in mg/kg (ppm)
Detections are **bolded**. Exceedances of MTCA are **bolded** and shaded.
d x ##: Dilution Factor
NS: No Standard
N/T - Not Tested
Samples analyzed by EPA Method 8270D SIM Friedman & Bruya, Inc.

ehsi
EHS-International, Inc.

Table 14: Semivolatile Organic Compounds (PAHs via SIM)
Groundwater Sampling Results (I)

Bus Maintenance Facility, Project #10737c
Seattle, Washington

Sample Number	Date	Naphthalene	Acenaphthylene	Acenaphthene	Fluorene	Phenanthrene	Anthracene	Fluoranthene
EP15-GW	1/31/2017	**0.071**	<0.03	<0.03	**0.035**	**0.046**	<0.03	<0.03
EP16-GW	1/31/2017	**0.058**	<0.03	<0.03	<0.03	<0.03	<0.03	<0.03
EP18-GW	1/31/2017	**110**	<0.03	**24**	**3.1**	**3.8**	<0.03	<0.03
OWS-01	3/17/2017	**0.12**	<0.03	<0.03	**0.14**	**0.24**	<0.03	**0.049**
OWS-01 (d x 10)	3/17/2017	<0.3	<0.3	<0.3	<0.3	<0.3	<0.3	<0.3
MTCA Cleanup Levels:								
Groundwater, Method A		160.00	NS	NS	NS	NS	4,800.00	NS
Groundwater, Method B, Cancer		NS	NS	NS	NS	NS	NS	NS
Groundwater, Method B, Non-cancer		160.00	NS	960.00	640.00	NS	NS	640.00
Surface Water, Method B, Cancer		NS	NS	NS	NS	NS	NS	NS
Surface Water, Method B, Non-cancer		4,710.00	NS	648.00	3,460.00	NS	25,900.00	86.40
Surface Water, Method B, Aquatic Life Marine/Chronic WAC 173-201A		NS	NS	NS	NS	NS	NS	NS

Table 14: Semivolatile Organic Compounds (PAHs via SIM)
Groundwater Sampling Results (I)

Bus Maintenance Facility, Project #10737c
Seattle, Washington

Sample Number	Date	Pyrene	Benz(a) anthracene	Chrysene	Benzo(a) pyrene	Benzo(b) fluoranthene	Benzo(k) fluoranthene	Indeno (1,2,3-cd) pyrene
EP15-GW	1/31/2017	**0.037**	<0.03	<0.03	<0.03	<0.03	<0.03	<0.03
EP16-GW	1/31/2017	**0.046**	<0.03	<0.03	<0.03	<0.03	<0.03	<0.03
EP18-GW	1/31/2017	<0.03	<0.03	<0.03	<0.03	<0.03	<0.03	<0.03
OWS-01	3/17/2017	**0.50**	<0.03	**0.040**	<0.03 J	<0.03 J	<0.03 J	<0.03 J
OWS-01 (d x 10)	3/17/2017	**0.49**	<0.3	<0.3	<0.3	<0.3	<0.3	<0.3
MTCA Cleanup Levels:								
Groundwater, Method A		NS	NS	NS	0.10	NS	NS	NS
Groundwater, Method B, Cancer		NS	0.12	12.00	NS	0.12	1.20	0.12
Groundwater, Method B, Non-cancer		480.00	NS	NS	NS	NS	NS	NS
Surface Water, Method B, Cancer		NS	0.296	29.60	0.0296	0.296	2.96	NS
Surface Water, Method B, Non-cancer		2,590.00	NS	NS	NS	NS	NS	NS
Surface Water, Method B, Aquatic Life Marine/Chronic WAC 173-201A		NS	NS	NS	NS	NS	NS	NS

Table 14: Semivolatile Organic Compounds (PAHs via SIM)
Groundwater Sampling Results (I)

Bus Maintenance Facility, Project #10737c
Seattle, Washington

Sample Number	Date	Dibenz(a,h) anthracene	Benzo(g,h,i) perylene
EP15-GW	1/31/2017	<0.03	<0.03
EP16-GW	1/31/2017	<0.03	<0.03
EP18-GW	1/31/2017	<0.03	<0.03
OWS-01	3/17/2017	<0.03 J	<0.03 J
OWS-01 (d x 10)	3/17/2017	<0.3	<0.3

MTCA Cleanup Levels:

Groundwater, Method A	NS	NS
Groundwater, Method B, Cancer	0.01	NS
Groundwater, Method B, Non-cancer	NS	NS
Surface Water, Method B, Cancer	NS	NS
Surface Water, Method B, Non-cancer	NS	NS
Surface Water, Method B, Aquatic Life Marine/Chronic WAC 173-201A	NS	NS

Notes:
(I): Sampling results compared to MTCA Method A and B Cleanup Levels.
Concentrations are reported in µg/L (ppb)
Detections are **bolded**. Exceedances of MTCA are **bolded** and shaded.
N/T Not Tested.
d x ##: Dilution Factor
NS: No Standard
J - The internal standard is reported below the lowest calibration standard. The value reported is an estimate.
Samples analyzed by EPA Method 8270D SIM by Friedman & Bruya, Inc.

Table 15: Polychlorinated Biphenyls
Soil Sampling Results (I)

Bus Maintenance Facility, Project #10737c
Seattle, Washington

Sample Number	Date	Aroclor 1221	Aroclor 1232	Aroclor 1016	Aroclor 1242	Aroclor 1248	Aroclor 1254	Aroclor 1260
EP15-6 (d x 50)	1/31/2017	<0.2	<0.2	<0.2	<0.2	<0.2	<0.2	<0.2
EP16-5 (d x 50)	1/31/2017	<0.2	<0.2	<0.2	<0.2	<0.2	<0.2	<0.2
EP17-6 (d x 50)	1/31/2017	<0.2	<0.2	<0.2	<0.2	<0.2	<0.2	<0.2
EP18-5 (d x 50)	1/31/2017	<0.2	<0.2	<0.2	<0.2	<0.2	<0.2	<0.2
EMW01-5 (d x 50)	2/1/2017	<0.2	<0.2	<0.2	<0.2	<0.2	<0.2	<0.2
EMW05-8 (d x 50)	2/1/2017	<0.2	<0.2	<0.2	<0.2	<0.2	<0.2	<0.2
EMW08-5 (d x 50)	2/2/2017	<0.2	<0.2	<0.2	<0.2	<0.2	<0.2	**0.24**
EMW09-12	2/2/2017	<0.2	<0.2	<0.2	<0.2	<0.2	<0.2	<0.2
MTCA Cleanup Levels: Unrestricted Land Use								
Soil, Method A		1	1	1	1	1	1	1
Soil, Method B, Cancer		NS	NS	14.3	NS	NS	0.5	0.5
Soil, Method B, Non-cancer		NS	NS	5.6	NS	NS	1.60	NS

Notes:
(I): Sampling results compared to MTCA Method A cleanup levels. If Method A cleanup levels were not available, data was compared to MTCA Method B cleanup levels
d x ##: Dilution Factor
Concentrations are reported in mg/kg (ppm)
Detections are **bolded**. Exceedances of MTCA are **bolded** and shaded.
Samples analyzed by Friedman & Bruya, Inc.
NS: No Standard

Table 16: Polychlorinated Biphenyls
Groundwater Sampling Results (I)

Bus Maintenance Facility, Project #10737c
Seattle, Washington

Sample Number	Date	Aroclor 1221	Aroclor 1232	Aroclor 1016	Aroclor 1242	Aroclor 1248	Aroclor 1254	Aroclor 1260
EP15-GW	1/31/2017	<0.1	<0.1	<0.1	<0.1	<0.1	<0.1	<0.1
EP16-GW	1/31/2017	<0.1	<0.1	<0.1	<0.1	<0.1	<0.1	<0.1
EP18-GW	1/31/2017	<0.1	<0.1	<0.1	<0.1	<0.1	<0.1	<0.1
OWS-01	3/17/2017	<0.1	<0.1	<0.1	<0.1	<0.1	<0.1	<0.1
MTCA Cleanup Levels:								
Groundwater, Method A		0.1	0.1	0.1	0.1	0.1	0.1	0.1
Groundwater, Method B, Cancer		NS	NS	1.25	NS	NS	0.0438	0.0438
Groundwater, Method B, Non cancer		NS	NS	1.12	NS	NS	0.32	NS
Surface Water, Method B, Cancer		NS	NS	0.00299	NS	NS	0.000105	0.0982
Surface Water, Method B, Non-cancer		NS	NS	0.00585	NS	NS	0.00167	17.70
Surface Water, Method B, Aquatic Life Marine/Chronic WAC 173-201A		NS	NS	NS	NS	NS	NS	NS

Notes:
(I): Sampling results compared to MTCA Method A and B Cleanup Levels.
Concentrations are reported in µg/L (ppb)
Detections are **bolded**. Exceedances of MTCA are **bolded** and shaded.
Samples analyzed by Friedman & Bruya, Inc.
Samples Analyzed by EPA Method 8082A
N/T Not Tested.
NS: No Standard

Table 17: Total Petroleum Hydrocarbons
Groundwater Monitoring Well Sampling Results (I)

Bus Maintenance Facility, Project #10737c
Seattle, Washington

Sample Number	Date	Gasoline Range	Diesel Range	Motor Oil Range	Benzene	Toluene	Ethylbenzene	Total Xylenes
EMW03-01	2/7/2017	N/T	**140 x**	<250	N/T	N/T	N/T	N/T
EMW03-02	3/17/2017	N/T	**130 x**	<250	N/T	N/T	N/T	N/T
EMW04-01	2/7/2017	N/T	**55 x**	<250	N/T	N/T	N/T	N/T
EMW05-01	2/7/2017	N/T	**280 x**	**490 x**	N/T	N/T	N/T	N/T
EMW06-01	2/7/2017	N/T	<50	<250	N/T	N/T	N/T	N/T
EMW07-01	2/7/2017	N/T	**60 x**	<250	N/T	N/T	N/T	N/T
EMW08-01	2/7/2017	<100	<50	<250	<0.35	<1	<1	<3
EMW09-01	2/7/2017	**180**	**6,600**	**1,200 x**	<0.35	<1	<1	<3
UST-01	2/10/2017	<100	<50	<250	<0.35	<1	<1	<3
UST-02	2/10/2017	<100	<50	<250	<0.35	<1	<1	<3
MTCA Cleanup Levels: Unrestricted Land Use								
Groundwater, Method A		800^ / 1000	500.00	500.00	5.00	1,000.00	700.00	1,000.00
Groundwater, Method B, Cancer		NS	NS	NS	0.795	NS	NS	NS
Groundwater, Method B, Non-cancer		NS	NS	NS	32.00	640.00	800.00	1,600.00
Surface Water, Method B, Cancer		NS	NS	NS	22.70	NS	NS	NS
Surface Water, Method B, Non-cancer		NS	NS	NS	1,990.00	18,900.00	6,820.00	NS
Surface Water, Method B, Aquatic Life Marine/Chronic WAC 173-201A		NS	NS	NS	NS	NS	NS	NS

Notes:
(I): Sampling results compared to MTCA Method A and B Cleanup Levels.
Concentrations are reported in µg/L (ppb)
Detections are **bolded**. Exceedances of MTCA are **bolded and shaded**.
N/T: Not Tested
NS: No Standard
Samples analyzed by Friedman & Bruya, Inc.
x: The sample chromatographic pattern does not resemble the fuel standard used for quantification

Table 18: Volatile Organic Compounds
Groundwater Monitoring Well Sampling Results (I)
Bus Maintenance Facility, Project #10737c
Seattle, Washington

Sample Number	Date / Quarter	Dichloro difluoro methane	Chloro methane	Vinyl chloride	Bromo methane	Chloro ethane	Trichloro fluoro methane
EMW08-01	2/7/2017	<1	<10	<0.2	<1	<1	<1
EMW09-01	2/7/2017	<1	<10	<0.2	<1	<1	<1
EMW09-01 Dup.	2/7/2017	<1	<10	<0.2	<1	<1	<1
MTCA Cleanup Levels:							
Groundwater, Method A		NS	NS	0.20	NS	NS	NS
Groundwater, Method B, Cancer		NS	NS	NS	NS	NS	NS
Groundwater, Method B, Non-cancer		1,600.00	NS	24.00	11.20	NS	2,400.00
Surface Water, Method B, Cancer		NS	27.50	Ecology Guidance	NS	NS	NS
Surface Water, Method B, Non-cancer		NS	13,600.00	6,480.00	955.00	NS	NS
Surface Water, Method B, Aquatic Life Marine/Chronic WAC 173-201A		NS	NS	NS	NS	NS	NS

Table 18: Volatile Organic Compounds
Groundwater Monitoring Well Sampling Results (I)
Bus Maintenance Facility, Project #10737c
Seattle, Washington

Sample Number	Date / Quarter	Acetone	1, 1-Dichloro ethene	Hexane	Methylene Chloride	Methyl t-butyl Ether (MTBE)	Trans-1,2-Dichloro ethene
EMW08-01	2/7/2017	<10	<1	<1	<5	<1	<1
EMW09-01	2/7/2017	<10	<1	<1	<5	<1	<1
EMW09-01 Dup.	2/7/2017	<10	<1	<1	<5	<1	<1
MTCA Cleanup Levels:							
Groundwater, Method A		NS	NS	NS	5.00	20.00	NS
Groundwater, Method B, Cancer		NS	NS	NS	21.88	24.31	NS
Groundwater, Method B, Non-cancer		7,200.00	400.00	480.00	48.00	NS	16.00
Surface Water, Method B, Cancer		NS	NS	NS	3,600.00	NS	NS
Surface Water, Method B, Non-cancer		NS	23,100.00	NS	17,300.00	NS	32,400.00
Surface Water, Method B, Aquatic Life Marine/Chronic WAC 173-201A		NS	NS	NS	NS	NS	NS

Table 18: Volatile Organic Compounds
Groundwater Monitoring Well Sampling Results (I)
Bus Maintenance Facility, Project #10737c
Seattle, Washington

Sample Number	Date / Quarter	1,1-Dichloro ethane	2,2-Dichloro propane	cis-1,2-Dichloro ethene	Chloroform	2-Butanone (MEK)	1,2-Dichloro ethane (EDC)
EMW08-01	2/7/2017	<1	<1	<1	<1	<10	<1
EMW09-01	2/7/2017	<1	<1	<1	<1	<10	<1
EMW09-01 Dup.	2/7/2017	<1	<1	<1	<1	<10	<1
MTCA Cleanup Levels:							
Groundwater, Method A		NS	NS	NS	NS	NS	5.00
Groundwater, Method B, Cancer		7.68	NS	NS	1.41	NS	0.48
Groundwater, Method B, Non-cancer		1,600.00	NS	16.00	80.00	4,800.00	48.00
Surface Water, Method B, Cancer		NS	NS	NS	55.00	NS	59.40
Surface Water, Method B, Non-cancer		NS	NS	NS	6,820.00	NS	13,000.00
Surface Water, Method B, Aquatic Life Marine/Chronic WAC 173-201A		NS	NS	NS	NS	NS	NS

Table 18: Volatile Organic Compounds
Groundwater Monitoring Well Sampling Results (I)
Bus Maintenance Facility, Project #10737c
Seattle, Washington

Sample Number	Date / Quarter	1,1,1-Trichloro ethane	1,1-Dichloro propene	Carbontetra chloride	Trichloro ethene	1,2-Dichloro propane	Bromo dichloro methane
EMW08-01	2/7/2017	<1	<1	<1	<1	<1	<1
EMW09-01	2/7/2017	<1	<1	<1	<1	<1	<1
EMW09-01 Dup.	2/7/2017	<1	<1	<1	<1	<1	<1
MTCA Cleanup Levels:							
Groundwater, Method A		200.00	NS	NS	5.00	NS	NS
Groundwater, Method B, Cancer		NS	NS	0.625	0.54	1.22	0.706
Groundwater, Method B, Non-cancer		16,000.00	NS	32.00	4.00	720.00	160.00
Surface Water, Method B, Cancer		NS	NS	4.87	12.80	43.90	27.50
Surface Water, Method B, Non-cancer		926,000.00	NS	546.00	118.00	56,900.00	13,600.00
Surface Water, Method B, Aquatic Life Marine/Chronic WAC 173-201A		NS	NS	NS	NS	NS	NS

ehsi
EHS International, Inc.

Table 18: Volatile Organic Compounds
Groundwater Monitoring Well Sampling Results (I)
Bus Maintenance Facility, Project #10737c
Seattle, Washington

Sample Number	Date / Quarter	Dibromo methane	4-Methyl-2-pentanone	cis-1,3-Dichloro propene	trans-1,3-Dichloro propene	1,1,2-Trichloro ethane	2-Hexanone
EMW08-01	2/7/2017	<1	<10	<1	<1	<1	<10
EMW09-01	2/7/2017	<1	<10	<1	<1	<1	<10
EMW09-01 Dup.	2/7/2017	<1	<10	<1	<1	<1	<10
MTCA Cleanup Levels:							
Groundwater, Method A		NS	NS	NS	NS	NS	NS
Groundwater, Method B, Cancer		NS	NS	0.438	0.438	0.768	NS
Groundwater, Method B, Non-cancer		80.00	640.00	240.00	240.00	32.00	NS
Surface Water, Method B, Cancer		NS	NS	34.10	34.10	25.30	NS
Surface Water, Method B, Non-cancer		955.00	NS	40,900.00	40,900.00	2,300.00	NS
Surface Water, Method B, Aquatic Life Marine/Chronic WAC 173-201A		NS	NS	NS	NS	NS	NS

Table 18: Volatile Organic Compounds
Groundwater Monitoring Well Sampling Results (I)
Bus Maintenance Facility, Project #10737c
Seattle, Washington

Sample Number	Date / Quarter	1,3-Dichloro propane	Tetrachloro ethene	Dibromo chloro methane	1,2-Dibromo ethane (EDB)	Chloro benzene	1,1,1,2-Tetra chloro ethane
EMW08-01	2/7/2017	<1	<1	<1	<1	<1	<1
EMW09-01	2/7/2017	<1	<1	<1	<1	<1	<1
EMW09-01 Dup.	2/7/2017	<1	<1	<1	<1	<1	<1
MTCA Cleanup Levels:							
Groundwater, Method A		NS	5.00	NS	0.01	NS	NS
Groundwater, Method B, Cancer		NS	20.83	0.521	0.0219	NS	1.68
Groundwater, Method B, Non-cancer		NS	48.00	160.00	72.00	160.00	240.00
Surface Water, Method B, Cancer		NS	99.60	20.30	NS	NS	NS
Surface Water, Method B, Non-cancer		NS	502.00	13,600.00	NS	5,190.00	NS
Surface Water, Method B, Aquatic Life Marine/Chronic WAC 173-201A		NS	NS	NS	NS	NS	NS

ehsi
EHS International, Inc.

Table 18: Volatile Organic Compounds
Groundwater Monitoring Well Sampling Results (I)
Bus Maintenance Facility, Project #10737c
Seattle, Washington

Sample Number	Date / Quarter	Styrene	Isopropyl benzene	Bromoform	n-Propyl benzene	Bromo benzene	1,3,5-Trimethyl benzene
EMW08-01	2/7/2017	<1	<1	<1	<1	<1	<1
EMW09-01	2/7/2017	<1	<1	<1	<1	<1	<1
EMW09-01 Dup.	2/7/2017	<1	<1	<1	<1	<1	<1
MTCA Cleanup Levels:							
Groundwater, Method A		NS	NS	NS	NS	NS	NS
Groundwater, Method B, Cancer		NS	NS	5.54	NS	NS	NS
Groundwater, Method B, Non-cancer		1,600.00	800.00	160.00	800.00	NS	80.00
Surface Water, Method B, Cancer		NS	NS	21.60	NS	NS	NS
Surface Water, Method B, Non-cancer		NS	NS	13,600.00	NS	NS	NS
Surface Water, Method B, Aquatic Life Marine/Chronic WAC 173-201A		NS	NS	NS	NS	NS	NS

ehsi
EHS International, Inc.

Table 18: Volatile Organic Compounds
Groundwater Monitoring Well Sampling Results (I)
Bus Maintenance Facility, Project #10737c
Seattle, Washington

Sample Number	Date / Quarter	1,1,2,2-Tetrachloro ethane	1,2,3-Trichloro propane	2-Chloro toluene	4-Chloro toluene	tert-Butyl benzene	1,2,4-Trimethyl benzene
EMW08-01	2/7/2017	<1	<1	<1	<1	<1	<1
EMW09-01	2/7/2017	<1	<1	<1	<1	<1	1.9
EMW09-01 Dup.	2/7/2017	<1	<1	<1	<1	<1	2.1
MTCA Cleanup Levels:							
Groundwater, Method A		NS	NS	NS	NS	NS	NS
Groundwater, Method B, Cancer		0.219	0.00146	NS	NS	NS	NS
Groundwater, Method B, Non-cancer		160.00	32.00	160.00	NS	800.00	NS
Surface Water, Method B, Cancer		6.48	NS	NS	NS	NS	NS
Surface Water, Method B, Non-cancer		10,400.00	NS	NS	NS	NS	NS
Surface Water, Method B, Aquatic Life Marine/Chronic WAC 173-201A		NS	NS	NS	NS	NS	NS

ehsi
EHS International, Inc.

Table 18: Volatile Organic Compounds
Groundwater Monitoring Well Sampling Results (I)
Bus Maintenance Facility, Project #10737c
Seattle, Washington

Sample Number	Date / Quarter	sec-Butyl benzene	p-Isopropyl toluene	1,3-Dichloro benzene	1,4-Dichloro benzene	1,2-Dichloro benzene	n-Butyl benzene
EMW08-01	2/7/2017	<1	<1	<1	<1	<1	<1
EMW09-01	2/7/2017	<1	<1	<1	<1	<1	<1
EMW09-01 Dup.	2/7/2017	<1	<1	<1	<1	<1	<1
MTCA Cleanup Levels:							
Groundwater, Method A		NS	NS	NS	NS	NS	NS
Groundwater, Method B, Cancer		NS	NS	NS	8.10	NS	NS
Groundwater, Method B, Non-cancer		800.00	NS	NS	560.00	720.00	400.00
Surface Water, Method B, Cancer		NS	NS	NS	21.40	NS	NS
Surface Water, Method B, Non-cancer		NS	NS	NS	3,240.00	4,170.00	NS
Surface Water, Method B, Aquatic Life Marine/Chronic WAC 173-201A		NS	NS	NS	NS	NS	NS

Table 18: Volatile Organic Compounds
Groundwater Monitoring Well Sampling Results (I)
Bus Maintenance Facility, Project #10737c
Seattle, Washington

Sample Number	Date / Quarter	1,2-Dibromo-3-chloro propane	1,2,4-Trichloro benzene	Hexachloro butadiene	Naph thalene	1,2,3-Trichloro benzene
EMW08-01	2/7/2017	<10	<1	<1	<1	<1
EMW09-01	2/7/2017	<10	<1	<1	<1	<1
EMW09-01 Dup.	2/7/2017	<10	<1	<1	<1	<1
MTCA Cleanup Levels:						
Groundwater, Method A		NS	NS	NS	160.00	NS
Groundwater, Method B, Cancer		0.0547	1.51	0.561	NS	NS
Groundwater, Method B, Non-cancer		1.60	80.00	8.00	160.00	NS
Surface Water, Method B, Cancer		NS	2.03	29.70	NS	NS
Surface Water, Method B, Non-cancer		NS	236.00	92.60	4,710.00	NS
Surface Water, Method B, Aquatic Life Marine/Chronic WAC 173-201A		NS	NS	NS	NS	NS

Notes:
(I): Sampling results compared to MTCA Method A and B cleanup levels.
Concentrations are reported in µg/L (ppb)
Detections are **bolded**. Exceedances of MTCA are **bolded** and shaded.
N/T: Not Tested
NS: No Standard

ehsi
EHS International, Inc.

Table 19: Monitored Natural Attenuation Parameters and pH
Groundwater Sampling Results (I)

Bus Maintenance Facility, Project #10737c
Seattle, Washington

Sample Number	Date	Methane (µg/L)	Ethane (µg/L)	Ethene (µg/L)	Iron (µg/L)	Manganese (µg/L)	Ferrous Iron (mg/l)	Total Organic Carbon (mg/l)	Alkalinity (as CaCO3) (mg/l)	Chloride (mg/l)	Sulfate (mg/l)	Nitrate (mg/l)	Sulfite (mg/l)	pH *
EMW03-01	2/7/2017	**20**	<10	<10	**5,110**	**223**	**6.5**	**7.48**	**165**	**4,890**	**554**	<5	**220**	**7.2**
EMW09-01	2/7/2017	**450**	<10	<10	**1170**	**965**	**3.77**	**30.30**	**240**	**661**	**107**	<2.50	N/T	**7.2**
MTCA Cleanup Levels:														
Groundwater, Method A		NS	NS	NS	NS	NS	NS	NS	NS	NS	NS	NS	NS	NS
Groundwater, Method B, Cancer		NS	NS	NS	NS	NS	NS	NS	NS	NS	NS	NS	NS	NS
Groundwater, Method B, Non-cancer		NS	NS	NS	11,200	2,240	NS	NS	NS	NS	NS	NS	NS	NS
Surface Water, Method B, Cancer		NS	NS	NS	NS	NS	NS	NS	NS	NS	NS	NS	NS	NS
Surface Water, Method B, Non-cancer		NS	NS	NS	NS	NS	NS	NS	NS	NS	NS	NS	NS	NS
Surface Water, Method B, Aquatic Life Marine/Chronic WAC 173-		NS	NS	NS	NS	NS	NS	NS	NS	NS	NS	NS	NS	NS
RCRA Hazardous Waste Characterization														
RCRA Hazardous Waste		N/A	N/A	N/A	N/A	N/A	N/A	N/A	N/A	N/A	N/A	N/A	N/A	≤2 or ≥12.5

Notes:

Samples analyzed by Friedman & Bruya, Inc. and AmTest Laboratories

*Sample result for pH compared to RCRA Hazardous Waste Characterization standards

(I): Sampling results compared to MTCA Method A and B cleanup levels.

Detections are **bolded**. Exceedances of MTCA/ RCRA Hazardous Waste Characterization are **bolded** and shaded.

NS: No Standard

N/A: Not Applicable

N/T: Not Tested

Table 20: Dissolved Metals
Groundwater Monitoring Well Sampling Results (I)

Bus Maintenance Facility, Project #10737c
Seattle, Washington

Sample Number	Date / Quarter	Chromium	Arsenic	Selenium	Silver	Cadmium	Barium	Lead	Mercury
EMW01-01	2/7/2017	N/T	N/T	N/T	N/T	N/T	N/T	<1	N/T
EMW02-01	2/7/2017	N/T	<1	N/T	N/T	N/T	N/T	<1	N/T
EMW05-01	2/7/2017	N/T	**4.97**	N/T	N/T	N/T	N/T	N/T	N/T
EMW08-01	2/7/2017	**1.59**	**5.89**	N/T	N/T	<1	N/T	<1	<1
EMW09-01	2/7/2017	**1.39**	**2.92**	N/T	N/T	<1	N/T	<1	<1
MTCA Cleanup Levels:									
Groundwater, Method A		50	5	NS	NS	5	NS	15	2
Groundwater, Method B, Cancer		NS	0.06	NS	NS	NS	NS	NS	NS
Groundwater, Method B, Non-cancer		24,000 Cr III	4.80	80.00	80.00	8.00	3,200.00	NS	NS
Surface Water, Method B, Cancer		NS	0.0982	NS	NS	NS	NS	NS	NS
Surface Water, Method B, Non-cancer		NS	17.70	2,700.00	25,900.00	40.50	NS	NS	NS
Surface Water, Method B, Aquatic Life Marine/Chronic WAC 173-201A		NS	36.00	71.00	1.90	9.30	NS	8.10	0.025

Notes:
(I): Sampling results compared to MTCA Method A and B Cleanup Levels.
Concentrations are reported in µg/L (ppb)
Detections are **bolded**. Exceedances of MTCA are **bolded** and shaded.
Samples analyzed by Friedman & Bruya, Inc.
All samples filtered prior to analysis
N/T: Not Tested
NS: No Standard

ehsi
EHS-International, Inc.

Table 21: Total Metals
Groundwater Monitoring Well Sampling Results (I)

Bus Maintenance Facility, Project #10737c
Seattle, Washington

Sample Number	Date / Quarter	Chromium	Arsenic	Selenium	Silver	Cadmium	Barium	Lead	Mercury
EMW01-01	2/7/2017	N/T	N/T	N/T	N/T	N/T	N/T	<1	N/T
EMW02-02	2/7/2017	N/T	<1	N/T	N/T	N/T	N/T	<1	N/T
EMW05-01	2/7/2017	N/T	**4.89**	N/T	N/T	N/T	N/T	N/T	N/T
EMW08-01	2/7/2017	**1.52**	**6.61**	N/T	N/T	<1	N/T	<1	<1
EMW09-01	2/7/2017	**3.78**	**5.13**	N/T	N/T	<1	N/T	**3.46**	<1
MTCA Cleanup Levels: Unrestricted Land Use									
Groundwater, Method A		50	5	NS	NS	5	NS	15	2
Groundwater, Method B, Cancer		NS	0.06	NS	NS	NS	NS	NS	NS
Groundwater, Method B, Non-cancer		24,000 Cr III	4.80	80.00	80.00	8.00	3,200.00	NS	NS
Surface Water, Method B, Cancer		NS	0.0982	NS	NS	NS	NS	NS	NS
Surface Water, Method B, Non-cancer		NS	17.70	2,700.00	25,900.00	40.50	NS	NS	NS
Surface Water, Method B, Aquatic Life Marine/Chronic WAC 173-201A		NS	36.00	71.00	1.90	9.30	NS	8.10	0.025

Notes:
(I): Sampling results compared to MTCA Method A and B Cleanup Levels.
Concentrations are reported in µg/L (ppb)
Detections are **bolded**. Exceedances of MTCA are **bolded** and shaded.
Samples analyzed by Friedman & Bruya, Inc.
N/T Not Tested
NS: No Standard

ehsi
EHS-International Inc.

Table 22 Semivolatile Organic Compounds
Groundwater Monitoring Well Sampling Results (I)

Bus Maintenance Facility, Project #10737c
Seattle, Washington

Sample Number	Date / Quarter	Phenol	Bis(2-Chloro ethyl) ether	2-Chloro phenol	1,3-Dichloro benzene	1,4-Dichloro benzene	1,2-Dichloro benzene	Benzyl Alcohol
EMW01-01	2/7/2017	<2	<0.2	<2	<0.2	<0.2	<0.2	<2
EMW05-01	2/7/2017	<2	<0.2	<2	<0.2	<0.2	<0.2	<2
EMW08-01	2/7/2017	<2	<0.2	<2	<0.2	<0.2	<0.2	<2
EMW09-01	2/7/2017	<2	<0.2	<2	<0.2	<0.2	<0.2	<2
MTCA Cleanup Levels:								
Groundwater, Method A		NS	NS	NS	NS	NS	NS	NS
Groundwater, Method B, Cancer		NS	0.0398	NS	NS	8.10	NS	NS
Groundwater, Method B, Non-cancer		2,400.00	NS	40.00	NS	560.00	720.00	800.00
Surface Water, Method B, Cancer		NS	0.854	NS	NS	21.40	NS	NS
Surface Water, Method B, Non-cancer		556,000.00	NS	99.70	NS	3,240.00	4,170.00	NS
Surface Water, Method B, Aquatic Life Marine/Chronic WAC 173-201A		NS	NS	NS	NS	NS	NS	NS

Table 22 Semivolatile Organic Compounds
Groundwater Monitoring Well Sampling Results (I)

Bus Maintenance Facility, Project #10737c
Seattle, Washington

Sample Number	Date / Quarter	Bis(2-chloro isopropyl) ether	2-Methyl phenol	Hexachloro ethane	N-Nitroso-di-n-propyl amine	3-Methyl phenol + 4-Methyl phenol	Nitro benzene	Isophorone
EMW01-01	2/7/2017	<0.2	<2	<0.2	<0.2	<4	<0.2	<0.2
EMW05-01	2/7/2017	<0.2	<2	<0.2	<0.2	<4	<0.2	<0.2
EMW08-01	2/7/2017	<0.2	<2	<0.2	<0.2	<4	<0.2	<0.2
EMW09-01	2/7/2017	<0.2	<2	<0.2	<0.2	<4	<0.2	<0.2
MTCA Cleanup Levels:								
Groundwater, Method A		NS	NS	NS	NS	NS	NS	NS
Groundwater, Method B, Cancer		NS	NS	1.09	0.0125	NS	NS	46.1
Groundwater, Method B, Non-cancer		NS	400.00	5.60	NS	400.00	16.00	1,600.00
Surface Water, Method B, Cancer		NS	NS	1.86	0.842	NS	NS	1,550.00
Surface Water, Method B, Non-cancer		NS	NS	20.90	NS	NS	179.00	118,000.00
Surface Water, Method B, Aquatic Life Marine/Chronic WAC 173-201A		NS	NS	NS	NS	NS	NS	NS

Table 22 Semivolatile Organic Compounds
Groundwater Monitoring Well Sampling Results (I)

Bus Maintenance Facility, Project #10737c
Seattle, Washington

Sample Number	Date / Quarter	2-Nitro phenol	2,4-Dimethyl phenol	Benzoic Acid	Bis (2-chloro ethoxy) methane	2,4-Dichloro phenol	1,2,4-Trichloro benzene	Hexachloro butadiene
EMW01-01	2/7/2017	<2	<2	<10	<0.2	<2	<0.2	<0.2
EMW05-01	2/7/2017	<2	<2	<10	<0.2	<2	<0.2	<0.2
EMW08-01	2/7/2017	<2	<2	<10	<0.2	<2	<0.2	<0.2
EMW09-01	2/7/2017	<2	<2	<10	<0.2	<2	<0.2	<0.2
MTCA Cleanup Levels:								
Groundwater, Method A		NS	NS	NS	NS	NS	NS	NS
Groundwater, Method B, Cancer		NS	NS	NS	NS	NS	1.51	0.561
Groundwater, Method B, Non-cancer		NS	160.00	64,000.00	NS	24.00	80.00	8.00
Surface Water, Method B, Cancer		NS	NS	NS	NS	NS	2.03	29.70
Surface Water, Method B, Non-cancer		NS	552.00	NS	NS	190.00	236.00	926.00
Surface Water, Method B, Aquatic Life Marine/Chronic WAC 173-201A		NS	NS	NS	NS	NS	NS	NS

Table 22 Semivolatile Organic Compounds
Groundwater Monitoring Well Sampling Results (I)

Bus Maintenance Facility, Project #10737c
Seattle, Washington

Sample Number	Date / Quarter	4-Chloro aniline	4-Chloro-3-methyl phenol	2-Methyl naphthalene*	1-Methyl naphthalene	Hexachloro cyclo pentadiene	2,4,6-Trichlorophenol	2,4,5-Trichloro phenol
EMW01-01	2/7/2017	<20	<2	<0.2	<0.2	<0.6	<2	<2
EMW05-01	2/7/2017	<20	<2	<0.2	<0.2	<0.6	<2	<2
EMW08-01	2/7/2017	<20	<2	<0.2	<0.2	<0.6	<2	<2
EMW09-01	2/7/2017	<20	<2	**0.52**	**1.3**	<0.6	<2	<2
MTCA Cleanup Levels:								
Groundwater, Method A		NS	NS	NS	NS	NS	NS	NS
Groundwater, Method B, Cancer		0.219	NS	NS	1.51	NS	3.98	NS
Groundwater, Method B, Non-cancer		32.00	NS	32.00	560.00	48.00	8.00	800.00
Surface Water, Method B, Cancer		NS	NS	NS	NS	NS	3.93	NS
Surface Water, Method B, Non-cancer		NS	NS	NS	NS	3,620.00	17.30	NS
Surface Water, Method B, Aquatic Life Marine/Chronic WAC 173-201A		NS	NS	NS	NS	NS	NS	NS

Table 22 Semivolatile Organic Compounds
Groundwater Monitoring Well Sampling Results (I)

Bus Maintenance Facility, Project #10737c
Seattle, Washington

Sample Number	Date / Quarter	2-Chloro naphthalene	2-Nitro aniline	Dimethyl phthalate	2,6-Dinitro toluene	3-Nitro aniline	2,4-Dinitro phenol	Dibenzo furan
EMW01-01	2/7/2017	<0.2	<1	<2	<1	<20	<6	<0.2
EMW05-01	2/7/2017	<0.2	<1	<2	<1	<20	<6	<0.2
EMW08-01	2/7/2017	<0.2	<1	<2	<1	<20	<6	<0.2
EMW09-01	2/7/2017	<0.2	<1	<2	<1	<20	<6	<0.2
MTCA Cleanup Levels:								
Groundwater, Method A		NS	NS	NS	NS	NS	NS	NS
Groundwater, Method B, Cancer		NS	NS	NS	0.0583	NS	NS	NS
Groundwater, Method B, Non-cancer		640.00	160.00	NS	4.80	NS	32.00	16.00
Surface Water, Method B, Cancer		NS	NS	NS	NS	NS	NS	NS
Surface Water, Method B, Non-cancer		1,040.00	NS	NS	NS	NS	3,460.00	NS
Surface Water, Method B, Aquatic Life Marine/Chronic WAC 173-201A		NS	NS	NS	NS	NS	NS	NS

Table 22 Semivolatile Organic Compounds
Groundwater Monitoring Well Sampling Results (I)

Bus Maintenance Facility, Project #10737c
Seattle, Washington

Sample Number	Date / Quarter	2,4-Dinitro toluene	4-Nitro phenol	Diethyl phthalate	4-Chlorophenyl phenyl ether	N-Nitro sodiphenyl amine	4-Nitro aniline	4,6-Dinitro-2-methyl phenol
EMW01-01	2/7/2017	<1	<6	<2	<0.2	<0.2	<20	<6
EMW05-01	2/7/2017	<1	<6	<2	<0.2	<0.2	<20	<6
EMW08-01	2/7/2017	<1	<6	<2	<0.2	<0.2	<20	<6
EMW09-01	2/7/2017	<1	<6	<2	<0.2	<0.2	<20	<6
MTCA Cleanup Levels:								
Groundwater, Method A		NS	NS	NS	NS	NS	NS	NS
Groundwater, Method B, Cancer		0.282	NS	NS	NS	17.90	NS	NS
Groundwater, Method B, Non-cancer		32.00	NS	12,800.00	NS	NS	NS	NS
Surface Water, Method B, Cancer		5.50	NS	NS	NS	9.45	NS	NS
Surface Water, Method B, Non-cancer		1,360.00	NS	28,400.00	NS	NS	NS	NS
Surface Water, Method B, Aquatic Life Marine/Chronic WAC 173-201A		NS	NS	NS	NS	NS	NS	NS

Table 22 Semivolatile Organic Compounds
Groundwater Monitoring Well Sampling Results (I)

Bus Maintenance Facility, Project #10737c
Seattle, Washington

Sample Number	Date / Quarter	4-Bromophenyl phenyl ether	Hexachloro benzene	Pentachloro phenol	Carbazole	Di-n-butyl phthalate	Benzyl butyl phthalate	Bis(2-ethylhexyl) phthalate
EMW01-01	2/7/2017	<0.2	<0.2	<2	<2	<2	<2	<3.2
EMW05-01	2/7/2017	<0.2	<0.2	<2	<2	<2	<2	<3.2
EMW08-01	2/7/2017	<0.2	<0.2	<2	<2	<2	<2	<3.2
EMW09-01	2/7/2017	<0.2	<0.2	<2	<2	<2	<2	<3.2
MTCA Cleanup Levels:								
Groundwater, Method A		NS	NS	NS	NS	NS	NS	NS
Groundwater, Method B, Cancer		NS	0.0547	0.22	NS	NS	45.10	6.25
Groundwater, Method B, Non-cancer		NS	12.80	80.00	NS	1,600.00	3,200.00	320.00
Surface Water, Method B, Cancer		NS	0.000466	1.47	NS	NS	NS	3.56
Surface Water, Method B, Non-cancer		NS	0.238	1,180.00	NS	2,910.00	NS	399.00
Surface Water, Method B, Aquatic Life Marine/Chronic WAC 173-201A		NS	NS	7.90	NS	NS	NS	NS

Table 22 Semivolatile Organic Compounds
Groundwater Monitoring Well Sampling Results (I)

Bus Maintenance Facility, Project #10737c
Seattle, Washington

Sample Number	Date / Quarter	Di-n-octyl phthalate
EMW01-01	2/7/2017	<2
EMW05-01	2/7/2017	<2
EMW08-01	2/7/2017	<2
EMW09-01	2/7/2017	<2

MTCA Cleanup Levels:

Groundwater, Method A	NS
Groundwater, Method B, Cancer	NS
Groundwater, Method B, Non-cancer	160.00
Surface Water, Method B, Cancer	NS
Surface Water, Method B, Non-cancer	NS
Surface Water, Method B, Aquatic Life Marine/Chronic WAC 173-201A	NS

Notes:

(I): Sampling results compared to MTCA Method A and B cleanup levels.
Concentrations are reported in µg/L (ppb)
Detections are **bolded**. Exceedances of MTCA are **bolded** and shaded.
* - Samples were compared to LDW cleanup level of 64 µg/L (ppb) for 2-Methylnaphthalene, as it was the only detected VOC
N/T - Not Tested.
NS: No Standard
Samples analyzed by EPA Method 8270D by Friedman & Bruya, Inc.

Table 23: Semivolatile Organic Compounds (PAHs via SIM)
Groundwater Monitoring Well Sampling Results (I)

Bus Maintenance Facility, Project #10737c
Seattle, Washington

Sample Number	Date / Quarter	Naphthalene	Acenaphthylene	Acenaphthene	Fluorene	Phenanthrene	Anthracene	Fluoranthene
EMW01-01	2/7/2017	<0.03	<0.03	<0.03	<0.03	<0.03	<0.03	<0.03
EMW05-01	2/7/2017	**0.23**	<0.03	**7.8**	**0.31**	**0.25**	**0.077**	**0.22**
EMW08-01	2/7/2017	<0.03	<0.03	<0.03	<0.03	<0.03	<0.03	<0.03
EMW09-01	2/7/2017	**0.79**	**0.061**	**0.50**	**0.32**	<0.03	<0.03	**0.052**
MTCA Cleanup Levels: Unrestricted Land Use								
Groundwater, Method A		160.00	NS	NS	NS	NS	4,800.00	NS
Groundwater, Method B, Cancer		NS	NS	NS	NS	NS	NS	NS
Groundwater, Method B, Non-cancer		160.00	NS	960.00	640.00	NS	NS	640.00
Surface Water, Method B, Cancer		NS	NS	NS	NS	NS	NS	NS
Surface Water, Method B, Non-cancer		4,710.00	NS	648.00	3,460.00	NS	25,900.00	86.40
Surface Water, Method B, Aquatic Life Marine/Chronic WAC 173-201A		NS	NS	NS	NS	NS	NS	NS

Table 23: Semivolatile Organic Compounds (PAHs via SIM)
Groundwater Monitoring Well Sampling Results (I)

Bus Maintenance Facility, Project #10737c
Seattle, Washington

Sample Number	Date / Quarter	Pyrene	Benz(a) anthracene	Chrysene	Benzo(a) pyrene	Benzo(b) fluoranthene	Benzo(k) fluoranthene	Indeno (1,2,3-cd) pyrene
EMW01-01	2/7/2017	<0.03	<0.03	<0.03	<0.03	<0.03	<0.03	<0.03
EMW05-01	2/7/2017	**0.46**	**0.13**	**0.20**	**0.067**	**0.15**	**0.043**	<0.03
EMW08-01	2/7/2017	<0.03	<0.03	<0.03	<0.03	<0.03	<0.03	<0.03
EMW09-01	2/7/2017	**0.13**	<0.03	<0.03	<0.03	<0.03	<0.03	<0.03
MTCA Cleanup Levels: Unrestricted Land Use								
Groundwater, Method A		NS	NS	NS	0.10	NS	NS	NS
Groundwater, Method B, Cancer		NS	0.12	12.00	NS	0.12	1.20	0.12
Groundwater, Method B, Non-cancer		480.00	NS	NS	NS	NS	NS	NS
Surface Water, Method B, Cancer		NS	0.296	29.60	0.0296	0.296	2.96	NS
Surface Water, Method B, Non-cancer		2,590.00	NS	NS	NS	NS	NS	NS
Surface Water, Method B, Aquatic Life Marine/Chronic WAC 173-201A		NS	NS	NS	NS	NS	NS	NS

Table 23: Semivolatile Organic Compounds (PAHs via SIM)
Groundwater Monitoring Well Sampling Results (I)

Bus Maintenance Facility, Project #10737c
Seattle, Washington

Sample Number	Date / Quarter	Dibenz(a,h) anthracene	Benzo(g,h,i) perylene
EMW01-01	2/7/2017	<0.03	<0.03
EMW05-01	2/7/2017	<0.03	**0.031**
EMW08-01	2/7/2017	<0.03	<0.03
EMW09-01	2/7/2017	<0.03	<0.03

MTCA Cleanup Levels: Unrestricted Land Use

Groundwater, Method A	NS	NS
Groundwater, Method B, Cancer	0.01	NS
Groundwater, Method B, Non-cancer	NS	NS
Surface Water, Method B, Cancer	NS	NS
Surface Water, Method B, Non-cancer	NS	NS
Surface Water, Method B, Aquatic Life Marine/Chronic WAC 173-201A	NS	NS

Notes:
(I): Sampling results compared to MTCA Method A and B cleanup levels
Concentrations are reported in µg/L (ppb)
Detections are **bolded**. Exceedances of MTCA are **bolded** and shaded.
NS: No Standard
Samples analyzed by EPA Method 8270D SIM by Friedman & Bruya, Inc.

Table 24: Polychlorinated Biphenyls
Groundwater Monitoring Well Sampling Results (I)

Bus Maintenance Facility, Project #10737c
Seattle, Washington

Sample Number	Date	Aroclor 1221	Aroclor 1232	Aroclor 1016	Aroclor 1242	Aroclor 1248	Aroclor 1254	Aroclor 1260
EMW05-01	2/7/2017	<0.1	<0.1	<0.1	<0.1	<0.1	<0.1	<0.1
EMW08-01	2/7/2017	<0.1	<0.1	<0.1	<0.1	<0.1	<0.1	<0.1
EMW09-01	2/7/2017	<0.1	<0.1	<0.1	<0.1	<0.1	<0.1	<0.1
MTCA Cleanup Levels:								
Groundwater, Method A		0.1	0.1	0.1	0.1	0.1	0.1	0.1
Groundwater, Method B, Cancer		NS	NS	1.25	NS	NS	0.0438	0.0438
Groundwater, Method B, Non cancer		NS	NS	1.12	NS	NS	0.32	NS
Surface Water, Method B, Cancer		NS	NS	0.00299	NS	NS	0.000105	0.0982
Surface Water, Method B, Non-cancer		NS	NS	0.00585	NS	NS	0.00167	17.70
Surface Water, Method B, Aquatic Life Marine/Chronic WAC 173-201A		NS	NS	NS	NS	NS	NS	NS

Notes:
(I): Sampling results compared to MTCA Method A and B cleanup levels
Concentrations are reported in µg/L (ppb)
Detections are **bolded**. Exceedances of MTCA are **bolded** and shaded.
Samples analyzed by Friedman & Bruya, Inc.
Samples Analyzed by EPA Method 8082A
NS: No Standard

TAB 1 NO. 2

TABLES

TABLE 1: SOIL SAMPLE SOURCE INFORMATION	
SOIL SAMPLE IDENTIFICATION	**SAMPLE LOCATION AND DEPTH**
EP1-10	Boring EP1 at 10' BGS (southwest side of AST cluster).
EP2-10	Boring EP2 at 10' BGS (northwest side of AST cluster).
EP3-8	Boring EP3 at 8' BGS (next to diesel fuel dispenser).
EP4-8	Boring EP4 at 8' BGS (north side of USTs).
EP5-8	Boring EP5 at 8' BGS (west side of USTs).
EP6-8	Boring EP6 at 8' BGS (east side of USTs).
EP7-4	Boring EP7 at 4' BGS (next to cath basin in northwestern portion of subject property).
EP8-4	Boring EP8 at 4' BGS (former AST location on northwestern portion of subject property).
EP9-6	Boring EP9 at 6' BGS (northwest corner of subject property at former engine and transmission storage).
EP10-8	Boring EP10 at 8' BGS (southwest side of northwest maintenance bay).
EP11-8	Boring EP11 at 8' BGS (next to gasoline/diesel fuel dispenser).
EP12-8	Boring EP12 at 8' BGS (near strip drain and sump in southeast maintenance bay).

TABLE 2: GROUNDWATER SAMPLE SOURCE INFORMATION	
GROUNDWATER SAMPLE IDENTIFICATION	**SAMPLE LOCATION**
EP1-GW	Boring EP1, near south side of AST cluster.
EP2-GW	Boring EP2, next to northwest side of AST cluster.
EP3-GW	Boring EP3, next to diesel fuel dispenser.
EP4-GW	Boring EP4, north side of USTs.
EP5-GW	Boring EP5, west side of USTs.
EP6-GW	Boring EP6, east side of USTs.
EP7-GW	Boring EP7, next to catch basin at northwest portion of site.
EP8-GW	Boring EP8, former AST location at northwest corner of site.
EP9-GW	Boring EP9, northwest corner of site at former engine and transmission storage area.
EP10-GW	Boring EP10, southwest side of northwest maintenance bay.
EP11-GW	Boring EP11, next to gasoline/diesel fuel dispenser.
EP11-GW Dup.	Duplicate sample of EP11-GW.
EP12-GW	Boring EP12, at closest practical approach to strip drain and sump in southeast maintenance bay.

Table 3: Total Petroleum Hydrocarbons
Soil Sampling Results (I)
Horizon Bus Line, Phase II ESA
Seattle, Washington

Sample Number	Date	Gasoline Range*	Diesel Range**	Motor Oil Range**	Benzene***	Toluene***	Ethyl benzene***	Total Xylenes***
EP1-10	11/10/2016	<2	<50	<250	<0.03	<0.05	<0.05	<0.15
EP2-10	11/10/2016	<2	<50	<250	<0.03	<0.05	<0.05	<0.15
EP3-8	11/11/2016	<2	**13,000**	**950 x**	<0.02	<0.02	<0.02	<0.06
EP4-8	11/10/2016	<2	<50	<250	<0.02	<0.02	<0.02	<0.06
EP5-8	11/10/2016	<2	<50	<250	<0.02	<0.02	<0.02	<0.06
EP6-8	11/10/2016	<2	<50	<250	<0.02	<0.02	<0.02	<0.06
EP7-4	11/10/2016	<2	<50	<250	<0.03	<0.05	<0.05	<0.15
EP8-4	11/10/2016	<2	<50	<250	<0.03	<0.05	<0.05	<0.15
EP9-6	11/11/2016	<2	<50	<250	<0.02	<0.02	<0.02	<0.06
EP10-8	11/11/2016	<2	<50	<250	<0.02	<0.02	<0.02	<0.06
EP11-8	11/11/2016	<2	<50	<250	<0.02	<0.02	<0.02	<0.06
EP12-8	11/11/2016	<2	<50	**820**	<0.02	<0.02	<0.02	<0.06
MTCA Cleanup Levels: Unrestricted Land Use								
Soil, Method A		30* / 100	2,000		0.03	7.00	6.00	9.00
Soil, Method B, Cancer		NS	NS	NS	18.20	NS	NS	NS
Soil, Method B, Non-cancer		NS	NS	NS	320	6,400	8,000	16,000

Notes:
(I): Sampling results compared to MTCA Method A cleanup levels. If Method A cleanup levels were not available, data was compared to MTCA Method B cleanup levels
*: Samples analyzed by Method NWTPH-Gx
**: Samples analyzed by Method NWTPH-Dx
***: Samples analyzed by EPA Method 8021B, except EP1-10, EP2-10, EP7-4, EP8-4, and EP9-6, , which were analyzed by EPA Method 8260C.
Concentrations are reported in perts per million (ppm) in units of milligrams per kilogram (mg/kg).
Bold - Detection of analyte.
Bold and shaded - Exceedance of MTCA Method A Soil Cleanup Level.
Samples analyzed by Friedman & Bruya, Inc.
Laboratory Data Qualifiers:
X = The sample did not match the fuel standard used for quantitation.

Table 4: Total Petroleum Hydrocarbons
Groundwater Sampling Results (I)
Horizon Bus Line, Phase II ESA
Seattle, Washington

Sample Number	Date	Gasoline Range*	Diesel Range**	Motor Oil Range**	Benzene ***	Toluene ***	Ethyl benzene ***	Total Xylenes ***
EP1-GW	11/10/2016	<100	<50	<250	<0.35	<1	<1	<3
EP2-GW	11/10/2016	<100	**100 x E**	<250	<0.35	<1	<1	<3
EP3-GW	11/11/2016	180	**9,700**	**1000 x**	<1	<1	<1	<3
EP4-GW	11/10/2016	<100	160	<350	<1	<1	<1	<3
EP5-GW	11/10/2016	<100	<50	<250	<1	<1	<1	<3
EP6-GW	11/10/2016	<100	**160 x**	**260 x**	<1	<1	<1	<3
EP7-GW	11/10/2016	<100	**130 x**	<250	<0.35	<1	<1	<3
EP8-GW	11/10/2016	<100	<85	<420	<0.35	<1	<1	<3
EP9-GW	11/11/2016	<100	<80	<400	<0.35	<1	<1	<3
EP10-GW	11/11/2016	<100	<50	<250	<0.35	<1	<1	<3
EP11-GW	11/11/2016	<100	**84 x**	<250	<1	<1	<1	<3
EP11-GW Dup	11/11/2016	<100	NA	NA	<1	<1	<1	<3
EP12-GW	11/11/2016	<100	**620 x**	**1300 x**	<0.35	<1	<1	<3
MTCA Cleanup Levels: Unrestricted Land Use								
Groundwater, Method A		800^ / 1000	500.00		5.00	1,000.00	700.00	1,000.00
Groundwater, Method B, Cancer		NS	NS	NS	0.795	NS	NS	NS
Groundwater, Method B, Non-cancer		NS	NS	NS	32.00	640.00	800.00	1,600.00

Notes:
(I): Sampling results compared to MTCA Method A cleanup levels. If Method A cleanup levels were not available, data was compared to MTCA Method B cleanup levels
Concentrations are reported parts per billion (ppb) in units of micrograms per liter (µg/L)
*: Samples Analyzed by Method NWTPH-Gx
**: Samples Analyzed by Method NWTPH-Dx
***: Samples Analyzed by EPA Method 8260C or EPA Method 8021B
Bold - Detection of analyte.
Bold and shaded - Exceedance of MTCA Method A Groundwater Cleanup Level.
Laboratory Data Qualifiers:
X = The sample did not match the fuel standard used for quantitation.
E = Estimated value.
Samples analyzed by Friedman & Bruya, Inc.

Table 5: Volatile Compounds
Soil Sampling Results (I)
Horizon Bus Line, Phase II ESA
Seattle, Washington

Sample Number	Date	Dichloro difluoro methane	Chloromethane	Vinyl chloride	Bromomethane	Chloroethane	Trichloro fluoro methane	Acetone
EP1-10	11/10/2016	<0.5	<0.5	<0.05	<0.5	<0.5	<0.5	<0.5
EP2-10	11/10/2016	<0.5	<0.5	<0.05	<0.5	<0.5	<0.5	<0.5
EP7-4	11/10/2016	<0.5	<0.5	<0.05	<0.5	<0.5	<0.5	<0.5
EP8-4	11/10/2016	<0.5	<0.5	<0.05	<0.5	<0.5	<0.5	<0.5
MTCA Cleanup Levels: Unrestricted Land Use								
Soil, Method A		NS	NS	NS	NS	NS	NS	NS
Soil, Method B, Cancer		NS	NS	NS	NS	NS	NS	NS
Soil, Method B, Non-cancer		16,000.00	NS	240.00	112.00	NS	24,000.00	72,000.00

Sample Number	Date	1, 1-Dichloro ethene	Hexane	Methylene Chloride	Methyl t-butyl Ether (MTBE)	Trans-1,2-Dichloroethene	1,1-Dichloro ethane	2,2-Dichloropropane
EP1-10	11/10/2016	<0.05	<0.25	<0.5	<0.05	<0.05	<0.05	<0.05
EP2-10	11/10/2016	<0.05	<0.25	<0.5	<0.05	<0.05	<0.05	<0.05
EP7-4	11/10/2016	<0.05	<0.25	<0.5	<0.05	<0.05	<0.05	<0.05
EP8-4	11/10/2016	<0.05	<0.25	<0.5	<0.05	<0.05	<0.05	<0.05
MTCA Cleanup Levels: Unrestricted Land Use								
Soil, Method A		NS	NS	0.02	0.10	NS	NS	NS
Soil, Method B, Cancer		NS	NS	500.00	556.00	NS	175.00	NS
Soil, Method B, Non-cancer		4,000.00	4,800.00	480.00	NS	1,600.00	16,000.00	NS

Table 5: Volatile Compounds
Soil Sampling Results (I)
Horizon Bus Line, Phase II ESA
Seattle, Washington

Sample Number	Date	cis-1,2-Dichloroethene	Chloroform	1,1,1-Trichloroethane	Carbon Tetrachloride	1,1-Dichloro propane	1,2-Dichloroethane	Trichloroethene
EP1-10	11/10/2016	<0.05	<0.05	<0.05	<0.05	<0.05	<0.05	<0.02
EP2-10	11/10/2016	<0.05	<0.05	<0.05	<0.05	<0.05	<0.05	<0.02
EP7-4	11/10/2016	<0.05	<0.05	<0.05	<0.05	<0.05	<0.05	<0.02
EP8-4	11/10/2016	<0.05	<0.05	<0.05	<0.05	<0.05	<0.05	<0.02
MTCA Cleanup Levels: Unrestricted Land Use								
Soil, Method A		NS	NS	2.00	NS	NS	NS	0.03
Soil, Method B, Cancer		NS	32.30	NS	14.30	27.80	NS	12.00
Soil, Method B, Non-cancer		160.00	800.00	160,000.00	320.00	7,200.00	480.00	40.00

Sample Number	Date	1,2-Dichloro propane	Dibromo methane	Bromodichlorom ethane	cis-1,3-Dichloro propane	Trans-1,3-Dichloro propane	1,1,2-Trichloroethane	Tetrachloro ethane
EP1-10	11/10/2016	<0.05	<0.05	<0.05	<0.05	<0.05	<0.05	<0.025
EP2-10	11/10/2016	<0.05	<0.05	<0.05	<0.05	<0.05	<0.05	<0.025
EP7-4	11/10/2016	<0.05	<0.05	<0.05	<0.05	<0.05	<0.05	<0.025
EP8-4	11/10/2016	<0.05	<0.05	<0.05	<0.05	<0.05	<0.05	<0.025
MTCA Cleanup Levels: Unrestricted Land Use								
Soil, Method A		NS	NS	NS	NS	NS	NS	0.05
Soil, Method B, Cancer		27.80	NS	16.10	10.00	10.00	17.50	476.00
Soil, Method B, Non-cancer		7,200.00	800.00	1,600.00	2,400.00	2,400.00	320.00	480.00

Table 5: Volatile Compounds
Soil Sampling Results (I)
Horizon Bus Line, Phase II ESA
Seattle, Washington

Sample Number	Date	1,3-Dichloro propane	Dibromochloro methane	1,2-Dibromoethane	Chlorobenzene	1,1,1,2-Tetrachloro ethane	Styrene	Bromoform
EP1-10	11/10/2016	<0.05	<0.05	<0.05	<0.05	<0.05	<0.05	<0.05
EP2-10	11/10/2016	<0.05	<0.05	<0.05	<0.05	<0.05	<0.05	<0.05
EP7-4	11/10/2016	<0.05	<0.05	<0.05	<0.05	<0.05	<0.05	<0.05
EP8-4	11/10/2016	<0.05	<0.05	<0.05	<0.05	<0.05	<0.05	<0.05
MTCA Cleanup Levels: Unrestricted Land Use								
Soil, Method A		NS	NS	0.005	NS	NS	NS	NS
Soil, Method B, Cancer		NS	11.90	0.50	NS	38.50	NS	127.00
Soil, Method B, Non-cancer		NS	1,600.00	720.00	1,600.00	2,400.00	16,000.00	1,600.00

Sample Number	Date	Isopropyl benzene	1,2,3 Trichloro propane	Bromobenzene	1,1,2,2-Tetrachloro ethane	n-Propylbenzene	2-Chlorotoluene	4-Chlorotoluene
EP1-10	11/10/2016	<0.05	<0.05	<0.05	<0.05	<0.05	<0.05	<0.05
EP2-10	11/10/2016	<0.05	<0.05	<0.05	<0.05	<0.05	<0.05	<0.05
EP7-4	11/10/2016	<0.05	<0.05	<0.05	<0.05	<0.05	<0.05	<0.05
EP8-4	11/10/2016	<0.05	<0.05	<0.05	<0.05	<0.05	<0.05	<0.05
MTCA Cleanup Levels: Unrestricted Land Use								
Soil, Method A		NS	NS	NS	NS	NS	NS	NS
Soil, Method B, Cancer		NS	0.03	NS	5.0	NS	NS	NS
Soil, Method B, Non-cancer		8,000.00	320.00	NS	2,400.00	8,000.00	1,600.00	NS

Table 5: Volatile Compounds
Soil Sampling Results (I)
Horizon Bus Line, Phase II ESA
Seattle, Washington

Sample Number	Date	1,3,5-Trimethyl benzene	tert-Butyl benzene	1,2,4-Trimethyl benzene	sec-Butylbenzene	1,3-Dichloro benzene	Isopropyl toluene	1,4-Dichlorobenzene
EP1-10	11/10/2016	<0.05	<0.05	<0.05	<0.05	<0.05	<0.05	<0.05
EP2-10	11/10/2016	<0.05	<0.05	<0.05	<0.05	<0.05	<0.05	<0.05
EP7-4	11/10/2016	<0.05	<0.05	<0.05	<0.05	<0.05	<0.05	<0.05
EP8-4	11/10/2016	<0.05	<0.05	<0.05	<0.05	<0.05	<0.05	<0.05
MTCA Cleanup Levels: Unrestricted Land Use								
Soil, Method A		NS	NS	NS	NS	NS	NS	NS
Soil, Method B, Cancer		NS	NS	NS	NS	NS	NS	185.00
Soil, Method B, Non-cancer		800.00	8,000.00	NS	8,000.00	NS	NS	5,600.00

Sample Number	Date	1,2-Dichloro benzene	Butylbenzenes	1,2-Dibromo-3-Chloropropane	1,2,4-Trichloro benzene	Hexachloro-1,3-butadiene	Naphthalene	1,2,3-Trichlorobenzene
EP1-10	11/10/2016	<0.05	<0.1	<0.5	<0.25	<0.25	<0.05	<0.25
EP2-10	11/10/2016	<0.05	<0.1	<0.5	<0.25	<0.25	<0.05	<0.25
EP7-4	11/10/2016	<0.05	<0.1	<0.5	<0.25	<0.25	<0.05	<0.25
EP8-4	11/10/2016	<0.05	<0.1	<0.5	<0.25	<0.25	<0.05	<0.25
MTCA Cleanup Levels: Unrestricted Land Use								
Soil, Method A		NS	NS	NS	NS	NS	5.00	NS
Soil, Method B, Cancer		NS	NS	1.25	NS	12.80	NS	NS
Soil, Method B, Non-cancer		7,200.00	4,000.00	16.00	7,200.00	80.00	1,600.00	NS

Notes:
(I): Sampling results compared to MTCA Method A cleanup levels. If Method A cleanup levels were not available, data was compared to MTCA Method B cleanup levels
Concentrations are reported in perts per million (ppm) in units of milligrams per kilogram (mg/kg).
NS: No Standard
Bold - Detection of analyte.
Bold and shaded - Exceedance of MTCA Method A Groundwater Cleanup Level.

Samples analyzed by Friedman & Bruya, Inc.

Table 6: Volatile Compounds
Groundwater Sampling Results (I)
Horizon Bus Line, Phase II ESA
Seattle, Washington

Sample Number	Date	Dichloro difluoro methane	Chloromethane	Vinyl chloride	Bromomethane	Chloroethane	Trichloro fluoro methane	Acetone
EP9-GW	11/11/2016	<1 ca	<10	<0.2	<1	<1	<1	<10
EP10-GW	11/11/2016	<1 ca	<10	<0.2	<1	<1	<1	<10
EP12-GW	11/11/2016	<1 ca	<10	<0.2	<1	<1	<1	<10
EP1-GW	11/10/2016	<1	<10	<0.2	<1	<1	<1	<10
EP2-GW	11/10/2016	<1	<10	<0.2	<1	<1	<1	<10
EP7-GW	11/10/2016	<1	<10	<0.2	<1	<1	<1	<10
EP8-GW	11/10/2016	<1	<10	<0.2	<1	<1	<1	<10
MTCA Cleanup Levels: Unrestricted Land Use								
Groundwater, Method A		NS	NS	0.20	NS	NS	NS	NS
Groundwater, Method B, Cancer		NS	NS	NS	NS	NS	NS	NS
Groundwater, Method B, Non-cancer		1,600.00	NS	24.00	11.20	NS	2,400.00	7,200.00

Sample Number	Date	1, 1-Dichloro ethene	Hexane	Methylene Chloride	Methyl t-butyl Ether (MTBE)	Trans-1,2-Dichloroethene	1,1-Dichloro ethane	2,2-Dichloropropane
EP9-GW	11/11/2016	<1	<1	<5	<1	<1	<1	<1
EP10-GW	11/11/2016	<1	<1	<5	<1	<1	<1	<1
EP12-GW	11/11/2016	<1	<1	<5	<1	<1	<1	<1
EP1-GW	11/10/2016	<1	<1	<5	<1	<1	<1	<1
EP2-GW	11/10/2016	<1	<1	<5	<1	<1	<1	<1
EP7-GW	11/10/2016	<1	<1	<5	<1	<1	<1	<1
EP8-GW	11/10/2016	<1	<1	<5	<1	<1	<1	<1
MTCA Cleanup Levels: Unrestricted Land Use								
Groundwater, Method A		NS	NS	5.00	20.00	NS	NS	NS
Groundwater, Method B, Cancer		NS	NS	21.88	24.31	NS	7.68	NS
Groundwater, Method B, Non-cancer		400.00	480.00	48.00	NS	16.00	1,600.00	NS

Table 6: Volatile Compounds
Groundwater Sampling Results (I)
Horizon Bus Line, Phase II ESA
Seattle, Washington

Sample Number	Date	cis-1,2-Dichloroethene	Chloroform	1,1,1-Trichloroethane	Carbon Tetrachloride	1,1-Dichloro propane	1,2-Dichloroethane	Trichloroethene
EP9-GW	11/11/2016	<1	<1	<1	<1	<1	<1	<1
EP10-GW	11/11/2016	<1	<1	<1	<1	<1	<1	<1
EP12-GW	11/11/2016	<1	<1	<1	<1	<1	<1	<1
EP1-GW	11/10/2016	<1	<1	<1	<1	<1	<1	<1
EP2-GW	11/10/2016	<1	<1	<1	<1	<1	<1	<1
EP7-GW	11/10/2016	<1	<1	<1	<1	<1	<1	<1
EP8-GW	11/10/2016	<1	<1	<1	<1	<1	<1	<1
MTCA Cleanup Levels: Unrestricted Land Use								
Groundwater, Method A		NS	NS	200.00	NS	NS	5.00	5.00
Groundwater, Method B, Cancer		NS	1.41	NS	0.63	1.22	0.48	0.54
Groundwater, Method B, Non-cancer		16.00	80.00	16,000.00	32.00	720.00	48.00	4.00

Sample Number	Date	1,2-Dichloro propane	Dibromo methane	Bromodichlorom ethane	cis-1,3-Dichloro propane	Trans-1,3-Dichloro propane	1,1,2-Trichloroethane	Tetrachloro ethene
EP9-GW	11/11/2016	<1	<1	<1	<1	<1	<1	<1
EP10-GW	11/11/2016	<1	<1	<1	<1	<1	<1	<1
EP12-GW	11/11/2016	<1	<1	<1	<1	<1	<1	<1
EP1-GW	11/10/2016	<1	<1	<1	<1	<1	<1	<1
EP2-GW	11/10/2016	<1	<1	<1	<1	<1	<1	<1
EP7-GW	11/10/2016	<1	<1	<1	<1	<1	<1	<1
EP8-GW	11/10/2016	<1	<1	<1	<1	<1	<1	<1
MTCA Cleanup Levels: Unrestricted Land Use								
Groundwater, Method A		NS	NS	NS	NS	NS	NS	5.00
Groundwater, Method B, Cancer		1.22	NS	0.71	0.44	0.44	0.77	20.83
Groundwater, Method B, Non-cancer		720.00	80.00	160.00	240.00	240.00	32.00	48.00

Table 6: Volatile Compounds
Groundwater Sampling Results (I)
Horizon Bus Line, Phase II ESA
Seattle, Washington

Sample Number	Date	1,3-Dichloro propane	Dibromochloro methane	1,2-Dibromoethane	Chlorobenzene	1,1,1,2-Tetrachloro ethane	Styrene	Bromoform
EP9-GW	11/11/2016	<1	<1	<1	<1	<1	<1	<1
EP10-GW	11/11/2016	<1	<1	<1	<1	<1	<1	<1
EP12-GW	11/11/2016	<1	<1	<1	<1	<1	<1	<1
EP1-GW	11/10/2016	<1	<1	<1	<1	<1	<1	<1
EP2-GW	11/10/2016	<1	<1	<1	<1	<1	<1	<1
EP7-GW	11/10/2016	<1	<1	<1	<1	<1	<1	<1
EP8-GW	11/10/2016	<1	<1	<1	<1	<1	<1	<1
MTCA Cleanup Levels: Unrestricted Land Use								
Groundwater, Method A		NS	NS	0.010	NS	NS	NS	NS
Groundwater, Method B, Cancer		NS	0.52	0.02	NS	4.68	NS	5.54
Groundwater, Method B, Non-cancer		NS	160.00	72.00	160.00	240.00	1,600.00	160.00

Sample Number	Date	Isopropyl benzene	1,2,3 Trichloro propane	Bromobenzene	1,1,2,2-Tetrachloro ethane	n-Propylbenzene	2-Chlorotoluene	4-Chlorotoluene
EP9-GW	11/11/2016	<1	<1	<1	<1	<1	<1	<1
EP10-GW	11/11/2016	<1	<1	<1	<1	<1	<1	<1
EP12-GW	11/11/2016	<1	<1	<1	<1	<1	<1	<1
EP1-GW	11/10/2016	<1	<1	<1	<1	<1	<1	<1
EP2-GW	11/10/2016	<1	<1	<1	<1	<1	<1	<1
EP7-GW	11/10/2016	<1	<1	<1	<1	<1	<1	<1
EP8-GW	11/10/2016	<1	<1	<1	<1	<1	<1	<1
MTCA Cleanup Levels: Unrestricted Land Use								
Groundwater, Method A		NS	NS	NS	NS	NS	NS	NS
Groundwater, Method B, Cancer		NS	0.00146	NS	0.219	NS	NS	NS
Groundwater, Method B, Non-cancer		800.00	32.00	NS	160.00	800.00	160.00	NS

Table 6: Volatile Compounds
Groundwater Sampling Results (I)
Horizon Bus Line, Phase II ESA
Seattle, Washington

Sample Number	Date	1,3,5-Trimethyl benzene	tert-Butyl benzene	1,2,4-Trimethyl benzene	sec-Butylbenzene	1,3-Dichloro benzene	p-Isopropyl toluene	1,4-Dichlorobenzene
EP9-GW	11/11/2016	<1	<1	<1	<1	<1	<1	<1
EP10-GW	11/11/2016	<1	<1	<1	<1	<1	<1	<1
EP12-GW	11/11/2016	<1	<1	<1	<1	<1	<1	<1
EP1-GW	11/10/2016	<1	<1	<1	<1	<1	<1	<1
EP2-GW	11/10/2016	<1	<1	<1	<1	<1	<1	<1
EP7-GW	11/10/2016	<1	<1	<1	<1	<1	<1	<1
EP8-GW	11/10/2016	<1	<1	<1	<1	<1	<1	<1
MTCA Cleanup Levels: Unrestricted Land Use								
Groundwater, Method A		NS	NS	NS	NS	NS	NS	NS
Groundwater Method B, Cancer		NS	NS	NS	NS	NS	NS	8.10
Groundwater, Method B, Non-cancer		80.00	800.00	NS	800.00	NS	NS	560.00

Sample Number	Date	1,2-Dichloro benzene	n-Butylbenzene	1,2-Dibromo-3-Chloropropane	1,2,4-Trichloro benzene	Hexachloro-1,3-butadiene	Naphthalene	1,2,3-Trichlorobenzene
EP9-GW	11/11/2016	<1	NA	<10	<1	<1	<1	<1
EP10-GW	11/11/2016	<1	NA	<10	<1	<1	<1	<1
EP12-GW	11/11/2016	<1	NA	<10	<1	<1	<1	<1
EP1-GW	11/10/2016	<1	NA	<10	<1	<1	<1	<1
EP2-GW	11/10/2016	<1	NA	<10	<1	<1	<1	<1
EP7-GW	11/10/2016	<1	NA	<10	<1	<1	<1	<1
EP8-GW	11/10/2016	<1	NA	<10	<1	<1	<1	<1
MTCA Cleanup Levels: Unrestricted Land Use								
Groundwater, Method A		NS	NS	NS	NS	NS	160.00	NS
Groundwater Method B, Cancer		NS	NS	0.0547	1.51	0.561	NS	NS
Groundwater, Method B, Non-cancer		720.00	400.00	1.60	80.00	8.00	160.00	NS

Notes:
(I): Sampling results compared to MTCA Method A cleanup levels. If Method A cleanup levels were not available, data was compared to MTCA Method B cleanup levels
Concentrations are reported parts per billion (ppb) in units of micrograms per liter (µg/L).
NA: Not Analyzed

Table 6: Volatile Compounds
Groundwater Sampling Results (I)
Horizon Bus Line, Phase II ESA
Seattle, Washington

NS: No Standard
Bold - Detection of analyte.
Bold and shaded - Exceedance of MTCA Method A Groundwater Cleanup Level.
CA - Calibration results for the analyte were outside of acceptance criteria. The value reported is an estimate.
Samples analyzed by Friedman & Bruya, Inc.

Table 7: Total and Dissolved Metals
Groundwater Sampling Results (I)
Horizon Bus Line, Phase II ESA
Seattle, Washington

Sample Number	Date	Arsenic		Cadmium		Chromium		Lead		Mercury		Barium		Selenium		Silver	
		Total	Dissolved	Total	Dissolved	Total	Dissolved	Total	Dissolved	Total	Dissolved	Total	Dissolved	Total	Dissolved	Total	Dissolved
EP10-GW	11/11/2016	**4.07**	**1.11 f**	<1	<1 f	**4.16**	<1 f	**1.47**	<1 f	<1	<1 f	**22.30**	**5.41 f**	**1.11**	**1.22 f**	<1	<1 f
EP12-GW	11/11/2016	**12.3**	**14.0 f**	<1	<1 f	**3.22**	<1 f	**10.70**	<1 f	<1	<1 f	**48.20**	**28.1 f**	**2.92**	**4.05 f**	<1	<1 f
EP7-GW	11/10/2016	**4.38**	**1.33 f**	<1	<1 f	**3.24**	<1 f	**21.60**	<1 f	<1	<1 f	**19.70**	**1.13 f**	<1	<1 f	<1	<1 f
MTCA Cleanup Levels: Unrestricted Land Use																	
Groundwater, Method A		5.00	5.00	5.00	5.00	50.00	50.00	15.00	15.00	2.00	2.00	NS	NS	NS	NS	NS	NS
Groundwater, Method B, Cancer		0.0583	0.0583	NS	NS	NS	NS	NS	NS	NS	NS	NS	NS	NS	NS	NS	NS
Groundwater, Method B, Non-cancer		4.80	4.80	8.00	8.00	NS	NS	NS	NS	NS	NS	3,200	3,200.00	80.00	80.00	80.00	80.00

Notes:
(I): Sampling results compared to MTCA Method A cleanup levels. If Method A cleanup levels were not available, data was compared to MTCA Method B cleanup levels
Concentrations are reported parts per billion (ppb) in units of micrograms per liter (µg/L)
Samples Analyzed by EPA Method 200.8
NS: No Standard
Samples analyzed by Friedman & Bruya, Inc.
Bold - Detection of analyte.
Bold and shaded - Exceedance of MTCA Method A Groundwater Cleanup Level.

Laboratory Data Qualifiers:
f = The sample was laboratory filtered prior to analysis.

Table 8: Semivolatile Organic Compounds (PAHs via SIM)
Soil Sampling Results (I)

Bus Maintenance Facility, Project #107373c
Seattle, Washington

Sample Number	Date	Naphthalene	Acenaphthylene	Acenaphthene	Fluorene	Phenanthrene	Anthracene	Fluoranthene
EP-2-10	11/10/2016	<0.01	<0.01	<0.01	<0.01	<0.01	<0.01	<0.01
EP12-8	11/11/2016	<0.1	<0.1	<0.1	<0.1	<0.1	<0.1	**0.15**
MTCA Cleanup Levels: Unrestricted Land Use								
Soil, Method A		5.00	NS	NS	NS	NS	NS	NS
Soil, Method B, Cancer		NS	NS	NS	NS	NS	NS	NS
Soil, Method B, Non-cancer		1,600.00	NS	4,800.00	3,200.00	NS	24,000.00	3,200.00

Sample Number	Date	Pyrene	Benz(a) anthracene	Chrysene	Benzo(a) pyrene	Benzo(b) fluoranthene	Benzo(k) fluoranthene	Indeno (1,2,3-cd) pyrene
EP-2-10	11/10/2016	<0.01	<0.01	<0.01	<0.01	<0.01	<0.01	<0.01
EP12-8	11/11/2016	**0.16**	<0.1	<0.1	<0.1	**0.11**	<0.1	<0.1
MTCA Cleanup Levels: Unrestricted Land Use								
Soil, Method A		NS	NS	NS	0.10	NS	NS	NS
Soil, Method B, Cancer		NS	1.37	137	0.137	1.37	13.7	1.37
Soil, Method B, Non-cancer		2,400.00	NS	NS	NS	NS	NS	NS

Table 8: Semivolatile Organic Compounds (PAHs via SIM)
Soil Sampling Results (I)

Bus Maintenance Facility, Project #107373c
Seattle, Washington

Sample Number	Date	Dibenz(a,h) anthracene	Benzo(g,h,i) perylene
EP-2-10	11/10/2016	<0.01	<0.01
EP12-8	11/11/2016	<0.1	<0.1

MTCA Cleanup Levels: Unrestricted Land Use

Soil, Method A	NS	NS
Soil, Method B, Cancer	0.137	NS
Soil, Method B, Non-cancer	NS	NS

Notes:
(I): Sampling results compared to MTCA Method A cleanup levels. If Method A cleanup levels were not available, data was compared to MTCA Method B cleanup levels
Concentrations are reported in mg/kg (ppm)
Bold - Detection of analyte.
Bold and shaded - Exceedance of MTCA Method A Groundwater Cleanup Level.
NS: No Standard
Samples analyzed by EPA Method 8270D SIM Friedman & Bruya, Inc.

Table 9: Semivolatile Organic Compounds (PAHs via SIM)
Groundwater Sampling Results
Bus Maintenance Facility, Project #107373c
Seattle, Washington

Sample Number	Date	Naphthalene	Acenaphthylene	Acenaphthene	Fluorene	Phenanthrene	Anthracene	Fluoranthene
EP1-GW	11/10/2016	<0.03	<0.03	<0.03	<0.03	<0.03	<0.03	<0.03
EP7-GW	11/10/2016	<0.03	<0.03	<0.03	<0.03	<0.03	<0.03	<0.03
EP10-GW	11/11/2016	<0.06	<0.06	<0.06	<0.06	<0.06	<0.06	<0.06
EP12-GW	11/11/2016	**1.60**	<0.06	**0.35**	**0.28**	**0.28**	<0.06	**0.160**
MTCA Cleanup Levels: Unrestricted Land Use								
Groundwater, Method A		160.00	NS	NS	NS	NS	4,800.00	NS
Groundwater, Method B, Cancer		NS	NS	NS	NS	NS	NS	NS
Groundwater, Method B, Non-cancer		160.00	NS	960.00	640.00	NS	NS	640.00

Sample Number	Date	Pyrene	Benz(a) anthracene	Chrysene	Benzo(a) pyrene	Benzo(b) fluoranthene	Benzo(k) fluoranthene	Indeno (1,2,3-cd) pyrene
EP1-GW	11/10/2016	<0.03	<0.03	<0.03	<0.03	<0.03	<0.03	<0.03
EP7-GW	11/10/2016	<0.03	<0.03	<0.03	<0.03	<0.03	<0.03	<0.03
EP10-GW	11/11/2016	<0.06	<0.06	<0.06	<0.06	<0.06	<0.06	<0.06
EP12-GW	11/11/2016	**0.180**	**0.074**	**0.10**	**0.092**	**0.130**	<0.06	<0.06
MTCA Cleanup Levels: Unrestricted Land Use								
Groundwater, Method A		NS	NS	NS	0.10	NS	NS	NS
Groundwater, Method B, Cancer		NS	0.12	12.00	NS	0.12	1.20	0.12
Groundwater, Method B, Non-cancer		480.00	NS	NS	NS	NS	NS	NS

Table 9: Semivolatile Organic Compounds (PAHs via SIM)
Groundwater Sampling Results
Bus Maintenance Facility, Project #107373c
Seattle, Washington

Sample Number	Date	Dibenz(a,h) anthracene	Benzo(g,h,i) perylene
EP1-GW	11/10/2016	<0.03	<0.03
EP7-GW	11/10/2016	<0.03	<0.03
EP10-GW	11/11/2016	<0.06	<0.06
EP12-GW	11/11/2016	<0.06	<0.06
MTCA Cleanup Levels: Unrestricted Land Use			
Groundwater, Method A		NS	NS
Groundwater, Method B, Cancer		0.01	NS
Groundwater, Method B, Non-cancer		NS	NS

Notes:
(I): Sampling results compared to MTCA Method A cleanup levels. If Method A cleanup levels were not available, data was compared to MTCA Method B cleanup levels
Concentrations are reported in µg/L (ppb)
Bold - Detection of analyte.
Bold and shaded - Exceedance of MTCA Method A Groundwater Cleanup Level.
NS: No Standard
Samples analyzed by EPA Method 8270D SIM by Friedman & Bruya, Inc.