



June 16, 2022

Mr. Chris Maurer
State of Washington
Department of Ecology
P.O. Box 47600
Olympia, WA 98504

Re: Remedial Investigation Report
REXAM Beverage Can Company / Ball Corporation
VCP Number: NW1105
1220 2nd Avenue North
Kent, King County, WA 98032
Site Number: 35918556

ENVISION Project ID: 302.REX

Dear Mr. Maurer:

On behalf of REXAM BEVERAGE CAN COMPANY (RBCC) / BALL CORPORATION, ENVISION ENVIRONMENTAL, INC. (ENVISION) is submitting the enclosed Remedial Investigation Report (RIR) for the above-referenced facility. The RIR includes the details on the attempts to gain access to install offsite downgradient monitoring wells, the installation of a new shallow monitoring well on the northeast side of the building, the groundwater sampling conducted in September 2021, a Terrestrial Ecological Evaluation Form, and the proposed Cleanup Levels for environmental media at the Site.

ENVISION is also requesting a written opinion on the RIR. The WA DOE's input will provide guidance in moving forward with the remediation of the Site.

Please do not hesitate to contact the undersigned if you have any questions or require additional information.

Very truly yours,

John H. Weakliem P.G.
Senior Geologist

Mark P. Roman
President

cc: Adam Musulin – BALL CORP



ENVISION ENVIRONMENTAL, INC.

REMEDIAL INVESTIGATION REPORT

for

REXAM BEVERAGE CAN COMPANY / BALL CORPORATION
1220 2nd AVENUE NORTH
KENT, KING COUNTY, WA 98032

SITE No.: 35918556
Voluntary Cleanup Program No. NW1105

Prepared For:

REXAM BEVERAGE CAN COMPANY / BALL CORPORATION
9300 West 108th Circle
Westminster, CO 80021-3682

Prepared by:

Mark Roman
Mark R. DeGregory
John H. Weakliem, P.G.



ENVISION ENVIRONMENTAL, INC.

June 2022

ENVISION Project ID 302.REX



REMEDIAL INVESTIGATION REPORT

for

REXAM BEVERAGE CAN COMPANY / BALL CORPORATION
1220 2nd AVENUE NORTH
KENT, KING COUNTY, WA 98032

SITE No.: 35918556
Voluntary Cleanup Program No. NW1105

Prepared For:

REXAM BEVERAGE CAN COMPANY / BALL CORPORATION
9300 West 108th Circle
Westminster, CO 80021-3682

Prepared by:

Mark Roman
Mark R. DeGregory
John H. Weakliem, P.G.

ENVISION ENVIRONMENTAL, INC.

June 2022

ENVISION Project ID 302.REX

TABLE OF CONTENTS

	<u>Page</u>
1.0 INTRODUCTION	1
2.0 SITE LOCATION AND DESCRIPTION	3
2.1 Site and Area Description	3
2.2 Summary of Soil and Groundwater Conditions	4
2.3 Property Uses and History	5
2.3.1 Historical Property Use	
2.3.2 Current Property Use and Facilities	
3.0 SUMMARY OF FINDINGS OF ENVIRONMENTAL INVESTIGATIONS	7
3.1 Soil Conditions	9
3.2 Groundwater Conditions	10
3.2.1 Site Groundwater Conditions	
3.2.2 Attempts to Install Offsite Groundwater Wells	
3.2.3 Groundwater Conditions, 7650 South 228 th Street	
3.3 Interim Remedial Actions	15
3.3.1 UST Removal, 1998	
3.3.2 Removal of Stained Ballast and Product, 2007	
3.3.3 Hydraulic Oil Release from Baler	
3.4 Subslab Soil Gas Conditions	16
3.5 Indoor Air Sampling Results	17
4.0 CONCEPTUAL SITE MODEL	19
5.0 DEVELOPMENT OF CLEANUP LEVELS FOR SITE	21
5.1 Nature of Contamination	21
5.2 Potentially Contaminated Media	21
5.3 Potential Exposure Pathways, Land Use, and Receptors	22
5.4 Method C and TPH Cleanup Levels for Site	23
5.5 Natural Resources/Ecological Receptors	24
6.0 SHALLOW MONITORING WELL INSTALLATION	25
7.0 MONITORING WELL SAMPLING	26

TABLE OF CONTENTS (continued)

	<u>Page</u>	
7.1	Groundwater Sampling Procedure	26
7.2	Groundwater Elevation Measurements	27
7.3	Groundwater Results	27
	7.3.1 Water Quality Parameters	
	7.3.2 Groundwater Analytical Results	
7.4	Discussion of Groundwater Results	29
8.0	AREAS REQUIRING CLEANUP – FOLLOW-UP ACTIVITIES	31
	8.1 Constituents of Concern	31
	8.2 Soil	31
	8.3 Groundwater	32
	8.4 Soil Gas	32
	8.5 Follow-Up Activities	32
9.0	REFERENCES	34

FIGURES

Figure 1	Property Location Map
Figure 2	Site Plan Showing Monitoring Well Locations
Figure 3	Manufacturing Building Interior Equipment Layout
Figure 4	Groundwater Contour Map, September 2021
Figure 5	VOC Concentrations in Groundwater, September 2021
Figure 6	Site Plan Showing Impacted Environmental Media

TABLES

Table 1	Analytes Detected by Environmental Matrix
Table 2	Groundwater Method C Cleanup Levels
Table 3	Soil Method C and TPH Cleanup Levels
Table 4	Groundwater Elevation Data, September 15, 2021
Table 5	Horizontal Hydraulic Gradient Calculations, September 15, 2021
Table 6	Water Quality Parameters, September 2021
Table 7	Groundwater Analytical Results, September 2021
Table 8	Contaminant Trends in Groundwater
Table 9	Groundwater Elevation Data Versus Concentration Data, MW-108



TABLE OF CONTENTS (continued)

APPENDICES

Appendix 1	Legal Descriptions of Properties
Appendix 2	Historical Manufacturing Layout
Appendix 3	Soil Sample Locations with VOC and TPH Concentrations
Appendix 4	Soil Data Summary Tables from ENVISION's 2013 Progress Report
Appendix 5	Soil Data Summary Tables from ENVISION's 2014 Progress Report
Appendix 6	Cross-Sectional Views Through Site
Appendix 7	Site Plan Showing Proposed Offsite Monitoring Well Locations
Appendix 8	Limited Subsurface Investigation - 7650 South 228th Street Kent, Washington, Farallon Consulting, August 30, 2018
Appendix 9	Soil Gas Sample Location Maps and Analytical Results Table
Appendix 10	Indoor and Ambient Air Sample Locations
Appendix 11	Indoor and Ambient Air Analytical Results Summary
Appendix 12	Technical Memorandum dated July 24, 2019
Appendix 13	Terrestrial Ecological Evaluation Form
Appendix 14	Notice of Intent and Well Report
Appendix 15	Well Construction Log for MW-113
Appendix 16	Monitoring Well Survey Information for MW-113
Appendix 17	Monitoring Well Purge Forms
Appendix 18	Vertical Hydraulic Gradient Calculation
Appendix 19	Laboratory Deliverables Packages
Appendix 20	Request for Opinion Form



1.0 INTRODUCTION

ENVISION ENVIRONMENTAL, INC. (ENVISION) has prepared this Remedial Investigation Report on behalf of REXAM BEVERAGE CAN COMPANY (RBCC) / BALL CORPORATION (BALL) for the following facility (the Site):

REXAM BEVERAGE CAN COMPANY / BALL CORPORATION
1220 2nd Avenue North
Kent, WA 98032

Voluntary Cleanup Program (VCP) Case No. NW1105

Facility Site Identification No. 35918556

Cleanup Site Identification No. 3101

Current Operator:

REXAM BEVERAGE CAN COMPANY / BALL CORPORATION
9300 West 108th Circle
Westminster, CO 80021-3682

Adam Musulin, Manager, Environmental Services
AMUSULIN@ball.com
(303) 460-5629

Current Property Owners: According to information obtained from the King County Parcel Viewer Geographical Information System website, the current owners of the property are Pool 5 Industrial WA LLC (northern portion of property) and IC Industrial REIT (southern portion of property).

This report is being submitted to the Washington Department of Ecology (WA DOE) in partial fulfillment of the requirement to conduct a Remedial Investigation of the property. The report contains:

- Complete descriptions, data, and supporting documentation for the activities conducted since the submission of the Remedial Investigation Report – Indoor Air Sampling in June 2019.
- A summary of the Site conditions, Site history, previous investigations, interim remedial measures, and the Conceptual Site Model that have been developed and submitted in previous reports.
- The Cleanup Levels (CULs) that have been developed for the Site based on using Model Toxics Control Act (MTCA) default Method C and Method A (the latter for petroleum hydrocarbons only).
- A completed Terrestrial Ecological Evaluation form.
- A completed Request for Opinion Form.



The report was prepared in general accordance with the requirements defined in the MTCA Regulation (Washington Administrative Code [WAC] 173-340-350). The purpose of the Remedial Investigation, as defined in WAC 173-340-350, is to characterize the distribution of hazardous substances at the property and the threat to human health and the environment. The report is organized in general accordance with WA DOE document 16-09-006; Remedial Investigation (RI) Checklist; dated May 2016, revised June 2020.

This report was prepared by:

ENVISION ENVIRONMENTAL, INC.
11 Sleepy Hollow Ct.
Allentown, NJ 08501

Mark Roman, President
markroman@envisionenvironmental.com
(609) 208-1885

John Weakliem, P.G., Senior Geologist - License Number 2708
johnweakliem@envisionenvironmental.com
(609) 208-1885

The WA DOE Case Manager is Mr. Chris Maurer.

2.0 SITE LOCATION AND DESCRIPTION

2.1 Site and Area Description

The facility is located at the southeast corner of the intersection of 2nd Avenue North and South 228th Street in an industrial park in the south side of the O'Brien section of Kent, WA. The facility occupies approximately 11.5 acres of land. The Site location is shown on Figure 1, Property Location Map. A Site Plan is included as Figure 2. The nearby properties are light industrial and commercial. The nearest residences are located approximately 800 feet southeast of the property, beyond State Route 167 (Valley Freeway), a major limited-access highway constructed atop a high earthen embankment.

The Site consists of two (2) separate parcels. The northern parcel, Parcel Number 1322049183, contains a Manufacturing Building with an attached office area. The southern parcel, Parcel Number 3830900400, contains a Warehouse Building. The parcels are owned by different entities and are leased by RBCC. Parcel 1322049183 is owned by Pool 5 Industrial WA LLC; Parcel 3830900400 is owned by IC Industrial REIT. The Site (as defined in WAC 173-340-200) encompasses parts of both properties (only the northernmost part of the southern property). The geographic coordinates of the approximate center of the Site are 47.395527° North and 122.234594° West. The Site is located in the Northwest Quarter of the Northeast Quarter of Section 13, Township 22N, Range 04E. Legal descriptions of both properties are included in Appendix 1.

The facility consists of two (2) 1-story high-bay buildings, a 131,815-square foot Manufacturing Building and a 100,000-square foot Warehouse Building. An attached Wastewater Treatment Building is located on the west side of the Manufacturing Building. A covered drum storage area is centrally located in a paved area between the two (2) buildings on the eastern side of the property. An asphalt parking lot and truck access area are located on the west side of the buildings. 2nd Avenue North is located west of the parking area with industrial/commercial facilities beyond it. An out-of-service railroad siding and the BNSF main railroad lines are located on the east side of the property. A low-lying undeveloped grass-covered area is located between the out-of-service railroad siding and the BNSF main rail lines. This area is not occupied by RBCC and is a separate property (zoned Industrial) owned by Pool 5 Industrial WA LLC. The northern side of the property is bordered by South 228th Street. The area north of the Manufacturing Building is paved and borders the South 228th Street overpass (prior to construction of the South 228th Street overpass, this area contained an access driveway to the Site and landscaping). The pavement wraps around the northeastern corner of the Manufacturing Building. The southern side of the Warehouse Building is asphalt paved for truck access. Further southeast and south of the Site are the railroad siding, State Route 167, and industrial/commercial buildings. Industrial/commercial buildings are also located to the north across South 228th Street and to the east beyond the BNSF rail line.

Both buildings are constructed with concrete slab floors, concrete tilt-up walls, and built-up composition roofing. The roof joists and columns for both buildings are wood. There are no basements.



The facility is serviced by public utilities, which enter the property underground from the west. Water is supplied by the City of Kent. There are no water supply wells on the property. Stormwater and sanitary sewer services are also supplied by the City of Kent. There is no septic system, nor has there ever been one since the industrial development of the property.

The property is located within a large area with General Industrial (M-3) zoning. Potential future uses of the property are industrial or commercial. Property use by potentially sensitive populations is unlikely, as is redevelopment that would reduce the amount of impervious cover, based on the current and likely future use of the area.

The facility is located within the Puget Lowland Physiographic Province in King County, Washington. The approximate elevation is 37 feet above mean sea level (AMSL). The topography is generally flat. The regional topography slopes very slightly down to the west towards the Green River, approximately 1.8 miles to the west.

Surrounding properties are at approximately the same elevation. A ridge with approximately 100 feet of relief is located approximately 3,500 feet east of the facility.

2.2 Summary of Soil and Groundwater Conditions

Soil borings typically encountered 3 feet to 6 feet of fill; a boring immediately north of the Manufacturing Building encountered approximately 10 feet of fill. The fill generally consists of variable amounts of silt, sand, and gravel. The shallow native sediments consist of interlayered fine sand, silty fine sand, silt, silty clay, and clay. The sand and silty sand tend to form lenses in the finer-grained units or to grade laterally into the finer sediments.

Shallow groundwater is typically encountered between approximately 3.5 feet to 8.5 feet below ground surface (bgs). The depth to water in MW-107, located on the east side of the Manufacturing Building, is less, typically about 2 feet bgs. During the September 2021 sampling event, depth to groundwater was between approximately 6.5 feet bgs to 11.5 feet bgs. Shallow groundwater is semi-confined.

The direction of groundwater flow is generally to the west and northwest across much of the facility; major seasonal variation is not apparent. The horizontal groundwater gradient is generally low and variable. The direction of the vertical hydraulic gradient is variable; the gradient is low. It is likely that the variation in the direction in vertical gradient is due to differences in rainfall, both seasonally and from year to year. Hydraulic conductivity ranges from 1.6 feet/day to 11.5 feet/day, based on previous slug tests. These hydraulic conductivity values are typical of silty sands. The contaminants are adsorbed by organic carbon present in the aquifer matrix; thus, they exhibit retardation and move at a slower velocity than groundwater. Total organic carbon content is variable, with samples previously collected from near the water table ranging up to 1.3 weight %.



2.3 Property Uses and History

2.3.1 Historical Property Use

Historically, the area was vacant marshland and farmland until development in the early 1970s. The Manufacturing Building was constructed in approximately 1971 as an aluminum beverage can manufacturing facility. Long-service facility personnel stated the facility was one of the first industrial developments in the area. At that time, the northern part of the building contained the warehousing operation, and the central and southern part of the building contained the manufacturing operation. The present Warehouse Building was constructed in approximately 1979 – 1980 and has always been used for warehousing and shipping.

In the late 1980s – early 1990s, production was expanded, and the manufacturing areas were relocated and expanded within the Manufacturing Building. The present Wastewater Treatment Building was also constructed during this period. The present covered drum storage area was constructed between 1990 and 2002.

Historical manufacturing operations were primarily the same as those existing at present; however, aluminum coils were formerly delivered via the rail siding on the east side of the Manufacturing Building, and solvent-based materials (coatings and cleaners) were more commonly used within the process. The changeover to water-based materials was conducted over time in the 1980s. Another significant difference was that the cuppers, bodymakers, and can washers were formerly located in the central part of the Manufacturing Building, east of the present Wastewater Treatment Building. The figure included as Appendix 2 shows the former locations of the manufacturing and support areas.

2.3.2 Current Property Use and Facilities

The Site is currently used for the manufacture, warehousing, and shipping of two-piece aluminum beverage cans. Coils of sheet aluminum are delivered by truck. The coils are unrolled and fed into hydraulic punch presses (cuppers). The cuppers stamp shallow cups from the aluminum sheet, which are then conveyed to bodymaker/trimmer units. The bodymakers draw and iron the cups into the basic shape of the can body by pressing the cups through a series of dies using hydraulic pressure. Water-soluble oil is used to lubricate the aluminum during these processes. After the can body is formed, the can ends are cut to length by the trimmer. The cuppers and bodymaker/trimmer units are often referred to as the Front End. The cans are then moved by vacuum conveyor to the can washer/drier, washed using acid/caustic solutions and dried in natural gas-fired ovens. The can bodies are then conveyed to the decorator/printer units or to the palletizer/depalletizer (pal/depal) units for storage until future processing. At the decorator/printer units, the can exteriors are coated and printed with customer labels using water-based coatings and inks, then dried in natural gas-fired ovens. The can interiors are then coated and dried in natural gas-fired ovens. The can ends are formed to accept

a lid, inspected and tested, then palletized and warehoused for shipment.

Typical support services include shipping and receiving; a small machine shop with a welding area located in the northwestern corner of the Manufacturing Building; grinding of bodymaker dies; air compressors and vacuum pumps; a cooling tower; a coolant/lubricant filtration system for recycling the water-soluble oil; can washwater pretreatment; an ink storage area; and a scrap aluminum baler with a cyclonic scrap conveyance system. Electrical transformers and a wastewater treatment system are located on the west side of the Manufacturing Building. A covered drum storage area is located in an asphalt paved area outside the southeastern corner of the Manufacturing Building. The Warehouse Building is a separate building located south of the Manufacturing Building and joined to it by a covered passage; the only activities ever conducted in the Warehouse Building are the storage of unfinished and finished cans, and shipping of finished cans by truck.

There are two (2) aboveground storage tanks (ASTs) located in a concrete-bermed area south of the transformers on the west side of the Manufacturing Building. Each AST has a capacity of approximately 6,000 gallons. One tank contains inside spray and the other contains overvarnish. There are also smaller ASTs inside the northern end of the Manufacturing Building for storage of virgin and waste hydraulic oil and water-soluble oil, and ASTs associated with wastewater treatment in the Wastewater Treatment Building. Offices, locker rooms, and a cafeteria are located along the northwestern side of the building. A cooling tower is located immediately west of the Wastewater Treatment Building.

Subsurface structures include concrete trenches, sumps and pits located in several areas of the northern end of the Manufacturing Building, including the baler area, the two (2) cupper units, the two (2) bodymaker lines, the can washer area, the filter sump tank, the Schneider filter pit, the can washer chemical storage area, and the wastewater treatment system. The purpose of the trenches around the cuppers, bodymakers, and baler is to collect oil and direct it to the filter sump tank, where tramp hydraulic oil is separated for offsite disposal, and water-soluble oil is treated and recycled through the bodymakers and cuppers. The oil is pumped via overhead piping. The subsurface structures around the can washer and wastewater treatment system collect wastewater for processing and the floor trench around the can washer chemical storage area is for containing spills of water treatment chemicals and acids. The majority of the floor trenches are shallow, typically less than 1 foot in depth. The filter sump tank and Schneider filter pit are between approximately 8 feet to 10 feet in depth. Figure 3, Manufacturing Building Interior Equipment Layout, shows the locations of these features.



3.0 SUMMARY OF FINDINGS OF ENVIRONMENTAL INVESTIGATIONS

Impacted soil and groundwater related to historical beverage can manufacturing operations were discovered during environmental due diligence investigations conducted by a former property owner and by RBCC from 2000 through 2001; the reports of these investigations were submitted to WA DOE. The Site was enrolled by RBCC in the VCP in 2003 and a Site Investigation Workplan (SIW) was submitted to the WA DOE. The SIW stated that a Remedial Investigation would be conducted, and a Remedial Investigation Report would be prepared. Since the facility operates around the clock, all investigation activities had to be conducted during facility maintenance shutdown periods so that manufacturing operations were not disrupted. As a result, the Remedial Investigation was conducted in phases and the results were submitted to the WA DOE in multiple reports.

The results of previous investigations and interim actions conducted are summarized in this section. The referenced reports have been submitted to the WA DOE under the Site's VCP filing. The following investigations and interim remedial actions have taken place:

- Earth Tech, Inc. (EARTH TECH) removed a 12,000-gallon UST in 1998.
- Eckland Consultants, Inc., (ECKLAND) conducted a Phase I Environmental Site Assessment in early 2000.
- PRK Environmental Consulting Services (PRK) conducted a Phase II Environmental Site Assessment in early 2001.
- EARTH TECH conducted a Limited Phase II Environmental Site Assessment in late 2001.

The PRK and EARTH TECH Phase II reports included limited soil and groundwater sampling, primarily on the exterior of the Manufacturing Building, and the collection of a soil sample beneath the Manufacturing Building floor near the Schneider filter pit by PRK.

- ENVISION submitted a Voluntary Cleanup Program Application and Proposed Site Investigation Workplan in April 2003.
- ENVISION submitted the following series of Site assessment reports, interim remedial action reports, and status reports:
 - Environmental Assessment Report, June 2007. This included conducting CPT borings, replacement of selected small-bore wells with conventional monitoring wells, and groundwater sampling.
 - Environmental Assessment Report - Railroad Siding Excavation and Interior Subfloor Area Investigation, May 2009. This included excavation of the former compressor blowdown oil-impacted railroad ballast and shallow soil plus post-excavation soil sampling, as well as cleaning and inspections of subgrade structures in the manufacturing areas and shallow soil sampling at two (2) locations inside the Manufacturing Building where damaged floors were being replaced.
 - Environmental Assessment Report – Groundwater Sampling and Interior Subsurface Investigation, July 2010. This included cleaning and inspection of the



- remaining accessible subgrade structures in the manufacturing areas, and groundwater sampling of the permanent monitoring wells.
- Status Report – RBCC, June 2011. This included groundwater and subslab soil gas (SSSG) sampling. The former was conducted to assess the potential for offsite migration of impacted groundwater. The latter was conducted to aid in identifying source areas.
- Letter reviewing actions taken to address a release of hydraulic oil from the baler, February 2012. This described the referenced release, the measures taken to recover the released oil, removal of impacted shallow soil, and post-excavation soil sampling.
- Status Report – RBCC, March 2013. This included the results of quarterly groundwater monitoring from 2011 to early 2012, and soil sampling from 2011.
- Status Report – RBCC, August 2014. This included the results of soil sampling in the identified source areas and additional groundwater sampling.
- Interim Remedial Investigation Report – RBCC, August 2015. This was a comprehensive report that included detailed assessment of the previous work and the results of groundwater sampling conducted in 2015.
- Indoor Air Sampling Workplan – RBCC, November 2016. Based on the findings of the Interim Remedial Investigation Report, indoor air (IA) sampling was recommended to determine if the vapor intrusion (VI) pathway was complete. This provided the proposed sampling workplan to the WA DOE for comment and approval.
- Progress Report – Ball Corp (Former RBCC), July 10, 2018. This report provided the results of groundwater sampling conducted in 2018. It also proposed offsite well locations to complete groundwater delineation to the west and northwest.
- Remedial Investigation Report – Indoor Air Sampling – RBCC / Ball Corporation, June 2019. This report provided the results of the IA sampling. The IA results showed the VI pathway was incomplete.

The Interim Remedial Investigation Report dated August 2015 contains detailed descriptions of field procedures, selection of contaminants of concern, sampling methodology and rationale, the Site characterization activities conducted to date, and the findings. Subsequent reports included the field procedures and findings of each phase. The following information is summarized from the above reports.

The Interim Remedial Investigation Report dated August 2015 summarized the results of the soil, groundwater and SSSG sampling conducted to that point. The following have been identified as contaminants of concern, based on the property history and the initial sampling results:

- Volatile Organic Compounds (VOC) – solvents and components of solvent-based inks and coatings;
- 1,4-Dioxane – as a stabilizer for 1,1,1-trichloroethane;
- Total Petroleum Hydrocarbons (TPH) – Gasoline Range Organics (GRO), Diesel Range Organics (DRO) as kerosene/jet fuel, and motor or heavy oil – resulting from releases of water-soluble, lubricating, and hydraulic oils.



Semi-volatile organic compounds (SVOC), Priority Pollutant Metals (PPM), and hexavalent chromium were initially considered potential contaminants of concern. Sampling for these constituents has shown they are not contaminants of concern.

3.1 Soil Conditions

In the central part of the Manufacturing Building, VOC- and TPH-impacted soil is present from immediately below the floor to the groundwater table. This is the area of the former Front End. The areal extent of the VOC impact is greatest in soil immediately above the groundwater table, and the highest contaminant concentrations are found in this zone. Generally, 1,1,1-trichloroethane is present at the highest concentration, with elevated concentrations of 1,1-dichloroethene and 1,1-dichloroethane also observed over much of the area. Lower concentrations of tetrachloroethene and trichloroethene are also present. A variety of aromatic and aliphatic VOCs were also detected at lower concentrations; their concentration trends generally follow that of 1,1,1-trichloroethane. The highest concentrations in soil in this area were observed in soil sample locations SB302 at 7 feet to 8 feet bgs; SB303 at 3.5 feet to 4.5 feet bgs; and SB304 from 7 feet to 9 feet bgs. TPH impact (primarily #2 diesel and Motor Oil fractions above their MTCA Method A standards) in this area also extends from immediately beneath the floor to the water table. Appendix 3 contains figures depicting the sample locations and isopleths of the 1,1,1-trichloroethane and TPH concentrations. Summaries of soil analytical results are provided in the data tables found in Appendix 4 and Appendix 5. Appendix 6 includes cross sections depicting both the geology and vertical extents of soil contamination.

In soil beneath the northern part of the Manufacturing Building (the current Front End), VOC concentrations are considerably lower, and the impacted area is less in areal extent. In this area, the highest concentrations are observed in shallow soil in sample location SB110 at 1 foot to 2 feet bgs. The contaminants detected at the highest concentrations in this area were 1,1,1-trichloroethane, 1,1-dichloroethane, and methylene chloride. TPH is present immediately below the floor in an area of approximately 160 feet by approximately 40 feet to 65 feet. Over most of this area, the vertical impact is limited to less than 2 feet below the floor. When VOCs are present, such as near the baler, TPH can be present several feet below the floor, but it does not extend to the water table. The cross section between Stations C and D included in Appendix 6 depicts this.

All impacted soil at the Site is located under impervious cover beneath the Manufacturing Building and in a small exterior area located under the pavement adjacent to the northeast corner of the Manufacturing Building. Soil screening levels for determining the potential for VI have not been established by the WA DOE.

The source of the contaminants is from releases through cracks and joints in floors and shallow trenches. Where chlorinated solvents were used (parts cleaning and floor washing), contaminants reached greater depths. When there was sufficient volume of solvents released, this provided the driving force for contaminants to migrate to the water table, primarily in the Former Front End area. Less vertical migration occurred in the Current Front End area because the use of chlorinated solvents was decreasing when the Current Front End commenced operation. There



is no ongoing contaminant migration in soil because of the change from VOC-based materials to water-based materials.

3.2 Groundwater Conditions

Shallow groundwater has been impacted by VOCs, primarily chlorinated VOCs. Over the course of the investigation of the Site, a significant decrease in contaminant concentrations has been observed.

3.2.1 Site Groundwater Conditions

In 2001, a groundwater sample collected from a temporary monitoring well located adjacent to a stormwater catchbasin just west of the Wastewater Treatment Building (near the location of well MW-105R [see Figure 2]) exhibited the following VOCs at elevated concentrations or above a MTCA CUL:

- Vinyl Chloride – 700 µg/l
- Chloroethane – 5,900 µg/l
- 1,1-Dichloroethene – 1,800 µg/l
- Methylene chloride – 73 µg/l
- 1,1-Dichloroethane – 24,000 µg/l
- 1,2-Dichloroethane – 87 µg/l
- cis-1,2-Dichloroethene – 110 µg/l
- 1,1,1-Trichloroethane – 27,000 µg/l
- Trichloroethene – 83 µg/l
- Tetrachloroethene – 29 µg/l

A small-bore monitoring well (ETMW-1) was installed in this area using direct-push techniques and sampled in 2001. The sampling results were similar to the 2001 results obtained from the temporary well. In 2005, ETMW-1 was replaced with a conventional monitoring well (MW-105) and again, the results were similar to previous sampling:

- Vinyl Chloride – 1,600 µg/l
- Chloroethane – 4,000 µg/l
- 1,1-Dichloroethene – 390 µg/l
- Methylene chloride – 39 µg/l
- 1,1-Dichloroethane – 4,700 µg/l
- 1,2-Dichloroethane – 33 µg/l
- cis-1,2-Dichloroethene – 39 µg/l
- 1,1,1-Trichloroethane – 2,700 µg/l
- 1,1,2-Trichloroethane – 4.0 µg/l
- Trichloroethene – 11 µg/l
- Tetrachloroethene – 22 µg/l

In contrast, the 2018 groundwater sampling of the replacement well installed in this area (MW-105R) showed the following results:

- Vinyl Chloride – not detected
- Chloroethane – 71 µg/l
- 1,1-Dichloroethene – not detected
- Methylene chloride – not detected
- 1,1-Dichloroethane – 14 µg/l
- 1,2-Dichloroethane – not detected
- 1,1,1-Trichloroethane – not detected
- Trichloroethene – not detected
- Tetrachloroethene – not detected
- 1,4-Dioxane – 12 µg/l.

The groundwater results obtained from MW-105R during the sampling conducted in September 2021 (described in Section 7 of this report) were (average of sample and duplicate):

- Vinyl Chloride – 4.2 µg/l
- Chloroethane – 305 µg/l
- 1,1-Dichloroethene – not detected
- Methylene chloride – not detected
- 1,1-Dichloroethane – 100 µg/l
- 1,2-Dichloroethane – 1.9 µg/l
- 1,1,1-Trichloroethane – 1.6 µg/l
- Trichloroethene – not detected
- Tetrachloroethene – not detected
- 1,4-Dioxane – 55.5 µg/l.

The most recent results show an increase in concentrations since 2018 at this location, but concentrations are still low relative to what has been observed historically in this area; this is further discussed in Section 7.

The area of impacted shallow groundwater is located beneath the Manufacturing Building and small parts of the paved areas north, northwest, and west of the Manufacturing Building. The primary source of the groundwater contamination is the impacted soil in the former Front End.

The highest contaminant concentrations in groundwater are observed in MW-108, located in the area of impacted soil in the former Front End. This area is characterized by an elevated concentration of the parent compound 1,1,1-trichloroethane, as well as elevated concentrations of daughter products 1,1-dichloroethane and chloroethane, and 1,4-dioxane which was an additive of 1,1,1-trichloroethane. Lower concentrations of daughter products 1,1-dichloroethene and vinyl chloride are observed in this area. Of note,



contaminant concentrations generally decrease markedly away from MW-108. Only occasional very low concentrations of 1,1,1-trichloroethane are observed in the remaining monitoring wells. Chloroethane concentrations are somewhat lower in ETMW-7, considerably lower in MW-105R, MW-102, and MW-106, and are observed at very low concentrations, at most, in the remaining monitoring wells. The concentration of 1,1-dichloroethane is over an order of magnitude lower in MW-105R, and the only other well in which it was detected in the September 2021 round of sampling was at a low concentration in ETMW-7.

The deep well installed on the Site, MW-201, demonstrates there is no impact to deeper groundwater.

Groundwater and soil gas data do not indicate that impacted groundwater has migrated beyond the Site boundary to the north and northwest.

3.2.2 Attempts to Install Offsite Groundwater Wells

To complete groundwater delineation, the July 10, 2018 Progress Report proposed to install offsite wells north, northwest, and west of the groundwater contaminant plume, as shown on the figure included as Appendix 7 of this Remedial Investigation Report. In its review of the 2018 Progress Report, the WA DOE Case Manager at that time (Mr. Jason Cook) requested the addition of a shallow well on the eastern side of the building near the northeast corner of the building (the current well MW-113 shown on Figure 2).

The proposed offsite monitoring well locations and property addresses were:

- 7650 South 228th Street (Former Sears Holdings Business Unit – now CenterPoint Properties)
- 7908 South 228th Street (Graphic Impressions)
- 1221 2nd Avenue North (Hermanson Corp.)
- 1215 2nd Avenue North (Protective Coatings, Inc.)

A proposed Access Agreement was submitted to each property owner and was provided to WA DOE in late 2018. ENVISION initially received feedback from three (3) of the property owners, with miscellaneous questions raised by some property owners. ENVISION provided responses to all questions.

During the IA sampling event in 2019, ENVISION met with the following representatives regarding property access:

Mr. Shane DeLaCruz
Davis Property & Investment (Graphic Impressions is a tenant)
7908 South 228th Street



- In a February 27, 2019 e-mail to ENVISSION following the meeting, Mr. DeLaCruz stated that the ownership was “*not comfortable with allowing a monitoring well on the Property.*”

**Ms. Jana Burbank, Mr. Tom Nolan, and Mr. Erich Holcomb
Hermanson Company LLC (HERMANSON)
1221 2nd Avenue North**

- Just before the meeting, ENVISSION received an e-mail from HERMANSON that posed numerous questions and concerns;
- No additional questions or concerns were raised during the meeting;
- ENVISSION’s July 1, 2019 e-mail to Hermanson provided responses to all their questions;
- ENVISSION has since followed up with HERMANSON, but has not received any response.

ENVISSION also reached out to:

**Protective Coatings, Inc. (PCI)
1215 2nd Avenue North**

- ENVISSION’s contact at PCI responded that he had been directed by the persons reviewing the access request to not meet with ENVISSION;
- PCI was in the VCP (VCP Project Number NW2843); Facility Site ID is 85155236 and Cleanup Site ID is 12337. However, a termination letter dated December 13, 2021 was found in the WA DOE Cleanup and Tank Search online database. A Cleanup Action Report was submitted on January 26, 2022, so the current regulatory status of the property is unclear.

7650 South 228th Street (Formerly Sears Holdings Business Unit, now CenterPoint Properties Trust)

- In April 2019, ENVISSION observed that the property had recently been sold to CenterPoint Properties Trust based upon updated information in the online King County tax records;
- On April 17, 2019, ENVISSION submitted the Draft Access Agreement Package to CenterPoint Properties;
- In late April 2019, ENVISSION received a call from Mr. John Houlihan of Houlihan Law, legal counsel for CenterPoint Properties, who stated CenterPoint Properties conducted environmental due diligence on the property that included soil sampling and groundwater sampling using temporary monitoring wells. Mr. Houlihan said that they could share these data and hopefully eliminate the need to install any permanent monitoring wells on their property;

- In a May 7, 2019 e-mail, Mr. Houlihan provided ENVISION with data tables and a figure showing the sample locations for sampling conducted in August 2018 on this property as part of their due diligence.
- In this e-mail, Mr. Houlihan stated: *“CenterPoint is not inclined to consent to the well placement. As I mentioned, when CenterPoint recently acquired the property, the limited phase 2 work did not indicate any soil or groundwater impacts at the selected sampling locations.”*

During an October 2019 conference call with Mr. Jason Cook of the WA DOE, Mr. Cook stated that the WA DOE would try to get access to these properties through the State Attorney General. The following transpired as a result of this effort by WA DOE:

- In January 2020 the WA DOE was provided the complete 2018 report of the 7650 South 228th Street Limited Subsurface Investigation; this was forwarded to ENVISION. A copy is included as Appendix 8 and is discussed in Section 3.2.3.
- In March 2020 an Access Agreement was signed with PCI to allow sampling of MW-4 and MW-5 on their property (see Figure 2 for the locations of these monitoring wells on PCI’s property). These wells were sampled in September 2021; the results are discussed in Section 7.3.2.
- No response was received from the other offsite properties.
- Based on the results of the 7650 South 228th Street limited subsurface investigation, Mr. Jason Cook considered these data could be used to demonstrate that the plume was delineated to the northwest.
- In addition, Mr. Jason Cook stated that RBCC/BALL had made substantial efforts to try to gain access to these offsite properties to install groundwater delineation points, and further action by RBCC/BALL to gain access is not needed.

3.2.3 Groundwater Conditions, 7650 South 228th Street

In 2018, a Phase I ESA was performed at this property by Farallon Consulting, L.L.C. (FARALLON) that identified potential migration of non-halogenated solvents, halogenated organic compounds, and/or petroleum constituents to this property from former operations at nearby properties. A limited subsurface investigation was performed by FARALLON in August 2018 to investigate the issue; a complete copy of the report reviewing this investigation is included as Appendix 8. The suspect offsite properties were not specified in the report; however, based on the analytical parameters and boring locations, it can be deduced that the RBCC/BALL property was among those identified as a potential source of contaminants migrating from offsite. To investigate this possibility, five (5) soil borings were installed to 15 feet bgs by FARALLON. Groundwater was encountered in each of the borings.

Boring FB-1 was installed in the southeastern corner of the property; this boring was located approximately 300 feet northwest of RBCC monitoring well MW-102. Boring FB-2 was installed near the southeastern corner of the building. Borings FB-3 and FB-4 were installed in the parking area on the east side of the building. Finally, boring FB-5 was



installed in the central part of the parking area south of the building. These locations are all depicted on the figures in the report included in Appendix 8.

One (1) soil and one (1) groundwater sample were collected from each boring and submitted for laboratory analysis of: TPH-DRO by Northwest Method NWTPH-Dx; TPH oil-range organics (ORO) by Northwest Method NWTPH-Dx; VOCs by USEPA Method 8260C; and polycyclic aromatic hydrocarbons (PAHs) by USEPA Method 8270D with Selected Ion Monitoring (SIM). Boring FB-2 exhibited 340 mg/Kg of TPH-ORO, below its MTCA Method A CUL of 2,000 mg/Kg for Residential Soil. All soil samples exhibited trace concentrations of acetone ranging from 0.035 mg/Kg in FB-1 to 0.34 mg/Kg in FB-5. Borings FB-2 through FB-5 exhibited trace concentrations of 2-butanone, ranging from 0.011 mg/Kg in FB-2 to 0.092 mg/Kg in FB-5. No other analytes were detected in soil.

In the groundwater samples, TPH-DRO was detected in FB-4 at 330 µg/l, which is below the MTCA Method A CUL of 500 µg/l. Phenanthrene was detected in FB-2 at 0.16 µg/l; there is no MTCA Method A CUL established for phenanthrene. Lastly, carbon disulfide was detected at 0.23 µg/l in FB-2. No other analytes were detected in groundwater.

FARALLON concluded that there was no impact to this property from any of the potential offsite sources of contamination.

3.3 Interim Remedial Actions

The following summarizes the interim remedial activities conducted at the Site. Details on these activities were provided in previous submissions to the WA DOE as noted below. No other spills or releases of hazardous materials or petroleum products are known to have occurred.

3.3.1 UST Removal, 1998

Removal of a 12,000-gallon underground storage tank (UST) containing lubrication oil from the north side of the Manufacturing Building was carried out in October/November 1998 by EARTH TECH. Although minor spills and overfills had apparently occurred, the tank was in a concrete secondary containment vault and impact was confined to bedding material within the containment. EARTH TECH concluded that no soil impact had occurred. ENVISION's April 2003 Proposed SIW and VCP Application submittal included a complete copy of EARTH TECH's report on this activity.

3.3.2 Removal of Stained Ballast and Product, 2007

In 2007, stained ballast was removed from the railroad siding on the east side of the Site where free oil product had been observed. The released material was a result of compressor blowdown discharges. Monitoring well ETMW-4, located adjacent to the stained ballast, was abandoned. The stained ballast was removed and replaced with clean ballast. Due to the shallow perched water in this area at the time, soil excavation and sampling could not be conducted during this work. The excavation was lined with



polyethylene sheeting prior to backfilling with clean ballast so that soil excavation could be conducted during drier conditions. During a later period of dry weather, soil was excavated in an area approximately 32 feet long by 10 feet wide and between 1 foot to 4 feet bgs. Post-excavation soil samples were collected for analysis of TPH-GRO and TPH-DRO, PPMs plus hexavalent chromium, VOCs, and SVOCs. Low to trace concentrations of several VOCs, TPH fractions, SVOCs, and PPM were detected; none exceeded a MTCA Method A CUL. Details on these activities were included in ENVISION's May 2009 Environmental Assessment Report – Railroad Siding Excavation and Interior Subfloor Area Investigation.

Based upon the results of the interim remedial activities, no further action is warranted for this area.

3.3.3 Hydraulic Oil Release from Baler

In December 2011, approximately 10 to 15 gallons of hydraulic oil were released from a pressure fitting on the aluminum scrap baler through the overhead door located on the east side of the Manufacturing Building at its northeast corner. The release occurred on December 17, 2011 and was reported to the WA DOE the same day. The WA DOE assigned Spill Incident Number 11-4213 to the incident. The hydraulic oil impacted the adjacent asphalt pavement and a portion of the oil flowed to the east slightly impacting the soil/gravel area adjacent to the edge of the pavement. Site personnel immediately placed oil sorbent booms to prevent additional hydraulic oil from running off the asphalt pavement, and then used sorbent materials and a floor scrubber to remove the hydraulic oil from the pavement. No hydraulic oil was released to stormwater drains, the sanitary sewer system, or to waterways. The Site contracted with Northwest Stormwater Maintenance (NSM) of Kent, Washington to address the impacted soil/gravel area adjacent to the asphalt pavement. NSM excavated an area of approximately 12 feet by 20 feet of impacted soil and gravel to a depth of 4 inches and transported approximately 7,000 pounds of soil, gravel, and water offsite for disposal. Upon completing the excavation, the area was inspected and no evidence (visual or olfactory) of the release was observed in the soil/gravel area. Soil sampling conducted by ENVISION on December 29, 2011 found minor, limited impacts by TPH-motor oil range apparently unrelated to the recent hydraulic oil release.

Based on the post-excavation soil sampling results, ENVISION requested the Spill Incident for the hydraulic oil release be closed out and proposed that the release be addressed under the existing VCP case. ENVISION's February 12, 2012 letter report provided the details of this activity

3.4 Subslab Soil Gas Conditions

In April 2011, ENVISION conducted SSSG sampling as a reconnaissance tool to determine if source areas of VOCs were present beneath the Manufacturing Building. This work was reported in ENVISION's June 2011 Status Report and the findings are summarized below.



For each SSSG sample location, a temporary soil gas probe was installed and purged, and a soil gas sample was collected using a new laboratory-supplied 1-liter Tedlar bag. All samples were analyzed for VOCs via USEPA Method 8260B and SVOCs via USEPA Method 8270C. Copies of the sample location maps, and sample results summary table are included as Appendix 9. Since the Site is industrial, the soil gas sampling results were compared to Method C Subslab Soil Gas Screening Levels. A number of subslab samples exhibited soil gas concentrations above screening levels, which primarily included chloromethane, vinyl chloride, 1,1-dichloroethene, 1,1-dichloroethane, 1,1,1-trichloroethane, trichloroethene, and tetrachloroethene. Several exceedances of 1,1,2-trichloroethane, carbon tetrachloride, chloroform, ethylene dichloride (1,2-dichloroethane or EDC), benzene, and xylene were also encountered.

The soil gas sampling results showed two (2) areas of elevated concentrations below the Manufacturing Building. The first area is located immediately around the baler in the northeast portion of the building. The second area is located around the former Front End, centrally located in the building. These areas generally correspond to the areas of soil impact.

3.5 Indoor Air Sampling Results

In order to determine if the VI pathway was complete, IA sampling was conducted from February 26 to February 27, 2019. The WA DOE was provided advance notice of the IA sampling event and the work was carried out in accordance with the Quality Assurance Project Plan (QAPP) included in the Indoor Air Sampling Workplan dated November 2016.

ENVISION reviewed the Safety Data Sheet (SDS) file for the Site to identify potential sources of VOCs from products used or stored inside the buildings. ENVISION also conducted a building survey to identify pertinent building construction and heating, ventilation, and air conditioning (HVAC) system details, potential background sources of VOCs, and whether potential pathways for VI were evident. ENVISION also attempted to obtain drawings of the building HVAC system and underground utilities; however, no drawings of either the building's HVAC system or underground utilities were available.

Seven (7) IA samples were collected from the Manufacturing Building in areas where elevated SSSG concentrations of VOCs had been observed. The Warehouse Building was not sampled, as it is located more than 100 feet from groundwater impacted by VOCs above VI screening levels. In addition, two (2) ambient air (AA) samples were collected, one on the east side and the other on the west side of the Manufacturing Building. A trip blank was collected by randomly selecting a Summa canister provided by the laboratory and returning it unopened to the laboratory for analysis. Sample locations are shown in the figure included in Appendix 10. The summary table of the results of this work is included in Appendix 11.

The IA samples exhibited detections of one (1) or more of 1,1-dichloroethene, 1,1-dichloroethane, 1,1,1-trichloroethane, toluene, xylenes, chloroform, 1,2-dichloroethane, carbon tetrachloride, and benzene. Both ambient air samples exhibited relatively low-level detections of chloroform, 1,2-dichloroethane, carbon tetrachloride, and benzene (all less than $1 \mu\text{g}/\text{m}^3$). The only exceedance



of a Method C Indoor Air CUL (the most stringent of the cancer/noncancer criterion) was of benzene ($3.21 \mu\text{g}/\text{m}^3$ Method C Indoor Air CUL), ranging from $3.8 \mu\text{g}/\text{m}^3$ to $44 \mu\text{g}/\text{m}^3$ in the samples from the current Front End area (samples IA-1 and IA-2) and the former Front End area (samples IA-3, IA-4 and IA-5). This analyte was also detected below the Method C Indoor Air CUL at $0.70 \mu\text{g}/\text{m}^3$ in the office and at $1.5 \mu\text{g}/\text{m}^3$ in the welding shop. The highest concentrations, ranging from $42 \mu\text{g}/\text{m}^3$ to $44 \mu\text{g}/\text{m}^3$, were found in the samples from the former Front End (IA-3, IA-4, and IA-5). The concentrations near the Schneider filter pit (IA-1) and the cuppers (IA-2), both of which are in the current Front End, were significantly lower (at $3.9 \mu\text{g}/\text{m}^3$ and $3.8 \mu\text{g}/\text{m}^3$, respectively) and narrowly exceeded the Method C Indoor Air CUL.

Based on the very low concentrations of benzene detected in soil and groundwater samples, the benzene detections in IA were attributed to truck exhaust associated with Site activities rather than VI. In addition, the benzene detections in the ambient air samples showed that it is also present in outdoor air, most likely attributable to vehicle exhaust from the nearby Valley Freeway. The results and conclusions were reported in the Remedial Investigation Report – Indoor Air Sampling – RBCC / Ball Corporation, June 2019.



4.0 CONCEPTUAL SITE MODEL

The conceptual Site model has been developed to understand Site conditions, release history, exposure pathways, and contaminant fate and transport. It is based on Site history and geology, typical historical practices and conditions in aluminum beverage can manufacturing facilities, and data obtained in the investigations conducted to date. Cuppers, bodymaker/trimmers, and the baler at these facilities are typically mounted on thick concrete foundations that are isolated from the main concrete floor slabs. The floor slab and foundation joints are sealed; however, over time the seals typically deteriorate due to the vibration from the hydraulic equipment. Floor trench systems collect oil (water-soluble oil used to lubricate the aluminum and tramp oil released from the hydraulic systems) and direct it to collection sumps for treatment, recycling, and/or offsite disposal. The concrete trenches may also develop cracks over time. During operations, the floors in these areas, especially the bodymaker/trimmer areas, can become oily and are routinely cleaned. Historically, small quantities of 1,1,1-trichloroethane or other chlorinated solvents may have sometimes been used to remove the oil from the floor areas. Secondary operations included cleaning of parts and equipment (sometimes including steam cleaning), maintenance and repair activities, and similar operations that sometimes utilized solvents (both chlorinated and non-chlorinated). These activities were sometimes conducted over convenient sections of the floor trench and sump systems to contain any released materials. Solvent use decreased over time as these facilities transitioned to water-based coatings, and by the early- to mid-1990s, the use of chlorinated solvents was typically discontinued. Thus, typical contaminants from early releases included chlorinated and non-chlorinated solvents, hydraulic oil, compressor oil, and elevated TPH concentrations due to water-soluble oils. Later releases typically did not include VOCs, reflecting the decrease in solvent use.

There are two (2) separate areas in the Manufacturing Building where the Front End (cuppers and bodymaker/trimmers) has been/is located:

- The original Front End was located in the area south of the present can washer chemical storage area from the commencement of manufacturing operations until the late 1980s/early 1990s.
- The current Front End is located in the northern part of the building.

The baler has always been located in the same place, near the northeast corner of the Manufacturing Building. The release pathways in these areas were via breaches of integrity, primarily in the floor slab and floor slab/equipment foundation joints and shallow floor trenches/sumps. By the time the plant expanded manufacturing capabilities and constructed the current Front End, the use of chlorinated solvents was decreasing, and would have largely been discontinued within several years after the relocation of the Front End. The released material would have slowly migrated laterally and downwards through the breaches of integrity in each area as long as releases continued. Where oils were released with little or no solvents involved, impact tended to be localized immediately under the building floor and did not migrate extensively, either vertically or laterally. If sufficient solvent was released vertical migration could occur.

Locally, where sufficient released contaminant mass was present, contaminants reached the



water table. The biodegradation of the oils, especially the water-soluble oils, would promote reducing conditions in the soil column and in groundwater, leading to reductive dechlorination of the chlorinated solvents and producing daughter compounds including 1,1-dichloroethene, 1,1-dichloroethane, chloroethane, and vinyl chloride due to degradation of 1,1,1-trichloroethane; and trichloroethene, cis-1,2-dichloroethene, and vinyl chloride from tetrachloroethene degradation. The small amounts of chlorinated solvents released would not lead to vertical migration of dense non-aqueous phase liquid (DNAPL) below the water table, as evidenced by the lack of impact to deeper groundwater. The VOCs are adsorbed to organic carbon and fine-grained sediments in the soil column and in the smear zone.



5.0 DEVELOPMENT OF CLEANUP LEVELS FOR SITE

ENVISION had discussed the establishment of CULs for the Site with the previous WA DOE Case Manager (Mr. Jason Cook). In a Technical Memorandum dated July 24, 2019, the WA DOE specified the use of MTCA Method C CULs (cancer) for impacted soil and groundwater for all previously identified contaminants of concern. A copy of this Technical Memorandum is included as Appendix 12. ENVISION has developed the CULs using the default Method C option, as discussed in this section.

The property meets the conditions for use of Method C Soil CULs that are listed in WAC 173-340-745. Appropriate institutional controls will be implemented in accordance with WAC 173-340-440 to limit potential exposure to residual hazardous substances, including at a minimum, placement of a covenant on the property restricting the use of the area where industrial soil CULs are proposed to industrial uses.

The location of the contaminated media beneath part of the Manufacturing Building and active traffic areas severely limits access to the entire volume of contamination. The property is an active manufacturing facility, and the magnitude and types of remedial activities needed to meet Method B CULs at the Site would produce safety risks and increase the risk of worker exposure to Site contaminants. Method B CULs would also be technically impossible to meet given the access limitations. Thus, the Site meets the criteria specified in WAC 173-340-706 for the use of Method C CULs.

5.1 Nature of Contamination

As noted in this submission and in previous reports, the source of the contamination at the property has been releases of solvents and TPH to the environment through breaches of integrity in concrete floors and shallow subsurface structures in both the former Front End (the part of the manufacturing process where beverage can bodies are formed from aluminum sheet metal) and the current Front End. These areas encompass approximately the center and north-central parts of the Manufacturing Building. Due to the proximity of these areas to each other, the area of contaminated soil and groundwater is considered as the "Site" (by definition per the MTCA).

5.2 Potentially Contaminated Media

Based on the sampling conducted, the impacted media at the Site are subsurface soil (in the vadose zone and the smear zone), shallow groundwater, and soil vapor. The impacted soil is located entirely under impervious cover and has been delineated. The groundwater impact is limited to shallow groundwater and has been delineated by clean groundwater samples to the east, south, and southwest. Groundwater delineation is further discussed in Section 7.

Deeper groundwater has been shown to not be impacted based on the sample results from deep well MW-201. The IA sampling has shown that IA is not impacted by the Site contamination.



There is no sediment or surface water on or near the Site and there are no pathways to these environmental media from the Site; thus, these environmental media are not of concern.

The contaminants identified in soil, groundwater, soil gas, and indoor air are listed by the matrix in which they have been detected in Table 1. For soil, soil gas, and indoor air, the number of detections and maximum concentration detected in each matrix are shown. For groundwater, the maximum concentration detected, the date the maximum concentration was detected, and its concentration (if detected) in the most recent groundwater sampling event (September 2021) are shown.

As seen in these data, several analytes do not appear to be of significance, in that they were detected once or twice at a trace concentration in a single environmental medium or were detected only in soil gas. In soil, hexane, 1,1-dichloropropene, 1,2-dichlorobenzene, 1,2-dichloropropane, 2,2-dichloropropane, and styrene were each detected once or twice; the highest concentration of any of these detections was 0.062 mg/Kg. These analytes were not detected in groundwater, soil gas, or indoor air, with the exceptions of styrene, detected once in groundwater in 2010 at 0.42 µg/l, and hexane, detected twice in 2018 at a maximum concentration of 7.3 µg/l. In soil gas, 11 samples exhibited chloromethane at concentrations up to 30,000 µg/m³. Methyl tert-butyl ether (MTBE) was detected in three (3) samples up to 200 µg/m³. Chloromethane was detected once in groundwater at a trace concentration in 2010. MTBE has not been detected in soil or groundwater. Thus, these analytes have been eliminated as potential contaminants of concern at the Site.

5.3 Potential Exposure Pathways, Land Use, and Receptors

The current and potential pathways of exposure are:

- Direct Contact Pathway (Ingestion/Inhalation of Soil) – Currently, this pathway is incomplete due to the contaminated soil being located completely beneath impervious cover. However, facility construction activities could change this condition.
- Soil to Groundwater – Currently, this pathway is complete, as shown by the groundwater sampling results. However, the contaminant concentrations have exhibited decreases over the course of the investigation, as discussed further in Section 7.
- Groundwater Use – Currently, this pathway is incomplete, as there are no water supply wells (potable, industrial supply, irrigation, etc.) near the Site. Potential groundwater use must be considered since the Site groundwater does not meet the conditions specified in WAC 173-340-720 to not be considered a potential potable water source.
- Soil and Groundwater to SSSG - Currently, this pathway is complete, as shown by the SSSG sampling results.
- SSSG to IA - Currently, this pathway is incomplete as shown by the IA sample results. However, facility construction activities could change this condition. No other buildings



are close enough to the SSSG impacts to exhibit potential IA impact.

As noted in Section 5.2, there is no sediment or surface water on or near the Site; thus, the pathways of contaminated sediment migration offsite or discharge of impacted groundwater to surface water are not present.

The current Site land use is industrial. Land use in the area immediately surrounding the Site is industrial or commercial. The closest residential properties are located beyond State Route 167, a limited-access divided highway constructed atop a large earthen embankment. The only potential future uses of the property and Site are industrial/commercial.

Under current Site conditions, there are no receptors, as none of the pathways from the contaminant to a receptor are complete. If Site conditions changed significantly, receptors would be limited to construction workers and possibly industrial workers in relatively short-term exposures. If shallow groundwater use began (this is considered highly unlikely, as the entire area is supplied with public water), industrial workers and visitors could become receptors.

5.4 Method C and TPH Cleanup Levels for Site

Under the MTCA, CULs must be adjusted to account for potential groundwater use, additive cancer risk, and noncancer effects from multiple hazardous substances and/or multiple exposure pathways, as well as the applicable or relevant and appropriate requirements (ARARs). If a CUL is less than the minimum detection limit (MDL) for the analyte, the MDL is considered the CUL.

Table 2 lists the Method C CULs proposed for groundwater. Because the use of groundwater as a potential drinking water source must be considered, the USEPA and WA DOE Maximum Contaminant Levels (MCL) and non-zero Maximum Contaminant Level Goals (MCLG) must be considered in establishing groundwater CULs.

ENVISION proposes to use the Method C CULs for groundwater discussed above to calculate unsaturated and saturated soil concentrations that are protective of groundwater at the CUL using the equations, assumptions, and default inputs specified in the MTCA in conjunction with the current version of the WA DOE Worksheet for Calculating Soil Cleanup Levels for Unrestricted & Industrial Land Use. Table 3 shows the default Method C Direct Contact CULs and the MDL-based CULs that are protective of groundwater. Upon receipt of WA DOE concurrence to use the Method C for groundwater values, ENVISION will calculate Protection of Groundwater CULs for soil. The Protection of Groundwater CULs are the most stringent CULs.

ENVISION proposes to use Method A CULs for all TPH components in soil. These are also included in Table 3. Use of the Method A CULs for TPH in combination with Method C for other analytes has been accepted by the WA DOE at other properties. The TPH impact in soil is primarily due to releases of water-soluble oils and tramp hydraulic oil. As noted, where limited releases of solvent have occurred, relatively little TPH migration has occurred. The primary risk for contaminant migration are the chlorinated VOCs.



5.5 Natural Resources/Ecological Receptors

According to the King County GIS website, the only potentially environmentally sensitive areas in the area of the Site is Mill Creek, which is unclassified. This stretch of Mill Creek has been diverted and canalized. Further, it is located beyond the main railroad line and the South 228th Street overpass from the Site.

The Site qualifies for an exclusion from a terrestrial ecological evaluation because there is less than 1.5 acres of contiguous undeveloped land within 500 feet of the Site affected by hazardous substances other than those listed in WAC 173-340-7491(1)(c)(ii) and none of the chemicals listed in WAC 173-340-7491.1(c)(ii) are present at the Site.

ENVISION has completed a Terrestrial Ecological Evaluation Form for the Site. This form is included in Appendix 13.

6.0 SHALLOW MONITORING WELL INSTALLATION

On September 14, 2021, Holocene Drilling, Inc. (HOLOCENE) of Puyallup, WA, a Washington-licensed drilling contractor, installed monitoring well MW-113 on the northeastern side of the building in the former railroad spur, as shown on Figure 2. HOLOCENE submitted a Notice of Intent to Construct a Resource Protection Well to the WA DOE and called the public markout number to clear the well location for underground utilities. A copy of the Notice of Intent and the well report are included as Appendix 14. ENVISION also contracted with Applied Professional Services, Inc. (APS) of North Bend, WA to clear the area of underground utilities before commencing drilling.

A Diedrich D-50 drill rig was used to drill the borehole using 8-inch outside diameter hollow-stem augers. The well was logged from cuttings by an experienced ENVISION field geologist. The cuttings were screened with an organic vapor monitor (OVM) equipped with a photoionization detector (PID) with a 10.6-eV lamp energy. The meter was calibrated in the field before use to a standard of 100 parts per million (ppm) isobutylene gas. All readings were below 2 response units. No odors or staining that would indicate impact was observed.

The boring was advanced to 15 feet bgs. Sandy gravel ballast was encountered to 2.5 feet bgs, then sandy brown silt was encountered to 5 feet bgs. Below this depth, wet dark brown, very soft silty clay was encountered to the end of the boring. A 2-inch diameter PVC well was installed to 14 feet bgs, with 10 feet of 0.01-inch slot screen and a PVC endcap. The well pipe was flush-jointed, and no glue was used in its construction. A sand pack was installed from 2 feet bgs to 14 feet bgs with a grout seal above it. The well was finished as a flush mount with a concrete pad, expansion plug, and lock. The well construction and lithology are shown on the well log included in Appendix 15.

Following installation, the well was developed by over pumping and surging with a submersible pump. The well was developed for approximately ½ hour, at which point turbidity was low. All cuttings and development water were drummed in 55-gallon Department of Transportation- (DOT) approved steel drums, labelled, and staged in an area designated by Site personnel for subsequent proper offsite disposal.

Following installation, the well location, ground elevation, and top of casing elevation were surveyed by a Washington-licensed surveyor from Contour Engineering, LLC (CONTOUR) of Gig Harbor, WA. A copy of the survey information is included in Appendix 16.



7.0 MONITORING WELL SAMPLING

7.1 Groundwater Sampling Procedure

Groundwater sampling was conducted on September 15 and 16, 2021. All Site monitoring wells were sampled for VOCs plus the 15 Tentatively Identified Compounds (TICs) of the highest estimated concentration via USEPA Method 8260D. Vinyl chloride was analyzed via USEPA Method 8260C and 1,4-dioxane was analyzed via USEPA Method 8620D with SIM. Monitoring wells MW-4 and MW-5 on the PCI property were also sampled for the same parameters on September 15, 2021.

The monitoring wells were gauged and sampled from clean to most impacted to minimize the potential for cross-contamination. Prior to purging the wells, depth-to-water measurements were first collected from all wells to the nearest 0.01 foot using a Solinst electronic interface probe. Well headspace was measured using a PID calibrated before use in the field to a standard of 100 ppm of isobutylene immediately after opening the well. The depths to water, calculated groundwater elevations, and PID readings are presented in Table 4.

Each well was purged to remove stagnant water within the well casing and sand pack. Low-flow purging/sampling was used to minimize turbidity and volume of water purged. The shallow wells were purged using a peristaltic pump equipped with Teflon-lined polyethylene tubing of ¼ inch internal diameter. The end of the tubing was set to the center of the screened interval. During purging, depth to water was monitored using an electronic water level meter in the 2-inch diameter wells; this was not possible in the smaller diameter ETMW-series wells. To collect samples, the tubing was carefully withdrawn from the well when filled, and the pump flow was reversed to fill the containers. All purge water was drummed in 55-gallon DOT-approved steel drums, labelled, and staged in an area designated by Site personnel for subsequent proper offsite disposal.

Deep monitoring well MW-201 was sampled using a decontaminated Mega-Monsoon submersible pump equipped with Teflon-lined polyethylene tubing of ¼ inch internal diameter. The pump was set at the center of the screened interval. Samples were collected directly through the pump.

During purging, water quality parameters (temperature, pH, dissolved oxygen, specific conductivity, and oxidation-reduction potential [ORP]) were measured using a YSI water quality meter and a flow-through cell to monitor well stabilization. Turbidity was measured using a LaMotte 2020 Turbidity Meter. Data were recorded on field forms, copies of which are included in Appendix 17. Purging was conducted in accordance with USEPA Region 9 Guidance and Protocols.

Groundwater samples were collected after stabilization of the water quality parameters in new laboratory-supplied bottles preserved with hydrochloric acid, except for the samples analyzed for vinyl chloride via USEPA Method 8260C, which were unpreserved. This is the standard procedure of the analytical laboratory used for the work; it follows the recommendation of SW-846 Chapter 4 for collection of an unpreserved aqueous sample when vinyl chloride is a target



compound.

Each sample was labeled with project identification, sample identification and time of sample collection, then immediately placed in a laboratory cooler containing ice. The samples were transported under chain-of-custody protocol by ENVISION personnel to Friedman & Bruya, Inc. of Seattle, WA (a Washington-licensed analytical laboratory) for analysis. One (1) blind duplicate sample was collected each day. Field blanks were collected each day for all analytes by collecting laboratory-supplied analyte-free water through new sampling equipment into appropriate containers. Each cooler also contained a laboratory-supplied trip blank.

7.2 Groundwater Elevation Measurements

Depth to water in Site monitoring wells ranged from 6.50 feet below top of casing (BTOC) in MW-107 to 11.50 feet BTOC in MW-101. The wells that were gauged on the PCI property (MW-4 and MW-5) exhibited slightly lower groundwater elevations than nearby wells on the western part of the Site (MW-103, ETMW-2, and ETMW-7). In MW-101, 0.10 foot of free product (oil) was observed on the water table. This well has intermittently exhibited a similar thickness of free product in previous monitoring events. The groundwater elevation data are tabulated in Table 4. Figure 4 shows the groundwater elevation contour map.

The groundwater contour map shows that groundwater flow in the area of the Manufacturing Building is generally to the northwest and west, consistent with previous events. The horizontal hydraulic gradient varies slightly across the Site. The horizontal gradient between MW-108 and MW-102 was approximately 0.008 ft/ft and the horizontal gradient between MW-104 and MW-4 was approximately 0.005 ft/ft, as shown in Table 5. The groundwater elevation in MW-105R was 29.73 feet AMSL and the groundwater elevation was slightly lower in deep well MW-201 (29.50 feet AMSL), indicating a slight downward vertical hydraulic gradient (approximately 0.004 ft/ft to 0.005 ft/ft) during this event. A copy of the calculation is included in Appendix 18. This is consistent with historical events, in that a low vertical gradient is observed. In some quarters the direction is upwards, in others downwards.

Relative to recent events, depths to water in the monitoring wells in this event were several feet lower than in previous events. This likely reflects the effect of drier summer weather on groundwater elevations. Again, no major change in groundwater flow direction was observed.

7.3 Groundwater Results

7.3.1 Water Quality Parameters

The wells stabilized during purging. The results for the water quality parameters for this event are summarized in Table 6. Measurements were not collected from MW-101 due to the presence of light non-aqueous phase liquid (LNAPL). Dissolved oxygen results in all monitoring wells were 0.87 mg/l or less after purging apart from MW-113, which exhibited 1.05 mg/l. The ORP values in all wells were negative apart from MW-105R at 17.6 mV and MW-113 at 33.7 mV. These values indicate reducing conditions.



In the shallow monitoring wells, pH ranged from 6.29 S.U. to 6.78 S.U.; in deep monitoring well MW-201 the pH was 7.34. Turbidity was less than 19.5 nephelometric turbidity units (NTU) in the shallow wells (except for MW-105R, which dried during purging). In MW-201, the turbidity was higher, at 58.0 NTU. Conductivity ranged from 0.201 mS/cm to 0.90 mS/cm. Temperature ranged from 17.5 °C to 22.3 °C in the shallow monitoring wells. The temperature in MW-201 was slightly less, at 17.1 °C. The field parameters in the monitoring wells on the PCI property were similar to those observed in the Site wells.

7.3.2 Groundwater Analytical Results

The laboratory analytical results for the samples are included as Table 7. The laboratory deliverables packages are included as Appendix 19. Figure 5 plots the detected concentrations by monitoring well. The laboratory data were reviewed to determine if issues were present that might limit the data usability. Both field blank samples exhibited low level detections of methylene chloride; these were attributed to laboratory contamination and flagged by the laboratory. As this analyte was not detected in any of the groundwater samples, the issue does not impact data usability. Duplicate samples exhibited good agreement with the original samples.

In laboratory report 109299, the calibration standard, laboratory control sample, and laboratory control sample duplicate did not pass the Method 8260D acceptance criteria for MTBE and 2,2-dichloropropane. The data were flagged accordingly. Neither analyte was detected in any of the associated samples.

In laboratory report 109300, the laboratory control sample exceeded the acceptance criteria for MTBE under Method 8260D. The compound was not detected in the associated samples; therefore, the data were considered acceptable by the laboratory.

No other data quality issues were identified by the laboratory or ENVISION that would adversely impact the data. These issues do not adversely impact data quality; these data are usable for their purpose.

Shallow monitoring wells ETMW-3, MW-104, and MW-107, and deep monitoring well MW-201 exhibited no detections of any analyte, either targeted or as a TIC. Shallow monitoring wells ETMW-2 (1,4-dioxane and an individual TIC) and the new monitoring well MW-113 (vinyl chloride, 1,2,4-trimethylbenzene, and an individual TIC) exhibited occasional isolated trace to low concentrations, none exceeding their respective Method C CULs.

Shallow wells MW-102 and MW-103 exhibited 1,4-dioxane at 91 µg/l and 10 µg/l; both exceeded its Method C CUL of 4.4 µg/l.

Shallow well ETMW-7 exhibited the following exceedances:

- Vinyl chloride at 2.7 µg/l versus its Method C CUL of 0.29 µg/l
- 1,2-Dichloroethane at 6.9 µg/l versus its Method C CUL of 4.8 µg/l



- 1,4-Dioxane at 310 µg/l versus its Method C CUL of 4.4 µg/l
- Chloroethane at 2,200 µg/l versus its Method C CUL of 830 µg/l

Shallow well MW-105R exhibited the following exceedances:

- Vinyl chloride at 4.3 µg/l (4.1 µg/l in the duplicate) versus its Method C CUL of 0.29 µg/l
- 1,1-Dichloroethane at 100 µg/l in both the standard and duplicate samples versus its Method C CUL of 77 µg/l
- 1,4-Dioxane at 60 µg/l (51 µg/l in the duplicate) versus its Method C CUL of 4.4 µg/l

Shallow well MW-108 exhibited the highest concentrations of all the wells, with the following exceedances:

- Vinyl chloride at 100 µg/l versus its Method C CUL of 0.29 µg/l
- 1,1-Dichloroethene at 120 µg/l versus its Method C CUL of 7.0 µg/l
- 1,1-Dichloroethane at 1,200 µg/l versus its Method C CUL of 77 µg/l
- 1,1,1-Trichloroethane at 1,700 µg/l versus its Method C CUL of 200 µg/l
- 1,2-Dichloroethane at 5.8 µg/l versus its Method C CUL of 4.8 µg/l
- 1,4-Dioxane at 3,200 µg/l versus its Method C CUL of 4.4 µg/l
- Chloroethane at 2,300 µg/l versus its Method C CUL of 830 µg/l

Offsite monitoring wells on the PCI property:

- MW-4 exhibited a low concentration of 1,4-dioxane (0.94 mg/l), below its Method C CUL of 4.4 µg/l.
- MW-5 exhibited the following limited exceedances:
 - Vinyl chloride at 0.51 µg/l (0.38 µg/l in the duplicate) versus its Method C CUL of 0.29 µg/l
 - 1,4-Dioxane at 23 µg/l (18 µg/l in the duplicate) versus its Method C CUL of 4.4 µg/l

7.4 Discussion of Groundwater Results

Table 8 lists the historical groundwater data, including the September 2021 data. Overall, source area monitoring well MW-108 exhibited an increase in concentrations of vinyl chloride, chloroethane, 1,1-dichloroethene, 1,1-dichloroethane, 1,1,1-trichloroethane, and 1,4-dioxane in this event relative to recent monitoring results. These concentrations are lower than observed in the initial sampling event for this well, except for 1,4-dioxane, chloroethane, vinyl chloride, and 1,1-dichloroethene. ETMW-7 exhibited increases in vinyl chloride, chloroethane, 1,2-dichloroethane, and 1,4-dioxane relative to historical data. Concentrations in MW-105R increased from 2018 but were similar to concentrations observed in 2014 and 2015; these were much lower than the concentrations observed in MW-105 up to July 2011. The remaining wells generally exhibited similar or lower concentrations in this event than previously observed.

Review of the historical analytical data from MW-108 against the depth to water shows that the contaminant concentration trends in this well appear to be possibly related to the depth to water; when the depth to water is greater the concentrations generally increase. Table 9 lists the depth to water and the concentrations of major contaminants in this well across the four (4) groundwater sampling events conducted between 2014 and 2021. This may indicate the main source of groundwater impact in this area is a thin zone at depth from which contaminant desorption is greater than at other locations in the soil column; when the water table is higher this effect may be diluted.

The fact that daughter products of reductive dechlorination continue to be observed in MW-108 indicates reductive dechlorination of 1,1,1-trichloroethane is still taking place. The absence of 1,1,1-trichloroethane in wells away from source area well MW-108 indicates the degradation is rapid enough to limit contaminant migration. Overall, the plume is apparently stable in extent. The variations in concentration in MW-108 are apparently short-term events and do not appear to represent long-term increasing trends.

Downgradient monitoring wells (e.g., MW-102, MW-105R, and MW-106) are characterized by low to no detectable concentrations of 1,1,1-trichloroethane. These exhibit 1,4-dioxane and the products of reductive dechlorination of 1,1,1-trichloroethane. Concentrations in these wells have trended downwards with time.

As noted in Section 3.2.2, ENVISION had limited success in obtaining access to install downgradient monitoring wells on offsite properties. However, the data that were obtained allow some conclusions on the downgradient extent of the plume to be made. As noted, the temporary monitoring well that was installed and sampled in the southeastern part of the property at 7650 South 228th Street in August 2018 did not exhibit the Site contaminants of concern that were observed in MW-102 in February 2018. In the 2018 monitoring event, chloroethane was detected in MW-102 at 920 µg/l and 1,4-dioxane at 1,400 µg/l; neither were detected at 7650 South 228th Street, directly downgradient of MW-102. Concerning the results obtained from the wells on the PCI property, ETMW-7 exhibited chloroethane at 2,200 µg/l, vinyl chloride at 2.7 µg/l, 1,2-dichloroethane at 6.9 µg/l, 1,1-dichloroethane at 2.1 µg/l, and 1,4-dioxane at 310 µg/l in September 2021. In MW-5 on the PCI property, located 120 feet downgradient of ETMW-7, chloroethane, 1,1-dichloroethane, and 1,2-dichloroethane were not detected, vinyl chloride was detected at 0.51 µg/l (0.38 µg/l in the duplicate) and 1,4-dioxane was detected at 23 µg/l (18 µg/l in the duplicate). In MW-4 on the PCI property, located approximately 200 feet downgradient of ETMW-7, only 1,4-dioxane was detected at 0.94 µg/l, below its Method C Groundwater CUL.

Thus, the data obtained show that exceedances in the contaminant plume extend less than 200 feet from the northern, northwestern, and western property lines for the Site.



8.0 AREAS REQUIRING CLEANUP – FOLLOW-UP ACTIVITIES

The WA DOE requested that the downgradient extent of shallow groundwater impact be determined through the installation and sampling of downgradient offsite monitoring wells. The areas downgradient of the Site for which groundwater data is limited are to the north and west. As noted in Section 3.2.2, ENVISION attempted to obtain access to install monitoring wells on four (4) offsite properties; despite extensive efforts and the assistance of the State of Washington Attorney General these attempts were not successful.

Although ENVISION was not able to obtain access to downgradient property owners to install and sample wells, permission to sample selected monitoring wells was obtained from PCI at 1215 2nd Avenue North, located west of the southern portion of the Site. In addition, a Limited Site Investigation Report was obtained from the property at 7650 South 228th Street (northwest of the Site), which included groundwater sampling of Site contaminants of concern. Both properties are located downgradient of the Site.

The data obtained from the sampling of PCI monitoring wells MW-4 and MW-5, the Site monitoring well sampling, and review of the Limited Site Investigation Report for 7650 South 228th Street have provided sufficient information to estimate the downgradient extent of the contaminant plume in shallow groundwater and thus, sufficiently delineates the plume for the purpose of remedial selection. ENVISION considered that without such delineation and WA DOE concurrence, conducting remedial selection and a feasibility study was premature, as the extent of groundwater impact is critical in determining the remediation needed to protect receptors and to control contaminant migration.

The sources of the soil, groundwater, and SSSG contamination have been identified. The areas exhibiting elevated contaminant concentrations have been defined, along with the extent of the contamination in the impacted media. With the ability to estimate the extent of the shallow groundwater plume based on downgradient groundwater data, remedy selection is possible.

8.1 Constituents of Concern

The constituents of concern are VOCs (primarily chlorinated VOCs) and TPH. Table 1 lists the specific compounds from these groups that have been identified in soil, groundwater, and soil gas at the Site.

8.2 Soil

The areas of soil that exhibit impact and require further action are all located below impervious cover as follows:

- Immediately beneath the floor to the water table and smear zone in the central part of the Manufacturing Building (former Front End). The contaminants of concern in this area are VOCs (primarily chlorinated VOCs) and TPH.
- Immediately beneath the floor in the northern part of the Manufacturing Building (baler



and current Front End). Impact at the water table in this area is not present. The primary contaminants of concern in this area are VOCs and TPH. Concentrations of chlorinated VOCs are lower in this area.

- Shallow soil in the area of the cuppers extending northwards to the current Front End. This impact is very limited in depth and is located within approximately 2 feet of the base of the building floor. The primary contaminant of concern is TPH in this area.

The approximate extents of these areas are identified on Figure 6.

The primary drivers for addressing soil impact are the impact to groundwater and soil gas. The former Front End is the most significant area of impacted soil.

8.3 Groundwater

The area of shallow groundwater that exhibits impact and may require further action is located beneath the Manufacturing Building extending west to 2nd Avenue North. The approximate extent of this area is identified on Figure 6. Deep groundwater does not exhibit impact.

As discussed in Section 7, the groundwater impact from the Site apparently extends less than 200 feet from the property line to the northwest and west. This area is located almost entirely beneath paved roads and parking lots.

8.4 Soil Gas

The area of soil gas that exhibits impact is located beneath the northern and central part of the Manufacturing Building. The approximate extent of this area is identified on Figure 6.

8.5 Follow-Up Activities

Based on the findings of the overall investigation, soil, groundwater, and possibly soil gas remediation will be required to address the ongoing impact to groundwater and soil gas. As the Site is in active use as an industrial facility, potential remedial alternatives are limited.

ENVISION proposes to perform a Feasibility Study to evaluate potential remedial technologies to address the soil, soil gas and groundwater contamination that have been identified and characterized at the Site. It is anticipated that these will include (but will not be limited to) the use of institutional and engineering controls. Remediation Levels and points of compliance will be developed for each environmental medium.

The overall objectives of the remediation are:

- Limit the transfer of contaminant mass from soil to groundwater and soil gas to control contaminant migration and prevent potential exposure via these pathways.
- Maintain existing impervious cover to prevent direct contact as well as to aid in control of infiltrating precipitation through remaining impacted soil.



- Establish and maintain institutional controls to eliminate the use of the property by sensitive populations.

Appendix 20 contains a Request for Opinion Form to obtain a formal WA DOE opinion on this report.



9.0 REFERENCES

Earth Tech, Limited Phase II Environmental Site Assessment, REXAM Aluminum Can Manufacturing Facility, 1220 North 2nd Street, Kent, King County, Washington, November 2001.

Eckland Consultants, Inc., Phase I Environmental Assessment for Sun Life of Canada (US), American National Can Manufacturing Facility, 1220 North 2nd Street, Kent, King County, Washington, Comm. No. 2000-02734-0019, February 22, 2000.

ENVISION ENVIRONMENTAL, INC., Voluntary Cleanup Program Application and Proposed Site Investigation Workplan, April 2003.

ENVISION ENVIRONMENTAL, INC., Environmental Assessment Report, June 2007.

ENVISION ENVIRONMENTAL, INC., Environmental Assessment Report, Railroad Siding Excavation and Interior Subfloor Area Investigation, May 2009.

ENVISION ENVIRONMENTAL, INC., Environmental Assessment Report – Groundwater Sampling and Interior Subsurface Investigation, July 2010.

ENVISION ENVIRONMENTAL, INC., Status Report – REXAM Beverage Can Company, June 2011.

ENVISION ENVIRONMENTAL, INC., Spill Incident No. 11-4213 – REXAM Beverage Can Company, February 12, 2012.

ENVISION ENVIRONMENTAL, INC., Status Report – REXAM Beverage Can Company, March 2013.

ENVISION ENVIRONMENTAL, INC.; Status Report – REXAM Beverage Can Company, August 2014.

ENVISION ENVIRONMENTAL, INC., Interim Remedial Investigation Report – REXAM Beverage Can Company, August 2015.

ENVISION ENVIRONMENTAL, INC., Indoor Air Sampling Workplan – REXAM Beverage Can Company, November 2016.

ENVISION ENVIRONMENTAL, INC., Progress Report – Ball Corp (Former Rexam Beverage Can Company), July 10, 2018.

Farallon Consulting, LLC; Limited Subsurface Investigation, 7650 South 228th Street, Kent, Washington, August 30, 2018.



ENVISION ENVIRONMENTAL, INC., Remedial Investigation Report – Indoor Air Sampling – Rexam Beverage Can Company / Ball Corporation, June 2019.

King County Geographic Information System Center, iMAP Application, accessed December 2021 – March, 2022.

PRK Environmental Consulting Services, Phase II Environmental Site Assessment, REXAM Manufacturing Facility, Kent, Washington, May 18, 2001.

United States Geological Service: 7.5-Minute Topographic Map of the Renton, WA Quadrangle, 1994.

Washington Department of Ecology, Toxics Cleanup Program, Revised October 2009; Guidance for Evaluating Soil Vapor Intrusion in Washington State: Investigation and Remedial Action, Review Draft, Publication 09-09-047.

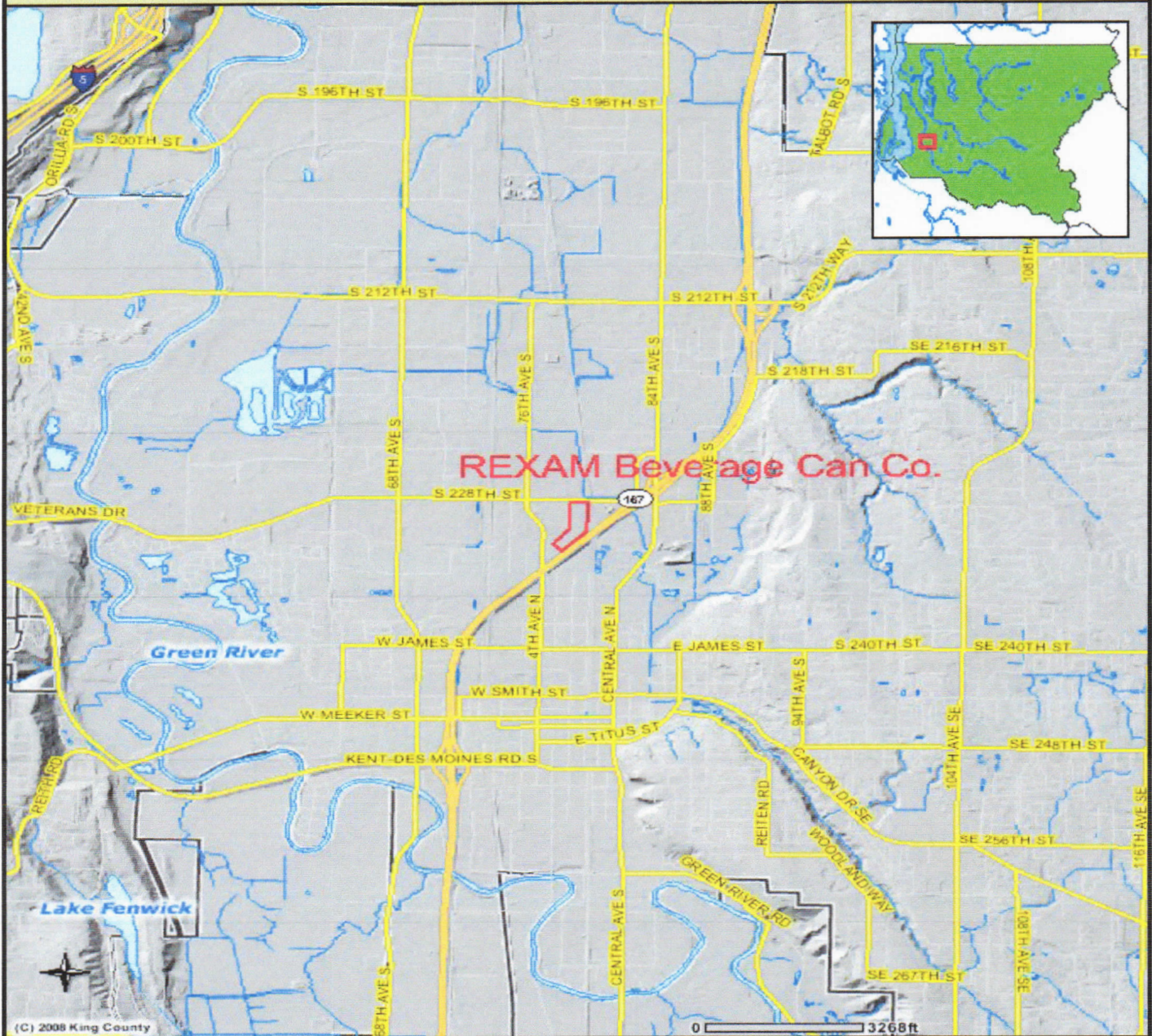
Washington Department of Ecology, Model Toxics Control Act, Regulation and Statute; Publication 94-06, Revised 2013.

Washington Department of Ecology, Toxics Cleanup Program, CUL and Risk Calculation Web Site and Master Table, updated July 2021.



FIGURES

Property Location Map



(C) 2008 King County

0 3268ft


Legend

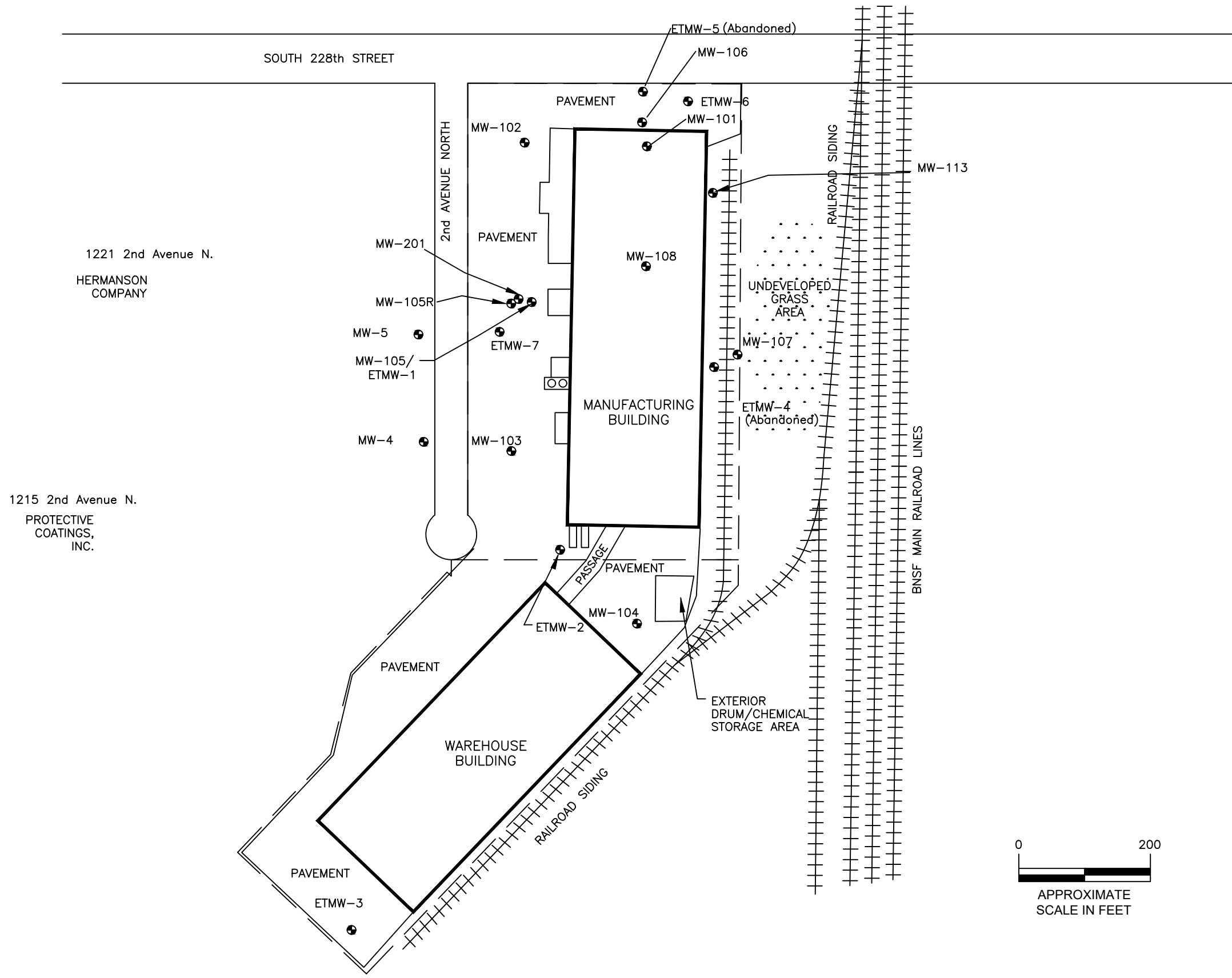
- | | |
|--|------------------------------|
| County Boundary | Local |
| Highways | Groundwater Management Areas |
| King County Water Resource Inventory Areas | Lakes and Large Rivers |
| Streets | Streams |
| Highway | Incorporated Area |
| Arterials | Shaded Relief |
| (cont) | |

FIGURE 1

COMMENTS: Source: iMAP, retrieved 1/25/15

The information included on this map has been compiled by King County staff from a variety of sources and is subject to change without notice. King County makes no representations or warranties, express or implied, as to accuracy, completeness, timeliness, or rights to the use of such information. This document is not intended for use as a survey product. King County shall not be liable for any general, special, indirect, incidental, or consequential damages including, but not limited to, lost revenues or lost profits resulting from the use or misuse of the information contained on this map. Any sale of this map or information on this map is prohibited except by written permission of King County.





NOTES:

Monitoring wells ETMW-1, ETMW-4, and ETMW-5 abandoned
 Monitoring wells ETMW-6 and MW-105 could not be located after construction
 MW-105R is replacement for MW-105

LEGEND:

- = APPROXIMATE PROPERTY LINE
- ⊕ = GROUNDWATER MONITORING WELL
- MW = MONITORING WELL INSTALLED BY ENVISION
- ETMW = MONITORING WELL INSTALLED BY EARTHTECH

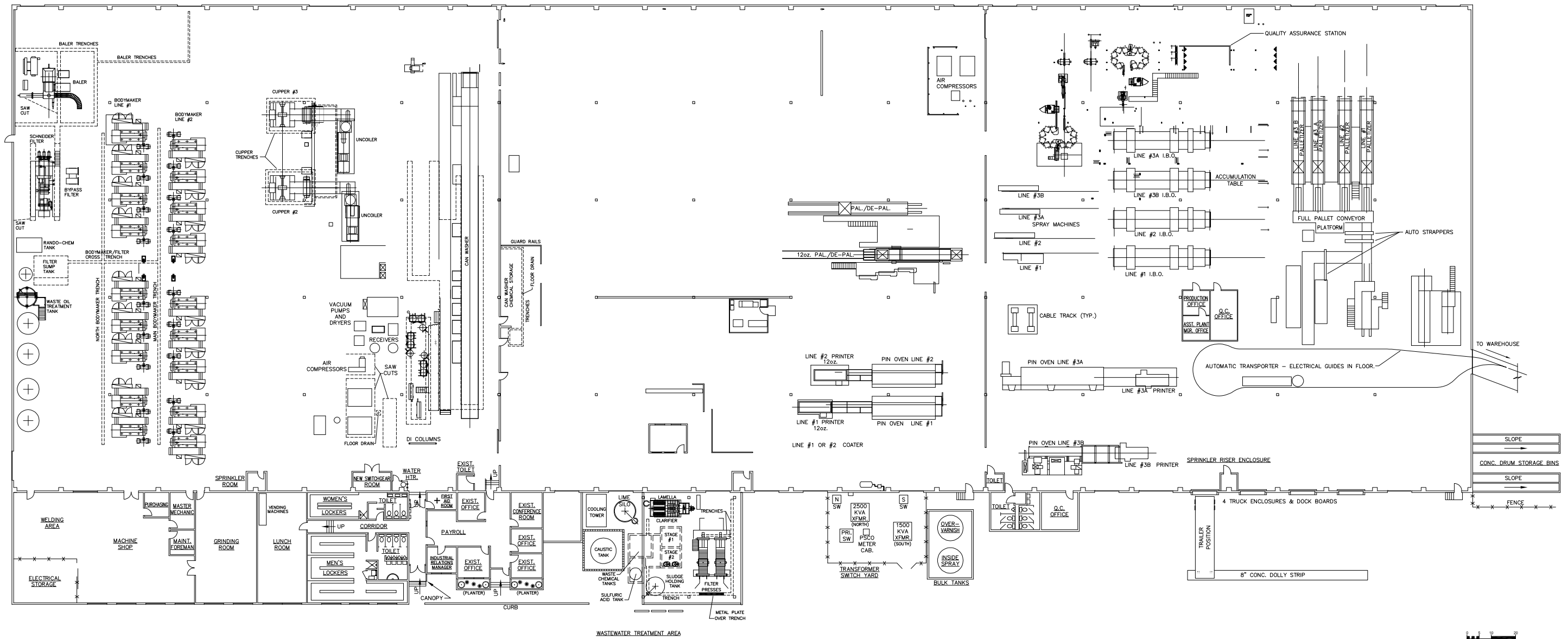
Envision Environmental, Inc.
 11 Sleepy Hollow Court, Allentown, NJ 08501
 Phone: 609-208-1885 Fax: 609-208-1889

**REXAM BEVERAGE CAN COMPANY
 BALL CORP**
 1220 2nd AVENUE NORTH
 KENT, WASHINGTON 98032

SITE PLAN SHOWING
 MONITORING WELL LOCATIONS

Revisions:

Project No. 302.REX
Date: 03/11/22
Scale: As Shown
Drawing No. FIGURE 2

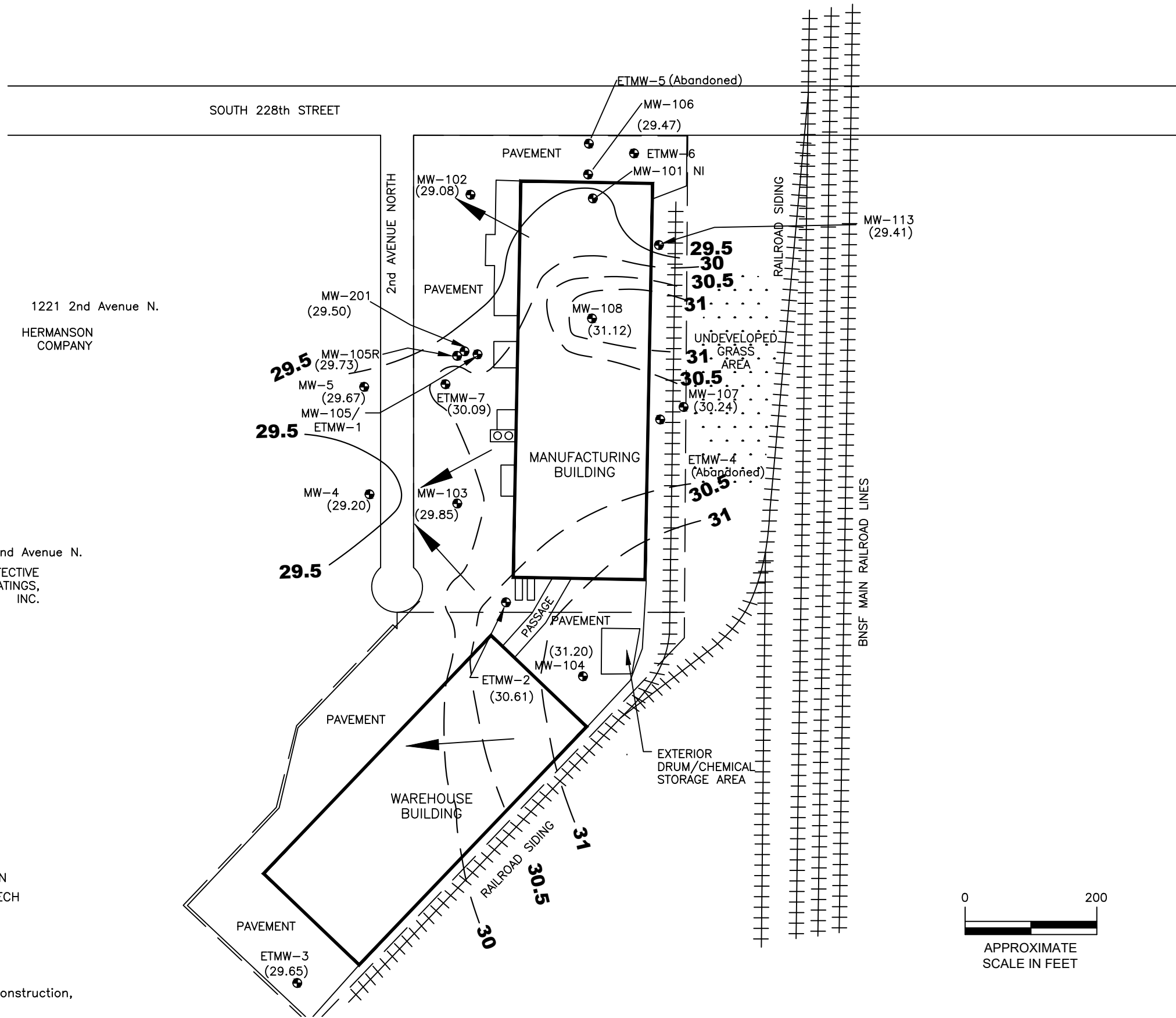


**REXAM BEVERAGE CAN COMPANY
 BALL CORP**
 1220 2nd AVENUE NORTH
 KENT, WASHINGTON 98032

**MANUFACTURING BUILDING INTERIOR
 EQUIPMENT LAYOUT**

Revisions:	Project No.
	302.REX
	Date: 03/13/22
	Scale: As Shown
	Drawing No.

FIGURE 3



LEGEND:

— = APPROXIMATE PROPERTY LINE

⊕ = GROUNDWATER MONITORING WELL

MW = MONITORING WELL INSTALLED BY ENVISION

ETMW = MONITORING WELL INSTALLED BY EARTHTECH

— = GROUNDWATER ELEVATION CONTOUR

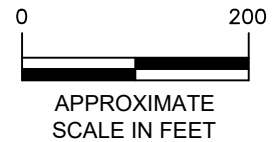
→ = GROUNDWATER FLOW DIRECTION

Monitoring well ETMW-1 abandoned

Monitoring well MW-105 covered by new construction, replaced by MW-105R

MW-201 not included in contour map

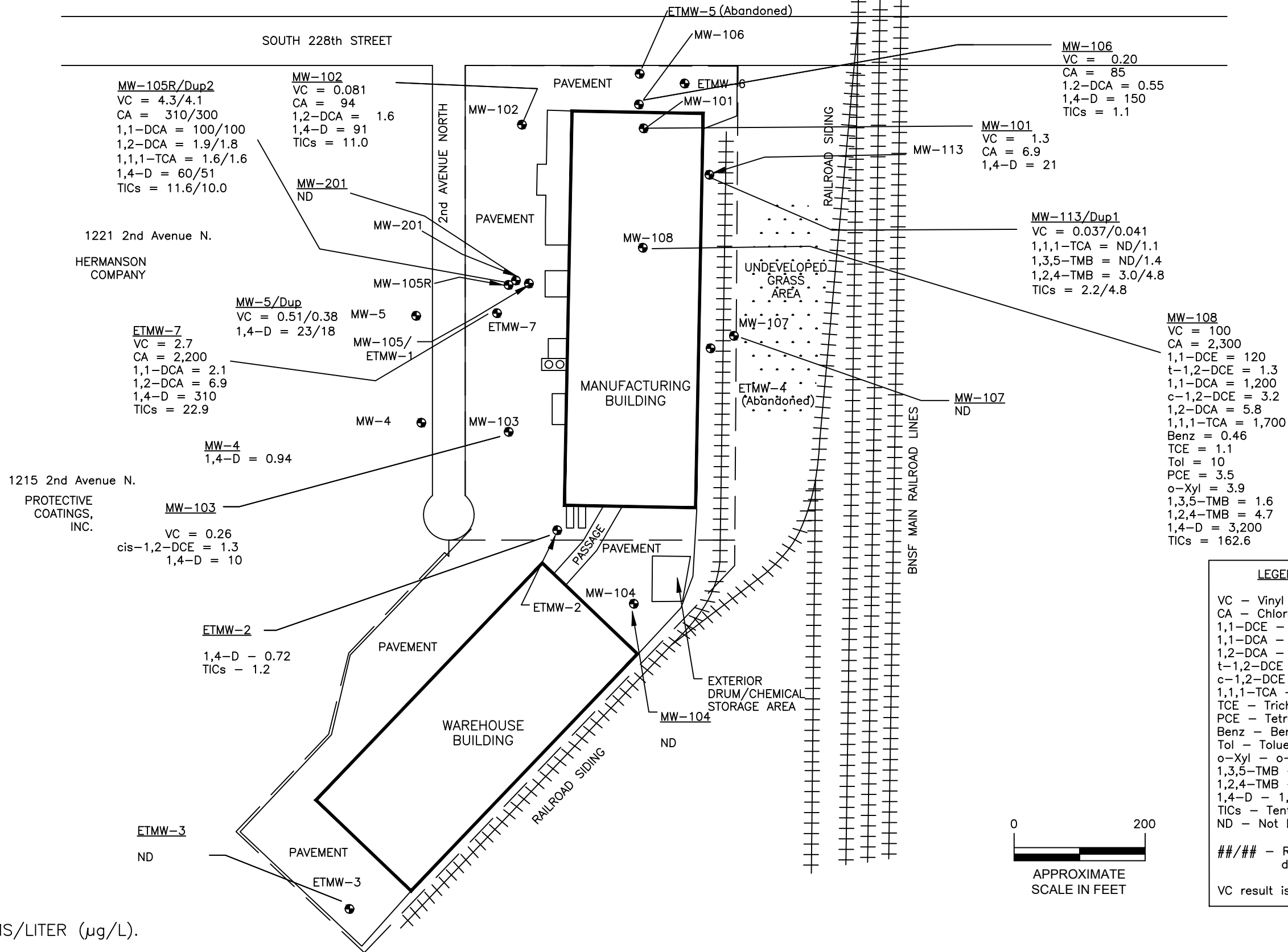
NI = Well contained free product, not included in contour map



Envision Environmental, Inc.
 11 Sleepy Hollow Court, Allentown, NJ 08501
 Phone: 609-208-1885 Fax: 609-208-1889

**REXAM BEVERAGE CAN COMPANY
 BALL CORP**
 1220 2nd AVENUE NORTH
 KENT, WASHINGTON 98032
 GROUNDWATER CONTOUR MAP
 SEPTEMBER 2021

Revisions:	Project No.
	302.REX
	Date: 03/11/22
	Scale: As Shown
	Drawing No.
	FIGURE 4



LEGEND:

- VC - Vinyl Chloride
- CA - Chloroethane
- 1,1-DCE - 1,1-Dichloroethene
- 1,1-DCA - 1,1-Dichloroethane
- 1,2-DCA - 1,2-Dichloroethane
- t-1,2-DCE - trans-1,2-Dichloroethene
- c-1,2-DCE - cis-1,2-Dichloroethene
- 1,1,1-TCA - 1,1,1-Trichloroethane
- TCE - Trichloroethene
- PCE - Tetrachloroethene
- Benz - Benzene
- Tol - Toluene
- o-Xyl - o-Xylene
- 1,3,5-TMB - 1,3,5-Trimethylbenzene
- 1,2,4-TMB - 1,2,4-Trimethylbenzene
- 1,4-D - 1,4-Dioxane
- TICs - Tentatively Identified Compounds
- ND - Not Detected

##/## - Results of sample and duplicate

VC result is from preserved sample

NOTES:

- CONCENTRATIONS IN MICROGRAMS/LITER ($\mu\text{g/L}$).

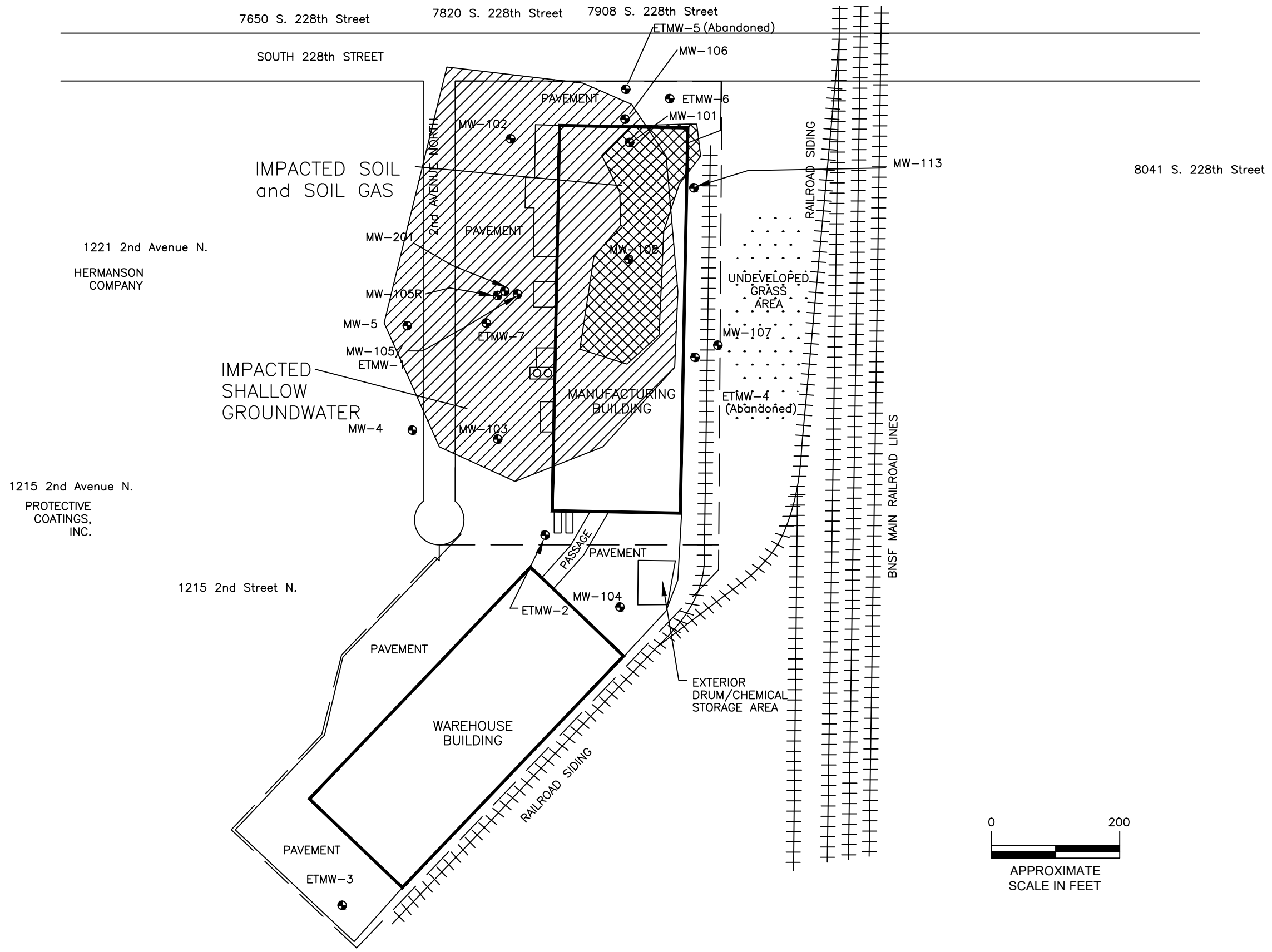
LEGEND:

- = APPROXIMATE PROPERTY LINE
- ⊕ = GROUNDWATER MONITORING WELL
- MW = MONITORING WELL INSTALLED BY ENVISION
- ETMW = MONITORING WELL INSTALLED BY EARTHTECH

Envision Environmental, Inc.
 11 Sleepy Hollow Court, Allentown, NJ 08501
 Phone: 609-208-1885 Fax: 609-208-1889

**REXAM BEVERAGE CAN COMPANY
 BALL CORP**
 1220 2nd AVENUE NORTH
 KENT, WASHINGTON 98032
 VOC CONCENTRATIONS IN GROUNDWATER
 SEPTEMBER 2021

Revisions:	Project No.
	302.REX
	Date: 03/11/22
	Scale: As Shown
	Drawing No.
	FIGURE 5



NOTES:

Monitoring wells ETMW-1, ETMW-4, and ETMW-5 abandoned
 Monitoring wells ETMW-6 and MW-105 could not be located after construction
 MW-105R is replacement for MW-105

LEGEND:

- = APPROXIMATE PROPERTY LINE
- ⊕ = GROUNDWATER MONITORING WELL
- MW = MONITORING WELL INSTALLED BY ENVISION
- ETMW = MONITORING WELL INSTALLED BY EARTHTECH

Envision Environmental, Inc.
 11 Sleepy Hollow Court, Allentown, NJ 08501
 Phone: 609-208-1885 Fax: 609-208-1889

**REXAM BEVERAGE CAN COMPANY
 BALL CORP**
 1220 2nd AVENUE NORTH
 KENT, WASHINGTON 98032
 SITE PLAN SHOWING
 IMPACTED ENVIRONMENTAL MEDIA

Revisions:

Project No. 302.REX
Date: 03/11/22
Scale: As Shown
Drawing No. FIGURE 6



TABLES

Table 1
Analytes Detected by Environmental Matrix
REXAM Beverage Can Company/Ball Corporation
Kent, WA

Analyte	Environmental Matrix								
	Soil		Groundwater			Subslab Soil Gas		Indoor Air	
Volatile Organic Compounds	Number of Detections	Maximum Concentration (mg/kg)	Maximum Concentration Detected (µg/l)	Date Maximum Concentration Detected	Most Recent Detection (µg/l)	Number of Detections	Maximum Concentration Detected (µg/m ³)	Number of Detections	Maximum Concentration Detected (µg/m ³)
1,1,1-Trichloroethane	43	4,900	32,000	Sep-2001	1,700	18	6,400,000	6	63
1,1,2-Trichloroethane	13	0.66	15	May-2014	ND	3	2,200	0	0
1,1-Dichloroethane	53	260	63,000	Sep-2001	1,200	42	1,400,000	5	10
1,1-Dichloroethene	32	37	2,550	Sep-2001	120	37	370,000	3	5.8
Hexane*	2	0.033	7.3	Feb-2018	ND	NA	NA	NA	NA
1,1-Dichloropropene*	1	0.0041	ND	-	-	0	0	NA	NA
1,2,4-Trimethylbenzene	49	36	91	Sep-2001	4.7	1	140	0	0
1,2-Dichlorobenzene	1	0.062	ND	-	-	0	0	NA	NA
1,2-Dichloroethane (EDC)	18	0.53	120	Sep-2001	6.9	3	2,400	9	0.16
1,2-Dichloropropane *	2	0.001	ND	-	-	0	0	NA	NA
1,3,5-Trimethylbenzene	30	22	19	Sep-2001	1.6	1	110	0	0
2,2-Dichloropropane *	1	0.0023	ND	-	-	0	0	NA	NA
2-Butanone (methyl ethyl ketone / MEK)	29	3.4	9.1	Jun-2010	ND	NA	NA	NA	NA
Acetone	32	9	17	Jun-2005	ND	NA	NA	NA	NA
Benzene	7	0.046	4	Sep-2001	0.46	15	540	9	44
Carbon tetrachloride	0	ND	ND	-	-	3	1,300,000	6	0.74
Chloroethane (ethyl chloride)	33	36	12,000	Sep-2001	2,300	16	210,000	0	0
Bromomethane	0	ND	0.6	Jun-2010	ND	0	ND	NA	NA
Chloroform	4	0.22	0.44	Jun-2010	ND	2	4,500	9	0.35
Chloromethane	0	ND	0.22	Jun-2010	ND	11	30,000	0	0
cis-1,2-Dichloroethene	15	0.38	110	May-2001	3.2	19	5,500	0	0
Ethylbenzene	17	0.67	3.4	Sep-2001	ND	5	760	NA	NA
Isopropylbenzene (cumene)	21	3.3	82	May-2001	ND	0	0	NA	NA
p-Isopropyltoluene	27	1.3	0.22	May-2001	ND	0	0	NA	NA
Methyl tert-butyl ether (MTBE)	0	ND	ND	-	-	3	200	NA	NA

Table 1
Analytes Detected by Environmental Matrix
REXAM Beverage Can Company/Ball Corporation
Kent, WA

Environmental Matrix									
Analyte	Soil		Groundwater			Subslab Soil Gas		Indoor Air	
Volatile Organic Compounds	Number of Detections	Maximum Concentration (mg/kg)	Maximum Concentration Detected (µg/l)	Date Maximum Concentration Detected	Most Recent Detection (µg/l)	Number of Detections	Maximum Concentration Detected (µg/m ³)	Number of Detections	Maximum Concentration Detected (µg/m ³)
Methylene chloride (Dichloromethane)	11	10	120	Sep-2001	ND	0	0	NA	NA
Methyl isobutyl ketone (MIBK)	14	1	13	Jun-2005	ND	NA	NA	NA	NA
Naphthalene	21	1.5	15	May-2014	ND	0	0	NA	NA
n-Butylbenzene	11	0.83	0.17	Jun-2010	ND	0	0	NA	NA
n-Propylbenzene	25	9.5	7	Jun-2005	ND	0	0	NA	NA
m&p xylenes	31	2.3	**	Sep-2001	ND	**	**	3	13
o-xylenes	36	5.2	**	Sep-2001	3.9	**	**	3	3.8
Total xylenes	NR	NR	9.2	Sep-2001	NR	22	4,300	NR	NR
sec-Butylbenzene	9	0.37	15	May-2014	ND	0	0	NA	NA
Styrene *	2	0.0039	0.42	Jun-2010	ND	0	0	NA	NA
Tetrachloroethene	35	36	60	Sep-2001	3.5	17	7,300	0	0
Toluene	40	30	150	Sep-2001	10	20	2,000	5	8.1
trans-1,2-Dichloroethene	5	0.15	11	May-2001	1.3	5	1,000	NA	NA
Trichloroethene	31	8.7	110	Sep-2001	1.1	13	6,300	0	0
Vinyl chloride	17	0.78	1,900	Sep-2001	100	27	17,000	0	0
1,4-dioxane	4	1.5	3,200	Sep-2021	3,200	NA	NA	NA	NA
Total Petroleum Hydrocarbons		mg/kg			mg/l				
TPH - Gasoline Range	55	62	3	Mar-2005	0.99	NA	NA	NA	NA
TPH - #2 Diesel	59	99,000	4	May-2001	3.4	NA	NA	NA	NA
TPH - Motor Oil	53	13,000	4	May-2001	19	NA	NA	NA	NA

* - Single detection or sporadic detections at low-level or trace concentration in soil, eliminated as a contaminant of concern.

** = Analyzed and reported as total xylenes

ND = Not detected

NA = Not analyzed

NR = Not reported

Table 2
Groundwater Method C Cleanup Levels
REXAM Beverage Can Company/Ball Corporation
Kent, WA

Analyte	Groundwater Method C Noncancer Value From CLARC July 2021 (µg/l)	Groundwater Method C Cancer Value From CLARC July 2021 (µg/l)	USEPA MCLG (µg/l)	USEPA MCL (µg/l)	WADOE MCL (µg/l)	Minimum Detection Level (MDL) (mg/kg)	Groundwater Method C Cleanup Level (µg/l)	NAPL Limitation - Solubility Limit From CLARC July 2021 (mg/l)	Basis of Standard Value
1,1,1-Trichloroethane	35,000	NC	200	200	200	1	200	1,290	MCL
1,1,2-Trichloroethane	70	7.7	3.0	5.0	5.0	0.5	3.0	4,590	MCLG
1,1-Dichloroethane	3,500	77	NS	NS	NS	1	77	5,040	Method C carcinogen
1,1-Dichloroethene	880	NC	7.0	7.0	7.0	1	7.0	2,420	MCL
1,2,4-Trimethylbenzene	180	NC	NS	NS	NS	1	180	57.0	Method C NC
1,2-Dichlorobenzene	1,600	NC	600	600	600	1	600	156	MCL
1,2-Dichloroethane (EDC)	110	4.8	0	5.0	5.0	0.2	4.8	8,600	Method C carcinogen
1,3,5-Trimethylbenzene	180	NC	NS	NS	NS	1	180	48.2	Method C NC
1,4-Dioxane	530	4.4	NS	NS	NS	0.4	4.4	1,000,000	Method C carcinogen
2-Butanone (methyl ethyl ketone / MEK)	11,000	NC	NS	NS	NS	20	11,000	223,000	Method C NC
4-Methyl-2-pentanone (methyl isobutyl ketone / MIBK)	1,400	NC	NS	NS	NS	10	1,400	19,000	Method C NC
Acetone	16,000	NC	NS	NS	NS	50	16,000	1,000,000	Method C NC
Benzene	70	8.0	0	5	5	0.35	5.0	1,750	MCL
Carbon tetrachloride	70	6.3	0	5	5	0.5	5.0	793	MCL
Chloroethane	NS	NC	NS	NS	NS	1	830	NL	*
Chloroform	180	14	70	80	80	1	14	7,950	Method C carcinogen
cis-1,2-Dichloroethene	35	NC	70	70	70	1	35	6,410	Method C NC
Ethylbenzene	1,800	NC	700	700	700	1	700	169	MCL
Isopropylbenzene (Cumene)	1,800	NC	NS	NS	NS	1	1,800	61.3	Method C NC
Methyl tert-butyl ether (MTBE)	NS	240	NS	NS	NS	1	240	50,000	Method C carcinogen
Methylene chloride	110	220	0	5.0	5.0	5	5.0	13,000	MCL
m-Xylene & p-Xylene +	3,500	NC	10,000	10,000	10,000	2	3,500	161	Method C NC
Naphthalene	350	NC	NS	NS	NS	1	350	31	Method C NC
n-Butylbenzene	880	NC	NS	NS	NS	1	880	11.8	Method C NC
n-Propylbenzene	1,800	NC	NS	NS	NS	1	1,800	52.2	Method C NC

Table 2
Groundwater Method C Cleanup Levels
REXAM Beverage Can Company/Ball Corporation
Kent, WA

Analyte	Groundwater Method C Noncancer Value From CLARC July 2021 (µg/l)	Groundwater Method C Cancer Value From CLARC July 2021 (µg/l)	USEPA MCLG (µg/l)	USEPA MCL (µg/l)	WADOE MCL (µg/l)	Minimum Detection Level (MDL) (mg/kg)	Groundwater Method C Cleanup Level (µg/l)	NAPL Limitation - Solubility Limit From CLARC July 2021 (mg/l)	Basis of Standard Value
o-Xylene +	3,500	NC	10,000	10,000	10,000	1	3,500	178	Method C NC
sec-Butylbenzene	1,800	NC	NS	NS	NS	1	1,800	17.6	Method C NC
Styrene	3,500	NC	100	100	100	1	100	310	MCL
Tetrachloroethene	110	210	0	5.0	5.0	1	5.0	206	MCL
Toluene	1,400	NC	1,000	1,000	1,000	1	1,000	526	MCL
trans-1,2-Dichloroethene	350	NC	100	100	100	1	100	4,520	MCL
Trichloroethene	8.8	9.5	0	5.0	5.0	0.5	5.0	1,100	MCL
Vinyl chloride	53	0.29	0	2.0	2.0	0.02	0.29	8,800	Method C carcinogen

NS = No standard established for this health outcome
 USEPA = United States Environmental Protection Agency
 WADOE = Washington Department of Ecology
 WA ARAR = WA DOE Applicable or Relevant and Appropriate Requirement
 MCL = Maximum Contaminant Limit
 MCLG = Maximum Contaminant Limit Goal
 µg/l = Micrograms per liter
 mg/L = Milligrams per liter
 NC = noncarcinogen
 NAPL = Nonaqueous Phase Liquid
 CLARC = Cleanup Levels and Risk Calculation
 NL = No value listed
 + = Value for total xylenes

* No standard established and CLARC does not contain default inputs to calculate. Proposed value is current USEPA Regional Screening Level for Tap Water, Hazard Quotient of 0.1.

Table 3
Soil Method C and TPH Cleanup Levels
REXAM Beverage Can Company/Ball Corporation
Kent, WA

Analyte	Soil Method C Noncancer (mg/kg) From CLARC	Soil Method C Cancer (mg/kg) From CLARC	Minimum Detection Level (MDL) (mg/kg)	Cleanup Level (mg/kg) [Unsaturated soil]	Cleanup Level (mg/kg) [Saturated soil]	Basis of Unsaturated Cleanup Level	Basis of Saturated Cleanup Level
1,1,1-Trichloroethane	7,000,000	NS	0.05	TBC	TBC	Method C Groundwater Cleanup Level	
1,1,2-Trichloroethane	14,000	2,300	0.05	0.05	0.05	MDL	
1,1-Dichloroethane	700,000	23,000	0.05	TBC	0.05	Method C Groundwater Cleanup Level	MDL
1,1-Dichloroethene	180,000	NS	0.05	0.05	0.05	MDL	
1,2,4-Trimethylbenzene	35,000	NS	0.05	TBC	TBC	Method C Groundwater Cleanup Level	
1,2-Dichloroethane (EDC)	21,000	1,400	0.05	0.05	0.05	MDL	
1,3,5-Trimethylbenzene	35,000	NS	0.05	TBC	TBC	Method C Groundwater Cleanup Level	
1,4-dioxane **	110,000	1,300	0.05	0.05	0.05	MDL	
2-Butanone (methyl ethyl ketone / MEK)	2,100,000	NS	1	TBC	TBC	Method C Groundwater Cleanup Level	
4-Methyl-2-pentanone (methyl isobutyl ketone / MIBK)	280,000	NS	0.5	TBC	TBC	Method C Groundwater Cleanup Level	
Acetone	3,200,000	NS	5	TBC	TBC	Method C Groundwater Cleanup Level	
Benzene	14,000	2,400	0.03	0.03	0.03	MDL	
Chloroethane (ethyl chloride)	2,300	NS	0.5	4.8	0.5	No standard established and CLARC does not contain default inputs to calculate. Proposed value is current USEPA Regional Screening Level for Protection of Tap Water, Hazard Quotient of 0.1. DAF of 1 used for saturated soil. DAF of 20 used for unsaturated soil.	
Chloroform	35,000	4,200	0.05	TBC	0.05	Method C Groundwater Cleanup Level	MDL
cis-1,2-Dichloroethene	7,000	NS	0.05	TBC	0.05	Method C Groundwater Cleanup Level	MDL
Ethylbenzene	350,000	NS	0.05	TBC	TBC	Method C Groundwater Cleanup Level	
Isopropylbenzene (cumene)	350,000	NS	0.05	TBC	TBC	Method C Groundwater Cleanup Level	
Methylene chloride (Dichloromethane)	21,000	66,000	0.02	TBC	0.02	Method C Groundwater Cleanup Level	MDL
m-Xylene & p-Xylene *	700,000	NS	0.1	TBC	TBC	Method C Groundwater Cleanup Level	

Table 3
Soil Method C and TPH Cleanup Levels
REXAM Beverage Can Company/Ball Corporation
Kent, WA

Analyte	Soil Method C Noncancer (mg/kg) From CLARC	Soil Method C Cancer (mg/kg) From CLARC	Minimum Detection Level (MDL) (mg/kg)	Cleanup Level (mg/kg) [Unsaturated soil]	Cleanup Level (mg/kg) [Saturated soil]	Basis of Unsaturated Cleanup Level	Basis of Saturated Cleanup Level
Naphthalene	70,000	NS	0.05	TBC	TBC	Method C Groundwater Cleanup Level	
n-Butylbenzene	180,000	NS	0.05	TBC	TBC	Method C Groundwater Cleanup Level	
n-Propylbenzene	350,000	NS	0.05	TBC	TBC	Method C Groundwater Cleanup Level	
o-Xylene *	700,000	NS	0.05	TBC	TBC	Method C Groundwater Cleanup Level	
p-Isopropyltoluene	See Basis - No standard proposed		0.05	See Basis - No standard proposed		No standard established and CLARC does not contain default inputs to calculate, nor do USEPA Regional Screening Levels.	
sec-Butylbenzene	350,000	NS	0.05	TBC	TBC	Method C Groundwater Cleanup Level	
Tetrachloroethene	21,000	63,000	0.025	TBC	0.025	Method C Groundwater Cleanup Level	MDL
Toluene	280,000	NS	0.05	TBC	TBC	Method C Groundwater Cleanup Level	
trans-1,2-Dichloroethene	70,000	NS	0.05	TBC	0.05	Method C Groundwater Cleanup Level	MDL
Trichloroethene	1,800	2,900	0.02	TBC	0.02	Method C Groundwater Cleanup Level	MDL
Vinyl chloride	11,000	88	0.05	0.05	0.05	MDL	

Soil Method A Cleanup Levels for Total Petroleum Hydrocarbons - Industrial Properties (mg/kg)	
Total Petroleum Hydrocarbons, diesel range organics	2,000
Total Petroleum Hydrocarbons, heavy oils	2,000
Total Petroleum Hydrocarbons: gasoline range organics, benzene present	30
Total Petroleum Hydrocarbons: gasoline range organics, no detectable benzene	100

Table 3
Soil Method C and TPH Cleanup Levels
REXAM Beverage Can Company/Ball Corporation
Kent, WA

NS = No standard established for this health outcome

USEPA = United States Environmental Protection Agency

WADOE = Washington Department of Ecology

WA ARAR = WA DOE Applicable or Relevant and Appropriate Requirement

MCL = Maximum Contaminant Limit

MCLG = Maximum Contaminant Limit Goal

µg/l = Micrograms per liter

mg/l = Milligrams per liter

NC = noncarcinogen

NAPL = Nonaqueous Phase Liquid

CLARC = Cleanup Levels and Risk Calculation

DAF = Dilution Attenuation Factor

NL = No value listed

TBC = Value to be calculated using the WADOE Worksheet for Calculating Soil Cleanup Levels for Unrestricted & Industrial Land Use, pending receipt of WADOE approval of use of Method C Groundwater Cleanup Levels.

* = Value for total xylenes

** = Detected as a Tentatively Identified Compound

Table 4
Groundwater Elevation Data, September 15, 2021
Rexam Beverage Can Company/Ball Corporation
Kent, WA

Well Number	Top of Casing Elevation (feet AMSL)	Depth to LNAPL (feet below top of casing)	Depth to Water (feet below top of casing)	PID Reading (response units)	Well Screen Interval (feet below ground surface)	Groundwater Elevation (feet AMSL)
MW-101	41.39	11.40	11.50	0.0	7-17	Not Calculated
MW-102	37.23	Not Encountered	8.15	104.3	7-17	29.08
MW-103	36.62	Not Encountered	6.77	0.0	4-14	29.85
MW-104	38.82	Not Encountered	7.62	0.0	5-15	31.20
MW-105R	36.62	Not Encountered	6.89	0.0	5-15	29.73
MW-106	40.34	Not Encountered	10.87	0.6	7-17	29.47
MW-107	36.74	Not Encountered	6.50	2.6 ⁽¹⁾	4.6-14.6	30.24
MW-108	40.92	Not Encountered	9.80	380	6-16	31.12
MW-113	36.72	Not Encountered	7.31	2.3	4-14	29.41
MW-201	37.22	Not Encountered	7.72	0.0	58.5-63.5	29.50
ETMW-2	38.59	Not Encountered	7.98	0.0	5-15	30.61
ETMW-3	36.89	Not Encountered	7.24	0.0	5-15	29.65
ETMW-7	37.84	Not Encountered	7.75	45	5-15	30.09
Protective Coatings, Inc., 1215 2nd Avenue North						
MW-4	36.63	Not Encountered	7.43	20	5-15	29.20
MW-5	37.07	Not Encountered	7.40	0.4	5-15	29.67

Footnote:

AMSL = Above mean sea level.

PID = Photoionization Detector.

LNAPL = Light Non-Aqueous Phase Liquid.

(1) = Background PID reading of 2.8 Response Units.

Table 5
Horizontal Hydraulic Gradient Calculations
September 15, 2021
REXAM Beverage Can Company/Ball Corporation
Kent, WA

Well Pair	MW108	MW102	Groundwater Elevation Difference	Hydraulic Gradient
Groundwater Elevation (feet AMSL)	31.12	29.08	2.04	0.0078
Distance (feet)			263	
Well Pair	MW104	MW4	Groundwater Elevation Difference	Hydraulic Gradient
Groundwater Elevation (feet AMSL)	31.20	29.20	2.00	0.0047
Distance (feet)			425	

AMSL = Above mean sea level.

Table 6
Water Quality Parameters
September 2021
REXAM Beverage Can Company
Kent, WA

Monitoring Well ID	ETMW-2	ETMW-3	ETMW-7	MW-101	MW-102	MW-103	MW-104	MW-105R	MW-106	MW-107	MW-108
Date Sampled	9/16/2021	9/15/2021	9/16/2021	9/16/2021	9/16/2021	9/15/2021	9/15/2021	9/16/2021	9/16/2021	9/15/2021	9/16/2021
Well location	Site	Site	Site	Site	Site	Site	Site	Site	Site	Site	Site
Initial Readings											
Time	10:22	9:20	9:15 **	15:25	12:18	12:05	10:40	13:25	10:55	16:05	16:35
Conductivity (mS/cm)	0.339	0.59	0.65 **	NM	0.428	0.92	0.405	0.52	0.57	0.211	0.85
Dissolved Oxygen (mg/l)	1.46	1.10	0.48 **	NM	0.52	0.53	0.66	1.35	0.45	0.55	0.65
ORP (mV)	37.7	-66.3	-23.6 **	NM	48.2	-68.7	-51.9	53.8	15.6	22.2	94.8
pH (SU)	6.47	6.89	6.79 **	NM	6.26	6.66	6.54	6.57	6.47	6.72	6.18
Turbidity (NTU)	934	81.1	3.13 **	NM	35.0	85.0	8.81	70.2	5.19	24.6	71.1
Temperature (° C)	17.2	17.8	20.3 **	NM	21.0	22.6	18.3	21.1	19.8	18.1	22.5
Before Sampling											
Time	*	9:50	9:35	NM	12:48	12:30	11:25	13:50 ***	11:20	16:30	17:05
Conductivity (mS/cm)	*	0.58	0.65	NM	0.405	0.90	0.403	0.477 ***	0.53	0.201	0.83
Dissolved Oxygen (mg/l)	*	0.72	0.29	NM	0.22	0.30	0.40	0.87 ***	0.27	0.21	0.32
ORP (mV)	*	-96.6	-71.4	NM	-31.8	-108.4	-95.4	17.6 ***	-38.7	-24.9	-35.8
pH (SU)	*	6.64	6.75	NM	6.62	6.78	6.71	6.43 ***	6.56	6.65	6.44
Turbidity (NTU)	*	3.39	1.31	NM	3.70	19.5	3.41	89.6 ***	6.16	5.23	7.20
Temperature (° C)	*	17.6	20.4	NM	22.3	21.2	19.9	21.1 ***	19.0	17.7	21.9
Sampling Time	12:00	9:51	9:37	16:05	12:50	12:32	11:25	14:40	11:21	16:32	17:10
Purge Rate (ml/minute)	<200	350	325	350	475	350	375	300	375	500	150
Volume Purged (gallons)	<1	3	3	3	4	2.5	4.5	2	2.5	3.5	1

Legend:

- ml = milliliters
- mg/l = milligrams per liter
- ORP = Oxidation Reduction Potential
- mV = millivolts
- mS/cm = millisiemens per centimeter
- °C = Degrees Celsius
- SU = Standard Units
- NTU = Nephelometric Turbidity Units
- * = Well dried at purge rates <200 ml/minute. Sampled after recharge.
- ** = Purging started 0900, meter failed and replaced.
- *** = Last reading before well dried.
- NM = Not measured due to free product.

Table 7
Groundwater Analytical Results
September 2021
REXAM Beverage Can Company/Ball Corporation
Kent, WA

Sample ID	Model Toxics Control Act - Groundwater Method C Cleanup Levels	ETMW-2	ETMW-3	ETMW-7	MW-101	MW-102	MW-103	MW-104	MW-105R	Dup2	MW-106	
Laboratory ID No.		109299-12	109299-02	109299-10	109299-15	109299-11	109299-03	109299-04	109299-13	109299-14	109299-16	
Date Sampled		9/16/2021	9/15/2021	9/16/2021	9/16/2021	9/16/2021	9/15/2021	9/15/2021	9/15/2021	9/16/2021	9/16/2021	9/16/2021
Well Location		Site	Site	Site	Site	Site	Site	Site	Site	Site	Site	Site
ANALYTICAL PARAMETERS												
Volatile Organic Compounds (µg/l)												
Dichlorodifluoromethane	3,500	<1	<1	<1	<1	<1	<1	<1	<1	<1	<1	
Chloromethane	NS	<10	<10	<10	<10	<10	<10	<10	<10	<10	<10	
Vinyl chloride	0.29	<0.02	<0.02	2.7	1.3	0.081	0.26	<0.02	4.3	4.1	0.20	
Bromomethane	25	<5	<5	<5	<5	<5	<5	<5	<5	<5	<5	
Chloroethane	830	<1	<1	2,000 ve/2,200	6.9	94	<1	<1	320 ve/ 310	330 ve/ 300	85	
Trichlorofluoromethane	5,300	<1	<1	<1	<1	<1	<1	<1	<1	<1	<1	
Acetone	16,000	<50	<50	<50	<50	<50	<50	<50	<50	<50	<50	
1,1-Dichloroethene	7.0	<1	<1	<1	<1	<1	<1	<1	<1	<1	<1	
Hexane	1,100	<5	<5	<5	<5	<5	<5	<5	<5	<5	<5	
Methylene Chloride	5.0	<5	<5	<5	<5	<5	<5	<5	<5	<5	<5	
Methyl tert-butyl ether (MTBE)	240	<1 ca jl	<1 ca jl	<1 ca jl	<1 ca jl	<1 ca jl	<1 ca jl	<1 ca jl	<1 ca jl	<1 ca jl	<1 ca jl	
trans-1,2-Dichloroethene	100	<1	<1	<1	<1	<1	<1	<1	<1	<1	<1	
1,1-Dichloroethane	77	<1	<1	2.1	<1	<1	<1	<1	100	100	<1	
2,2-Dichloropropane	NS	<1 ca jl	<1 ca jl	<1 ca jl	<1 ca jl	<1 ca jl	<1 ca jl	<1 ca jl	<1 ca jl	<1 ca jl	<1 ca jl	
cis-1,2-Dichloroethene	35	<1	<1	<1	<1	<1	1.3	<1	<1	<1	<1	
Chloroform	14	<1	<1	<1	<1	<1	<1	<1	<1	<1	<1	
2-Butanone (MEK)	11,000	<20	<20	<20	<20	<20	<20	<20	<20	<20	<20	
1,2-Dichloroethane (EDC)	4.8	<0.2	<0.2	6.9	<0.2	1.6	<0.2	<0.2	1.9	1.8	0.55	
1,1,1-Trichloroethane	200	<1	<1	<1	<1	<1	<1	<1	1.6	1.6	<1	
1,1-Dichloropropene	NS	<1	<1	<1	<1	<1	<1	<1	<1	<1	<1	
Carbon tetrachloride	5.0	<0.5	<0.5	<0.5	<0.5	<0.5	<0.5	<0.5	<0.5	<0.5	<0.5	
Benzene	5.0	<0.35	<0.35	<0.35	<0.35	<0.35	<0.35	<0.35	<0.35	<0.35	<0.35	
Trichloroethene	5.0	<0.5	<0.5	<0.5	<0.5	<0.5	<0.5	<0.5	<0.5	<0.5	<0.5	
1,2-Dichloropropane	5.0	<1	<1	<1	<1	<1	<1	<1	<1	<1	<1	
Bromodichloromethane	7.1	<0.5	<0.5	<0.5	<0.5	<0.5	<0.5	<0.5	<0.5	<0.5	<0.5	
Dibromomethane	180	<1	<1	<1	<1	<1	<1	<1	<1	<1	<1	
4-Methyl-2-pentanone (MIBK)	1,400	<10	<10	<10	<10	<10	<10	<10	<10	<10	<10	
cis-1,3-Dichloropropene	4.4 ^{TOT}	<0.4	<0.4	<0.4	<0.4	<0.4	<0.4	<0.4	<0.4	<0.4	<0.4	
Toluene	1,000	<1	<1	<1	<1	<1	<1	<1	<1	<1	<1	
trans-1,3-Dichloropropene	4.4 ^{TOT}	<0.4	<0.4 ca	<0.4 ca	<0.4 ca	<0.4 ca	<0.4 ca	<0.4 ca	<0.4 ca	<0.4 ca	<0.4 ca	
1,1,2-Trichloroethane	3.0	<0.5	<0.5	<0.5	<0.5	<0.5	<0.5	<0.5	<0.5	<0.5	<0.5	
2-Hexanone (MBK)	88	<10	<10	<10	<10	<10	<10	<10	<10	<10	<10	
1,3-Dichloropropane	350	<1	<1	<1	<1	<1	<1	<1	<1	<1	<1	
Tetrachloroethene	5.0	<1	<1	<1	<1	<1	<1	<1	<1	<1	<1	
Dibromochloromethane	5.2	<0.5	<0.5	<0.5	<0.5	<0.5	<0.5	<0.5	<0.5	<0.5	<0.5	
1,2-Dibromoethane (EDB)	0.05	<0.01 j	<0.01 j	<0.01 j	<0.01 j	<0.01 j	<0.01 j	<0.01 j	<0.01 j	<0.01 j	<0.01 j	
Chlorobenzene	100	<1	<1	<1	<1	<1	<1	<1	<1	<1	<1	
Ethylbenzene	700	<1	<1	<1	<1	<1	<1	<1	<1	<1	<1	
1,1,1,2-Tetrachloroethane	17	<1	<1	<1	<1	<1	<1	<1	<1	<1	<1	
m-Xylene & p-Xylene	3,500*	<2	<2	<2	<2	<2	<2	<2	<2	<2	<2	
o-Xylene	3,500*	<1	<1	<1	<1	<1	<1	<1	<1	<1	<1	
Styrene	100	<1	<1	<1	<1	<1	<1	<1	<1	<1	<1	

Table 7
Groundwater Analytical Results
September 2021
REXAM Beverage Can Company/Ball Corporation
Kent, WA

Sample ID	Model Toxics Control Act - Groundwater Method C Cleanup Levels	ETMW-2	ETMW-3	ETMW-7	MW-101	MW-102	MW-103	MW-104	MW-105R	Dup2	MW-106	
Laboratory ID No.		109299-12	109299-02	109299-10	109299-15	109299-11	109299-03	109299-04	109299-13	109299-14	109299-16	
Date Sampled		9/16/2021	9/15/2021	9/16/2021	9/16/2021	9/16/2021	9/15/2021	9/15/2021	9/15/2021	9/16/2021	9/16/2021	9/16/2021
Well Location		Site	Site	Site	Site	Site	Site	Site	Site	Site	Site	Site
ANALYTICAL PARAMETERS												
Isopropylbenzene (Cumene)	1,800	<1	<1	<1	<1	<1	<1	<1	<1	<1	<1	
Bromoform	55	<5	<5	<5	<5	<5	<5	<5	<5	<5	<5	
n-Propylbenzene	1,800	<1	<1	<1	<1	<1	<1	<1	<1	<1	<1	
Bromobenzene	140	<1	<1	<1	<1	<1	<1	<1	<1	<1	<1	
1,3,5-Trimethylbenzene	180	<1	<1	<1	<1	<1	<1	<1	<1	<1	<1	
1,1,2,2-Tetrachloroethane	2.2	<0.2	<0.2	<0.2	<0.2	<0.2	<0.2	<0.2	<0.2	<0.2	<0.2	
1,2,3-Trichloropropane	0.015	<0.072 j	<0.072 j	<0.072 j	<0.072 j	<0.072 j	<0.072 j	<0.072 j	<0.072 j	<0.072 j	<0.072 j	
2-Chlorotoluene	350	<1	<1	<1	<1	<1	<1	<1	<1	<1	<1	
4-Chlorotoluene	NS	<1	<1	<1	<1	<1	<1	<1	<1	<1	<1	
tert-Butylbenzene	1,800	<1	<1	<1	<1	<1	<1	<1	<1	<1	<1	
1,2,4-Trimethylbenzene	180	<1	<1	<1	<1	<1	<1	<1	<1	<1	<1	
sec-Butylbenzene	1,800	<1	<1	<1	<1	<1	<1	<1	<1	<1	<1	
p-Isopropyltoluene	NS	<1	<1	<1	<1	<1	<1	<1	<1	<1	<1	
1,3-Dichlorobenzene	NS	<1	<1	<1	<1	<1	<1	<1	<1	<1	<1	
1,4-Dichlorobenzene	75	<1	<1	<1	<1	<1	<1	<1	<1	<1	<1	
1,2-Dichlorobenzene	600	<1	<1	<1	<1	<1	<1	<1	<1	<1	<1	
1,2-Dibromo-3-Chloropropane	0.2	<0.14 j	<0.14 j	<0.14 j	<0.14 j	<0.14 j	<0.14 j	<0.14 j	<0.14 j	<0.14 j	<0.14 j	
1,2,4-Trichlorobenzene	15	<1	<1	<1	<1	<1	<1	<1	<1	<1	<1	
Hexachlorobutadiene	5.6	<0.5	<0.5	<0.5	<0.5	<0.5	<0.5	<0.5	<0.5	<0.5	<0.5	
Naphthalene	350	<1	<1	<1	<1	<1	<1	<1	<1	<1	<1	
1,2,3-Trichlorobenzene	14	<1	<1	<1	<1	<1	<1	<1	<1	<1	<1	
1,4-Dioxane	4.4	0.72	<0.4	310	21	91	10	<0.4	60	51	150	
Tentatively Identified Compounds (µg/l)												
Benzene, 1-ethyl-2-methyl	NS											
Benzene, 1-ethyl-3-methyl	NS										1.1	
Ethane, 1,2-dichloro-1,1,2-trifluoro	NS			10					2.7	2.6		
Butane, 1,3-dichloro-	NS			3.4		3.4			3.0	3.0		
Ethane, bromo	NS			2.8								
Ethane, (methylthio)	NS			2.7								
Ethane, 1,1'-thiobis	NS			2.7		7.6			4.3	4.4		
1,3-Dioxolane	NS			1.3								
Benzene, 4-ethyl-1,2-dimethyl-	NS	1.2										
1-Propene, 1,1,3-trichloro-2-methyl	NS								1.6			
Cyclopropane, 1,1-dimethyl	NS											
Benzene, 1,2,3-trimethyl	180											
Total Tentatively Identified Compounds	NS	1.2	0.0	22.9	0.0	11.0	0.0	0.0	11.6	10.0	1.1	

Table 7
Groundwater Analytical Results
September 2021
REXAM Beverage Can Company/Ball Corporation
Kent, WA

Sample ID	Model Toxics Control Act - Groundwater	ETMW-2	ETMW-3	ETMW-7	MW-101	MW-102	MW-103	MW-104	MW-105R	Dup2	MW-106
Laboratory ID No.		109299-12	109299-02	109299-10	109299-15	109299-11	109299-03	109299-04	109299-13	109299-14	109299-16
Date Sampled	Method C Cleanup Levels	9/16/2021	9/15/2021	9/16/2021	9/16/2021	9/16/2021	9/15/2021	9/15/2021	9/16/2021	9/16/2021	9/16/2021
Well Location		Site	Site	Site	Site	Site	Site	Site	Site	Site	Site
ANALYTICAL PARAMETERS											

Legend:

µg/l = micrograms per liter.

<0.00 = Not detected above Method Detection Limit.

NA = Not Analyzed

NS = No standard

Bolded values represent detections

Shaded cell denotes exceedance of Method C Cleanup Level

* = Total xylenes

ve = The analyte response exceeded the valid instrument calibration range. The value reported is an estimate.

ca = The calibration results for the analyte were outside of acceptance criteria. The value reported is an estimate.

j = The analyte concentration is reported below the lowest calibration standard. The value reported is an estimate.

jl = The laboratory control sample(s) percent recovery and/or RPD were out of control limits. The reported concentration should be considered an estimate.

js - The surrogate associated with the analyte is out of control limits. The reported concentration should be considered an estimate.

lc = The presence of the analyte is likely due to laboratory contamination.

##^{TOT} = Standard is for mixtures of cis- and trans- isomers.

NS = No default Method C established. Not a Site contaminant of concern.

Table 7
Groundwater Analytical Results
September 2021
REXAM Beverage Can Company/Ball Corporation
Kent, WA

Sample ID	Model Toxics Control Act - Groundwater	MW-107	MW-108	MW-113	Dup1	MW-201
Laboratory ID No.		109299-05	109299-18	109299-08	109299-06	109299-09
Date Sampled	Method C Cleanup Levels	9/15/2021	9/16/2021	9/15/2021	9/15/2021	9/16/2021
Well Location		Site	Site	Site	Site	Site
ANALYTICAL PARAMETERS						
Volatile Organic Compounds (µg/l)						
Dichlorodifluoromethane	3,500	<1	<1	<1	<1	<1
Chloromethane	NS	<10	<10	<10	<10	<10
Vinyl chloride	0.29	<0.02	160 ve / 100	0.037	0.041	<0.02
Bromomethane	25	<5	<5	<5	<5	<5
Chloroethane	830	<1	2,400 ve / 2,300	<1	<1	<1
Trichlorofluoromethane	5,300	<1	<1	<1	<1	<1
Acetone	16,000	<50	<50	<50	<50	<50
1,1-Dichloroethene	7.0	<1	370 ve / 120	<1	<1	<1
Hexane	1,100	<5	<5	<5	<5	<5
Methylene Chloride	5.0	<5	<5	<5	<5	<5
Methyl tert-butyl ether (MTBE)	240	<1 ca jl	<1 ca jl	<1 ca jl	<1 ca jl	<1 ca jl
trans-1,2-Dichloroethene	100	<1	1.3	<1	<1	<1
1,1-Dichloroethane	77	<1	1,200 ve / 1,200	<1	<1	<1
2,2-Dichloropropane	NS	<1 ca jl	<1 ca jl	<1 ca jl	<1 ca jl	<1 ca jl
cis-1,2-Dichloroethene	35	<1	3.2	<1	<1	<1
Chloroform	14	<1	<1	<1	<1	<1
2-Butanone (MEK)	11,000	<20	<20	<20	<20	<20
1,2-Dichloroethane (EDC)	4.8	<0.2	5.8	<0.2	<0.2	<0.2
1,1,1-Trichloroethane	200	<1	1,500 ve / 1,700	<1	1.1	<1
1,1-Dichloropropene	NS	<1	<1	<1	<1	<1
Carbon tetrachloride	5.0	<0.5	<0.5	<0.5	<0.5	<0.5
Benzene	5.0	<0.35	0.46	<0.35	<0.35	<0.35
Trichloroethene	5.0	<0.5	1.1	<0.5	<0.5	<0.5
1,2-Dichloropropane	5.0	<1	<1	<1	<1	<1
Bromodichloromethane	7.1	<0.5	<0.5	<0.5	<0.5	<0.5
Dibromomethane	180	<1	<1	<1	<1	<1
4-Methyl-2-pentanone (MIBK)	1,400	<10	<10	<10	<10	<10
cis-1,3-Dichloropropene	4.4 ^{TOT}	<0.4	<0.4	<0.4	<0.4	<0.4
Toluene	1,000	<1	10	<1	<1	<1
trans-1,3-Dichloropropene	4.4 ^{TOT}	<0.4 ca	<0.4 ca	<0.4 ca	<0.4 ca	<0.4 ca
1,1,2-Trichloroethane	3.0	<0.5	<0.5	<0.5	<0.5	<0.5
2-Hexanone (MBK)	88	<10	<10	<10	<10	<10
1,3-Dichloropropane	350	<1	<1	<1	<1	<1
Tetrachloroethene	5.0	<1	3.5	<1	<1	<1
Dibromochloromethane	5.2	<0.5	<0.5	<0.5	<0.5	<0.5
1,2-Dibromoethane (EDB)	0.05	<0.01	<0.01 j	<0.01 j	<0.01 j	<0.01 j
Chlorobenzene	100	<1	<1	<1	<1	<1
Ethylbenzene	700	<1	<1	<1	<1	<1
1,1,1,2-Tetrachloroethane	17	<1	<1	<1	<1	<1
m-Xylene & p-Xylene	3,500*	<2	<2	<2	<2	<2
o-Xylene	3,500*	<1	3.9	<1	<1	<1
Styrene	100	<1	<1	<1	<1	<1

Table 7
Groundwater Analytical Results
September 2021
REXAM Beverage Can Company/Ball Corporation
Kent, WA

Sample ID	Model Toxics Control Act - Groundwater	MW-107	MW-108	MW-113	Dup1	MW-201
Laboratory ID No.		109299-05	109299-18	109299-08	109299-06	109299-09
Date Sampled	Method C Cleanup Levels	9/15/2021	9/16/2021	9/15/2021	9/15/2021	9/16/2021
Well Location		Site	Site	Site	Site	Site
ANALYTICAL PARAMETERS						
Isopropylbenzene (Cumene)	1,800	<1	<1	<1	<1	<1
Bromoform	55	<5	<5	<5	<5	<5
n-Propylbenzene	1,800	<1	<1	<1	<1	<1
Bromobenzene	140	<1	<1	<1	<1	<1
1,3,5-Trimethylbenzene	180	<1	1.6	<1	1.4	<1
1,1,1,2-Tetrachloroethane	2.2	<0.2	<0.2	<0.2	<0.2	<0.2
1,2,3-Trichloropropane	0.015	<0.072	<0.072 j	<0.072 j	<0.072 j	<0.072 j
2-Chlorotoluene	350	<1	<1	<1	<1	<1
4-Chlorotoluene	NS	<1	<1	<1	<1	<1
tert-Butylbenzene	1,800	<1	<1	<1	<1	<1
1,2,4-Trimethylbenzene	180	<1	4.7	3.0	4.8	<1
sec-Butylbenzene	1,800	<1	<1	<1	<1	<1
p-Isopropyltoluene	NS	<1	<1	<1	<1	<1
1,3-Dichlorobenzene	NS	<1	<1	<1	<1	<1
1,4-Dichlorobenzene	75	<1	<1	<1	<1	<1
1,2-Dichlorobenzene	600	<1	<1	<1	<1	<1
1,2-Dibromo-3-Chloropropane	0.2	<0.14 j	<0.14 j	<0.14 j	<0.14 j	<0.14 j
1,2,4-Trichlorobenzene	15	<1	<1	<1	<1	<1
Hexachlorobutadiene	5.6	<0.5	<0.5	<0.5	<0.5	<0.5
Naphthalene	350	<1	<1	<1	<1	<1
1,2,3-Trichlorobenzene	14	<1	<1	<1	<1	<1
1,4-Dioxane	4.4	<0.4	3,200	<0.4	<0.4	<0.4
Tentatively Identified Compounds (µg/l)						
Benzene, 1-ethyl-2-methyl	NS		4.5		3.4	
Benzene, 1-ethyl-3-methyl	NS		3.1	2.2	1.4	
Ethane, 1,2-dichloro-1,1,2-trifluoro	NS		6.9			
Butane, 1,3-dichloro-	NS		94			
Ethane, bromo	NS					
Ethane, (methylthio)	NS		10			
Ethane, 1,1'-thiobis	NS					
1,3-Dioxolane	NS					
Benzene, 4-ethyl-1,2-dimethyl-	NS					
1-Propene, 1,1,3-trichloro-2-methyl	NS					
Cyclopropane, 1,1-dimethyl	NS		42			
Benzene, 1,2,3-trimethyl	180		2.1			
Total Tentatively Identified Compounds	NS	0.0	162.6	2.2	4.8	0.0

Table 7
Groundwater Analytical Results
September 2021
REXAM Beverage Can Company/Ball Corporation
Kent, WA

Sample ID	Model Toxics Control Act - Groundwater	MW-107	MW-108	MW-113	Dup1	MW-201
Laboratory ID No.			109299-05	109299-18	109299-08	109299-06
Date Sampled	Method C Cleanup Levels	9/15/2021	9/16/2021	9/15/2021	9/15/2021	9/16/2021
Well Location		Site	Site	Site	Site	Site
ANALYTICAL PARAMETERS						

Legend:

µg/l = micrograms per liter.
 <0.00 = Not detected above Method Detection Limit.
 NA = Not Analyzed
 NS = No standard
 Bolded values represent detections
 Shaded cell denotes exceedance of Method C Cleanup Level
 * = Total xylenes
 ve = The analyte response exceeded the valid instrument calibration range. The value reported is an estimate.
 ca = The calibration results for the analyte were outside of acceptance criteria. The value reported is an estimate.
 j = The analyte concentration is reported below the lowest calibration standard. The value reported is an estimate.
 jl = The laboratory control sample(s) percent recovery and/or RPD were out of control limits. The reported concentration should be considered an estimate.

 js - The surrogate associated with the analyte is out of control limits. The reported concentration should be considered an estimate.

 lc = The presence of the analyte is likely due to laboratory contamination.
 ##^{TOT} = Standard is for mixtures of cis- and trans- isomers.
 NS = No default Method C established. Not a Site contaminant of concern.

Table 7
Groundwater Analytical Results
September 2021
REXAM Beverage Can Company/Ball Corporation
Kent, WA

Sample ID	Model Toxics Control	MW4	MW5	Dup	FB	Trip Blank	FB-1
Laboratory ID No.	Act - Groundwater Method C Cleanup Levels	109300-03	109300-01	109300-02	109299-07	109299-01	109299-17
Date Sampled		9/15/2021	9/15/2021	9/15/2021	9/15/2021	9/15/2021	9/16/2021
Well Location		Protective Coatings, Inc., 1215 2nd Ave. N.				Quality Control Samples	
ANALYTICAL PARAMETERS							
Volatile Organic Compounds (µg/l)							
Dichlorodifluoromethane	3,500	<1	<1	<1	<1	<1	<1
Chloromethane	NS	<10	<10	<10	<10	<10	<10
Vinyl chloride	0.29	<0.02	0.51	0.38	<0.02	<0.02	<0.02
Bromomethane	25	<5	<5	<5	<5	<5	<5
Chloroethane	830	<1	<1	<1	<1	<1	<1
Trichlorofluoromethane	5,300	<1	<1	<1	<1	<1	<1
Acetone	16,000	<50	<50	<50	<50	<50	<50
1,1-Dichloroethene	7.0	<1	<1	<1	<1	<1	<1
Hexane	1,100	<5	<5	<5	<5	<5	<5
Methylene Chloride	5.0	<5	<5	<5	6.0 ca lc	<5	6.7 ca jl js lc
Methyl tert-butyl ether (MTBE)	240	<1	<1	<1	<1 ca jl	<1 ca jl	<1 ca jl
trans-1,2-Dichloroethene	100	<1	<1	<1	<1	<1	<1
1,1-Dichloroethane	77	<1	<1	<1	<1	<1	<1
2,2-Dichloropropane	NS	<1	<1	<1	<1 ca jl	<1 ca jl	<1 ca jl
cis-1,2-Dichloroethene	35	<1	<1	<1	<1	<1	<1
Chloroform	14	<1	<1	<1	<1	<1	<1
2-Butanone (MEK)	11,000	<20	<20	<20	<20	<20	<20
1,2-Dichloroethane (EDC)	4.8	<0.2	<0.2	<0.2	<0.2	<0.2	<0.2
1,1,1-Trichloroethane	200	<1	<1	<1	<1	<1	<1
1,1-Dichloropropene	NS	<1	<1	<1	<1	<1	<1
Carbon tetrachloride	5.0	<0.5	<0.5	<0.5	<0.5	<0.5	<0.5
Benzene	5.0	<0.35	<0.35	<0.35	<0.35	<0.35	<0.35
Trichloroethene	5.0	<0.5	<0.5	<0.5	<0.5	<0.5	<0.5
1,2-Dichloropropane	5.0	<1	<1	<1	<1	<1	<1
Bromodichloromethane	7.1	<0.5	<0.5	<0.5	<0.5	<0.5	<0.5
Dibromomethane	180	<1	<1	<1	<1	<1	<1
4-Methyl-2-pentanone (MIBK)	1,400	<10	<10	<10	<10	<10	<10
cis-1,3-Dichloropropene	4.4 ^{TOT}	<0.4	<0.4	<0.4	<0.4	<0.4	<0.4
Toluene	1,000	<1	<1	<1	<1	<1	<1
trans-1,3-Dichloropropene	4.4 ^{TOT}	<0.4	<0.4	<0.4	<0.4 ca	<0.4 ca	<0.4 ca
1,1,2-Trichloroethane	3.0	<0.5	<0.5	<0.5	<0.5	<0.5	<0.5
2-Hexanone (MBK)	88	<10	<10	<10	<10	<10	<10
1,3-Dichloropropane	350	<1	<1	<1	<1	<1	<1
Tetrachloroethene	5.0	<1	<1	<1	<1	<1	<1
Dibromochloromethane	5.2	<0.5	<0.5	<0.5	<0.5	<0.5	<0.5
1,2-Dibromoethane (EDB)	0.05	<0.013 j	<0.013 j	<0.013 j	<0.01 j	<0.01 j	<0.01 j
Chlorobenzene	100	<1	<1	<1	<1	<1	<1
Ethylbenzene	700	<1	<1	<1	<1	<1	<1
1,1,1,2-Tetrachloroethane	17	<1	<1	<1	<1	<1	<1
m-Xylene & p-Xylene	3,500*	<2	<2	<2	<2	<2	<2
o-Xylene	3,500*	<1	<1	<1	<1	<1	<1
Styrene	100	<1	<1	<1	<1	<1	<1

Table 7
Groundwater Analytical Results
September 2021
REXAM Beverage Can Company/Ball Corporation
Kent, WA

Sample ID	Model Toxics Control	MW4	MW5	Dup	FB	Trip Blank	FB-1
Laboratory ID No.	Act - Groundwater	109300-03	109300-01	109300-02	109299-07	109299-01	109299-17
Date Sampled	Method C Cleanup Levels	9/15/2021	9/15/2021	9/15/2021	9/15/2021	9/15/2021	9/16/2021
Well Location		Protective Coatings, Inc., 1215 2nd Ave. N.				Quality Control Samples	
ANALYTICAL PARAMETERS							
Isopropylbenzene (Cumene)	1,800	<1	<1	<1	<1	<1	<1
Bromoform	55	<5	<5	<5	<5	<5	<5
n-Propylbenzene	1,800	<1	<1	<1	<1	<1	<1
Bromobenzene	140	<1	<1	<1	<1	<1	<1
1,3,5-Trimethylbenzene	180	<1	<1	<1	<1	<1	<1
1,1,2,2-Tetrachloroethane	2.2	<0.2	<0.2	<0.2	<0.2	<0.2	<0.2
1,2,3-Trichloropropane	0.015	<0.065 j	<1	<0.065 j	<0.072 j	<0.072 j	<0.072 j
2-Chlorotoluene	350	<1	<1	<1	<1	<1	<1
4-Chlorotoluene	NS	<1	<1	<1	<1	<1	<1
tert-Butylbenzene	1,800	<1	<1	<1	<1	<1	<1
1,2,4-Trimethylbenzene	180	<1	<1	<1	<1	<1	<1
sec-Butylbenzene	1,800	<1	<1	<1	<1	<1	<1
p-Isopropyltoluene	NS	<1	<1	<1	<1	<1	<1
1,3-Dichlorobenzene	NS	<1	<1	<1	<1	<1	<1
1,4-Dichlorobenzene	75	<1	<1	<1	<1	<1	<1
1,2-Dichlorobenzene	600	<1	<1	<1	<1	<1	<1
1,2-Dibromo-3-Chloropropane	0.2	<1.3 j	<10	<1.3 j	<0.14 j	<0.14 j	<0.14 j
1,2,4-Trichlorobenzene	15	<1	<1	<1	<1	<1	<1
Hexachlorobutadiene	5.6	<0.5	<0.5	<0.5	<0.5	<0.5	<0.5
Naphthalene	350	<1	<1	<1	<1	<1	<1
1,2,3-Trichlorobenzene	14	<1	<1	<1	<1	<1	<1
1,4-Dioxane	4.4	0.94	23	18	<0.4	NA	<0.4
Tentatively Identified Compounds (µg/l)							
Benzene, 1-ethyl-2-methyl	NS						
Benzene, 1-ethyl-3-methyl	NS						
Ethane, 1,2-dichloro-1,1,2-trifluoro	NS						
Butane, 1,3-dichloro-	NS						
Ethane, bromo	NS						
Ethane, (methylthio)	NS						
Ethane, 1,1'-thiobis	NS						
1,3-Dioxolane	NS						
Benzene, 4-ethyl-1,2-dimethyl-	NS						
1-Propene, 1,1,3-trichloro-2-methyl	NS						
Cyclopropane, 1,1-dimethyl	NS						
Benzene, 1,2,3-trimethyl	180						
Total Tentatively Identified Compounds	NS	0.0	0.0	0.0	0.0	0.0	0.0

Table 7
Groundwater Analytical Results
September 2021
REXAM Beverage Can Company/Ball Corporation
Kent, WA

Sample ID	Model Toxics Control Act - Groundwater	MW4	MW5	Dup	FB	Trip Blank	FB-1
Laboratory ID No.		109300-03	109300-01	109300-02	109299-07	109299-01	109299-17
Date Sampled	Method C Cleanup Levels	9/15/2021	9/15/2021	9/15/2021	9/15/2021	9/15/2021	9/16/2021
Well Location		Protective Coatings, Inc., 1215 2nd Ave. N.			Quality Control Samples		
ANALYTICAL PARAMETERS							
Legend:							

µg/l = micrograms per liter.
 <0.00 = Not detected above Method Detection Limit.
 NA = Not Analyzed
 NS = No standard
 Bolded values represent detections
 Shaded cell denotes exceedance of Method C Cleanup Level
 * = Total xylenes
 ve = The analyte response exceeded the valid instrument calibration range. The value reported is an estimate.
 ca = The calibration results for the analyte were outside of acceptance criteria. The value reported is an estimate.
 j = The analyte concentration is reported below the lowest calibration standard. The value reported is an estimate.
 jl = The laboratory control sample(s) percent recovery and/or RPD were out of control limits. The reported concentration should be considered an estimate.

 js - The surrogate associated with the analyte is out of control limits. The reported concentration should be considered an estimate.

 lc = The presence of the analyte is likely due to laboratory contamination.
 ##^{TOT} = Standard is for mixtures of cis- and trans- isomers.
 NS = No default Method C established. Not a Site contaminant of concern.

Table 8
Contaminant Trends in Groundwater
REXAM Beverage Can Company/Ball Corporation
Kent, WA

Sample ID	Model Toxics Control Act - Groundwater Method C Cleanup Levels	ETMW-1	ETMW-2	ETMW-2	ETMW-2	ETMW-2	ETMW-2	ETMW-2	ETMW-2	ETMW-2	ETMW-2	ETMW-2
		June-10	March-05	June-10	April-11	July-11	November-11	April-12	May-14	February-15	February-18	September-21
Volatile Organic Compounds (µg/l)												
Vinyl chloride	0.29	990	ND	0.18	ND	ND	ND	ND	ND	ND	ND	ND
Chloromethane	NS	ND	ND	ND	ND	ND	ND	ND	ND	ND	ND	ND
Chloroethane	830	7,300	ND	ND	ND	ND	ND	ND	ND	ND	ND	ND
Bromomethane	180	ND	ND	ND	ND	ND	ND	ND	ND	ND	ND	ND
1,1-Dichloroethene	7.0	30	ND	0.36	ND	ND	ND	ND	ND	ND	ND	ND
Hexane	1,100	NA	NA	NA	NA	NA	NA	NA	NA	NA	ND	ND
Methylene Chloride	5.0	16	ND	ND	ND	ND	ND	ND	ND	ND	ND	ND
1,1-Dichloroethane	77	13,000	ND	0.21	ND	ND	ND	ND	ND	ND	ND	ND
cis-1,2-Dichloroethene	35	22	ND	ND	ND	ND	ND	ND	ND	ND	ND	ND
trans-1,2-Dichloroethene	100	4.0	ND	0.087	ND	ND	ND	ND	ND	ND	ND	ND
Chloroform	14	0.44	ND	ND	ND	ND	ND	ND	ND	ND	ND	ND
1,1,1-Trichloroethane	200	3,900	ND	ND	ND	ND	ND	ND	ND	ND	ND	ND
1,2-Dichloroethane (EDC)	4.8	19	ND	ND	ND	ND	ND	ND	ND	ND	ND	ND
Benzene	5.0	1.0	ND	0.15	ND	ND	ND	ND	ND	ND	ND	ND
Trichloroethene	5.0	2.4	ND	ND	ND	ND	ND	ND	ND	ND	ND	ND
Toluene	1,000	52	ND	0.12	ND	ND	ND	ND	ND	ND	ND	ND
1,1,2-Trichloroethane	3.0	0.98	ND	ND	ND	ND	ND	ND	ND	ND	ND	ND
Tetrachloroethene	5.0	12	ND	ND	ND	ND	ND	ND	ND	ND	ND	ND
Ethylbenzene	700	1.7	ND	1.1	ND	ND	ND	ND	ND	ND	ND	ND
m-Xylene & p-Xylene	3,500*	2.5	ND	ND	ND	ND	ND	ND	ND	ND	ND	ND
o-Xylene	3,500*	6.4	ND	ND	ND	ND	ND	ND	ND	ND	ND	ND
Styrene	100	ND	ND	0.42	ND	ND	ND	ND	ND	ND	ND	ND
Isopropylbenzene (Cumene)	1,800	1.1	ND	ND	6.8	6.5	5.1	1.4	ND	ND	ND	ND
N-Propylbenzene	1,800	1.7	ND	ND	ND	ND	ND	ND	ND	ND	ND	ND
1,3,5-Trimethylbenzene	180	1.6	ND	ND	ND	ND	ND	ND	ND	ND	ND	ND
1,2,4-Trimethylbenzene	180	5.4	ND	0.35	ND	ND	ND	ND	ND	ND	ND	ND
sec-Butylbenzene	1,800	0.12	ND	0.35	ND	ND	ND	ND	ND	ND	ND	ND
4-Isopropyltoluene	NS	0.091	ND	ND	ND	ND	ND	ND	ND	ND	ND	ND
N-Butylbenzene	880	0.17	ND	ND	ND	ND	NA	NA	NA	NA	NA	NA
Naphthalene	350	0.84	ND	ND	ND	ND	ND	ND	ND	ND	ND	ND
1,4-Dioxane	4.4	nd	-	61	-	-	-	-	-	1.5	2.1	0.72

Legend:

µg/l = micrograms per liter.

NS = Not sampled, well covered by construction.

ND = Not detected.

nd = Not detected in Tentatively Identified Compounds (TICs); this analyte was detected in TICs in other samples in this event.

- = Not detected in TICs in any sample in this round.

Shaded values exceed Model Toxics Control Act Method C Cleanup Level for Groundwater.

MW-105 redrilled in May 2014 (MW-105R).

* = Value used for total or individual xylenes

Table does not include results attributable to blank contamination.

Any wells for which a duplicate sample was collected are the average of the sample and duplicate.

NS = No default Method C established. Not a Site contaminant of concern.

Table 8
Contaminant Trends in Groundwater
REXAM Beverage Can Company/Ball Corporation
Kent, WA

Sample ID	Model Toxics Control Act - Groundwater Method C Cleanup Levels	ETMW-3	ETMW-3	ETMW-3	ETMW-3	ETMW-3	ETMW-3	ETMW-3	ETMW-3	ETMW-3	ETMW-3	
		March-05	June-10	April-11	July-11	November-11	April-12	May-14	February-15	February-18	September-21	
Volatile Organic Compounds (µg/l)												
Vinyl chloride	0.29	ND	ND	ND	ND	ND	ND	ND	ND	ND	ND	ND
Chloromethane	NS	ND	ND	ND	ND	ND	ND	ND	ND	ND	ND	ND
Chloroethane	830	ND	ND	ND	ND	ND	ND	ND	ND	ND	ND	ND
Bromomethane	180	ND	ND	ND	ND	ND	ND	ND	ND	ND	ND	ND
1,1-Dichloroethene	7.0	ND	ND	ND	ND	ND	ND	ND	ND	ND	ND	ND
Hexane	1,100	NA	NA	NA	NA	NA	NA	NA	NA	NA	ND	ND
Methylene Chloride	5.0	ND	ND	ND	ND	ND	ND	ND	ND	ND	ND	ND
1,1-Dichloroethane	77	ND	ND	ND	ND	ND	ND	ND	ND	ND	ND	ND
cis-1,2-Dichloroethene	35	ND	ND	ND	ND	ND	ND	ND	ND	ND	ND	ND
trans-1,2-Dichloroethene	100	ND	ND	ND	ND	ND	ND	ND	ND	ND	ND	ND
Chloroform	14	ND	ND	ND	ND	ND	ND	ND	ND	ND	ND	ND
1,1,1-Trichloroethane	200	ND	ND	ND	ND	ND	ND	ND	ND	ND	ND	ND
1,2-Dichloroethane (EDC)	4.8	ND	ND	ND	ND	ND	ND	ND	ND	ND	ND	ND
Benzene	5.0	ND	ND	ND	ND	ND	ND	ND	ND	ND	ND	ND
Trichloroethene	5.0	ND	ND	ND	ND	ND	ND	ND	ND	ND	ND	ND
Toluene	1,000	ND	ND	ND	ND	ND	ND	ND	ND	ND	ND	ND
1,1,2-Trichloroethane	3.0	ND	ND	ND	ND	ND	ND	ND	ND	ND	ND	ND
Tetrachloroethene	5.0	ND	ND	ND	ND	ND	ND	ND	ND	ND	ND	ND
Ethylbenzene	700	ND	ND	ND	ND	ND	ND	ND	ND	ND	ND	ND
m-Xylene & p-Xylene	3,500*	ND	ND	ND	ND	ND	ND	ND	ND	ND	ND	ND
o-Xylene	3,500*	ND	ND	ND	ND	ND	ND	ND	ND	ND	ND	ND
Styrene	100	ND	ND	ND	ND	ND	ND	ND	ND	ND	ND	ND
Isopropylbenzene (Cumene)	1,800	ND	ND	ND	ND	ND	ND	ND	ND	ND	ND	ND
N-Propylbenzene	1,800	ND	ND	ND	ND	ND	ND	ND	ND	ND	ND	ND
1,3,5-Trimethylbenzene	180	ND	ND	ND	ND	ND	ND	ND	ND	ND	ND	ND
1,2,4-Trimethylbenzene	180	ND	ND	ND	ND	ND	ND	ND	ND	ND	ND	ND
sec-Butylbenzene	1,800	ND	ND	ND	ND	ND	ND	ND	ND	ND	ND	ND
4-Isopropyltoluene	NS	ND	ND	ND	ND	ND	ND	ND	ND	ND	ND	ND
N-Butylbenzene	880	ND	ND	ND	ND	ND	NA	NA	NA	NA	NA	NA
Naphthalene	350	ND	ND	ND	ND	ND	ND	ND	ND	ND	ND	ND
1,4-Dioxane	4.4	-	-	-	-	-	-	-	-	ND	ND	ND

Legend:

µg/l = micrograms per liter.

NS = Not sampled, well covered by construction.

ND = Not detected.

nd = Not detected in Tentatively Identified Compounds (TICs); this analyte was detected in TICs in other samples in this event.

- = Not detected in TICs in any sample in this round.

Shaded values exceed Model Toxics Control Act Method C Cleanup Level for Groundwater.

MW-105 redrilled in May 2014 (MW-105R).

* = Value used for total or individual xylenes

Table does not include results attributable to blank contamination.

Any wells for which a duplicate sample was collected are the average of the sample and duplicate.

NS = No default Method C established. Not a Site contaminant of concern.

Table 8
Contaminant Trends in Groundwater
REXAM Beverage Can Company/Ball Corporation
Kent, WA

Sample ID	Model Toxics Control Act - Groundwater Method C Cleanup Levels	ETMW-7	ETMW-7	ETMW-7	ETMW-7	ETMW-7	ETMW-7	ETMW-7	ETMW-7	ETMW-7	ETMW-7
		March-05	June-10	April-11	July-11	November-11	April-12	May-14	February-15	February-18	September-21
Volatile Organic Compounds (µg/l)											
Vinyl chloride	0.29	ND	0.20	ND	ND	ND	ND	0.32	0.77	ND	2.7
Chloromethane	NS	ND	ND	ND	ND	ND	ND	ND	ND	ND	ND
Chloroethane	830	ND	ND	ND	ND	ND	ND	2.8	ND	ND	2,200
Bromomethane	180	ND	ND	ND	ND	ND	ND	ND	ND	ND	ND
1,1-Dichloroethene	7.0	ND	ND	ND	ND	ND	ND	ND	ND	ND	ND
Hexane	1,100	NA	NA	NA	NA	NA	NA	NA	NA	ND	ND
Methylene Chloride	5.0	ND	ND	ND	ND	ND	ND	ND	ND	ND	ND
1,1-Dichloroethane	77	ND	ND	ND	ND	ND	ND	ND	ND	ND	2.1
cis-1,2-Dichloroethene	35	ND	ND	ND	ND	ND	ND	ND	ND	ND	ND
trans-1,2-Dichloroethene	100	ND	ND	ND	ND	ND	ND	ND	ND	ND	ND
Chloroform	14	ND	ND	ND	ND	ND	ND	ND	ND	ND	ND
1,1,1-Trichloroethane	200	ND	ND	ND	ND	ND	ND	ND	ND	ND	ND
1,2-Dichloroethane (EDC)	4.8	ND	ND	ND	ND	ND	ND	ND	ND	ND	6.9
Benzene	5.0	ND	0.13	ND	ND	ND	ND	ND	ND	ND	ND
Trichloroethene	5.0	ND	ND	ND	ND	ND	ND	ND	ND	ND	ND
Toluene	1,000	ND	ND	ND	ND	ND	ND	ND	ND	ND	ND
1,1,2-Trichloroethane	3.0	ND	ND	ND	ND	ND	ND	ND	ND	ND	ND
Tetrachloroethene	5.0	ND	ND	ND	ND	ND	ND	ND	ND	ND	ND
Ethylbenzene	700	ND	ND	ND	ND	ND	ND	ND	ND	ND	ND
m-Xylene & p-Xylene	3,500*	ND	ND	ND	ND	ND	ND	ND	ND	ND	ND
o-Xylene	3,500*	ND	ND	ND	ND	ND	ND	ND	ND	ND	ND
Styrene	100	ND	ND	ND	ND	ND	ND	ND	ND	ND	ND
Isopropylbenzene (Cumene)	1,800	ND	ND	ND	ND	ND	ND	ND	ND	ND	ND
N-Propylbenzene	1,800	ND	ND	ND	ND	ND	ND	ND	ND	ND	ND
1,3,5-Trimethylbenzene	180	ND	ND	ND	ND	ND	ND	ND	ND	ND	ND
1,2,4-Trimethylbenzene	180	ND	0.35	ND	ND	ND	ND	ND	ND	ND	ND
sec-Butylbenzene	1,800	ND	ND	ND	ND	ND	ND	ND	ND	ND	ND
4-Isopropyltoluene	NS	ND	ND	ND	ND	ND	ND	ND	ND	ND	ND
N-Butylbenzene	880	ND	ND	ND	ND	ND	NA	NA	NA	NA	NA
Naphthalene	350	ND	ND	ND	ND	ND	ND	ND	ND	ND	ND
1,4-Dioxane	4.4	-	nd	-	-	-	-	-	8.1	4.1	310

Legend:

µg/l = micrograms per liter.

NS = Not sampled, well covered by construction.

ND = Not detected.

nd = Not detected in Tentatively Identified Compounds (TICs); this analyte was detected in TICs in other samples in this event.

- = Not detected in TICs in any sample in this round.

Shaded values exceed Model Toxics Control Act Method C Cleanup Level for Groundwater.

MW-105 redrilled in May 2014 (MW-105R).

* = Value used for total or individual xylenes

Table does not include results attributable to blank contamination.

Any wells for which a duplicate sample was collected are the average of the sample and duplicate.

NS = No default Method C established. Not a Site contaminant of concern.

Table 8
Contaminant Trends in Groundwater
REXAM Beverage Can Company/Ball Corporation
Kent, WA

Sample ID	Model Toxics Control Act - Groundwater Method C Cleanup Levels	MW-101	MW-101	MW-101	MW-101	MW-101	MW-101	MW-101	MW-101	MW-101	MW-101
		March-05	June-10	April-11	July-11	November-11	April-12	May-14	February-15	February-18	September-21
Volatile Organic Compounds (µg/l)											
Vinyl chloride	0.29	4	1.6	1.7	2.0	1.5	0.92	1.5	2.1	1.6	1.3
Chloromethane	NS	ND	ND	ND	ND	ND	ND	ND	ND	ND	ND
Chloroethane	830	13	0.95	ND	ND	ND	ND	ND	ND	ND	6.9
Bromomethane	180	ND	ND	ND	ND	ND	ND	ND	ND	ND	ND
1,1-Dichloroethene	7.0	9	ND	ND	ND	ND	ND	ND	ND	ND	ND
Hexane	1,100	NA	NA	NA	NA	NA	NA	NA	NA	ND	ND
Methylene Chloride	5.0	ND	ND	ND	ND	ND	ND	ND	ND	ND	ND
1,1-Dichloroethane	77	4	0.89	ND	ND	ND	ND	ND	ND	ND	ND
cis-1,2-Dichloroethene	35	7	0.99	1.1	1.5	ND	ND	ND	1.3	1.2	ND
trans-1,2-Dichloroethene	100	ND	0.39	ND	ND	ND	ND	ND	ND	ND	ND
Chloroform	14	ND	ND	ND	ND	ND	ND	ND	ND	ND	ND
1,1,1-Trichloroethane	200	ND	ND	ND	ND	ND	ND	ND	ND	ND	ND
1,2-Dichloroethane (EDC)	4.8	ND	ND	ND	ND	ND	ND	ND	ND	ND	ND
Benzene	5.0	ND	0.18	ND	ND	ND	ND	ND	ND	ND	ND
Trichloroethene	5.0	ND	ND	ND	ND	ND	ND	ND	ND	ND	ND
Toluene	1,000	ND	ND	ND	ND	ND	ND	ND	ND	ND	ND
1,1,2-Trichloroethane	3.0	ND	ND	ND	ND	ND	ND	ND	ND	ND	ND
Tetrachloroethene	5.0	2	ND	ND	ND	ND	ND	ND	ND	ND	ND
Ethylbenzene	700	ND	ND	ND	ND	ND	ND	ND	ND	ND	ND
m-Xylene & p-Xylene	3,500*	ND	ND	ND	ND	ND	ND	ND	ND	ND	ND
o-Xylene	3,500*	ND	0.16	ND	ND	ND	ND	ND	ND	ND	ND
Styrene	100	ND	ND	ND	ND	ND	ND	ND	ND	ND	ND
Isopropylbenzene (Cumene)	1,800	ND	ND	ND	ND	ND	ND	ND	ND	ND	ND
N-Propylbenzene	1,800	ND	ND	ND	ND	ND	ND	ND	ND	ND	ND
1,3,5-Trimethylbenzene	180	ND	ND	ND	ND	ND	ND	ND	ND	ND	ND
1,2,4-Trimethylbenzene	180	ND	0.62	ND	ND	ND	ND	ND	1.2	2.7	ND
sec-Butylbenzene	1,800	ND	ND	ND	ND	ND	ND	ND	ND	ND	ND
4-Isopropyltoluene	NS	ND	ND	ND	ND	ND	ND	ND	ND	ND	ND
N-Butylbenzene	880	NA	ND	ND	ND	NA	NA	NA	NA	NA	NA
Naphthalene	350	ND	ND	ND	ND	ND	ND	ND	ND	NS	ND
1,4-Dioxane	4.4	-	640	-	-	-	-	-	61	180	21

Legend:

µg/l = micrograms per liter.

NS = Not sampled, well covered by construction.

ND = Not detected.

nd = Not detected in Tentatively Identified Compounds (TICs); this analyte was detected in TICs in other samples in this event.

- = Not detected in TICs in any sample in this round.

Shaded values exceed Model Toxics Control Act Method C Cleanup Level for Groundwater.

MW-105 redrilled in May 2014 (MW-105R).

* = Value used for total or individual xylenes

Table does not include results attributable to blank contamination.

Any wells for which a duplicate sample was collected are the average of the sample and duplicate.

NS = No default Method C established. Not a Site contaminant of concern.

Table 8
Contaminant Trends in Groundwater
REXAM Beverage Can Company/Ball Corporation
Kent, WA

Sample ID	Model Toxics Control Act - Groundwater Method C Cleanup Levels	MW-102	MW-102	MW-102	MW-102	MW-102	MW-102	MW-102	MW-102	MW-102	MW-102
		March-05	June-10	April-11	July-11	November-11	April-12	May-14	February-15	February-18	September-21
Volatile Organic Compounds (µg/l)											
Vinyl chloride	0.29	ND	ND	ND	ND	ND	ND	ND	ND	ND	0.081
Chloromethane	NS	ND	ND	ND	ND	ND	ND	ND	ND	ND	ND
Chloroethane	830	3,200	1,500	1,800	750	350	390	340	180	920	94
Bromomethane	180	ND	ND	ND	ND	ND	ND	ND	ND	ND	ND
1,1-Dichloroethene	7.0	ND	ND	ND	ND	ND	ND	ND	ND	ND	ND
Hexane	1,100	NA	NA	NA	NA	NA	NA	NA	NA	NA	ND
Methylene Chloride	5.0	ND	ND	ND	ND	ND	ND	ND	ND	ND	ND
1,1-Dichloroethane	77	ND	ND	ND	ND	ND	ND	ND	ND	ND	ND
cis-1,2-Dichloroethene	35	ND	ND	ND	ND	ND	ND	ND	ND	ND	ND
trans-1,2-Dichloroethene	100	4	0.46	1.6	1.5	ND	ND	ND	ND	ND	ND
Chloroform	14	ND	ND	ND	ND	ND	ND	ND	ND	ND	ND
1,1,1-Trichloroethane	200	ND	ND	ND	ND	ND	ND	ND	ND	ND	ND
1,2-Dichloroethane (EDC)	4.8	32	ND	11	10	5.1	6.2	5.2	4.4	6.9	1.6
Benzene	5.0	1	0.33	ND	ND	0.38	ND	0.47	0.42	0.53	ND
Trichloroethene	5.0	ND	ND	ND	ND	ND	ND	ND	ND	ND	ND
Toluene	1,000	ND	ND	ND	ND	ND	ND	ND	ND	ND	ND
1,1,2-Trichloroethane	3.0	ND	ND	ND	ND	ND	ND	ND	ND	ND	ND
Tetrachloroethene	5.0	ND	ND	ND	ND	ND	ND	ND	ND	ND	ND
Ethylbenzene	700	ND	ND	ND	ND	ND	ND	ND	ND	ND	ND
m-Xylene & p-Xylene	3,500*	ND	ND	ND	ND	ND	ND	ND	ND	ND	ND
o-Xylene	3,500*	ND	0.13	1.1	1.1	ND	ND	ND	ND	ND	ND
Styrene	100	ND	ND	ND	ND	ND	ND	ND	ND	ND	ND
Isopropylbenzene (Cumene)	1,800	ND	ND	ND	ND	ND	ND	ND	ND	ND	ND
N-Propylbenzene	1,800	ND	ND	ND	ND	ND	ND	ND	ND	ND	ND
1,3,5-Trimethylbenzene	180	ND	ND	ND	ND	ND	ND	ND	ND	ND	ND
1,2,4-Trimethylbenzene	180	ND	ND	ND	ND	ND	ND	ND	ND	ND	ND
sec-Butylbenzene	1,800	ND	ND	ND	ND	ND	ND	ND	ND	ND	ND
4-Isopropyltoluene	NS	ND	ND	ND	ND	ND	ND	ND	ND	ND	ND
N-Butylbenzene	880	NA	ND	ND	ND	NA	NA	NA	NA	NA	NA
Naphthalene	350	ND	ND	ND	ND	ND	ND	ND	ND	ND	ND
1,4-Dioxane	4.4	-	1,200	-	-	-	-	-	330	1,400	91

Legend:

µg/l = micrograms per liter.

NS = Not sampled, well covered by construction.

ND = Not detected.

nd = Not detected in Tentatively Identified Compounds (TICs); this analyte was detected in TICs in other samples in this event.

- = Not detected in TICs in any sample in this round.

Shaded values exceed Model Toxics Control Act Method C Cleanup Level for Groundwater.

MW-105 redrilled in May 2014 (MW-105R).

* = Value used for total or individual xylenes

Table does not include results attributable to blank contamination.

Any wells for which a duplicate sample was collected are the average of the sample and duplicate.

NS = No default Method C established. Not a Site contaminant of concern.

Table 8
Contaminant Trends in Groundwater
REXAM Beverage Can Company/Ball Corporation
Kent, WA

Sample ID	Model Toxics Control Act - Groundwater Method C Cleanup Levels	MW-103	MW-103	MW-103	MW-103	MW-103	MW-103	MW-103	MW-103	MW-103	MW-103
		March-05	June-10	April-11	July-11	November-11	April-12	May-14	February-15	February-18	September-21
Volatile Organic Compounds (µg/l)											
Vinyl chloride	0.29	ND	0.25	ND	ND	ND	ND	0.31	0.31	0.31	0.26
Chloromethane	NS	ND	ND	ND	ND	ND	ND	ND	ND	ND	ND
Chloroethane	830	ND	ND	ND	ND	ND	ND	ND	ND	ND	ND
Bromomethane	180	ND	ND	ND	ND	ND	ND	ND	ND	ND	ND
1,1-Dichloroethene	7.0	ND	0.23	ND	ND	ND	ND	ND	ND	ND	ND
Hexane	1,100	NA	NA	NA	NA	NA	NA	NA	NA	NA	ND
Methylene Chloride	5.0	ND	ND	ND	ND	ND	ND	ND	ND	ND	ND
1,1-Dichloroethane	77	ND	0.073	ND	ND	ND	ND	ND	ND	ND	ND
cis-1,2-Dichloroethene	35	ND	0.32	ND	ND	ND	ND	ND	ND	ND	1.3
trans-1,2-Dichloroethene	100	ND	ND	ND	ND	ND	ND	ND	ND	ND	ND
Chloroform	14	ND	ND	ND	ND	ND	ND	ND	ND	ND	ND
1,1,1-Trichloroethane	200	ND	ND	ND	ND	ND	ND	ND	ND	ND	ND
1,2-Dichloroethane (EDC)	4.8	ND	ND	ND	ND	ND	ND	ND	ND	ND	ND
Benzene	5.0	ND	0.069	ND	ND	ND	ND	ND	ND	ND	ND
Trichloroethene	5.0	ND	ND	ND	ND	ND	ND	ND	ND	ND	ND
Toluene	1,000	ND	ND	ND	ND	ND	ND	ND	ND	ND	ND
1,1,2-Trichloroethane	3.0	ND	ND	ND	ND	ND	ND	ND	ND	ND	ND
Tetrachloroethene	5.0	ND	ND	ND	ND	ND	ND	ND	ND	ND	ND
Ethylbenzene	700	ND	ND	ND	ND	ND	ND	ND	ND	ND	ND
m-Xylene & p-Xylene	3,500*	ND	ND	ND	ND	ND	ND	ND	ND	ND	ND
o-Xylene	3,500*	ND	ND	ND	ND	ND	ND	ND	ND	ND	ND
Styrene	100	ND	ND	ND	ND	ND	ND	ND	ND	ND	ND
Isopropylbenzene (Cumene)	1,800	ND	ND	ND	ND	ND	ND	ND	ND	ND	ND
N-Propylbenzene	1,800	ND	ND	ND	ND	ND	ND	ND	ND	ND	ND
1,3,5-Trimethylbenzene	180	ND	ND	ND	ND	ND	ND	ND	ND	ND	ND
1,2,4-Trimethylbenzene	180	ND	ND	ND	ND	ND	ND	ND	ND	ND	ND
sec-Butylbenzene	1,800	ND	ND	ND	ND	ND	ND	ND	ND	ND	ND
4-Isopropyltoluene	NS	ND	ND	ND	ND	ND	ND	ND	ND	ND	ND
N-Butylbenzene	880	ND	ND	ND	ND	NA	NA	NA	NA	NA	NA
Naphthalene	350	ND	ND	ND	ND	ND	ND	ND	ND	ND	ND
1,4-Dioxane	4.4	-	60	-	-	-	-	-	6	10	10

Legend:

µg/l = micrograms per liter.

NS = Not sampled, well covered by construction.

ND = Not detected.

nd = Not detected in Tentatively Identified Compounds (TICs); this analyte was detected in TICs in other samples in this event.

- = Not detected in TICs in any sample in this round.

Shaded values exceed Model Toxics Control Act Method C Cleanup Level for Groundwater.

MW-105 redrilled in May 2014 (MW-105R).

* = Value used for total or individual xylenes

Table does not include results attributable to blank contamination.

Any wells for which a duplicate sample was collected are the average of the sample and duplicate.

NS = No default Method C established. Not a Site contaminant of concern.

Table 8
Contaminant Trends in Groundwater
REXAM Beverage Can Company/Ball Corporation
Kent, WA

Sample ID	Model Toxics Control Act - Groundwater Method C Cleanup Levels	MW-104	MW-104	MW-104	MW-104	MW-104	MW-104	MW-104	MW-104	MW-104	MW-104
		March-05	June-10	April-11	July-11	November-11	April-12	May-14	February-15	February-18	September-21
Volatile Organic Compounds (µg/l)											
Vinyl chloride	0.29	ND	ND	ND	ND	ND	ND	ND	ND	ND	ND
Chloromethane	NS	ND	0.22	ND	ND	ND	ND	ND	ND	ND	ND
Chloroethane	830	ND	ND	ND	ND	ND	ND	ND	ND	ND	ND
Bromomethane	180	ND	ND	ND	ND	ND	ND	ND	ND	ND	ND
1,1-Dichloroethene	7.0	ND	ND	ND	ND	ND	ND	ND	ND	ND	ND
Hexane	1,100	NA	NA	NA	NA	NA	NA	NA	NA	ND	ND
Methylene Chloride	5.0	ND	0.13	ND	ND	ND	ND	ND	ND	ND	ND
1,1-Dichloroethane	77	ND	ND	ND	ND	ND	ND	ND	ND	ND	ND
cis-1,2-Dichloroethene	35	ND	ND	ND	ND	ND	ND	ND	ND	ND	ND
trans-1,2-Dichloroethene	100	ND	ND	ND	ND	ND	ND	ND	ND	ND	ND
Chloroform	14	ND	ND	ND	ND	ND	ND	ND	ND	ND	ND
1,1,1-Trichloroethane	200	ND	ND	ND	ND	ND	ND	ND	ND	ND	ND
1,2-Dichloroethane (EDC)	4.8	ND	ND	ND	ND	ND	ND	ND	ND	ND	ND
Benzene	5.0	ND	ND	ND	ND	ND	ND	ND	ND	ND	ND
Trichloroethene	5.0	ND	ND	ND	ND	ND	ND	ND	ND	ND	ND
Toluene	1,000	ND	ND	ND	ND	ND	ND	ND	ND	ND	ND
1,1,2-Trichloroethane	3.0	ND	ND	ND	ND	ND	ND	ND	ND	ND	ND
Tetrachloroethene	5.0	ND	ND	ND	ND	ND	ND	ND	ND	ND	ND
Ethylbenzene	700	ND	ND	ND	ND	ND	ND	ND	ND	ND	ND
m-Xylene & p-Xylene	3,500*	ND	ND	ND	ND	ND	ND	ND	ND	ND	ND
o-Xylene	3,500*	ND	ND	ND	ND	ND	ND	ND	ND	ND	ND
Styrene	100	ND	ND	ND	ND	ND	ND	ND	ND	ND	ND
Isopropylbenzene (Cumene)	1,800	ND	ND	ND	ND	ND	ND	ND	ND	ND	ND
N-Propylbenzene	1,800	ND	ND	ND	ND	ND	ND	ND	ND	ND	ND
1,3,5-Trimethylbenzene	180	ND	ND	ND	ND	ND	ND	ND	ND	ND	ND
1,2,4-Trimethylbenzene	180	ND	ND	ND	ND	ND	ND	ND	ND	ND	ND
sec-Butylbenzene	1,800	ND	ND	ND	ND	ND	ND	ND	ND	ND	ND
4-Isopropyltoluene	NS	ND	ND	ND	ND	ND	ND	ND	ND	ND	ND
N-Butylbenzene	880	NA	ND	ND	ND	NA	NA	NA	NA	NA	NA
Naphthalene	350	ND	ND	ND	ND	ND	ND	ND	ND	ND	ND
1,4-Dioxane	4.4	-	nd	-	-	-	-	-	ND	ND	ND

Legend:

µg/l = micrograms per liter.

NS = Not sampled, well covered by construction.

ND = Not detected.

nd = Not detected in Tentatively Identified Compounds (TICs); this analyte was detected in TICs in other samples in this event.

- = Not detected in TICs in any sample in this round.

Shaded values exceed Model Toxics Control Act Method C Cleanup Level for Groundwater.

MW-105 redrilled in May 2014 (MW-105R).

* = Value used for total or individual xylenes

Table does not include results attributable to blank contamination.

Any wells for which a duplicate sample was collected are the average of the sample and duplicate.

NS = No default Method C established. Not a Site contaminant of concern.

Table 8
Contaminant Trends in Groundwater
REXAM Beverage Can Company/Ball Corporation
Kent, WA

Sample ID	Model Toxics Control Act - Groundwater Method C Cleanup Levels	MW-105	MW-105	MW-105	MW-105	MW-105R	MW-105R	MW-105R	MW-105R
		March-05	June-10	April-11	July-11	May-14	February-15	February-18	September-21
Volatile Organic Compounds (µg/l)									
Vinyl chloride	0.29	1,600	870	650	445	1.9	1.2	ND	4.2
Chloromethane	NS	ND	ND	ND	ND	ND	ND	ND	ND
Chloroethane	830	4,000	7,300	8,650	7,200	120	780	71	305
Bromomethane	180	ND	ND	ND	ND	ND	ND	ND	ND
1,1-Dichloroethene	7.0	390	2.2	ND	ND	ND	ND	ND	ND
Hexane	1,100	NA	NA	NA	NA	NA	NA	1.2	ND
Methylene Chloride	5.0	39	ND	9.0	8.5	ND	ND	ND	ND
1,1-Dichloroethane	77	4,700	11,000	4,700	2,750	34	94	14	100
cis-1,2-Dichloroethene	35	39	6.8	5.1	4.9	ND	ND	ND	ND
trans-1,2-Dichloroethene	100	7	3.1	3.2	3.1	ND	ND	ND	ND
Chloroform	14	ND	0.32	ND	ND	ND	ND	ND	ND
1,1,1-Trichloroethane	200	2,700	890	130	100	ND	ND	ND	1.6
1,2-Dichloroethane (EDC)	4.8	33	12	14	13	ND	1.1	ND	1.9
Benzene	5.0	2	0.97	ND	ND	ND	ND	ND	ND
Trichloroethene	5.0	11	0.61	ND	ND	ND	ND	ND	ND
Toluene	1,000	120	61	52	60	5.2	ND	ND	ND
1,1,2-Trichloroethane	3.0	4	0.69	ND	ND	ND	ND	ND	ND
Tetrachloroethene	5.0	22	4.6	3.3	2.1	ND	ND	ND	ND
Ethylbenzene	700	2	1.4	1.4	1.5	ND	ND	ND	ND
m-Xylene & p-Xylene	3,500*	3	2.6	2.9	3.4	ND	ND	ND	ND
o-Xylene	3,500*	5	4.8	5.4	5.8	ND	ND	ND	ND
Styrene	100	ND	ND	ND	ND	ND	ND	ND	ND
Isopropylbenzene (Cumene)	1,800	ND	0.72	ND	ND	ND	ND	ND	ND
N-Propylbenzene	1,800	7	1.2	1.3	1.5	ND	ND	ND	ND
1,3,5-Trimethylbenzene	180	2	2.1	2.8	3.4	ND	ND	ND	ND
1,2,4-Trimethylbenzene	180	7	7.1	9.1	13	ND	ND	ND	ND
sec-Butylbenzene	1,800	ND	ND	9.1	13	ND	ND	ND	ND
4-Isopropyltoluene	NS	ND	0.096	ND	ND	ND	ND	ND	ND
N-Butylbenzene	880	NA	ND	ND	ND	NA	NA	NA	NA
Naphthalene	350	ND	ND	9.1	13	ND	ND	ND	ND
1,4-Dioxane	4.4		nd				40	12	55.5

Legend:

µg/l = micrograms per liter.

NS = Not sampled, well covered by construction.

ND = Not detected.

nd = Not detected in Tentatively Identified Compounds (TICs); this analyte was detected in TICs in other samples in this event.

- = Not detected in TICs in any sample in this round.

Shaded values exceed Model Toxics Control Act Method C Cleanup Level for Groundwater.

MW-105 redrilled in May 2014 (MW-105R).

* = Value used for total or individual xylenes

Table does not include results attributable to blank contamination.

Any wells for which a duplicate sample was collected are the average of the sample and duplicate.

NS = No default Method C established. Not a Site contaminant of concern.

Table 8
Contaminant Trends in Groundwater
REXAM Beverage Can Company/Ball Corporation
Kent, WA

Sample ID	Model Toxics Control Act - Groundwater Method C Cleanup Levels	MW-106	MW-106	MW-106	MW-106	MW-106	MW-106	MW-106	MW-106	MW-106	MW-106
		March-05	June-10	April-11	July-11	November-11	April-12	May-14	February-15	February-18	September-21
Volatile Organic Compounds (µg/l)											
Vinyl chloride	0.29	1	0.039	ND	ND	ND	0.26	0.23	0.23	ND	0.20
Chloromethane	NS	ND	ND	ND	ND	ND	ND	ND	ND	ND	ND
Chloroethane	830	1,450	720	1,150	660	570	490	390	420	220	85
Bromomethane	180	ND	ND	ND	ND	ND	ND	ND	ND	ND	ND
1,1-Dichloroethene	7.0	ND	0.26	ND	ND	ND	ND	ND	ND	ND	ND
Hexane	1,100	NA	NA	NA	NA	NA	NA	NA	NA	NA	ND
Methylene Chloride	5.0	ND	2.4	ND	ND	ND	ND	ND	ND	ND	ND
1,1-Dichloroethane	77	5.5	5.0	3.1	2.6	1.6	2.4	1.2	ND	ND	ND
cis-1,2-Dichloroethene	35	ND	0.42	ND	ND	ND	ND	ND	ND	ND	ND
trans-1,2-Dichloroethene	100	ND	0.54	ND	ND	ND	ND	ND	ND	ND	ND
Chloroform	14	ND	ND	ND	ND	ND	ND	ND	ND	ND	ND
1,1,1-Trichloroethane	200	ND	ND	ND	ND	ND	ND	ND	ND	ND	ND
1,2-Dichloroethane (EDC)	4.8	5	1.9	1.7	1.6	1.5	1.3	ND	1.1	ND	0.55
Benzene	5.0	ND	0.22	ND	ND	ND	ND	ND	ND	ND	ND
Trichloroethene	5.0	ND	ND	ND	ND	ND	ND	ND	ND	ND	ND
Toluene	1,000	ND	ND	ND	ND	ND	ND	ND	ND	ND	ND
1,1,2-Trichloroethane	3.0	ND	ND	ND	ND	ND	ND	ND	ND	ND	ND
Tetrachloroethene	5.0	ND	ND	ND	ND	ND	ND	ND	ND	ND	ND
Ethylbenzene	700	ND	ND	ND	ND	ND	ND	ND	ND	ND	ND
m-Xylene & p-Xylene	3,500*	ND	ND	ND	ND	ND	ND	ND	ND	ND	ND
o-Xylene	3,500*	ND	ND	ND	ND	ND	ND	ND	ND	ND	ND
Styrene	100	ND	ND	ND	ND	ND	ND	ND	ND	ND	ND
Isopropylbenzene (Cumene)	1,800	ND	ND	ND	ND	ND	ND	ND	ND	ND	ND
N-Propylbenzene	1,800	ND	ND	ND	ND	ND	ND	ND	ND	ND	ND
1,3,5-Trimethylbenzene	180	1	ND	ND	ND	ND	ND	ND	ND	ND	ND
1,2,4-Trimethylbenzene	180	7	0.37	ND	ND	ND	ND	ND	ND	ND	ND
sec-Butylbenzene	1,800	ND	ND	ND	ND	ND	ND	ND	ND	ND	ND
4-Isopropyltoluene	NS	ND	ND	ND	ND	ND	ND	ND	ND	ND	ND
N-Butylbenzene	880	NA	ND	ND	ND	NA	NA	NA	NA	NA	ND
Naphthalene	350	NA	ND	ND	ND	ND	ND	ND	ND	ND	ND
1,4-Dioxane	4.4	-	150	-	-	-	-	-	200	120	150

Legend:

µg/l = micrograms per liter.

NS = Not sampled, well covered by construction.

ND = Not detected.

nd = Not detected in Tentatively Identified Compounds (TICs); this analyte was detected in TICs in other samples in this event.

- = Not detected in TICs in any sample in this round.

Shaded values exceed Model Toxics Control Act Method C Cleanup Level for Groundwater.

MW-105 redrilled in May 2014 (MW-105R).

* = Value used for total or individual xylenes

Table does not include results attributable to blank contamination.

Any wells for which a duplicate sample was collected are the average of the sample and duplicate.

NS = No default Method C established. Not a Site contaminant of concern.

Table 8
Contaminant Trends in Groundwater
REXAM Beverage Can Company/Ball Corporation
Kent, WA

Sample ID	Model Toxics Control Act - Groundwater Method C Cleanup Levels	MW-107	MW-107	MW-107	MW-107	MW-107	MW-107	MW-107	MW-107	MW-107
		June-10	April-11	July-11	November-11	April-12	May-14	February-15	February-18	September-21
Volatile Organic Compounds (µg/l)										
Vinyl chloride	0.29	ND	ND	ND	ND	ND	ND	ND	ND	ND
Chloromethane	NS	ND	ND	ND	ND	ND	ND	ND	ND	ND
Chloroethane	830	ND	ND	ND	ND	ND	ND	ND	ND	ND
Bromomethane	180	0.62	ND	ND	ND	ND	ND	ND	ND	ND
1,1-Dichloroethene	7.0	ND	ND	ND	ND	ND	ND	ND	ND	ND
Hexane	1,100	NA	NA	NA	NA	NA	NA	NA	NA	NA
Methylene Chloride	5.0	ND	ND	ND	ND	ND	ND	ND	ND	ND
1,1-Dichloroethane	77	0.12	ND	ND	ND	ND	ND	ND	ND	ND
cis-1,2-Dichloroethene	35	ND	ND	ND	ND	ND	ND	ND	ND	ND
trans-1,2-Dichloroethene	100	ND	ND	ND	ND	ND	ND	ND	ND	ND
Chloroform	14	ND	ND	ND	ND	ND	ND	ND	ND	ND
1,1,1-Trichloroethane	200	ND	ND	ND	ND	ND	ND	ND	ND	ND
1,2-Dichloroethane (EDC)	4.8	ND	ND	ND	ND	ND	ND	ND	ND	ND
Benzene	5.0	ND	ND	ND	ND	ND	ND	ND	ND	ND
Trichloroethene	5.0	ND	ND	ND	ND	ND	ND	ND	ND	ND
Toluene	1,000	ND	ND	ND	ND	ND	ND	ND	ND	ND
1,1,2-Trichloroethane	3.0	ND	ND	ND	ND	ND	ND	ND	ND	ND
Tetrachloroethene	5.0	ND	ND	ND	ND	ND	ND	ND	ND	ND
Ethylbenzene	700	ND	ND	ND	ND	ND	ND	ND	ND	ND
m-Xylene & p-Xylene	3,500*	ND	ND	ND	ND	ND	ND	ND	ND	ND
o-Xylene	3,500*	ND	ND	ND	ND	ND	ND	ND	ND	ND
Styrene	100	ND	ND	ND	ND	ND	ND	ND	ND	ND
Isopropylbenzene (Cumene)	1,800	ND	ND	ND	ND	ND	ND	ND	ND	ND
N-Propylbenzene	1,800	ND	ND	ND	ND	ND	ND	ND	ND	ND
1,3,5-Trimethylbenzene	180	ND	ND	ND	ND	ND	ND	ND	ND	ND
1,2,4-Trimethylbenzene	180	ND	ND	ND	ND	ND	ND	ND	ND	ND
sec-Butylbenzene	1,800	ND	ND	ND	ND	ND	ND	ND	ND	ND
4-Isopropyltoluene	NS	ND	ND	ND	ND	ND	ND	ND	ND	ND
N-Butylbenzene	880	ND	ND	ND	NA	NA	NA	NA	NA	NA
Naphthalene	350	ND	ND	ND	ND	ND	ND	ND	ND	ND
1,4-Dioxane	4.4	53	-	-	-	-	-	0.58	ND	ND

Legend:

µg/l = micrograms per liter.

NS = Not sampled, well covered by construction.

ND = Not detected.

nd = Not detected in Tentatively Identified Compounds (TICs); this analyte was detected in TICs in other samples in this event.

- = Not detected in TICs in any sample in this round.

Shaded values exceed Model Toxics Control Act Method C Cleanup Level for Groundwater.

MW-105 redrilled in May 2014 (MW-105R).

* = Value used for total or individual xylenes

Table does not include results attributable to blank contamination.

Any wells for which a duplicate sample was collected are the average of the sample and duplicate.

NS = No default Method C established. Not a Site contaminant of concern.

Table 8
Contaminant Trends in Groundwater
REXAM Beverage Can Company/Ball Corporation
Kent, WA

Sample ID	Model Toxics Control Act - Groundwater Method C Cleanup Levels	MW-108	MW-108	MW-108	MW-108	MW-113
		May-14	February-15	February-18	September-21	September-21
Volatile Organic Compounds (µg/l)						
Vinyl chloride	0.29	9.7	6.3	4.0	100	0.037
Chloromethane	NS	ND	ND	ND	ND	ND
Chloroethane	830	820	530	380	2,300	ND
Bromomethane	180	ND	ND	ND	ND	ND
1,1-Dichloroethene	7.0	78	19	16.5	120	ND
Hexane	1,100	NA	NA	7.3	ND	ND
Methylene Chloride	5.0	ND	ND	ND	ND	ND
1,1-Dichloroethane	77	1,600	490	290	1,200	ND
cis-1,2-Dichloroethene	35	1.3	ND	ND	3.2	ND
trans-1,2-Dichloroethene	100	ND	ND	ND	1.3	ND
Chloroform	14	ND	ND	ND	ND	ND
1,1,1-Trichloroethane	200	2,300	630	175	1,700	ND
1,2-Dichloroethane (EDC)	4.8	4.7	2.0	1.8	5.8	ND
Benzene	5.0	ND	ND	ND	0.46	ND
Trichloroethene	5.0	5.2	ND	ND	1.1	ND
Toluene	1,000	15	2.9	0.35	10	ND
1,1,2-Trichloroethane	3.0	2.1	ND	ND	ND	ND
Tetrachloroethene	5.0	4.0	ND	ND	3.5	ND
Ethylbenzene	700	ND	ND	ND	ND	ND
m-Xylene & p-Xylene	3,500*	2.4	ND	ND	ND	ND
o-Xylene	3,500*	8.3	1.3	1.2	3.9	ND
Styrene	100	ND	ND	ND	ND	ND
Isopropylbenzene (Cumene)	1,800	1.2	ND	ND	ND	ND
N-Propylbenzene	1,800	2.3	ND	ND	ND	ND
1,3,5-Trimethylbenzene	180	5.3	5.3	ND	1.6	ND
1,2,4-Trimethylbenzene	180	15	3.8	2.5	4.7	3.0
sec-Butylbenzene	1,800	15	ND	ND	ND	ND
4-Isopropyltoluene	NS	ND	ND	ND	ND	ND
N-Butylbenzene	880	NA	NA	NA	ND	ND
Naphthalene	350	15	ND	ND	ND	ND
1,4-Dioxane	4.4	10	850	415	3,200	ND

Legend:

µg/l = micrograms per liter.

NS = Not sampled, well covered by construction.

ND = Not detected.

nd = Not detected in Tentatively Identified Compounds (TICs); this analyte was detected in TICs in other samples in this event.

- = Not detected in TICs in any sample in this round.

Shaded values exceed Model Toxics Control Act Method C Cleanup Level for Groundwater.

MW-105 redrilled in May 2014 (MW-105R).

* = Value used for total or individual xylenes

Table does not include results attributable to blank contamination.

Any wells for which a duplicate sample was collected are the average of the sample and duplicate.

NS = No default Method C established. Not a Site contaminant of concern.

Table 8
Contaminant Trends in Groundwater
REXAM Beverage Can Company/Ball Corporation
Kent, WA

Sample ID	Model Toxics Control Act - Groundwater	MW-201	MW-201	MW-201	MW-201	MW-201	MW-201	MW-201	MW-201	MW-201	MW-201
		March-05	June-10	April-11	July-11	November-11	April-12	May-14	February-15	February-18	September-21
Date Sampled	Method C Cleanup Levels										
Volatile Organic Compounds (µg/l)											
Vinyl chloride	0.29	0.9	ND	ND	ND	ND	ND	ND	ND	ND	ND
Chloromethane	NS	ND	ND	ND	ND	ND	ND	ND	ND	ND	ND
Chloroethane	830	5	ND	ND	ND	ND	ND	ND	ND	ND	ND
Bromomethane	180	ND	ND	ND	ND	ND	ND	ND	ND	ND	ND
1,1-Dichloroethene	7.0	ND	ND	ND	ND	ND	ND	ND	ND	ND	ND
Hexane	1,100	NA	NA	NA	NA	NA	NA	NA	NA	ND	ND
Methylene Chloride	5.0	ND	ND	ND	ND	ND	ND	ND	ND	ND	ND
1,1-Dichloroethane	77	10	ND	ND	ND	ND	ND	ND	ND	ND	ND
cis-1,2-Dichloroethene	35	ND	ND	ND	ND	ND	ND	ND	ND	ND	ND
trans-1,2-Dichloroethene	100	ND	ND	ND	ND	ND	ND	ND	ND	ND	ND
Chloroform	14	ND	ND	ND	ND	ND	ND	ND	ND	ND	ND
1,1,1-Trichloroethane	200	ND	ND	ND	ND	ND	ND	ND	ND	ND	ND
1,2-Dichloroethane (EDC)	4.8	ND	ND	ND	ND	ND	ND	ND	ND	ND	ND
Benzene	5.0	ND	ND	ND	ND	ND	ND	ND	ND	ND	ND
Trichloroethene	5.0	ND	ND	ND	ND	ND	ND	ND	ND	ND	ND
Toluene	1,000	ND	ND	ND	ND	ND	ND	ND	ND	ND	ND
1,1,2-Trichloroethane	3.0	ND	ND	ND	ND	ND	ND	ND	ND	ND	ND
Tetrachloroethene	5.0	ND	ND	ND	ND	ND	ND	ND	ND	ND	ND
Ethylbenzene	700	ND	ND	ND	ND	ND	ND	ND	ND	ND	ND
m-Xylene & p-Xylene	3,500*	ND	ND	ND	ND	ND	ND	ND	ND	ND	ND
o-Xylene	3,500*	ND	ND	ND	ND	ND	ND	ND	ND	ND	ND
Styrene	100	ND	0.41	ND	ND	ND	ND	ND	ND	ND	ND
Isopropylbenzene (Cumene)	1,800	ND	ND	ND	ND	ND	ND	ND	ND	ND	ND
N-Propylbenzene	1,800	ND	ND	ND	ND	ND	ND	ND	ND	ND	ND
1,3,5-Trimethylbenzene	180	ND	ND	ND	ND	ND	ND	ND	ND	ND	ND
1,2,4-Trimethylbenzene	180	ND	ND	ND	ND	ND	ND	ND	ND	ND	ND
sec-Butylbenzene	1,800	ND	ND	ND	ND	ND	ND	ND	ND	ND	ND
4-Isopropyltoluene	NS	ND	ND	ND	ND	ND	ND	ND	ND	ND	ND
N-Butylbenzene	880	NA	ND	ND	ND	NA	NA	NA	NA	NA	NA
Naphthalene	350	ND	ND	ND	ND	ND	ND	ND	ND	ND	ND
1,4-Dioxane	4.4	-	nd	-	-	-	-	-	ND	ND	ND

Legend:

µg/l = micrograms per liter.

NS = Not sampled, well covered by construction.

ND = Not detected.

nd = Not detected in Tentatively Identified Compounds (TICs); this analyte was detected in TICs in other samples in this event.

- = Not detected in TICs in any sample in this round.

Shaded values exceed Model Toxics Control Act Method C Cleanup Level for Groundwater.

MW-105 redrilled in May 2014 (MW-105R).

* = Value used for total or individual xylenes

Table does not include results attributable to blank contamination.

Any wells for which a duplicate sample was collected are the average of the sample and duplicate.

NS = No default Method C established. Not a Site contaminant of concern.

Table 9
 Groundwater Elevation Data Versus Concentration, MW-108
 Rexam Beverage Can Company/Ball Corporation
 Kent, WA

Date	MW-108 Depth to Water (feet below top of casing)	Vinyl chloride	1,1-Dichloroethene	Chloroethane	1,1-Dichloroethane	1,1,1-Trichloroethane
5/21/2014	7.48	9.7	78	820	1,600	2,300
2/10/2015	6.81	6.3	19	530	490	630
2/27/2018	7.23	4.0	16.5	380	285	135
9/15/2021	9.80	100	120	2,300	1,200	1,700

Footnote:

All concentrations are in µg/l.



APPENDIX 1

Legal Descriptions of Properties

King County Department of Assessments

Setting values, serving the community, and promoting fairness and equity.

You're In: Assessor >> Look up Property Info >> eReal Property

Department of Assessments

201 South Jackson Street, Room 708 Seattle, WA 98104

Office Hours: Mon - Fri 8:30 a.m. to 4:30 p.m.

TEL: 206-296-7300 FAX: 206-296-5107 TTY: 206-296-7888

Send us mail

- [New Search](#)
- [Property Tax Bill](#)
- [Map This Property](#)
- [Glossary of Terms](#)
- [Area Report](#)
- [Print Property Detail](#)

ADVERTISEMENT

Reference Links:

- [King County Tax Links](#)
 - [Property Tax Advisor](#)
 - [Washington State Department of Revenue \(External link\)](#)
 - [Washington State Board of Tax Appeals \(External link\)](#)
 - [Board of Appeals/Equalization](#)
 - [Districts Report](#)
 - [iMap](#)
 - [Recorder's Office](#)
- [Scanned images of surveys and other map documents](#)

PARCEL DATA

Parcel	132204-9183	Jurisdiction	KENT
Name	POOL 5 INDUSTRIAL WA LLC -E	Levy Code	1526
Site Address	1220 2ND AVE N 98032	Property Type	C
Geo Area	70-50	Plat Block / Building Number	
Spec Area	540-10	Plat Lot / Unit Number	
Property Name	BALL CORPORATION	Quarter-Section-Township-Range	NE-13-22-4

Legal Description

BEG NE COR OF SW 1/4 OF NE 1/4 TH N 88-36-34 W 464.81 FT TH S 01-08-04 W 50 FT TO TPOB TH S 01-08-04 W 680.28 FT TH ON CURVE TO RGT CENTER BEARS S 53-16-55 W 38 FT ARC DIST 15.08 FT TH S 88-44-16 E 413.29 FT TH N 46-19-29 E 33.19 FT TO WLY MGN RR R/W TH NLY ALG SD RR MGN TO PT S 88-36-34 E FR TPOB TH N 88-36-53 W 366.47 FT TO TPOB LESS POR LY ELY OF WLY MGN OF 32.50 FT STRIP OF LD CALLED TRACK ESMT BEING 16.25 FT ON EACH SIDE OF FOLG C/L BEG NXN WLY MGN NP RR R/W & SLY MGN S 228TH ST TH N 88-36-34 W 16.39 FT TO TPOB OF C/L TH S 06-03-23 E PLW & 16.25 FT DIST AT R/A TO WLY MGN NP RR 301.26 FT TO POC TO RGT RAD 9352.29 FT ARC DIST 186.81 FT TO PT COMPOUND CURVE TO RGT RAD 459.28 FT TH SLY & WLY ALG SD CURVE TO S LN OF MAIN TR LESS ST

Plat Block:

LAND DATA

Click the camera to see more pictures.

Highest & Best Use As If Vacant	MANUFACTURING
Highest & Best Use As Improved	PRESENT USE
Present Use	Industrial(Light)
Land SqFt	261,800
Acres	6.01

Percentage Unusable	
Unbuildable	NO
Restrictive Size Shape	NO
Zoning	I2
Water	WATER DISTRICT
Sewer/Septic	PUBLIC
Road Access	PUBLIC
Parking	ADEQUATE
Street Surface	PAVED

Waterfront

Waterfront Location	
Waterfront Footage	0
Lot Depth Factor	0
Waterfront Bank	
Tide/Shore	
Waterfront Restricted Access	
Waterfront Access Rights	NO
Poor Quality	NO
Proximity Influence	NO

Nuisances

Topography	
Traffic Noise	
Airport Noise	
Power Lines	NO
Other Nuisances	NO

Problems

Water Problems	NO
Transportation Concurrency	NO
Other Problems	NO

Environmental


Environmental	NO
---------------	----

Environmental Type	Information Source	Delineation study	Percentage Affected
Wetland	JURISDICTION	N	5

BUILDING

Building Number	1
-----------------	---

ADVERTISEMENT

Building Description	MFG & OFFICE	Click the camera to see more pictures.
Number Of Buildings Aggregated	1	Picture of Building 1 
Predominant Use	WAREHOUSE, DISTRIBUTION (407)	
Shape	Rect or Slight Irreg	
Construction Class	MASONRY	
Building Quality	AVERAGE	
Stories	1	
Building Gross Sq Ft	131,815	
Building Net Sq Ft	131,815	
Year Built	1970	
Eff. Year	1990	
Percentage Complete	100	
Heating System	SPACE HEATERS	
Sprinklers	Yes	
Elevators		

Section(s) Of Building Number: 1

Section Number	Section Use	Description	Stories	Height	Floor Number	Gross Sq Ft	Net Sq Ft
1	WAREHOUSE, DISTRIBUTION (407)		1	24		120,000	120,000
2	OFFICE BUILDING (344)		1	10		1,993	1,993
3	INDUSTRIAL LIGHT MANUFACTURING (494)		1	24		8,622	8,622
4	EQUIPMENT SHED (472)		1	17		1,200	1,200

TAX ROLL HISTORY

Account	Valued Year	Tax Year	Omit Year	Levy Code	Appraised Land Value (\$)	Appraised Imps Value (\$)	Appraised Total Value (\$)	New Dollars (\$)	Taxable Land Value (\$)	Taxable Imps Value (\$)	Taxable Total Value (\$)	Tax Value Reason
132204918305	2021	2022		1526	4,288,200	5,236,300	9,524,500	10,200	4,288,200	5,236,300	9,524,500	
132204918305	2020	2021		1526	3,604,900	5,382,900	8,987,800	0	3,604,900	5,382,900	8,987,800	
132204918305	2019	2020		1526	3,047,300	3,742,500	6,789,800	0	3,047,300	3,742,500	6,789,800	
132204918305	2018	2019		1526	2,615,300	3,851,100	6,466,400	0	2,615,300	3,851,100	6,466,400	
132204918305	2017	2018		1526	2,366,600	3,877,200	6,243,800	0	2,366,600	3,877,200	6,243,800	
132204918305	2016	2017		1525	2,243,600	4,024,200	6,267,800	0	2,243,600	4,024,200	6,267,800	
132204918305	2015	2016		1525	2,057,700	4,278,300	6,336,000	0	2,057,700	4,278,300	6,336,000	
132204918305	2014	2015		1525	2,028,900	4,363,900	6,392,800	0	2,028,900	4,363,900	6,392,800	
132204918305	2013	2014		1525	2,028,900	4,480,500	6,509,400	0	2,028,900	4,480,500	6,509,400	
132204918305	2012	2013		1525	1,898,000	4,605,000	6,503,000	0	1,898,000	4,605,000	6,503,000	
132204918305	2011	2012		1525	1,898,000	4,712,800	6,610,800	0	1,898,000	4,712,800	6,610,800	
132204918305	2010	2011		1525	1,898,000	4,517,800	6,415,800	0	1,898,000	4,517,800	6,415,800	
132204918305	2009	2010		1525	1,727,800	4,853,500	6,581,300	0	1,727,800	4,853,500	6,581,300	
132204918305	2008	2009		1525	1,570,800	4,960,000	6,530,800	0	1,570,800	4,960,000	6,530,800	
132204918305	2007	2008		1525	1,570,800	4,244,400	5,815,200	0	1,570,800	4,244,400	5,815,200	
132204918305	2006	2007		1525	1,570,800	3,888,600	5,459,400	0	1,570,800	3,888,600	5,459,400	
132204918305	2005	2006		1525	1,439,900	3,879,300	5,319,200	0	1,439,900	3,879,300	5,319,200	
132204918305	2004	2005		1525	1,439,900	3,779,700	5,219,600	0	1,439,900	3,779,700	5,219,600	
132204918305	2003	2004		1525	1,439,900	3,780,000	5,219,900	0	1,439,900	3,780,000	5,219,900	
132204918305	2002	2003		1525	1,439,900	3,802,900	5,242,800	0	1,439,900	3,802,900	5,242,800	
132204918305	2001	2002		1525	1,309,000	3,933,900	5,242,900	0	1,309,000	3,933,900	5,242,900	
132204918305	2000	2001		1525	1,309,000	3,948,500	5,257,500	0	1,309,000	3,948,500	5,257,500	
132204918305	1999	2000		1525	1,178,100	3,920,100	5,098,200	0	1,178,100	3,920,100	5,098,200	
132204918305	1998	1999		1525	1,178,100	2,675,900	3,854,000	0	1,178,100	2,675,900	3,854,000	
132204918305	1997	1998		1525	0	0	0	0	1,178,100	2,675,900	3,854,000	
132204918305	1996	1997		1525	0	0	0	0	1,151,900	2,702,100	3,854,000	
132204918305	1994	1995		1525	0	0	0	0	1,151,900	2,702,100	3,854,000	
132204918305	1992	1993		1525	0	0	0	0	1,047,200	2,867,200	3,914,400	
132204918305	1991	1992		1525	0	0	0	0	850,800	2,957,900	3,808,700	
132204918305	1990	1991		1525	0	0	0	0	850,800	2,949,200	3,800,000	
132204918305	1988	1989		1525	0	0	0	0	850,800	3,149,200	4,000,000	
132204918305	1987	1988		1525	0	0	0	0	841,900	2,952,600	3,794,500	
132204918305	1986	1987		1525	0	0	0	0	841,900	2,938,400	3,780,300	
132204918305	1984	1985		1525	0	0	0	0	785,400	2,486,000	3,271,400	
132204918305	1982	1983		1525	0	0	0	0	327,200	2,943,200	3,270,400	

SALES HISTORY

Excise Number	Recording Number	Document Date	Sale Price	Seller Name	Buyer Name	Instrument	Sale Reason
3161583	20211201000702	10/25/2021	\$27,610,112.00	EXETER 1220 2ND LLC	POOL 5 INDUSTRIAL WA LLC	Bargain and Sales Deed	Other
3032982	20200207000944	2/6/2020	\$16,700,000.00	STEVENSON/KENT PROPERTY LLC	EXETER 1220 2ND LLC	Bargain and Sales Deed	None

1824433	20010620001832	6/14/2001	\$1,500,000.00	SUN LIFE ASSURANCE COMPANY OF CANADA	STEVENSON/KENT PROPERTY LLC	Special Warranty Deed	None
---------	----------------	-----------	----------------	--------------------------------------	-----------------------------	-----------------------	------

REVIEW HISTORY

PERMIT HISTORY

Permit Number	Permit Description	Type	Issue Date	Permit Value	Issuing Jurisdiction	Reviewed Date
CNST-2190760	CONSTRUCT ELEVATED; EXTERIOR ACCESS ONLY; COMMERCIAL ELECTRICAL SWITCH GEAR ROOM ADDITION OVER (E) XFRMS IN REAR OF BUILDINGTYPE OF CONSTRUCTION: III-B (E) & (N)OCCUPANCY GROUP: F-2 (E) & (N)ISQUARE FOOTAGE: 1200 UNHEATED/UNCOOLED ELECTRICAL	Remodel	8/8/2019	\$101,472	KENT	10/5/2021
CNST-2192961	CONSTRUCTION OF NEW FOUNDATION AND STRUCTURAL FRAME ONLY FOR PERMIT APPLICATION NUMBER: 2190760.	Other	7/16/2019	\$500	KENT	10/1/2020
CNST-2191148	COMMERCIAL ALTERATION. SCOPE OF WORK: WITHIN EXISTING MANUFACTURING BUILDING; REMOVE EXISTING CONVEYOR SYSTEM AND INSTALL NEW SYSTEM WITH NEW CONNECTIONS TO EXISTING CONCRETE SLAB.2015 IBC. B; F-1; S-1; III-B fully sprinkled. Structural analysis	Other	3/26/2019	\$176,000	KENT	9/24/2020
CNST-2181147	CONVEYOR BELT	Other	3/26/2019	\$176,000	KENT	7/1/2019

HOME IMPROVEMENT EXEMPTION

- [New Search](#)
- [Property Tax Bill](#)
- [Map This Property](#)
- [Glossary of Terms](#)
- [Area Report](#)
- [Print Property Detail](#)

[ADVERTISEMENT](#)

Updated: June 24, 2021

Share Tweet Email

Information for...

- Residents
- Businesses
- Job seekers
- Volunteers
- King County employees

Do more online

- Trip Planner
- Property tax information & payment
- Jail inmate look up
- Parcel viewer or iMap
- Public records
- More online tools...

Get help

- Contact us
- Customer service
- Phone list
- Employee directory
- Subscribe to alerts



© King County, WA 2022 Privacy Accessibility Terms of use

Information for...

Get help

Do more online

King County Department of Assessments

Setting values, serving the community, and promoting fairness and equity.

You're In: [Assessor](#) >> [Look up Property Info](#) >> [eReal Property](#)

Department of Assessments

201 South Jackson Street, Room 708 Seattle, WA 98104

Office Hours: Mon - Fri 8:30 a.m. to 4:30 p.m.

TEL: 206-296-7300
FAX: 206-296-5107
TTY: 206-296-7888

[Send us mail](#)

- [New Search](#)
- [Property Tax Bill](#)
- [Map This Property](#)
- [Glossary of Terms](#)
- [Area Report](#)
- [Print Property Detail](#)

ADVERTISEMENT

PARCEL DATA

Parcel	383090-0400	Jurisdiction	KENT
Name	IC INDUSTRIAL REIT	Levy Code	1526
Site Address	1220 2ND AVE N 98032	Property Type	C
Geo Area	70-50	Plat Block / Building Number	
Spec Area	500-45	Plat Lot / Unit Number	31-39-40
Property Name	REXAM BEVERAGE CAN	Quarter-Section-Township-Range	NE-13-22-4

Legal Description

KENT VALLEY INDUSTRIAL PARK LOT 1 KENT SP 78-12 REC AF # 7805160868 SD SP DAF ALL OF LOTS 31-39-40 AKA POR SPC 78-11

PLat Block:

Plat Lot: 31-39-40

LAND DATA

Click the camera to see more pictures.

Highest & Best Use As If Vacant	COMMERCIAL SERVICE
Highest & Best Use As Improved	PRESENT USE
Present Use	Warehouse
Land SqFt	235,224
Acres	5.40

Percentage Unusable	
Unbuildable	NO
Restrictive Size Shape	NO
Zoning	I2
Water	WATER DISTRICT
Sewer/Septic	PUBLIC
Road Access	PUBLIC
Parking	ADEQUATE
Street Surface	PAVED

Views	
Rainier	
Territorial	
Olympics	
Cascades	
Seattle Skyline	
Puget Sound	
Lake Washington	
Lake Sammamish	
Lake/River/Creek	
Other View	

Waterfront	
Waterfront Location	
Waterfront Footage	0
Lot Depth Factor	0
Waterfront Bank	
Tide/Shore	
Waterfront Restricted Access	
Waterfront Access Rights	NO
Poor Quality	NO
Proximity Influence	NO

Designations	
Historic Site	
Current Use	(none)
Nbr Bldg Sites	
Adjacent to Golf Fairway	NO
Adjacent to Greenbelt	NO
Other Designation	NO
Deed Restrictions	NO
Development Rights Purchased	NO
Easements	NO
Native Growth Protection Easement	NO
DNR Lease	NO

Nuisances	
Topography	
Traffic Noise	
Airport Noise	
Power Lines	NO
Other Nuisances	NO

Problems	
Water Problems	NO
Transportation Concurrency	NO
Other Problems	NO

Environmental	
Environmental	NO

BUILDING

Building Number	1
Building Description	WAREHOUSE
Number Of Buildings Aggregated	1
Predominant Use	WAREHOUSE, DISTRIBUTION (407)
Shape	Rect or Slight Irreg
Construction Class	MASONRY
Building Quality	AVERAGE

Picture of Building 1



Reference Links:

- [King County Tax Links](#)
- [Property Tax Advisor](#)
- [Washington State Department of Revenue \(External link\)](#)
- [Washington State Board of Tax Appeals \(External link\)](#)
- [Board of Appeals/Equalization](#)
- [Districts Report](#)
- [iMap](#)
- [Recorder's Office](#)
- [Scanned images of surveys and other map documents](#)
- [Scanned images of plats](#)

ADVERTISEMENT

Stories	1
Building Gross Sq Ft	100,000
Building Net Sq Ft	100,000
Year Built	1979
Eff. Year	1980
Percentage Complete	100
Heating System	SPACE HEATERS
Sprinklers	Yes
Elevators	

Section(s) Of Building Number: 1

Section Number	Section Use	Description	Stories	Height	Floor Number	Gross Sq Ft	Net Sq Ft
2	WAREHOUSE OFFICE (810)		1	12	0	3,722	3,722
1	WAREHOUSE, DISTRIBUTION (407)		1	32		96,278	96,278

TAX ROLL HISTORY

Account	Valued Year	Tax Year	Omit Year	Levy Code	Appraised Land Value (\$)	Appraised Imps Value (\$)	Appraised Total Value (\$)	New Dollars (\$)	Taxable Land Value (\$)	Taxable Imps Value (\$)	Taxable Total Value (\$)	Tax Value Reason
383090040007	2021	2022		1526	4,057,600	8,861,500	12,919,100	0	4,057,600	8,861,500	12,919,100	
383090040007	2020	2021		1526	3,410,700	8,973,700	12,384,400	0	3,410,700	8,973,700	12,384,400	
383090040007	2019	2020		1526	2,881,400	9,668,100	12,549,500	0	2,881,400	9,668,100	12,549,500	
383090040007	2018	2019		1526	2,469,800	7,049,700	9,519,500	0	2,469,800	7,049,700	9,519,500	
383090040007	2017	2018		1526	2,234,600	7,199,900	9,434,500	0	2,234,600	7,199,900	9,434,500	
383090040007	2016	2017		1525	2,117,000	4,485,500	6,602,500	0	2,117,000	4,485,500	6,602,500	
383090040007	2015	2016		1525	1,940,500	3,749,200	5,689,700	0	1,940,500	3,749,200	5,689,700	
383090040007	2014	2015		1525	1,822,900	3,544,100	5,367,000	0	1,822,900	3,544,100	5,367,000	
383090040007	2013	2014		1525	1,822,900	3,039,000	4,861,900	0	1,822,900	3,039,000	4,861,900	
383090040007	2012	2013		1525	1,705,300	2,949,400	4,654,700	0	1,705,300	2,949,400	4,654,700	
383090040007	2011	2012		1525	1,705,300	3,005,500	4,710,800	0	1,705,300	3,005,500	4,710,800	
383090040007	2010	2011		1525	1,705,300	3,005,500	4,710,800	0	1,705,300	3,005,500	4,710,800	
383090040007	2009	2010		1525	1,552,400	3,365,400	4,917,800	0	1,552,400	3,365,400	4,917,800	
383090040007	2008	2009		1525	1,411,300	3,649,400	5,060,700	0	1,411,300	3,649,400	5,060,700	
383090040007	2007	2008		1525	1,411,300	4,080,000	5,491,300	0	1,411,300	4,080,000	5,491,300	
383090040007	2006	2007		1525	1,411,300	3,345,900	4,757,200	0	1,411,300	3,345,900	4,757,200	
383090040007	2005	2006		1525	1,293,700	3,321,500	4,615,200	0	1,293,700	3,321,500	4,615,200	
383090040007	2004	2005		1525	1,293,700	3,241,500	4,535,200	0	1,293,700	3,241,500	4,535,200	
383090040007	2003	2004		1525	1,293,700	3,245,100	4,538,800	0	1,293,700	3,245,100	4,538,800	
383090040007	2002	2003		1525	1,293,700	2,938,700	4,232,400	0	1,293,700	2,938,700	4,232,400	
383090040007	2001	2002		1525	0	0	0	0	1,176,100	3,056,300	4,232,400	
383090040007	2000	2001		1525	1,176,100	2,823,900	4,000,000	0	1,176,100	2,823,900	4,000,000	
383090040007	1999	2000		1525	1,058,500	2,113,300	3,171,800	0	1,058,500	2,113,300	3,171,800	
383090040007	1998	1999		1525	1,058,500	1,584,700	2,643,200	0	1,058,500	1,584,700	2,643,200	
383090040007	1997	1998		1525	0	0	0	0	1,058,500	1,584,700	2,643,200	
383090040007	1996	1997		1525	0	0	0	0	893,900	1,749,300	2,643,200	
383090040007	1994	1995		1525	0	0	0	0	893,900	1,749,300	2,643,200	
383090040007	1992	1993		1525	0	0	0	0	823,200	1,726,800	2,550,000	
383090040007	1990	1991		1525	0	0	0	0	764,400	1,560,600	2,325,000	
383090040007	1989	1990		1525	0	0	0	0	764,400	1,570,600	2,335,000	
383090040007	1988	1989		1525	0	0	0	0	764,400	1,570,600	2,335,000	
383090040007	1987	1988		1525	0	0	0	0	756,400	1,578,600	2,335,000	
383090040007	1986	1987		1525	0	0	0	0	756,400	1,578,600	2,335,000	
383090040007	1984	1985		1525	0	0	0	0	705,600	1,725,300	2,430,900	
383090040007	1982	1983		1525	0	0	0	0	294,000	2,056,200	2,350,200	

SALES HISTORY

Excise Number	Recording Number	Document Date	Sale Price	Seller Name	Buyer Name	Instrument	Sale Reason
2876638	20170712001815	7/11/2017	\$10,100,000.00	LIGHTNING PROPRO II LLC	IC INDUSTRIAL REIT	Statutory Warranty Deed	None
2671367	20140602001608	5/30/2014	\$9,000,000.00	PROLOGIS TARGETED U S LOGISTICS FUND L P	LIGHTNING PROPCO II LLC	Special Warranty Deed	None
2513002	20111006001428	10/5/2011	\$18,500,000.00	AMB-SGP SEATTLE/BOSTON LLC	PROLOGIS TARGETED US LOGISTICS FUND LP	Bargain and Sales Deed	None
1893049	20020621001131	6/18/2002	\$16,400,000.00	AMB/NDP LOCAL L P	AMB/SGP SEATTLE/BOSTON L L C	Special Warranty Deed	None
1647030	199810292511	10/19/1998	\$7,487,673.00	EQUITABLE LIFE ASSURANCE	AMB/NDP LOCAL L.P	Special Warranty Deed	None

REVIEW HISTORY

--	--	--	--	--	--	--	--

Tax Year	Review Number	Review Type	Appealed Value	Hearing Date	Settlement Value	Decision	Status
2021	99468	State Appeal	\$12,384,400	1/1/1900	\$0		Active
2021	2001947	Local Appeal	\$12,384,400	1/3/1900	\$12,384,400	SUSTAIN	Completed
2020	98158	State Appeal	\$12,549,500	1/1/1900	\$0		Active
2020	1903779	Local Appeal	\$12,549,500	1/2/1900	\$12,549,500	SUSTAIN	Completed
2008	0701164	Local Appeal	\$5,491,300	1/1/1900	\$0		Completed
2004	0304244	Local Appeal	\$4,538,800	1/1/1900	\$4,538,800	SUSTAIN	Completed
2003	0207225	Local Appeal	\$5,073,900	1/1/1900	\$0		Completed
2002	0104722	Local Appeal	\$5,076,200	1/1/1900	\$4,232,400	REVISE, ASSESSOR RECOMMENDED	Completed
1989	8807327	Local Appeal	\$2,700,000	1/1/1900	\$2,335,000	REVISE, ASSESSOR RECOMMENDED	Completed
1987	8670940	Local Appeal	\$2,795,700	1/1/1900	\$2,335,000	REVISE, ASSESSOR RECOMMENDED	Completed

PERMIT HISTORY

Permit Number	Permit Description	Type	Issue Date	Permit Value	Issuing Jurisdiction	Reviewed Date
CNST-2204240	REPLACE 4-TON RTU HEAT PUMP; LIKE FOR LIKE. Engineer of Record: Dong Il Shin - 28398 Mechanical Engineer; David Dustin Happe - 48946.	Other	4/29/2021	\$0	KENT	8/11/2021
CNST-2192847	INSTALLATION OF NEW 6KG NATURAL GAS GENERATOR WITH ASSOCIATED GAS PIPING. SPECIAL INSPECTION: KRAZAN & ASSOC. 825 CENTER ST.; STE A; TACOMA; WA 98409(253) 939-2500.	Other	7/5/2019	\$2,500	KENT	7/13/2020
CMAL-2151312	INSTALL A LAYER OF 1/2" HD ISO OVER EXISTING BUR ROOF. INSTALL 60 MILL PVC GRAY PER VERSICOS SPECS. FULL 20 YEAR LABOR AND MATERIALS WARRANTY.,	Other	4/24/2015	\$500,000	KENT	
13836	None	Building, New	8/3/1998	\$40,660	KENT	

HOME IMPROVEMENT EXEMPTION

- [New Search](#)
- [Property Tax Bill](#)
- [Map This Property](#)
- [Glossary of Terms](#)
- [Area Report](#)
- [Print Property Detail](#)
-

[ADVERTISEMENT](#)

Updated: June 24, 2021

[Share](#) [Tweet](#) [Email](#)

Information for...

- Residents
- Businesses
- Job seekers
- Volunteers
- King County employees

Do more online

- Trip Planner
- Property tax information & payment
- Jail inmate look up
- Parcel viewer or iMap
- Public records
- More online tools...

Get help

- Contact us
- Customer service
- Phone list
- Employee directory
- Subscribe to alerts



© King County, WA 2022 Privacy Accessibility Terms of use

Information for...

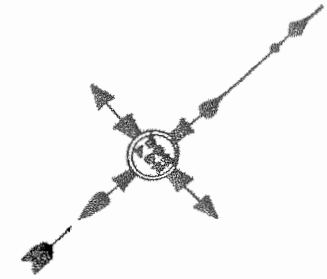
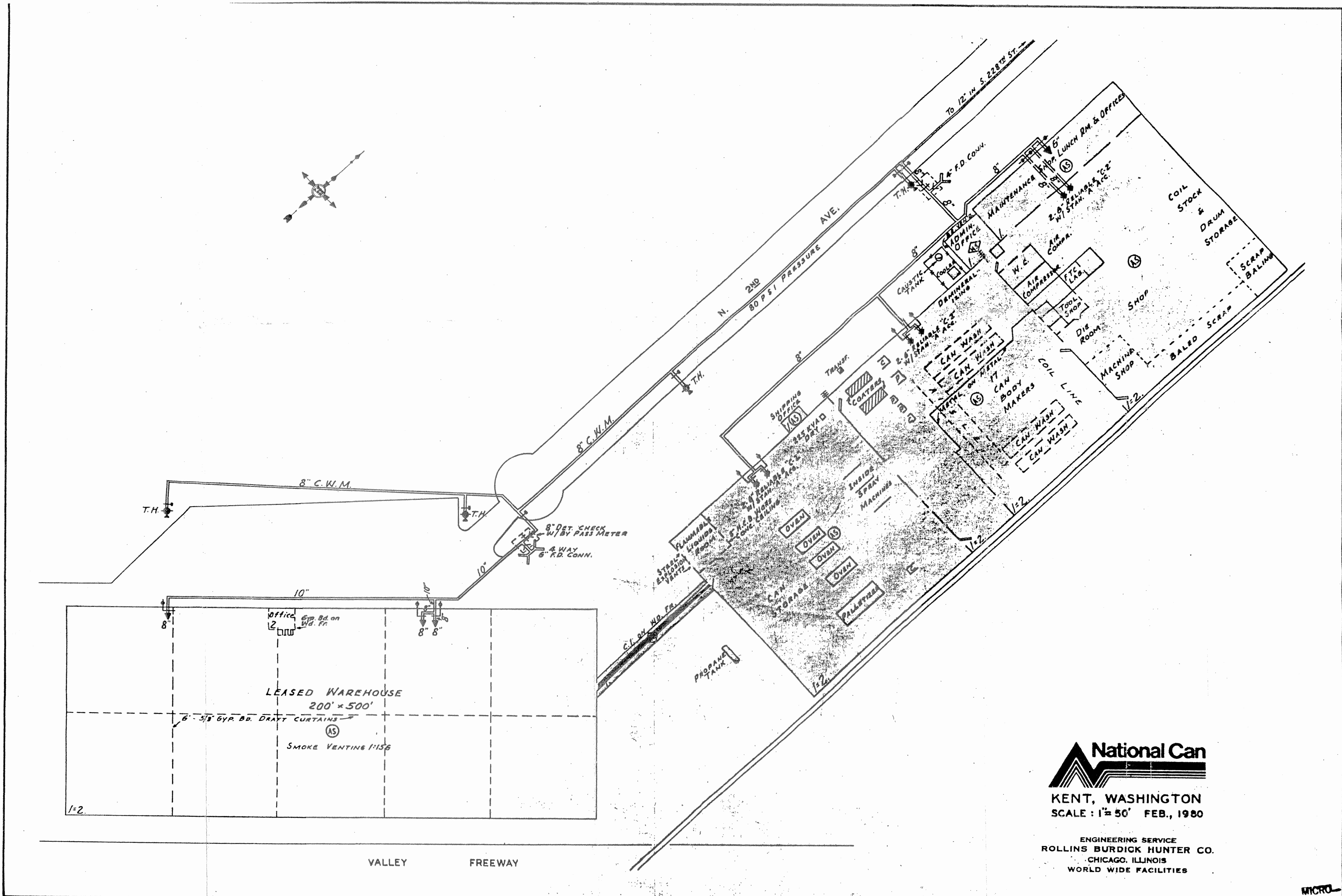
[Get help](#)

Do more online



APPENDIX 2

Historical Manufacturing Layout



KENT, WASHINGTON
 SCALE: 1" = 50' FEB., 1980

ENGINEERING SERVICE
 ROLLINS BURDICK HUNTER CO.
 CHICAGO, ILLINOIS
 WORLD WIDE FACILITIES

MICRO



APPENDIX 3

Soil Sample Locations with VOC and TPH Concentrations

C-2-24	EX-2-3	EX-2-4	EX-2-5
0-2.5	0.0-0.5	0.0-0.5	0.0-0.5
ND	ND	0.97	ND
ND	ND	ND	ND
ND	ND	ND	ND
ND	ND	ND	ND

ALL UNITS IN $\mu\text{g}/\text{Kg}$, DEPTH IN FEET BELOW SURFACE OF BUILDING FLOOR

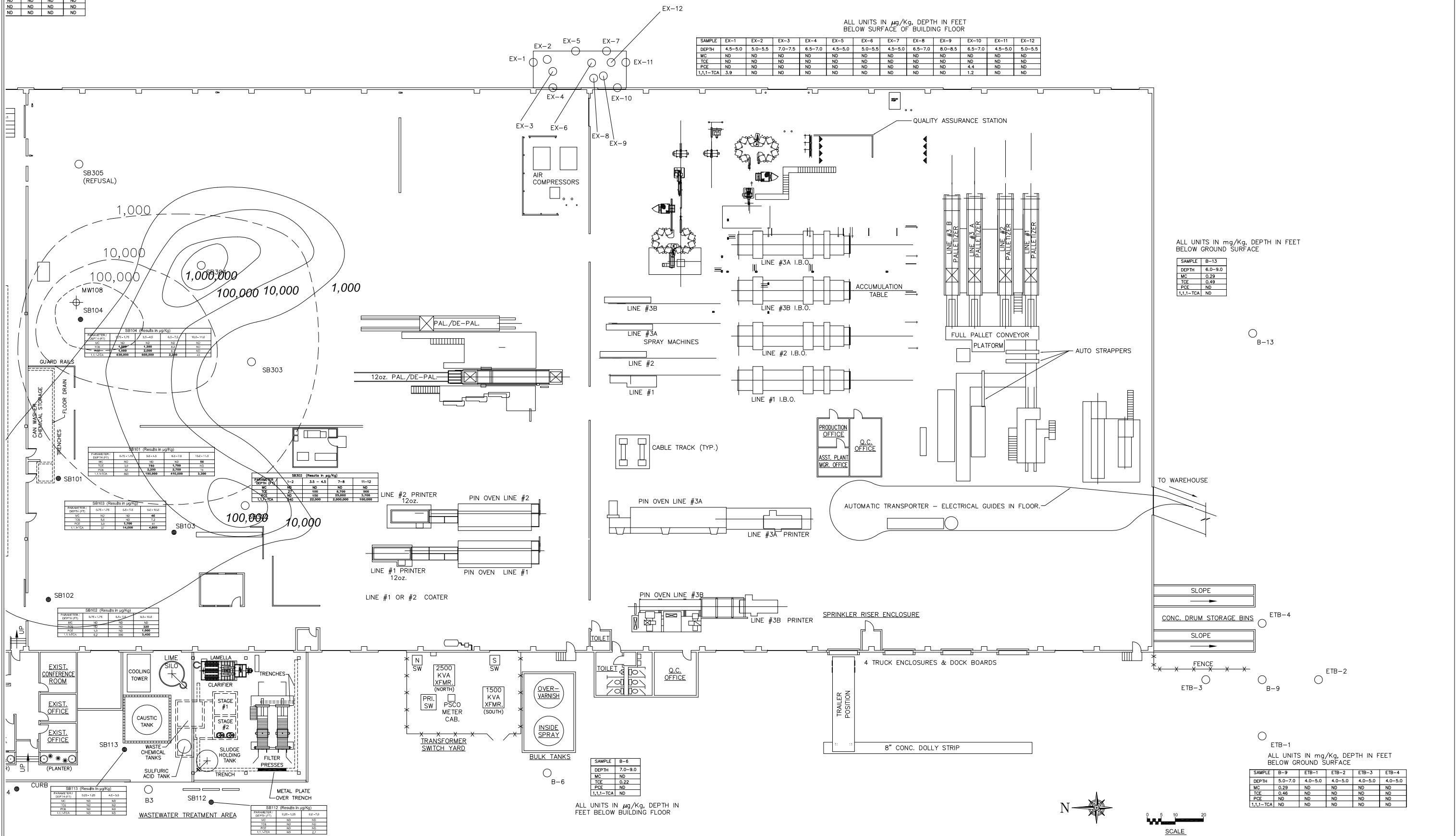
SAMPLE	EX-1	EX-2	EX-3	EX-4	EX-5	EX-6	EX-7	EX-8	EX-9	EX-10	EX-11	EX-12
DEPTH	4.5-5.0	5.0-5.5	7.0-7.5	6.5-7.0	4.5-5.0	5.0-5.5	4.5-5.0	6.5-7.0	8.0-8.5	6.5-7.0	4.5-5.0	5.0-5.5
MC	ND	ND	ND	ND	ND	ND	ND	ND	ND	ND	ND	ND
TCE	ND	ND	ND	ND	ND	ND	ND	ND	ND	ND	ND	ND
PCE	ND	ND	ND	ND	ND	ND	ND	ND	ND	4.4	ND	ND
1,1,1-TCA	3.9	ND	ND	ND	ND	ND	ND	ND	ND	1.2	ND	ND

ALL UNITS IN mg/Kg , DEPTH IN FEET BELOW GROUND SURFACE

SAMPLE	B-13
DEPTH	6.0-9.0
MC	0.29
TCE	0.49
PCE	ND
1,1,1-TCA	ND

ALL UNITS IN mg/Kg , DEPTH IN FEET BELOW GROUND SURFACE

SAMPLE	B-9	ETB-1	ETB-2	ETB-3	ETB-4
DEPTH	5.0-7.0	4.0-5.0	4.0-5.0	4.0-5.0	4.0-5.0
MC	0.29	ND	ND	ND	ND
TCE	0.46	ND	ND	ND	ND
PCE	ND	ND	ND	ND	ND
1,1,1-TCA	ND	ND	ND	ND	ND



LEGEND:
 MC = Methylene Chloride
 TCE = Trichloroethene
 PCE = Tetrachloroethene
 1,1,1-TCA = 1,1,1-Trichloroethane
 Bolded concentrations exceed the MTCA Method A Cleanup Level.

LEGEND:
 ⊕ = GROUNDWATER MONITORING WELL
 ● = SOIL SAMPLE LOCATION, 2011
 ■ = HYDRAULIC OIL RELEASE, 2011
 ○ = ALL OTHER SOIL BORING OR SAMPLE LOCATIONS

Envision Environmental, Inc.
 11 Sleepy Hollow Court, Allentown, NJ 08501
 Phone: 609-208-1885 Fax: 609-208-1889

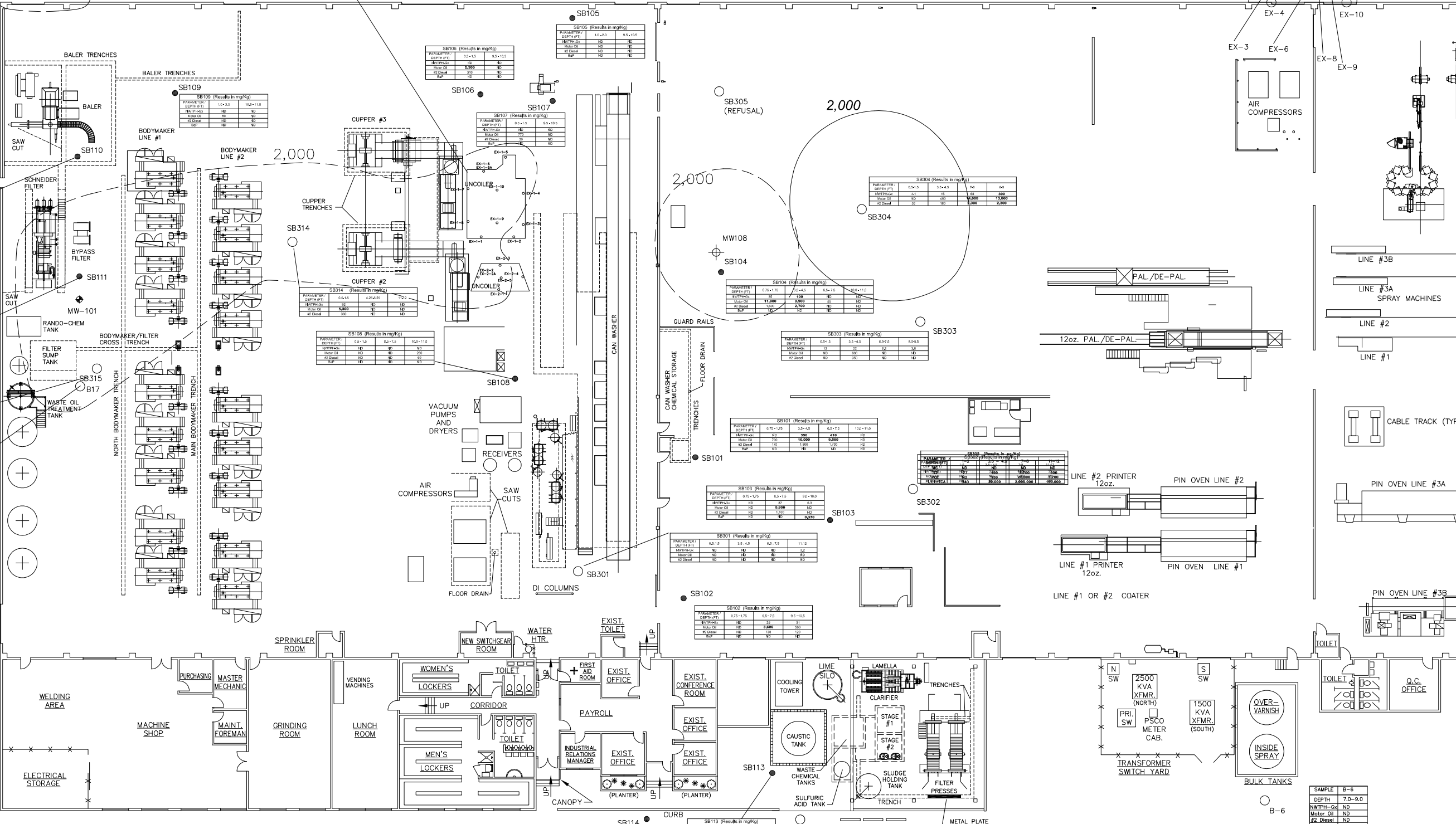
REXAM BEVERAGE CAN COMPANY
 1220 NORTH 2nd AVENUE
 KENT, WA 98032
 SOIL BORING and SAMPLE LOCATIONS
 with VOC CONCENTRATIONS

Revisions:	Project No.
	302.REX
	Date: 05/16/15
	Scale: As Shown
	Drawing No.
	FIGURE 13A

SAMPLE	SB204A	SB201A	SB202A	SB203A	SB204A	SB204B	SB205A	SB206A	SB206B	SB206C	SB206D	SB207A	SB207B	SB208A	SB208B	SB209A	SB209B
DEPTH	0.3-0.8	0.0-0.5	0.0-0.5	0.0-0.5	0.3-0.8	2.0-2.5	0.0-0.5	0.0-0.5	1.5-2.0	2.0-2.5	3.5-4.0	1.5-2.0	2.0-2.25	1.5-2.0	2.0-2.25	1.5-2.0	2.0-2.25
NWTPH-Gx	NA	NA	NA	NA	NA	NA	NA	NA	NA	NA	NA	NA	NA	NA	NA	NA	NA
Motor Oil	ND	ND	ND	ND	262	ND	110	NA	NA	NA	NA	NA	NA	NA	NA	NA	NA
#2 Diesel	ND	ND	ND	ND	320	3,000	ND	370	6,600	11,000	4,600	ND	ND	ND	ND	ND	ND
BaP	NA	0.015	ND	ND	ND	ND	ND	ND	ND	ND	ND	ND	ND	ND	ND	ND	ND

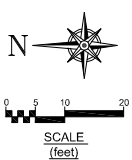
ALL UNITS IN mg/Kg, DEPTH IN FEET BELOW SURFACE OF BUILDING FLOOR

SAMPLE	EX-1-1	EX-1-2	EX-1-3	EX-1-4	EX-1-5	EX-1-6	EX-1-8A	EX-1-7	EX-1-8	EX-1-9	EX-1-10	EX-2-1	EX-2-2	EX-2-2A	EX-2-3	EX-2-4	EX-2-5
DEPTH	0.0-0.5	0.0-0.5	0.0-0.5	0.0-0.5	0.0-0.5	0.0-0.5	2.0-2.5	0.0-0.5	0.0-0.5	0.0-0.5	0.0-0.5	0.0-0.5	0.0-0.5	0.0-0.5	2.0-2.5	0.0-0.5	0.0-0.5
NWTPH-Gx	5.0	ND	ND	6.7	4.9	32	ND	14	18	5.2	6.8	29	44	3.8	2.9	ND	ND
Motor Oil	3,400	640	1,700	21,000	24,000	64,000	2,600	21,000	76,000	12,000	31,000	47,000	59,000	1,400	27,000	650	14,000
#2 Diesel	570	270	290	3,700	6,100	10,000	450	10,000	8,600	1,900	4,800	5,800	7,800	240	6,500	82	1,700
BaP	ND	ND	ND	ND	ND	ND	ND	ND	ND	ND	ND	ND	ND	ND	ND	ND	ND



Total TPH Isoleth, < 2 feet bgs

Total TPH Isoleth, > 8 feet bgs



LEGEND:

NWTPH-Gx = NorthWest Total Petroleum Hydrocarbon-Gasoline Fraction
 Motor Oil = NWTPH-Diesel Fraction (>C25-C36)
 #2 Diesel = NWTPH-Diesel Fraction (C10-C25)
 BaP = Benzo(a)Pyrene
 NA = Not Analyzed

Bolded concentrations exceed the MTCA Method A Cleanup Level.

LEGEND:

⊕ = GROUNDWATER MONITORING WELL
 ● = SOIL SAMPLE LOCATION, 2011
 ■ = HYDRAULIC OIL RELEASE, 2011
 ○ = ALL OTHER SOIL BORING OR SAMPLE LOCATIONS



REXAM BEVERAGE CAN COMPANY
 1220 NORTH 2nd AVENUE
 KENT, WA 98032

SOIL BORING and SAMPLE LOCATIONS with TPH and SVOC CONCENTRATIONS

Revisions:	Project No.
	302.REX
	Date: 05/18/15
	Scale: As Shown
	Drawing No.
	FIGURE 14

EX-2-3	EX-2-4	EX-2-5
0.0-0.5	0.0-0.5	0.0-0.5
2.9	ND	14
72,000	680	14,000
8,500	82	1,200
ND	ND	ND

ALL UNITS IN mg/Kg, DEPTH IN FEET BELOW SURFACE OF BUILDING FLOOR

SAMPLE	EX-1	EX-2	EX-3	EX-4	EX-5	EX-6	EX-7	EX-8	EX-9	EX-10	EX-11	EX-12
DEPTH	4.5-5.0	5.0-5.5	7.0-7.5	6.5-7.0	4.5-5.0	5.0-5.5	4.5-5.0	6.5-7.0	8.0-8.5	6.5-7.0	4.5-5.0	5.0-5.5
NWTPH-Gx	ND	ND	13	8.6	ND	32	ND	ND	4.5	62	6.3	ND
Motor Oil	ND	ND	ND	ND	ND	ND	3.5	ND	ND	510	ND	ND
#2 Diesel	ND	ND	ND	ND	ND	ND	ND	ND	ND	250	ND	ND
BaP	ND	ND	ND	ND	ND	ND	ND	ND	ND	ND	ND	ND

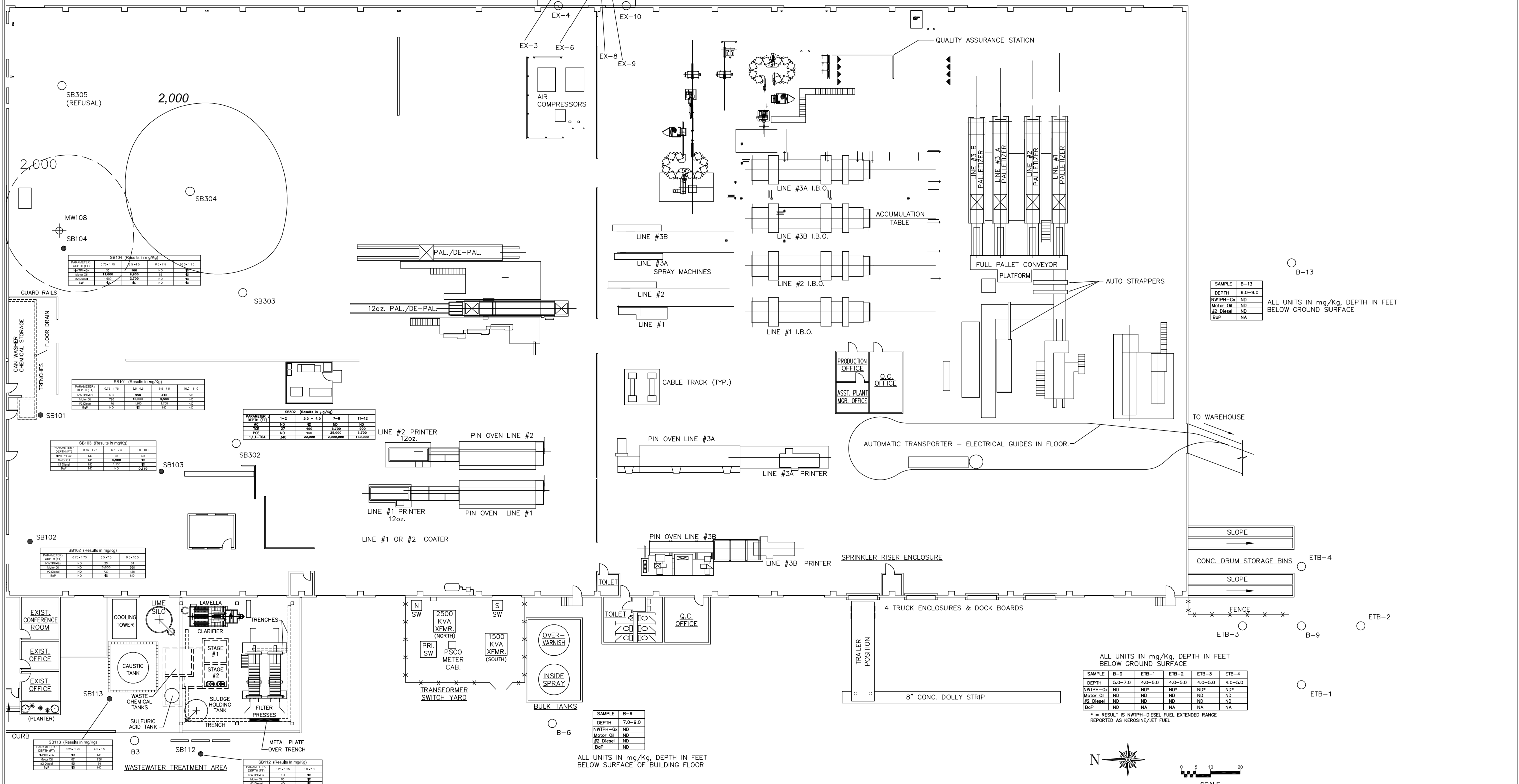
ALL UNITS IN mg/Kg, DEPTH IN FEET BELOW GROUND SURFACE

SAMPLE	B-13
DEPTH	6.0-9.0
NWTPH-Gx	ND
Motor Oil	ND
#2 Diesel	ND
BaP	NA

ALL UNITS IN mg/Kg, DEPTH IN FEET BELOW GROUND SURFACE

SAMPLE	B-9	ETB-1	ETB-2	ETB-3	ETB-4
DEPTH	5.0-7.0	4.0-5.0	4.0-5.0	4.0-5.0	4.0-5.0
NWTPH-Gx	ND	ND*	ND*	ND*	ND*
Motor Oil	ND	ND	ND	ND	ND
#2 Diesel	ND	ND	ND	ND	ND
BaP	ND	NA	NA	NA	NA

* = RESULT IS NWTPH-DIESEL FUEL EXTENDED RANGE REPORTED AS KEROSENE/JET FUEL



LEGEND:
 NWTPH-Gx = NorthWest Total Petroleum Hydrocarbon-Gasoline Fraction
 Motor Oil = NWTPH-Diesel Fraction (>C25-C36)
 #2 Diesel = NWTPH-Diesel Fraction (C10-C25)
 BaP = Benzo(a)Pyrene
 NA = Not Analyzed

Bolded concentrations exceed the MTCA Method A Cleanup Level.

LEGEND:
 ● = GROUNDWATER MONITORING WELL
 ● = SOIL SAMPLE LOCATION, 2011
 ■ = HYDRAULIC OIL RELEASE, 2011
 ○ = ALL OTHER SOIL BORING OR SAMPLE LOCATIONS



REXAM BEVERAGE CAN COMPANY
 1220 NORTH 2nd AVENUE
 KENT, WA 98032

SOIL BORING and SAMPLE LOCATIONS with TPH and SVOC CONCENTRATIONS

Revisions:	Project No.
	302.REX
	Date: 05/18/15
	Scale: As Shown
	Drawing No.
	FIGURE 14A



APPENDIX 4

Soil Data Summary Tables from ENVISION's 2013 Progress Report

Table 3
Soil Analytical Results - VOCs
Building Exterior
REXAM BEVERAGE CAN COMPANY
Kent, Washington

Sample ID Laboratory ID No.	MTCA Method A		MTCA Method B Unrestricted Land Use Value (Direct Contact)	USEPA Risk- Based SSL Protection of Groundwater	SB112	SB112	SB113	SB113
	Cleanup Level Unrestricted Land Use	Cleanup Level Industrial Properties			580-27282-31	580-27282-32	580-27282-33	580-27282-35
					7/6/2011 0.25 - 1.25	7/6/2011 6.0 - 7.0	7/6/2011 0.25 - 1.25	7/6/2011 4.5 - 5.5
Volatile Organic Compounds (µg/Kg)								
Dichlorodifluoromethane	NE	NE	16,000,000	300	ND (0.96)	ND (1.4)	ND (0.88)	ND (0.90)
Chloromethane	NE	NE	NE	49	ND (0.96)	ND (1.4)	ND (0.88)	ND (0.90)
Vinyl chloride	NE	NE	240,000	0.0053	ND (0.96)	89	ND (0.88)	2.9
Bromomethane	NE	NE	110,000	1.8	ND (0.96)	ND (1.4)	ND (0.88)	ND (0.90)
Chloroethane (ethyl chloride)	NE	NE	NE	5,900	ND (0.96)	1,600 H	ND (0.88)	21
Trichlorofluoromethane	NE	NE	24,000,000	690	ND (0.96)	ND (1.4)	ND (0.88)	ND (0.90)
1,1-Dichloroethene	NE	NE	4,000,000	93	ND (4.8)	ND (7.1)	ND (4.4)	ND (4.5)
Methylene chloride (Dichloromethane)	20	20	130,000	2.5	ND (14)	ND (21)	ND (13)	ND (14)
trans-1,2-Dichloroethene	NE	NE	1,600,000	25	ND (0.96)	ND (1.4)	ND (0.88)	ND (0.90)
1,1-Dichloroethane	NE	NE	16,000,000	0.68	ND (0.96)	18	ND (0.88)	77
2,2-Dichloropropane	NE	NE	NE	NE	ND (0.96)	ND (1.4)	ND (0.88)	ND (0.90)
cis-1,2-Dichloroethene	NE	NE	160,000	8.2	ND (0.96)	ND (1.4)	ND (0.88)	ND (0.90)
Chlorobromomethane (Bromochloromethane)	NE	NE	NE	21	ND (0.96)	ND (1.4)	ND (0.88)	ND (0.90)
Chloroform	NE	NE	800,000	0.053	ND (0.96)	ND (1.4)	ND (0.88)	ND (0.90)
Carbon tetrachloride	NE	NE	14,000	0.15	ND (0.96)	ND (1.4)	ND (0.88)	ND (0.90)
1,1-Dichloropropene	NE	NE	NE	NE	ND (0.96)	ND (1.4)	ND (0.88)	ND (0.90)
Benzene	30	30	18,000	0.20	ND (0.96)	ND (1.4)	ND (0.88)	ND (0.90)
1,2-Dichloroethane (EDC)	NE	NE	11,000	0.042	ND (0.96)	1.4	ND (0.88)	ND (0.90)
Trichloroethene	30	30	12,000	0.16	ND (0.96)	ND (1.4)	ND (0.88)	ND (0.90)
1,2-Dichloropropane	NE	NE	NE	0.13	ND (0.96)	ND (1.4)	ND (0.88)	ND (0.90)
Acetone	NE	NE	72,000,000	2,400	37	320	ND (13)	86
Dibromomethane (methylene bromide)	NE	NE	800,000	1.9	ND (0.96)	ND (1.4)	ND (0.88)	ND (0.90)
Dichlorobromomethane (bromodichloromethane)	NE	NE	16,000	0.032	ND (0.96)	ND (1.4)	ND (0.88)	ND (0.90)
cis-1,3-Dichloropropene	NE	NE	10,000 c	0.15 c	ND (0.96)	ND (1.4)	ND (0.88)	ND (0.90)
Toluene	7,000	7,000	6,400,000	590	ND(1.9)	4.7	ND (1.8)	ND (1.8)
trans-1,3-Dichloropropene	NE	NE	10,000 c	0.15 c	ND (0.96)	ND (1.4)	ND (0.88)	ND (0.90)
1,1,2-Trichloroethane	NE	NE	18,000	0.077	ND (0.96)	ND (1.4)	ND (0.88)	ND (0.90)
Tetrachloroethene	50	50	480,000	4.4	ND (0.96)	ND (1.4)	ND (0.88)	ND (0.90)
1,3-Dichloropropane	NE	NE	NE	99	ND (0.96)	ND (1.4)	ND (0.88)	ND (0.90)
Chlorodibromomethane (dibromochloromethane)	NE	NE	12,000	0.039	ND (0.96)	ND (1.4)	ND (0.88)	ND (0.90)
Ethylene dibromide (EDB)	5	5	500	NE	ND (0.96)	ND (1.4)	ND (0.88)	ND (0.90)
Chlorobenzene	NE	NE	1,600,000	49	ND (0.96)	ND (1.4)	ND (0.88)	ND (0.90)
Ethylbenzene	6,000	6,000	8,000,000	1.5	ND (0.96)	ND (1.4)	ND (0.88)	ND (0.90)
1,1,1,2-Tetrachloroethane	NE	NE	38,000	0.19	ND (0.96)	ND (1.4)	ND (0.88)	ND (0.90)
1,1,2,2-Tetrachloroethane	NE	NE	500	0.026	ND(1.9)	ND(2.8)	ND (1.8)	ND (1.8)
2-Butanone (methyl ethyl ketone / MEK)	NE	NE	48,000,000	1,000	5.9	75	ND (4.4)	13
m-Xylene & p-Xylene	9,000 a	9,000 a	16,000,000	180	ND(1.9)	ND(2.8)	ND (1.8)	ND (1.8)
o-Xylene	9,000 a	9,000 a	16,000,000	190	ND (0.96)	2.8	ND (0.88)	ND (0.90)
Styrene	NE	NE	16,000,000	1,200	ND(1.9)	ND(2.8)	ND (1.8)	ND (1.8)
Bromoform	NE	NE	130,000	2.1	ND (0.96)	ND (1.4)	ND (0.88)	ND (0.90)
Isopropylbenzene (cumene)	NE	NE	8,000,000	640	ND(1.9)	ND(2.8)	ND (1.8)	ND (1.8)
Bromobenzene	NE	NE	NE	36	ND(1.9)	ND(2.8)	ND (1.8)	ND (1.8)

Table 3
 Soil Analytical Results - VOCs
 Building Exterior
 REXAM BEVERAGE CAN COMPANY
 Kent, Washington

Sample ID	MTCA Method A		MTCA Method B Unrestricted Land Use Value (Direct Contact)	USEPA Risk- Based SSL Protection of Groundwater	SB112	SB112	SB113	SB113
	Cleanup Level Unrestricted Land Use	Cleanup Level Industrial Properties			580-27282-31	580-27282-32	580-27282-33	580-27282-35
Laboratory ID No.					7/6/2011	7/6/2011	7/6/2011	7/6/2011
Date Sampled					0.25 - 1.25	6.0 - 7.0	0.25 - 1.25	4.5 - 5.5
Depth (feet below grade)								
Analytical Parameter								
N-Propylbenzene	NE	NE	8,000,000	990	ND (0.96)	ND (1.4)	ND (0.88)	ND (0.90)
1,2,3-Trichloropropane	NE	NE	33	0.00028	ND (0.96)	ND (1.4)	ND (0.88)	ND (0.90)
2-Chlorotoluene	NE	NE	1,600,000	170	ND(1.9)	ND (2.8)	ND (1.8)	ND (1.8)
1,3,5-Trimethylbenzene	NE	NE	800,000	120	ND (4.8)	ND (7.1)	ND(4.4)	ND (4.5)
4-Chlorotoluene	NE	NE	NE	180	ND(1.9)	ND (2.8)	ND (1.8)	ND (1.8)
tert-Butylbenzene	NE	NE	NE	NE	ND(1.9)	ND (2.8)	ND (1.8)	ND (1.8)
1,2,4-Trimethylbenzene	NE	NE	NE	21	ND(1.9)	ND (2.8)	ND (1.8)	ND (1.8)
sec-Butylbenzene	NE	NE	NE	NE	ND(1.9)	ND (2.8)	ND (1.8)	ND (1.8)
1,3-Dichlorobenzene	NE	NE	NE	NE	ND (0.96)	ND (1.4)	ND (0.88)	ND (0.90)
4-Isopropyltoluene	NE	NE	NE	NE	ND(1.9)	ND (2.8)	ND (1.8)	ND (1.8)
1,4-Dichlorobenzene	NE	NE	NE	0.4	ND (0.96)	ND (1.4)	ND (0.88)	ND (0.90)
n-Butylbenzene	NE	NE	NE	2,500	ND(1.9)	ND (2.8)	ND (1.8)	ND (1.8)
1,2-Dichlorobenzene	NE	NE	7,200,000	270	ND (0.96)	ND (1.4)	ND (0.88)	ND (0.90)
1,2-Dibromo-3-Chloropropane (DBCP)	NE	NE	1,300	0.00014	ND (1.9)	ND (2.8)	ND (1.8)	ND (1.8)
1,2,4-Trichlorobenzene	NE	NE	35,000	2.9	ND(1.9)	ND (2.8)	ND (1.8)	ND (1.8)
1,2,3-Trichlorobenzene	NE	NE	NE	15	ND(1.9)	ND (2.8)	ND (1.8)	ND (1.8)
Hexachlorobutadiene	NE	NE	13,000	0.5	ND (0.96)	ND (1.4)	ND (0.88)	ND (0.90)
4-Methyl-2-pentanone (methyl isobutyl ketone / MIBK)	NE	NE	6,400,000	230	ND (4.8)	ND (7.1)	ND(4.4)	ND (4.5)
Naphthalene	5,000	5,000	1,600,000	0.47	ND (4.8)	ND (7.1)	ND(4.4)	ND (4.5)
Methyl tert-butyl ether (MTBE)	100	100	NE	2.8	ND (0.96)	ND (1.4)	ND (0.88)	ND (0.90)
2-Hexanone (methyl butyl ketone / MBK)	NE	NE	NE	7.9	ND (4.8)	ND (7.1)	ND(4.4)	ND(4.5)
1,1,1-Trichloroethane	2,000	2,000	160,000,000	2,600	ND (0.96)	2.7	ND (0.88)	ND (0.90)

Table 3
Soil Analytical Results - VOCs
Building Exterior
REXAM BEVERAGE CAN COMPANY
Kent, Washington

Sample ID Laboratory ID No.	MTCA Method A		MTCA Method B Unrestricted Land Use Value (Direct Contact)	USEPA Risk- Based SSL Protection of Groundwater	SB112	SB112	SB113	SB113
	Cleanup Level Unrestricted Land Use	Cleanup Level Industrial Properties			580-27282-31	580-27282-32	580-27282-33	580-27282-35
Date Sampled					7/6/2011	7/6/2011	7/6/2011	7/6/2011
Depth (feet below grade)					0.25 - 1.25	6.0 - 7.0	0.25 - 1.25	4.5 - 5.5
Analytical Parameter								
VOC TICs (µg/Kg)								
Benzene, 1-ethyl-3-methyl-	NE	NE	NE	NE				
1,1,2-Trichloro-1,2,2-trifluoroethane	NE	NE	NE	NE				
Carbon disulfide	NE	NE	8,000,000	210				1.2
Disiloxane, hexamethyl-	NE	NE	NE	NE		54 T J N		
Unknown Aromatic Hydrocarbon	NE	NE	NE	NE				
Unknown Aromatic Hydrocarbon	NE	NE	NE	NE				
Unknown Aromatic Hydrocarbon	NE	NE	NE	NE				
Hexane	NE	NE	4,800,000	1,800		9.4		
Acetaldehyde	NE	NE	NE	0.45		13 T J N		
trans-1,4-Dichloro-2-butene	NE	NE	NE	NE				
Indane	NE	NE	NE	NE				
Total VOC TICs	NE	NE	NE	NE	0	76.4	0	1.2

Legend:

Highlighted values equal or exceed MTCA Method A standard.

µg/Kg = microgram per kilogram.

B = The analyte was found in the laboratory method blank as well as in the sample.

T = Result is a tentatively identified compound (TIC) and an estimated value.

J = Indicates an estimated value for TICs.

N = Presumptive evidence of material.

H = sample was prepped or analyzed beyond the specified holding time.

ND (XX) = Not detected at reported concentration.

NE = Not established.

* = Internal standard (ISTD) response or retention time outside acceptable limits.

a = Listed as total Xylenes.

c = Listed as 1,3-Dichloropropene.

MTCA Method B values are most stringent values taken from Cleanup Levels and Risk Calculation database. These are not standards, but are provided for comparison purposes for analytes with no Method A standard.

USEPA Risk Based Soil Screening Levels (SSL) for protection of groundwater are provided for comparison purposes for analytes with no Method A standard.

MTCA = Model Toxics Control Act.

USEPA = United States Environmental Protection Agency.

Table 3
Soil Analytical Results - VOCs
Building Exterior
REXAM BEVERAGE CAN COMPANY
Kent, Washington

Sample ID Laboratory ID No.	MTCA Method A		MTCA Method B	USEPA Risk- Based SSL Protection of Groundwater	SB114	SB114	SB115	SB115
	Cleanup Level Unrestricted Land Use	Cleanup Level Industrial Properties	Unrestricted Land Use Value (Direct Contact)		580-27282-36 7/6/2011 0.25 - 1.25	580-27282-37 7/6/2011 4.0 - 5.0	580-27282-38 7/6/2011 0.25 - 1.25	580-27282-39 7/6/2011 3.0 - 4.0
Volatile Organic Compounds (µg/Kg)								
Dichlorodifluoromethane	NE	NE	16,000,000	300	ND (0.87)	ND (1.1)	ND (0.84)	ND (0.94)
Chloromethane	NE	NE	NE	49	ND (0.87)	ND (1.1)	ND (0.84)	ND (0.94)
Vinyl chloride	NE	NE	240,000	0.0053	ND (0.87)	ND (1.1)	ND (0.84)	ND (0.94)
Bromomethane	NE	NE	110,000	1.8	ND (0.87)	ND (1.1)	ND (0.84)	ND (0.94)
Chloroethane (ethyl chloride)	NE	NE	NE	5,900	ND (0.87)	1.7	ND (0.84)	ND (0.94)
Trichlorofluoromethane	NE	NE	24,000,000	690	ND (0.87)	ND (1.1)	ND (0.84)	ND (0.94)
1,1-Dichloroethene	NE	NE	4,000,000	93	ND (4.3)	ND (5.3)	ND (4.2)	ND (4.7)
Methylene chloride (Dichloromethane)	20	20	130,000	2.5	ND (13)	ND (16)	ND (13)	ND (14)
trans-1,2-Dichloroethene	NE	NE	1,600,000	25	ND (0.87)	ND (1.1)	ND (0.84)	ND (0.94)
1,1-Dichloroethane	NE	NE	16,000,000	0.68	ND (0.87)	10	ND (0.84)	1.6
2,2-Dichloropropane	NE	NE	NE	NE	ND (0.87)	ND (1.1)	ND (0.84)	ND (0.94)
cis-1,2-Dichloroethene	NE	NE	160,000	8.2	ND (0.87)	ND (1.1)	ND (0.84)	ND (0.94)
Chlorobromomethane (Bromochloromethane)	NE	NE	NE	21	ND (0.87)	ND (1.1)	ND (0.84)	ND (0.94)
Chloroform	NE	NE	800,000	0.053	ND (0.87)	ND (1.1)	ND (0.84)	ND (0.94)
Carbon tetrachloride	NE	NE	14,000	0.15	ND (0.87)	ND (1.1)	ND (0.84)	ND (0.94)
1,1-Dichloropropene	NE	NE	NE	NE	ND (0.87)	ND (1.1)	ND (0.84)	ND (0.94)
Benzene	30	30	18,000	0.20	ND (0.87)	ND (1.1)	ND (0.84)	ND (0.94)
1,2-Dichloroethane (EDC)	NE	NE	11,000	0.042	ND (0.87)	ND (1.1)	ND (0.84)	ND (0.94)
Trichloroethene	30	30	12,000	0.16	ND (0.87)	ND (1.1)	ND (0.84)	ND (0.94)
1,2-Dichloropropane	NE	NE	NE	0.13	ND (0.87)	ND (1.1)	ND (0.84)	ND (0.94)
Acetone	NE	NE	72,000,000	2,400	ND (13)	87	ND (13)	ND (14)
Dibromomethane (methylene bromide)	NE	NE	800,000	1.9	ND (0.87)	ND (1.1)	ND (0.84)	ND (0.94)
Dichlorobromomethane (bromodichloromethane)	NE	NE	16,000	0.032	ND (0.87)	ND (1.1)	ND (0.84)	ND (0.94)
cis-1,3-Dichloropropene	NE	NE	10,000 c	0.15 c	ND (0.87)	ND (1.1)	ND (0.84)	ND (0.94)
Toluene	7,000	7,000	6,400,000	590	ND (1.7)	ND (2.1)	ND (1.7)	ND (1.9)
trans-1,3-Dichloropropene	NE	NE	10,000 c	0.15 c	ND (0.87)	ND (1.1)	ND (0.84)	ND (0.94)
1,1,2-Trichloroethane	NE	NE	18,000	0.077	ND (0.87)	ND (1.1)	ND (0.84)	ND (0.94)
Tetrachloroethene	50	50	480,000	4.4	ND (0.87)	ND (1.1)	ND (0.84)	ND (0.94)
1,3-Dichloropropane	NE	NE	NE	99	ND (0.87)	ND (1.1)	ND (0.84)	ND (0.94)
Chlorodibromomethane (dibromochloromethane)	NE	NE	12,000	0.039	ND (0.87)	ND (1.1)	ND (0.84)	ND (0.94)
Ethylene dibromide (EDB)	5	5	500	NE	ND (0.87)	ND (1.1)	ND (0.84)	ND (0.94)
Chlorobenzene	NE	NE	1,600,000	49	ND (0.87)	ND (1.1)	ND (0.84)	ND (0.94)
Ethylbenzene	6,000	6,000	8,000,000	1.5	ND (0.87)	ND (1.1)	ND (0.84)	ND (0.94)
1,1,1,2-Tetrachloroethane	NE	NE	38,000	0.19	ND (0.87)	ND (1.1)	ND (0.84)	ND (0.94)
1,1,2,2-Tetrachloroethane	NE	NE	500	0.026	ND (1.7)	ND (2.1)	ND (1.7)	ND (1.9)
2-Butanone (methyl ethyl ketone / MEK)	NE	NE	48,000,000	1,000	ND (4.3)	14	ND (4.2)	ND (4.7)
m-Xylene & p-Xylene	9,000 a	9,000 a	16,000,000	180	ND (1.7)	ND (2.1)	ND (1.7)	ND (1.9)
o-Xylene	9,000 a	9,000 a	16,000,000	190	ND (0.87)	ND (1.1)	ND (0.84)	ND (0.94)
Styrene	NE	NE	16,000,000	1,200	ND (1.7)	ND (2.1)	ND (1.7)	ND (1.9)
Bromoform	NE	NE	130,000	2.1	ND (0.87)	ND (1.1)	ND (0.84)	ND (0.94)
Isopropylbenzene (cumene)	NE	NE	8,000,000	640	ND (1.7)	ND (2.1)	ND (1.7)	ND (1.9)
Bromobenzene	NE	NE	NE	36	ND (1.7)	ND (2.1)	ND (1.7)	ND (1.9)

Table 3
Soil Analytical Results - VOCs
Building Exterior
REXAM BEVERAGE CAN COMPANY
Kent, Washington

Sample ID Laboratory ID No.	MTCA Method A		MTCA Method B Unrestricted Land Use Value (Direct Contact)	USEPA Risk- Based SSL Protection of Groundwater	SB114	SB114	SB115	SB115
	Cleanup Level Unrestricted Land Use	Cleanup Level Industrial Properties			580-27282-36	580-27282-37	580-27282-38	580-27282-39
					7/6/2011	7/6/2011	7/6/2011	7/6/2011
Date Sampled					0.25 - 1.25	4.0 - 5.0	0.25 - 1.25	3.0 - 4.0
Depth (feet below grade)								
Analytical Parameter								
N-Propylbenzene	NE	NE	8,000,000	990	ND (0.87)	ND (1.1)	ND (0.84)	ND (0.94)
1,2,3-Trichloropropane	NE	NE	33	0.00028	ND (0.87)	ND (1.1)	ND (0.84)	ND (0.94)
2-Chlorotoluene	NE	NE	1,600,000	170	ND (1.7)	ND (2.1)	ND (1.7)	ND (1.9)
1,3,5-Trimethylbenzene	NE	NE	800,000	120	ND(4.3)	ND (5.3)	ND (4.2)	ND (4.7)
4-Chlorotoluene	NE	NE	NE	180	ND (1.7)	ND (2.1)	ND (1.7)	ND (1.9)
tert-Butylbenzene	NE	NE	NE	NE	ND (1.7)	ND (2.1)	ND (1.7)	ND (1.9)
1,2,4-Trimethylbenzene	NE	NE	NE	21	ND (1.7)	ND (2.1)	ND (1.7)	ND (1.9)
sec-Butylbenzene	NE	NE	NE	NE	ND (1.7)	ND (2.1)	ND (1.7)	ND (1.9)
1,3-Dichlorobenzene	NE	NE	NE	NE	ND (0.87)	ND (1.1)	ND (0.84)	ND (0.94)
4-Isopropyltoluene	NE	NE	NE	NE	ND (1.7)	ND (2.1)	ND (1.7)	ND (1.9)
1,4-Dichlorobenzene	NE	NE	NE	0.4	ND (0.87)	ND (1.1)	ND (0.84)	ND (0.94)
n-Butylbenzene	NE	NE	NE	2,500	ND (1.7)	ND (2.1)	ND (1.7)	ND (1.9)
1,2-Dichlorobenzene	NE	NE	7,200,000	270	ND (0.87)	ND (1.1)	ND (0.84)	ND (0.94)
1,2-Dibromo-3-Chloropropane (DBCP)	NE	NE	1,300	0.00014	ND (1.7)	ND (2.1)	ND (1.7)	ND (1.9)
1,2,4-Trichlorobenzene	NE	NE	35,000	2.9	ND (1.7)	ND (2.1)	ND (1.7)	ND (1.9)
1,2,3-Trichlorobenzene	NE	NE	NE	15	ND (1.7)	ND (2.1)	ND (1.7)	ND (1.9)
Hexachlorobutadiene	NE	NE	13,000	0.5	ND (0.87)	ND (1.1)	ND (0.84)	ND (0.94)
4-Methyl-2-pentanone (methyl isobutyl ketone / MIBK)	NE	NE	6,400,000	230	ND(4.3)	ND (5.3)	ND (4.2)	ND (4.7)
Naphthalene	5,000	5,000	1,600,000	0.47	ND(4.3)	ND (5.3)	ND (4.2)	ND (4.7)
Methyl tert-butyl ether (MTBE)	100	100	NE	2.8	ND (0.87)	ND (1.1)	ND (0.84)	ND (0.94)
2-Hexanone (methyl butyl ketone / MBK)	NE	NE	NE	7.9	ND(4.3)	ND (5.3)	ND (4.2)	ND (4.7)
1,1,1-Trichloroethane	2,000	2,000	160,000,000	2,600	ND (0.87)	ND (1.1)	ND (0.84)	ND (0.94)

Table 3
Soil Analytical Results - VOCs
Building Exterior
REXAM BEVERAGE CAN COMPANY
Kent, Washington

Sample ID	MTCA Method A		MTCA Method B Unrestricted Land Use Value (Direct Contact)	USEPA Risk- Based SSL Protection of Groundwater	SB114	SB114	SB115	SB115
	Cleanup Level Unrestricted Land Use	Cleanup Level Industrial Properties			580-27282-36	580-27282-37	580-27282-38	580-27282-39
Laboratory ID No.					7/6/2011	7/6/2011	7/6/2011	7/6/2011
Date Sampled					0.25 - 1.25	4.0 - 5.0	0.25 - 1.25	3.0 - 4.0
Depth (feet below grade)								
Analytical Parameter								
VOC TICs (µg/Kg)								
Benzene, 1-ethyl-3-methyl-	NE	NE	NE	NE				
1,1,2-Trichloro-1,2,2-trifluoroethane	NE	NE	NE	NE				
Carbon disulfide	NE	NE	8,000,000	210				
Disiloxane, hexamethyl-	NE	NE	NE	NE				
Unknown Aromatic Hydrocarbon	NE	NE	NE	NE				
Unknown Aromatic Hydrocarbon	NE	NE	NE	NE				
Unknown Aromatic Hydrocarbon	NE	NE	NE	NE				
Hexane	NE	NE	4,800,000	1,800				
Acetaldehyde	NE	NE	NE	0.45				
trans-1,4-Dichloro-2-butene	NE	NE	NE	NE				
Indane	NE	NE	NE	NE				
Total VOC TICs	NE	NE	NE	NE	0	0	0	0

Legend:

Highlighted values equal or exceed MTCA Method A standard.

µg/Kg = microgram per kilogram.

B = The analyte was found in the laboratory method blank as well as in the sample.

T = Result is a tentatively identified compound (TIC) and an estimated value.

J = Indicates an estimated value for TICs.

N = Presumptive evidence of material.

H = sample was prepped or analyzed beyond the specified holding time.

ND (XX) = Not detected at reported concentration.

NE = Not established.

* = Internal standard (ISTD) response or retention time outside acceptable limits.

a = Listed as total Xylenes.

c = Listed as 1,3-Dichloropropene.

MTCA Method B values are most stringent values taken from Cleanup Levels and Risk Calculation database. These are not standards, but are provided for comparison purposes for analytes with no Method A standard.

USEPA Risk Based Soil Screening Levels (SSL) for protection of groundwater are provided for comparison purposes for analytes with no Method A standard.

MTCA = Model Toxics Control Act.

USEPA = United States Environmental Protection Agency.

Table 3
Soil Analytical Results - VOCs
Building Exterior
REXAM BEVERAGE CAN COMPANY
Kent, Washington

Sample ID	MTCA Method A		MTCA Method B Unrestricted Land Use Value (Direct Contact)	USEPA Risk- Based SSL Protection of Groundwater	SB116	SB116
	Cleanup Level Unrestricted Land Use	Cleanup Level Industrial Properties			580-27282-40	580-27282-42
Laboratory ID No.					7/6/2011	7/6/2011
Date Sampled					0.5 - 1.5	6.5 - 7.5
Depth (feet below grade)						
Analytical Parameter						
Volatile Organic Compounds (µg/Kg)						
Dichlorodifluoromethane	NE	NE	16,000,000	300	ND (0.99)	ND (0.89)
Chloromethane	NE	NE	NE	49	ND (0.99)	ND (0.89)
Vinyl chloride	NE	NE	240,000	0.0053	ND (0.99)	ND (0.89)
Bromomethane	NE	NE	110,000	1.8	ND (0.99)	ND (0.89)
Chloroethane (ethyl chloride)	NE	NE	NE	5,900	1.9	26
Trichlorofluoromethane	NE	NE	24,000,000	690	ND (0.99)	ND (0.89)
1,1-Dichloroethene	NE	NE	4,000,000	93	ND (5.0)	75
Methylene chloride (Dichloromethane)	20	20	130,000	2.5	ND (15)	ND (13)
trans-1,2-Dichloroethene	NE	NE	1,600,000	25	ND (0.99)	ND (0.89)
1,1-Dichloroethane	NE	NE	16,000,000	0.68	ND (1.0)	150 H
2,2-Dichloropropane	NE	NE	NE	NE	ND (0.99)	ND (0.89)
cis-1,2-Dichloroethene	NE	NE	160,000	8.2	ND (0.99)	ND (0.89)
Chlorobromomethane (Bromochloromethane)	NE	NE	NE	21	ND (0.99)	ND (0.89)
Chloroform	NE	NE	800,000	0.053	ND (0.99)	ND (0.89)
Carbon tetrachloride	NE	NE	14,000	0.15	ND (0.99)	ND (0.89)
1,1-Dichloropropene	NE	NE	NE	NE	ND (0.99)	ND (0.89)
Benzene	30	30	18,000	0.20	ND (0.99)	1.3
1,2-Dichloroethane (EDC)	NE	NE	11,000	0.042	ND (0.99)	ND (0.89)
Trichloroethene	30	30	12,000	0.16	ND (0.99)	11
1,2-Dichloropropane	NE	NE	NE	0.13	ND (0.99)	ND (0.89)
Acetone	NE	NE	72,000,000	2,400	ND (16)	40
Dibromomethane (methylene bromide)	NE	NE	800,000	1.9	ND (0.99)	ND (0.89)
Dichlorobromomethane (bromodichloromethane)	NE	NE	16,000	0.032	ND (0.99)	ND (0.89)
cis-1,3-Dichloropropene	NE	NE	10,000 c	0.15 c	ND (0.99)	ND (0.89)
Toluene	7,000	7,000	6,400,000	590	ND(2.0)	44
trans-1,3-Dichloropropene	NE	NE	10,000 c	0.15 c	ND (0.99)	ND (0.89)
1,1,2-Trichloroethane	NE	NE	18,000	0.077	ND (0.99)	ND (0.89)
Tetrachloroethene	50	50	480,000	4.4	ND (0.99)	18
1,3-Dichloropropane	NE	NE	NE	99	ND (0.99)	ND (0.89)
Chlorodibromomethane (dibromochloromethane)	NE	NE	12,000	0.039	ND (0.99)	ND (0.89)
Ethylene dibromide (EDB)	5	5	500	NE	ND (0.99)	ND (0.89)
Chlorobenzene	NE	NE	1,600,000	49	ND (0.99)	ND (0.89)
Ethylbenzene	6,000	6,000	8,000,000	1.5	ND (0.99)	9.6
1,1,1,2-Tetrachloroethane	NE	NE	38,000	0.19	ND (0.99)	ND (0.89)
1,1,2,2-Tetrachloroethane	NE	NE	500	0.026	ND(2.0)	ND (1.8)
2-Butanone (methyl ethyl ketone / MEK)	NE	NE	48,000,000	1,000	7.0	14
m-Xylene & p-Xylene	9,000 a	9,000 a	16,000,000	180	ND(2.0)	48
o-Xylene	9,000 a	9,000 a	16,000,000	190	ND (0.99)	33
Styrene	NE	NE	16,000,000	1,200	ND(2.0)	ND (1.8)
Bromoform	NE	NE	130,000	2.1	ND (0.99)	ND (0.89)
Isopropylbenzene (cumene)	NE	NE	8,000,000	640	ND(2.0)	18
Bromobenzene	NE	NE	NE	36	ND(2.0)	ND (1.8)

Table 3
Soil Analytical Results - VOCs
Building Exterior
REXAM BEVERAGE CAN COMPANY
Kent, Washington

Sample ID Laboratory ID No.	MTCA Method A		MTCA Method B	USEPA Risk- Based SSL Protection of Groundwater	SB116	SB116
	Cleanup Level Unrestricted Land Use	Cleanup Level Industrial Properties	Unrestricted Land Use Value (Direct Contact)		580-27282-40	580-27282-42
Date Sampled					7/6/2011	7/6/2011
Depth (feet below grade)					0.5 - 1.5	6.5 - 7.5
Analytical Parameter						
N-Propylbenzene	NE	NE	8,000,000	990	ND (0.99)	79
1,2,3-Trichloropropane	NE	NE	33	0.00028	ND (0.99)	ND (0.89)
2-Chlorotoluene	NE	NE	1,600,000	170	ND(2.0)	ND (1.8)
1,3,5-Trimethylbenzene	NE	NE	800,000	120	ND (5.0)	140 H
4-Chlorotoluene	NE	NE	NE	180	ND(2.0)	ND (1.8)
tert-Butylbenzene	NE	NE	NE	NE	ND(2.0)	ND (1.8)
1,2,4-Trimethylbenzene	NE	NE	NE	21	ND(2.0)	460 H
sec-Butylbenzene	NE	NE	NE	NE	ND(2.0)	9.7
1,3-Dichlorobenzene	NE	NE	NE	NE	ND (0.99)	ND (0.89)
4-Isopropyltoluene	NE	NE	NE	NE	ND(2.0)	6.0
1,4-Dichlorobenzene	NE	NE	NE	0.4	ND (0.99)	ND (0.89)
n-Butylbenzene	NE	NE	NE	2,500	ND(2.0)	110
1,2-Dichlorobenzene	NE	NE	7,200,000	270	ND (0.99)	ND (0.89)
1,2-Dibromo-3-Chloropropane (DBCP)	NE	NE	1,300	0.00014	ND(2.0)	ND (1.8)
1,2,4-Trichlorobenzene	NE	NE	35,000	2.9	ND(2.0)	ND (1.8)
1,2,3-Trichlorobenzene	NE	NE	NE	15	ND(2.0)	ND (1.8)
Hexachlorobutadiene	NE	NE	13,000	0.5	ND (0.99)	ND (0.89)
4-Methyl-2-pentanone (methyl isobutyl ketone / MIBK)	NE	NE	6,400,000	230	10	ND(4.5)
Naphthalene	5,000	5,000	1,600,000	0.47	ND (5.0)	9.0
Methyl tert-butyl ether (MTBE)	100	100	NE	2.8	ND (0.99)	ND (0.89)
2-Hexanone (methyl butyl ketone / MBK)	NE	NE	NE	7.9	ND (5.0)	ND(4.5)
1,1,1-Trichloroethane	2,000	2,000	160,000,000	2,600	1.1	690 H

Table 3
Soil Analytical Results - VOCs
Building Exterior
REXAM BEVERAGE CAN COMPANY
Kent, Washington

Sample ID	MTCA Method A		MTCA Method B Unrestricted Land Use Value (Direct Contact)	USEPA Risk- Based SSL Protection of Groundwater	SB116	SB116
	Cleanup Level Unrestricted Land Use	Cleanup Level Industrial Properties			580-27282-40	580-27282-42
Laboratory ID No.					7/6/2011	7/6/2011
Date Sampled					0.5 - 1.5	6.5 - 7.5
Depth (feet below grade)						
Analytical Parameter						
VOC TICs (µg/Kg)						
Benzene, 1-ethyl-3-methyl-	NE	NE	NE	NE		350 T J N
1,1,2-Trichloro-1,2,2-trifluoroethane	NE	NE	NE	NE		19
Carbon disulfide	NE	NE	8,000,000	210		5.0
Disiloxane, hexamethyl-	NE	NE	NE	NE		
Unknown Aromatic Hydrocarbon	NE	NE	NE	NE		100 T J
Unknown Aromatic Hydrocarbon	NE	NE	NE	NE		120 T J
Unknown Aromatic Hydrocarbon	NE	NE	NE	NE		54 T J
Hexane	NE	NE	4,800,000	1,800		140
Acetaldehyde	NE	NE	NE	0.45		
trans-1,4-Dichloro-2-butene	NE	NE	NE	NE		19
Indane	NE	NE	NE	NE		76 T J N
Total VOC TICs	NE	NE	NE	NE	0	883

Legend:

Highlighted values equal or exceed MTCA Method A standard.

µg/Kg = microgram per kilogram.

B = The analyte was found in the laboratory method blank as well as in the sample.

T = Result is a tentatively identified compound (TIC) and an estimated value.

J = Indicates an estimated value for TICs.

N = Presumptive evidence of material.

H = sample was prepped or analyzed beyond the specified holding time.

ND (XX) = Not detected at reported concentration.

NE = Not established.

* = Internal standard (ISTD) response or retention time outside acceptable limits.

a = Listed as total Xylenes.

c = Listed as 1,3-Dichloropropene.

MTCA Method B values are most stringent values taken from Cleanup Levels and Risk Calculation database. These are not standards, but are provided for comparison purposes for analytes with no Method A standard.

USEPA Risk Based Soil Screening Levels (SSL) for protection of groundwater are provided for comparison purposes for analytes with no Method A standard.

MTCA = Model Toxics Control Act.

USEPA = United States Environmental Protection Agency.

Table 4
Soil Analytical Results - VOCs
Trip and Field Blanks
REXAM BEVERAGE CAN COMPANY
Kent, Washington

Sample ID	FB	TB
Laboratory ID No.	580-27282-43	580-27282-44
Date Sampled	7/6/2011	7/6/2011
Analytical Parameter		
Volatile Organic Compounds (units)	(µg/l)	(µg/Kg)
Dichlorodifluoromethane	ND (1.0)	ND (1.0)
Chloromethane	ND (5.0)	ND (1.0)
Vinyl chloride	ND (1.0)	ND (1.0)
Bromomethane	ND (5.0)	ND (1.0)
Chloroethane (ethyl chloride)	ND (5.0)	ND (1.0)
Trichlorofluoromethane	ND (1.0)	ND (1.0)
1,1-Dichloroethene	ND (1.0)	ND (5.0)
Methylene chloride (Dichloromethane)	ND (3.0)	ND (15)
trans-1,2-Dichloroethene	ND (1.0)	ND (1.0)
1,1-Dichloroethane	ND (1.0)	ND (1.0)
2,2-Dichloropropane	ND (1.0)	ND (1.0)
cis-1,2-Dichloroethene	ND (1.0)	ND (1.0)
Chlorobromomethane (Bromochloromethane)	ND (1.0)	ND (1.0)
Chloroform	ND (1.0)	ND (1.0)
Carbon tetrachloride	ND (1.0)	ND (1.0)
1,1-Dichloropropene	ND (1.0)	ND (1.0)
Benzene	ND (1.0)	ND (1.0)
1,2-Dichloroethane (EDC)	ND (1.0)	ND (1.0)
Trichloroethene	ND (1.0)	ND (1.0)
1,2-Dichloropropane	ND (1.0)	ND (1.0)
Acetone	ND (10)	ND (15)
Dibromomethane (methylene bromide)	ND (1.0)	ND (1.0)
Dichlorobromomethane (bromodichloromethane)	ND (1.0)	ND (1.0)
cis-1,3-Dichloropropene	ND (1.0)	ND (1.0)
Toluene	ND (1.0)	ND (2.0)
trans-1,3-Dichloropropene	ND (1.0)	ND (1.0)
1,1,2-Trichloroethane	ND (1.0)	ND (1.0)
Tetrachloroethene	ND (1.0)	ND (1.0)
1,3-Dichloropropane	ND (1.0)	ND (1.0)
Chlorodibromomethane (dibromochloromethane)	ND (1.0)	ND (1.0)
Ethylene dibromide (EDB)	ND (1.0)	ND (1.0)
Chlorobenzene	ND (1.0)	ND (1.0)
Ethylbenzene	ND (1.0)	ND (1.0)
1,1,1,2-Tetrachloroethane	ND (1.0)	ND (1.0)
1,1,1,2-Tetrachloroethane	ND (1.0)	ND (2.0)
2-Butanone (methyl ethyl ketone / MEK)	ND (10)	ND (5.0)
m-Xylene & p-Xylene	ND (2.0)	ND (2.0)
o-Xylene	ND (1.0)	ND (1.0)
Styrene	ND (1.0)	ND (2.0)
Bromoform	ND (1.0)	ND (1.0)
Isopropylbenzene (cumene)	ND (1.0)	ND (2.0)
Bromobenzene	ND (1.0)	ND (2.0)
N-Propylbenzene	ND (1.0)	ND (1.0)
1,2,3-Trichloropropane	ND (1.0)	ND (1.0)
2-Chlorotoluene	ND (1.0)	ND (2.0)
1,3,5-Trimethylbenzene	ND (1.0)	ND (5.0)
4-Chlorotoluene	ND (1.0)	ND (2.0)
tert-Butylbenzene	ND (1.0)	ND (2.0)
1,2,4-Trimethylbenzene	ND (1.0)	ND (2.0)
sec-Butylbenzene	ND (1.0)	ND (2.0)
1,3-Dichlorobenzene	ND (1.0)	ND (1.0)
4-Isopropyltoluene	ND (1.0)	ND (2.0)
1,4-Dichlorobenzene	ND (1.0)	ND (1.0)
n-Butylbenzene	ND (1.0)	ND (2.0)
1,2-Dichlorobenzene	ND (1.0)	ND (1.0)
1,2-Dibromo-3-Chloropropane (DBCP)	ND (2.0)	ND (2.0)
1,2,4-Trichlorobenzene	ND (1.0)	ND (2.0)
1,2,3-Trichlorobenzene	ND (1.0)	ND (2.0)
Hexachlorobutadiene	ND (1.0)	ND (1.0)
4-Methyl-2-pentanone (methyl isobutyl ketone / MIBK)	ND (5.0)	ND (5.0)
Naphthalene	ND (1.0)	ND (5.0)

Table 4
 Soil Analytical Results - VOCs
 Trip and Field Blanks
 REXAM BEVERAGE CAN COMPANY
 Kent, Washington

Sample ID	FB	TB
Laboratory ID No.	580-27282-43	580-27282-44
Date Sampled	7/6/2011	7/6/2011
Analytical Parameter		
Methyl tert-butyl ether (MTBE)	ND (1.0)	ND (1.0)
2-Hexanone (methyl butyl ketone / MBK)	ND (5.0)	ND (5.0)
1,1,1-Trichloroethane	ND (1.0)	ND (1.0)
VOC TICs (µg/Kg)		
Unknown	5.4 T J	
Total VOC TICs	5.4	0

Legend:

µg/Kg = microgram per kilogram.

µg/l = microgram per liter.

T= Result is a tentatively identified compound (TIC) and an estimated value.

J = Indicates an estimated value for TICs.

ND (XX) = Not detected at reported concentration.

NE = Not established.

Table 1
Soil Analytical Results - VOCs
Can Washer Chemical Storage
REXAM BEVERAGE CAN COMPANY
Kent, Washington

Sample ID	MTCA Method A Cleanup Level		MTCA Method B Unrestricted Land Use Value (Direct Contact)	USEPA Risk-Based SSL Protection of Groundwater	SB101	SB101	SB101	SB101	SB102
	Unrestricted Land Use	Industrial Properties			580-27282-1	580-27282-2	580-27282-3	580-27282-4	580-27282-5
Laboratory ID No.					7/6/2011	7/6/2011	7/6/2011	7/6/2011	7/6/2011
Date Sampled					0.75 - 1.75	3.5-4.5	6.5-7.5	10.0-11.0	0.75 - 1.75
Depth (feet below grade)									
Analytical Parameter									
Volatile Organic Compounds (µg/Kg)									
Dichlorodifluoromethane	NE	NE	16,000,000	300	ND (0.92)	ND (1,700)	ND (2,100)	ND (1.3)	ND (0.91)
Chloromethane	NE	NE	NE	49	ND (0.92)	ND (17,000)	ND (21,000)	ND (1.3)	ND (0.91)
Vinyl chloride	NE	NE	240,000	0.0053	ND (0.92)	ND (350)	ND (420)	780	ND (0.91)
Bromomethane	NE	NE	110,000	1.8	ND (0.92)	ND (6,100)	ND (7,300)	ND (1.3)	ND (0.91)
Chloroethane (ethyl chloride)	NE	NE	NE	5,900	ND (0.92)	ND (17,000)	ND (21,000)	36,000 H	1.7
Trichlorofluoromethane	NE	NE	24,000,000	690	ND (0.92)	ND (1,700)	ND (2,100)	ND (1.3)	ND (0.91)
1,1-Dichloroethene	NE	NE	4,000,000	93	120	4,300	11,000	54	ND (4.5)
Methylene chloride (Dichloromethane)	20	20	130,000	2.5	ND (14)	ND (1,700)	ND (2,100)	56	ND (14)
trans-1,2-Dichloroethene	NE	NE	1,600,000	25	ND (0.92)	ND (1,700)	ND (2,100)	2.5	ND (0.91)
1,1-Dichloroethane	NE	NE	16,000,000	0.68	120	12,000	43,000	26,000 H	8.7
2,2-Dichloropropane	NE	NE	NE	NE	ND (0.92)	ND (1,700)	ND (2,100)	ND (1.3)	ND (0.91)
cis-1,2-Dichloroethene	NE	NE	160,000	8.2	ND (0.92)	ND (1,700)	ND (2,100)	12	ND (0.91)
Chlorobromomethane (Bromochloromethane)	NE	NE	NE	21	ND (0.92)	ND (1,700)	ND (2,100)	ND (1.3)	ND (0.91)
Chloroform	NE	NE	800,000	0.053	ND (0.92)	ND (1,700)	ND (2,100)	ND (1.3)	ND (0.91)
Carbon tetrachloride	NE	NE	14,000	0.15	ND (0.92)	ND (870)	ND (1,000)	ND (1.3)	ND (0.91)
1,1-Dichloropropene	NE	NE	NE	NE	ND (0.92)	ND (1,700)	ND (2,100)	ND (1.3)	ND (0.91)
Benzene	30	30	18,000	0.20	ND (0.92)	ND (700)	ND (840)	ND (1.3)	ND (0.91)
1,2-Dichloroethane (EDC)	NE	NE	11,000	0.042	ND (0.92)	ND (1,700)	ND (2,100)	35	ND (0.91)
Trichloroethene	30	30	12,000	0.16	3.9	750	1,700	ND (1.3)	ND (0.91)
1,2-Dichloropropane	NE	NE	NE	0.13	ND (0.92)	ND (520)	ND (630)	ND (1.3)	ND (0.91)
Acetone	NE	NE	72,000,000	2,400	100	ND (17,000)	ND (21,000)	690	ND (14)
Dibromomethane (methylene bromide)	NE	NE	800,000	1.9	ND (0.92)	ND (1,700)	ND (2,100)	ND (1.3)	ND (0.91)
Dichlorobromomethane (bromodichloromethane)	NE	NE	16,000	0.032	ND (0.92)	ND (1,700)	ND (2,100)	ND (1.3)	ND (0.91)
cis-1,3-Dichloropropene	NE	NE	10,000 c	0.15 c	ND (0.92)	ND (700)	ND (840)	ND (1.3)	ND (0.91)
Toluene	7,000	7,000	6,400,000	590	ND (1.8)	ND (1,700)	ND (2,100)	38	ND (1.8)
trans-1,3-Dichloropropene	NE	NE	10,000 c	0.15 c	ND (0.92)	ND (700)	ND (840)	ND (1.3)	ND (0.91)
1,1,2-Trichloroethane	NE	NE	18,000	0.077	1.9	ND (520)	ND (630)	2.9	ND (0.91)
Tetrachloroethene	50	50	480,000	4.4	32	2,200	2,700	15	1.0
1,3-Dichloropropane	NE	NE	NE	99	ND (0.92)	ND (1,700)	ND (2,100)	ND (1.3)	ND (0.91)
Chlorodibromomethane (dibromochloromethane)	NE	NE	12,000	0.039	ND (0.92)	ND (1,700)	ND (2,100)	ND (1.3)	ND (0.91)
Ethylene dibromide (EDB)	5	5	500	NE	ND (0.92)	ND (1,700)	ND (2,100)	ND (1.3)	ND (0.91)
Chlorobenzene	NE	NE	1,600,000	49	ND (0.92)	ND (1,700)	ND (2,100)	ND (1.3)	ND (0.91)
Ethylbenzene	6,000	6,000	8,000,000	1.5	ND (0.92)	ND (1,700)	ND (2,100)	2.3	ND (0.91)
1,1,1,2-Tetrachloroethane	NE	NE	38,000	0.19	ND (0.92)	ND (1,700)	ND (2,100)	ND (1.3)	ND (0.91)
1,1,2,2-Tetrachloroethane	NE	NE	500	0.026	ND (1.8)	ND (440)	ND (520)	ND (2.6)	ND (1.8)
2-Butanone (methyl ethyl ketone / MEK)	NE	NE	48,000,000	1,000	ND (4.6)	ND (17,000)	ND (21,000)	350	ND (4.5)
m-Xylene & p-Xylene	9,000 a	9,000 a	16,000,000	180	ND (1.8)	ND (1,700)	ND (2,100)	7.6	ND (1.8)
o-Xylene	9,000 a	9,000 a	16,000,000	190	ND (0.92)	3,100	5,200	18	ND (0.91)
Styrene	NE	NE	16,000,000	1,200	ND (1.8)	ND (1,700)	ND (2,100)	ND (2.6)	ND (1.8)
Bromoform	NE	NE	130,000	2.1	ND (0.92)	ND (1,700)	ND (2,100)	ND (1.3)	ND (0.91)
Isopropylbenzene (cumene)	NE	NE	8,000,000	640	ND (1.8)	1,900	3,300	11	ND (1.8)
Bromobenzene	NE	NE	NE	36	ND (1.8)	ND (1,700)	ND (2,100)	ND (2.6)	ND (1.8)

Table 1
Soil Analytical Results - VOCs
Can Washer Chemical Storage
REXAM BEVERAGE CAN COMPANY
Kent, Washington

Sample ID Laboratory ID No. Date Sampled Depth (feet below grade) Analytical Parameter	MTCA Method A Cleanup Level		MTCA Method B Unrestricted Land Use Value (Direct Contact)	USEPA Risk- Based SSL Protection of Groundwater	SB101 580-27282-1 7/6/2011 0.75 - 1.75	SB101 580-27282-2 7/6/2011 3.5-4.5	SB101 580-27282-3 7/6/2011 6.5-7.5	SB101 580-27282-4 7/6/2011 10.0-11.0	SB102 580-27282-5 7/6/2011 0.75 - 1.75
	Unrestricted Land Use	Industrial Properties							
N-Propylbenzene	NE	NE	8,000,000	990	ND (0.92)	5,000	9,500	14	ND (0.91)
1,2,3-Trichloropropane	NE	NE	33	0.00028	ND (0.92)	ND (1,700)	ND (2,100)	ND (1.3)	ND (0.91)
2-Chlorotoluene	NE	NE	1,600,000	170	ND (1.8)	ND (1,700)	ND (2,100)	ND (2.6)	ND (1.8)
1,3,5-Trimethylbenzene	NE	NE	800,000	120	ND (4.6)	17,000	22,000	52	ND (4.5)
4-Chlorotoluene	NE	NE	NE	180	ND (1.8)	ND (1,700)	ND (2,100)	ND (2.6)	ND (1.8)
tert-Butylbenzene	NE	NE	NE	NE	ND (1.8)	ND (1,700)	ND (2,100)	ND (2.6)	ND (1.8)
1,2,4-Trimethylbenzene	NE	NE	NE	21	ND (1.8)	19,000	36,000	70	ND (1.8)
sec-Butylbenzene	NE	NE	NE	NE	ND (1.8)	ND (1,700)	ND (2,100)	ND (2.6)	ND (1.8)
1,3-Dichlorobenzene	NE	NE	NE	NE	ND (0.92)	ND (1,700)	ND (2,100)	ND (1.3)	ND (0.91)
4-Isopropyltoluene	NE	NE	NE	NE	ND (1.8)	ND (1,700)	ND (2,100)	4.3	ND (1.8)
1,4-Dichlorobenzene	NE	NE	NE	0.4	ND (0.92)	ND (1,700)	ND (2,100)	ND (1.3)	ND (0.91)
n-Butylbenzene	NE	NE	NE	2,500	ND (1.8)	ND (1,700)	ND (2,100)	6.6	ND (1.8)
1,2-Dichlorobenzene	NE	NE	7,200,000	270	ND (0.92)	ND (1,700)	ND (2,100)	ND (1.3)	ND (0.91)
1,2-Dibromo-3-Chloropropane (DBCP)	NE	NE	1,300	0.00014	ND (1.8)	ND (8,700)	ND (10,000)	ND (2.6)	ND (1.8)
1,2,4-Trichlorobenzene	NE	NE	35,000	2.9	ND(1.8)	ND (1,700)	ND (2,100)	ND (2.6)	ND(1.8)
1,2,3-Trichlorobenzene	NE	NE	NE	15	ND(1.8)	ND (1,700)	ND (2,100)	ND (2.6)	ND(1.8)
Hexachlorobutadiene	NE	NE	13,000	0.5	ND (0.92)	ND (1,700)	ND (2,100)	ND (1.3)	ND (0.91)
4-Methyl-2-pentanone (methyl isobutyl ketone / MIBK)	NE	NE	6,400,000	230	ND(4.6)	ND (8,700)	ND (10,000)	45	ND(4.5)
Naphthalene	5,000	5,000	1,600,000	0.47	ND(4.6)	ND (1,700)	ND (2,100)	57	ND(4.5)
Methyl tert-butyl ether (MTBE)	100	100	NE	2.8	ND (0.92)	ND (1,700)	ND (2,100)	ND (1.3)	ND (0.91)
2-Hexanone (methyl butyl ketone / MBK)	NE	NE	NE	7.9	ND(4.6)	ND (8,700)	ND (10,000)	ND (6.6)	ND(4.5)
1,1,1-Trichloroethane	2,000	2,000	160,000,000	2,600	860	190,000	410,000	3,300	6.2
VOC TICs (µg/Kg)									
Unknown	NE	NE	NE	NE	13 T J			110 T J	
Unknown	NE	NE	NE	NE					
2-Ethyl-1-Hexanol	NE	NE	NE	NE	150				
Benzene, 1-ethyl-2-methyl-	NE	NE	NE	NE		47,000 T J N			
Benzene, 1-ethyl-2-methyl-	NE	NE	NE	NE		14,000 T J N			
Benzene, 1,3,5-trimethyl-	NE	NE	NE	NE		12,000 T J N			
Benzene, 1,2-diethyl-	NE	NE	NE	NE		13,000 T J N			
Benzene, 1-ethyl-4-methyl-	NE	NE	NE	NE			86,000 T J N		
1,1,2-Trichloro-1,2,2-trifluoroethane	NE	NE	NE	NE				2.0	
Carbon disulfide	NE	NE	8,000,000	210				2.5	
Unknown Hydrocarbon	NE	NE	NE	NE				46 T J	
Unknown Hydrocarbon	NE	NE	NE	NE					
Dimethyl sulfide	NE	NE	NE	NE					32 T J N
Dimethyl trisulfide	NE	NE	NE	NE					4.7 T J N
Disiloxane, hexamethyl-	NE	NE	NE	NE					
Disiloxane, hexamethyl-	NE	NE	NE	NE					
Unknown Aromatic Hydrocarbon	NE	NE	NE	NE				65 T J	
Unknown Aromatic Hydrocarbon	NE	NE	NE	NE					

Table 1
Soil Analytical Results - VOCs
Can Washer Chemical Storage
REXAM BEVERAGE CAN COMPANY
Kent, Washington

Sample ID Laboratory ID No. Date Sampled Depth (feet below grade)	MTCA Method A Cleanup Level		MTCA Method B Unrestricted Land Use Value (Direct Contact)	USEPA Risk- Based SSL Protection of Groundwater	SB101	SB101	SB101	SB101	SB102
	Unrestricted Land Use	Industrial Properties			580-27282-1 7/6/2011 0.75 - 1.75	580-27282-2 7/6/2011 3.5-4.5	580-27282-3 7/6/2011 6.5-7.5	580-27282-4 7/6/2011 10.0-11.0	580-27282-5 7/6/2011 0.75 - 1.75
Analytical Parameter									
Unknown Aromatic Hydrocarbon	NE	NE	NE	NE					
Unknown Aromatic Hydrocarbon	NE	NE	NE	NE					
Hexane	NE	NE	4,800,000	1,800					
Isobutyl alcohol	NE	NE	24,000,000	950					
2-Methyl-2-propanol	NE	NE	NE	NE					
Decane	NE	NE	NE	NE					
Undecane	NE	NE	NE	NE					
Cyclopropane, 1,1-dimethyl-	NE	NE	NE	NE					
Cyclopropane, 1,1-dimethyl-	NE	NE	NE	NE					
Ethane, (methylthio)-	NE	NE	NE	NE					
1,3-Dioxolane	NE	NE	NE	NE					
1,3-Dioxolane	NE	NE	NE	NE					
Total VOC TICs	NE	NE	NE	NE	163	86,000	86,000	225.5	36.7

Legend:

Highlighted values equal or exceed MTCA Method A standard.

µg/Kg = microgram per kilogram.

B = The analyte was found in the laboratory method blank as well as in the sample.

T= Result is a tentatively identified compound (TIC) and an estimated value.

J = Indicates an estimated value for TICs.

N = Presumptive evidence of material.

H = sample was prepped or analyzed beyond the specified holding time.

ND (XX) = Not detected at reported concentration.

NE = Not established.

* = Internal standard (ISTD) response or retention time outside acceptable limits.

a = Listed as total Xylenes.

c = Listed as 1,3-Dichloropropene.

MTCA Method B values are most stringent values taken from Cleanup Levels and Risk Calculation database. These are not standards, but are provided for comparison purposes for analytes with no Method A standard.

USEPA Risk Based Soil Screening Levels (SSL) for protection of groundwater are provided for comparison purposes for analytes with no Method A standard.

MTCA = Model Toxics Control Act.

USEPA = United States Environmental Protection Agency.

Table 1
Soil Analytical Results - VOCs
Can Washer Chemical Storage
REXAM BEVERAGE CAN COMPANY
Kent, Washington

Sample ID	MTCA Method A Cleanup Level		MTCA Method B Unrestricted Land Use Value (Direct Contact)	USEPA Risk-Based SSL Protection of Groundwater	SB102	SB102	SB103	SB103	SB103
	Unrestricted Land Use	Industrial Properties			580-27282-6	580-27282-7	580-27282-8	580-27282-9	580-27282-10
Laboratory ID No.					7/6/2011	7/6/2011	7/6/2011	7/6/2011	7/6/2011
Date Sampled					6.5-7.5	9.5-10.5	0.75-1.75	6.5-7.5	9.0-10.0
Depth (feet below grade)									
Analytical Parameter									
Volatile Organic Compounds (µg/Kg)									
Dichlorodifluoromethane	NE	NE	16,000,000	300	ND (750)	ND (720)	ND (1.0)	ND (1,900)	ND (1.4)
Chloromethane	NE	NE	NE	49	ND (7,500)	ND (7,200)	ND (1.0)	ND (19,000)	ND (1.4)
Vinyl chloride	NE	NE	240,000	0.0053	ND (150)	ND (140)	1.6	ND (380)	32
Bromomethane	NE	NE	110,000	1.8	ND (2,600)	ND (2,500)	ND (1.0)	ND (6,600)	ND (1.4)
Chloroethane (ethyl chloride)	NE	NE	NE	5,900	ND (7,500)	ND (7,200)	1.4	ND (19,000)	3,500
Trichlorofluoromethane	NE	NE	24,000,000	690	ND (750)	ND (720)	ND (1.0)	ND (1,900)	ND (1.4)
1,1-Dichloroethene	NE	NE	4,000,000	93	720	1,900	52	ND (940)	110
Methylene chloride (Dichloromethane)	20	20	130,000	2.5	ND (750)	ND (720)	ND (15)	ND (1,900)	46
trans-1,2-Dichloroethene	NE	NE	1,600,000	25	ND (750)	ND (720)	ND (1.0)	ND (1,900)	2.0
1,1-Dichloroethane	NE	NE	16,000,000	0.68	ND (750)	1,600	1,900	6,700	10,000 H
2,2-Dichloropropane	NE	NE	NE	NE	ND (750)	ND (720)	ND (1.0)	ND (1,900)	ND (1.4)
cis-1,2-Dichloroethene	NE	NE	160,000	8.2	ND (750)	ND (720)	2.2	ND (1,900)	19
Chlorobromomethane (Bromochloromethane)	NE	NE	NE	21	ND (750)	ND (720)	ND (1.0)	ND (1,900)	ND (1.4)
Chloroform	NE	NE	800,000	0.053	ND (750)	ND (720)	ND (1.0)	ND (1,900)	ND (1.4)
Carbon tetrachloride	NE	NE	14,000	0.15	ND (370)	ND (360)	ND (1.0)	ND (940)	ND (1.4)
1,1-Dichloropropene	NE	NE	NE	NE	ND (750)	ND (720)	ND (1.0)	ND (1,900)	ND (1.4)
Benzene	30	30	18,000	0.20	ND (300)	ND (290)	ND (1.0)	ND (750)	ND (1.4)
1,2-Dichloroethane (EDC)	NE	NE	11,000	0.042	ND (750)	ND (720)	1.7	ND (1,900)	24
Trichloroethene	30	30	12,000	0.16	ND (300)	320	8.6	ND (750)	7.2
1,2-Dichloropropane	NE	NE	NE	0.13	ND (220)	ND (220)	1.0	ND (560)	ND (1.4)
Acetone	NE	NE	72,000,000	2,400	ND (7,500)	ND (7,200)	61	ND (19,000)	370
Dibromomethane (methylene bromide)	NE	NE	800,000	1.9	ND (750)	ND (720)	ND (1.0)	ND (1,900)	ND (1.4)
Dichlorobromomethane (bromodichloromethane)	NE	NE	16,000	0.032	ND (750)	ND (720)	ND (1.0)	ND (1,900)	ND (1.4)
cis-1,3-Dichloropropene	NE	NE	10,000 c	0.15 c	ND (300)	ND (290)	ND (1.0)	ND (750)	ND (1.4)
Toluene	7,000	7,000	6,400,000	590	ND (750)	ND (720)	3.5	ND (1,900)	66
trans-1,3-Dichloropropene	NE	NE	10,000 c	0.15 c	ND (300)	ND (290)	ND (1.0)	ND (750)	ND (1.4)
1,1,2-Trichloroethane	NE	NE	18,000	0.077	ND (220)	ND (220)	2.7	ND (560)	2.2
Tetrachloroethene	50	50	480,000	4.4	ND (370)	1,000	3.9	1,700	41
1,3-Dichloropropane	NE	NE	NE	99	ND (750)	ND (720)	ND (1.0)	ND (1,900)	ND (1.4)
Chlorodibromomethane (dibromochloromethane)	NE	NE	12,000	0.039	ND (750)	ND (720)	ND (1.0)	ND (1,900)	ND (1.4)
Ethylene dibromide (EDB)	5	5	500	NE	ND (750)	ND (720)	ND (1.0)	ND (1,900)	ND (1.4)
Chlorobenzene	NE	NE	1,600,000	49	ND (750)	ND (720)	ND (1.0)	ND (1,900)	ND (1.4)
Ethylbenzene	6,000	6,000	8,000,000	1.5	ND (750)	ND (720)	ND (1.0)	ND (1,900)	ND (1.4)
1,1,1,2-Tetrachloroethane	NE	NE	38,000	0.19	ND (750)	ND (720)	ND (1.0)	ND (1,900)	ND (1.4)
1,1,2,2-Tetrachloroethane	NE	NE	500	0.026	ND (190)	ND (180)	ND (2.1)	ND (470)	ND (2.9)
2-Butanone (methyl ethyl ketone / MEK)	NE	NE	48,000,000	1,000	ND (7,500)	ND (7,200)	11	ND (19,000)	240
m-Xylene & p-Xylene	9,000 a	9,000 a	16,000,000	180	ND (750)	ND (720)	ND (2.1)	ND (1,900)	3.5
o-Xylene	9,000 a	9,000 a	16,000,000	190	ND (750)	ND (720)	3.4	ND (1,900)	4.6
Styrene	NE	NE	16,000,000	1,200	ND (750)	ND (720)	ND (2.1)	ND (1,900)	ND (2.9)
Bromoform	NE	NE	130,000	2.1	ND (750)	ND (720)	ND (1.0)	ND (1,900)	ND (1.4)
Isopropylbenzene (cumene)	NE	NE	8,000,000	640	ND (750)	ND (720)	ND (2.1)	ND (1,900)	ND (2.9)
Bromobenzene	NE	NE	NE	36	ND (750)	ND (720)	ND (2.1)	ND (1,900)	ND (2.9)

Table 1
Soil Analytical Results - VOCs
Can Washer Chemical Storage
REXAM BEVERAGE CAN COMPANY
Kent, Washington

Sample ID Laboratory ID No. Date Sampled Depth (feet below grade) Analytical Parameter	MTCA Method A Cleanup Level		MTCA Method B Unrestricted Land Use Value (Direct Contact)	USEPA Risk- Based SSL Protection of Groundwater	SB102	SB102	SB103	SB103	SB103
	Unrestricted Land Use	Industrial Properties			580-27282-6 7/6/2011 6.5 -7.5	580-27282-7 7/6/2011 9.5 -10.5	580-27282-8 7/6/2011 0.75-1.75	580-27282-9 7/6/2011 6.5-7.5	580-27282-10 7/6/2011 9.0-10.0
N-Propylbenzene	NE	NE	8,000,000	990	ND (750)	ND (720)	ND (1.0)	ND (1,900)	1.9
1,2,3-Trichloropropane	NE	NE	33	0.00028	ND (750)	ND (720)	ND (1.0)	ND (1,900)	ND (1.4)
2-Chlorotoluene	NE	NE	1,600,000	170	ND (750)	ND (720)	ND (2.1)	ND (1,900)	ND (2.9)
1,3,5-Trimethylbenzene	NE	NE	800,000	120	ND (750)	ND (720)	12	ND (1,900)	ND (7.2)
4-Chlorotoluene	NE	NE	NE	180	ND (750)	ND (720)	ND (2.1)	ND (1,900)	ND (2.9)
tert-Butylbenzene	NE	NE	NE	NE	ND (750)	ND (720)	ND (2.1)	ND (1,900)	ND (2.9)
1,2,4-Trimethylbenzene	NE	NE	NE	21	ND (750)	ND (720)	ND (2.1)	ND (1,900)	54
sec-Butylbenzene	NE	NE	NE	NE	ND (750)	ND (720)	ND (2.1)	ND (1,900)	ND (2.9)
1,3-Dichlorobenzene	NE	NE	NE	NE	ND (750)	ND (720)	ND (1.0)	ND (1,900)	ND (1.4)
4-Isopropyltoluene	NE	NE	NE	NE	ND (750)	ND (720)	ND (2.1)	ND (1,900)	ND (2.9)
1,4-Dichlorobenzene	NE	NE	NE	0.4	ND (750)	ND (720)	ND (1.0)	ND (1,900)	ND (1.4)
n-Butylbenzene	NE	NE	NE	2,500	ND (750)	ND (720)	ND (2.1)	ND (1,900)	ND (2.9)
1,2-Dichlorobenzene	NE	NE	7,200,000	270	ND (750)	ND (720)	ND (1.0)	ND (1,900)	ND (1.4)
1,2-Dibromo-3-Chloropropane (DBCP)	NE	NE	1,300	0.00014	ND (3,700)	ND (3,600)	ND (2.1)	ND (9,400)	ND (2.9)
1,2,4-Trichlorobenzene	NE	NE	35,000	2.9	ND (750)	ND (720)	ND (2.1)	ND (1,900)	ND (2.9)
1,2,3-Trichlorobenzene	NE	NE	NE	15	ND (750)	ND (720)	ND (2.1)	ND (1,900)	ND (2.9)
Hexachlorobutadiene	NE	NE	13,000	0.5	ND (750)	ND (720)	ND (1.0)	ND (1,900)	ND (1.4)
4-Methyl-2-pentanone (methyl isobutyl ketone / MIBK)	NE	NE	6,400,000	230	ND (3,700)	ND (3,600)	ND(5.1)	ND (9,400)	11
Naphthalene	5,000	5,000	1,600,000	0.47	ND (750)	ND (720)	ND(5.1)	ND (1,900)	ND (7.2)
Methyl tert-butyl ether (MTBE)	100	100	NE	2.8	ND (750)	ND (720)	ND (1.0)	ND (1,900)	ND (1.4)
2-Hexanone (methyl butyl ketone / MBK)	NE	NE	NE	7.9	ND (3,700)	ND (3,600)	ND(5.1)	ND (9,400)	ND (7.2)
1,1,1-Trichloroethane	2,000	2,000	160,000,000	2,600	890	3,400	37	14,000	4,800
VOC TICs (µg/Kg)									
Unknown	NE	NE	NE	NE					80 T J
Unknown	NE	NE	NE	NE					
2-Ethyl-1-Hexanol	NE	NE	NE	NE					
Benzene, 1-ethyl-2-methyl-	NE	NE	NE	NE					
Benzene, 1-ethyl-2-methyl-	NE	NE	NE	NE					
Benzene, 1,3,5-trimethyl-	NE	NE	NE	NE					
Benzene, 1,2-diethyl-	NE	NE	NE	NE					
Benzene, 1-ethyl-4-methyl-	NE	NE	NE	NE					
1,1,2-Trichloro-1,2,2-trifluoroethane	NE	NE	NE	NE					9.3
Carbon disulfide	NE	NE	8,000,000	210					
Unknown Hydrocarbon	NE	NE	NE	NE					140 T J
Unknown Hydrocarbon	NE	NE	NE	NE					430 T J
Dimethyl sulfide	NE	NE	NE	NE					
Dimethyl trisulfide	NE	NE	NE	NE					
Disiloxane, hexamethyl-	NE	NE	NE	NE			23 T J N		
Disiloxane, hexamethyl-	NE	NE	NE	NE					
Unknown Aromatic Hydrocarbon	NE	NE	NE	NE					
Unknown Aromatic Hydrocarbon	NE	NE	NE	NE			7.8 T J		

Table 1
Soil Analytical Results - VOCs
Can Washer Chemical Storage
REXAM BEVERAGE CAN COMPANY
Kent, Washington

Sample ID Laboratory ID No. Date Sampled	MTCA Method A Cleanup Level		MTCA Method B Unrestricted Land Use Value (Direct Contact)	USEPA Risk- Based SSL Protection of Groundwater	SB102	SB102	SB103	SB103	SB103
	Unrestricted Land Use	Industrial Properties			580-27282-6 7/6/2011 6.5 -7.5	580-27282-7 7/6/2011 9.5 -10.5	580-27282-8 7/6/2011 0.75-1.75	580-27282-9 7/6/2011 6.5-7.5	580-27282-10 7/6/2011 9.0-10.0
Analytical Parameter									
Unknown Aromatic Hydrocarbon	NE	NE	NE	NE			12 T J		
Unknown Aromatic Hydrocarbon	NE	NE	NE	NE			7.1 T J		
Hexane	NE	NE	4,800,000	1,800					15
Isobutyl alcohol	NE	NE	24,000,000	950					220
2-Methyl-2-propanol	NE	NE	NE	NE					
Decane	NE	NE	NE	NE					
Undecane	NE	NE	NE	NE					
Cyclopropane, 1,1-dimethyl-	NE	NE	NE	NE					
Cyclopropane, 1,1-dimethyl-	NE	NE	NE	NE					
Ethane, (methylthio)-	NE	NE	NE	NE					
1,3-Dioxolane	NE	NE	NE	NE					
1,3-Dioxolane	NE	NE	NE	NE					
Total VOC TICs	NE	NE	NE	NE	0	0	49.9	0	894.3

Legend:

Highlighted values equal or exceed MTCA Method A standard.

µg/Kg = microgram per kilogram.

B = The analyte was found in the laboratory method blank as well as in the sample.

T = Result is a tentatively identified compound (TIC) and an estimated value.

J = Indicates an estimated value for TICs.

N = Presumptive evidence of material.

H = sample was prepped or analyzed beyond the specified holding time.

ND (XX) = Not detected at reported concentration.

NE = Not established.

* = Internal standard (ISTD) response or retention time outside acceptable limits.

a = Listed as total Xylenes.

c = Listed as 1,3-Dichloropropene.

MTCA Method B values are most stringent values taken from Cleanup Levels and Risk Calculation database. These are not standards, but are provided for comparison purposes for analytes with no Method A standard.

USEPA Risk Based Soil Screening Levels (SSL) for protection of groundwater are provided for comparison purposes for analytes with no Method A standard.

MTCA = Model Toxics Control Act.

USEPA = United States Environmental Protection Agency.

Table 1
Soil Analytical Results - VOCs
Can Washer Chemical Storage
REXAM BEVERAGE CAN COMPANY
Kent, Washington

Sample ID Laboratory ID No. Date Sampled	MTCA Method A Cleanup Level		MTCA Method B Unrestricted Land Use Value (Direct Contact)	USEPA Risk- Based SSL Protection of Groundwater	SB104	SB104	SB104	SB104
	Unrestricted Land Use	Industrial Properties			580-27282-11	580-27282-45	580-27282-46	580-27282-47
Depth (feet below grade)					7/6/2011	7/6/2011	7/6/2011	7/6/2011
Analytical Parameter					0.75-1.75	3.5 - 4.5	6.5 - 7.5	10.0 - 11.0
Volatile Organic Compounds (µg/Kg)								
Dichlorodifluoromethane	NE	NE	16,000,000	300	ND (2,000)	ND (1,800) H	ND (0.86)	ND (1.1)
Chloromethane	NE	NE	NE	49	ND (20,000)	ND (18,000) H	ND (0.86)	ND (1.1)
Vinyl chloride	NE	NE	240,000	0.0053	ND (390)	ND (370) H	13	1.5
Bromomethane	NE	NE	110,000	1.8	ND (6,800)	ND (6,400) H	ND (0.86)	ND (1.1)
Chloroethane (ethyl chloride)	NE	NE	NE	5,900	ND (20,000)	ND (18,000) H	49	980 H
Trichlorofluoromethane	NE	NE	24,000,000	690	ND (2,000)	ND (1,800) H	ND (0.86)	ND (1.1)
1,1-Dichloroethane	NE	NE	4,000,000	93	ND (980)	7,300 H	NA	ND (5.3)
Methylene chloride (Dichloromethane)	20	20	130,000	2.5	ND (2,000)	ND (1,800) H	ND (13)	ND (16)
trans-1,2-Dichloroethene	NE	NE	1,600,000	25	ND (2,000)	ND (1,800) H	ND (0.86)	ND (1.1)
1,1-Dichloroethane	NE	NE	16,000,000	0.68	6,500	22,000 H	1,200 H	6.1
2,2-Dichloropropane	NE	NE	NE	NE	ND (2,000)	ND (1,800) H	2.3	ND (1.1)
cis-1,2-Dichloroethene	NE	NE	160,000	8.2	ND (2,000)	ND (1,800) H	2.2	ND (1.1)
Chlorobromomethane (Bromochloromethane)	NE	NE	NE	21	ND (2,000)	ND (1,800) H	ND (0.86)	ND (1.1)
Chloroform	NE	NE	800,000	0.053	ND (2,000)	ND (1,800) H	1.5	ND (1.1)
Carbon tetrachloride	NE	NE	14,000	0.15	ND (980)	ND (920) H	ND (0.86)	ND (1.1)
1,1-Dichloropropene	NE	NE	NE	NE	ND (2,000)	ND (1,800) H	ND (0.86)	ND (1.1)
Benzene	30	30	18,000	0.20	ND (780)	ND (730) H	ND (0.86)	ND (1.1)
1,2-Dichloroethane (EDC)	NE	NE	11,000	0.042	ND (2,000)	ND (1,800) H	14	4.1
Trichloroethene	30	30	12,000	0.16	1,000	1,200 H	8.9	ND (1.1)
1,2-Dichloropropane	NE	NE	NE	0.13	ND (590)	ND (550) H	ND (0.86)	ND (1.1)
Acetone	NE	NE	72,000,000	2,400	ND (20,000)	ND (18,000) H	2,100 H	150
Dibromomethane (methylene bromide)	NE	NE	800,000	1.9	ND (2,000)	ND (1,800) H	ND (0.86)	ND (1.1)
Dichlorobromomethane (bromodichloromethane)	NE	NE	16,000	0.032	ND (2,000)	ND (1,800) H	ND (0.86)	ND (1.1)
cis-1,3-Dichloropropene	NE	NE	10,000 c	0.15 c	ND (780)	ND (730) H	ND (0.86)	ND (1.1)
Toluene	7,000	7,000	6,400,000	590	ND (2,000)	ND (1,800) H	21	42
trans-1,3-Dichloropropene	NE	NE	10,000 c	0.15 c	ND (780)	ND (730) H	ND (0.86)	ND (1.1)
1,1,2-Trichloroethane	NE	NE	18,000	0.077	ND (590)	ND (550) H	8.0	ND (1.1)
Tetrachloroethene	50	50	480,000	4.4	1,500	2,000 H	6.7	ND (1.1)
1,3-Dichloropropane	NE	NE	NE	99	ND (2,000)	ND (1,800) H	ND (0.86)	ND (1.1)
Chlorodibromomethane (dibromochloromethane)	NE	NE	12,000	0.039	ND (2,000)	ND (1,800) H	ND (0.86)	ND (1.1)
Ethylene dibromide (EDB)	5	5	500	NE	ND (2,000)	ND (1,800) H	ND (0.86)	ND (1.1)
Chlorobenzene	NE	NE	1,600,000	49	ND (2,000)	ND (1,800) H	ND (0.86)	ND (1.1)
Ethylbenzene	6,000	6,000	8,000,000	1.5	ND (2,000)	ND (1,800) H	ND (0.86)	1.3
1,1,1,2-Tetrachloroethane	NE	NE	38,000	0.19	ND (2,000)	ND (1,800) H	ND (0.86)	ND (1.1)
1,1,2,2-Tetrachloroethane	NE	NE	500	0.026	ND (490)	ND (460) H	ND (1.7)	ND (2.1)
2-Butanone (methyl ethyl ketone / MEK)	NE	NE	48,000,000	1,000	ND (20,000)	ND (18,000) H	620	29
m-Xylene & p-Xylene	9,000 a	9,000 a	16,000,000	180	ND (2,000)	ND (1,800) H	ND (1.7)	2.1
o-Xylene	9,000 a	9,000 a	16,000,000	190	ND (2,000)	ND (1,800) H	2.6	2.8
Styrene	NE	NE	16,000,000	1,200	ND (2,000)	ND (1,800) H	ND (1.7)	ND (2.1)
Bromoform	NE	NE	130,000	2.1	ND (2,000)	ND (1,800) H	ND (0.86)	ND (1.1)
Isopropylbenzene (cumene)	NE	NE	8,000,000	640	ND (2,000)	ND (1,800) H	ND (1.7)	ND (2.1)
Bromobenzene	NE	NE	NE	36	ND (2,000)	ND (1,800) H	ND (1.7)	ND (2.1)

Table 1
Soil Analytical Results - VOCs
Can Washer Chemical Storage
REXAM BEVERAGE CAN COMPANY
Kent, Washington

Sample ID Laboratory ID No. Date Sampled	MTCA Method A Cleanup Level		MTCA Method B Unrestricted Land Use Value (Direct Contact)	USEPA Risk- Based SSL Protection of Groundwater	SB104	SB104	SB104	SB104
	Unrestricted Land Use	Industrial Properties			580-27282-11 7/6/2011 0.75-1.75	580-27282-45 7/6/2011 3.5 - 4.5	580-27282-46 7/6/2011 6.5 - 7.5	580-27282-47 7/6/2011 10.0 - 11.0
Depth (feet below grade)								
Analytical Parameter								
N-Propylbenzene	NE	NE	8,000,000	990	ND (2,000)	ND (1,800) H	1.0	1.9
1,2,3-Trichloropropane	NE	NE	33	0.00028	ND (2,000)	ND (1,800) H	ND (0.86)	ND (1.1)
2-Chlorotoluene	NE	NE	1,600,000	170	ND (2,000)	ND (1,800) H	ND (1.7)	ND (2.1)
1,3,5-Trimethylbenzene	NE	NE	800,000	120	ND (2,000)	2,900 H	ND(4.3)	8.3
4-Chlorotoluene	NE	NE	NE	180	ND (2,000)	ND (1,800) H	ND (1.7)	ND (2.1)
tert-Butylbenzene	NE	NE	NE	NE	ND (2,000)	ND (1,800) H	ND (1.7)	ND (2.1)
1,2,4-Trimethylbenzene	NE	NE	NE	21	ND (2,000)	5,900 H	2.8	21
sec-Butylbenzene	NE	NE	NE	NE	ND (2,000)	ND (1,800) H	ND (1.7)	ND (2.1)
1,3-Dichlorobenzene	NE	NE	NE	NE	ND (2,000)	ND (1,800) H	ND (0.86)	ND (1.1)
4-Isopropyltoluene	NE	NE	NE	NE	ND (2,000)	ND (1,800) H	3.5	ND (2.1)
1,4-Dichlorobenzene	NE	NE	NE	0.4	ND (2,000)	ND (1,800) H	ND (0.86)	ND (1.1)
n-Butylbenzene	NE	NE	NE	2,500	ND (2,000)	ND (1,800) H	ND (1.7)	2.8
1,2-Dichlorobenzene	NE	NE	7,200,000	270	ND (2,000)	ND (1,800) H	ND (0.86)	ND (1.1)
1,2-Dibromo-3-Chloropropane (DBCP)	NE	NE	1,300	0.00014	ND (9,800)	ND (9,200) H	ND (1.7)	ND (2.1)
1,2,4-Trichlorobenzene	NE	NE	35,000	2.9	ND (2,000)	ND (1,800) H	ND (1.7)	ND (2.1)
1,2,3-Trichlorobenzene	NE	NE	NE	15	ND (2,000)	ND (1,800) H	ND (1.7)	ND (2.1)
Hexachlorobutadiene	NE	NE	13,000	0.5	ND (2,000)	ND (1,800) H	ND (0.86)	ND (1.1)
4-Methyl-2-pentanone (methyl isobutyl ketone / MIBK)	NE	NE	6,400,000	230	ND (9,800)	ND (9,200) H	550	11
Naphthalene	5,000	5,000	1,600,000	0.47	ND (2,000)	ND (1,800) H	ND(4.3)	ND (5.3)
Methyl tert-butyl ether (MTBE)	100	100	NE	2.8	ND (2,000)	ND (1,800) H	ND (0.86)	ND (1.1)
2-Hexanone (methyl butyl ketone / MBK)	NE	NE	NE	7.9	ND (9,800)	ND (9,200) H	ND(4.3)	ND (5.3)
1,1,1-Trichloroethane	2,000	2,000	160,000,000	2,600	630,000 H	660,000 H	2,200 H	40
VOC TICs (µg/Kg)								
Unknown	NE	NE	NE	NE	280,000 T H J	260,000 T H J		
Unknown	NE	NE	NE	NE		21,000 T H J		
2-Ethyl-1-Hexanol	NE	NE	NE	NE				
Benzene, 1-ethyl-2-methyl-	NE	NE	NE	NE				9.2 T J N
Benzene, 1-ethyl-2-methyl-	NE	NE	NE	NE				
Benzene, 1,3,5-trimethyl-	NE	NE	NE	NE				
Benzene, 1,2-diethyl-	NE	NE	NE	NE				
Benzene, 1-ethyl-4-methyl-	NE	NE	NE	NE				
1,1,2-Trichloro-1,2,2-trifluoroethane	NE	NE	NE	NE				
Carbon disulfide	NE	NE	8,000,000	210			3.0	
Unknown Hydrocarbon	NE	NE	NE	NE				
Unknown Hydrocarbon	NE	NE	NE	NE				
Dimethyl sulfide	NE	NE	NE	NE				
Dimethyl trisulfide	NE	NE	NE	NE				
Disiloxane, hexamethyl-	NE	NE	NE	NE				20 T J N
Disiloxane, hexamethyl-	NE	NE	NE	NE				11 T J N
Unknown Aromatic Hydrocarbon	NE	NE	NE	NE				
Unknown Aromatic Hydrocarbon	NE	NE	NE	NE				6.7 T J

Table 1
Soil Analytical Results - VOCs
Can Washer Chemical Storage
REXAM BEVERAGE CAN COMPANY
Kent, Washington

Sample ID Laboratory ID No. Date Sampled	MTCA Method A Cleanup Level		MTCA Method B Unrestricted Land Use Value (Direct Contact)	USEPA Risk- Based SSL Protection of Groundwater	SB104	SB104	SB104	SB104
	Unrestricted Land Use	Industrial Properties			580-27282-11	580-27282-45	580-27282-46	580-27282-47
Depth (feet below grade)					7/6/2011	7/6/2011	7/6/2011	7/6/2011
Analytical Parameter					0.75-1.75	3.5 - 4.5	6.5 - 7.5	10.0 - 11.0
Unknown Aromatic Hydrocarbon	NE	NE	NE	NE				5.3 T J
Unknown Aromatic Hydrocarbon	NE	NE	NE	NE				
Hexane	NE	NE	4,800,000	1,800				33
Isobutyl alcohol	NE	NE	24,000,000	950			1,100	440
2-Methyl-2-propanol	NE	NE	NE	NE			10	
Decane	NE	NE	NE	NE		20,000 T H J N		
Undecane	NE	NE	NE	NE		15,000 T H J N		
Cyclopropane, 1,1-dimethyl-	NE	NE	NE	NE				5.4 T J N
Cyclopropane, 1,1-dimethyl-	NE	NE	NE	NE				5.6 T J N
Ethane, (methylthio)-	NE	NE	NE	NE				8.4 T J N
1,3-Dioxolane	NE	NE	NE	NE				8.3 T J N
1,3-Dioxolane	NE	NE	NE	NE				6.1 T J N
Total VOC TICs	NE	NE	NE	NE	280,000	316,000	1,113	559

Legend:

Highlighted values equal or exceed MTCA Method A standard.

µg/Kg = microgram per kilogram.

B = The analyte was found in the laboratory method blank as well as in the sample.

T= Result is a tentatively identified compound (TIC) and an estimated value.

J = Indicates an estimated value for TICs.

N = Presumptive evidence of material.

H = sample was prepped or analyzed beyond the specified holding time.

ND (XX) = Not detected at reported concentration.

NE = Not established.

* = Internal standard (ISTD) response or retention time outside acceptable limits.

a = Listed as total Xylenes.

c = Listed as 1,3-Dichloropropene.

MTCA Method B values are most stringent values taken from Cleanup Levels and Risk Calculation database. These are not standards, but are provided for comparison purposes for analytes with no Method A standard.

USEPA Risk Based Soil Screening Levels (SSL) for protection of groundwater are provided for comparison purposes for analytes with no Method A standard.

MTCA = Model Toxics Control Act.

USEPA = United States Environmental Protection Agency.

Table 2
Soil Analytical Results - VOCs
Front End and Baler Area
REXAM BEVERAGE CAN COMPANY
Kent, Washington

Sample ID Laboratory ID No.	MTCA Method A Cleanup Level		MTCA Method B Unrestricted Land Use Value (Direct Contact)	USEPA Risk- Based SSL Protection of Groundwater	SB105	SB105	SB106	SB106	SB107
	Unrestricted Land Use	Industrial Properties			580-27282-13	580-27282-14	580-27282-15	580-27282-16	580-27282-17
Date Sampled					7/6/2011	7/6/2011	7/6/2011	7/6/2011	7/6/2011
Depth (feet below grade)					1.0-2.0	9.5-10.5	0.5-1.5	9.5-10.5	0.5-1.5
Analytical Parameter									
Volatile Organic Compounds (µg/Kg)									
Dichlorodifluoromethane	NE	NE	16,000,000	300	ND (1.3)	ND (0.93)	ND (0.90)	ND (0.83)	ND (0.89)
Chloromethane	NE	NE	NE	49	ND (1.3)	ND (0.93)	ND (0.90)	ND (0.83)	ND (0.89)
Vinyl chloride	NE	NE	240,000	0.0053	ND (1.3)	ND (0.93)	ND (0.90)	ND (0.83)	ND (0.89)
Bromomethane	NE	NE	110,000	1.8	ND (1.3)	ND (0.93)	ND (0.90)	ND (0.83)	ND (0.89)
Chloroethane (ethyl chloride)	NE	NE	NE	5,900	ND (1.3)	24	ND (0.90)	ND (0.83)	2.6
Trichlorofluoromethane	NE	NE	24,000,000	690	ND (1.3)	ND (0.93)	ND (0.90)	ND (0.83)	ND (0.89)
1,1-Dichloroethene	NE	NE	4,000,000	93	ND (6.5)	ND (4.6)	ND (4.5)	ND (4.1)	ND (4.5)
Methylene chloride (Dichloromethane)	20	20	130,000	2.5	ND (20)	ND (14)	ND (14)	ND (12)	ND (13)
trans-1,2-Dichloroethene	NE	NE	1,600,000	25	ND (1.3)	ND (0.93)	ND (0.90)	ND (0.83)	ND (0.89)
1,1-Dichloroethane	NE	NE	16,000,000	0.68	5.8	ND (0.93)	ND (0.90)	ND (0.83)	1.9
2,2-Dichloropropane	NE	NE	NE	NE	ND (1.3)	ND (0.93)	ND (0.90)	ND (0.83)	ND (0.89)
cis-1,2-Dichloroethene	NE	NE	160,000	8.2	ND (1.3)	1.6	ND (0.90)	ND (0.83)	ND (0.89)
Chlorobromomethane (Bromochloromethane)	NE	NE	NE	21	ND (1.3)	ND (0.93)	ND (0.90)	ND (0.83)	ND (0.89)
Chloroform	NE	NE	800,000	0.053	ND (1.3)	ND (0.93)	ND (0.90)	ND (0.83)	ND (0.89)
Carbon tetrachloride	NE	NE	14,000	0.15	ND (1.3)	ND (0.93)	ND (0.90)	ND (0.83)	ND (0.89)
1,1-Dichloropropene	NE	NE	NE	NE	ND (1.3)	ND (0.93)	ND (0.90)	ND (0.83)	ND (0.89)
Benzene	30	30	18,000	0.20	ND (1.3)	ND (0.93)	ND (0.90)	ND (0.83)	ND (0.89)
1,2-Dichloroethane (EDC)	NE	NE	11,000	0.042	ND (1.3)	ND (0.93)	ND (0.90)	ND (0.83)	ND (0.89)
Trichloroethene	30	30	12,000	0.16	ND (1.3)	ND (0.93)	ND (0.90)	ND (0.83)	ND (0.89)
1,2-Dichloropropane	NE	NE	NE	0.13	ND (1.3)	ND (0.93)	ND (0.90)	ND (0.83)	ND (0.89)
Acetone	NE	NE	72,000,000	2,400	ND (20)	88	74	48	58
Dibromomethane (methylene bromide)	NE	NE	800,000	1.9	ND (1.3)	ND (0.93)	ND (0.90)	ND (0.83)	ND (0.89)
Dichlorobromomethane (bromodichloromethane)	NE	NE	16,000	0.032	ND (1.3)	ND (0.93)	ND (0.90)	ND (0.83)	ND (0.89)
cis-1,3-Dichloropropene	NE	NE	10,000 c	0.15 c	ND (1.3)	ND (0.93)	ND (0.90)	ND (0.83)	ND (0.89)
Toluene	7,000	7,000	6,400,000	590	ND (2.6)	ND(1.9)	4.2	ND (1.7)	ND (1.8)
trans-1,3-Dichloropropene	NE	NE	10,000 c	0.15 c	ND (1.3)	ND (0.93)	ND (0.90)	ND (0.83)	ND (0.89)
1,1,2-Trichloroethane	NE	NE	18,000	0.077	ND (1.3)	ND (0.93)	ND (0.90)	ND (0.83)	ND (0.89)
Tetrachloroethene	50	50	480,000	4.4	ND (1.3)	ND (0.93)	0.92	ND (0.83)	ND (0.89)
1,3-Dichloropropane	NE	NE	NE	99	ND (1.3)	ND (0.93)	ND (0.90)	ND (0.83)	ND (0.89)
Chlorodibromomethane (dibromochloromethane)	NE	NE	12,000	0.039	ND (1.3)	ND (0.93)	ND (0.90)	ND (0.83)	ND (0.89)
Ethylene dibromide (EDB)	5	5	500	NE	ND (1.3)	ND (0.93)	ND (0.90)	ND (0.83)	ND (0.89)
Chlorobenzene	NE	NE	1,600,000	49	ND (1.3)	ND (0.93)	ND (0.90)*	ND (0.83)	ND (0.89)
Ethylbenzene	6,000	6,000	8,000,000	1.5	ND (1.3)	ND (0.93)	42*	ND (0.83)	ND (0.89)
1,1,1,2-Tetrachloroethane	NE	NE	38,000	0.19	ND (1.3)	ND (0.93)	ND (0.90)*	ND (0.83)	ND (0.89)
1,1,2,2-Tetrachloroethane	NE	NE	500	0.026	ND (2.6)	ND(1.9)	ND (1.8)*	ND (1.7)	ND (1.8)
2-Butanone (methyl ethyl ketone / MEK)	NE	NE	48,000,000	1,000	ND (6.5)	15	11	6.9	8.7
m-Xylene & p-Xylene	9,000 a	9,000 a	16,000,000	180	ND (2.6)	ND(1.9)	260*	ND (1.7)	3.9
o-Xylene	9,000 a	9,000 a	16,000,000	190	ND (1.3)	ND (0.93)	89*	ND (0.83)	1.6
Styrene	NE	NE	16,000,000	1,200	ND (2.6)	ND(1.9)	3.9*	ND (1.7)	ND (1.8)
Bromoform	NE	NE	130,000	2.1	ND (1.3)	ND (0.93)	ND (0.90)*	ND (0.83)	ND (0.89)
Isopropylbenzene (cumene)	NE	NE	8,000,000	640	ND (2.6)	ND(1.9)	ND (1.8)*	ND (1.7)	ND (1.8)
Bromobenzene	NE	NE	NE	36	ND (2.6)	ND(1.9)	ND (1.8)*	ND (1.7)	ND (1.8)
N-Propylbenzene	NE	NE	8,000,000	990	ND (1.3)	ND (0.93)	2.0*	ND (0.83)	ND (0.89)
1,2,3-Trichloropropane	NE	NE	33	0.00028	ND (1.3)	ND (0.93)	ND (0.90)*	ND (0.83)	ND (0.89)

Table 2
Soil Analytical Results - VOCs
Front End and Baler Area
REXAM BEVERAGE CAN COMPANY
Kent, Washington

Sample ID	MTCA Method A		MTCA Method B	USEPA Risk-Based SSL Protection of Groundwater	SB105	SB105	SB106	SB106	SB107
	Cleanup Level				580-27282-13	580-27282-14	580-27282-15	580-27282-16	580-27282-17
Laboratory ID No.			Unrestricted Land Use Value (Direct Contact)		7/6/2011	7/6/2011	7/6/2011	7/6/2011	7/6/2011
Date Sampled	Unrestricted Land Use	Industrial Properties			580-27282-13	580-27282-14	580-27282-15	580-27282-16	580-27282-17
Depth (feet below grade)					1.0-2.0	9.5-10.5	0.5-1.5	9.5-10.5	0.5-1.5
Analytical Parameter									
2-Chlorotoluene	NE	NE	1,600,000	170	ND (2.6)	ND(1.9)	ND (1.8)*	ND (1.7)	ND (1.8)
1,3,5-Trimethylbenzene	NE	NE	800,000	120	ND (6.5)	ND (4.6)	6.5*	ND (4.1)	ND(4.5)
4-Chlorotoluene	NE	NE	NE	180	ND (2.6)	ND(1.9)	ND (1.8)*	ND (1.7)	ND (1.8)
tert-Butylbenzene	NE	NE	NE	NE	ND (2.6)	ND(1.9)	ND (1.8)*	ND (1.7)	ND (1.8)
1,2,4-Trimethylbenzene	NE	NE	NE	21	ND (2.6)	ND(1.9)	14*	ND (1.7)	6.7
sec-Butylbenzene	NE	NE	NE	NE	ND (2.6)	ND(1.9)	ND (1.8)*	ND (1.7)	ND (1.8)
1,3-Dichlorobenzene	NE	NE	NE	NE	ND (1.3)	ND (0.93)	ND (0.90)*	ND (0.83)	ND (0.89)
4-Isopropyltoluene	NE	NE	NE	NE	ND (2.6)	ND(1.9)	15*	ND (1.7)	ND (1.8)
1,4-Dichlorobenzene	NE	NE	NE	0.4	ND (1.3)	ND (0.93)	ND (0.90)*	ND (0.83)	ND (0.89)
n-Butylbenzene	NE	NE	NE	2,500	ND (2.6)	ND(1.9)	8.8*	ND (1.7)	ND (1.8)
1,2-Dichlorobenzene	NE	NE	7,200,000	270	ND (1.3)	ND (0.93)	ND (0.90)*	ND (0.83)	ND (0.89)
1,2-Dibromo-3-Chloropropane (DBCP)	NE	NE	1,300	0.00014	ND (2.6)	ND(1.9)	ND (1.8)*	ND (1.7)	ND (1.8)
1,2,4-Trichlorobenzene	NE	NE	35,000	2.9	ND (2.6)	ND(1.9)	ND (1.8)*	ND (1.7)	ND (1.8)
1,2,3-Trichlorobenzene	NE	NE	NE	15	ND (2.6)	ND(1.9)	ND (1.8)*	ND (1.7)	ND (1.8)
Hexachlorobutadiene	NE	NE	13,000	0.5	ND (1.3)	ND (0.93)	ND (0.90)*	ND (0.83)	ND (0.89)
4-Methyl-2-pentanone (methyl isobutyl ketone / MIBK)	NE	NE	6,400,000	230	ND (6.5)	ND(4.6)	6.6	ND (4.1)	ND(4.5)
Naphthalene	5,000	5,000	1,600,000	0.47	ND (6.5)	ND(4.6)	6.6*	ND (4.1)	ND(4.5)
Methyl tert-butyl ether (MTBE)	100	100	NE	2.8	ND (1.3)	ND (0.93)	ND (0.90)	ND (0.83)	ND (0.89)
2-Hexanone (methyl butyl ketone / MBK)	NE	NE	NE	7.9	ND (6.5)	ND(4.6)	ND(4.5)	ND (4.1)	ND(4.5)
1,1,1-Trichloroethane	2,000	2,000	160,000,000	2,600	25	2.1	3.2	2.4	6.7
VOC TICs (µg/Kg)									
Unknown	NE	NE	NE	NE			82 T J		
Unknown	NE	NE	NE	NE					
Unknown	NE	NE	NE	NE					
2-Ethyl-1-Hexanol	NE	NE	NE	NE			92		
Benzene, 1,3,5-trimethyl-	NE	NE	NE	NE					
Carbon disulfide	NE	NE	8,000,000	210					1.5
Unknown Hydrocarbon	NE	NE	NE	NE					
Unknown Hydrocarbon	NE	NE	NE	NE					
Unknown Hydrocarbon	NE	NE	NE	NE					
Unknown Aromatic Hydrocarbon	NE	NE	NE	NE					
Unknown Aromatic Hydrocarbon	NE	NE	NE	NE			12 T J		
Unknown Aromatic Hydrocarbon	NE	NE	NE	NE			9.9 T J		
Unknown Aromatic Hydrocarbon	NE	NE	NE	NE			11 T J		
Unknown Aromatic Hydrocarbon	NE	NE	NE	NE					
Isobutyl alcohol	NE	NE	24,000,000	950					
2-Methyl-2-propanol	NE	NE	NE	NE			26		10
Unknown alkane	NE	NE	NE	NE			7.9 T J		
Unknown alkane	NE	NE	NE	NE			14 T J		
Unknown alkane	NE	NE	NE	NE			12 T J		
Unknown Ketone	NE	NE	NE	NE					
tert-Butyldimethylsilanol	NE	NE	NE	NE					
tert-Amyl methylether	NE	NE	NE	NE					
Acetaldehyde	NE	NE	NE	0.45					

Table 2
Soil Analytical Results - VOCs
Front End and Baler Area
REXAM BEVERAGE CAN COMPANY
Kent, Washington

Sample ID Laboratory ID No. Date Sampled Depth (feet below grade) Analytical Parameter	MTCA Method A Cleanup Level		MTCA Method B Unrestricted Land Use Value (Direct Contact)	USEPA Risk- Based SSL Protection of Groundwater	SB105 580-27282-13 7/6/2011 1.0-2.0	SB105 580-27282-14 7/6/2011 9.5-10.5	SB106 580-27282-15 7/6/2011 0.5-1.5	SB106 580-27282-16 7/6/2011 9.5-10.5	SB107 580-27282-17 7/6/2011 0.5-1.5
	Unrestricted Land Use	Industrial Properties							
Methyl acetate	NE	NE	80,000,000	3,200					
1,3-Dichloro-2-methyl-propene	NE	NE	NE	NE					
2-Pentanone-3-methyl-	NE	NE	NE	NE					
3-Penten-2-one, 4-methyl-	NE	NE	NE	NE					
Cyclohexane, 1,1,3-trimethyl-	NE	NE	NE	NE					
1-Hexene, 2,5,5-trimethyl-	NE	NE	NE	NE					
Heptane, 2,5-dimethyl-	NE	NE	NE	NE					
2-Hexene, 3,4,4-trimethyl-	NE	NE	NE	NE					
Cyclohexane, propyl-	NE	NE	NE	NE					
Nonane, 4-methyl	NE	NE	NE	NE					
Decane	NE	NE	NE	NE					
Undecane	NE	NE	NE	NE					
1H-Indene, octahydro-, cis	NE	NE	NE	NE					
Cyclohexane, 1,ethyl-2,4-dimethyl-	NE	NE	NE	NE					
2-Hexyl-1-octanol	NE	NE	NE	NE					
Octane, 3-methyl-	NE	NE	NE	NE					
Cyclohexane, methyl-	NE	NE	NE	NE					
3-Nonene, 3-methyl-, E	NE	NE	NE	NE					
Decane, 4-methyl-	NE	NE	NE	NE					
Cyclohexane, 1,1-dimethyl-	NE	NE	NE	NE					
4-Hexen-1-ol, 5-methyl-2-(1-methyletheny	NE	NE	NE	NE					
Total VOC TICs	NE	NE	NE	NE	0	0	266.8	0	11.5

Legend:

Highlighted values equal or exceed MTCA Method A standard.

µg/Kg = microgram per kilogram.

B = The analyte was found in the laboratory method blank as well as in the sample.

T= Result is a tentatively identified compound (TIC) and an estimated value.

J = Indicates an estimated value for TICs.

N = Presumptive evidence of material.

H = sample was prepped or analyzed beyond the specified holding time.

ND (XX) = Not detected at reported concentration.

NE = Not established.

* = Internal standard (ISTD) response or retention time outside acceptable limits.

a = Listed as total Xylenes.

c = Listed as 1,3-Dichloropropene.

MTCA Method B values are most stringent values taken from Cleanup Levels and Risk Calculation database. These are not standards, but are provided for comparison purposes for analytes with no Method A standard.

USEPA Risk Based Soil Screening Levels (SSL) for protection of groundwater are provided for comparison purposes for analytes with no Method A standard.

MTCA = Model Toxics Control Act.

USEPA = United States Environmental Protection Agency.

Table 2
Soil Analytical Results - VOCs
Front End and Baler Area
REXAM BEVERAGE CAN COMPANY
Kent, Washington

Sample ID	MTCA Method A		MTCA Method B	USEPA Risk-Based SSL	SB107	SB108	SB108	SB108	SB109
	Cleanup Level				580-27282-18	580-27282-19	580-27282-20	580-27282-21	580-27282-22
Laboratory ID No.			Unrestricted Land Use Value (Direct Contact)	Protection of Groundwater	7/6/2011	7/6/2011	7/6/2011	7/6/2011	7/6/2011
Date Sampled	Unrestricted Land Use	Industrial Properties			9.5-10.5	0.5-1.5	6.5-7.5	10.0-11.0	1.0-2.0
Depth (feet below grade)									
Analytical Parameter									
Volatile Organic Compounds (µg/Kg)									
Dichlorodifluoromethane	NE	NE	16,000,000	300	ND (0.98)	ND (0.81)	ND (0.97)	ND (1.2)	ND (1.5)
Chloromethane	NE	NE	NE	49	ND (0.98)	ND (0.81)	ND (0.97)	ND (1.2)	ND (1.5)
Vinyl chloride	NE	NE	240,000	0.0053	ND (0.98)	ND (0.81)	ND (0.97)	9.4	ND (1.5)
Bromomethane	NE	NE	110,000	1.8	ND (0.98)	ND (0.81)	ND (0.97)	ND (1.2)	ND (1.5)
Chloroethane (ethyl chloride)	NE	NE	NE	5,900	3.1	ND (0.81)	1.4	2,200	ND (0.98)
Trichlorofluoromethane	NE	NE	24,000,000	690	ND (0.98)	ND (0.81)	ND (0.97)	ND (1.2)	ND (1.5)
1,1-Dichloroethene	NE	NE	4,000,000	93	ND (4.9)	ND (4.1)	ND (4.9)	ND (6.2)	ND (7.6)
Methylene chloride (Dichloromethane)	20	20	130,000	2.5	ND (15)	ND (12)	ND (15)	ND (19)	ND (23)
trans-1,2-Dichloroethene	NE	NE	1,600,000	25	ND (0.98)	ND (0.81)	ND (0.97)	ND (1.2)	ND (1.5)
1,1-Dichloroethane	NE	NE	16,000,000	0.68	ND (0.98)	ND (0.81)	ND (0.97)	ND (1.2)	4.4
2,2-Dichloropropane	NE	NE	NE	NE	ND (0.98)	ND (0.81)	ND (0.97)	ND (1.2)	ND (1.5)
cis-1,2-Dichloroethene	NE	NE	160,000	8.2	ND (0.98)	ND (0.81)	ND (0.97)	ND (1.2)	ND (1.5)
Chlorobromomethane (Bromochloromethane)	NE	NE	NE	21	ND (0.98)	ND (0.81)	ND (0.97)	ND (1.2)	ND (1.5)
Chloroform	NE	NE	800,000	0.053	ND (0.98)	ND (0.81)	ND (0.97)	ND (1.2)	ND (1.5)
Carbon tetrachloride	NE	NE	14,000	0.15	ND (0.98)	ND (0.81)	ND (0.97)	ND (1.2)	ND (1.5)
1,1-Dichloropropene	NE	NE	NE	NE	ND (0.98)	ND (0.81)	ND (0.97)	ND (1.2)	ND (1.5)
Benzene	30	30	18,000	0.20	ND (0.98)	ND (0.81)	ND (0.97)	ND (1.2)	ND (1.5)
1,2-Dichloroethane (EDC)	NE	NE	11,000	0.042	ND (0.98)	ND (0.81)	ND (0.97)	ND (1.2)	ND (1.5)
Trichloroethene	30	30	12,000	0.16	ND (0.98)	ND (0.81)	ND (0.97)	ND (1.2)	ND (1.5)
1,2-Dichloropropane	NE	NE	NE	0.13	ND (0.98)	ND (0.81)	ND (0.97)	ND (1.2)	ND (1.5)
Acetone	NE	NE	72,000,000	2,400	86	15	84	550	85
Dibromomethane (methylene bromide)	NE	NE	800,000	1.9	ND (0.98)	ND (0.81)	ND (0.97)	ND (1.2)	ND (1.5)
Dichlorobromomethane (bromodichloromethane)	NE	NE	16,000	0.032	ND (0.98)	ND (0.81)	ND (0.97)	ND (1.2)	ND (1.5)
cis-1,3-Dichloropropene	NE	NE	10,000 c	0.15 c	ND (0.98)	ND (0.81)	ND (0.97)	ND (1.2)	ND (1.5)
Toluene	7,000	7,000	6,400,000	590	ND(2.0)	ND (1.6)	ND(1.9)	3.7	ND (3.0)
trans-1,3-Dichloropropene	NE	NE	10,000 c	0.15 c	ND (0.98)	ND (0.81)	ND (0.97)	ND (1.2)	ND (1.5)
1,1,2-Trichloroethane	NE	NE	18,000	0.077	ND (0.98)	ND (0.81)	ND (0.97)	ND (1.2)	ND (1.5)
Tetrachloroethene	50	50	480,000	4.4	ND (0.98)	ND (0.81)	ND (0.97)	ND (1.2)	ND (1.5)
1,3-Dichloropropane	NE	NE	NE	99	ND (0.98)	ND (0.81)	ND (0.97)	ND (1.2)	ND (1.5)
Chlorodibromomethane (dibromochloromethane)	NE	NE	12,000	0.039	ND (0.98)	ND (0.81)	ND (0.97)	ND (1.2)	ND (1.5)
Ethylene dibromide (EDB)	5	5	500	NE	ND (0.98)	ND (0.81)	ND (0.97)	ND (1.2)	ND (1.5)
Chlorobenzene	NE	NE	1,600,000	49	ND (0.98)	ND (0.81)	ND (0.97)	ND (1.2)	ND (1.5)
Ethylbenzene	6,000	6,000	8,000,000	1.5	ND (0.98)	ND (0.81)	ND (0.97)	ND (1.2)	ND (1.5)
1,1,1,2-Tetrachloroethane	NE	NE	38,000	0.19	ND (0.98)	ND (0.81)	ND (0.97)	ND (1.2)	ND (1.5)
1,1,2,2-Tetrachloroethane	NE	NE	500	0.026	ND(2.0)	ND (1.8)	ND(1.9)	ND (2.5)	ND (3.0)
2-Butanone (methyl ethyl ketone / MEK)	NE	NE	48,000,000	1,000	16	ND (4.1)	9.6	130	10
m-Xylene & p-Xylene	9,000 a	9,000 a	16,000,000	180	ND(2.0)	ND (1.6)	ND(1.9)	ND (2.5)	ND (3.0)
o-Xylene	9,000 a	9,000 a	16,000,000	190	ND (0.98)	ND (0.81)	ND (0.97)	ND (1.2)	ND (1.5)
Styrene	NE	NE	16,000,000	1,200	ND(2.0)	ND (1.6)	ND(1.9)	ND (2.5)	ND (3.0)
Bromoform	NE	NE	130,000	2.1	ND (0.98)	ND (0.81)	ND (0.97)	ND (1.2)	ND (1.5)
Isopropylbenzene (cumene)	NE	NE	8,000,000	640	ND(2.0)	ND (1.6)	ND(1.9)	ND (2.5)	ND (3.0)
Bromobenzene	NE	NE	NE	36	ND(2.0)	ND (1.6)	ND(1.9)	ND (2.5)	ND (3.0)
N-Propylbenzene	NE	NE	8,000,000	990	ND (0.98)	ND (0.81)	ND (0.97)	ND (1.2)	ND (1.5)
1,2,3-Trichloropropane	NE	NE	33	0.00028	ND (0.98)	ND (0.81)	ND (0.97)	ND (1.2)	ND (1.5)

Table 2
Soil Analytical Results - VOCs
Front End and Baler Area
REXAM BEVERAGE CAN COMPANY
Kent, Washington

Sample ID	MTCA Method A Cleanup Level		MTCA Method B Unrestricted Land Use Value (Direct Contact)	USEPA Risk-Based SSL Protection of Groundwater	SB107	SB108	SB108	SB108	SB109
	Unrestricted Land Use	Industrial Properties			580-27282-18	580-27282-19	580-27282-20	580-27282-21	580-27282-22
Laboratory ID No.					7/6/2011	7/6/2011	7/6/2011	7/6/2011	7/6/2011
Date Sampled					9.5-10.5	0.5-1.5	6.5-7.5	10.0-11.0	1.0-2.0
Depth (feet below grade)									
Analytical Parameter									
2-Chlorotoluene	NE	NE	1,600,000	170	ND(2.0)	ND (1.6)	ND(1.9)	ND (2.5)	ND (3.0)
1,3,5-Trimethylbenzene	NE	NE	800,000	120	ND (4.9)	ND (4.1)	ND (4.9)	ND (6.2)	ND (7.6)
4-Chlorotoluene	NE	NE	NE	180	ND(2.0)	ND (1.6)	ND(1.9)	ND (2.5)	ND (3.0)
tert-Butylbenzene	NE	NE	NE	NE	ND(2.0)	ND (1.6)	ND(1.9)	ND (2.5)	ND (3.0)
1,2,4-Trimethylbenzene	NE	NE	NE	21	ND(2.0)	ND (1.6)	ND(1.9)	ND (2.5)	ND (3.0)
sec-Butylbenzene	NE	NE	NE	NE	ND(2.0)	ND (1.6)	ND(1.9)	ND (2.5)	ND (3.0)
1,3-Dichlorobenzene	NE	NE	NE	NE	ND (0.98)	ND (0.81)	ND (0.97)	ND (1.2)	ND (1.5)
4-Isopropyltoluene	NE	NE	NE	NE	ND(2.0)	ND (1.6)	ND(1.9)	ND (2.5)	ND (3.0)
1,4-Dichlorobenzene	NE	NE	NE	0.4	ND (0.98)	ND (0.81)	ND (0.97)	ND (1.2)	ND (1.5)
n-Butylbenzene	NE	NE	NE	2,500	ND(2.0)	ND (1.6)	ND(1.9)	ND (2.5)	ND (3.0)
1,2-Dichlorobenzene	NE	NE	7,200,000	270	ND (0.98)	ND (0.81)	ND (0.97)	ND (1.2)	ND (1.5)
1,2-Dibromo-3-Chloropropane (DBCP)	NE	NE	1,300	0.00014	ND(2.0)	ND (1.6)	ND(1.9)	ND (2.5)	ND (3.0)
1,2,4-Trichlorobenzene	NE	NE	35,000	2.9	ND(2.0)	ND (1.6)	ND(1.9)	ND (2.5)	ND (3.0)
1,2,3-Trichlorobenzene	NE	NE	NE	15	ND(2.0)	ND (1.6)	ND(1.9)	ND (2.5)	ND (3.0)
Hexachlorobutadiene	NE	NE	13,000	0.5	ND (0.98)	ND (0.81)	ND (0.97)	ND (1.2)	ND (1.5)
4-Methyl-2-pentanone (methyl isobutyl ketone / MIBK)	NE	NE	6,400,000	230	ND (4.9)	ND (4.1)	ND (4.9)	ND (6.2)	ND (7.6)
Naphthalene	5,000	5,000	1,600,000	0.47	ND (4.9)	ND (4.1)	ND (4.9)	ND (6.2)	ND (7.6)
Methyl tert-butyl ether (MTBE)	100	100	NE	2.8	ND (0.98)	ND (0.81)	ND (0.97)	ND (1.2)	ND (1.5)
2-Hexanone (methyl butyl ketone / MBK)	NE	NE	NE	7.9	ND (4.9)	ND (4.1)	ND (4.9)	ND (6.2)	ND (7.6)
1,1,1-Trichloroethane	2,000	2,000	160,000,000	2,600	ND (0.98)	ND (0.81)	ND (0.97)	ND (1.2)	ND (1.5)
VOC TICs (µg/Kg)									
Unknown	NE	NE	NE	NE					5.0 T J
Unknown	NE	NE	NE	NE					
Unknown	NE	NE	NE	NE					
2-Ethyl-1-Hexanol	NE	NE	NE	NE					
Benzene, 1,3,5-trimethyl-	NE	NE	NE	NE					
Carbon disulfide	NE	NE	8,000,000	210				1.6	
Unknown Hydrocarbon	NE	NE	NE	NE					
Unknown Hydrocarbon	NE	NE	NE	NE					
Unknown Hydrocarbon	NE	NE	NE	NE					
Unknown Aromatic Hydrocarbon	NE	NE	NE	NE					
Unknown Aromatic Hydrocarbon	NE	NE	NE	NE					
Unknown Aromatic Hydrocarbon	NE	NE	NE	NE					
Unknown Aromatic Hydrocarbon	NE	NE	NE	NE					
Unknown Aromatic Hydrocarbon	NE	NE	NE	NE					
Unknown Aromatic Hydrocarbon	NE	NE	NE	NE					
Isobutyl alcohol	NE	NE	24,000,000	950					
2-Methyl-2-propanol	NE	NE	NE	NE					
Unknown alkane	NE	NE	NE	NE					
Unknown alkane	NE	NE	NE	NE					
Unknown alkane	NE	NE	NE	NE					
Unknown Ketone	NE	NE	NE	NE					
tert-Butyldimethylsilanol	NE	NE	NE	NE		4.2 T J N			
tert-Amyl methylether	NE	NE	NE	NE					
Acetaldehyde	NE	NE	NE	0.45				9.6 T J N	

Table 2
Soil Analytical Results - VOCs
Front End and Baler Area
REXAM BEVERAGE CAN COMPANY
Kent, Washington

Sample ID	MTCA Method A Cleanup Level		MTCA Method B Use Value (Direct Contact)	USEPA Risk-Based SSL Protection of Groundwater	SB107	SB108	SB108	SB108	SB109
	Unrestricted Land Use	Industrial Properties			580-27282-18	580-27282-19	580-27282-20	580-27282-21	580-27282-22
Laboratory ID No.					7/6/2011	7/6/2011	7/6/2011	7/6/2011	7/6/2011
Date Sampled					9.5-10.5	0.5-1.5	6.5-7.5	10.0-11.0	1.0-2.0
Depth (feet below grade)									
Analytical Parameter									
Methyl acetate	NE	NE	80,000.000	3,200					
1,3-Dichloro-2-methyl-propene	NE	NE	NE	NE					
2-Pentanone-3-methyl-	NE	NE	NE	NE					
3-Penten-2-one, 4-methyl-	NE	NE	NE	NE					
Cyclohexane, 1,1,3-trimethyl-	NE	NE	NE	NE					
1-Hexene, 2,5,5-trimethyl-	NE	NE	NE	NE					
Heptane, 2,5-dimethyl-	NE	NE	NE	NE					
2-Hexene, 3,4,4-trimethyl-	NE	NE	NE	NE					
Cyclohexane, propyl-	NE	NE	NE	NE					
Nonane, 4-methyl	NE	NE	NE	NE					
Decane	NE	NE	NE	NE					
Undecane	NE	NE	NE	NE					
1H-Indene, octahydro-, cis	NE	NE	NE	NE					
Cyclohexane, 1,ethyl-2,4-dimethyl-	NE	NE	NE	NE					
2-Hexyl-1-octanol	NE	NE	NE	NE					
Octane, 3-methyl-	NE	NE	NE	NE					
Cyclohexane, methyl-	NE	NE	NE	NE					
3-Nonene, 3-methyl-, E	NE	NE	NE	NE					
Decane, 4-methyl-	NE	NE	NE	NE					
Cyclohexane, 1,1-dimethyl-	NE	NE	NE	NE					
4-Hexen-1-ol, 5-methyl-2-(1-methyletheny	NE	NE	NE	NE					
Total VOC TICs	NE	NE	NE	NE	0	4.2	0	11.2	5.0

Legend:

Highlighted values equal or exceed MTCA Method A standard.

µg/Kg = microgram per kilogram.

B = The analyte was found in the laboratory method blank as well as in the sample.

T = Result is a tentatively identified compound (TIC) and an estimated value.

J = Indicates an estimated value for TICs.

N = Presumptive evidence of material.

H = sample was prepped or analyzed beyond the specified holding time.

ND (XX) = Not detected at reported concentration.

NE = Not established.

* = Internal standard (ISTD) response or retention time outside acceptable limits.

a = Listed as total Xylenes.

c = Listed as 1,3-Dichloropropene.

MTCA Method B values are most stringent values taken from Cleanup Levels and Risk Calculation database. These are not standards, but are provided for comparison purposes for analytes with no Method A standard.

USEPA Risk Based Soil Screening Levels (SSL) for protection of groundwater are provided for comparison purposes for analytes with no Method A standard.

MTCA = Model Toxics Control Act.

USEPA = United States Environmental Protection Agency.

Table 2
Soil Analytical Results - VOCs
Front End and Baler Area
REXAM BEVERAGE CAN COMPANY
Kent, Washington

Sample ID	MTCA Method A Cleanup Level		MTCA Method B Unrestricted Land Use Value (Direct Contact)	USEPA Risk-Based SSL Protection of Groundwater	SB109	SB110	SB110	SB110
	Unrestricted Land Use	Industrial Properties			580-27282-24	580-27282-25	580-27282-26	580-27282-27
Laboratory ID No.					7/6/2011	7/6/2011	7/6/2011	7/6/2011
Date Sampled					10.5 - 11.5	1.0 - 2.0	11.0 - 12.0	15.0 - 16.0
Depth (feet below grade)								
Analytical Parameter								
Volatile Organic Compounds (µg/Kg)								
Dichlorodifluoromethane	NE	NE	16,000,000	300	ND (1.1)	ND (0.87)	ND (0.85)	ND (1.1)
Chloromethane	NE	NE	NE	49	ND (1.1)	ND (0.87)	ND (0.85)	ND (1.1)
Vinyl chloride	NE	NE	240,000	0.0053	ND (1.1)	ND (0.87)	2.7	2.4
Bromomethane	NE	NE	110,000	1.8	ND (1.1)	ND (0.87)	ND (0.85)	ND (1.1)
Chloroethane (ethyl chloride)	NE	NE	NE	5,900	5.4	12	62	33
Trichlorofluoromethane	NE	NE	24,000,000	690	ND (1.1)	ND (0.87)	ND (0.85)	ND (1.1)
1,1-Dichloroethene	NE	NE	4,000,000	93	ND (5.7)	63	17	ND (5.4)
Methylene chloride (Dichloromethane)	20	20	130,000	2.5	ND (17)	10,000 H B	940 H B	40
trans-1,2-Dichloroethene	NE	NE	1,600,000	25	ND (1.1)	ND (0.87)	ND (0.85)	ND (1.1)
1,1-Dichloroethane	NE	NE	16,000,000	0.68	ND (1.1)	10,000 H	880 H	61
2,2-Dichloropropane	NE	NE	NE	NE	ND (1.1)	ND (0.87)	ND (0.85)	ND (1.1)
cis-1,2-Dichloroethene	NE	NE	160,000	8.2	7.4	ND (0.87)	ND (0.85)	ND (1.1)
Chlorobromomethane (Bromochloromethane)	NE	NE	NE	21	ND (1.1)	ND (0.87)	ND (0.85)	ND (1.1)
Chloroform	NE	NE	800,000	0.053	ND (1.1)	ND (0.87)	ND (0.85)	ND (1.1)
Carbon tetrachloride	NE	NE	14,000	0.15	ND (1.1)	ND (0.87)	ND (0.85)	ND (1.1)
1,1-Dichloropropene	NE	NE	NE	NE	ND (1.1)	ND (0.87)	ND (0.85)	ND (1.1)
Benzene	30	30	18,000	0.20	ND (1.1)	ND (0.87)	ND (0.85)	ND (1.1)
1,2-Dichloroethane (EDC)	NE	NE	11,000	0.042	ND (1.1)	4.0	4.8	1.2
Trichloroethene	30	30	12,000	0.16	ND (1.1)	6.3	5.2	1.9
1,2-Dichloropropane	NE	NE	NE	0.13	ND (1.1)	ND (0.87)	ND (0.83)	ND (1.1)
Acetone	NE	NE	72,000,000	2,400	130	9,000 H	7,400 H	1,400 H
Dibromomethane (methylene bromide)	NE	NE	800,000	1.9	ND (1.1)	ND (0.87)	ND (0.85)	ND (1.1)
Dichlorobromomethane (bromodichloromethane)	NE	NE	16,000	0.032	ND (1.1)	ND (0.87)	ND (0.85)	ND (1.1)
cis-1,3-Dichloropropene	NE	NE	10,000 c	0.15 c	ND (1.1)	ND (0.87)	ND (0.85)	ND (1.1)
Toluene	7,000	7,000	6,400,000	590	ND (2.3)	18	15	7.6
trans-1,3-Dichloropropene	NE	NE	10,000 c	0.15 c	ND (1.1)	ND (0.87)	ND (0.85)	ND (1.1)
1,1,2-Trichloroethane	NE	NE	18,000	0.077	ND (1.1)	1.7	1.8	ND (1.1)
Tetrachloroethene	50	50	480,000	4.4	ND (1.1)	8.0	12	6.4
1,3-Dichloropropane	NE	NE	NE	99	ND (1.1)	ND (0.87)	ND (0.85)	ND (1.1)
Chlorodibromomethane (dibromochloromethane)	NE	NE	12,000	0.039	ND (1.1)	ND (0.87)	ND (0.85)	ND (1.1)
Ethylene dibromide (EDB)	5	5	500	NE	ND (1.1)	ND (0.87)	ND (0.85)	ND (1.1)
Chlorobenzene	NE	NE	1,600,000	49	ND (1.1)	ND (0.87)	ND (0.85)	ND (1.1)
Ethylbenzene	6,000	6,000	8,000,000	1.5	ND (1.1)	1.1	1.7	ND (1.1)
1,1,1,2-Tetrachloroethane	NE	NE	38,000	0.19	ND (1.1)	ND (0.87)	ND (0.85)	ND (1.1)
1,1,2,2-Tetrachloroethane	NE	NE	500	0.026	ND (2.3)	ND (1.7)	ND (1.7)	ND (2.2)
2-Butanone (methyl ethyl ketone / MEK)	NE	NE	48,000,000	1,000	24	340	610	85
m-Xylene & p-Xylene	9,000 a	9,000 a	16,000,000	180	ND (2.3)	4.3	6.7	2.4
o-Xylene	9,000 a	9,000 a	16,000,000	190	ND (1.1)	13	28	6.5
Styrene	NE	NE	16,000,000	1,200	ND (2.3)	ND (1.7)	ND (1.7)	ND (2.2)
Bromoform	NE	NE	130,000	2.1	ND (1.1)	ND (0.87)	ND (0.85)	ND (1.1)
Isopropylbenzene (cumene)	NE	NE	8,000,000	640	ND (2.3)	2.3	6.9	2.7
Bromobenzene	NE	NE	NE	36	ND (2.3)	ND (1.7)	ND (1.7)	ND (2.2)
N-Propylbenzene	NE	NE	8,000,000	990	ND (1.1)	5.1	19	6.5
1,2,3-Trichloropropane	NE	NE	33	0.00028	ND (1.1)	ND (0.87)	ND (0.85)	ND (1.1)

Table 2
Soil Analytical Results - VOCs
Front End and Baler Area
REXAM BEVERAGE CAN COMPANY
Kent, Washington

Sample ID	MTCA Method A		MTCA Method B	USEPA Risk-Based SSL Protection of Groundwater	SB109	SB110	SB110	SB110
	Cleanup Level				580-27282-24	580-27282-25	580-27282-26	580-27282-27
Laboratory ID No.					7/6/2011	7/6/2011	7/6/2011	7/6/2011
Date Sampled					10.5 - 11.5	1.0 - 2.0	11.0 - 12.0	15.0 - 16.0
Depth (feet below grade)	Unrestricted Land Use	Industrial Properties	Unrestricted Land Use Value (Direct Contact)					
Analytical Parameter								
2-Chlorotoluene	NE	NE	1,600,000	170	ND (2.3)	ND (1.7)	ND (1.7)	ND (2.2)
1,3,5-Trimethylbenzene	NE	NE	800,000	120	ND (5.7)	12	53	19
4-Chlorotoluene	NE	NE	NE	180	ND (2.3)	ND (1.7)	ND (1.7)	ND (2.2)
tert-Butylbenzene	NE	NE	NE	NE	ND (2.3)	ND (1.7)	ND (1.7)	ND (2.2)
1,2,4-Trimethylbenzene	NE	NE	NE	21	ND (2.3)	23	120	49
sec-Butylbenzene	NE	NE	NE	NE	ND (2.3)	ND (1.7)	1.7	ND (2.2)
1,3-Dichlorobenzene	NE	NE	NE	NE	ND (1.1)	ND (0.87)	ND (0.85)	ND (1.1)
4-Isopropyltoluene	NE	NE	NE	NE	ND (2.3)	ND (1.7)	3.9	ND (2.2)
1,4-Dichlorobenzene	NE	NE	NE	0.4	ND (1.1)	ND (0.87)	ND (0.85)	ND (1.1)
n-Butylbenzene	NE	NE	NE	2,500	ND (2.3)	2.2	14	8.2
1,2-Dichlorobenzene	NE	NE	7,200,000	270	ND (1.1)	ND (0.87)	ND (0.85)	ND (1.1)
1,2-Dibromo-3-Chloropropane (DBCP)	NE	NE	1,300	0.00014	ND (2.3)	ND (1.7)	ND (1.7)	ND (2.2)
1,2,4-Trichlorobenzene	NE	NE	35,000	2.9	ND (2.3)	ND (1.7)	ND (1.7)	ND (2.2)
1,2,3-Trichlorobenzene	NE	NE	NE	15	ND (2.3)	ND (1.7)	ND (1.7)	ND (2.2)
Hexachlorobutadiene	NE	NE	13,000	0.5	ND (1.1)	ND (0.87)	ND (0.85)	ND (1.1)
4-Methyl-2-pentanone (methyl isobutyl ketone / MIBK)	NE	NE	6,400,000	230	ND (5.7)	230	480	25
Naphthalene	5,000	5,000	1,600,000	0.47	ND (5.7)	ND(4.4)	ND (4.2)	ND (5.4)
Methyl tert-butyl ether (MTBE)	100	100	NE	2.8	ND (1.1)	ND (0.87)	ND (0.85)	ND (1.1)
2-Hexanone (methyl butyl ketone / MBK)	NE	NE	NE	7.9	ND (5.7)	ND(4.4)	ND (4.2)	ND (5.4)
1,1,1-Trichloroethane	2,000	2,000	160,000,000	2,600	ND (1.1)	22,000 H	1,400 H	43
VOC TICs (µg/Kg)								
Unknown	NE	NE	NE	NE		4.2 T J		5.6 T J
Unknown	NE	NE	NE	NE				12 T J
Unknown	NE	NE	NE	NE				6.4 T J
2-Ethyl-1-Hexanol	NE	NE	NE	NE				
Benzene, 1,3,5-trimethyl-	NE	NE	NE	NE				
Carbon disulfide	NE	NE	8,000,000	210		0.90	12	7.5
Unknown Hydrocarbon	NE	NE	NE	NE		6.1 T J	22 T J	
Unknown Hydrocarbon	NE	NE	NE	NE		29 T J	16 T J	
Unknown Hydrocarbon	NE	NE	NE	NE		100 T J	45 T J	
Unknown Aromatic Hydrocarbon	NE	NE	NE	NE		110 T J	85 T J	
Unknown Aromatic Hydrocarbon	NE	NE	NE	NE		29 T J	22 T J	30 T J
Unknown Aromatic Hydrocarbon	NE	NE	NE	NE		23 T J	22 T J	7.9 T J
Unknown Aromatic Hydrocarbon	NE	NE	NE	NE			9.1 T J	10 T J
Unknown Aromatic Hydrocarbon	NE	NE	NE	NE			20 T J	
Unknown Aromatic Hydrocarbon	NE	NE	NE	NE			19 T J	
Isobutyl alcohol	NE	NE	24,000,000	950		160	450	200
2-Methyl-2-propanol	NE	NE	NE	NE		23	34	14
Unknown alkane	NE	NE	NE	NE				
Unknown alkane	NE	NE	NE	NE				
Unknown alkane	NE	NE	NE	NE				
Unknown Ketone	NE	NE	NE	NE		5.8 T J		
tert-Butyldimethylsilanol	NE	NE	NE	NE				
tert-Amyl methylether	NE	NE	NE	NE				15
Acetaldehyde	NE	NE	NE	0.45				

Table 2
Soil Analytical Results - VOCs
Front End and Baler Area
REXAM BEVERAGE CAN COMPANY
Kent, Washington

Sample ID Laboratory ID No. Date Sampled Depth (feet below grade) Analytical Parameter	MTCA Method A Cleanup Level		MTCA Method B Unrestricted Land Use Value (Direct Contact)	USEPA Risk- Based SSL Protection of Groundwater	SB109 580-27282-24 7/6/2011 10.5 - 11.5	SB110 580-27282-25 7/6/2011 1.0 - 2.0	SB110 580-27282-26 7/6/2011 11.0 - 12.0	SB110 580-27282-27 7/6/2011 15.0 - 16.0
	Unrestricted Land Use	Industrial Properties						
Methyl acetate	NE	NE	80,000,000	3,200		11		5.5
1,3-Dichloro-2-methyl-propene	NE	NE	NE	NE		17 T J N		
2-Pentanone-3-methyl-	NE	NE	NE	NE		6.1 T J N		
3-Penten-2-one, 4-methyl-	NE	NE	NE	NE		16 T J N		
Cyclohexane, 1,1,3-trimethyl-	NE	NE	NE	NE				
1-Hexene, 2,5,5-trimethyl-	NE	NE	NE	NE				
Heptane, 2,5-dimethyl-	NE	NE	NE	NE				
2-Hexene, 3,4,4-trimethyl-	NE	NE	NE	NE				
Cyclohexane, propyl-	NE	NE	NE	NE				
Nonane, 4-methyl	NE	NE	NE	NE				
Decane	NE	NE	NE	NE				
Undecane	NE	NE	NE	NE				
1H-Indene, octahydro-, cis	NE	NE	NE	NE				
Cyclohexane, 1,ethyl-2,4-dimethyl-	NE	NE	NE	NE				
2-Hexyl-1-octanol	NE	NE	NE	NE				
Octane, 3-methyl-	NE	NE	NE	NE				
Cyclohexane, methyl-	NE	NE	NE	NE				
3-Nonene, 3-methyl-, E	NE	NE	NE	NE				
Decane, 4-methyl-	NE	NE	NE	NE				
Cyclohexane, 1,1-dimethyl-	NE	NE	NE	NE				
4-Hexen-1-ol, 5-methyl-2-(1-methylethoxy)	NE	NE	NE	NE				
Total VOC TICs	NE	NE	NE	NE	0	545.1	756.1	313.9

Legend:

Highlighted values equal or exceed MTCA Method A standard.

µg/Kg = microgram per kilogram.

B = The analyte was found in the laboratory method blank as well as in the sample.

T= Result is a tentatively identified compound (TIC) and an estimated value.

J = Indicates an estimated value for TICs.

N = Presumptive evidence of material.

H = sample was prepped or analyzed beyond the specified holding time.

ND (XX) = Not detected at reported concentration.

NE = Not established.

* = Internal standard (ISTD) response or retention time outside acceptable limits.

a = Listed as total Xylenes.

c = Listed as 1,3-Dichloropropene.

MTCA Method B values are most stringent values taken from Cleanup Levels and Risk Calculation database. These are not standards, but are provided for comparison purposes for analytes with no Method A standard.

USEPA Risk Based Soil Screening Levels (SSL) for protection of groundwater are provided for comparison purposes for analytes with no Method A standard.

MTCA = Model Toxics Control Act.

USEPA = United States Environmental Protection Agency.

Table 2
Soil Analytical Results - VOCs
Front End and Baler Area
REXAM BEVERAGE CAN COMPANY
Kent, Washington

Sample ID Laboratory ID No. Date Sampled	MTCA Method A Cleanup Level		MTCA Method B Unrestricted Land Use Value (Direct Contact)	USEPA Risk- Based SSL Protection of Groundwater	SB111	SB111	SB111
	Unrestricted Land Use	Industrial Properties			580-27282-28 7/6/2011 0.75 - 1.75	580-27282-29 7/6/2011 4.25 - 5.25	580-27282-30 7/6/2011 9.5 - 10.5
Analytical Parameter							
Volatile Organic Compounds (µg/Kg)							
Dichlorodifluoromethane	NE	NE	16,000,000	300	ND (31) H	ND (39) H	ND (1.0)
Chloromethane	NE	NE	NE	49	ND (310) H	ND (390) H	ND (1.0)
Vinyl chloride	NE	NE	240,000	0.0053	ND (6.3) H	ND (7.9) H	ND (1.0)
Bromomethane	NE	NE	110,000	1.8	ND (110) H	ND (140) H	ND (1.0)
Chloroethane (ethyl chloride)	NE	NE	NE	5,900	ND (310) H	ND (390) H	ND (1.0)
Trichlorofluoromethane	NE	NE	24,000,000	690	ND (31) H	ND (39) H	ND (1.0)
1,1-Dichloroethene	NE	NE	4,000,000	93	17 H	ND (20) H	ND (5.1)
Methylene chloride (Dichloromethane)	20	20	130,000	2.5	ND (31) H	ND (39) H	ND (15)
trans-1,2-Dichloroethene	NE	NE	1,600,000	25	ND (31) H	ND (39) H	ND (1.0)
1,1-Dichloroethane	NE	NE	16,000,000	0.68	ND (31) H	ND (39) H	ND (1.0)
2,2-Dichloropropane	NE	NE	NE	NE	ND (31) H	ND (39) H	ND (1.0)
cis-1,2-Dichloroethene	NE	NE	160,000	8.2	ND (31) H	ND (39) H	ND (1.0)
Chlorobromomethane (Bromochloromethane)	NE	NE	NE	21	ND (31) H	ND (39) H	ND (1.0)
Chloroform	NE	NE	800,000	0.053	ND (31) H	ND (39) H	ND (1.0)
Carbon tetrachloride	NE	NE	14,000	0.15	ND (16) H	ND (20) H	ND (1.0)
1,1-Dichloropropene	NE	NE	NE	NE	ND (31) H	ND (39) H	ND (1.0)
Benzene	30	30	18,000	0.20	ND (13) H	ND (16) H	ND (1.0)
1,2-Dichloroethane (EDC)	NE	NE	11,000	0.042	ND (31) H	ND (39) H	ND (1.0)
Trichloroethene	30	30	12,000	0.16	83 H	61 H	ND (1.0)
1,2-Dichloropropane	NE	NE	NE	0.13	ND (9.4) H	ND (12) H	ND (1.0)
Acetone	NE	NE	72,000,000	2,400	460 H	490 H	160
Dibromomethane (methylene bromide)	NE	NE	800,000	1.9	ND (31) H	ND (39) H	ND (1.0)
Dichlorobromomethane (bromodichloromethane)	NE	NE	16,000	0.032	ND (31) H	ND (39) H	ND (1.0)
cis-1,3-Dichloropropene	NE	NE	10,000 c	0.15 c	ND (13) H	ND (16) H	ND (1.0)
Toluene	7,000	7,000	6,400,000	590	170 H	100 H	ND (2.0)
trans-1,3-Dichloropropene	NE	NE	10,000 c	0.15 c	ND (13) H	ND (16) H	ND (1.0)
1,1,2-Trichloroethane	NE	NE	18,000	0.077	ND (9.4) H	ND (12) H	ND (1.0)
Tetrachloroethene	50	50	480,000	4.4	1,200 H	700 H	ND (1.0)
1,3-Dichloropropane	NE	NE	NE	99	ND (31) H	ND (39) H	ND (1.0)
Chlorodibromomethane (dibromochloromethane)	NE	NE	12,000	0.039	ND (31) H	ND (39) H	ND (1.0)
Ethylene dibromide (EDB)	5	5	500	NE	ND (31) H	ND (39) H	ND (1.0)
Chlorobenzene	NE	NE	1,600,000	49	ND (31) H	ND (39) H	ND (1.0)
Ethylbenzene	6,000	6,000	8,000,000	1.5	200 H	130 H	ND (1.0)
1,1,1,2-Tetrachloroethane	NE	NE	38,000	0.19	ND (31) H	ND (39) H	ND (1.0)
1,1,2,2-Tetrachloroethane	NE	NE	500	0.026	ND (7.9) H	ND (9.9) H	ND (2.0)
2-Butanone (methyl ethyl ketone / MEK)	NE	NE	48,000,000	1,000	ND (310) H	ND (390) H	36
m-Xylene & p-Xylene	9,000 a	9,000 a	16,000,000	180	1,000 H	630 H	ND (2.0)
o-Xylene	9,000 a	9,000 a	16,000,000	190	620 H	380 H	ND (1.0)
Styrene	NE	NE	16,000,000	1,200	ND (31) H	ND (39) H	ND (2.0)
Bromoform	NE	NE	130,000	2.1	ND (31) H	ND (39) H	ND (1.0)
Isopropylbenzene (cumene)	NE	NE	8,000,000	640	220 H	140 H	ND (2.0)
Bromobenzene	NE	NE	NE	36	ND (31) H	ND (39) H	ND (2.0)
N-Propylbenzene	NE	NE	8,000,000	990	470 H	330 H	ND (1.0)
1,2,3-Trichloropropane	NE	NE	33	0.00028	ND (31) H	ND (39) H	ND (1.0)

Table 2
Soil Analytical Results - VOCs
Front End and Baler Area
REXAM BEVERAGE CAN COMPANY
Kent, Washington

Sample ID Laboratory ID No. Date Sampled Depth (feet below grade) Analytical Parameter	MTCA Method A Cleanup Level		MTCA Method B Unrestricted Land Use Value (Direct Contact)	USEPA Risk- Based SSL Protection of Groundwater	SB111	SB111	SB111
	Unrestricted Land Use	Industrial Properties			580-27282-28 7/6/2011 0.75 - 1.75	580-27282-29 7/6/2011 4.25 - 5.25	580-27282-30 7/6/2011 9.5 - 10.5
2-Chlorotoluene	NE	NE	1,600,000	170	ND (31) H	ND (39) H	ND (2.0)
1,3,5-Trimethylbenzene	NE	NE	800,000	120	1,900 H	1,200 H	ND (5.1)
4-Chlorotoluene	NE	NE	NE	180	ND (31) H	ND (39) H	ND (2.0)
tert-Butylbenzene	NE	NE	NE	NE	ND (31) H	ND (39) H	ND (2.0)
1,2,4-Trimethylbenzene	NE	NE	NE	21	4,400 H	2,900 H	4.1
sec-Butylbenzene	NE	NE	NE	NE	370 H	230 H	ND (2.0)
1,3-Dichlorobenzene	NE	NE	NE	NE	ND (31) H	ND (39) H	ND (1.0)
4-Isopropyltoluene	NE	NE	NE	NE	770 H	500 H	ND (2.0)
1,4-Dichlorobenzene	NE	NE	NE	0.4	ND (31) H	ND (39) H	ND (1.0)
n-Butylbenzene	NE	NE	NE	2,500	830 H	550 H	ND (2.0)
1,2-Dichlorobenzene	NE	NE	7,200,000	270	ND (31) H	62 H	ND (1.0)
1,2-Dibromo-3-Chloropropane (DBCP)	NE	NE	1,300	0.00014	ND (160) H	ND (200) H	ND (2.0)
1,2,4-Trichlorobenzene	NE	NE	35,000	2.9	ND (31) H	ND (39) H	ND (2.0)
1,2,3-Trichlorobenzene	NE	NE	NE	15	ND (31) H	ND (39) H	ND (2.0)
Hexachlorobutadiene	NE	NE	13,000	0.5	ND (31) H	ND (39) H	ND (1.0)
4-Methyl-2-pentanone (methyl isobutyl ketone / MIBK)	NE	NE	6,400,000	230	390 H	210 H	ND (5.1)
Naphthalene	5,000	5,000	1,600,000	0.47	500 H	430 H	ND (5.1)
Methyl tert-butyl ether (MTBE)	100	100	NE	2.8	ND (31) H	ND (39) H	ND (1.0)
2-Hexanone (methyl butyl ketone / MBK)	NE	NE	NE	7.9	ND (160) H	ND (200) H	ND (5.1)
1,1,1-Trichloroethane	2,000	2,000	160,000,000	2,600	ND (31) H	ND (39) H	ND (1.0)
VOC TICs (µg/Kg)							
Unknown	NE	NE	NE	NE	1,600 T H J		
Unknown	NE	NE	NE	NE			
Unknown	NE	NE	NE	NE		2,600 T H J	
2-Ethyl-1-Hexanol	NE	NE	NE	NE			
Benzene, 1,3,5-trimethyl-	NE	NE	NE	NE		3,000 T H J N	
Carbon disulfide	NE	NE	8,000,000	210			
Unknown Hydrocarbon	NE	NE	NE	NE			
Unknown Hydrocarbon	NE	NE	NE	NE			
Unknown Hydrocarbon	NE	NE	NE	NE			
Unknown Aromatic Hydrocarbon	NE	NE	NE	NE			
Unknown Aromatic Hydrocarbon	NE	NE	NE	NE			
Unknown Aromatic Hydrocarbon	NE	NE	NE	NE			
Unknown Aromatic Hydrocarbon	NE	NE	NE	NE			
Unknown Aromatic Hydrocarbon	NE	NE	NE	NE			
Unknown Aromatic Hydrocarbon	NE	NE	NE	NE			
Unknown Aromatic Hydrocarbon	NE	NE	NE	NE			
Isobutyl alcohol	NE	NE	24,000,000	950			
2-Methyl-2-propanol	NE	NE	NE	NE			
Unknown alkane	NE	NE	NE	NE			
Unknown alkane	NE	NE	NE	NE			
Unknown alkane	NE	NE	NE	NE			
Unknown Ketone	NE	NE	NE	NE			
tert-Butyldimethylsilanol	NE	NE	NE	NE			
tert-Amyl methylether	NE	NE	NE	NE			
Acetaldehyde	NE	NE	NE	0.45			

Table 2
Soil Analytical Results - VOCs
Front End and Baler Area
REXAM BEVERAGE CAN COMPANY
Kent, Washington

Sample ID Laboratory ID No. Date Sampled Depth (feet below grade) Analytical Parameter	MTCA Method A Cleanup Level		MTCA Method B Unrestricted Land Use Value (Direct Contact)	USEPA Risk- Based SSL Protection of Groundwater	SB111	SB111	SB111
	Unrestricted Land Use	Industrial Properties			580-27282-28 7/6/2011 0.75 - 1.75	580-27282-29 7/6/2011 4.25 - 5.25	580-27282-30 7/6/2011 9.5 - 10.5
Methyl acetate	NE	NE	80,000,000	3,200			
1,3-Dichloro-2-methyl-propene	NE	NE	NE	NE			
2-Pentanone-3-methyl-	NE	NE	NE	NE			
3-Penten-2-one, 4-methyl-	NE	NE	NE	NE			
Cyclohexane, 1,1,3-trimethyl-	NE	NE	NE	NE	2,100 T H J N		
1-Hexene, 2,5,5-trimethyl-	NE	NE	NE	NE	3,700 T H J N		
Heptane, 2,5-dimethyl-	NE	NE	NE	NE	2,200 T H J N		
2-Hexene, 3,4,4-trimethyl-	NE	NE	NE	NE	1,000 T H J N		
Cyclohexane, propyl-	NE	NE	NE	NE	1,100 T H J N		
Nonane, 4-methyl	NE	NE	NE	NE	1,000 T H J N		
Decane	NE	NE	NE	NE	3,700 T H J N		
Undecane	NE	NE	NE	NE	1,200 T H J N		
1H-Indene, octahydro-, cis	NE	NE	NE	NE	1,900 T H J N		
Cyclohexane, 1,ethyl-2,4-dimethyl-	NE	NE	NE	NE		1,800 T H J N	
2-Hexyl-1-octanol	NE	NE	NE	NE		3,800 T H J N	
Octane, 3-methyl-	NE	NE	NE	NE		2,500 T H J N	
Cyclohexane, methyl-	NE	NE	NE	NE		2,200 T H J N	
3-Nonene, 3-methyl-, E	NE	NE	NE	NE		2,200 T H J N	
Decane, 4-methyl-	NE	NE	NE	NE		4,400 T H J N	
Cyclohexane, 1,1-dimethyl-	NE	NE	NE	NE		1,600 T H J N	
4-Hexen-1-ol, 5-methyl-2-(1-methyletheny	NE	NE	NE	NE		2,200 T H J N	
Total VOC TICs	NE	NE	NE	NE	19,500	26,300	0

Legend:

Highlighted values equal or exceed MTCA Method A standard.

µg/Kg = microgram per kilogram.

B = The analyte was found in the laboratory method blank as well as in the sample.

T = Result is a tentatively identified compound (TIC) and an estimated value.

J = Indicates an estimated value for TICs.

N = Presumptive evidence of material.

H = sample was prepped or analyzed beyond the specified holding time.

ND (XX) = Not detected at reported concentration.

NE = Not established.

* = Internal standard (ISTD) response or retention time outside acceptable limits.

a = Listed as total Xylenes.

c = Listed as 1,3-Dichloropropane.

MTCA Method B values are most stringent values taken from Cleanup Levels and Risk Calculation database. These are not standards, but are provided for comparison purposes for analytes with no Method A standard.

USEPA Risk Based Soil Screening Levels (SSL) for protection of groundwater are provided for comparison purposes for analytes with no Method A standard.

MTCA = Model Toxics Control Act.

USEPA = United States Environmental Protection Agency.



APPENDIX 5

Soil Data Summary Tables from ENVISION's 2014 Progress Report

Table 2
Soil Analytical Results - Volatile Organic Compounds
REXAM BEVERAGE CAN COMPANY
Kent, Washington
May 2014

Sample ID	MTCA		MTCA Method B Unrestricted Land Use Value (Direct Contact)	SB301A	SB301B	SB301C	SB301D	SB302A	SB302B	SB302C	SB302D
	Method A Cleanup Level	Industrial Properties		405416-04	405416-05	405416-06	405416-07	405438-10	405438-11	405438-12	405438-13
Laboratory ID No.				5/20/2014	5/20/2014	5/20/2014	5/20/2014	5/21/2014	5/21/2014	5/21/2014	5/21/2014
Date Sampled				0.5-1.5	3.5-4.5	6.5-7.5	11-12	1-2	3.5-4.5	7-8	11-12
Depth (feet below grade)											
Analytical Parameter											
Volatile Organic Compounds (mg/Kg)											
Dichlorodifluoromethane (Freon 12)	NS	NS	16,000	ND (0.5)	ND (0.5)	ND (0.5)	ND (0.5)	ND (0.5)	ND (0.5)	ND (0.5)	ND (0.5)
Chloromethane	NS	NS	NS	ND (0.5)	ND (0.5)	ND (0.5)	ND (0.5)	ND (0.5)	ND (0.5)	ND (0.5)	ND (0.5)
Vinyl chloride	NS	NS	0.67	ND (0.05)	ND (0.05)	ND (0.05)	ND (0.05)	ND (0.05)	ND (0.05)	ND (0.05)	ND (0.05)
Bromomethane	NS	NS	112	ND (0.5)	ND (0.5)	ND (0.5)	ND (0.5)	ND (0.5)	ND (0.5)	ND (0.5)	0.080
Chloroethane (ethyl chloride)	NS	NS	NS	ND (0.5)	ND (0.5)	ND (0.5)	ND (0.5)	ND (0.5)	ND (0.5)	ND (0.5)	ND (0.5)
Trichlorofluoromethane	NS	NS	24,000	ND (0.5)	ND (0.5)	ND (0.5)	ND (0.5)	2.9	ND (0.5)	ND (0.5)	1.1
Acetone	NS	NS	72,000	ND (0.5)	ND (0.5)	ND (0.5)	ND (0.5)	ND (0.5)	ND (0.5)	ND (0.5)	ND (0.5)
1,1-Dichloroethene	NS	NS	4,000	ND (0.05)	ND (0.05)	0.052	ND (0.05)	ND (0.5)	ND (0.5)	0.54	0.59
Methylene chloride (Dichloromethane)	0.02	0.02	500	ND (0.5)	ND (0.5)	ND (0.5)	ND (0.05)	0.18	1.4	110 ve/33 D	3.0
Methyl tert-butyl ether (MTBE)	0.1	0.1	556	ND (0.05)	ND (0.05)	ND (0.05)	ND (0.5)	ND (0.5)	ND (0.5)	ND (0.5)	ND (0.5)
trans-1,2-Dichloroethene	NS	NS	1,600	ND (0.05)	ND (0.05)	ND (0.05)	ND (0.05)	ND (0.05)	ND (0.05)	ND (0.05)	ND (0.05)
1,1-Dichloroethane	NS	NS	175	ND (0.05)	ND (0.05)	ND (0.05)	ND (0.05)	ND (0.05)	ND (0.05)	0.13	ND (0.05)
2,2-Dichloropropane	NS	NS	NS	ND (0.05)	ND (0.05)	ND (0.05)	ND (0.05)	1.5	19	120 ve/150 D	17 ve/21 D
cis-1,2-Dichloroethene	NS	NS	160	ND (0.05)	ND (0.05)	ND (0.05)	ND (0.05)	ND (0.05)	ND (0.05)	ND (0.05)	ND (0.05)
Chloroform	NS	NS	32.3	ND (0.05)	ND (0.05)	ND (0.05)	ND (0.05)	ND (0.05)	ND (0.05)	0.38	ND (0.05)
2-Butanone (methyl ethyl ketone / MEK)	NS	NS	48,000	ND (0.5)	ND (0.5)	ND (0.5)	ND (0.05)	ND (0.05)	ND (0.05)	0.22	ND (0.05)
1,2-Dichloroethane (EDC)	NS	NS	11	ND (0.05)	ND (0.05)	ND (0.05)	ND (0.5)	ND (0.5)	ND (0.5)	ND (0.5)	ND (0.5)
1,1,1-Trichloroethane	2	2	16,000	ND (0.05)	ND (0.05)	ND (0.05)	ND (0.05)	ND (0.05)	ND (0.05)	0.53	0.11
1,1-Dichloropropene	NS	NS	NS	ND (0.05)	ND (0.05)	ND (0.05)	ND (0.05)	0.34	16 ve/22 D	540 ve/2,000 D	130 ve/160 D
Carbon tetrachloride	NS	NS	14.3	ND (0.05)	ND (0.05)	ND (0.05)	ND (0.05)	ND (0.05)	ND (0.05)	ND (0.05)	ND (0.05)
Benzene	0.03	0.03	18.2	ND (0.03)	ND (0.03)	ND (0.03)	ND (0.03)	ND (0.03)	ND (0.03)	ND (0.03)	ND (0.03)
Trichloroethene	0.03	0.03	11	ND (0.02)	ND (0.02)	ND (0.02)	ND (0.02)	0.027	0.19	8.7	0.90
1,2-Dichloropropane	NS	NS	27.8	ND (0.05)	ND (0.05)	ND (0.05)	ND (0.05)	ND (0.05)	ND (0.05)	ND (0.05)	ND (0.05)
Bromodichloromethane (Dichlorobromomethane)	NS	NS	16.1	ND (0.05)	ND (0.05)	ND (0.05)	ND (0.05)	ND (0.05)	ND (0.05)	ND (0.05)	ND (0.05)
Dibromomethane (methylene bromide)	NS	NS	800	ND (0.05)	ND (0.05)	ND (0.05)	ND (0.05)	ND (0.05)	ND (0.05)	ND (0.05)	ND (0.05)
4-Methyl-2-pentanone (methyl isobutyl ketone / MIBK)	NS	NS	6,400	ND (0.5)	ND (0.5)	ND (0.5)	ND (0.5)	ND (0.5)	ND (0.5)	ND (0.5)	ND (0.5)
cis-1,3-Dichloropropene	NS	NS	10 **	ND (0.05)	ND (0.05)	ND (0.05)	ND (0.05)	ND (0.5)	ND (0.5)	ND (0.5)	ND (0.5)
Toluene	7	7	6,400	ND (0.05)	ND (0.05)	ND (0.05)	ND (0.05)	0.25	ND (0.05)	0.18	12 ve/15 D
trans-1,3-Dichloropropene	NS	NS	10 **	ND (0.05)	ND (0.05)	ND (0.05)	ND (0.05)	ND (0.05)	ND (0.05)	ND (0.05)	ND (0.05)
1,1,2-Trichloroethane	NS	NS	17.5	ND (0.05)	ND (0.05)	ND (0.05)	ND (0.05)	ND (0.05)	ND (0.05)	0.66	0.11
2-Hexanone (methyl butyl ketone / MBK)	NS	NS	NS	ND (0.5)	ND (0.5)	ND (0.5)	ND (0.5)	ND (0.5)	ND (0.5)	ND (0.5)	ND (0.5)
1,3-Dichloropropane	NS	NS	NS	ND (0.05)	ND (0.05)	ND (0.05)	ND (0.05)	ND (0.05)	ND (0.05)	ND (0.5)	ND (0.5)
Tetrachloroethene	0.05	0.05	476	ND (0.025)	ND (0.025)	ND (0.025)	ND (0.025)	ND (0.025)	ND (0.025)	0.15	21 ve/25 D
Dibromochloromethane	NS	NS	11.9	ND (0.05)	ND (0.05)	ND (0.05)	ND (0.05)	ND (0.05)	ND (0.05)	ND (0.05)	ND (0.05)
1,2-Dibromomethane (EDB)	0.005	0.005	0.5	ND (0.05)	ND (0.05)	ND (0.05)	ND (0.05)	ND (0.05)	ND (0.05)	ND (0.05)	ND (0.05)
Chlorobenzene	NS	NS	1,600	ND (0.05)	ND (0.05)	ND (0.05)	ND (0.05)	ND (0.05)	ND (0.05)	ND (0.05)	ND (0.05)
Ethylbenzene	6	6	8,000	ND (0.05)	ND (0.05)	ND (0.05)	ND (0.05)	ND (0.05)	ND (0.05)	ND (0.05)	ND (0.05)
1,1,1,2-Tetrachloroethane	NS	NS	38.5	ND (0.05)	ND (0.05)	ND (0.05)	ND (0.05)	ND (0.05)	ND (0.05)	0.22	ND (0.05)
m-Xylene & p-Xylene	9 *	9 *	16,000	ND (0.1)	ND (0.1)	ND (0.1)	ND (0.05)	ND (0.05)	ND (0.05)	ND (0.05)	ND (0.05)
o-Xylene	9 *	9 *	16,000	ND (0.05)	ND (0.05)	ND (0.05)	ND (0.1)	ND (0.1)	ND (0.1)	0.75	0.10
Styrene	NS	NS	16,000	ND (0.05)	ND (0.05)	ND (0.05)	0.056	ND (0.05)	ND (0.05)	0.95	0.13
Isopropylbenzene (cumene)	NS	NS	8,000	ND (0.05)	ND (0.05)	ND (0.05)	ND (0.05)	ND (0.05)	ND (0.05)	ND (0.05)	ND (0.05)
Bromoform	NS	NS	127	ND (0.05)	ND (0.05)	ND (0.05)	ND (0.05)	ND (0.05)	ND (0.05)	0.31	ND (0.05)
n-Propylbenzene	NS	NS	8,000	ND (0.05)	ND (0.05)	ND (0.05)	ND (0.05)	ND (0.05)	ND (0.05)	ND (0.05)	ND (0.05)
Bromobenzene	NS	NS	NS	ND (0.05)	ND (0.05)	ND (0.05)	ND (0.05)	ND (0.05)	ND (0.05)	0.89	0.12
1,3,5-Trimethylbenzene	NS	NS	800	ND (0.05)	ND (0.05)	ND (0.05)	ND (0.05)	ND (0.05)	ND (0.05)	ND (0.05)	ND (0.05)
1,1,2,2-Tetrachloroethane	NS	NS	5	ND (0.05)	ND (0.05)	ND (0.05)	ND (0.05)	ND (0.05)	ND (0.05)	1.4	0.19
1,2,3-Trichloropropane	NS	NS	0.0333	ND (0.05)	ND (0.05)	ND (0.05)	ND (0.05)	ND (0.05)	ND (0.05)	ND (0.05)	ND (0.05)
2-Chlorotoluene	NS	NS	1,600	ND (0.05)	ND (0.05)	ND (0.05)	ND (0.05)	ND (0.05)	ND (0.05)	ND (0.05)	ND (0.05)
4-Chlorotoluene	NS	NS	NS	ND (0.05)	ND (0.05)	ND (0.05)	ND (0.05)	ND (0.05)	ND (0.05)	ND (0.05)	ND (0.05)
tert-Butylbenzene	NS	NS	8,000	ND (0.05)	ND (0.05)	ND (0.05)	ND (0.05)	ND (0.05)	ND (0.05)	ND (0.05)	ND (0.05)
1,2,4-Trimethylbenzene	NS	NS	NS	ND (0.05)	ND (0.05)	ND (0.05)	ND (0.05)	ND (0.05)	ND (0.05)	ND (0.05)	ND (0.05)
sec-Butylbenzene	NS	NS	8,000	ND (0.05)	ND (0.05)	ND (0.05)	0.10	ND (0.05)	ND (0.05)	3.8	0.52
p-Isopropyltoluene	NS	NS	NS	ND (0.05)	ND (0.05)	ND (0.05)	ND (0.05)	ND (0.05)	ND (0.05)	0.084	ND (0.05)
										1.3	0.17

Table 2
Soil Analytical Results - Volatile Organic Compounds
REXAM BEVERAGE CAN COMPANY
Kent, Washington
May 2014

Sample ID Laboratory ID No.	MTCA Method A Cleanup Level		MTCA Method B Unrestricted Land Use Value (Direct Contact)	SB301A	SB301B	SB301C	SB301D	SB302A	SB302B	SB302C	SB302D
	Unrestricted Land Use	Industrial Properties		405416-04 5/20/2014	405416-05 5/20/2014	405416-06 5/20/2014	405416-07 5/20/2014	405438-10 5/21/2014	405438-11 5/21/2014	405438-12 5/21/2014	405438-13 5/21/2014
Date Sampled											
Depth (feet below grade)											
Analytical Parameter											
1,3-Dichlorobenzene	NS	NS	NS	ND (0.05)	ND (0.05)	ND (0.05)	ND (0.05)	ND (0.05)	ND (0.05)	ND (0.05)	ND (0.05)
1,4-Dichlorobenzene	NS	NS	185	ND (0.05)	ND (0.05)	ND (0.05)	ND (0.05)	ND (0.05)	ND (0.05)	ND (0.05)	ND (0.05)
1,2-Dichlorobenzene	NS	NS	7,200	ND (0.05)	ND (0.05)	ND (0.05)	ND (0.05)	ND (0.05)	ND (0.05)	ND (0.05)	ND (0.05)
1,2-Dibromo-3-Chloropropane (DBCP)	NS	NS	1.25	ND (0.5)	ND (0.5)	ND (0.5)	ND (0.5)	ND (0.5)	ND (0.5)	ND (0.5)	ND (0.5)
1,2,4-Trichlorobenzene	NS	NS	34.5	ND (0.25)	ND (0.25)	ND (0.25)	ND (0.25)	ND (0.25)	ND (0.25)	ND (0.25)	ND (0.25)
Hexachlorobutadiene	NS	NS	12.8	ND (0.25)	ND (0.25)	ND (0.25)	ND (0.25)	ND (0.25)	ND (0.25)	ND (0.25)	ND (0.25)
Naphthalene	5	5	1,600	ND (0.05)	ND (0.05)	ND (0.05)	ND (0.05)	ND (0.05)	ND (0.05)	0.17	ND (0.05)
1,2,3-Trichlorobenzene	NS	NS	NS	ND (0.25)	ND (0.25)	ND (0.25)	ND (0.25)	ND (0.25)	ND (0.25)	ND (0.25)	ND (0.25)
VOC TICs (mg/Kg)											16
3-Buten-2-one, 3,4(or 4,4)-dichloro	NS	NS	NS								
1,4-Dioxane	NS	NS	10						0.76		0.52
Butane, 1,2,2,4-tetrachloro-	NS	NS	NS								0.97
Benzene, 1-ethyl-2-methyl-	NS	NS	NS								
Benzothiazole, 2-methyl-	NS	NS	NS							4.2	0.98
Phenol, 2,6-bis (1,1-dimethylethyl)-	NS	NS	NS								
Benzene, 1,2-diethyl	NS	NS	NS							1.2	
L-Phenylalanine, propyl ester	NS	NS	NS							0.81	
Benzene, 1-ethyl-2,3-dimethyl-	NS	NS	NS							1.2	
Benzene, 1-ethyl-2-methyl-	NS	NS	NS							4.1	
Benzene, 1-ethyl-3-methyl-	NS	NS	NS							1.0	
Benzene, 1-ethyl-3-methyl-	NS	NS	NS								
Benzene, 1-ethyl-2,4-dimethyl-	NS	NS	NS								
2H-1,4-Benzoxazin-3(4H)-one, 2-butyl-4-hydroxy-	NS	NS	NS								
Benzene, isocyanato-	NS	NS	NS								
1-Butyne, 3-methyl-	NS	NS	NS								
Benzenamine, 4-bromo-3-methyl-	NS	NS	NS								
1,2-Dithiane	NS	NS	NS								
Cycloheptatrienylum, iodide	NS	NS	NS								1.1
Benzene, 1,3,5-trimethyl	NS	NS	NS								2.5
1-Propene, 1,1,3-trichloro-2-methyl-	NS	NS	NS								56
1-Propene, 3,3,3-trichloro-2-methyl-	NS	NS	NS								
Hexanoic acid, methyl ester	NS	NS	NS								
Benzene, 2-ethyl-1,4-dimethyl-	NS	NS	NS								
1,3-Butadiene, 2-chloro-	NS	NS	NS								
Ethanone, 1-(3-methylphenyl)-	NS	NS	NS								
1,3,4-Thiadiazol-2-amine, 5-(propylthio)-	NS	NS	NS								
Cyclopropanecarboxylic acid, 2,3-dichloro-2,3-dimethyl, anhydride	NS	NS	NS							0.42	
Benzene, 1,2,3,4-tetramethyl-	NS	NS	NS							0.69	
Cyclohexene, 3-bromo-	NS	NS	NS								
Benzene, 4-ethyl-1,2-dimethyl	NS	NS	NS								
1-Chloro-2-Methylencyclopropane	NS	NS	NS								
Cyclopentanol, 2-methyl-, cis-	NS	NS	NS								1.1
Cyclopentane, methyl-	NS	NS	NS								
Butane, 1,3-dichloro	NS	NS	NS								
Propanoic acid, 2,2-dichloro-, methyl ester	NS	NS	NS						0.60		
Oxirane (2,2-trichloroethyl)-	NS	NS	NS								1.5
Octane, 3,6-dimethyl-	NS	NS	NS								0.81
2,4-Dichloro-6-methoxy-S-triazine	NS	NS	NS								0.93
Propane, 1,1,2,2-tetrachloro-	NS	NS	NS								0.80
Naphthalene, 1-methyl-	NS	NS	NS								
1,2,4-Thiadiazole,5-(1-methylhydrazino)-3-methylthio-	NS	NS	NS								
1-Propene, 3,3'-thio-bis (2-methyl)	NS	NS	NS								
Benzene 1-isocyanato-3-methoxy-	NS	NS	NS								
2-Propanethiol, 2-methyl-	NS	NS	NS								
Pulegone	NS	NS	NS								

Table 2
 Soil Analytical Results - Volatile Organic Compounds
 REXAM BEVERAGE CAN COMPANY
 Kent, Washington
 May 2014

Sample ID Laboratory ID No.	MTCA Method A Cleanup Level		MTCA Method B Unrestricted Land Use Value (Direct Contact)	SB301A	SB301B	SB301C	SB301D	SB302A	SB302B	SB302C	SB302D
	Unrestricted Land Use	Industrial Properties		5/20/2014	5/20/2014	5/20/2014	5/20/2014	5/21/2014	5/21/2014	5/21/2014	5/21/2014
Date Sampled				0.5-1.5	3.5-4.5	6.5-7.5	11-12	1-2	3.5-4.5	7-8	11-12
Depth (feet below grade)											
Analytical Parameter											
Cyclohexane (4-methylpentyl)	NS	NS	NS								
Disulfide, (1-methylethyl) [(1,1-dimethylethyl)-	NS	NS	NS								
Undecane	NS	NS	NS								
Butane, 2-methyl-3-(methylthio)	NS	NS	NS								
Naphthalene, decahydro-2-methyl	NS	NS	NS								
Decane, 4-methyl	NS	NS	NS								
Tridecane	NS	NS	NS								
Nonane, 2,6-dimethyl-	NS	NS	NS								
Bicyclo[4.1.0]heptan-3-one, 4,7,7-trimethyl-, [1R-(1.alpha.,4.alpha.,6.alpha.)]-	NS	NS	NS								
Bicyclo[4.1.0]heptan-3-one, 4,7,7-trimethyl-, [1R-(1.alpha.,4.beta.,6.alpha.)]-	NS	NS	NS								
Cyclohexane, 1-ethyl-2-methyl-, cis-	NS	NS	NS								
Cyclohexane, 1,4-dimethyl-, trans-	NS	NS	NS								
Total VOCs/TICs	NS	NS	NS	0	0	0	0	0	1.36	76.6	20.2

Legend:

- Highlighted values equal or exceed MTCA Method A Cleanup Level.
- mg/Kg = milligrams per kilogram
- lc = Presence of the compound is likely due to laboratory contamination.
- D = Result from reanalysis on diluted sample.
- ve = Estimated concentration calculated for response above valid calibration range. Dilution required to obtain accurate quantification.
- * = Listed as total xylenes.
- **c = Listed as 1,3-Dichloropropene.
- ND (XX) = Not detected at reported concentration.
- NS = No Standard
- MTCA Method B values are most stringent of cancer/non-cancer values listed in CLARC database.
- MTCA = Model Toxics Control Act.
- CLARC = Cleanup Levels and Risk Calculation.
- USEPA = United States Environmental Protection Agency.

Table 2
Soil Analytical Results - Volatile Organic Compounds
REXAM BEVERAGE CAN COMPANY
Kent, Washington
May 2014

Sample ID Laboratory ID No. Date Sampled Depth (feet below grade) Analytical Parameter	MTCA Method A Cleanup Level		MTCA Method B Unrestricted Land Use Value (Direct Contact)	SB303A	SB303B	SB303C	SB303D	SB304A	SB304B	SB304C	SB304D
	Unrestricted Land Use	Industrial Properties		405438-01 5/21/2014 0.5-1.5	405438-02 5/21/2014 3.5-4.5	405438-03 5/21/2014 6.5-7.5	405438-05 5/21/2014 8.5-9.5	405438-06 5/21/2014 0.5-1.5	405438-07 5/21/2014 3.5-4.5	405438-08 5/21/2014 7-8	405438-09 5/21/2014 8-9
Volatile Organic Compounds (mg/Kg)											
Dichlorodifluoromethane (Freon 12)	NS	NS	16,000	ND (0.5)	ND (0.5)	ND (0.5)	ND (0.5)	ND (0.5)	ND (0.5)	ND (0.5)	ND (0.5)
Chloromethane	NS	NS	NS	ND (0.5)	ND (0.5)	0.061	0.15	ND (0.05)	ND (0.05)	0.35	0.17
Vinyl chloride	NS	NS	112	ND (0.5)	ND (0.5)	ND (0.5)	ND (0.5)	ND (0.5)	ND (0.5)	ND (0.5)	ND (0.5)
Bromomethane	NS	NS	NS	ND (0.5)	ND (0.5)	0.57	1.6	ND (0.5)	ND (0.5)	1.9	2.5
Chloroethane (ethyl chloride)	NS	NS	24,000	ND (0.5)	ND (0.5)	ND (0.5)	ND (0.5)	ND (0.5)	ND (0.5)	ND (0.5)	ND (0.5)
Trichlorofluoromethane	NS	NS	72,000	ND (0.5)	3.9	3.0	ND (0.5)	ND (0.5)	1.1	1.5	ND (0.5)
Acetone	NS	NS	4,000	0.60	19 ve/14 D	0.68	0.12	0.13	1.7	46 ve/13 D	400 ve/37 D
1,1-Dichloroethane	0.02	0.02	500	ND (0.5)	0.59 lc	ND (0.5)	ND (0.5)	ND (0.5)	ND (0.5)	ND (0.5)	ND (0.5)
Methylene chloride (Dichloromethane)	0.1	0.1	556	ND (0.05)	ND (0.05)	ND (0.05)	ND (0.05)	ND (0.05)	ND (0.05)	ND (0.05)	ND (0.05)
Methyl tert-butyl ether (MTBE)	NS	NS	1,600	ND (0.05)	ND (0.05)	ND (0.05)	ND (0.05)	ND (0.05)	ND (0.05)	ND (0.05)	ND (0.05)
trans-1,2-Dichloroethane	NS	NS	175	3.5	15 ve/16 D	8.0	12	1.4	15 ve/18 D	110 ve/150 D	210 ve/260 D
1,1-Dichloroethane	NS	NS	NS	ND (0.05)	ND (0.05)	ND (0.05)	ND (0.05)	ND (0.05)	ND (0.05)	ND (0.05)	ND (0.05)
2,2-Dichloropropane	NS	NS	160	ND (0.05)	ND (0.05)	ND (0.05)	0.063	0.078	0.078	0.34	0.22
cis-1,2-Dichloroethane	NS	NS	32.3	ND (0.05)	0.094	ND (0.05)	ND (0.05)	ND (0.05)	ND (0.05)	0.15	ND (0.05)
Chloroform	NS	NS	48,000	ND (0.5)	3.4	2.2	0.52	ND (0.5)	1.4	2.7	ND (0.5)
2-Butanone (methyl ethyl ketone / MEK)	NS	NS	11	0.063	0.037	0.091	0.063	ND (0.05)	0.20	0.49	0.26
1,2-Dichloroethane (EDC)	2	2	16,000	8.8	310 ve/470 D	13 ve/15 D	0.39	3.1	53 ve/68 D	510 ve/1,500 D	990 ve/4,900 D
1,1,1-Trichloroethane	NS	NS	NS	ND (0.05)	ND (0.05)	ND (0.05)	ND (0.05)	ND (0.05)	ND (0.05)	ND (0.05)	ND (0.05)
1,1-Dichloropropene	NS	NS	14.3	ND (0.05)	ND (0.05)	ND (0.05)	ND (0.05)	ND (0.05)	ND (0.05)	ND (0.05)	ND (0.05)
Carbon tetrachloride	0.03	0.03	18.2	ND (0.03)	ND (0.03)	ND (0.03)	ND (0.03)	ND (0.03)	ND (0.03)	ND (0.03)	0.046
Benzene	0.03	0.03	11	0.053	0.073	0.052	ND (0.02)	ND (0.02)	0.13	1.8	8.2
Trichloroethane	NS	NS	27.8	ND (0.05)	ND (0.05)	ND (0.05)	ND (0.05)	ND (0.05)	ND (0.05)	ND (0.05)	ND (0.05)
1,2-Dichloropropane	NS	NS	16.1	ND (0.05)	ND (0.05)	ND (0.05)	ND (0.05)	ND (0.05)	ND (0.05)	ND (0.05)	ND (0.05)
Bromodichloromethane (Dichlorobromomethane)	NS	NS	800	ND (0.05)	ND (0.05)	ND (0.05)	ND (0.05)	ND (0.05)	ND (0.05)	ND (0.05)	ND (0.05)
Dibromomethane (methylene bromide)	NS	NS	6,400	ND (0.5)	0.77	0.88	ND (0.5)	ND (0.5)	ND (0.5)	1.0	ND (0.5)
4-Methyl-2-pentanone (methyl isobutyl ketone / MIBK)	NS	NS	10 **	ND (0.05)	ND (0.05)	ND (0.05)	ND (0.05)	ND (0.05)	ND (0.05)	ND (0.05)	ND (0.05)
cis-1,3-Dichloropropene	7	7	6,400	ND (0.05)	0.85	0.11	0.26	ND (0.05)	0.33	1.6	24 ve/30 D
Toluene	NS	NS	10 **	ND (0.05)	ND (0.05)	ND (0.05)	ND (0.05)	ND (0.05)	ND (0.05)	ND (0.05)	ND (0.05)
trans-1,3-Dichloropropene	NS	NS	17.5	ND (0.05)	0.17	ND (0.05)	ND (0.05)	ND (0.05)	0.077	0.28	0.17
1,1,2-Trichloroethane	NS	NS	NS	ND (0.5)	ND (0.5)	ND (0.5)	ND (0.5)	ND (0.5)	ND (0.5)	ND (0.5)	ND (0.5)
2-Hexanone (methyl butyl ketone / MBK)	NS	NS	NS	ND (0.05)	ND (0.05)	ND (0.05)	ND (0.05)	ND (0.05)	ND (0.05)	ND (0.05)	ND (0.05)
1,3-Dichloropropane	0.05	0.05	476	0.071	0.76	0.11	0.14	0.027	0.27	0.87	30 ve/36 D
Tetrachloroethane	NS	NS	11.9	ND (0.05)	ND (0.05)	ND (0.05)	ND (0.05)	ND (0.05)	ND (0.05)	ND (0.05)	ND (0.05)
Dibromochloromethane	0.005	0.005	0.5	ND (0.05)	ND (0.05)	ND (0.05)	ND (0.05)	ND (0.05)	ND (0.05)	ND (0.05)	ND (0.05)
1,2-Dibromomethane (EDB)	NS	NS	1,600	ND (0.05)	ND (0.05)	ND (0.05)	ND (0.05)	ND (0.05)	ND (0.05)	ND (0.05)	ND (0.05)
Chlorobenzene	6	6	8,000	ND (0.05)	ND (0.05)	ND (0.05)	ND (0.05)	ND (0.05)	ND (0.05)	ND (0.05)	0.67
Ethylbenzene	NS	NS	38.5	ND (0.05)	ND (0.05)	ND (0.05)	ND (0.05)	ND (0.05)	ND (0.05)	ND (0.05)	ND (0.05)
1,1,1,2-Tetrachloroethane	9 *	9 *	16,000	ND (0.1)	ND (0.1)	ND (0.1)	ND (0.1)	ND (0.1)	ND (0.1)	ND (0.1)	2.3
m-Xylene & p-Xylene	9 *	9 *	16,000	ND (0.05)	0.16	ND (0.05)	ND (0.05)	ND (0.05)	ND (0.05)	0.60	3.4
o-Xylene	NS	NS	16,000	ND (0.05)	ND (0.05)	ND (0.05)	ND (0.05)	ND (0.05)	ND (0.05)	ND (0.05)	ND (0.05)
Styrene	NS	NS	8,000	ND (0.05)	0.059	ND (0.05)	ND (0.05)	ND (0.05)	ND (0.05)	0.30	1.0
Isopropylbenzene (cumene)	NS	NS	127	ND (0.05)	ND (0.05)	ND (0.05)	ND (0.05)	ND (0.05)	ND (0.05)	ND (0.05)	ND (0.05)
Bromoform	NS	NS	8,000	ND (0.05)	0.16	ND (0.05)	ND (0.05)	ND (0.05)	ND (0.05)	0.73	2.7
n-Propylbenzene	NS	NS	NS	ND (0.05)	ND (0.05)	ND (0.05)	ND (0.05)	ND (0.05)	ND (0.05)	ND (0.05)	ND (0.05)
Bromobenzene	NS	NS	800	0.086	0.24	ND (0.05)	ND (0.05)	ND (0.05)	0.057	2.5	3.8
1,3,5-Trimethylbenzene	NS	NS	5	ND (0.05)	ND (0.05)	ND (0.05)	ND (0.05)	ND (0.05)	ND (0.05)	ND (0.05)	ND (0.05)
1,1,2,2-Tetrachloroethane	NS	NS	0.0333	ND (0.05)	ND (0.05)	ND (0.05)	ND (0.05)	ND (0.05)	ND (0.05)	ND (0.05)	ND (0.05)
1,2,3-Trichloropropane	NS	NS	1,600	ND (0.05)	ND (0.05)	ND (0.05)	ND (0.05)	ND (0.05)	ND (0.05)	ND (0.05)	ND (0.05)
2-Chlorotoluene	NS	NS	NS	ND (0.05)	ND (0.05)	ND (0.05)	ND (0.05)	ND (0.05)	ND (0.05)	ND (0.05)	ND (0.05)
4-Chlorotoluene	NS	NS	8,000	ND (0.05)	ND (0.05)	ND (0.05)	ND (0.05)	ND (0.05)	ND (0.05)	ND (0.05)	ND (0.05)
tert-Butylbenzene	NS	NS	NS	0.16	0.52	ND (0.05)	0.060	ND (0.05)	0.14	1.6	9.5
1,2,4-Trimethylbenzene	NS	NS	8,000	ND (0.05)	ND (0.05)	ND (0.05)	ND (0.05)	ND (0.05)	ND (0.05)	ND (0.05)	0.16
sec-Butylbenzene	NS	NS	NS	ND (0.05)	ND (0.05)	ND (0.05)	ND (0.05)	ND (0.05)	ND (0.05)	ND (0.05)	0.21
p-Isopropyltoluene	NS	NS	NS	ND (0.05)	ND (0.05)	ND (0.05)	ND (0.05)	ND (0.05)	ND (0.05)	ND (0.05)	0.21

Table 2
Soil Analytical Results - Volatile Organic Compounds
REXAM BEVERAGE CAN COMPANY
Kent, Washington
May 2014

Sample ID	MTCA		MTCA Method B Unrestricted Land Use Value (Direct Contact)	SB303A	SB303B	SB303C	SB303D	SB304A	SB304B	SB304C	SB304D
	Method A Cleanup Level			405438-01	405438-02	405438-03	405438-05	405438-06	405438-07	405438-08	405438-09
Laboratory ID No.				5/21/2014	5/21/2014	5/21/2014	5/21/2014	5/21/2014	5/21/2014	5/21/2014	5/21/2014
Date Sampled				0.5-1.5	3.5-4.5	6.5-7.5	8.5-9.5	0.5-1.5	3.5-4.5	7-8	8-9
Depth (feet below grade)											
Analytical Parameter	Unrestricted Land Use	Industrial Properties									
1,3-Dichlorobenzene	NS	NS	NS	ND (0.05)	ND (0.05)	ND (0.05)	ND (0.05)	ND (0.05)	ND (0.05)	ND (0.05)	ND (0.05)
1,4-Dichlorobenzene	NS	NS	1.85	ND (0.05)	ND (0.05)	ND (0.05)	ND (0.05)	ND (0.05)	ND (0.05)	ND (0.05)	ND (0.05)
1,2-Dichlorobenzene	NS	NS	7.200	ND (0.05)	ND (0.05)	ND (0.05)	ND (0.05)	ND (0.05)	ND (0.05)	ND (0.05)	ND (0.05)
1,2-Dibromo-3-Chloropropane (DBCP)	NS	NS	1.25	ND (0.5)	ND (0.5)	ND (0.5)	ND (0.5)	ND (0.5)	ND (0.5)	ND (0.5)	ND (0.5)
1,2,4-Trichlorobenzene	NS	NS	34.5	ND (0.25)	ND (0.25)	ND (0.25)	ND (0.25)	ND (0.25)	ND (0.25)	ND (0.25)	ND (0.25)
Hexachlorobutadiene	NS	NS	12.8	ND (0.25)	ND (0.25)	ND (0.25)	ND (0.25)	ND (0.25)	ND (0.25)	ND (0.25)	ND (0.25)
Naphthalene	5	5	1,600	ND (0.05)	ND (0.05)	0.064	ND (0.05)	ND (0.05)	ND (0.05)	ND (0.05)	0.42
1,2,3-Trichlorobenzene	NS	NS	NS	ND (0.25)	ND (0.25)	ND (0.25)	ND (0.25)	ND (0.25)	ND (0.25)	ND (0.25)	ND (0.25)
VOC TICs (mg/Kg)				1.0			0.78				140
3-Buten-2-one, 3,4(or 4,4) dichloro-	NS	NS	NS	0.65	1.5	0.46		0.57			
1,4-Dioxane	NS	NS	NS		4.6	1.0			8.7 ve/12.3 D		
Butane, 1,2,2,4-tetrachloro-	NS	NS	NS		1.3					7.0	19
Benzene, 1-ethyl-2-methyl-	NS	NS	NS						0.75		
Benzothiazole, 2-methyl-	NS	NS	NS							17	16
Phenol, 2,6-bis (1,1-dimethylethyl)-	NS	NS	NS							7.0	
Benzene, 1,2-diethyl	NS	NS	NS							3.2	
L-Phenylalanine, propyl ester	NS	NS	NS							2.5	
Benzene, 1-ethyl-2,3-dimethyl-	NS	NS	NS							2.4	4.2
Benzene, 1-ethyl-2-methyl-	NS	NS	NS							2.0	
Benzene, 1-ethyl-3-methyl-	NS	NS	NS								
Benzene, 1-ethyl-3-methyl-	NS	NS	NS								
Benzene, 1-ethyl-2,4-dimethyl-	NS	NS	NS							1.7	
2H-1,4-Benzoxazin-3(4H)-one, 2-butyl-4-hydroxy	NS	NS	NS							1.5	
Benzene, isocyno-	NS	NS	NS							0.9	1.2
1-Butyne, 3-methyl-	NS	NS	NS							0.8	
Benzenamine, 4-bromo-3-methyl-	NS	NS	NS								5.5
1,2-Dithiane	NS	NS	NS								5.4
Cycloheptatrienylium, iodide	NS	NS	NS								3.1
Benzene, 1,3,5-trimethyl	NS	NS	NS								3.0
1-Propene, 1,1,3-trichloro-2-methyl-	NS	NS	NS								2.4
1-Propene, 3,3,3-trichloro-2-methyl-	NS	NS	NS								2.2
Hexanoic acid, methyl ester	NS	NS	NS								2.0
Benzene, 2-ethyl-1,4-dimethyl-	NS	NS	NS								1.7
1,3-Butadiene, 2-chloro-	NS	NS	NS								1.5
Ethanone, 1-(3-methylphenyl)-	NS	NS	NS								1.1
1,3,4-Thiadiazol-2-amine, 5-(propylthio)-	NS	NS	NS								0.95
Cyclopropanecarboxylic acid, 2,3-dichloro-2,3-dimethyl, anhydride	NS	NS	NS								0.91
Benzene, 1,2,3,4-tetramethyl-	NS	NS	NS								0.87
Cyclohexene, 3-bromo-	NS	NS	NS								0.81
Benzene, 4-ethyl-1,2-dimethyl	NS	NS	NS								0.72
1-Chloro-2-Methylenecyclopropane	NS	NS	NS								0.71
Cyclopentanol, 2-methyl-, cis-	NS	NS	NS								3.0
Cyclopentane, methyl-	NS	NS	NS								0.63
Butane, 1,3-dichloro-	NS	NS	NS								
Propanoic acid, 2,3-dichloro-, methyl ester	NS	NS	NS								
Oxirane, (2,2,2-trichloroethyl)-	NS	NS	NS								
Octane, 3,6-dimethyl-	NS	NS	NS								
2,4-Dichloro-6-methoxy-S-triazine	NS	NS	NS								
Propane, 1,1,2,2-tetrachloro-	NS	NS	NS								
Naphthalene, 1-methyl-	NS	NS	NS								
1,2,4-Thiadiazole, 5-(1-methylhydrazino)-3-methylthio-	NS	NS	NS								
1-Propene, 3,3'-thiobis (2-methyl)-	NS	NS	NS								
Benzene 1-isocyno-3-methoxy-	NS	NS	NS								
2-Propanethiol, 2-methyl-	NS	NS	NS								
Pulegone	NS	NS	NS								

Table 2
 Soil Analytical Results - Volatile Organic Compounds
 REXAM BEVERAGE CAN COMPANY
 Kent, Washington
 May 2014

Sample ID	MTCA		MTCA Method B Unrestricted Land Use Value (Direct Contact)	SB303A	SB303B	SB303C	SB303D	SB304A	SB304B	SB304C	SB304D
	Method A Cleanup Level			405438-01	405438-02	405438-03	405438-05	405438-06	405438-07	405438-08	405438-09
Laboratory ID No.											
Date Sampled	Unrestricted Land Use	Industrial Properties		5/21/2014	5/21/2014	5/21/2014	5/21/2014	5/21/2014	5/21/2014	5/21/2014	5/21/2014
Depth (feet below grade)				0.5-1.5	3.5-4.5	6.5-7.5	8.5-9.5	0.5-1.5	3.5-4.5	7-8	8-9
Analytical Parameter											
Cyclohexane, (4-methylpentyl)-	NS	NS	NS								
Disulfide, (1-methylethyl) (1,1-dimethylethyl)-	NS	NS	NS								
Undecane	NS	NS	NS								
Butane, 2-methyl-3-(methylthio)	NS	NS	NS								
Naphthalene, decahydro-2-methyl-	NS	NS	NS								
Decane, 4-methyl	NS	NS	NS								
Tridecane	NS	NS	NS								
Nonane, 2,6-dimethyl-	NS	NS	NS								
Bicyclo[4.1.0]heptan-3-one, 4,7,7-trimethyl-, [1R-(1.alpha.,4.alpha.,6.alpha.)]-	NS	NS	NS								
Bicyclo[4.1.0]heptan-3-one, 4,7,7-trimethyl-, [1R-(1.alpha.,4.beta.,6.alpha.)]-	NS	NS	NS								
Cyclohexane, 1-ethyl-2-methyl-, cis-	NS	NS	NS								
Cyclohexane, 1,4-dimethyl-, trans-	NS	NS	NS								
Total VOC TICs	NS	NS	NS	1.65	7.4	1.46	0.8	0.57	9.45 / 12.3	46.0	217

Legend:

Highlighted values equal or exceed MTCA Method A Cleanup Level.

mg/Kg = milligrams per kilogram.

lc = Presence of the compound is likely due to laboratory contamination.

D = Result from reanalysis on diluted sample.

ve = Estimated concentration calculated for response above valid calibration range. Dilution required to obtain accurate quantification.

* = Listed as total xylenes.

**c = Listed as 1,3-Dichloropropene.

ND (XX) = Not detected at reported concentration.

NS = No Standard.

MTCA Method B values are most stringent of cancer/non-cancer values listed in CLARC database.

MTCA = Model Toxics Control Act.

CLARC = Cleanup Levels and Risk Calculation.

USEPA = United States Environmental Protection Agency.

Table 2
Soil Analytical Results - Volatile Organic Compounds
REXAM BEVERAGE CAN COMPANY
Kent, Washington
May 2014

Sample ID	MTCA		MTCA Method B Unrestricted Land Use Value (Direct Contact)	SB311A	SB311B	SB311C	SB312A	SB312B	SB312C	SB313A	SB313B
	Method A	Cleanup Level		405438-17	405438-18	405438-19	405438-23	405438-24	405438-25	405438-20	405438-21
Laboratory ID No.											
Date Sampled				5/21/2014	5/21/2014	5/21/2014	5/21/2014	5/21/2014	5/21/2014	5/21/2014	5/21/2014
Depth (feet below grade)				0.5-1.5	2-3	6-7	0.5-1.5	2-3	5.5-6.5	0.5-1.5	2-3
Analytical Parameter	Unrestricted Land Use	Industrial Properties									
Volatile Organic Compounds (mg/Kg)											
Dichlorodifluoromethane (Freon 12)	NS	NS	16,000	ND (0.5)	ND (0.5)	ND (0.5)	ND (0.5)	ND (0.5)	ND (0.5)	ND (0.5)	ND (0.5)
Chloromethane	NS	NS	NS	ND (0.5)	ND (0.5)	ND (0.5)	ND (0.5)	ND (0.5)	ND (0.5)	ND (0.5)	ND (0.5)
Vinyl chloride	NS	NS	0.67	ND (0.05)	ND (0.05)	ND (0.05)	ND (0.05)	ND (0.05)	ND (0.05)	ND (0.05)	ND (0.05)
Bromomethane	NS	NS	112	ND (0.5)	ND (0.5)	ND (0.5)	ND (0.5)	ND (0.5)	ND (0.5)	ND (0.5)	ND (0.5)
Chloroethane (ethyl chloride)	NS	NS	NS	ND (0.5)	ND (0.5)	ND (0.5)	ND (0.5)	ND (0.5)	ND (0.5)	ND (0.5)	ND (0.5)
Trichlorofluoromethane	NS	NS	24,000	ND (0.5)	ND (0.5)	ND (0.5)	ND (0.5)	ND (0.5)	ND (0.5)	ND (0.5)	ND (0.5)
Acetone	NS	NS	72,000	ND (0.5)	ND (0.5)	ND (0.5)	ND (0.5)	ND (0.5)	ND (0.5)	ND (0.5)	ND (0.5)
1,1-Dichloroethane	NS	NS	4,000	ND (0.05)	0.13	ND (0.05)	ND (0.05)	ND (0.05)	ND (0.05)	ND (0.05)	ND (0.05)
Methylene chloride (Dichloromethane)	0.02	0.02	500	ND (0.5)	ND (0.5)	ND (0.5)	ND (0.5)	ND (0.5)	ND (0.5)	ND (0.5)	ND (0.5)
Methyl tert-butyl ether (MTBE)	0.1	0.1	556	ND (0.05)	ND (0.05)	ND (0.05)	ND (0.05)	ND (0.05)	ND (0.05)	ND (0.05)	ND (0.05)
trans-1,2-Dichloroethene	NS	NS	1,600	ND (0.05)	ND (0.05)	ND (0.05)	ND (0.05)	ND (0.05)	ND (0.05)	ND (0.05)	ND (0.05)
1,1-Dichloroethane	NS	NS	175	ND (0.05)	0.28	ND (0.05)	ND (0.05)	0.065	ND (0.05)	ND (0.05)	0.052
2,2-Dichloropropane	NS	NS	NS	ND (0.05)	ND (0.05)	ND (0.05)	ND (0.05)	ND (0.05)	ND (0.05)	ND (0.05)	ND (0.05)
cis-1,2-Dichloroethene	NS	NS	160	ND (0.05)	ND (0.05)	ND (0.05)	ND (0.05)	ND (0.05)	ND (0.05)	ND (0.05)	ND (0.05)
Chloroform	NS	NS	32.3	ND (0.05)	ND (0.05)	ND (0.05)	ND (0.05)	ND (0.05)	ND (0.05)	ND (0.05)	ND (0.05)
2-Butanone (methyl ethyl ketone / MEK)	NS	NS	46,000	ND (0.5)	ND (0.5)	ND (0.5)	ND (0.5)	ND (0.5)	ND (0.5)	ND (0.5)	ND (0.5)
1,2-Dichloroethane (EDC)	NS	NS	11	ND (0.05)	ND (0.05)	ND (0.05)	ND (0.05)	ND (0.05)	ND (0.05)	ND (0.05)	ND (0.05)
1,1,1-Trichloroethane	2	2	16,000	ND (0.05)	0.52	0.054 tc	ND (0.05)	ND (0.05)	ND (0.05)	ND (0.05)	ND (0.05)
1,1-Dichloropropene	NS	NS	NS	ND (0.05)	ND (0.05)	ND (0.05)	ND (0.05)	ND (0.05)	ND (0.05)	ND (0.05)	ND (0.05)
Carbon tetrachloride	NS	NS	14.3	ND (0.05)	ND (0.05)	ND (0.05)	ND (0.05)	ND (0.05)	ND (0.05)	ND (0.05)	ND (0.05)
Benzene	0.03	0.03	18.2	ND (0.03)	ND (0.03)	ND (0.03)	ND (0.03)	ND (0.03)	ND (0.03)	ND (0.03)	ND (0.03)
Trichloroethene	0.03	0.03	11	ND (0.02)	0.023	ND (0.02)	ND (0.02)	ND (0.02)	ND (0.02)	ND (0.02)	ND (0.02)
1,2-Dichloropropane	NS	NS	27.8	ND (0.05)	ND (0.05)	ND (0.05)	ND (0.05)	ND (0.05)	ND (0.05)	ND (0.05)	ND (0.05)
Bromodichloromethane (Dichlorobromomethane)	NS	NS	16.1	ND (0.05)	ND (0.05)	ND (0.05)	ND (0.05)	ND (0.05)	ND (0.05)	ND (0.05)	ND (0.05)
Dibromomethane (methylene bromide)	NS	NS	800	ND (0.05)	ND (0.05)	ND (0.05)	ND (0.05)	ND (0.05)	ND (0.05)	ND (0.05)	ND (0.05)
4-Methyl-2-pentanone (methyl isobutyl ketone / MIBK)	NS	NS	6,400	ND (0.5)	ND (0.5)	ND (0.5)	ND (0.5)	ND (0.5)	ND (0.5)	ND (0.5)	ND (0.5)
cis-1,3-Dichloropropene	NS	NS	10 **	ND (0.05)	ND (0.05)	ND (0.05)	ND (0.05)	ND (0.05)	ND (0.05)	ND (0.05)	ND (0.05)
Toluene	7	7	6,400	ND (0.05)	ND (0.05)	ND (0.05)	ND (0.05)	ND (0.05)	ND (0.05)	ND (0.05)	ND (0.05)
trans-1,3-Dichloropropene	NS	NS	10 **	ND (0.05)	ND (0.05)	ND (0.05)	ND (0.05)	ND (0.05)	ND (0.05)	ND (0.05)	ND (0.05)
1,1,2-Trichloroethane	NS	NS	17.5	ND (0.05)	ND (0.05)	ND (0.05)	ND (0.05)	ND (0.05)	ND (0.05)	ND (0.05)	ND (0.05)
2-Hexanone (methyl butyl ketone / MBK)	NS	NS	NS	ND (0.5)	ND (0.5)	ND (0.5)	ND (0.5)	ND (0.5)	ND (0.5)	ND (0.5)	ND (0.5)
1,3-Dichloropropane	NS	NS	NS	ND (0.05)	ND (0.05)	ND (0.05)	ND (0.05)	ND (0.05)	ND (0.05)	ND (0.05)	ND (0.05)
Tetrachloroethene	0.05	0.05	476	ND (0.025)	ND (0.025)	ND (0.025)	ND (0.025)	ND (0.025)	ND (0.025)	ND (0.025)	ND (0.025)
Dibromochloromethane	NS	NS	11.9	ND (0.05)	ND (0.05)	ND (0.05)	ND (0.05)	ND (0.05)	ND (0.05)	ND (0.05)	ND (0.05)
1,2-Dibromomethane (EDB)	0.005	0.005	0.5	ND (0.05)	ND (0.05)	ND (0.05)	ND (0.05)	ND (0.05)	ND (0.05)	ND (0.05)	ND (0.05)
Chlorobenzene	NS	NS	1,600	ND (0.05)	ND (0.05)	ND (0.05)	ND (0.05)	ND (0.05)	ND (0.05)	ND (0.05)	ND (0.05)
Ethylbenzene	6	6	8,000	ND (0.05)	ND (0.05)	ND (0.05)	ND (0.05)	ND (0.05)	ND (0.05)	ND (0.05)	ND (0.05)
1,1,1,2-Tetrachloroethane	NS	NS	38.5	ND (0.05)	ND (0.05)	ND (0.05)	ND (0.05)	ND (0.05)	ND (0.05)	ND (0.05)	ND (0.05)
m-Xylene & p-Xylene	9 *	9 *	16,000	ND (0.1)	ND (0.1)	ND (0.1)	ND (0.1)	ND (0.1)	ND (0.1)	ND (0.1)	ND (0.1)
p-Xylene	9 *	9 *	16,000	ND (0.05)	ND (0.05)	ND (0.05)	ND (0.05)	ND (0.05)	ND (0.05)	ND (0.05)	ND (0.05)
Styrene	NS	NS	16,000	ND (0.05)	ND (0.05)	ND (0.05)	ND (0.05)	ND (0.05)	ND (0.05)	ND (0.05)	ND (0.05)
Isopropylbenzene (cumene)	NS	NS	8,000	ND (0.05)	ND (0.05)	ND (0.05)	ND (0.05)	ND (0.05)	ND (0.05)	ND (0.05)	ND (0.05)
Bromoform	NS	NS	127	ND (0.05)	ND (0.05)	ND (0.05)	ND (0.05)	ND (0.05)	ND (0.05)	ND (0.05)	ND (0.05)
n-Propylbenzene	NS	NS	8,000	ND (0.05)	ND (0.05)	ND (0.05)	ND (0.05)	ND (0.05)	ND (0.05)	ND (0.05)	ND (0.05)
Bromobenzene	NS	NS	NS	ND (0.05)	ND (0.05)	ND (0.05)	ND (0.05)	ND (0.05)	ND (0.05)	ND (0.05)	ND (0.05)
1,3,5-Trimethylbenzene	NS	NS	800	ND (0.05)	ND (0.05)	ND (0.05)	ND (0.05)	ND (0.05)	ND (0.05)	ND (0.05)	ND (0.05)
1,1,2,2-Tetrachloroethane	NS	NS	5	ND (0.05)	ND (0.05)	ND (0.05)	ND (0.05)	ND (0.05)	ND (0.05)	ND (0.05)	ND (0.05)
1,2,3-Trichloropropane	NS	NS	0.0333	ND (0.05)	ND (0.05)	ND (0.05)	ND (0.05)	ND (0.05)	ND (0.05)	ND (0.05)	ND (0.05)
2-Chlorotoluene	NS	NS	1,600	ND (0.05)	ND (0.05)	ND (0.05)	ND (0.05)	ND (0.05)	ND (0.05)	ND (0.05)	ND (0.05)
4-Chlorotoluene	NS	NS	NS	ND (0.05)	ND (0.05)	ND (0.05)	ND (0.05)	ND (0.05)	ND (0.05)	ND (0.05)	ND (0.05)
tert-Butylbenzene	NS	NS	8,000	ND (0.05)	ND (0.05)	ND (0.05)	ND (0.05)	ND (0.05)	ND (0.05)	ND (0.05)	ND (0.05)
1,2,4-Trimethylbenzene	NS	NS	NS	ND (0.05)	ND (0.05)	ND (0.05)	ND (0.05)	ND (0.05)	ND (0.05)	ND (0.05)	ND (0.05)
sec-Butylbenzene	NS	NS	8,000	ND (0.05)	ND (0.05)	ND (0.05)	ND (0.05)	ND (0.05)	ND (0.05)	ND (0.05)	ND (0.05)
p-Isopropyltoluene	NS	NS	NS	ND (0.05)	ND (0.05)	ND (0.05)	ND (0.05)	ND (0.05)	ND (0.05)	ND (0.05)	ND (0.05)

Table 2
Soil Analytical Results - Volatile Organic Compounds
REXAM BEVERAGE CAN COMPANY
Kent, Washington
May 2014

Sample ID	MTCA Method A Cleanup Level		MTCA Method B Unrestricted Land Use Value (Direct Contact)	SB311A	SB311B	SB311C	SB312A	SB312B	SB312C	SB313A	SB313B
	Unrestricted Land Use	Industrial Properties		405438-17 5/21/2014	405438-18 5/21/2014	405438-19 5/21/2014	405438-23 5/21/2014	405438-24 5/21/2014	405438-25 5/21/2014	405438-20 5/21/2014	405438-21 5/21/2014
Laboratory ID No.											
Date Sampled											
Depth (feet below grade)											
Analytical Parameter											
1,3-Dichlorobenzene	NS	NS	NS	ND (0.05)	ND (0.05)	ND (0.05)	ND (0.05)	ND (0.05)	ND (0.05)	ND (0.05)	ND (0.05)
1,4-Dichlorobenzene	NS	NS	185	ND (0.05)	ND (0.05)	ND (0.05)	ND (0.05)	ND (0.05)	ND (0.05)	ND (0.05)	ND (0.05)
1,2-Dichlorobenzene	NS	NS	7,200	ND (0.05)	ND (0.05)	ND (0.05)	ND (0.05)	ND (0.05)	ND (0.05)	ND (0.05)	ND (0.05)
1,2-Dibromo-3-Chloropropane (DBCP)	NS	NS	1.25	ND (0.5)	ND (0.5)	ND (0.5)	ND (0.5)	ND (0.5)	ND (0.5)	ND (0.5)	ND (0.5)
1,2-Dibromo-3-Chloropropane (DBCP)	NS	NS	34.5	ND (0.25)	ND (0.25)	ND (0.25)	ND (0.25)	ND (0.25)	ND (0.25)	ND (0.25)	ND (0.25)
1,2,4-Trichlorobenzene	NS	NS	12.8	ND (0.25)	ND (0.25)	ND (0.25)	ND (0.25)	ND (0.25)	ND (0.25)	ND (0.25)	ND (0.25)
Hexachlorobutadiene	5	5	1,600	ND (0.05)	ND (0.05)	ND (0.05)	ND (0.05)	ND (0.05)	ND (0.05)	ND (0.05)	ND (0.05)
Naphthalene	NS	NS	NS	ND (0.25)	ND (0.25)	ND (0.25)	ND (0.25)	ND (0.25)	ND (0.25)	ND (0.25)	ND (0.25)
1,2,3-Trichlorobenzene											
VOC TICs (mg/Kg)											
3-Buten-2-one, 3,4-(or 4,4)-dichloro-	NS	NS	NS								
1,4-Dioxane	NS	NS	1.0								
Butane, 1,2,2,4-tetrachloro-	NS	NS	NS								
Benzene, 1-ethyl-2-methyl-	NS	NS	NS								
Benzothiazole, 2-methyl-	NS	NS	NS								
Phenol, 2,6-bis (1,1-dimethylethyl)-	NS	NS	NS								
Benzene, 1,2-diethyl	NS	NS	NS								
L-Phenylalanine, propyl ester	NS	NS	NS								
Benzene, 1-ethyl-2,3-dimethyl-	NS	NS	NS								
Benzene, 1-ethyl-2-methyl-	NS	NS	NS								
Benzene, 1-ethyl-3-methyl	NS	NS	NS								
Benzene, 1-ethyl-3-methyl	NS	NS	NS								
Benzene, 1-ethyl-2,4-dimethyl-	NS	NS	NS								
2H-1,4-Benzoxazin-3(4H)-one, 2-butyl-4-hydroxy-	NS	NS	NS								
Benzene, isocyanato-	NS	NS	NS								
1-Butyne, 3-methyl-	NS	NS	NS								
Benzenamine, 4-bromo-3-methyl-	NS	NS	NS								
1,2-Dithiane	NS	NS	NS								
Cycloheptatrienylium, iodide	NS	NS	NS								
Benzene, 1,3,5-trimethyl	NS	NS	NS								
1-Propene, 1,1,3-trichloro-2-methyl-	NS	NS	NS								
1-Propene, 3,3,3-trichloro-2-methyl-	NS	NS	NS								
Hexanoic acid, methyl ester	NS	NS	NS								
Benzene, 2-ethyl-1,4-dimethyl-	NS	NS	NS								
1,3-Butadiene, 2-chloro-	NS	NS	NS								
Ethanone, 1-(3-methylphenyl)-	NS	NS	NS								
1,3,4-Thiadiazol-2-amine, 5-(propylthio)-	NS	NS	NS								
Cyclopropanecarboxylic acid, 2,3-dichloro-2,3-dimethyl, anhydride	NS	NS	NS								
Benzene, 1,2,3,4-tetramethyl-	NS	NS	NS								
Cyclohexene, 3-bromo-	NS	NS	NS								
Benzene, 4-ethyl-1,2-dimethyl	NS	NS	NS								
1-Chloro-2-Methylenecyclopropane	NS	NS	NS								
Cyclopentanol, 2-methyl-, cis-	NS	NS	NS								
Cyclopentane, methyl-	NS	NS	NS								
Butane, 1,3-dichloro-	NS	NS	NS								
Propanoic acid, 2,2-dichloro-, methyl ester	NS	NS	NS								
Oxirane, (2,2,2-trichloroethyl)-	NS	NS	NS								
Octane, 3,6-dimethyl-	NS	NS	NS								
2,4-Dichloro-6-methoxy-S-triazine	NS	NS	NS								
Propane, 1,1,2,2-tetrachloro-	NS	NS	NS								
Naphthalene, 1-methyl-	NS	NS	NS								
1,2,4-Thiadiazole,5-(1-methylhydrazino)-3-methylthio-	NS	NS	NS								
1-Propene, 3,3-thiobis (2-methyl)-	NS	NS	NS								
Benzene 1-isocyanato-3-methoxy-	NS	NS	NS								
2-Propanethiol, 2-methyl-	NS	NS	NS								
Pulegone	NS	NS	NS								

Table 2
 Soil Analytical Results - Volatile Organic Compounds
 REXAM BEVERAGE CAN COMPANY
 Kent, Washington
 May 2014

Sample ID	MTCA Method A Cleanup Level		MTCA Method B Unrestricted Land Use Value (Direct Contact)	SB311A	SB311B	SB311C	SB312A	SB312B	SB312C	SB313A	SB313B
	Unrestricted Land Use	Industrial Properties		405438-17	405438-18	405438-19	405438-23	405438-24	405438-25	405438-20	405438-21
Laboratory ID No.				5/21/2014	5/21/2014	5/21/2014	5/21/2014	5/21/2014	5/21/2014	5/21/2014	5/21/2014
Date Sampled				0.5-1.5	2-3	6-7	0.5-1.5	2-3	5.5-6.5	0.5-1.5	2-3
Depth (feet below grade)											
Analytical Parameter											
Cyclohexane (4-methylpentyl)	NS	NS	NS								
Disulfide, (1-methylethyl) (1,1-dimethylethyl)	NS	NS	NS								
Undecane	NS	NS	NS								
Butane, 2-methyl-3-(methylthio)	NS	NS	NS								
Naphthalene, decahydro-2-methyl-	NS	NS	NS								
Decane, 4-methyl	NS	NS	NS								
Tridecane	NS	NS	NS								
Nonane, 2,6-dimethyl	NS	NS	NS								
Bicyclo[4.1.0]heptan-3-one, 4,7,7-trimethyl-, [1R-(1.alpha.,4.alpha.,6.alpha.)]-	NS	NS	NS								
Bicyclo[4.1.0]heptan-3-one, 4,7,7-trimethyl-, [1R-(1.alpha.,4.beta.,6.alpha.)]-	NS	NS	NS								
Cyclohexane, 1-ethyl-2-methyl-, cis-	NS	NS	NS								
Cyclohexane, 1,4-dimethyl-, trans-	NS	NS	NS								
Total VOC TICs	NS	NS	NS	0	0	0	0	0	0	0	0

Legend:

Highlighted values equal or exceed MTCA Method A Cleanup Level.

mg/kg = milligrams per kilogram.

lc = Presence of the compound is likely due to laboratory contamination.

D = Result from reanalysis on diluted sample.

ve = Estimated concentration calculated for response above valid calibration range. Dilution required to obtain accurate quantification.

* = Listed as total xylenes.

**c = Listed as 1,3-Dichloropropene.

ND (XX) = Not detected at reported concentration.

NS = No Standard.

MTCA Method B values are most stringent of cancer/non-cancer values listed in CLARC database.

MTCA = Model Toxics Control Act.

CLARC = Cleanup Levels and Risk Calculation.

USEPA = United States Environmental Protection Agency.

Table 2
 Soil Analytical Results - Volatile Organic Compounds
 REXAM BEVERAGE CAN COMPANY
 Kent, Washington
 May 2014

Sample ID	MTCA Method A Cleanup Level		MTCA Method B Unrestricted Land Use Value (Direct Contact)	SB313C	SB314A	SB314B	SB314C	SB315A	SB315B	SB315C	SB316A
	Unrestricted Land Use	Industrial Properties		405438-22 5/21/2014 6-7	405416-08 5/20/2014 0.5-1.5	405416-09 5/20/2014 4.25-5.25	405416-10 5/20/2014 11-12	405416-11 5/20/2014 0.5-1.5	405416-12 5/20/2014 4.25-5.25	405416-13 5/20/2014 7-8	405438-14 5/21/2014 0.5-1.5
Laboratory ID No.											
Date Sampled											
Depth (feet below grade)											
Analytical Parameter											
Volatile Organic Compounds (mg/Kg)											
Dichlorodifluoromethane (Freon 12)	NS	NS	16,000	ND (0.5)	ND (0.5)	ND (0.5)	ND (0.5)	ND (0.5)	ND (0.5)	ND (0.5)	ND (0.5)
Chloromethane	NS	NS	NS	ND (0.5)	ND (0.5)	ND (0.5)	ND (0.5)	ND (0.5)	ND (0.5)	ND (0.5)	ND (0.5)
Vinyl chloride	NS	NS	0.67	ND (0.05)	ND (0.05)	ND (0.05)	ND (0.05)	ND (0.05)	ND (0.05)	ND (0.05)	ND (0.05)
Bromomethane	NS	NS	112	ND (0.5)	ND (0.5)	ND (0.5)	ND (0.5)	ND (0.5)	ND (0.5)	ND (0.5)	ND (0.5)
Chloroethane (ethyl chloride)	NS	NS	NS	ND (0.5)	ND (0.5)	ND (0.5)	ND (0.5)	ND (0.5)	ND (0.5)	ND (0.5)	ND (0.5)
Trichlorofluoromethane	NS	NS	24,000	ND (0.5)	ND (0.5)	ND (0.5)	ND (0.5)	ND (0.5)	ND (0.5)	ND (0.5)	ND (0.5)
Acetone	NS	NS	72,000	ND (0.5)	ND (0.5)	ND (0.5)	ND (0.5)	ND (0.5)	ND (0.5)	ND (0.5)	ND (0.5)
1,1-Dichloroethene	NS	NS	4,000	ND (0.05)	ND (0.05)	ND (0.05)	ND (0.05)	ND (0.05)	ND (0.05)	ND (0.05)	ND (0.05)
Methylene chloride (Dichloromethane)	0.02	0.02	500	ND (0.5)	ND (0.5)	ND (0.5)	ND (0.5)	ND (0.5)	ND (0.5)	ND (0.5)	ND (0.5)
Methyl tert-butyl ether (MTBE)	0.1	0.1	556	ND (0.05)	ND (0.05)	ND (0.05)	ND (0.05)	ND (0.05)	ND (0.05)	ND (0.05)	ND (0.05)
trans-1,2-Dichloroethene	NS	NS	1,600	ND (0.05)	ND (0.05)	ND (0.05)	ND (0.05)	ND (0.05)	ND (0.05)	ND (0.05)	ND (0.05)
1,1-Dichloroethane	NS	NS	175	ND (0.05)	ND (0.05)	ND (0.05)	ND (0.05)	ND (0.05)	ND (0.05)	ND (0.05)	ND (0.05)
2,2-Dichloropropane	NS	NS	NS	ND (0.05)	ND (0.05)	ND (0.05)	ND (0.05)	ND (0.05)	ND (0.05)	ND (0.05)	ND (0.05)
cis-1,2-Dichloroethene	NS	NS	160	ND (0.05)	ND (0.05)	ND (0.05)	ND (0.05)	ND (0.05)	ND (0.05)	ND (0.05)	ND (0.05)
Chloroform	NS	NS	32.3	ND (0.05)	ND (0.05)	ND (0.05)	ND (0.05)	ND (0.05)	ND (0.05)	ND (0.05)	ND (0.05)
2-Butanone (methyl ethyl ketone / MEK)	NS	NS	48,000	ND (0.5)	ND (0.5)	ND (0.5)	ND (0.5)	ND (0.5)	ND (0.5)	ND (0.5)	ND (0.5)
1,2-Dichloroethane (EDC)	NS	NS	11	ND (0.05)	ND (0.05)	ND (0.05)	ND (0.05)	ND (0.05)	ND (0.05)	ND (0.05)	ND (0.05)
1,1,1-Trichloroethane	2	2	16,000	ND (0.05)	ND (0.05)	ND (0.05)	ND (0.05)	ND (0.05)	ND (0.05)	ND (0.05)	ND (0.05)
1,1-Dichloropropene	NS	NS	NS	ND (0.05)	ND (0.05)	ND (0.05)	ND (0.05)	ND (0.05)	ND (0.05)	ND (0.05)	ND (0.05)
Carbon tetrachloride	NS	NS	14.3	ND (0.05)	ND (0.05)	ND (0.05)	ND (0.05)	ND (0.05)	ND (0.05)	ND (0.05)	ND (0.05)
Benzene	0.03	0.03	18.2	ND (0.03)	ND (0.03)	ND (0.03)	ND (0.03)	ND (0.03)	ND (0.03)	ND (0.03)	ND (0.03)
Trichloroethene	0.03	0.03	11	ND (0.02)	ND (0.02)	ND (0.02)	ND (0.02)	ND (0.02)	ND (0.02)	ND (0.02)	ND (0.02)
1,2-Dichloropropane	NS	NS	27.8	ND (0.05)	ND (0.05)	ND (0.05)	ND (0.05)	ND (0.05)	ND (0.05)	ND (0.05)	ND (0.05)
Bromodichloromethane (Dichlorobromomethane)	NS	NS	16.1	ND (0.05)	ND (0.05)	ND (0.05)	ND (0.05)	ND (0.05)	ND (0.05)	ND (0.05)	ND (0.05)
Dibromomethane (methylene bromide)	NS	NS	800	ND (0.05)	ND (0.05)	ND (0.05)	ND (0.05)	ND (0.05)	ND (0.05)	ND (0.05)	ND (0.05)
4-Methyl-2-pentanone (methyl isobutyl ketone / MIBK)	NS	NS	6,400	ND (0.5)	ND (0.5)	ND (0.5)	ND (0.5)	ND (0.5)	ND (0.5)	ND (0.5)	ND (0.5)
cis-1,3-Dichloropropene	NS	NS	10 **	ND (0.05)	ND (0.05)	ND (0.05)	ND (0.05)	ND (0.05)	ND (0.05)	ND (0.05)	ND (0.05)
Toluene	7	7	6,400	ND (0.05)	ND (0.05)	ND (0.05)	ND (0.05)	ND (0.05)	ND (0.05)	ND (0.05)	ND (0.05)
trans-1,3-Dichloropropene	NS	NS	10 **	ND (0.05)	ND (0.05)	ND (0.05)	ND (0.05)	ND (0.05)	ND (0.05)	ND (0.05)	ND (0.05)
1,1,2-Trichloroethane	NS	NS	17.5	ND (0.05)	ND (0.05)	ND (0.05)	ND (0.05)	ND (0.05)	ND (0.05)	ND (0.05)	ND (0.05)
2-Hexanone (methyl butyl ketone / MBK)	NS	NS	NS	ND (0.5)	ND (0.5)	ND (0.5)	ND (0.5)	ND (0.5)	ND (0.5)	ND (0.5)	ND (0.5)
1,3-Dichloropropane	NS	NS	NS	ND (0.05)	ND (0.05)	ND (0.05)	ND (0.05)	ND (0.05)	ND (0.05)	ND (0.05)	ND (0.05)
Tetrachloroethene	0.05	0.05	476	ND (0.025)	0.35	ND (0.025)	ND (0.025)	0.059	ND (0.025)	ND (0.025)	ND (0.025)
Dibromochloromethane	NS	NS	11.9	ND (0.05)	ND (0.05)	ND (0.05)	ND (0.05)	ND (0.05)	ND (0.05)	ND (0.05)	ND (0.05)
1,2-Dibromomethane (EDB)	0.005	0.005	0.5	ND (0.05)	ND (0.05)	ND (0.05)	ND (0.05)	ND (0.05)	ND (0.05)	ND (0.05)	ND (0.05)
Chlorobenzene	NS	NS	1,600	ND (0.05)	ND (0.05)	ND (0.05)	ND (0.05)	ND (0.05)	ND (0.05)	ND (0.05)	ND (0.05)
Ethylbenzene	6	6	8,000	ND (0.05)	0.064	ND (0.05)	ND (0.05)	ND (0.05)	ND (0.05)	ND (0.05)	ND (0.05)
1,1,1,2-Tetrachloroethane	NS	NS	38.5	ND (0.05)	ND (0.05)	ND (0.05)	ND (0.05)	ND (0.05)	ND (0.05)	ND (0.05)	ND (0.05)
m-Xylene & p-Xylene	9 *	9 *	16,000	ND (0.1)	0.21	ND (0.1)	ND (0.1)	ND (0.1)	ND (0.1)	ND (0.1)	ND (0.1)
o-Xylene	9 *	9 *	16,000	ND (0.05)	0.061	ND (0.05)	ND (0.05)	ND (0.05)	ND (0.05)	ND (0.05)	ND (0.05)
Styrene	NS	NS	16,000	ND (0.05)	ND (0.05)	ND (0.05)	ND (0.05)	ND (0.05)	ND (0.05)	ND (0.05)	ND (0.05)
Isopropylbenzene (cumene)	NS	NS	8,000	ND (0.05)	ND (0.05)	ND (0.05)	ND (0.05)	ND (0.05)	ND (0.05)	ND (0.05)	ND (0.05)
Bromofrom	NS	NS	127	ND (0.05)	ND (0.05)	ND (0.05)	ND (0.05)	ND (0.05)	ND (0.05)	ND (0.05)	ND (0.05)
n-Propylbenzene	NS	NS	8,000	ND (0.05)	ND (0.05)	ND (0.05)	ND (0.05)	ND (0.05)	ND (0.05)	ND (0.05)	ND (0.05)
Bromobenzene	NS	NS	NS	ND (0.05)	ND (0.05)	ND (0.05)	ND (0.05)	0.074	ND (0.05)	ND (0.05)	ND (0.05)
1,3,5-Trimethylbenzene	NS	NS	800	ND (0.05)	ND (0.05)	ND (0.05)	ND (0.05)	ND (0.05)	ND (0.05)	ND (0.05)	ND (0.05)
1,1,2,2-Tetrachloroethane	NS	NS	5	ND (0.05)	ND (0.05)	ND (0.05)	ND (0.05)	ND (0.05)	ND (0.05)	ND (0.05)	ND (0.05)
1,2,3-Trichloropropane	NS	NS	0.0333	ND (0.05)	ND (0.05)	ND (0.05)	ND (0.05)	ND (0.05)	ND (0.05)	ND (0.05)	ND (0.05)
2-Chlorotoluene	NS	NS	1,600	ND (0.05)	ND (0.05)	ND (0.05)	ND (0.05)	ND (0.05)	ND (0.05)	ND (0.05)	ND (0.05)
4-Chlorotoluene	NS	NS	NS	ND (0.05)	ND (0.05)	ND (0.05)	ND (0.05)	ND (0.05)	ND (0.05)	ND (0.05)	ND (0.05)
tert-Butylbenzene	NS	NS	8,000	ND (0.05)	ND (0.05)	ND (0.05)	ND (0.05)	ND (0.05)	ND (0.05)	ND (0.05)	ND (0.05)
1,2,4-Trimethylbenzene	NS	NS	NS	ND (0.05)	0.17	ND (0.05)	ND (0.05)	ND (0.05)	ND (0.05)	ND (0.05)	ND (0.05)
sec-Butylbenzene	NS	NS	8,000	ND (0.05)	ND (0.05)	ND (0.05)	ND (0.05)	ND (0.05)	ND (0.05)	ND (0.05)	ND (0.05)
p-Isopropyltoluene	NS	NS	NS	ND (0.05)	0.054	ND (0.05)	ND (0.05)	ND (0.05)	ND (0.05)	ND (0.05)	ND (0.05)

Table 2
Soil Analytical Results - Volatile Organic Compounds
REXAM BEVERAGE CAN COMPANY
Kent, Washington
May 2014

Sample ID Laboratory ID No.	MTCA Method A Cleanup Level		MTCA Method B Unrestricted Land Use Value (Direct Contact)	SB313C	SB314A	SB314B	SB314C	SB315A	SB315B	SB315C	SB316A
	Unrestricted Land Use	Industrial Properties		405436-22 5/21/2014	405416-08 5/20/2014	405416-09 5/20/2014	405416-10 5/20/2014	405416-11 5/20/2014	405416-12 5/20/2014	405416-13 5/20/2014	405436-14 5/21/2014
Date Sampled											
Depth (feet below grade)				6-7	0.5-1.5	4.25-5.25	11-12	0.5-1.5	4.25-5.25	7-8	0.5-1.5
Analytical Parameter											
1,3-Dichlorobenzene	NS	NS	NS	ND (0.05)	ND (0.05)	ND (0.05)	ND (0.05)	ND (0.05)	ND (0.05)	ND (0.05)	ND (0.05)
1,4-Dichlorobenzene	NS	NS	185	ND (0.05)	ND (0.05)	ND (0.05)	ND (0.05)	ND (0.05)	ND (0.05)	ND (0.05)	ND (0.05)
1,2-Dichlorobenzene	NS	NS	7,200	ND (0.05)	ND (0.05)	ND (0.05)	ND (0.05)	ND (0.05)	ND (0.05)	ND (0.05)	ND (0.05)
1,2-Dibromo-3-Chloropropane (DBCP)	NS	NS	1.25	ND (0.5)	ND (0.5)	ND (0.5)	ND (0.5)	ND (0.5)	ND (0.5)	ND (0.5)	ND (0.5)
1,2,4-Trichlorobenzene	NS	NS	34.5	ND (0.25)	ND (0.25)	ND (0.25)	ND (0.5)	ND (0.5)	ND (0.5)	ND (0.5)	ND (0.5)
Hexachlorobutadiene	NS	NS	12.8	ND (0.25)	ND (0.25)	ND (0.25)	ND (0.25)	ND (0.25)	ND (0.25)	ND (0.25)	ND (0.25)
Napthalene	5	5	1,600	ND (0.05)	ND (0.05)	ND (0.05)	ND (0.05)	ND (0.05)	ND (0.05)	ND (0.05)	ND (0.05)
1,2,3-Trichlorobenzene	NS	NS	NS	ND (0.25)	ND (0.25)	ND (0.25)	ND (0.25)	ND (0.25)	ND (0.25)	ND (0.25)	ND (0.25)
VOC TICs (mg/Kg)											
3-Buten-2-one, 3,4(or 4,4)-dichloro-	NS	NS	NS								
1,4-Dioxane	NS	NS	10								
Butane, 1,2,2,4-tetrachloro-	NS	NS	NS								
Benzene, 1-nitryl-2-methyl-	NS	NS	NS								
Benzothiazole, 2-methyl-	NS	NS	NS								
Phenol, 2,6-bis (1,1-dimethylethyl)-	NS	NS	NS								
Benzene, 1,2-diethyl	NS	NS	NS								
L-Phenylalanine, propyl ester	NS	NS	NS					3.2			
Benzene, 1-ethyl-2,3-dimethyl-	NS	NS	NS								
Benzene, 1-ethyl-2-methyl-	NS	NS	NS					0.39			
Benzene, 1-ethyl-3-methyl-	NS	NS	NS								
Benzene, 1-ethyl-3-methyl-	NS	NS	NS								
Benzene, 1-ethyl-2,4-dimethyl-	NS	NS	NS								
2H-1,4-Benzoxazin-3(4H)-one, 2-butyl 4-hydroxy-	NS	NS	NS								
Benzene, isocyanato-	NS	NS	NS								
1-Butyne, 3-methyl-	NS	NS	NS								
Benzeneamine, 4-bromo-3-methyl-	NS	NS	NS								
1,2-Dithiane	NS	NS	NS								
Cycloheptatrienylum, iodide	NS	NS	NS								
Benzene, 1,3,5-trimethyl	NS	NS	NS								
1-Propene, 1,1,3-trichloro-2-methyl-	NS	NS	NS								
1-Propene, 3,3,3-trichloro-2-methyl-	NS	NS	NS								
Hexanoic acid, methyl ester	NS	NS	NS		4.0			1.2			
Benzene, 2-ethyl-1,4-dimethyl-	NS	NS	NS								
1,3-Butadiene, 2-chloro-	NS	NS	NS								
Ethanone, 1-(3-methylphenyl)-	NS	NS	NS								
1,3,4-Thiadiazol-2-amine, 5-(propylthio)-	NS	NS	NS					1.3			
Cyclopropanecarboxylic acid, 2,3-dichloro-2,3-dimethyl, anhydride	NS	NS	NS								
Benzene, 1,2,3,4-tetramethyl-	NS	NS	NS		0.48			0.69			
Cyclohexene, 3-bromo-	NS	NS	NS								
Benzene, 4-ethyl-1,2-dimethyl	NS	NS	NS								
1-Chloro-2-Methylencyclopropane	NS	NS	NS								
Cyclopentanol, 2-methyl-, cis-	NS	NS	NS								
Cyclopentane, methyl-	NS	NS	NS								
Butane, 1,3-dichloro-	NS	NS	NS								
Propanoic acid, 2,2-dichloro-, methyl ester	NS	NS	NS								
Oxane, (2,2,2-trichloroethyl)-	NS	NS	NS								
Octane, 3,6-dimethyl-	NS	NS	NS					0.71			
2,4-Dichloro-6-methoxy-S-triazine	NS	NS	NS								
Propane, 1,1,2,2-tetrachloro-	NS	NS	NS								
Naphthalene, 1-methyl-	NS	NS	NS								
1,2,4-Thiadiazole 5-(1-methylhydrazino)-3-methylthio-	NS	NS	NS		9.2						
1-Propene, 3,3'-thiois (2-methyl)	NS	NS	NS		3.0			1.2			
Benzene 1-isocyanato-3-methoxy-	NS	NS	NS		2.8						
2-Propanethiol, 2-methyl	NS	NS	NS		1.6						
Pulegone	NS	NS	NS		0.92						

Table 2
 Soil Analytical Results - Volatile Organic Compounds
 REXAM BEVERAGE CAN COMPANY
 Kent, Washington
 May 2014

Sample ID Laboratory ID No. Date Sampled Depth (feet below grade) Analytical Parameter	MTCA Method A Cleanup Level		MTCA Method B	SB313C	SB314A	SB314B	SB314C	SB315A	SB315B	SB315C	SB316A
	Unrestricted Land Use	Industrial Properties	Unrestricted Land Use Value (Direct Contact)	405438-22 5/21/2014 6-7	405416-08 5/20/2014 0.5-1.5	405416-09 5/20/2014 4.25-5.25	405416-10 5/20/2014 11-12	405416-11 5/20/2014 0.5-1.5	405416-12 5/20/2014 4.25-5.25	405416-13 5/20/2014 7-8	405438-14 5/21/2014 0.5-1.5
Cyclohexane (4-methylpentyl)	NS	NS	NS		0.92			0.54			
Disulfide, (1-methylthyl) (1,1-dimethylethyl)-	NS	NS	NS		0.84						
Undecane	NS	NS	NS		0.64						
Butane, 2-methyl-3-(methylthio)	NS	NS	NS		0.63						
Naphthalene, decahydro-2-methyl-	NS	NS	NS		0.56						
Decane, 4-methyl	NS	NS	NS		0.38			1.1			
Tridecane	NS	NS	NS					0.64			
Nonane, 2,6-dimethyl-	NS	NS	NS					0.46			
Bicyclo[4.1.0]heptan-3-one, 4,7,7-trimethyl-, [1R-(1.alpha.,4.alpha.,6.alpha.)]-	NS	NS	NS					0.37			
Bicyclo[4.1.0]heptan-3-one, 4,7,7-trimethyl-, [1R-(1.alpha.,4.beta.,6.alpha.)]-	NS	NS	NS					0.41			
Cyclohexane, 1-ethyl-2-methyl-, cis-	NS	NS	NS					0.38			
Cyclohexane, 1,4-dimethyl-, trans-	NS	NS	NS					12.6	0	0	0
Total VOC TICs				0	26.0	0	0				

Legend:

Highlighted values equal or exceed MTCA Method A Cleanup Level.

mg/Kg = milligrams per kilogram

ic = Presence of the compound likely due to laboratory contamination.

D = Result from reanalysis on diluted sample.

ve = Estimated concentration calculated for response above valid calibration range. Dilution required to obtain accurate quantification.

* = Listed as total xylenes.

**c = Listed as 1,3-Dichloropropene.

ND (XX) = Not detected at reported concentration.

NS = No Standard.

MTCA Method B values are most stringent of cancer/non-cancer values listed in CLARC database.

MTCA = Model Toxics Control Act.

CLARC = Cleanup Levels and Risk Calculation.

USEPA = United States Environmental Protection Agency.

Table 2
 Soil Analytical Results - Volatile Organic Compounds
 REXAM BEVERAGE CAN COMPANY
 Kent, Washington
 May 2014

Sample ID	MTC A		MTC A	SB316B	SB316C	SB204RA
	Method A Cleanup Level		Method B	405438-15	405438-16	405438-27
Laboratory ID No.	Unrestricted Land Use	Industrial Properties	Unrestricted Land Use Value (Direct Contact)	5/21/2014	5/21/2014	5/21/2014
Date Sampled				4.25-5.25	9-10	0.3-0.8
Depth (feet below grade)						
Analytical Parameter						
Volatile Organic Compounds (mg/Kg)						
Dichlorodifluoromethane (Freon 12)	NS	NS	16,000	ND (0.5)	ND (0.5)	ND (0.5)
Chloromethane	NS	NS	NS	ND (0.5)	ND (0.5)	ND (0.5)
Vinyl chloride	NS	NS	0.67	ND (0.05)	ND (0.05)	ND (0.05)
Bromomethane	NS	NS	11.2	ND (0.5)	ND (0.5)	ND (0.5)
Chloroethane (ethyl chloride)	NS	NS	NS	ND (0.5)	ND (0.5)	ND (0.5)
Trichlorofluoromethane	NS	NS	24,000	ND (0.5)	ND (0.5)	ND (0.5)
Acetone	NS	NS	72,000	ND (0.5)	ND (0.5)	ND (0.5)
1,1-Dichloroethene	NS	NS	4,000	ND (0.05)	ND (0.05)	ND (0.05)
Methylene chloride (Dichloromethane)	0.02	0.02	500	ND (0.5)	ND (0.5)	ND (0.5)
Methyl tert-butyl ether (MTBE)	0.1	0.1	556	ND (0.05)	ND (0.05)	ND (0.05)
trans-1,2-Dichloroethene	NS	NS	1,600	ND (0.05)	ND (0.05)	ND (0.05)
1,1-Dichloroethane	NS	NS	175	ND (0.05)	ND (0.05)	ND (0.05)
2,2-Dichloropropane	NS	NS	NS	ND (0.05)	ND (0.05)	ND (0.05)
cis-1,2-Dichloroethene	NS	NS	160	ND (0.05)	ND (0.05)	ND (0.05)
Chloroform	NS	NS	32.3	ND (0.05)	ND (0.05)	ND (0.05)
2-Butanone (methyl ethyl ketone / MEK)	NS	NS	48,000	ND (0.5)	ND (0.5)	ND (0.5)
1,2-Dichloroethane (EDC)	NS	NS	11	ND (0.05)	ND (0.05)	ND (0.05)
1,1,1-Trichloroethane	2	2	16,000	ND (0.05)	ND (0.05)	ND (0.05)
1,1-Dichloropropene	NS	NS	NS	ND (0.05)	ND (0.05)	ND (0.05)
Carbon tetrachloride	NS	NS	14.3	ND (0.05)	ND (0.05)	ND (0.05)
Benzene	0.03	0.03	18.2	ND (0.03)	ND (0.03)	ND (0.03)
Trichloroethene	0.03	0.03	11	ND (0.02)	ND (0.02)	ND (0.02)
1,2-Dichloropropane	NS	NS	27.8	ND (0.05)	ND (0.05)	ND (0.05)
Bromodichloromethane (Dichlorobromomethane)	NS	NS	16.1	ND (0.05)	ND (0.05)	ND (0.05)
Dibromomethane (methylene bromide)	NS	NS	800	ND (0.05)	ND (0.05)	ND (0.05)
4-Methyl-2-pentanone (methyl isobutyl ketone / MIBK)	NS	NS	6,400	ND (0.5)	ND (0.5)	ND (0.5)
cis-1,3-Dichloropropene	NS	NS	10 **	ND (0.05)	ND (0.05)	ND (0.05)
Toluene	7	7	6,400	ND (0.05)	ND (0.05)	ND (0.05)
trans-1,3-Dichloropropene	NS	NS	10 **	ND (0.05)	ND (0.05)	ND (0.05)
1,1,2-Trichloroethane	NS	NS	17.5	ND (0.05)	ND (0.05)	ND (0.05)
2-Hexanone (methyl butyl ketone / MBK)	NS	NS	NS	ND (0.5)	ND (0.5)	ND (0.5)
1,3-Dichloropropane	NS	NS	NS	ND (0.05)	ND (0.05)	ND (0.05)
Tetrachloroethene	0.05	0.05	476	ND (0.025)	ND (0.025)	ND (0.025)
Dibromochloromethane	NS	NS	11.9	ND (0.05)	ND (0.05)	ND (0.05)
1,2-Dibromomethane (EDB)	0.005	0.005	0.5	ND (0.05)	ND (0.05)	ND (0.05)
Chlorobenzene	NS	NS	1,600	ND (0.05)	ND (0.05)	ND (0.05)
Ethylbenzene	6	6	8,000	ND (0.05)	ND (0.05)	ND (0.05)
1,1,1,2-Tetrachloroethane	NS	NS	38.5	ND (0.05)	ND (0.05)	ND (0.05)
m-Xylene & p-Xylene	9 *	9 *	16,000	ND (0.1)	ND (0.1)	ND (0.1)
o-Xylene	9 *	9 *	16,000	ND (0.05)	ND (0.05)	ND (0.05)
Styrene	NS	NS	15,000	ND (0.05)	ND (0.05)	ND (0.05)
Isopropylbenzene (cumene)	NS	NS	8,000	ND (0.05)	ND (0.05)	ND (0.05)
Bromoform	NS	NS	127	ND (0.05)	ND (0.05)	ND (0.05)
p-Propylbenzene	NS	NS	8,000	ND (0.05)	ND (0.05)	ND (0.05)
Bromobenzene	NS	NS	NS	ND (0.05)	ND (0.05)	ND (0.05)
1,3,5-Trimethylbenzene	NS	NS	800	ND (0.05)	ND (0.05)	ND (0.05)
1,1,2,2-Tetrachloroethane	NS	NS	5	ND (0.05)	ND (0.05)	ND (0.05)
1,2,3-Trichloropropane	NS	NS	0.0333	ND (0.05)	ND (0.05)	ND (0.05)
2-Chlorotoluene	NS	NS	1,600	ND (0.05)	ND (0.05)	ND (0.05)
4-Chlorotoluene	NS	NS	NS	ND (0.05)	ND (0.05)	ND (0.05)
tert-Butylbenzene	NS	NS	8,000	ND (0.05)	ND (0.05)	ND (0.05)
1,2,4-Trimethylbenzene	NS	NS	NS	ND (0.05)	ND (0.05)	ND (0.05)
sec-Butylbenzene	NS	NS	8,000	ND (0.05)	ND (0.05)	ND (0.05)
n-Isopropyltoluene	NS	NS	NS	ND (0.05)	ND (0.05)	ND (0.05)

Table 2
Soil Analytical Results - Volatile Organic Compounds
REXAM BEVERAGE CAN COMPANY
Kent, Washington
May 2014

Sample ID	MTCA		MTCA Method B Unrestricted Land Use Value (Direct Contact)	SB316B	SB316C	SB204RA
	Method A Cleanup Level	Industrial Properties		405438-15	405438-16	405438-27
Laboratory ID No.				5/21/2014	5/21/2014	5/21/2014
Date Sampled				4.25-5.25	9-10	0.3-0.8
Depth (feet below grade)						
Analytical Parameter						
1,2-Dichlorobenzene	NS	NS	NS	ND (0.05)	ND (0.05)	ND (0.05)
1,4-Dichlorobenzene	NS	NS	185	ND (0.05)	ND (0.05)	ND (0.05)
1,2-Dichlorobenzene	NS	NS	7,200	ND (0.05)	ND (0.05)	ND (0.05)
1,2-Dichloro-3-Chloropropane (DCCP)	NS	NS	1.25	ND (0.5)	ND (0.5)	ND (0.5)
1,2,4-Trichlorobenzene	NS	NS	34.5	ND (0.25)	ND (0.25)	ND (0.25)
Hexachlorobutadiene	NS	NS	12.8	ND (0.25)	ND (0.25)	ND (0.25)
Naphthalene	5	5	1,600	ND (0.05)	1.5	ND (0.05)
1,2,3-Trichlorobenzene	NS	NS	NS	ND (0.25)	ND (0.25)	ND (0.25)
VOC TICs (mg/Kg)						
3-Buten-2-one, 3,4(or 4,4)-dichloro-	NS	NS	NS			
1,4-Dioxane	NS	NS	10			
Butane, 1,2,2,4-tetrachloro-	NS	NS	NS			
Benzene, 1-ethyl-2-methyl-	NS	NS	NS			
Benzoimidazole, 2-methyl-	NS	NS	NS			
Phenol, 2,6-bis (1,1-dimethylethyl)-	NS	NS	NS			
Benzene, 1,2-diethyl-	NS	NS	NS			
L-Phenylalanine, propyl ester	NS	NS	NS			
Benzene, 1-ethyl-2,3-dimethyl-	NS	NS	NS			
Benzene, 1-ethyl-2-methyl-	NS	NS	NS			
Benzene, 1-ethyl-3-methyl-	NS	NS	NS			
Benzene, 1-ethyl-3-methyl-	NS	NS	NS			
Benzene, 1-ethyl-2,4-dimethyl-	NS	NS	NS			
2H-1,4-Benzoxazin-3(4H)-one, 2-butyl-4-hydroxy-	NS	NS	NS			
Benzene, isocyan-	NS	NS	NS			
1-Butyne, 3-methyl-	NS	NS	NS			
Benzenamine, 4-bromo-3-methyl-	NS	NS	NS			
1,2-Dithiane	NS	NS	NS			
Cycloheptatrienylum, iodide	NS	NS	NS			
Benzene, 1,3,5-trimethyl-	NS	NS	NS			
1-Propene, 1,1,3-trichloro-2-methyl-	NS	NS	NS			
1-Propene, 3,3,3-trichloro-2-methyl-	NS	NS	NS			
Hexanoic acid, methyl ester	NS	NS	NS			
Benzene, 2-ethyl-1,4-dimethyl-	NS	NS	NS			
3,3-Butadiene, 2-chloro-	NS	NS	NS			
Ethanone, 1-(3-methylphenyl)-	NS	NS	NS			
1,3,4-Thiadiazol-2-amine, 5-(propylthio)-	NS	NS	NS			
Cyclopropanecarboxylic acid, 2,3-dichloro-2,3-dimethyl, anhydride	NS	NS	NS			
Benzene, 1,2,3,4-tetramethyl-	NS	NS	NS			
Cyclohexene, 3-bromo-	NS	NS	NS			
Benzene, 4-ethyl-1,2-dimethyl-	NS	NS	NS			
1-Chloro-2-Methylenecyclopropane	NS	NS	NS			
Cyclopentanol, 2-methyl-, di-	NS	NS	NS			
Cyclopentane, methyl-	NS	NS	NS			
Butane, 1,3-dichloro-	NS	NS	NS			
Propanoic acid, 2,2-dichloro-, methyl ester	NS	NS	NS			
Oxirane, (2,2,2-trichloroethyl)-	NS	NS	NS			
Octane, 3,6-dimethyl-	NS	NS	NS			
2,4-Dichloro-6-methoxy-5-triazine	NS	NS	NS			
Propane, 1,1,2,2-tetrachloro-	NS	NS	NS			
Naphthalene, 1-methyl-	NS	NS	NS		0.47	
1,2,4-Thiadiazole,5-(1-methylhydrazino)-3-methylthio-	NS	NS	NS			
1-Propene, 3,3'-thio-bis (2-methyl)	NS	NS	NS			
Benzene 1-isocyan-3-methoxy-	NS	NS	NS			
2-Propanethiol, 2-methyl-	NS	NS	NS			
Pulegone	NS	NS	NS			

Table 2
 Soil Analytical Results - Volatile Organic Compounds
 REXAM BEVERAGE CAN COMPANY
 Kent, Washington
 May 2014

Sample ID Laboratory ID No.	MTCA Method A Cleanup Level		MTCA Method B	SB316B	SB316C	SB204RA
	Unrestricted Land Use	Industrial Properties	Unrestricted Land Use Value (Direct Contact)	405438-15 5/21/2014	405438-16 5/21/2014	405438-27 5/21/2014
Date Sampled						
Depth (feet below grade)				4.25-5.25	9-10	0.3-0.8
Analytical Parameter						
Cyclohexane (4-methylpentyl)-	NS	NS	NS			
Disulfide, (1-methylethyl) (1,1-dimethylethyl)-	NS	NS	NS			
Undecane	NS	NS	NS			
Butane, 2-methyl-3 (methylthio)	NS	NS	NS			
Naphthalene, decahydro, 2-methyl-	NS	NS	NS			
Decane, 4-methyl	NS	NS	NS			
Tridecane	NS	NS	NS			
Nonane, 2,6-dimethyl-	NS	NS	NS			
Bicyclo[4.1.0]heptan-3-one, 4,7,7-trimethyl-, [1R-(1.alpha.,4.alpha.,6.alpha.)]-	NS	NS	NS			
Bicyclo[4.1.0]heptan-3-one, 4,7,7-trimethyl-, [1R-(1.alpha.,4.beta.,6.alpha.)]-	NS	NS	NS			
Cyclohexane, 1-ethyl-2-methyl-, cis-	NS	NS	NS			
Cyclohexane, 1,4-dimethyl-, trans-	NS	NS	NS			
Total VOC TICs	NS	NS	NS	0	0.47	0

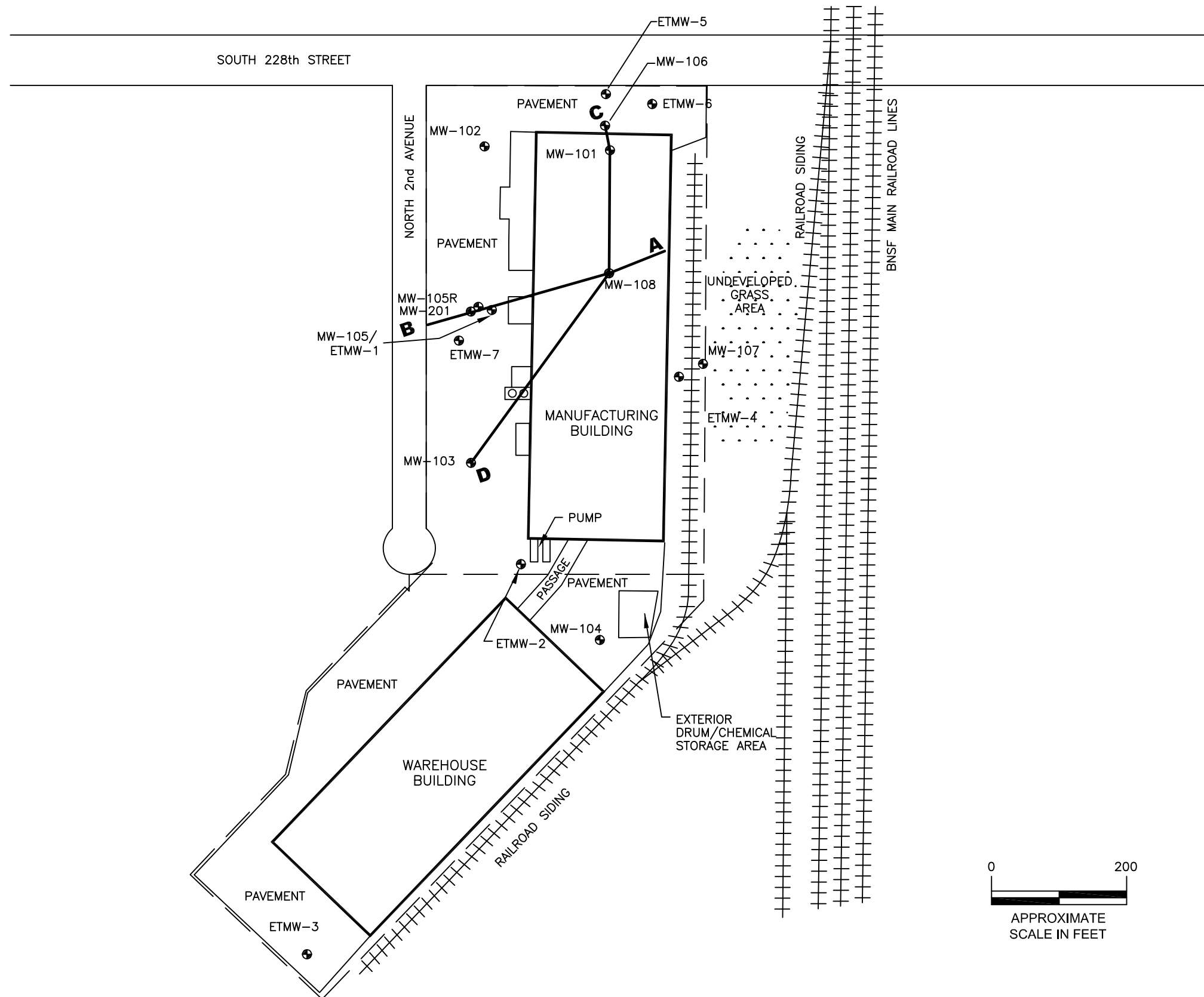
Legend:

Highlighted values equal or exceed MTCA Method A Cleanup Level.
 mg/Kg = milligrams per kilogram
 ic = Presence of the compound is likely due to laboratory contamination.
 D = Result from reanalysis on diluted sample.
 ve = Estimated concentration calculated for response above valid calibration range. Dilution required to obtain accurate quantification.
 * = Listed as total xylenes.
 **c = Listed as 1,3-Dichloropropene.
 ND (XX) = Not detected at reported concentration.
 NS = No Standard.
 MTCA Method B values are most stringent of cancer/non-cancer values listed in CLARC database.
 MTCA = Model Toxics Control Act.
 CLARC = Cleanup Levels and Risk Calculation.
 USEPA = United States Environmental Protection Agency.



APPENDIX 6

Cross-Sectional Views Through Site



NOTES:

Monitoring wells ETMW-1, ETMW-4, and ETMW-5 abandoned
 Monitoring wells ETMW-6 and MW-105 could not be located after construction
 MW-105R is replacement for MW-105

LEGEND:

- = APPROXIMATE PROPERTY LINE
- ⊕ = GROUNDWATER MONITORING WELL
- MW = MONITORING WELL INSTALLED BY ENVISION
- ETMW = MONITORING WELL INSTALLED BY EARTHTECH

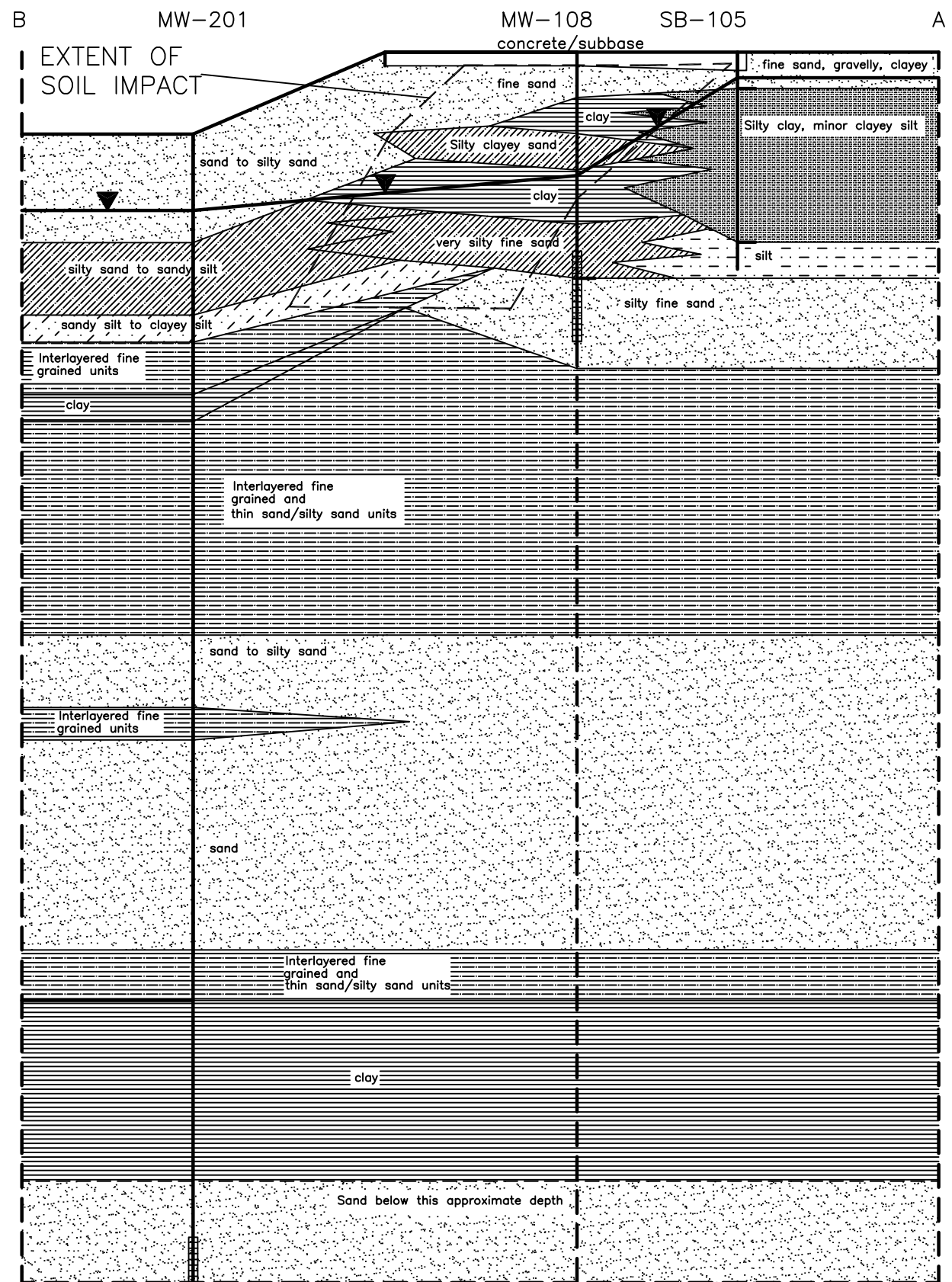
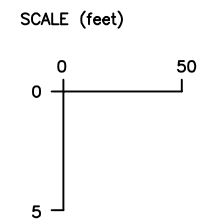
Envision Environmental, Inc.
 11 Sleepy Hollow Court, Allentown, NJ 08501
 Phone: 609-208-1885 Fax: 609-208-1889

REXAM BEVERAGE CAN COMPANY
 1220 NORTH 2nd AVENUE
 KENT, WASHINGTON 98032

SITE PLAN SHOWING
 LINES OF CROSS-SECTIONS

Revisions:	Project No. 302.REX
	Date: 04/15/15
	Scale: As Shown
	Drawing No. FIGURE 5

- Fill (contains debris)
- Sand, Sand to silty sand
- Silty sand
- Silt
- Silty clay
- Clayey silt
- Clay
- Interlayered, thin fine-grained units
- Concrete/subbase
- Boring/well
- End of section/
Bend in section
- Water Table
- Screened interval of monitoring well

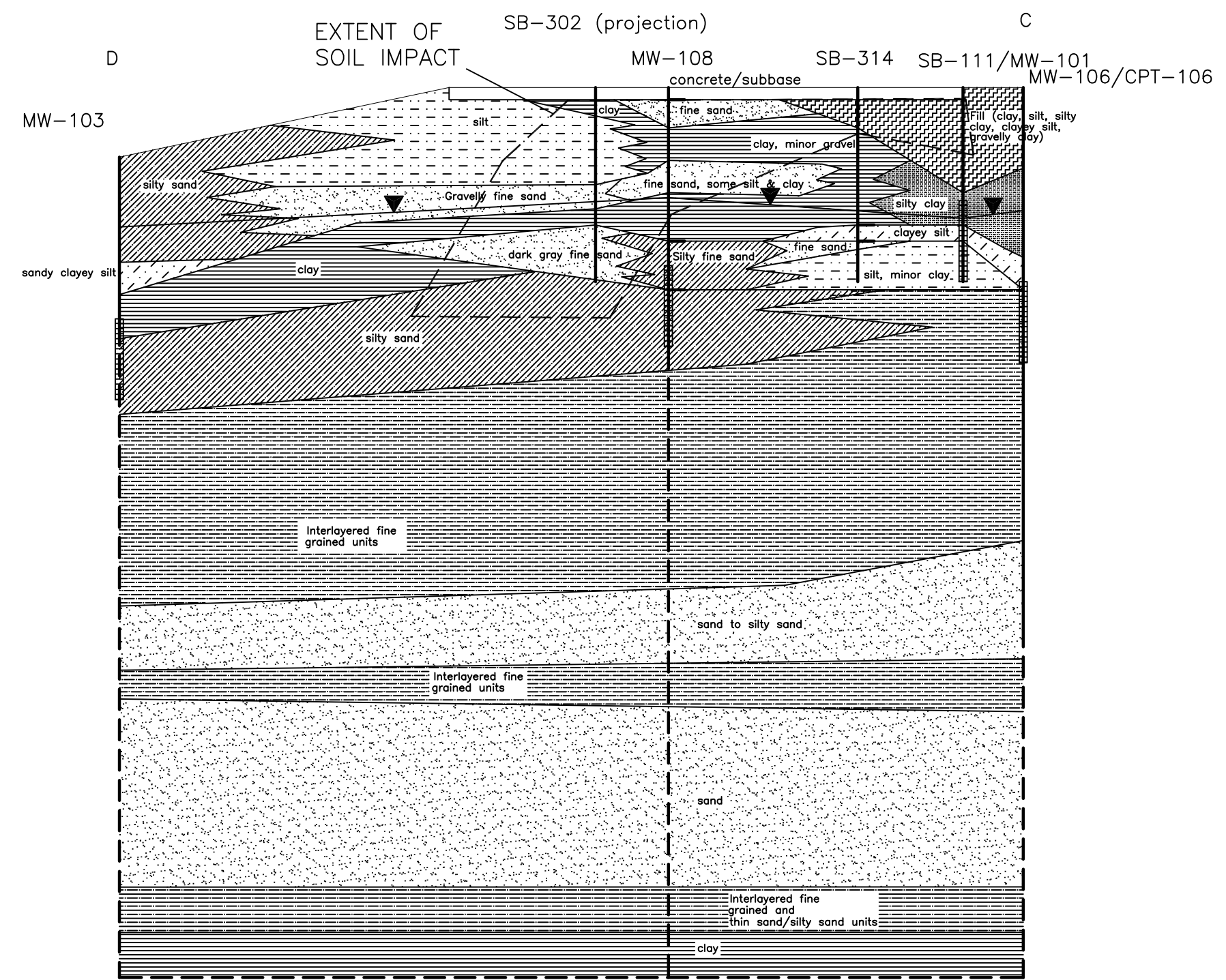
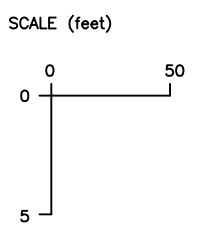
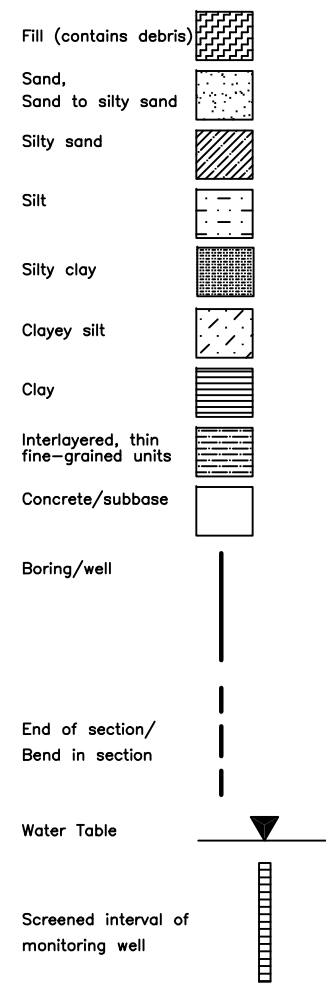


Envision Environmental, Inc.
11 Sleepy Hollow Court, Allentown, NJ 08501
Phone: 609-208-1885 Fax: 609-208-1889

REXAM BEVERAGE CAN COMPANY
1220 N. 2nd AVENUE
KENT, WA
CROSS-SECTION SHOWING
EXTENT OF IMPACT
LINE OF SECTION A - B

Revisions:

Project No.
302.REX
Date: 06/16/15
Scale: As Shown
Drawing No.
FIGURE 20




Envision Environmental, Inc.
 11 Sleepy Hollow Court, Allentown, NJ 08501
 Phone: 609-208-1885 Fax: 609-208-1889

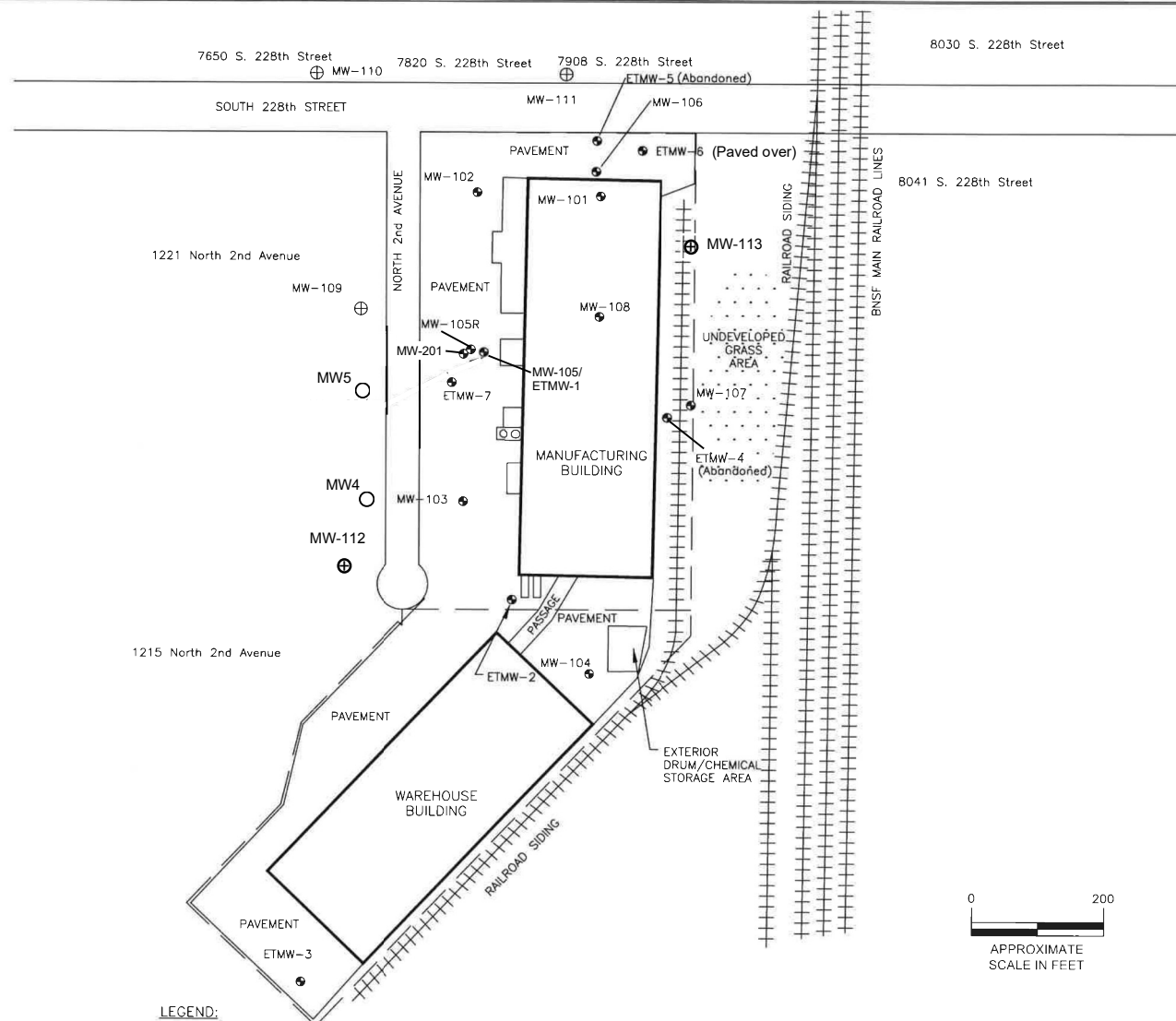
REXAM BEVERAGE CAN COMPANY
 1220 N. 2nd AVENUE
 KENT, WA
 CROSS-SECTION SHOWING
 EXTENT OF IMPACT
 LINE OF SECTION C - D

<i>Revisions:</i>	<i>Project No.</i> 302.REX
	<i>Date:</i> 06/16/15
	<i>Scale:</i> As Shown
	<i>Drawing No.</i> FIGURE 21



APPENDIX 7

Site Plan Showing Proposed Offsite Monitoring Well Locations



NOTES:

Monitoring wells ETMW-1, ETMW-4, and ETMW-5 abandoned
 Monitoring wells ETMW-6 and MW-105 could not be located after construction
 MW-105R is replacement for MW-105

LEGEND:

- = APPROXIMATE PROPERTY LINE
- = GROUNDWATER MONITORING WELL
- MW = MONITORING WELL INSTALLED BY ENVISION
- ETMW = MONITORING WELL INSTALLED BY EARTHTECH
- ⊕ = PROPOSED MONITORING WELL
- = MONITORING WELL, PROTECTIVE COATINGS, INC.

Envision Environmental, Inc.
 11 Sleepy Hollow Court, Allentown, NJ 08501
 Phone: 609-208-1885 Fax: 609-208-1889

BALL CORP
 (FMR. REXAM BEVERAGE CAN CO.)
 1220 NORTH 2nd AVENUE
 KENT, WASHINGTON 98032
 SITE PLAN SHOWING PROPOSED
 OFFSITE MONITORING WELL LOCATIONS

Revisions:	Project No.
	302.REX
	Date: 06/29/18
	Scale: As Shown
	Drawing No.

FIGURE **A**



APPENDIX 8

Limited Subsurface Investigation - 7650 South 228th Street Kent, Washington, Farallon Consulting, August 30, 2018

LIMITED SUBSURFACE INVESTIGATION

**7650 South 228th Street
Kent, Washington**

**Submitted by:
Farallon Consulting, L.L.C.
975 5th Avenue Northwest
Issaquah, Washington 98027**

Farallon PN: 1353-014

**For:
CenterPoint Properties Trust
1808 Swift Drive
Oak Brook, Illinois 60523**

August 30, 2018

Prepared by:



Lyndsey Needham, P.G.
Project Geologist

Reviewed by:



Paul Grabau, L.G., L.H.G.
Principal Hydrogeologist



TABLE OF CONTENTS

ACRONYMS AND ABBREVIATIONS.....	iii
1.0 INTRODUCTION.....	1-1
1.1 PURPOSE.....	1-1
1.2 ORGANIZATION	1-1
2.0 BACKGROUND	2-1
2.1 SITE DESCRIPTION	2-1
2.2 SITE HISTORICAL USE.....	2-1
2.3 PREVIOUS ENVIRONMENTAL INVESTIGATIONS	2-1
3.0 LIMITED SUBSURFACE INVESTIGATION FIELD ACTIVITIES.....	3-1
3.1 SOIL SAMPLING	3-1
3.2 RECONNAISSANCE GROUNDWATER SAMPLING.....	3-2
3.3 BORING ABANDONMENT.....	3-2
3.4 HANDLING AND DISPOSAL OF INVESTIGATION-DERIVED WASTE.....	3-2
4.0 LIMITED SUBSURFACE INVESTIGATION RESULTS.....	4-1
4.1 SOIL CONDITIONS	4-1
4.2 SOIL ANALYTICAL RESULTS.....	4-1
4.3 RECONNAISSANCE GROUNDWATER RESULTS	4-1
5.0 CONCLUSIONS	5-1
6.0 BIBLIOGRAPHY	6-1
7.0 LIMITATIONS.....	7-1
7.1 GENERAL LIMITATIONS	7-1
7.2 LIMITATION ON RELIANCE BY THIRD PARTIES	7-1



FIGURES

Figure 1 *Site Vicinity Map*

Figure 2 *Site Plan*

TABLES

Table 1 *Laboratory Analytical Results for Soil Samples – TPH and PAHs*

Table 2 *Laboratory Analytical Results for Soil Samples – Volatile Organic Compounds*

Table 3 *Laboratory Analytical Results for Reconnaissance Groundwater Samples – TPH and PAHs*

Table 4 *Laboratory Analytical Results for Reconnaissance Groundwater Samples – Volatile Organic Compounds*

APPENDICES

Appendix A Boring Logs

Appendix B Laboratory Analytical Report



ACRONYMS AND ABBREVIATIONS

2017 Phase I Report	<i>Report of Phase I Environmental Site Assessment, Sears Logistic Warehouse #45415 (#45336), 7650 South 228th Street, Kent, Washington</i> dated January 12, 2017, prepared for the Site by BBJ Group, LLC
2018 Phase I Report	<i>Phase I Environmental Site Assessment, Sears Holding Management Corporation Store #8709 (45415), 7650 South 228th Street, Kent, Washington 98032</i> dated June 26, 2018, prepared by TRC Environmental Corporation
2018 Phase I ESA	<i>Phase I Environmental Site Assessment Report, 7650 South 228th Street, Kent, Washington</i> dated August 9, 2018, prepared by Farallon Consulting, L.L.C.
bgs	below ground surface
DRO	total petroleum hydrocarbons as diesel-range organics
EPA	U.S. Environmental Protection Agency
Farallon	Farallon Consulting, L.L.C.
µg/l	micrograms per liter
mg/kg	milligrams per kilogram
MTCA	Washington State Model Toxics Control Act Cleanup Regulation
ORO	total petroleum hydrocarbons as oil-range organics
PAHs	polycyclic aromatic hydrocarbons
Site	the property at 7650 South 228 th Street in Kent, Washington
VOCs	volatile organic compounds



1.0 INTRODUCTION

Farallon Consulting, L.L.C. (Farallon) has prepared this report to document the results of the limited subsurface investigation conducted on August 21, 2018 at the property at 7650 South 228th Street in Seattle, Washington (herein referred to as the Site). The limited subsurface investigation included installation of five direct-push borings for soil and reconnaissance groundwater sampling.

Farallon conducted limited subsurface investigation activities at the Site in accordance with the letter regarding Proposal for Limited Subsurface Investigation, 7650 South 228th Street, Kent, Washington dated August 17, 2018, from Messrs. Mark Havighorst and Craig Ware of Farallon to Ms. Ashley Piatek of CenterPoint Properties Trust (Farallon 2018a).

1.1 PURPOSE

The purpose of the work summarized herein was to investigate potential subsurface contamination associated with recognized environmental conditions identified in connection with the Site in the *Phase I Environmental Site Assessment Report, 7650 South 228th Street, Kent, Washington* dated August 9, 2018, prepared by Farallon (2018b) (2018 Phase I ESA). The 2018 Phase I ESA identified the potential migration of non-halogenated solvents, halogenated organics, and/or petroleum constituents to the Site from former operations on properties in the vicinity of the Site as a recognized environmental condition in connection with the Site.

1.2 ORGANIZATION

This report has been organized into the following sections:

- **Section 2, Background**, provides a description of the Site and its history, and a summary of previous environmental investigations.
- **Section 3, Limited Subsurface Investigation Field Activities**, provides a description of the limited subsurface investigation field activities conducted at the Site in August 2018.
- **Section 4, Limited Subsurface Investigation Results**, presents the analytical results of soil and reconnaissance groundwater sampling conducted at the Site in August 2018.
- **Section 5, Conclusions**, presents a summary of Farallon's conclusions regarding the limited subsurface investigation activities conducted at the Site in August 2018.
- **Section 6, Bibliography**, presents a list of documents cited in this report.
- **Section 7, Limitations**, presents standard Farallon limitations for this report.



2.0 BACKGROUND

This section provides a description of the Site and its history, and a summary of previous environmental investigations.

2.1 SITE DESCRIPTION

According to the 2018 Phase I ESA, the Site consists of King County Parcel No. 132204-9003, which totals 14.38 acres of land developed with a 284,544-square-foot distribution warehouse constructed slab-on-grade in 1981. A hydraulic elevator services the building. A portion of the Site building is used as a forklift maintenance area, which includes an aboveground hoist and a battery wash station. Remaining areas of the Site consist of a paved lot used for loading and unloading trucks and parking. Access to the Site is gained from South 228th Street, south-adjacent to the Site. The geographical location of the Site is depicted on Figure 1 and Site features are depicted on Figure 2. The Site building currently is occupied by Sears for the storage of commercial goods prior to distribution.

2.2 SITE HISTORICAL USE

According to the 2018 Phase I ESA, the Site appeared to be undeveloped in the 1937 aerial photograph and on the 1949 topographic map reviewed. By 1968, the Site appeared developed with a private residence and barn and used for agricultural purposes. According to historical assessor information reviewed, the private residence and barn were constructed in 1950 and demolished in the late 1960s. By 1977, the Site appeared undeveloped and no longer used for agricultural purposes. By 1981, the Site appeared developed with the current distribution warehouse building and paved lot.

2.3 PREVIOUS ENVIRONMENTAL INVESTIGATIONS

Farallon was provided the *Report of Phase I Environmental Site Assessment, Sears Logistic Warehouse #45415 (#45336), 7650 South 228th Street, Kent, Washington* dated January 12, 2017, prepared for the Site by BBJ Group, LLC (2017) (2017 Phase I Report). The Site layout and use described in the 2017 Phase I Report are similar to those of the present. The 2017 Phase I Report identified the rail spur on the northern portion of the Site as a recognized environmental condition. The 2017 Phase I Report stated that based on the experience of BBJ Group, LLC, herbicide use, deposition of metals associated with coal combustion, and/or possible spills typically are associated with railroad activity. Farallon did not observe evidence of potential releases of hazardous substances associated with the rail spur during completion of the 2018 Phase I ESA. According to the 2017 Phase I Report, the rail spur has been in operation since at least 1980.

Farallon was provided the *Phase I Environmental Site Assessment, Sears Holding Management Corporation Store #8709 (45415), 7650 South 228th Street, Kent, Washington 98032* dated June 26, 2018, prepared by TRC Environmental Corporation (2018) (2018 Phase I Report). The Site layout and use described in the 2018 Phase I Report are similar to those of the present. The 2018



Phase I Report did not identify any recognized environmental conditions in connection with the Site.

In 2018, Farallon performed due diligence of the Site for CenterPoint Properties Trust, which included preparation of the 2018 Phase I ESA. According to the 2018 Phase I ESA, the Environmental Risk Information Services (ERIS) database report prepared for the Site dated July 10, 2018 (ERIS 2018) (ERIS Report) identified several facilities adjacent or proximate to the Site in the regulatory databases. Several of these facilities have known or suspected releases of hazardous substances, including non-halogenated solvents, halogenated organics, and petroleum constituents, to soil and/or groundwater.

The 2018 Phase I ESA identified the potential migration of non-halogenated solvents, halogenated organics, and/or petroleum constituents to the Site from former operations on properties in the vicinity of the Site as a recognized environmental condition in connection with the Site.

The 2018 limited subsurface investigation was performed by Farallon to investigate the presence or absence of non-halogenated solvents, halogenated organics, and/or petroleum constituents at the Site from off-Site sources identified in the 2018 Phase I ESA.



3.0 LIMITED SUBSURFACE INVESTIGATION FIELD ACTIVITIES

This section describes the field activities conducted by Farallon during the limited subsurface investigation in 2018. The scope of work included the following activities:

- Preparing a Site-specific Health and Safety Plan prior to initiating field activities, in accordance with Chapter 296-62 of the Washington Administrative Code and Part 1910.120 of Title 29 of the Code of Federal Regulations;
- Locating and marking underground utilities at the proposed boring locations using a private utility location service, and contacting the One-Call Center for public utility location;
- Advancing borings FB-1 through FB-5 using a direct-push drill rig for collection of soil and reconnaissance groundwater samples;
- Submitting select soil samples collected from borings FB-1 through FB-5 for laboratory analysis based on field-screening results; and
- Submitting reconnaissance groundwater samples collected from borings FB-1 through FB-5 for laboratory analysis.

3.1 SOIL SAMPLING

Borings FB-1 through FB-5 were advanced on August 21, 2018. Prior to commencement of drilling, Applied Professional Services, Inc. of North Bend, Washington conducted a private utility location survey at the Site, and ESN Northwest of Olympia, Washington used a hand auger to clear each of the boring locations for buried utilities to depths ranging from 0.8 to 3.0 feet below ground surface (bgs). ESN Northwest performed the drilling activities using a direct-push drill rig.

Each boring was sampled continuously from depths ranging between 0.8 to 3.0 feet bgs to a total depth of 15.0 feet bgs. The soil from each boring was described in accordance with Unified Soil Classification System ASTM Standard D2488-06, *Standard Practice for Description and Identification of Soils*, and evidence of potential contamination such as unusual odor, discoloration, or sheen was noted. The soil samples were screened in the field using a photoionization detector for the presence of volatile organic vapors. The boring logs containing the soil descriptions, field observations, and photoionization detector readings are provided in Appendix A. Boring locations are shown on Figure 2.

One soil sample was collected from each boring and submitted for laboratory analysis for the following:

- Total petroleum hydrocarbons as diesel-range organics (DRO) by Northwest Method NWTPH-Dx;
- Total petroleum hydrocarbons as oil-range organics (ORO) by Northwest Method NWTPH-Dx;



- Volatile organic compounds (VOCs) by U.S. Environmental Protection Agency (EPA) Method 8260C; and
- Polycyclic aromatic hydrocarbons (PAHs) by EPA Method 8270D/SIM.

Soil samples collected from the borings were transferred directly into laboratory-prepared containers. Soil samples collected for analysis for VOCs were collected in accordance with EPA Method 5035A to reduce the potential loss of volatile compounds during sample collection. Care was taken to not handle the seals or the inside caps of the containers when samples were placed into the containers. Soil sample containers were clearly labeled using a unique sample number and placed immediately into a cooler on ice. The soil samples were submitted under standard chain-of-custody protocols to OnSite Environmental Inc. of Redmond, Washington for laboratory analysis.

3.2 RECONNAISSANCE GROUNDWATER SAMPLING

Groundwater was encountered at the Site at depths ranging between 6.5 feet bgs in boring FB-5 to 10.77 feet bgs in boring FB-1. Reconnaissance groundwater samples were collected from borings FB-1 through FB-5 once the maximum boring depth was reached. A temporary, dedicated, 5-foot-long 0.75-inch-diameter polyvinyl chloride well screen was set into the borings, and groundwater was pumped from the temporary well using a peristaltic pump and dedicated polyethylene tubing to facilitate collection of the reconnaissance groundwater samples. The reconnaissance groundwater samples were collected directly from the tubing outlet into laboratory-prepared containers. Care was taken not to handle the seals or the inside caps of the containers when samples were placed into the containers. Reconnaissance groundwater sample containers were clearly labeled using a unique sample number and placed immediately into a cooler on ice. Reconnaissance groundwater samples were submitted under standard chain-of-custody protocols to OnSite Environmental Inc. for laboratory analysis for the following:

- DRO by Northwest Method NWTPH-Dx;
- ORO by Northwest Method NWTPH-Dx;
- VOCs by EPA Method 8260C; and
- PAHs by EPA Method 8270D/SIM.

3.3 BORING ABANDONMENT

Borings FB-1 through FB-5 were abandoned using bentonite followed by a dyed concrete to match the existing surface.

3.4 HANDLING AND DISPOSAL OF INVESTIGATION-DERIVED WASTE

Investigation-derived waste generated during the limited subsurface investigation activities was stored in steel drums in a secure area of the Site pending development of the waste profile to characterize the waste for disposal.



4.0 LIMITED SUBSURFACE INVESTIGATION RESULTS

The results from the limited subsurface investigation field activities and laboratory analyses are presented below. The laboratory analytical report for the soil and reconnaissance groundwater analyses is provided in Appendix B.

4.1 SOIL CONDITIONS

Detailed boring logs for borings FB-1 through FB-5 are provided in Appendix A. Borings FB-1 through FB-5 were advanced to a total depth of 15.0 feet bgs. Soil encountered during advancement of the borings generally consisted of well-graded gravel, well-graded sand with gravel, or poorly graded sand with silt and gravel to a depth of between 2.0 to 3.0 feet bgs followed by sand with varying percentages of silt or silt with varying percentages of sand to the total depth of 15.0 feet bgs. No odors or elevated photoionization detector readings were observed in borings FB-1 through FB-5.

4.2 SOIL ANALYTICAL RESULTS

The analytical results for soil samples collected during the limited subsurface investigation are presented in Tables 1 through 4.

DRO was not detected at concentrations exceeding the laboratory reporting limit in any of the soil samples collected (Table 1). ORO was detected at a concentration of 340 milligrams per kilogram (mg/kg) in the soil sample collected from boring FB-2, which does not exceed the Washington State Model Toxics Control Act Cleanup Regulation (MTCA) Method A cleanup level of 2,000 mg/kg (Table 1). PAHs were not detected at concentrations exceeding the laboratory reporting limits in any of the soil samples collected (Table 1).

VOCs were not detected at concentrations exceeding MTCA cleanup levels in any of the soil samples collected (Table 2). Acetone was detected at concentrations ranging between 0.035 and 0.34 mg/kg in soil samples collected from borings FB-1 through FB-5, which do not exceed the MTCA cleanup level of 72,000 mg/kg. 2-Butanone was detected at concentrations ranging between 0.011 to 0.092 mg/kg in soil samples collected from borings FB-2 through FB-5. There currently is no MTCA cleanup level established for 2-butanone.

4.3 RECONNAISSANCE GROUNDWATER RESULTS

DRO was detected at a concentration of 330 micrograms per liter ($\mu\text{g/l}$) in the reconnaissance groundwater sample collected from boring FB-4, which does not exceed the MTCA Method A cleanup level of 500 $\mu\text{g/l}$ (Table 3). ORO was not detected at concentrations exceeding the laboratory reporting limit in any of the reconnaissance groundwater samples collected (Table 3). PAHs were not detected at concentrations exceeding MTCA cleanup levels in any of the reconnaissance groundwater samples collected (Table 3). Phenanthrene was detected at a concentration of 0.16 $\mu\text{g/l}$ in the reconnaissance groundwater sample collected from boring FB-2.



There currently is no MTCA cleanup level established for phenanthrene. VOCs were not detected at concentrations exceeding MTCA cleanup levels in any of the reconnaissance groundwater samples collected (Table 4). Carbon disulfide was detected at a concentration of 0.23 $\mu\text{g/l}$ in the reconnaissance groundwater sample collected from boring FB-2, which does not exceed the MTCA Method B cleanup level of 800 $\mu\text{g/l}$.



5.0 CONCLUSIONS

The analytical results of the limited subsurface investigation conducted by Farallon at the Site on August 21, 2018 did not indicate the presence of DRO, ORO, PAHs, or VOCs at concentrations exceeding MTCA cleanup levels.

The analytical results of the limited subsurface investigations indicate that significant releases of DRO, ORO, PAHs, or VOCs have not occurred at the Site; and DRO, ORO, PAHs, or VOCs have not migrated to the Site from properties of concern in the vicinity of the Site identified in the 2018 Phase I ESA.



6.0 BIBLIOGRAPHY

- BBJ Group, LLC. 2017. *Report of Phase I Environmental Site Assessment, Sears Logistics Warehouse #45415 (#45336), 7650 South 228th Street, Kent, Washington*. Prepared for Sears Holdings Management Corporation. January 12.
- Environmental Risk Information Services (ERIS). 2018. *Database Report, 7650 South 228th, 7650 South 228th Street, Kent, WA 98032*. July 10.
- Farallon Consulting, L.L.C. (Farallon). 2018a. Letter Regarding Proposal for Limited Subsurface Investigation, 7650 South 228th Street, Kent, Washington. From Mark Havighorst and Craig Ware. To Ashley Piatek, CenterPoint Properties Trust. August 17.
- . 2018b. *Phase I Environmental Site Assessment Report, 7650 South 228th Street, Kent, Washington*. Prepared for CenterPoint Properties Trust. August 9.
- TRC Environmental Corporation. 2018. *Phase I Environmental Site Assessment, Sears Holdings Management Corporation, Store #8709 (45415), 7650 South 228th Street, Kent, Washington 98032*. Prepared for Sears Holding Management Corporation. June 26.
- Washington State Department of Ecology. Toxics Cleanup Program – Cleanup Site Search Database Search. No Date. <<https://fortress.wa.gov/ecy/gsp/SiteSearchPage.aspx>>. (July 6, 2018.)



7.0 LIMITATIONS

7.1 GENERAL LIMITATIONS

The conclusions contained in this report/assessment are based on professional opinions with regard to the subject matter. These opinions have been arrived at in accordance with currently accepted hydrogeologic and engineering standards and practices applicable to this location. The conclusions contained herein are subject to the following inherent limitations:

- **Accuracy of Information.** Farallon obtained, reviewed, and evaluated certain information used in this report/assessment from sources that were believed to be reliable. Farallon's conclusions, opinions, and recommendations are based in part on such information. Farallon's services did not include verification of its accuracy or authenticity. Should the information upon which Farallon relied prove to be inaccurate or unreliable, Farallon reserves the right to amend or revise its conclusions, opinions, and/or recommendations.
- **Reconnaissance and/or Characterization.** Farallon performed a reconnaissance and/or characterization of the Site that is the subject of this report/assessment to document current conditions. Farallon focused on areas deemed more likely to exhibit hazardous materials conditions. Contamination may exist in other areas of the Site that were not investigated or were inaccessible. Site activities beyond Farallon's control could change at any time after the completion of this report/assessment.

For the foregoing reasons, Farallon cannot and does not warrant or guarantee that the Site is free of hazardous or potentially hazardous substances or conditions, or that latent or undiscovered conditions will not become evident in the future. Farallon's observations, findings, and opinions can be considered valid only as of the date of the report.

This report/assessment has been prepared in accordance with the contract for services between Farallon and CenterPoint Properties Trust, and currently accepted industry standards. No other warranties, representations, or certifications are made.

7.2 LIMITATION ON RELIANCE BY THIRD PARTIES

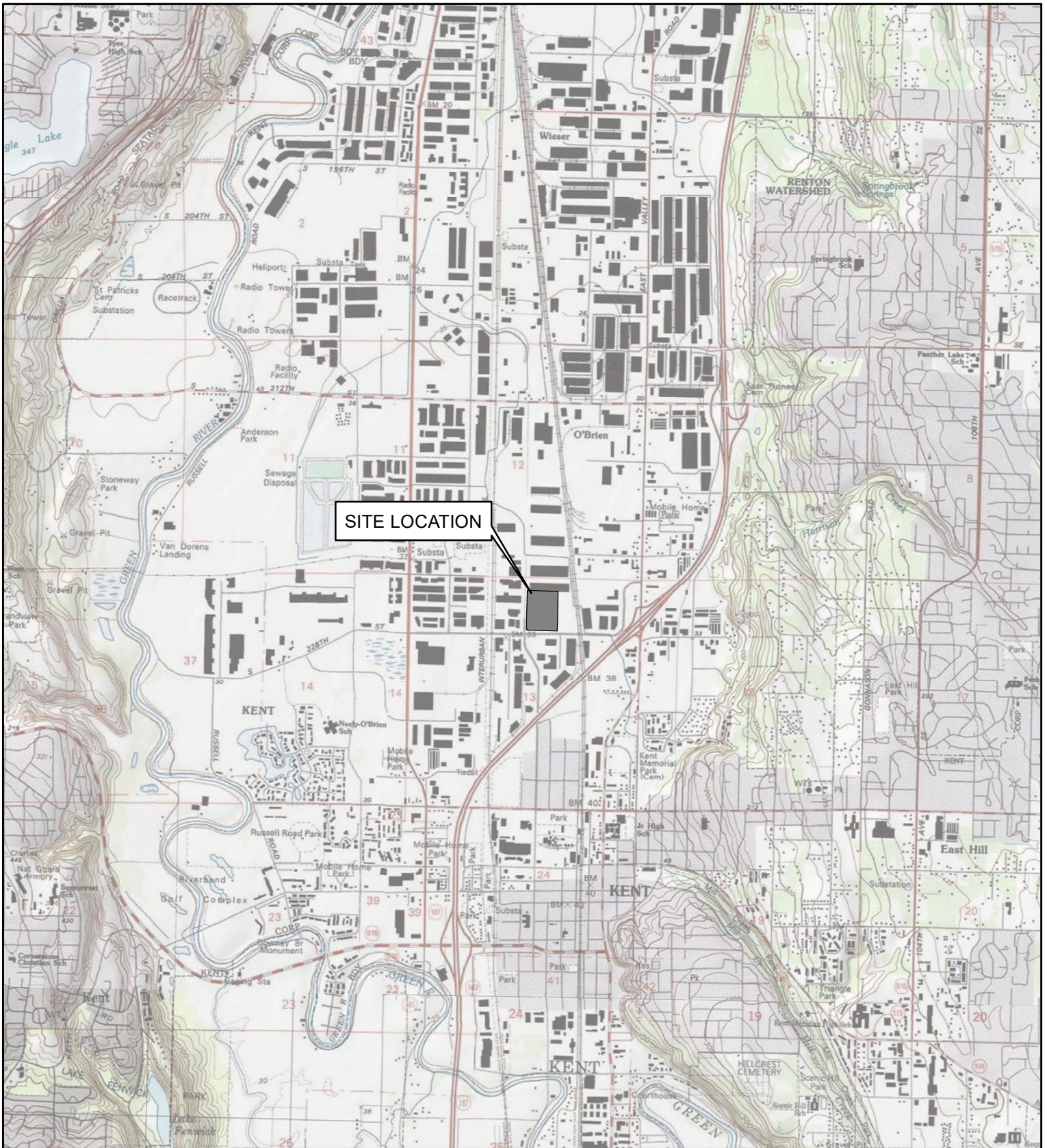
Reliance by third parties is prohibited. This report/assessment has been prepared for the exclusive use of CenterPoint Properties Trust to address the unique needs of CenterPoint Properties Trust at the Site at a specific point in time.

This is not a general grant of reliance. No one other than CenterPoint Properties Trust may rely on this report unless Farallon agrees in advance to such reliance in writing. Any unauthorized use, interpretation, or reliance on this report/assessment is at the sole risk of that party and Farallon will have no liability for such unauthorized use, interpretation, or reliance.

FIGURES

LIMITED SUBSURFACE INVESTIGATION REPORT
7650 South 228th Street
Kent, Washington

Farallon PN: 1353-014



REFERENCE: 7.5 MINUTE USGS QUADRANGLE RENTON, WASHINGTON, DATED 2013



Quality Service for Environmental Solutions | farallonconsulting.com

Washington
Issaquah | Bellingham | Seattle

Oregon
Portland | Bend | Baker City

California
Oakland | Folsom | Irvine

FIGURE 1
SITE VICINITY MAP
7650 SOUTH 228TH STREET
KENT, WASHINGTON

FARALLON PN: 1353-014

Drawn By: sgaynier

Checked By: LN



Date: 8/8/2018

Disc Reference:

Path: Q:\Projects\1353.CenterPoint\014.7650 S.228th STREET\Mapfiles\Figure1_SiteVicinity.mxd



LEGEND

-  BORING LOCATION
-  SITE BOUNDARY



NOTES:

1. ALL LOCATIONS ARE APPROXIMATE.
2. FIGURES WERE PRODUCED IN COLOR. GRAYSCALE COPIES MAY NOT REPRODUCE ALL ORIGINAL INFORMATION.



FARALLON
CONSULTING

Washington
Issaquah | Bellingham | Seattle

Oregon
Portland | Bend | Baker City

California
Oakland | Folsom | Irvine

Quality Service for Environmental Solutions | farallonconsulting.com

FIGURE 2
SITE PLAN
7650 SOUTH 228th STREET
KENT, WASHINGTON

FARALLON PN: 1353-014

Drawn By: ijones

Checked By: MH

Date: 8/29/2018

Disc Reference:

Path: Q:\Projects\1353 CenterPoint\014 7650 S 228th STREET\Mapfiles\Figure2_SitePlan.mxd

TABLES

LIMITED SUBSURFACE INVESTIGATION REPORT
7650 South 228th Street
Kent, Washington

Farallon PN: 1353-014

Table 1
Laboratory Analytical Results for Soil Samples - TPH and PAHs
7650 South 228th Street
Kent, Washington
Farallon PN: 1353-014

Sample Identification	Sample Location	Sample Date	Sample Depth (feet) ¹	Analytical Results (milligrams per kilogram)		
				DRO ²	ORO ²	Phenanthrene ³
FB-01-6.0	FB-01	8/21/2018	6.0	<30	<61	<0.0081
FB-02-6.0	FB-02	8/21/2018	6.0	<33	340	<0.0089
FB-03-7.0	FB-03	8/21/2018	7.0	<33	<66	<0.0087
FB-04-6.0	FB-04	8/21/2018	6.0	<33	<66	<0.0088
FB-05-6.5	FB-05	8/21/2018	6.5	<40	<80	<0.011
MTCA Method A Cleanup Levels for Soil⁴				2,000	2,000	—

NOTES:

< denotes analyte not detected at or exceeding the reporting limit listed.

¹Depth in feet below ground surface.

²Analyzed by Northwest Method NWTTPH-Dx.

³Analyzed by U.S. Environmental Protection Agency Method 8270D/SIM.

⁴Washington State Model Toxics Control Act Cleanup Regulation (MTCA) Method A Soil Cleanup Levels for Unrestricted Land Uses, Table 740-1 of Section 900 of Chapter 173-340 of the Washington Administrative Code, as amended 2013.

-- = not established

DRO = TPH as diesel-range organics

ORO = TPH as oil-range organics

PAHs = polycyclic aromatic hydrocarbons

TPH = total petroleum hydrocarbons

Table 2
Laboratory Analytical Results for Soil Samples - Volatile Organic Compounds
7650 South 228th Street
Kent, Washington
Farallon PN: 1353-014

Sample Identification	Sample Location	Sample Date	Sample Depth (feet) ¹	Analytical Results (milligrams per kilogram) ²	
				Acetone	2-Butanone
FB-01-6.0	FB-01	8/21/2018	6.0	0.035	<0.0073
FB-02-6.0	FB-02	8/21/2018	6.0	0.053	0.011
FB-03-7.0	FB-03	8/21/2018	7.0	0.23	0.052
FB-04-6.0	FB-04	8/21/2018	6.0	0.076	0.015
FB-05-6.5	FB-05	8/21/2018	6.5	0.34	0.092
MTCA Method B Cleanup Levels for Soil³				72,000	—

NOTES:

< denotes analyte not detected at or exceeding the reporting limit listed.

— = not established

¹Depth in feet below ground surface.

²Analyzed by U.S. Environmental Protection Agency Method 8260C.

³Washington State Model Toxics Control Act Cleanup Regulation (MTCA) Cleanup Levels and Risk Calculations, Standard Method B Values for Soil, <https://fortress.wa.gov/ecy/clarc/Reporting/ChemicalQuery.aspx>

Table 3
Laboratory Analytical Results for Reconnaissance Groundwater Samples - TPH and PAHs
7650 South 228th Street
Kent, Washington
Farallon PN: 1353-014

Sample Identification	Sample Location	Sample Date	Analytical Results (micrograms per liter)		
			DRO ¹	ORO ¹	Phenanthrene ²
FB-01-GW-082118	FB-01	8/21/2018	<260	<410	<0.11
FB-02-GW-082118	FB-02	8/21/2018	<250	<410	0.16
FB-03-GW-082118	FB-03	8/21/2018	<260	<410	<0.11
FB-04-GW-082118	FB-04	8/21/2018	330	<410	<0.11
FB-05-GW-082118	FB-05	8/21/2018	<250	<410	<0.11
MTCA Method A Cleanup Levels for Groundwater³			500	500	—

NOTES:

< denotes analyte not detected at or exceeding the reporting limit listed.

¹Analyzed by Northwest Method NWTPH-Dx.

²Analyzed by U.S. Environmental Protection Agency Method 8270D/SIM.

³Washington State Model Toxics Control Act Cleanup Regulation (MTCA) Method A Cleanup Levels for Groundwater, Table 720-1 of Section 900 of Chapter 173-340 of the Washington Administrative Code, as revised 2013.

— = not established

DRO = TPH as diesel-range organics

ORO = TPH as oil-range organics

PAHs = polycyclic aromatic hydrocarbons

TPH = total petroleum hydrocarbons

Table 4
Laboratory Analytical Results for Reconnaissance Groundwater Samples - Volatile Organic Compounds
7650 South 228th Street
Kent, Washington
Farallon PN: 1353-014

Sample Identification	Sample Location	Sample Date	Analytical Results (micrograms per liter) ¹
			Carbon Disulfide
FB-01-GW-082118	FB-01	8/21/2018	<0.20
FB-02-GW-082118	FB-02	8/21/2018	0.23
FB-03-GW-082118	FB-03	8/21/2018	<0.20
FB-04-GW-082118	FB-04	8/21/2018	<0.20
FB-05-GW-082118	FB-05	8/21/2018	<0.20
MTCA Method B Cleanup Level for Groundwater²			800

NOTES:

< denotes analyte not detected at or exceeding the reporting limit listed.

¹Analyzed by U.S. Environmental Protection Agency Method 8260C.

²Washington State Model Toxics Control Act Cleanup Regulation (MTCA) Cleanup Levels and Risk Calculations, Standard Method B Values for Groundwater, <https://fortress.wa.gov/ecy/clarc/Reporting/ChemicalQuery.aspx>
























**APPENDIX A
BORING LOGS**

LIMITED SUBSURFACE INVESTIGATION REPORT
7650 South 228th Street
Kent, Washington

Farallon PN: 1353-014

USCS Classification and Graphic Legend


Major Divisions	USCS Graphic Symbol	USCS Letter Symbol	Lithologic Description
-----------------	---------------------	--------------------	------------------------

Coarse-Grained Soil (More than 50% of material is larger than No. 200 sieve size)	GRAVEL AND GRAVELLY SOIL (More than 50% of coarse fraction retained on No. 4 sieve)	CLEAN GRAVEL (Little or no fines)		GW	Well graded GRAVEL, well graded GRAVEL with sand
		GRAVEL WITH FINES (Appreciable amount of fines)		GP	Poorly graded GRAVEL, GRAVEL with sand
				GP-GM	Poorly graded GRAVEL - GRAVEL with sand and silt
				GM	Silty GRAVEL
	SAND AND SANDY SOIL (More than 50% of coarse fraction passed through No. 4 sieve)	CLEAN SAND (Little or no fines)		SW	Well graded SAND
				SP	Poorly graded SAND
		SAND WITH FINES (Appreciable amount of fines)		SP-SM	Poorly graded SAND - silty SAND
				SM	Silty SAND
				SC	Clayey SAND
				SM-ML	SILT - Silty SAND
Fine-Grained Soil (More than 50% of material is smaller than No. 200 sieve size)	SILT AND CLAY (Liquid limit less than 50)		ML	SILT	
			CL	CLAY	
			OL	Organic SILT	
	SILT AND CLAY (Liquid limit greater than 50)		MH	Inorganic SILT	
			CH	Inorganic CLAY	
			OH	Organic CLAY	
		Highly Organic Soil		PT	Peat
OTHER MATERIALS	PAVEMENT		AC	Asphalt concrete	
			CO	Concrete	
	OTHER		RK	Bedrock	
			WD	Wood Debris	
			DB	Debris (Miscellaneous)	
			PC	Portland cement	

Legend



Sample Interval
 Grab Sample Interval
 Water level at time of drilling
 Water level at time of sampling
 Blank Casing
 Screened Casing



Solid line indicates sharp contact between units well defined.

Dashed line indicates gradational contact between units.

feet bgs = feet below ground surface

NE = Not Encountered

NA = Not Applicable

PID = Photoionization Detector

PN = Project Number

*ppm = parts per million total organic vapors in isobutylene equivalents using a 10.6 electron volt lamp
 USCS = Unified Soil Classification System



Log of Boring: FB-01

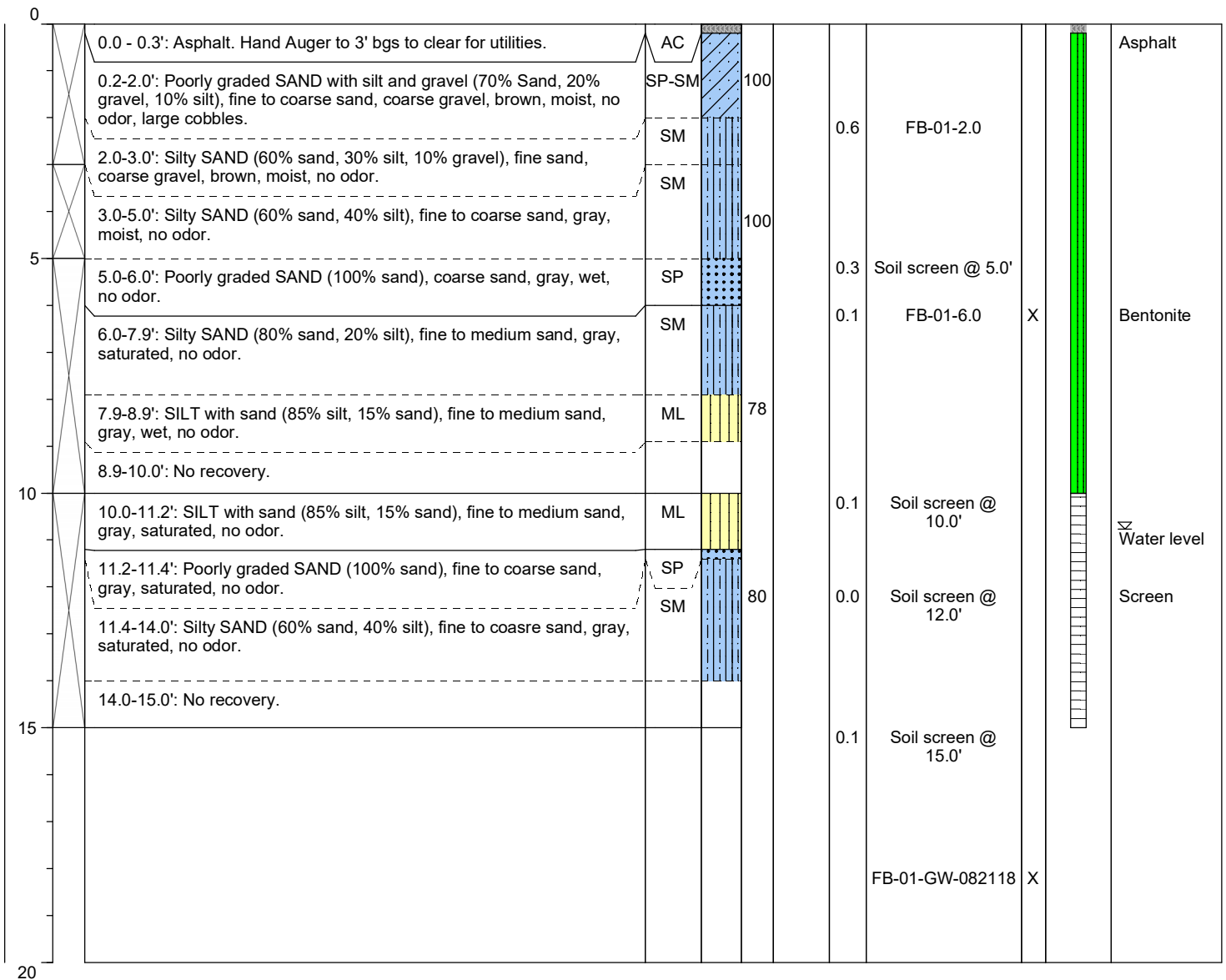
Client: Center Point Properties Trust
Project: 7650 South 228th Street
Location: Kent, WA

Date/Time Started: 08/21/18 @ 0945 **Sampler Type:** 5' Macro core
Date/Time Completed: 08/21/18 @ 1215 **Drive Hammer (lbs.):** Auto
Equipment: PowerProbe 9500 D **Depth of Water ATD (ft bgs):** 10.77
Drilling Company: ESN **Total Boring Depth (ft bgs):** 15.0
Drilling Foreman: Casey **Total Well Depth (ft bgs):** 15.0
Drilling Method: Direct push

Farallon PN: 1353-014











Logged By: A. Bailey

Depth (feet bgs.)	Sample Interval	Lithologic Description	USCS	USCS Graphic	% Recovery	Blow Counts 8/8/8	PID (ppm)	Sample ID	Sample Analyzed	Boring/Well Construction Details
-------------------	-----------------	------------------------	------	--------------	------------	-------------------	-----------	-----------	-----------------	----------------------------------













Well Construction Information			
Monument Type: NA	Filter Pack: NA	Ground Surface Elevation (ft): NA	
Casing Diameter (inches): 3/4"	Surface Seal: Concrete	Top of Casing Elevation (ft): NA	
Screen Slot Size (inches): 0.010	Annular Seal: NA	Surveyed Location: X: NA	
Screened Interval (ft bgs): Temp. 10-15'	Boring Abandonment: Bentonite	Y: NA	

Client: Center Point Properties Trust Project: 7650 South 228th Street Location: Kent, WA	Date/Time Started: 08/21/18 @ 1231 Date/Time Completed: 08/21/18 @ 1355 Equipment: PowerProbe 9500 D Drilling Company: ESN Drilling Foreman: Casey Drilling Method: Direct push	Sampler Type: 5' Macro core Drive Hammer (lbs.): Auto Depth of Water ATD (ft bgs): 9.52' Total Boring Depth (ft bgs): 15.0 Total Well Depth (ft bgs): 15.0
	Farallon PN: 1353-014 Logged By: A. Bailey	

Depth (feet bgs.)	Sample Interval	Lithologic Description	USCS	USCS Graphic	% Recovery	Blow Counts 8/8/8	PID (ppm)	Sample ID	Sample Analyzed	Boring/Well Construction Details
0.0 - 0.9'		Asphalt. Hand Auger to 2' bgs to clear for utilities.	AC							Asphalt
0.2-2.0'		Well-graded SAND with gravel (80% sand, 20% gravel), fine to coarse sand, coarse gravel, brown, dry, no odor, large cobbles.	SW-SM		100					
2.0-4.0'		SILT with sand (80% silt, 20% sand), fine sand, light gray, moist, no odor.	ML				0.1	FB-02-2.0		
4.0-5.0'		Silty SAND (80% sand, 20% silt), fine to medium sand, gray, moist, no odor.	SM		100					
5.0-7.0'		Silty SAND (80% sand, 20% silt), fine to medium sand, gray, saturated at 7.0'bgs, no odor.	SM				0.5	Soil screen @ 5.0'		
7.0-9.0'		SILT with sand (85% silt, 15% sand), fine to medium sand, gray, saturated, no odor.	ML				0.3	FB-02-6.0	X	Bentonite
9.0-10.0'		Silty SAND (80% sand, 20% silt), fine to medium sand, gray, saturated, no odor.	SM				0.2	Soil screen @ 8.0'		
10.0-15.0'		Silty SAND (80% sand, 20% silt), fine to coarse sand, gray, saturated, no odor.	SM				0.3	Soil screen @ 10.0'		Water level
							0.1	Soil screen @ 12.0'		Screen
							0.1	Soil screen @ 15.0'		
								FB-02-GW-082118	X	

Monument Type: NA Casing Diameter (inches): 3/4" Screen Slot Size (inches): 0.010 Screened Interval (ft bgs): Temp. 10-15'	Well Construction Information Filter Pack: NA Surface Seal: Concrete Annular Seal: NA Boring Abandonment: Bentonite	Ground Surface Elevation (ft): NA Top of Casing Elevation (ft): NA Surveyed Location: X: NA Y: NA
---	--	---

Client: Center Point Properties Trust Project: 7650 South 228th Street Location: Kent, WA	Date/Time Started: 08/21/18 @ 1410	Sampler Type: 5' Macro core
	Date/Time Completed: 08/21/18 @ 1555	Drive Hammer (lbs.): Auto
Farallon PN: 1353-014	Equipment: PowerProbe 9500 D	Depth of Water ATD (ft bgs): 9.17'
	Drilling Company: ESN	Total Boring Depth (ft bgs): 15.0
Logged By: A. Bailey	Drilling Foreman: Casey	Total Well Depth (ft bgs): 15.0
	Drilling Method: Direct push	

Depth (feet bgs.)	Sample Interval	Lithologic Description	USCS	USCS Graphic	% Recovery	Blow Counts 8/8/8	PID (ppm)	Sample ID	Sample Analyzed	Boring/Well Construction Details
0.0 - 0.2'		Asphalt. Hand Auger to 1.2' bgs to clear for utilities.	AC							Asphalt
0.2-1.2'		Well-graded GRAVEL with sand (60% gravel, 40% sand), fine to coarse sand and gravel, brown, moist, no odor, asphalt and concrete observed.	GW		50					
1.2-2.0'		No recovery.	GW					0.1	Soil screen @ 2.0'	
2.0-2.9'		Well-graded GRAVEL with sand (60% gravel, 40% sand), fine to coarse sand and gravel, brown, moist, no odor.			30					
2.9-5.0'		No recovery.								
5.0-7.0'		Sandy SILT (70% silt, 30% sand), fine to medium sand, brown, moist, no odor.	ML					0.4	Soil screen @ 6.0'	
7.0-8.0'		Silty SAND (80% sand, 20% silt), fine to coarse sand, gray, saturated at 8.0'bgs, no odor.	SM					0.2	FB-03-7.0	X
8.0-8.9'		Poorly graded SAND (100% Sand), coarse sand, gray, saturated, no odor.	SP		100					
8.9-10.0'		Silty SAND (80% sand, 20% silt), fine to medium sand, gray, saturated, no odor.	SM					0.1	Soil screen @ 10.0'	
10.0-12.1'		Silty SAND (80% sand, 20% silt), fine to medium sand, gray, saturated, no odor.	SM							
12.1-13.1'		SILT (90% silt, 10% sand), fine sand, gray, saturated, no odor.	ML		100			0.2	Soil screen @ 12.0'	
13.1-15.0'		Silty SAND (80% sand, 20% silt), fine to medium sand, gray, saturated, no odor.	SM							
								0.0	Soil screen @ 15.0'	
										FB-03-GW-082118 X








Well Construction Information			Ground Surface Elevation (ft): NA
Monument Type: NA	Filter Pack: NA	Surface Seal: Concrete	Top of Casing Elevation (ft): NA
Casing Diameter (inches): 3/4"	Annular Seal: NA	Boring Abandonment: Bentonite	Surveyed Location: X: NA Y: NA
Screen Slot Size (inches): 0.010			
Screened Interval (ft bgs): Temp. 10-15'			

Client: Center Point Properties Trust
Project: 7650 South 228th Street
Location: Kent, WA

Date/Time Started: 08/21/18 @ 1610 **Sampler Type:** 5' Macro core
Date/Time Completed: 08/21/18 @ 1710 **Drive Hammer (lbs.):** Auto
Equipment: PowerProbe 9500 D **Depth of Water ATD (ft bgs):** 9.6
Drilling Company: ESN **Total Boring Depth (ft bgs):** 15.0
Drilling Foreman: Casey **Total Well Depth (ft bgs):** 15.0
Drilling Method: Direct push



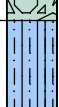
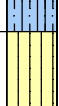
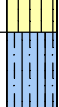
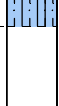
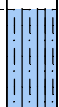
Farallon PN: 1353-014

Logged By: A. Bailey

Depth (feet bgs.)	Sample Interval	Lithologic Description	USCS	USCS Graphic	% Recovery	Blow Counts 8/8/8	PID (ppm)	Sample ID	Sample Analyzed	Boring/Well Construction Details
0.0 - 0.3'		Asphalt. Hand Auger to 1.0' bgs to clear for utilities.	AC							Asphalt
0.3-2.0'		Well-graded GRAVEL with sand (70% gravel, 30% sand), fine to coarse sand and gravel, brown, moist, no odor, asphalt and concrete observed.	GW		100					
2.0-3.0'		Silty SAND (75% sand, 25% silt), fine to medium sand, brown, moist, no odor.	SM				0.2	FB-04-2.0		
3.0-5.0'		Silty SAND (80% sand, 20% silt), fine to medium sand, gray, moist, no odor.	SM		100					
5.0-8.9'		Silty SAND (80% sand, 20% silt), fine to coarse sand, gray, saturated at 7.0'bgs, no odor.	SM				0.0	Soil screen @ 5.0'		
							0.1	FB-04-6.0	X	Bentonite
8.9-10.0'		No recovery.					0.0	Soil screen @ 8.9'		
10.0-11.5'		Silty SAND (80% sand, 20% silt), fine to coarse sand, gray, saturated at 7.0'bgs, no odor.	SM							Water level
11.5-15.0'		SILT (90% silt, 10% sand), fine sand, gray, saturated, no odor.	ML		100		0.1	Soil screen @ 12.0'		Screen
							0.1	Soil screen @ 15.0'		
								FB-04-GW-082118	X	

Well Construction Information			Ground Surface Elevation (ft):	NA
Monument Type: NA	Filter Pack: NA	Surface Seal: Concrete	Top of Casing Elevation (ft): NA	
Casing Diameter (inches): 3/4"	Annular Seal: NA	Boring Abandonment: Bentonite	Surveyed Location: X: NA	
Screen Slot Size (inches): 0.010			Y: NA	
Screened Interval (ft bgs): Temp. 10-15'				

Client: Center Point Properties Trust Project: 7650 South 228th Street Location: Kent, WA	Date/Time Started: 08/21/18 @ 1710 Date/Time Completed: 08/21/18 @ 1830 Equipment: PowerProbe 9500 D Drilling Company: ESN Drilling Foreman: Casey Drilling Method: Direct push	Sampler Type: 5' Macro core Drive Hammer (lbs.): Auto Depth of Water ATD (ft bgs): 6.5' Total Boring Depth (ft bgs): 15.0 Total Well Depth (ft bgs): 15.0
	Farallon PN: 1353-014 Logged By: A. Bailey	

Depth (feet bgs.)	Sample Interval	Lithologic Description	USCS	USCS Graphic	% Recovery	Blow Counts 8/8/8	PID (ppm)	Sample ID	Sample Analyzed	Boring/Well Construction Details
0	0.0-0.2'	Asphalt. Hand Auger to 0.8' bgs to clear for utilities.	AC							Asphalt
	0.2-2.0'	Well-graded GRAVEL with sand (60% gravel, 40% sand) fine to coarse sand and gravel, brown, dry, no odor, large cobbles found throughout, hand cleared to 0.8 feet before pushing to 2.0'bgs.	GW		100		0.1	FB-05-2.0		
	2.0-3.0'	Well-graded GRAVEL with sand (60% gravel, 40% sand) fine to coarse sand and gravel, brown, dry, no odor	GW							
	3.0-5.0'	Silty SAND (80% sand, 20% silt), fine to coarse sand, gray, wet, no odor.	SM		100					
5	5.0-6.8'	SILT (95% silt, 5% sand), fine sand, gray, saturated at 6.8'bgs, no odor.	ML				0.0	Soil screen @ 5.0'		
	6.8-8.5'	Silty SAND (80% sand, 20% silt), fine to coarse sand, gray, saturated, no odor.	SM		70		0.3	FB-05-6.5	X	Bentonite Water level
	8.5-10.0'	No recovery.					0.3	Soil screen @ 8.5'		
10	10.0-15.0'	Silty SAND (80% sand, 20% silt), fine to coarse sand, gray, saturated, no odor.	SM		100		0.2	Soil screen @ 12.0'		Screen
15							0.1	Soil screen @ 15.0'		
20								FB-05-GW-082118	X	

Well Construction Information			Ground Surface Elevation (ft): NA
Monument Type: NA	Filter Pack: NA	Surface Seal: Concrete	Top of Casing Elevation (ft): NA
Casing Diameter (inches): 3/4"	Annular Seal: NA	Boring Abandonment: Bentonite	Surveyed Location: X: NA Y: NA
Screen Slot Size (inches): 0.010			
Screened Interval (ft bgs): Temp. 10-15'			

APPENDIX B
LABORATORY ANALYTICAL REPORT

LIMITED SUBSURFACE INVESTIGATION REPORT
7650 South 228th Street
Kent, Washington

Farallon PN: 1353-014



14648 NE 95th Street, Redmond, WA 98052 • (425) 883-3881

August 24, 2018

Lyndsey Needham
Farallon Consulting, LLC
1201 Cornwall Avenue, Suite 105
Bellingham, WA 98225

Re: Analytical Data for Project 1353-014
Laboratory Reference No. 1808-228

Dear Lyndsey:

Enclosed are the analytical results and associated quality control data for samples submitted on August 22, 2018.

The standard policy of OnSite Environmental, Inc. is to store your samples for 30 days from the date of receipt. If you require longer storage, please contact the laboratory.

We appreciate the opportunity to be of service to you on this project. If you have any questions concerning the data, or need additional information, please feel free to call me.

Sincerely,

A handwritten signature in black ink, appearing to read "D. Baumeister", with a long horizontal stroke extending to the right.

David Baumeister
Project Manager

Enclosures



OnSite Environmental, Inc. 14648 NE 95th Street, Redmond, WA 98052 (425) 883-3881

This report pertains to the samples analyzed in accordance with the chain of custody,
and is intended only for the use of the individual or company to whom it is addressed.

Date of Report: August 24, 2018
Samples Submitted: August 22, 2018
Laboratory Reference: 1808-228
Project: 1353-014

Case Narrative

Samples were collected on August 21, 2018 and received by the laboratory on August 22, 2018. They were maintained at the laboratory at a temperature of 2°C to 6°C.

Please note that any and all soil sample results are reported on a dry-weight basis, unless otherwise noted below.

General QA/QC issues associated with the analytical data enclosed in this laboratory report will be indicated with a reference to a comment or explanation on the Data Qualifier page. More complex and involved QA/QC issues will be discussed in detail below.



Date of Report: August 24, 2018
 Samples Submitted: August 22, 2018
 Laboratory Reference: 1808-228
 Project: 1353-014

**DIESEL AND HEAVY OIL RANGE ORGANICS
 NWTPH-Dx**

Matrix: Water
 Units: mg/L (ppm)

Analyte	Result	PQL	Method	Date Prepared	Date Analyzed	Flags
Client ID:	FB-01-GW-082118					
Laboratory ID:	08-228-03					
Diesel Range Organics	ND	0.26	NWTPH-Dx	8-22-18	8-22-18	
Lube Oil Range Organics	ND	0.41	NWTPH-Dx	8-22-18	8-22-18	
<i>Surrogate:</i>	<i>Percent Recovery</i>	<i>Control Limits</i>				
<i>o-Terphenyl</i>	89	50-150				

Client ID:	FB-02-GW-082118					
Laboratory ID:	08-228-06					
Diesel Range Organics	ND	0.25	NWTPH-Dx	8-22-18	8-22-18	
Lube Oil Range Organics	ND	0.41	NWTPH-Dx	8-22-18	8-22-18	
<i>Surrogate:</i>	<i>Percent Recovery</i>	<i>Control Limits</i>				
<i>o-Terphenyl</i>	82	50-150				

Client ID:	FB-03-GW-082118					
Laboratory ID:	08-228-08					
Diesel Range Organics	ND	0.26	NWTPH-Dx	8-22-18	8-22-18	
Lube Oil Range Organics	ND	0.41	NWTPH-Dx	8-22-18	8-22-18	
<i>Surrogate:</i>	<i>Percent Recovery</i>	<i>Control Limits</i>				
<i>o-Terphenyl</i>	94	50-150				

Client ID:	FB-04-GW-082118					
Laboratory ID:	08-228-11					
Diesel Range Organics	0.33	0.26	NWTPH-Dx	8-22-18	8-27-18	
Lube Oil Range Organics	ND	0.41	NWTPH-Dx	8-22-18	8-27-18	
<i>Surrogate:</i>	<i>Percent Recovery</i>	<i>Control Limits</i>				
<i>o-Terphenyl</i>	92	50-150				

Client ID:	FB-05-GW-082118					
Laboratory ID:	08-228-14					
Diesel Range Organics	ND	0.25	NWTPH-Dx	8-22-18	8-27-18	
Lube Oil Range Organics	ND	0.41	NWTPH-Dx	8-22-18	8-27-18	
<i>Surrogate:</i>	<i>Percent Recovery</i>	<i>Control Limits</i>				
<i>o-Terphenyl</i>	84	50-150				



Date of Report: August 24, 2018
 Samples Submitted: August 22, 2018
 Laboratory Reference: 1808-228
 Project: 1353-014

**DIESEL AND HEAVY OIL RANGE ORGANICS
 NWTPH-Dx
 QUALITY CONTROL**

Matrix: Soil
 Units: mg/Kg (ppm)

Analyte	Result	PQL	Method	Date Prepared	Date Analyzed	Flags
METHOD BLANK						
Laboratory ID:	MB0822S4					
Diesel Range Organics	ND	25	NWTPH-Dx	8-22-18	8-22-18	
Lube Oil Range Organics	ND	50	NWTPH-Dx	8-22-18	8-22-18	
<i>Surrogate:</i>	<i>Percent Recovery</i>	<i>Control Limits</i>				
<i>o-Terphenyl</i>	131	50-150				

Analyte	Result	Spike Level	Source Result	Percent Recovery	Recovery Limits	RPD	RPD Limit	Flags
DUPLICATE								
Laboratory ID:	08-228-10							
	ORIG	DUP						
Diesel Range	ND	ND	NA	NA	NA	NA	NA	NA
Lube Oil Range	ND	ND	NA	NA	NA	NA	NA	NA
<i>Surrogate:</i>								
<i>o-Terphenyl</i>				81	72	50-150		



Date of Report: August 24, 2018
 Samples Submitted: August 22, 2018
 Laboratory Reference: 1808-228
 Project: 1353-014

**DIESEL AND HEAVY OIL RANGE ORGANICS
 NWTPH-Dx**

Matrix: Water
 Units: mg/L (ppm)

Analyte	Result	PQL	Method	Date Prepared	Date Analyzed	Flags
Client ID:	FB-01-GW-082118					
Laboratory ID:	08-228-03					
Diesel Range Organics	ND	0.26	NWTPH-Dx	8-22-18	8-22-18	
Lube Oil Range Organics	ND	0.41	NWTPH-Dx	8-22-18	8-22-18	
<i>Surrogate:</i>	<i>Percent Recovery</i>	<i>Control Limits</i>				
<i>o-Terphenyl</i>	89	50-150				

Client ID:	FB-02-GW-082118					
Laboratory ID:	08-228-06					
Diesel Range Organics	ND	0.25	NWTPH-Dx	8-22-18	8-22-18	
Lube Oil Range Organics	ND	0.41	NWTPH-Dx	8-22-18	8-22-18	
<i>Surrogate:</i>	<i>Percent Recovery</i>	<i>Control Limits</i>				
<i>o-Terphenyl</i>	82	50-150				

Client ID:	FB-03-GW-082118					
Laboratory ID:	08-228-08					
Diesel Range Organics	ND	0.26	NWTPH-Dx	8-22-18	8-22-18	
Lube Oil Range Organics	ND	0.41	NWTPH-Dx	8-22-18	8-22-18	
<i>Surrogate:</i>	<i>Percent Recovery</i>	<i>Control Limits</i>				
<i>o-Terphenyl</i>	94	50-150				

Client ID:	FB-04-GW-082118					
Laboratory ID:	08-228-11					
Diesel Range Organics	ND	0.26	NWTPH-Dx	8-22-18	8-22-18	
Lube Oil Range Organics	0.51	0.41	NWTPH-Dx	8-22-18	8-22-18	
<i>Surrogate:</i>	<i>Percent Recovery</i>	<i>Control Limits</i>				
<i>o-Terphenyl</i>	87	50-150				

Client ID:	FB-05-GW-082118					
Laboratory ID:	08-228-14					
Diesel Range Organics	ND	0.25	NWTPH-Dx	8-22-18	8-22-18	
Lube Oil Range Organics	0.51	0.41	NWTPH-Dx	8-22-18	8-22-18	
<i>Surrogate:</i>	<i>Percent Recovery</i>	<i>Control Limits</i>				
<i>o-Terphenyl</i>	89	50-150				



Date of Report: August 24, 2018
 Samples Submitted: August 22, 2018
 Laboratory Reference: 1808-228
 Project: 1353-014

**DIESEL AND HEAVY OIL RANGE ORGANICS
 NWTPH-Dx
 QUALITY CONTROL**

Matrix: Water
 Units: mg/L (ppm)

Analyte	Result	PQL	Method	Date Prepared	Date Analyzed	Flags
METHOD BLANK						
Laboratory ID:	MB0822W1					
Diesel Range Organics	ND	0.25	NWTPH-Dx	8-22-18	8-22-18	
Lube Oil Range Organics	ND	0.40	NWTPH-Dx	8-22-18	8-22-18	
<i>Surrogate:</i>	<i>Percent Recovery</i>	<i>Control Limits</i>				
<i>o-Terphenyl</i>	71	50-150				

Analyte	Result	Spike Level	Source Result	Percent Recovery	Recovery Limits	RPD	RPD Limit	Flags
DUPLICATE								
Laboratory ID:	08-228-06							
	ORIG	DUP						
Diesel Range	ND	ND	NA	NA	NA	NA	NA	NA
Lube Oil Range	ND	ND	NA	NA	NA	NA	NA	NA
<i>Surrogate:</i>								
<i>o-Terphenyl</i>				82	87	50-150		



Date of Report: August 24, 2018
 Samples Submitted: August 22, 2018
 Laboratory Reference: 1808-228
 Project: 1353-014

VOLATILE ORGANICS EPA 8260C
 page 1 of 2

Matrix: Soil
 Units: mg/kg

Analyte	Result	PQL	Method	Date Prepared	Date Analyzed	Flags
Client ID:	FB-01-6.0					
Laboratory ID:	08-228-02					
Dichlorodifluoromethane	ND	0.0020	EPA 8260C	8-22-18	8-22-18	
Chloromethane	ND	0.0073	EPA 8260C	8-22-18	8-22-18	
Vinyl Chloride	ND	0.0015	EPA 8260C	8-22-18	8-22-18	
Bromomethane	ND	0.0015	EPA 8260C	8-22-18	8-22-18	
Chloroethane	ND	0.0073	EPA 8260C	8-22-18	8-22-18	
Trichlorofluoromethane	ND	0.0015	EPA 8260C	8-22-18	8-22-18	
1,1-Dichloroethene	ND	0.0015	EPA 8260C	8-22-18	8-22-18	
Acetone	0.035	0.015	EPA 8260C	8-22-18	8-22-18	
Iodomethane	ND	0.0073	EPA 8260C	8-22-18	8-22-18	
Carbon Disulfide	ND	0.0015	EPA 8260C	8-22-18	8-22-18	
Methylene Chloride	ND	0.0073	EPA 8260C	8-22-18	8-22-18	
(trans) 1,2-Dichloroethene	ND	0.0015	EPA 8260C	8-22-18	8-22-18	
Methyl t-Butyl Ether	ND	0.0015	EPA 8260C	8-22-18	8-22-18	
1,1-Dichloroethane	ND	0.0015	EPA 8260C	8-22-18	8-22-18	
Vinyl Acetate	ND	0.0073	EPA 8260C	8-22-18	8-22-18	
2,2-Dichloropropane	ND	0.0015	EPA 8260C	8-22-18	8-22-18	
(cis) 1,2-Dichloroethene	ND	0.0015	EPA 8260C	8-22-18	8-22-18	
2-Butanone	ND	0.0073	EPA 8260C	8-22-18	8-22-18	
Bromochloromethane	ND	0.0015	EPA 8260C	8-22-18	8-22-18	
Chloroform	ND	0.0015	EPA 8260C	8-22-18	8-22-18	
1,1,1-Trichloroethane	ND	0.0015	EPA 8260C	8-22-18	8-22-18	
Carbon Tetrachloride	ND	0.0015	EPA 8260C	8-22-18	8-22-18	
1,1-Dichloropropene	ND	0.0015	EPA 8260C	8-22-18	8-22-18	
Benzene	ND	0.0015	EPA 8260C	8-22-18	8-22-18	
1,2-Dichloroethane	ND	0.0015	EPA 8260C	8-22-18	8-22-18	
Trichloroethene	ND	0.0015	EPA 8260C	8-22-18	8-22-18	
1,2-Dichloropropane	ND	0.0015	EPA 8260C	8-22-18	8-22-18	
Dibromomethane	ND	0.0015	EPA 8260C	8-22-18	8-22-18	
Bromodichloromethane	ND	0.0015	EPA 8260C	8-22-18	8-22-18	
2-Chloroethyl Vinyl Ether	ND	0.0073	EPA 8260C	8-22-18	8-22-18	
(cis) 1,3-Dichloropropene	ND	0.0015	EPA 8260C	8-22-18	8-22-18	
Methyl Isobutyl Ketone	ND	0.0073	EPA 8260C	8-22-18	8-22-18	
Toluene	ND	0.0073	EPA 8260C	8-22-18	8-22-18	
(trans) 1,3-Dichloropropene	ND	0.0015	EPA 8260C	8-22-18	8-22-18	



Date of Report: August 24, 2018
 Samples Submitted: August 22, 2018
 Laboratory Reference: 1808-228
 Project: 1353-014

VOLATILE ORGANICS EPA 8260C
 page 2 of 2

Analyte	Result	PQL	Method	Date Prepared	Date Analyzed	Flags
Client ID:	FB-01-6.0					
Laboratory ID:	08-228-02					
1,1,2-Trichloroethane	ND	0.0015	EPA 8260C	8-22-18	8-22-18	
Tetrachloroethene	ND	0.0015	EPA 8260C	8-22-18	8-22-18	
1,3-Dichloropropane	ND	0.0015	EPA 8260C	8-22-18	8-22-18	
2-Hexanone	ND	0.0073	EPA 8260C	8-22-18	8-22-18	
Dibromochloromethane	ND	0.0015	EPA 8260C	8-22-18	8-22-18	
1,2-Dibromoethane	ND	0.0015	EPA 8260C	8-22-18	8-22-18	
Chlorobenzene	ND	0.0015	EPA 8260C	8-22-18	8-22-18	
1,1,1,2-Tetrachloroethane	ND	0.0015	EPA 8260C	8-22-18	8-22-18	
Ethylbenzene	ND	0.0015	EPA 8260C	8-22-18	8-22-18	
m,p-Xylene	ND	0.0029	EPA 8260C	8-22-18	8-22-18	
o-Xylene	ND	0.0015	EPA 8260C	8-22-18	8-22-18	
Styrene	ND	0.0015	EPA 8260C	8-22-18	8-22-18	
Bromoform	ND	0.0073	EPA 8260C	8-22-18	8-22-18	
Isopropylbenzene	ND	0.0015	EPA 8260C	8-22-18	8-22-18	
Bromobenzene	ND	0.0015	EPA 8260C	8-22-18	8-22-18	
1,1,2,2-Tetrachloroethane	ND	0.0015	EPA 8260C	8-22-18	8-22-18	
1,2,3-Trichloropropane	ND	0.0019	EPA 8260C	8-22-18	8-22-18	
n-Propylbenzene	ND	0.0015	EPA 8260C	8-22-18	8-22-18	
2-Chlorotoluene	ND	0.0015	EPA 8260C	8-22-18	8-22-18	
4-Chlorotoluene	ND	0.0015	EPA 8260C	8-22-18	8-22-18	
1,3,5-Trimethylbenzene	ND	0.0015	EPA 8260C	8-22-18	8-22-18	
tert-Butylbenzene	ND	0.0015	EPA 8260C	8-22-18	8-22-18	
1,2,4-Trimethylbenzene	ND	0.0015	EPA 8260C	8-22-18	8-22-18	
sec-Butylbenzene	ND	0.0015	EPA 8260C	8-22-18	8-22-18	
1,3-Dichlorobenzene	ND	0.0015	EPA 8260C	8-22-18	8-22-18	
p-Isopropyltoluene	ND	0.0015	EPA 8260C	8-22-18	8-22-18	
1,4-Dichlorobenzene	ND	0.0015	EPA 8260C	8-22-18	8-22-18	
1,2-Dichlorobenzene	ND	0.0015	EPA 8260C	8-22-18	8-22-18	
n-Butylbenzene	ND	0.0015	EPA 8260C	8-22-18	8-22-18	
1,2-Dibromo-3-chloropropane	ND	0.0095	EPA 8260C	8-22-18	8-22-18	
1,2,4-Trichlorobenzene	ND	0.0015	EPA 8260C	8-22-18	8-22-18	
Hexachlorobutadiene	ND	0.0073	EPA 8260C	8-22-18	8-22-18	
Naphthalene	ND	0.0019	EPA 8260C	8-22-18	8-22-18	
1,2,3-Trichlorobenzene	ND	0.0015	EPA 8260C	8-22-18	8-22-18	
<i>Surrogate:</i>	<i>Percent Recovery</i>	<i>Control Limits</i>				
<i>Dibromofluoromethane</i>	<i>91</i>	<i>68-139</i>				
<i>Toluene-d8</i>	<i>94</i>	<i>79-128</i>				
<i>4-Bromofluorobenzene</i>	<i>103</i>	<i>71-132</i>				



Date of Report: August 24, 2018
 Samples Submitted: August 22, 2018
 Laboratory Reference: 1808-228
 Project: 1353-014

VOLATILE ORGANICS EPA 8260C
 page 1 of 2

Matrix: Soil
 Units: mg/kg

Analyte	Result	PQL	Method	Date Prepared	Date Analyzed	Flags
Client ID:	FB-02-6.0					
Laboratory ID:	08-228-05					
Dichlorodifluoromethane	ND	0.0017	EPA 8260C	8-22-18	8-22-18	
Chloromethane	ND	0.0060	EPA 8260C	8-22-18	8-22-18	
Vinyl Chloride	ND	0.0012	EPA 8260C	8-22-18	8-22-18	
Bromomethane	ND	0.0012	EPA 8260C	8-22-18	8-22-18	
Chloroethane	ND	0.0060	EPA 8260C	8-22-18	8-22-18	
Trichlorofluoromethane	ND	0.0012	EPA 8260C	8-22-18	8-22-18	
1,1-Dichloroethene	ND	0.0012	EPA 8260C	8-22-18	8-22-18	
Acetone	0.053	0.012	EPA 8260C	8-22-18	8-22-18	
Iodomethane	ND	0.0060	EPA 8260C	8-22-18	8-22-18	
Carbon Disulfide	ND	0.0012	EPA 8260C	8-22-18	8-22-18	
Methylene Chloride	ND	0.0060	EPA 8260C	8-22-18	8-22-18	
(trans) 1,2-Dichloroethene	ND	0.0012	EPA 8260C	8-22-18	8-22-18	
Methyl t-Butyl Ether	ND	0.0012	EPA 8260C	8-22-18	8-22-18	
1,1-Dichloroethane	ND	0.0012	EPA 8260C	8-22-18	8-22-18	
Vinyl Acetate	ND	0.0060	EPA 8260C	8-22-18	8-22-18	
2,2-Dichloropropane	ND	0.0012	EPA 8260C	8-22-18	8-22-18	
(cis) 1,2-Dichloroethene	ND	0.0012	EPA 8260C	8-22-18	8-22-18	
2-Butanone	0.011	0.0060	EPA 8260C	8-22-18	8-22-18	
Bromochloromethane	ND	0.0012	EPA 8260C	8-22-18	8-22-18	
Chloroform	ND	0.0012	EPA 8260C	8-22-18	8-22-18	
1,1,1-Trichloroethane	ND	0.0012	EPA 8260C	8-22-18	8-22-18	
Carbon Tetrachloride	ND	0.0012	EPA 8260C	8-22-18	8-22-18	
1,1-Dichloropropene	ND	0.0012	EPA 8260C	8-22-18	8-22-18	
Benzene	ND	0.0012	EPA 8260C	8-22-18	8-22-18	
1,2-Dichloroethane	ND	0.0012	EPA 8260C	8-22-18	8-22-18	
Trichloroethene	ND	0.0012	EPA 8260C	8-22-18	8-22-18	
1,2-Dichloropropane	ND	0.0012	EPA 8260C	8-22-18	8-22-18	
Dibromomethane	ND	0.0012	EPA 8260C	8-22-18	8-22-18	
Bromodichloromethane	ND	0.0012	EPA 8260C	8-22-18	8-22-18	
2-Chloroethyl Vinyl Ether	ND	0.0060	EPA 8260C	8-22-18	8-22-18	
(cis) 1,3-Dichloropropene	ND	0.0012	EPA 8260C	8-22-18	8-22-18	
Methyl Isobutyl Ketone	ND	0.0060	EPA 8260C	8-22-18	8-22-18	
Toluene	ND	0.0060	EPA 8260C	8-22-18	8-22-18	
(trans) 1,3-Dichloropropene	ND	0.0012	EPA 8260C	8-22-18	8-22-18	



Date of Report: August 24, 2018
 Samples Submitted: August 22, 2018
 Laboratory Reference: 1808-228
 Project: 1353-014

VOLATILE ORGANICS EPA 8260C
 page 2 of 2

Analyte	Result	PQL	Method	Date Prepared	Date Analyzed	Flags
Client ID:	FB-02-6.0					
Laboratory ID:	08-228-05					
1,1,2-Trichloroethane	ND	0.0012	EPA 8260C	8-22-18	8-22-18	
Tetrachloroethene	ND	0.0012	EPA 8260C	8-22-18	8-22-18	
1,3-Dichloropropane	ND	0.0012	EPA 8260C	8-22-18	8-22-18	
2-Hexanone	ND	0.0060	EPA 8260C	8-22-18	8-22-18	
Dibromochloromethane	ND	0.0012	EPA 8260C	8-22-18	8-22-18	
1,2-Dibromoethane	ND	0.0012	EPA 8260C	8-22-18	8-22-18	
Chlorobenzene	ND	0.0012	EPA 8260C	8-22-18	8-22-18	
1,1,1,2-Tetrachloroethane	ND	0.0012	EPA 8260C	8-22-18	8-22-18	
Ethylbenzene	ND	0.0012	EPA 8260C	8-22-18	8-22-18	
m,p-Xylene	ND	0.0024	EPA 8260C	8-22-18	8-22-18	
o-Xylene	ND	0.0012	EPA 8260C	8-22-18	8-22-18	
Styrene	ND	0.0012	EPA 8260C	8-22-18	8-22-18	
Bromoform	ND	0.0060	EPA 8260C	8-22-18	8-22-18	
Isopropylbenzene	ND	0.0012	EPA 8260C	8-22-18	8-22-18	
Bromobenzene	ND	0.0012	EPA 8260C	8-22-18	8-22-18	
1,1,2,2-Tetrachloroethane	ND	0.0012	EPA 8260C	8-22-18	8-22-18	
1,2,3-Trichloropropane	ND	0.0016	EPA 8260C	8-22-18	8-22-18	
n-Propylbenzene	ND	0.0012	EPA 8260C	8-22-18	8-22-18	
2-Chlorotoluene	ND	0.0012	EPA 8260C	8-22-18	8-22-18	
4-Chlorotoluene	ND	0.0012	EPA 8260C	8-22-18	8-22-18	
1,3,5-Trimethylbenzene	ND	0.0012	EPA 8260C	8-22-18	8-22-18	
tert-Butylbenzene	ND	0.0012	EPA 8260C	8-22-18	8-22-18	
1,2,4-Trimethylbenzene	ND	0.0012	EPA 8260C	8-22-18	8-22-18	
sec-Butylbenzene	ND	0.0012	EPA 8260C	8-22-18	8-22-18	
1,3-Dichlorobenzene	ND	0.0012	EPA 8260C	8-22-18	8-22-18	
p-Isopropyltoluene	ND	0.0012	EPA 8260C	8-22-18	8-22-18	
1,4-Dichlorobenzene	ND	0.0012	EPA 8260C	8-22-18	8-22-18	
1,2-Dichlorobenzene	ND	0.0012	EPA 8260C	8-22-18	8-22-18	
n-Butylbenzene	ND	0.0012	EPA 8260C	8-22-18	8-22-18	
1,2-Dibromo-3-chloropropane	ND	0.0078	EPA 8260C	8-22-18	8-22-18	
1,2,4-Trichlorobenzene	ND	0.0012	EPA 8260C	8-22-18	8-22-18	
Hexachlorobutadiene	ND	0.0060	EPA 8260C	8-22-18	8-22-18	
Naphthalene	ND	0.0016	EPA 8260C	8-22-18	8-22-18	
1,2,3-Trichlorobenzene	ND	0.0012	EPA 8260C	8-22-18	8-22-18	
<i>Surrogate:</i>	<i>Percent Recovery</i>	<i>Control Limits</i>				
<i>Dibromofluoromethane</i>	<i>94</i>	<i>68-139</i>				
<i>Toluene-d8</i>	<i>100</i>	<i>79-128</i>				
<i>4-Bromofluorobenzene</i>	<i>102</i>	<i>71-132</i>				



Date of Report: August 24, 2018
 Samples Submitted: August 22, 2018
 Laboratory Reference: 1808-228
 Project: 1353-014

VOLATILE ORGANICS EPA 8260C
 page 1 of 2

Matrix: Soil
 Units: mg/kg

Analyte	Result	PQL	Method	Date Prepared	Date Analyzed	Flags
Client ID:	FB-03-7.0					
Laboratory ID:	08-228-07					
Dichlorodifluoromethane	ND	0.0017	EPA 8260C	8-22-18	8-22-18	
Chloromethane	ND	0.0062	EPA 8260C	8-22-18	8-22-18	
Vinyl Chloride	ND	0.0012	EPA 8260C	8-22-18	8-22-18	
Bromomethane	ND	0.0012	EPA 8260C	8-22-18	8-22-18	
Chloroethane	ND	0.0062	EPA 8260C	8-22-18	8-22-18	
Trichlorofluoromethane	ND	0.0012	EPA 8260C	8-22-18	8-22-18	
1,1-Dichloroethene	ND	0.0012	EPA 8260C	8-22-18	8-22-18	
Acetone	0.23	0.012	EPA 8260C	8-22-18	8-22-18	
Iodomethane	ND	0.0062	EPA 8260C	8-22-18	8-22-18	
Carbon Disulfide	ND	0.0012	EPA 8260C	8-22-18	8-22-18	
Methylene Chloride	ND	0.0062	EPA 8260C	8-22-18	8-22-18	
(trans) 1,2-Dichloroethene	ND	0.0012	EPA 8260C	8-22-18	8-22-18	
Methyl t-Butyl Ether	ND	0.0012	EPA 8260C	8-22-18	8-22-18	
1,1-Dichloroethane	ND	0.0012	EPA 8260C	8-22-18	8-22-18	
Vinyl Acetate	ND	0.0062	EPA 8260C	8-22-18	8-22-18	
2,2-Dichloropropane	ND	0.0012	EPA 8260C	8-22-18	8-22-18	
(cis) 1,2-Dichloroethene	ND	0.0012	EPA 8260C	8-22-18	8-22-18	
2-Butanone	0.052	0.0062	EPA 8260C	8-22-18	8-22-18	
Bromochloromethane	ND	0.0012	EPA 8260C	8-22-18	8-22-18	
Chloroform	ND	0.0012	EPA 8260C	8-22-18	8-22-18	
1,1,1-Trichloroethane	ND	0.0012	EPA 8260C	8-22-18	8-22-18	
Carbon Tetrachloride	ND	0.0012	EPA 8260C	8-22-18	8-22-18	
1,1-Dichloropropene	ND	0.0012	EPA 8260C	8-22-18	8-22-18	
Benzene	ND	0.0012	EPA 8260C	8-22-18	8-22-18	
1,2-Dichloroethane	ND	0.0012	EPA 8260C	8-22-18	8-22-18	
Trichloroethene	ND	0.0012	EPA 8260C	8-22-18	8-22-18	
1,2-Dichloropropane	ND	0.0012	EPA 8260C	8-22-18	8-22-18	
Dibromomethane	ND	0.0012	EPA 8260C	8-22-18	8-22-18	
Bromodichloromethane	ND	0.0012	EPA 8260C	8-22-18	8-22-18	
2-Chloroethyl Vinyl Ether	ND	0.0062	EPA 8260C	8-22-18	8-22-18	
(cis) 1,3-Dichloropropene	ND	0.0012	EPA 8260C	8-22-18	8-22-18	
Methyl Isobutyl Ketone	ND	0.0062	EPA 8260C	8-22-18	8-22-18	
Toluene	ND	0.0062	EPA 8260C	8-22-18	8-22-18	
(trans) 1,3-Dichloropropene	ND	0.0012	EPA 8260C	8-22-18	8-22-18	



Date of Report: August 24, 2018
 Samples Submitted: August 22, 2018
 Laboratory Reference: 1808-228
 Project: 1353-014

VOLATILE ORGANICS EPA 8260C
 page 2 of 2

Analyte	Result	PQL	Method	Date Prepared	Date Analyzed	Flags
Client ID:	FB-03-7.0					
Laboratory ID:	08-228-07					
1,1,2-Trichloroethane	ND	0.0012	EPA 8260C	8-22-18	8-22-18	
Tetrachloroethene	ND	0.0012	EPA 8260C	8-22-18	8-22-18	
1,3-Dichloropropane	ND	0.0012	EPA 8260C	8-22-18	8-22-18	
2-Hexanone	ND	0.0062	EPA 8260C	8-22-18	8-22-18	
Dibromochloromethane	ND	0.0012	EPA 8260C	8-22-18	8-22-18	
1,2-Dibromoethane	ND	0.0012	EPA 8260C	8-22-18	8-22-18	
Chlorobenzene	ND	0.0012	EPA 8260C	8-22-18	8-22-18	
1,1,1,2-Tetrachloroethane	ND	0.0012	EPA 8260C	8-22-18	8-22-18	
Ethylbenzene	ND	0.0012	EPA 8260C	8-22-18	8-22-18	
m,p-Xylene	ND	0.0025	EPA 8260C	8-22-18	8-22-18	
o-Xylene	ND	0.0012	EPA 8260C	8-22-18	8-22-18	
Styrene	ND	0.0012	EPA 8260C	8-22-18	8-22-18	
Bromoform	ND	0.0062	EPA 8260C	8-22-18	8-22-18	
Isopropylbenzene	ND	0.0012	EPA 8260C	8-22-18	8-22-18	
Bromobenzene	ND	0.0012	EPA 8260C	8-22-18	8-22-18	
1,1,2,2-Tetrachloroethane	ND	0.0012	EPA 8260C	8-22-18	8-22-18	
1,2,3-Trichloropropane	ND	0.0016	EPA 8260C	8-22-18	8-22-18	
n-Propylbenzene	ND	0.0012	EPA 8260C	8-22-18	8-22-18	
2-Chlorotoluene	ND	0.0012	EPA 8260C	8-22-18	8-22-18	
4-Chlorotoluene	ND	0.0012	EPA 8260C	8-22-18	8-22-18	
1,3,5-Trimethylbenzene	ND	0.0012	EPA 8260C	8-22-18	8-22-18	
tert-Butylbenzene	ND	0.0012	EPA 8260C	8-22-18	8-22-18	
1,2,4-Trimethylbenzene	ND	0.0012	EPA 8260C	8-22-18	8-22-18	
sec-Butylbenzene	ND	0.0012	EPA 8260C	8-22-18	8-22-18	
1,3-Dichlorobenzene	ND	0.0012	EPA 8260C	8-22-18	8-22-18	
p-Isopropyltoluene	ND	0.0012	EPA 8260C	8-22-18	8-22-18	
1,4-Dichlorobenzene	ND	0.0012	EPA 8260C	8-22-18	8-22-18	
1,2-Dichlorobenzene	ND	0.0012	EPA 8260C	8-22-18	8-22-18	
n-Butylbenzene	ND	0.0012	EPA 8260C	8-22-18	8-22-18	
1,2-Dibromo-3-chloropropane	ND	0.0080	EPA 8260C	8-22-18	8-22-18	
1,2,4-Trichlorobenzene	ND	0.0012	EPA 8260C	8-22-18	8-22-18	
Hexachlorobutadiene	ND	0.0062	EPA 8260C	8-22-18	8-22-18	
Naphthalene	ND	0.0016	EPA 8260C	8-22-18	8-22-18	
1,2,3-Trichlorobenzene	ND	0.0012	EPA 8260C	8-22-18	8-22-18	
<i>Surrogate:</i>	<i>Percent Recovery</i>	<i>Control Limits</i>				
<i>Dibromofluoromethane</i>	<i>92</i>	<i>68-139</i>				
<i>Toluene-d8</i>	<i>99</i>	<i>79-128</i>				
<i>4-Bromofluorobenzene</i>	<i>101</i>	<i>71-132</i>				



Date of Report: August 24, 2018
 Samples Submitted: August 22, 2018
 Laboratory Reference: 1808-228
 Project: 1353-014

VOLATILE ORGANICS EPA 8260C
 page 1 of 2

Matrix: Soil
 Units: mg/kg

Analyte	Result	PQL	Method	Date Prepared	Date Analyzed	Flags
Client ID:	FB-04-6.0					
Laboratory ID:	08-228-10					
Dichlorodifluoromethane	ND	0.0017	EPA 8260C	8-22-18	8-22-18	
Chloromethane	ND	0.0062	EPA 8260C	8-22-18	8-22-18	
Vinyl Chloride	ND	0.0012	EPA 8260C	8-22-18	8-22-18	
Bromomethane	ND	0.0012	EPA 8260C	8-22-18	8-22-18	
Chloroethane	ND	0.0062	EPA 8260C	8-22-18	8-22-18	
Trichlorofluoromethane	ND	0.0012	EPA 8260C	8-22-18	8-22-18	
1,1-Dichloroethene	ND	0.0012	EPA 8260C	8-22-18	8-22-18	
Acetone	0.076	0.012	EPA 8260C	8-22-18	8-22-18	
Iodomethane	ND	0.0062	EPA 8260C	8-22-18	8-22-18	
Carbon Disulfide	ND	0.0012	EPA 8260C	8-22-18	8-22-18	
Methylene Chloride	ND	0.0062	EPA 8260C	8-22-18	8-22-18	
(trans) 1,2-Dichloroethene	ND	0.0012	EPA 8260C	8-22-18	8-22-18	
Methyl t-Butyl Ether	ND	0.0012	EPA 8260C	8-22-18	8-22-18	
1,1-Dichloroethane	ND	0.0012	EPA 8260C	8-22-18	8-22-18	
Vinyl Acetate	ND	0.0062	EPA 8260C	8-22-18	8-22-18	
2,2-Dichloropropane	ND	0.0012	EPA 8260C	8-22-18	8-22-18	
(cis) 1,2-Dichloroethene	ND	0.0012	EPA 8260C	8-22-18	8-22-18	
2-Butanone	0.015	0.0062	EPA 8260C	8-22-18	8-22-18	
Bromochloromethane	ND	0.0012	EPA 8260C	8-22-18	8-22-18	
Chloroform	ND	0.0012	EPA 8260C	8-22-18	8-22-18	
1,1,1-Trichloroethane	ND	0.0012	EPA 8260C	8-22-18	8-22-18	
Carbon Tetrachloride	ND	0.0012	EPA 8260C	8-22-18	8-22-18	
1,1-Dichloropropene	ND	0.0012	EPA 8260C	8-22-18	8-22-18	
Benzene	ND	0.0012	EPA 8260C	8-22-18	8-22-18	
1,2-Dichloroethane	ND	0.0012	EPA 8260C	8-22-18	8-22-18	
Trichloroethene	ND	0.0012	EPA 8260C	8-22-18	8-22-18	
1,2-Dichloropropane	ND	0.0012	EPA 8260C	8-22-18	8-22-18	
Dibromomethane	ND	0.0012	EPA 8260C	8-22-18	8-22-18	
Bromodichloromethane	ND	0.0012	EPA 8260C	8-22-18	8-22-18	
2-Chloroethyl Vinyl Ether	ND	0.0062	EPA 8260C	8-22-18	8-22-18	
(cis) 1,3-Dichloropropene	ND	0.0012	EPA 8260C	8-22-18	8-22-18	
Methyl Isobutyl Ketone	ND	0.0062	EPA 8260C	8-22-18	8-22-18	
Toluene	ND	0.0062	EPA 8260C	8-22-18	8-22-18	
(trans) 1,3-Dichloropropene	ND	0.0012	EPA 8260C	8-22-18	8-22-18	



Date of Report: August 24, 2018
 Samples Submitted: August 22, 2018
 Laboratory Reference: 1808-228
 Project: 1353-014

VOLATILE ORGANICS EPA 8260C
 page 2 of 2

Analyte	Result	PQL	Method	Date Prepared	Date Analyzed	Flags
Client ID:	FB-04-6.0					
Laboratory ID:	08-228-10					
1,1,2-Trichloroethane	ND	0.0012	EPA 8260C	8-22-18	8-22-18	
Tetrachloroethene	ND	0.0012	EPA 8260C	8-22-18	8-22-18	
1,3-Dichloropropane	ND	0.0012	EPA 8260C	8-22-18	8-22-18	
2-Hexanone	ND	0.0062	EPA 8260C	8-22-18	8-22-18	
Dibromochloromethane	ND	0.0012	EPA 8260C	8-22-18	8-22-18	
1,2-Dibromoethane	ND	0.0012	EPA 8260C	8-22-18	8-22-18	
Chlorobenzene	ND	0.0012	EPA 8260C	8-22-18	8-22-18	
1,1,1,2-Tetrachloroethane	ND	0.0012	EPA 8260C	8-22-18	8-22-18	
Ethylbenzene	ND	0.0012	EPA 8260C	8-22-18	8-22-18	
m,p-Xylene	ND	0.0025	EPA 8260C	8-22-18	8-22-18	
o-Xylene	ND	0.0012	EPA 8260C	8-22-18	8-22-18	
Styrene	ND	0.0012	EPA 8260C	8-22-18	8-22-18	
Bromoform	ND	0.0062	EPA 8260C	8-22-18	8-22-18	
Isopropylbenzene	ND	0.0012	EPA 8260C	8-22-18	8-22-18	
Bromobenzene	ND	0.0012	EPA 8260C	8-22-18	8-22-18	
1,1,2,2-Tetrachloroethane	ND	0.0012	EPA 8260C	8-22-18	8-22-18	
1,2,3-Trichloropropane	ND	0.0016	EPA 8260C	8-22-18	8-22-18	
n-Propylbenzene	ND	0.0012	EPA 8260C	8-22-18	8-22-18	
2-Chlorotoluene	ND	0.0012	EPA 8260C	8-22-18	8-22-18	
4-Chlorotoluene	ND	0.0012	EPA 8260C	8-22-18	8-22-18	
1,3,5-Trimethylbenzene	ND	0.0012	EPA 8260C	8-22-18	8-22-18	
tert-Butylbenzene	ND	0.0012	EPA 8260C	8-22-18	8-22-18	
1,2,4-Trimethylbenzene	ND	0.0012	EPA 8260C	8-22-18	8-22-18	
sec-Butylbenzene	ND	0.0012	EPA 8260C	8-22-18	8-22-18	
1,3-Dichlorobenzene	ND	0.0012	EPA 8260C	8-22-18	8-22-18	
p-Isopropyltoluene	ND	0.0012	EPA 8260C	8-22-18	8-22-18	
1,4-Dichlorobenzene	ND	0.0012	EPA 8260C	8-22-18	8-22-18	
1,2-Dichlorobenzene	ND	0.0012	EPA 8260C	8-22-18	8-22-18	
n-Butylbenzene	ND	0.0012	EPA 8260C	8-22-18	8-22-18	
1,2-Dibromo-3-chloropropane	ND	0.0081	EPA 8260C	8-22-18	8-22-18	
1,2,4-Trichlorobenzene	ND	0.0012	EPA 8260C	8-22-18	8-22-18	
Hexachlorobutadiene	ND	0.0062	EPA 8260C	8-22-18	8-22-18	
Naphthalene	ND	0.0016	EPA 8260C	8-22-18	8-22-18	
1,2,3-Trichlorobenzene	ND	0.0012	EPA 8260C	8-22-18	8-22-18	
<i>Surrogate:</i>	<i>Percent Recovery</i>	<i>Control Limits</i>				
<i>Dibromofluoromethane</i>	<i>92</i>	<i>68-139</i>				
<i>Toluene-d8</i>	<i>100</i>	<i>79-128</i>				
<i>4-Bromofluorobenzene</i>	<i>100</i>	<i>71-132</i>				



Date of Report: August 24, 2018
 Samples Submitted: August 22, 2018
 Laboratory Reference: 1808-228
 Project: 1353-014

VOLATILE ORGANICS EPA 8260C
 page 1 of 2

Matrix: Soil
 Units: mg/kg

Analyte	Result	PQL	Method	Date Prepared	Date Analyzed	Flags
Client ID:	FB-05-6.5					
Laboratory ID:	08-228-13					
Dichlorodifluoromethane	ND	0.0027	EPA 8260C	8-22-18	8-22-18	
Chloromethane	ND	0.0098	EPA 8260C	8-22-18	8-22-18	
Vinyl Chloride	ND	0.0020	EPA 8260C	8-22-18	8-22-18	
Bromomethane	ND	0.0020	EPA 8260C	8-22-18	8-22-18	
Chloroethane	ND	0.0098	EPA 8260C	8-22-18	8-22-18	
Trichlorofluoromethane	ND	0.0020	EPA 8260C	8-22-18	8-22-18	
1,1-Dichloroethene	ND	0.0020	EPA 8260C	8-22-18	8-22-18	
Acetone	0.34	0.020	EPA 8260C	8-22-18	8-22-18	
Iodomethane	ND	0.0098	EPA 8260C	8-22-18	8-22-18	
Carbon Disulfide	ND	0.0020	EPA 8260C	8-22-18	8-22-18	
Methylene Chloride	ND	0.0098	EPA 8260C	8-22-18	8-22-18	
(trans) 1,2-Dichloroethene	ND	0.0020	EPA 8260C	8-22-18	8-22-18	
Methyl t-Butyl Ether	ND	0.0020	EPA 8260C	8-22-18	8-22-18	
1,1-Dichloroethane	ND	0.0020	EPA 8260C	8-22-18	8-22-18	
Vinyl Acetate	ND	0.0098	EPA 8260C	8-22-18	8-22-18	
2,2-Dichloropropane	ND	0.0020	EPA 8260C	8-22-18	8-22-18	
(cis) 1,2-Dichloroethene	ND	0.0020	EPA 8260C	8-22-18	8-22-18	
2-Butanone	0.092	0.0098	EPA 8260C	8-22-18	8-22-18	
Bromochloromethane	ND	0.0020	EPA 8260C	8-22-18	8-22-18	
Chloroform	ND	0.0020	EPA 8260C	8-22-18	8-22-18	
1,1,1-Trichloroethane	ND	0.0020	EPA 8260C	8-22-18	8-22-18	
Carbon Tetrachloride	ND	0.0020	EPA 8260C	8-22-18	8-22-18	
1,1-Dichloropropene	ND	0.0020	EPA 8260C	8-22-18	8-22-18	
Benzene	ND	0.0020	EPA 8260C	8-22-18	8-22-18	
1,2-Dichloroethane	ND	0.0020	EPA 8260C	8-22-18	8-22-18	
Trichloroethene	ND	0.0020	EPA 8260C	8-22-18	8-22-18	
1,2-Dichloropropane	ND	0.0020	EPA 8260C	8-22-18	8-22-18	
Dibromomethane	ND	0.0020	EPA 8260C	8-22-18	8-22-18	
Bromodichloromethane	ND	0.0020	EPA 8260C	8-22-18	8-22-18	
2-Chloroethyl Vinyl Ether	ND	0.0098	EPA 8260C	8-22-18	8-22-18	
(cis) 1,3-Dichloropropene	ND	0.0020	EPA 8260C	8-22-18	8-22-18	
Methyl Isobutyl Ketone	ND	0.0098	EPA 8260C	8-22-18	8-22-18	
Toluene	ND	0.0098	EPA 8260C	8-22-18	8-22-18	
(trans) 1,3-Dichloropropene	ND	0.0020	EPA 8260C	8-22-18	8-22-18	



Date of Report: August 24, 2018
 Samples Submitted: August 22, 2018
 Laboratory Reference: 1808-228
 Project: 1353-014

VOLATILE ORGANICS EPA 8260C
 page 2 of 2

Analyte	Result	PQL	Method	Date Prepared	Date Analyzed	Flags
Client ID:	FB-05-6.5					
Laboratory ID:	08-228-13					
1,1,2-Trichloroethane	ND	0.0020	EPA 8260C	8-22-18	8-22-18	
Tetrachloroethene	ND	0.0020	EPA 8260C	8-22-18	8-22-18	
1,3-Dichloropropane	ND	0.0020	EPA 8260C	8-22-18	8-22-18	
2-Hexanone	ND	0.0098	EPA 8260C	8-22-18	8-22-18	
Dibromochloromethane	ND	0.0020	EPA 8260C	8-22-18	8-22-18	
1,2-Dibromoethane	ND	0.0020	EPA 8260C	8-22-18	8-22-18	
Chlorobenzene	ND	0.0020	EPA 8260C	8-22-18	8-22-18	
1,1,1,2-Tetrachloroethane	ND	0.0020	EPA 8260C	8-22-18	8-22-18	
Ethylbenzene	ND	0.0020	EPA 8260C	8-22-18	8-22-18	
m,p-Xylene	ND	0.0039	EPA 8260C	8-22-18	8-22-18	
o-Xylene	ND	0.0020	EPA 8260C	8-22-18	8-22-18	
Styrene	ND	0.0020	EPA 8260C	8-22-18	8-22-18	
Bromoform	ND	0.0098	EPA 8260C	8-22-18	8-22-18	
Isopropylbenzene	ND	0.0020	EPA 8260C	8-22-18	8-22-18	
Bromobenzene	ND	0.0020	EPA 8260C	8-22-18	8-22-18	
1,1,2,2-Tetrachloroethane	ND	0.0020	EPA 8260C	8-22-18	8-22-18	
1,2,3-Trichloropropane	ND	0.0025	EPA 8260C	8-22-18	8-22-18	
n-Propylbenzene	ND	0.0020	EPA 8260C	8-22-18	8-22-18	
2-Chlorotoluene	ND	0.0020	EPA 8260C	8-22-18	8-22-18	
4-Chlorotoluene	ND	0.0020	EPA 8260C	8-22-18	8-22-18	
1,3,5-Trimethylbenzene	ND	0.0020	EPA 8260C	8-22-18	8-22-18	
tert-Butylbenzene	ND	0.0020	EPA 8260C	8-22-18	8-22-18	
1,2,4-Trimethylbenzene	ND	0.0020	EPA 8260C	8-22-18	8-22-18	
sec-Butylbenzene	ND	0.0020	EPA 8260C	8-22-18	8-22-18	
1,3-Dichlorobenzene	ND	0.0020	EPA 8260C	8-22-18	8-22-18	
p-Isopropyltoluene	ND	0.0020	EPA 8260C	8-22-18	8-22-18	
1,4-Dichlorobenzene	ND	0.0020	EPA 8260C	8-22-18	8-22-18	
1,2-Dichlorobenzene	ND	0.0020	EPA 8260C	8-22-18	8-22-18	
n-Butylbenzene	ND	0.0020	EPA 8260C	8-22-18	8-22-18	
1,2-Dibromo-3-chloropropane	ND	0.013	EPA 8260C	8-22-18	8-22-18	
1,2,4-Trichlorobenzene	ND	0.0020	EPA 8260C	8-22-18	8-22-18	
Hexachlorobutadiene	ND	0.0098	EPA 8260C	8-22-18	8-22-18	
Naphthalene	ND	0.0025	EPA 8260C	8-22-18	8-22-18	
1,2,3-Trichlorobenzene	ND	0.0020	EPA 8260C	8-22-18	8-22-18	
<i>Surrogate:</i>	<i>Percent Recovery</i>	<i>Control Limits</i>				
<i>Dibromofluoromethane</i>	<i>98</i>	<i>68-139</i>				
<i>Toluene-d8</i>	<i>101</i>	<i>79-128</i>				
<i>4-Bromofluorobenzene</i>	<i>97</i>	<i>71-132</i>				



Date of Report: August 24, 2018
 Samples Submitted: August 22, 2018
 Laboratory Reference: 1808-228
 Project: 1353-014

VOLATILE ORGANICS EPA 8260C
METHOD BLANK QUALITY CONTROL
 page 1 of 2

Matrix: Soil
 Units: mg/kg

Analyte	Result	PQL	Method	Date Prepared	Date Analyzed	Flags
Laboratory ID:	MB0822S1					
Dichlorodifluoromethane	ND	0.0014	EPA 8260C	8-22-18	8-22-18	
Chloromethane	ND	0.0050	EPA 8260C	8-22-18	8-22-18	
Vinyl Chloride	ND	0.0010	EPA 8260C	8-22-18	8-22-18	
Bromomethane	ND	0.0010	EPA 8260C	8-22-18	8-22-18	
Chloroethane	ND	0.0050	EPA 8260C	8-22-18	8-22-18	
Trichlorofluoromethane	ND	0.0010	EPA 8260C	8-22-18	8-22-18	
1,1-Dichloroethene	ND	0.0010	EPA 8260C	8-22-18	8-22-18	
Acetone	ND	0.010	EPA 8260C	8-22-18	8-22-18	
Iodomethane	ND	0.0050	EPA 8260C	8-22-18	8-22-18	
Carbon Disulfide	ND	0.0010	EPA 8260C	8-22-18	8-22-18	
Methylene Chloride	ND	0.0050	EPA 8260C	8-22-18	8-22-18	
(trans) 1,2-Dichloroethene	ND	0.0010	EPA 8260C	8-22-18	8-22-18	
Methyl t-Butyl Ether	ND	0.0010	EPA 8260C	8-22-18	8-22-18	
1,1-Dichloroethane	ND	0.0010	EPA 8260C	8-22-18	8-22-18	
Vinyl Acetate	ND	0.0050	EPA 8260C	8-22-18	8-22-18	
2,2-Dichloropropane	ND	0.0010	EPA 8260C	8-22-18	8-22-18	
(cis) 1,2-Dichloroethene	ND	0.0010	EPA 8260C	8-22-18	8-22-18	
2-Butanone	ND	0.0050	EPA 8260C	8-22-18	8-22-18	
Bromochloromethane	ND	0.0010	EPA 8260C	8-22-18	8-22-18	
Chloroform	ND	0.0010	EPA 8260C	8-22-18	8-22-18	
1,1,1-Trichloroethane	ND	0.0010	EPA 8260C	8-22-18	8-22-18	
Carbon Tetrachloride	ND	0.0010	EPA 8260C	8-22-18	8-22-18	
1,1-Dichloropropene	ND	0.0010	EPA 8260C	8-22-18	8-22-18	
Benzene	ND	0.0010	EPA 8260C	8-22-18	8-22-18	
1,2-Dichloroethane	ND	0.0010	EPA 8260C	8-22-18	8-22-18	
Trichloroethene	ND	0.0010	EPA 8260C	8-22-18	8-22-18	
1,2-Dichloropropane	ND	0.0010	EPA 8260C	8-22-18	8-22-18	
Dibromomethane	ND	0.0010	EPA 8260C	8-22-18	8-22-18	
Bromodichloromethane	ND	0.0010	EPA 8260C	8-22-18	8-22-18	
2-Chloroethyl Vinyl Ether	ND	0.0050	EPA 8260C	8-22-18	8-22-18	
(cis) 1,3-Dichloropropene	ND	0.0010	EPA 8260C	8-22-18	8-22-18	
Methyl Isobutyl Ketone	ND	0.0050	EPA 8260C	8-22-18	8-22-18	
Toluene	ND	0.0050	EPA 8260C	8-22-18	8-22-18	
(trans) 1,3-Dichloropropene	ND	0.0010	EPA 8260C	8-22-18	8-22-18	



Date of Report: August 24, 2018
 Samples Submitted: August 22, 2018
 Laboratory Reference: 1808-228
 Project: 1353-014

VOLATILE ORGANICS EPA 8260C
METHOD BLANK QUALITY CONTROL
 page 2 of 2

Analyte	Result	PQL	Method	Date Prepared	Date Analyzed	Flags
Laboratory ID:	MB0822S1					
1,1,2-Trichloroethane	ND	0.0010	EPA 8260C	8-22-18	8-22-18	
Tetrachloroethene	ND	0.0010	EPA 8260C	8-22-18	8-22-18	
1,3-Dichloropropane	ND	0.0010	EPA 8260C	8-22-18	8-22-18	
2-Hexanone	ND	0.0050	EPA 8260C	8-22-18	8-22-18	
Dibromochloromethane	ND	0.0010	EPA 8260C	8-22-18	8-22-18	
1,2-Dibromoethane	ND	0.0010	EPA 8260C	8-22-18	8-22-18	
Chlorobenzene	ND	0.0010	EPA 8260C	8-22-18	8-22-18	
1,1,1,2-Tetrachloroethane	ND	0.0010	EPA 8260C	8-22-18	8-22-18	
Ethylbenzene	ND	0.0010	EPA 8260C	8-22-18	8-22-18	
m,p-Xylene	ND	0.0020	EPA 8260C	8-22-18	8-22-18	
o-Xylene	ND	0.0010	EPA 8260C	8-22-18	8-22-18	
Styrene	ND	0.0010	EPA 8260C	8-22-18	8-22-18	
Bromoform	ND	0.0050	EPA 8260C	8-22-18	8-22-18	
Isopropylbenzene	ND	0.0010	EPA 8260C	8-22-18	8-22-18	
Bromobenzene	ND	0.0010	EPA 8260C	8-22-18	8-22-18	
1,1,2,2-Tetrachloroethane	ND	0.0010	EPA 8260C	8-22-18	8-22-18	
1,2,3-Trichloropropane	ND	0.0013	EPA 8260C	8-22-18	8-22-18	
n-Propylbenzene	ND	0.0010	EPA 8260C	8-22-18	8-22-18	
2-Chlorotoluene	ND	0.0010	EPA 8260C	8-22-18	8-22-18	
4-Chlorotoluene	ND	0.0010	EPA 8260C	8-22-18	8-22-18	
1,3,5-Trimethylbenzene	ND	0.0010	EPA 8260C	8-22-18	8-22-18	
tert-Butylbenzene	ND	0.0010	EPA 8260C	8-22-18	8-22-18	
1,2,4-Trimethylbenzene	ND	0.0010	EPA 8260C	8-22-18	8-22-18	
sec-Butylbenzene	ND	0.0010	EPA 8260C	8-22-18	8-22-18	
1,3-Dichlorobenzene	ND	0.0010	EPA 8260C	8-22-18	8-22-18	
p-Isopropyltoluene	ND	0.0010	EPA 8260C	8-22-18	8-22-18	
1,4-Dichlorobenzene	ND	0.0010	EPA 8260C	8-22-18	8-22-18	
1,2-Dichlorobenzene	ND	0.0010	EPA 8260C	8-22-18	8-22-18	
n-Butylbenzene	ND	0.0010	EPA 8260C	8-22-18	8-22-18	
1,2-Dibromo-3-chloropropane	ND	0.0065	EPA 8260C	8-22-18	8-22-18	
1,2,4-Trichlorobenzene	ND	0.0010	EPA 8260C	8-22-18	8-22-18	
Hexachlorobutadiene	ND	0.0050	EPA 8260C	8-22-18	8-22-18	
Naphthalene	ND	0.0013	EPA 8260C	8-22-18	8-22-18	
1,2,3-Trichlorobenzene	ND	0.0010	EPA 8260C	8-22-18	8-22-18	
<i>Surrogate:</i>	<i>Percent Recovery</i>	<i>Control Limits</i>				
<i>Dibromofluoromethane</i>	<i>97</i>	<i>68-139</i>				
<i>Toluene-d8</i>	<i>100</i>	<i>79-128</i>				
<i>4-Bromofluorobenzene</i>	<i>104</i>	<i>71-132</i>				



Date of Report: August 24, 2018
 Samples Submitted: August 22, 2018
 Laboratory Reference: 1808-228
 Project: 1353-014

**VOLATILE ORGANICS EPA 8260C
 SB/SBD QUALITY CONTROL**

Matrix: Soil
 Units: mg/kg

Analyte	Result		Spike Level		Percent Recovery		Recovery	RPD		Flags
					SB	SBD	Limits	RPD	Limit	
SPIKE BLANKS										
Laboratory ID:	SB0822S1									
	SB	SBD	SB	SBD	SB	SBD				
1,1-Dichloroethene	0.0491	0.0531	0.0500	0.0500	98	106	53-141	8	17	
Benzene	0.0466	0.0535	0.0500	0.0500	93	107	70-130	14	15	
Trichloroethene	0.0469	0.0529	0.0500	0.0500	94	106	74-122	12	16	
Toluene	0.0490	0.0543	0.0500	0.0500	98	109	76-130	10	15	
Chlorobenzene	0.0444	0.0496	0.0500	0.0500	89	99	75-120	11	14	
<i>Surrogate:</i>										
<i>Dibromofluoromethane</i>					96	91	68-139			
<i>Toluene-d8</i>					103	100	79-128			
<i>4-Bromofluorobenzene</i>					103	104	71-132			



Date of Report: August 24, 2018
 Samples Submitted: August 22, 2018
 Laboratory Reference: 1808-228
 Project: 1353-014

VOLATILE ORGANICS EPA 8260C
 page 1 of 2

Matrix: Water
 Units: ug/L

Analyte	Result	PQL	Method	Date Prepared	Date Analyzed	Flags
Client ID:	FB-01-GW-082118					
Laboratory ID:	08-228-03					
Dichlorodifluoromethane	ND	0.20	EPA 8260C	8-23-18	8-23-18	
Chloromethane	ND	1.0	EPA 8260C	8-23-18	8-23-18	
Vinyl Chloride	ND	0.20	EPA 8260C	8-23-18	8-23-18	
Bromomethane	ND	2.0	EPA 8260C	8-23-18	8-23-18	
Chloroethane	ND	1.0	EPA 8260C	8-23-18	8-23-18	
Trichlorofluoromethane	ND	0.20	EPA 8260C	8-23-18	8-23-18	
1,1-Dichloroethene	ND	0.20	EPA 8260C	8-23-18	8-23-18	
Acetone	ND	5.0	EPA 8260C	8-23-18	8-23-18	
Iodomethane	ND	5.0	EPA 8260C	8-23-18	8-23-18	
Carbon Disulfide	ND	0.20	EPA 8260C	8-23-18	8-23-18	
Methylene Chloride	ND	1.0	EPA 8260C	8-23-18	8-23-18	
(trans) 1,2-Dichloroethene	ND	0.20	EPA 8260C	8-23-18	8-23-18	
Methyl t-Butyl Ether	ND	0.20	EPA 8260C	8-23-18	8-23-18	
1,1-Dichloroethane	ND	0.20	EPA 8260C	8-23-18	8-23-18	
Vinyl Acetate	ND	1.0	EPA 8260C	8-23-18	8-23-18	
2,2-Dichloropropane	ND	0.20	EPA 8260C	8-23-18	8-23-18	
(cis) 1,2-Dichloroethene	ND	0.20	EPA 8260C	8-23-18	8-23-18	
2-Butanone	ND	5.0	EPA 8260C	8-23-18	8-23-18	
Bromochloromethane	ND	0.20	EPA 8260C	8-23-18	8-23-18	
Chloroform	ND	0.20	EPA 8260C	8-23-18	8-23-18	
1,1,1-Trichloroethane	ND	0.20	EPA 8260C	8-23-18	8-23-18	
Carbon Tetrachloride	ND	0.20	EPA 8260C	8-23-18	8-23-18	
1,1-Dichloropropene	ND	0.20	EPA 8260C	8-23-18	8-23-18	
Benzene	ND	0.20	EPA 8260C	8-23-18	8-23-18	
1,2-Dichloroethane	ND	0.20	EPA 8260C	8-23-18	8-23-18	
Trichloroethene	ND	0.20	EPA 8260C	8-23-18	8-23-18	
1,2-Dichloropropane	ND	0.20	EPA 8260C	8-23-18	8-23-18	
Dibromomethane	ND	0.20	EPA 8260C	8-23-18	8-23-18	
Bromodichloromethane	ND	0.20	EPA 8260C	8-23-18	8-23-18	
2-Chloroethyl Vinyl Ether	ND	1.0	EPA 8260C	8-23-18	8-23-18	
(cis) 1,3-Dichloropropene	ND	0.20	EPA 8260C	8-23-18	8-23-18	
Methyl Isobutyl Ketone	ND	2.0	EPA 8260C	8-23-18	8-23-18	
Toluene	ND	1.0	EPA 8260C	8-23-18	8-23-18	
(trans) 1,3-Dichloropropene	ND	0.20	EPA 8260C	8-23-18	8-23-18	



Date of Report: August 24, 2018
 Samples Submitted: August 22, 2018
 Laboratory Reference: 1808-228
 Project: 1353-014

VOLATILE ORGANICS EPA 8260C
 page 2 of 2

Analyte	Result	PQL	Method	Date Prepared	Date Analyzed	Flags
Client ID:	FB-01-GW-082118					
Laboratory ID:	08-228-03					
1,1,2-Trichloroethane	ND	0.20	EPA 8260C	8-23-18	8-23-18	
Tetrachloroethene	ND	0.20	EPA 8260C	8-23-18	8-23-18	
1,3-Dichloropropane	ND	0.20	EPA 8260C	8-23-18	8-23-18	
2-Hexanone	ND	2.0	EPA 8260C	8-23-18	8-23-18	
Dibromochloromethane	ND	0.20	EPA 8260C	8-23-18	8-23-18	
1,2-Dibromoethane	ND	0.20	EPA 8260C	8-23-18	8-23-18	
Chlorobenzene	ND	0.20	EPA 8260C	8-23-18	8-23-18	
1,1,1,2-Tetrachloroethane	ND	0.20	EPA 8260C	8-23-18	8-23-18	
Ethylbenzene	ND	0.20	EPA 8260C	8-23-18	8-23-18	
m,p-Xylene	ND	0.40	EPA 8260C	8-23-18	8-23-18	
o-Xylene	ND	0.20	EPA 8260C	8-23-18	8-23-18	
Styrene	ND	0.20	EPA 8260C	8-23-18	8-23-18	
Bromoform	ND	1.0	EPA 8260C	8-23-18	8-23-18	
Isopropylbenzene	ND	0.20	EPA 8260C	8-23-18	8-23-18	
Bromobenzene	ND	0.20	EPA 8260C	8-23-18	8-23-18	
1,1,2,2-Tetrachloroethane	ND	0.20	EPA 8260C	8-23-18	8-23-18	
1,2,3-Trichloropropane	ND	0.20	EPA 8260C	8-23-18	8-23-18	
n-Propylbenzene	ND	0.20	EPA 8260C	8-23-18	8-23-18	
2-Chlorotoluene	ND	0.20	EPA 8260C	8-23-18	8-23-18	
4-Chlorotoluene	ND	0.20	EPA 8260C	8-23-18	8-23-18	
1,3,5-Trimethylbenzene	ND	0.20	EPA 8260C	8-23-18	8-23-18	
tert-Butylbenzene	ND	0.20	EPA 8260C	8-23-18	8-23-18	
1,2,4-Trimethylbenzene	ND	0.20	EPA 8260C	8-23-18	8-23-18	
sec-Butylbenzene	ND	0.20	EPA 8260C	8-23-18	8-23-18	
1,3-Dichlorobenzene	ND	0.20	EPA 8260C	8-23-18	8-23-18	
p-Isopropyltoluene	ND	0.20	EPA 8260C	8-23-18	8-23-18	
1,4-Dichlorobenzene	ND	0.20	EPA 8260C	8-23-18	8-23-18	
1,2-Dichlorobenzene	ND	0.20	EPA 8260C	8-23-18	8-23-18	
n-Butylbenzene	ND	0.20	EPA 8260C	8-23-18	8-23-18	
1,2-Dibromo-3-chloropropane	ND	1.0	EPA 8260C	8-23-18	8-23-18	
1,2,4-Trichlorobenzene	ND	0.20	EPA 8260C	8-23-18	8-23-18	
Hexachlorobutadiene	ND	1.0	EPA 8260C	8-23-18	8-23-18	
Naphthalene	ND	1.0	EPA 8260C	8-23-18	8-23-18	
1,2,3-Trichlorobenzene	ND	0.26	EPA 8260C	8-23-18	8-23-18	
<i>Surrogate:</i>	<i>Percent Recovery</i>	<i>Control Limits</i>				
<i>Dibromofluoromethane</i>	89	75-127				
<i>Toluene-d8</i>	90	80-127				
<i>4-Bromofluorobenzene</i>	95	78-125				



Date of Report: August 24, 2018
 Samples Submitted: August 22, 2018
 Laboratory Reference: 1808-228
 Project: 1353-014

VOLATILE ORGANICS EPA 8260C
 page 1 of 2

Matrix: Water
 Units: ug/L

Analyte	Result	PQL	Method	Date Prepared	Date Analyzed	Flags
Client ID:	FB-02-GW-082118					
Laboratory ID:	08-228-06					
Dichlorodifluoromethane	ND	0.20	EPA 8260C	8-23-18	8-23-18	
Chloromethane	ND	1.0	EPA 8260C	8-23-18	8-23-18	
Vinyl Chloride	ND	0.20	EPA 8260C	8-23-18	8-23-18	
Bromomethane	ND	2.0	EPA 8260C	8-23-18	8-23-18	
Chloroethane	ND	1.0	EPA 8260C	8-23-18	8-23-18	
Trichlorofluoromethane	ND	0.20	EPA 8260C	8-23-18	8-23-18	
1,1-Dichloroethene	ND	0.20	EPA 8260C	8-23-18	8-23-18	
Acetone	ND	5.0	EPA 8260C	8-23-18	8-23-18	
Iodomethane	ND	5.0	EPA 8260C	8-23-18	8-23-18	
Carbon Disulfide	0.23	0.20	EPA 8260C	8-23-18	8-23-18	
Methylene Chloride	ND	1.0	EPA 8260C	8-23-18	8-23-18	
(trans) 1,2-Dichloroethene	ND	0.20	EPA 8260C	8-23-18	8-23-18	
Methyl t-Butyl Ether	ND	0.20	EPA 8260C	8-23-18	8-23-18	
1,1-Dichloroethane	ND	0.20	EPA 8260C	8-23-18	8-23-18	
Vinyl Acetate	ND	1.0	EPA 8260C	8-23-18	8-23-18	
2,2-Dichloropropane	ND	0.20	EPA 8260C	8-23-18	8-23-18	
(cis) 1,2-Dichloroethene	ND	0.20	EPA 8260C	8-23-18	8-23-18	
2-Butanone	ND	5.0	EPA 8260C	8-23-18	8-23-18	
Bromochloromethane	ND	0.20	EPA 8260C	8-23-18	8-23-18	
Chloroform	ND	0.20	EPA 8260C	8-23-18	8-23-18	
1,1,1-Trichloroethane	ND	0.20	EPA 8260C	8-23-18	8-23-18	
Carbon Tetrachloride	ND	0.20	EPA 8260C	8-23-18	8-23-18	
1,1-Dichloropropene	ND	0.20	EPA 8260C	8-23-18	8-23-18	
Benzene	ND	0.20	EPA 8260C	8-23-18	8-23-18	
1,2-Dichloroethane	ND	0.20	EPA 8260C	8-23-18	8-23-18	
Trichloroethene	ND	0.20	EPA 8260C	8-23-18	8-23-18	
1,2-Dichloropropane	ND	0.20	EPA 8260C	8-23-18	8-23-18	
Dibromomethane	ND	0.20	EPA 8260C	8-23-18	8-23-18	
Bromodichloromethane	ND	0.20	EPA 8260C	8-23-18	8-23-18	
2-Chloroethyl Vinyl Ether	ND	1.0	EPA 8260C	8-23-18	8-23-18	
(cis) 1,3-Dichloropropene	ND	0.20	EPA 8260C	8-23-18	8-23-18	
Methyl Isobutyl Ketone	ND	2.0	EPA 8260C	8-23-18	8-23-18	
Toluene	ND	1.0	EPA 8260C	8-23-18	8-23-18	
(trans) 1,3-Dichloropropene	ND	0.20	EPA 8260C	8-23-18	8-23-18	



Date of Report: August 24, 2018
 Samples Submitted: August 22, 2018
 Laboratory Reference: 1808-228
 Project: 1353-014

VOLATILE ORGANICS EPA 8260C
 page 2 of 2

Analyte	Result	PQL	Method	Date Prepared	Date Analyzed	Flags
Client ID:	FB-02-GW-082118					
Laboratory ID:	08-228-06					
1,1,2-Trichloroethane	ND	0.20	EPA 8260C	8-23-18	8-23-18	
Tetrachloroethene	ND	0.20	EPA 8260C	8-23-18	8-23-18	
1,3-Dichloropropane	ND	0.20	EPA 8260C	8-23-18	8-23-18	
2-Hexanone	ND	2.0	EPA 8260C	8-23-18	8-23-18	
Dibromochloromethane	ND	0.20	EPA 8260C	8-23-18	8-23-18	
1,2-Dibromoethane	ND	0.20	EPA 8260C	8-23-18	8-23-18	
Chlorobenzene	ND	0.20	EPA 8260C	8-23-18	8-23-18	
1,1,1,2-Tetrachloroethane	ND	0.20	EPA 8260C	8-23-18	8-23-18	
Ethylbenzene	ND	0.20	EPA 8260C	8-23-18	8-23-18	
m,p-Xylene	ND	0.40	EPA 8260C	8-23-18	8-23-18	
o-Xylene	ND	0.20	EPA 8260C	8-23-18	8-23-18	
Styrene	ND	0.20	EPA 8260C	8-23-18	8-23-18	
Bromoform	ND	1.0	EPA 8260C	8-23-18	8-23-18	
Isopropylbenzene	ND	0.20	EPA 8260C	8-23-18	8-23-18	
Bromobenzene	ND	0.20	EPA 8260C	8-23-18	8-23-18	
1,1,2,2-Tetrachloroethane	ND	0.20	EPA 8260C	8-23-18	8-23-18	
1,2,3-Trichloropropane	ND	0.20	EPA 8260C	8-23-18	8-23-18	
n-Propylbenzene	ND	0.20	EPA 8260C	8-23-18	8-23-18	
2-Chlorotoluene	ND	0.20	EPA 8260C	8-23-18	8-23-18	
4-Chlorotoluene	ND	0.20	EPA 8260C	8-23-18	8-23-18	
1,3,5-Trimethylbenzene	ND	0.20	EPA 8260C	8-23-18	8-23-18	
tert-Butylbenzene	ND	0.20	EPA 8260C	8-23-18	8-23-18	
1,2,4-Trimethylbenzene	ND	0.20	EPA 8260C	8-23-18	8-23-18	
sec-Butylbenzene	ND	0.20	EPA 8260C	8-23-18	8-23-18	
1,3-Dichlorobenzene	ND	0.20	EPA 8260C	8-23-18	8-23-18	
p-Isopropyltoluene	ND	0.20	EPA 8260C	8-23-18	8-23-18	
1,4-Dichlorobenzene	ND	0.20	EPA 8260C	8-23-18	8-23-18	
1,2-Dichlorobenzene	ND	0.20	EPA 8260C	8-23-18	8-23-18	
n-Butylbenzene	ND	0.20	EPA 8260C	8-23-18	8-23-18	
1,2-Dibromo-3-chloropropane	ND	1.0	EPA 8260C	8-23-18	8-23-18	
1,2,4-Trichlorobenzene	ND	0.20	EPA 8260C	8-23-18	8-23-18	
Hexachlorobutadiene	ND	1.0	EPA 8260C	8-23-18	8-23-18	
Naphthalene	ND	1.0	EPA 8260C	8-23-18	8-23-18	
1,2,3-Trichlorobenzene	ND	0.26	EPA 8260C	8-23-18	8-23-18	
<i>Surrogate:</i>	<i>Percent Recovery</i>	<i>Control Limits</i>				
<i>Dibromofluoromethane</i>	88	75-127				
<i>Toluene-d8</i>	89	80-127				
<i>4-Bromofluorobenzene</i>	95	78-125				



Date of Report: August 24, 2018
 Samples Submitted: August 22, 2018
 Laboratory Reference: 1808-228
 Project: 1353-014

VOLATILE ORGANICS EPA 8260C
 page 1 of 2

Matrix: Water
 Units: ug/L

Analyte	Result	PQL	Method	Date Prepared	Date Analyzed	Flags
Client ID:	FB-03-GW-082118					
Laboratory ID:	08-228-08					
Dichlorodifluoromethane	ND	0.20	EPA 8260C	8-23-18	8-23-18	
Chloromethane	ND	1.0	EPA 8260C	8-23-18	8-23-18	
Vinyl Chloride	ND	0.20	EPA 8260C	8-23-18	8-23-18	
Bromomethane	ND	2.0	EPA 8260C	8-23-18	8-23-18	
Chloroethane	ND	1.0	EPA 8260C	8-23-18	8-23-18	
Trichlorofluoromethane	ND	0.20	EPA 8260C	8-23-18	8-23-18	
1,1-Dichloroethene	ND	0.20	EPA 8260C	8-23-18	8-23-18	
Acetone	ND	5.0	EPA 8260C	8-23-18	8-23-18	
Iodomethane	ND	5.0	EPA 8260C	8-23-18	8-23-18	
Carbon Disulfide	ND	0.20	EPA 8260C	8-23-18	8-23-18	
Methylene Chloride	ND	1.0	EPA 8260C	8-23-18	8-23-18	
(trans) 1,2-Dichloroethene	ND	0.20	EPA 8260C	8-23-18	8-23-18	
Methyl t-Butyl Ether	ND	0.20	EPA 8260C	8-23-18	8-23-18	
1,1-Dichloroethane	ND	0.20	EPA 8260C	8-23-18	8-23-18	
Vinyl Acetate	ND	1.0	EPA 8260C	8-23-18	8-23-18	
2,2-Dichloropropane	ND	0.20	EPA 8260C	8-23-18	8-23-18	
(cis) 1,2-Dichloroethene	ND	0.20	EPA 8260C	8-23-18	8-23-18	
2-Butanone	ND	5.0	EPA 8260C	8-23-18	8-23-18	
Bromochloromethane	ND	0.20	EPA 8260C	8-23-18	8-23-18	
Chloroform	ND	0.20	EPA 8260C	8-23-18	8-23-18	
1,1,1-Trichloroethane	ND	0.20	EPA 8260C	8-23-18	8-23-18	
Carbon Tetrachloride	ND	0.20	EPA 8260C	8-23-18	8-23-18	
1,1-Dichloropropene	ND	0.20	EPA 8260C	8-23-18	8-23-18	
Benzene	ND	0.20	EPA 8260C	8-23-18	8-23-18	
1,2-Dichloroethane	ND	0.20	EPA 8260C	8-23-18	8-23-18	
Trichloroethene	ND	0.20	EPA 8260C	8-23-18	8-23-18	
1,2-Dichloropropane	ND	0.20	EPA 8260C	8-23-18	8-23-18	
Dibromomethane	ND	0.20	EPA 8260C	8-23-18	8-23-18	
Bromodichloromethane	ND	0.20	EPA 8260C	8-23-18	8-23-18	
2-Chloroethyl Vinyl Ether	ND	1.0	EPA 8260C	8-23-18	8-23-18	
(cis) 1,3-Dichloropropene	ND	0.20	EPA 8260C	8-23-18	8-23-18	
Methyl Isobutyl Ketone	ND	2.0	EPA 8260C	8-23-18	8-23-18	
Toluene	ND	1.0	EPA 8260C	8-23-18	8-23-18	
(trans) 1,3-Dichloropropene	ND	0.20	EPA 8260C	8-23-18	8-23-18	



Date of Report: August 24, 2018
 Samples Submitted: August 22, 2018
 Laboratory Reference: 1808-228
 Project: 1353-014

VOLATILE ORGANICS EPA 8260C
 page 2 of 2

Analyte	Result	PQL	Method	Date Prepared	Date Analyzed	Flags
Client ID:	FB-03-GW-082118					
Laboratory ID:	08-228-08					
1,1,2-Trichloroethane	ND	0.20	EPA 8260C	8-23-18	8-23-18	
Tetrachloroethene	ND	0.20	EPA 8260C	8-23-18	8-23-18	
1,3-Dichloropropane	ND	0.20	EPA 8260C	8-23-18	8-23-18	
2-Hexanone	ND	2.0	EPA 8260C	8-23-18	8-23-18	
Dibromochloromethane	ND	0.20	EPA 8260C	8-23-18	8-23-18	
1,2-Dibromoethane	ND	0.20	EPA 8260C	8-23-18	8-23-18	
Chlorobenzene	ND	0.20	EPA 8260C	8-23-18	8-23-18	
1,1,1,2-Tetrachloroethane	ND	0.20	EPA 8260C	8-23-18	8-23-18	
Ethylbenzene	ND	0.20	EPA 8260C	8-23-18	8-23-18	
m,p-Xylene	ND	0.40	EPA 8260C	8-23-18	8-23-18	
o-Xylene	ND	0.20	EPA 8260C	8-23-18	8-23-18	
Styrene	ND	0.20	EPA 8260C	8-23-18	8-23-18	
Bromoform	ND	1.0	EPA 8260C	8-23-18	8-23-18	
Isopropylbenzene	ND	0.20	EPA 8260C	8-23-18	8-23-18	
Bromobenzene	ND	0.20	EPA 8260C	8-23-18	8-23-18	
1,1,2,2-Tetrachloroethane	ND	0.20	EPA 8260C	8-23-18	8-23-18	
1,2,3-Trichloropropane	ND	0.20	EPA 8260C	8-23-18	8-23-18	
n-Propylbenzene	ND	0.20	EPA 8260C	8-23-18	8-23-18	
2-Chlorotoluene	ND	0.20	EPA 8260C	8-23-18	8-23-18	
4-Chlorotoluene	ND	0.20	EPA 8260C	8-23-18	8-23-18	
1,3,5-Trimethylbenzene	ND	0.20	EPA 8260C	8-23-18	8-23-18	
tert-Butylbenzene	ND	0.20	EPA 8260C	8-23-18	8-23-18	
1,2,4-Trimethylbenzene	ND	0.20	EPA 8260C	8-23-18	8-23-18	
sec-Butylbenzene	ND	0.20	EPA 8260C	8-23-18	8-23-18	
1,3-Dichlorobenzene	ND	0.20	EPA 8260C	8-23-18	8-23-18	
p-Isopropyltoluene	ND	0.20	EPA 8260C	8-23-18	8-23-18	
1,4-Dichlorobenzene	ND	0.20	EPA 8260C	8-23-18	8-23-18	
1,2-Dichlorobenzene	ND	0.20	EPA 8260C	8-23-18	8-23-18	
n-Butylbenzene	ND	0.20	EPA 8260C	8-23-18	8-23-18	
1,2-Dibromo-3-chloropropane	ND	1.0	EPA 8260C	8-23-18	8-23-18	
1,2,4-Trichlorobenzene	ND	0.20	EPA 8260C	8-23-18	8-23-18	
Hexachlorobutadiene	ND	1.0	EPA 8260C	8-23-18	8-23-18	
Naphthalene	ND	1.0	EPA 8260C	8-23-18	8-23-18	
1,2,3-Trichlorobenzene	ND	0.26	EPA 8260C	8-23-18	8-23-18	
<i>Surrogate:</i>	<i>Percent Recovery</i>	<i>Control Limits</i>				
<i>Dibromofluoromethane</i>	<i>84</i>	<i>75-127</i>				
<i>Toluene-d8</i>	<i>88</i>	<i>80-127</i>				
<i>4-Bromofluorobenzene</i>	<i>92</i>	<i>78-125</i>				



Date of Report: August 24, 2018
 Samples Submitted: August 22, 2018
 Laboratory Reference: 1808-228
 Project: 1353-014

VOLATILE ORGANICS EPA 8260C
 page 1 of 2

Matrix: Water
 Units: ug/L

Analyte	Result	PQL	Method	Date Prepared	Date Analyzed	Flags
Client ID:	FB-04-GW-082118					
Laboratory ID:	08-228-11					
Dichlorodifluoromethane	ND	0.20	EPA 8260C	8-23-18	8-23-18	
Chloromethane	ND	1.0	EPA 8260C	8-23-18	8-23-18	
Vinyl Chloride	ND	0.20	EPA 8260C	8-23-18	8-23-18	
Bromomethane	ND	2.0	EPA 8260C	8-23-18	8-23-18	
Chloroethane	ND	1.0	EPA 8260C	8-23-18	8-23-18	
Trichlorofluoromethane	ND	0.20	EPA 8260C	8-23-18	8-23-18	
1,1-Dichloroethene	ND	0.20	EPA 8260C	8-23-18	8-23-18	
Acetone	ND	5.0	EPA 8260C	8-23-18	8-23-18	
Iodomethane	ND	5.0	EPA 8260C	8-23-18	8-23-18	
Carbon Disulfide	ND	0.20	EPA 8260C	8-23-18	8-23-18	
Methylene Chloride	ND	1.0	EPA 8260C	8-23-18	8-23-18	
(trans) 1,2-Dichloroethene	ND	0.20	EPA 8260C	8-23-18	8-23-18	
Methyl t-Butyl Ether	ND	0.20	EPA 8260C	8-23-18	8-23-18	
1,1-Dichloroethane	ND	0.20	EPA 8260C	8-23-18	8-23-18	
Vinyl Acetate	ND	1.0	EPA 8260C	8-23-18	8-23-18	
2,2-Dichloropropane	ND	0.20	EPA 8260C	8-23-18	8-23-18	
(cis) 1,2-Dichloroethene	ND	0.20	EPA 8260C	8-23-18	8-23-18	
2-Butanone	ND	5.0	EPA 8260C	8-23-18	8-23-18	
Bromochloromethane	ND	0.20	EPA 8260C	8-23-18	8-23-18	
Chloroform	ND	0.20	EPA 8260C	8-23-18	8-23-18	
1,1,1-Trichloroethane	ND	0.20	EPA 8260C	8-23-18	8-23-18	
Carbon Tetrachloride	ND	0.20	EPA 8260C	8-23-18	8-23-18	
1,1-Dichloropropene	ND	0.20	EPA 8260C	8-23-18	8-23-18	
Benzene	ND	0.20	EPA 8260C	8-23-18	8-23-18	
1,2-Dichloroethane	ND	0.20	EPA 8260C	8-23-18	8-23-18	
Trichloroethene	ND	0.20	EPA 8260C	8-23-18	8-23-18	
1,2-Dichloropropane	ND	0.20	EPA 8260C	8-23-18	8-23-18	
Dibromomethane	ND	0.20	EPA 8260C	8-23-18	8-23-18	
Bromodichloromethane	ND	0.20	EPA 8260C	8-23-18	8-23-18	
2-Chloroethyl Vinyl Ether	ND	1.0	EPA 8260C	8-23-18	8-23-18	
(cis) 1,3-Dichloropropene	ND	0.20	EPA 8260C	8-23-18	8-23-18	
Methyl Isobutyl Ketone	ND	2.0	EPA 8260C	8-23-18	8-23-18	
Toluene	ND	1.0	EPA 8260C	8-23-18	8-23-18	
(trans) 1,3-Dichloropropene	ND	0.20	EPA 8260C	8-23-18	8-23-18	



Date of Report: August 24, 2018
 Samples Submitted: August 22, 2018
 Laboratory Reference: 1808-228
 Project: 1353-014

VOLATILE ORGANICS EPA 8260C
 page 2 of 2

Analyte	Result	PQL	Method	Date Prepared	Date Analyzed	Flags
Client ID:	FB-04-GW-082118					
Laboratory ID:	08-228-11					
1,1,2-Trichloroethane	ND	0.20	EPA 8260C	8-23-18	8-23-18	
Tetrachloroethene	ND	0.20	EPA 8260C	8-23-18	8-23-18	
1,3-Dichloropropane	ND	0.20	EPA 8260C	8-23-18	8-23-18	
2-Hexanone	ND	2.0	EPA 8260C	8-23-18	8-23-18	
Dibromochloromethane	ND	0.20	EPA 8260C	8-23-18	8-23-18	
1,2-Dibromoethane	ND	0.20	EPA 8260C	8-23-18	8-23-18	
Chlorobenzene	ND	0.20	EPA 8260C	8-23-18	8-23-18	
1,1,1,2-Tetrachloroethane	ND	0.20	EPA 8260C	8-23-18	8-23-18	
Ethylbenzene	ND	0.20	EPA 8260C	8-23-18	8-23-18	
m,p-Xylene	ND	0.40	EPA 8260C	8-23-18	8-23-18	
o-Xylene	ND	0.20	EPA 8260C	8-23-18	8-23-18	
Styrene	ND	0.20	EPA 8260C	8-23-18	8-23-18	
Bromoform	ND	1.0	EPA 8260C	8-23-18	8-23-18	
Isopropylbenzene	ND	0.20	EPA 8260C	8-23-18	8-23-18	
Bromobenzene	ND	0.20	EPA 8260C	8-23-18	8-23-18	
1,1,2,2-Tetrachloroethane	ND	0.20	EPA 8260C	8-23-18	8-23-18	
1,2,3-Trichloropropane	ND	0.20	EPA 8260C	8-23-18	8-23-18	
n-Propylbenzene	ND	0.20	EPA 8260C	8-23-18	8-23-18	
2-Chlorotoluene	ND	0.20	EPA 8260C	8-23-18	8-23-18	
4-Chlorotoluene	ND	0.20	EPA 8260C	8-23-18	8-23-18	
1,3,5-Trimethylbenzene	ND	0.20	EPA 8260C	8-23-18	8-23-18	
tert-Butylbenzene	ND	0.20	EPA 8260C	8-23-18	8-23-18	
1,2,4-Trimethylbenzene	ND	0.20	EPA 8260C	8-23-18	8-23-18	
sec-Butylbenzene	ND	0.20	EPA 8260C	8-23-18	8-23-18	
1,3-Dichlorobenzene	ND	0.20	EPA 8260C	8-23-18	8-23-18	
p-Isopropyltoluene	ND	0.20	EPA 8260C	8-23-18	8-23-18	
1,4-Dichlorobenzene	ND	0.20	EPA 8260C	8-23-18	8-23-18	
1,2-Dichlorobenzene	ND	0.20	EPA 8260C	8-23-18	8-23-18	
n-Butylbenzene	ND	0.20	EPA 8260C	8-23-18	8-23-18	
1,2-Dibromo-3-chloropropane	ND	1.0	EPA 8260C	8-23-18	8-23-18	
1,2,4-Trichlorobenzene	ND	0.20	EPA 8260C	8-23-18	8-23-18	
Hexachlorobutadiene	ND	1.0	EPA 8260C	8-23-18	8-23-18	
Naphthalene	ND	1.0	EPA 8260C	8-23-18	8-23-18	
1,2,3-Trichlorobenzene	ND	0.26	EPA 8260C	8-23-18	8-23-18	
<i>Surrogate:</i>	<i>Percent Recovery</i>	<i>Control Limits</i>				
<i>Dibromofluoromethane</i>	89	75-127				
<i>Toluene-d8</i>	89	80-127				
<i>4-Bromofluorobenzene</i>	95	78-125				



Date of Report: August 24, 2018
 Samples Submitted: August 22, 2018
 Laboratory Reference: 1808-228
 Project: 1353-014

VOLATILE ORGANICS EPA 8260C
 page 1 of 2

Matrix: Water
 Units: ug/L

Analyte	Result	PQL	Method	Date Prepared	Date Analyzed	Flags
Client ID:	FB-05-GW-082118					
Laboratory ID:	08-228-14					
Dichlorodifluoromethane	ND	0.20	EPA 8260C	8-23-18	8-23-18	
Chloromethane	ND	1.0	EPA 8260C	8-23-18	8-23-18	
Vinyl Chloride	ND	0.20	EPA 8260C	8-23-18	8-23-18	
Bromomethane	ND	2.0	EPA 8260C	8-23-18	8-23-18	
Chloroethane	ND	1.0	EPA 8260C	8-23-18	8-23-18	
Trichlorofluoromethane	ND	0.20	EPA 8260C	8-23-18	8-23-18	
1,1-Dichloroethene	ND	0.20	EPA 8260C	8-23-18	8-23-18	
Acetone	ND	5.0	EPA 8260C	8-23-18	8-23-18	
Iodomethane	ND	5.0	EPA 8260C	8-23-18	8-23-18	
Carbon Disulfide	ND	0.20	EPA 8260C	8-23-18	8-23-18	
Methylene Chloride	ND	1.0	EPA 8260C	8-23-18	8-23-18	
(trans) 1,2-Dichloroethene	ND	0.20	EPA 8260C	8-23-18	8-23-18	
Methyl t-Butyl Ether	ND	0.20	EPA 8260C	8-23-18	8-23-18	
1,1-Dichloroethane	ND	0.20	EPA 8260C	8-23-18	8-23-18	
Vinyl Acetate	ND	1.0	EPA 8260C	8-23-18	8-23-18	
2,2-Dichloropropane	ND	0.20	EPA 8260C	8-23-18	8-23-18	
(cis) 1,2-Dichloroethene	ND	0.20	EPA 8260C	8-23-18	8-23-18	
2-Butanone	ND	5.0	EPA 8260C	8-23-18	8-23-18	
Bromochloromethane	ND	0.20	EPA 8260C	8-23-18	8-23-18	
Chloroform	ND	0.20	EPA 8260C	8-23-18	8-23-18	
1,1,1-Trichloroethane	ND	0.20	EPA 8260C	8-23-18	8-23-18	
Carbon Tetrachloride	ND	0.20	EPA 8260C	8-23-18	8-23-18	
1,1-Dichloropropene	ND	0.20	EPA 8260C	8-23-18	8-23-18	
Benzene	ND	0.20	EPA 8260C	8-23-18	8-23-18	
1,2-Dichloroethane	ND	0.20	EPA 8260C	8-23-18	8-23-18	
Trichloroethene	ND	0.20	EPA 8260C	8-23-18	8-23-18	
1,2-Dichloropropane	ND	0.20	EPA 8260C	8-23-18	8-23-18	
Dibromomethane	ND	0.20	EPA 8260C	8-23-18	8-23-18	
Bromodichloromethane	ND	0.20	EPA 8260C	8-23-18	8-23-18	
2-Chloroethyl Vinyl Ether	ND	1.0	EPA 8260C	8-23-18	8-23-18	
(cis) 1,3-Dichloropropene	ND	0.20	EPA 8260C	8-23-18	8-23-18	
Methyl Isobutyl Ketone	ND	2.0	EPA 8260C	8-23-18	8-23-18	
Toluene	ND	1.0	EPA 8260C	8-23-18	8-23-18	
(trans) 1,3-Dichloropropene	ND	0.20	EPA 8260C	8-23-18	8-23-18	



Date of Report: August 24, 2018
 Samples Submitted: August 22, 2018
 Laboratory Reference: 1808-228
 Project: 1353-014

VOLATILE ORGANICS EPA 8260C
 page 2 of 2

Analyte	Result	PQL	Method	Date Prepared	Date Analyzed	Flags
Client ID:	FB-05-GW-082118					
Laboratory ID:	08-228-14					
1,1,2-Trichloroethane	ND	0.20	EPA 8260C	8-23-18	8-23-18	
Tetrachloroethene	ND	0.20	EPA 8260C	8-23-18	8-23-18	
1,3-Dichloropropane	ND	0.20	EPA 8260C	8-23-18	8-23-18	
2-Hexanone	ND	2.0	EPA 8260C	8-23-18	8-23-18	
Dibromochloromethane	ND	0.20	EPA 8260C	8-23-18	8-23-18	
1,2-Dibromoethane	ND	0.20	EPA 8260C	8-23-18	8-23-18	
Chlorobenzene	ND	0.20	EPA 8260C	8-23-18	8-23-18	
1,1,1,2-Tetrachloroethane	ND	0.20	EPA 8260C	8-23-18	8-23-18	
Ethylbenzene	ND	0.20	EPA 8260C	8-23-18	8-23-18	
m,p-Xylene	ND	0.40	EPA 8260C	8-23-18	8-23-18	
o-Xylene	ND	0.20	EPA 8260C	8-23-18	8-23-18	
Styrene	ND	0.20	EPA 8260C	8-23-18	8-23-18	
Bromoform	ND	1.0	EPA 8260C	8-23-18	8-23-18	
Isopropylbenzene	ND	0.20	EPA 8260C	8-23-18	8-23-18	
Bromobenzene	ND	0.20	EPA 8260C	8-23-18	8-23-18	
1,1,2,2-Tetrachloroethane	ND	0.20	EPA 8260C	8-23-18	8-23-18	
1,2,3-Trichloropropane	ND	0.20	EPA 8260C	8-23-18	8-23-18	
n-Propylbenzene	ND	0.20	EPA 8260C	8-23-18	8-23-18	
2-Chlorotoluene	ND	0.20	EPA 8260C	8-23-18	8-23-18	
4-Chlorotoluene	ND	0.20	EPA 8260C	8-23-18	8-23-18	
1,3,5-Trimethylbenzene	ND	0.20	EPA 8260C	8-23-18	8-23-18	
tert-Butylbenzene	ND	0.20	EPA 8260C	8-23-18	8-23-18	
1,2,4-Trimethylbenzene	ND	0.20	EPA 8260C	8-23-18	8-23-18	
sec-Butylbenzene	ND	0.20	EPA 8260C	8-23-18	8-23-18	
1,3-Dichlorobenzene	ND	0.20	EPA 8260C	8-23-18	8-23-18	
p-Isopropyltoluene	ND	0.20	EPA 8260C	8-23-18	8-23-18	
1,4-Dichlorobenzene	ND	0.20	EPA 8260C	8-23-18	8-23-18	
1,2-Dichlorobenzene	ND	0.20	EPA 8260C	8-23-18	8-23-18	
n-Butylbenzene	ND	0.20	EPA 8260C	8-23-18	8-23-18	
1,2-Dibromo-3-chloropropane	ND	1.0	EPA 8260C	8-23-18	8-23-18	
1,2,4-Trichlorobenzene	ND	0.20	EPA 8260C	8-23-18	8-23-18	
Hexachlorobutadiene	ND	1.0	EPA 8260C	8-23-18	8-23-18	
Naphthalene	ND	1.0	EPA 8260C	8-23-18	8-23-18	
1,2,3-Trichlorobenzene	ND	0.26	EPA 8260C	8-23-18	8-23-18	
<i>Surrogate:</i>	<i>Percent Recovery</i>	<i>Control Limits</i>				
<i>Dibromofluoromethane</i>	<i>88</i>	<i>75-127</i>				
<i>Toluene-d8</i>	<i>87</i>	<i>80-127</i>				
<i>4-Bromofluorobenzene</i>	<i>94</i>	<i>78-125</i>				



Date of Report: August 24, 2018
 Samples Submitted: August 22, 2018
 Laboratory Reference: 1808-228
 Project: 1353-014

VOLATILE ORGANICS EPA 8260C
METHOD BLANK QUALITY CONTROL
 page 1 of 2

Matrix: Water
 Units: ug/L

Analyte	Result	PQL	Method	Date Prepared	Date Analyzed	Flags
Laboratory ID:	MB0823W1					
Dichlorodifluoromethane	ND	0.20	EPA 8260C	8-23-18	8-23-18	
Chloromethane	ND	1.0	EPA 8260C	8-23-18	8-23-18	
Vinyl Chloride	ND	0.20	EPA 8260C	8-23-18	8-23-18	
Bromomethane	ND	2.0	EPA 8260C	8-23-18	8-23-18	
Chloroethane	ND	1.0	EPA 8260C	8-23-18	8-23-18	
Trichlorofluoromethane	ND	0.20	EPA 8260C	8-23-18	8-23-18	
1,1-Dichloroethene	ND	0.20	EPA 8260C	8-23-18	8-23-18	
Acetone	ND	5.0	EPA 8260C	8-23-18	8-23-18	
Iodomethane	ND	5.0	EPA 8260C	8-23-18	8-23-18	
Carbon Disulfide	ND	0.20	EPA 8260C	8-23-18	8-23-18	
Methylene Chloride	ND	1.0	EPA 8260C	8-23-18	8-23-18	
(trans) 1,2-Dichloroethene	ND	0.20	EPA 8260C	8-23-18	8-23-18	
Methyl t-Butyl Ether	ND	0.20	EPA 8260C	8-23-18	8-23-18	
1,1-Dichloroethane	ND	0.20	EPA 8260C	8-23-18	8-23-18	
Vinyl Acetate	ND	1.0	EPA 8260C	8-23-18	8-23-18	
2,2-Dichloropropane	ND	0.20	EPA 8260C	8-23-18	8-23-18	
(cis) 1,2-Dichloroethene	ND	0.20	EPA 8260C	8-23-18	8-23-18	
2-Butanone	ND	5.0	EPA 8260C	8-23-18	8-23-18	
Bromochloromethane	ND	0.20	EPA 8260C	8-23-18	8-23-18	
Chloroform	ND	0.20	EPA 8260C	8-23-18	8-23-18	
1,1,1-Trichloroethane	ND	0.20	EPA 8260C	8-23-18	8-23-18	
Carbon Tetrachloride	ND	0.20	EPA 8260C	8-23-18	8-23-18	
1,1-Dichloropropene	ND	0.20	EPA 8260C	8-23-18	8-23-18	
Benzene	ND	0.20	EPA 8260C	8-23-18	8-23-18	
1,2-Dichloroethane	ND	0.20	EPA 8260C	8-23-18	8-23-18	
Trichloroethene	ND	0.20	EPA 8260C	8-23-18	8-23-18	
1,2-Dichloropropane	ND	0.20	EPA 8260C	8-23-18	8-23-18	
Dibromomethane	ND	0.20	EPA 8260C	8-23-18	8-23-18	
Bromodichloromethane	ND	0.20	EPA 8260C	8-23-18	8-23-18	
2-Chloroethyl Vinyl Ether	ND	1.0	EPA 8260C	8-23-18	8-23-18	
(cis) 1,3-Dichloropropene	ND	0.20	EPA 8260C	8-23-18	8-23-18	
Methyl Isobutyl Ketone	ND	2.0	EPA 8260C	8-23-18	8-23-18	
Toluene	ND	1.0	EPA 8260C	8-23-18	8-23-18	
(trans) 1,3-Dichloropropene	ND	0.20	EPA 8260C	8-23-18	8-23-18	



Date of Report: August 24, 2018
 Samples Submitted: August 22, 2018
 Laboratory Reference: 1808-228
 Project: 1353-014

VOLATILE ORGANICS EPA 8260C
METHOD BLANK QUALITY CONTROL
 page 2 of 2

Analyte	Result	PQL	Method	Date Prepared	Date Analyzed	Flags
Laboratory ID:		MB0823W1				
1,1,2-Trichloroethane	ND	0.20	EPA 8260C	8-23-18	8-23-18	
Tetrachloroethene	ND	0.20	EPA 8260C	8-23-18	8-23-18	
1,3-Dichloropropane	ND	0.20	EPA 8260C	8-23-18	8-23-18	
2-Hexanone	ND	2.0	EPA 8260C	8-23-18	8-23-18	
Dibromochloromethane	ND	0.20	EPA 8260C	8-23-18	8-23-18	
1,2-Dibromoethane	ND	0.20	EPA 8260C	8-23-18	8-23-18	
Chlorobenzene	ND	0.20	EPA 8260C	8-23-18	8-23-18	
1,1,1,2-Tetrachloroethane	ND	0.20	EPA 8260C	8-23-18	8-23-18	
Ethylbenzene	ND	0.20	EPA 8260C	8-23-18	8-23-18	
m,p-Xylene	ND	0.40	EPA 8260C	8-23-18	8-23-18	
o-Xylene	ND	0.20	EPA 8260C	8-23-18	8-23-18	
Styrene	ND	0.20	EPA 8260C	8-23-18	8-23-18	
Bromoform	ND	1.0	EPA 8260C	8-23-18	8-23-18	
Isopropylbenzene	ND	0.20	EPA 8260C	8-23-18	8-23-18	
Bromobenzene	ND	0.20	EPA 8260C	8-23-18	8-23-18	
1,1,2,2-Tetrachloroethane	ND	0.20	EPA 8260C	8-23-18	8-23-18	
1,2,3-Trichloropropane	ND	0.20	EPA 8260C	8-23-18	8-23-18	
n-Propylbenzene	ND	0.20	EPA 8260C	8-23-18	8-23-18	
2-Chlorotoluene	ND	0.20	EPA 8260C	8-23-18	8-23-18	
4-Chlorotoluene	ND	0.20	EPA 8260C	8-23-18	8-23-18	
1,3,5-Trimethylbenzene	ND	0.20	EPA 8260C	8-23-18	8-23-18	
tert-Butylbenzene	ND	0.20	EPA 8260C	8-23-18	8-23-18	
1,2,4-Trimethylbenzene	ND	0.20	EPA 8260C	8-23-18	8-23-18	
sec-Butylbenzene	ND	0.20	EPA 8260C	8-23-18	8-23-18	
1,3-Dichlorobenzene	ND	0.20	EPA 8260C	8-23-18	8-23-18	
p-Isopropyltoluene	ND	0.20	EPA 8260C	8-23-18	8-23-18	
1,4-Dichlorobenzene	ND	0.20	EPA 8260C	8-23-18	8-23-18	
1,2-Dichlorobenzene	ND	0.20	EPA 8260C	8-23-18	8-23-18	
n-Butylbenzene	ND	0.20	EPA 8260C	8-23-18	8-23-18	
1,2-Dibromo-3-chloropropane	ND	1.0	EPA 8260C	8-23-18	8-23-18	
1,2,4-Trichlorobenzene	ND	0.20	EPA 8260C	8-23-18	8-23-18	
Hexachlorobutadiene	ND	1.0	EPA 8260C	8-23-18	8-23-18	
Naphthalene	ND	1.0	EPA 8260C	8-23-18	8-23-18	
1,2,3-Trichlorobenzene	ND	0.26	EPA 8260C	8-23-18	8-23-18	
<i>Surrogate:</i>	<i>Percent Recovery</i>	<i>Control Limits</i>				
<i>Dibromofluoromethane</i>	<i>89</i>	<i>75-127</i>				
<i>Toluene-d8</i>	<i>89</i>	<i>80-127</i>				
<i>4-Bromofluorobenzene</i>	<i>97</i>	<i>78-125</i>				



Date of Report: August 24, 2018
 Samples Submitted: August 22, 2018
 Laboratory Reference: 1808-228
 Project: 1353-014

**VOLATILE ORGANICS EPA 8260C
 SB/SBD QUALITY CONTROL**

Matrix: Water
 Units: ug/L

Analyte	Result		Spike Level		Percent Recovery		Recovery	RPD		Flags
					SB	SBD	Limits	RPD	Limit	
SPIKE BLANKS										
Laboratory ID:	SB0823W1									
	SB	SBD	SB	SBD	SB	SBD				
1,1-Dichloroethene	10.8	10.2	10.0	10.0	108	102	62-129	6	15	
Benzene	10.6	9.90	10.0	10.0	106	99	77-127	7	15	
Trichloroethene	10.1	9.52	10.0	10.0	101	95	70-120	6	15	
Toluene	10.4	9.86	10.0	10.0	104	99	82-123	5	15	
Chlorobenzene	10.0	9.49	10.0	10.0	100	95	79-120	5	15	
<i>Surrogate:</i>										
<i>Dibromofluoromethane</i>					<i>89</i>	<i>90</i>	<i>75-127</i>			
<i>Toluene-d8</i>					<i>89</i>	<i>90</i>	<i>80-127</i>			
<i>4-Bromofluorobenzene</i>					<i>96</i>	<i>97</i>	<i>78-125</i>			



Date of Report: August 24, 2018
 Samples Submitted: August 22, 2018
 Laboratory Reference: 1808-228
 Project: 1353-014

PAHs EPA 8270D/SIM

Matrix: Soil
 Units: mg/Kg

Analyte	Result	PQL	Method	Date Prepared	Date Analyzed	Flags
Client ID:	FB-01-6.0					
Laboratory ID:	08-228-02					
Naphthalene	ND	0.0081	EPA 8270D/SIM	8-22-18	8-22-18	
2-Methylnaphthalene	ND	0.0081	EPA 8270D/SIM	8-22-18	8-22-18	
1-Methylnaphthalene	ND	0.0081	EPA 8270D/SIM	8-22-18	8-22-18	
Acenaphthylene	ND	0.0081	EPA 8270D/SIM	8-22-18	8-22-18	
Acenaphthene	ND	0.0081	EPA 8270D/SIM	8-22-18	8-22-18	
Fluorene	ND	0.0081	EPA 8270D/SIM	8-22-18	8-22-18	
Phenanthrene	ND	0.0081	EPA 8270D/SIM	8-22-18	8-22-18	
Anthracene	ND	0.0081	EPA 8270D/SIM	8-22-18	8-22-18	
Fluoranthene	ND	0.0081	EPA 8270D/SIM	8-22-18	8-22-18	
Pyrene	ND	0.0081	EPA 8270D/SIM	8-22-18	8-22-18	
Benzo[a]anthracene	ND	0.0081	EPA 8270D/SIM	8-22-18	8-22-18	
Chrysene	ND	0.0081	EPA 8270D/SIM	8-22-18	8-22-18	
Benzo[b]fluoranthene	ND	0.0081	EPA 8270D/SIM	8-22-18	8-22-18	
Benzo(j,k)fluoranthene	ND	0.0081	EPA 8270D/SIM	8-22-18	8-22-18	
Benzo[a]pyrene	ND	0.0081	EPA 8270D/SIM	8-22-18	8-22-18	
Indeno(1,2,3-c,d)pyrene	ND	0.0081	EPA 8270D/SIM	8-22-18	8-22-18	
Dibenz[a,h]anthracene	ND	0.0081	EPA 8270D/SIM	8-22-18	8-22-18	
Benzo[g,h,i]perylene	ND	0.0081	EPA 8270D/SIM	8-22-18	8-22-18	
<i>Surrogate:</i>	<i>Percent Recovery</i>	<i>Control Limits</i>				
<i>2-Fluorobiphenyl</i>	<i>71</i>	<i>40 - 117</i>				
<i>Pyrene-d10</i>	<i>78</i>	<i>38 - 119</i>				
<i>Terphenyl-d14</i>	<i>72</i>	<i>47 - 135</i>				



Date of Report: August 24, 2018
 Samples Submitted: August 22, 2018
 Laboratory Reference: 1808-228
 Project: 1353-014

PAHs EPA 8270D/SIM

Matrix: Soil
 Units: mg/Kg

Analyte	Result	PQL	Method	Date Prepared	Date Analyzed	Flags
Client ID:	FB-02-6.0					
Laboratory ID:	08-228-05					
Naphthalene	ND	0.0089	EPA 8270D/SIM	8-22-18	8-22-18	
2-Methylnaphthalene	ND	0.0089	EPA 8270D/SIM	8-22-18	8-22-18	
1-Methylnaphthalene	ND	0.0089	EPA 8270D/SIM	8-22-18	8-22-18	
Acenaphthylene	ND	0.0089	EPA 8270D/SIM	8-22-18	8-22-18	
Acenaphthene	ND	0.0089	EPA 8270D/SIM	8-22-18	8-22-18	
Fluorene	ND	0.0089	EPA 8270D/SIM	8-22-18	8-22-18	
Phenanthrene	ND	0.0089	EPA 8270D/SIM	8-22-18	8-22-18	
Anthracene	ND	0.0089	EPA 8270D/SIM	8-22-18	8-22-18	
Fluoranthene	ND	0.0089	EPA 8270D/SIM	8-22-18	8-22-18	
Pyrene	ND	0.0089	EPA 8270D/SIM	8-22-18	8-22-18	
Benzo[a]anthracene	ND	0.0089	EPA 8270D/SIM	8-22-18	8-22-18	
Chrysene	ND	0.0089	EPA 8270D/SIM	8-22-18	8-22-18	
Benzo[b]fluoranthene	ND	0.0089	EPA 8270D/SIM	8-22-18	8-22-18	
Benzo(j,k)fluoranthene	ND	0.0089	EPA 8270D/SIM	8-22-18	8-22-18	
Benzo[a]pyrene	ND	0.0089	EPA 8270D/SIM	8-22-18	8-22-18	
Indeno(1,2,3-c,d)pyrene	ND	0.0089	EPA 8270D/SIM	8-22-18	8-22-18	
Dibenz[a,h]anthracene	ND	0.0089	EPA 8270D/SIM	8-22-18	8-22-18	
Benzo[g,h,i]perylene	ND	0.0089	EPA 8270D/SIM	8-22-18	8-22-18	
<i>Surrogate:</i>	<i>Percent Recovery</i>	<i>Control Limits</i>				
<i>2-Fluorobiphenyl</i>	<i>80</i>	<i>40 - 117</i>				
<i>Pyrene-d10</i>	<i>82</i>	<i>38 - 119</i>				
<i>Terphenyl-d14</i>	<i>82</i>	<i>47 - 135</i>				



Date of Report: August 24, 2018
 Samples Submitted: August 22, 2018
 Laboratory Reference: 1808-228
 Project: 1353-014

PAHs EPA 8270D/SIM

Matrix: Soil
 Units: mg/Kg

Analyte	Result	PQL	Method	Date Prepared	Date Analyzed	Flags
Client ID:	FB-03-7.0					
Laboratory ID:	08-228-07					
Naphthalene	ND	0.0087	EPA 8270D/SIM	8-22-18	8-22-18	
2-Methylnaphthalene	ND	0.0087	EPA 8270D/SIM	8-22-18	8-22-18	
1-Methylnaphthalene	ND	0.0087	EPA 8270D/SIM	8-22-18	8-22-18	
Acenaphthylene	ND	0.0087	EPA 8270D/SIM	8-22-18	8-22-18	
Acenaphthene	ND	0.0087	EPA 8270D/SIM	8-22-18	8-22-18	
Fluorene	ND	0.0087	EPA 8270D/SIM	8-22-18	8-22-18	
Phenanthrene	ND	0.0087	EPA 8270D/SIM	8-22-18	8-22-18	
Anthracene	ND	0.0087	EPA 8270D/SIM	8-22-18	8-22-18	
Fluoranthene	ND	0.0087	EPA 8270D/SIM	8-22-18	8-22-18	
Pyrene	ND	0.0087	EPA 8270D/SIM	8-22-18	8-22-18	
Benzo[a]anthracene	ND	0.0087	EPA 8270D/SIM	8-22-18	8-22-18	
Chrysene	ND	0.0087	EPA 8270D/SIM	8-22-18	8-22-18	
Benzo[b]fluoranthene	ND	0.0087	EPA 8270D/SIM	8-22-18	8-22-18	
Benzo(j,k)fluoranthene	ND	0.0087	EPA 8270D/SIM	8-22-18	8-22-18	
Benzo[a]pyrene	ND	0.0087	EPA 8270D/SIM	8-22-18	8-22-18	
Indeno(1,2,3-c,d)pyrene	ND	0.0087	EPA 8270D/SIM	8-22-18	8-22-18	
Dibenz[a,h]anthracene	ND	0.0087	EPA 8270D/SIM	8-22-18	8-22-18	
Benzo[g,h,i]perylene	ND	0.0087	EPA 8270D/SIM	8-22-18	8-22-18	
<i>Surrogate:</i>	<i>Percent Recovery</i>	<i>Control Limits</i>				
<i>2-Fluorobiphenyl</i>	<i>76</i>	<i>40 - 117</i>				
<i>Pyrene-d10</i>	<i>86</i>	<i>38 - 119</i>				
<i>Terphenyl-d14</i>	<i>80</i>	<i>47 - 135</i>				



Date of Report: August 24, 2018
 Samples Submitted: August 22, 2018
 Laboratory Reference: 1808-228
 Project: 1353-014

PAHs EPA 8270D/SIM

Matrix: Soil
 Units: mg/Kg

Analyte	Result	PQL	Method	Date Prepared	Date Analyzed	Flags
Client ID:	FB-04-6.0					
Laboratory ID:	08-228-10					
Naphthalene	ND	0.0088	EPA 8270D/SIM	8-22-18	8-22-18	
2-Methylnaphthalene	ND	0.0088	EPA 8270D/SIM	8-22-18	8-22-18	
1-Methylnaphthalene	ND	0.0088	EPA 8270D/SIM	8-22-18	8-22-18	
Acenaphthylene	ND	0.0088	EPA 8270D/SIM	8-22-18	8-22-18	
Acenaphthene	ND	0.0088	EPA 8270D/SIM	8-22-18	8-22-18	
Fluorene	ND	0.0088	EPA 8270D/SIM	8-22-18	8-22-18	
Phenanthrene	ND	0.0088	EPA 8270D/SIM	8-22-18	8-22-18	
Anthracene	ND	0.0088	EPA 8270D/SIM	8-22-18	8-22-18	
Fluoranthene	ND	0.0088	EPA 8270D/SIM	8-22-18	8-22-18	
Pyrene	ND	0.0088	EPA 8270D/SIM	8-22-18	8-22-18	
Benzo[a]anthracene	ND	0.0088	EPA 8270D/SIM	8-22-18	8-22-18	
Chrysene	ND	0.0088	EPA 8270D/SIM	8-22-18	8-22-18	
Benzo[b]fluoranthene	ND	0.0088	EPA 8270D/SIM	8-22-18	8-22-18	
Benzo(j,k)fluoranthene	ND	0.0088	EPA 8270D/SIM	8-22-18	8-22-18	
Benzo[a]pyrene	ND	0.0088	EPA 8270D/SIM	8-22-18	8-22-18	
Indeno(1,2,3-c,d)pyrene	ND	0.0088	EPA 8270D/SIM	8-22-18	8-22-18	
Dibenz[a,h]anthracene	ND	0.0088	EPA 8270D/SIM	8-22-18	8-22-18	
Benzo[g,h,i]perylene	ND	0.0088	EPA 8270D/SIM	8-22-18	8-22-18	
<i>Surrogate:</i>	<i>Percent Recovery</i>	<i>Control Limits</i>				
<i>2-Fluorobiphenyl</i>	<i>70</i>	<i>40 - 117</i>				
<i>Pyrene-d10</i>	<i>84</i>	<i>38 - 119</i>				
<i>Terphenyl-d14</i>	<i>81</i>	<i>47 - 135</i>				



Date of Report: August 24, 2018
 Samples Submitted: August 22, 2018
 Laboratory Reference: 1808-228
 Project: 1353-014

PAHs EPA 8270D/SIM

Matrix: Soil
 Units: mg/Kg

Analyte	Result	PQL	Method	Date Prepared	Date Analyzed	Flags
Client ID:	FB-05-6.5					
Laboratory ID:	08-228-13					
Naphthalene	ND	0.011	EPA 8270D/SIM	8-22-18	8-22-18	
2-Methylnaphthalene	ND	0.011	EPA 8270D/SIM	8-22-18	8-22-18	
1-Methylnaphthalene	ND	0.011	EPA 8270D/SIM	8-22-18	8-22-18	
Acenaphthylene	ND	0.011	EPA 8270D/SIM	8-22-18	8-22-18	
Acenaphthene	ND	0.011	EPA 8270D/SIM	8-22-18	8-22-18	
Fluorene	ND	0.011	EPA 8270D/SIM	8-22-18	8-22-18	
Phenanthrene	ND	0.011	EPA 8270D/SIM	8-22-18	8-22-18	
Anthracene	ND	0.011	EPA 8270D/SIM	8-22-18	8-22-18	
Fluoranthene	ND	0.011	EPA 8270D/SIM	8-22-18	8-22-18	
Pyrene	ND	0.011	EPA 8270D/SIM	8-22-18	8-22-18	
Benzo[a]anthracene	ND	0.011	EPA 8270D/SIM	8-22-18	8-22-18	
Chrysene	ND	0.011	EPA 8270D/SIM	8-22-18	8-22-18	
Benzo[b]fluoranthene	ND	0.011	EPA 8270D/SIM	8-22-18	8-22-18	
Benzo(j,k)fluoranthene	ND	0.011	EPA 8270D/SIM	8-22-18	8-22-18	
Benzo[a]pyrene	ND	0.011	EPA 8270D/SIM	8-22-18	8-22-18	
Indeno(1,2,3-c,d)pyrene	ND	0.011	EPA 8270D/SIM	8-22-18	8-22-18	
Dibenz[a,h]anthracene	ND	0.011	EPA 8270D/SIM	8-22-18	8-22-18	
Benzo[g,h,i]perylene	ND	0.011	EPA 8270D/SIM	8-22-18	8-22-18	
<i>Surrogate:</i>	<i>Percent Recovery</i>	<i>Control Limits</i>				
<i>2-Fluorobiphenyl</i>	<i>85</i>	<i>40 - 117</i>				
<i>Pyrene-d10</i>	<i>93</i>	<i>38 - 119</i>				
<i>Terphenyl-d14</i>	<i>87</i>	<i>47 - 135</i>				



Date of Report: August 24, 2018
 Samples Submitted: August 22, 2018
 Laboratory Reference: 1808-228
 Project: 1353-014

**PAHs EPA 8270D/SIM
 METHOD BLANK QUALITY CONTROL**

Matrix: Soil
 Units: mg/Kg

Analyte	Result	PQL	Method	Date Prepared	Date Analyzed	Flags
Laboratory ID:	MB0822S2					
Naphthalene	ND	0.0067	EPA 8270D/SIM	8-22-18	8-22-18	
2-Methylnaphthalene	ND	0.0067	EPA 8270D/SIM	8-22-18	8-22-18	
1-Methylnaphthalene	ND	0.0067	EPA 8270D/SIM	8-22-18	8-22-18	
Acenaphthylene	ND	0.0067	EPA 8270D/SIM	8-22-18	8-22-18	
Acenaphthene	ND	0.0067	EPA 8270D/SIM	8-22-18	8-22-18	
Fluorene	ND	0.0067	EPA 8270D/SIM	8-22-18	8-22-18	
Phenanthrene	ND	0.0067	EPA 8270D/SIM	8-22-18	8-22-18	
Anthracene	ND	0.0067	EPA 8270D/SIM	8-22-18	8-22-18	
Fluoranthene	ND	0.0067	EPA 8270D/SIM	8-22-18	8-22-18	
Pyrene	ND	0.0067	EPA 8270D/SIM	8-22-18	8-22-18	
Benzo[a]anthracene	ND	0.0067	EPA 8270D/SIM	8-22-18	8-22-18	
Chrysene	ND	0.0067	EPA 8270D/SIM	8-22-18	8-22-18	
Benzo[b]fluoranthene	ND	0.0067	EPA 8270D/SIM	8-22-18	8-22-18	
Benzo(j,k)fluoranthene	ND	0.0067	EPA 8270D/SIM	8-22-18	8-22-18	
Benzo[a]pyrene	ND	0.0067	EPA 8270D/SIM	8-22-18	8-22-18	
Indeno(1,2,3-c,d)pyrene	ND	0.0067	EPA 8270D/SIM	8-22-18	8-22-18	
Dibenz[a,h]anthracene	ND	0.0067	EPA 8270D/SIM	8-22-18	8-22-18	
Benzo[g,h,i]perylene	ND	0.0067	EPA 8270D/SIM	8-22-18	8-22-18	
<i>Surrogate:</i>	<i>Percent Recovery</i>	<i>Control Limits</i>				
<i>2-Fluorobiphenyl</i>	<i>70</i>	<i>40 - 117</i>				
<i>Pyrene-d10</i>	<i>88</i>	<i>38 - 119</i>				
<i>Terphenyl-d14</i>	<i>86</i>	<i>47 - 135</i>				



Date of Report: August 24, 2018
 Samples Submitted: August 22, 2018
 Laboratory Reference: 1808-228
 Project: 1353-014

**PAHs EPA 8270D/SIM
 SB/SBD QUALITY CONTROL**

Matrix: Soil
 Units: mg/Kg

Analyte	Result		Spike Level		Percent Recovery		Recovery Limits	RPD	RPD Limit	Flags
	SB	SBD	SB	SBD	SB	SBD				
SPIKE BLANKS										
Laboratory ID:	SB0822S2									
Naphthalene	0.0748	0.0748	0.0833	0.0833	90	90	54 - 114	0	15	
Acenaphthylene	0.0801	0.0766	0.0833	0.0833	96	92	59 - 119	4	15	
Acenaphthene	0.0807	0.0781	0.0833	0.0833	97	94	58 - 117	3	15	
Fluorene	0.0809	0.0803	0.0833	0.0833	97	96	61 - 122	1	15	
Phenanthrene	0.0784	0.0795	0.0833	0.0833	94	95	58 - 121	1	15	
Anthracene	0.0802	0.0815	0.0833	0.0833	96	98	66 - 126	2	15	
Fluoranthene	0.0806	0.0812	0.0833	0.0833	97	97	62 - 126	1	15	
Pyrene	0.0809	0.0821	0.0833	0.0833	97	99	61 - 126	1	15	
Benzo[a]anthracene	0.0849	0.0844	0.0833	0.0833	102	101	64 - 132	1	15	
Chrysene	0.0797	0.0836	0.0833	0.0833	96	100	64 - 127	5	15	
Benzo[b]fluoranthene	0.0817	0.0798	0.0833	0.0833	98	96	57 - 128	2	15	
Benzo(j,k)fluoranthene	0.0794	0.0826	0.0833	0.0833	95	99	62 - 130	4	15	
Benzo[a]pyrene	0.0805	0.0814	0.0833	0.0833	97	98	62 - 125	1	15	
Indeno(1,2,3-c,d)pyrene	0.0806	0.0787	0.0833	0.0833	97	94	55 - 130	2	15	
Dibenz[a,h]anthracene	0.0801	0.0776	0.0833	0.0833	96	93	58 - 129	3	15	
Benzo[g,h,i]perylene	0.0795	0.0795	0.0833	0.0833	95	95	57 - 129	0	15	
<i>Surrogate:</i>										
2-Fluorobiphenyl					94	83	40 - 117			
Pyrene-d10					93	93	38 - 119			
Terphenyl-d14					86	86	47 - 135			



Date of Report: August 24, 2018
 Samples Submitted: August 22, 2018
 Laboratory Reference: 1808-228
 Project: 1353-014

PAHs EPA 8270D/SIM

Matrix: Water
 Units: ug/L

Analyte	Result	PQL	Method	Date Prepared	Date Analyzed	Flags
Client ID:	FB-01-GW-082118					
Laboratory ID:	08-228-03					
Naphthalene	ND	0.11	EPA 8270D/SIM	8-23-18	8-23-18	
2-Methylnaphthalene	ND	0.11	EPA 8270D/SIM	8-23-18	8-23-18	
1-Methylnaphthalene	ND	0.11	EPA 8270D/SIM	8-23-18	8-23-18	
Acenaphthylene	ND	0.11	EPA 8270D/SIM	8-23-18	8-23-18	
Acenaphthene	ND	0.11	EPA 8270D/SIM	8-23-18	8-23-18	
Fluorene	ND	0.11	EPA 8270D/SIM	8-23-18	8-23-18	
Phenanthrene	ND	0.11	EPA 8270D/SIM	8-23-18	8-23-18	
Anthracene	ND	0.11	EPA 8270D/SIM	8-23-18	8-23-18	
Fluoranthene	ND	0.11	EPA 8270D/SIM	8-23-18	8-23-18	
Pyrene	ND	0.11	EPA 8270D/SIM	8-23-18	8-23-18	
Benzo[a]anthracene	ND	0.011	EPA 8270D/SIM	8-23-18	8-23-18	
Chrysene	ND	0.011	EPA 8270D/SIM	8-23-18	8-23-18	
Benzo[b]fluoranthene	ND	0.011	EPA 8270D/SIM	8-23-18	8-23-18	
Benzo(j,k)fluoranthene	ND	0.011	EPA 8270D/SIM	8-23-18	8-23-18	
Benzo[a]pyrene	ND	0.011	EPA 8270D/SIM	8-23-18	8-23-18	
Indeno(1,2,3-c,d)pyrene	ND	0.011	EPA 8270D/SIM	8-23-18	8-23-18	
Dibenz[a,h]anthracene	ND	0.011	EPA 8270D/SIM	8-23-18	8-23-18	
Benzo[g,h,i]perylene	ND	0.011	EPA 8270D/SIM	8-23-18	8-23-18	
<i>Surrogate:</i>	<i>Percent Recovery</i>	<i>Control Limits</i>				
<i>2-Fluorobiphenyl</i>	63	21 - 110				
<i>Pyrene-d10</i>	71	19 - 111				
<i>Terphenyl-d14</i>	76	32 - 137				



Date of Report: August 24, 2018
 Samples Submitted: August 22, 2018
 Laboratory Reference: 1808-228
 Project: 1353-014

PAHs EPA 8270D/SIM

Matrix: Water
 Units: ug/L

Analyte	Result	PQL	Method	Date Prepared	Date Analyzed	Flags
Client ID:	FB-02-GW-082118					
Laboratory ID:	08-228-06					
Naphthalene	ND	0.11	EPA 8270D/SIM	8-23-18	8-24-18	
2-Methylnaphthalene	ND	0.11	EPA 8270D/SIM	8-23-18	8-24-18	
1-Methylnaphthalene	ND	0.11	EPA 8270D/SIM	8-23-18	8-24-18	
Acenaphthylene	ND	0.11	EPA 8270D/SIM	8-23-18	8-24-18	
Acenaphthene	ND	0.11	EPA 8270D/SIM	8-23-18	8-24-18	
Fluorene	ND	0.11	EPA 8270D/SIM	8-23-18	8-24-18	
Phenanthrene	0.16	0.11	EPA 8270D/SIM	8-23-18	8-24-18	
Anthracene	ND	0.11	EPA 8270D/SIM	8-23-18	8-24-18	
Fluoranthene	ND	0.11	EPA 8270D/SIM	8-23-18	8-24-18	
Pyrene	ND	0.11	EPA 8270D/SIM	8-23-18	8-24-18	
Benzo[a]anthracene	ND	0.011	EPA 8270D/SIM	8-23-18	8-24-18	
Chrysene	ND	0.011	EPA 8270D/SIM	8-23-18	8-24-18	
Benzo[b]fluoranthene	ND	0.011	EPA 8270D/SIM	8-23-18	8-24-18	
Benzo(j,k)fluoranthene	ND	0.011	EPA 8270D/SIM	8-23-18	8-24-18	
Benzo[a]pyrene	ND	0.011	EPA 8270D/SIM	8-23-18	8-24-18	
Indeno(1,2,3-c,d)pyrene	ND	0.011	EPA 8270D/SIM	8-23-18	8-24-18	
Dibenz[a,h]anthracene	ND	0.011	EPA 8270D/SIM	8-23-18	8-24-18	
Benzo[g,h,i]perylene	ND	0.011	EPA 8270D/SIM	8-23-18	8-24-18	
<i>Surrogate:</i>	<i>Percent Recovery</i>	<i>Control Limits</i>				
<i>2-Fluorobiphenyl</i>	<i>77</i>	<i>21 - 110</i>				
<i>Pyrene-d10</i>	<i>77</i>	<i>19 - 111</i>				
<i>Terphenyl-d14</i>	<i>91</i>	<i>32 - 137</i>				



Date of Report: August 24, 2018
 Samples Submitted: August 22, 2018
 Laboratory Reference: 1808-228
 Project: 1353-014

PAHs EPA 8270D/SIM

Matrix: Water
 Units: ug/L

Analyte	Result	PQL	Method	Date Prepared	Date Analyzed	Flags
Client ID:	FB-03-GW-082118					
Laboratory ID:	08-228-08					
Naphthalene	ND	0.11	EPA 8270D/SIM	8-23-18	8-24-18	
2-Methylnaphthalene	ND	0.11	EPA 8270D/SIM	8-23-18	8-24-18	
1-Methylnaphthalene	ND	0.11	EPA 8270D/SIM	8-23-18	8-24-18	
Acenaphthylene	ND	0.11	EPA 8270D/SIM	8-23-18	8-24-18	
Acenaphthene	ND	0.11	EPA 8270D/SIM	8-23-18	8-24-18	
Fluorene	ND	0.11	EPA 8270D/SIM	8-23-18	8-24-18	
Phenanthrene	ND	0.11	EPA 8270D/SIM	8-23-18	8-24-18	
Anthracene	ND	0.11	EPA 8270D/SIM	8-23-18	8-24-18	
Fluoranthene	ND	0.11	EPA 8270D/SIM	8-23-18	8-24-18	
Pyrene	ND	0.11	EPA 8270D/SIM	8-23-18	8-24-18	
Benzo[a]anthracene	ND	0.011	EPA 8270D/SIM	8-23-18	8-24-18	
Chrysene	ND	0.011	EPA 8270D/SIM	8-23-18	8-24-18	
Benzo[b]fluoranthene	ND	0.011	EPA 8270D/SIM	8-23-18	8-24-18	
Benzo(j,k)fluoranthene	ND	0.011	EPA 8270D/SIM	8-23-18	8-24-18	
Benzo[a]pyrene	ND	0.011	EPA 8270D/SIM	8-23-18	8-24-18	
Indeno(1,2,3-c,d)pyrene	ND	0.011	EPA 8270D/SIM	8-23-18	8-24-18	
Dibenz[a,h]anthracene	ND	0.011	EPA 8270D/SIM	8-23-18	8-24-18	
Benzo[g,h,i]perylene	ND	0.011	EPA 8270D/SIM	8-23-18	8-24-18	
<i>Surrogate:</i>	<i>Percent Recovery</i>	<i>Control Limits</i>				
<i>2-Fluorobiphenyl</i>	<i>70</i>	<i>21 - 110</i>				
<i>Pyrene-d10</i>	<i>87</i>	<i>19 - 111</i>				
<i>Terphenyl-d14</i>	<i>86</i>	<i>32 - 137</i>				



Date of Report: August 24, 2018
 Samples Submitted: August 22, 2018
 Laboratory Reference: 1808-228
 Project: 1353-014

PAHs EPA 8270D/SIM

Matrix: Water
 Units: ug/L

Analyte	Result	PQL	Method	Date Prepared	Date Analyzed	Flags
Client ID:	FB-04-GW-082118					
Laboratory ID:	08-228-11					
Naphthalene	ND	0.11	EPA 8270D/SIM	8-23-18	8-24-18	
2-Methylnaphthalene	ND	0.11	EPA 8270D/SIM	8-23-18	8-24-18	
1-Methylnaphthalene	ND	0.11	EPA 8270D/SIM	8-23-18	8-24-18	
Acenaphthylene	ND	0.11	EPA 8270D/SIM	8-23-18	8-24-18	
Acenaphthene	ND	0.11	EPA 8270D/SIM	8-23-18	8-24-18	
Fluorene	ND	0.11	EPA 8270D/SIM	8-23-18	8-24-18	
Phenanthrene	ND	0.11	EPA 8270D/SIM	8-23-18	8-24-18	
Anthracene	ND	0.11	EPA 8270D/SIM	8-23-18	8-24-18	
Fluoranthene	ND	0.11	EPA 8270D/SIM	8-23-18	8-24-18	
Pyrene	ND	0.11	EPA 8270D/SIM	8-23-18	8-24-18	
Benzo[a]anthracene	ND	0.011	EPA 8270D/SIM	8-23-18	8-24-18	
Chrysene	ND	0.011	EPA 8270D/SIM	8-23-18	8-24-18	
Benzo[b]fluoranthene	ND	0.011	EPA 8270D/SIM	8-23-18	8-24-18	
Benzo(j,k)fluoranthene	ND	0.011	EPA 8270D/SIM	8-23-18	8-24-18	
Benzo[a]pyrene	ND	0.011	EPA 8270D/SIM	8-23-18	8-24-18	
Indeno(1,2,3-c,d)pyrene	ND	0.011	EPA 8270D/SIM	8-23-18	8-24-18	
Dibenz[a,h]anthracene	ND	0.011	EPA 8270D/SIM	8-23-18	8-24-18	
Benzo[g,h,i]perylene	ND	0.011	EPA 8270D/SIM	8-23-18	8-24-18	
<i>Surrogate:</i>	<i>Percent Recovery</i>	<i>Control Limits</i>				
<i>2-Fluorobiphenyl</i>	<i>69</i>	<i>21 - 110</i>				
<i>Pyrene-d10</i>	<i>80</i>	<i>19 - 111</i>				
<i>Terphenyl-d14</i>	<i>82</i>	<i>32 - 137</i>				



Date of Report: August 24, 2018
 Samples Submitted: August 22, 2018
 Laboratory Reference: 1808-228
 Project: 1353-014

PAHs EPA 8270D/SIM

Matrix: Water
 Units: ug/L

Analyte	Result	PQL	Method	Date Prepared	Date Analyzed	Flags
Client ID:	FB-05-GW-082118					
Laboratory ID:	08-228-14					
Naphthalene	ND	0.11	EPA 8270D/SIM	8-23-18	8-24-18	
2-Methylnaphthalene	ND	0.11	EPA 8270D/SIM	8-23-18	8-24-18	
1-Methylnaphthalene	ND	0.11	EPA 8270D/SIM	8-23-18	8-24-18	
Acenaphthylene	ND	0.11	EPA 8270D/SIM	8-23-18	8-24-18	
Acenaphthene	ND	0.11	EPA 8270D/SIM	8-23-18	8-24-18	
Fluorene	ND	0.11	EPA 8270D/SIM	8-23-18	8-24-18	
Phenanthrene	ND	0.11	EPA 8270D/SIM	8-23-18	8-24-18	
Anthracene	ND	0.11	EPA 8270D/SIM	8-23-18	8-24-18	
Fluoranthene	ND	0.11	EPA 8270D/SIM	8-23-18	8-24-18	
Pyrene	ND	0.11	EPA 8270D/SIM	8-23-18	8-24-18	
Benzo[a]anthracene	ND	0.011	EPA 8270D/SIM	8-23-18	8-24-18	
Chrysene	ND	0.011	EPA 8270D/SIM	8-23-18	8-24-18	
Benzo[b]fluoranthene	ND	0.011	EPA 8270D/SIM	8-23-18	8-24-18	
Benzo(j,k)fluoranthene	ND	0.011	EPA 8270D/SIM	8-23-18	8-24-18	
Benzo[a]pyrene	ND	0.011	EPA 8270D/SIM	8-23-18	8-24-18	
Indeno(1,2,3-c,d)pyrene	ND	0.011	EPA 8270D/SIM	8-23-18	8-24-18	
Dibenz[a,h]anthracene	ND	0.011	EPA 8270D/SIM	8-23-18	8-24-18	
Benzo[g,h,i]perylene	ND	0.011	EPA 8270D/SIM	8-23-18	8-24-18	
<i>Surrogate:</i>	<i>Percent Recovery</i>	<i>Control Limits</i>				
<i>2-Fluorobiphenyl</i>	<i>77</i>	<i>21 - 110</i>				
<i>Pyrene-d10</i>	<i>79</i>	<i>19 - 111</i>				
<i>Terphenyl-d14</i>	<i>105</i>	<i>32 - 137</i>				



Date of Report: August 24, 2018
 Samples Submitted: August 22, 2018
 Laboratory Reference: 1808-228
 Project: 1353-014

**PAHs EPA 8270D/SIM
 METHOD BLANK QUALITY CONTROL**

Matrix: Water
 Units: ug/L

Analyte	Result	PQL	Method	Date Prepared	Date Analyzed	Flags
Laboratory ID:	MB0823W1					
Naphthalene	ND	0.10	EPA 8270D/SIM	8-23-18	8-23-18	
2-Methylnaphthalene	ND	0.10	EPA 8270D/SIM	8-23-18	8-23-18	
1-Methylnaphthalene	ND	0.10	EPA 8270D/SIM	8-23-18	8-23-18	
Acenaphthylene	ND	0.10	EPA 8270D/SIM	8-23-18	8-23-18	
Acenaphthene	ND	0.10	EPA 8270D/SIM	8-23-18	8-23-18	
Fluorene	ND	0.10	EPA 8270D/SIM	8-23-18	8-23-18	
Phenanthrene	ND	0.10	EPA 8270D/SIM	8-23-18	8-23-18	
Anthracene	ND	0.10	EPA 8270D/SIM	8-23-18	8-23-18	
Fluoranthene	ND	0.10	EPA 8270D/SIM	8-23-18	8-23-18	
Pyrene	ND	0.10	EPA 8270D/SIM	8-23-18	8-23-18	
Benzo[a]anthracene	ND	0.010	EPA 8270D/SIM	8-23-18	8-23-18	
Chrysene	ND	0.010	EPA 8270D/SIM	8-23-18	8-23-18	
Benzo[b]fluoranthene	ND	0.010	EPA 8270D/SIM	8-23-18	8-23-18	
Benzo(j,k)fluoranthene	ND	0.010	EPA 8270D/SIM	8-23-18	8-23-18	
Benzo[a]pyrene	ND	0.010	EPA 8270D/SIM	8-23-18	8-23-18	
Indeno(1,2,3-c,d)pyrene	ND	0.010	EPA 8270D/SIM	8-23-18	8-23-18	
Dibenz[a,h]anthracene	ND	0.010	EPA 8270D/SIM	8-23-18	8-23-18	
Benzo[g,h,i]perylene	ND	0.010	EPA 8270D/SIM	8-23-18	8-23-18	
<i>Surrogate:</i>	<i>Percent Recovery</i>	<i>Control Limits</i>				
<i>2-Fluorobiphenyl</i>	<i>74</i>	<i>21 - 110</i>				
<i>Pyrene-d10</i>	<i>90</i>	<i>19 - 111</i>				
<i>Terphenyl-d14</i>	<i>89</i>	<i>32 - 137</i>				



Date of Report: August 24, 2018
 Samples Submitted: August 22, 2018
 Laboratory Reference: 1808-228
 Project: 1353-014

**PAHs EPA 8270D/SIM
 SB/SBD QUALITY CONTROL**

Matrix: Water
 Units: ug/L

Analyte	Result		Spike Level		Percent Recovery		Recovery	RPD	RPD	Flags
					SB	SBD	Limits	Limit		
SPIKE BLANKS										
Laboratory ID:	SB0823W1									
	SB	SBD	SB	SBD	SB	SBD				
Naphthalene	0.362	0.441	0.500	0.500	72	88	28 - 109	20	38	
Acenaphthylene	0.392	0.452	0.500	0.500	78	90	37 - 111	14	26	
Acenaphthene	0.402	0.463	0.500	0.500	80	93	41 - 113	14	33	
Fluorene	0.433	0.492	0.500	0.500	87	98	47 - 114	13	23	
Phenanthrene	0.428	0.477	0.500	0.500	86	95	50 - 113	11	18	
Anthracene	0.434	0.481	0.500	0.500	87	96	50 - 117	10	18	
Fluoranthene	0.449	0.486	0.500	0.500	90	97	52 - 120	8	15	
Pyrene	0.455	0.507	0.500	0.500	91	101	51 - 128	11	31	
Benzo[a]anthracene	0.477	0.524	0.500	0.500	95	105	57 - 127	9	15	
Chrysene	0.467	0.499	0.500	0.500	93	100	51 - 120	7	15	
Benzo[b]fluoranthene	0.464	0.481	0.500	0.500	93	96	54 - 124	4	17	
Benzo(j,k)fluoranthene	0.463	0.514	0.500	0.500	93	103	50 - 127	10	18	
Benzo[a]pyrene	0.459	0.497	0.500	0.500	92	99	50 - 120	8	16	
Indeno(1,2,3-c,d)pyrene	0.460	0.485	0.500	0.500	92	97	46 - 132	5	20	
Dibenz[a,h]anthracene	0.451	0.486	0.500	0.500	90	97	49 - 129	7	18	
Benzo[g,h,i]perylene	0.444	0.481	0.500	0.500	89	96	45 - 130	8	19	
<i>Surrogate:</i>										
2-Fluorobiphenyl					64	79	21 - 110			
Pyrene-d10					86	92	19 - 111			
Terphenyl-d14					82	90	32 - 137			



Date of Report: August 24, 2018
Samples Submitted: August 22, 2018
Laboratory Reference: 1808-228
Project: 1353-014

% MOISTURE

Date Analyzed: 8-22-18

Client ID	Lab ID	% Moisture
FB-01-6.0	08-228-02	18
FB-02-6.0	08-228-05	25
FB-03-7.0	08-228-07	24
FB-04-6.0	08-228-10	24
FB-05-6.5	08-228-13	38





Data Qualifiers and Abbreviations

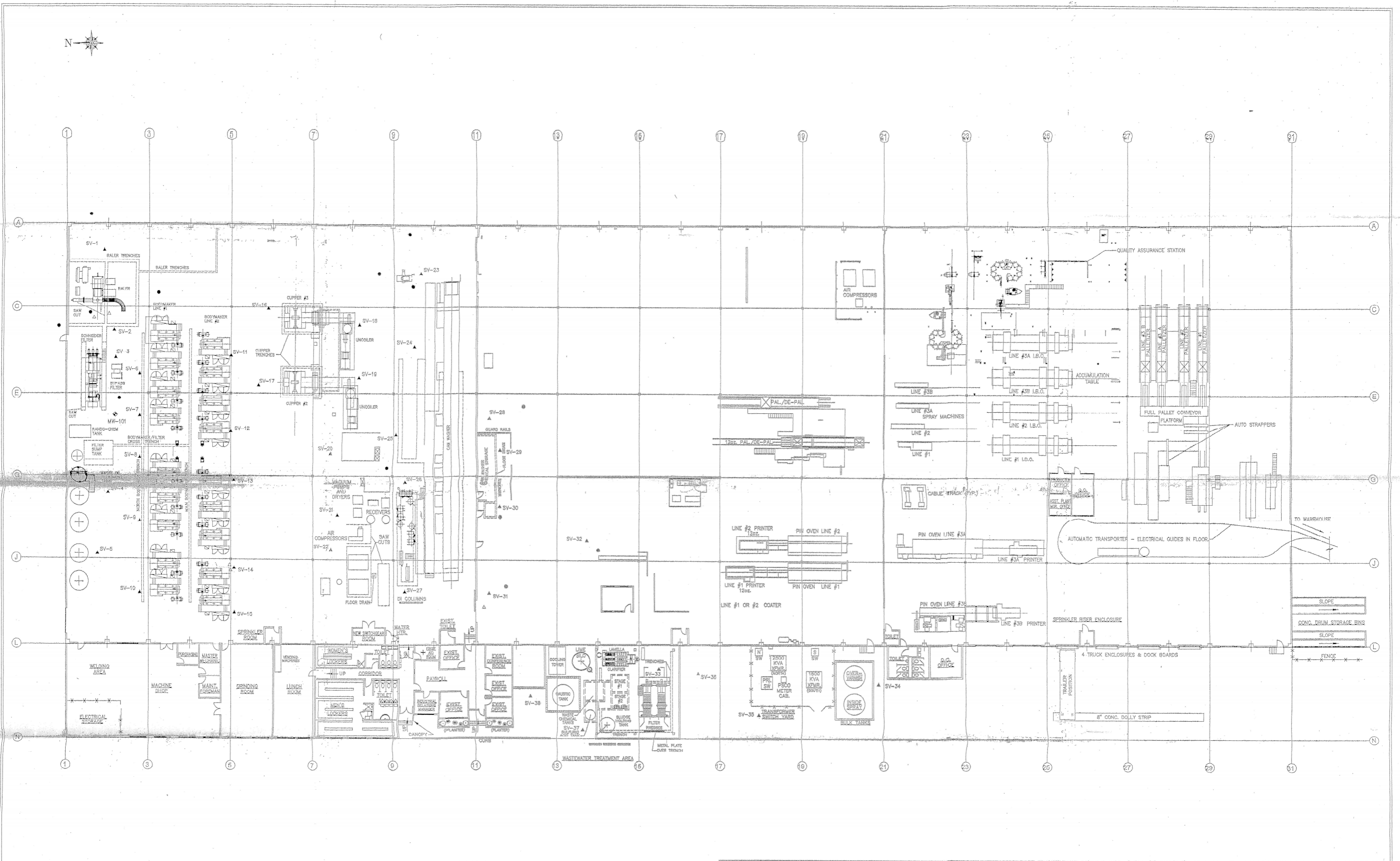
- A - Due to a high sample concentration, the amount spiked is insufficient for meaningful MS/MSD recovery data.
 - B - The analyte indicated was also found in the blank sample.
 - C - The duplicate RPD is outside control limits due to high result variability when analyte concentrations are within five times the quantitation limit.
 - E - The value reported exceeds the quantitation range and is an estimate.
 - F - Surrogate recovery data is not available due to the high concentration of coeluting target compounds.
 - H - The analyte indicated is a common laboratory solvent and may have been introduced during sample preparation, and be impacting the sample result.
 - I - Compound recovery is outside of the control limits.
 - J - The value reported was below the practical quantitation limit. The value is an estimate.
 - K - Sample duplicate RPD is outside control limits due to sample inhomogeneity. The sample was re-extracted and re-analyzed with similar results.
 - L - The RPD is outside of the control limits.
 - M - Hydrocarbons in the gasoline range are impacting the diesel range result.
 - M1 - Hydrocarbons in the gasoline range (toluene-naphthalene) are present in the sample.
 - N - Hydrocarbons in the lube oil range are impacting the diesel range result.
 - N1 - Hydrocarbons in diesel range are impacting lube oil range results.
 - O - Hydrocarbons indicative of heavier fuels are present in the sample and are impacting the gasoline result.
 - P - The RPD of the detected concentrations between the two columns is greater than 40.
 - Q - Surrogate recovery is outside of the control limits.
 - S - Surrogate recovery data is not available due to the necessary dilution of the sample.
 - T - The sample chromatogram is not similar to a typical _____.
 - U - The analyte was analyzed for, but was not detected above the reported sample quantitation limit.
 - U1 - The practical quantitation limit is elevated due to interferences present in the sample.
 - V - Matrix Spike/Matrix Spike Duplicate recoveries are outside control limits due to matrix effects.
 - W - Matrix Spike/Matrix Spike Duplicate RPD are outside control limits due to matrix effects.
 - X - Sample extract treated with a mercury cleanup procedure.
 - X1 - Sample extract treated with a sulfuric acid/silica gel cleanup procedure.
 - Y - The calibration verification for this analyte exceeded the 20% drift specified in method 8260C, and therefore the reported result should be considered an estimate. The overall performance of the calibration verification standard met the acceptance criteria of the method.
 - Z -
- ND - Not Detected at PQL
 PQL - Practical Quantitation Limit
 RPD - Relative Percent Difference





APPENDIX 9

Soil Gas Sample Location Maps and Analytical Results Table



- LEGEND:**
- ⊕ = GROUNDWATER MONITORING WELL
 - ▲ = SOIL VAPOR SAMPLE LOCATION
 - △ = REFUSAL, SOIL VAPOR SAMPLE
 - = PROPOSED SOIL SAMPLE LOCATION



Envision Environmental, Inc.
 11 Sleepy Hollow Court, Allentown, NJ 08501
 Phone: 609-208-1885 Fax: 609-208-1889

REXAM BEVERAGE CAN COMPANY
 1220 NORTH 2nd AVENUE
 KENT, WA 98032
 SOIL VAPOR SAMPLE LOCATIONS
 and
 PROPOSED SOIL BORINGS

Revisions:	Project No. 302.REX
	Date: 05/23/10
	Scale: As Shown
	Drawing No. FIGURE 2

SOUTH 228th STREET

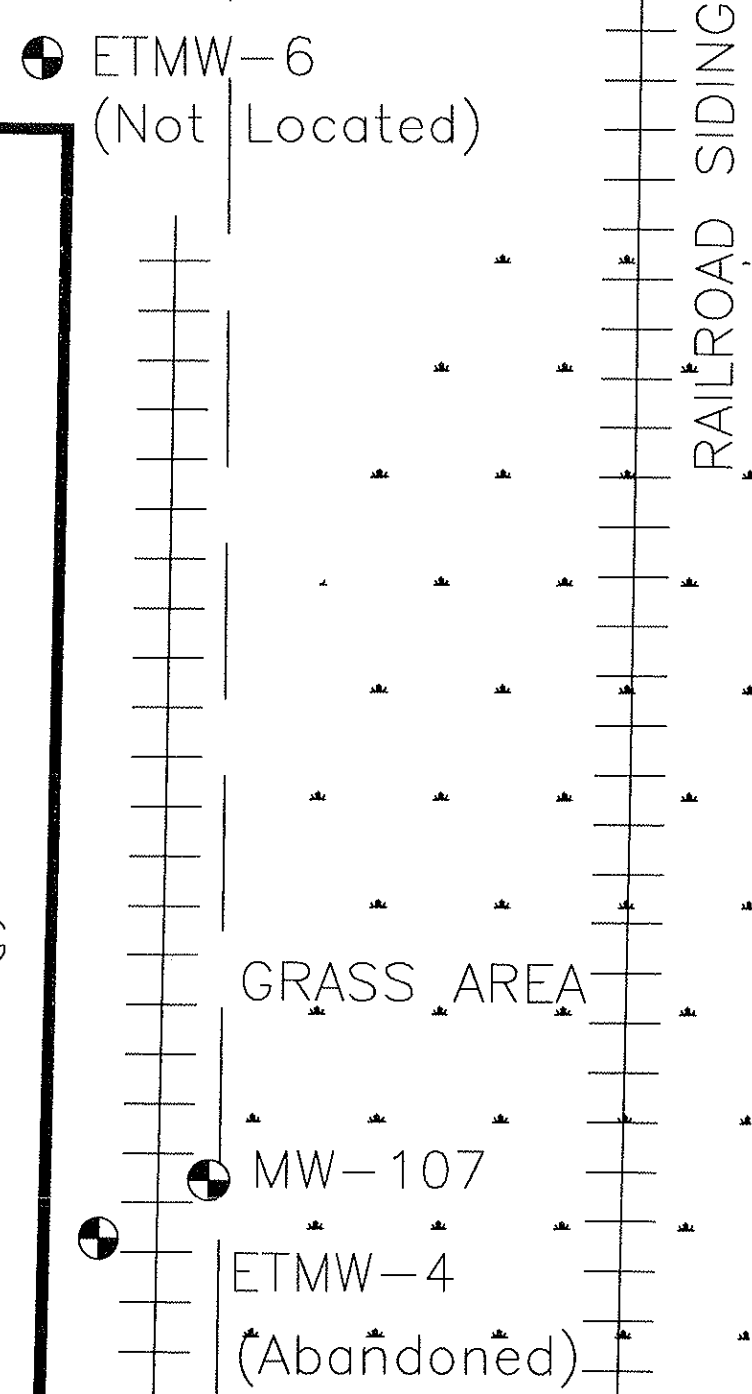
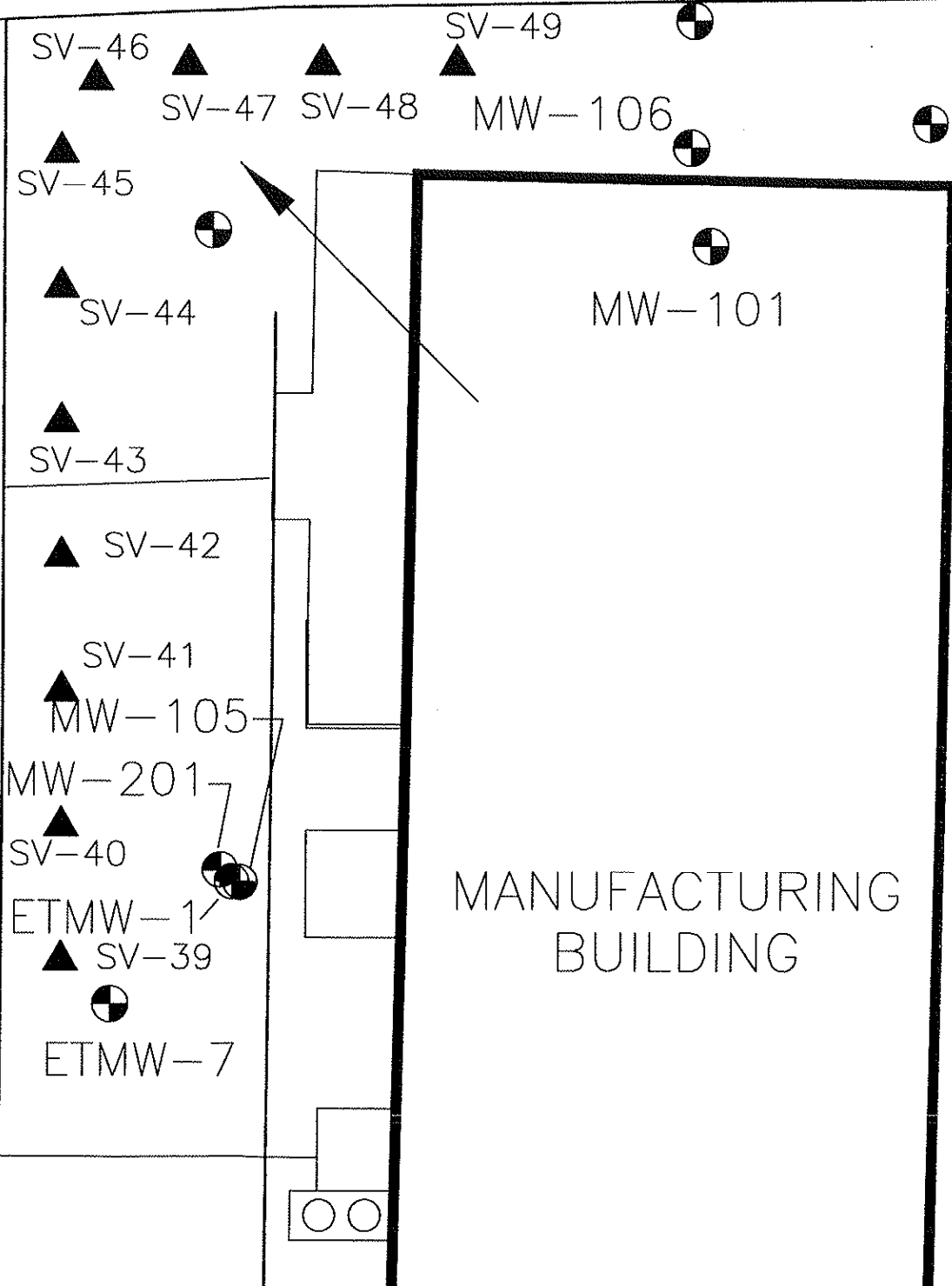
UNDERGROUND UTILITIES (APPROXIMATE) ETMW-5 (Abandoned)



APPROXIMATE SCALE IN FEET

2nd AVENUE NORTH

UNDERGROUND UTILITIES (APPROXIMATE)



NOTES:

UTILITIES, AND RAILROAD LINES SHOWN IN APPROXIMATE LOCATIONS.

LEGEND:

- = APPROXIMATE PROPERTY LINE
- ⊕ = GROUNDWATER MONITORING WELL
- MW = MONITORING WELL INSTALLED BY ENVISION
- ETMW = EARTHTECH MONITORING WELL
- SV-39 ▲ = PERIMETER SOIL VAPOR POINT
- ↖ = GROUNDWATER FLOW DIRECTION

Envision Environmental, Inc.
 11 Sleepy Hollow Court, Allentown, NJ 08501
 Phone: 609-208-1885 Fax: 609-208-1889

REXAM BEVERAGE CAN CO.
 1220 NORTH 2nd AVENUE
 KENT, WASHINGTON 98032
 PERIMETER SOIL
 VAPOR SAMPLE LOCATIONS

Revisions:

Project No. 302.REX
Date: 05/26/11
Scale: As Shown
Drawing No. FIGURE 3

Table 12
 Summary of Soil Gas Data
 April 2011
 REXAM BEVERAGE CAN COMPANY
 Kent, Washington

Sampling Point Date Sampled Type Parameters/units	Method C Subslab Soil Gas Screening Level $\mu\text{g}/\text{m}^3$ (updated April 6, 2015)	Reporting Limit $\mu\text{g}/\text{m}^3$	SV1	SV2	SV3	SV4	SV5	SV6	SV7
			4/11/2011	4/11/2011	4/11/2011	4/11/2011	4/11/2011	4/11/2011	4/11/2011
			sub-slab $\mu\text{g}/\text{m}^3$	sub-slab $\mu\text{g}/\text{m}^3$	sub-slab $\mu\text{g}/\text{m}^3$	sub-slab $\mu\text{g}/\text{m}^3$	sub-slab $\mu\text{g}/\text{m}^3$	sub-slab $\mu\text{g}/\text{m}^3$	sub-slab $\mu\text{g}/\text{m}^3$
VOCs ($\mu\text{g}/\text{m}^3$) Method 8260									
Dichlorodifluoromethane (Freon 12)	3,330	100	ND	ND	ND	ND	ND	ND	ND
Chloromethane	3,000	100	6,800	19,000	9,700	ND	300	30,000	ND
Vinyl chloride	93.3	100	15,000	14,000	6,200	ND	140	8,000	ND
Bromomethane	167.0	100	ND	ND	ND	ND	ND	ND	ND
Chloroethane (ethyl chloride)	NS	100	210,000	70,000	8,300	ND	2,700	49,000	180
Trichlorofluoromethane	23,300	100	ND	ND	ND	ND	ND	ND	ND
1,1-Dichloroethene	6,670	100	120,000	240,000	23,000	240	2,300	47,000	430
Methylene chloride	20,000	100	ND	ND	ND	ND	ND	ND	ND
Methyl-t-butyl ether (MTBE)	100,000	100	ND	ND	ND	ND	ND	ND	ND
trans-1,2-Dichloroethene	NS	100	600	ND	110	190	ND	ND	ND
1,1-Dichloroethane	521	100	6,500	1,400,000	120,000	350	5,100	52,000	430
cis-1,2-Dichloroethene	NS	100	5,500	330	1,700	180	280	230	ND
2,2-Dichloropropane	NS	100	ND	ND	ND	ND	ND	ND	ND
Chloroform	36.2	100	ND	ND	ND	ND	ND	ND	ND
Bromochloromethane	NS	100	ND	ND	ND	ND	ND	ND	ND
1,1,1-Trichloroethane	16,700	100	11,000	1,000,000	ND	ND	ND	ND	ND
1,2-Dichloroethane (EDC)	32.1	100	310	180	ND	ND	ND	ND	ND
1,1-Dichloropropene	NS	100	ND	ND	ND	ND	ND	ND	ND
Carbon tetrachloride	139	100	ND	ND	ND	ND	ND	ND	ND
Benzene	107	100	170	140	130	ND	ND	ND	ND
Trichloroethene	66.7	100	6,300	970	1,200	ND	ND	350	ND
1,2-Dichloropropane	83.3	100	ND	ND	ND	ND	ND	ND	ND
Dibromomethane	NS	100	ND	ND	ND	ND	ND	ND	ND
Bromodichloromethane	22.5	100	ND	ND	ND	ND	ND	ND	ND
cis-1,3-Dichloropropene	208	100	ND	ND	ND	ND	ND	ND	ND
Toluene	16,700	100	2,000	490	230	ND	ND	ND	ND
trans-1,3-Dichloropropene	208	100	ND	ND	ND	ND	ND	ND	ND
1,1,2-Trichloroethane	6.67	100	ND	120	ND	ND	ND	ND	ND
1,3-Dichloropropane	NS	100	ND	ND	ND	ND	ND	ND	ND
Dibromochloromethane	30.9	100	ND	ND	ND	ND	ND	ND	ND
Tetrachloroethene	1,330	100	2,800	830	700	270	ND	120	700
1,2-Dibromoethane (EDB)	1.39	100	ND	ND	ND	ND	ND	ND	ND
Chlorobenzene	1,670	100	ND	ND	ND	ND	ND	ND	ND
1,1,1,2-Tetrachloroethane	113	100	ND	ND	ND	ND	ND	ND	ND
Ethylbenzene	33,300	100	ND	ND	ND	140	ND	ND	ND
Xylenes	3,330	100	330	140	410	470	ND	ND	ND
Styrene	33,300	100	ND	ND	ND	ND	ND	ND	ND
Bromoform	758	100	ND	ND	ND	ND	ND	ND	ND
1,1,1,2,2-Tetrachloroethane	14.4	100	ND	ND	ND	ND	ND	ND	ND

Table 12
Summary of Soil Gas Data
April 2011
REXAM BEVERAGE CAN COMPANY
Kent, Washington

Sampling Point Date Sampled Type Parameters/units	Method C Subslab Soil Gas Screening Level $\mu\text{g}/\text{m}^3$ (updated April 6, 2015)	Reporting Limit $\mu\text{g}/\text{m}^3$	SV1	SV2	SV3	SV4	SV5	SV6	SV7
			4/11/2011	4/11/2011	4/11/2011	4/11/2011	4/11/2011	4/11/2011	4/11/2011
			sub-slab $\mu\text{g}/\text{m}^3$	sub-slab $\mu\text{g}/\text{m}^3$	sub-slab $\mu\text{g}/\text{m}^3$	sub-slab $\mu\text{g}/\text{m}^3$	sub-slab $\mu\text{g}/\text{m}^3$	sub-slab $\mu\text{g}/\text{m}^3$	sub-slab $\mu\text{g}/\text{m}^3$
Isopropylbenzene	13,300	100	ND	ND	ND	ND	ND	ND	ND
1,2,3-Trichloropropane	NS	100	ND	ND	ND	ND	ND	ND	ND
Bromobenzene	NS	100	ND	ND	ND	ND	ND	ND	ND
n-Propylbenzene	NS	100	ND	ND	ND	ND	ND	ND	ND
2-Chlorotoluene	NS	100	ND	ND	ND	ND	ND	ND	ND
4-Chlorotoluene	NS	100	ND	ND	ND	ND	ND	ND	ND
1,3,5-Trimethylbenzene	NS	100	110	ND	ND	ND	ND	ND	ND
tert-Butylbenzene	NS	100	ND	ND	ND	ND	ND	ND	ND
1,2,4-Trimethylbenzene	233	100	140	ND	ND	ND	ND	ND	ND
sec-Butylbenzene	NS	100	ND	ND	ND	ND	ND	ND	ND
1,3-Dichlorobenzene	NS	100	ND	ND	ND	ND	ND	ND	ND
1,4-Dichlorobenzene	75.8	100	ND	ND	ND	ND	ND	ND	ND
Isopropyltoluene	NS	100	ND	ND	ND	ND	ND	ND	ND
1,2-Dichlorobenzene	6,670	100	ND	ND	ND	ND	ND	ND	ND
n-Butylbenzene	NS	100	ND	ND	ND	ND	ND	ND	ND
1,2-Dibromo-3-chloropropane	NS	100	ND	ND	ND	ND	ND	ND	ND
1,2,4-Trichlorobenzene	66.7	100	ND	ND	ND	ND	ND	ND	ND
Naphthalene	24.5	100	ND	ND	ND	ND	ND	ND	ND
Hexachloro-1,3-butadiene	37.9	100	ND	ND	ND	ND	ND	ND	ND
1,2,3-Trichlorobenzene	NS	100	ND	ND	ND	ND	ND	ND	ND

Legend:

VOCs = Volatile Organic Compounds.

ND = Not detected above listed reporting limit.

Bolded values are detections.

Shaded values exceed Method C Subslab Soil Gas Screening Levels

$\mu\text{g}/\text{m}^3$ = micrograms per cubic meter of air.

NS = No standard.

Sub-slab samples collected beneath building footprint.

Exterior samples collected from beneath impervious surfaces outside building.

Table 12
Summary of Soil Gas Data
April 2011
REXAM BEVERAGE CAN COMPANY
Kent, Washington

Sampling Point Date Sampled Type Parameters/units	Method C Subslab Soil Gas Screening Level $\mu\text{g}/\text{m}^3$ (updated April 6, 2015)	Reporting Limit $\mu\text{g}/\text{m}^3$	SV8	SV9	SV10	SV11	SV12	SV13	SV14
			4/11/2011	4/11/2011	4/11/2011	4/11/2011	4/11/2011	4/11/2011	4/12/2011
			sub-slab $\mu\text{g}/\text{m}^3$	sub-slab $\mu\text{g}/\text{m}^3$	sub-slab $\mu\text{g}/\text{m}^3$	sub-slab $\mu\text{g}/\text{m}^3$	sub-slab $\mu\text{g}/\text{m}^3$	sub-slab $\mu\text{g}/\text{m}^3$	sub-slab $\mu\text{g}/\text{m}^3$
VOCs ($\mu\text{g}/\text{m}^3$) Method 8260									
Dichlorodifluoromethane (Freon 12)	3,330	100	ND	ND	ND	ND	ND	ND	ND
Chloromethane	3,000	100	ND	ND	2,600	160	ND	ND	ND
Vinyl chloride	93.3	100	ND	2,900	1,200	110	ND	ND	ND
Bromomethane	167.0	100	ND	ND	ND	ND	ND	ND	ND
Chloroethane (ethyl chloride)	NS	100	ND	2,000	6,000	ND	300	ND	ND
Trichlorofluoromethane	23,300	100	ND	ND	ND	ND	ND	ND	ND
1,1-Dichloroethene	6,670	100	ND	7,000	12,000	190	820	650	1,300
Methylene chloride	20,000	100	ND	ND	ND	ND	ND	ND	ND
Methyl-t-butyl ether (MTBE)	100,000	100	ND	ND	ND	ND	ND	ND	200
trans-1,2-Dichloroethene	NS	100	ND	280	ND	ND	ND	ND	ND
1,1-Dichloroethane	521	100	110	620	24,000	1,900	9,900	8,100	600
cis-1,2-Dichloroethene	NS	100	ND	580	680	ND	1,900	200	ND
2,2-Dichloropropane	NS	100	ND	ND	ND	ND	ND	ND	ND
Chloroform	36.2	100	ND	ND	ND	ND	ND	ND	ND
Bromochloromethane	NS	100	ND	ND	ND	ND	ND	ND	ND
1,1,1-Trichloroethane	16,700	100	ND	ND	ND	1,700	9,700	8,600	ND
1,2-Dichloroethane (EDC)	32.1	100	ND	ND	ND	ND	ND	ND	ND
1,1-Dichloropropene	NS	100	ND	ND	ND	ND	ND	ND	ND
Carbon tetrachloride	139	100	ND	ND	ND	ND	ND	ND	ND
Benzene	107	100	ND	ND	150	ND	ND	ND	100
Trichloroethene	66.7	100	ND	110	100	ND	320	160	ND
1,2-Dichloropropane	83.3	100	ND	ND	ND	ND	ND	ND	ND
Dibromomethane	NS	100	ND	ND	ND	ND	ND	ND	ND
Bromodichloromethane	22.5	100	ND	ND	ND	ND	ND	ND	ND
cis-1,3-Dichloropropene	208	100	ND	ND	ND	ND	ND	ND	ND
Toluene	16,700	100	ND	270	ND	ND	720	290	300
trans-1,3-Dichloropropene	208	100	ND	ND	ND	ND	ND	ND	ND
1,1,2-Trichloroethane	6.67	100	ND	ND	ND	ND	ND	ND	ND
1,3-Dichloropropane	NS	100	ND	ND	ND	ND	ND	ND	ND
Dibromochloromethane	30.9	100	ND	ND	ND	ND	ND	ND	ND
Tetrachloroethene	1,330	100	ND	ND	ND	110	1,200	620	300
1,2-Dibromoethane (EDB)	1.39	100	ND	ND	ND	ND	ND	ND	ND
Chlorobenzene	1,670	100	ND	ND	ND	ND	ND	ND	ND
1,1,1,2-Tetrachloroethane	113	100	ND	ND	ND	ND	ND	ND	ND
Ethylbenzene	33,300	100	ND	ND	ND	ND	120	ND	ND
Xylenes	3,330	100	ND	150	120	ND	680	260	100
Styrene	33,300	100	ND	ND	ND	ND	ND	ND	ND
Bromoform	758	100	ND	ND	ND	ND	ND	ND	ND
1,1,2,2-Tetrachloroethane	14.4	100	ND	ND	ND	ND	ND	ND	ND

Table 12
Summary of Soil Gas Data
April 2011
REXAM BEVERAGE CAN COMPANY
Kent, Washington

Sampling Point Date Sampled Type Parameters/units	Method C Subslab Soil Gas Screening Level $\mu\text{g}/\text{m}^3$ (updated April 6, 2015)	Reporting Limit $\mu\text{g}/\text{m}^3$	SV8	SV9	SV10	SV11	SV12	SV13	SV14
			4/11/2011	4/11/2011	4/11/2011	4/11/2011	4/11/2011	4/11/2011	4/12/2011
			sub-slab $\mu\text{g}/\text{m}^3$	sub-slab $\mu\text{g}/\text{m}^3$	sub-slab $\mu\text{g}/\text{m}^3$	sub-slab $\mu\text{g}/\text{m}^3$	sub-slab $\mu\text{g}/\text{m}^3$	sub-slab $\mu\text{g}/\text{m}^3$	sub-slab $\mu\text{g}/\text{m}^3$
Isopropylbenzene	13,300	100	ND	ND	ND	ND	ND	ND	ND
1,2,3-Trichloropropane	NS	100	ND	ND	ND	ND	ND	ND	ND
Bromobenzene	NS	100	ND	ND	ND	ND	ND	ND	ND
n-Propylbenzene	NS	100	ND	ND	ND	ND	ND	ND	ND
2-Chlorotoluene	NS	100	ND	ND	ND	ND	ND	ND	ND
4-Chlorotoluene	NS	100	ND	ND	ND	ND	ND	ND	ND
1,3,5-Trimethylbenzene	NS	100	ND	ND	ND	ND	ND	ND	ND
tert-Butylbenzene	NS	100	ND	ND	ND	ND	ND	ND	ND
1,2,4-Trimethylbenzene	233	100	ND	ND	ND	ND	ND	ND	ND
sec-Butylbenzene	NS	100	ND	ND	ND	ND	ND	ND	ND
1,3-Dichlorobenzene	NS	100	ND	ND	ND	ND	ND	ND	ND
1,4-Dichlorobenzene	75.8	100	ND	ND	ND	ND	ND	ND	ND
Isopropyltoluene	NS	100	ND	ND	ND	ND	ND	ND	ND
1,2-Dichlorobenzene	6,670	100	ND	ND	ND	ND	ND	ND	ND
n-Butylbenzene	NS	100	ND	ND	ND	ND	ND	ND	ND
1,2-Dibromo-3-chloropropane	NS	100	ND	ND	ND	ND	ND	ND	ND
1,2,4-Trichlorobenzene	66.7	100	ND	ND	ND	ND	ND	ND	ND
Naphthalene	24.5	100	ND	ND	ND	ND	ND	ND	ND
Hexachloro-1,3-butadiene	37.9	100	ND	ND	ND	ND	ND	ND	ND
1,2,3-Trichlorobenzene	NS	100	ND	ND	ND	ND	ND	ND	ND

Legend:

VOCs = Volatile Organic Compounds.

ND = Not detected above listed reporting limit.

Bolded values are detections.

Shaded values exceed Method C Subslab Soil Gas Screening Levels

$\mu\text{g}/\text{m}^3$ = micrograms per cubic meter of air.

NS = No standard.

Sub-slab samples collected beneath building footprint.

Exterior samples collected from beneath impervious surfaces outside building.

Table 12
Summary of Soil Gas Data
April 2011
REXAM BEVERAGE CAN COMPANY
Kent, Washington

Sampling Point Date Sampled Type Parameters/units	Method C Subslab Soil Gas Screening Level $\mu\text{g}/\text{m}^3$ (updated April 6, 2015)	Reporting Limit $\mu\text{g}/\text{m}^3$	SV14-DUP	SV15	SV16	SV17	SV18	SV19	SV20
			4/12/2011	4/11/2011	4/11/2011	4/11/2011	4/12/2011	4/12/2011	4/11/2011
			sub-slab $\mu\text{g}/\text{m}^3$	sub-slab $\mu\text{g}/\text{m}^3$	sub-slab $\mu\text{g}/\text{m}^3$	sub-slab $\mu\text{g}/\text{m}^3$	sub-slab $\mu\text{g}/\text{m}^3$	sub-slab $\mu\text{g}/\text{m}^3$	sub-slab $\mu\text{g}/\text{m}^3$
VOCs ($\mu\text{g}/\text{m}^3$) Method 8260									
Dichlorodifluoromethane (Freon 12)	3,330	100	ND	ND	ND	ND	ND	ND	ND
Chloromethane	3,000	100	ND	ND	ND	5,900	ND	ND	ND
Vinyl chloride	93.3	100	ND	310	ND	ND	300	200	3,100
Bromomethane	167.0	100	ND	ND	ND	ND	ND	ND	ND
Chloroethane (ethyl chloride)	NS	100	ND	ND	ND	190	ND	ND	1,500
Trichlorofluoromethane	23,300	100	ND	ND	ND	ND	ND	ND	ND
1,1-Dichloroethene	6,670	100	2,000	1,200	360	500	100	300	630
Methylene chloride	20,000	100	ND	ND	ND	ND	ND	ND	ND
Methyl-t-butyl ether (MTBE)	100,000	100	ND	ND	ND	ND	ND	ND	ND
trans-1,2-Dichloroethene	NS	100	ND	ND	ND	ND	ND	ND	ND
1,1-Dichloroethane	521	100	800	8,200	3,900	5,700	100	500	ND
cis-1,2-Dichloroethene	NS	100	ND	250	590	820	ND	400	ND
2,2-Dichloropropane	NS	100	ND	ND	ND	ND	ND	ND	ND
Chloroform	36.2	100	ND	ND	ND	ND	ND	ND	ND
Bromochloromethane	NS	100	ND	ND	ND	ND	ND	ND	ND
1,1,1-Trichloroethane	16,700	100	ND	11,000	3,500	4,900	ND	ND	830
1,2-Dichloroethane (EDC)	32.1	100	ND	ND	ND	ND	ND	ND	ND
1,1-Dichloropropene	NS	100	ND	ND	ND	ND	ND	ND	ND
Carbon tetrachloride	139	100	ND	ND	ND	ND	ND	ND	ND
Benzene	107	100	200	ND	ND	ND	ND	ND	ND
Trichloroethene	66.7	100	100	170	590	880	ND	100	ND
1,2-Dichloropropane	83.3	100	ND	ND	ND	ND	ND	ND	ND
Dibromomethane	NS	100	ND	ND	ND	ND	ND	ND	ND
Bromodichloromethane	22.5	100	ND	ND	ND	ND	ND	ND	ND
cis-1,3-Dichloropropene	208	100	ND	ND	ND	ND	ND	ND	ND
Toluene	16,700	100	300	210	180	250	ND	ND	140
trans-1,3-Dichloropropene	208	100	ND	ND	ND	ND	ND	ND	ND
1,1,2-Trichloroethane	6.67	100	ND	ND	ND	ND	ND	ND	ND
1,3-Dichloropropane	NS	100	ND	ND	ND	ND	ND	ND	ND
Dibromochloromethane	30.9	100	ND	ND	ND	ND	ND	ND	ND
Tetrachloroethene	1,330	100	300	500	3,400	4,400	ND	ND	150
1,2-Dibromoethane (EDB)	1.39	100	ND	ND	ND	ND	ND	ND	ND
Chlorobenzene	1,670	100	ND	ND	ND	ND	ND	ND	ND
1,1,1,2-Tetrachloroethane	113	100	ND	ND	ND	ND	ND	ND	ND
Ethylbenzene	33,300	100	ND	ND	ND	ND	ND	ND	ND
Xylenes	3,330	100	100	220	180	ND	ND	ND	190
Styrene	33,300	100	ND	ND	ND	ND	ND	ND	ND
Bromoform	758	100	ND	ND	ND	ND	ND	ND	ND
1,1,2,2-Tetrachloroethane	14.4	100	ND	ND	ND	ND	ND	ND	ND

Table 12
 Summary of Soil Gas Data
 April 2011
 REXAM BEVERAGE CAN COMPANY
 Kent, Washington

Sampling Point	Method C Subslab Soil Gas Screening Level $\mu\text{g}/\text{m}^3$ (updated April 6, 2015)	Reporting Limit $\mu\text{g}/\text{m}^3$	SV14-DUP	SV15	SV16	SV17	SV18	SV19	SV20
			4/12/2011	4/11/2011	4/11/2011	4/11/2011	4/12/2011	4/12/2011	4/11/2011
Date Sampled			sub-slab	sub-slab	sub-slab	sub-slab	sub-slab	sub-slab	sub-slab
Type			$\mu\text{g}/\text{m}^3$	$\mu\text{g}/\text{m}^3$	$\mu\text{g}/\text{m}^3$	$\mu\text{g}/\text{m}^3$	$\mu\text{g}/\text{m}^3$	$\mu\text{g}/\text{m}^3$	$\mu\text{g}/\text{m}^3$
Parameters/units			$\mu\text{g}/\text{m}^3$	$\mu\text{g}/\text{m}^3$	$\mu\text{g}/\text{m}^3$	$\mu\text{g}/\text{m}^3$	$\mu\text{g}/\text{m}^3$	$\mu\text{g}/\text{m}^3$	$\mu\text{g}/\text{m}^3$
Isopropylbenzene	13,300	100	ND	ND	ND	ND	ND	ND	ND
1,2,3-Trichloropropane	NS	100	ND	ND	ND	ND	ND	ND	ND
Bromobenzene	NS	100	ND	ND	ND	ND	ND	ND	ND
n-Propylbenzene	NS	100	ND	ND	ND	ND	ND	ND	ND
2-Chlorotoluene	NS	100	ND	ND	ND	ND	ND	ND	ND
4-Chlorotoluene	NS	100	ND	ND	ND	ND	ND	ND	ND
1,3,5-Trimethylbenzene	NS	100	ND	ND	ND	ND	ND	ND	ND
tert-Butylbenzene	NS	100	ND	ND	ND	ND	ND	ND	ND
1,2,4-Trimethylbenzene	233	100	ND	ND	ND	ND	ND	ND	ND
sec-Butylbenzene	NS	100	ND	ND	ND	ND	ND	ND	ND
1,3-Dichlorobenzene	NS	100	ND	ND	ND	ND	ND	ND	ND
1,4-Dichlorobenzene	75.8	100	ND	ND	ND	ND	ND	ND	ND
Isopropyltoluene	NS	100	ND	ND	ND	ND	ND	ND	ND
1,2-Dichlorobenzene	6,670	100	ND	ND	ND	ND	ND	ND	ND
n-Butylbenzene	NS	100	ND	ND	ND	ND	ND	ND	ND
1,2-Dibromo-3-chloropropane	NS	100	ND	ND	ND	ND	ND	ND	ND
1,2,4-Trichlorobenzene	66.7	100	ND	ND	ND	ND	ND	ND	ND
Naphthalene	24.5	100	ND	ND	ND	ND	ND	ND	ND
Hexachloro-1,3-butadiene	37.9	100	ND	ND	ND	ND	ND	ND	ND
1,2,3-Trichlorobenzene	NS	100	ND	ND	ND	ND	ND	ND	ND

Legend:

VOCs = Volatile Organic Compounds.

ND = Not detected above listed reporting limit.

Bolded values are detections.

Shaded values exceed Method C Subslab Soil Gas Screening Levels

$\mu\text{g}/\text{m}^3$ = micrograms per cubic meter of air.

NS = No standard.

Sub-slab samples collected beneath building footprint.

Exterior samples collected from beneath impervious surfaces outside building.

Table 12
Summary of Soil Gas Data
April 2011
REXAM BEVERAGE CAN COMPANY
Kent, Washington

Sampling Point Date Sampled Type Parameters/units	Method C Subslab Soil Gas Screening Level $\mu\text{g}/\text{m}^3$ (updated April 6, 2015)	Reporting Limit $\mu\text{g}/\text{m}^3$	SV21	SV22	SV22-DUP	SV23	SV24	SV25	SV26
			4/12/2011	4/12/2011	4/12/2011	4/12/2011	4/12/2011	4/12/2011	4/12/2011
			sub-slab $\mu\text{g}/\text{m}^3$	sub-slab $\mu\text{g}/\text{m}^3$	sub-slab $\mu\text{g}/\text{m}^3$	sub-slab $\mu\text{g}/\text{m}^3$	sub-slab $\mu\text{g}/\text{m}^3$	sub-slab $\mu\text{g}/\text{m}^3$	sub-slab $\mu\text{g}/\text{m}^3$
VOCs ($\mu\text{g}/\text{m}^3$) Method 8260									
Dichlorodifluoromethane (Freon 12)	3,330	100	ND	ND	ND	ND	ND	ND	ND
Chloromethane	3,000	100	ND	ND	ND	ND	ND	ND	ND
Vinyl chloride	93.3	100	15,000	3,200	2,600	2,400	8,800	4,000	800
Bromomethane	167.0	100	ND	ND	ND	ND	ND	ND	ND
Chloroethane (ethyl chloride)	NS	100	ND	1,100	ND	ND	1,400	ND	ND
Trichlorofluoromethane	23,300	100	ND	ND	ND	ND	ND	ND	ND
1,1-Dichloroethene	6,670	100	800	3,100	3,100	270,000	16,000	15,000	3,200
Methylene chloride	20,000	100	ND	ND	ND	ND	ND	ND	ND
Methyl-t-butyl ether (MTBE)	100,000	100	ND	200	ND	ND	200	ND	ND
trans-1,2-Dichloroethene	NS	100	ND	ND	ND	ND	ND	ND	ND
1,1-Dichloroethane	521	100	200	1,300	1,300	5,400	300	13,000	1,500
cis-1,2-Dichloroethene	NS	100	ND	200	200	100	ND	ND	ND
2,2-Dichloropropane	NS	100	ND	ND	ND	ND	ND	ND	ND
Chloroform	36.2	100	ND	ND	ND	ND	ND	ND	ND
Bromochloromethane	NS	100	ND	ND	ND	ND	ND	ND	ND
1,1,1-Trichloroethane	16,700	100	ND	ND	ND	ND	ND	ND	ND
1,2-Dichloroethane (EDC)	32.1	100	ND	ND	ND	ND	ND	ND	ND
1,1-Dichloropropene	NS	100	ND	ND	ND	ND	ND	ND	ND
Carbon tetrachloride	139	100	ND	ND	ND	ND	ND	ND	ND
Benzene	107	100	ND	ND	ND	ND	ND	ND	ND
Trichloroethene	66.7	100	ND	ND	ND	ND	ND	ND	ND
1,2-Dichloropropane	83.3	100	ND	ND	ND	ND	ND	ND	ND
Dibromomethane	NS	100	ND	ND	ND	ND	ND	ND	ND
Bromodichloromethane	22.5	100	ND	ND	ND	ND	ND	ND	ND
cis-1,3-Dichloropropene	208	100	ND	ND	ND	ND	ND	ND	ND
Toluene	16,700	100	ND	ND	ND	ND	ND	ND	ND
trans-1,3-Dichloropropene	208	100	ND	ND	ND	ND	ND	ND	ND
1,1,2-Trichloroethane	6.67	100	ND	ND	ND	ND	ND	ND	ND
1,3-Dichloropropane	NS	100	ND	ND	ND	ND	ND	ND	ND
Dibromochloromethane	30.9	100	ND	ND	ND	ND	ND	ND	ND
Tetrachloroethene	1,330	100	ND	ND	ND	ND	ND	ND	ND
1,2-Dibromoethane (EDB)	1.39	100	ND	ND	ND	ND	ND	ND	ND
Chlorobenzene	1,670	100	ND	ND	ND	ND	ND	ND	ND
1,1,1,2-Tetrachloroethane	113	100	ND	ND	ND	ND	ND	ND	ND
Ethylbenzene	33,300	100	ND	ND	ND	ND	ND	ND	ND
Xylenes	3,330	100	ND	ND	ND	ND	ND	ND	ND
Styrene	33,300	100	ND	ND	ND	ND	ND	ND	ND
Bromoform	758	100	ND	ND	ND	ND	ND	ND	ND
1,1,1,2,2-Tetrachloroethane	14.4	100	ND	ND	ND	ND	ND	ND	ND

Table 12
Summary of Soil Gas Data
April 2011
REXAM BEVERAGE CAN COMPANY
Kent, Washington

Sampling Point Date Sampled Type Parameters/units	Method C Subslab Soil Gas Screening Level $\mu\text{g}/\text{m}^3$ (updated April 6, 2015)	Reporting Limit $\mu\text{g}/\text{m}^3$	SV21	SV22	SV22-DUP	SV23	SV24	SV25	SV26
			4/12/2011	4/12/2011	4/12/2011	4/12/2011	4/12/2011	4/12/2011	4/12/2011
			sub-slab $\mu\text{g}/\text{m}^3$	sub-slab $\mu\text{g}/\text{m}^3$	sub-slab $\mu\text{g}/\text{m}^3$	sub-slab $\mu\text{g}/\text{m}^3$	sub-slab $\mu\text{g}/\text{m}^3$	sub-slab $\mu\text{g}/\text{m}^3$	sub-slab $\mu\text{g}/\text{m}^3$
Isopropylbenzene	13,300	100	ND	ND	ND	ND	ND	ND	ND
1,2,3-Trichloropropane	NS	100	ND	ND	ND	ND	ND	ND	ND
Bromobenzene	NS	100	ND	ND	ND	ND	ND	ND	ND
n-Propylbenzene	NS	100	ND	ND	ND	ND	ND	ND	ND
2-Chlorotoluene	NS	100	ND	ND	ND	ND	ND	ND	ND
4-Chlorotoluene	NS	100	ND	ND	ND	ND	ND	ND	ND
1,3,5-Trimethylbenzene	NS	100	ND	ND	ND	ND	ND	ND	ND
tert-Butylbenzene	NS	100	ND	ND	ND	ND	ND	ND	ND
1,2,4-Trimethylbenzene	233	100	ND	ND	ND	ND	ND	ND	ND
sec-Butylbenzene	NS	100	ND	ND	ND	ND	ND	ND	ND
1,3-Dichlorobenzene	NS	100	ND	ND	ND	ND	ND	ND	ND
1,4-Dichlorobenzene	75.8	100	ND	ND	ND	ND	ND	ND	ND
Isopropyltoluene	NS	100	ND	ND	ND	ND	ND	ND	ND
1,2-Dichlorobenzene	6,670	100	ND	ND	ND	ND	ND	ND	ND
n-Butylbenzene	NS	100	ND	ND	ND	ND	ND	ND	ND
1,2-Dibromo-3-chloropropane	NS	100	ND	ND	ND	ND	ND	ND	ND
1,2,4-Trichlorobenzene	66.7	100	ND	ND	ND	ND	ND	ND	ND
Naphthalene	24.5	100	ND	ND	ND	ND	ND	ND	ND
Hexachloro-1,3-butadiene	37.9	100	ND	ND	ND	ND	ND	ND	ND
1,2,3-Trichlorobenzene	NS	100	ND	ND	ND	ND	ND	ND	ND

Legend:

VOCs = Volatile Organic Compounds.

ND = Not detected above listed reporting limit.

Bolded values are detections.

Shaded values exceed Method C Subslab Soil Gas Screening Levels

$\mu\text{g}/\text{m}^3$ = micrograms per cubic meter of air.

NS = No standard.

Sub-slab samples collected beneath building footprint.

Exterior samples collected from beneath impervious surfaces outside building.

Table 12
Summary of Soil Gas Data
April 2011
REXAM BEVERAGE CAN COMPANY
Kent, Washington

Sampling Point	Method C Subslab Soil Gas Screening Level $\mu\text{g}/\text{m}^3$ (updated April 6, 2015)	Reporting Limit $\mu\text{g}/\text{m}^3$	SV27	SV28	SV29	SV30	SV31	SV32	SV33	SV34
			4/11/2011	4/12/2011	4/12/2011	4/12/2011	4/12/2011	4/12/2011	4/12/2011	4/12/2011
			sub-slab $\mu\text{g}/\text{m}^3$	sub-slab $\mu\text{g}/\text{m}^3$	sub-slab $\mu\text{g}/\text{m}^3$	sub-slab $\mu\text{g}/\text{m}^3$	sub-slab $\mu\text{g}/\text{m}^3$	sub-slab $\mu\text{g}/\text{m}^3$	sub-slab $\mu\text{g}/\text{m}^3$	sub-slab $\mu\text{g}/\text{m}^3$
VOCs ($\mu\text{g}/\text{m}^3$) Method 8260										
Dichlorodifluoromethane (Freon 12)	3,330	100	ND	ND	ND	ND	ND	ND	ND	ND
Chloromethane	3,000	100	ND	ND	ND	ND	210	ND	ND	ND
Vinyl chloride	93.3	100	3,400	ND	11,000	1,900	4,500	400	17,000	ND
Bromomethane	167.0	100	ND	ND	ND	ND	ND	ND	ND	ND
Chloroethane (ethyl chloride)	NS	100	130	ND	ND	ND	15,000	ND	ND	300
Trichlorofluoromethane	23,300	100	ND	ND	ND	ND	ND	ND	ND	ND
1,1-Dichloroethene	6,670	100	1,700	5,400	300,000	370,000	57,000	3,600	ND	ND
Methylene chloride	20,000	100	ND	ND	ND	ND	ND	ND	ND	ND
Methyl-t-butyl ether (MTBE)	100,000	100	ND	ND	ND	ND	ND	ND	ND	ND
trans-1,2-Dichloroethene	NS	100	ND	ND	1,000	ND	ND	ND	ND	ND
1,1-Dichloroethane	521	100	640	21,000	930,000	690,000	33,000	34,000	1,000	200
cis-1,2-Dichloroethene	NS	100	ND	ND	3,200	700	ND	ND	ND	ND
2,2-Dichloropropane	NS	100	ND	ND	ND	ND	ND	ND	ND	ND
Chloroform	36.2	100	ND	ND	4,500	2,200	ND	ND	ND	ND
Bromochloromethane	NS	100	ND	ND	ND	ND	ND	ND	ND	ND
1,1,1-Trichloroethane	16,700	100	310	24,000	6,400,000	2,800,000	310	20,000	800	200
1,2-Dichloroethane (EDC)	32.1	100	ND	ND	2,400	ND	ND	ND	ND	ND
1,1-Dichloropropene	NS	100	ND	ND	ND	ND	ND	ND	ND	ND
Carbon tetrachloride	139	100	ND	ND	1,300,000	460,000	ND	ND	100	ND
Benzene	107	100	ND	ND	300	300	ND	ND	ND	ND
Trichloroethene	66.7	100	ND	ND	ND	ND	ND	ND	ND	ND
1,2-Dichloropropane	83.3	100	ND	ND	ND	ND	ND	ND	ND	ND
Dibromomethane	NS	100	ND	ND	ND	ND	ND	ND	ND	ND
Bromodichloromethane	22.5	100	ND	ND	ND	ND	ND	ND	ND	ND
cis-1,3-Dichloropropene	208	100	ND	ND	ND	ND	ND	ND	ND	ND
Toluene	16,700	100	ND	ND	ND	ND	ND	ND	100	ND
trans-1,3-Dichloropropene	208	100	ND	ND	ND	ND	ND	ND	ND	ND
1,1,2-Trichloroethane	6.67	100	ND	ND	2,200	1,000	ND	ND	ND	ND
1,3-Dichloropropane	NS	100	ND	ND	ND	ND	ND	ND	ND	ND
Dibromochloromethane	30.9	100	ND	ND	ND	ND	ND	ND	ND	ND
Tetrachloroethene	1,330	100	ND	ND	6,900	7,300	ND	ND	ND	ND
1,2-Dibromoethane (EDB)	1.39	100	ND	ND	ND	ND	ND	ND	ND	ND
Chlorobenzene	1,670	100	ND	ND	ND	ND	ND	ND	ND	ND
1,1,1,2-Tetrachloroethane	113	100	ND	ND	ND	ND	ND	ND	ND	ND
Ethylbenzene	33,300	100	ND	ND	ND	ND	ND	ND	ND	ND
Xylenes	3,330	100	120	ND	ND	ND	ND	ND	ND	ND
Styrene	33,300	100	ND	ND	ND	ND	ND	ND	ND	ND
Bromoform	758	100	ND	ND	ND	ND	ND	ND	ND	ND
1,1,2,2-Tetrachloroethane	14.4	100	ND	ND	ND	ND	ND	ND	ND	ND

Table 12
Summary of Soil Gas Data
April 2011
REXAM BEVERAGE CAN COMPANY
Kent, Washington

Sampling Point Date Sampled Type Parameters/units	Method C Subslab Soil Gas Screening Level $\mu\text{g}/\text{m}^3$ (updated April 6, 2015)	Reporting Limit $\mu\text{g}/\text{m}^3$	SV27	SV28	SV29	SV30	SV31	SV32	SV33	SV34
			4/11/2011	4/12/2011	4/12/2011	4/12/2011	4/12/2011	4/12/2011	4/12/2011	4/12/2011
			sub-slab	sub-slab	sub-slab	sub-slab	sub-slab	sub-slab	sub-slab	sub-slab
			$\mu\text{g}/\text{m}^3$	$\mu\text{g}/\text{m}^3$	$\mu\text{g}/\text{m}^3$	$\mu\text{g}/\text{m}^3$	$\mu\text{g}/\text{m}^3$	$\mu\text{g}/\text{m}^3$	$\mu\text{g}/\text{m}^3$	$\mu\text{g}/\text{m}^3$
Isopropylbenzene	13,300	100	ND	ND	ND	ND	ND	ND	ND	ND
1,2,3-Trichloropropane	NS	100	ND	ND	ND	ND	ND	ND	ND	ND
Bromobenzene	NS	100	ND	ND	ND	ND	ND	ND	ND	ND
n-Propylbenzene	NS	100	ND	ND	ND	ND	ND	ND	ND	ND
2-Chlorotoluene	NS	100	ND	ND	ND	ND	ND	ND	ND	ND
4-Chlorotoluene	NS	100	ND	ND	ND	ND	ND	ND	ND	ND
1,3,5-Trimethylbenzene	NS	100	ND	ND	ND	ND	ND	ND	ND	ND
tert-Butylbenzene	NS	100	ND	ND	ND	ND	ND	ND	ND	ND
1,2,4-Trimethylbenzene	233	100	ND	ND	ND	ND	ND	ND	ND	ND
sec-Butylbenzene	NS	100	ND	ND	ND	ND	ND	ND	ND	ND
1,3-Dichlorobenzene	NS	100	ND	ND	ND	ND	ND	ND	ND	ND
1,4-Dichlorobenzene	75.8	100	ND	ND	ND	ND	ND	ND	ND	ND
Isopropyltoluene	NS	100	ND	ND	ND	ND	ND	ND	ND	ND
1,2-Dichlorobenzene	6,670	100	ND	ND	ND	ND	ND	ND	ND	ND
n-Butylbenzene	NS	100	ND	ND	ND	ND	ND	ND	ND	ND
1,2-Dibromo-3-chloropropane	NS	100	ND	ND	ND	ND	ND	ND	ND	ND
1,2,4-Trichlorobenzene	66.7	100	ND	ND	ND	ND	ND	ND	ND	ND
Naphthalene	24.5	100	ND	ND	ND	ND	ND	ND	ND	ND
Hexachloro-1,3-butadiene	37.9	100	ND	ND	ND	ND	ND	ND	ND	ND
1,2,3-Trichlorobenzene	NS	100	ND	ND	ND	ND	ND	ND	ND	ND

Legend:

VOCs = Volatile Organic Compounds.

ND = Not detected above listed reporting limit.

Bolded values are detections.

Shaded values exceed Method C Subslab Soil Gas Screening Levels

$\mu\text{g}/\text{m}^3$ = micrograms per cubic meter of air.

NS = No standard.

Sub-slab samples collected beneath building footprint.

Exterior samples collected from beneath impervious surfaces outside building.

Table 12
Summary of Soil Gas Data
April 2011
REXAM BEVERAGE CAN COMPANY
Kent, Washington

Sampling Point	Method C Subslab Soil Gas Screening Level $\mu\text{g}/\text{m}^3$ (updated April 6, 2015)	Reporting Limit $\mu\text{g}/\text{m}^3$	SV35	SV36	SV37	SV38	SV39	SV40	SV41	SV42	
			4/12/2011	4/12/2011	4/12/2011	4/12/2011	4/12/2011	4/12/2011	4/12/2011	4/12/2011	4/12/2011
			sub-slab $\mu\text{g}/\text{m}^3$	sub-slab $\mu\text{g}/\text{m}^3$	sub-slab $\mu\text{g}/\text{m}^3$	sub-slab $\mu\text{g}/\text{m}^3$	exterior $\mu\text{g}/\text{m}^3$	exterior $\mu\text{g}/\text{m}^3$	exterior $\mu\text{g}/\text{m}^3$	exterior $\mu\text{g}/\text{m}^3$	
VOCs ($\mu\text{g}/\text{m}^3$) Method 8260											
Dichlorodifluoromethane (Freon 12)	3,330	100	ND	ND	ND	ND	ND	ND	ND	ND	
Chloromethane	3,000	100	ND	ND	ND	ND	300	120	ND	ND	
Vinyl chloride	93.3	100	ND	ND	ND	200	ND	ND	ND	ND	
Bromomethane	167.0	100	ND	ND	ND	ND	ND	ND	ND	ND	
Chloroethane (ethyl chloride)	NS	100	ND	ND	ND	ND	ND	ND	ND	ND	
Trichlorofluoromethane	23,300	100	ND	ND	ND	ND	ND	ND	ND	ND	
1,1-Dichloroethene	6,670	100	ND	ND	ND	ND	ND	ND	ND	ND	
Methylene chloride	20,000	100	ND	ND	ND	ND	ND	ND	ND	ND	
Methyl-t-butyl ether (MTBE)	100,000	100	ND	ND	ND	ND	ND	ND	ND	ND	
trans-1,2-Dichloroethene	NS	100	ND	ND	ND	ND	ND	ND	ND	ND	
1,1-Dichloroethane	521	100	200	ND	ND	1,600	ND	ND	ND	ND	
cis-1,2-Dichloroethene	NS	100	ND	ND	ND	ND	ND	ND	ND	ND	
2,2-Dichloropropane	NS	100	ND	ND	ND	ND	ND	ND	ND	ND	
Chloroform	36.2	100	ND	ND	ND	ND	ND	ND	ND	ND	
Bromochloromethane	NS	100	ND	ND	ND	ND	ND	ND	ND	ND	
1,1,1-Trichloroethane	16,700	100	200	ND	ND	ND	ND	ND	ND	ND	
1,2-Dichloroethane (EDC)	32.1	100	ND	ND	ND	ND	ND	ND	ND	ND	
1,1-Dichloropropene	NS	100	ND	ND	ND	ND	ND	ND	ND	ND	
Carbon tetrachloride	139	100	ND	ND	ND	ND	ND	ND	ND	ND	
Benzene	107	100	ND	ND	ND	ND	190	540	350	150	
Trichloroethene	66.7	100	ND	ND	ND	ND	ND	ND	ND	ND	
1,2-Dichloropropane	83.3	100	ND	ND	ND	ND	ND	ND	ND	ND	
Dibromomethane	NS	100	ND	ND	ND	ND	ND	ND	ND	ND	
Bromodichloromethane	22.5	100	ND	ND	ND	ND	ND	ND	ND	ND	
cis-1,3-Dichloropropene	208	100	ND	ND	ND	ND	ND	ND	ND	ND	
Toluene	16,700	100	ND	ND	ND	ND	290	1,200	220	140	
trans-1,3-Dichloropropene	208	100	ND	ND	ND	ND	ND	ND	ND	ND	
1,1,2-Trichloroethane	6.67	100	ND	ND	ND	ND	ND	ND	ND	ND	
1,3-Dichloropropane	NS	100	ND	ND	ND	ND	ND	ND	ND	ND	
Dibromochloromethane	30.9	100	ND	ND	ND	ND	ND	ND	ND	ND	
Tetrachloroethene	1,330	100	ND	ND	ND	ND	ND	ND	ND	ND	
1,2-Dibromoethane (EDB)	1.39	100	ND	ND	ND	ND	ND	ND	ND	ND	
Chlorobenzene	1,670	100	ND	ND	ND	ND	ND	ND	ND	ND	
1,1,1,2-Tetrachloroethane	113	100	ND	ND	ND	ND	ND	ND	ND	ND	
Ethylbenzene	33,300	100	ND	ND	ND	ND	110	540	ND	ND	
Xylenes	3,330	100	ND	ND	ND	ND	550	2,600	190	250	
Styrene	33,300	100	ND	ND	ND	ND	ND	ND	ND	ND	
Bromoform	758	100	ND	ND	ND	ND	ND	ND	ND	ND	
1,1,2,2-Tetrachloroethane	14.4	100	ND	ND	ND	ND	ND	ND	ND	ND	

Table 12
Summary of Soil Gas Data
April 2011
REXAM BEVERAGE CAN COMPANY
Kent, Washington

Sampling Point Date Sampled Type Parameters/units	Method C Subslab Soil Gas Screening Level $\mu\text{g}/\text{m}^3$ (updated April 6, 2015)	Reporting Limit $\mu\text{g}/\text{m}^3$	SV35	SV36	SV37	SV38	SV39	SV40	SV41	SV42	
			4/12/2011	4/12/2011	4/12/2011	4/12/2011	4/12/2011	4/12/2011	4/12/2011	4/12/2011	4/12/2011
			sub-slab $\mu\text{g}/\text{m}^3$	sub-slab $\mu\text{g}/\text{m}^3$	sub-slab $\mu\text{g}/\text{m}^3$	sub-slab $\mu\text{g}/\text{m}^3$	exterior $\mu\text{g}/\text{m}^3$	exterior $\mu\text{g}/\text{m}^3$	exterior $\mu\text{g}/\text{m}^3$	exterior $\mu\text{g}/\text{m}^3$	
Isopropylbenzene	13,300	100	ND	ND	ND	ND	ND	ND	ND	ND	
1,2,3-Trichloropropane	NS	100	ND	ND	ND	ND	ND	ND	ND	ND	
Bromobenzene	NS	100	ND	ND	ND	ND	ND	ND	ND	ND	
n-Propylbenzene	NS	100	ND	ND	ND	ND	ND	ND	ND	ND	
2-Chlorotoluene	NS	100	ND	ND	ND	ND	ND	ND	ND	ND	
4-Chlorotoluene	NS	100	ND	ND	ND	ND	ND	ND	ND	ND	
1,3,5-Trimethylbenzene	NS	100	ND	ND	ND	ND	ND	ND	ND	ND	
tert-Butylbenzene	NS	100	ND	ND	ND	ND	ND	ND	ND	ND	
1,2,4-Trimethylbenzene	233	100	ND	ND	ND	ND	ND	ND	ND	ND	
sec-Butylbenzene	NS	100	ND	ND	ND	ND	ND	ND	ND	ND	
1,3-Dichlorobenzene	NS	100	ND	ND	ND	ND	ND	ND	ND	ND	
1,4-Dichlorobenzene	75.8	100	ND	ND	ND	ND	ND	ND	ND	ND	
Isopropyltoluene	NS	100	ND	ND	ND	ND	ND	ND	ND	ND	
1,2-Dichlorobenzene	6,670	100	ND	ND	ND	ND	ND	ND	ND	ND	
n-Butylbenzene	NS	100	ND	ND	ND	ND	ND	ND	ND	ND	
1,2-Dibromo-3-chloropropane	NS	100	ND	ND	ND	ND	ND	ND	ND	ND	
1,2,4-Trichlorobenzene	66.7	100	ND	ND	ND	ND	ND	ND	ND	ND	
Naphthalene	24.5	100	ND	ND	ND	ND	ND	ND	ND	ND	
Hexachloro-1,3-butadiene	37.9	100	ND	ND	ND	ND	ND	ND	ND	ND	
1,2,3-Trichlorobenzene	NS	100	ND	ND	ND	ND	ND	ND	ND	ND	

Legend:

VOCs = Volatile Organic Compounds.

ND = Not detected above listed reporting limit.

Bolded values are detections.

Shaded values exceed Method C Subslab Soil Gas Screening Levels

$\mu\text{g}/\text{m}^3$ = micrograms per cubic meter of air.

NS = No standard.

Sub-slab samples collected beneath building footprint.

Exterior samples collected from beneath impervious surfaces outside building.

Table 12
Summary of Soil Gas Data
April 2011
REXAM BEVERAGE CAN COMPANY
Kent, Washington

Sampling Point Date Sampled Type Parameters/units	Method C Subslab Soil Gas Screening Level $\mu\text{g}/\text{m}^3$ (updated April 6, 2015)	Reporting Limit $\mu\text{g}/\text{m}^3$	SV43	SV44	SV45	SV46	SV47	SV48	SV49
			4/12/2011	4/12/2011	4/12/2011	4/12/2011	4/12/2011	4/12/2011	4/12/2011
			exterior $\mu\text{g}/\text{m}^3$	exterior $\mu\text{g}/\text{m}^3$	exterior $\mu\text{g}/\text{m}^3$	exterior $\mu\text{g}/\text{m}^3$	exterior $\mu\text{g}/\text{m}^3$	exterior $\mu\text{g}/\text{m}^3$	exterior $\mu\text{g}/\text{m}^3$
VOCs ($\mu\text{g}/\text{m}^3$) Method 8260									
Dichlorodifluoromethane (Freon 12)	3,330	100	ND	ND	ND	ND	ND	ND	ND
Chloromethane	3,000	100	ND	ND	ND	ND	ND	ND	ND
Vinyl chloride	93.3	100	ND	ND	ND	ND	ND	520	ND
Bromomethane	167.0	100	ND	ND	ND	ND	ND	ND	ND
Chloroethane (ethyl chloride)	NS	100	ND	ND	ND	ND	ND	ND	ND
Trichlorofluoromethane	23,300	100	ND	ND	ND	ND	ND	ND	ND
1,1-Dichloroethene	6,670	100	ND	ND	110	ND	180	710	450
Methylene chloride	20,000	100	ND	ND	ND	ND	ND	ND	ND
Methyl-t-butyl ether (MTBE)	100,000	100	ND	ND	ND	ND	ND	ND	ND
trans-1,2-Dichloroethene	NS	100	ND	ND	ND	ND	ND	ND	ND
1,1-Dichloroethane	521	100	ND	ND	200	120	450	2,900	530
cis-1,2-Dichloroethene	NS	100	ND	ND	ND	ND	ND	ND	ND
2,2-Dichloropropane	NS	100	ND	ND	ND	ND	ND	ND	ND
Chloroform	36.2	100	ND	ND	ND	ND	ND	ND	ND
Bromochloromethane	NS	100	ND	ND	ND	ND	ND	ND	ND
1,1,1-Trichloroethane	16,700	100	ND	ND	ND	ND	ND	ND	ND
1,2-Dichloroethane (EDC)	32.1	100	ND	ND	ND	ND	ND	ND	ND
1,1-Dichloropropene	NS	100	ND	ND	ND	ND	ND	ND	ND
Carbon tetrachloride	139	100	ND	ND	ND	ND	ND	ND	ND
Benzene	107	100	490	460	200	ND	ND	ND	ND
Trichloroethene	66.7	100	ND	ND	ND	ND	ND	ND	ND
1,2-Dichloropropane	83.3	100	ND	ND	ND	ND	ND	ND	ND
Dibromomethane	NS	100	ND	ND	ND	ND	ND	ND	ND
Bromodichloromethane	22.5	100	ND	ND	ND	ND	ND	ND	ND
cis-1,3-Dichloropropene	208	100	ND	ND	ND	ND	ND	ND	ND
Toluene	16,700	100	340	290	870	ND	ND	ND	ND
trans-1,3-Dichloropropene	208	100	ND	ND	ND	ND	ND	ND	ND
1,1,2-Trichloroethane	6.67	100	ND	ND	ND	ND	ND	ND	ND
1,3-Dichloropropane	NS	100	ND	ND	ND	ND	ND	ND	ND
Dibromochloromethane	30.9	100	ND	ND	ND	ND	ND	ND	ND
Tetrachloroethene	1,330	100	ND	ND	ND	ND	ND	ND	ND
1,2-Dibromoethane (EDB)	1.39	100	ND	ND	ND	ND	ND	ND	ND
Chlorobenzene	1,670	100	ND	ND	ND	ND	ND	ND	ND
1,1,1,2-Tetrachloroethane	113	100	ND	ND	ND	ND	ND	ND	ND
Ethylbenzene	33,300	100	ND	ND	760	ND	ND	ND	ND
Xylenes	3,330	100	450	480	4,300	ND	ND	130	ND
Styrene	33,300	100	ND	ND	ND	ND	ND	ND	ND
Bromoform	758	100	ND	ND	ND	ND	ND	ND	ND
1,1,1,2,2-Tetrachloroethane	14.4	100	ND	ND	ND	ND	ND	ND	ND

Table 12
Summary of Soil Gas Data
April 2011
REXAM BEVERAGE CAN COMPANY
Kent, Washington

Sampling Point	Method C Subslab Soil Gas Screening Level $\mu\text{g}/\text{m}^3$ (updated April 6, 2015)	Reporting Limit $\mu\text{g}/\text{m}^3$	SV43	SV44	SV45	SV46	SV47	SV48	SV49
			4/12/2011	4/12/2011	4/12/2011	4/12/2011	4/12/2011	4/12/2011	4/12/2011
Date Sampled			exterior	exterior	exterior	exterior	exterior	exterior	exterior
Type			$\mu\text{g}/\text{m}^3$	$\mu\text{g}/\text{m}^3$	$\mu\text{g}/\text{m}^3$	$\mu\text{g}/\text{m}^3$	$\mu\text{g}/\text{m}^3$	$\mu\text{g}/\text{m}^3$	$\mu\text{g}/\text{m}^3$
Parameters/units									
Isopropylbenzene	13,300	100	ND	ND	ND	ND	ND	ND	ND
1,2,3-Trichloropropane	NS	100	ND	ND	ND	ND	ND	ND	ND
Bromobenzene	NS	100	ND	ND	ND	ND	ND	ND	ND
n-Propylbenzene	NS	100	ND	ND	ND	ND	ND	ND	ND
2-Chlorotoluene	NS	100	ND	ND	ND	ND	ND	ND	ND
4-Chlorotoluene	NS	100	ND	ND	ND	ND	ND	ND	ND
1,3,5-Trimethylbenzene	NS	100	ND	ND	ND	ND	ND	ND	ND
tert-Butylbenzene	NS	100	ND	ND	ND	ND	ND	ND	ND
1,2,4-Trimethylbenzene	233	100	ND	ND	ND	ND	ND	ND	ND
sec-Butylbenzene	NS	100	ND	ND	ND	ND	ND	ND	ND
1,3-Dichlorobenzene	NS	100	ND	ND	ND	ND	ND	ND	ND
1,4-Dichlorobenzene	75.8	100	ND	ND	ND	ND	ND	ND	ND
Isopropyltoluene	NS	100	ND	ND	ND	ND	ND	ND	ND
1,2-Dichlorobenzene	6,670	100	ND	ND	ND	ND	ND	ND	ND
n-Butylbenzene	NS	100	ND	ND	ND	ND	ND	ND	ND
1,2-Dibromo-3-chloropropane	NS	100	ND	ND	ND	ND	ND	ND	ND
1,2,4-Trichlorobenzene	66.7	100	ND	ND	ND	ND	ND	ND	ND
Naphthalene	24.5	100	ND	ND	ND	ND	ND	ND	ND
Hexachloro-1,3-butadiene	37.9	100	ND	ND	ND	ND	ND	ND	ND
1,2,3-Trichlorobenzene	NS	100	ND	ND	ND	ND	ND	ND	ND

Legend:

VOCs = Volatile Organic Compounds.

ND = Not detected above listed reporting limit.

Bolded values are detections.

Shaded values exceed Method C Subslab Soil Gas Screening Levels

$\mu\text{g}/\text{m}^3$ = micrograms per cubic meter of air.

NS = No standard.

Sub-slab samples collected beneath building footprint.

Exterior samples collected from beneath impervious surfaces outside building.

Table 12
 Summary of Soil Gas Data
 April 2011
 REXAM BEVERAGE CAN COMPANY
 Kent, Washington

Sampling Point	Method C Subslab Soil Gas	Reporting Limit	Trip Blank
Date Sampled	Screening Level	$\mu\text{g}/\text{m}^3$	4/12/2011
Type	$\mu\text{g}/\text{m}^3$		
Parameters/units	(updated April 6, 2015)		$\mu\text{g}/\text{m}^3$
VOCs ($\mu\text{g}/\text{m}^3$) Method 8260			
Dichlorodifluoromethane (Freon 12)	3,330	100	ND
Chloromethane	3,000	100	ND
Vinyl chloride	93.3	100	ND
Bromomethane	167.0	100	ND
Chloroethane (ethyl chloride)	NS	100	ND
Trichlorofluoromethane	23,300	100	ND
1,1-Dichloroethene	6,670	100	ND
Methylene chloride	20,000	100	ND
Methyl-t-butyl ether (MTBE)	100,000	100	ND
trans-1,2-Dichloroethene	NS	100	ND
1,1-Dichloroethane	521	100	ND
cis-1,2-Dichloroethene	NS	100	ND
2,2-Dichloropropane	NS	100	ND
Chloroform	36.2	100	ND
Bromochloromethane	NS	100	ND
1,1,1-Trichloroethane	16,700	100	ND
1,2-Dichloroethane (EDC)	32.1	100	ND
1,1-Dichloropropene	NS	100	ND
Carbon tetrachloride	139	100	ND
Benzene	107	100	ND
Trichloroethene	66.7	100	ND
1,2-Dichloropropane	83.3	100	ND
Dibromomethane	NS	100	ND
Bromodichloromethane	22.5	100	ND
cis-1,3-Dichloropropene	208	100	ND
Toluene	16,700	100	ND
trans-1,3-Dichloropropene	208	100	ND
1,1,2-Trichloroethane	6.67	100	ND
1,3-Dichloropropane	NS	100	ND
Dibromochloromethane	30.9	100	ND
Tetrachloroethene	1,330	100	ND
1,2-Dibromoethane (EDB)	1.39	100	ND
Chlorobenzene	1,670	100	ND
1,1,1,2-Tetrachloroethane	113	100	ND
Ethylbenzene	33,300	100	ND
Xylenes	3,330	100	ND
Styrene	33,300	100	ND
Bromoform	758	100	ND
1,1,2,2-Tetrachloroethane	14.4	100	ND

Table 12
 Summary of Soil Gas Data
 April 2011
 REXAM BEVERAGE CAN COMPANY
 Kent, Washington

Sampling Point	Method C Subslab Soil Gas Screening Level $\mu\text{g}/\text{m}^3$ (updated April 6, 2015)	Reporting Limit $\mu\text{g}/\text{m}^3$	Trip Blank 4/12/2011
Date Sampled			
Type			
Parameters/units			$\mu\text{g}/\text{m}^3$
Isopropylbenzene	13,300	100	ND
1,2,3-Trichloropropane	NS	100	ND
Bromobenzene	NS	100	ND
n-Propylbenzene	NS	100	ND
2-Chlorotoluene	NS	100	ND
4-Chlorotoluene	NS	100	ND
1,3,5-Trimethylbenzene	NS	100	ND
tert-Butylbenzene	NS	100	ND
1,2,4-Trimethylbenzene	233	100	ND
sec-Butylbenzene	NS	100	ND
1,3-Dichlorobenzene	NS	100	ND
1,4-Dichlorobenzene	75.8	100	ND
Isopropyltoluene	NS	100	ND
1,2-Dichlorobenzene	6,670	100	ND
n-Butylbenzene	NS	100	ND
1,2-Dibromo-3-chloropropane	NS	100	ND
1,2,4-Trichlorobenzene	66.7	100	ND
Naphthalene	24.5	100	ND
Hexachloro-1,3-butadiene	37.9	100	ND
1,2,3-Trichlorobenzene	NS	100	ND

Legend:

VOCs = Volatile Organic Compounds.

ND = Not detected above listed reporting limit.

Bolded values are detections.

Shaded values exceed Method C Subslab Soil Gas Screening Levels

$\mu\text{g}/\text{m}^3$ = micrograms per cubic meter of air.

NS = No standard.

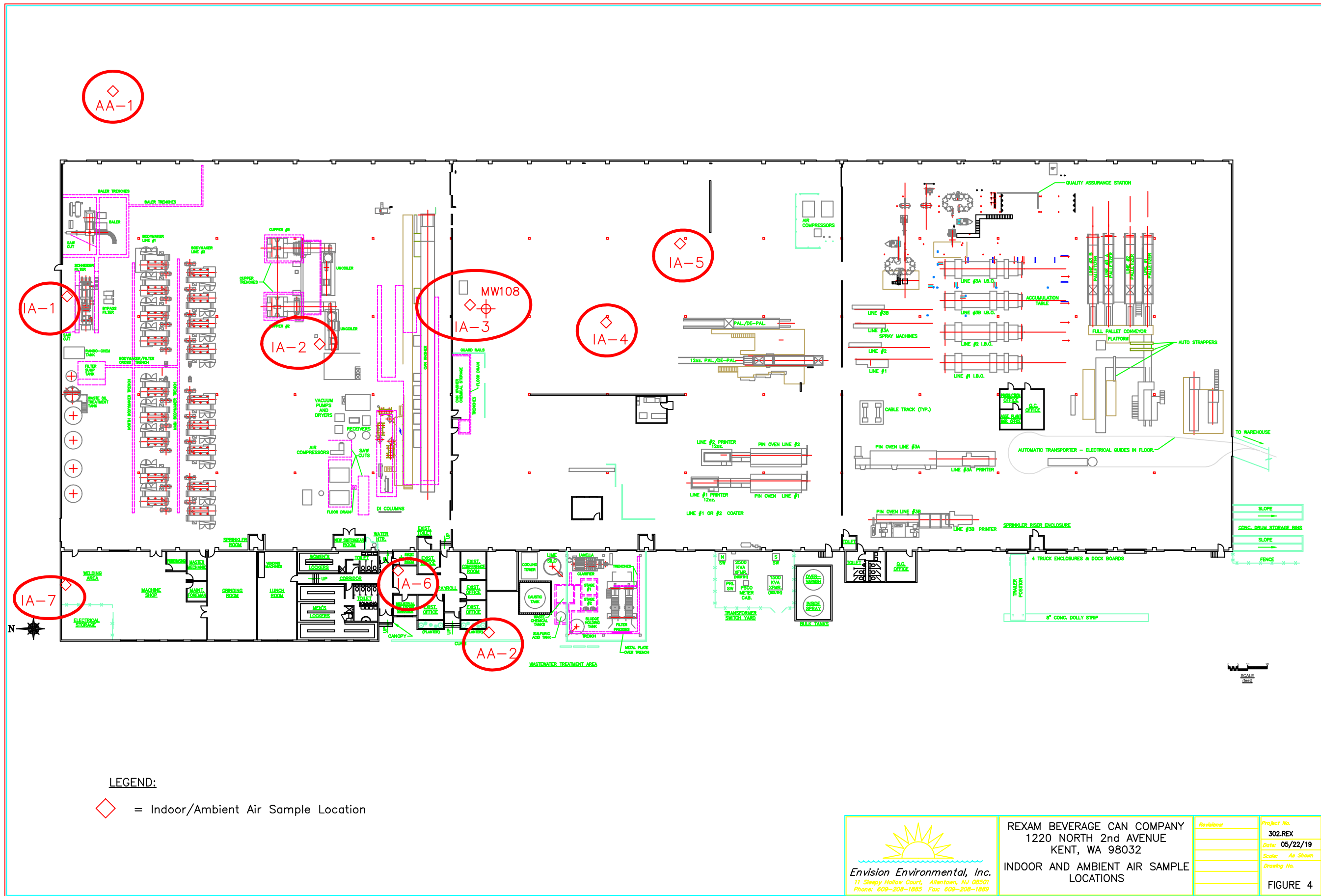
Sub-slab samples collected beneath building footprint.

Exterior samples collected from beneath impervious surfaces outside building.



APPENDIX 10

Indoor and Ambient Air Sample Locations



LEGEND:
 ◆ = Indoor/Ambient Air Sample Location

Envision Environmental, Inc.
 11 Sleepy Hollow Court, Allentown, NJ 08501
 Phone: 609-208-1885 Fax: 609-208-1889

REXAM BEVERAGE CAN COMPANY
 1220 NORTH 2nd AVENUE
 KENT, WA 98032
INDOOR AND AMBIENT AIR SAMPLE LOCATIONS

Revision:	Project No.
	302.REX
	Date: 05/22/19
	Scale: As Shown
	Drawing No.
	FIGURE 4



APPENDIX 11

Indoor and Ambient Air Analytical Results Summary

Table 5
Indoor and Ambient Air Sample Analytical Results Summary
REXAM BEVERAGE CAN COMPANY
Kent, Washington

Sample ID	Current Method C Indoor Air Cleanup Level (most stringent of Cancer/Noncancer) µg/m ³	IA-1	IA-2	IA-3	IA-4	IA-5	IA-6	IA-7	AA-1	AA-2	Trip Blank	
Lab ID		902416-01	902416-02	902416-03	902416-04	902416-05	902416-06	902416-07	902416-09	902416-10	902416-08	
Sample Date		2/26-27/19	2/26-27/19	2/26-27/19	2/26-27/19	2/26-27/19	2/26-27/19	2/26-27/19	2/26-27/19	2/26-27/19	2/26-27/19	2/26-27/19
Sample Location		Near Schneider Filter Pit	Copper Area	Near MW- 108	Former Front End	Former Front End	Office	Welding Shop	East side of Building	West Side of Building		
Analyte												
Chloromethane	90.0	<2.1	<2.1	<2.1	<2.1	<2.1	<2.1	<2.1	<2.1	<2.1	<2.1	
Vinyl chloride	2.8	<0.26	<0.26	<0.26	<0.26	<0.26	<0.26	<0.26	<0.26	<0.26	<0.26	
Chloroethane (ethyl chloride)	10,000	<2.6	<2.6	<2.6	<2.6	<2.6	<2.6	<2.6	<2.6	<2.6	<2.6	
1,1-Dichloroethene	200	<0.4	<0.4	5.8	4.6	5.0	<0.4	<0.4	<0.4	<0.4	<0.4	
1,1-Dichloroethane	15.6	1.1	0.86	10	7.6	10	<0.4	<0.4	<0.4	<0.4	<0.4	
cis-1,2-Dichloroethene	No Cleanup Level	<0.4	<0.4	<0.4	<0.4	<0.4	<0.4	<0.4	<0.4	<0.4	<0.4	
Chloroform	1.09	0.35	0.26	0.21	0.18	0.20	0.17	0.16	0.11	0.14	<0.049	
1,2-Dichloroethane (EDC)	0.962	0.16	0.11	0.13	0.12	0.12	0.13	0.12	0.12	0.13	<0.04	
1,1,1-Trichloroethane	5,000	3.7	3.8	63	38	43	<0.55	1.0	<0.55	<0.55	<0.55	
Carbon tetrachloride	4.17	0.69	<0.63	0.64	<0.63	<0.63	0.72	0.72	0.74	0.74	<0.63	
Benzene	3.21	3.9	3.8	42	42	44	0.70	1.5	0.54	0.92	<0.32	
Trichloroethene	2.00	<0.27	<0.27	<0.27	<0.27	<0.27	<0.27	<0.27	<0.27	<0.27	<0.27	
Toluene	5,000	3.5	3.2	8.1	7.9	7.8	<1.9	<1.9	<1.9	<1.9	<1.9	
1,1,2-Trichloroethane	0.200	<0.11	<0.11	<0.11	<0.11	<0.11	<0.11	<0.11	<0.11	<0.11	<0.11	
Tetrachloroethene	40.0	<6.8	<6.8	<6.8	<6.8	<6.8	<6.8	<6.8	<6.8	<6.8	<6.8	
m,p-Xylene	100 / 100*	<2.2	<2.2	12	13	13	<2.2	<2.2	<2.2	<2.2	<2.2	
o-Xylene	100	<1.1	<1.1	3.8	3.6	3.3	<1.1	<1.1	<1.1	<1.1	<1.1	
1,3,5-Trimethylbenzene	No Cleanup Level	<2.5	<2.5	<2.5	<2.5	<2.5	<2.5	<2.5	<2.5	<2.5	<2.5	
1,2,4-Trimethylbenzene	7.00	<2.5	<2.5	<2.5	<2.5	<2.5	<2.5	<2.5	<2.5	<2.5	<2.5	

µg/m³ - Micrograms per cubic meter

All units in µg/m³

* - Standard for each m- & p-xylenes

< ## - Analyte not detected above method detection limit.

Detected analytes are in **bold type**.

Exceedances of Method C Indoor Air Cleanup Levels are shaded.



APPENDIX 12

Technical Memorandum dated July 24, 2019



STATE OF WASHINGTON
DEPARTMENT OF ECOLOGY

PO Box 47600 • Olympia, WA 98504-7600 • 360-407-6000
711 for Washington Relay Service • Persons with a speech disability can call 877-833-6341

Technical Memorandum

TO: Mark Roman – Envision Environmental, Inc.
11 Sleepy Hollow Court
Allentown, New Jersey 08501

FROM: Jason G. Cook, LG, Hydrogeologist 3, Washington State Department of Ecology (Ecology)

DATE: July 24, 2019

SUBJECT: Ecology comments regarding the below-referenced document.

Name of Document	Remedial Investigation Report – Indoor Air Sampling (June 2019)
Owner	Ball Corporation (Ball)
Prepared By	Envision Environmental, Inc. (Envision)
Reviewed By	Jason G. Cook, LG

The Department of Ecology (Ecology) has reviewed the *Remedial Investigation Report – Indoor Air Quality Sampling Ball Corporation* (Envision, June 2019). The contents and opinions within this memo are specifically focused on the above-referenced report.

Ecology has the following comments regarding the above-referenced document:

- Benzene was detected in soil gas and indoor air (IA) above the respective screening levels and MTCA IA Cleanup Levels (CULs). Please elaborate on the presumption that the contaminant concentration ratios of IA and in soil-gas deem the IA impacts from Benzene to be attributed to above-ground, non-point sources (pp. 15, Envision June 2018).
- Ecology does not concur with the development of CULs protective of indoor air, as the Site is not completely characterized. Establishing Cleanup Standards is premature at this time. Additionally, Envision indicated that IA is not impacted from the subsurface release, therefore the establishment of CULs protective of IA is not justified. Ecology requests the use of MTCA Method C CULs (cancer) for impacted soil and groundwater for all previously identified contaminants of concern (CoCs)¹. After the Site is completely characterized, Cleanup Standards (CULs and Points of Compliance [POCs]), can be established.

¹ <https://ecology.wa.gov/Regulations-Permits/Guidance-technical-assistance/Contamination-clean-up-tools/CLARC/Data-tables>

- As mentioned previously, the Site is not completely characterized. Provide an additional updated time line as to when the Site will be characterized. Characterization and subsequent cleanup must be performed within a reasonable time frame. The Site has been in the Ecology State Voluntary Cleanup Program since 2002. If characterization activities continue to be unresolved, this Site is better-suited under the Ecology formal cleanup program.

Please contact me at 360.407.6834 or email at asco461@ECY.wa.gov if you have any questions or are in need of clarification.

Sincerely:

A handwritten signature in blue ink, appearing to read 'J.G. Cook', written over a white background.

J.G. Cook, LG
Hydrogeologist 3
Washington Department of Ecology
Headquarters – Toxics Cleanup Program

cc: Adam Musulin – Ball Corporation



APPENDIX 13

Terrestrial Ecological Evaluation Form



Voluntary Cleanup Program

Washington State Department of Ecology
Toxics Cleanup Program

TERRESTRIAL ECOLOGICAL EVALUATION FORM

Under the Model Toxics Control Act (MTCA), a terrestrial ecological evaluation is necessary if hazardous substances are released into the soils at a Site. In the event of such a release, you must take one of the following three actions as part of your investigation and cleanup of the Site:

1. Document an exclusion from further evaluation using the criteria in WAC 173-340-7491.
2. Conduct a simplified evaluation as set forth in WAC 173-340-7492.
3. Conduct a site-specific evaluation as set forth in WAC 173-340-7493.

When requesting a written opinion under the Voluntary Cleanup Program (VCP), you must complete this form and submit it to the Department of Ecology (Ecology). The form documents the type and results of your evaluation.

Completion of this form is not sufficient to document your evaluation. You still need to document your analysis and the basis for your conclusion in your cleanup plan or report.

If you have questions about how to conduct a terrestrial ecological evaluation, please contact the Ecology site manager assigned to your Site. For additional guidance, please refer to <https://ecology.wa.gov/Regulations-Permits/Guidance-technical-assistance/Terrestrial-ecological-evaluation>.

Step 1: IDENTIFY HAZARDOUS WASTE SITE	
Please identify below the hazardous waste site for which you are documenting an evaluation.	
Facility/Site Name: REXAM Beverage Can Company/Ball Corporation	
Facility/Site Address: 1220 2nd Avenue North	
Facility/Site No: 35918556	VCP Project No.: NW1105

Step 2: IDENTIFY EVALUATOR		
Please identify below the person who conducted the evaluation and their contact information.		
Name: John Weakliem	Title: Senior Geologist	
Organization: ENVISION ENVIRONMENTAL, INC.		
Mailing address: 11 Sleepy Hollow Court		
City: Allentown	State: NJ	Zip code: 08501
Phone: 609.208.1885	Fax: 609.208.1889	E-mail: johnweakliem@envisionenvironmental.com

Step 3: DOCUMENT EVALUATION TYPE AND RESULTS

A. Exclusion from further evaluation.

1. Does the Site qualify for an exclusion from further evaluation?

- Yes *If you answered "YES," then answer **Question 2**.*
- No or Unknown *If you answered "NO" or "UNKNOWN," then skip to **Step 3B** of this form.*

2. What is the basis for the exclusion? Check all that apply. Then skip to **Step 4** of this form.

Point of Compliance: WAC 173-340-7491(1)(a)

- All soil contamination is, or will be,* at least 15 feet below the surface.
- All soil contamination is, or will be,* at least 6 feet below the surface (or alternative depth if approved by Ecology), and institutional controls are used to manage remaining contamination.

Barriers to Exposure: WAC 173-340-7491(1)(b)

- All contaminated soil, is or will be,* covered by physical barriers (such as buildings or paved roads) that prevent exposure to plants and wildlife, and institutional controls are used to manage remaining contamination.

Undeveloped Land: WAC 173-340-7491(1)(c)

- There is less than 0.25 acres of contiguous[#] undeveloped[±] land on or within 500 feet of any area of the Site and any of the following chemicals is present: chlorinated dioxins or furans, PCB mixtures, DDT, DDE, DDD, aldrin, chlordane, dieldrin, endosulfan, endrin, heptachlor, heptachlor epoxide, benzene hexachloride, toxaphene, hexachlorobenzene, pentachlorophenol, or pentachlorobenzene.
- For sites not containing any of the chemicals mentioned above, there is less than 1.5 acres of contiguous[#] undeveloped[±] land on or within 500 feet of any area of the Site.

Background Concentrations: WAC 173-340-7491(1)(d)

- Concentrations of hazardous substances in soil do not exceed natural background levels as described in WAC 173-340-200 and 173-340-709.

* An exclusion based on future land use must have a completion date for future development that is acceptable to Ecology.

± "Undeveloped land" is land that is not covered by building, roads, paved areas, or other barriers that would prevent wildlife from feeding on plants, earthworms, insects, or other food in or on the soil.

"Contiguous" undeveloped land is an area of undeveloped land that is not divided into smaller areas of highways, extensive paving, or similar structures that are likely to reduce the potential use of the overall area by wildlife.

B. Simplified evaluation.

1. Does the Site qualify for a simplified evaluation?

Yes *If you answered "YES," then answer **Question 2** below.*

No or Unknown *If you answered "NO" or "UNKNOWN," then skip to **Step 3C** of this form.*

2. Did you conduct a simplified evaluation?

Yes *If you answered "YES," then answer **Question 3** below.*

No *If you answered "NO," then skip to **Step 3C** of this form.*

3. Was further evaluation necessary?

Yes *If you answered "YES," then answer **Question 4** below.*

No *If you answered "NO," then answer **Question 5** below.*

4. If further evaluation was necessary, what did you do?

Used the concentrations listed in Table 749-2 as cleanup levels. *If so, then skip to **Step 4** of this form.*

Conducted a site-specific evaluation. *If so, then skip to **Step 3C** of this form.*

5. If no further evaluation was necessary, what was the reason? *Check all that apply. Then skip to **Step 4** of this form.*

Exposure Analysis: WAC 173-340-7492(2)(a)

Area of soil contamination at the Site is not more than 350 square feet.

Current or planned land use makes wildlife exposure unlikely. Used Table 749-1.

Pathway Analysis: WAC 173-340-7492(2)(b)

No potential exposure pathways from soil contamination to ecological receptors.

Contaminant Analysis: WAC 173-340-7492(2)(c)

No contaminant listed in Table 749-2 is, or will be, present in the upper 15 feet at concentrations that exceed the values listed in Table 749-2.

No contaminant listed in Table 749-2 is, or will be, present in the upper 6 feet (or alternative depth if approved by Ecology) at concentrations that exceed the values listed in Table 749-2, and institutional controls are used to manage remaining contamination.

No contaminant listed in Table 749-2 is, or will be, present in the upper 15 feet at concentrations likely to be toxic or have the potential to bioaccumulate as determined using Ecology-approved bioassays.

No contaminant listed in Table 749-2 is, or will be, present in the upper 6 feet (or alternative depth if approved by Ecology) at concentrations likely to be toxic or have the potential to bioaccumulate as determined using Ecology-approved bioassays, and institutional controls are used to manage remaining contamination.

C. Site-specific evaluation. A site-specific evaluation process consists of two parts: (1) formulating the problem, and (2) selecting the methods for addressing the identified problem. Both steps require consultation with and approval by Ecology. See WAC 173-340-7493(1)(c).

1. Was there a problem? See WAC 173-340-7493(2).

- Yes *If you answered "YES," then answer **Question 2** below.*
- No *If you answered "NO," then identify the reason here and then skip to **Question 5** below:*
- No issues were identified during the problem formulation step.
 - While issues were identified, those issues were addressed by the cleanup actions for protecting human health.

2. What did you do to resolve the problem? See WAC 173-340-7493(3).

- Used the concentrations listed in Table 749-3 as cleanup levels. *If so, then skip to **Question 5** below.*
- Used one or more of the methods listed in WAC 173-340-7493(3) to evaluate and address the identified problem. *If so, then answer **Questions 3 and 4** below.*

3. If you conducted further site-specific evaluations, what methods did you use?

Check all that apply. See WAC 173-340-7493(3).

- Literature surveys.
- Soil bioassays.
- Wildlife exposure model.
- Biomarkers.
- Site-specific field studies.
- Weight of evidence.
- Other methods approved by Ecology. If so, please specify:

4. What was the result of those evaluations?

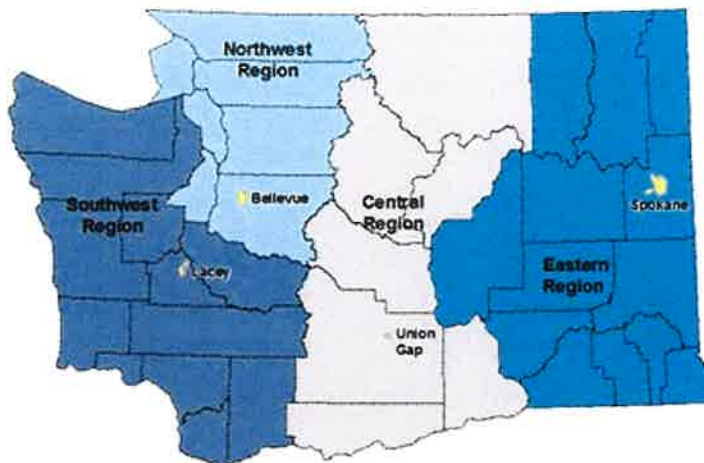
- Confirmed there was no problem.
- Confirmed there was a problem and established site-specific cleanup levels.

5. Have you already obtained Ecology's approval of both your problem formulation and problem resolution steps?

- Yes *If so, please identify the Ecology staff who approved those steps:*
- No

Step 4: SUBMITTAL

Please mail your completed form to the Ecology site manager assigned to your Site. If a site manager has not yet been assigned, please mail your completed form to the Ecology regional office for the County in which your Site is located.



Northwest Region: Attn: VCP Coordinator 3190 160 th Ave. SE Bellevue, WA 98008-5452	Central Region: Attn: VCP Coordinator 1250 West Alder St. Union Gap, WA 98903-0009
Southwest Region: Attn: VCP Coordinator P.O. Box 47775 Olympia, WA 98504-7775	Eastern Region: Attn: VCP Coordinator N. 4601 Monroe Spokane WA 99205-1295

If you need this publication in an alternate format, please call the Toxics Cleanup Program at 360-407-7170. People with hearing loss can call 711 for Washington Relay Service. People with a speech disability can call 877-833-6341.



APPENDIX 14

Notice of Intent and Well Report



Notice of Intent to Construct a Resource Protection Well

Notification Number

RE21672

This form and required fees **MUST BE RECEIVED** by the Department of Ecology **72 HOURS BEFORE** you construct a well.

Submit one completed form for each job site and required fee to:
Department of Ecology Cashiering Unit, P.O. Box 47611, Olympia, WA 98504-7611

NOTE: Please print. Processing your Notice of Intent may be delayed if all fields are not filled in completely.										
1. Property Owner										
Name					Phone Number					
EXETER 1220 2ND LLC - BALL CORP					None Supplied					
Mailing Address				City		State		Zip Code		
101 W Elm St STE600				Conshohocken		PA		19428		
Email Address										
2. Consulting Firm (if applicable)										
Business Name					Phone Number					
Mailing Address					City		State		Zip Code	
Email Address										
3. Well Site Location										
County Name King - 17										
Street Address				City		State		Zip Code		
						WA				
Tax Parcel Number		Township	Range	Section	¼ (within 160 acres)		¼ - ¼ (within 40 acres)			
		22N	4E	13	NE		SW			
Latitude Degrees			Latitude Time			Horizontal Collection Method				
			min sec							
Longitude Degrees			Longitude Time							
			min sec							
4. Project Details										
Estimated Start Date					Project Name					
9/14/2021					E 21 100					
5. Driller Details										
Professional [Architect Engineer Surveyor] Name (if applicable)					Professional License Number (if applicable)					
Drilling Company Name					Phone Number					
HOLOCENE DRILLING CO					None Supplied					
Licensed Driller Name					Driller License Number					
6. Fee Summary										
Instructions:										
Calculate the total fee due by multiplying the number of wells to be constructed by the fee amount per well listed below. If paying by check, please send a copy of this form along with your payment to the address listed above and keep copy for your records.										
Total Number of Wells <u> 1 </u> X \$40.00 = \$ <u> 40.00 </u> (This is your total amount due)										
Status: Accepted Date: 9/16/2021 12:55 PM CJ Number: 461W0460 Amount Paid: \$40.00 Emailed to: AHENDERSON@HOLOCENEDRILLINGINC.COM										

Resource Protection Well Report

Submit one well report per well installed. See page two for instructions.

Type of Work:

- Construction
 Decommission \Rightarrow Original NOI No. _____

Ecology Well ID Tag No. BNR 079

Site Well Name MW-113

Consulting Firm _____

Was a variance approved for this well/boring? Yes No
 If yes, what was the variance for? _____

WELL CONSTRUCTION CERTIFICATION: I constructed and/or accept responsibility for construction of this well, and its compliance with all Washington well construction standards. Materials used and the information reported are true to my best knowledge and belief.

Driller Trainee Engineer
 Name (Print Last, First Name) Ortega, Rudy
 Driller/Engineer/Trainee Signature [Signature]
 License No. 3208
 Company Name Holocene Drilling Inc.

If trainee box is checked, sponsor's license number: _____
 Sponsor's signature _____

Notice of Intent No. RE21672

Type of Well:

- Resource Protection Well Injection Point
 Remediation Well Grounding Well
 Geotechnical Soil Boring Ground Source Heat Pump
 Environmental Boring Other _____
 Soil- Vapor- Water-sampling

Property Owner Exeter 1220 2nd LLC - Ball Corp.

Well Street Address 1220 2nd Ave N

City Kent County KING

Tax Parcel No. _____

Location (see instructions): WWM or EWM

SW $\frac{1}{4}$ - $\frac{1}{4}$ NE $\frac{1}{4}$, Section 13 Town 22N Range 4E

Latitude (Example: 47.12345) _____

Longitude (Example: -120.12345) _____

(WGS 84 Coordinate System)

Borehole diameter 8 inches Casing diameter 2 inches

Static water level _____ ft below top of casing Date _____

Above-ground completion with bollards Flush monument

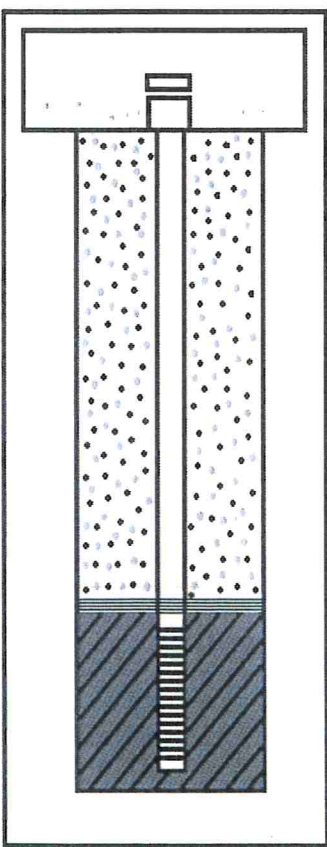
\hookrightarrow Stick-up of top of well casing _____ ft above ground surface

Start Date 9-14-2021 Completed Date 9-14-2021

Construction Design

Well Data

Driller's Log

<p>Vault</p> <p><u>0</u> FT</p> <p>to</p> <p><u>1</u> FT</p> <p>Seal</p> <p><u>1</u> FT</p> <p>to</p> <p><u>2</u> FT</p> <p>Filter Pack</p> <p><u>2</u> FT</p> <p>to</p> <p><u>14</u> FT</p> 	<p>Casing Diameter <u>2"</u></p> <p>Casing Material <u>PVC</u></p> <p><input type="checkbox"/> Welded <input checked="" type="checkbox"/> Threaded <input type="checkbox"/> Glued</p> <p>Well Seal Material <u>Cement Grout</u></p> <p>Borehole Diameter : <u>8</u> From <u>0</u> to <u>15</u> _____ From _____ to _____</p> <p>Screen : Material <u>2" PVC</u> From <u>4</u> to <u>14</u></p> <p>Slot Size <u>10</u></p> <p>Filter Pack : Material <u>Colorado Sand</u> Size <u>12/20</u></p>	<p><u>Sand & Gravel</u></p> <p><u>0</u> FT - <u>4</u> FT</p> <p><u>Silty Sands</u></p> <p><u>4</u> FT - <u>15</u> FT</p> <p>_____ FT - _____ FT</p> <p>_____ FT - _____ FT</p>
---	--	--



APPENDIX 15

Well Construction Log for MW-113

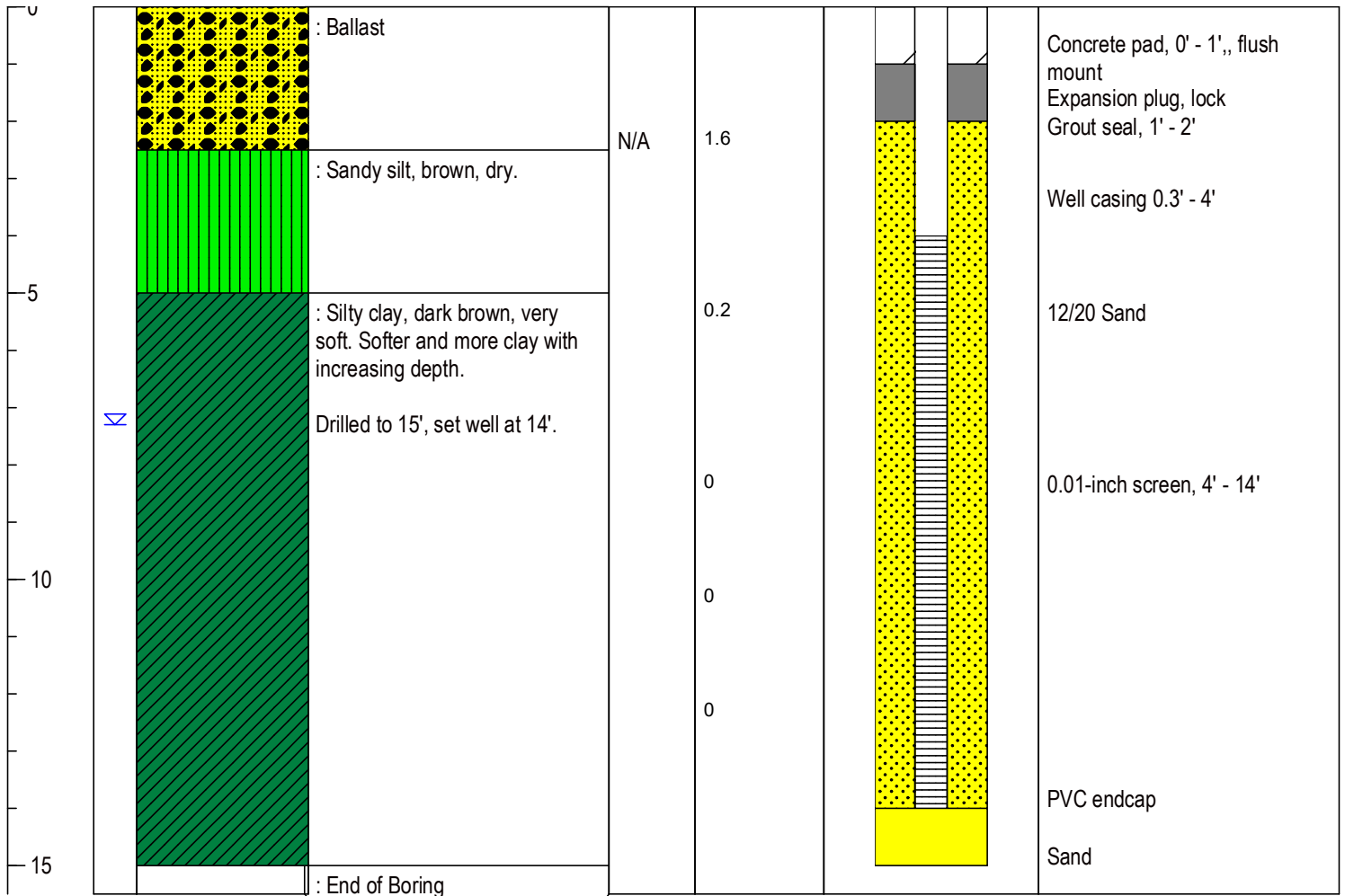


MONITORING WELL CONSTRUCTION LOG

PROJECT LOCATION: Kent, WA
 BORING LOCATION: Former RR spur
 JOB: 302.REX
 GEOLOGIST: J.H.Weakliem
 TOTAL DEPTH:: 14'
 BORING DIAMETER: 8"
 DATES DRILLED: 9/14/21
 DEPTH TO WATER ON COMPLETION: 7.3'
 DEVELOPMENT RATE: 1 GPM

WELL ID: MW-113
 CLIENT: Ball Corp
 SITE NAME Ball - Kent
 SITE ADDRESS 1220 2nd Ave. North
 DRILLING CO.: Holocene
 RIG AND BIT TYPE: Diedrich D-50
 METHOD OF DRILLING: HSA
 PERMIT NUMBER BNR079

DEPTH	DTW	SOIL SYMBOLS	SOIL / LITHOLOGY/ DESCRIPTION	BLOWS	PID	WELL CONSTRUCTION	COMMENTS
-------	-----	--------------	----------------------------------	-------	-----	----------------------	----------


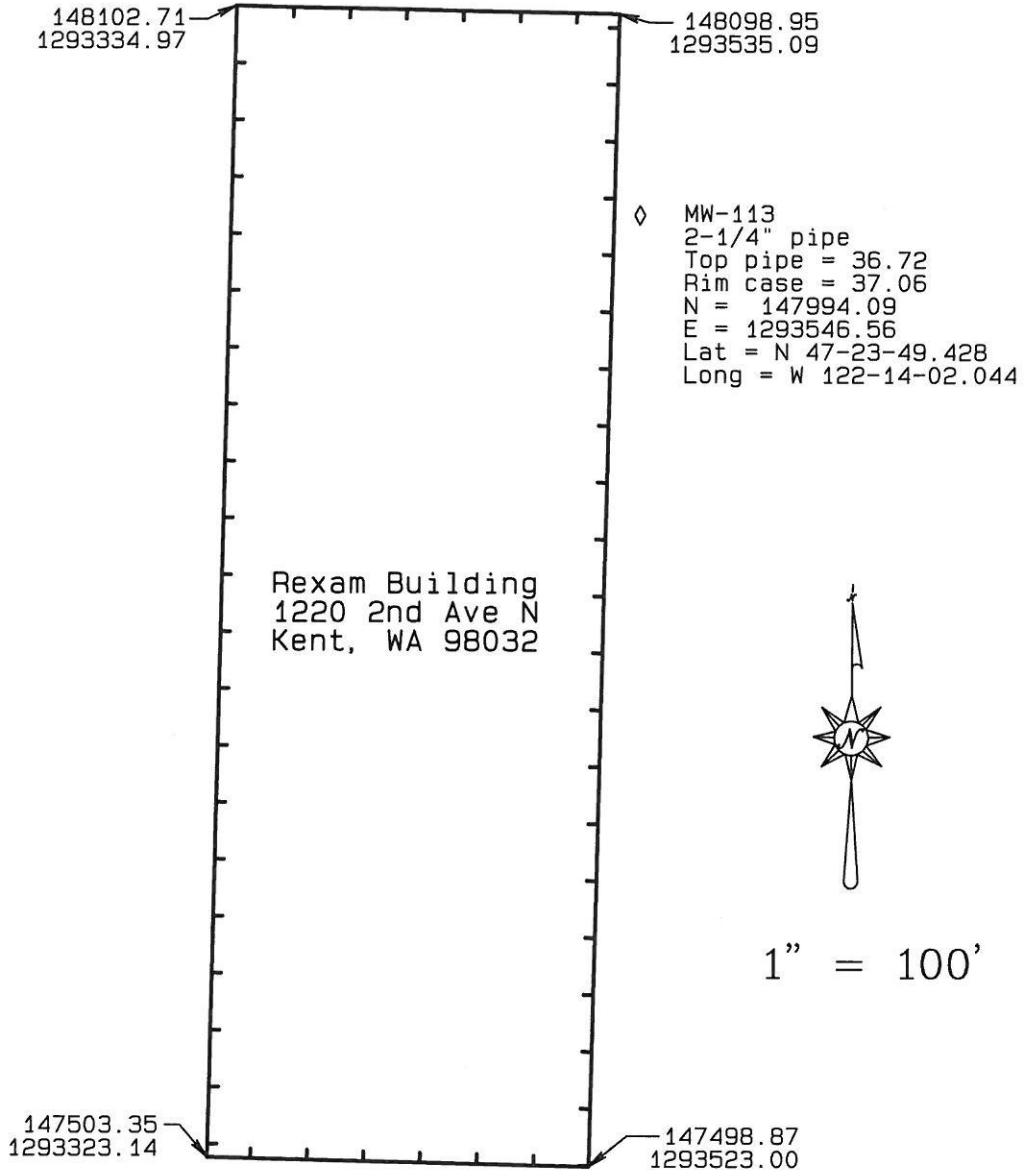




APPENDIX 16

Monitoring Well Survey Information for MW-113

ENVISION ENVIRONMENTAL, INC.
WELL LOCATION SURVEY
REXAM BEVERAGE CAN FACILITY
NE 13, T22N, R4E, WM



DATUM: NAVD1988

CIVIL ENGINEERS~SURVEYORS~LAND PLANNERS
4706 97th Street NW, Suite 100, Gig Harbor, WA 98335
Phone: 253-857-5454 Fax: 253-509-0044 info@contourpllc.com



APPENDIX 17

Monitoring Well Purge Forms

Monitoring Well Purge & Sample Form

Site

Project Number 302. REX Site Rent WA
 Project Manager M. Roman Weather Sunny 60°
 Personnel JHW, Clewwater Date 9/16/21

Well

Well ID ETMW 2 Total Depth 15
 Permit # _____ Depth to Water 7.98
 Construction Material PVC Feet of Water in Well _____
 Diameter 1" TOC Elevation _____
 Completion Flush Mt Screened Interval 5-15
 PID Reading 0.0 Development Rate Purge < 200 ml/m
 Depth to Product _____ Volume of water _____

Purge/Sampling

Parameter	Time	Specific Conductance	Dissolved Oxygen	ORP	pH	Turbidity	Temperature	Depth to Water
Units								
	1022	0.339	1.46	37.7	6.47	934	17.2	
	1029		3.41					
	1030						16.6	
	1035							
	1145	<u>Open -</u> <u>primed system even at 200 ml/minute</u> <u>let recharge + sampled</u>						

Sampling Method _____ Volume purged _____ sample
 Sampling Start 1200 Purge Rate _____ 1205
 Sampling End 1205

NOTES Purge start 1025 stopped + restart at 1030
Battery issue not making water, only 1 foot
after initial purge

let recharge re-purge start 1135
total purged < 1 gal



APPENDIX 18

Vertical Hydraulic Gradient Calculation

Monitoring Well Purge & Sample Form

Site

Project Number 302- FEX Site Kent WA
 Project Manager _____ Weather Overcast 50 s
 Personnel _____ Date 9/15/21

Well

Well ID ETMW 3 Total Depth 15
 Permit # _____ Depth to Water 8 7.24
 Construction Material PVC Feet of Water in Well _____
 Diameter 1" TOC Elevation _____
 Completion Flush mt Screened Interval 5-15
 PID Reading 0.0 Development Rate Purge 350 ml/min
 Depth to Product 2.24 ND Volume of water _____

Purge/Sampling

Parameter	Time	Specific Conductance	Dissolved Oxygen	ORP	pH	Turbidity	Temperature	Depth to Water
Units		mS/cm	mg/l					
	0920	0.59	1.10	-66.3	6.89	81.1	17.8	—
	0925	0.58	1.35	-82.1	6.64	24.4	17.6	
	0930	0.78	0.81	-91.4	6.63	3.62	17.6	
	0935	0.58	0.83	-96.4	6.65	3.62	17.6	
	0940	0.58	0.74	-99.3	6.65	3.62	17.5	
	0945	0.58	0.73	-101.0	6.66	3.62	17.5	
	0950	0.58	0.72	-96.6	6.64	3.39	17.6	—

Sampling Method _____ Volume purged 3 gal
 Sampling Start 0951 Purge Rate _____
 Sampling End 0957

NOTES Purge start 0915 PID 0.0
sampled 0957

Monitoring Well Purge & Sample Form

Site

Project Number 302. REX Site Kent WA
 Project Manager _____ Weather sunny 60°
 Personnel TW, Clearwater Date 9/16/21

Well

Well ID ET MW7 Total Depth 15
 Permit # _____ Depth to Water 7.75
 Construction Material PVC Feet of Water in Well _____
 Diameter 1" TOC Elevation _____
 Completion Flush mount Screened Interval 5-15
 PID Reading 45 Development Rate 325 ml/m
 Depth to Product _____ Volume of water _____

Purge/Sampling

Parameter Units	Time	Specific Conductance <i>mS/cm</i>	Dissolved Oxygen	ORP	pH	Turbidity	Temperature	Depth to Water
	0900	757	13.65	-27.7	6.47	3.15	20.3	—
	0905							
	0915	0.65	0.49	-23.6	6.79	3.13	20.3	
	0920	0.65	0.36	-50.7	6.79	1.27	20.3	
	0925	0.65	0.33	-59.1	6.78	1.32	20.3	
	0930	0.65	0.29	-66.9	6.76	0.81	20.3	
	0935	0.65	0.29	-71.4	6.75	1.31	20.4	

Sampling Method _____ Volume purged 3 gal
 Sampling Start 0937 Purge Rate _____
 Sampling End 0945

NOTES Purge start 0855 replaced Y51
HP start 0909 stop 0945

FB 1 at 1003

Monitoring Well Purge & Sample Form

Site

Project Number 302, KEX Site Kent WA
 Project Manager _____ Weather Sunny 60s
 Personnel JHW, Clearwater Date 9/16/01

Well

Well ID MW101 Total Depth 17
 Permit # _____ Depth to Water 11.50
 Construction Material PVC Feet of Water in Well _____
 Diameter 2" TOC Elevation _____
 Completion Flush Mount Screened Interval 7-17
 PID Reading 0.0 Development Rate 350 ml/m
 Depth to Product 11.40 Volume of water _____

Purge/Sampling

Parameter	Time	Specific Conductance	Dissolved Oxygen	ORP	pH	Turbidity	Temperature	Depth to Water
Units								
No measurements made due to presence of free product								

Sampling Method Peristaltic Pump Volume purged _____
 Sampling Start 1605 Purge Rate _____
 Sampling End _____

NOTES Start Purge 1525

1610

5.5' of water 2" well
 0.16 g/foot 1 volume = 0.9 gallons

Monitoring Well Purge & Sample Form

Site

Project Number 302. PEX Site Kent WA
 Project Manager _____ Weather Overcast 50s
 Personnel JHW, Clearwater Date 9/15/21

Well

Well ID UW 103 Total Depth 14
 Permit # _____ Depth to Water 6.77
 Construction Material PVC Feet of Water in Well _____
 Diameter 2" TOC Elevation _____
 Completion Flush mount Screened Interval 4-14
 PID Reading _____ Development Rate 350 ml/min
 Depth to Product _____ Volume of water _____

Purge/Sampling

Parameter Units	Time	Specific Conductance ms/cm	Dissolved Oxygen mg/l	ORP	pH	Turbidity	Temperature	Depth to Water
	1205	0.92	0.53	-68.7	6.66	85.0	22.6	7.52
	1210	0.92	0.41	-85.5	6.74	32.7	22.5	7.86
	1215	0.91	0.32	-95.9	6.75	18.3	22.3	8.18
	1220	0.91	0.30	-101.2	6.75	17.7	21.9	8.37
	1225	0.90	0.29	-105.7	6.77	20.6	21.6	8.53
	1230	0.90	0.30	-108.4	6.78	19.5	21.2	8.80

Sampling Method _____ Volume purged 2.5 gal
 Sampling Start 1232 Purge Rate _____
 Sampling End 1241

NOTES 1200 start purge time 1241



APPENDIX 19

Laboratory Deliverables Packages

FRIEDMAN & BRUYA, INC.

ENVIRONMENTAL CHEMISTS

James E. Bruya, Ph.D.
Yelena Aravkina, M.S.
Michael Erdahl, B.S.
Arina Podnozova, B.S.
Eric Young, B.S.

3012 16th Avenue West
Seattle, WA 98119-2029
(206) 285-8282
fbi@isomedia.com
www.friedmanandbruya.com

October 26, 2021

Mark Roman, Project Manager
Envision Environmental, Inc.
11 Sleepy Hollow Court
Allentown, NJ 08501

Dear Mr Roman:

Included are the amended results from the testing of material submitted on September 17, 2021 from the Ball Kent 302, REX, F&BI 109299 project. The case narrative was updated and several compounds were reported to MDL.

Sincerely,

FRIEDMAN & BRUYA, INC.



Michael Erdahl
Project Manager

Enclosures
NAA0927R.DOC

FRIEDMAN & BRUYA, INC.

ENVIRONMENTAL CHEMISTS

James E. Bruya, Ph.D.
Yelena Aravkina, M.S.
Michael Erdahl, B.S.
Arina Podnozova, B.S.
Eric Young, B.S.

3012 16th Avenue West
Seattle, WA 98119-2029
(206) 285-8282
fbi@isomedia.com
www.friedmanandbruya.com

October 26, 2021

Mark Roman, Project Manager
Envision Environmental, Inc.
11 Sleepy Hollow Court
Allentown, NJ 08501

Dear Mr Roman:

Included are the amended results from the testing of material submitted on September 17, 2021 from the Ball Kent 302, REX, F&BI 109300 project. Several 8260D reporting limits were reported to the MDL.

Sincerely,

FRIEDMAN & BRUYA, INC.



Michael Erdahl
Project Manager

Enclosures
NAA0927R.DOC



APPENDIX 20

Request for Opinion Form

FRIEDMAN & BRUYA, INC.

ENVIRONMENTAL CHEMISTS

James E. Bruya, Ph.D.
Yelena Aravkina, M.S.
Michael Erdahl, B.S.
Arina Podnozova, B.S.
Eric Young, B.S.

3012 16th Avenue West
Seattle, WA 98119-2029
(206) 285-8282
fbi@isomedia.com
www.friedmanandbruya.com

September 27, 2021

Mark Roman, Project Manager
Envision Environmental, Inc.
11 Sleepy Hollow Court
Allentown, NJ 08501

Dear Mr Roman:

Included are the results from the testing of material submitted on September 17, 2021 from the Ball Kent 302, REX, F&BI 109300 project. There are 17 pages included in this report. Any samples that may remain are currently scheduled for disposal in 30 days, or as directed by the Chain of Custody document. If you would like us to return your samples or arrange for long term storage at our offices, please contact us as soon as possible.

We appreciate this opportunity to be of service to you and hope you will call if you should have any questions.

Sincerely,

FRIEDMAN & BRUYA, INC.



Michael Erdahl
Project Manager

Enclosures
NAA0927R.DOC

FRIEDMAN & BRUYA, INC.

ENVIRONMENTAL CHEMISTS

CASE NARRATIVE

This case narrative encompasses samples received on September 17, 2021 by Friedman & Bruya, Inc. from the Envision Environmental Ball Kent 302, REX, F&BI 109300 project. Samples were logged in under the laboratory ID's listed below.

<u>Laboratory ID</u>	<u>Envision Environmental</u>
109300 -01	MW5
109300 -02	Dup
109300 -03	MW4

The 8260D water laboratory control sample exceeded the acceptance criteria for MTBE. The compound was not detected, therefore the data were considered acceptable.

All other quality control requirements were acceptable.

FRIEDMAN & BRUYA, INC.

ENVIRONMENTAL CHEMISTS

Analysis For Volatile Compounds By EPA Method 8260D Dual Acquisition

Client Sample ID:	MW5	Client:	Envision Environmental
Date Received:	09/17/21	Project:	Ball Kent 302, REX, F&BI 109300
Date Extracted:	09/20/21	Lab ID:	109300-01
Date Analyzed:	09/21/21	Data File:	092115.D
Matrix:	Water	Instrument:	GCMS11
Units:	ug/L (ppb)	Operator:	WE

Surrogates:	% Recovery:	Lower Limit:	Upper Limit:
1,2-Dichloroethane-d4	99	78	126
Toluene-d8	95	87	115
4-Bromofluorobenzene	108	92	112

Compounds:	Concentration ug/L (ppb)	Compounds:	Concentration ug/L (ppb)
Dichlorodifluoromethane	<1	1,3-Dichloropropane	<1
Chloromethane	<10	Tetrachloroethene	<1
Vinyl chloride	0.51	Dibromochloromethane	<0.5
Bromomethane	<5	1,2-Dibromoethane (EDB)	<0.013 j
Chloroethane	<1	Chlorobenzene	<1
Trichlorofluoromethane	<1	Ethylbenzene	<1
Acetone	<50	1,1,1,2-Tetrachloroethane	<1
1,1-Dichloroethene	<1	m,p-Xylene	<2
Hexane	<5	o-Xylene	<1
Methylene chloride	<5	Styrene	<1
Methyl t-butyl ether (MTBE)	<1	Isopropylbenzene	<1
trans-1,2-Dichloroethene	<1	Bromoform	<5
1,1-Dichloroethane	<1	n-Propylbenzene	<1
2,2-Dichloropropane	<1	Bromobenzene	<1
cis-1,2-Dichloroethene	<1	1,3,5-Trimethylbenzene	<1
Chloroform	<1	1,1,2,2-Tetrachloroethane	<0.2
2-Butanone (MEK)	<20	1,2,3-Trichloropropane	<1
1,2-Dichloroethane (EDC)	<0.2	2-Chlorotoluene	<1
1,1,1-Trichloroethane	<1	4-Chlorotoluene	<1
1,1-Dichloropropene	<1	tert-Butylbenzene	<1
Carbon tetrachloride	<0.5	1,2,4-Trimethylbenzene	<1
Benzene	<0.35	sec-Butylbenzene	<1
Trichloroethene	<0.5	p-Isopropyltoluene	<1
1,2-Dichloropropane	<1	1,3-Dichlorobenzene	<1
Bromodichloromethane	<0.5	1,4-Dichlorobenzene	<1
Dibromomethane	<1	1,2-Dichlorobenzene	<1
4-Methyl-2-pentanone	<10	1,2-Dibromo-3-chloropropane	<10
cis-1,3-Dichloropropene	<0.4	1,2,4-Trichlorobenzene	<1
Toluene	<1	Hexachlorobutadiene	<0.5
trans-1,3-Dichloropropene	<0.4	Naphthalene	<1
1,1,2-Trichloroethane	<0.5	1,2,3-Trichlorobenzene	<1
2-Hexanone	<10		

FRIEDMAN & BRUYA, INC.

ENVIRONMENTAL CHEMISTS

GCMS Library Search Compound Report By EPA Method 8260D Dual Acquisition

Client Sample ID:	MW5	Client:	Envision Environmental
Date Received:	09/17/21	Project:	Ball Kent 302, REX, F&BI 109300
Date Extracted:	09/20/21	Lab ID:	109300-01
Date Analyzed:	09/21/21	Data File:	092115.D
Matrix:	Water	Instrument:	GCMS11
Units:	ug/L (ppb)	Operator:	WE

Surrogates:	% Recovery:	Lower Limit:	Upper Limit:
1,2-Dichloroethane-d4	99	78	126
Toluene-d8	95	87	115
4-Bromofluorobenzene	108	92	112

Tentative ID	CAS #	Qual.	Conc.
--------------	-------	-------	-------

Note: There were no library search compounds detected with a spectral quality of 85 or greater.

FRIEDMAN & BRUYA, INC.

ENVIRONMENTAL CHEMISTS

Analysis For Volatile Compounds By EPA Method 8260D Dual Acquisition

Client Sample ID:	Dup	Client:	Envision Environmental
Date Received:	09/17/21	Project:	Ball Kent 302, REX, F&BI 109300
Date Extracted:	09/20/21	Lab ID:	109300-02
Date Analyzed:	09/21/21	Data File:	092116.D
Matrix:	Water	Instrument:	GCMS11
Units:	ug/L (ppb)	Operator:	WE

Surrogates:	% Recovery:	Lower Limit:	Upper Limit:
1,2-Dichloroethane-d4	88	78	126
Toluene-d8	90	87	115
4-Bromofluorobenzene	104	92	112

Compounds:	Concentration ug/L (ppb)	Compounds:	Concentration ug/L (ppb)
Dichlorodifluoromethane	<1	1,3-Dichloropropane	<1
Chloromethane	<10	Tetrachloroethene	<1
Vinyl chloride	0.38	Dibromochloromethane	<0.5
Bromomethane	<5	1,2-Dibromoethane (EDB)	<0.013 j
Chloroethane	<1	Chlorobenzene	<1
Trichlorofluoromethane	<1	Ethylbenzene	<1
Acetone	<50	1,1,1,2-Tetrachloroethane	<1
1,1-Dichloroethene	<1	m,p-Xylene	<2
Hexane	<5	o-Xylene	<1
Methylene chloride	<5	Styrene	<1
Methyl t-butyl ether (MTBE)	<1	Isopropylbenzene	<1
trans-1,2-Dichloroethene	<1	Bromoform	<5
1,1-Dichloroethane	<1	n-Propylbenzene	<1
2,2-Dichloropropane	<1	Bromobenzene	<1
cis-1,2-Dichloroethene	<1	1,3,5-Trimethylbenzene	<1
Chloroform	<1	1,1,2,2-Tetrachloroethane	<0.2
2-Butanone (MEK)	<20	1,2,3-Trichloropropane	<0.065 j
1,2-Dichloroethane (EDC)	<0.2	2-Chlorotoluene	<1
1,1,1-Trichloroethane	<1	4-Chlorotoluene	<1
1,1-Dichloropropene	<1	tert-Butylbenzene	<1
Carbon tetrachloride	<0.5	1,2,4-Trimethylbenzene	<1
Benzene	<0.35	sec-Butylbenzene	<1
Trichloroethene	<0.5	p-Isopropyltoluene	<1
1,2-Dichloropropane	<1	1,3-Dichlorobenzene	<1
Bromodichloromethane	<0.5	1,4-Dichlorobenzene	<1
Dibromomethane	<1	1,2-Dichlorobenzene	<1
4-Methyl-2-pentanone	<10	1,2-Dibromo-3-chloropropane	<1.3 j
cis-1,3-Dichloropropene	<0.4	1,2,4-Trichlorobenzene	<1
Toluene	<1	Hexachlorobutadiene	<0.5
trans-1,3-Dichloropropene	<0.4	Naphthalene	<1
1,1,2-Trichloroethane	<0.5	1,2,3-Trichlorobenzene	<1
2-Hexanone	<10		

FRIEDMAN & BRUYA, INC.

ENVIRONMENTAL CHEMISTS

GCMS Library Search Compound Report By EPA Method 8260D Dual Acquisition

Client Sample ID:	Dup	Client:	Envision Environmental
Date Received:	09/17/21	Project:	Ball Kent 302, REX, F&BI 109300
Date Extracted:	09/20/21	Lab ID:	109300-02
Date Analyzed:	09/21/21	Data File:	092116.D
Matrix:	Water	Instrument:	GCMS11
Units:	ug/L (ppb)	Operator:	WE

Surrogates:	% Recovery:	Lower Limit:	Upper Limit:
1,2-Dichloroethane-d4	88	78	126
Toluene-d8	90	87	115
4-Bromofluorobenzene	104	92	112

Tentative ID	CAS #	Qual.	Conc.
--------------	-------	-------	-------

Note: There were no library search compounds detected with a spectral quality of 85 or greater.

FRIEDMAN & BRUYA, INC.

ENVIRONMENTAL CHEMISTS

Analysis For Volatile Compounds By EPA Method 8260D Dual Acquisition

Client Sample ID:	MW4	Client:	Envision Environmental
Date Received:	09/17/21	Project:	Ball Kent 302, REX, F&BI 109300
Date Extracted:	09/20/21	Lab ID:	109300-03
Date Analyzed:	09/21/21	Data File:	092117.D
Matrix:	Water	Instrument:	GCMS11
Units:	ug/L (ppb)	Operator:	WE

Surrogates:	% Recovery:	Lower Limit:	Upper Limit:
1,2-Dichloroethane-d4	102	78	126
Toluene-d8	100	87	115
4-Bromofluorobenzene	106	92	112

Compounds:	Concentration ug/L (ppb)	Compounds:	Concentration ug/L (ppb)
Dichlorodifluoromethane	<1	1,3-Dichloropropane	<1
Chloromethane	<10	Tetrachloroethene	<1
Vinyl chloride	<0.02	Dibromochloromethane	<0.5
Bromomethane	<5	1,2-Dibromoethane (EDB)	<0.013 j
Chloroethane	<1	Chlorobenzene	<1
Trichlorofluoromethane	<1	Ethylbenzene	<1
Acetone	<50	1,1,1,2-Tetrachloroethane	<1
1,1-Dichloroethene	<1	m,p-Xylene	<2
Hexane	<5	o-Xylene	<1
Methylene chloride	<5	Styrene	<1
Methyl t-butyl ether (MTBE)	<1	Isopropylbenzene	<1
trans-1,2-Dichloroethene	<1	Bromoform	<5
1,1-Dichloroethane	<1	n-Propylbenzene	<1
2,2-Dichloropropane	<1	Bromobenzene	<1
cis-1,2-Dichloroethene	<1	1,3,5-Trimethylbenzene	<1
Chloroform	<1	1,1,2,2-Tetrachloroethane	<0.2
2-Butanone (MEK)	<20	1,2,3-Trichloropropane	<0.065 j
1,2-Dichloroethane (EDC)	<0.2	2-Chlorotoluene	<1
1,1,1-Trichloroethane	<1	4-Chlorotoluene	<1
1,1-Dichloropropene	<1	tert-Butylbenzene	<1
Carbon tetrachloride	<0.5	1,2,4-Trimethylbenzene	<1
Benzene	<0.35	sec-Butylbenzene	<1
Trichloroethene	<0.5	p-Isopropyltoluene	<1
1,2-Dichloropropane	<1	1,3-Dichlorobenzene	<1
Bromodichloromethane	<0.5	1,4-Dichlorobenzene	<1
Dibromomethane	<1	1,2-Dichlorobenzene	<1
4-Methyl-2-pentanone	<10	1,2-Dibromo-3-chloropropane	<1.3 j
cis-1,3-Dichloropropene	<0.4	1,2,4-Trichlorobenzene	<1
Toluene	<1	Hexachlorobutadiene	<0.5
trans-1,3-Dichloropropene	<0.4	Naphthalene	<1
1,1,2-Trichloroethane	<0.5	1,2,3-Trichlorobenzene	<1
2-Hexanone	<10		

FRIEDMAN & BRUYA, INC.

ENVIRONMENTAL CHEMISTS

GCMS Library Search Compound Report By EPA Method 8260D Dual Acquisition

Client Sample ID:	MW4	Client:	Envision Environmental
Date Received:	09/17/21	Project:	Ball Kent 302, REX, F&BI 109300
Date Extracted:	09/20/21	Lab ID:	109300-03
Date Analyzed:	09/21/21	Data File:	092117.D
Matrix:	Water	Instrument:	GCMS11
Units:	ug/L (ppb)	Operator:	WE

Surrogates:	% Recovery:	Lower Limit:	Upper Limit:
1,2-Dichloroethane-d4	102	78	126
Toluene-d8	100	87	115
4-Bromofluorobenzene	106	92	112

Tentative ID	CAS #	Qual.	Conc.
--------------	-------	-------	-------

Note: There were no library search compounds detected with a spectral quality of 85 or greater.

FRIEDMAN & BRUYA, INC.

ENVIRONMENTAL CHEMISTS

Analysis For Volatile Compounds By EPA Method 8260D Dual Acquisition

Client Sample ID:	Method Blank	Client:	Envision Environmental
Date Received:	Not Applicable	Project:	Ball Kent 302, REX, F&BI 109300
Date Extracted:	09/21/21	Lab ID:	01-2123 mb
Date Analyzed:	09/21/21	Data File:	092107.D
Matrix:	Water	Instrument:	GCMS11
Units:	ug/L (ppb)	Operator:	WE

Surrogates:	% Recovery:	Lower Limit:	Upper Limit:
1,2-Dichloroethane-d4	100	78	126
Toluene-d8	101	87	115
4-Bromofluorobenzene	106	92	112

Compounds:	Concentration ug/L (ppb)	Compounds:	Concentration ug/L (ppb)
Dichlorodifluoromethane	<1	1,3-Dichloropropane	<1
Chloromethane	<10	Tetrachloroethene	<1
Vinyl chloride	<0.02	Dibromochloromethane	<0.5
Bromomethane	<5	1,2-Dibromoethane (EDB)	0.019 c j
Chloroethane	<1	Chlorobenzene	<1
Trichlorofluoromethane	<1	Ethylbenzene	<1
Acetone	<50	1,1,1,2-Tetrachloroethane	<1
1,1-Dichloroethene	<1	m,p-Xylene	<2
Hexane	<5	o-Xylene	<1
Methylene chloride	<5	Styrene	<1
Methyl t-butyl ether (MTBE)	<1	Isopropylbenzene	<1
trans-1,2-Dichloroethene	<1	Bromoform	<5
1,1-Dichloroethane	<1	n-Propylbenzene	<1
2,2-Dichloropropane	<1	Bromobenzene	<1
cis-1,2-Dichloroethene	<1	1,3,5-Trimethylbenzene	<1
Chloroform	<1	1,1,2,2-Tetrachloroethane	<0.2
2-Butanone (MEK)	<20	1,2,3-Trichloropropane	<0.065 j
1,2-Dichloroethane (EDC)	<0.2	2-Chlorotoluene	<1
1,1,1-Trichloroethane	<1	4-Chlorotoluene	<1
1,1-Dichloropropene	<1	tert-Butylbenzene	<1
Carbon tetrachloride	<0.5	1,2,4-Trimethylbenzene	<1
Benzene	<0.35	sec-Butylbenzene	<1
Trichloroethene	<0.5	p-Isopropyltoluene	<1
1,2-Dichloropropane	<1	1,3-Dichlorobenzene	<1
Bromodichloromethane	<0.5	1,4-Dichlorobenzene	<1
Dibromomethane	<1	1,2-Dichlorobenzene	<1
4-Methyl-2-pentanone	<10	1,2-Dibromo-3-chloropropane	<1.3 j
cis-1,3-Dichloropropene	<0.4	1,2,4-Trichlorobenzene	<1
Toluene	<1	Hexachlorobutadiene	<0.5
trans-1,3-Dichloropropene	<0.4	Naphthalene	<1
1,1,2-Trichloroethane	<0.5	1,2,3-Trichlorobenzene	<1
2-Hexanone	<10		

FRIEDMAN & BRUYA, INC.

ENVIRONMENTAL CHEMISTS

GCMS Library Search Compound Report By EPA Method 8260D Dual Acquisition

Client Sample ID:	Method Blank	Client:	Envision Environmental
Date Received:	Not Applicable	Project:	Ball Kent 302, REX, F&BI 109300
Date Extracted:	09/21/21	Lab ID:	01-2123 mb
Date Analyzed:	09/21/21	Data File:	092107.D
Matrix:	Water	Instrument:	GCMS11
Units:	ug/L (ppb)	Operator:	WE

Surrogates:	% Recovery:	Lower Limit:	Upper Limit:
1,2-Dichloroethane-d4	100	78	126
Toluene-d8	101	87	115
4-Bromofluorobenzene	106	92	112

Tentative ID	CAS #	Qual.	Conc.
--------------	-------	-------	-------

Note: There were no library search compounds detected with a spectral quality of 85 or greater.

FRIEDMAN & BRUYA, INC.

ENVIRONMENTAL CHEMISTS

Analysis For Volatile Compounds By EPA Method 8260D SIM

Client Sample ID:	MW5	Client:	Envision Environmental
Date Received:	09/17/21	Project:	Ball Kent 302, REX, F&BI 109300
Date Extracted:	09/21/21	Lab ID:	109300-01
Date Analyzed:	09/22/21	Data File:	092131.D
Matrix:	Water	Instrument:	GCMS13
Units:	ug/L (ppb)	Operator:	JCM

Surrogates:	% Recovery:	Lower Limit:	Upper Limit:
1,2-Dichloroethane-d4	101	50	150
Toluene-d8	93	50	150
4-Bromofluorobenzene	101	50	150

Compounds:	Concentration ug/L (ppb)
1,4-Dioxane	23

FRIEDMAN & BRUYA, INC.

ENVIRONMENTAL CHEMISTS

Analysis For Volatile Compounds By EPA Method 8260D SIM

Client Sample ID:	Dup	Client:	Envision Environmental
Date Received:	09/17/21	Project:	Ball Kent 302, REX, F&BI 109300
Date Extracted:	09/21/21	Lab ID:	109300-02
Date Analyzed:	09/22/21	Data File:	092132.D
Matrix:	Water	Instrument:	GCMS13
Units:	ug/L (ppb)	Operator:	JCM

Surrogates:	% Recovery:	Lower Limit:	Upper Limit:
1,2-Dichloroethane-d4	100	50	150
Toluene-d8	100	50	150
4-Bromofluorobenzene	102	50	150

Compounds:	Concentration ug/L (ppb)
1,4-Dioxane	18

FRIEDMAN & BRUYA, INC.

ENVIRONMENTAL CHEMISTS

Analysis For Volatile Compounds By EPA Method 8260D SIM

Client Sample ID:	MW4	Client:	Envision Environmental
Date Received:	09/17/21	Project:	Ball Kent 302, REX, F&BI 109300
Date Extracted:	09/21/21	Lab ID:	109300-03
Date Analyzed:	09/22/21	Data File:	092133.D
Matrix:	Water	Instrument:	GCMS13
Units:	ug/L (ppb)	Operator:	JCM

Surrogates:	% Recovery:	Lower Limit:	Upper Limit:
1,2-Dichloroethane-d4	101	50	150
Toluene-d8	101	50	150
4-Bromofluorobenzene	100	50	150

Compounds:	Concentration ug/L (ppb)
1,4-Dioxane	0.94

FRIEDMAN & BRUYA, INC.

ENVIRONMENTAL CHEMISTS

Analysis For Volatile Compounds By EPA Method 8260D SIM

Client Sample ID:	Method Blank	Client:	Envision Environmental
Date Received:	Not Applicable	Project:	Ball Kent 302, REX, F&BI 109300
Date Extracted:	09/21/21	Lab ID:	01-2129 mb
Date Analyzed:	09/22/21	Data File:	092130.D
Matrix:	Water	Instrument:	GCMS13
Units:	ug/L (ppb)	Operator:	JCM

Surrogates:	% Recovery:	Lower Limit:	Upper Limit:
1,2-Dichloroethane-d4	100	50	150
Toluene-d8	100	50	150
4-Bromofluorobenzene	102	50	150

Compounds:	Concentration ug/L (ppb)
1,4-Dioxane	<0.4

FRIEDMAN & BRUYA, INC.

ENVIRONMENTAL CHEMISTS

Date of Report: 09/27/21

Date Received: 09/17/21

Project: Ball Kent 302, REX, F&BI 109300

**QUALITY ASSURANCE RESULTS FOR THE ANALYSIS OF WATER
SAMPLES FOR VOLATILES BY EPA METHOD 8260D**

Laboratory Code: 109331-01 (Matrix Spike)

Analyte	Reporting Units	Spike Level	Sample Result	Percent	Acceptance
				Recovery MS	Criteria
Dichlorodifluoromethane	ug/L (ppb)	10	<1	110	50-150
Chloromethane	ug/L (ppb)	10	<10	80	50-150
Vinyl chloride	ug/L (ppb)	10	<0.02	113	50-150
Bromomethane	ug/L (ppb)	10	<5	93	50-150
Chloroethane	ug/L (ppb)	10	<1	113	50-150
Trichlorofluoromethane	ug/L (ppb)	10	<1	106	50-150
Acetone	ug/L (ppb)	50	<50	62	50-150
1,1-Dichloroethene	ug/L (ppb)	10	<1	121	50-150
Hexane	ug/L (ppb)	10	<5	92	50-150
Methylene chloride	ug/L (ppb)	10	<5	108	50-150
Methyl t-butyl ether (MTBE)	ug/L (ppb)	10	<1	69	50-150
trans-1,2-Dichloroethene	ug/L (ppb)	10	<1	95	50-150
1,1-Dichloroethane	ug/L (ppb)	10	<1	88	50-150
2,2-Dichloropropane	ug/L (ppb)	10	<1	84	50-150
cis-1,2-Dichloroethene	ug/L (ppb)	10	<1	96	50-150
Chloroform	ug/L (ppb)	10	<1	94	50-150
2-Butanone (MEK)	ug/L (ppb)	50	<20	63	50-150
1,2-Dichloroethane (EDC)	ug/L (ppb)	10	<0.2	99	50-150
1,1,1-Trichloroethane	ug/L (ppb)	10	<1	82	50-150
1,1-Dichloropropene	ug/L (ppb)	10	<1	95	50-150
Carbon tetrachloride	ug/L (ppb)	10	<0.5	89	50-150
Benzene	ug/L (ppb)	10	<0.35	94	50-150
Trichloroethene	ug/L (ppb)	10	<0.5	91	50-150
1,2-Dichloropropane	ug/L (ppb)	10	<1	90	50-150
Bromodichloromethane	ug/L (ppb)	10	<0.5	96	50-150
Dibromomethane	ug/L (ppb)	10	<1	95	50-150
4-Methyl-2-pentanone	ug/L (ppb)	50	<10	93	50-150
cis-1,3-Dichloropropene	ug/L (ppb)	10	<0.4	82	50-150
Toluene	ug/L (ppb)	10	<1	96	50-150
trans-1,3-Dichloropropene	ug/L (ppb)	10	<0.4	82	50-150
1,1,2-Trichloroethane	ug/L (ppb)	10	<0.5	102	50-150
2-Hexanone	ug/L (ppb)	50	<10	74	50-150
1,3-Dichloropropane	ug/L (ppb)	10	<1	97	50-150
Tetrachloroethene	ug/L (ppb)	10	<1	98	50-150
Dibromochloromethane	ug/L (ppb)	10	<0.5	96	50-150
1,2-Dibromoethane (EDB)	ug/L (ppb)	10	<1	96	50-150
Chlorobenzene	ug/L (ppb)	10	<1	100	50-150
Ethylbenzene	ug/L (ppb)	10	<1	97	50-150
1,1,1,2-Tetrachloroethane	ug/L (ppb)	10	<1	90	50-150
m,p-Xylene	ug/L (ppb)	20	<2	95	50-150
o-Xylene	ug/L (ppb)	10	<1	96	50-150
Styrene	ug/L (ppb)	10	<1	97	50-150
Isopropylbenzene	ug/L (ppb)	10	<1	99	50-150
Bromoform	ug/L (ppb)	10	<5	80	50-150
n-Propylbenzene	ug/L (ppb)	10	<1	96	50-150
Bromobenzene	ug/L (ppb)	10	<1	91	50-150
1,3,5-Trimethylbenzene	ug/L (ppb)	10	<1	96	50-150
1,1,2,2-Tetrachloroethane	ug/L (ppb)	10	<0.2	94	50-150
1,2,3-Trichloropropane	ug/L (ppb)	10	<1	96	50-150
2-Chlorotoluene	ug/L (ppb)	10	<1	96	50-150
4-Chlorotoluene	ug/L (ppb)	10	<1	94	50-150
tert-Butylbenzene	ug/L (ppb)	10	<1	94	50-150
1,2,4-Trimethylbenzene	ug/L (ppb)	10	<1	92	50-150
sec-Butylbenzene	ug/L (ppb)	10	<1	94	50-150
p-Isopropyltoluene	ug/L (ppb)	10	<1	92	50-150
1,3-Dichlorobenzene	ug/L (ppb)	10	<1	95	50-150
1,4-Dichlorobenzene	ug/L (ppb)	10	<1	93	50-150
1,2-Dichlorobenzene	ug/L (ppb)	10	<1	97	50-150
1,2-Dibromo-3-chloropropane	ug/L (ppb)	10	<10	90	50-150
1,2,4-Trichlorobenzene	ug/L (ppb)	10	<1	97	50-150
Hexachlorobutadiene	ug/L (ppb)	10	<0.5	91	50-150
Naphthalene	ug/L (ppb)	10	<1	96	50-150
1,2,3-Trichlorobenzene	ug/L (ppb)	10	<1	98	50-150

FRIEDMAN & BRUYA, INC.

ENVIRONMENTAL CHEMISTS

Date of Report: 09/27/21

Date Received: 09/17/21

Project: Ball Kent 302, REX, F&BI 109300

**QUALITY ASSURANCE RESULTS FOR THE ANALYSIS OF WATER
SAMPLES FOR VOLATILES BY EPA METHOD 8260D**

Laboratory Code: Laboratory Control Sample

Analyte	Reporting Units	Spike Level	Percent Recovery LCS	Percent Recovery LCSD	Acceptance Criteria	RPD (Limit 20)
Dichlorodifluoromethane	ug/L (ppb)	10	107	110	46-206	3
Chloromethane	ug/L (ppb)	10	75	92	70-142	20
Vinyl chloride	ug/L (ppb)	10	108	112	70-130	4
Bromomethane	ug/L (ppb)	10	98	111	56-197	12
Chloroethane	ug/L (ppb)	10	106	111	70-130	5
Trichlorofluoromethane	ug/L (ppb)	10	104	119	70-130	13
Acetone	ug/L (ppb)	50	50	60	10-140	18
1,1-Dichloroethene	ug/L (ppb)	10	104	109	70-130	5
Hexane	ug/L (ppb)	10	98	99	54-136	1
Methylene chloride	ug/L (ppb)	10	124	142 vo	43-134	14
Methyl t-butyl ether (MTBE)	ug/L (ppb)	10	74	70	70-130	6
trans-1,2-Dichloroethene	ug/L (ppb)	10	93	95	70-130	2
1,1-Dichloroethane	ug/L (ppb)	10	94	94	70-130	0
2,2-Dichloropropane	ug/L (ppb)	10	93	90	70-130	3
cis-1,2-Dichloroethene	ug/L (ppb)	10	94	97	70-130	3
Chloroform	ug/L (ppb)	10	93	94	70-130	1
2-Butanone (MEK)	ug/L (ppb)	50	66	63	17-154	5
1,2-Dichloroethane (EDC)	ug/L (ppb)	10	97	98	70-130	1
1,1,1-Trichloroethane	ug/L (ppb)	10	92	89	70-130	3
1,1-Dichloropropene	ug/L (ppb)	10	98	97	70-130	1
Carbon tetrachloride	ug/L (ppb)	10	98	102	70-130	4
Benzene	ug/L (ppb)	10	92	93	70-130	1
Trichloroethene	ug/L (ppb)	10	90	91	70-130	1
1,2-Dichloropropane	ug/L (ppb)	10	91	90	70-130	1
Bromodichloromethane	ug/L (ppb)	10	94	96	70-130	2
Dibromomethane	ug/L (ppb)	10	87	92	70-130	6
4-Methyl-2-pentanone	ug/L (ppb)	50	85	93	68-130	9
cis-1,3-Dichloropropene	ug/L (ppb)	10	86	85	69-131	1
Toluene	ug/L (ppb)	10	94	95	70-130	1
trans-1,3-Dichloropropene	ug/L (ppb)	10	94	92	70-130	2
1,1,2-Trichloroethane	ug/L (ppb)	10	103	100	70-130	3
2-Hexanone	ug/L (ppb)	50	72	75	45-138	4
1,3-Dichloropropane	ug/L (ppb)	10	99	97	70-130	2
Tetrachloroethene	ug/L (ppb)	10	97	98	70-130	1
Dibromochloromethane	ug/L (ppb)	10	103	102	60-148	1
1,2-Dibromoethane (EDB)	ug/L (ppb)	10	97	96	70-130	1
Chlorobenzene	ug/L (ppb)	10	99	99	70-130	0
Ethylbenzene	ug/L (ppb)	10	97	98	70-130	1
1,1,1,2-Tetrachloroethane	ug/L (ppb)	10	99	100	70-130	1
m,p-Xylene	ug/L (ppb)	20	95	96	70-130	1
o-Xylene	ug/L (ppb)	10	96	96	70-130	0
Styrene	ug/L (ppb)	10	97	98	70-130	1
Isopropylbenzene	ug/L (ppb)	10	99	100	70-130	1
Bromoform	ug/L (ppb)	10	95	97	69-138	2
n-Propylbenzene	ug/L (ppb)	10	98	100	70-130	2
Bromobenzene	ug/L (ppb)	10	94	92	70-130	2
1,3,5-Trimethylbenzene	ug/L (ppb)	10	97	98	70-130	1
1,1,2,2-Tetrachloroethane	ug/L (ppb)	10	96	98	70-130	2
1,2,3-Trichloropropane	ug/L (ppb)	10	95	100	70-130	5
2-Chlorotoluene	ug/L (ppb)	10	95	96	70-130	1
4-Chlorotoluene	ug/L (ppb)	10	94	96	70-130	2
tert-Butylbenzene	ug/L (ppb)	10	94	96	70-130	2
1,2,4-Trimethylbenzene	ug/L (ppb)	10	96	95	70-130	1
sec-Butylbenzene	ug/L (ppb)	10	95	98	70-130	3
p-Isopropyltoluene	ug/L (ppb)	10	97	96	70-130	1
1,3-Dichlorobenzene	ug/L (ppb)	10	96	97	70-130	1
1,4-Dichlorobenzene	ug/L (ppb)	10	94	94	70-130	0
1,2-Dichlorobenzene	ug/L (ppb)	10	97	97	70-130	0
1,2-Dibromo-3-chloropropane	ug/L (ppb)	10	91	95	70-130	4
1,2,4-Trichlorobenzene	ug/L (ppb)	10	103	98	70-130	5
Hexachlorobutadiene	ug/L (ppb)	10	94	96	70-130	2
Naphthalene	ug/L (ppb)	10	99	96	70-130	3
1,2,3-Trichlorobenzene	ug/L (ppb)	10	100	95	70-130	5

FRIEDMAN & BRUYA, INC.

ENVIRONMENTAL CHEMISTS

Date of Report: 09/27/21

Date Received: 09/17/21

Project: Ball Kent 302, REX, F&BI 109300

**QUALITY ASSURANCE RESULTS FOR THE ANALYSIS OF WATER
SAMPLES FOR VOLATILES BY EPA METHOD 8260D SIM**

Laboratory Code: Laboratory Control Sample

Analyte	Reporting Units	Spike Level	Percent Recovery LCS	Percent Recovery LCSD	Acceptance Criteria	RPD (Limit 20)
1,4-Dioxane	ug/L (ppb)	2	103	87	70-130	17

Data Qualifiers & Definitions

- a - The analyte was detected at a level less than five times the reporting limit. The RPD results may not provide reliable information on the variability of the analysis.
- b - The analyte was spiked at a level that was less than five times that present in the sample. Matrix spike recoveries may not be meaningful.
- ca - The calibration results for the analyte were outside of acceptance criteria. The value reported is an estimate.
- c - The presence of the analyte may be due to carryover from previous sample injections.
- cf - The sample was centrifuged prior to analysis.
- d - The sample was diluted. Detection limits were raised and surrogate recoveries may not be meaningful.
- dv - Insufficient sample volume was available to achieve normal reporting limits.
- f - The sample was laboratory filtered prior to analysis.
- fb - The analyte was detected in the method blank.
- fc - The analyte is a common laboratory and field contaminant.
- hr - The sample and duplicate were reextracted and reanalyzed. RPD results were still outside of control limits. Variability is attributed to sample inhomogeneity.
- hs - Headspace was present in the container used for analysis.
- ht - The analysis was performed outside the method or client-specified holding time requirement.
- ip - Recovery fell outside of control limits due to sample matrix effects.
- j - The analyte concentration is reported below the lowest calibration standard. The value reported is an estimate.
- J - The internal standard associated with the analyte is out of control limits. The reported concentration is an estimate.
- jl - The laboratory control sample(s) percent recovery and/or RPD were out of control limits. The reported concentration should be considered an estimate.
- js - The surrogate associated with the analyte is out of control limits. The reported concentration should be considered an estimate.
- lc - The presence of the analyte is likely due to laboratory contamination.
- L - The reported concentration was generated from a library search.
- nm - The analyte was not detected in one or more of the duplicate analyses. Therefore, calculation of the RPD is not applicable.
- pc - The sample was received with incorrect preservation or in a container not approved by the method. The value reported should be considered an estimate.
- ve - The analyte response exceeded the valid instrument calibration range. The value reported is an estimate.
- vo - The value reported fell outside the control limits established for this analyte.
- x - The sample chromatographic pattern does not resemble the fuel standard used for quantitation.

FRIEDMAN & BRUYA, INC.

ENVIRONMENTAL CHEMISTS

James E. Bruya, Ph.D.
Yelena Aravkina, M.S.
Michael Erdahl, B.S.
Arina Podnozova, B.S.
Eric Young, B.S.

3012 16th Avenue West
Seattle, WA 98119-2029
(206) 285-8282
fbi@isomedia.com
www.friedmanandbruya.com

September 27, 2021

Mark Roman, Project Manager
Envision Environmental, Inc.
11 Sleepy Hollow Court
Allentown, NJ 08501

Dear Mr Roman:

Included are the results from the testing of material submitted on September 17, 2021 from the Ball Kent 302, REX, F&BI 109299 project. There are 65 pages included in this report. Any samples that may remain are currently scheduled for disposal in 30 days, or as directed by the Chain of Custody document. If you would like us to return your samples or arrange for long term storage at our offices, please contact us as soon as possible.

We appreciate this opportunity to be of service to you and hope you will call if you should have any questions.

Sincerely,

FRIEDMAN & BRUYA, INC.



Michael Erdahl
Project Manager

Enclosures
NAA0927R.DOC

FRIEDMAN & BRUYA, INC.

ENVIRONMENTAL CHEMISTS

CASE NARRATIVE

This case narrative encompasses samples received on September 17, 2021 by Friedman & Bruya, Inc. from the Envision Environmental Ball Kent 302, REX, F&BI 109299 project. Samples were logged in under the laboratory ID's listed below.

<u>Laboratory ID</u>	<u>Envision Environmental</u>
109299 -01	Trip Blank
109299 -02	ETMW3
109299 -03	MW103
109299 -04	MW104
109299 -05	MW107
109299 -06	Dup1
109299 -07	FB
109299 -08	MW113
109299 -09	MW201
109299 -10	ETMW7
109299 -11	MW102
109299 -12	ETMW2
109299 -13	MW105R
109299 -14	Dup2
109299 -15	MW101
109299 -16	MW106
109299 -17	FB1
109299 -18	MW108

The 8260D water MTBE and 2,2-dichloropropane calibration standard, laboratory control sample, and laboratory control sample duplicate did not pass the acceptance criteria. The data were flagged accordingly.

Methylene chloride was detected in the 8260D analysis of sample FB1. The data were flagged as due to laboratory contamination.

All other quality control requirements were acceptable.

FRIEDMAN & BRUYA, INC.

ENVIRONMENTAL CHEMISTS

Analysis For Volatile Compounds By EPA Method 8260D Dual Acquisition

Client Sample ID:	Trip Blank	Client:	Envision Environmental
Date Received:	09/17/21	Project:	Ball Kent 302, REX, F&BI 109299
Date Extracted:	09/18/21	Lab ID:	109299-01
Date Analyzed:	09/20/21	Data File:	092008.D
Matrix:	Water	Instrument:	GCMS13
Units:	ug/L (ppb)	Operator:	JCM

Surrogates:	% Recovery:	Lower Limit:	Upper Limit:
1,2-Dichloroethane-d4	107	85	117
Toluene-d8	94	88	112
4-Bromofluorobenzene	101	90	111

Compounds:	Concentration ug/L (ppb)	Compounds:	Concentration ug/L (ppb)
Dichlorodifluoromethane	<1	1,3-Dichloropropane	<1
Chloromethane	<10	Tetrachloroethene	<1
Vinyl chloride	<0.02	Dibromochloromethane	<0.5
Bromomethane	<5	1,2-Dibromoethane (EDB)	<0.01 j
Chloroethane	<1	Chlorobenzene	<1
Trichlorofluoromethane	<1	Ethylbenzene	<1
Acetone	<50	1,1,1,2-Tetrachloroethane	<1
1,1-Dichloroethene	<1	m,p-Xylene	<2
Hexane	<5	o-Xylene	<1
Methylene chloride	<5	Styrene	<1
Methyl t-butyl ether (MTBE)	<1 ca jl	Isopropylbenzene	<1
trans-1,2-Dichloroethene	<1	Bromoform	<5
1,1-Dichloroethane	<1	n-Propylbenzene	<1
2,2-Dichloropropane	<1 ca jl	Bromobenzene	<1
cis-1,2-Dichloroethene	<1	1,3,5-Trimethylbenzene	<1
Chloroform	<1	1,1,2,2-Tetrachloroethane	<0.2
2-Butanone (MEK)	<20	1,2,3-Trichloropropane	<0.072 j
1,2-Dichloroethane (EDC)	<0.2	2-Chlorotoluene	<1
1,1,1-Trichloroethane	<1	4-Chlorotoluene	<1
1,1-Dichloropropene	<1	tert-Butylbenzene	<1
Carbon tetrachloride	<0.5	1,2,4-Trimethylbenzene	<1
Benzene	<0.35	sec-Butylbenzene	<1
Trichloroethene	<0.5	p-Isopropyltoluene	<1
1,2-Dichloropropane	<1	1,3-Dichlorobenzene	<1
Bromodichloromethane	<0.5	1,4-Dichlorobenzene	<1
Dibromomethane	<1	1,2-Dichlorobenzene	<1
4-Methyl-2-pentanone	<10	1,2-Dibromo-3-chloropropane	<0.14 j
cis-1,3-Dichloropropene	<0.4	1,2,4-Trichlorobenzene	<1
Toluene	<1	Hexachlorobutadiene	<0.5
trans-1,3-Dichloropropene	<0.4 ca	Naphthalene	<1
1,1,2-Trichloroethane	<0.5	1,2,3-Trichlorobenzene	<1
2-Hexanone	<10		

FRIEDMAN & BRUYA, INC.

ENVIRONMENTAL CHEMISTS

GCMS Library Search Compound Report By EPA Method 8260D Dual Acquisition

Client Sample ID:	Trip Blank	Client:	Envision Environmental
Date Received:	09/17/21	Project:	Ball Kent 302, REX, F&BI 109299
Date Extracted:	09/18/21	Lab ID:	109299-01
Date Analyzed:	09/20/21	Data File:	092008.D
Matrix:	Water	Instrument:	GCMS13
Units:	ug/L (ppb)	Operator:	JCM

Surrogates:	% Recovery:	Lower Limit:	Upper Limit:
1,2-Dichloroethane-d4	107	85	117
Toluene-d8	94	88	112
4-Bromofluorobenzene	101	90	111

Tentative ID	CAS #	Qual.	Conc.
--------------	-------	-------	-------

Note: There were no library search compounds detected with a spectral quality of 85 or greater.

FRIEDMAN & BRUYA, INC.

ENVIRONMENTAL CHEMISTS

Analysis For Volatile Compounds By EPA Method 8260D Dual Acquisition

Client Sample ID:	ETMW3	Client:	Envision Environmental
Date Received:	09/17/21	Project:	Ball Kent 302, REX, F&BI 109299
Date Extracted:	09/18/20	Lab ID:	109299-02
Date Analyzed:	09/20/21	Data File:	092009.D
Matrix:	Water	Instrument:	GCMS13
Units:	ug/L (ppb)	Operator:	JCM

Surrogates:	% Recovery:	Lower Limit:	Upper Limit:
1,2-Dichloroethane-d4	107	85	117
Toluene-d8	97	88	112
4-Bromofluorobenzene	98	90	111

Compounds:	Concentration ug/L (ppb)	Compounds:	Concentration ug/L (ppb)
Dichlorodifluoromethane	<1	1,3-Dichloropropane	<1
Chloromethane	<10	Tetrachloroethene	<1
Vinyl chloride	<0.02	Dibromochloromethane	<0.5
Bromomethane	<5	1,2-Dibromoethane (EDB)	<0.01 j
Chloroethane	<1	Chlorobenzene	<1
Trichlorofluoromethane	<1	Ethylbenzene	<1
Acetone	<50	1,1,1,2-Tetrachloroethane	<1
1,1-Dichloroethene	<1	m,p-Xylene	<2
Hexane	<5	o-Xylene	<1
Methylene chloride	<5	Styrene	<1
Methyl t-butyl ether (MTBE)	<1 ca jl	Isopropylbenzene	<1
trans-1,2-Dichloroethene	<1	Bromoform	<5
1,1-Dichloroethane	<1	n-Propylbenzene	<1
2,2-Dichloropropane	<1 ca jl	Bromobenzene	<1
cis-1,2-Dichloroethene	<1	1,3,5-Trimethylbenzene	<1
Chloroform	<1	1,1,2,2-Tetrachloroethane	<0.2
2-Butanone (MEK)	<20	1,2,3-Trichloropropane	<0.072 j
1,2-Dichloroethane (EDC)	<0.2	2-Chlorotoluene	<1
1,1,1-Trichloroethane	<1	4-Chlorotoluene	<1
1,1-Dichloropropene	<1	tert-Butylbenzene	<1
Carbon tetrachloride	<0.5	1,2,4-Trimethylbenzene	<1
Benzene	<0.35	sec-Butylbenzene	<1
Trichloroethene	<0.5	p-Isopropyltoluene	<1
1,2-Dichloropropane	<1	1,3-Dichlorobenzene	<1
Bromodichloromethane	<0.5	1,4-Dichlorobenzene	<1
Dibromomethane	<1	1,2-Dichlorobenzene	<1
4-Methyl-2-pentanone	<10	1,2-Dibromo-3-chloropropane	<0.14 j
cis-1,3-Dichloropropene	<0.4	1,2,4-Trichlorobenzene	<1
Toluene	<1	Hexachlorobutadiene	<0.5
trans-1,3-Dichloropropene	<0.4 ca	Naphthalene	<1
1,1,2-Trichloroethane	<0.5	1,2,3-Trichlorobenzene	<1
2-Hexanone	<10		

FRIEDMAN & BRUYA, INC.

ENVIRONMENTAL CHEMISTS

GCMS Library Search Compound Report By EPA Method 8260D Dual Acquisition

Client Sample ID:	ETMW3	Client:	Envision Environmental
Date Received:	09/17/21	Project:	Ball Kent 302, REX, F&BI 109299
Date Extracted:	09/18/20	Lab ID:	109299-02
Date Analyzed:	09/20/21	Data File:	092009.D
Matrix:	Water	Instrument:	GCMS13
Units:	ug/L (ppb)	Operator:	JCM

Surrogates:	% Recovery:	Lower Limit:	Upper Limit:
1,2-Dichloroethane-d4	107	85	117
Toluene-d8	97	88	112
4-Bromofluorobenzene	98	90	111

Tentative ID	CAS #	Qual.	Conc.
--------------	-------	-------	-------

Note: There were no library search compounds detected with a spectral quality of 85 or greater.

FRIEDMAN & BRUYA, INC.

ENVIRONMENTAL CHEMISTS

Analysis For Volatile Compounds By EPA Method 8260D Dual Acquisition

Client Sample ID:	MW103	Client:	Envision Environmental
Date Received:	09/17/21	Project:	Ball Kent 302, REX, F&BI 109299
Date Extracted:	09/18/21	Lab ID:	109299-03
Date Analyzed:	09/20/21	Data File:	092010.D
Matrix:	Water	Instrument:	GCMS13
Units:	ug/L (ppb)	Operator:	JCM

Surrogates:	% Recovery:	Lower Limit:	Upper Limit:
1,2-Dichloroethane-d4	97	85	117
Toluene-d8	95	88	112
4-Bromofluorobenzene	101	90	111

Compounds:	Concentration ug/L (ppb)	Compounds:	Concentration ug/L (ppb)
Dichlorodifluoromethane	<1	1,3-Dichloropropane	<1
Chloromethane	<10	Tetrachloroethene	<1
Vinyl chloride	0.26	Dibromochloromethane	<0.5
Bromomethane	<5	1,2-Dibromoethane (EDB)	<0.01 j
Chloroethane	<1	Chlorobenzene	<1
Trichlorofluoromethane	<1	Ethylbenzene	<1
Acetone	<50	1,1,1,2-Tetrachloroethane	<1
1,1-Dichloroethene	<1	m,p-Xylene	<2
Hexane	<5	o-Xylene	<1
Methylene chloride	<5	Styrene	<1
Methyl t-butyl ether (MTBE)	<1 ca jl	Isopropylbenzene	<1
trans-1,2-Dichloroethene	<1	Bromoform	<5
1,1-Dichloroethane	<1	n-Propylbenzene	<1
2,2-Dichloropropane	<1 ca jl	Bromobenzene	<1
cis-1,2-Dichloroethene	1.3	1,3,5-Trimethylbenzene	<1
Chloroform	<1	1,1,2,2-Tetrachloroethane	<0.2
2-Butanone (MEK)	<20	1,2,3-Trichloropropane	<0.072 j
1,2-Dichloroethane (EDC)	<0.2	2-Chlorotoluene	<1
1,1,1-Trichloroethane	<1	4-Chlorotoluene	<1
1,1-Dichloropropene	<1	tert-Butylbenzene	<1
Carbon tetrachloride	<0.5	1,2,4-Trimethylbenzene	<1
Benzene	<0.35	sec-Butylbenzene	<1
Trichloroethene	<0.5	p-Isopropyltoluene	<1
1,2-Dichloropropane	<1	1,3-Dichlorobenzene	<1
Bromodichloromethane	<0.5	1,4-Dichlorobenzene	<1
Dibromomethane	<1	1,2-Dichlorobenzene	<1
4-Methyl-2-pentanone	<10	1,2-Dibromo-3-chloropropane	<0.14 j
cis-1,3-Dichloropropene	<0.4	1,2,4-Trichlorobenzene	<1
Toluene	<1	Hexachlorobutadiene	<0.5
trans-1,3-Dichloropropene	<0.4 ca	Naphthalene	<1
1,1,2-Trichloroethane	<0.5	1,2,3-Trichlorobenzene	<1
2-Hexanone	<10		

FRIEDMAN & BRUYA, INC.

ENVIRONMENTAL CHEMISTS

GCMS Library Search Compound Report By EPA Method 8260D Dual Acquisition

Client Sample ID:	MW103	Client:	Envision Environmental
Date Received:	09/17/21	Project:	Ball Kent 302, REX, F&BI 109299
Date Extracted:	09/18/21	Lab ID:	109299-03
Date Analyzed:	09/20/21	Data File:	092010.D
Matrix:	Water	Instrument:	GCMS13
Units:	ug/L (ppb)	Operator:	JCM

Surrogates:	% Recovery:	Lower Limit:	Upper Limit:
1,2-Dichloroethane-d4	97	85	117
Toluene-d8	95	88	112
4-Bromofluorobenzene	101	90	111

Tentative ID	CAS #	Qual.	Conc.
--------------	-------	-------	-------

Note: There were no library search compounds detected with a spectral quality of 85 or greater.

FRIEDMAN & BRUYA, INC.

ENVIRONMENTAL CHEMISTS

Analysis For Volatile Compounds By EPA Method 8260D Dual Acquisition

Client Sample ID:	MW104	Client:	Envision Environmental
Date Received:	09/17/21	Project:	Ball Kent 302, REX, F&BI 109299
Date Extracted:	09/20/21	Lab ID:	109299-04
Date Analyzed:	09/20/21	Data File:	092012.D
Matrix:	Water	Instrument:	GCMS13
Units:	ug/L (ppb)	Operator:	JCM

Surrogates:	% Recovery:	Lower Limit:	Upper Limit:
1,2-Dichloroethane-d4	110	85	117
Toluene-d8	96	88	112
4-Bromofluorobenzene	98	90	111

Compounds:	Concentration ug/L (ppb)	Compounds:	Concentration ug/L (ppb)
Dichlorodifluoromethane	<1	1,3-Dichloropropane	<1
Chloromethane	<10	Tetrachloroethene	<1
Vinyl chloride	<0.02	Dibromochloromethane	<0.5
Bromomethane	<5	1,2-Dibromoethane (EDB)	<0.01 j
Chloroethane	<1	Chlorobenzene	<1
Trichlorofluoromethane	<1	Ethylbenzene	<1
Acetone	<50	1,1,1,2-Tetrachloroethane	<1
1,1-Dichloroethene	<1	m,p-Xylene	<2
Hexane	<5	o-Xylene	<1
Methylene chloride	<5	Styrene	<1
Methyl t-butyl ether (MTBE)	<1 ca jl	Isopropylbenzene	<1
trans-1,2-Dichloroethene	<1	Bromoform	<5
1,1-Dichloroethane	<1	n-Propylbenzene	<1
2,2-Dichloropropane	<1 ca jl	Bromobenzene	<1
cis-1,2-Dichloroethene	<1	1,3,5-Trimethylbenzene	<1
Chloroform	<1	1,1,2,2-Tetrachloroethane	<0.2
2-Butanone (MEK)	<20	1,2,3-Trichloropropane	<0.072 j
1,2-Dichloroethane (EDC)	<0.2	2-Chlorotoluene	<1
1,1,1-Trichloroethane	<1	4-Chlorotoluene	<1
1,1-Dichloropropene	<1	tert-Butylbenzene	<1
Carbon tetrachloride	<0.5	1,2,4-Trimethylbenzene	<1
Benzene	<0.35	sec-Butylbenzene	<1
Trichloroethene	<0.5	p-Isopropyltoluene	<1
1,2-Dichloropropane	<1	1,3-Dichlorobenzene	<1
Bromodichloromethane	<0.5	1,4-Dichlorobenzene	<1
Dibromomethane	<1	1,2-Dichlorobenzene	<1
4-Methyl-2-pentanone	<10	1,2-Dibromo-3-chloropropane	<0.14 j
cis-1,3-Dichloropropene	<0.4	1,2,4-Trichlorobenzene	<1
Toluene	<1	Hexachlorobutadiene	<0.5
trans-1,3-Dichloropropene	<0.4 ca	Naphthalene	<1
1,1,2-Trichloroethane	<0.5	1,2,3-Trichlorobenzene	<1
2-Hexanone	<10		

FRIEDMAN & BRUYA, INC.

ENVIRONMENTAL CHEMISTS

GCMS Library Search Compound Report By EPA Method 8260D Dual Acquisition

Client Sample ID:	MW104	Client:	Envision Environmental
Date Received:	09/17/21	Project:	Ball Kent 302, REX, F&BI 109299
Date Extracted:	09/20/21	Lab ID:	109299-04
Date Analyzed:	09/20/21	Data File:	092012.D
Matrix:	Water	Instrument:	GCMS13
Units:	ug/L (ppb)	Operator:	JCM

Surrogates:	% Recovery:	Lower Limit:	Upper Limit:
1,2-Dichloroethane-d4	103	85	117
Toluene-d8	95	88	112
4-Bromofluorobenzene	100	90	111

Tentative ID	CAS #	Qual.	Conc.
--------------	-------	-------	-------

Note: There were no library search compounds detected with a spectral quality of 85 or greater.

FRIEDMAN & BRUYA, INC.

ENVIRONMENTAL CHEMISTS

Analysis For Volatile Compounds By EPA Method 8260D Dual Acquisition

Client Sample ID:	MW107	Client:	Envision Environmental
Date Received:	09/17/21	Project:	Ball Kent 302, REX, F&BI 109299
Date Extracted:	09/20/21	Lab ID:	109299-05
Date Analyzed:	09/20/21	Data File:	092011.D
Matrix:	Water	Instrument:	GCMS13
Units:	ug/L (ppb)	Operator:	JCM

Surrogates:	% Recovery:	Lower Limit:	Upper Limit:
1,2-Dichloroethane-d4	103	85	117
Toluene-d8	95	88	112
4-Bromofluorobenzene	100	90	111

Compounds:	Concentration ug/L (ppb)	Compounds:	Concentration ug/L (ppb)
Dichlorodifluoromethane	<1	1,3-Dichloropropane	<1
Chloromethane	<10	Tetrachloroethene	<1
Vinyl chloride	<0.02	Dibromochloromethane	<0.5
Bromomethane	<5	1,2-Dibromoethane (EDB)	<0.01 j
Chloroethane	<1	Chlorobenzene	<1
Trichlorofluoromethane	<1	Ethylbenzene	<1
Acetone	<50	1,1,1,2-Tetrachloroethane	<1
1,1-Dichloroethene	<1	m,p-Xylene	<2
Hexane	<5	o-Xylene	<1
Methylene chloride	<5	Styrene	<1
Methyl t-butyl ether (MTBE)	<1 ca jl	Isopropylbenzene	<1
trans-1,2-Dichloroethene	<1	Bromoform	<5
1,1-Dichloroethane	<1	n-Propylbenzene	<1
2,2-Dichloropropane	<1 ca jl	Bromobenzene	<1
cis-1,2-Dichloroethene	<1	1,3,5-Trimethylbenzene	<1
Chloroform	<1	1,1,2,2-Tetrachloroethane	<0.2
2-Butanone (MEK)	<20	1,2,3-Trichloropropane	<0.072 j
1,2-Dichloroethane (EDC)	<0.2	2-Chlorotoluene	<1
1,1,1-Trichloroethane	<1	4-Chlorotoluene	<1
1,1-Dichloropropene	<1	tert-Butylbenzene	<1
Carbon tetrachloride	<0.5	1,2,4-Trimethylbenzene	<1
Benzene	<0.35	sec-Butylbenzene	<1
Trichloroethene	<0.5	p-Isopropyltoluene	<1
1,2-Dichloropropane	<1	1,3-Dichlorobenzene	<1
Bromodichloromethane	<0.5	1,4-Dichlorobenzene	<1
Dibromomethane	<1	1,2-Dichlorobenzene	<1
4-Methyl-2-pentanone	<10	1,2-Dibromo-3-chloropropane	<0.14 j
cis-1,3-Dichloropropene	<0.4	1,2,4-Trichlorobenzene	<1
Toluene	<1	Hexachlorobutadiene	<0.5
trans-1,3-Dichloropropene	<0.4 ca	Naphthalene	<1
1,1,2-Trichloroethane	<0.5	1,2,3-Trichlorobenzene	<1
2-Hexanone	<10		

FRIEDMAN & BRUYA, INC.

ENVIRONMENTAL CHEMISTS

GCMS Library Search Compound Report By EPA Method 8260D Dual Acquisition

Client Sample ID:	MW107	Client:	Envision Environmental
Date Received:	09/17/21	Project:	Ball Kent 302, REX, F&BI 109299
Date Extracted:	09/20/21	Lab ID:	109299-05
Date Analyzed:	09/20/21	Data File:	092011.D
Matrix:	Water	Instrument:	GCMS13
Units:	ug/L (ppb)	Operator:	JCM

Surrogates:	% Recovery:	Lower Limit:	Upper Limit:
1,2-Dichloroethane-d4	110	85	117
Toluene-d8	96	88	112
4-Bromofluorobenzene	98	90	111

Tentative ID	CAS #	Qual.	Conc.
--------------	-------	-------	-------

Note: There were no library search compounds detected with a spectral quality of 85 or greater.

FRIEDMAN & BRUYA, INC.

ENVIRONMENTAL CHEMISTS

Analysis For Volatile Compounds By EPA Method 8260D Dual Acquisition

Client Sample ID:	Dup1	Client:	Envision Environmental
Date Received:	09/17/21	Project:	Ball Kent 302, REX, F&BI 109299
Date Extracted:	09/18/21	Lab ID:	109299-06
Date Analyzed:	09/20/21	Data File:	092013.D
Matrix:	Water	Instrument:	GCMS13
Units:	ug/L (ppb)	Operator:	JCM

Surrogates:	% Recovery:	Lower Limit:	Upper Limit:
1,2-Dichloroethane-d4	110	85	117
Toluene-d8	92	88	112
4-Bromofluorobenzene	99	90	111

Compounds:	Concentration ug/L (ppb)	Compounds:	Concentration ug/L (ppb)
Dichlorodifluoromethane	<1	1,3-Dichloropropane	<1
Chloromethane	<10	Tetrachloroethene	<1
Vinyl chloride	0.041	Dibromochloromethane	<0.5
Bromomethane	<5	1,2-Dibromoethane (EDB)	<0.01 j
Chloroethane	<1	Chlorobenzene	<1
Trichlorofluoromethane	<1	Ethylbenzene	<1
Acetone	<50	1,1,1,2-Tetrachloroethane	<1
1,1-Dichloroethene	<1	m,p-Xylene	<2
Hexane	<5	o-Xylene	<1
Methylene chloride	<5	Styrene	<1
Methyl t-butyl ether (MTBE)	<1 ca jl	Isopropylbenzene	<1
trans-1,2-Dichloroethene	<1	Bromoform	<5
1,1-Dichloroethane	<1	n-Propylbenzene	<1
2,2-Dichloropropane	<1 ca jl	Bromobenzene	<1
cis-1,2-Dichloroethene	<1	1,3,5-Trimethylbenzene	1.4
Chloroform	<1	1,1,2,2-Tetrachloroethane	<0.2
2-Butanone (MEK)	<20	1,2,3-Trichloropropane	<0.072 j
1,2-Dichloroethane (EDC)	<0.2	2-Chlorotoluene	<1
1,1,1-Trichloroethane	1.1	4-Chlorotoluene	<1
1,1-Dichloropropene	<1	tert-Butylbenzene	<1
Carbon tetrachloride	<0.5	1,2,4-Trimethylbenzene	4.8
Benzene	<0.35	sec-Butylbenzene	<1
Trichloroethene	<0.5	p-Isopropyltoluene	<1
1,2-Dichloropropane	<1	1,3-Dichlorobenzene	<1
Bromodichloromethane	<0.5	1,4-Dichlorobenzene	<1
Dibromomethane	<1	1,2-Dichlorobenzene	<1
4-Methyl-2-pentanone	<10	1,2-Dibromo-3-chloropropane	<0.14 j
cis-1,3-Dichloropropene	<0.4	1,2,4-Trichlorobenzene	<1
Toluene	<1	Hexachlorobutadiene	<0.5
trans-1,3-Dichloropropene	<0.4 ca	Naphthalene	<1
1,1,2-Trichloroethane	<0.5	1,2,3-Trichlorobenzene	<1
2-Hexanone	<10		

FRIEDMAN & BRUYA, INC.

ENVIRONMENTAL CHEMISTS

GCMS Library Search Compound Report By EPA Method 8260D Dual Acquisition

Client Sample ID:	Dup1	Client:	Envision Environmental
Date Received:	09/17/21	Project:	Ball Kent 302, REX, F&BI 109299
Date Extracted:	09/18/21	Lab ID:	109299-06
Date Analyzed:	09/20/21	Data File:	092013.D
Matrix:	Water	Instrument:	GCMS13
Units:	ug/L (ppb)	Operator:	JCM

Surrogates:	% Recovery:	Lower Limit:	Upper Limit:
1,2-Dichloroethane-d4	110	85	117
Toluene-d8	92	88	112
4-Bromofluorobenzene	99	90	111

Tentative ID	CAS #	Qual.	Conc.
Benzene, 1-ethyl-2-methyl-	000611-14-3	94	3.4
Benzene, 1-ethyl-3-methyl-	000620-14-4	94	1.4

Note: Only compounds above spectral quality 85 have been reported.

FRIEDMAN & BRUYA, INC.

ENVIRONMENTAL CHEMISTS

Analysis For Volatile Compounds By EPA Method 8260D Dual Acquisition

Client Sample ID:	FB	Client:	Envision Environmental
Date Received:	09/17/21	Project:	Ball Kent 302, REX, F&BI 109299
Date Extracted:	09/18/21	Lab ID:	109299-07
Date Analyzed:	09/20/21	Data File:	092014.D
Matrix:	Water	Instrument:	GCMS13
Units:	ug/L (ppb)	Operator:	JCM

Surrogates:	% Recovery:	Lower Limit:	Upper Limit:
1,2-Dichloroethane-d4	112	85	117
Toluene-d8	90	88	112
4-Bromofluorobenzene	98	90	111

Compounds:	Concentration ug/L (ppb)	Compounds:	Concentration ug/L (ppb)
Dichlorodifluoromethane	<1	1,3-Dichloropropane	<1
Chloromethane	<10	Tetrachloroethene	<1
Vinyl chloride	<0.02	Dibromochloromethane	<0.5
Bromomethane	<5	1,2-Dibromoethane (EDB)	<0.01 j
Chloroethane	<1	Chlorobenzene	<1
Trichlorofluoromethane	<1	Ethylbenzene	<1
Acetone	<50	1,1,1,2-Tetrachloroethane	<1
1,1-Dichloroethene	<1	m,p-Xylene	<2
Hexane	<5	o-Xylene	<1
Methylene chloride	6.0 ca lc	Styrene	<1
Methyl t-butyl ether (MTBE)	<1 ca jl	Isopropylbenzene	<1
trans-1,2-Dichloroethene	<1	Bromoform	<5
1,1-Dichloroethane	<1	n-Propylbenzene	<1
2,2-Dichloropropane	<1 ca jl	Bromobenzene	<1
cis-1,2-Dichloroethene	<1	1,3,5-Trimethylbenzene	<1
Chloroform	<1	1,1,2,2-Tetrachloroethane	<0.2
2-Butanone (MEK)	<20	1,2,3-Trichloropropane	<0.072 j
1,2-Dichloroethane (EDC)	<0.2	2-Chlorotoluene	<1
1,1,1-Trichloroethane	<1	4-Chlorotoluene	<1
1,1-Dichloropropene	<1	tert-Butylbenzene	<1
Carbon tetrachloride	<0.5	1,2,4-Trimethylbenzene	<1
Benzene	<0.35	sec-Butylbenzene	<1
Trichloroethene	<0.5	p-Isopropyltoluene	<1
1,2-Dichloropropane	<1	1,3-Dichlorobenzene	<1
Bromodichloromethane	<0.5	1,4-Dichlorobenzene	<1
Dibromomethane	<1	1,2-Dichlorobenzene	<1
4-Methyl-2-pentanone	<10	1,2-Dibromo-3-chloropropane	<0.14 j
cis-1,3-Dichloropropene	<0.4	1,2,4-Trichlorobenzene	<1
Toluene	<1	Hexachlorobutadiene	<0.5
trans-1,3-Dichloropropene	<0.4 ca	Naphthalene	<1
1,1,2-Trichloroethane	<0.5	1,2,3-Trichlorobenzene	<1
2-Hexanone	<10		

FRIEDMAN & BRUYA, INC.

ENVIRONMENTAL CHEMISTS

GCMS Library Search Compound Report By EPA Method 8260D Dual Acquisition

Client Sample ID:	FB	Client:	Envision Environmental
Date Received:	09/17/21	Project:	Ball Kent 302, REX, F&BI 109299
Date Extracted:	09/18/21	Lab ID:	109299-07
Date Analyzed:	09/20/21	Data File:	092014.D
Matrix:	Water	Instrument:	GCMS13
Units:	ug/L (ppb)	Operator:	JCM

Surrogates:	% Recovery:	Lower Limit:	Upper Limit:
1,2-Dichloroethane-d4	112	85	117
Toluene-d8	90	88	112
4-Bromofluorobenzene	98	90	111

Tentative ID	CAS #	Qual.	Conc.
--------------	-------	-------	-------

Note: There were no library search compounds detected with a spectral quality of 85 or greater.

FRIEDMAN & BRUYA, INC.

ENVIRONMENTAL CHEMISTS

Analysis For Volatile Compounds By EPA Method 8260D Dual Acquisition

Client Sample ID:	MW113	Client:	Envision Environmental
Date Received:	09/17/21	Project:	Ball Kent 302, REX, F&BI 109299
Date Extracted:	09/18/21	Lab ID:	109299-08
Date Analyzed:	09/20/21	Data File:	092015.D
Matrix:	Water	Instrument:	GCMS13
Units:	ug/L (ppb)	Operator:	JCM

Surrogates:	% Recovery:	Lower Limit:	Upper Limit:
1,2-Dichloroethane-d4	107	85	117
Toluene-d8	92	88	112
4-Bromofluorobenzene	99	90	111

Compounds:	Concentration ug/L (ppb)	Compounds:	Concentration ug/L (ppb)
Dichlorodifluoromethane	<1	1,3-Dichloropropane	<1
Chloromethane	<10	Tetrachloroethene	<1
Vinyl chloride	0.037	Dibromochloromethane	<0.5
Bromomethane	<5	1,2-Dibromoethane (EDB)	<0.01 j
Chloroethane	<1	Chlorobenzene	<1
Trichlorofluoromethane	<1	Ethylbenzene	<1
Acetone	<50	1,1,1,2-Tetrachloroethane	<1
1,1-Dichloroethene	<1	m,p-Xylene	<2
Hexane	<5	o-Xylene	<1
Methylene chloride	<5	Styrene	<1
Methyl t-butyl ether (MTBE)	<1 ca jl	Isopropylbenzene	<1
trans-1,2-Dichloroethene	<1	Bromoform	<5
1,1-Dichloroethane	<1	n-Propylbenzene	<1
2,2-Dichloropropane	<1 ca jl	Bromobenzene	<1
cis-1,2-Dichloroethene	<1	1,3,5-Trimethylbenzene	<1
Chloroform	<1	1,1,2,2-Tetrachloroethane	<0.2
2-Butanone (MEK)	<20	1,2,3-Trichloropropane	<0.072 j
1,2-Dichloroethane (EDC)	<0.2	2-Chlorotoluene	<1
1,1,1-Trichloroethane	<1	4-Chlorotoluene	<1
1,1-Dichloropropene	<1	tert-Butylbenzene	<1
Carbon tetrachloride	<0.5	1,2,4-Trimethylbenzene	3.0
Benzene	<0.35	sec-Butylbenzene	<1
Trichloroethene	<0.5	p-Isopropyltoluene	<1
1,2-Dichloropropane	<1	1,3-Dichlorobenzene	<1
Bromodichloromethane	<0.5	1,4-Dichlorobenzene	<1
Dibromomethane	<1	1,2-Dichlorobenzene	<1
4-Methyl-2-pentanone	<10	1,2-Dibromo-3-chloropropane	<0.14 j
cis-1,3-Dichloropropene	<0.4	1,2,4-Trichlorobenzene	<1
Toluene	<1	Hexachlorobutadiene	<0.5
trans-1,3-Dichloropropene	<0.4 ca	Naphthalene	<1
1,1,2-Trichloroethane	<0.5	1,2,3-Trichlorobenzene	<1
2-Hexanone	<10		

FRIEDMAN & BRUYA, INC.

ENVIRONMENTAL CHEMISTS

GCMS Library Search Compound Report By EPA Method 8260D Dual Acquisition

Client Sample ID:	MW113	Client:	Envision Environmental
Date Received:	09/17/21	Project:	Ball Kent 302, REX, F&BI 109299
Date Extracted:	09/18/21	Lab ID:	109299-08
Date Analyzed:	09/20/21	Data File:	092015.D
Matrix:	Water	Instrument:	GCMS13
Units:	ug/L (ppb)	Operator:	JCM

Surrogates:	% Recovery:	Lower Limit:	Upper Limit:
1,2-Dichloroethane-d4	107	85	117
Toluene-d8	92	88	112
4-Bromofluorobenzene	99	90	111

Tentative ID	CAS #	Qual.	Conc.
Benzene, 1-ethyl-3-methyl-	000620-14-4	94	2.2

Note: Only compounds above spectral quality 85 have been reported.

FRIEDMAN & BRUYA, INC.

ENVIRONMENTAL CHEMISTS

Analysis For Volatile Compounds By EPA Method 8260D Dual Acquisition

Client Sample ID:	MW201	Client:	Envision Environmental
Date Received:	09/17/21	Project:	Ball Kent 302, REX, F&BI 109299
Date Extracted:	09/18/21	Lab ID:	109299-09
Date Analyzed:	09/20/21	Data File:	092016.D
Matrix:	Water	Instrument:	GCMS13
Units:	ug/L (ppb)	Operator:	JCM

Surrogates:	% Recovery:	Lower Limit:	Upper Limit:
1,2-Dichloroethane-d4	104	85	117
Toluene-d8	90	88	112
4-Bromofluorobenzene	99	90	111

Compounds:	Concentration ug/L (ppb)	Compounds:	Concentration ug/L (ppb)
Dichlorodifluoromethane	<1	1,3-Dichloropropane	<1
Chloromethane	<10	Tetrachloroethene	<1
Vinyl chloride	<0.02	Dibromochloromethane	<0.5
Bromomethane	<5	1,2-Dibromoethane (EDB)	<0.01 j
Chloroethane	<1	Chlorobenzene	<1
Trichlorofluoromethane	<1	Ethylbenzene	<1
Acetone	<50	1,1,1,2-Tetrachloroethane	<1
1,1-Dichloroethene	<1	m,p-Xylene	<2
Hexane	<5	o-Xylene	<1
Methylene chloride	<5	Styrene	<1
Methyl t-butyl ether (MTBE)	<1 ca jl	Isopropylbenzene	<1
trans-1,2-Dichloroethene	<1	Bromoform	<5
1,1-Dichloroethane	<1	n-Propylbenzene	<1
2,2-Dichloropropane	<1 ca jl	Bromobenzene	<1
cis-1,2-Dichloroethene	<1	1,3,5-Trimethylbenzene	<1
Chloroform	<1	1,1,2,2-Tetrachloroethane	<0.2
2-Butanone (MEK)	<20	1,2,3-Trichloropropane	<0.072 j
1,2-Dichloroethane (EDC)	<0.2	2-Chlorotoluene	<1
1,1,1-Trichloroethane	<1	4-Chlorotoluene	<1
1,1-Dichloropropene	<1	tert-Butylbenzene	<1
Carbon tetrachloride	<0.5	1,2,4-Trimethylbenzene	<1
Benzene	<0.35	sec-Butylbenzene	<1
Trichloroethene	<0.5	p-Isopropyltoluene	<1
1,2-Dichloropropane	<1	1,3-Dichlorobenzene	<1
Bromodichloromethane	<0.5	1,4-Dichlorobenzene	<1
Dibromomethane	<1	1,2-Dichlorobenzene	<1
4-Methyl-2-pentanone	<10	1,2-Dibromo-3-chloropropane	<0.14 j
cis-1,3-Dichloropropene	<0.4	1,2,4-Trichlorobenzene	<1
Toluene	<1	Hexachlorobutadiene	<0.5
trans-1,3-Dichloropropene	<0.4 ca	Naphthalene	<1
1,1,2-Trichloroethane	<0.5	1,2,3-Trichlorobenzene	<1
2-Hexanone	<10		

FRIEDMAN & BRUYA, INC.

ENVIRONMENTAL CHEMISTS

GCMS Library Search Compound Report By EPA Method 8260D Dual Acquisition

Client Sample ID:	MW201	Client:	Envision Environmental
Date Received:	09/17/21	Project:	Ball Kent 302, REX, F&BI 109299
Date Extracted:	09/18/21	Lab ID:	109299-09
Date Analyzed:	09/20/21	Data File:	092016.D
Matrix:	Water	Instrument:	GCMS13
Units:	ug/L (ppb)	Operator:	JCM

Surrogates:	% Recovery:	Lower Limit:	Upper Limit:
1,2-Dichloroethane-d4	104	85	117
Toluene-d8	90	88	112
4-Bromofluorobenzene	99	90	111

Tentative ID	CAS #	Qual.	Conc.
--------------	-------	-------	-------

Note: There were no library search compounds detected with a spectral quality of 85 or greater.

FRIEDMAN & BRUYA, INC.

ENVIRONMENTAL CHEMISTS

Analysis For Volatile Compounds By EPA Method 8260D Dual Acquisition

Client Sample ID:	ETMW7	Client:	Envision Environmental
Date Received:	09/17/21	Project:	Ball Kent 302, REX, F&BI 109299
Date Extracted:	09/18/21	Lab ID:	109299-10
Date Analyzed:	09/20/21	Data File:	092017.D
Matrix:	Water	Instrument:	GCMS13
Units:	ug/L (ppb)	Operator:	JCM

Surrogates:	% Recovery:	Lower Limit:	Upper Limit:
1,2-Dichloroethane-d4	109	85	117
Toluene-d8	93	88	112
4-Bromofluorobenzene	98	90	111

Compounds:	Concentration ug/L (ppb)	Compounds:	Concentration ug/L (ppb)
Dichlorodifluoromethane	<1	1,3-Dichloropropane	<1
Chloromethane	<10	Tetrachloroethene	<1
Vinyl chloride	2.7	Dibromochloromethane	<0.5
Bromomethane	<5	1,2-Dibromoethane (EDB)	<0.01 j
Chloroethane	2,000 ve	Chlorobenzene	<1
Trichlorofluoromethane	<1	Ethylbenzene	<1
Acetone	<50	1,1,1,2-Tetrachloroethane	<1
1,1-Dichloroethene	<1	m,p-Xylene	<2
Hexane	<5	o-Xylene	<1
Methylene chloride	<5	Styrene	<1
Methyl t-butyl ether (MTBE)	<1 ca jl	Isopropylbenzene	<1
trans-1,2-Dichloroethene	<1	Bromoform	<5
1,1-Dichloroethane	2.1	n-Propylbenzene	<1
2,2-Dichloropropane	<1 ca jl	Bromobenzene	<1
cis-1,2-Dichloroethene	<1	1,3,5-Trimethylbenzene	<1
Chloroform	<1	1,1,2,2-Tetrachloroethane	<0.2
2-Butanone (MEK)	<20	1,2,3-Trichloropropane	<0.072 j
1,2-Dichloroethane (EDC)	6.9	2-Chlorotoluene	<1
1,1,1-Trichloroethane	<1	4-Chlorotoluene	<1
1,1-Dichloropropene	<1	tert-Butylbenzene	<1
Carbon tetrachloride	<0.5	1,2,4-Trimethylbenzene	<1
Benzene	<0.35	sec-Butylbenzene	<1
Trichloroethene	<0.5	p-Isopropyltoluene	<1
1,2-Dichloropropane	<1	1,3-Dichlorobenzene	<1
Bromodichloromethane	<0.5	1,4-Dichlorobenzene	<1
Dibromomethane	<1	1,2-Dichlorobenzene	<1
4-Methyl-2-pentanone	<10	1,2-Dibromo-3-chloropropane	<0.14 j
cis-1,3-Dichloropropene	<0.4	1,2,4-Trichlorobenzene	<1
Toluene	<1	Hexachlorobutadiene	<0.5
trans-1,3-Dichloropropene	<0.4 ca	Naphthalene	<1
1,1,2-Trichloroethane	<0.5	1,2,3-Trichlorobenzene	<1
2-Hexanone	<10		

FRIEDMAN & BRUYA, INC.

ENVIRONMENTAL CHEMISTS

GCMS Library Search Compound Report By EPA Method 8260D Dual Acquisition

Client Sample ID:	ETMW7	Client:	Envision Environmental
Date Received:	09/17/21	Project:	Ball Kent 302, REX, F&BI 109299
Date Extracted:	09/18/21	Lab ID:	109299-10
Date Analyzed:	09/20/21	Data File:	092017.D
Matrix:	Water	Instrument:	GCMS13
Units:	ug/L (ppb)	Operator:	JCM

Surrogates:	% Recovery:	Lower Limit:	Upper Limit:
1,2-Dichloroethane-d4	109	85	117
Toluene-d8	93	88	112
4-Bromofluorobenzene	98	90	111

Tentative ID	CAS #	Qual.	Conc.
Ethane, 1,2-dichloro-1,1,2-trifluoro-	000354-23-4	91	10
Butane, 1,3-dichloro-	001190-22-3	90	3.4
Ethane, bromo-	000074-96-4	91	2.8
Ethane, (methylthio)-	000624-89-5	91	2.7
Ethane, 1,1'-thiobis-	000352-93-2	90	2.7
1,3-Dioxolane	000646-06-0	86	1.3

Note: Only compounds above spectral quality 85 have been reported.

FRIEDMAN & BRUYA, INC.

ENVIRONMENTAL CHEMISTS

Analysis For Volatile Compounds By EPA Method 8260D

Client Sample ID:	ETMW7	Client:	Envision Environmental
Date Received:	09/17/21	Project:	Ball Kent 302, REX, F&BI 109299
Date Extracted:	09/17/21	Lab ID:	109299-10 1/100
Date Analyzed:	09/20/21	Data File:	092031.D
Matrix:	Water	Instrument:	GCMS4
Units:	ug/L (ppb)	Operator:	JCM

Surrogates:	% Recovery:	Lower Limit:	Upper Limit:
1,2-Dichloroethane-d4	97	86	113
Toluene-d8	99	88	114
4-Bromofluorobenzene	100	88	112

Compounds:	Concentration ug/L (ppb)
Chloroethane	2,200

FRIEDMAN & BRUYA, INC.

ENVIRONMENTAL CHEMISTS

Analysis For Volatile Compounds By EPA Method 8260D Dual Acquisition

Client Sample ID:	MW102	Client:	Envision Environmental
Date Received:	09/17/21	Project:	Ball Kent 302, REX, F&BI 109299
Date Extracted:	09/18/21	Lab ID:	109299-11
Date Analyzed:	09/20/21	Data File:	092018.D
Matrix:	Water	Instrument:	GCMS13
Units:	ug/L (ppb)	Operator:	JCM

Surrogates:	% Recovery:	Lower Limit:	Upper Limit:
1,2-Dichloroethane-d4	110	85	117
Toluene-d8	93	88	112
4-Bromofluorobenzene	95	90	111

Compounds:	Concentration ug/L (ppb)	Compounds:	Concentration ug/L (ppb)
Dichlorodifluoromethane	<1	1,3-Dichloropropane	<1
Chloromethane	<10	Tetrachloroethene	<1
Vinyl chloride	0.081	Dibromochloromethane	<0.5
Bromomethane	<5	1,2-Dibromoethane (EDB)	<0.01 j
Chloroethane	94	Chlorobenzene	<1
Trichlorofluoromethane	<1	Ethylbenzene	<1
Acetone	<50	1,1,1,2-Tetrachloroethane	<1
1,1-Dichloroethene	<1	m,p-Xylene	<2
Hexane	<5	o-Xylene	<1
Methylene chloride	<5	Styrene	<1
Methyl t-butyl ether (MTBE)	<1 ca jl	Isopropylbenzene	<1
trans-1,2-Dichloroethene	<1	Bromoform	<5
1,1-Dichloroethane	<1	n-Propylbenzene	<1
2,2-Dichloropropane	<1 ca jl	Bromobenzene	<1
cis-1,2-Dichloroethene	<1	1,3,5-Trimethylbenzene	<1
Chloroform	<1	1,1,2,2-Tetrachloroethane	<0.2
2-Butanone (MEK)	<20	1,2,3-Trichloropropane	<0.072 j
1,2-Dichloroethane (EDC)	1.6	2-Chlorotoluene	<1
1,1,1-Trichloroethane	<1	4-Chlorotoluene	<1
1,1-Dichloropropene	<1	tert-Butylbenzene	<1
Carbon tetrachloride	<0.5	1,2,4-Trimethylbenzene	<1
Benzene	<0.35	sec-Butylbenzene	<1
Trichloroethene	<0.5	p-Isopropyltoluene	<1
1,2-Dichloropropane	<1	1,3-Dichlorobenzene	<1
Bromodichloromethane	<0.5	1,4-Dichlorobenzene	<1
Dibromomethane	<1	1,2-Dichlorobenzene	<1
4-Methyl-2-pentanone	<10	1,2-Dibromo-3-chloropropane	<0.14 j
cis-1,3-Dichloropropene	<0.4	1,2,4-Trichlorobenzene	<1
Toluene	<1	Hexachlorobutadiene	<0.5
trans-1,3-Dichloropropene	<0.4 ca	Naphthalene	<1
1,1,2-Trichloroethane	<0.5	1,2,3-Trichlorobenzene	<1
2-Hexanone	<10		

FRIEDMAN & BRUYA, INC.

ENVIRONMENTAL CHEMISTS

GCMS Library Search Compound Report By EPA Method 8260D Dual Acquisition

Client Sample ID:	MW102	Client:	Envision Environmental
Date Received:	09/17/21	Project:	Ball Kent 302, REX, F&BI 109299
Date Extracted:	09/18/21	Lab ID:	109299-11
Date Analyzed:	09/20/21	Data File:	092018.D
Matrix:	Water	Instrument:	GCMS13
Units:	ug/L (ppb)	Operator:	JCM

Surrogates:	% Recovery:	Lower Limit:	Upper Limit:
1,2-Dichloroethane-d4	110	85	117
Toluene-d8	93	88	112
4-Bromofluorobenzene	95	90	111

Tentative ID	CAS #	Qual.	Conc.
Ethane, 1,1'-thiobis-	000352-93-2	91	7.6
Butane, 1,3-dichloro-	001190-22-3	90	3.4

Note: Only compounds above spectral quality 85 have been reported.

FRIEDMAN & BRUYA, INC.

ENVIRONMENTAL CHEMISTS

Analysis For Volatile Compounds By EPA Method 8260D Dual Acquisition

Client Sample ID:	ETMW2	Client:	Envision Environmental
Date Received:	09/17/21	Project:	Ball Kent 302, REX, F&BI 109299
Date Extracted:	09/18/21	Lab ID:	109299-12
Date Analyzed:	09/20/21	Data File:	092019.D
Matrix:	Water	Instrument:	GCMS13
Units:	ug/L (ppb)	Operator:	JCM

Surrogates:	% Recovery:	Lower Limit:	Upper Limit:
1,2-Dichloroethane-d4	107	85	117
Toluene-d8	90	88	112
4-Bromofluorobenzene	101	90	111

Compounds:	Concentration ug/L (ppb)	Compounds:	Concentration ug/L (ppb)
Dichlorodifluoromethane	<1	1,3-Dichloropropane	<1
Chloromethane	<10	Tetrachloroethene	<1
Vinyl chloride	<0.02	Dibromochloromethane	<0.5
Bromomethane	<5	1,2-Dibromoethane (EDB)	<0.01 j
Chloroethane	<1	Chlorobenzene	<1
Trichlorofluoromethane	<1	Ethylbenzene	<1
Acetone	<50	1,1,1,2-Tetrachloroethane	<1
1,1-Dichloroethene	<1	m,p-Xylene	<2
Hexane	<5	o-Xylene	<1
Methylene chloride	<5	Styrene	<1
Methyl t-butyl ether (MTBE)	<1 ca jl	Isopropylbenzene	<1
trans-1,2-Dichloroethene	<1	Bromoform	<5
1,1-Dichloroethane	<1	n-Propylbenzene	<1
2,2-Dichloropropane	<1 ca jl	Bromobenzene	<1
cis-1,2-Dichloroethene	<1	1,3,5-Trimethylbenzene	<1
Chloroform	<1	1,1,2,2-Tetrachloroethane	<0.2
2-Butanone (MEK)	<20	1,2,3-Trichloropropane	<0.072 j
1,2-Dichloroethane (EDC)	<0.2	2-Chlorotoluene	<1
1,1,1-Trichloroethane	<1	4-Chlorotoluene	<1
1,1-Dichloropropene	<1	tert-Butylbenzene	<1
Carbon tetrachloride	<0.5	1,2,4-Trimethylbenzene	<1
Benzene	<0.35	sec-Butylbenzene	<1
Trichloroethene	<0.5	p-Isopropyltoluene	<1
1,2-Dichloropropane	<1	1,3-Dichlorobenzene	<1
Bromodichloromethane	<0.5	1,4-Dichlorobenzene	<1
Dibromomethane	<1	1,2-Dichlorobenzene	<1
4-Methyl-2-pentanone	<10	1,2-Dibromo-3-chloropropane	<0.14 j
cis-1,3-Dichloropropene	<0.4	1,2,4-Trichlorobenzene	<1
Toluene	<1	Hexachlorobutadiene	<0.5
trans-1,3-Dichloropropene	<0.4	Naphthalene	<1
1,1,2-Trichloroethane	<0.5	1,2,3-Trichlorobenzene	<1
2-Hexanone	<10		

FRIEDMAN & BRUYA, INC.

ENVIRONMENTAL CHEMISTS

GCMS Library Search Compound Report By EPA Method 8260D Dual Acquisition

Client Sample ID:	ETMW2	Client:	Envision Environmental
Date Received:	09/17/21	Project:	Ball Kent 302, REX, F&BI 109299
Date Extracted:	09/18/21	Lab ID:	109299-12
Date Analyzed:	09/20/21	Data File:	092019.D
Matrix:	Water	Instrument:	GCMS13
Units:	ug/L (ppb)	Operator:	JCM

Surrogates:	% Recovery:	Lower Limit:	Upper Limit:
1,2-Dichloroethane-d4	107	85	117
Toluene-d8	90	88	112
4-Bromofluorobenzene	101	90	111

Tentative ID	CAS #	Qual.	Conc.
Benzene, 4-ethyl-1,2-dimethyl-	000934-80-5	94	1.2

Note: Only compounds above spectral quality 85 have been reported.

FRIEDMAN & BRUYA, INC.

ENVIRONMENTAL CHEMISTS

Analysis For Volatile Compounds By EPA Method 8260D Dual Acquisition

Client Sample ID:	MW105R	Client:	Envision Environmental
Date Received:	09/17/21	Project:	Ball Kent 302, REX, F&BI 109299
Date Extracted:	09/18/21	Lab ID:	109299-13
Date Analyzed:	09/20/21	Data File:	092020.D
Matrix:	Water	Instrument:	GCMS13
Units:	ug/L (ppb)	Operator:	JCM

Surrogates:	% Recovery:	Lower Limit:	Upper Limit:
1,2-Dichloroethane-d4	112	85	117
Toluene-d8	94	88	112
4-Bromofluorobenzene	98	90	111

Compounds:	Concentration ug/L (ppb)	Compounds:	Concentration ug/L (ppb)
Dichlorodifluoromethane	<1	1,3-Dichloropropane	<1
Chloromethane	<10	Tetrachloroethene	<1
Vinyl chloride	4.3	Dibromochloromethane	<0.5
Bromomethane	<5	1,2-Dibromoethane (EDB)	<0.01 j
Chloroethane	320 ve	Chlorobenzene	<1
Trichlorofluoromethane	<1	Ethylbenzene	<1
Acetone	<50	1,1,1,2-Tetrachloroethane	<1
1,1-Dichloroethene	<1	m,p-Xylene	<2
Hexane	<5	o-Xylene	<1
Methylene chloride	<5	Styrene	<1
Methyl t-butyl ether (MTBE)	<1 ca jl	Isopropylbenzene	<1
trans-1,2-Dichloroethene	<1	Bromoform	<5
1,1-Dichloroethane	100	n-Propylbenzene	<1
2,2-Dichloropropane	<1 ca jl	Bromobenzene	<1
cis-1,2-Dichloroethene	<1	1,3,5-Trimethylbenzene	<1
Chloroform	<1	1,1,2,2-Tetrachloroethane	<0.2
2-Butanone (MEK)	<20	1,2,3-Trichloropropane	<0.072 j
1,2-Dichloroethane (EDC)	1.9	2-Chlorotoluene	<1
1,1,1-Trichloroethane	1.6	4-Chlorotoluene	<1
1,1-Dichloropropene	<1	tert-Butylbenzene	<1
Carbon tetrachloride	<0.5	1,2,4-Trimethylbenzene	<1
Benzene	<0.35	sec-Butylbenzene	<1
Trichloroethene	<0.5	p-Isopropyltoluene	<1
1,2-Dichloropropane	<1	1,3-Dichlorobenzene	<1
Bromodichloromethane	<0.5	1,4-Dichlorobenzene	<1
Dibromomethane	<1	1,2-Dichlorobenzene	<1
4-Methyl-2-pentanone	<10	1,2-Dibromo-3-chloropropane	<0.14 j
cis-1,3-Dichloropropene	<0.4	1,2,4-Trichlorobenzene	<1
Toluene	<1	Hexachlorobutadiene	<0.5
trans-1,3-Dichloropropene	<0.4 ca	Naphthalene	<1
1,1,2-Trichloroethane	<0.5	1,2,3-Trichlorobenzene	<1
2-Hexanone	<10		

FRIEDMAN & BRUYA, INC.

ENVIRONMENTAL CHEMISTS

GCMS Library Search Compound Report By EPA Method 8260D Dual Acquisition

Client Sample ID:	MW105R	Client:	Envision Environmental
Date Received:	09/17/21	Project:	Ball Kent 302, REX, F&BI 109299
Date Extracted:	09/18/21	Lab ID:	109299-13
Date Analyzed:	09/20/21	Data File:	092020.D
Matrix:	Water	Instrument:	GCMS13
Units:	ug/L (ppb)	Operator:	JCM

Surrogates:	% Recovery:	Lower Limit:	Upper Limit:
1,2-Dichloroethane-d4	112	85	117
Toluene-d8	94	88	112
4-Bromofluorobenzene	98	90	111

Tentative ID	CAS #	Qual.	Conc.
Ethane, 1,1'-thiobis-	000352-93-2	91	4.3
Butane, 1,3-dichloro-	001190-22-3	90	3.0
Ethane, 1,2-dichloro-1,1,2-trifluoro-	000354-23-4	91	2.7
1-Propene, 1,1,3-trichloro-2-methyl	031702-33-7	87	1.6

Note: Only compounds above spectral quality 85 have been reported.

FRIEDMAN & BRUYA, INC.

ENVIRONMENTAL CHEMISTS

Analysis For Volatile Compounds By EPA Method 8260D

Client Sample ID:	MW105R	Client:	Envision Environmental
Date Received:	09/17/21	Project:	Ball Kent 302, REX, F&BI 109299
Date Extracted:	09/17/21	Lab ID:	109299-13 1/20
Date Analyzed:	09/20/21	Data File:	092032.D
Matrix:	Water	Instrument:	GCMS4
Units:	ug/L (ppb)	Operator:	JCM

Surrogates:	% Recovery:	Lower Limit:	Upper Limit:
1,2-Dichloroethane-d4	101	86	113
Toluene-d8	101	88	114
4-Bromofluorobenzene	99	88	112

Compounds:	Concentration ug/L (ppb)
Chloroethane	310

FRIEDMAN & BRUYA, INC.

ENVIRONMENTAL CHEMISTS

Analysis For Volatile Compounds By EPA Method 8260D Dual Acquisition

Client Sample ID:	Dup2	Client:	Envision Environmental
Date Received:	09/17/21	Project:	Ball Kent 302, REX, F&BI 109299
Date Extracted:	09/18/21	Lab ID:	109299-14
Date Analyzed:	09/20/21	Data File:	092021.D
Matrix:	Water	Instrument:	GCMS13
Units:	ug/L (ppb)	Operator:	JCM

Surrogates:	% Recovery:	Lower Limit:	Upper Limit:
1,2-Dichloroethane-d4	113	85	117
Toluene-d8	91	88	112
4-Bromofluorobenzene	97	90	111

Compounds:	Concentration ug/L (ppb)	Compounds:	Concentration ug/L (ppb)
Dichlorodifluoromethane	<1	1,3-Dichloropropane	<1
Chloromethane	<10	Tetrachloroethene	<1
Vinyl chloride	4.1	Dibromochloromethane	<0.5
Bromomethane	<5	1,2-Dibromoethane (EDB)	<0.01 j
Chloroethane	330 ve	Chlorobenzene	<1
Trichlorofluoromethane	<1	Ethylbenzene	<1
Acetone	<50	1,1,1,2-Tetrachloroethane	<1
1,1-Dichloroethene	<1	m,p-Xylene	<2
Hexane	<5	o-Xylene	<1
Methylene chloride	<5	Styrene	<1
Methyl t-butyl ether (MTBE)	<1 ca jl	Isopropylbenzene	<1
trans-1,2-Dichloroethene	<1	Bromoform	<5
1,1-Dichloroethane	100	n-Propylbenzene	<1
2,2-Dichloropropane	<1 ca jl	Bromobenzene	<1
cis-1,2-Dichloroethene	<1	1,3,5-Trimethylbenzene	<1
Chloroform	<1	1,1,2,2-Tetrachloroethane	<0.2
2-Butanone (MEK)	<20	1,2,3-Trichloropropane	<0.072 j
1,2-Dichloroethane (EDC)	1.8	2-Chlorotoluene	<1
1,1,1-Trichloroethane	1.6	4-Chlorotoluene	<1
1,1-Dichloropropene	<1	tert-Butylbenzene	<1
Carbon tetrachloride	<0.5	1,2,4-Trimethylbenzene	<1
Benzene	<0.35	sec-Butylbenzene	<1
Trichloroethene	<0.5	p-Isopropyltoluene	<1
1,2-Dichloropropane	<1	1,3-Dichlorobenzene	<1
Bromodichloromethane	<0.5	1,4-Dichlorobenzene	<1
Dibromomethane	<1	1,2-Dichlorobenzene	<1
4-Methyl-2-pentanone	<10	1,2-Dibromo-3-chloropropane	<0.14 j
cis-1,3-Dichloropropene	<0.4	1,2,4-Trichlorobenzene	<1
Toluene	<1	Hexachlorobutadiene	<0.5
trans-1,3-Dichloropropene	<0.4 ca	Naphthalene	<1
1,1,2-Trichloroethane	<0.5	1,2,3-Trichlorobenzene	<1
2-Hexanone	<10		

FRIEDMAN & BRUYA, INC.

ENVIRONMENTAL CHEMISTS

GCMS Library Search Compound Report By EPA Method 8260D Dual Acquisition

Client Sample ID:	Dup2	Client:	Envision Environmental
Date Received:	09/17/21	Project:	Ball Kent 302, REX, F&BI 109299
Date Extracted:	09/18/21	Lab ID:	109299-14
Date Analyzed:	09/20/21	Data File:	092021.D
Matrix:	Water	Instrument:	GCMS13
Units:	ug/L (ppb)	Operator:	JCM

Surrogates:	% Recovery:	Lower Limit:	Upper Limit:
1,2-Dichloroethane-d4	113	85	117
Toluene-d8	91	88	112
4-Bromofluorobenzene	97	90	111

Tentative ID	CAS #	Qual.	Conc.
Ethane, 1,1'-thiobis-	000352-93-2	91	4.4
Butane, 1,3-dichloro-	001190-22-3	90	3.0
Ethane, 1,2-dichloro-1,1,2-trifluoro-	000354-23-4	91	2.6

Note: Only compounds above spectral quality 85 have been reported.

FRIEDMAN & BRUYA, INC.

ENVIRONMENTAL CHEMISTS

Analysis For Volatile Compounds By EPA Method 8260D

Client Sample ID:	Dup2	Client:	Envision Environmental
Date Received:	09/17/21	Project:	Ball Kent 302, REX, F&BI 109299
Date Extracted:	09/17/21	Lab ID:	109299-14 1/20
Date Analyzed:	09/20/21	Data File:	092033.D
Matrix:	Water	Instrument:	GCMS4
Units:	ug/L (ppb)	Operator:	JCM

Surrogates:	% Recovery:	Lower Limit:	Upper Limit:
1,2-Dichloroethane-d4	98	86	113
Toluene-d8	98	88	114
4-Bromofluorobenzene	96	88	112

Compounds:	Concentration ug/L (ppb)
Chloroethane	300

FRIEDMAN & BRUYA, INC.

ENVIRONMENTAL CHEMISTS

Analysis For Volatile Compounds By EPA Method 8260D Dual Acquisition

Client Sample ID:	MW101	Client:	Envision Environmental
Date Received:	09/17/21	Project:	Ball Kent 302, REX, F&BI 109299
Date Extracted:	09/18/21	Lab ID:	109299-15
Date Analyzed:	09/20/21	Data File:	092022.D
Matrix:	Water	Instrument:	GCMS13
Units:	ug/L (ppb)	Operator:	JCM

Surrogates:	% Recovery:	Lower Limit:	Upper Limit:
1,2-Dichloroethane-d4	117	85	117
Toluene-d8	94	88	112
4-Bromofluorobenzene	98	90	111

Compounds:	Concentration ug/L (ppb)	Compounds:	Concentration ug/L (ppb)
Dichlorodifluoromethane	<1	1,3-Dichloropropane	<1
Chloromethane	<10	Tetrachloroethene	<1
Vinyl chloride	1.3	Dibromochloromethane	<0.5
Bromomethane	<5	1,2-Dibromoethane (EDB)	<0.01 j
Chloroethane	6.9	Chlorobenzene	<1
Trichlorofluoromethane	<1	Ethylbenzene	<1
Acetone	<50	1,1,1,2-Tetrachloroethane	<1
1,1-Dichloroethene	<1	m,p-Xylene	<2
Hexane	<5	o-Xylene	<1
Methylene chloride	<5	Styrene	<1
Methyl t-butyl ether (MTBE)	<1 ca jl	Isopropylbenzene	<1
trans-1,2-Dichloroethene	<1	Bromoform	<5
1,1-Dichloroethane	<1	n-Propylbenzene	<1
2,2-Dichloropropane	<1 ca jl	Bromobenzene	<1
cis-1,2-Dichloroethene	<1	1,3,5-Trimethylbenzene	<1
Chloroform	<1	1,1,2,2-Tetrachloroethane	<0.2
2-Butanone (MEK)	<20	1,2,3-Trichloropropane	<0.072 j
1,2-Dichloroethane (EDC)	<0.2	2-Chlorotoluene	<1
1,1,1-Trichloroethane	<1	4-Chlorotoluene	<1
1,1-Dichloropropene	<1	tert-Butylbenzene	<1
Carbon tetrachloride	<0.5	1,2,4-Trimethylbenzene	<1
Benzene	<0.35	sec-Butylbenzene	<1
Trichloroethene	<0.5	p-Isopropyltoluene	<1
1,2-Dichloropropane	<1	1,3-Dichlorobenzene	<1
Bromodichloromethane	<0.5	1,4-Dichlorobenzene	<1
Dibromomethane	<1	1,2-Dichlorobenzene	<1
4-Methyl-2-pentanone	<10	1,2-Dibromo-3-chloropropane	<0.14 j
cis-1,3-Dichloropropene	<0.4	1,2,4-Trichlorobenzene	<1
Toluene	<1	Hexachlorobutadiene	<0.5
trans-1,3-Dichloropropene	<0.4 ca	Naphthalene	<1
1,1,2-Trichloroethane	<0.5	1,2,3-Trichlorobenzene	<1
2-Hexanone	<10		

FRIEDMAN & BRUYA, INC.

ENVIRONMENTAL CHEMISTS

GCMS Library Search Compound Report By EPA Method 8260D Dual Acquisition

Client Sample ID:	MW101	Client:	Envision Environmental
Date Received:	09/17/21	Project:	Ball Kent 302, REX, F&BI 109299
Date Extracted:	09/18/21	Lab ID:	109299-15
Date Analyzed:	09/20/21	Data File:	092022.D
Matrix:	Water	Instrument:	GCMS13
Units:	ug/L (ppb)	Operator:	JCM

Surrogates:	% Recovery:	Lower Limit:	Upper Limit:
1,2-Dichloroethane-d4	117	85	117
Toluene-d8	94	88	112
4-Bromofluorobenzene	98	90	111

Tentative ID	CAS #	Qual.	Conc.
--------------	-------	-------	-------

Note: There were no library search compounds detected with a spectral quality of 85 or greater.

FRIEDMAN & BRUYA, INC.

ENVIRONMENTAL CHEMISTS

Analysis For Volatile Compounds By EPA Method 8260D Dual Acquisition

Client Sample ID:	MW106	Client:	Envision Environmental
Date Received:	09/17/21	Project:	Ball Kent 302, REX, F&BI 109299
Date Extracted:	09/18/21	Lab ID:	109299-16
Date Analyzed:	09/20/21	Data File:	092023.D
Matrix:	Water	Instrument:	GCMS13
Units:	ug/L (ppb)	Operator:	JCM

Surrogates:	% Recovery:	Lower Limit:	Upper Limit:
1,2-Dichloroethane-d4	116	85	117
Toluene-d8	91	88	112
4-Bromofluorobenzene	97	90	111

Compounds:	Concentration ug/L (ppb)	Compounds:	Concentration ug/L (ppb)
Dichlorodifluoromethane	<1	1,3-Dichloropropane	<1
Chloromethane	<10	Tetrachloroethene	<1
Vinyl chloride	0.20	Dibromochloromethane	<0.5
Bromomethane	<5	1,2-Dibromoethane (EDB)	<0.01 j
Chloroethane	85	Chlorobenzene	<1
Trichlorofluoromethane	<1	Ethylbenzene	<1
Acetone	<50	1,1,1,2-Tetrachloroethane	<1
1,1-Dichloroethene	<1	m,p-Xylene	<2
Hexane	<5	o-Xylene	<1
Methylene chloride	<5	Styrene	<1
Methyl t-butyl ether (MTBE)	<1 ca jl	Isopropylbenzene	<1
trans-1,2-Dichloroethene	<1	Bromoform	<5
1,1-Dichloroethane	<1	n-Propylbenzene	<1
2,2-Dichloropropane	<1 ca jl	Bromobenzene	<1
cis-1,2-Dichloroethene	<1	1,3,5-Trimethylbenzene	<1
Chloroform	<1	1,1,2,2-Tetrachloroethane	<0.2
2-Butanone (MEK)	<20	1,2,3-Trichloropropane	<0.072 j
1,2-Dichloroethane (EDC)	0.55	2-Chlorotoluene	<1
1,1,1-Trichloroethane	<1	4-Chlorotoluene	<1
1,1-Dichloropropene	<1	tert-Butylbenzene	<1
Carbon tetrachloride	<0.5	1,2,4-Trimethylbenzene	<1
Benzene	<0.35	sec-Butylbenzene	<1
Trichloroethene	<0.5	p-Isopropyltoluene	<1
1,2-Dichloropropane	<1	1,3-Dichlorobenzene	<1
Bromodichloromethane	<0.5	1,4-Dichlorobenzene	<1
Dibromomethane	<1	1,2-Dichlorobenzene	<1
4-Methyl-2-pentanone	<10	1,2-Dibromo-3-chloropropane	<0.14 j
cis-1,3-Dichloropropene	<0.4	1,2,4-Trichlorobenzene	<1
Toluene	<1	Hexachlorobutadiene	<0.5
trans-1,3-Dichloropropene	<0.4 ca	Naphthalene	<1
1,1,2-Trichloroethane	<0.5	1,2,3-Trichlorobenzene	<1
2-Hexanone	<10		

FRIEDMAN & BRUYA, INC.

ENVIRONMENTAL CHEMISTS

GCMS Library Search Compound Report By EPA Method 8260D Dual Acquisition

Client Sample ID:	MW106	Client:	Envision Environmental
Date Received:	09/17/21	Project:	Ball Kent 302, REX, F&BI 109299
Date Extracted:	09/18/21	Lab ID:	109299-16
Date Analyzed:	09/20/21	Data File:	092023.D
Matrix:	Water	Instrument:	GCMS13
Units:	ug/L (ppb)	Operator:	JCM

Surrogates:	% Recovery:	Lower Limit:	Upper Limit:
1,2-Dichloroethane-d4	116	85	117
Toluene-d8	91	88	112
4-Bromofluorobenzene	97	90	111

Tentative ID	CAS #	Qual.	Conc.
Benzene, 1-ethyl-3-methyl-	000620-14-4	91	1.1

Note: Only compounds above spectral quality 85 have been reported.

FRIEDMAN & BRUYA, INC.

ENVIRONMENTAL CHEMISTS

Analysis For Volatile Compounds By EPA Method 8260D Dual Acquisition

Client Sample ID:	FB1	Client:	Envision Environmental
Date Received:	09/17/21	Project:	Ball Kent 302, REX, F&BI 109299
Date Extracted:	09/18/21	Lab ID:	109299-17
Date Analyzed:	09/20/21	Data File:	092024.D
Matrix:	Water	Instrument:	GCMS13
Units:	ug/L (ppb)	Operator:	JCM

Surrogates:	% Recovery:	Lower Limit:	Upper Limit:
1,2-Dichloroethane-d4	121 vo	85	117
Toluene-d8	93	88	112
4-Bromofluorobenzene	98	90	111

Compounds:	Concentration ug/L (ppb)	Compounds:	Concentration ug/L (ppb)
Dichlorodifluoromethane	<1	1,3-Dichloropropane	<1
Chloromethane	<10	Tetrachloroethene	<1
Vinyl chloride	<0.02	Dibromochloromethane	<0.5
Bromomethane	<5	1,2-Dibromoethane (EDB)	<0.01 j
Chloroethane	<1	Chlorobenzene	<1
Trichlorofluoromethane	<1	Ethylbenzene	<1
Acetone	<50	1,1,1,2-Tetrachloroethane	<1
1,1-Dichloroethene	<1	m,p-Xylene	<2
Hexane	<5	o-Xylene	<1
Methylene chloride	6.7 ca jl js lc	Styrene	<1
Methyl t-butyl ether (MTBE)	<1 ca jl	Isopropylbenzene	<1
trans-1,2-Dichloroethene	<1	Bromoform	<5
1,1-Dichloroethane	<1	n-Propylbenzene	<1
2,2-Dichloropropane	<1 ca jl	Bromobenzene	<1
cis-1,2-Dichloroethene	<1	1,3,5-Trimethylbenzene	<1
Chloroform	<1	1,1,2,2-Tetrachloroethane	<0.2
2-Butanone (MEK)	<20	1,2,3-Trichloropropane	<0.072 j
1,2-Dichloroethane (EDC)	<0.2	2-Chlorotoluene	<1
1,1,1-Trichloroethane	<1	4-Chlorotoluene	<1
1,1-Dichloropropene	<1	tert-Butylbenzene	<1
Carbon tetrachloride	<0.5	1,2,4-Trimethylbenzene	<1
Benzene	<0.35	sec-Butylbenzene	<1
Trichloroethene	<0.5	p-Isopropyltoluene	<1
1,2-Dichloropropane	<1	1,3-Dichlorobenzene	<1
Bromodichloromethane	<0.5	1,4-Dichlorobenzene	<1
Dibromomethane	<1	1,2-Dichlorobenzene	<1
4-Methyl-2-pentanone	<10	1,2-Dibromo-3-chloropropane	<0.14 j
cis-1,3-Dichloropropene	<0.4	1,2,4-Trichlorobenzene	<1
Toluene	<1	Hexachlorobutadiene	<0.5
trans-1,3-Dichloropropene	<0.4 ca	Naphthalene	<1
1,1,2-Trichloroethane	<0.5	1,2,3-Trichlorobenzene	<1
2-Hexanone	<10		

FRIEDMAN & BRUYA, INC.

ENVIRONMENTAL CHEMISTS

GCMS Library Search Compound Report By EPA Method 8260D Dual Acquisition

Client Sample ID:	FB1	Client:	Envision Environmental
Date Received:	09/17/21	Project:	Ball Kent 302, REX, F&BI 109299
Date Extracted:	09/18/21	Lab ID:	109299-17
Date Analyzed:	09/20/21	Data File:	092024.D
Matrix:	Water	Instrument:	GCMS13
Units:	ug/L (ppb)	Operator:	JCM

Surrogates:	% Recovery:	Lower Limit:	Upper Limit:
1,2-Dichloroethane-d4	121	85	117
Toluene-d8	93	88	112
4-Bromofluorobenzene	98	90	111

Tentative ID	CAS #	Qual.	Conc.
--------------	-------	-------	-------

Note: There were no library search compounds detected with a spectral quality of 85 or greater.

FRIEDMAN & BRUYA, INC.

ENVIRONMENTAL CHEMISTS

Analysis For Volatile Compounds By EPA Method 8260D Dual Acquisition

Client Sample ID:	MW108	Client:	Envision Environmental
Date Received:	09/17/21	Project:	Ball Kent 302, REX, F&BI 109299
Date Extracted:	09/18/21	Lab ID:	109299-18
Date Analyzed:	09/20/21	Data File:	092025.D
Matrix:	Water	Instrument:	GCMS13
Units:	ug/L (ppb)	Operator:	JCM

Surrogates:	% Recovery:	Lower Limit:	Upper Limit:
1,2-Dichloroethane-d4	116	85	117
Toluene-d8	89	88	112
4-Bromofluorobenzene	96	90	111

Compounds:	Concentration ug/L (ppb)	Compounds:	Concentration ug/L (ppb)
Dichlorodifluoromethane	<1	1,3-Dichloropropane	<1
Chloromethane	<10	Tetrachloroethene	3.5
Vinyl chloride	160 ve	Dibromochloromethane	<0.5
Bromomethane	<5	1,2-Dibromoethane (EDB)	<0.01 j
Chloroethane	2,400 ve	Chlorobenzene	<1
Trichlorofluoromethane	<1	Ethylbenzene	<1
Acetone	<50	1,1,1,2-Tetrachloroethane	<1
1,1-Dichloroethene	370 ve	m,p-Xylene	<2
Hexane	<5	o-Xylene	3.9
Methylene chloride	<5	Styrene	<1
Methyl t-butyl ether (MTBE)	<1 ca jl	Isopropylbenzene	<1
trans-1,2-Dichloroethene	1.3	Bromoform	<5
1,1-Dichloroethane	1,200 ve	n-Propylbenzene	<1
2,2-Dichloropropane	<1 ca jl	Bromobenzene	<1
cis-1,2-Dichloroethene	3.2	1,3,5-Trimethylbenzene	1.6
Chloroform	<1	1,1,2,2-Tetrachloroethane	<0.2
2-Butanone (MEK)	<20	1,2,3-Trichloropropane	<0.072 j
1,2-Dichloroethane (EDC)	5.8	2-Chlorotoluene	<1
1,1,1-Trichloroethane	1,500 ve	4-Chlorotoluene	<1
1,1-Dichloropropene	<1	tert-Butylbenzene	<1
Carbon tetrachloride	<0.5	1,2,4-Trimethylbenzene	4.7
Benzene	0.46	sec-Butylbenzene	<1
Trichloroethene	1.1	p-Isopropyltoluene	<1
1,2-Dichloropropane	<1	1,3-Dichlorobenzene	<1
Bromodichloromethane	<0.5	1,4-Dichlorobenzene	<1
Dibromomethane	<1	1,2-Dichlorobenzene	<1
4-Methyl-2-pentanone	<10	1,2-Dibromo-3-chloropropane	<0.14 j
cis-1,3-Dichloropropene	<0.4	1,2,4-Trichlorobenzene	<1
Toluene	10	Hexachlorobutadiene	<0.5
trans-1,3-Dichloropropene	<0.4 ca	Naphthalene	<1
1,1,2-Trichloroethane	<0.5	1,2,3-Trichlorobenzene	<1
2-Hexanone	<10		

FRIEDMAN & BRUYA, INC.

ENVIRONMENTAL CHEMISTS

GCMS Library Search Compound Report By EPA Method 8260D Dual Acquisition

Client Sample ID:	MW108	Client:	Envision Environmental
Date Received:	09/17/21	Project:	Ball Kent 302, REX, F&BI 109299
Date Extracted:	09/18/21	Lab ID:	109299-18
Date Analyzed:	09/20/21	Data File:	092025.D
Matrix:	Water	Instrument:	GCMS13
Units:	ug/L (ppb)	Operator:	JCM

Surrogates:	% Recovery:	Lower Limit:	Upper Limit:
1,2-Dichloroethane-d4	116	85	117
Toluene-d8	89	88	112
4-Bromofluorobenzene	96	90	111

Tentative ID	CAS #	Qual.	Conc.
Butane, 1,3-dichloro-	001190-22-3	90	94
Cyclopropane, 1,1-dimethyl-	001630-94-0	87	42
Ethane, (methylthio)-	000624-89-5	94	10
Ethane, 1,2-dichloro-1,1,2-trifluoro-	000354-23-4	91	6.9
Benzene, 1-ethyl-2-methyl-	000611-14-3	94	4.5
Benzene, 1-ethyl-3-methyl-	000620-14-4	94	3.1
Benzene, 1,2,3-trimethyl-	000526-73-8	91	2.1

Note: Only compounds above spectral quality 85 have been reported.

FRIEDMAN & BRUYA, INC.

ENVIRONMENTAL CHEMISTS

Analysis For Volatile Compounds By EPA Method 8260D

Client Sample ID:	MW108	Client:	Envision Environmental
Date Received:	09/17/21	Project:	Ball Kent 302, REX, F&BI 109299
Date Extracted:	09/17/21	Lab ID:	109299-18 1/100
Date Analyzed:	09/20/21	Data File:	092034.D
Matrix:	Water	Instrument:	GCMS4
Units:	ug/L (ppb)	Operator:	JCM

Surrogates:	% Recovery:	Lower Limit:	Upper Limit:
1,2-Dichloroethane-d4	100	86	113
Toluene-d8	99	88	114
4-Bromofluorobenzene	98	88	112

Compounds:	Concentration ug/L (ppb)
Vinyl chloride	100
Chloroethane	2,300
Chloroethane	2,300
1,1-Dichloroethene	120
1,1-Dichloroethane	1,200
1,1-Dichloroethene	120
1,1,1-Trichloroethane	1,700

FRIEDMAN & BRUYA, INC.

ENVIRONMENTAL CHEMISTS

Analysis For Volatile Compounds By EPA Method 8260D Dual Acquisition

Client Sample ID:	Method Blank	Client:	Envision Environmental
Date Received:	Not Applicable	Project:	Ball Kent 302, REX, F&BI 109299
Date Extracted:	09/20/21	Lab ID:	01-2119 mb
Date Analyzed:	09/20/21	Data File:	092007.D
Matrix:	Water	Instrument:	GCMS13
Units:	ug/L (ppb)	Operator:	JCM

Surrogates:	% Recovery:	Lower Limit:	Upper Limit:
1,2-Dichloroethane-d4	104	85	117
Toluene-d8	97	88	112
4-Bromofluorobenzene	101	90	111

Compounds:	Concentration ug/L (ppb)	Compounds:	Concentration ug/L (ppb)
Dichlorodifluoromethane	<1	1,3-Dichloropropane	<1
Chloromethane	<10	Tetrachloroethene	<1
Vinyl chloride	<0.02	Dibromochloromethane	<0.5
Bromomethane	<5	1,2-Dibromoethane (EDB)	0.013 c j
Chloroethane	<1	Chlorobenzene	<1
Trichlorofluoromethane	<1	Ethylbenzene	<1
Acetone	<50	1,1,1,2-Tetrachloroethane	<1
1,1-Dichloroethene	<1	m,p-Xylene	<2
Hexane	<5	o-Xylene	<1
Methylene chloride	<5	Styrene	<1
Methyl t-butyl ether (MTBE)	<1	Isopropylbenzene	<1
trans-1,2-Dichloroethene	<1	Bromoform	<5
1,1-Dichloroethane	<1	n-Propylbenzene	<1
2,2-Dichloropropane	<1	Bromobenzene	<1
cis-1,2-Dichloroethene	<1	1,3,5-Trimethylbenzene	<1
Chloroform	<1	1,1,2,2-Tetrachloroethane	<0.2
2-Butanone (MEK)	<20	1,2,3-Trichloropropane	<0.072 j
1,2-Dichloroethane (EDC)	<0.2	2-Chlorotoluene	<1
1,1,1-Trichloroethane	<1	4-Chlorotoluene	<1
1,1-Dichloropropene	<1	tert-Butylbenzene	<1
Carbon tetrachloride	<0.5	1,2,4-Trimethylbenzene	<1
Benzene	<0.35	sec-Butylbenzene	<1
Trichloroethene	<0.5	p-Isopropyltoluene	<1
1,2-Dichloropropane	<1	1,3-Dichlorobenzene	<1
Bromodichloromethane	<0.5	1,4-Dichlorobenzene	<1
Dibromomethane	<1	1,2-Dichlorobenzene	<1
4-Methyl-2-pentanone	<10	1,2-Dibromo-3-chloropropane	<10
cis-1,3-Dichloropropene	<0.4	1,2,4-Trichlorobenzene	<0.14 j
Toluene	<1	Hexachlorobutadiene	<0.5
trans-1,3-Dichloropropene	<0.4	Naphthalene	<1
1,1,2-Trichloroethane	<0.5	1,2,3-Trichlorobenzene	<1
2-Hexanone	<10		

FRIEDMAN & BRUYA, INC.

ENVIRONMENTAL CHEMISTS

GCMS Library Search Compound Report By EPA Method 8260D Dual Acquisition

Client Sample ID:	Method Blank	Client:	Envision Environmental
Date Received:	Not Applicable	Project:	Ball Kent 302, REX, F&BI 109299
Date Extracted:	09/20/21	Lab ID:	01-2119 mb
Date Analyzed:	09/20/21	Data File:	092007.D
Matrix:	Water	Instrument:	GCMS13
Units:	ug/L (ppb)	Operator:	JCM

Surrogates:	% Recovery:	Lower Limit:	Upper Limit:
1,2-Dichloroethane-d4	104	85	117
Toluene-d8	97	88	112
4-Bromofluorobenzene	101	90	111

Tentative ID	CAS #	Qual.	Conc.
--------------	-------	-------	-------

Note: There were no library search compounds detected with a spectral quality of 85 or greater.

FRIEDMAN & BRUYA, INC.

ENVIRONMENTAL CHEMISTS

Analysis For Volatile Compounds By EPA Method 8260D SIM

Client Sample ID:	ETMW3	Client:	Envision Environmental
Date Received:	09/17/21	Project:	Ball Kent 302, REX, F&BI 109299
Date Extracted:	09/21/21	Lab ID:	109299-02
Date Analyzed:	09/22/21	Data File:	092134.D
Matrix:	Water	Instrument:	GCMS13
Units:	ug/L (ppb)	Operator:	JCM

Surrogates:	% Recovery:	Lower Limit:	Upper Limit:
1,2-Dichloroethane-d4	101	50	150
Toluene-d8	98	50	150
4-Bromofluorobenzene	97	50	150

Compounds:	Concentration ug/L (ppb)
1,4-Dioxane	<0.4

FRIEDMAN & BRUYA, INC.

ENVIRONMENTAL CHEMISTS

Analysis For Volatile Compounds By EPA Method 8260D SIM

Client Sample ID:	MW103	Client:	Envision Environmental
Date Received:	09/17/21	Project:	Ball Kent 302, REX, F&BI 109299
Date Extracted:	09/21/21	Lab ID:	109299-03
Date Analyzed:	09/22/21	Data File:	092135.D
Matrix:	Water	Instrument:	GCMS13
Units:	ug/L (ppb)	Operator:	JCM

Surrogates:	% Recovery:	Lower Limit:	Upper Limit:
1,2-Dichloroethane-d4	100	50	150
Toluene-d8	98	50	150
4-Bromofluorobenzene	98	50	150

Compounds:	Concentration ug/L (ppb)
1,4-Dioxane	10

FRIEDMAN & BRUYA, INC.

ENVIRONMENTAL CHEMISTS

Analysis For Volatile Compounds By EPA Method 8260D SIM

Client Sample ID:	MW104	Client:	Envision Environmental
Date Received:	09/17/21	Project:	Ball Kent 302, REX, F&BI 109299
Date Extracted:	09/21/21	Lab ID:	109299-04
Date Analyzed:	09/22/21	Data File:	092136.D
Matrix:	Water	Instrument:	GCMS13
Units:	ug/L (ppb)	Operator:	JCM

Surrogates:	% Recovery:	Lower Limit:	Upper Limit:
1,2-Dichloroethane-d4	100	50	150
Toluene-d8	100	50	150
4-Bromofluorobenzene	101	50	150

Compounds:	Concentration ug/L (ppb)
1,4-Dioxane	<0.4

FRIEDMAN & BRUYA, INC.

ENVIRONMENTAL CHEMISTS

Analysis For Volatile Compounds By EPA Method 8260D SIM

Client Sample ID:	MW107	Client:	Envision Environmental
Date Received:	09/17/21	Project:	Ball Kent 302, REX, F&BI 109299
Date Extracted:	09/21/21	Lab ID:	109299-05
Date Analyzed:	09/22/21	Data File:	092137.D
Matrix:	Water	Instrument:	GCMS13
Units:	ug/L (ppb)	Operator:	JCM

Surrogates:	% Recovery:	Lower Limit:	Upper Limit:
1,2-Dichloroethane-d4	100	50	150
Toluene-d8	100	50	150
4-Bromofluorobenzene	101	50	150

Compounds:	Concentration ug/L (ppb)
1,4-Dioxane	<0.4

FRIEDMAN & BRUYA, INC.

ENVIRONMENTAL CHEMISTS

Analysis For Volatile Compounds By EPA Method 8260D SIM

Client Sample ID:	Dup1	Client:	Envision Environmental
Date Received:	09/17/21	Project:	Ball Kent 302, REX, F&BI 109299
Date Extracted:	09/21/21	Lab ID:	109299-06
Date Analyzed:	09/22/21	Data File:	092138.D
Matrix:	Water	Instrument:	GCMS13
Units:	ug/L (ppb)	Operator:	JCM

Surrogates:	% Recovery:	Lower Limit:	Upper Limit:
1,2-Dichloroethane-d4	100	50	150
Toluene-d8	100	50	150
4-Bromofluorobenzene	98	50	150

Compounds:	Concentration ug/L (ppb)
1,4-Dioxane	<0.4

FRIEDMAN & BRUYA, INC.

ENVIRONMENTAL CHEMISTS

Analysis For Volatile Compounds By EPA Method 8260D SIM

Client Sample ID:	FB	Client:	Envision Environmental
Date Received:	09/17/21	Project:	Ball Kent 302, REX, F&BI 109299
Date Extracted:	09/21/21	Lab ID:	109299-07
Date Analyzed:	09/22/21	Data File:	092139.D
Matrix:	Water	Instrument:	GCMS13
Units:	ug/L (ppb)	Operator:	JCM

Surrogates:	% Recovery:	Lower Limit:	Upper Limit:
1,2-Dichloroethane-d4	100	50	150
Toluene-d8	100	50	150
4-Bromofluorobenzene	100	50	150

Compounds:	Concentration ug/L (ppb)
1,4-Dioxane	<0.4

FRIEDMAN & BRUYA, INC.

ENVIRONMENTAL CHEMISTS

Analysis For Volatile Compounds By EPA Method 8260D SIM

Client Sample ID:	MW113	Client:	Envision Environmental
Date Received:	09/17/21	Project:	Ball Kent 302, REX, F&BI 109299
Date Extracted:	09/21/21	Lab ID:	109299-08
Date Analyzed:	09/22/21	Data File:	092140.D
Matrix:	Water	Instrument:	GCMS13
Units:	ug/L (ppb)	Operator:	JCM

Surrogates:	% Recovery:	Lower Limit:	Upper Limit:
1,2-Dichloroethane-d4	100	50	150
Toluene-d8	100	50	150
4-Bromofluorobenzene	100	50	150

Compounds:	Concentration ug/L (ppb)
1,4-Dioxane	<0.4

FRIEDMAN & BRUYA, INC.

ENVIRONMENTAL CHEMISTS

Analysis For Volatile Compounds By EPA Method 8260D SIM

Client Sample ID:	MW201	Client:	Envision Environmental
Date Received:	09/17/21	Project:	Ball Kent 302, REX, F&BI 109299
Date Extracted:	09/21/21	Lab ID:	109299-09
Date Analyzed:	09/22/21	Data File:	092141.D
Matrix:	Water	Instrument:	GCMS13
Units:	ug/L (ppb)	Operator:	JCM

Surrogates:	% Recovery:	Lower Limit:	Upper Limit:
1,2-Dichloroethane-d4	100	50	150
Toluene-d8	98	50	150
4-Bromofluorobenzene	100	50	150

Compounds:	Concentration ug/L (ppb)
1,4-Dioxane	<0.4

FRIEDMAN & BRUYA, INC.

ENVIRONMENTAL CHEMISTS

Analysis For Volatile Compounds By EPA Method 8260D SIM

Client Sample ID:	ETMW7	Client:	Envision Environmental
Date Received:	09/17/21	Project:	Ball Kent 302, REX, F&BI 109299
Date Extracted:	09/21/21	Lab ID:	109299-10 1/100
Date Analyzed:	09/22/21	Data File:	092208.D
Matrix:	Water	Instrument:	GCMS13
Units:	ug/L (ppb)	Operator:	JCM

Surrogates:	% Recovery:	Lower Limit:	Upper Limit:
1,2-Dichloroethane-d4	100	50	150
Toluene-d8	100	50	150
4-Bromofluorobenzene	102	50	150

Compounds:	Concentration ug/L (ppb)
1,4-Dioxane	310

FRIEDMAN & BRUYA, INC.

ENVIRONMENTAL CHEMISTS

Analysis For Volatile Compounds By EPA Method 8260D SIM

Client Sample ID:	MW102	Client:	Envision Environmental
Date Received:	09/17/21	Project:	Ball Kent 302, REX, F&BI 109299
Date Extracted:	09/21/21	Lab ID:	109299-11 1/10
Date Analyzed:	09/22/21	Data File:	092209.D
Matrix:	Water	Instrument:	GCMS13
Units:	ug/L (ppb)	Operator:	JCM

Surrogates:	% Recovery:	Lower Limit:	Upper Limit:
1,2-Dichloroethane-d4	101	50	150
Toluene-d8	101	50	150
4-Bromofluorobenzene	102	50	150

Compounds:	Concentration ug/L (ppb)
1,4-Dioxane	91

FRIEDMAN & BRUYA, INC.

ENVIRONMENTAL CHEMISTS

Analysis For Volatile Compounds By EPA Method 8260D SIM

Client Sample ID:	ETMW2	Client:	Envision Environmental
Date Received:	09/17/21	Project:	Ball Kent 302, REX, F&BI 109299
Date Extracted:	09/21/21	Lab ID:	109299-12
Date Analyzed:	09/22/21	Data File:	092206.D
Matrix:	Water	Instrument:	GCMS13
Units:	ug/L (ppb)	Operator:	JCM

Surrogates:	% Recovery:	Lower Limit:	Upper Limit:
1,2-Dichloroethane-d4	101	50	150
Toluene-d8	99	50	150
4-Bromofluorobenzene	100	50	150

Compounds:	Concentration ug/L (ppb)
1,4-Dioxane	0.72

FRIEDMAN & BRUYA, INC.

ENVIRONMENTAL CHEMISTS

Analysis For Volatile Compounds By EPA Method 8260D SIM

Client Sample ID:	MW105R	Client:	Envision Environmental
Date Received:	09/17/21	Project:	Ball Kent 302, REX, F&BI 109299
Date Extracted:	09/21/21	Lab ID:	109299-13 1/10
Date Analyzed:	09/22/21	Data File:	092210.D
Matrix:	Water	Instrument:	GCMS13
Units:	ug/L (ppb)	Operator:	JCM

Surrogates:	% Recovery:	Lower Limit:	Upper Limit:
1,2-Dichloroethane-d4	100	50	150
Toluene-d8	101	50	150
4-Bromofluorobenzene	102	50	150

Compounds:	Concentration ug/L (ppb)
1,4-Dioxane	60

FRIEDMAN & BRUYA, INC.

ENVIRONMENTAL CHEMISTS

Analysis For Volatile Compounds By EPA Method 8260D SIM

Client Sample ID:	Dup2	Client:	Envision Environmental
Date Received:	09/17/21	Project:	Ball Kent 302, REX, F&BI 109299
Date Extracted:	09/21/21	Lab ID:	109299-14 1/10
Date Analyzed:	09/22/21	Data File:	092211.D
Matrix:	Water	Instrument:	GCMS13
Units:	ug/L (ppb)	Operator:	JCM

Surrogates:	% Recovery:	Lower Limit:	Upper Limit:
1,2-Dichloroethane-d4	100	50	150
Toluene-d8	101	50	150
4-Bromofluorobenzene	103	50	150

Compounds:	Concentration ug/L (ppb)
1,4-Dioxane	51

FRIEDMAN & BRUYA, INC.

ENVIRONMENTAL CHEMISTS

Analysis For Volatile Compounds By EPA Method 8260D SIM

Client Sample ID:	MW101	Client:	Envision Environmental
Date Received:	09/17/21	Project:	Ball Kent 302, REX, F&BI 109299
Date Extracted:	09/21/21	Lab ID:	109299-15 1/10
Date Analyzed:	09/22/21	Data File:	092212.D
Matrix:	Water	Instrument:	GCMS13
Units:	ug/L (ppb)	Operator:	JCM

Surrogates:	% Recovery:	Lower Limit:	Upper Limit:
1,2-Dichloroethane-d4	99	50	150
Toluene-d8	101	50	150
4-Bromofluorobenzene	104	50	150

Compounds:	Concentration ug/L (ppb)
1,4-Dioxane	21

FRIEDMAN & BRUYA, INC.

ENVIRONMENTAL CHEMISTS

Analysis For Volatile Compounds By EPA Method 8260D SIM

Client Sample ID:	MW106	Client:	Envision Environmental
Date Received:	09/17/21	Project:	Ball Kent 302, REX, F&BI 109299
Date Extracted:	09/21/21	Lab ID:	109299-16 1/100
Date Analyzed:	09/22/21	Data File:	092213.D
Matrix:	Water	Instrument:	GCMS13
Units:	ug/L (ppb)	Operator:	JCM

Surrogates:	% Recovery:	Lower Limit:	Upper Limit:
1,2-Dichloroethane-d4	100	50	150
Toluene-d8	101	50	150
4-Bromofluorobenzene	104	50	150

Compounds:	Concentration ug/L (ppb)
1,4-Dioxane	150

FRIEDMAN & BRUYA, INC.

ENVIRONMENTAL CHEMISTS

Analysis For Volatile Compounds By EPA Method 8260D SIM

Client Sample ID:	FB1	Client:	Envision Environmental
Date Received:	09/17/21	Project:	Ball Kent 302, REX, F&BI 109299
Date Extracted:	09/21/21	Lab ID:	109299-17
Date Analyzed:	09/22/21	Data File:	092207.D
Matrix:	Water	Instrument:	GCMS13
Units:	ug/L (ppb)	Operator:	JCM

Surrogates:	% Recovery:	Lower Limit:	Upper Limit:
1,2-Dichloroethane-d4	99	50	150
Toluene-d8	100	50	150
4-Bromofluorobenzene	102	50	150

Compounds:	Concentration ug/L (ppb)
1,4-Dioxane	<0.4

FRIEDMAN & BRUYA, INC.

ENVIRONMENTAL CHEMISTS

Analysis For Volatile Compounds By EPA Method 8260D SIM

Client Sample ID:	MW108	Client:	Envision Environmental
Date Received:	09/17/21	Project:	Ball Kent 302, REX, F&BI 109299
Date Extracted:	09/21/21	Lab ID:	109299-18 1/1000
Date Analyzed:	09/22/21	Data File:	092214.D
Matrix:	Water	Instrument:	GCMS13
Units:	ug/L (ppb)	Operator:	JCM

Surrogates:	% Recovery:	Lower Limit:	Upper Limit:
1,2-Dichloroethane-d4	99	50	150
Toluene-d8	101	50	150
4-Bromofluorobenzene	102	50	150

Compounds:	Concentration ug/L (ppb)
1,4-Dioxane	3,200

FRIEDMAN & BRUYA, INC.

ENVIRONMENTAL CHEMISTS

Analysis For Volatile Compounds By EPA Method 8260D SIM

Client Sample ID:	Method Blank	Client:	Envision Environmental
Date Received:	Not Applicable	Project:	Ball Kent 302, REX, F&BI 109299
Date Extracted:	09/21/21	Lab ID:	01-2129 mb
Date Analyzed:	09/22/21	Data File:	092130.D
Matrix:	Water	Instrument:	GCMS13
Units:	ug/L (ppb)	Operator:	JCM

Surrogates:	% Recovery:	Lower Limit:	Upper Limit:
1,2-Dichloroethane-d4	100	50	150
Toluene-d8	100	50	150
4-Bromofluorobenzene	102	50	150

Compounds:	Concentration ug/L (ppb)
1,4-Dioxane	<0.4

FRIEDMAN & BRUYA, INC.

ENVIRONMENTAL CHEMISTS

Date of Report: 09/27/21

Date Received: 09/17/21

Project: Ball Kent 302, REX, F&BI 109299

**QUALITY ASSURANCE RESULTS FOR THE ANALYSIS OF WATER
SAMPLES FOR VOLATILES BY EPA METHOD 8260D**

Laboratory Code: 109335-01 (Matrix Spike)

Analyte	Reporting Units	Spike Level	Sample Result	Percent	Acceptance Criteria
				Recovery MS	
Dichlorodifluoromethane	ug/L (ppb)	10	<1	124	50-150
Chloromethane	ug/L (ppb)	10	<10	143	50-150
Vinyl chloride	ug/L (ppb)	10	<0.02	127	16-176
Bromomethane	ug/L (ppb)	10	<5	127	10-193
Chloroethane	ug/L (ppb)	10	<1	118	50-150
Trichlorofluoromethane	ug/L (ppb)	10	<1	170 vo	50-150
Acetone	ug/L (ppb)	50	<50	69	15-179
1,1-Dichloroethene	ug/L (ppb)	10	<1	142	50-150
Hexane	ug/L (ppb)	10	<5	77	49-161
Methylene chloride	ug/L (ppb)	10	<5	120	40-143
Methyl t-butyl ether (MTBE)	ug/L (ppb)	10	<1	46 vo	50-150
trans-1,2-Dichloroethene	ug/L (ppb)	10	<1	104	50-150
1,1-Dichloroethane	ug/L (ppb)	10	<1	102	50-150
2,2-Dichloropropane	ug/L (ppb)	10	<1	37	10-335
cis-1,2-Dichloroethene	ug/L (ppb)	10	<1	111	50-150
Chloroform	ug/L (ppb)	10	<1	113	50-150
2-Butanone (MEK)	ug/L (ppb)	50	<20	67	34-168
1,2-Dichloroethane (EDC)	ug/L (ppb)	10	<0.2	113	50-150
1,1,1-Trichloroethane	ug/L (ppb)	10	<1	81	50-150
1,1-Dichloropropene	ug/L (ppb)	10	<1	98	50-150
Carbon tetrachloride	ug/L (ppb)	10	<0.5	72	50-150
Benzene	ug/L (ppb)	10	<0.35	92	50-150
Trichloroethene	ug/L (ppb)	10	<0.5	100	43-133
1,2-Dichloropropane	ug/L (ppb)	10	<1	94	50-150
Bromodichloromethane	ug/L (ppb)	10	<0.5	99	50-150
Dibromomethane	ug/L (ppb)	10	<1	101	50-150
4-Methyl-2-pentanone	ug/L (ppb)	50	<10	109	50-150
cis-1,3-Dichloropropene	ug/L (ppb)	10	<0.4	82	48-145
Toluene	ug/L (ppb)	10	<1	96	50-150
trans-1,3-Dichloropropene	ug/L (ppb)	10	<0.4	70	37-152
1,1,2-Trichloroethane	ug/L (ppb)	10	<0.5	113	50-150
2-Hexanone	ug/L (ppb)	50	<10	85	50-150
1,3-Dichloropropane	ug/L (ppb)	10	<1	99	50-150
Tetrachloroethene	ug/L (ppb)	10	<1	99	50-150
Dibromochloromethane	ug/L (ppb)	10	<0.5	99	33-164
1,2-Dibromoethane (EDB)	ug/L (ppb)	10	<1	86	50-150
Chlorobenzene	ug/L (ppb)	10	<1	96	50-150
Ethylbenzene	ug/L (ppb)	10	<1	92	50-150
1,1,1,2-Tetrachloroethane	ug/L (ppb)	10	<1	106	50-150
m,p-Xylene	ug/L (ppb)	20	<2	96	50-150
o-Xylene	ug/L (ppb)	10	<1	98	50-150
Styrene	ug/L (ppb)	10	<1	97	50-150
Isopropylbenzene	ug/L (ppb)	10	<1	93	50-150
Bromoform	ug/L (ppb)	10	<5	98	23-161
n-Propylbenzene	ug/L (ppb)	10	<1	86	50-150
Bromobenzene	ug/L (ppb)	10	<1	96	50-150
1,3,5-Trimethylbenzene	ug/L (ppb)	10	<1	103	50-150
1,1,2,2-Tetrachloroethane	ug/L (ppb)	10	<0.2	113	10-235
1,2,3-Trichloropropane	ug/L (ppb)	10	<1	107	33-151
2-Chlorotoluene	ug/L (ppb)	10	<1	97	50-150
4-Chlorotoluene	ug/L (ppb)	10	<1	97	50-150
tert-Butylbenzene	ug/L (ppb)	10	<1	84	50-150
1,2,4-Trimethylbenzene	ug/L (ppb)	10	<1	104	50-150
sec-Butylbenzene	ug/L (ppb)	10	<1	84	46-139
p-Isopropyltoluene	ug/L (ppb)	10	<1	92	46-140
1,3-Dichlorobenzene	ug/L (ppb)	10	<1	99	50-150
1,4-Dichlorobenzene	ug/L (ppb)	10	<1	99	50-150
1,2-Dichlorobenzene	ug/L (ppb)	10	<1	102	50-150
1,2-Dibromo-3-chloropropane	ug/L (ppb)	10	<10	106	50-150
1,2,4-Trichlorobenzene	ug/L (ppb)	10	<1	114	50-150
Hexachlorobutadiene	ug/L (ppb)	10	<0.5	91	42-150
Naphthalene	ug/L (ppb)	10	<1	127	50-150
1,2,3-Trichlorobenzene	ug/L (ppb)	10	<1	115	44-155

FRIEDMAN & BRUYA, INC.

ENVIRONMENTAL CHEMISTS

Date of Report: 09/27/21

Date Received: 09/17/21

Project: Ball Kent 302, REX, F&BI 109299

**QUALITY ASSURANCE RESULTS FOR THE ANALYSIS OF WATER
SAMPLES FOR VOLATILES BY EPA METHOD 8260D**

Laboratory Code: Laboratory Control Sample

Analyte	Reporting Units	Spike Level	Percent Recovery LCS	Percent Recovery LCSD	Acceptance Criteria	RPD (Limit 20)
Dichlorodifluoromethane	ug/L (ppb)	10	128	122	70-130	5
Chloromethane	ug/L (ppb)	10	122	125	70-130	2
Vinyl chloride	ug/L (ppb)	10	125	120	70-130	4
Bromomethane	ug/L (ppb)	10	168	171	28-182	2
Chloroethane	ug/L (ppb)	10	114	108	70-130	5
Trichlorofluoromethane	ug/L (ppb)	10	167 vo	148 vo	70-130	12
Acetone	ug/L (ppb)	50	70	77	42-155	10
1,1-Dichloroethene	ug/L (ppb)	10	125	126	70-130	1
Hexane	ug/L (ppb)	10	93	91	50-161	2
Methylene chloride	ug/L (ppb)	10	184	156	29-192	16
Methyl t-butyl ether (MTBE)	ug/L (ppb)	10	51 vo	51 vo	70-130	0
trans-1,2-Dichloroethene	ug/L (ppb)	10	105	103	70-130	2
1,1-Dichloroethane	ug/L (ppb)	10	101	99	70-130	2
2,2-Dichloropropane	ug/L (ppb)	10	53 vo	51 vo	70-130	4
cis-1,2-Dichloroethene	ug/L (ppb)	10	108	106	70-130	2
Chloroform	ug/L (ppb)	10	111	106	70-130	5
2-Butanone (MEK)	ug/L (ppb)	50	70	71	50-157	1
1,2-Dichloroethane (EDC)	ug/L (ppb)	10	107	104	70-130	3
1,1,1-Trichloroethane	ug/L (ppb)	10	90	89	70-130	1
1,1-Dichloropropene	ug/L (ppb)	10	101	104	70-130	3
Carbon tetrachloride	ug/L (ppb)	10	87	85	70-130	2
Benzene	ug/L (ppb)	10	95	94	70-130	1
Trichloroethene	ug/L (ppb)	10	100	99	70-130	1
1,2-Dichloropropane	ug/L (ppb)	10	97	94	70-130	3
Bromodichloromethane	ug/L (ppb)	10	100	100	70-130	0
Dibromomethane	ug/L (ppb)	10	95	97	70-130	2
4-Methyl-2-pentanone	ug/L (ppb)	50	106	105	70-130	1
cis-1,3-Dichloropropene	ug/L (ppb)	10	87	83	70-130	5
Toluene	ug/L (ppb)	10	104	103	70-130	1
trans-1,3-Dichloropropene	ug/L (ppb)	10	79	74	70-130	7
1,1,2-Trichloroethane	ug/L (ppb)	10	109	109	70-130	0
2-Hexanone	ug/L (ppb)	50	85	84	69-130	1
1,3-Dichloropropane	ug/L (ppb)	10	96	94	70-130	2
Tetrachloroethene	ug/L (ppb)	10	107	106	70-130	1
Dibromochloromethane	ug/L (ppb)	10	112	104	63-142	7
1,2-Dibromoethane (EDB)	ug/L (ppb)	10	86	91	70-130	6
Chlorobenzene	ug/L (ppb)	10	103	102	70-130	1
Ethylbenzene	ug/L (ppb)	10	97	96	70-130	1
1,1,1,2-Tetrachloroethane	ug/L (ppb)	10	111	110	70-130	1
m,p-Xylene	ug/L (ppb)	20	97	97	70-130	0
o-Xylene	ug/L (ppb)	10	98	98	70-130	0
Styrene	ug/L (ppb)	10	99	98	70-130	1
Isopropylbenzene	ug/L (ppb)	10	94	94	70-130	0
Bromoform	ug/L (ppb)	10	125	116	50-157	7
n-Propylbenzene	ug/L (ppb)	10	95	94	70-130	1
Bromobenzene	ug/L (ppb)	10	109	106	70-130	3
1,3,5-Trimethylbenzene	ug/L (ppb)	10	107	105	52-150	2
1,1,2,2-Tetrachloroethane	ug/L (ppb)	10	120	118	70-130	2
1,2,3-Trichloropropane	ug/L (ppb)	10	113	111	70-130	2
2-Chlorotoluene	ug/L (ppb)	10	105	104	70-130	1
4-Chlorotoluene	ug/L (ppb)	10	102	102	70-130	0
tert-Butylbenzene	ug/L (ppb)	10	91	91	70-130	0
1,2,4-Trimethylbenzene	ug/L (ppb)	10	108	107	70-130	1
sec-Butylbenzene	ug/L (ppb)	10	90	91	70-130	1
p-Isopropyltoluene	ug/L (ppb)	10	96	97	70-130	1
1,3-Dichlorobenzene	ug/L (ppb)	10	106	105	70-130	1
1,4-Dichlorobenzene	ug/L (ppb)	10	104	103	70-130	1
1,2-Dichlorobenzene	ug/L (ppb)	10	106	105	70-130	1
1,2-Dibromo-3-chloropropane	ug/L (ppb)	10	117	114	70-130	3
1,2,4-Trichlorobenzene	ug/L (ppb)	10	115	114	70-130	1
Hexachlorobutadiene	ug/L (ppb)	10	100	102	70-130	2
Naphthalene	ug/L (ppb)	10	126	123	70-130	2
1,2,3-Trichlorobenzene	ug/L (ppb)	10	117	116	69-143	1

FRIEDMAN & BRUYA, INC.

ENVIRONMENTAL CHEMISTS

Date of Report: 09/27/21

Date Received: 09/17/21

Project: Ball Kent 302, REX, F&BI 109299

**QUALITY ASSURANCE RESULTS FOR THE ANALYSIS OF WATER
SAMPLES FOR VOLATILES BY EPA METHOD 8260D SIM**

Laboratory Code: Laboratory Control Sample

Analyte	Reporting Units	Spike Level	Percent Recovery LCS	Percent Recovery LCSD	Acceptance Criteria	RPD (Limit 20)
1,4-Dioxane	ug/L (ppb)	2	103	87	70-130	17

Data Qualifiers & Definitions

- a - The analyte was detected at a level less than five times the reporting limit. The RPD results may not provide reliable information on the variability of the analysis.
- b - The analyte was spiked at a level that was less than five times that present in the sample. Matrix spike recoveries may not be meaningful.
- ca - The calibration results for the analyte were outside of acceptance criteria. The value reported is an estimate.
- c - The presence of the analyte may be due to carryover from previous sample injections.
- cf - The sample was centrifuged prior to analysis.
- d - The sample was diluted. Detection limits were raised and surrogate recoveries may not be meaningful.
- dv - Insufficient sample volume was available to achieve normal reporting limits.
- f - The sample was laboratory filtered prior to analysis.
- fb - The analyte was detected in the method blank.
- fc - The analyte is a common laboratory and field contaminant.
- hr - The sample and duplicate were reextracted and reanalyzed. RPD results were still outside of control limits. Variability is attributed to sample inhomogeneity.
- hs - Headspace was present in the container used for analysis.
- ht - The analysis was performed outside the method or client-specified holding time requirement.
- ip - Recovery fell outside of control limits due to sample matrix effects.
- j - The analyte concentration is reported below the lowest calibration standard. The value reported is an estimate.
- J - The internal standard associated with the analyte is out of control limits. The reported concentration is an estimate.
- jl - The laboratory control sample(s) percent recovery and/or RPD were out of control limits. The reported concentration should be considered an estimate.
- js - The surrogate associated with the analyte is out of control limits. The reported concentration should be considered an estimate.
- lc - The presence of the analyte is likely due to laboratory contamination.
- L - The reported concentration was generated from a library search.
- nm - The analyte was not detected in one or more of the duplicate analyses. Therefore, calculation of the RPD is not applicable.
- pc - The sample was received with incorrect preservation or in a container not approved by the method. The value reported should be considered an estimate.
- ve - The analyte response exceeded the valid instrument calibration range. The value reported is an estimate.
- vo - The value reported fell outside the control limits established for this analyte.
- x - The sample chromatographic pattern does not resemble the fuel standard used for quantitation.

Ph. (206) 285-8282

Seattle, WA 98119-2029

3012 16th Avenue West

Friedman & Bruya, Inc.

Received by:		Samples received at	OC
Relinquished by:			
Received by:	<i>m/c/James</i>	John Pham	9/17/21 0746
Relinquished by:	<i>H. H. Wal</i>	John Walck	9/17/21 0746
SIGNATURE	PRINT NAME	COMPANY	DATE, TIME

Sample ID	Lab ID	Date Sampled	Time Sampled	Sample Type	# of Jars	Notes
Top Blank	01 A B	9/5/21		Blank	2	
ET MW3	02A-H			GW	8	X
MW103	03			GW	8	
MW104	04			GW	8	
MW107	05			GW	8	
DUP1	06			GW	8	
FB	07			Blank	8	
MW113	08			GW	8	
MW201	09	9/16/21	0839	GW	8	
ET MW7	10	9/16/21	0945	GW	8	

109299
Report to Mark Roman
Company: Envision Environmental Inc
Address: 11 Sleepy Hollow Ct
City, State, ZIP: Allen town NJ 08501
Phone: 609 208 1885 Email: mark.roman@envisionenv.com

SAMPLE CHAIN OF CUSTODY

SAMPLERS (signature): H. H. Wal
Date: 09-17-21 of 2

PROJECT NAME: Ball Key
PO #: 302, REF
INVOICE TO: Mark Roman

REMARKS: Project specific RIs? (Yes/No)

ANALYSES REQUESTED

Standard turnaround RUSH Rush charges authorized by: _____

SAMPLE DISPOSAL: Archive samples Other Default: Dispose after 30 days

109299

SAMPLE CHAIN OF CUSTODY

ME 09-17-21

Page # 2 of 2

Report To Mark Roman
 Company Envision Environmental Inc
 Address 11 Sleepy Hollow Ct
 City, State, ZIP Allentown NJ 08501
 Phone 609 208 1885 Email mark.roman@envisionenvironmental.com

SAMPLERS (signature) [Signature]
 PROJECT NAME Ball Kent PO # 302, REX
 REMARKS INVOICE TO Mark Roman
 Project specific RLs? - (Yes) / No

TURNAROUND TIME
 Standard turnaround
 RUSH
 Rush charges authorized by:
 SAMPLE DISPOSAL
 Archive samples
 Other
 Default: Dispose after 30 days

Sample ID	Lab ID	Date Sampled	Time Sampled	Sample Type	# of Jars	ANALYSES REQUESTED										Notes
						NWTPH-Dx	NWTPH-Gx	BTEX EPA 8021	NWTPH-HCID	VOCs EPA 8260	PAHs EPA 8270	PCBs EPA 8082	4 Dioxins	16 PCBs	Vinyl Chloride	
MW 10Z	11 A-H	9/16/21	1257	GW	8					X				X	X	(x) analyze
ET MW 2	12		1205		8											per JW 9/17/21
MW105R	13		1450		8											ME
DUP 2	14				8											
MW 101	15		1610		8											
MW 106	16		1129		8											
FB 1	17		1003		8											
MW108	18	9/16/21	1715	GW	8					(Y)			(Y)	(Y)		Added at kb (NP) 9/17

Friedman & Bruya, Inc.
 3012 16th Avenue West
 Seattle, WA 98119-2029
 Ph. (206) 285-8282

SIGNATURE	PRINT NAME	COMPANY	DATE	TIME
<u>[Signature]</u>	John H Weakliem	Envision	9/17/21	0746
<u>[Signature]</u>	Nhan Phan	FEBT	9/17/21	0746
Relinquished by:				
Received by:				
Relinquished by:				
Received by:		Samples received at	2	°C