

November 28, 2022

Whitney's Chevrolet, Inc.
c/o Mr. Clark Davis
Davis Law Office, PLLC
7191 Wagner Way Northwest, Suite 202
Gig Harbor, Washington 98335

Re: Annual Groundwater Monitoring and Remediation System Status Report for 2021–2022
Whitney's Chevrolet, Inc. Site
123 West Pioneer Avenue
Montesano, Washington
Agreed Order No. DE 11121

TRC Project Number: 015347.0021

Dear Mr. Davis:

TRC Environmental Corporation (TRC) is pleased to present this *Annual Groundwater Monitoring and Remediation System Status Report for 2021–2022* for the Whitney's Chevrolet, Inc. Site in Montesano, Washington (the "Site"). This annual report presents a comprehensive discussion of the quarterly groundwater monitoring events performed at the Site between November 2021 and August 2022 and provides an evaluation of the data obtained during the annual sampling cycle. In addition, the report summarizes the operation and maintenance (O&M) activities performed for the air sparging/soil vapor extraction (AS/SVE) remediation system.

The Whitney's Chevrolet facility cleanup is being conducted under Washington State Department of Ecology (Ecology) Agreed Order DE 11121, dated March 30, 2015 (the Order). The location of the Whitney's Chevrolet facility at 123 West Pioneer Avenue is indicated on Figure 1. The Site boundary representation and monitoring well locations are presented on Figure 2.

The following properties are either fully or partially encompassed by the Site:

- Whitney's Chevrolet;
- Umpqua Bank;
- Charlie's Bar/Veterans of Foreign Wars (VFW) Post #2455
- Tony's Short Stop; and
- The City of Montesano Public Right-of-Way

All groundwater monitoring, sampling, and reporting have been conducted in accordance with the *Groundwater Compliance Monitoring Plan*, dated May 3, 2013 (GCMP). The GCMP was approved by the Ecology and has been incorporated into the Order.

This report presents a detailed discussion of the results of the August 2022 sampling event and an evaluation of annual trends and observations from November 2021 to August 2022.

During each event, groundwater levels are measured in 28 monitoring wells at the Site. Groundwater samples are then collected from selected wells for analysis of contaminants of concern (COCs). The sampling frequency established in the 2013 GCMP was modified in August 2018 with approval from Ecology. The current sampling frequency is shown below:

- Ten wells are scheduled for sampling on a quarterly basis (WCMW-1R, WCMW-2, WCMW-4, WCMW-10, KBMW-2, KBMW-4, KBMW-7, KBMW-9, ESMW-1, and TSSMW-9);
- Seven wells are scheduled for sampling on a semiannual basis (WCMW-3, WCMW-5, KBMW-1, KBMW-3, KBMW-8, ESMW-7, and TSSMW-7); and
- Five wells are scheduled for sampling on an annual basis (WCMW-6, WCMW-7, WCMW-8, KBMW-5, and KBMW-10).

In accordance with the revised GCMP, 22 monitoring wells were scheduled for sampling during the August 2022 event. The details of the August 2022 annual sampling event are described below.

GROUNDWATER MONITORING AND SAMPLING PROCEDURES – AUGUST 2022

The air sparging/soil vapor extraction (AS/SVE) remediation system at the Site was shut down on August 22, 2022 prior to sampling to allow for stabilization of the groundwater surface to hydrostatic conditions to provide an accurate evaluation of piezometric conditions. Groundwater levels were measured in 25 wells on August 23, 2022, and in three wells (KBMW-9, KBMW-10, and TSSMW-9) on August 24, 2022 since traffic control was required. Groundwater samples were collected from 22 wells between August 23 and August 25, 2021. Groundwater samples plus three duplicate quality control samples were submitted to Fremont Analytical of Seattle, Washington, for chemical analysis, as described below.

Groundwater Measurements

Prior to groundwater sampling, a hydrocarbon interface probe was used to assess the potential presence of light non-aqueous phase liquid (LNAPL) in each of the wells and, if present, to measure the thickness of accumulated LNAPL. Groundwater samples were not collected from monitoring wells that contained measurable LNAPL or an observable sheen, both of which are indications of saturation concentrations and the affirmative presence of elevated concentrations of COCs greater than cleanup levels (CULs).

The depth to water was measured to the nearest 0.01 foot in each monitoring well relative to the northernmost point on the well casing. This measurement was subtracted from the surveyed elevation to

establish a piezometric elevation for the water table. Measurable LNAPL was not identified in any of the monitoring wells at the Site.

The piezometric elevation data indicate that groundwater migrates toward the southeast with an average hydraulic gradient of approximately 0.01 foot/foot, as measured between monitoring wells WCMW-8 and TSSMW-12. These piezometric conditions are consistent with previous findings at the Site. A summary of groundwater elevation data for the Site is included in Table 1. A site representation with groundwater elevations and piezometric contours is included as Figure 3.

Groundwater Sampling and Analyses

After collection of water level data, each well was either purged until field measurements of pH, temperature, and conductivity stabilized to within 10 percent of the prior measurement or until three wetted casing volumes had been removed. Purging was performed using a peristaltic pump and dedicated tubing. Purge water was stored in properly labeled 55-gallon drums on Site, pending permitted disposal.

Wells were sampled using the same dedicated tubing and peristaltic pump used for purging. Sampling was conducted using low-flow sampling techniques to minimize sample volatilization and silt uptake. The groundwater samples were collected at a flow rate of less than 100 milliliters per minute and pumped directly into appropriate pre-labeled sample containers supplied by the laboratory.

All groundwater samples were submitted for the following analyses:

- Gasoline-range petroleum hydrocarbons (GRPH) using the Northwest Total Petroleum Hydrocarbons as Gasoline (NWTPH-Gx) Method; and
- Volatile organic compounds (VOCs) including the aromatic fuel hydrocarbons benzene, toluene, ethylbenzene, and total xylenes (BTEX), naphthalene, and tetrachloroethene (PCE) using U.S. Environmental Protection Agency (EPA) Method 8260D.

Immediately upon collection, each sample container was labeled and placed in an iced cooler pending submittal to the analytical laboratory. All samples were handled and transported under standard Chain-of-Custody protocols.

GROUNDWATER SAMPLE ANALYTICAL RESULTS – AUGUST 2022

Analytical data for petroleum-related compounds and PCE are presented in Table 2. Final laboratory analytical reports for the August 2022 sampling event are included as Attachment A.

For the purposes of this report, it is assumed that GRPH, benzene, and PCE in groundwater are the primary COCs for monitoring and serve as indicator hazardous substances for the dissolved-phase plume. Isoconcentration contours for GRPH, benzene, and PCE for the samples collected during August 2022 are depicted on Figures 4, 5, and 6, respectively, and the analytical results are summarized below.

LNAPL was not identified in any of the wells during the August 2022 sampling event.

GRPH was identified in samples from eight of the 22 monitoring wells. Reported concentrations of GRPH ranged from 522 micrograms per liter ($\mu\text{g/L}$) in the groundwater sample from monitoring well KBMW-7 to 36,000 $\mu\text{g/L}$ in the sample from monitoring well WCMW-3. GRPH isoconcentration contours for the August 2022 sampling event are presented on Figure 4.

Benzene was identified in samples from four of the 22 monitoring wells. Reported concentrations of benzene ranged from 0.620 $\mu\text{g/L}$ in the sample from monitoring well KBMW-9 to 1.44 $\mu\text{g/L}$ in the sample from monitoring well WCMW-3. Benzene isoconcentration contours for the August 2022 sampling event are presented on Figure 5.

The GRPH and benzene data presented herein directly contradict prior representations to Ecology by the potentially liable persons (PLPs) for the Tony's Short Stop Site that GRPH and benzene impacts previously observed at KBMW-12, immediately adjacent and downgradient of, the former remedial excavation on the Tony's Short Stop property, are the result of impacts from the Whitney's Chevrolet, Inc. Site. The previously reported impacts at KBMW-12 and downgradient of the former remedial excavation on Tony's Short Stop can only be attributable to the former release on that property.

PCE was identified in samples from four of the 22 monitoring wells. Reported concentrations of PCE ranged from 0.406 $\mu\text{g/L}$ in the sample from monitoring well WCMW-6 to 11.2 $\mu\text{g/L}$ in the sample from monitoring well WCMW-3. PCE isoconcentration contours for the August 2022 sampling event are presented on Figure 6.

GROUNDWATER AND CONCENTRATION TRENDS – NOVEMBER 2021 THROUGH AUGUST 2022

Groundwater monitoring data for November 2021 through August 2022 were evaluated for temporal fluctuations and trends in groundwater elevation, LNAPL thickness if present, and contaminant concentrations throughout the Site.

Piezometric Conditions

Groundwater elevations were generally lowest during the summer and fall months (i.e., August and November) and generally highest during the winter and spring months (i.e., February and May), with water levels fluctuating approximately 0.5 foot to 2 feet between quarterly monitoring events. The cumulative groundwater elevation data are included in Table 1. The piezometric conditions for August 2022 are presented on Figure 3. Quarterly groundwater elevation contours and flow directions for November 2021 through May 2022 are presented on Figure 7. These graphics illustrate that the groundwater flow direction throughout the year is consistently toward the southeast at an average gradient of approximately 0.01 foot/foot across the Site.

Trends Analysis

LNAPL Distribution

Historically, LNAPL has primarily been observed in three monitoring wells at the Site: monitoring well WCMW-2 located beneath and inside the Whitney's Chevrolet facility; monitoring well KBMW-2 located within the Umpqua Bank parking lot near the northwest corner of Charlie's Bar; and monitoring well KBMW-9 located in South Main Street, southeast of the Charlie's Bar/VFW building. During the monitoring period, LNAPL was not observed in any wells at the Site.

Since monitoring began at the Site in 2008, measurable LNAPL thicknesses have ranged from 0.01 foot to 0.69 foot, with the thickest accumulations generally observed at KBMW-9. Neither LNAPL nor sheen have been observed in any wells at the Site since November 2017, about 6 months after startup of the remediation system. This finding indicates that recoverable LNAPL is no longer present at these three wells. Isolated areas of LNAPL may still be present beneath portions of the Whitney Chevrolet building that have not historically been accessible for assessment or treatment. Current dissolved-phase concentrations at the Site do not suggest the presence of substantial amounts of LNAPL, if any.

Frequency

The frequency of detection of GRPH and benzene at concentrations exceeding a CUL in the wells that are sampled can be used as an indicator of the prevalence of these compounds at the Site. Similarly, the total number of wells in which those compounds is detected at concentrations greater than a CUL is also a useful indication of improving water quality at a Site.

The remediation system was started in the spring of 2017. The matrix below summarizes the number of times during an annual monitoring cycle (e.g., four quarters of monitoring data) GRPH and benzene were detected in the monitoring network during the 2016, 2017, 2018, 2019, 2020, 2021, and 2022 annual monitoring cycles. Benzene was not detected at concentration greater than the CUL during the May 2022 and August 2022 monitoring events. If wells have been removed from the sampling protocol, it is assumed they do not contain exceedances of a CUL.

Frequency of Detection for GRPH and Benzene

Monitoring Cycle	GRPH			Benzene		
	Detections	% Frequency	% of Original	Detections	% Frequency	% of Original
2016	40/71	56.3%	100%	34/71	47.9%	100%
2017	29/71	40.8%	72.5%	22/71	30.9%	64.7%
2018	23/71	32.4%	57.5%	13/71	18.3%	38.2%
2019	25/71	35.2%	62.5%	12/71	16.9%	35.3%
2020	24/71	33.8%	60.0%	11/71	15.5%	32.3%
2021	29/71	40.8%	72.5%	12/71	16.9%	35.3%
2022	28/71	39.4%	69.9%	13/71	18.3%	38.2%
Change Since Startup	-12	-30.0%	69.9%	-21	-61.8%	38.2%

The exceedance frequency of a GRPH CUL within the Site wells has decreased by 30 percent, from 40 samples per year to 28 samples per year since before remediation system startup. The exceedance frequency for a benzene CUL within Site wells has similarly decreased by almost 62 percent, from 34 samples per year to 13 samples per year, over that time period.

These percentages likely underrepresent improvements in groundwater quality since the adaptive sampling protocol at the Site reduces sampling frequency in wells as groundwater quality improves. The sampling of impacted wells is prioritized over wells that no impacts resulting in a relative increase, on a percentage basis, of wells with impacts.

For example, at present, only seven of 22 wells contain GRPH at a concentration exceeding a CUL and benzene was not detected at concentrations exceeding the CUL. As indicated on Figures 8 and 9, these data indicate a significant improvement in groundwater quality since, and during the operation of the AS/SVE system. The decrease in GRPH and benzene detections from the 2021 monitoring cycle to the 2022 monitoring cycle is likely attributable to the recent optimization efforts on the AS/SVE system.

Lateral Distribution

Figure 8 presents the distribution of the GRPH plume prior to remediation system startup in August 2016 through August 2022. Figure 9 presents a similar graphic for benzene and Figure 10 presents a similar graphic for PCE. These figures provide a visual representation of the lateral extent of the dissolved-phase plumes as defined by the maximum lateral extent of concentrations exceeding a CUL.

These graphics indicate a dramatic reduction in the extent of the “Site” in response to the remedial actions as defined by an exceedance of a CUL. This is particularly evident in Figures 8 and 9, which indicate the reduction in the lateral extent of the dissolved-phase plume and the area of concentrations greater than 10,000 µg/L for GRPH and greater than 5 µg/L of benzene. Benzene was not detected at concentrations exceeding the CUL of 5 µg/L.

However, since about mid-2020, the general effectiveness of the remediation system appears to have waned. This may be partially due to lower efficiency operation of the AS/SVE system prior to a maintenance and optimization event in August 2021. The AS/SVE system was also shut off during the month of July 2021 due to a compressor failure, when recovery concentrations and flow rates are typically at their highest.

As discussed in additional detail below, the apparent decrease in overall SVE loadings, as indicated by the distribution of impacts, may be attributable to residual impacts beneath the Whitney's Chevrolet facility and Charlie's Sports Bar, in locations beyond the effective limits of the remedial wells. Residual impacts in those area may be acting as an ongoing source of contaminant dissolution resulting in the currently observed groundwater conditions.

Concentration Trends

Dissolved-phase concentrations of GRPH and benzene have exhibited seasonal fluctuations throughout the full interval of groundwater monitoring. Higher concentrations of GRPH and benzene are generally observed at the Site during lower water table conditions, while lower concentrations are generally observed during higher water table conditions. Long-term concentration trend analysis allows for these annual cycles to be evaluated when assessing groundwater quality improvement.

Overall, groundwater quality has significantly improved since the startup of the AS/SVE system in March 2017. The GRPH concentrations in monitoring wells at the most upgradient portion of the plume (i.e., northwest) at ESMW-1, WCMW-1R, and WCMW-10 have remained less than the sample quantitation limit. The data continue to indicate that the source of impacts on the Tony's Short Stop property is separate and distinct from the source of the Whitney's Chevrolet plume.

The last four panes of Figure 8 illustrate the extent of GRPH concentrations exceeding the 800 µg/L CUL during the current evaluation period. This graphic illustrates that the extent of the plume has remained generally stable throughout the year. Concentrations in well WCMW-2 have decreased from 25,400 to 1,710. Slight increases in concentrations in monitoring wells WCMW-3, WCMW-5, and KBMW-4 were observed during the February 2022 and August 2022 monitoring events.

Figure 8 also illustrates that the extent of the 10,000 µg/L plume has decreased during the current evaluation period. The lowest concentrations were observed in November 2021. Reductions in concentration within the core of the plume indicate that the continued operation and optimization of the AS/SVE system has been effective at reducing the dissolved GRPH concentrations in groundwater at the Site and the total contaminant mass loading within the shallow aquifer. However, the recent persistence of those concentrations suggests that the Site may benefit from a modification of the AS/SVE system within certain portions of the Site.

The last five panes of Figure 9 illustrate the extent of benzene concentrations exceeding the 5 µg/L CUL during the current evaluation period. This graphic illustrates that the extent of the plume has also decreased throughout the year. The core of the benzene plume that had previously exceeded 100 µg/L has now decreased to less than 5 µg/L. Significant improvements in the lateral extent of the plume were

observed during the 2021–2022 monitoring period. Benzene was not detected at concentrations exceeding the CUL during the May 2022 and August 2022 events.

The last five panes of Figure 10 illustrate the extent of PCE concentrations exceeding the 5 µg/L CUL during the current evaluation period. Dissolved PCE concentrations decreased throughout the evaluation period, with the highest concentrations primarily detected in the vicinity of monitoring wells WCMW-3 and WCMW-4. Significant improvements in the lateral extent of the plume were observed during the 2021–2022 monitoring period.

The area of residual PCE impacts in groundwater is approximately coincident with the residual extents of both the GRPH and benzene plumes in groundwater. Given the chemical properties of PCE, it should respond favorably to the AS/SVE treatment at the Site.

In August 2021, maintenance and optimization of the SVE and AS systems were performed to focus operations in areas with the potential to have residual contaminant mass in soil and groundwater. AS wells were shut off in areas where groundwater complies with cleanup standards to allow for reduced load on the compressors and to encourage higher sparging rates in areas where higher concentrations remain in groundwater. The testing performed during this optimization effort is discussed in the Technical Memorandum (Tech Memo), which was published on November 28, 2022.

TRC will monitor the progress of the system operational changes over the 2023 annual monitoring cycle and provide an opinion on the effectiveness of the optimization effort and will make recommendations for further action if needed.

It is possible that the AS/SVE system in its current configuration has reached a point of diminishing returns. While AS/SVE is clearly an effective technology at this Site, Site features such as the Whitney Building and the Charlie's Bar Building limit the ability to address residual impacts beneath those structures. Further active remediation of the Site may require an expansion or modification of the current systems or use of an alternative remedial technology. Additional optimization actions were provided in the Tech Memo.

REMEDIATION SYSTEM OPERATION

As stated earlier, the AS/SVE system continues to operate at the Site to remediate the shallow aquifer (Figure 11). The AS/SVE system was installed between October 2016 and March 2017 and was started up on March 27, 2017 for continuous operation. Details of the AS/SVE system installation and startup were provided in the *Remedial Action System As-Built and Startup Report (As-Built Report)*, which was published on October 6, 2017. The As-Built Report was provided to Ecology and was approved by Mr. Marv Coleman.

Between the time the system was started in March 2017 and February 2018, extracted vapors were treated through activated carbon to remove COCs prior to atmospheric discharge. The atmospheric discharge was regulated under an Olympic Region Clean Air Agency (ORCAA) Notice of Construction permit. In February 2018, EPI (TRC) was granted approval from ORCAA to remove the vapor controls for treatment of system vapors prior to atmospheric discharge. TRC continues to monitor vapor

concentrations as part of the monthly O&M tasks to ensure compliance with ORCAA's discharge criteria and monitor remedial progress.

System O&M events were performed monthly at the Site during the current monitoring year. During the O&M Site visits, TRC personnel monitored and recorded system status and operational parameters and made necessary adjustments to the system components to optimize performance. Vapors at the discharge point were monitored to comply with the air permit requirements.

Samples of the system vapors were also collected during each O&M visit to estimate a contaminant mass removal rate, and evaluate control efficiency of the GAC treatment vessels (when in use). The vapor samples were collected into Tedlar® bags and submitted to Fremont Analytical in Seattle, Washington, for laboratory analysis. All samples were analyzed for GRPH by NWTPH-Gx Method, and for VOCs using EPA Method 8260.

Based on the monitoring data and vapor analytical results, it is estimated that the AS/SVE system has removed approximately 879 pounds of GRPH since operation began, through August 22, 2022, when the system was shut down to perform the annual groundwater monitoring event. Due to a change in the insurance carrier funding the cleanup work, O&M events were not performed in August, September, and October of 2020 (and no data were collected), so it is likely that the cumulative mass of GRPH removed is higher than the estimated value.

Figure 12 presents a graph of dissolved GRPH concentrations over time for select monitoring wells in the central portion of the GRPH plume as well as the cumulative mass of GRPH removed. Higher GRPH removal rates were generally observed in the system effluent samples during lower water table conditions (i.e., May through October). This condition can be seen by a steepening of the “cumulative mass removed” curve during those time frames in 2017, 2018, 2019, 2020, and 2021. This is consistent with the observed trends in dissolved COC concentrations and LNAPL accumulation.

Tabulated vapor emission data for the SVE system are summarized in Table 3. Tabulated mass removal data for the SVE system are summarized in Table 4. A copy of the laboratory analytical report for the system vapor samples is provided in Attachment B.

System monitoring data confirmed that the discharges were in compliance with the ORCAA Notice of Construction permit limits.

REMEDIATION SYSTEM TESTING

At the request of the insurer's consultant and based on the recent performance of the AS/SVE system, a field testing program was undertaken to evaluate current system performance and contaminant recovery capability and to assess the potential to enhance the performance of the current system.

TRC mobilized to the Site on August 4 and August 5, 2021 to perform limited testing of pre- and post-optimization conditions and to assess pneumatic subsurface responses to vacuum extraction in multiple locations. The results of the remediation system testing effort were provided in a Tech Memo dated November 17, 2022.

CONCLUSIONS

The following conclusions are supported by the findings of groundwater monitoring in the 2021 to 2022 sampling period:

- The hydraulic gradient beneath the Site continues to be stable both in direction and magnitude.
- Measurable and recoverable LNAPL appears to have effectively been eliminated from the Site. There is a potential for limited areas of LNAPL to be present in areas beneath the Whitney Chevrolet building and Charlie's Sports Bar that has historically not been accessible to assessment or remediation.
- The AS/SVE system appears to be effective at removing contaminant mass from the subsurface, although its effectiveness has diminished over time. Data collected to date indicate that the AS/SVE system has removed approximately 879 pounds of GRPH from February 2017 to August 2022. Ongoing monitoring of the system will allow for an evaluation of the contaminant mass removal rate and overall declines in that rate will eventually allow for an estimate of the operational time frame for the system. Such an estimate is not yet possible.
- Benzene was not present during the August 2022 event at concentrations exceeding the CUL.
- The extent and concentration of the PCE plume is likely to continue to decrease, albeit at a lower rate than previously observed, in response to continued AS/SVE system operation.
- Efforts were undertaken to improve remediation system efficiency relative to contaminant mass removal rates. The changes made to the AS/SVE system showed temporary increases in mass recovery rates but did not provide a sustained long-term improvement in contaminant mass removal.
- TRC provided in the Tech Memo recommendations for the expansion of the remediation system beneath the Whitney's Chevrolet building and portions of the Charlie's Sports Bar building. The expansion of the AS/SVE system may provide additional substantial benefit in bringing the Site to closure.

CLOSING

Groundwater monitoring at the Site is ongoing and will continue to be performed and reported in a manner consistent with the GCMP. TRC appreciates the opportunity to be of assistance on this project. If you have any questions or comments, please do not hesitate to contact us at (425) 395-0010.

Sincerely,

Mariem Esparra

Prepared by:
Mariem Esparra
Project Manager / Project Engineer



Reviewed and approved by:
Adam Morine, P.E.
Senior Engineer

ENCLOSURES

Tables

Table 1	Groundwater Elevation Data
Table 2	Groundwater Analytical Results (in µg/L)
Table 3	Air Emission Analytical Results (in µg/L)
Table 4	System Mass Removal and Destruction Efficiency

Figures

Figure 1	General Vicinity Map
Figure 2	Site Representation with Site Boundary and Monitoring Well Locations
Figure 3	Site Representation with Water Table Piezometric Contours for August 2022
Figure 4	GRPH Isoconcentration Contours, August 2022
Figure 5	Benzene Isoconcentration Contours, August 2022
Figure 6	PCE Isoconcentration Contours, August 2022
Figure 7	Water Table Piezometric Contours, November 2021 – August 2022
Figure 8	GRPH Isoconcentration Contours, August 2016 – August 2022
Figure 9	Benzene Isoconcentration Contours, August 2016 – August 2022
Figure 10	PCE Isoconcentration Contours, August 2016 – August 2022
Figure 11	Site Representation with AS/SVE/LNAPL System Layout
Figure 12	Groundwater GRPH Concentrations and Cumulative GRPH Mass Removed

Attachments

Attachment A	Laboratory Analytical Data Reports for Groundwater
Attachment B	Laboratory Analytical Data Reports for System Vapors

Tables

Table 1
Groundwater Elevation Data
Annual Groundwater Monitoring and Remediation System Status Report – 2021-2022
Whitney's Chevrolet, Inc.
123 West Pioneer Avenue, Montesano, Washington

Well ID	Date	Ground Elevation	PVC Casing Elevation ^a	Depth to Water ^b	LNAPL Thickness ^c	Water Table Elevation ^d
Monitoring Wells Associated With Whitney's Chevrolet Site						
WCMW-1	7/1/2008	40.41	39.84	15.11	0.00	24.73
	12/14/2009		39.84	14.13	0.00	25.71
	1/18/2010		39.84	12.98	0.00	26.86
WCMW-1R	10/31/2011	40.46	40.07	15.62	0.00	24.45
	1/31/2012		40.07	13.23	0.00	26.84
	5/7/2012		40.07	13.51	0.00	26.56
	8/20/2012		40.07	15.48	0.00	24.59
	8/5/2013		40.07	15.49	0.00	24.58
	11/11/2013		40.07	15.01	0.00	25.06
	2/17/2014		40.07	13.77	0.00	26.30
	5/19/2014		40.07	13.98	0.00	26.09
	8/11/2014		40.07	15.21	0.00	24.86
	11/17/2014		40.07	14.73	0.00	25.34
	2/25/2015		40.07	14.13	0.00	25.94
	5/21/2015		40.07	14.98	0.00	25.09
	8/3/2015		40.07	16.28	0.00	23.79
	11/24/2015		40.07	14.29	0.00	25.78
	2/23/2016		40.07	13.18	0.00	26.89
	5/9/2016		40.07	14.74	0.00	25.33
	8/23/2016		40.07	15.96	0.00	24.11
	11/29/2016		40.07	12.45	0.00	27.62
	2/14/2017		40.07	12.66	0.00	27.41
	5/25/2017		40.07	13.94	0.00	26.13
	8/7/2017		40.07	14.94	0.00	25.13
	11/28/17		40.07	12.65	0.00	27.42
	2/6/2018		40.07	13.15	0.00	26.92
	5/29/2018		40.07	14.64	0.00	25.43
	8/14/2018		40.07	15.21	0.00	24.86
	12/5/2018		40.07	13.74	0.00	26.33
	2/20/2019		40.07	13.39	0.00	26.68
	6/4/2019		40.07	14.70	0.00	25.37
	8/20/2019		40.07	15.71	0.00	24.36
	11/25/2019		40.07	15.00	0.00	25.07
	2/11/2020		40.07	12.63	0.00	27.44
	5/19/2020		40.07	14.59	0.00	25.48
11/10/2020	40.07	14.63	0.00	25.44		
2/9/2021	40.07	13.26	0.00	26.81		
5/11/2021	40.07	14.57	0.00	25.50		
8/16/2021	40.07	15.62	0.00	24.45		
11/3/2021	40.07	14.67	0.00	25.40		
2/22/2022	40.07	14.63	0.00	25.44		
5/18/2022	40.07	14.01	0.00	26.06		
8/23/2022	40.07	15.39	0.00	24.68		
WCMW-2	7/1/2008	40.88	40.42	16.42	0.00	24.00
	12/14/2009		40.42	15.42	0.00	25.00
	1/18/2010		40.42	14.46	0.00	25.96
	10/31/2011		40.42	16.78	0.10	23.72
	1/31/2012		40.42	14.55	0.00	25.87
	5/7/2012		40.42	14.79	0.00	25.63
	8/20/2012		40.42	15.53	0.03	24.91
	8/5/2013		40.42	16.55	0.02	23.89
	11/11/2013		40.42	16.16	Sheen	24.26
	2/17/2014		40.42	15.10	Sheen	25.32
	5/19/2014		40.42	15.00	Sheen	25.42
	8/11/2014		40.42	16.94	0.02	23.50
	11/17/2014		40.42	15.82	0.00	24.60
	2/25/2015		40.42	15.22	Sheen	25.20
	5/21/2015		40.42	16.09	0.01	24.34
	8/3/2015		40.42	17.74	0.54	23.11
	11/24/2015		40.42	15.47	0.04	24.98
	2/23/2016		40.42	13.40	Sheen	27.02
	5/9/2016		40.42	15.77	Sheen	24.65
	8/23/2016		40.42	17.43	0.51	23.40
	11/29/2016		40.42	13.72	0.00	26.70
	2/14/2017		40.42	13.91	0.00	26.51
	5/25/2017		40.42	15.01	0.00	25.41
	8/7/2017		40.42	16.05	0.05	24.41
	11/28/2017		40.42	14.02	0.00	26.40
	2/6/2018		40.42	14.22	0.00	26.20
	5/29/2018		40.42	15.74	0.00	24.68
	8/14/2018		40.42	16.26	0.00	24.16
	12/5/2018		40.42	14.98	0.00	25.44
	2/20/2019		40.42	14.65	0.00	25.77
	6/4/2019		40.42	15.81	0.00	24.61
	8/20/2019		40.42	16.65	0.00	23.77
11/25/2019	40.42	16.12	0.00	24.30		
2/11/2020	40.42	13.95	0.00	26.47		
5/19/2020	40.42	15.69	0.00	24.73		
11/10/2020	40.42	15.79	0.00	24.63		
2/9/2021	40.42	14.50	0.00	25.92		
5/11/2021	40.42	15.82	0.00	24.60		

Table 1
Groundwater Elevation Data
Annual Groundwater Monitoring and Remediation System Status Report – 2021-2022
Whitney's Chevrolet, Inc.
123 West Pioneer Avenue, Montesano, Washington

Well ID	Date	Ground Elevation	PVC Casing Elevation ^a	Depth to Water ^b	LNAPL Thickness ^c	Water Table Elevation ^d
WCMW-2	8/16/2021	40.88	40.42	16.64	0.00	23.78
	11/3/2021		40.42	15.90	0.00	24.52
	2/24/2022		40.42	15.76	0.00	24.66
	5/18/2022		40.42	15.16	0.00	25.26
	8/23/2022		40.42	16.49	0.00	23.93
WCMW-3	7/1/2008	40.38	39.93	16.26	0.00	23.67
	12/14/2009		39.93	15.27	0.00	24.66
	1/18/2010		39.93	14.36	0.00	25.57
	10/31/2011		39.93	16.53	0.00	23.40
	1/31/2012		39.93	14.47	0.00	25.46
	5/7/2012		39.93	14.68	0.00	25.25
	8/20/2012		39.93	16.34	0.00	23.59
	8/5/2013		39.93	16.35	0.00	23.58
	11/11/2013		39.93	15.92	0.00	24.01
	2/17/2014		39.93	14.95	0.00	24.98
	5/19/2014		39.93	14.87	0.00	25.06
	8/11/2014		39.93	16.66	0.00	23.27
	11/17/2014		39.93	15.63	0.00	24.30
	2/25/2015		39.93	15.08	0.00	24.85
	5/21/2015		39.93	16.89	0.00	23.04
	8/3/2015		39.93	17.09	0.00	22.84
	11/24/2015		39.93	15.29	0.00	24.64
	2/23/2016		39.93	14.31	0.00	25.62
	5/9/2016		39.93	15.65	0.00	24.28
	8/23/2016		39.93	16.83	0.00	23.10
	11/29/2016		39.93	13.62	0.00	26.31
	2/14/2017		39.93	13.82	0.00	26.11
	5/25/2017		39.93	14.86	0.00	25.07
	8/7/2017		39.93	15.84	0.00	24.09
	11/28/2017		39.93	13.84	0.00	26.09
	2/6/2018		39.93	14.01	0.00	25.92
	5/29/2018		39.93	15.59	0.00	24.34
	8/14/2018		39.93	14.12	0.00	25.81
	12/5/2018		39.93	14.88	0.00	25.05
	2/10/2019		39.93	14.55	0.00	25.38
	6/4/2019		39.93	15.65	0.00	24.28
	8/20/2019		39.93	16.46	0.00	23.47
11/25/2019	39.93	15.96	0.00	23.97		
2/11/2020	39.93	13.88	0.00	26.05		
5/20/2020	39.93	15.56	0.00	24.37		
11/10/2020	39.93	15.62	0.00	24.31		
2/9/2021	39.93	14.41	0.00	25.52		
5/11/2021	39.93	15.68	0.00	24.25		
8/16/2021	39.93	16.52	0.00	23.41		
11/3/2021	39.93	15.71	0.00	24.22		
2/24/2022	39.93	15.57	0.00	24.36		
5/18/2022	39.93	15.02	0.00	24.91		
8/23/2022	39.93	16.32	0.00	23.61		
WCMW-4	7/1/2008	39.30	38.95	16.18	0.00	22.77
	12/14/2009		38.95	15.62	0.00	23.33
	1/18/2010		38.95	15.98	0.00	22.97
	10/31/2011		38.95	16.08	0.00	22.87
	1/31/2012		38.95	13.52	0.00	25.43
	5/7/2012		38.95	13.96	0.00	24.99
	8/20/2012		38.95	15.84	0.00	23.11
	8/5/2013		38.95	15.87	0.00	23.08
	11/11/2013		38.95	15.63	0.00	23.32
	2/17/2014		38.95	14.55	0.00	24.40
	5/19/2014		38.95	14.44	0.00	24.51
	8/11/2014		38.95	16.23	0.00	22.72
	11/17/2014		38.95	15.23	0.00	23.72
	2/25/2015		38.95	14.56	0.00	24.39
	5/21/2015		38.95	15.35	0.00	23.60
	8/3/2015		38.95	16.42	0.00	22.53
	11/24/2015		38.95	14.83	0.00	24.12
	2/23/2016		38.95	13.82	0.00	25.13
	5/9/2016		38.95	15.18	0.00	23.77
	8/23/2016		38.95	16.15	0.00	22.80
	11/29/2016		38.95	13.23	0.00	25.72
	2/14/2017		38.95	13.11	0.00	25.84
	5/25/2017		38.95	14.37	0.00	24.58
	8/7/2017		38.95	15.43	0.00	23.52
	11/28/2017		38.95	13.36	0.00	25.59
	2/6/2017		38.95	13.25	0.00	25.70
	5/29/2018		38.95	15.04	0.00	23.91
	8/14/2018		38.95	15.62	0.00	23.33
	12/5/2018		38.95	14.32	0.00	24.63
	2/20/2019		38.95	14.05	0.00	24.90
	6/4/2019		38.95	15.17	0.00	23.78
	8/20/2019		38.95	15.91	0.00	23.04
11/25/2019	38.95	15.39	0.00	23.56		
2/11/2020	38.95	13.34	0.00	25.61		

Table 1
Groundwater Elevation Data
Annual Groundwater Monitoring and Remediation System Status Report – 2021-2022
Whitney's Chevrolet, Inc.
123 West Pioneer Avenue, Montesano, Washington

Well ID	Date	Ground Elevation	PVC Casing Elevation ^a	Depth to Water ^b	LNAPL Thickness ^c	Water Table Elevation ^d
WCMW-4	5/19/2020	39.30	38.95	14.96	0.00	23.99
	11/10/2020		38.95	15.11	0.00	23.84
	2/9/2021		38.95	13.91	0.00	25.04
	5/11/2021		38.95	15.07	0.00	23.88
	8/16/2021		38.95	15.89	0.00	23.06
	11/3/2021		38.95	15.19	0.00	23.76
	2/22/2022		38.95	15.06	0.00	23.89
	5/18/2022		38.95	14.43	0.00	24.52
8/23/2022	38.95	15.68	0.00	23.27		
WCMW-5	7/1/2008	38.25	37.73	15.18	0.00	22.55
	12/14/2009		37.73	13.90	0.00	23.83
	1/18/2010		37.73	13.01	0.00	24.72
	10/31/2011		37.73	14.98	0.00	22.75
	1/31/2012		37.73	12.98	0.00	24.75
	5/7/2012		37.73	13.16	0.00	24.57
	8/20/2012		37.73	14.93	0.00	22.80
	8/5/2013		37.73	14.89	0.00	22.84
	11/11/2013		37.73	14.47	0.00	23.26
	2/17/2014		37.73	13.43	0.00	24.30
	5/19/2014		37.73	13.23	0.00	24.50
	8/11/2014		37.73	15.26	0.00	22.47
	11/17/2014		37.73	14.09	0.00	23.64
	2/25/2015		37.73	13.41	0.00	24.32
	5/21/2015		37.73	14.24	0.00	23.49
	8/3/2015		37.73	15.49	0.00	22.24
	11/24/2015		37.73	13.68	0.00	24.05
	2/23/2016		37.73	13.81	0.00	23.92
	5/9/2016		37.73	14.04	0.00	23.69
	8/23/2016		37.73	15.20	0.00	22.53
	11/29/2016		37.73	12.06	0.00	25.67
	2/14/2017		37.73	12.27	0.00	25.46
	5/25/2017		37.73	13.33	0.00	24.40
	8/7/2017		37.73	14.51	0.00	23.22
	11/28/2017		37.73	12.42	0.00	25.31
	2/6/2018		37.73	12.31	0.00	25.42
	5/29/2018		37.73	13.95	0.00	23.78
	8/14/2018		37.73	14.72	0.00	23.01
	12/5/2018		37.73	13.30	0.00	24.43
	2/20/2019		37.73	12.91	0.00	24.82
	6/4/2019		37.73	14.07	0.00	23.66
	8/20/2019		37.73	14.81	0.00	22.92
11/25/2019	37.73	14.33	0.00	23.40		
2/11/2020	37.73	12.25	0.00	25.48		
5/19/2020	37.73	13.88	0.00	23.85		
11/10/2020	37.73	14.02	0.00	23.71		
2/9/2021	37.73	12.85	0.00	24.88		
5/11/2021	37.73	14.09	0.00	23.64		
8/16/2021	37.73	14.95	0.00	22.78		
11/3/2021	37.73	14.02	0.00	23.71		
2/23/2022	37.73	13.81	0.00	23.92		
5/18/2022	37.73	13.32	0.00	24.41		
8/23/2022	37.73	14.67	0.00	23.06		
WCMW-6	7/1/2008	39.32	38.80	15.73	0.00	23.07
	12/14/2009		38.80	14.76	0.00	24.04
	1/18/2010		38.80	13.88	0.00	24.92
	10/31/2011		38.80	15.91	0.00	22.89
	1/31/2012		38.80	13.94	0.00	24.86
	5/7/2012		38.80	14.17	0.00	24.63
	8/20/2012		38.80	15.85	0.00	22.95
	8/5/2013		38.80	15.85	0.00	22.95
	11/11/2013		38.80	15.31	0.00	23.49
	2/17/2014		38.80	14.33	0.00	24.47
	5/19/2014		38.80	14.35	0.00	24.45
	8/11/2014		38.80	16.21	0.00	22.59
	11/17/2014		38.80	15.06	0.00	23.74
	2/25/2015		38.80	14.58	0.00	24.22
	5/21/2015		38.80	15.38	0.00	23.42
	8/3/2015		38.80	16.58	0.00	22.22
	11/24/2015		38.80	14.59	0.00	24.21
	2/23/2016		38.80	13.84	0.00	24.96
	5/9/2016		38.80	15.24	0.00	23.56
	8/23/2016		38.80	16.31	0.00	22.49
	11/29/2016		38.80	13.25	0.00	25.55
	2/14/2017		38.80	13.47	0.00	25.33
	5/25/2017		38.80	14.34	0.00	24.46
	8/7/2017		38.80	15.45	0.00	23.35
	11/28/2017		38.80	13.54	0.00	25.26
	2/6/2018		38.80	13.54	0.00	25.26
	5/29/2018		38.80	15.09	0.00	23.71
	8/14/2018		38.80	15.82	0.00	22.98
12/5/2018	38.80	14.39	0.00	24.41		
2/20/2019	38.80	14.12	0.00	24.68		

Table 1
Groundwater Elevation Data
Annual Groundwater Monitoring and Remediation System Status Report – 2021-2022
Whitney's Chevrolet, Inc.
123 West Pioneer Avenue, Montesano, Washington

Well ID	Date	Ground Elevation	PVC Casing Elevation ^a	Depth to Water ^b	LNAPL Thickness ^c	Water Table Elevation ^d
WCMW-6	6/4/2019	39.32	38.80	15.27	0.00	23.53
	8/20/2019		38.80	15.98	0.00	22.82
	11/25/2019		38.80	15.42	0.00	23.38
	2/11/2020		38.80	13.52	0.00	25.28
	5/19/2020		38.80	15.04	0.00	23.76
	11/10/2020		38.80	15.05	0.00	23.75
	2/9/2021		38.80	14.01	0.00	24.79
	5/11/2021		38.80	15.24	0.00	23.56
	8/16/2021		38.80	16.14	0.00	22.66
	11/3/2021		38.80	14.97	0.00	23.83
	2/24/2022		38.8	14.93	0.00	23.87
	5/18/2022		38.8	14.49	0.00	24.31
	8/23/2022		38.8	15.89	0.00	22.91
WCMW-7	10/31/2011	40.31	39.85	15.21	0.00	24.64
	1/31/2012		39.85	12.83	0.00	27.02
	5/7/2012		39.85	13.14	0.00	26.71
	8/20/2012		39.85	15.93	0.00	23.92
	8/5/2013		39.85	15.15	0.00	24.70
	11/11/2013		39.85	14.64	0.00	25.21
	2/17/2014		39.85	13.34	0.00	26.51
	5/19/2014		39.85	13.57	0.00	26.28
	8/11/2014		39.85	15.49	0.00	24.36
	11/17/2014		39.85	14.35	0.00	25.50
	2/25/2015		39.85	13.83	0.00	26.02
	5/21/2015		39.85	14.63	0.00	25.22
	8/3/2015		39.85	15.96	0.00	23.89
	11/24/2015		39.85	13.84	0.00	26.01
	2/23/2016		39.85	12.76	0.00	27.09
	5/9/2016		39.85	14.43	0.00	25.42
	8/23/2016		39.85	15.60	0.00	24.25
	11/29/2016		39.85	12.09	0.00	27.76
	2/14/2017		39.85	12.31	0.00	27.54
	5/25/2017		39.85	13.55	0.00	26.30
	8/7/2017		39.85	14.56	0.00	25.29
	11/28/2017		39.85	12.24	0.00	27.61
	2/6/2018		39.85	12.90	0.00	26.95
	5/29/2018		39.85	14.24	0.00	25.61
	8/14/2018		39.85	14.82	0.00	25.03
	12/5/2018		39.85	13.32	0.00	26.53
	2/20/2019		39.85	13.00	0.00	26.85
	6/4/2019		39.85	14.31	0.00	25.54
	8/20/2019		39.85	15.33	0.00	24.52
	11/25/2019		39.85	14.56	0.00	25.29
	2/11/2020		39.85	12.41	0.00	27.44
	5/19/2020		39.85	14.23	0.00	25.62
	11/10/2020		39.85	14.21	0.00	25.64
2/9/2021	39.85	12.88	0.00	26.97		
5/11/2021	39.85	14.4	0.00	25.45		
8/16/2021	39.85	15.25	0.00	24.60		
11/3/2021	39.85	14.16	0.00	25.69		
2/24/2022	39.85	14.24	0.00	25.61		
5/18/2022	39.85	13.61	0.00	26.24		
8/23/2022	39.85	15.00	0.00	24.85		
WCMW-8	10/31/2011	41.14	40.70	15.91	0.00	24.79
	1/31/2012		40.70	13.51	0.00	27.19
	5/7/2012		40.70	13.83	0.00	26.87
	8/20/2012		40.70	15.77	0.00	24.93
	8/5/2013		40.70	15.82	0.00	24.88
	11/11/2013		40.70	15.35	0.00	25.35
	2/17/2014		40.70	14.02	0.00	26.68
	5/19/2014		40.70	14.27	0.00	26.43
	8/11/2014		40.70	16.15	0.00	24.55
	11/17/2014		40.70	15.06	0.00	25.64
	2/25/2015		40.70	14.52	0.00	26.18
	5/21/2015		40.70	15.30	0.00	25.40
	8/3/2015		40.70	16.60	0.00	24.10
	11/24/2015		40.70	14.60	0.00	26.10
	2/23/2016		40.70	13.44	0.00	27.26
	5/9/2016		40.70	15.05	0.00	25.65
	8/23/2016		40.70	16.28	0.00	24.42
	11/29/2016		40.70	12.76	0.00	27.94
	2/14/2017		40.70	12.96	0.00	27.74
	5/25/2017		40.70	14.32	0.00	26.38
	8/7/2017		40.70	15.29	0.00	25.41
	11/28/2017		40.70	12.92	0.00	27.78
	2/6/2018		40.70	13.51	0.00	27.19
	5/29/2018		40.70	14.95	0.00	25.75
	8/14/2018		40.70	15.51	0.00	25.19
	12/5/2018		40.70	14.04	0.00	26.66
	2/20/2019		40.70	13.71	0.00	26.99
	6/4/2019		40.70	15.00	0.00	25.70
	8/20/2019		40.70	16.01	0.00	24.69

Table 1
Groundwater Elevation Data
Annual Groundwater Monitoring and Remediation System Status Report – 2021-2022
Whitney's Chevrolet, Inc.
123 West Pioneer Avenue, Montesano, Washington

Well ID	Date	Ground Elevation	PVC Casing Elevation ^a	Depth to Water ^b	LNAPL Thickness ^c	Water Table Elevation ^d
WCMW-8	11/25/2019	41.14	40.70	15.27	0.00	25.43
	2/11/2020		40.70	12.98	0.00	27.72
	5/19/2020		40.70	14.92	0.00	25.78
	11/10/2020		40.70	14.95	0.00	25.75
	2/9/2021		40.70	13.58	0.00	27.12
	5/11/2021		40.70	15.09	0.00	25.61
	8/16/2021		40.70	15.91	0.00	24.79
	11/3/2021		40.70	14.92	0.00	25.78
	2/24/2022		40.70	14.95	0.00	25.75
	5/18/2022		40.70	14.33	0.00	26.37
8/23/2022	40.70	15.69	0.00	25.01		
WCMW-9	10/31/2011	41.33	40.86	15.66	0.00	25.20
	1/31/2012		40.86	13.17	0.00	27.69
	5/7/2012		40.86	13.47	0.00	27.39
	8/20/2012		40.86	15.37	0.00	25.49
	8/5/2013		40.86	15.52	0.00	25.34
	11/11/2013		40.86	15.36	0.00	25.50
	2/17/2014		40.86	14.01	0.00	26.85
	5/19/2014		40.86	14.08	0.00	26.78
	8/11/2014		40.86	15.88	0.00	24.98
	11/17/2014		40.86	14.77	0.00	26.09
	2/25/2015		40.86	14.48	0.00	26.38
	5/21/2015		40.86	15.07	0.00	25.79
	8/3/2015		40.86	16.09	0.00	24.77
	11/24/2015		40.86	14.32	0.00	26.54
	2/23/2016		40.86	13.35	0.00	27.51
	5/9/2016		40.86	14.85	0.00	26.01
	8/23/2016		40.86	16.00	0.00	24.86
	11/29/2016		40.86	12.44	0.00	28.42
	2/14/2017		40.86	12.61	0.00	28.25
	5/25/2017		40.86	14.10	0.00	26.76
	8/7/2017		40.86	15.04	0.00	25.82
	11/28/2017		40.86	12.50	0.00	28.36
	2/6/2018		40.86	13.19	0.00	27.67
	5/29/2018		40.86	14.74	0.00	26.12
	8/14/2018		40.86	15.22	0.00	25.64
	12/5/2018		40.86	13.72	0.00	27.14
	2/20/2019		40.86	13.37	0.00	27.49
	6/4/2019		40.86	14.77	0.00	26.09
	8/20/2019		40.86	15.72	0.00	25.14
	11/25/2019		40.86	14.99	0.00	25.87
	2/11/2020		40.86	12.59	0.00	28.27
	5/19/2020		40.86	14.67	0.00	26.19
11/10/2020	40.86	NM	NM	NM		
2/9/2021	40.86	13.31	0.00	27.55		
5/11/2021	40.86	14.85	0.00	26.01		
8/16/2021	40.86	15.68	0.00	25.18		
11/3/2021	40.86	14.62	0.00	26.24		
2/24/2022	40.86	14.76	0.00	26.1		
5/18/2022	40.86	14.03	0.00	26.83		
8/23/2022	40.86	15.42	0.00	25.44		
WCMW-10	10/31/2011	41.31	40.82	15.90	0.00	24.92
	1/31/2012		40.82	14.35	0.00	26.47
	5/7/2012		40.82	14.57	0.00	26.25
	8/20/2012		40.82	15.72	0.00	25.10
	8/5/2013		40.82	15.87	0.00	24.95
	11/11/2013		40.82	15.62	0.00	25.20
	2/17/2014		40.82	14.90	0.00	25.92
	5/19/2014		40.82	14.92	0.00	25.90
	8/11/2014		40.82	16.27	0.00	24.55
	11/17/2014		40.82	15.50	0.00	25.32
	2/25/2015		40.82	15.10	0.00	25.72
	5/21/2015		40.82	15.83	0.00	24.99
	8/3/2015		40.82	16.64	0.00	24.18
	11/24/2015		40.82	15.35	0.00	25.47
	2/23/2016		40.82	14.48	0.00	26.34
	5/9/2016		40.82	15.31	0.00	25.51
	8/23/2016		40.82	16.49	0.00	24.33
	11/29/2016		40.82	13.42	0.00	27.40
	2/14/2017		40.82	12.90	0.00	27.92
	5/25/2017		40.82	14.84	0.00	25.98
	8/7/2017		40.82	15.67	0.00	25.15
	11/28/2017		40.82	13.14	0.00	27.68
	2/6/2018		40.82	14.37	0.00	26.45
	5/29/2018		40.82	15.83	0.00	24.99
	8/14/2018		40.82	16.74	0.00	24.08
	12/5/2018		40.82	15.38	0.00	25.44
	2/20/2019		40.82	14.37	0.00	26.45
	6/4/2019		40.82	15.61	0.00	25.21
8/20/2019	40.82	18.99	0.00	21.83		
11/25/2019	40.82	15.65	0.00	25.17		
2/11/2020	40.82	13.88	0.00	26.94		

Table 1
Groundwater Elevation Data
Annual Groundwater Monitoring and Remediation System Status Report – 2021-2022
Whitney's Chevrolet, Inc.
123 West Pioneer Avenue, Montesano, Washington

Well ID	Date	Ground Elevation	PVC Casing Elevation ^a	Depth to Water ^b	LNAPL Thickness ^c	Water Table Elevation ^d
WCMW-10	5/19/2020	41.31	40.82	15.40	0.00	25.42
	11/10/2020		40.82	15.17	0.00	25.65
	2/9/2021		40.82	14.32	0.00	26.50
	5/11/2021		40.82	15.46	0.00	25.36
	8/16/2021		40.82	16.26	0.00	24.56
	11/3/2021		40.82	15.61	0.00	25.21
	2/22/2022		40.82	15.99	0.00	24.83
	5/18/2022		40.82	14.86	0.00	25.96
8/23/2022	40.82	16.27	0.00	24.55		
KBMW-1	12/14/2009	39.69	39.31	15.89	0.00	23.42
	1/18/2010		39.31	14.76	0.00	24.55
	10/31/2011		39.31	17.08	0.00	22.23
	1/31/2012		39.31	15.03	0.00	24.28
	5/7/2012		39.31	14.92	0.00	24.39
	8/20/2012		39.31	16.93	0.00	22.38
	8/5/2013		39.31	16.94	0.00	22.37
	11/11/2013		39.31	16.43	0.00	22.88
	2/17/2014		39.31	15.41	0.00	23.90
	5/19/2014		39.31	15.26	0.00	24.05
	8/11/2014		39.31	17.12	0.00	22.19
	11/17/2014		39.31	16.19	0.00	23.12
	2/25/2015		39.31	15.58	0.00	23.73
	5/21/2015		39.31	16.49	0.00	22.82
	8/3/2015		39.31	17.32	0.00	21.99
	11/24/2015		39.31	15.86	0.00	23.45
	2/23/2016		39.31	14.81	0.00	24.50
	5/9/2016		39.31	16.22	0.00	23.09
	8/23/2016		39.31	17.18	0.00	22.13
	11/29/2016		39.31	13.85	0.00	25.46
	2/14/2017		39.31	13.81	0.00	25.50
	5/25/2017		39.31	15.34	0.00	23.97
	8/7/2017		39.31	16.22	0.00	23.09
	11/28/2017		39.31	14.07	0.00	25.24
	2/6/2018		39.31	13.88	0.00	25.43
	5/29/2018		39.31	15.99	0.00	23.32
	8/14/2018		39.31	16.46	0.00	22.85
	12/5/2018		39.31	15.14	0.00	24.17
	2/20/2019		39.31	14.72	0.00	24.59
	6/4/2019		39.31	16.01	0.00	23.30
	8/20/2019		39.31	16.75	0.00	22.56
	11/25/2019		39.31	16.12	0.00	23.19
2/11/2020	39.31	14.17	0.00	25.14		
5/19/2020	39.31	15.82	0.00	23.49		
11/10/2020	39.31	15.73	0.00	23.58		
2/9/2021	39.31	14.63	0.00	24.68		
5/11/2021	39.31	15.78	0.00	23.53		
8/16/2021	39.31	16.58	0.00	22.73		
11/3/2021	39.31	15.86	0.00	23.45		
2/22/2022	39.31	15.63	0.00	23.68		
5/18/2022	39.31	14.97	0.00	24.34		
8/23/2022	39.31	16.60	0.00	22.71		
KBMW-2	12/14/2009	38.48	38.17	14.31	0.00	23.86
	1/18/2010		38.17	13.45	0.00	24.72
	10/31/2011		38.17	15.49	0.04	22.71
	2/2/2012		38.17	13.56	0.00	24.61
	5/7/2012		38.17	13.68	0.00	24.49
	8/20/2012		38.17	15.45	0.21	22.89
	8/5/2013		38.17	15.62	0.40	22.87
	11/11/2013		38.17	14.82	0.01	23.36
	2/17/2014		38.17	13.96	Sheen	24.21
	5/19/2014		38.17	13.80	Sheen	24.37
	8/11/2014		38.17	15.56	0.01	22.62
	11/17/2014		38.17	14.55	Sheen	23.62
	2/25/2015		38.17	14.02	Sheen	24.15
	5/21/2015		38.17	14.82	Sheen	23.35
	8/3/2015		38.17	15.98	0.05	22.23
	11/25/2015		38.17	14.21	Sheen	23.96
	2/23/2016		38.17	13.36	0.02	24.83
	5/9/2016		38.17	14.57	Sheen	23.60
	8/23/2016		38.17	15.76	0.03	22.43
	11/30/2016		38.17	12.70	0.00	25.47
	2/14/2017		38.17	12.89	0.00	25.28
	5/25/2017		38.17	13.86	0.00	24.31
	8/9/2017		38.17	15.16	0.00	23.01
	11/29/2017		38.17	13.16	0.00	25.01
	2/7/2018		38.17	12.99	0.00	25.18
	5/9/2018		38.17	14.61	0.00	23.56
	8/16/2018		38.17	15.31	0.00	22.86
	12/5/2018		38.17	13.98	0.00	24.19
	2/20/2019		38.17	13.63	0.00	24.54
	6/4/2019		38.17	14.71	0.00	23.46
	8/20/2019		38.17	15.38	0.00	22.79

Table 1
Groundwater Elevation Data
Annual Groundwater Monitoring and Remediation System Status Report – 2021-2022
Whitney's Chevrolet, Inc.
123 West Pioneer Avenue, Montesano, Washington

Well ID	Date	Ground Elevation	PVC Casing Elevation ^a	Depth to Water ^b	LNAPL Thickness ^c	Water Table Elevation ^d
KBMW-2	11/25/2019	38.48	38.17	15.97	0.00	22.20
	2/13/2020		38.17	13.14	0.00	25.03
	5/20/2020		38.17	14.57	0.00	23.60
	11/10/2020		38.17	14.65	0.00	23.52
	2/9/2021		38.17	13.48	0.00	24.69
	5/11/2021		38.17	14.64	0.00	23.53
	8/16/2021		38.17	15.46	0.00	22.71
	11/3/2021		38.17	14.64	0.00	23.53
	2/23/2022		38.17	14.45	0.00	23.72
	5/18/2022		38.17	14.00	0.00	24.17
8/23/2022	38.17	15.26	0.00	22.91		
KBMW-3	12/14/2009	37.68	37.21	14.53	0.00	22.68
	1/18/2010		37.21	13.93	0.00	23.28
	10/31/2011		37.21	15.61	0.00	21.60
	1/31/2012		37.21	13.91	0.00	23.30
	5/7/2012		37.21	14.02	0.00	23.19
	8/20/2012		37.21	15.28	0.00	21.93
	8/5/2013		37.21	15.34	0.00	21.87
	11/11/2013		37.21	14.83	0.00	22.38
	2/17/2014		37.21	14.11	0.00	23.10
	5/19/2014		37.21	14.05	0.00	23.16
	8/11/2014		37.21	15.62	0.00	21.59
	11/17/2014		37.21	14.63	0.00	22.58
	2/25/2015		37.21	14.21	0.00	23.00
	5/21/2015		37.21	14.83	0.00	22.38
	8/3/2015		37.21	15.92	0.00	21.29
	11/24/2015		37.21	14.42	0.00	22.79
	2/23/2016		37.21	13.69	0.00	23.52
	5/9/2016		37.21	14.70	0.00	22.51
	8/23/2016		37.21	15.92	0.00	21.29
	11/30/2016		37.21	13.14	0.00	24.07
	2/14/2017		37.21	13.41	0.00	23.80
	5/25/2017		37.21	14.54	0.00	22.67
	8/7/2017		37.21	14.78	0.00	22.43
	11/28/2017		37.21	14.14	0.00	23.07
	2/6/2018		37.21	14.37	0.00	22.84
	5/29/2018		37.21	15.31	0.00	21.90
	8/14/2018		37.21	16.16	0.00	21.05
	12/5/2018		37.21	14.88	0.00	22.33
	2/20/2019		37.21	14.26	0.00	22.95
	6/4/2019		37.21	15.49	0.00	21.72
	8/20/2019		37.21	16.19	0.00	21.02
	11/25/2019		37.21	15.67	0.00	21.54
	2/11/2020		37.21	13.95	0.00	23.26
5/19/2020	37.21	15.25	0.00	21.96		
11/10/2020	37.21	15.31	0.00	21.90		
2/9/2021	37.21	14.51	0.00	22.70		
5/11/2021	37.21	15.19	0.00	22.02		
8/16/2021	37.21	16.10	0.00	21.11		
11/3/2021	37.21	15.11	0.00	22.10		
2/22/2022	37.21	14.9	0.00	22.31		
5/18/2022	37.21	14.25	0.00	22.96		
8/23/2022	37.21	15.82	0.00	21.39		
KBMW-4	12/14/2009	37.29	36.76	15.09	0.00	21.67
	1/18/2010		36.76	14.53	0.00	22.23
	10/31/2011		36.76	15.72	Sheen	21.04
	1/31/2012		36.76	13.73	0.00	23.03
	5/7/2012		36.76	13.79	0.00	22.97
	8/20/2012		36.76	15.08	0.00	21.68
	8/5/2013		36.76	15.04	0.00	21.72
	11/11/2013		Not Measured - Damaged Wellhead			
	2/17/2014		37.06	14.19	0.00	22.87
	5/19/2014		37.06	14.04	0.00	23.02
	8/11/2014		37.06	15.65	0.00	21.41
	11/17/2014		37.06	14.63	0.00	22.43
	2/25/2015		37.06	14.17	0.00	22.89
	5/21/2015		37.06	14.88	0.00	22.18
	8/3/2015		37.06	15.96	0.00	21.10
	11/24/2015		37.06	14.28	0.00	22.78
	2/23/2016		37.06	13.66	0.00	23.40
	5/9/2016		37.06	15.69	0.00	21.37
	8/23/2016		37.06	15.76	0.00	21.30
	11/29/2016		37.06	13.06	0.00	24.00
	2/14/2017		37.06	13.38	0.00	23.68
	5/25/2017		37.06	14.25	0.00	22.81
	8/7/2017		37.06	15.52	0.00	21.54
	11/28/2017		37.06	13.77	0.00	23.29
	2/6/2018		37.06	13.58	0.00	23.48
	5/29/2018		37.06	15.49	0.00	21.57
	8/14/2018		37.06	16.10	0.00	20.96
12/5/2018	37.06	14.45	0.00	22.61		
2/20/2019	37.06	14.06	0.00	23.00		

Table 1
Groundwater Elevation Data
Annual Groundwater Monitoring and Remediation System Status Report – 2021-2022
Whitney's Chevrolet, Inc.
123 West Pioneer Avenue, Montesano, Washington

Well ID	Date	Ground Elevation	PVC Casing Elevation ^a	Depth to Water ^b	LNAPL Thickness ^c	Water Table Elevation ^d	
KBMW-4	6/4/2019	37.29	37.06	15.12	0.00	21.94	
	8/20/2019		37.06	16.32	0.00	20.74	
	11/25/2019		37.06	15.75	0.00	21.31	
	2/11/2020		37.06	13.65	0.00	23.41	
	5/19/2020		37.06	15.26	0.00	21.80	
	11/10/2020		37.06	15.24	0.00	21.82	
	2/9/2021		37.06	14.05	0.00	23.01	
	5/11/2021		37.06	15.18	0.00	21.88	
	8/16/2021		37.06	15.89	0.00	21.17	
	11/3/2021		37.06	15.17	0.00	21.89	
	2/23/2022		37.06	15.12	0.00	21.94	
	5/18/2022		37.06	14.30	0.00	22.76	
	8/23/2022		37.06	15.75	0.00	21.31	
KBMW-5	12/14/2009	38.17	37.81	15.97	0.00	21.84	
	1/18/2010		37.81	15.42	0.00	22.39	
	10/31/2011		37.81	16.79	0.00	21.02	
	1/31/2012		37.81	15.42	0.00	22.39	
	5/7/2012		37.81	15.61	0.00	22.20	
	8/20/2012		37.81	16.68	0.00	21.13	
	8/5/2013		37.81	16.72	0.00	21.09	
	11/11/2013		Not Measured - Damaged Wellhead				
	2/17/2014		38.17	15.74	0.00	22.43	
	5/19/2014		38.17	15.89	0.00	22.28	
	8/11/2014		38.17	17.29	0.00	20.88	
	11/17/2014		38.17	16.29	0.00	21.88	
	2/25/2015		38.17	15.47	0.00	22.70	
	5/21/2015		38.17	16.62	0.00	21.55	
	8/3/2015		38.17	17.38	0.00	20.79	
	11/24/2015		38.17	15.81	0.00	22.36	
	2/23/2016		38.17	15.55	0.00	22.62	
	5/9/2016		38.17	16.45	0.00	21.72	
	8/23/2016		38.17	17.36	0.00	20.81	
	11/29/2016		38.17	14.94	0.00	23.23	
	2/14/2017		38.17	15.24	0.00	22.93	
	5/25/2017		38.17	15.95	0.00	22.22	
	8/7/2017		38.17	17.09	0.00	21.08	
	11/28/2017		38.17	15.39	0.00	22.78	
	2/6/2018		38.17	15.33	0.00	22.84	
	5/29/2018		38.17	16.52	0.00	21.65	
	8/14/2018		38.17	17.35	0.00	20.82	
	12/5/2018		38.17	16.01	0.00	22.16	
	2/20/2019		38.17	15.75	0.00	22.42	
	6/4/2019		38.17	16.80	0.00	21.37	
	8/20/2019		38.17	17.51	0.00	20.66	
	11/25/2019		38.17	16.89	0.00	21.28	
	2/11/2020		38.17	15.45	0.00	22.72	
	5/19/2020		38.17	16.56	0.00	21.61	
11/10/2020	38.17	16.53	0.00	21.64			
2/9/2021	38.17	15.73	0.00	22.44			
5/11/2021	38.17	16.53	0.00	21.64			
8/16/2021	38.17	17.29	0.00	20.88			
11/3/2021	38.17	16.44	0.00	21.73			
2/24/2022	38.17	16.42	0.00	21.75			
5/18/2022	38.17	15.93	0.00	22.24			
8/23/2022	38.17	17.14	0.00	21.03			
KBMW-6	12/14/2009	40.52	40.15	16.73	0.00	23.42	
	1/18/2010		40.15	16.17	0.00	23.98	
	10/31/2011		40.15	17.50	0.00	22.65	
	1/31/2012		40.15	16.23	0.00	23.92	
	5/7/2012		40.15	16.38	0.00	23.77	
	8/20/2012		40.15	17.43	0.00	22.72	
	8/5/2013		40.15	17.40	0.00	22.75	
	11/11/2013		40.15	16.92	0.00	23.23	
	2/17/2014		40.15	16.26	0.00	23.89	
	5/19/2014		40.15	16.44	0.00	23.71	
	8/11/2014		40.15	17.72	0.00	22.43	
	11/17/2014		40.15	16.89	0.00	23.26	
	2/25/2015		40.15	16.60	0.00	23.55	
	5/21/2015		40.15	17.20	0.00	22.95	
	8/3/2015		40.15	18.85	0.00	21.30	
	11/24/2015		40.15	16.57	0.00	23.58	
	2/23/2016		40.15	16.09	0.00	24.06	
	5/9/2016		40.15	17.01	0.00	23.14	
	8/23/2016		40.15	17.73	0.00	22.42	
	11/29/2016		40.15	14.55	0.00	25.60	
	2/14/2017		40.15	14.21	0.00	25.94	
	5/25/2017		40.15	16.54	0.00	23.61	
	8/7/2017		40.15	17.65	0.00	22.50	
	11/28/2017		40.15	14.74	0.00	25.41	
	2/6/2018		40.15	14.22	0.00	25.93	
	5/29/2018		40.15	17.07	0.00	23.08	
	8/14/2018		40.15	17.96	0.00	22.19	

Table 1
Groundwater Elevation Data
Annual Groundwater Monitoring and Remediation System Status Report – 2021-2022
Whitney's Chevrolet, Inc.
123 West Pioneer Avenue, Montesano, Washington

Well ID	Date	Ground Elevation	PVC Casing Elevation ^a	Depth to Water ^b	LNAPL Thickness ^c	Water Table Elevation ^d
KBMW-6	12/5/2018	40.52	40.15	16.78	0.00	23.37
	2/20/2019		40.15	16.31	0.00	23.84
	6/4/2019		40.15	17.26	0.00	22.89
	8/20/2019		40.15	18.61	0.00	21.54
	11/25/2019		40.15	17.39	0.00	22.76
	2/11/2020		40.15	16.09	0.00	24.06
	5/19/2020		40.15	17.20	0.00	22.95
	11/10/2020		40.15	NM	NM	NM
	2/9/2021		40.15	16.36	0.00	23.79
	5/11/2021		40.15	17.09	0.00	23.06
	8/16/2021		40.15	17.84	0.00	22.31
	11/3/2021		40.15	17.61	0.00	22.54
	2/24/2022		40.15	17.84	0.00	22.31
	5/18/2022		40.15	16.63	0.00	23.52
8/23/2022	40.15	17.78	0.00	22.37		
KBMW-7	12/14/2009	36.54	36.17	13.28	0.00	22.89
	1/18/2010		36.17	12.53	0.00	23.64
	10/31/2011		36.17	15.21	0.00	20.96
	1/31/2012		36.17	12.42	0.00	23.75
	5/7/2012		36.17	12.62	0.00	23.55
	8/20/2012		36.17	14.08	0.00	22.09
	8/5/2013		36.17	14.03	0.00	22.14
	11/11/2013		36.17	13.67	0.00	22.50
	2/17/2014		36.17	12.79	0.00	23.38
	5/19/2014		36.17	12.73	0.00	23.44
	8/11/2014		36.17	14.51	0.00	21.66
	11/17/2014		36.17	13.34	0.00	22.83
	2/25/2015		36.17	12.95	0.00	23.22
	5/21/2015		36.17	13.64	0.00	22.53
	8/3/2015		36.17	14.74	0.00	21.43
	11/24/2015		36.17	12.91	0.00	23.26
	2/23/2016		36.17	12.32	0.00	23.85
	5/9/2016		36.17	13.46	0.00	22.71
	8/23/2016		36.17	14.60	0.00	21.57
	11/29/2016		36.17	11.72	0.00	24.45
	2/14/2017		36.17	12.03	0.00	24.14
	5/25/2017		36.17	12.81	0.00	23.36
	8/7/2017		36.17	14.13	0.00	22.04
	11/28/2017		36.17	12.26	0.00	23.91
	2/6/2018		36.17	12.17	0.00	24.00
	5/29/2018		36.17	13.88	0.00	22.29
	8/14/2018		36.17	14.79	0.00	21.38
	12/5/2018		36.17	13.06	0.00	23.11
	2/20/2019		36.17	12.74	0.00	23.43
	6/4/2019		36.17	14.09	0.00	22.08
	8/20/2019		36.17	14.79	0.00	21.38
	11/25/2019		36.17	14.26	0.00	21.91
	2/11/2020		36.17	12.31	0.00	23.86
5/19/2020	36.17	13.50	0.00	22.67		
11/10/2020	36.17	13.51	0.00	22.66		
2/9/2021	36.17	12.53	0.00	23.64		
5/11/2021	36.17	13.63	0.00	22.54		
8/16/2021	36.17	14.43	0.00	21.74		
11/3/2021	36.17	13.45	0.00	22.72		
2/23/2022	36.17	13.41	0.00	22.76		
5/18/2022	36.17	12.97	0.00	23.20		
8/23/2022	36.17	14.28	0.00	21.89		
KBMW-8	12/14/2009	36.05	35.81	13.98	0.00	21.83
	1/18/2010		35.81	13.39	0.00	22.42
	10/31/2011		35.81	16.78	0.00	19.03
	1/31/2012		35.81	13.44	0.00	22.37
	5/7/2012		35.81	13.60	0.00	22.21
	8/20/2012		35.81	14.75	0.00	21.06
	8/5/2013		35.81	14.74	0.00	21.07
	11/11/2013		35.75	14.22	0.00	21.53
	2/17/2014		35.75	13.42	0.00	22.33
	5/19/2014		35.75	13.63	0.00	22.12
	8/11/2014		35.75	15.01	0.00	20.74
	11/17/2014		35.75	14.04	0.00	21.71
	2/25/2015		35.75	13.76	0.00	21.99
	5/21/2015		35.75	14.38	0.00	21.37
	8/3/2015		35.75	15.19	0.00	20.56
	11/24/2015		35.75	13.63	0.00	22.12
	2/23/2016		35.75	13.33	0.00	22.42
	5/9/2016		35.75	14.29	0.00	21.46
	8/23/2016		35.75	15.09	0.00	20.66
	11/29/2016		35.75	13.06	0.00	22.69
	2/14/2017		35.75	12.16	0.00	23.59
	5/25/2017		35.75	13.76	0.00	21.99
	8/7/2017		35.75	13.78	0.00	21.97
	11/28/2017		35.75	13.22	0.00	22.53
2/6/2018	35.75	13.16	0.00	22.59		

Table 1
Groundwater Elevation Data
Annual Groundwater Monitoring and Remediation System Status Report – 2021-2022
Whitney's Chevrolet, Inc.
123 West Pioneer Avenue, Montesano, Washington

Well ID	Date	Ground Elevation	PVC Casing Elevation ^a	Depth to Water ^b	LNAPL Thickness ^c	Water Table Elevation ^d	
KBMW-8	5/29/2018	36.05	35.75	14.31	0.00	21.44	
	8/14/2018		35.75	15.00	0.00	20.75	
	12/5/2018		35.75	13.72	0.00	22.03	
	2/20/2019		35.75	13.54	0.00	22.21	
	6/4/2019		35.75	14.50	0.00	21.25	
	8/20/2019		35.75	15.08	0.00	20.67	
	11/25/2019		35.75	14.57	0.00	21.18	
	2/11/2020		35.75	13.17	0.00	22.58	
	5/19/2020		35.75	14.25	0.00	21.50	
	11/10/2020		35.75	14.20	0.00	21.55	
	2/9/2021		35.75	13.46	0.00	22.29	
	5/11/2021		35.75	14.32	0.00	21.43	
	8/16/2021		35.75	15.00	0.00	20.75	
	11/3/2021		35.75	14.14	0.00	21.61	
	2/22/2022		35.75	14.14	0.00	21.61	
5/18/2022	35.75	13.75	0.00	22.00			
8/23/2022	35.75	14.88	0.00	20.87			
KBMW-9	12/14/2009	36.27	35.84	14.38	0.00	21.46	
	1/18/2010		35.84	13.82	0.00	22.02	
	11/1/2011		35.84	15.60	0.55	20.68	
	2/1/2012		35.84	14.06	0.21	21.95	
	5/8/2012		35.84	14.22	0.23	21.80	
	8/21/2012		35.84	15.68	0.69	20.71	
	8/5/2013		Not accessible due to road construction				
	11/12/2013		35.50	13.60	0.07	21.96	
	2/18/2014		35.50	13.30	Sheen	22.20	
	5/20/2014		35.50	13.59	Sheen	21.91	
	8/12/2014		35.50	15.18	0.08	20.38	
	11/18/2014		35.50	14.15	0.23	21.53	
	2/26/2015		35.50	13.61	Sheen	21.89	
	5/22/2015		35.50	14.39	0.16	21.24	
	8/4/2015		35.50	15.33	0.33	20.43	
	11/25/2015		35.50	13.52	Sheen	21.98	
	2/24/2016		35.50	13.24	0.04	22.29	
	5/9/2016		35.50	14.36	0.35	21.42	
	8/26/2016		35.50	15.47	0.51	20.44	
	11/29/2016		35.50	12.59	0.00	22.91	
	2/16/2017		35.50	12.65	0.00	22.85	
	5/25/2017		35.50	13.54	0.00	21.96	
	8/9/2017		35.50	14.45	0.00	21.05	
	11/29/2017		35.50	13.11	0.00	22.39	
	2/8/2018		35.50	12.97	0.00	22.53	
	5/31/2018		35.50	14.20	0.00	21.30	
	8/16/2018		35.50	14.87	0.00	20.63	
	12/7/2018		35.50	13.51	0.00	21.99	
	2/22/2019		35.50	13.42	0.00	22.08	
	6/6/2019		35.50	14.30	0.00	21.20	
	8/20/2019		35.50	14.99	0.00	20.51	
	11/25/2019		35.50	14.46	0.00	21.04	
2/13/2020	35.50	13.09	0.00	22.41			
5/21/2020	35.50	14.03	0.00	21.47			
11/10/2020	35.50	13.95	0.00	21.55			
2/11/2021	35.50	13.40	0.00	22.10			
5/12/2021	35.50	14.02	0.00	21.48			
8/18/2021	35.5	14.81	0.00	20.69			
11/4/2021	35.50	13.93	0.00	21.57			
2/23/2022	35.50	13.98	0.00	21.52			
5/18/2022	35.50	13.62	0.00	21.88			
8/23/2022	35.50	14.72	0.00	20.78			
KBMW-10	12/14/2009	35.42	34.96	13.55	0.00	21.41	
	1/18/2010		34.96	13.00	0.00	21.96	
	11/1/2011		34.96	14.34	0.00	20.62	
	2/1/2012		34.96	12.13	0.00	22.83	
	5/8/2012		34.96	13.27	0.00	21.69	
	8/21/2012		34.96	14.33	0.00	20.63	
	8/5/2013		Not accessible due to road construction				
	11/12/2013		34.56	13.33	0.00	21.23	
	2/18/2014		34.56	12.55	0.00	22.01	
	5/20/2014		34.56	12.83	0.00	21.73	
	8/12/2014		34.56	14.14	0.00	20.42	
	11/18/2014		34.56	13.19	0.00	21.37	
	2/25/2015		34.56	12.94	0.00	21.62	
	5/22/2015		34.56	13.55	0.00	21.01	
	8/4/2015		34.56	14.28	0.00	20.28	
	11/24/2015		34.56	12.79	0.00	21.77	
	2/24/2016		34.56	12.57	0.00	21.99	
	5/9/2016		34.56	13.43	0.00	21.13	
	8/26/2016		34.56	14.20	0.00	20.36	
	11/29/2016		34.56	12.03	0.00	22.53	
	2/16/2017		34.56	12.19	0.00	22.37	
	5/25/2017		34.56	12.91	0.00	21.65	
	8/9/2017		34.56	13.82	0.00	20.74	

Table 1
Groundwater Elevation Data
Annual Groundwater Monitoring and Remediation System Status Report – 2021-2022
Whitney's Chevrolet, Inc.
123 West Pioneer Avenue, Montesano, Washington

Well ID	Date	Ground Elevation	PVC Casing Elevation ^a	Depth to Water ^b	LNAPL Thickness ^c	Water Table Elevation ^d
KBMW-10	11/29/2017	35.42	34.56	12.42	0.00	22.14
	2/8/2018		34.56	12.37	0.00	22.19
	5/31/2018		34.56	13.44	0.00	21.12
	8/16/2018		34.56	14.11	0.00	20.45
	12/7/2018		34.56	12.91	0.00	21.65
	2/22/2019		34.56	12.73	0.00	21.83
	6/6/2019		34.56	13.64	0.00	20.92
	8/20/2019		34.56	14.14	0.00	20.42
	11/25/2019		34.56	13.66	0.00	20.90
	2/13/2020		34.56	12.41	0.00	22.15
	5/21/2020		34.56	13.34	0.00	21.22
	11/10/2020		34.56	13.24	0.00	21.32
	2/11/2021		34.56	12.62	0.00	21.94
	5/12/2021		34.56	13.42	0.00	21.14
	8/18/2021		34.56	14.07	0.00	20.49
	11/4/2021		34.56	13.12	0.00	21.44
2/24/2022	34.56	13.23	0.00	21.33		
5/18/2022	34.56	12.83	0.00	21.73		
8/24/2022	34.56	13.93	0.00	20.63		
KBMW-11	10/31/2011	35.46	35.01	14.72	0.00	20.29
	1/31/2012		35.01	13.46	0.00	21.55
	5/7/2012		35.01	13.65	0.00	21.36
	8/20/2012		35.01	14.70	0.00	20.31
	8/5/2013		35.01	14.66	0.00	20.35
	11/11/2013		35.01	14.09	0.00	20.92
	2/17/2014		35.01	13.31	0.00	21.70
	5/19/2014		35.01	13.53	0.00	21.48
	8/11/2014		35.01	14.91	0.00	20.10
	11/17/2014		35.01	13.91	0.00	21.10
	2/25/2015		35.01	13.65	0.00	21.36
	5/21/2015		35.01	14.26	0.00	20.75
	8/3/2015		35.01	14.98	0.00	20.03
	11/24/2015		35.01	13.39	0.00	21.62
	2/23/2016		35.01	13.19	0.00	21.82
	5/9/2016		35.01	14.14	0.00	20.87
	8/23/2016		35.01	14.97	0.00	20.04
	11/29/2016		35.01	12.65	0.00	22.36
	2/14/2016		35.01	13.03	0.00	21.98
	5/25/2017		35.01	13.59	0.00	21.42
	8/7/2017		35.01	14.68	0.00	20.33
	11/28/2017		35.01	12.99	0.00	22.02
	2/6/2018		35.01	12.98	0.00	22.03
	5/29/2018		35.01	14.15	0.00	20.86
	8/14/2018		35.01	14.91	0.00	20.10
	12/5/2018		35.01	13.54	0.00	21.47
	2/20/2019		35.01	13.31	0.00	21.70
	6/4/2019		35.01	14.39	0.00	20.62
	8/20/2019		35.01	14.97	0.00	20.04
	11/25/2019		35.01	14.42	0.00	20.59
	2/11/2020		35.01	12.95	0.00	22.06
	5/19/2020		35.01	14.09	0.00	20.92
11/10/2020	35.01	NM	NM	NM		
2/9/2021	35.01	13.22	0.00	21.79		
5/11/2021	35.01	14.11	0.00	20.90		
8/16/2021	35.01	14.58	0.00	20.43		
11/3/2021	35.01	13.86	0.00	21.15		
2/24/2022	35.01	13.89	0.00	21.12		
5/18/2022	35.01	13.46	0.00	21.55		
8/23/2022	35.01	14.69	0.00	20.32		
KBMW-12	10/31/2011	34.55	34.16	13.94	0.00	20.22
	2/1/2012		34.16	12.73	0.00	21.43
	5/7/2012		34.16	12.88	0.00	21.28
	8/20/2012		34.16	13.94	0.00	20.22
	8/5/2013		34.16	13.92	0.00	20.24
	11/11/2013		34.16	13.33	0.00	20.83
	2/17/2014		34.16	12.49	0.00	21.67
	5/19/2014		34.16	12.80	0.00	21.36
	8/11/2014		34.16	14.13	0.00	20.03
	11/17/2014		34.16	13.16	0.00	21.00
	2/25/2015		34.16	12.90	0.00	21.26
	5/21/2015		34.16	13.50	0.00	20.66
	8/3/2015		34.16	14.22	0.00	19.94
	11/24/2015		34.16	12.63	0.00	21.53
	2/23/2016		34.16	12.44	0.00	21.72
	5/9/2016		34.16	13.39	0.00	20.77
	8/23/2016		34.16	14.19	0.00	19.97
	11/29/2016		34.16	11.92	0.00	22.24
	2/14/2017		34.16	12.29	0.00	21.87
	5/25/2017		34.16	12.86	0.00	21.30
8/7/2017	34.16	13.91	0.00	20.25		
11/28/2017	34.16	12.25	0.00	21.91		
2/6/2018	34.16	12.23	0.00	21.93		

Table 1
Groundwater Elevation Data
Annual Groundwater Monitoring and Remediation System Status Report – 2021-2022
Whitney's Chevrolet, Inc.
123 West Pioneer Avenue, Montesano, Washington

Well ID	Date	Ground Elevation	PVC Casing Elevation ^a	Depth to Water ^b	LNAPL Thickness ^c	Water Table Elevation ^d
KBMW-12	5/29/2018	34.55	34.16	13.41	0.00	20.75
	8/14/2018		34.16	14.13	0.00	20.03
	12/5/2018		34.16	12.79	0.00	21.37
	2/20/2019		34.16	12.57	0.00	21.59
	6/4/2019		34.16	13.63	0.00	20.53
	8/20/2019		34.16	14.19	0.00	19.97
	11/25/2019		34.16	13.65	0.00	20.51
	2/11/2020		34.16	12.23	0.00	21.93
	5/19/2020		34.16	13.32	0.00	20.84
	11/10/2020		34.16	NM	NM	NM
	2/9/2021		34.16	12.50	0.00	21.66
	5/11/2021		34.16	13.36	0.00	20.80
	8/16/2021		34.16	14.09	0.00	20.07
	11/3/2021		34.16	13.11	0.00	21.05
	2/24/2022		34.16	13.14	0.00	21.02
5/18/2022	34.16	12.74	0.00	21.42		
8/23/2022	34.16	13.94	0.00	20.22		
ESMW-1	12/14/2009	41.24	40.82	15.03	0.00	25.79
	1/18/2010		40.82	13.96	0.00	26.86
	10/31/2011		40.82	16.30	0.00	24.52
	1/31/2012		40.82	13.94	0.00	26.88
	5/7/2012		40.82	14.22	0.00	26.60
	8/20/2012		40.82	16.10	0.00	24.72
	8/5/2013		40.82	16.12	0.00	24.70
	11/11/2013		40.82	15.73	0.00	25.09
	2/17/2014		40.82	14.59	0.00	26.23
	5/19/2014		40.82	14.60	0.00	26.22
	8/11/2014		40.82	16.42	0.00	24.40
	11/17/2014		40.82	15.42	0.00	25.40
	2/25/2015		40.82	14.82	0.00	26.00
	5/21/2015		40.82	15.64	0.00	25.18
	8/3/2015		40.82	16.93	0.00	23.89
	11/24/2015		40.82	15.02	0.00	25.80
	2/23/2016		40.82	13.84	0.00	26.98
	5/9/2016		40.82	15.40	0.00	25.42
	8/23/2016		40.82	16.59	0.00	24.23
	11/30/2016		40.82	13.24	0.00	27.58
	2/14/2017		40.82	13.32	0.00	27.50
	5/25/2017		40.82	14.76	0.00	26.06
	8/7/2017		40.82	15.78	0.00	25.04
	11/28/2017		40.82	13.36	0.00	27.46
	2/6/2018		40.82	14.10	0.00	26.72
	5/29/2018		40.82	15.37	0.00	25.45
	8/14/2018		40.82	15.90	0.00	24.92
	12/5/2018		40.82	14.51	0.00	26.31
	2/20/2019		40.82	14.11	0.00	26.71
	6/4/2019		40.82	15.39	0.00	25.43
	8/20/2019		40.82	16.49	0.00	24.33
	11/25/2019		40.82	15.70	0.00	25.12
2/11/2020	40.82	13.35	0.00	27.47		
5/19/2020	40.82	15.29	0.00	25.53		
11/10/2020	40.82	15.35	0.00	25.47		
2/9/2021	40.82	13.97	0.00	26.85		
5/11/2021	40.82	15.43	0.00	25.39		
8/16/2021	40.82	16.27	0.00	24.55		
11/3/2021	40.82	15.44	0.00	25.38		
2/23/2022	40.82	15.36	0.00	25.46		
5/18/2022	40.82	14.73	0.00	26.09		
8/23/2022	40.82	16.08	0.00	24.74		
ESMW-7	12/14/2009	36.05	35.59	14.07	0.00	21.52
	1/18/2010		35.59	13.54	0.00	22.05
	10/31/2011		35.59	14.86	0.00	20.73
	1/31/2012		35.59	13.63	0.00	21.96
	5/7/2012		35.59	13.77	0.00	21.82
	8/20/2012		35.59	14.85	0.00	20.74
	8/5/2013		Not accessible due to road construction			
	11/12/2013		35.31	14.00	0.00	21.31
	2/17/2014		35.31	13.27	0.00	22.04
	5/19/2014		35.31	13.43	0.00	21.88
	8/11/2014		35.31	14.79	0.00	20.52
	11/17/2014		35.31	13.82	0.00	21.49
	2/25/2015		35.31	13.54	0.00	21.77
	5/21/2015		35.31	14.14	0.00	21.17
	8/3/2015		35.31	14.90	0.00	20.41
	11/24/2015		35.31	13.38	0.00	21.93
	2/23/2016		35.31	13.11	0.00	22.20
	5/9/2016		35.31	14.02	0.00	21.29
	8/23/2016		35.31	14.85	0.00	20.46
	11/29/2016		35.31	12.53	0.00	22.78
	2/14/2017		35.31	12.96	0.00	22.35
	5/25/2017		35.31	13.59	0.00	21.72
	8/7/2017		35.31	14.60	0.00	20.71

Table 1
Groundwater Elevation Data
Annual Groundwater Monitoring and Remediation System Status Report – 2021-2022
Whitney's Chevrolet, Inc.
123 West Pioneer Avenue, Montesano, Washington

Well ID	Date	Ground Elevation	PVC Casing Elevation ^a	Depth to Water ^b	LNAPL Thickness ^c	Water Table Elevation ^d
ESMW-7	11/28/2017	36.05	35.31	13.06	0.00	22.25
	2/6/2018		35.31	13.01	0.00	22.30
	5/29/2018		35.31	14.12	0.00	21.19
	8/14/2018		35.31	14.89	0.00	20.42
	12/5/2018		35.31	13.59	0.00	21.72
	2/20/2019		35.31	13.35	0.00	21.96
	6/4/2019		35.31	14.35	0.00	20.96
	8/20/2019		35.31	14.94	0.00	20.37
	11/25/2019		35.31	14.42	0.00	20.89
	2/11/2020		35.31	13.05	0.00	22.26
	5/19/2020		35.31	14.06	0.00	21.25
	11/10/2020		35.31	13.51	0.00	21.80
	2/9/2021		35.31	13.31	0.00	22.00
	5/11/2021		35.31	14.09	0.00	21.22
	8/16/2021		35.31	14.82	0.00	20.49
	11/3/2021		35.31	13.93	0.00	21.38
2/23/2022	35.31	13.90	0.00	21.41		
5/18/2022	35.31	13.55	0.00	21.76		
8/24/2022	35.31	14.68	0.00	20.63		
RW-1	11/11/2013	36.22	36.08	14.69	Sheen	21.39
	2/18/2014		36.08	13.85	Sheen	22.23
	5/19/2014		36.08	13.40	Sheen	22.68
	8/11/2014		36.08	--	Sheen	--
	11/17/2014		36.08	13.91	0.00	22.17
	2/25/2015		36.08	15.53	Sheen	20.55
	5/21/2015		36.08	14.22	Sheen	21.86
	8/3/2015		36.08	15.16	0.00	20.92
	2/23/2016		36.08	13.09	0.00	22.99
	5/9/2016		36.08	14.02	0.00	22.06
	8/23/2016		36.08	15.03	0.00	21.05
	11/29/2016		36.08	12.28	0.00	23.80
	2/14/2017		36.08	12.81	0.00	23.27
Not Measured -- Pump Installed						
RW-2	11/29/2016	33.41	40.51	13.93	0.00	26.58
	2/16/2017		40.51	13.17	0.00	27.34
Monitoring Wells Associated With Tony's Short Stop Site (326 South Main Street, Montesano, WA)						
TSSMW-1	1/18/2010	32.42	32.33	10.62	0.00	21.71
TSSMW-2	1/18/2010	32.55	31.94	10.56	0.00	21.38
TSSMW-3	1/18/2010	33.41	32.87	11.40	0.00	21.47
TSSMW-4	1/18/2010	31.54	31.07	--	0.08	--
TSSMW-5	1/18/2010	33.07	32.63	11.16	0.00	21.47
TSSMW-6	1/18/2010	34.24	33.97	12.31	0.00	21.66
TSSMW-7	1/18/2010	35.49	35.04	13.23	0.00	21.81
	10/31/2011		35.04	15.57	0.00	19.47
	2/1/2012		35.04	13.34	0.00	21.70
	5/7/2012		35.04	13.45	0.00	21.59
	8/20/2012		35.04	14.50	0.00	20.54
	8/5/2013		35.04	14.48	0.00	20.56
	11/11/2013		35.09	13.90	0.00	21.19
	2/17/2014		35.09	13.13	0.00	21.96
	5/19/2014		35.09	13.37	0.00	21.72
	8/11/2014		35.09	14.71	0.00	20.38
	11/17/2014		35.09	13.76	0.00	21.33
	2/25/2015		35.09	13.49	0.00	21.60
	5/21/2015		35.09	14.09	0.00	21.00
	8/3/2015		35.09	14.83	0.00	20.26
	11/24/2015		35.09	13.31	0.00	21.78
	2/23/2016		35.09	13.05	0.00	22.04
	5/9/2016		35.09	13.98	0.00	21.11
	8/23/2016		35.09	14.78	0.00	20.31
	11/29/2016		35.09	12.55	0.00	22.54
	2/14/2017		35.09	12.91	0.00	22.18
	5/25/2017		35.09	13.46	0.00	21.63
	8/7/2017		35.09	14.47	0.00	20.62
	11/28/2017		35.09	12.89	0.00	22.20
	2/6/2018		35.09	12.88	0.00	22.21
	5/29/2018		35.09	13.99	0.00	21.10
	8/14/2018		35.09	14.70	0.00	20.39
	12/5/2018		35.09	13.41	0.00	21.68
	2/20/2019		35.09	13.21	0.00	21.88
	6/4/2019		35.09	14.21	0.00	20.88
8/20/2019	35.09	14.76	0.00	20.33		
11/25/2019	35.09	14.24	0.00	20.85		
2/11/2020	35.09	12.85	0.00	22.24		
5/19/2020	35.09	13.92	0.00	21.17		
11/10/2020	35.09	13.86	0.00	21.23		
2/9/2021	35.09	13.13	0.00	21.96		
5/11/2021	35.09	13.96	0.00	21.13		
8/16/2021	35.09	14.66	0.00	20.43		
11/3/2021	35.09	13.74	0.00	21.35		
2/23/2022	35.09	13.76	0.00	21.33		

Table 1
Groundwater Elevation Data
Annual Groundwater Monitoring and Remediation System Status Report – 2021-2022
Whitney's Chevrolet, Inc.
123 West Pioneer Avenue, Montesano, Washington

Well ID	Date	Ground Elevation	PVC Casing Elevation ^a	Depth to Water ^b	LNAPL Thickness ^c	Water Table Elevation ^d
TSSMW-7	5/18/2022	35.49	35.09	13.36	0.00	21.73
	8/23/2022		35.09	14.51	0.00	20.58
TSSMW-8	1/18/2010	34.81	34.52	13.02	0.00	21.50
	10/31/2011		34.52	14.31	0.00	20.21
	2/1/2012		34.52	13.07	0.00	21.45
	5/7/2012		34.52	13.22	0.00	21.30
	8/20/2012		34.52	14.29	0.00	20.23
	8/5/2013		34.52	14.23	0.00	20.29
	11/11/2013		34.52	13.65	0.00	20.87
	2/17/2014		34.52	12.84	0.00	21.68
	5/19/2014		34.52	13.11	0.00	21.41
	8/11/2014		34.52	14.49	0.00	20.03
	11/17/2014		34.52	13.49	0.00	21.03
	2/25/2015		34.52	13.23	0.00	21.29
	5/21/2015		34.52	13.86	0.00	20.66
	8/3/2015		34.52	14.58	0.00	19.94
	11/24/2015		34.52	12.96	0.00	21.56
	2/23/2016		34.52	12.72	0.00	21.80
	5/9/2016		34.52	13.73	0.00	20.79
	8/23/2016		34.52	14.56	0.00	19.96
	11/29/2016		34.52	12.21	0.00	22.31
	2/14/2017		34.52	12.60	0.00	21.92
	5/25/2017		34.52	13.17	0.00	21.35
	8/7/2017		34.52	14.26	0.00	20.26
	11/28/2017		34.52	12.55	0.00	21.97
	2/6/2018		34.52	12.54	0.00	21.98
	5/29/2018		34.52	13.74	0.00	20.78
	8/14/2018		34.52	14.51	0.00	20.01
	12/5/2018		34.52	13.11	0.00	21.41
	2/20/2019		34.52	12.90	0.00	21.62
	6/4/2019		34.52	13.98	0.00	20.54
	8/20/2019		34.52	14.57	0.00	19.95
	11/25/2019		34.52	14.00	0.00	20.52
	2/11/2020		34.52	12.51	0.00	22.01
	5/19/2020		34.52	13.66	0.00	20.86
	11/10/2020		34.52	13.60	0.00	20.92
2/9/2021	34.52	12.79	0.00	21.73		
5/11/2021	34.52	13.69	0.00	20.83		
8/16/2021	34.52	14.44	0.00	20.08		
11/3/2021	34.52	13.41	0.00	21.11		
2/24/2022	34.52	13.46	0.00	21.06		
5/18/2022	34.52	13.05	0.00	21.47		
8/23/2022	34.52	14.28	0.00	20.24		
TSSMW-9	1/18/2010	35.77	35.36	13.38	0.00	21.98
	11/1/2011		35.36	14.75	0.00	20.61
	2/1/2012		35.36	13.54	0.00	21.82
	5/7/2012		35.36	13.66	0.00	21.70
	8/21/2012		35.36	14.72	0.00	20.64
	8/5/2013		Not accessible due to road construction			
	11/12/2013		34.69	13.47	0.00	21.22
	2/18/2014		34.69	12.55	0.00	22.14
	5/20/2014		34.69	12.95	0.00	21.74
	8/12/2014		34.69	14.26	0.00	20.43
	11/17/2014		34.69	13.30	0.00	21.39
	2/26/2015		34.69	13.00	0.00	21.69
	5/22/2015		34.69	13.67	0.00	21.02
	8/4/2015		34.69	14.41	0.00	20.28
	11/25/2015		34.69	12.93	0.00	21.76
	2/24/2016		34.69	12.68	0.00	22.01
	5/9/2016		34.69	13.58	0.00	21.11
	8/26/2016		34.69	14.29	0.00	20.40
	11/29/2016		34.69	12.15	0.00	22.54
	2/16/2017		34.69	12.27	0.00	22.42
	5/25/2017		34.69	13.02	0.00	21.67
	8/9/2017		34.69	13.91	0.00	20.78
	11/29/2017		34.69	12.53	0.00	22.16
	2/8/2018		34.69	12.43	0.00	22.26
	5/31/2018		34.69	13.52	0.00	21.17
	8/16/2018		34.69	14.29	0.00	20.40
	12/7/2018		34.69	12.99	0.00	21.70
	2/22/2019		34.69	12.86	0.00	21.83
	6/6/2019		34.69	13.79	0.00	20.90
	8/20/2019		34.69	14.29	0.00	20.40
11/25/2019	34.69	13.81	0.00	20.88		
2/13/2020	34.69	12.52	0.00	22.17		
5/21/2020	34.69	13.44	0.00	21.25		
11/10/2020	34.69	13.31	0.00	21.38		
2/11/2021	34.69	12.72	0.00	21.97		
5/12/2021	34.69	13.54	0.00	21.15		
8/18/2021	34.69	14.22	0.00	20.47		
11/4/2021	34.69	13.24	0.00	21.45		
2/23/2022	34.69	13.33	0.00	21.36		

Table 1
Groundwater Elevation Data
Annual Groundwater Monitoring and Remediation System Status Report – 2021-2022
Whitney's Chevrolet, Inc.
123 West Pioneer Avenue, Montesano, Washington

Well ID	Date	Ground Elevation	PVC Casing Elevation ^a	Depth to Water ^b	LNAPL Thickness ^c	Water Table Elevation ^d
TSSMW-9	5/18/2022	35.77	34.69	12.95	0.00	21.74
	8/24/2022		34.69	14.07	0.00	20.62
TSSMW-11	1/18/2010	30.27	30.03	9.07	0.00	20.96
TSSMW-12	1/18/2010	33.45	32.98	11.55	0.00	21.43
	10/31/2011		32.98	13.94	0.00	19.04
	2/1/2012		32.98	11.61	0.00	21.37
	5/7/2012		32.98	11.78	0.00	21.20
	8/20/2012		32.98	12.81	0.00	20.17
	8/5/2013		32.98	12.78	0.00	20.20
	11/11/2013		32.98	12.20	0.00	20.78
	2/17/2014		32.98	11.35	0.00	21.63
	5/19/2014		32.98	11.66	0.00	21.32
	8/11/2014		32.98	13.00	0.00	19.98
	11/17/2014		32.98	12.04	0.00	20.94
	2/25/2015		32.98	11.78	0.00	21.20
	5/21/2015		32.98	12.38	0.00	20.60
	8/3/2015		32.98	13.10	0.00	19.88
	11/24/2015		32.98	11.49	0.00	21.49
	2/23/2016		32.98	12.32	0.00	20.66
	5/9/2016		32.98	12.26	0.00	20.72
	8/23/2016		32.98	13.09	0.00	19.89
	11/29/2016		32.98	10.78	0.00	22.20
	2/14/2017		32.98	11.15	0.00	21.83
	5/25/2017		32.98	11.74	0.00	21.24
	8/7/2017		32.98	12.77	0.00	20.21
	11/28/2017		32.98	11.11	0.00	21.87
	2/6/2018		32.98	11.13	0.00	21.85
	5/29/2018		32.98	12.29	0.00	20.69
	8/14/2018		32.98	13.03	0.00	19.95
	12/5/2018		32.98	11.65	0.00	21.33
	2/20/2019		32.98	11.44	0.00	21.54
	6/4/2019		32.98	12.51	0.00	20.47
	8/20/2019		32.98	13.05	0.00	19.93
	11/25/2019		32.98	12.52	0.00	20.46
	2/11/2020		32.98	11.10	0.00	21.88
5/19/2020	32.98	12.20	0.00	20.78		
11/10/2020	32.98	12.14	0.00	20.84		
2/9/2021	32.98	11.37	0.00	21.61		
5/11/2021	32.98	12.25	0.00	20.73		
6/16/2021	32.98	12.98	0.00	20.00		
11/3/2021	32.98	11.97	0.00	21.01		
2/24/2022	32.98	12.00	0.00	20.98		
5/18/2022	32.98	11.59	0.00	21.39		
8/23/2022	32.98	12.82	0.00	20.16		
TSSMW-13	1/18/2010	35.12	34.80	13.34	0.00	21.46

Notes:

All measurements are in feet. Elevations are in feet above mean sea level (AMSL).

-- Not recorded.

LNAPL Light non-aqueous phase liquid

NM Not measured

a PVC casing elevation on the north side of the well casing.

Survey Coordinate System and Zone: Washington State Plane, South Zone coordinates.

Horizontal Datum: NAD 83(91) US feet (horizontal accuracy: 0.1').

Vertical Datum: NAVD'88 (vertical accuracy: 0.01').

Survey of WCMW-1 through WCMW-6 completed July 3, 2008 by Duane Hartman & Associates (DHA).

Survey of KBMW-1 through KBMW-10, ESMW-1 and ESMW-7 completed December 14, 2009 by DHA.

Survey of TSSMW-1 through TSSMW-13 completed January 18, 2010 by DHA. TSSMW-10 was not accessible at the time of the survey. Therefore, vertical data was not obtained.

Survey of WCMW-1R, WCMW-7 through WCMW-10, KBMW-11, KBMW-12 completed on November 14, 2011 by DHA.

Wells KBMW-4, KBMW-5, KBMW-8, KBMW-9, KBMW-10, ESMW-7, TSSMW-7, and TSSMW-9 re-surveyed on December 10, 2013 by Parametrix following road construction.

Survey of RW-1 completed December 18, 2013 by EPI.

b Depth to groundwater measured from top of well casing.

c LNAPL thickness = [Depth to LNAPL] - [Depth to Water]; measured from top of well casing using an electronic oil-water interface probe. Bold value indicates measurable thickness.

d Water table elevations adjusted for the presence of LNAPL using the following formula and assumed LNAPL specific gravity of 0.8: [Water Table Elevation] = [PVC Casing Elevation] - [Depth to Water] + [LNAPL Thickness x 0.80].

Table 2
Groundwater Analytical Results (in µg/L)
Annual Groundwater Monitoring and Remediation System Status Report – 2021-2022
Whitney's Chevrolet, Inc.
123 West Pioneer Avenue, Montesano, Washington

Well ID	Date Collected	GRPH ^a	Benzene ^b	Toluene ^b	Ethyl-benzene ^b	Total Xylenes ^b	Naphthalene ^b	PCE ^b
Monitoring Wells Associated With Whitney's Chevrolet Site								
WCMW-1	12/13/09	9,600	7.9	84.4	58.6	816	121	24.6
	1/19/10 and Dup3	5,040/4,910	98.3/117	125/98.5	134/120	900/1,330	70.5/87.7	34.1/35
WCMW-1R	11/2/11	750	<1.0	1.2	2.6	30.2	6.3	1.5
	1/31/12	4,740	2.8	23.8	51.7	508	130	16
	5/7/2012 and WC-Dup1	6,200/5,770	<1.0/<1.0	<1.0/<1.0	<1.0/<1.0	31.2/25.1	125/157	20.6/14.7
	8/20/12	267	<1.0	<1.0	<1.0	31.2	<5.0	6.8
	8/5/13	1,150	<1.0	<1.0	<1.0	<2.0	6.9	2.1
	11/12/13	<100	<1.0	<1.0	<1.0	<2.0	<5.0	<1.0
	2/17/14	1,180	<1.0	<1.0	13.0	28.5	23.8	3.4
	5/20/14	7,190	<1.0	<1.0	22.4	82.1	96.4	7.5
	8/11/14	<100	<1.0	<1.0	<1.0	<2.0	<5.0	<1.0
	11/17/14	<100	<1.0	<1.0	<1.0	<2.0	<5.0	<1.0
	2/26/15	4,280	<1.0	<1.0	17.4	47.7	27.2	4.2
	5/21/15 and WC-Dup1	546/516	<1.0/<1.0	<1.0/<1.0	<1.0/<1.0	<2.0/<2.0	<5.0/<5.0	<1.0/<1.0
	8/3/15	249	<1.0	<1.0	<1.0	4.1	<5.0	<1.0
	11/24/15	157	<1.0	<1.0	<1.0	<2.0	<5.0	1.2
	2/23/16	3,630	<1.0	<1.0	6.8	11.2	9.9	1.6
	5/9/16	1,620	<1.0	<1.0	1.8	3.1	11.8	<1.0
	8/24/16	<100	<1.0	<1.0	<1.0	<2.0	<5.0	<1.0
	11/30/16	2,900	<1.0	<1.0	5.5	12.1	5.4	1.9
	2/14/17	3,750	<1.0	<1.0	2.5	5.7	7.8	0.8
	5/23/17	355	<1.0	<1.0	<1.0	<1.0	<1.0	3.1
	8/7/17	<100	<1.0	<1.0	<1.0	<1.0	<1.0	<1.0
	11/29/17	<100	<1.0	<1.0	<1.0	<1.0	<1.0	<1.0
	2/6/18	<100	<1.0	<1.0	<1.0	<1.0	<1.0	1.3
	5/30/18	<100	<1.0	<1.0	<1.0	<1.0	<1.0	<1.0
	8/15/18	<100	<1.0	<1.0	<1.0	<1.0	<1.0	<1.0
	12/6/18	<100	<1.0	<1.0	<1.0	<1.0	<1.0	<1.0
	2/21/19	<100	<1.0	<1.0	<1.0	<1.0	<2.0	<5.0
	6/5/19	<50	<1.0	<1.0	<1.0	<1.0	<2.0	<1.0
	8/21/19	<50	<1.0	<1.0	<1.0	<1.0	<2.0	4.45
	11/26/19	<50	<1.0	<1.0	<1.0	<1.0	<2.0	<1.0
2/12/20	<50 H	<1.0 H	<1.0 H	<1.0 H	<1.0 H	<2.0 H	<1.0 H	
5/20/20	<50	<1.0	<1.0	<1.0	<1.0	<2.0	<1.0	
11/11/20	<50	<1.0	<1.0	<1.0	<1.0	<2.0	<1.0	
2/10/21	<50	<1.0	<1.0	<1.0	<1.0	<2.0	<1.0	
5/12/21	<50	<0.44	<0.75	<0.4	<1.5	1.49	0.658	
8/17/21	<50.0	<0.440	<0.750	<0.400	<1.50	<1.25	<0.400	
11/3/21	<50.0	<0.440	<0.750	<0.400	<1.50	<1.25	<0.400	
2/22/22	<50	<0.44	<0.75	<0.4	<1.50	<1.25	0.483	
5/17/22	<50	<0.44	<0.75	<0.4	<1.50	<1.25	0.60	
8/24/2022	<50	<0.44	<0.75	<0.4	<1.50	<1.25	<0.4	
WCMW-2	12/12/09	52,000	1,020	4,350	1,970	10,000	322	23.7
	1/19/10	41,400	2,490	14,700	6,490	29,500	340	41.9
	10/31/11	LNAPL – 0.10 foot (1.2 inches)						
	2/1/12	43,600	584	1,100	1,100	2,700	364	21.8
	5/8/12	49,600	454	2,290	1,140	4,630	1,170	17.7
	8/20/12	LNAPL – 0.03 foot (0.36 inch)						
	8/6/13	LNAPL – 0.02 foot (0.24 inch)						
	11/11/13	LNAPL – Sheen						
	2/17/14	LNAPL – Sheen						
	5/19/14	LNAPL – Sheen						
	8/11/14	LNAPL – 0.02 foot (0.24 inch)						
	11/18/14	63,800	666	4,010	3,520	15,100	1,010	36
	2/26/15	LNAPL – Sheen						
	5/21/15	LNAPL – 0.01 foot (0.12 inch)						
	8/3/15	LNAPL – 0.54 foot (6.48 inches)						
	11/24/15	LNAPL – 0.04 foot (0.48 inches)						
	2/23/16	LNAPL – Sheen						
	5/9/16	LNAPL – Sheen						
	8/23/16	LNAPL – 0.51 foot (6.12 inches)						
	11/30/16	49,500	271	1,800	2,050	8,300	1,010	20.1
2/15/17	58,200	94	2,230	1,330	5,320	950	17.1	

Table 2
Groundwater Analytical Results (in µg/L)
Annual Groundwater Monitoring and Remediation System Status Report – 2021-2022
Whitney's Chevrolet, Inc.
123 West Pioneer Avenue, Montesano, Washington

Well ID	Date Collected	GRPH ^a	Benzene ^b	Toluene ^b	Ethyl-benzene ^b	Total Xylenes ^b	Naphthalene ^b	PCE ^b	
Monitoring Wells Associated With Whitney's Chevrolet Site									
WCMW-1	12/13/09	9,600	7.9	84.4	58.6	816	121	24.6	
	1/19/10 and Dup3	5,040/4,910	98.3/117	125/98.5	134/120	900/1,330	70.5/87.7	34.1/35	
WCMW-1R	11/2/11	750	<1.0	1.2	2.6	30.2	6.3	1.5	
	1/31/12	4,740	2.8	23.8	51.7	508	130	16	
	5/7/2012 and WC-Dup1	6,200/5,770	<1.0/<1.0	<1.0/<1.0	<1.0/<1.0	31.2/25.1	125/157	20.6/14.7	
	8/20/12	267	<1.0	<1.0	<1.0	31.2	<5.0	6.8	
	8/5/13	1,150	<1.0	<1.0	<1.0	<2.0	6.9	2.1	
	11/12/13	<100	<1.0	<1.0	<1.0	<2.0	<5.0	<1.0	
	2/17/14	1,180	<1.0	<1.0	13.0	28.5	23.8	3.4	
	5/20/14	7,190	<1.0	<1.0	22.4	82.1	96.4	7.5	
	8/11/14	<100	<1.0	<1.0	<1.0	<2.0	<5.0	<1.0	
	11/17/14	<100	<1.0	<1.0	<1.0	<2.0	<5.0	<1.0	
	2/26/15	4,280	<1.0	<1.0	17.4	47.7	27.2	4.2	
	5/21/15 and WC-Dup1	546/516	<1.0/<1.0	<1.0/<1.0	<1.0/<1.0	<2.0/<2.0	<5.0/<5.0	<1.0/<1.0	
	8/3/15	249	<1.0	<1.0	<1.0	4.1	<5.0	<1.0	
	11/24/15	157	<1.0	<1.0	<1.0	<2.0	<5.0	1.2	
	2/23/16	3,630	<1.0	<1.0	6.8	11.2	9.9	1.6	
	5/9/16	1,620	<1.0	<1.0	1.8	3.1	11.8	<1.0	
	8/24/16	<100	<1.0	<1.0	<1.0	<2.0	<5.0	<1.0	
	11/30/16	2,900	<1.0	<1.0	5.5	12.1	5.4	1.9	
	2/14/17	3,750	<1.0	<1.0	2.5	5.7	7.8	0.8	
	5/23/17	355	<1.0	<1.0	<1.0	<1.0	<1.0	3.1	
	8/7/17	<100	<1.0	<1.0	<1.0	<1.0	<1.0	<1.0	
	11/29/17	<100	<1.0	<1.0	<1.0	<1.0	<1.0	<1.0	
	2/6/18	<100	<1.0	<1.0	<1.0	<1.0	<1.0	1.3	
	5/30/18	<100	<1.0	<1.0	<1.0	<1.0	<1.0	<1.0	
	8/15/18	<100	<1.0	<1.0	<1.0	<1.0	<1.0	<1.0	
	12/6/18	<100	<1.0	<1.0	<1.0	<1.0	<1.0	<1.0	
	2/21/19	<100	<1.0	<1.0	<1.0	<1.0	<2.0	<5.0	
	6/5/19	<50	<1.0	<1.0	<1.0	<1.0	<2.0	<1.0	
	8/21/19	<50	<1.0	<1.0	<1.0	<1.0	<2.0	4.45	
	11/26/19	<50	<1.0	<1.0	<1.0	<1.0	<2.0	<1.0	
2/12/20	<50 H	<1.0 H	<1.0 H	<1.0 H	<1.0 H	<2.0 H	<1.0 H		
5/20/20	<50	<1.0	<1.0	<1.0	<1.0	<2.0	<1.0		
11/11/20	<50	<1.0	<1.0	<1.0	<1.0	<2.0	<1.0		
2/10/21	<50	<1.0	<1.0	<1.0	<1.0	<2.0	<1.0		
5/12/21	<50	<0.44	<0.75	<0.4	<1.5	1.49	0.658		
8/17/21	<50.0	<0.440	<0.750	<0.400	<1.50	<1.25	<0.400		
11/3/21	<50.0	<0.440	<0.750	<0.400	<1.50	<1.25	<0.400		
2/22/22	<50	<0.44	<0.75	<0.4	<1.50	<1.25	0.483		
5/17/22	<50	<0.44	<0.75	<0.4	<1.50	<1.25	0.60		
8/24/2022	<50	<0.44	<0.75	<0.4	<1.50	<1.25	<0.4		
WCMW-2	12/12/09	52,000	1,020	4,350	1,970	10,000	322	23.7	
	1/19/10	41,400	2,490	14,700	6,490	29,500	340	41.9	
	10/31/11	LNAPL – 0.10 foot (1.2 inches)							
	2/1/12	43,600	584	1,100	1,100	2,700	364	21.8	
	5/8/12	49,600	454	2,290	1,140	4,630	1,170	17.7	
	8/20/12	LNAPL – 0.03 foot (0.36 inch)							
	8/6/13	LNAPL – 0.02 foot (0.24 inch)							
	11/11/13	LNAPL – Sheen							
	2/17/14	LNAPL – Sheen							
	5/19/14	LNAPL – Sheen							
	8/11/14	LNAPL – 0.02 foot (0.24 inch)							
	11/18/14	63,800	666	4,010	3,520	15,100	1,010	36	
	2/26/15	LNAPL – Sheen							
	5/21/15	LNAPL – 0.01 foot (0.12 inch)							
	8/3/15	LNAPL – 0.54 foot (6.48 inches)							
	11/24/15	LNAPL – 0.04 foot (0.48 inches)							
	2/23/16	LNAPL – Sheen							
	5/9/16	LNAPL – Sheen							
	8/23/16	LNAPL – 0.51 foot (6.12 inches)							
	11/30/16	49,500	271	1,800	2,050	8,300	1,010	20.1	
2/15/17	58,200	94	2,230	1,330	5,320	950	17.1		

Table 2
Groundwater Analytical Results (in µg/L)
Annual Groundwater Monitoring and Remediation System Status Report – 2021-2022
Whitney's Chevrolet, Inc.
123 West Pioneer Avenue, Montesano, Washington

Well ID	Date Collected	GRPH ^a	Benzene ^b	Toluene ^b	Ethyl-benzene ^b	Total Xylenes ^b	Naphthalene ^b	PCE ^b
WCMW-2	5/24/17	65,500	166	1,840	1,780	7,820	1,300	25.4
	8/9/17	LNAPL – 0.51 foot (6.12 inches)						
	11/28/17 and Dup-1	31,300/35,700	61/71	1,520/1,500	1,140/1,120	5,610/5,540	428/620	27/29
	2/8/18	43,000	48	1,100	54	4,640	400	27
	5/31/18	72,500	29	1,170	758	3,200	773	27
	8/15/18	45,200	17	578	2,350	4,550	456	18
	12/6/18 and Dup-1	11,600/16,000	3.0/4.4	62/92	21/17	1,870/1,470	131/249	21/17
	2/21/19 and Dup-1	10,500/10,100	5.2/7.4	246/252	408/372	1,760/1,860	131/139	16/20
	6/5/19 and Dup-1	30,600 D / 32,000 D	6.14/6.45	667 D / 674 D	587 D / 678 D	5,040 D / 7,390 D	753 D / 771 D	37.9/38.6
	8/21/19 and Dup-1	47,700 D / 50,500 D	11.5/11.7 I	1,660 D / 1,710 D	1,580 D / 1,650 D	7,520 D / 7,850 D	779 DQ / 810 DQ	16.4/15.3 I
	11/26/19 and Dup-1	10,500 D / 11,400 D	1.32 / <1.0	253 D / 261 D	340 D / 354 D	1,850 D / 1,983 D	202 D / 219 D	13.2/11.4
	2/12/20 and Dup-1	4,280 DH / 3,420 DH	<1.0 H / <1.0 H	63.2 DH / 57.6 DH	170 DH / 153 DH	526 DH / 471 DH	116 DH / 101 DH	13.5 H / 13.4 H
	5/20/20	28,700 D	3.86	718 D	948 D	4,030 D	598 D	23.9
	11/12/20	14,200 D	<1.0	407 D	529 D	2,327 D	445 D	13.9
	2/10/21	7,960 D	<1.0	158 D	272 D	1,162 D	214 D	18.2
	5/11/21	23,100 D	<2.2 D	590 D	777 D	3,610 D	583 D	16.2 D
	8/17/21 and Dup-2	400 D / 25,800	<0.440 / <0.440	262 D / 245 D	319 D / 318 D	4,460 D / 4,400 D	210 D / 1,220	11.20 / 11.60
	11/3/21 and Dup-1	5,920 D / 5,480 D	<0.440 / <0.440	225 D / 209 D	241 D / 226 D	1,377 D / 1,311 D	1.03 D / 1.24 D	6.66 / 7.46
	2/24/22	9,470 D	<0.44	315 D / 289 D	247 D	1,350 D	170 D	<0.4
5/18/22 and Dup-1	1,610 D / 1,440	<0.44 / <0.44	17.7 D / 24.8	40.8 D / 45.2 E	129.9 D / 150.5 E	29.4 D / 33.2	2.81 / 2.89	
8/25/2022	1,710 D	<0.44	37.6	50.2 D	288 D	34.9 D	<0.4	
WCMW-3	12/12/09	41,000	575	2,190	118	6,450	171	27.1
	1/19/10	26,300	2,370	11,000	4,710	23,400	554	25.5
	11/2/11	37,800	394	2,980	1,760	8,810	534	14.9
	2/2/12	38,600	473	694	941	1,590	749	14.2
	5/9/12	52,500	709	2,950	1,350	6,030	1,280	11.0
	8/22/12	68,900	630	3,660	1,690	8,430	795	14.4
	8/7/13	101,000	346	2,340	1,600	8,200	930	5
	11/12/13	50,900	473	3,360	1,980	9,730	1,040	15
	2/18/14	65,000	397	1,970	1,350	6,450	888	11.8
	5/19/14	58,300	529	2,600	1,720	8,120	1,120	11.0
	8/12/14	138,000	358	3,010	1,940	10,200	4,730	13.2
	2/26/15	43,400	307	1,640	1,820	8,120	403	22.0
	8/4/15	51,500	280	2,680	2,800	12,300	762	24.8
	11/25/15 and WC-Dup1	62,000 / 49,800	169/173	1,640/1,700	1,960/1,790	9,950/9,500	498/275	24/27
	2/24/16	56,200	227	1,330	1,400	7,220	737	14.9
	5/9/16	46,400	179	1,350	1,720	8,790	884	11.9
	8/25/16	49,000	190	1,800	1,710	7,920	358	13.2
	11/30/16	25,400	219	1,480	1,740	7,750	315	13
	2/15/17	23,500	218	1,990	1,340	5,800	797	10.4
	5/24/17	47,200	171	1,410	1,130	5,540	980	13.9
	8/9/17	37,500	96	1,410	1,190	5,670	807	12
	11/28/17	36,700	102	1,180	1,220	5,560	620	13
	2/8/18	45,200	64	1,740	102	6,120	384	12
	5/31/18	40,900	43	510	1.9	2,100	345	15
	8/15/18	15,700	14	157	<1.0	1,230	180	3.3
	12/6/18	13,400	12	90	<1.0	2,680	219	66.0
	2/21/19	8,800	17	184	301	1,450	95	7.5
	6/5/19	41,300 D	29	984 D	1,410 D	7,450 D	901 D	12.7
	8/21/19 and DUP-2	15,500 D / 14,900 D	5.61/5.85	315 D / 289 D	508 D / 453 D	4,726 D / 2,058 D	249 DQ / 199 DQ	3.78/4.16
	11/26/19	24,100 D	11.1	531 D	854 D	4,330 D	496 D	9.81
2/12/20	17,300 DH	9.68 H	360 DH	418 DH	1,898 DH	286 DH	6.34 H	
5/20/20	23,200 D	5.28	251 D	691 D	3,294 D	549 D	8.72	
11/12/20	22,500 D	9.23	548 D	825 D	3,730 D	591 D	11.2	
2/10/21	23,900 D	5.25	359 D	895 D	4,160 D	505 D	11.0	
5/12/21	23,500 D	2.27 D	155 D	828 D	3,600 D	665 D	4.38 D	

Table 2
Groundwater Analytical Results (in µg/L)
Annual Groundwater Monitoring and Remediation System Status Report – 2021-2022
Whitney's Chevrolet, Inc.
123 West Pioneer Avenue, Montesano, Washington

Well ID	Date Collected	GRPH ^a	Benzene ^b	Toluene ^b	Ethyl-benzene ^b	Total Xylenes ^b	Naphthalene ^b	PCE ^b
WCMW-3	8/17/21	34,800 D	6.80	504 D	1,280 D	6,280 D	1,510 D	13.1
	11/4/21	27,700 D	2.94	348 D	603 D	3,380 D	290 D	8.71
	2/24/2022 and Dup-02	31,600 D / 9,000 D	<4.40 D / <4.40 D	257 D / 263 D	1,030 D / 966 D	4,420 D / 4,360 D	457 D / 484 D	10.1 D / 11.1 D
	5/18/22	15,500 QE	1.43	124 E	80.1 E	409 E	104 E	8.90
	8/25/2022 and Dup-03	36,000 D / 35,900 D	1.44 / 1.41	217 D / 215 D	955 D / 984 D	5,240 D / 5,360 D	646 D / 696 D	11.2 / 10.5
WCMW-4	12/13/09	26,000	115	2,040	266	5,460	12.6	24
	1/19/10	16,900	167	3,330	1,660	8,150	324	27.5
	11/1/11	7,950	13.1	236	385	1,730	192	21.1
	2/1/12	683	<1.0	<1.0	<1.0	32	30.6	<1.0
	5/8/12 and WC-Dup2	<100/<100	<1.0/<1.0	<1.0/<1.0	1.1<1.0	<2.0/<2.0	<5.0/<5.0	1.4/1.4
	8/21/12	10,100	50.6	453	132	2,030	221	50.7
	8/7/13	55,100	38	429	844	3,890	607	18.4
	11/11/13	10,600	11	188	346	1,830	351	24
	2/18/14	15,600	12.6	127	51.2	1,750	243	12.2
	5/19/14	22,600	28.9	352	544	2,920	473	12.8
	8/11/14	26,500	16	507	927	5,450	473	8.4
	11/17/14	29,900	22	459	457	9,900	304	27
	2/26/15	33,300	56.8	551	1,160	6,080	245	11.8
	5/21/15	36,200	68	506	561	4,770	534	7.4
	8/3/15	31,600	39.5	512	697	8,240	765	20.3
	11/24/15	25,500	23	430	377	4,410	460	18
	2/24/16	16,000	21.0	168	46.7	2,170	329	15.3
	5/9/16	27,200	45.6	350	998	4,900	828	19.4
	8/24/16	22,500	23.9	154	350	2,920	191	8.0
	11/29/16	217	<1.0	<1.0	<1.0	9.1	<5.0	<1.0
	2/15/17	2,340	2.1	10.1	<1.0	234	35.5	3.3
	5/24/17	31,600	19.9	272	739	4,100	654	18.1
	8/8/17	17,300	4.5	89.1	185	1,830	389	9.1
	11/29/17	4,570	1.1	35	33	645	51	5.1
	2/7/18	5,730	<1.0	32	80	597	73	8.4
	5/30/18 and Dup-1	51,200/ 34,200	<1.0/<1.0	101/116	382/126	4,580/3,440	746/808	5.9/8.4
	8/15/18 and Dup-1	42,000/ 36,300 E	<1.0/<1.0	100/100	426/235	3,140/2,340	302/575	7.9/6.3
	12/6/18	8,150	<1.0	<1.0	<1.0	144	327	12.0
	2/20/19	9,200	<1.0	56	259	1,500	44	20
	6/4/19	24,900	<1.0	114	366	4,310	696	11.6
	8/21/19	31,700 D	<1.0	330 D	867 D	4,212 D	637 DQ	16.7
	11/26/19	28,600 D	<10.0	74.9 D	925 D	4,860 D	747 D	20.0 D
2/11/20	1,540 DH	<1.00 H	<1.00 H	<1.00 H	256 DH	24.5 DH	8.82 H	
5/19/20	24,400 D	<1.00	37.7 D	764 D	3,628 D	422 D	16.7	
11/11/20	3,530 D	<1.0	4.95	156	740 D	91.6 D	10.9	
2/9/21	24,800 D	<1.0	47.9 D	812 D	4,110 D	717 D	15.2	
5/11/21 and Dup-1	26,800 D / 29,200 D	<4.4 D / <0.44	41.7 D / 42.1 D	752 D / 739 D	3,550 D / 3,549 D	926 D / 666 D	5.88 D / 6.11	
8/17/21	27,900 D	<0.440	34.8	672 D	3,361 D	1,120 D	6.41	
11/3/21	16,300 D	<0.440	17.5	275 D	1,903 D	440 D	11.2	
2/22/22	33,400 D	<0.44	26.1	779 D	3,389 D	723 D	3.64	
5/18/22	21,200 DE	<0.44	21.5	460 D	2,117 DE	437 D	3.68	
8/25/2022	33,400 D	<8.8 D	29.3 D	622 D	2,745 D	546 D	<8 D	
WCMW-5	12/13/09	7,900	267	274	39.7	1,440	57.3	13.7
	1/19/10	6,890	593	1,290	1,070	4,960	174	14.4
	11/1/11	4,350	51.4	176	278	830	77.7	4.7
	2/1/12	4,280	71.1	192	223	801	137	3.1
	5/8/12	9,050	140	125	93.6	1,060	376	3.3
	8/22/12	8,000	164	307	93.6	1,690	232	4.9
	8/7/13	26,200	113	346	436	1,690	298	2.2
	2/18/14	6,290	63.3	47.9	205	379	127	4.4
	8/11/14	15,500	76	426	412	1,910	955	1.2
	2/26/15	7,760	167	115	153	872	156	9.8
	8/3/15 and Dup2	3,540/3,460	16.4/16.4	52.6/45.8	6.8/<1.0	823/569	163/78.0	<5.0/<1.0
	2/23/16	8,680	51.4	35.4	<1.0	1,070	259	<1.0
	8/24/16 and Dup-2	4,960/815	16.5/2.4	46.6/1.8	4.7/<1.0	652/37.0	76.7/11.3	<2.0/<1.0

Table 2
Groundwater Analytical Results (in µg/L)
Annual Groundwater Monitoring and Remediation System Status Report – 2021-2022
Whitney's Chevrolet, Inc.
123 West Pioneer Avenue, Montesano, Washington

Well ID	Date Collected	GRPH ^a	Benzene ^b	Toluene ^b	Ethyl-benzene ^b	Total Xylenes ^b	Naphthalene ^b	PCE ^b
WCMW-5	2/15/17 and Dup-1	7,120/5,590	71.9/62.3	122/104	108/118	505/512	185/185	5.2/5.4
	8/8/17 and WCMW-DUP2	16,400/16,900	51.9/50.6	356/531	10.5/79	2,220/2,580	210/215	<1.0/<1.0
	2/7/18	4,800	16	33	86	221	61	5.3
	8/15/18	14,700	47	199	81	1,080	246	<1.0
	2/21/19	1,200	4.9	9.6	12	89	50	4.2
	8/21/19	4,420 D	4.58	47.7 D	138 D	509 D	76.9 DQ	<1.0
	2/11/20	119 H	<1.00 H	<1.00 H	<1.00 H	4.83 H	1.33 H	3.44 H
	11/11/20 and Dup-1	4,780 D/5,980 D	5.56/5.92	64.3 D/69.8 D	223 D/246 D	642 D/693 D	129 D/272 D	<1.0/1.06
	2/10/21 and Dup-1	367/399	<1.0/<1.0	1.79/1.67	2.57/2.72	18.07/17.18	26.2/33.4	2.11/2.21
	8/17/21	6,280 D	1.09	35.6	220 D	628 D	238 D	<0.400
	2/23/22	1,250	0.482	8.44	52.2 D	115.7	51.3 D	2.87
	8/25/2022	16,300 D	<8.8 D	56.8 D	451 D	1,382 D	493 D	<8 D
WCMW-6	12/13/09	<100	<1	<1	<1	<2	<5.0	4.7
	1/19/10 and Dup2	<100/<100	<1/<1	<1/<1	<1/<1	<2/<2	<5.0/<5.0	3.5/4
	10/31/11	<100	<1.0	<1.0	<1.0	<2.0	<5.0	<1.0
	1/31/12 and WC-Dup1	<100/<100	<1/<1	<1/<1	<1/<1	<2/<2	<5.0/<5.0	1.1/<1.0
	5/7/12	<100	<1.0	<1.0	<1.0	<2.0	<5.0	<1.0
	8/20/12	<100	<1.0	<1.0	<1.0	<2.0	<5.0	1.2
	8/7/13	<100	<1.0	<1.0	<1.0	<2.0	<5.0	<1.0
	11/11/13	<100	<1.0	<1.0	<1.0	<2.0	<5.0	1.4
	2/18/14	<100	<1.0	<1.0	<1.0	<2.0	<5.0	<1.0
	5/19/14	<100	<1.0	<1.0	<1.0	<2.0	<5.0	<1.0
	8/12/14	<100	<1.0	<1.0	<1.0	<2.0	6.6	<1.0
	2/26/15	<100	<1.0	<1.0	<1.0	<2.0	<5.0	<1.0
	8/3/15	<100	<1.0	<1.0	<1.0	<2.0	<5.0	1.5
	2/23/16	<100	<1.0	<1.0	<1.0	<2.0	<5.0	1.2
	8/23/16	<100	<1.0	<1.0	<1.0	<2.0	<5.0	<1.0
	2/14/17	<100	<1.0	<1.0	<1.0	<2.0	<5.0	<1.0
	8/8/17	<100	<1.0	<1.0	<1.0	<2.0	<5.0	<1.0
	2/7/18	<100	<1.0	<1.0	<1.0	<2.0	<5.0	<1.0
	8/14/18	<100	<1.0	<1.0	<1.0	<2.0	<5.0	<1.0
	8/20/19	<50	<1.0	<1.0	<1.0	<2.0	<1.0	<1.0
11/10/20	<50	<1.0	<1.0	<1.0	<2.0	<1.0	<1.0	
8/16/21	<50.0	<0.440	<0.750	<0.400	<1.50	<1.25	<0.400	
8/23/22	<50	<0.44	<0.75	<0.4	<1.50	<1.25	0.406	
WCMW-7	10/31/11 and WC-Dup1	<100/<100	<1.0/<1.0	<1.0/<1.0	<1.0/<1.0	<2.0/<2.0	<5.0	1.3/<1.0
	1/31/12	<100	<1.0	<1.0	<1.0	<2.0	<5.0	2.8
	5/7/12	<100	<1.0	<1.0	<1.0	<2.0	<5.0	1.2
	8/20/12	<100	<1.0	<1.0	<1.0	<2.0	<5.0	1.2
	8/5/13 and WCMW-Dup1	<100/<100	<1.0/<1.0	<1.0/<1.0	<1.0/1.0	<2.0/<2.0	<5.0/<5.0	2.9/2.7
	8/11/14	<100	<1.0	<1.0	<1.0	<2.0	<5.0	<1.0
	8/3/15	<100	<1.0	2.9	<1.0	<2.0	<5.0	<1.0
	8/23/16	<100	<1.0	<1.0	<1.0	<2.0	<5.0	<1.0
	8/7/17 and WCMW-DUP1	<100/<100	<1.0/<1.0	<1.0/<1.0	<1.0/1.0	<2.0/<2.0	<5.0/<5.0	1.9/1.9
	8/14/18	<100	<1.0	<1.0	<1.0	<2.0	<5.0	<1.0
	8/20/19	<50	<1.0	<1.0	<1.0	<2.0	<1.0	<1.0
	11/10/20	<50	<1.0	<1.0	<1.0	<2.0	<1.0	<1.0
8/16/21	<50.0	<0.440	<0.750	<0.400	1.01	3.39	1.14	
8/24/2022	<50	<0.44	<0.75	<0.4	<1.50	<1.25	0.924	
WCMW-8	10/31/11	<100	<1.0	<1.0	<1.0	<2.0	<5.0	2.1
	1/31/12	<100	<1.0	<1.0	<1.0	<2.0	<5.0	5.3
	5/7/12	<100	<1.0	<1.0	<1.0	<2.0	<5.0	1.8
	8/20/12 and WC-Dup1	<100/<100	<1.0/<1.0	<1.0/<1.0	<1.0/<1.0	<2.0/<2.0	<5.0/<5.0	6.6/6.1
	8/5/13	<100	<1.0	<1.0	<1.0	<2.0	<5.0	4.3
	2/17/14	<100	<1.0	<1.0	<1.0	<2.0	<5.0	2.8
	8/11/14	<100	<1.0	<1.0	<1.0	<2.0	<5.0	<1.0
	2/26/15	<100	<1.0	<1.0	<1.0	<2.0	<5.0	5.8
	8/3/15	<100	<1.0	<1.0	<1.0	<2.0	<5.0	3.5
2/23/16	<100	<1.0	<1.0	<1.0	<2.0	<5.0	4.4	

Table 2
Groundwater Analytical Results (in µg/L)
Annual Groundwater Monitoring and Remediation System Status Report – 2021-2022
Whitney's Chevrolet, Inc.
123 West Pioneer Avenue, Montesano, Washington

Well ID	Date Collected	GRPH ^a	Benzene ^b	Toluene ^b	Ethyl-benzene ^b	Total Xylenes ^b	Naphthalene ^b	PCE ^b
WCMW-8	8/23/16	<100	<1.0	<1.0	<1.0	<2.0	<5.0	<1.0
	2/14/17	<100	<1.0	<1.0	<1.0	<2.0	<5.0	1.9
	8/7/17	<100	<1.0	<1.0	<1.0	<2.0	<5.0	1.8
	2/8/18	<100	<1.0	<1.0	<1.0	<2.0	<5.0	<1.0
	8/14/18	<100	<1.0	<1.0	<1.0	<2.0	<5.0	<1.0
	8/20/19	<50	<1.0	<1.0	<1.0	<2.0	<1.0	<1.0
	11/10/20	<50	<1.0	<1.0	<1.0	<2.0	<1.0	<1.0
	8/16/21	<50.0	<0.440	<0.750	<0.400	<1.50	<1.25	0.670
8/24/2022	<50	<0.44	<0.75	<0.4	<1.50	<1.25	0.694	
WCMW-9	10/31/11	<100	<1.0	<1.0	<1.0	<2.0	<5.0	1.5
	1/31/12	<100	<1.0	<1.0	<1.0	<2.0	<5.0	<1.0
	5/7/12	<100	<1.0	<1.0	<1.0	<2.0	<5.0	<1.0
	8/20/12	<100	<1.0	<1.0	<1.0	<2.0	<5.0	<1.0
	8/5/13	<100	<1.0	<1.0	<1.0	<2.0	<5.0	<1.0
	11/12/13	<100	<1.0	1.3	<1.0	<2.0	14	1.1
	2/17/14	<100	<1.0	<1.0	<1.0	<2.0	<5.0	<1.0
	5/19/14 and WC-Dup1	<100/<100	<1.0/<1.0	<1.0/<1.0	<1.0/<1.0	<2.0/<2.0	<5.0/<5.0	<1.0/<1.0
	8/11/14	<100	<1.0	<1.0	<1.0	<2.0	<5.0	<1.0
	8/3/15	<100	<1.0	<1.0	<1.0	<2.0	<5.0	1.1
	8/23/16	<100	<1.0	<1.0	<1.0	<2.0	<5.0	<1.0
8/7/17	<100	<1.0	<1.0	<1.0	<2.0	<5.0	<1.0	
WCMW-10	10/31/11	<100	<1.0	<1.0	<1.0	<2.0	<5.0	<1.0
	1/31/12	1,230	<1.0	<1.0	2.3	<2.0	43.0	<1.0
	5/7/12	2,060	<1.0	<1.0	<1.0	<2.0	28.8	<1.0
	8/20/12	2,690	<1.0	<1.0	<1.0	<2.0	37.4	<1.0
	8/5/13	2,770	<1.0	<1.0	<1.0	<2.0	52.0	<1.0
	11/11/13	2,400	<1.0	1.2	<1.0	<2.0	47.0	<1.0
	2/17/14	2,510	<1.0	<1.0	1.7	<2.0	36.5	<1.0
	5/19/14	2,580	<1.0	<1.0	6.2	<2.0	75.2	<1.0
	8/11/14	9,600	<1.0	1.4	3.5	7.1	64.7	<1.0
	11/17/14	2,100	<1.0	<1.0	<1.0	3.6	32	<1.0
	2/26/15 and Dup-1	2,510/2,750	<1.0	<1.0	4.9	<2.0	27.7	<1.0
	5/21/15	3,030	<1.0	<1.0	<1.0	<2.0	29.1	<1.0
	8/3/15 and Dup-1	2,270/2,640	<1.0/<1.0	<1.0/<1.0	1.4/1.2	<2.0/<2.0	30.2/41.0	<1.0/<1.0
	11/24/15	2,800	<1.0	<1.0	1.6	<2.0	13	<1.0
	2/23/16	3,570	<1.0	<1.0	6.0	<2.0	67.6	<1.0
	5/9/16	2,270	<1.0	<1.0	1.9	<2.0	78.7	<1.0
	8/24/16	600	<1.0	<1.0	<1.0	<2.0	28.7	<1.0
	11/29/16	2,060	<1.0	<1.0	1.7	5.3	7.5	<1.0
	2/14/16	2,820	<1.0	<1.0	<1.0	<2.0	<5.0	<1.0
	5/23/17	<100	<1.0	<1.0	<1.0	<2.0	<5.0	<1.0
	8/7/17	<100	<1.0	<1.0	<1.0	<2.0	<5.0	<1.0
	11/28/17	<100	<1.0	<1.0	<1.0	<2.0	<5.0	<1.0
	2/6/18	<100	<1.0	<1.0	<1.0	<2.0	<5.0	<1.0
	5/30/18	<100	<1.0	<1.0	<1.0	<2.0	<5.0	<1.0
	8/15/18	<100	<1.0	<1.0	<1.0	<2.0	<5.0	<1.0
	12/6/18	<100	<1.0	<1.0	<1.0	<2.0	<5.0	<1.0
	2/21/19	<100	<1.0	<1.0	<1.0	<2.0	<5.0	<1.0
	6/5/19	<50	<1.0	<1.0	<1.0	<2.0	<1.0	<1.0
	8/21/19	<50	<1.0	<1.0	<1.0	<2.0	<1.0	<1.0
	11/26/19	<50	<1.0	<1.0	<1.0	<2.0	<1.0	<1.0
2/12/20	<50 H	<1.0 H	<1.0 H	<1.0 H	<2.0 H	<1.0 H	<1.0 H	
5/19/20	<50	<1.0	<1.0	<1.0	<2.0	<1.0	<1.0	
11/11/20	<50	<1.0	<1.0	<1.0	<2.0	<1.0	<1.0	
2/10/21	<50	<1.0	<1.0	<1.0	<2.0	<1.0	<1.0	
5/12/21	<50	<0.44	<0.75	<0.4	<1	3.01	<0.4	
8/17/21	121	<0.440	<0.750	<0.400	<1.50	<1.25	<0.400	
11/3/21	<50.0	<0.440	<0.750	<0.400	<1.50	<1.25	<0.400	
2/22/22	<50	<0.44	<0.75	<0.4	<1.50	<1.25	<0.4	
5/17/22	<50	<0.44	<0.75	<0.4	<1.50	<1.25	<0.4	
8/24/2022	<50	<0.44	<0.75	<0.4	<1.50	<1.25	<0.4	
KBMW-1	12/13/09	<100	<1	<1	<1	<2	<5.0	9.3
	1/18/10	<100	9.8	<1	<1	<2	<5.0	9.8
	11/1/11	<100	<1.0	<1	<1.0	<2	<5.0	<1.0
	2/2/12	211	<1.0	<1.0	<1.0	<2.0	<5.0	3.3

Table 2
Groundwater Analytical Results (in µg/L)
Annual Groundwater Monitoring and Remediation System Status Report – 2021-2022
Whitney's Chevrolet, Inc.
123 West Pioneer Avenue, Montesano, Washington

Well ID	Date Collected	GRPH ^a	Benzene ^b	Toluene ^b	Ethyl-benzene ^b	Total Xylenes ^b	Naphthalene ^b	PCE ^b
KBMW-1	5/9/12	236	1.7	<1.0	<1.0	<2.0	<5.0	6.3
	8/22/12 and WC Dup3	245/<100	<1.0/<1.0	<1.0/<1.0	<1.0/<1.0	<2.0/<2.0	<5.0/<5.0	<1.0/<1.0
	8/7/13	404	<1.0	<1.0	<1.0	<2.0	<5.0	<1.0
	2/17/14 and WC Dup1	<100/<100	<1.0/<1.0	<1.0/<1.0	<1.0/<1.0	<2.0/<2.0	<5.0/<5.0	2.6/2.5
	8/12/14	<100	<1.0	<1.0	<1.0	<2.0	<5.0	<1.0
	2/26/15	305	3.6	<1.0	<1.0	<2.0	<5.0	6.9
	8/3/15	<100	<1.0	<1.0	<1.0	<2.0	<5.0	0.9j
	2/24/16	355	12.4	<1.0	<1.0	<2.0	<5.0	8.7
	8/24/16	110	<1.0	<1.0	<1.0	<2.0	<5.0	<1.0
	2/15/17	<100	6.0	<1.0	<1.0	<2.0	<5.0	<1.0
	8/8/17	138	<1.0	<1.0	<1.0	<2.0	<5.0	<1.0
	2/8/18	<100	<1.0	<1.0	<1.0	<2.0	<5.0	<1.0
	8/14/18	<100	<1.0	<1.0	<1.0	<2.0	<5.0	<1.0
	2/21/19	<100	<1.0	<1.0	<1.0	<2.0	<5.0	<1.0
	8/21/19	<50	<1.0	<1.0	<1.0	<2.0	<1.0	<1.0
	2/12/20	<50 H	<1.0 H	<1.0 H	<1.0 H	<2.0 H	<1.0 H	<1.0 H
	11/11/20	<50	<1.0	<1.0	<1.0	<2.0	<1.0	<1.0
	2/10/21	<50	<1.0	<1.0	<1.0	<2.0	<1.0	<1.0
	8/16/21	<50.0	<0.440	<0.750	<0.400	<1.50	<1.25	<0.400
	2/22/22	<50	<0.44	<0.75	<0.4	<1.50	<1.25	<0.4
8/23/2022	<50	<0.44	<0.75	<0.4	<1.5	<1.25	<0.4	
KBMW-2	12/13/09	38,000	553	5,750	<1	8,110	228	9.2
	1/18/10	27,500	709	8,310	2,200	10,300	282	<1
	10/31/11	LNAPL – 0.04 foot (0.48 inches)						
	2/2/12	38,300	190	2,170	864	3,280	302	<1.0
	5/9/12	43,600	261	2,790	714	3,430	582	<1.0
	8/20/12	LNAPL – 0.21 foot (2.52 inches)						
	8/6/13	LNAPL – 0.40 foot (4.80 inches)						
	11/11/13	LNAPL – 0.01 foot (0.12 inch)						
	2/17/14	LNAPL – Sheen						
	5/19/14	LNAPL – Sheen						
	8/11/14	LNAPL – 0.01 foot (0.06 inch)						
	11/18/14	41,100	156	3,960	1,510	6,190	2,440	<20
	2/26/15	LNAPL – Sheen						
	5/21/15	LNAPL – Sheen						
	8/3/15	LNAPL – 0.05 foot (0.6 inch)						
	11/25/15	LNAPL – Sheen						
	2/23/16	LNAPL – 0.02 foot (0.24 inch)						
	5/9/16	LNAPL – 0.02 foot (0.24 inch)						
	8/23/16	LNAPL – 0.03 foot (0.36 inch)						
	11/30/16	8,700	19.6	363	185	929	297	5.4
	2/15/17	12,400	43.0	618	129	1,100	204	3.2
	5/24/17 and DUP-1	2,880/2,740	<1.0/<1.0	<1.0/<1.0	<1.0/<1.0	94.5/176	27.2/<5.0	3.3/5.8
	8/8/17	2,400	<1.0	8.6	<1.0	288	<5.0	1.6
	11/29/17	1,820	<1.0	1.1	21	223	25	1.2
	2/7/18 and DUP-1	1,060/1,170	<1.0/<1.0	<1.0/<1.0	1.2/<1.0	29/27	13/7.6	<1.0/<1.0
	5/31/18	1,510	<1.0	<1.0	<1.0	3.7	<5.0	<1.0
	8/16/18	152	<1.0	<1.0	<1.0	<2.0	<5.0	1.1
	12/7/18	<100	<1.0	<1.0	<1.0	<2.0	<5.0	<1.0
	2/21/19	150	<1.0	<1.0	<1.0	3.0	<5.0	0.93 J
	6/5/19	<50	<1.0	<1.0	<1.0	<2.0	<1.0	<1.0
	8/21/19	142	<1.0	<1.0	<1.0	<2.0	<1.0	<1.0
	11/26/19	84.3	<1.0	<1.0	<1.0	<2.0	<1.0	<1.0
	2/13/20	<50 H	<1.0 H	<1.0 H	<1.0 H	<2.0 H	<1.0 H	<1.0 H
	5/20/20	<50	<1.0	<1.0	<1.0	<2.0	<1.0	<1.0
11/12/20	<50	<1.0	<1.0	<1.0	<2.0	<1.0	1.73	
2/11/21	<50	<1.0	<1.0	<1.0	<2.0	<1.0	<1.0	
5/11/21	188	1.89	<0.75	<0.4	29.2	1.68	0.701	
8/17/21	131 / 125	<0.440	<0.750	1.02	9.89	3.55	0.672	
8/17/21 and Dup-01	131 / 125	<0.440	0.801	0.956	10.12	2.60	0.651	
11/3/21	1,890	1.28	13.4	25.3	173.1 D	38.8 D	2.07	
2/23/2022 and Dup-01	4,760 D / 3,750 D	1.59 / 1.60	17.1 / 17.1	93.7 D / 60 D	302 D / 203 D	95.4 D / 86.3 D	1.02 / 0.888	

Table 2
Groundwater Analytical Results (in µg/L)
Annual Groundwater Monitoring and Remediation System Status Report – 2021-2022
Whitney's Chevrolet, Inc.
123 West Pioneer Avenue, Montesano, Washington

Well ID	Date Collected	GRPH ^a	Benzene ^b	Toluene ^b	Ethyl-benzene ^b	Total Xylenes ^b	Naphthalene ^b	PCE ^b
KBMW-2	5/18/22	3,220 D	0.524	12.2	59.6 D	224 D	56.0 D	0.482
	8/24/2022	2,730 D	1.25	24.6	63.2 D	252 D	61.1 D	<0.4
KBMW-3	12/13/09	200	10	3.5	<1	3.8	<5.0	<1
	1/18/10	160	10.9	9.1	<1	4.2	5.3	<1
	11/2/11	657	6.3	1.2	12.3	15.2	12.9	<1.0
	2/2/12	191	4.3	<1.0	<1.0	<2.0	<5.0	<1.0
	5/9/12	346	<1.0	<1.0	<1.0	<2.0	<5.0	<1.0
	8/22/12	787	7.1	3.1	14.7	55.7	14.8	<1.0
	8/6/13	475	2.0	<1.0	<1.0	<2.0	<5.0	<1.0
	2/17/14	<100	<1.0	<1.0	<1.0	<2.0	<5.0	<1.0
	8/12/14	430	<1.0	<1.0	<1.0	<2.0	<5.0	<1.0
	2/26/15	280	1.7	<1.0	<1.0	<2.0	<5.0	<1.0
	8/4/15	2,440	10.8	2.9	28.6	67.8	24.0	<1.0
	2/24/16 and WCMW-Dup2	<100/103	<1.0/<1.0	<1.0/<1.0	<1.0/<1.0	<2.0/<2.0	<5.0/<5.0	<1.0/<1.0
	8/24/16	2,480	15.1	3.5	36.1	68.3	25.7	<1.0
	2/15/17	<100	<1.0	<1.0	<1.0	<2.0	<5.0	<1.0
	8/8/17	<100	<1.0	<1.0	<1.0	<2.0	<5.0	<1.0
	2/7/18	<100	<1.0	<1.0	<1.0	<2.0	<5.0	<1.0
	8/15/18	<100	<1.0	<1.0	<1.0	<2.0	<5.0	<1.0
	2/20/19	<100	<1.0	<1.0	<1.0	<2.0	<5.0	<1.0
	8/21/19	<50	<1.0	<1.0	<1.0	<2.0	<1.0	<1.0
	2/12/20	<50 H	<1.0 H	<1.0 H	<1.0 H	<2.0 H	<1.0 H	<1.0 H
11/11/20	<50	<1.0	<1.0	<1.0	<2.0	<1.0	<1.0	
2/9/21	<50	<1.0	<1.0	<1.0	<2.0	<1.0	<1.0	
8/17/21	<50.0	<0.440	<0.750	<0.400	<1.50	<1.25	<0.400	
2/22/22	<50	<0.44	<0.75	<0.4	<1.50	<1.25	<0.4	
8/24/2022	<50	<0.44	<0.75	<0.4	<1.50	<1.25	<0.4	
KBMW-4	12/13/09	24,000	279	431	1,390	4,340	195	4.2
	1/19/10	25,400	565	1,140	1,800	6,300	200	<1
	10/31/11	LNAPL – Sheen						
	2/1/12	8,960	16	7.6	116	276	62.3	<1.0
	5/8/12	22,600	71.8	46.5	565	1,250	517	<1.0
	8/21/12	20,600	69.2	67	598	1,270	298	<1.0
	8/6/13	29,600	37	29	744	1,330	416	<1.0
	11/12/13	9,610	37	25	575	992	293	<1.0
	2/18/14	7,030	17.8	9.9	234	281	106	<1.0
	5/20/14 and WCMW-Dup2	3,940/4,000	10.4/9.8	4.3/4.1	142/122	123/124	115/107	<1.0/<1.0
	8/12/14	28,000	22.1	22	497	1,510	426	<1.0
	11/18/14	2,730	11	3.0	112	280	48	<1.0
	2/26/15	2,070	2.7	<1.0	4.9	17	26.5	<1.0
	5/21/15	3,270	<1.0	<1.0	<1.0	68	44	<1.0
	8/4/15	3,280	15.8	15.2	84.4	354	<5.0	<1.0
	11/24/15	1,970	6.7	1.5	58	53	26	<1.0
	2/24/16	1,730	<1.0	<1.0	2.4	<2.0	<5.0	<1.0
	5/9/16	2,860	3.2	<1.0	12.8	11.1	23.4	<1.0
	8/25/16	1,870	9.6	13.4	192	309	74	<1.0
	11/29/16	190	<1.0	<1.0	<1.0	<2.0	<5.0	<1.0
	2/15/17	350	<1.0	<1.0	<1.0	<2.0	<5.0	<1.0
	5/24/17	208	<1.0	<1.0	<1.0	<2.0	<5.0	<1.0
	8/8/17	520	1.0	2.7	9.6	58.6	<5.0	<1.0
	11/29/17	<100	<1.0	<1.0	<1.0	3.9	<5.0	<1.0
	11/29/17	<100	<1.0	<1.0	<1.0	<1.0	<5.0	<1.0
	5/31/18	500	<1.0	<1.0	<1.0	<1.0	<5.0	<1.0
	8/15/18	<100	<1.0	<1.0	<1.0	5.3	<5.0	<1.0
	12/6/18	<100	<1.0	<1.0	<1.0	<2.0	<5.0	<1.0
	2/21/19	120	<1.0	<1.0	<1.0	4.1	<5.0	<1.0
	6/5/19	<50	<1.0	<1.0	<1.0	<2.0	<1.0	<1.0
8/20/19	<50	<1.0	<1.0	<1.0	<2.0	<1.0	<1.0	
11/26/19	199	<1.0	<1.0	1.44	10.02	9.72	<1.0	
2/12/20	647 H	<1.0 H	<1.0 H	8.36 H	18.19 H	8.73 H	<1.0 H	
5/20/20	<50.0	<1.0	<1.0	<1.0	1.09	1.04	<1.0	
11/12/20	<50	<1.0	<1.0	<1.0	<2.0	<1.0	<1.0	
2/10/21	220	<1.0	<1.0	2.70	3.03	5.08	<1.0	
5/12/21	1,820 D	<0.44	3.41	11.8	61.2	203 D	<0.4	
8/17/21	1,110	<0.440	2.20	16.10	41.16	144 D	<0.400	

Table 2
Groundwater Analytical Results (in µg/L)
Annual Groundwater Monitoring and Remediation System Status Report – 2021-2022
Whitney's Chevrolet, Inc.
123 West Pioneer Avenue, Montesano, Washington

Well ID	Date Collected	GRPH ^a	Benzene ^b	Toluene ^b	Ethyl-benzene ^b	Total Xylenes ^b	Naphthalene ^b	PCE ^b
KBMW-4	11/3/21	<50.0	<0.440	<0.750	<0.400	<1.500	<1.25	<0.400
	2/23/22	2,920 D	0.878	7.19	73.4 D	198.4 D	150 D	<0.4
	5/18/22	337	<0.440	<0.750	4.70	14.45	10.8	<0.4
	8/24/2022 and Dup-02	1,740 / 1,710	0.677 / 0.652	1.98 / 1.98	17.4 / 16.6	41.16 / 39.62	120 D / 101 D	<0.4 / <0.4
KBMW-5	12/13/09	<100	<1	<1	<1	<2	<5.0	<1
	1/18/10	<100	<1	<1	<1	<2	<5.0	<1
	11/2/11	<100	<1.0	<1.0	<1.0	<2.0	<5.0	<1.0
	2/2/12	<100	<1.0	<1.0	<1.0	<2.0	6.1	<1.0
	5/9/12	<100	<1.0	<1.0	<1.0	<2.0	<5.0	<1.0
	8/22/12	<100	<1.0	<1.0	<1.0	<2.0	<5.0	<1.0
	8/6/13	<100	<1.0	<1.0	<1.0	<2.0	<5.0	<1.0
	11/12/13	<100	<1.0	<1.0	<1.0	<2.0	<5.0	<1.0
	2/17/14	<100	<1.0	<1.0	<1.0	<2.0	<5.0	<1.0
	5/20/14	<100	<1.0	<1.0	<1.0	<2.0	<5.0	<1.0
	8/13/14 and Dup-3	<100/<100	<1.0/<1.0	<1.0/<1.0	<1.0/<1.0	<2.0/<2.0	<5.0/<5.0	<1.0/<1.0
	8/4/15	<100	<1.0	<1.0	<1.0	<2.0	<5.0	<1.0
	8/24/16	<100	<1.0	<1.0	<1.0	<2.0	<5.0	<1.0
	8/8/17	<100	<1.0	<1.0	<1.0	<2.0	<5.0	<1.0
	8/16/18 and Dup-2	<100/190	<1.0/<1.0	1.6/0.94J	<1.0/<1.0	1.9J/2.5	8.6/7.1	<1.0/<1.0
	8/21/19	<50	<1.0	<1.0	<1.0	<2.0	<1.0	<1.0
11/11/20	<50	<1.0	<1.0	<1.0	<2.0	<1.0	<1.0	
8/16/21	<50.0	<0.440	<0.750	<0.400	<1.50	<1.25	<0.400	
8/23/2022	<50	<0.44	<0.75	<0.4	<1.50	<1.25	<0.4	
KBMW-6	12/13/09	<100	<1	<1	<1	<2	<5.0	<1
	1/18/10	<100	<1	<1	<1	<2	<5.0	<1
	11/2/11 and WC-Dup3	<100/<100	<1.0/<1.0	<1.0/<1.0	<1.0/<1.0	<2.0/<2.0	<5.0/<5.0	<1.0/<1.0
	2/2/12 and WC-Dup3	<100/<100	<1.0/<1.0	<1.0/<1.0	<1.0/<1.0	<2.0/<2.0	<5.0/<5.0	<1.0/<1.0
	5/9/12 and WC-Dup3	<100/<100	<1.0/<1.0	<1.0/<1.0	<1.0/<1.0	<2.0/<2.0	<5.0/<5.0	<1.0/<1.0
	8/21/12	<100	<1.0	<1.0	<1.0	<2.0	<5.0	<1.0
	8/6/13	<100	<1.0	<1.0	<1.0	<2.0	<5.0	<1.0
	8/12/14 and Dup-2	<100/<100	<1.0/<1.0	<1.0/<1.0	<1.0/<1.0	<2.0/<2.0	5.6/<5.0	<1.0/<1.0
	8/3/15	<100	<1.0	<1.0	<1.0	<2.0	<5.0	<1.0
	8/23/16	<100	<1.0	<1.0	<1.0	<2.0	<5.0	<1.0
8/8/17	<100	<1.0	<1.0	<1.0	<2.0	<5.0	<1.0	
KBMW-7	12/13/09	800	11.6	4.1	<1	13.1	16	9.1
	1/19/10	1,090	8.5	13	146	352	39.5	6.8
	11/1/11	1,090	20.6	20.3	98.6	287	84.7	4.7
	1/31/12	1,460	4.2	1.4	31.6	114	43.6	2
	5/7/12	1,170	1.7	1.7	2.3	42.4	11.0	<1.0
	8/21/12	1,750	14.7	6.1	<1.0	92.6	21.3	1.4
	8/6/13	2,630	13.4	12.4	42.7	88.0	12.3	<1.0
	11/11/13	8,640	106	43	295	768	263	3.5
	2/18/14	2,260	9.5	2.8	49.3	76.2	42.8	<1.0
	5/19/14	1,650	9.0	3.2	41.7	63.6	38.9	<1.0
	8/11/14	1,880	27.6	26.9	48.5	96.9	52.5	<1.0
	11/18/14 and Dup-2	3,290/2,870	30/31	1.8/1.6	25/18	49/48	111/63	<1.0/<1.0
	2/26/15	1,560	11.2	3.2	25.8	54.2	25.9	<1.0
	5/21/15	3,460	32.0	14	48	155	55	<1.0
	8/3/15	1,640	13.5	15.0	<1.0	157	19.3	1.1
	11/24/15	958	2.4	<1.0	<1.0	3.8	<5.0	<1.0
	2/23/16	2,420	10.7	3.2	34.3	46.5	51.2	1.3
	5/9/16	1,040	12.8	5.6	32	21.6	22.2	<1.0
	8/24/16 and Dup-1	680/219	5.8/<1.0	4.1/<1.0	<1.0/<1.0	57.8/<2.0	20.4/11.6	<1.0/<1.0
	11/30/16	1,140	10.2	3.2	2.2	32.4	8.8	1.7
2/14/17	3,170	12.5	7.2	37.5	117	53.2	2.6	
5/23/17	1,020	10.7	3.8	<1.0	63.1	<5.0	3.2	
8/8/17	114	1.6	<1.0	<1.0	<2.0	<5.0	<1.0	
11/29/17	880	2.0	<1.0	9.2	11	18	<1.0	
2/7/18	2,640	12.0	10	66	81	33	1.6	

Table 2
Groundwater Analytical Results (in µg/L)
Annual Groundwater Monitoring and Remediation System Status Report – 2021-2022
Whitney's Chevrolet, Inc.
123 West Pioneer Avenue, Montesano, Washington

Well ID	Date Collected	GRPH ^a	Benzene ^b	Toluene ^b	Ethyl-benzene ^b	Total Xylenes ^b	Naphthalene ^b	PCE ^b
KBMW-7	5/30/18	2,020	3.2	2.2	<1.0	52	11	1.2
	8/15/18	1,350	<1.0	23	5.0	35	116	<1.0
	12/6/18	500	1.2	<1.0	<1.0	6.7	<5.0	<1.0
	2/20/19	840	<1.0	<1.0	<1.0	15	7.9	<1.0
	6/5/19	192	<1.0	<1.0	<1.0	5.1	5.25	<1.0
	8/20/19	65.0	<1.0	<1.0	<1.0	5.69	<1.0	<1.0
	11/24/19	1,230	1.07	2.36	21.6	57.78	40.0	<1.0
	2/12/20	<50 H	<1.0 H	<1.0 H	<1.0 H	<2.0 H	<1.0 H	<1.0 H
	5/20/20	2,510 D	3.11	8.98	24.8	43.41	132 D	<1.0
	11/11/20	1,840 D	1.12	1.48	38.9 D	59.75	70.3 D	<1.0
	2/10/21	563	<1.0	<1.0	11.0	10.5	12.7	<1.0
	5/11/21	764	0.83	2.45	4.49	12.5	24.8	0.632
	8/17/21	1,470	1.01	3.37	28.70	50.8	111 D	<0.400
	11/3/21	<50.0	<0.440	<0.750	<0.400	<1.500	<1.25	<0.400
	2/23/22	101	<0.44	<0.75	1.21	2.75	<1.25	0.642
	5/18/22	427	<0.44	<0.75	6.57	12.31	4.81	<0.400
8/24/2022	522	<0.44	0.964	1.17	15.3	17.0	<0.4	
KBMW-8	12/13/09 and Dup2	2,700/4,000	54.4/64.5	8.9/20.8	<1/6.8	147/262	<5.0/<5.0	4.5/3.7
	1/19/10	223	21.8	48.4	19.5	76.2	38.7	3.9
	11/1/11	1,990	19.9	5.0	108	66.3	45.4	<1.0
	2/1/12	<100	<1.0	<1.0	<1.0	<2.0	<5.0	<1.0
	5/8/12	<100	<1.0	<1.0	<1.0	<2.0	<5.0	<1.0
	8/21/12	209	3.4	<1.0	6.7	<2.0	<5.0	<1.0
	8/6/13 and WCMW-Dup2	335/506	3.5/3.6	<1.0/<1.0	8.8/6.1	2.2/<2.0	5.9/<5.0	<1.0/<1.0
	2/18/14 and WC-Dup2	<100/<100	<1.0/<1.0	<1.0/<1.0	<1.0/<1.0	<2.0/<2.0	<5.0/<5.0	<1.0/<1.0
	8/12/14	<100	<1.0	<1.0	<1.0	<2.0	<5.0	<1.0
	2/26/15	<100	<1.0	<1.0	<1.0	<2.0	<5.0	<1.0
	8/4/15	<100	<1.0	<1.0	<1.0	<2.0	<5.0	<1.0
	2/23/16	<100	<1.0	<1.0	<1.0	<2.0	<5.0	<1.0
	8/25/16	360	2.6	<1.0	<1.0	5.0	<5.0	<1.0
	2/15/17	380	2.1	<1.0	1.9	4.9	<5.0	<1.0
	8/8/17	<100	<1.0	<1.0	<1.0	<2.0	<5.0	<1.0
	2/7/18	<100	<1.0	<1.0	<1.0	<2.0	<5.0	<1.0
	8/14/18	<100	<1.0	<1.0	<1.0	<2.0	68	<1.0
	2/21/19	<100	<1.0	<1.0	3.2	16.7	<5.0	<1.0
	8/20/19	<50	<1.0	<1.0	<1.0	<2.0	<1.0	<1.0
	2/12/20	<50 H	<1.0 H	<1.0 H	<1.0 H	<2.0 H	<1.0 H	<1.0 H
11/10/20	<50	<1.0	<1.0	<1.0	<2.0	<1.0	<1.0	
2/9/21	<50	<1.0	<1.0	<1.0	<2.0	<1.0	<1.0	
8/16/21	<50.0	<0.440	<0.750	<0.400	<1.50	<1.25	<0.400	
2/22/22	<50	<0.44	<0.75	<0.4	<1.50	<1.25	<0.4	
8/23/2022	<50	<0.44	<0.75	<0.4	<1.50	<1.25	<0.4	
KBMW-9	12/14/09	37,000	516	3,850	1,900	9,100	479	1.8
	1/18/10	24,900	778	6,290	3,760	17,000	370	2
	11/1/11	LNAPL – 0.55 foot (6.60 inches)						
	2/1/12	LNAPL – 0.21 foot (2.52 inches)						
	5/8/12	LNAPL – 0.23 foot (2.76 inches)						
	8/21/12	LNAPL – 0.69 foot (8.28 inches)						
	8/5/13	Not accessible due to road construction						
	11/12/13	LNAPL – 0.07 foot (0.84 inch)						
	2/18/14	LNAPL – Sheen						
	5/20/14	LNAPL – Sheen						
	8/12/14	LNAPL – 0.08 foot (1 inch)						
	2/26/15	LNAPL – Sheen						
	5/22/15	LNAPL – 0.16 foot (1.92 inches)						
	8/3/15	LNAPL – 0.33 foot (3.96 inches)						
	11/25/15	LNAPL – Sheen						
	2/24/16	LNAPL – 0.04 foot (0.48 inches)						
	5/9/16	LNAPL – 0.04 foot (0.48 inches)						
	8/23/16	LNAPL – 0.51 foot (6.12 inches)						
	11/30/16	39,500	49.1	417	1,800	9,170	651	1.2
2/16/17	49,800	22.8	342	918	5,300	670	<1.0	
5/25/17	43,400	22.5	203	916	5,330	851	<1.0	
8/9/17	<100	<1.0	<1.0	<1.0	<2.0	<5.0	<1.0	

Table 2
Groundwater Analytical Results (in µg/L)
Annual Groundwater Monitoring and Remediation System Status Report – 2021-2022
Whitney's Chevrolet, Inc.
123 West Pioneer Avenue, Montesano, Washington

Well ID	Date Collected	GRPH ^a	Benzene ^b	Toluene ^b	Ethyl-benzene ^b	Total Xylenes ^b	Naphthalene ^b	PCE ^b
KBMW-9	11/29/17	17,500	5.9	100	493	2,900	289	<1.0
	2/8/18	16,900	2.9	25	315	1,840	87	<1.0
	5/31/18	30,000	<1.0	59	510	2,820	855	<1.0
	8/16/18	34,100	1.7	28	543	2,970	537	<1.0
	12/7/18	714	<1.0	<1.0	<1.0	26	131	<1.0
	2/22/19	<100	<1.0	<1.0	<1.0	32	5.5	<1.0
	6/6/19	13,600 D	1.8	17.6	1.93	1,620 D	383 D	<1.0
	8/22/19	558	<1.0	1.46	5.79	73.1	15.9	<1.0
	11/27/19	4,880 D	1.59	9.06	55.2 D	788 D	165 D	<1.0
	2/13/20	1,990 H	<1.0 H	3.49 H	57.7 DH	302 DH	28 DH	<1.0 H
	5/21/20	15,500 D	<1.0	13.7	310 D	1,777 D	399 D	<1.0
	11/12/20 and Dup-2	3,940 D/ 4,240 D	<1.0/<1.0	3.0/3.06	62.8 D/71.2 D	477 D/507 D	97.9 D/191 D	<1.0/<1.0
	2/11/21 and Dup-2	1,850 D/ 2,530 E	<1.0/<1.0	2.53/2.51	42.8 D/ 51.2 E	185.6 D/ 211.4 E	53.6 D/ 60.8 E	<1.0/<1.0
	5/12/21	2,660 D	0.93	3.24	35.6	162.8 D	120 D	<0.4
	8/18/21	6,080 D	2.47	19.5	135 D	402 D	331 D	<0.400
	11/4/21	5,200 D	0.949	10.4	123 D	507 D	112 D	<0.400
2/23/22	6,330 D	0.693	9.13	103 D	402.7 D	127 D	<0.4	
5/18/22	1,590	<0.44	<0.75	8.72	43.1	23.2	<0.4	
8/24/2022	1,980 D	0.62	4.88	19.2	118.8	96.1 D	<0.4	
KBMW-10	12/14/09	<100	<1	<1	<1	<2	<5.0	5.9
	1/18/10	<100	<1	<1	<1	<2	<5.0	4.2
	11/1/11	<100	<1.0	<1.0	<1.0	<2.0	<5.0	2.4
	2/1/12	<100	<1.0	<1.0	<1.0	<2.0	<5.0	2.5
	5/8/12	<100	<1.0	<1.0	<1.0	<2.0	<5.0	1.6
	8/21/12	<100	<1.0	<1.0	<1.0	<2.0	<5.0	1.7
	8/5/13	Not accessible due to road construction						
	11/12/13	160	7.8	<1.0	1.6	<2.0	<5.0	2.4
	8/12/14	<100	<1.0	<1.0	<1.0	<2.0	<5.0	<1.0
	8/4/15	<100	<1.0	<1.0	<1.0	<2.0	<5.0	2.0
	8/26/16	<100	<1.0	<1.0	<1.0	<2.0	<5.0	<1.0
	8/9/17	<100	<1.0	<1.0	<1.0	<2.0	<5.0	<1.0
	8/16/18	<100	<1.0	<1.0	<1.0	<2.0	<5.0	<1.0
	8/22/19	<50	<1.0	<1.0	<1.0	<2.0	<1.0	<1.0
11/12/20	<50	<1.0	<1.0	<1.0	<2.0	<1.0	<1.0	
8/18/21	<50.0	<0.440	<0.750	<0.400	<1.50	3.39	<0.400	
8/24/2022 and Dup-01	<50 / <50	<0.44 / <0.44	<0.75 / <0.75	<0.4 / <0.4	<1.5 / <1.5	<1.25 / <1.25	<0.4 / <0.4	
KBMW-11	8/12/14	<100	<1.0	<1.0	<1.0	<2.0	<5.0	<1.0
	8/4/15	<100	<1.0	<1.0	<1.0	<2.0	<5.0	2.0
	11/1/11	<100	<1.0	<1.0	<1.0	<2.0	<5.0	<1.0
	2/1/12	<100	<1.0	<1.0	<1.0	<2.0	<5.0	<1.0
	5/8/12	<100	<1.0	<1.0	<1.0	<2.0	<5.0	<1.0
	8/21/12	<100	2.0	<1.0	<1.0	<2.0	<5.0	<1.0
	8/6/13	<100	<1.0	<1.0	<1.0	<2.0	<5.0	<1.0
	8/12/14	<100	<1.0	<1.0	<1.0	<2.0	<5.0	<1.0
	8/3/15	397	<1.0	6.4	9.7	51.9	74.8	<1.0
	8/25/16	<100	<1.0	<1.0	<1.0	<2.0	<5.0	<1.0
8/8/17	<100	<1.0	<1.0	<1.0	<2.0	<5.0	<1.0	
KBMW-12	11/1/11	49,000	1,470	3,780	2,290	9,210	376	<1.0
	2/1/12	51,600	4,440	12,600	2,330	10,500	212	<1.0
	5/8/12	83,000	2,090	8,370	3,000	11,100	310	<1.0
	8/21/12	68,400	932	5,500	2,010	8,130	297	<1.0
	8/6/13	104,000	398	5,100	2,100	9,260	245	<1.0
	8/12/14	55,700	270	2,620	1,380	5,850	129	<1.0
	8/3/15	20,400	62.6	528	1,170	4,580	149	<1.0
	8/25/16	6,420	75.8	35	290	719	40.0	<5.0
8/8/17	17,200	22.8	25.5	873	1,920	86.1	<5.0	
ESMW-1	12/13/09 and Dup1	800/650	11.3/8.8	8.2/<1	1.1/<1	29.6/12.1	<5.0/<5.0	<1/<1
	1/19/10 and Dup1	658/695	10.9/10.9	10.2/10.4	3.5/3.2	32.2/29.5	28.2/29.1	<1/<1
	10/31/11	1,300	6.2	4.3	28.2	37.1	12.4	<1.0
	1/31/12	2,060	7.5	6.3	46.2	47.5	57.6	<1.0
	5/7/12	4,180	5.8	4.2	38.7	13.5	20.4	<1.0
	8/20/12	1,430	2.0	<1.0	2.1	7.4	<5.0	<1.0
ESMW-1	8/5/13	585	1.4	<1.0	2.9	<2.0	1.9	<1.0

Table 2
Groundwater Analytical Results (in µg/L)
Annual Groundwater Monitoring and Remediation System Status Report – 2021-2022
Whitney's Chevrolet, Inc.
123 West Pioneer Avenue, Montesano, Washington

Well ID	Date Collected	GRPH ^a	Benzene ^b	Toluene ^b	Ethyl-benzene ^b	Total Xylenes ^b	Naphthalene ^b	PCE ^b
ESMW-1	11/11/13	449	4.4	1.5	29	3.3	<5.0	<1.0
	2/17/14	1,500	4.4	1.8	27.1	4.1	11.9	<1.0
	5/19/14	1,540	3.2	1.0	25.2	<2.0	17.1	<1.0
	8/11/14 and WC-Dup1	500/<100	<1.0/<1.0	<1.0/<1.0	3.1/<1.0	<2.0/2.0	<5.0/<5.0	<1.0/<1.0
	11/17/14	358	<1.0	<1.0	4.3	2.7	41	<1.0
	2/26/15 and Dup-2	1180/1450	3.2/4.0	1.4/1.9	27/30.8	4.4/6.1	14/20.2	<1.0/<1.0
	5/21/15	610	<1.0	<1.0	<1.0	<2.0	<1.0	<1.0
	8/3/15	100	<1.0	<1.0	<1.0	<2.0	<1.0	<1.0
	11/24/15	325	<1.0	<1.0	8.5	2.9	<1.0	<1.0
	8/11/14 and WC-Dup1	1,960/1,890	1.8/1.8	1.0/1.0	38.3/36.0	1.9j/1.9j	5.2/6.0	<1.0/<1.0
	5/9/16	500	<1.0	<1.0	1.7	<2.0	<5.0	<1.0
	8/24/16	100	<1.0	<1.0	<1.0	<2.0	<5.0	<1.0
	11/30/16	927	<1.0	<1.0	<1.0	<2.0	<5.0	<1.0
	2/14/17	1,240	<1.0	<1.0	7.2	<2.0	<5.0	<1.0
	2/14/17	<100	<1.0	<1.0	<1.0	<2.0	<5.0	<1.0
	8/7/17	<100	<1.0	<1.0	<1.0	<2.0	<5.0	<1.0
	11/28/17	<100	<1.0	<1.0	<1.0	<2.0	<5.0	<1.0
	2/6/18	<100	<1.0	<1.0	<1.0	<2.0	<5.0	<1.0
	5/30/18	<100	<1.0	<1.0	<1.0	<2.0	<5.0	<1.0
	8/15/18	<100	<1.0	<1.0	<1.0	<2.0	<5.0	<1.0
	12/6/18	<100	<1.0	<1.0	<1.0	<2.0	<5.0	<1.0
	2/21/19	<100	<1.0	<1.0	<1.0	<2.0	<5.0	<1.0
	6/5/19	<50	<1.0	<1.0	<1.0	<2.0	<1.0	<1.0
	8/21/19	<50	<1.0	<1.0	<1.0	<2.0	1.21	<1.0
	11/26/19	<50	<1.0	<1.0	<1.0	<2.0	<1.0	<1.0
	2/11/20	<50 H	<1.0 H	<1.0 H	<1.0 H	<2.0 H	<1.0 H	<1.0 H
	5/20/20	<50	<1.0	<1.0	<1.0	<2.0	<1.0	<1.0
	11/11/20	<50	<1.0	<1.0	<1.0	<2.0	<1.0	<1.0
	2/10/21	<50	<1.0	<1.0	<1.0	<2.0	<1.0	<1.0
	5/11/21	<50	<0.44	<0.75	<0.4	<1.5	<1.25	<0.4
8/17/21	<50.0	<0.440	<0.750	<0.400	<1.50	<1.25	<0.400	
11/3/21	<50.0	<0.440	<0.750	<0.400	<1.500	<1.25	<0.400	
2/23/22	<50	<0.44	<0.75	<0.4	<1.5	<1.25	<0.4	
5/17/22	<50	<0.44	<0.75	<0.4	<1.5	<1.25	<0.4	
8/24/2022	<50	<0.44	<0.75	<0.4	<1.5	<1.25	<0.4	
ESMW-7	12/13/09	3,600	76.5	30.2	5.1	680	<5.0	6.4
	1/19/10	1,990	127	39.5	292	649	32.1	<1
	11/1/12	5,800	135	31.4	520	645	133	<1.0
	2/1/12 and WC-Dup2	1,180/804	56.6/29.1	7.7/3.9	91/20.1	127/67.4	38.9	<1.0/<1.0
	5/8/12	5,350	94.8	41.8	207	427	106	<1.0
	8/21/12 and WC-Dup2	10,200/16,000	312/349	45.1/46.7	612/789	1,400/1,700	409/420	<1.0/<1.0
	8/5/13	Not accessible due to road construction						
	11/12/13	18,100	188	158	1,200	2,860	536	<1.0
	2/18/14	718	10.7	3.7	45.7	67.5	17.7	<1.0
	5/19/14	147	2.2	<1.0	7.0	15.3	3.2	<1.0
	8/12/14	10,500	108	18.7	253	300	395	<1.0
	11/18/14	6,210	57	35	503	1,170	114	<5.0
	2/26/15	10,100	122	74	512	988	196	<5.0
	5/22/15	10,100	159	66	955	1,300	360	<5.0
	8/4/15 and WC-Dup3	8,100/10,900	71.0/77.6	32.9/33.9	634/885	910/1,300	166/332	<5.0/<1.0
	11/25/15	7,340	58	31	402	655	57	<1.0
	2/24/16	322	2.5	1.2	14.8	17.2	<5.0	<1.0
	5/9/2016 and WC-Dup1	11,200/9,300	112/79.5	58.0/36.0	706/593	873/727	858/704	<1.0/<1.0
	8/25/16	4,520	79.2	23.2	440	273.0	106	<5.0
	11/30/16	<100	<1.0	<1.0	<1.0	<2.0	<5.0	<1.0
	2/15/17	<100	<1.0	<1.0	<1.0	<2.0	<5.0	<1.0
	5/24/17	<100	<1.0	<1.0	<1.0	<2.0	<5.0	<1.0
	8/8/17	<100	<1.0	<1.0	<1.0	<2.0	<5.0	<1.0
11/29/17	<100	<1.0	<1.0	<1.0	<2.0	<5.0	<1.0	
2/7/18	<100	<1.0	<1.0	<1.0	<2.0	<5.0	<1.0	
ESMW-7	5/30/18	<100	<1.0	<1.0	<1.0	<2.0	<5.0	<1.0

Table 2
Groundwater Analytical Results (in µg/L)
Annual Groundwater Monitoring and Remediation System Status Report – 2021-2022
Whitney's Chevrolet, Inc.
123 West Pioneer Avenue, Montesano, Washington

Well ID	Date Collected	GRPH ^a	Benzene ^b	Toluene ^b	Ethyl-benzene ^b	Total Xylenes ^b	Naphthalene ^b	PCE ^b
ESMW-7	8/15/18	126	<1.0	<1.0	<1.0	5.5	7.1	<1.0
	2/21/19	<100	<1.0	<1.0	<1.0	<2.0	<5.0	<1.0
	8/21/19	<50	<1.0	<1.0	<1.0	<2.0	<1.0	<1.0
	2/12/20	<50 H	<1.0 H	<1.0 H	<1.0 H	<2.0 H	<1.0 H	<1.0 H
	11/12/20	<50	<1.0	<1.0	<1.0	<2.0	<1.0	<1.0
	2/10/21	<50	<1.0	<1.0	<1.0	<2.0	<1.0	<1.0
	8/17/21	<50.0	<0.440	<0.750	<0.400	<1.50	4.34	<0.400
	2/23/22	<50	<0.44	<0.75	<0.4	<1.50	<1.25	<0.4
8/24/2022	<50	<0.44	<0.75	<0.4	<1.5	<1.25	<0.4	
Monitoring Wells Associated With Tony's Short Stop Site, 326 South Main Street, Montesano, WA								
TSSMW-2	1/18/10	92,100	22,300	66,700	10,700	47,600	99	<4
TSSMW-4	1/18/10	LNAPL – 0.8 foot (0.96 inches)						
TSSMW-5	1/18/10	<100	<1	<1	<1	<2	<5	<1
TSSMW-6	1/18/10	<100	<1	<1	<1	<2	<5	4.4
TSSMW-7	1/18/10	107	2.3	<1	1.4	17	<5	2
	11/1/11	315	4.1	<1.0	3.2	3.3	14.2	1.2
	2/1/12	<100	<1.0	<1.0	<1.0	<2.0	<5.0	<1.0
	5/8/12	<100	<1.0	<1.0	<1.0	<2.0	<5.0	<1.0
	8/21/12	557	<1.0	<1.0	<1.0	45.7	12.7	1.0
	8/6/13	1,100	4.0	2.0	<1.0	61.3	24.7	<1.0
	11/12/13 and Dup-2	224/<100	<1.0/<1.0	<1.0/<1.0	1.3/<1.0	21/<2.0	30/<5.0	1.2/1.0
	2/18/14	<100	<1.0	<1.0	<1.0	<2.0	<5.0	<1.0
	5/19/14	<100	<1.0	<1.0	<1.0	<2.0	<5.0	<1.0
	8/12/14	740	6.5	3.0	<1.0	52.9	22.3	<1.0
	11/18/14	619	<1.0	<1.0	<1.0	<2.0	<5.0	1.0
	2/26/15	<100	<1.0	<1.0	<1.0	<2.0	<5.0	<1.0
	5/21/15	117	<1.0	<1.0	<1.0	<2.0	<5.0	<1.0
	8/4/15	225	1.6	1.1	3.2	36.8	16.6	<1.0
	11/25/15	117	<1.0	<1.0	<1.0	<2.0	5.8	<1.0
	2/23/16	<100	<1.0	<1.0	<1.0	<2.0	<5.0	<1.0
	5/9/16	<100	<1.0	<1.0	<1.0	<2.0	<5.0	<1.0
	8/25/16	228	2.4	1.3	<1.0	38.1	15.8	<1.0
	11/29/16	355	7.3	<1.0	<1.0	6.3	9.00	<1.0
	2/16/17	<100	<1.0	<1.0	<1.0	<2.0	<5.0	<1.0
	5/24/17	<100	<1.0	<1.0	<1.0	<2.0	<5.0	<1.0
	8/8/17	<100	<1.0	<1.0	<1.0	<2.0	<5.0	<1.0
	11/29/17	<100	<1.0	<1.0	<1.0	<2.0	<5.0	<1.0
	2/7/18	<100	<1.0	<1.0	<1.0	<2.0	<5.0	<1.0
	5/30/18	<100	<1.0	<1.0	<1.0	<2.0	<5.0	<1.0
	8/15/18	<100	<1.0	<1.0	<1.0	<2.0	<5.0	<1.0
	2/21/19	<100	<1.0	<1.0	<1.0	<2.0	<5.0	<1.0
	8/21/19	<50	<1.0	<1.0	<1.0	1.40	<1.0	<1.0
2/12/20	<50 H	<1.0 H	<1.0 H	<1.0 H	<2.0 H	<1.0 H	<1.0 H	
11/12/20	<50	<1.0	<1.0	<1.0	<2.0	<1.0	<1.0	
2/10/21	<50	<1.0	<1.0	<1.0	<2.0	<1.0	<1.0	
8/17/21	<50.0	<0.440	<0.750	<0.400	<1.50	<1.25	<0.400	
2/23/22	<50	<0.44	<0.75	<0.4	<1.50	<1.25	<0.4	
8/24/2022	<50	<0.44	<0.75	<0.4	<1.50	<1.25	<0.4	
TSSMW-8	1/18/10	125	1.4	<1	9.3	<2.0	<5	<1.0
	11/1/11	150	4.9	<1.0	2.1	<2.0	<5.0	<1.0
	2/1/12	<100	1.0	<1.0	<1.0	<2.0	5.5	<1.0
	5/8/12	<100	<1.0	<1.0	<1.0	<2.0	<5.0	<1.0
	8/21/12	<100	2.6	<1.0	<1.0	<2.0	<5.0	<1.0
TSSMW-9	1/18/10	1,700	173	82	97.5	1,190	96.9	<1.0
	11/1/11	1,310	69.8	45.4	244	616	116	<1.0
	2/1/12	1,130	25	8.7	34.2	173	27.3	<1.0
	5/8/12	930	11.9	2.7	7.4	43.2	40.7	<1.0
	8/21/12	7,000	59.3	22.7	91.9	306	65.1	<1.0
	8/5/13	Not accessible due to road construction						
	11/12/13 and Dup-1	4,050/3,240	71/66	34/31	189/174	398/362	108/113	<1.0/<1.0
	2/18/14	984	22.6	3.0	8.0	15.2	29.5	<1.0
	5/20/14	<100	27.8	4.9	16.1	19.3	120	<1.0
8/12/14	11,300	95.2	57	275	865	383	<1.0	
TSSMW-9	11/18/14 and Dup-1	7,430/8,150	75/80	72/73	235/211	959/967	60/152	<5.0/<5.0

Table 2
Groundwater Analytical Results (in µg/L)
Annual Groundwater Monitoring and Remediation System Status Report – 2021-2022
Whitney's Chevrolet, Inc.
123 West Pioneer Avenue, Montesano, Washington

Well ID	Date Collected	GRPH ^a	Benzene ^b	Toluene ^b	Ethyl-benzene ^b	Total Xylenes ^b	Naphthalene ^b	PCE ^b
TSSMW-9	2/26/15	3,250	88	31	142	214	133	<1.0
	5/22/15	2,940	36	11	78	115	49	<1.0
	8/4/15	6,880	72	54	392	985	195	<1.0
	11/25/15	5,520	50	44	202	700	82	<1.0
	2/24/16	202	<1.0	<1.0	<1.0	<2.0	7.9	<1.0
	5/9/16	242	14.2	1.0	2.0	3.2	16.0	<1.0
	8/26/16	150	7.1	2.6	9.3	9.3	30.0	<1.0
	11/29/16 and DUP-1	210/170	1.8/<1.0	<1.0/<1.0	<1.0/<1.0	26.6/18.4	<1.0/<1.0	<1.0/<1.0
	2/16/17	<100	<1.0	<1.0	<1.0	<2.0	<5.0	<1.0
	5/25/17	<100	<1.0	<1.0	<1.0	<2.0	<5.0	<1.0
	8/9/17	480	11.6	2.9	24.1	14.8	16.2	<1.0
	11/29/17	258	<1.0	<1.0	<1.0	<2.0	<5.0	<1.0
	2/8/18	<100	<1.0	<1.0	<1.0	<2.0	<5.0	<1.0
	5/31/18	<100	<1.0	<1.0	<1.0	<2.0	<5.0	<1.0
	8/16/18	<100	<1.0	<1.0	<1.0	<2.0	<5.0	<1.0
	12/7/18	<100	<1.0	<1.0	<1.0	<2.0	<5.0	<1.0
	2/22/19	<100	<1.0	<1.0	<1.0	<2.0	<5.0	<1.0
	6/6/19	<50	<1.0	<1.0	<1.0	<2.0	<5.0	<1.0
	8/22/19	<50	<1.0	<1.0	<1.0	<2.0	<1.0	<1.0
	11/27/19	<50	<1.0	<1.0	<1.0	1.33	1.48	<1.0
	2/13/20	<50 H	<1.0 H	<1.0 H	<1.0 H	<2.0 H	<1.0 H	<1.0 H
	5/21/20	<50	<1.0	<1.0	<1.0	<2.0	<1.0	<1.0
	11/12/20	<50	<1.0	<1.0	<1.0	<2.0	<1.0	<1.0
	2/11/21	<50	<1.0	<1.0	<1.0	<2.0	<1.0	<1.0
5/12/21	<50	<0.44	<0.75	0.402	1.52	<1.25	<0.4	
8/18/21	<50.0	<0.440	<0.750	<0.400	<1.50	1.90	<0.400	
11/4/21	<50.0	<0.440	<0.750	<0.400	<1.50	<1.25	<0.400	
2/23/22	<50	<0.44	<0.75	<0.4	<1.50	<1.25	<0.4	
5/18/22	<50 Q	<0.44	<0.75	<0.4	<1.50	<1.25	<0.4	
8/24/2022	<50	<0.44	<0.75	<0.4	<1.50	<1.25	<0.4	
TSSMW-12	11/1/11 and WC Dup2	<100/<100	<1.0/<1.0	<1.0/<1.0	<1.0/<1.0	<2.0/<2.0	<5.0/<5.0	<1.0/<1.0
	2/1/12	<100	<1.0	<1.0	<1.0	<2.0	<5.0	<1.0
	5/8/12	<100	<1.0	<1.0	<1.0	<2.0	<5.0	<1.0
	8/21/12	<100	<1.0	<1.0	<1.0	<2.0	<5.0	<1.0
Potentially Applicable Groundwater Cleanup Level^c		800 / 1,000^d	5	1,000	700	1,000	160	5

Notes:

All results presented in micrograms per liter (µg/L).

Bold Bold result exceeds the compound-specific laboratory reporting limit.

Shaded Shaded result exceeds the potentially applicable groundwater cleanup level.

< Compound was not detected at the laboratory sample quantitation limit shown.

a Analyzed by Ecology Method NWTPH-Gx.

b Analyzed by EPA Method 8260B or 8260C.

c Based on Model Toxics Control Act (MTCA) Method A Groundwater Cleanup Levels, WAC 173-340-900, Table 720-1.

d MTCA Method A Groundwater Cleanup Level for GRPH is 800 µg/L when benzene is present in the sample and 1,000 µg/L when benzene is not detected.

LNAPL Light non-aqueous phase liquid.

Compounds:

GRPH Gasoline-range petroleum hydrocarbons

PCE Tetrachloroethene

Qualifiers:

D Dilution was required.

E Reported result is an estimate because it exceeds the calibration range.

H Holding times for preparation or analysis exceeded.

I Internal standards were outside of established acceptance criteria. A duplicate analysis yielded the same result indicating a possible matrix effect.

J Analyte was positively identified. The reported result is an estimate.

Q Indicates an analyte with a continuing calibration that does not meet established acceptance criteria.

Table 3
Air Emission Analytical Results (in µg/L)
Annual Groundwater Monitoring and Remediation System Status Report – 2021-2022
Whitney's Chevrolet, Inc.
123 West Pioneer Avenue, Montesano, Washington

Sample ID	Date Collected	GRPH ^a	Benzene ^b	Toluene ^b	Ethyl-benzene ^b	Total Xylenes ^b	Naphthalene ^b	PCE ^b
INF1-0215	2/15/17	147	0.175	<0.1	<0.1	0.117	<0.1	0.192
EFF1-0215		<5.0	<0.1	<0.1	<0.1	<0.1	<0.1	<0.1
INF1A-0328	3/28/17	227	<0.1	<0.1	<0.1	<0.1	<0.1	<0.1
EFF1-0328		<5.0	<0.1	<0.1	<0.1	<0.1	<0.1	<0.1
INF1-0330	3/30/17	151	0.104	<0.1	<0.1	<0.1	<0.1	<0.1
EFF1-0330		<5.0	<0.1	<0.1	<0.1	<0.1	<0.1	<0.1
INF1-0403	4/3/17	477	<0.1	<0.1	<0.1	1.08	<0.1	<0.1
EFF1-0403		<5.0	<0.1	<0.1	<0.1	<0.1	<0.1	<0.1
INF1-0410	4/10/17	268	0.146	0.211	0.341	1.68	<0.1	<0.1
EFF1-0410		<5.0	<0.1	<0.1	<0.1	<0.1	<0.1	<0.1
INF1-0418	4/18/17	108	<0.1	0.283	0.158	0.998	<0.1	<0.1
EFF1-0418		<5.0	<0.1	<0.1	<0.1	<0.1	<0.1	<0.1
INF1-0428	4/28/17	319	<0.1	0.300	0.250	1.38	<0.1	<0.1
EFF1-0428		<5.0	<0.1	<0.1	<0.1	<0.1	<0.1	0.105
INF1-0503	5/3/17	129	<0.1	0.187	0.214	1.31	<0.1	<0.1
EFF1-0503		<5.0	<0.1	<0.1	<0.1	<0.1	<0.1	<0.1
INF1-0504	5/4/17	103	<0.1	0.152	0.147	1.04	<0.1	<0.1
EFF1-0504		<5.0	<0.1	<0.1	<0.1	<0.1	<0.1	<0.1
INF1-0508	5/8/17	294	<0.1	<0.1	0.224	0.960	<0.1	<0.1
EFF1-0508		<5.0	<0.1	<0.1	<0.1	<0.1	<0.1	<0.1
INF1-0515	5/15/17	176	<0.1	0.320	0.187	1.28	<0.1	<0.1
EFF1-0515		12.8	<0.1	<0.1	<0.1	<0.1	<0.1	<0.1
INF1-0522	5/22/17	183	<0.1	0.256	0.150	1.19	<0.1	<0.1
EFF1-0522		25.3	<0.1	<0.1	<0.1	<0.1	<0.1	<0.1
INF1-0714	7/14/17	268	<0.1	0.500	0.0183	1.830	<0.1	<0.1
EFF1-0714		6.83	<0.1	<0.1	<0.1	<0.1	<0.1	<0.1
INF1-0806	8/6/17	261	0.218	0.929	0.429	2.991	<0.1	<0.1
EFF1-0806		<5.0	<0.1	<0.1	<0.1	<0.1	<0.1	<0.1
INF1-0919	9/19/17	201	<0.1	0.450	0.281	2.151	<0.1	<0.1
EFF1-0919		12.8	<0.1	<0.1	<0.1	<0.1	<0.1	<0.1
INF1-1025	10/25/17	132	<0.1	<0.1	<0.1	0.521	<0.1	<0.1
EFF1-1025		41.9	<0.1	<0.1	<0.1	<0.1	<0.1	<0.1
INF1-1127	11/27/17	<5.0	<0.1	<0.1	<0.1	<0.1	<0.1	<0.1
EFF1-1127		24.4	<0.1	<0.1	<0.1	<0.1	<0.1	<0.1
INF1-1220	12/20/17	<5.0	<0.1	<0.1	<0.1	<0.1	<0.1	<0.1
EFF1-1220		16.6	<0.1	<0.1	<0.1	<0.1	<0.1	<0.1
INF1-0117	1/17/18	1.66	<0.1	<0.1	<0.1	<0.1	<0.1	<0.1
EFF1-0117		51.0	0.479	<0.1	<0.1	<0.1	<0.1	<0.1
INF-0205	2/5/18	<5.0	<0.1	<0.1	<0.1	<0.1	<0.1	<0.1
INF-0314	3/14/18	<5.0	<0.1	<0.1	<0.1	<0.1	<0.1	<0.1
INF-0426	4/26/18	<5.0	<0.1	<0.1	<0.1	<0.1	<0.1	<0.1
INF-0524	5/24/18	12.0	<0.1	<0.1	<0.1	<0.1	<0.1	<0.1
INF-0615	6/15/18	27.7 H	<0.1	<0.1 H	<0.1	<0.1	<0.1	<0.1
INF-0713	7/13/18	39.4	<0.1	<0.1	<0.1	0.331	0.160	<0.1
INF-0813	8/13/18	49.2	<0.1	<0.1	<0.1	0.105	<0.1	<0.1
INF-0928	9/28/18	14.1	<0.1	<0.1	<0.1	0.111	<0.1	<0.1
INF-1023	10/23/18	47.4	<0.1	<0.1	<0.1	<0.1	<0.1	<0.1
INF-1204	12/4/18	5.1	<0.1	<0.1	<0.1	<0.1	<0.1	<0.1
INF-0111	1/11/19	<5.0	<0.1	<0.1	<0.1	<0.1	<0.1	<0.1
INF-0222	2/22/19	<5.0	<0.1	<0.1	<0.1	<0.1	<0.1	<0.1
INF-0329	3/29/19	<5.0	<0.1	<0.1	<0.1	<0.1	<0.1	<0.1
INF-0426	4/26/19	<5.0	<0.1	<0.1	<0.1	<0.1	<0.1	<0.1
INF-0603	6/3/19	<5.0	<0.1	<0.1	<0.1	<0.1	<0.1	<0.1
INF-0711	7/11/19	54.7	<0.1	<0.1	<0.1	0.164	<0.1	<0.1
INF-0819	8/19/19	49.7 H	<0.1	<0.1	<0.1	<0.1	<0.1	<0.1
INF-0919	9/19/19	37.1	<0.1	<0.1	0.110	0.318	<0.1	<0.1
INF-1018	10/18/19	26.8	<0.1	<0.1	<0.1	0.146	<0.1	<0.1
INF-1122	11/22/19	27.2	<0.1	<0.1	<0.1	<0.1	<0.1	<0.1
INF-1220	12/20/19	10.3	<0.1	<0.1	<0.1	<0.1	<0.1	<0.1
INF-0120	1/17/20	<5.0	<0.1	<0.1	<0.1	<0.1	<0.1	<0.1
INF-0213 ^c	2/13/20	2.05	0.002	0.0048	<0.002	0.0060	0.0008	0.00726
INF-0320 ^c	3/20/20	2.31	0.00256	0.00638	<0.002	0.00916	0.00171	0.00321
INF-0423	4/23/20	7.71	<0.1	<0.1	<0.1	<0.1	<0.1	<0.1
INF-0518	5/18/20	15.9	<0.1	<0.1	<0.1	<0.1	<0.1	<0.1
INF-0618	6/18/20	<5.0	<0.1	<0.1	<0.1	<0.1	<0.1	<0.1
INF-0716	7/16/20	5.69	<0.1	<0.1	<0.1	<0.1	<0.1	<0.1
INF-1109	11/9/20	<5.0	<0.1	<0.1	<0.1	<0.1	<0.1	<0.1
INF-1215	12/15/20	<5.0	<0.1	<0.1	<0.1	<0.1	<0.1	<0.1
INF-0113	1/13/21	<5.0	<0.1	<0.1	<0.1	<0.1	<0.1	<0.1
INF-0208	2/8/21	<5.0	<0.1	<0.1	<0.1	<0.1	<0.1	<0.1
INF-0317	3/17/21	<5.0	<0.1	<0.1	<0.1	<0.1	<0.1	<0.1
INF-0414	4/14/21	<5.0	<0.0440	<0.0750	<0.0400	<0.1500	<0.125	<0.0400
INF-0510	5/10/21	<5.0	<0.0440	<0.0750	<0.0400	<0.1500	<0.125	<0.0400
INF-0616	6/16/21	2.10	0.00133	0.00475	<0.0174	<0.02174	0.00356	0.00387
INF-0804	8/4/21	<5.0	<0.0440	<0.0750	<0.0400	<0.1500	<0.125	<0.0400

Table 3
Air Emission Analytical Results (in µg/L)
Annual Groundwater Monitoring and Remediation System Status Report – 2021-2022
Whitney's Chevrolet, Inc.
123 West Pioneer Avenue, Montesano, Washington

Sample ID	Date Collected	GRPH ^a	Benzene ^b	Toluene ^b	Ethyl-benzene ^b	Total Xylenes ^b	Naphthalene ^b	PCE ^b
INF-0929	9/29/21	34.5	<0.0440	<0.0750	0.043	0.2555	<0.125	0.0473
INF-102221	10/22/21	13.6	<0.0440	<0.0750	<0.0400	<0.1500	<0.125	<0.100
INF-1102	11/2/21	<5.0	<0.0440	<0.0750	<0.0400	<0.1500	<0.125	<0.0400
INF-1207	12/7/21	<5.0	<0.0440	<0.0750	<0.0400	<0.1500	<0.125	<0.0400
INF-0105	1/5/22	<5.0	<0.0440	<0.0750	<0.0400	0.1150	<0.125	<0.0400
INF-0221	2/21/22	<5.0	<0.0440	<0.0750	<0.0400	<0.1500	<0.125	<0.0400
INF-0322	3/22/22	8.85	<0.0440	<0.0750	<0.0400	<0.1500	<0.125 Q	<0.0400
INF-0412	4/12/22	<5.0	<0.0440	<0.0750	<0.0400	<0.1500	<0.125	<0.0400
INF-0513	5/13/22	6.17 H	<0.0440	<0.0750	<0.0400	<0.1500	<0.125 Q	<0.0400
INF-0628	6/28/22	<5.0	<0.0440	<0.0750	<0.0400	<0.1500	<0.125	<0.0400
INF-0728	7/28/22	13.8	<0.0440	<0.0750	<0.0400	<0.1500	<0.125	<0.0400
INF-0822	8/22/22	<5.0	<0.0440	<0.0750	<0.0400	<0.1500	<0.125	<0.0400

Notes:

All results presented in micrograms per liter (µg/L).

- Bold** Bold result exceeds the compound-specific laboratory reporting limit.
- < Compound was not detected at the laboratory sample quantitation limit shown.
- a Analyzed by Ecology Method NWTPH-Gx.
- b Analyzed by EPA Method 8260C.

Compounds:

- GRPH Gasoline-range petroleum hydrocarbons
- PCE Tetrachloroethene

Qualifier:

- H Holding times for preparation or analysis exceeded.

Table 4
System Mass Removal and Destruction Efficiency
Annual Groundwater Monitoring and Remediation System Status Report – 2021-2022
Whitney's Chevrolet, Inc.
123 West Pioneer Avenue West, Montesano, Washington

Date	Field Inputs				Mass Removal			Vapor Control Efficiency			Vapor Control Efficiency PID Screening			
	SVE Run Time Since Last Event ^a (days)	System Flow Rate to Carbon ^b (scfm)	Influent GRPH Conc. to Carbon ^c (µg/L)	Effluent GRPH Conc. ^d (µg/L)	GRPH Removal Rate ^e (lbs/day)	GRPH Removed During Period ^f (lbs)	Cumulative GRPH Removed ^g (lbs)	Mass Flow Rate In (lbs/day)	Mass Flow Rate Out (lbs/day)	Carbon Adsorption Control Efficiency ^h (%)	Inf-Carbon PID Reading (ppm)	Mid-Carbon PID Reading (ppm)	Post-Carbon PID Reading (ppm)	Carbon Adsorption Control Efficiency (%)
02/15/17	1.07	111	147	<5.0	1.5	1.6	1.6	0.0	0.0	100.0	NM	NM	NM	NM
03/27/17	0.20	154	147	<5.0	2.0	0.4	2.0	2.0	0.0	100.0	NM	NM	NM	NM
03/28/17	1.10	112	227	<5.0	2.3	2.5	4.5	2.3	0.0	100.0	58.8	NM	0.0	100.0%
03/30/17	1.80	133	151	<5.0	1.8	3.2	7.7	1.8	0.0	100.0	37.9	NM	11.3	70.2%
04/03/17	1.20	192	477	<5.0	8.2	9.9	17.6	8.2	0.0	100.0	89.1	NM	1.2	98.7%
04/10/17	7.00	123	268	<5.0	3.0	20.7	38.3	3.0	0.0	100.0	38.0	NM	0.7	98.2%
04/18/17	8.00	164	108	<5.0	1.6	12.7	51.0	1.6	0.0	100.0	26.5	NM	2.6	90.2%
04/24/17	5.90	198	319	<5.0	5.7	33.5	84.5	5.7	0.0	100.0	49.7	NM	0.0	100.0%
05/03/17	9.20	208	129	<5.0	2.4	22.2	106.6	2.4	0.0	100.0	28.4	NM	1.0	96.5%
05/04/17	0.10	161	103	<5.0	1.5	0.1	106.8	1.5	0.0	100.0	24.4	NM	0.0	100.0%
05/08/17	4.00	212	294	<5.0	5.6	22.4	129.2	5.6	0.0	100.0	61.8	NM	0.0	100.0%
05/15/17	7.00	165	176	12.8	2.6	18.2	147.4	2.6	0.2	92.7	71.9	NM	10.1	86.0%
05/22/17	6.10	185	183	25.3	3.0	18.5	165.9	3.0	0.4	86.2	99.7	13.1	6.0	94.0%
07/14/17	14.80	201	268	6.830	4.8	71.6	237.5	4.8	0.1	97.5	53	NM	0	100.0%
08/06/17	23.10	200	261	<5.0	4.7	108.2	345.7	4.7	0.0	100.0	45	NM	5.0	88.9%
09/19/17	42.10	201	201	12.8	3.6	152.7	498.4	3.6	0.2	93.6	142.1	NM	3.8	97.3%
10/25/17	35.88	193	132	41.9	2.3	82.0	580.5	2.3	0.7	68.3	5.0	NM	2.0	60.0%
11/27/17	38.92	184	2.5 ⁱ	24.4	0.04	1.6	582.1	0.0	0.0	---	2.5	NM	4.3	---
12/20/17	21.00	180	2.5 ⁱ	16.6	0.04	0.8	582.9	0.0	0.3	---	5.0	NM	2.0	---
01/17/18	27.90	184	1.66	51.0	0.03	0.8	583.7	0.0	0.8	---	5.0	NM	2.0	---
02/05/18	19.00	173	2.5 ⁱ	NM	0.04	0.7	584.4	0.0	0.0	---	2.5	NM	4.3	---
03/14/18	33.88	160	2.5 ⁱ	NM	0.04	1.2	585.6	0.04	0.0	---	6.4	NM	NM	---
04/26/18	42.95	160	2.5 ⁱ	NM	0.04	1.5	587.2	0.04	0.0	---	52.2	NM	NM	---
05/24/18	28.05	155	12.0	NM	0.17	4.7	591.9	0.17	0.0	---	15.8	NM	NM	---
06/15/18	14.98	150	27.7	NM	0.37	5.6	597.5	0.37	0.0	---	62.8	NM	NM	---
07/13/18	27.99	224	39.40	NM	0.79	22.2	619.6	0.79	0.0	---	54.6	NM	NM	---
08/13/18	31.00	221	49.20	NM	0.98	30.3	649.9	0.98	0.0	---	328.9	NM	NM	---
09/28/18	42.80	221	57.50	NM	1.14	48.8	698.7	1.14	0.0	---	10.1	NM	NM	---
10/23/18	25.03	219	47.40	NM	0.93	23.3	722.0	0.93	0.0	---	2.6	NM	NM	---
12/04/18	42.05	200	5.10	NM	0.09	3.8	725.9	0.09	0.0	---	2.8	NM	NM	---
01/11/19	34.95	165	2.5 ⁱ	NM	0.04	1.3	727.2	0.04	0.0	---	0.3	NM	NM	---
02/22/19	29.05	200	2.5 ⁱ	NM	0.04	1.3	728.5	0.04	0.0	---	0.3	NM	NM	---
03/29/19	35.02	150	2.5 ⁱ	NM	0.03	1.2	729.7	0.03	0.0	---	0.4	NM	NM	---
04/26/19	28.11	144	2.5 ⁱ	NM	0.03	0.9	730.6	0.03	0.0	---	1.1	NM	NM	---
06/03/19	28.05	132	2.5 ⁱ	NM	0.03	0.8	731.4	0.03	0.0	---	1.0	NM	NM	---
07/11/19	30.24	125	54.7	NM	0.61	18.6	750.0	0.61	0.0	---	11.9	NM	NM	---
08/19/19	29.11	143	49.7	NM	0.64	18.6	768.5	0.64	0.0	---	16.4	NM	NM	---
09/19/19	28.07	141	37.1	NM	0.47	13.2	781.7	0.47	0.0	---	74.9	NM	NM	---
10/18/19	29.08	141	26.8	NM	0.34	9.9	791.6	0.34	0.0	---	33.5	NM	NM	---
11/22/19	29.00	173	27.2	NM	0.42	12.2	803.8	0.42	0.0	---	21.9	NM	NM	---
12/20/19	29.08	132	10.3	NM	0.12	3.5	807.4	0.12	0.0	---	6.6	NM	NM	---
01/17/20	28.03	131	2.5 ⁱ	NM	0.03	0.8	808.2	0.03	0.0	---	NM	NM	NM	---
02/13/20	24.04	144	2.05	NM	0.03	0.6	808.8	0.03	0.0	---	0.9	NM	NM	---
03/20/20	35.94	135	2.31	NM	0.03	1.0	809.8	0.03	0.0	---	3.9	NM	NM	---
04/23/20	35.95	125	7.71	NM	0.09	3.1	812.9	0.09	0.0	---	2.1	NM	NM	---
05/18/20	22.10	151	15.90	NM	0.22	4.8	817.7	0.22	0.0	---	12.2	NM	NM	---
06/18/20	8.89	131	2.5 ⁱ	NM	0.03	0.3	818.0	0.03	0.0	---	22.1	NM	NM	---
07/16/20	28.04	136	5.7	NM	0.07	2.0	819.9	0.07	0.0	---	0.8	NM	NM	---
11/09/20	94.54	125	2.5 ⁱ	NM	0.03	2.7	822.6	0.03	0.0	---	1.6	NM	NM	---

Table 4
System Mass Removal and Destruction Efficiency
Annual Groundwater Monitoring and Remediation System Status Report – 2021-2022
Whitney's Chevrolet, Inc.
123 West Pioneer Avenue West, Montesano, Washington

Date	Field Inputs				Mass Removal			Vapor Control Efficiency			Vapor Control Efficiency PID Screening			
	SVE Run Time Since Last Event ^a (days)	System Flow Rate to Carbon ^b (scfm)	Influent GRPH Conc. to Carbon ^c (µg/L)	Effluent GRPH Conc. ^d (µg/L)	GRPH Removal Rate ^e (lbs/day)	GRPH Removed During Period ^f (lbs)	Cumulative GRPH Removed ^g (lbs)	Mass Flow Rate In (lbs/day)	Mass Flow Rate Out (lbs/day)	Carbon Adsorption Control Efficiency ^h (%)	Inf-Carbon PID Reading (ppm)	Mid-Carbon PID Reading (ppm)	Post-Carbon PID Reading (ppm)	Carbon Adsorption Control Efficiency (%)
12/15/20	36.00	118	2.5 ⁱ	NM	0.03	1.0	823.5	0.03	0.0	---	0.6	NM	NM	---
01/13/21	29.00	118	2.5 ⁱ	NM	0.03	0.8	824.3	0.03	0.0	---	2.8	NM	NM	---
02/08/21	26.00	119	2.5 ⁱ	NM	0.03	0.7	825.0	0.03	0.0	---	0.3	NM	NM	---
03/17/21	37.00	119	2.5 ⁱ	NM	0.03	1.0	826.0	0.03	0.0	---	0.5	NM	NM	---
04/14/21	28.00	176	2.5 ⁱ	NM	0.04	1.1	827.1	0.04	0.0	---	0.4	NM	NM	---
05/10/21	26.00	169	2.5 ⁱ	NM	0.04	1.0	828.1	0.04	0.0	---	0.6	NM	NM	---
06/16/21	37.00	135	2.10	NM	0.03	0.9	829.0	0.03	0.0	---	NM	NM	NM	---
08/04/21	40.00	168	2.5 ⁱ	NM	0.04	1.5	830.5	0.04	0.0	---	8.4	NM	NM	---
09/29/21	52.70	211	34.5	NM	0.64	33.8	864.3	0.64	0.0	---	0.4	NM	NM	---
10/22/21	23.00	207	13.6	NM	0.25	5.8	870.1	0.25	0.0	--	0.9	NM	NM	--
11/02/21	8.80	205	2.5 ⁱ	NM	0.05	0.4	870.5	0.05	0.0	---	0.4	NM	NM	---
12/07/21	13.20	179	2.5 ⁱ	NM	0.04	0.5	871.0	0.04	0.0	---	0.1	NM	NM	---
01/05/22	22.60	144	2.5 ⁱ	NM	0.03	0.7	871.8	0.03	0.0	---	0.0	NM	NM	--
02/21/22	46.90	134	2.5 ⁱ	NM	0.03	1.4	873.2	0.03	0.0	--	0.0	NM	NM	---
03/22/22	29.00	129	8.85	NM	0.03	0.8	874.0	0.03	0.0	--	0.2	NM	NM	---
04/12/22	21.00	137	2.5 ⁱ	NM	0.03	0.6	874.7	0.03	0.0	--	0.5	NM	NM	---
05/13/22	34.00	129	6.17	NM	0.03	1.0	875.7	0.03	0.0	--	0.2	NM	NM	---
06/28/22	43.00	129	2.5 ⁱ	NM	0.03	1.2	876.9	0.03	0.0	--	0.2	NM	NM	---
07/28/22	30.00	128	13.8	NM	0.03	0.9	877.8	0.03	0.0	--	8.8	NM	NM	---
08/22/22	25.00	128	2.5 ⁱ	NM	0.03	0.7	878.5	0.03	0.0	--	1.1	NM	NM	---

Notes:

- < Concentration is less than the laboratory's method detection limit.
- Indicates sample was not analyzed for this analyte.
- a Days of SVE operation since last visit.
- b Collected from SVE-TOT location, post dilution.
- c Collected from AIR-INF location, post dilution.
- d Collected from AIR-EFF location, effluent carbon.
- e Calculated as: Removal rate (lbs/day) = [(flow rate(scfm)*1440 (min/day))*[28.3(L/Ft3)*Inf. Conc (µg/L)]/454,000,000 µg/lb
- f Calculated as: [GRPH Removal Rate (lbs/day) * Time Since Last Event (days)]
- g Calculated as: [Cumulative GRPH Removed (lbs) + GRPH Removed During Period (lbs)]
- h Calculated as: [(Mass flow rate In - Mass Flow rate Out)/(Mass flow rate in)] * 100

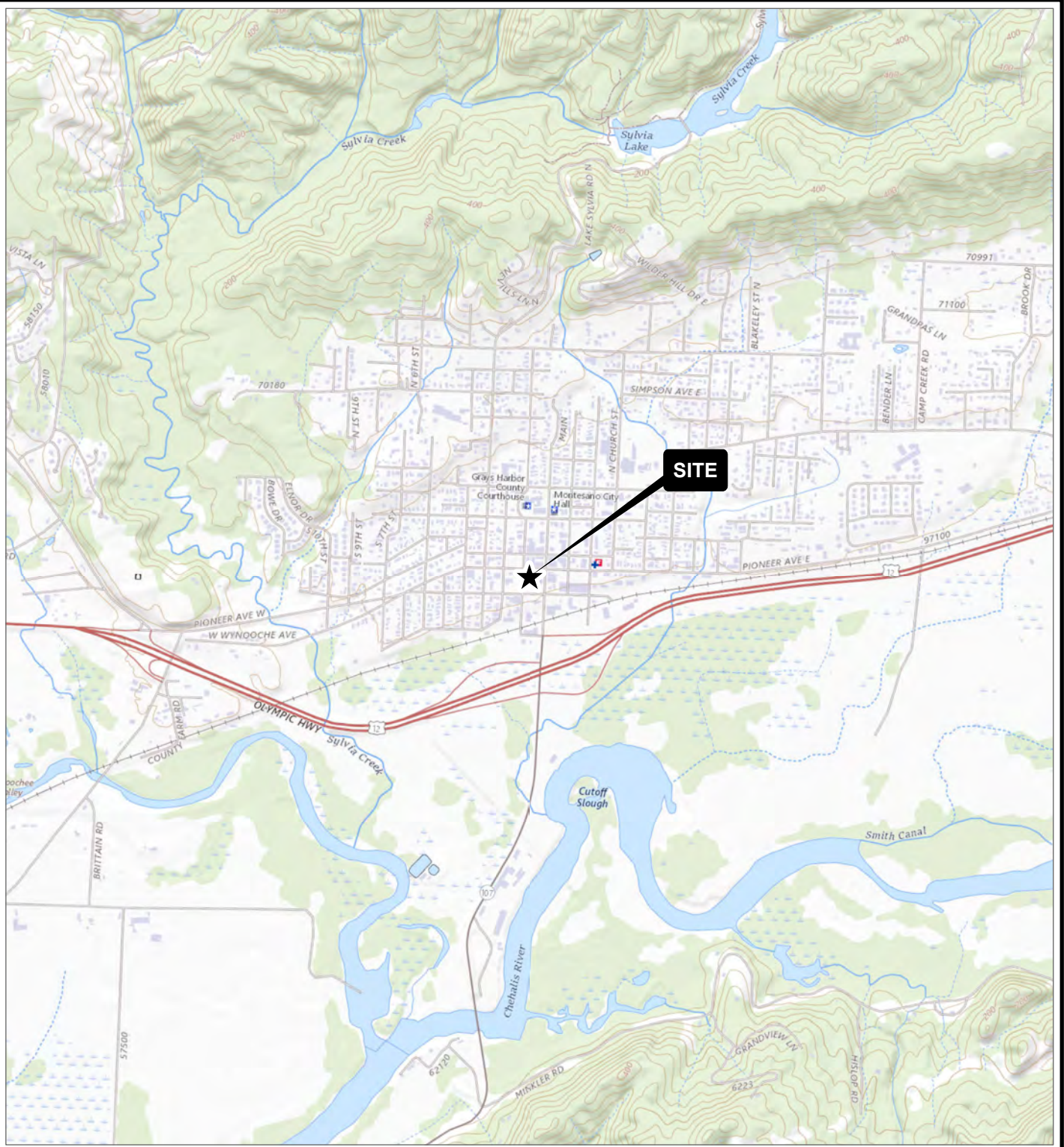
- scfm Standard cubic feet per minute.
- GRPH Gasoline-range petroleum hydrocarbons.
- µg/L Micrograms per liter.
- lbs Pounds.
- % Percent.
- ppm Parts per million.
- PID Photoionization detector.
- NM Not measured.

Qualifiers:

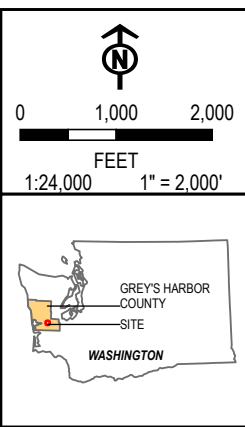
- i GRPH was not identified in the influent sample at concentrations above the sample quantitation limit during this O&M event. A proxy value of half the sample quantitation limit was used to estimate mass removal.
- j Not analyzed due to laboratory equipment availability. A proxy value of half the sample quantitation limit was used to estimate mass removal.


Figures

COORDINATE SYSTEM: NAD 1983 2011 STATEPLANE WASHINGTON SOUTH FIPS 4602 FT US; MAP ROTATION: 0
 -- SAVED BY: SRAY ON 11/17/2022, 13:14:04 PM; FILE PATH: T:\WHITNEY_CHEVROLET\WHITNEY_CHEVROLET015347_WHITNEYCHEVROLET.MONTESANO\WA12-APPR\ANNUAL_GROUNDWATER_MONITORING_AND_REMEDIATION_SYSTEM_STATUS_REPORT_FOR_2021-2022.APRX; LAYOUT NAME: FIG 1 - GWM

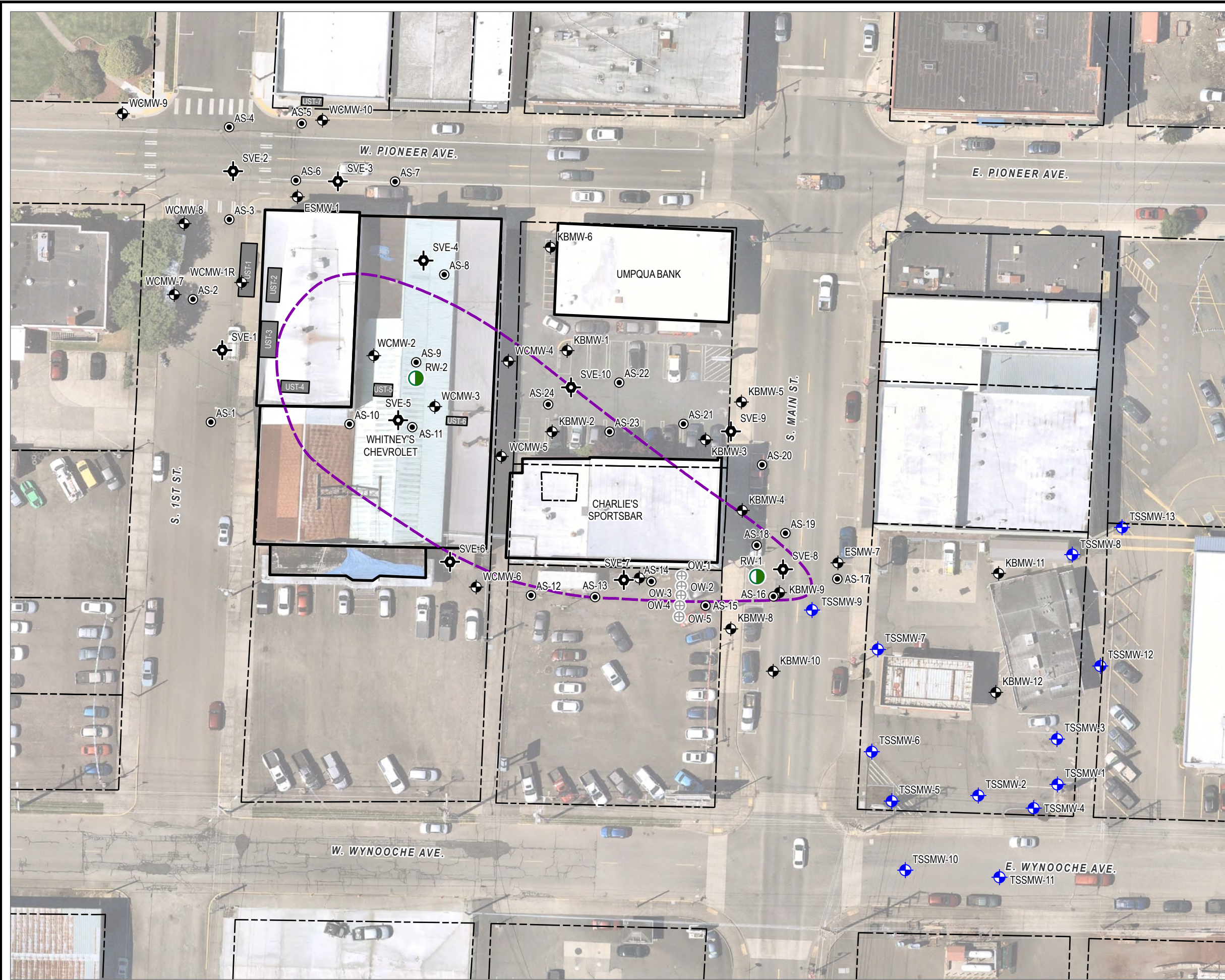


BASE MAP: USGS COLOR ORTHO IMAGERY
 DATA SOURCES: TRC



PROJECT:		WHITNEY'S CHEVROLET 123 WEST PIONEER AVENUE MONTESANO, WASHINGTON	
TITLE:		GENERAL VICINITY MAP ANNUAL GROUNDWATER MONITORING AND REMEDIATION SYSTEM STATUS REPORT FOR 2021-2022	
DRAWN BY:	S. RAY	PROJ. NO.:	015347.0021.0000
CHECKED BY:	M. ESPARRA	FIGURE 1	
APPROVED BY:	M. ESPARRA		
DATE:	NOVEMBER 2022	 1180 NW MAPLE STREET, SUITE 310 ISSAQUAH, WA 98027 PHONE: 425.395.0010	
FILE: ANNUAL GROUNDWATER MONITORING AND REMEDIATION SYSTEM STATUS REPORT FOR 2021-2022			

Coordinate System: NAD 1983 StatePlane Washington South FIPS 4602 Feet; Map Rotation: 0
 - Saved By: S.RAY on 11/17/2022, 13:14:04 PM; File Path: T:\Whitney_Chevrolet\Whitney_Chevrolet\015347_WhitneyChevrolet_Montesano\12-APRX\Annual Groundwater Monitoring and Remediation System Status Report for 2021-2022.aprx; Layout Name: Fig 2 - Site Rep



- AIR SPARGE WELL
- ⊕ PILOT TESTING OBSERVATION WELL (NOT MONITORED)
- RECOVERY WELL
- ⊕ SOIL VAPOR EXTRACTION WELL
- ⊕ GROUNDWATER MONITORING WELL ASSOCIATED WITH TONY'S SHORT STOP SITE
- ⊕ GROUNDWATER MONITORING WELL ASSOCIATED WITH WHITNEY'S CHEVROLET SITE
- - - APPROXIMATE PARCEL BOUNDARY
- - - APPROXIMATE SITE BOUNDARY
- ▭ BUILDING OUTLINE
- FORMER UNDERGROUND STORAGE TANK LOCATION

BASE MAP: NEARMAP (2021).
 DATA SOURCES: TRC, GRAYS HARBOR (2021).



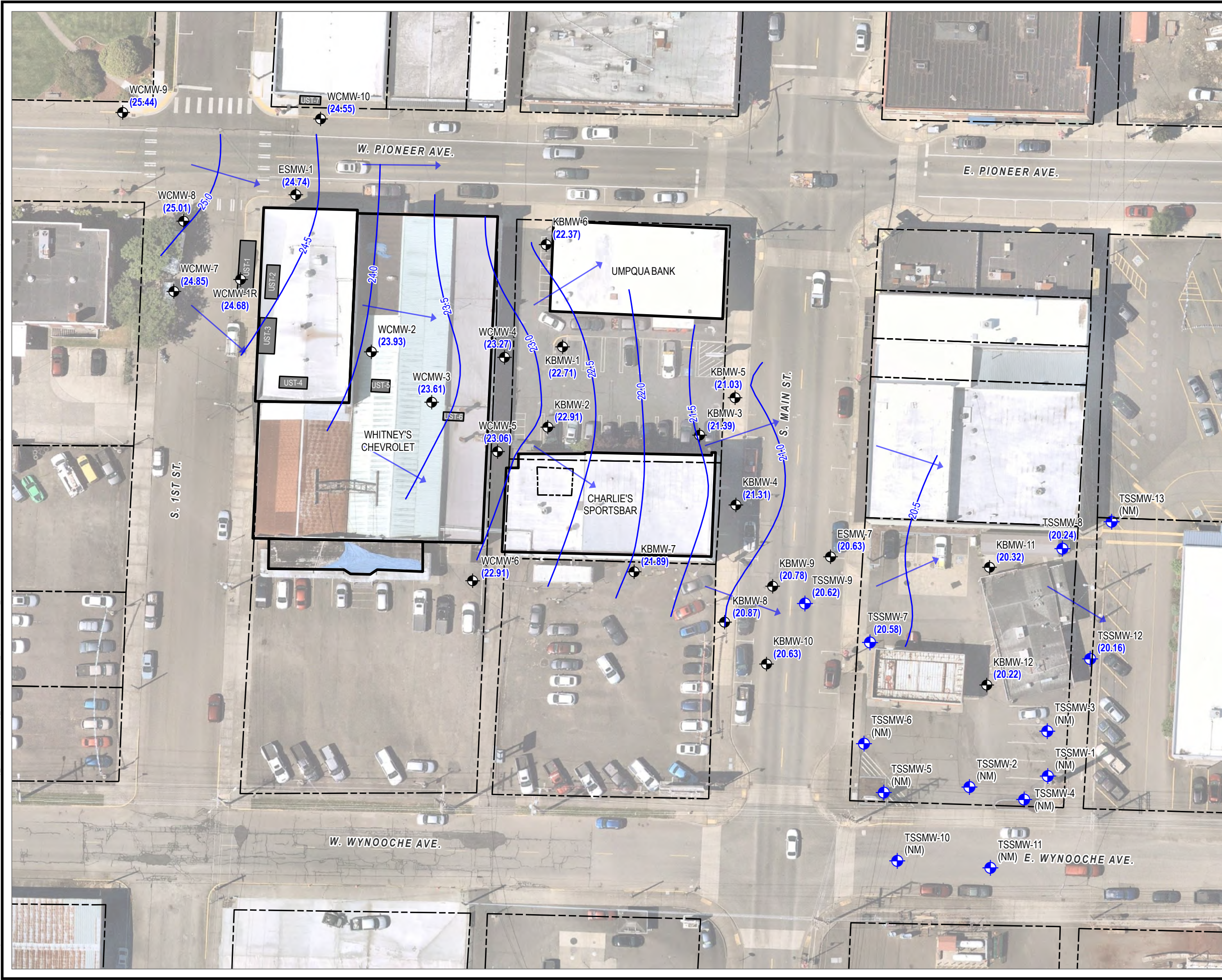
1:600
 1" = 50'
 0 50 100 FEET

PROJECT:		WHITNEY'S CHEVROLET 123 WEST PIONEER AVENUE MONTESANO, WASHINGTON	
TITLE: SITE REPRESENTATION WITH SITE BOUNDARY AND MONITORING WELL LOCATIONS ANNUAL GROUNDWATER MONITORING AND REMEDIATION SYSTEM STATUS REPORT FOR 2021-2022			
DRAWN BY:	S. RAY	PROJ. NO.:	015347.0021.0000
CHECKED BY:	M. ESPARRA	FIGURE 2	
APPROVED BY:	M. ESPARRA		
DATE:	NOVEMBER 2022		

 1180 NW MAPLE STREET, SUITE 310
 ISSAQUAH, WA 98027
 PHONE: 425.395.0010

FIL\Annual Groundwater Monitoring and Remediation System Status Report for 2021-2022.aprx

Coordinate System: NAD 1983 StatePlane Washington South FIPS 4602 Feet; Map Rotation: 0
 - Saved By: S.RAY on 11/17/2022, 13:14:04 PM; File Path: T:\Whitney_Chevrolet\Whitney_Chevrolet\015347_Whitney_Chevrolet\Annual Groundwater Monitoring and Remediation System Status Report for 2021-2022.aprx; Layout Name: Fig 3 - GW Contours



- GROUNDWATER MONITORING WELL ASSOCIATED WITH TONY'S SHORT STOP SITE
- GROUNDWATER MONITORING WELL ASSOCIATED WITH WHITNEY'S CHEVROLET SITE
- ESTIMATED GROUNDWATER FLOW DIRECTION
- GROUNDWATER ELEVATION CONTOUR WITH ELEVATION IN FEET (0.5-FOOT INTERVAL)
- APPROXIMATE PARCEL BOUNDARY
- BUILDING OUTLINE
- FORMER UNDERGROUND STORAGE TANK LOCATION

NOTES:
 (20.24) = GROUNDWATER ELEVATION IN FEET, MEASURED IN AUGUST 2022.
 (NM) = GROUNDWATER ELEVATION NOT MEASURED DURING THIS EVENT.

BASE MAP: NEARMAP (2021).
 DATA SOURCES: TRC, GRAYS HARBOR (2021).



1:600
 1" = 50'
 0 50 100 FEET

PROJECT:		WHITNEY'S CHEVROLET 123 WEST PIONEER AVENUE MONTESANO, WASHINGTON	
TITLE: SITE REPRESENTATION WITH WATER TABLE PIEZOMETRIC CONTOURS FOR AUGUST 2022 ANNUAL GROUNDWATER MONITORING AND REMEDIATION SYSTEM STATUS REPORT FOR 2021-2022			
DRAWN BY:	S. RAY	PROJ. NO.:	015347.0021.0000
CHECKED BY:	M. ESPARRA	FIGURE 3	
APPROVED BY:	M. ESPARRA		
DATE:	NOVEMBER 2022		

TRC 1180 NW MAPLE STREET, SUITE 310
 ISSAQUAH, WA 98027
 PHONE: 425.395.0010

Coordinate System: NAD 1983 StatePlane Washington South FIPS 4602 Feet; Map Rotation: 0
 - Saved By: S.RAY on 11/17/2022, 13:14:04 PM; File Path: T:\Whitney_Chevrolet\Whitney_Chevrolet\015347_WhitneyChevrolet_Montesano\12-APRX\Annual Groundwater Monitoring and Remediation System Status Report for 2021-2022.aprx; Layout Name: Fig 4 - GRPH Isoconcentration



- AIR SPARGE WELL
- GROUNDWATER MONITORING WELL ASSOCIATED WITH TONY'S SHORT STOP SITE
- ⊕ GROUNDWATER MONITORING WELL ASSOCIATED WITH WHITNEY'S CHEVROLET SITE
- GROUNDWATER SAMPLE CONTAINING GASOLINE-RANGE PETROLEUM HYDROCARBONS (GRPH) CONCENTRATION GREATER THAN CLEANUP LEVEL OF 800 µg/L
- RECOVERY WELL
- ⊕ SOIL VAPOR EXTRACTION WELL
- ~ GRPH CONCENTRATION (µg/L) - DASHED WHERE INFERRED, QUERIED WHERE UNCERTAIN
- ▭ APPROXIMATE PARCEL BOUNDARY
- ▭ BUILDING OUTLINE
- ▭ FORMER UNDERGROUND STORAGE TANK LOCATION

NOTES:
 (2,730) = GRPH CONCENTRATION IN GROUNDWATER IN MICROGRAMS PER LITER µg/L, AUGUST 2022.
 (<50) = GRPH RESULT IS LESS THAN THE LABORATORY SAMPLE QUANTITATION SHOWN.
 (NS) = NOT SCHEDULED FOR SAMPLING DURING THIS EVENT.

BASE MAP: NEARMAP (2021).
 DATA SOURCES: TRC, GRAYS HARBOR (2021).



1:600
 1" = 50'
 0 50 100 FEET

PROJECT:		WHITNEY'S CHEVROLET 123 WEST PIONEER AVENUE MONTESANO, WASHINGTON	
TITLE: GRPH ISOCONCENTRATION CONTOURS, AUGUST 2022 ANNUAL GROUNDWATER MONITORING AND REMEDIATION SYSTEM STATUS REPORT FOR 2021-2022			
DRAWN BY:	S. RAY	PROJ. NO.:	015347.0021.0000
CHECKED BY:	M. ESPARRA	FIGURE 4	
APPROVED BY:	M. ESPARRA		
DATE:	NOVEMBER 2022		

 1180 NW MAPLE STREET, SUITE 310
 ISSAQUAH, WA 98027
 PHONE: 425.395.0010

F:\Annual Groundwater Monitoring and Remediation System Status Report for 2021-2022.aprx

Coordinate System: NAD 1983 StatePlane Washington South FIPS 4602 Feet; Map Rotation: 0
 - Saved By: SRAY on 11/17/2022, 13:14:04 PM; File Path: T:\Whitney_Chevrolet\Whitney_Chevrolet\015347_WhitneyChevrolet_Montesano\012-APRX\Annual Groundwater Monitoring and Remediation System Status Report for 2021-2022.aprx; Layout Name: Fig 5 - Benzene Isoconcentration



- AIR SPARGE WELL
- ⊕ GROUNDWATER MONITORING WELL ASSOCIATED WITH TONY'S SHORT STOP SITE
- ⊕ GROUNDWATER MONITORING WELL ASSOCIATED WITH WHITNEY'S CHEVROLET SITE
- RECOVERY WELL
- ⊕ SOIL VAPOR EXTRACTION WELL
- - - APPROXIMATE PARCEL BOUNDARY
- ▭ BUILDING OUTLINE
- FORMER UNDERGROUND STORAGE TANK LOCATION

NOTES:
 (1.25) = BENZENE CONCENTRATION IN GROUNDWATER IN MICROGRAMS PER LITER $\mu\text{g/L}$, AUGUST 2022.
 (<0.44) = BENZENE RESULT IS LESS THAN THE LABORATORY SAMPLE QUANTITATION SHOWN.
 (NS) = NOT SCHEDULED FOR SAMPLING DURING THIS EVENT.

BASE MAP: NEARMAP (2021).
 DATA SOURCES: TRC, GRAYS HARBOR (2021).



1:600
 1" = 50'
 0 50 100 FEET

PROJECT:	WHITNEY'S CHEVROLET 123 WEST PIONEER AVENUE MONTESANO, WASHINGTON	
TITLE:	BENZENE ISOCONCENTRATION CONTOURS, AUGUST 2022 ANNUAL GROUNDWATER MONITORING AND REMEDIATION SYSTEM STATUS REPORT FOR 2021-2022	
DRAWN BY:	S. RAY	PROJ. NO.: 015347.0021.0000
CHECKED BY:	M. ESPARRA	FIGURE 5
APPROVED BY:	M. ESPARRA	
DATE:	NOVEMBER 2022	

 1180 NW MAPLE STREET, SUITE 310
 ISSAQUAH, WA 98027
 PHONE: 425.395.0010

Annual Groundwater Monitoring and Remediation System Status Report for 2021-2022.aprx

Coordinate System: NAD 1983 StatePlane Washington South FIPS 4602 Feet; Map Rotation: 0
 - Saved By: S.RAY on 11/17/2022, 13:14:04 PM; File Path: T:\Whitney_Chevrolet\Whitney_Chevrolet\015347_WhitneyChevrolet_Montesano\012-APRX\Annual Groundwater Monitoring and Remediation System Status Report for 2021-2022.aprx; Layout Name: Fig 6 - PCE Isoconcentration



- AIR SPARGE WELL
- ⊕ GROUNDWATER MONITORING WELL ASSOCIATED WITH TONY'S SHORT STOP SITE
- ⊕ GROUNDWATER MONITORING WELL ASSOCIATED WITH WHITNEY'S CHEVROLET SITE
- GROUNDWATER SAMPLE CONTAINING TETRACHLOROETHENE (PCE) CONCENTRATION GREATER THAN CLEANUP LEVEL OF 5 µg/L
- RECOVERY WELL
- ⊕ SOIL VAPOR EXTRACTION WELL
- ~ PCE CONCENTRATION (µg/L)
- ▭ APPROXIMATE PARCEL BOUNDARY
- ▭ BUILDING OUTLINE
- ▭ FORMER UNDERGROUND STORAGE TANK LOCATION

NOTES:
 (11.2) = PCE CONCENTRATION IN GROUNDWATER IN MICROGRAMS PER LITER µg/L, AUGUST 2022.
 (<0.4) = PCE RESULT IS LESS THAN THE LABORATORY SAMPLE QUANTITATION SHOWN.
 (NS) = NOT SCHEDULED FOR SAMPLING DURING THIS EVENT.

BASE MAP: NEARMAP (2021).
 DATA SOURCES: TRC, GRAYS HARBOR (2021).



1:600
 1" = 50'
 0 50 100 FEET

PROJECT:	WHITNEY'S CHEVROLET 123 WEST PIONEER AVENUE MONTESANO, WASHINGTON	
TITLE:	PCE ISOCONCENTRATION CONTOURS, AUGUST 2022 ANNUAL GROUNDWATER MONITORING AND REMEDIATION SYSTEM STATUS REPORT FOR 2021-2022	
DRAWN BY:	S. RAY	PROJ. NO.: 015347.0021.0000
CHECKED BY:	M. ESPARRA	FIGURE 6
APPROVED BY:	M. ESPARRA	
DATE:	NOVEMBER 2022	

 1180 NW MAPLE STREET, SUITE 310
 ISSAQUAH, WA 98027
 PHONE: 425.395.0010

F:\Annual Groundwater Monitoring and Remediation System Status Report for 2021-2022.aprx

Coordinate System: NAD 1983 UTM Zone 10N; Map Rotation: 0
 - Saved By: S.RAY on 11/17/2022, 13:14:04 PM; File Path: T:\Whitney_Chevrolet\Whitney_Chevrolet\015347_WhitneyChevrolet_Montesano\12-APRX\Annual Groundwater Monitoring and Remediation System Status Report for 2021-2022.aprx; Layout Name: Fig 7 - Water Table Contours Q4 2021 - Q3 2022



- GROUNDWATER MONITORING WELL ASSOCIATED WITH TONY'S SHORT STOP SITE
- GROUNDWATER MONITORING WELL ASSOCIATED WITH WHITNEY'S CHEVROLET
- ESTIMATED GROUNDWATER FLOW DIRECTION
- GROUNDWATER ELEVATION CONTOUR WITH ELEVATION IN FEET (0.5-FOOT INTERVAL)
- APPROXIMATE PARCEL BOUNDARY
- BUILDING OUTLINE
- FORMER UNDERGROUND STORAGE TANK LOCATION

BASE MAP: NEARMAP (2021).
 DATA SOURCES: TRC, GRAYS HARBOR (2021).

NOVEMBER 2021

FEBRUARY 2022

MAY 2022

AUGUST 2022



1:1
 1" = 100'
 0 100 200 FEET




PROJECT:	WHITNEY'S CHEVROLET 123 WEST PIONEER AVENUE MONTESANO, WASHINGTON	
TITLE:	WATER TABLE PIEZOMETRIC CONTOURS NOVEMBER 2021 - AUGUST 2022 ANNUAL GROUNDWATER MONITORING AND REMEDIATION SYSTEM STATUS REPORT FOR 2021-2022	
DRAWN BY:	S. RAY	PROJ. NO.: 015347.0021.0000
CHECKED BY:	M. ESPARRA	FIGURE 7
APPROVED BY:	M. ESPARRA	
DATE:	NOVEMBER 2022	

1180 NW MAPLE STREET, SUITE 310
 ISSAQUAH, WA 98027
 PHONE: 425.395.0010

FILE: Annual Groundwater Monitoring and Remediation System Status Report for 2021-2022.aprx

Saved By: SRAY on 11/17/2022, 13:14:04 PM, File Path: T:\Whitney_Chevrolet\Whitney_Chevrolet\015347_WhitneyChevrolet_Montesano\12-APRX\Annual Groundwater Monitoring and Remediation System Status Report for 2021-2022.aprx, Layout Name: Fig 8 - GRPH Isoconcentration Aug16-Aug22




-  APPROXIMATE AREA OF GASOLINE-RANGE PETROLEUM HYDROCARBONS (GRPH) IN GROUNDWATER EXCEEDING 800 MICROGRAMS PER LITER µg/L
-  APPROXIMATE AREA OF GASOLINE-RANGE PETROLEUM HYDROCARBONS (GRPH) IN GROUNDWATER EXCEEDING 10,000 MICROGRAMS PER LITER µg/L
-  BUILDING OUTLINE

BASE MAP: NEARMAP (2021).
DATA SOURCES: TRC, GRAYS HARBOR (2021).



1:1,800
1" = 150"






PROJECT:	WHITNEY'S CHEVROLET 123 WEST PIONEER AVENUE MONTESANO, WASHINGTON	
TITLE:	GRPH ISOCONCENTRATION CONTOURS AUGUST 2016-AUGUST 2022 ANNUAL GROUNDWATER MONITORING AND REMEDIATION SYSTEM STATUS REPORT FOR 2021-2022	
DRAWN BY:	S. RAY	PROJ. NO.: 015347.0021.0000
CHECKED BY:	M. ESPARRA	FIGURE 8
APPROVED BY:	M. ESPARRA	
DATE:	NOVEMBER 2022	
FILE:	Annual Groundwater Monitoring and Remediation System Status Report for 2021-2022.aprx	

 **TRC** 1180 NW MAPLE STREET, SUITE 310
ISSAQUAH, WA 98027
PHONE: 425.395.0010

Saved By: SRAY on 11/17/2022, 13:14:04 PM, File Path: T:\Whitney_Chevrolet\Whitney_Chevrolet\1015347_WhitneyChevrolet_Montesano\12-APRX\Annual Groundwater Monitoring and Remediation System Status Report for 2021-2022.aprx, Layout Name: Fig 9 - Benzene Isoconcentration Aug16-Aug22





-  APPROXIMATE AREA OF BENZENE IN GROUNDWATER EXCEEDING 100 MICROGRAMS PER LITER ($\mu\text{g/L}$)
-  APPROXIMATE AREA OF BENZENE IN GROUNDWATER EXCEEDING 5 MICROGRAMS PER LITER ($\mu\text{g/L}$)
-  BUILDING OUTLINE

BASE MAP: NEARMAP (2021).
DATA SOURCES: TRC, GRAYS HARBOR (2021).



1:1,800
1" = 150"



PROJECT: WHITNEY'S CHEVROLET 123 WEST PIONEER AVENUE MONTESANO, WASHINGTON	
TITLE: BENZENE ISOCONCENTRATION CONTOURS AUGUST 2016-AUGUST 2022 ANNUAL GROUNDWATER MONITORING AND REMEDIATION SYSTEM STATUS REPORT FOR 2021-2022	
DRAWN BY: S. RAY	PROJ. NO.: 015347.0021.0000
CHECKED BY: M. ESPARRA	FIGURE 9
APPROVED BY: M. ESPARRA	
DATE: NOVEMBER 2022	
 TRC 1180 NW MAPLE STREET, SUITE 310 ISSAQUAH, WA 98027 PHONE: 425.395.0010	
FILE: Annual Groundwater Monitoring and Remediation System Status Report for 2021-2022.aprx	

Saved By: SRAY on 11/17/2022, 13:14:04 PM, File Path: T:\Whitney_Chevrolet\Whitney_Chevrolet\015347_WhitneyChevrolet_Montesano\12-APRX\Annual Groundwater Monitoring and Remediation System Status Report for 2021-2022.aprx, Layout Name: Fig 10 - PCE Isoconcentration Aug 16-Aug 22



○ APPROXIMATE AREA OF TETRACHLOROETHENE IN GROUNDWATER EXCEEDING 5 MICROGRAMS PER LITER ($\mu\text{g/L}$)

□ BUILDING OUTLINE

BASE MAP: NEARMAP (2021).
DATA SOURCES: TRC, GRAYS HARBOR (2021).



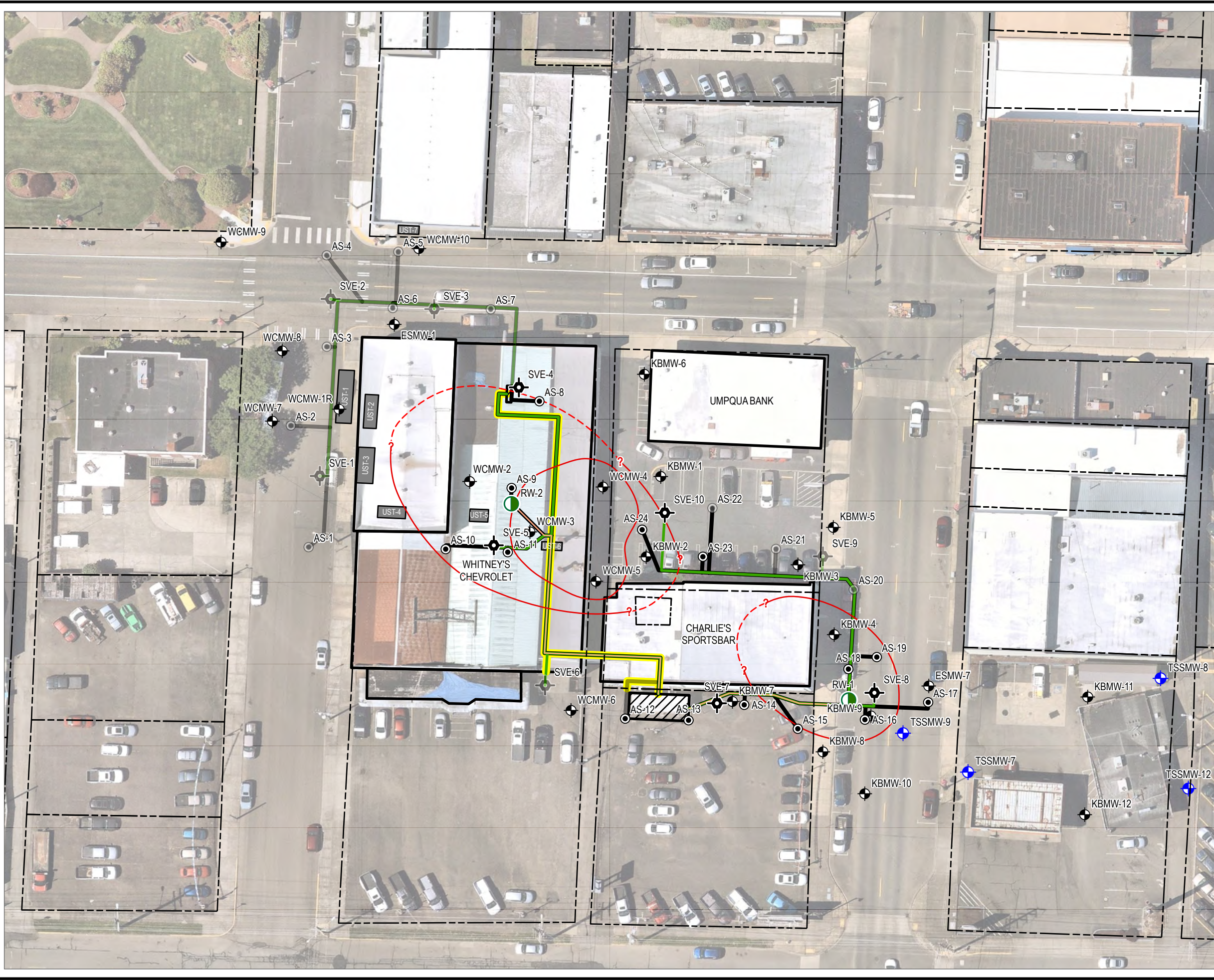
1:1,800
1" = 150"



PROJECT:	WHITNEY'S CHEVROLET 123 WEST PIONEER AVENUE MONTESANO, WASHINGTON	
TITLE:	PCE ISOCONCENTRATION CONTOURS AUGUST 2016-AUGUST 2022 ANNUAL GROUNDWATER MONITORING AND REMEDIATION SYSTEM STATUS REPORT FOR 2021-2022	
DRAWN BY:	S. RAY	PROJ. NO.: 015347.0021.0000
CHECKED BY:	M. ESPARRA	FIGURE 10
APPROVED BY:	M. ESPARRA	
DATE:	NOVEMBER 2022	
FILE:	Annual Groundwater Monitoring and Remediation System Status Report for 2021-2022.aprx	

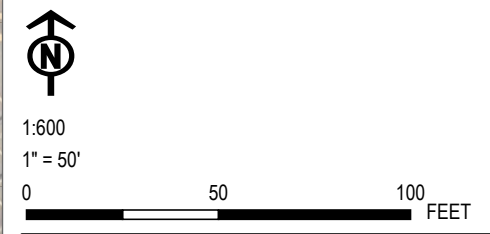
TRC 1180 NW MAPLE STREET, SUITE 310
ISSAQUAH, WA 98027
PHONE: 425.395.0010

Coordinate System: NAD 1983 StatePlane Washington South FIPS 4602 Feet; Map Rotation: 0
 - Saved By: S.RAY on 11/17/2022, 13:14:04 PM; File Path: T:\Whitney_Chevrolet\Whitney_Chevrolet\1015347_WhitneyChevrolet_Montesano\12-APRX\Annual Groundwater Monitoring and Remediation System Status Report for 2021-2022.aprx; Layout Name: Fig 11 - AS-SVE-LNAPL Layout



- ACTIVE AIR SPARGE (AS) WELL
- INACTIVE AIR SPARGE (AS) WELL
- ⊕ ACTIVE SOIL VAPOR EXTRACTION (SVE) WELL
- ⊖ INACTIVE SOIL VAPOR EXTRACTION (SVE) WELL
- ⊕ GROUNDWATER MONITORING WELL ASSOCIATED WITH TONY'S SHORT STOP SITE
- ⊖ GROUNDWATER MONITORING WELL ASSOCIATED WITH WHITNEY'S CHEVROLET SITE
- LIGHT NON-AQUEOUS PHASE LIQUID (LNAPL) RECOVERY WELL
- ABOVE GROUND CONVEYANCE PIPING
- ACTIVE AIR SPARGE (AS) CONVEYANCE PIPING
- INACTIVE AIR SPARGE (AS) CONVEYANCE PIPING
- LIGHT NON-AQUEOUS PHASE LIQUID (LNAPL) CONVEYANCE PIPING
- ACTIVE SOIL VAPOR EXTRACTION (SVE) CONVEYANCE PIPING
- INACTIVE SOIL VAPOR EXTRACTION (SVE) CONVEYANCE PIPING
- ~ GRPH CONCENTRATION (µg/L) - DASHED WHERE INFERRED, QUERIED WHERE UNCERTAIN
- APPROXIMATE PARCEL BOUNDARY
- ▭ BUILDING OUTLINE
- ▨ CONVEYANCE FEATURES
- FORMER UNDERGROUND STORAGE TANK LOCATION

BASE MAP: NEARMAP (2021).
 DATA SOURCES: TRC, GRAYS HARBOR (2021).

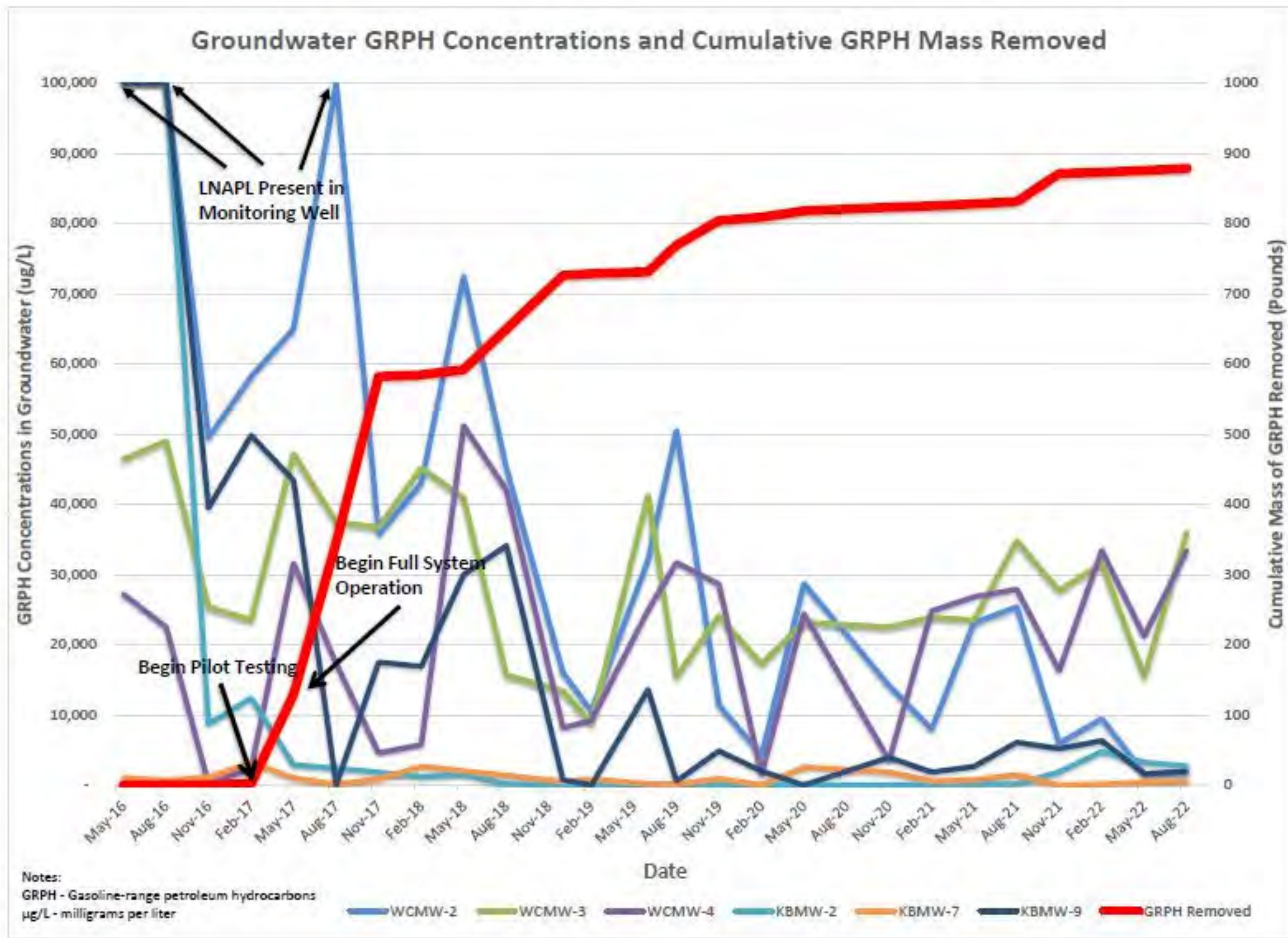



PROJECT:		WHITNEY'S CHEVROLET 123 WEST PIONEER AVENUE MONTESANO, WASHINGTON	
TITLE: SITE REPRESENTATION WITH AS/SVE/LNAPL SYSTEM LAYOUT ANNUAL GROUNDWATER MONITORING AND REMEDIATION SYSTEM STATUS REPORT FOR 2021-2022			
DRAWN BY:	S. RAY	PROJ. NO.:	015347.0021.0000
CHECKED BY:	M. ESPARRA	FIGURE 11	
APPROVED BY:	M. ESPARRA		
DATE:	NOVEMBER 2022		

TRC 1180 NW MAPLE STREET, SUITE 310
 ISSAQUAH, WA 98027
 PHONE: 425.395.0010

Annual Groundwater Monitoring and Remediation System Status Report for 2021-2022.aprx

Coordinate System: WGS 1984 Web Mercator Auxiliary Sphere; Map Rotation: 0
 - Saved By: S.RAY on 11/17/2022, 13:14:04 PM; File Path: T:\Whitney_Chevrolet\Whitney_Chevrolet\12-APRX\Annual Groundwater Monitoring and Remediation System Status Report for 2021-2022.aprx; Layout Name: Fig 12 - Cum. GRPH Mass Removed



PROJECT:	WHITNEY'S CHEVROLET 123 WEST PIONEER AVENUE MONTESANO, WASHINGTON	
TITLE:	GROUNDWATER GRPH CONCENTRATIONS AND CUMULATIVE GRPH MASS REMOVED ANNUAL GROUNDWATER MONITORING AND REMEDIATION SYSTEM STATUS REPORT FOR 2021-2022	
DRAWN BY:	S. RAY	PROJ. NO.: 015347.0021.0000
CHECKED BY:	M. ESPARRA	FIGURE 12
APPROVED BY:	M. ESPARRA	
DATE:	NOVEMBER 2022	
		1180 NW MAPLE STREET, SUITE 310 ISSAQUAH, WA 98027 PHONE: 425.395.0010
FILE: Annual Groundwater Monitoring and Remediation System Status Report for 2021-2022.aprx		

Attachment A
Laboratory Analytical Data Reports for Groundwater



3600 Fremont Ave. N.
Seattle, WA 98103
T: (206) 352-3790
F: (206) 352-7178
info@fremontanalytical.com

TRC

Sean Trimble
1180 NW Maple St. Ste 310
Issaquah, WA 98074

RE: 015347- Whitney's Chevrolet
Work Order Number: 2111150

November 17, 2021

Attention Sean Trimble:

Fremont Analytical, Inc. received 13 sample(s) on 11/5/2021 for the analyses presented in the following report.

Gasoline by NWTPH-Gx
Volatile Organic Compounds by EPA Method 8260D

This report consists of the following:

- Case Narrative
- Analytical Results
- Applicable Quality Control Summary Reports
- Chain of Custody

All analyses were performed consistent with the Quality Assurance program of Fremont Analytical, Inc. Please contact the laboratory if you should have any questions about the results.

Thank you for using Fremont Analytical.

Sincerely,

A handwritten signature in blue ink, appearing to read "Brianna Barnes".

Brianna Barnes
Project Manager

DoD-ELAP Accreditation #79636 by PJLA, ISO/IEC 17025:2017 and QSM 5.3 for Environmental Testing
ORELAP Certification: WA 100009 (NELAP Recognized) for Environmental Testing
Washington State Department of Ecology Accredited for Environmental Testing, Lab ID C910

Revision v1

www.fremontanalytical.com



Date: 11/24/2021

CLIENT: TRC
Project: 015347- Whitney's Chevrolet
Work Order: 2111150

Work Order Sample Summary

Lab Sample ID	Client Sample ID	Date/Time Collected	Date/Time Received
2111150-001	WCMW-10	11/03/2021 1:48 PM	11/05/2021 2:47 PM
2111150-002	ESMW-1	11/03/2021 2:20 PM	11/05/2021 2:47 PM
2111150-003	KBMW-7	11/03/2021 2:58 PM	11/05/2021 2:47 PM
2111150-004	KBMW-4	11/03/2021 3:54 PM	11/05/2021 2:47 PM
2111150-005	WCMW-1R	11/03/2021 2:05 PM	11/05/2021 2:47 PM
2111150-006	WCMW-4	11/03/2021 3:00 PM	11/05/2021 2:47 PM
2111150-007	KBMW-2	11/03/2021 4:35 PM	11/05/2021 2:47 PM
2111150-008	KBMW-9	11/04/2021 9:02 AM	11/05/2021 2:47 PM
2111150-009	TSSMW-9	11/04/2021 10:13 AM	11/05/2021 2:47 PM
2111150-010	DUP-1	11/04/2021 12:00 AM	11/05/2021 2:47 PM
2111150-011	WCMW-2	11/04/2021 11:24 AM	11/05/2021 2:47 PM
2111150-012	WCMW-3	11/04/2021 11:05 AM	11/05/2021 2:47 PM
2111150-013	Trip Blank		11/05/2021 2:47 PM

Note: If no "Time Collected" is supplied, a default of 12:00AM is assigned

CLIENT: TRC
Project: 015347- Whitney's Chevrolet

I. SAMPLE RECEIPT:

Samples receipt information is recorded on the attached Sample Receipt Checklist.

II. GENERAL REPORTING COMMENTS:

Results are reported on a wet weight basis unless dry-weight correction is denoted in the units field on the analytical report ("mg/kg-dry" or "ug/kg-dry").

Matrix Spike (MS) and MS Duplicate (MSD) samples are tested from an analytical batch of "like" matrix to check for possible matrix effect. The MS and MSD will provide site specific matrix data only for those samples which are spiked by the laboratory. The sample chosen for spike purposes may or may not have been a sample submitted in this sample delivery group. The validity of the analytical procedures for which data is reported in this analytical report is determined by the Laboratory Control Sample (LCS) and the Method Blank (MB). The LCS and the MB are processed with the samples and the MS/MSD to ensure method criteria are achieved throughout the entire analytical process.

III. ANALYSES AND EXCEPTIONS:

Exceptions associated with this report will be footnoted in the analytical results page(s) or the quality control summary page(s) and/or noted below.

Revision 1: Includes a correction to a sample ID.

Qualifiers:

- * - Flagged value is not within established control limits
- B - Analyte detected in the associated Method Blank
- D - Dilution was required
- E - Value above quantitation range
- H - Holding times for preparation or analysis exceeded
- I - Analyte with an internal standard that does not meet established acceptance criteria
- J - Analyte detected below Reporting Limit
- N - Tentatively Identified Compound (TIC)
- Q - Analyte with an initial or continuing calibration that does not meet established acceptance criteria
- S - Spike recovery outside accepted recovery limits
- ND - Not detected at the Reporting Limit
- R - High relative percent difference observed

Acronyms:

- %Rec - Percent Recovery
- CCB - Continued Calibration Blank
- CCV - Continued Calibration Verification
- DF - Dilution Factor
- DUP - Sample Duplicate
- HEM - Hexane Extractable Material
- ICV - Initial Calibration Verification
- LCS/LCSD - Laboratory Control Sample / Laboratory Control Sample Duplicate
- MCL - Maximum Contaminant Level
- MB or MBLANK - Method Blank
- MDL - Method Detection Limit
- MS/MSD - Matrix Spike / Matrix Spike Duplicate
- PDS - Post Digestion Spike
- Ref Val - Reference Value
- REP - Sample Replicate
- RL - Reporting Limit
- RPD - Relative Percent Difference
- SD - Serial Dilution
- SGT - Silica Gel Treatment
- SPK - Spike
- Surr - Surrogate



Client: TRC

Collection Date: 11/3/2021 1:48:00 PM

Project: 015347- Whitney's Chevrolet

Lab ID: 2111150-001

Matrix: Water

Client Sample ID: WCMW-10

Analyses	Result	RL	Qual	Units	DF	Date Analyzed
----------	--------	----	------	-------	----	---------------

Gasoline by NWTPH-Gx

Batch ID: 34435

Analyst: IH

Gasoline	ND	50.0		µg/L	1	11/12/2021 6:32:25 PM
Surr: Toluene-d8	98.5	65 - 135		%Rec	1	11/12/2021 6:32:25 PM
Surr: 4-Bromofluorobenzene	94.9	65 - 135		%Rec	1	11/12/2021 6:32:25 PM

Volatile Organic Compounds by EPA Method 8260D

Batch ID: 34435

Analyst: MS

Benzene	ND	0.440		µg/L	1	11/12/2021 6:32:25 PM
Toluene	ND	0.750		µg/L	1	11/12/2021 6:32:25 PM
Tetrachloroethene (PCE)	ND	0.400		µg/L	1	11/12/2021 6:32:25 PM
Ethylbenzene	ND	0.400		µg/L	1	11/12/2021 6:32:25 PM
m,p-Xylene	ND	1.00		µg/L	1	11/12/2021 6:32:25 PM
o-Xylene	ND	0.500		µg/L	1	11/12/2021 6:32:25 PM
Naphthalene	ND	1.25		µg/L	1	11/12/2021 6:32:25 PM
Surr: Dibromofluoromethane	102	80 - 120		%Rec	1	11/12/2021 6:32:25 PM
Surr: Toluene-d8	99.7	80 - 120		%Rec	1	11/12/2021 6:32:25 PM
Surr: 1-Bromo-4-fluorobenzene	96.7	80 - 120		%Rec	1	11/12/2021 6:32:25 PM



Client: TRC

Collection Date: 11/3/2021 2:20:00 PM

Project: 015347- Whitney's Chevrolet

Lab ID: 2111150-002

Matrix: Water

Client Sample ID: ESMW-1

Analyses	Result	RL	Qual	Units	DF	Date Analyzed
----------	--------	----	------	-------	----	---------------

Gasoline by NWTPH-Gx

Batch ID: 34435 Analyst: IH

Gasoline	ND	50.0		µg/L	1	11/12/2021 7:02:33 PM
Surr: Toluene-d8	97.8	65 - 135		%Rec	1	11/12/2021 7:02:33 PM
Surr: 4-Bromofluorobenzene	90.6	65 - 135		%Rec	1	11/12/2021 7:02:33 PM

Volatile Organic Compounds by EPA Method 8260D

Batch ID: 34435 Analyst: MS

Benzene	ND	0.440		µg/L	1	11/12/2021 7:02:33 PM
Toluene	ND	0.750		µg/L	1	11/12/2021 7:02:33 PM
Tetrachloroethene (PCE)	ND	0.400		µg/L	1	11/12/2021 7:02:33 PM
Ethylbenzene	ND	0.400		µg/L	1	11/12/2021 7:02:33 PM
m,p-Xylene	ND	1.00		µg/L	1	11/12/2021 7:02:33 PM
o-Xylene	ND	0.500		µg/L	1	11/12/2021 7:02:33 PM
Naphthalene	ND	1.25		µg/L	1	11/12/2021 7:02:33 PM
Surr: Dibromofluoromethane	103	80 - 120		%Rec	1	11/12/2021 7:02:33 PM
Surr: Toluene-d8	100	80 - 120		%Rec	1	11/12/2021 7:02:33 PM
Surr: 1-Bromo-4-fluorobenzene	93.6	80 - 120		%Rec	1	11/12/2021 7:02:33 PM



Client: TRC

Collection Date: 11/3/2021 2:58:00 PM

Project: 015347- Whitney's Chevrolet

Lab ID: 2111150-003

Matrix: Water

Client Sample ID: KBMW-7

Analyses	Result	RL	Qual	Units	DF	Date Analyzed
----------	--------	----	------	-------	----	---------------

Gasoline by NWTPH-Gx

Batch ID: 34435 Analyst: IH

Gasoline	ND	50.0		µg/L	1	11/12/2021 7:32:39 PM
Surr: Toluene-d8	97.6	65 - 135		%Rec	1	11/12/2021 7:32:39 PM
Surr: 4-Bromofluorobenzene	92.8	65 - 135		%Rec	1	11/12/2021 7:32:39 PM

Volatile Organic Compounds by EPA Method 8260D

Batch ID: 34435 Analyst: MS

Benzene	ND	0.440		µg/L	1	11/12/2021 7:32:39 PM
Toluene	ND	0.750		µg/L	1	11/12/2021 7:32:39 PM
Tetrachloroethene (PCE)	ND	0.400		µg/L	1	11/12/2021 7:32:39 PM
Ethylbenzene	ND	0.400		µg/L	1	11/12/2021 7:32:39 PM
m,p-Xylene	ND	1.00		µg/L	1	11/12/2021 7:32:39 PM
o-Xylene	ND	0.500		µg/L	1	11/12/2021 7:32:39 PM
Naphthalene	ND	1.25		µg/L	1	11/12/2021 7:32:39 PM
Surr: Dibromofluoromethane	102	80 - 120		%Rec	1	11/12/2021 7:32:39 PM
Surr: Toluene-d8	100	80 - 120		%Rec	1	11/12/2021 7:32:39 PM
Surr: 1-Bromo-4-fluorobenzene	95.9	80 - 120		%Rec	1	11/12/2021 7:32:39 PM



Client: TRC

Collection Date: 11/3/2021 3:54:00 PM

Project: 015347- Whitney's Chevrolet

Lab ID: 2111150-004

Matrix: Water

Client Sample ID: KBMW-4

Analyses	Result	RL	Qual	Units	DF	Date Analyzed
----------	--------	----	------	-------	----	---------------

Gasoline by NWTPH-Gx

Batch ID: 34435

Analyst: IH

Gasoline	ND	50.0		µg/L	1	11/12/2021 8:32:52 PM
Surr: Toluene-d8	97.0	65 - 135		%Rec	1	11/12/2021 8:32:52 PM
Surr: 4-Bromofluorobenzene	91.2	65 - 135		%Rec	1	11/12/2021 8:32:52 PM

Volatile Organic Compounds by EPA Method 8260D

Batch ID: 34435

Analyst: MS

Benzene	ND	0.440		µg/L	1	11/12/2021 8:32:52 PM
Toluene	ND	0.750		µg/L	1	11/12/2021 8:32:52 PM
Tetrachloroethene (PCE)	ND	0.400		µg/L	1	11/12/2021 8:32:52 PM
Ethylbenzene	ND	0.400		µg/L	1	11/12/2021 8:32:52 PM
m,p-Xylene	ND	1.00		µg/L	1	11/12/2021 8:32:52 PM
o-Xylene	ND	0.500		µg/L	1	11/12/2021 8:32:52 PM
Naphthalene	ND	1.25		µg/L	1	11/12/2021 8:32:52 PM
Surr: Dibromofluoromethane	103	80 - 120		%Rec	1	11/12/2021 8:32:52 PM
Surr: Toluene-d8	99.1	80 - 120		%Rec	1	11/12/2021 8:32:52 PM
Surr: 1-Bromo-4-fluorobenzene	94.3	80 - 120		%Rec	1	11/12/2021 8:32:52 PM



Client: TRC

Collection Date: 11/3/2021 2:05:00 PM

Project: 015347- Whitney's Chevrolet

Lab ID: 2111150-005

Matrix: Water

Client Sample ID: WCMW-1R

Analyses	Result	RL	Qual	Units	DF	Date Analyzed
----------	--------	----	------	-------	----	---------------

Gasoline by NWTPH-Gx

Batch ID: 34435

Analyst: IH

Gasoline	ND	50.0		µg/L	1	11/12/2021 9:03:00 PM
Surr: Toluene-d8	98.0	65 - 135		%Rec	1	11/12/2021 9:03:00 PM
Surr: 4-Bromofluorobenzene	91.5	65 - 135		%Rec	1	11/12/2021 9:03:00 PM

Volatile Organic Compounds by EPA Method 8260D

Batch ID: 34435

Analyst: MS

Benzene	ND	0.440		µg/L	1	11/12/2021 9:03:00 PM
Toluene	ND	0.750		µg/L	1	11/12/2021 9:03:00 PM
Tetrachloroethene (PCE)	ND	0.400		µg/L	1	11/12/2021 9:03:00 PM
Ethylbenzene	ND	0.400		µg/L	1	11/12/2021 9:03:00 PM
m,p-Xylene	ND	1.00		µg/L	1	11/12/2021 9:03:00 PM
o-Xylene	ND	0.500		µg/L	1	11/12/2021 9:03:00 PM
Naphthalene	ND	1.25		µg/L	1	11/12/2021 9:03:00 PM
Surr: Dibromofluoromethane	103	80 - 120		%Rec	1	11/12/2021 9:03:00 PM
Surr: Toluene-d8	100	80 - 120		%Rec	1	11/12/2021 9:03:00 PM
Surr: 1-Bromo-4-fluorobenzene	94.7	80 - 120		%Rec	1	11/12/2021 9:03:00 PM



Client: TRC

Collection Date: 11/3/2021 3:00:00 PM

Project: 015347- Whitney's Chevrolet

Lab ID: 2111150-006

Matrix: Water

Client Sample ID: WCMW-4

Analyses	Result	RL	Qual	Units	DF	Date Analyzed
----------	--------	----	------	-------	----	---------------

Gasoline by NWTPH-Gx

Batch ID: 34435

Analyst: IH

Gasoline	16,300	1,000	D	µg/L	20	11/17/2021 12:56:51 PM
Surr: Toluene-d8	109	65 - 135		%Rec	1	11/12/2021 9:33:07 PM
Surr: 4-Bromofluorobenzene	119	65 - 135		%Rec	1	11/12/2021 9:33:07 PM

Volatile Organic Compounds by EPA Method 8260D

Batch ID: 34435

Analyst: MS

Benzene	ND	0.440		µg/L	1	11/12/2021 9:33:07 PM
Toluene	17.5	0.750		µg/L	1	11/12/2021 9:33:07 PM
Tetrachloroethene (PCE)	11.2	0.400		µg/L	1	11/12/2021 9:33:07 PM
Ethylbenzene	275	8.00	D	µg/L	20	11/17/2021 12:56:51 PM
m,p-Xylene	1,430	20.0	D	µg/L	20	11/17/2021 12:56:51 PM
o-Xylene	473	10.0	D	µg/L	20	11/17/2021 12:56:51 PM
Naphthalene	440	25.0	D	µg/L	20	11/17/2021 12:56:51 PM
Surr: Dibromofluoromethane	94.3	80 - 120		%Rec	1	11/12/2021 9:33:07 PM
Surr: Toluene-d8	101	80 - 120		%Rec	1	11/12/2021 9:33:07 PM
Surr: 1-Bromo-4-fluorobenzene	100	80 - 120		%Rec	1	11/12/2021 9:33:07 PM



Client: TRC

Collection Date: 11/3/2021 4:35:00 PM

Project: 015347- Whitney's Chevrolet

Lab ID: 2111150-007

Matrix: Water

Client Sample ID: KBMW-2

Analyses	Result	RL	Qual	Units	DF	Date Analyzed
----------	--------	----	------	-------	----	---------------

Gasoline by NWTPH-Gx

Batch ID: 34435

Analyst: IH

Gasoline	1,890	50.0		µg/L	1	11/12/2021 10:03:14 PM
Surr: Toluene-d8	101	65 - 135		%Rec	1	11/12/2021 10:03:14 PM
Surr: 4-Bromofluorobenzene	104	65 - 135		%Rec	1	11/12/2021 10:03:14 PM

Volatile Organic Compounds by EPA Method 8260D

Batch ID: 34435

Analyst: MS

Benzene	1.28	0.440		µg/L	1	11/12/2021 10:03:14 PM
Toluene	13.4	0.750		µg/L	1	11/12/2021 10:03:14 PM
Tetrachloroethene (PCE)	2.07	0.400		µg/L	1	11/12/2021 10:03:14 PM
Ethylbenzene	25.3	0.400		µg/L	1	11/12/2021 10:03:14 PM
m,p-Xylene	66.1	1.00		µg/L	1	11/12/2021 10:03:14 PM
o-Xylene	107	5.00	D	µg/L	10	11/16/2021 6:07:02 AM
Naphthalene	38.8	12.5	D	µg/L	10	11/16/2021 6:07:02 AM
Surr: Dibromofluoromethane	95.5	80 - 120		%Rec	1	11/12/2021 10:03:14 PM
Surr: Toluene-d8	95.2	80 - 120		%Rec	1	11/12/2021 10:03:14 PM
Surr: 1-Bromo-4-fluorobenzene	102	80 - 120		%Rec	1	11/12/2021 10:03:14 PM



Client: TRC

Collection Date: 11/4/2021 9:02:00 AM

Project: 015347- Whitney's Chevrolet

Lab ID: 2111150-008

Matrix: Water

Client Sample ID: KBMW-9

Analyses	Result	RL	Qual	Units	DF	Date Analyzed
----------	--------	----	------	-------	----	---------------

Gasoline by NWTPH-Gx

Batch ID: 34435 Analyst: IH

Gasoline	5,200	1,000	D	µg/L	20	11/16/2021 6:37:10 AM
Surr: Toluene-d8	103	65 - 135		%Rec	1	11/12/2021 10:33:23 PM
Surr: 4-Bromofluorobenzene	104	65 - 135		%Rec	1	11/12/2021 10:33:23 PM

Volatile Organic Compounds by EPA Method 8260D

Batch ID: 34435 Analyst: MS

Benzene	0.949	0.440		µg/L	1	11/12/2021 10:33:23 PM
Toluene	10.4	0.750		µg/L	1	11/12/2021 10:33:23 PM
Tetrachloroethene (PCE)	ND	0.400		µg/L	1	11/12/2021 10:33:23 PM
Ethylbenzene	123	8.00	D	µg/L	20	11/16/2021 6:37:10 AM
m,p-Xylene	399	20.0	D	µg/L	20	11/16/2021 6:37:10 AM
o-Xylene	108	10.0	D	µg/L	20	11/16/2021 6:37:10 AM
Naphthalene	112	25.0	D	µg/L	20	11/16/2021 6:37:10 AM
Surr: Dibromofluoromethane	94.1	80 - 120		%Rec	1	11/12/2021 10:33:23 PM
Surr: Toluene-d8	97.5	80 - 120		%Rec	1	11/12/2021 10:33:23 PM
Surr: 1-Bromo-4-fluorobenzene	100	80 - 120		%Rec	1	11/12/2021 10:33:23 PM



Client: TRC

Collection Date: 11/4/2021 10:13:00 AM

Project: 015347- Whitney's Chevrolet

Lab ID: 2111150-009

Matrix: Water

Client Sample ID: TSSMW-9

Analyses	Result	RL	Qual	Units	DF	Date Analyzed
----------	--------	----	------	-------	----	---------------

Gasoline by NWTPH-Gx

Batch ID: 34435

Analyst: IH

Gasoline	ND	50.0		µg/L	1	11/13/2021 1:03:58 AM
Surr: Toluene-d8	98.0	65 - 135		%Rec	1	11/13/2021 1:03:58 AM
Surr: 4-Bromofluorobenzene	95.0	65 - 135		%Rec	1	11/13/2021 1:03:58 AM

Volatile Organic Compounds by EPA Method 8260D

Batch ID: 34435

Analyst: MS

Benzene	ND	0.440		µg/L	1	11/13/2021 1:03:58 AM
Toluene	ND	0.750		µg/L	1	11/13/2021 1:03:58 AM
Tetrachloroethene (PCE)	ND	0.400		µg/L	1	11/13/2021 1:03:58 AM
Ethylbenzene	ND	0.400		µg/L	1	11/13/2021 1:03:58 AM
m,p-Xylene	ND	1.00		µg/L	1	11/13/2021 1:03:58 AM
o-Xylene	ND	0.500		µg/L	1	11/13/2021 1:03:58 AM
Naphthalene	ND	1.25		µg/L	1	11/13/2021 1:03:58 AM
Surr: Dibromofluoromethane	100	80 - 120		%Rec	1	11/13/2021 1:03:58 AM
Surr: Toluene-d8	98.4	80 - 120		%Rec	1	11/13/2021 1:03:58 AM
Surr: 1-Bromo-4-fluorobenzene	98.2	80 - 120		%Rec	1	11/13/2021 1:03:58 AM



Client: TRC

Collection Date: 11/4/2021

Project: 015347- Whitney's Chevrolet

Lab ID: 2111150-010

Matrix: Water

Client Sample ID: DUP-1

Analyses	Result	RL	Qual	Units	DF	Date Analyzed
----------	--------	----	------	-------	----	---------------

Gasoline by NWTPH-Gx

Batch ID: 34435 Analyst: IH

Gasoline	5,480	1,000	D	µg/L	20	11/16/2021 7:37:26 AM
Surr: Toluene-d8	100	65 - 135		%Rec	1	11/13/2021 1:34:05 AM
Surr: 4-Bromofluorobenzene	108	65 - 135		%Rec	1	11/13/2021 1:34:05 AM

Volatile Organic Compounds by EPA Method 8260D

Batch ID: 34435 Analyst: MS

Benzene	ND	0.440		µg/L	1	11/13/2021 1:34:05 AM
Toluene	209	15.0	D	µg/L	20	11/16/2021 7:37:26 AM
Tetrachloroethene (PCE)	7.46	0.400		µg/L	1	11/13/2021 1:34:05 AM
Ethylbenzene	226	8.00	D	µg/L	20	11/16/2021 7:37:26 AM
m,p-Xylene	720	20.0	D	µg/L	20	11/16/2021 7:37:26 AM
o-Xylene	591	10.0	D	µg/L	20	11/16/2021 7:37:26 AM
Naphthalene	1.24	25.0	D	µg/L	20	11/16/2021 7:37:26 AM
Surr: Dibromofluoromethane	94.7	80 - 120		%Rec	1	11/13/2021 1:34:05 AM
Surr: Toluene-d8	97.7	80 - 120		%Rec	1	11/13/2021 1:34:05 AM
Surr: 1-Bromo-4-fluorobenzene	100	80 - 120		%Rec	1	11/13/2021 1:34:05 AM



Client: TRC

Collection Date: 11/4/2021 11:24:00 AM

Project: 015347- Whitney's Chevrolet

Lab ID: 2111150-011

Matrix: Water

Client Sample ID: WCMW-2

Analyses	Result	RL	Qual	Units	DF	Date Analyzed
----------	--------	----	------	-------	----	---------------

Gasoline by NWTPH-Gx

Batch ID: 34435

Analyst: IH

Gasoline	5,920	1,000	D	µg/L	20	11/16/2021 8:07:35 AM
Surr: Toluene-d8	102	65 - 135		%Rec	1	11/13/2021 2:04:12 AM
Surr: 4-Bromofluorobenzene	110	65 - 135		%Rec	1	11/13/2021 2:04:12 AM

Volatile Organic Compounds by EPA Method 8260D

Batch ID: 34435

Analyst: MS

Benzene	ND	0.440		µg/L	1	11/13/2021 2:04:12 AM
Toluene	225	15.0	D	µg/L	20	11/16/2021 8:07:35 AM
Tetrachloroethene (PCE)	6.66	0.400		µg/L	1	11/13/2021 2:04:12 AM
Ethylbenzene	241	8.00	D	µg/L	20	11/16/2021 8:07:35 AM
m,p-Xylene	753	20.0	D	µg/L	20	11/16/2021 8:07:35 AM
o-Xylene	624	10.0	D	µg/L	20	11/16/2021 8:07:35 AM
Naphthalene	1.03	25.0	D	µg/L	20	11/16/2021 8:07:35 AM
Surr: Dibromofluoromethane	94.0	80 - 120		%Rec	1	11/13/2021 2:04:12 AM
Surr: Toluene-d8	97.2	80 - 120		%Rec	1	11/13/2021 2:04:12 AM
Surr: 1-Bromo-4-fluorobenzene	102	80 - 120		%Rec	1	11/13/2021 2:04:12 AM



Client: TRC

Collection Date: 11/4/2021 11:05:00 AM

Project: 015347- Whitney's Chevrolet

Lab ID: 2111150-012

Matrix: Water

Client Sample ID: WCMW-3

Analyses	Result	RL	Qual	Units	DF	Date Analyzed
----------	--------	----	------	-------	----	---------------

Gasoline by NWTPH-Gx

Batch ID: 34435

Analyst: IH

Gasoline	27,700	1,000	D	µg/L	20	11/16/2021 8:37:44 AM
Surr: Toluene-d8	104	65 - 135		%Rec	1	11/13/2021 2:34:20 AM
Surr: 4-Bromofluorobenzene	116	65 - 135		%Rec	1	11/13/2021 2:34:20 AM

Volatile Organic Compounds by EPA Method 8260D

Batch ID: 34435

Analyst: MS

Benzene	2.94	0.440		µg/L	1	11/13/2021 2:34:20 AM
Toluene	348	15.0	D	µg/L	20	11/16/2021 8:37:44 AM
Tetrachloroethene (PCE)	8.71	0.400		µg/L	1	11/13/2021 2:34:20 AM
Ethylbenzene	603	400	D	µg/L	1000	11/17/2021 8:45:05 AM
m,p-Xylene	2,240	1,000	D	µg/L	1000	11/17/2021 8:45:05 AM
o-Xylene	1,140	500	D	µg/L	1000	11/17/2021 8:45:05 AM
Naphthalene	290	25.0	D	µg/L	20	11/16/2021 8:37:44 AM
Surr: Dibromofluoromethane	94.2	80 - 120		%Rec	1	11/13/2021 2:34:20 AM
Surr: Toluene-d8	98.0	80 - 120		%Rec	1	11/13/2021 2:34:20 AM
Surr: 1-Bromo-4-fluorobenzene	101	80 - 120		%Rec	1	11/13/2021 2:34:20 AM

Work Order: 2111150
 CLIENT: TRC
 Project: 015347- Whitney's Chevrolet

QC SUMMARY REPORT
Gasoline by NWTPH-Gx

Sample ID: LCS-34435	SampType: LCS	Units: µg/L	Prep Date: 11/12/2021	RunNo: 71286							
Client ID: LCSW	Batch ID: 34435		Analysis Date: 11/12/2021	SeqNo: 1451478							
Analyte	Result	RL	SPK value	SPK Ref Val	%REC	LowLimit	HighLimit	RPD Ref Val	%RPD	RPDLimit	Qual

Gasoline	452	50.0	500.0	0	90.3	65	135				
Surr: Toluene-d8	25.4		25.00		102	65	135				
Surr: 4-Bromofluorobenzene	25.2		25.00		101	65	135				

Sample ID: MB-34435	SampType: MBLK	Units: µg/L	Prep Date: 11/12/2021	RunNo: 71286							
Client ID: MBLKW	Batch ID: 34435		Analysis Date: 11/12/2021	SeqNo: 1451477							
Analyte	Result	RL	SPK value	SPK Ref Val	%REC	LowLimit	HighLimit	RPD Ref Val	%RPD	RPDLimit	Qual

Gasoline	ND	50.0									
Surr: Toluene-d8	24.2		25.00		96.7	65	135				
Surr: 4-Bromofluorobenzene	22.9		25.00		91.5	65	135				

Sample ID: 2111216-001ADUP	SampType: DUP	Units: µg/L	Prep Date: 11/12/2021	RunNo: 71286							
Client ID: BATCH	Batch ID: 34435		Analysis Date: 11/12/2021	SeqNo: 1451473							
Analyte	Result	RL	SPK value	SPK Ref Val	%REC	LowLimit	HighLimit	RPD Ref Val	%RPD	RPDLimit	Qual

Gasoline	ND	50.0						0		30	
Surr: Toluene-d8	24.6		25.00		98.5	65	135		0		
Surr: 4-Bromofluorobenzene	22.8		25.00		91.3	65	135		0		

Sample ID: 2111150-003ADUP	SampType: DUP	Units: µg/L	Prep Date: 11/12/2021	RunNo: 71286							
Client ID: KBMW-7	Batch ID: 34435		Analysis Date: 11/12/2021	SeqNo: 1451455							
Analyte	Result	RL	SPK value	SPK Ref Val	%REC	LowLimit	HighLimit	RPD Ref Val	%RPD	RPDLimit	Qual

Gasoline	ND	50.0						0		30	
Surr: Toluene-d8	24.5		25.00		98.1	65	135		0		
Surr: 4-Bromofluorobenzene	22.8		25.00		91.1	65	135		0		

Work Order: 2111150
CLIENT: TRC
Project: 015347- Whitney's Chevrolet

QC SUMMARY REPORT
Gasoline by NWTPH-Gx

Sample ID: 2111164-003AMS	SampType: MS	Units: µg/L	Prep Date: 11/13/2021	RunNo: 71286							
Client ID: BATCH	Batch ID: 34435		Analysis Date: 11/13/2021	SeqNo: 1451471							
Analyte	Result	RL	SPK value	SPK Ref Val	%REC	LowLimit	HighLimit	RPD Ref Val	%RPD	RPDLimit	Qual

Gasoline	316	50.0	500.0	0	63.2	65	135				S
Surr: Toluene-d8	25.1		25.00		100	65	135				
Surr: 4-Bromofluorobenzene	25.4		25.00		102	65	135				

NOTES:

S - Outlying spike recoveries were associated with this sample.

Work Order: 2111150
 CLIENT: TRC
 Project: 015347- Whitney's Chevrolet

QC SUMMARY REPORT
Volatile Organic Compounds by EPA Method 8260D

Analyte	Result	RL	SPK value	SPK Ref Val	%REC	LowLimit	HighLimit	RPD Ref Val	%RPD	RPDLimit	Qual
Benzene	19.8	0.440	20.00	0	99.0	80	120				
Toluene	19.6	0.750	20.00	0	98.2	80	120				
Tetrachloroethene (PCE)	18.8	0.400	20.00	0	94.2	80	120				
Ethylbenzene	19.7	0.400	20.00	0	98.6	80	120				
m,p-Xylene	39.2	1.00	40.00	0	98.1	80	120				
o-Xylene	19.7	0.500	20.00	0	98.6	80	120				
Naphthalene	20.5	1.25	20.00	0	103	80	120				
Surr: Dibromofluoromethane	25.3		25.00		101	80	120				
Surr: Toluene-d8	25.4		25.00		102	80	120				
Surr: 1-Bromo-4-fluorobenzene	26.0		25.00		104	80	120				

Analyte	Result	RL	SPK value	SPK Ref Val	%REC	LowLimit	HighLimit	RPD Ref Val	%RPD	RPDLimit	Qual
Benzene	ND	0.440									
Toluene	ND	0.750									
Tetrachloroethene (PCE)	ND	0.400									
Ethylbenzene	ND	0.400									
m,p-Xylene	ND	1.00									
o-Xylene	ND	0.500									
Naphthalene	ND	1.25									
Surr: Dibromofluoromethane	25.3		25.00		101	80	120				
Surr: Toluene-d8	25.1		25.00		100	80	120				
Surr: 1-Bromo-4-fluorobenzene	23.6		25.00		94.5	80	120				

Work Order: 2111150
 CLIENT: TRC
 Project: 015347- Whitney's Chevrolet

QC SUMMARY REPORT
Volatile Organic Compounds by EPA Method 8260D

Analyte	Result	RL	SPK value	SPK Ref Val	%REC	LowLimit	HighLimit	RPD Ref Val	%RPD	RPDLimit	Qual
Benzene	ND	0.440						0		30	
Toluene	ND	0.750						0		30	
Tetrachloroethene (PCE)	ND	0.400						0		30	
Ethylbenzene	ND	0.400						0		30	
m,p-Xylene	ND	1.00						0		30	
o-Xylene	ND	0.500						0		30	
Naphthalene	ND	1.25						0		30	
Surr: Dibromofluoromethane	25.2		25.00		101	80	120		0		
Surr: Toluene-d8	24.8		25.00		99.4	80	120		0		
Surr: 1-Bromo-4-fluorobenzene	23.6		25.00		94.3	80	120		0		

Analyte	Result	RL	SPK value	SPK Ref Val	%REC	LowLimit	HighLimit	RPD Ref Val	%RPD	RPDLimit	Qual
Benzene	ND	0.440						0		30	
Toluene	ND	0.750						0		30	
Tetrachloroethene (PCE)	ND	0.400						0		30	
Ethylbenzene	ND	0.400						0		30	
m,p-Xylene	ND	1.00						0		30	
o-Xylene	ND	0.500						0		30	
Naphthalene	ND	1.25						0		30	
Surr: Dibromofluoromethane	25.8		25.00		103	80	120		0		
Surr: Toluene-d8	25.0		25.00		99.9	80	120		0		
Surr: 1-Bromo-4-fluorobenzene	23.5		25.00		94.0	80	120		0		

Work Order: 2111150
 CLIENT: TRC
 Project: 015347- Whitney's Chevrolet

QC SUMMARY REPORT
Volatile Organic Compounds by EPA Method 8260D

Sample ID: 2111150-006AMS	SampType: MS	Units: µg/L	Prep Date: 11/12/2021	RunNo: 71274
Client ID: WCMW-4	Batch ID: 34435		Analysis Date: 11/12/2021	SeqNo: 1451254

Analyte	Result	RL	SPK value	SPK Ref Val	%REC	LowLimit	HighLimit	RPD Ref Val	%RPD	RPDLimit	Qual
Benzene	17.7	0.440	20.00	0	88.4	76.9	135				
Toluene	35.2	0.750	20.00	17.52	88.5	76.2	131				E
Tetrachloroethene (PCE)	29.4	0.400	20.00	11.24	91.0	77.7	126				
Ethylbenzene	95.1	0.400	20.00	99.58	-22.6	82.1	129				SE
m,p-Xylene	289	1.00	40.00	306.4	-44.1	84.3	123				SE
o-Xylene	228	0.500	20.00	239.4	-56.1	83.5	122				SE
Naphthalene	205	1.25	20.00	216.9	-59.4	60.3	141				SE
Surr: Dibromofluoromethane	23.1		25.00		92.5	80	120				
Surr: Toluene-d8	24.5		25.00		98.2	80	120				
Surr: 1-Bromo-4-fluorobenzene	24.3		25.00		97.2	80	120				

NOTES:

S - Analyte concentration was too high for accurate spike recovery(ies).

Client Name: **TRCI**
 Logged by: **Gabrielle Coeuille**

Work Order Number: **2111150**
 Date Received: **11/5/2021 2:47:00 PM**

Chain of Custody

1. Is Chain of Custody complete? Yes No Not Present
 2. How was the sample delivered? Client

Log In

3. Coolers are present? Yes No NA
 4. Shipping container/cooler in good condition? Yes No
 5. Custody Seals present on shipping container/cooler?
 (Refer to comments for Custody Seals not intact) Yes No Not Present
 6. Was an attempt made to cool the samples? Yes No NA
 7. Were all items received at a temperature of >2°C to 6°C * Yes No NA
 8. Sample(s) in proper container(s)? Yes No
 9. Sufficient sample volume for indicated test(s)? Yes No
 10. Are samples properly preserved? Yes No
 11. Was preservative added to bottles? Yes No NA
 12. Is there headspace in the VOA vials? Yes No NA
 13. Did all samples containers arrive in good condition(unbroken)? Yes No
 14. Does paperwork match bottle labels? Yes No
 15. Are matrices correctly identified on Chain of Custody? Yes No
 16. Is it clear what analyses were requested? Yes No
 17. Were all holding times able to be met? Yes No

Special Handling (if applicable)

18. Was client notified of all discrepancies with this order? Yes No NA

Person Notified:	<input type="text"/>	Date:	<input type="text"/>
By Whom:	<input type="text"/>	Via:	<input type="checkbox"/> eMail <input type="checkbox"/> Phone <input type="checkbox"/> Fax <input type="checkbox"/> In Person
Regarding:	<input type="text"/>		
Client Instructions:	<input type="text"/>		

19. Additional remarks:

Item Information

Item #	Temp °C
Sample 1	3.6

* Note: DoD/ELAP and TNI require items to be received at 4°C +/- 2°C



Fremont
Analytical

3600 Fremont Ave N.
Seattle, WA 98103
Tel: 206-352-3790
Fax: 206-352-7178

Chain of Custody Record & Laboratory Services Agreement

Date: 11-4-21 Page: 1 of 2

Laboratory Project No (internal): 211159

Project Name: 015347- Whitney's Chevrolet

Special Remarks:

Client: TRC
Address: 1180 NW Maple St, Ste 310

Project No: 015347
Collected by: A4/ES

City, State, Zip: Issaquah, WA 98027

Location: Montesano, WA

Telephone: 825-345-0010

Report To (PM): Sean Trimble

Sample Disposal: Return to client Disposal by lab (after 30 days)

Fax: PM Email: S.trimble@TRC.com
CC: Cynthia Moon

Sample Name	Sample Date	Sample Time	Sample Type (Matrix)*	# of Cont.	Analytes													Comments			
					VOCs (EPA 8260 / 624)	BTEX	Gasoline Range Organics (GX)	Hydrocarbon Identification (HCID)	Diesel/Heavy Oil range Organics (DX)	S/VOCs (EPA 8270 / 625)	PAHs (EPA 8270 - SIM)	PCBs (EPA 8082 / 808)	Metals** (EPA 6020 / 200.8)	Total (T) Dissolved (D)	Anions (IC)**	EDB (8011)	PCE		Naphthalene		
1 WCMW-10	11-3-21	1348	W	3	X	X												X	X		
2 ESMW-1		1420																			
3 KBMW-7		1458																			
4 KBMW-4		1554																			
5 WCMW-1R		1405																			
6 WCMW-4		1500																			
7 KBMW-2	11-3-21	1635																			
8 KBMW-9	11-4-21	0902																			
9 KB-TSSMWS		1013 1024																			
10 DUP-1	11-4-21		W	3	X	X													X	X	

*Matrix: A = Air, AQ = Aqueous, B = Bulk, O = Other, P = Product, S = Soil, SD = Sediment, SL = Solid, W = Water, DW = Drinking Water, GW = Ground Water, SW = Storm Water, WW = Waste Water

**Metals (Circle): MTCA-5 RCRA-8 Priority Pollutants TAL Individual: Ag Al As B Ba Be Ca Cd Co Cr Cu Fe Hg K Mg Mn Mo Na Ni Pb Sb Se Sr Sn Ti Tl V Zn

***Anions (Circle): Nitrate Nitrite Chloride Sulfate Bromide O-Phosphate Fluoride Nitrate+Nitrite

Turn-around Time:

- Standard Next Day
 3 Day Same Day
 2 Day (specify)

I represent that I am authorized to enter into this Agreement with Fremont Analytical on behalf of the Client named above, that I have verified Client's agreement to each of the terms on the front and backside of this Agreement.

Relinquished (Signature) *Ausra York* Print Name Ausra York Date/Time 11-4-21 / 1500

Received (Signature) *Justine Mantz* Print Name Justine Mantz Date/Time 11/5 14:47



3600 Fremont Ave N.
Seattle, WA 98103
Tel: 206-352-3790
Fax: 206-352-7178

Chain of Custody Record & Laboratory Services Agreement

Date: 11-4-21 Page: 2 of 2 Laboratory Project No (internal): 211150

Project Name: Whitney's Chevrolet Special Remarks:

Project No: 015347

Collected by: AY/ES

Location: Montesano, WA

Client: TRC

Address: 1180 NW Maple St, Ste 310

City, State, Zip: Issaquah, WA 98027

Telephone: 425-345-0010

Report To (PM): Sean Trimble Sample Disposal: Return to client Disposal by lab (after 30 days)

Fax:

PM Email: STrimble@TRCcompanies.com

Sample Name	Sample Date	Sample Time	Sample Type (Matrix)*	# of Cont.	Analytical Parameters													Comments			
					VOCs (EPA 8260 / 624)	BTEX	Gasoline Range Organics (GX)	Hydrocarbon Identification (HCID)	Diesel/Heavy Oil Range Organics (DX)	SVOCs (EPA 8270 / 625)	PAHs (EPA 8270 - SIM)	PCBs (EPA 8082 / 808)	Metals** (EPA 6020 / 200.8)	Total (T)	Dissolved (D)	Anions (IC)***	EDB (8011)				
1 WCMW-2	11-4-21	1124	W	3	X	X													X	X	
2 WCMW-3	11-4-21	1105	W	3	X	X													X	X	
3																					
4																					
5																					
6																					
7																					
8																					
9																					
10																					

*Matrix: A = Air, AQ = Aqueous, B = Bulk, O = Other, P = Product, S = Soil, SD = Sediment, SL = Solid, W = Water, DW = Drinking Water, GW = Ground Water, SW = Storm Water, WW = Waste Water

**Metals (Circle): MTCA-5 RCRA-8 Priority Pollutants TAL Individual: Ag Al As B Ba Be Ca Cd Co Cr Cu Fe Hg K Mg Mn Mo Na Ni Pb Sb Se Sr Sn Ti Tl V Zn

***Anions (Circle): Nitrate Nitrite Chloride Sulfate Bromide O-Phosphate Fluoride Nitrate+Nitrite

Turn-around Time: Standard Next Day 3 Day Same Day 2 Day (specify)

I represent that I am authorized to enter into this Agreement with Fremont Analytical on behalf of the Client named above, that I have verified Client's agreement to each of the terms on the front and backside of this Agreement.

Relinquished (Signature) x <u>[Signature]</u>	Print Name <u>Austin York</u>	Date/Time <u>11-4-21 / 1500</u>	Received (Signature) x <u>[Signature]</u>	Print Name <u>Justine Mantz</u>	Date/Time <u>11/4/21</u>
Relinquished (Signature) x	Print Name	Date/Time	Received (Signature) x	Print Name	Date/Time



3600 Fremont Ave. N.
Seattle, WA 98103
T: (206) 352-3790
F: (206) 352-7178
info@fremontanalytical.com

TRC

Sean Trimble
1180 NW Maple St. Ste 310
Issaquah, WA 98074

RE: Whitney's Chevrolet
Work Order Number: 2202522

March 03, 2022

Attention Sean Trimble:

Fremont Analytical, Inc. received 20 sample(s) on 2/24/2022 for the analyses presented in the following report.

Gasoline by NWTPH-Gx
Volatile Organic Compounds by EPA Method 8260D

This report consists of the following:

- Case Narrative
- Analytical Results
- Applicable Quality Control Summary Reports
- Chain of Custody

All analyses were performed consistent with the Quality Assurance program of Fremont Analytical, Inc. Please contact the laboratory if you should have any questions about the results.

Thank you for using Fremont Analytical.

Sincerely,

Brianna Barnes
Project Manager

DoD-ELAP Accreditation #79636 by PJLA, ISO/IEC 17025:2017 and QSM 5.3 for Environmental Testing
ORELAP Certification: WA 100009 (NELAP Recognized) for Environmental Testing
Washington State Department of Ecology Accredited for Environmental Testing, Lab ID C910

Original

CLIENT: TRC
Project: Whitney's Chevrolet
Work Order: 2202522

Work Order Sample Summary

Lab Sample ID	Client Sample ID	Date/Time Collected	Date/Time Received
2202522-001	KBMW-9	02/23/2022 9:35 AM	02/24/2022 2:16 PM
2202522-002	KBMW-4	02/23/2022 9:40 AM	02/24/2022 2:16 PM
2202522-003	TSSMW-9	02/23/2022 10:40 AM	02/24/2022 2:16 PM
2202522-004	ESMW-7	02/23/2022 10:32 AM	02/24/2022 2:16 PM
2202522-005	KBMW-2	02/23/2022 11:45 AM	02/24/2022 2:16 PM
2202522-006	WCMW-5	02/23/2022 11:55 AM	02/24/2022 2:16 PM
2202522-007	TSSMW-7	02/23/2022 1:35 PM	02/24/2022 2:16 PM
2202522-008	KBMW-7	02/23/2022 1:30 PM	02/24/2022 2:16 PM
2202522-009	ESMW-1	02/23/2022 2:30 PM	02/24/2022 2:16 PM
2202522-010	DUP-01	02/23/2022 12:00 AM	02/24/2022 2:16 PM
2202522-011	KBMW-3	02/22/2022 1:00 PM	02/24/2022 2:16 PM
2202522-012	KBMW-8	02/22/2022 1:10 PM	02/24/2022 2:16 PM
2202522-013	KBMW-1	02/22/2022 1:36 PM	02/24/2022 2:16 PM
2202522-014	WCMW-4	02/22/2022 1:50 PM	02/24/2022 2:16 PM
2202522-015	WCMW-1R	02/22/2022 2:22 PM	02/24/2022 2:16 PM
2202522-016	WCMW-10	02/22/2022 2:35 PM	02/24/2022 2:16 PM
2202522-017	WCMW-2	02/24/2022 9:35 AM	02/24/2022 2:16 PM
2202522-018	WCMW-3	02/24/2022 9:30 AM	02/24/2022 2:16 PM
2202522-019	DUP-02	02/24/2022 12:00 AM	02/24/2022 2:16 PM
2202522-020	Trip Blank	02/21/2022 10:20 AM	02/24/2022 2:16 PM

Note: If no "Time Collected" is supplied, a default of 12:00AM is assigned

CLIENT: TRC
Project: Whitney's Chevrolet

I. SAMPLE RECEIPT:

Samples receipt information is recorded on the attached Sample Receipt Checklist.

II. GENERAL REPORTING COMMENTS:

Results are reported on a wet weight basis unless dry-weight correction is denoted in the units field on the analytical report ("mg/kg-dry" or "ug/kg-dry").

Matrix Spike (MS) and MS Duplicate (MSD) samples are tested from an analytical batch of "like" matrix to check for possible matrix effect. The MS and MSD will provide site specific matrix data only for those samples which are spiked by the laboratory. The sample chosen for spike purposes may or may not have been a sample submitted in this sample delivery group. The validity of the analytical procedures for which data is reported in this analytical report is determined by the Laboratory Control Sample (LCS) and the Method Blank (MB). The LCS and the MB are processed with the samples and the MS/MSD to ensure method criteria are achieved throughout the entire analytical process.

III. ANALYSES AND EXCEPTIONS:

Exceptions associated with this report will be footnoted in the analytical results page(s) or the quality control summary page(s) and/or noted below.

Qualifiers:

- * - Flagged value is not within established control limits
- B - Analyte detected in the associated Method Blank
- D - Dilution was required
- E - Value above quantitation range
- H - Holding times for preparation or analysis exceeded
- I - Analyte with an internal standard that does not meet established acceptance criteria
- J - Analyte detected below Reporting Limit
- N - Tentatively Identified Compound (TIC)
- Q - Analyte with an initial or continuing calibration that does not meet established acceptance criteria
- S - Spike recovery outside accepted recovery limits
- ND - Not detected at the Reporting Limit
- R - High relative percent difference observed

Acronyms:

- %Rec - Percent Recovery
- CCB - Continued Calibration Blank
- CCV - Continued Calibration Verification
- DF - Dilution Factor
- DUP - Sample Duplicate
- HEM - Hexane Extractable Material
- ICV - Initial Calibration Verification
- LCS/LCSD - Laboratory Control Sample / Laboratory Control Sample Duplicate
- MCL - Maximum Contaminant Level
- MB or MBLANK - Method Blank
- MDL - Method Detection Limit
- MS/MSD - Matrix Spike / Matrix Spike Duplicate
- PDS - Post Digestion Spike
- Ref Val - Reference Value
- REP - Sample Replicate
- RL - Reporting Limit
- RPD - Relative Percent Difference
- SD - Serial Dilution
- SGT - Silica Gel Treatment
- SPK - Spike
- Surr - Surrogate



Client: TRC

Collection Date: 2/23/2022 9:35:00 AM

Project: Whitney's Chevrolet

Lab ID: 2202522-001

Matrix: Water

Client Sample ID: KBMW-9

Analyses	Result	RL	Qual	Units	DF	Date Analyzed
----------	--------	----	------	-------	----	---------------

Gasoline by NWTPH-Gx

Batch ID: 35523

Analyst: IH

Gasoline	6,330	500	D	µg/L	10	2/28/2022 1:06:50 PM
Surr: Toluene-d8	104	65 - 135		%Rec	1	2/26/2022 6:19:37 PM
Surr: 4-Bromofluorobenzene	109	65 - 135		%Rec	1	2/26/2022 6:19:37 PM

Volatile Organic Compounds by EPA Method 8260D

Batch ID: 35523

Analyst: IH

Benzene	0.693	0.440		µg/L	1	2/26/2022 6:19:37 PM
Toluene	9.13	0.750		µg/L	1	2/26/2022 6:19:37 PM
Tetrachloroethene (PCE)	ND	0.400		µg/L	1	2/26/2022 6:19:37 PM
Ethylbenzene	103	4.00	D	µg/L	10	2/28/2022 1:06:50 PM
m,p-Xylene	317	10.0	D	µg/L	10	2/28/2022 1:06:50 PM
o-Xylene	85.7	5.00	D	µg/L	10	2/28/2022 1:06:50 PM
Naphthalene	127	12.5	D	µg/L	10	2/28/2022 1:06:50 PM
Surr: Dibromofluoromethane	90.7	80 - 120	D	%Rec	10	2/28/2022 1:06:50 PM
Surr: Toluene-d8	91.0	80 - 120		%Rec	1	2/26/2022 6:19:37 PM
Surr: 1-Bromo-4-fluorobenzene	102	80 - 120		%Rec	1	2/26/2022 6:19:37 PM



Client: TRC
Project: Whitney's Chevrolet
Lab ID: 2202522-002
Client Sample ID: KBMW-4

Collection Date: 2/23/2022 9:40:00 AM

Matrix: Water

Analyses	Result	RL	Qual	Units	DF	Date Analyzed
----------	--------	----	------	-------	----	---------------

Gasoline by NWTPH-Gx

Batch ID: 35523 Analyst: IH

Gasoline	2,920	500	D	µg/L	10	2/28/2022 1:36:59 PM
Surr: Toluene-d8	102	65 - 135		%Rec	1	2/26/2022 6:49:48 PM
Surr: 4-Bromofluorobenzene	111	65 - 135		%Rec	1	2/26/2022 6:49:48 PM

Volatile Organic Compounds by EPA Method 8260D

Batch ID: 35523 Analyst: IH

Benzene	0.878	0.440		µg/L	1	2/26/2022 6:49:48 PM
Toluene	7.19	0.750		µg/L	1	2/26/2022 6:49:48 PM
Tetrachloroethene (PCE)	ND	0.400		µg/L	1	2/26/2022 6:49:48 PM
Ethylbenzene	73.4	4.00	D	µg/L	10	2/28/2022 1:36:59 PM
m,p-Xylene	168	10.0	D	µg/L	10	2/28/2022 1:36:59 PM
o-Xylene	30.4	0.500		µg/L	1	2/26/2022 6:49:48 PM
Naphthalene	150	12.5	D	µg/L	10	2/28/2022 1:36:59 PM
Surr: Dibromofluoromethane	80.3	80 - 120		%Rec	1	2/26/2022 6:49:48 PM
Surr: Toluene-d8	88.5	80 - 120		%Rec	1	2/26/2022 6:49:48 PM
Surr: 1-Bromo-4-fluorobenzene	108	80 - 120		%Rec	1	2/26/2022 6:49:48 PM



Client: TRC

Collection Date: 2/23/2022 10:40:00 AM

Project: Whitney's Chevrolet

Lab ID: 2202522-003

Matrix: Water

Client Sample ID: TSSMW-9

Analyses	Result	RL	Qual	Units	DF	Date Analyzed
----------	--------	----	------	-------	----	---------------

Gasoline by NWTPH-Gx

Batch ID: 35523 Analyst: IH

Gasoline	ND	50.0		µg/L	1	2/26/2022 7:19:59 PM
Surr: Toluene-d8	95.9	65 - 135		%Rec	1	2/26/2022 7:19:59 PM
Surr: 4-Bromofluorobenzene	96.2	65 - 135		%Rec	1	2/26/2022 7:19:59 PM

Volatile Organic Compounds by EPA Method 8260D

Batch ID: 35523 Analyst: IH

Benzene	ND	0.440		µg/L	1	2/26/2022 7:19:59 PM
Toluene	ND	0.750		µg/L	1	2/26/2022 7:19:59 PM
Tetrachloroethene (PCE)	ND	0.400		µg/L	1	2/26/2022 7:19:59 PM
Ethylbenzene	ND	0.400		µg/L	1	2/26/2022 7:19:59 PM
m,p-Xylene	ND	1.00		µg/L	1	2/26/2022 7:19:59 PM
o-Xylene	ND	0.500		µg/L	1	2/26/2022 7:19:59 PM
Naphthalene	ND	1.25		µg/L	1	2/28/2022 2:37:13 PM
Surr: Dibromofluoromethane	87.6	80 - 120		%Rec	1	2/26/2022 7:19:59 PM
Surr: Toluene-d8	88.5	80 - 120		%Rec	1	2/26/2022 7:19:59 PM
Surr: 1-Bromo-4-fluorobenzene	96.0	80 - 120		%Rec	1	2/26/2022 7:19:59 PM



Client: TRC

Collection Date: 2/23/2022 10:32:00 AM

Project: Whitney's Chevrolet

Lab ID: 2202522-004

Matrix: Water

Client Sample ID: ESMW-7

Analyses	Result	RL	Qual	Units	DF	Date Analyzed
----------	--------	----	------	-------	----	---------------

Gasoline by NWTPH-Gx

Batch ID: 35523 Analyst: IH

Gasoline	ND	50.0		µg/L	1	2/26/2022 7:50:08 PM
Surr: Toluene-d8	96.1	65 - 135		%Rec	1	2/26/2022 7:50:08 PM
Surr: 4-Bromofluorobenzene	94.3	65 - 135		%Rec	1	2/26/2022 7:50:08 PM

Volatile Organic Compounds by EPA Method 8260D

Batch ID: 35523 Analyst: IH

Benzene	ND	0.440		µg/L	1	2/26/2022 7:50:08 PM
Toluene	ND	0.750		µg/L	1	2/26/2022 7:50:08 PM
Tetrachloroethene (PCE)	ND	0.400		µg/L	1	2/26/2022 7:50:08 PM
Ethylbenzene	ND	0.400		µg/L	1	2/26/2022 7:50:08 PM
m,p-Xylene	ND	1.00		µg/L	1	2/26/2022 7:50:08 PM
o-Xylene	ND	0.500		µg/L	1	2/26/2022 7:50:08 PM
Naphthalene	ND	1.25		µg/L	1	2/26/2022 7:50:08 PM
Surr: Dibromofluoromethane	93.8	80 - 120		%Rec	1	2/26/2022 7:50:08 PM
Surr: Toluene-d8	94.2	80 - 120		%Rec	1	2/26/2022 7:50:08 PM
Surr: 1-Bromo-4-fluorobenzene	94.6	80 - 120		%Rec	1	2/26/2022 7:50:08 PM



Client: TRC

Collection Date: 2/23/2022 11:45:00 AM

Project: Whitney's Chevrolet

Lab ID: 2202522-005

Matrix: Water

Client Sample ID: KBMW-2

Analyses	Result	RL	Qual	Units	DF	Date Analyzed
----------	--------	----	------	-------	----	---------------

Gasoline by NWTPH-Gx

Batch ID: 35523

Analyst: IH

Gasoline	4,760	500	D	µg/L	10	2/28/2022 12:06:36 PM
Surr: Toluene-d8	96.9	65 - 135		%Rec	1	2/26/2022 8:20:17 PM
Surr: 4-Bromofluorobenzene	109	65 - 135		%Rec	1	2/26/2022 8:20:17 PM

Volatile Organic Compounds by EPA Method 8260D

Batch ID: 35523

Analyst: IH

Benzene	1.59	0.440		µg/L	1	2/26/2022 8:20:17 PM
Toluene	17.1	0.750		µg/L	1	2/26/2022 8:20:17 PM
Tetrachloroethene (PCE)	1.02	0.400		µg/L	1	2/26/2022 8:20:17 PM
Ethylbenzene	93.7	4.00	D	µg/L	10	2/28/2022 12:06:36 PM
m,p-Xylene	107	10.0	D	µg/L	10	2/28/2022 12:06:36 PM
o-Xylene	195	5.00	D	µg/L	10	2/28/2022 12:06:36 PM
Naphthalene	95.4	12.5	D	µg/L	10	2/28/2022 12:06:36 PM
Surr: Dibromofluoromethane	81.2	80 - 120		%Rec	1	2/26/2022 8:20:17 PM
Surr: Toluene-d8	85.4	80 - 120		%Rec	1	2/26/2022 8:20:17 PM
Surr: 1-Bromo-4-fluorobenzene	103	80 - 120		%Rec	1	2/26/2022 8:20:17 PM



Client: TRC

Collection Date: 2/23/2022 11:55:00 AM

Project: Whitney's Chevrolet

Lab ID: 2202522-006

Matrix: Water

Client Sample ID: WCMW-5

Analyses	Result	RL	Qual	Units	DF	Date Analyzed
----------	--------	----	------	-------	----	---------------

Gasoline by NWTPH-Gx

Batch ID: 35523

Analyst: IH

Gasoline	1,250	50.0		µg/L	1	2/26/2022 9:20:37 PM
Surr: Toluene-d8	100	65 - 135		%Rec	1	2/26/2022 9:20:37 PM
Surr: 4-Bromofluorobenzene	106	65 - 135		%Rec	1	2/26/2022 9:20:37 PM

Volatile Organic Compounds by EPA Method 8260D

Batch ID: 35523

Analyst: IH

Benzene	0.482	0.440		µg/L	1	2/26/2022 9:20:37 PM
Toluene	8.44	0.750		µg/L	1	2/26/2022 9:20:37 PM
Tetrachloroethene (PCE)	2.87	0.400		µg/L	1	2/26/2022 9:20:37 PM
Ethylbenzene	52.2	4.00	D	µg/L	10	2/28/2022 2:07:07 PM
m,p-Xylene	79.6	1.00		µg/L	1	2/26/2022 9:20:37 PM
o-Xylene	36.1	0.500		µg/L	1	2/26/2022 9:20:37 PM
Naphthalene	51.3	12.5	D	µg/L	10	2/28/2022 2:07:07 PM
Surr: Dibromofluoromethane	83.0	80 - 120		%Rec	1	2/26/2022 9:20:37 PM
Surr: Toluene-d8	86.5	80 - 120		%Rec	1	2/26/2022 9:20:37 PM
Surr: 1-Bromo-4-fluorobenzene	103	80 - 120		%Rec	1	2/26/2022 9:20:37 PM



Client: TRC

Collection Date: 2/23/2022 1:35:00 PM

Project: Whitney's Chevrolet

Lab ID: 2202522-007

Matrix: Water

Client Sample ID: TSSMW-7

Analyses	Result	RL	Qual	Units	DF	Date Analyzed
----------	--------	----	------	-------	----	---------------

Gasoline by NWTPH-Gx

Batch ID: 35523 Analyst: IH

Gasoline	ND	50.0		µg/L	1	2/26/2022 11:21:17 PM
Surr: Toluene-d8	96.0	65 - 135		%Rec	1	2/26/2022 11:21:17 PM
Surr: 4-Bromofluorobenzene	93.4	65 - 135		%Rec	1	2/26/2022 11:21:17 PM

Volatile Organic Compounds by EPA Method 8260D

Batch ID: 35523 Analyst: IH

Benzene	ND	0.440		µg/L	1	2/26/2022 11:21:17 PM
Toluene	ND	0.750		µg/L	1	2/26/2022 11:21:17 PM
Tetrachloroethene (PCE)	ND	0.400		µg/L	1	2/26/2022 11:21:17 PM
Ethylbenzene	ND	0.400		µg/L	1	2/26/2022 11:21:17 PM
m,p-Xylene	ND	1.00		µg/L	1	2/26/2022 11:21:17 PM
o-Xylene	ND	0.500		µg/L	1	2/26/2022 11:21:17 PM
Naphthalene	ND	1.25		µg/L	1	2/26/2022 11:21:17 PM
Surr: Dibromofluoromethane	91.1	80 - 120		%Rec	1	2/26/2022 11:21:17 PM
Surr: Toluene-d8	92.7	80 - 120		%Rec	1	2/26/2022 11:21:17 PM
Surr: 1-Bromo-4-fluorobenzene	93.7	80 - 120		%Rec	1	2/26/2022 11:21:17 PM



Client: TRC

Collection Date: 2/23/2022 1:30:00 PM

Project: Whitney's Chevrolet

Lab ID: 2202522-008

Matrix: Water

Client Sample ID: KBMW-7

Analyses	Result	RL	Qual	Units	DF	Date Analyzed
----------	--------	----	------	-------	----	---------------

Gasoline by NWTPH-Gx

Batch ID: 35523 Analyst: IH

Gasoline	101	50.0		µg/L	1	2/26/2022 11:51:28 PM
Surr: Toluene-d8	97.9	65 - 135		%Rec	1	2/26/2022 11:51:28 PM
Surr: 4-Bromofluorobenzene	96.7	65 - 135		%Rec	1	2/26/2022 11:51:28 PM

Volatile Organic Compounds by EPA Method 8260D

Batch ID: 35523 Analyst: IH

Benzene	ND	0.440		µg/L	1	2/26/2022 11:51:28 PM
Toluene	ND	0.750		µg/L	1	2/26/2022 11:51:28 PM
Tetrachloroethene (PCE)	0.642	0.400		µg/L	1	2/26/2022 11:51:28 PM
Ethylbenzene	1.21	0.400		µg/L	1	2/26/2022 11:51:28 PM
m,p-Xylene	2.75	1.00		µg/L	1	2/26/2022 11:51:28 PM
o-Xylene	ND	0.500		µg/L	1	2/26/2022 11:51:28 PM
Naphthalene	ND	1.25		µg/L	1	2/26/2022 11:51:28 PM
Surr: Dibromofluoromethane	88.8	80 - 120		%Rec	1	2/26/2022 11:51:28 PM
Surr: Toluene-d8	88.9	80 - 120		%Rec	1	2/26/2022 11:51:28 PM
Surr: 1-Bromo-4-fluorobenzene	96.7	80 - 120		%Rec	1	2/26/2022 11:51:28 PM



Client: TRC

Collection Date: 2/23/2022 2:30:00 PM

Project: Whitney's Chevrolet

Lab ID: 2202522-009

Matrix: Water

Client Sample ID: ESMW-1

Analyses	Result	RL	Qual	Units	DF	Date Analyzed
----------	--------	----	------	-------	----	---------------

Gasoline by NWTPH-Gx

Batch ID: 35523 Analyst: IH

Gasoline	ND	50.0		µg/L	1	2/27/2022 12:21:38 AM
Surr: Toluene-d8	95.7	65 - 135		%Rec	1	2/27/2022 12:21:38 AM
Surr: 4-Bromofluorobenzene	94.9	65 - 135		%Rec	1	2/27/2022 12:21:38 AM

Volatile Organic Compounds by EPA Method 8260D

Batch ID: 35523 Analyst: IH

Benzene	ND	0.440		µg/L	1	2/27/2022 12:21:38 AM
Toluene	ND	0.750		µg/L	1	2/27/2022 12:21:38 AM
Tetrachloroethene (PCE)	ND	0.400		µg/L	1	2/27/2022 12:21:38 AM
Ethylbenzene	ND	0.400		µg/L	1	2/27/2022 12:21:38 AM
m,p-Xylene	ND	1.00		µg/L	1	2/27/2022 12:21:38 AM
o-Xylene	ND	0.500		µg/L	1	2/27/2022 12:21:38 AM
Naphthalene	ND	1.25		µg/L	1	2/27/2022 12:21:38 AM
Surr: Dibromofluoromethane	92.1	80 - 120		%Rec	1	2/27/2022 12:21:38 AM
Surr: Toluene-d8	94.4	80 - 120		%Rec	1	2/27/2022 12:21:38 AM
Surr: 1-Bromo-4-fluorobenzene	95.2	80 - 120		%Rec	1	2/27/2022 12:21:38 AM



Client: TRC

Collection Date: 2/23/2022

Project: Whitney's Chevrolet

Lab ID: 2202522-010

Matrix: Water

Client Sample ID: DUP-01

Analyses	Result	RL	Qual	Units	DF	Date Analyzed
----------	--------	----	------	-------	----	---------------

Gasoline by NWTPH-Gx

Batch ID: 35523

Analyst: IH

Gasoline	3,750	500	D	µg/L	10	2/28/2022 12:36:43 PM
Surr: Toluene-d8	103	65 - 135		%Rec	1	2/27/2022 12:51:48 AM
Surr: 4-Bromofluorobenzene	110	65 - 135		%Rec	1	2/27/2022 12:51:48 AM

Volatile Organic Compounds by EPA Method 8260D

Batch ID: 35523

Analyst: IH

Benzene	1.60	0.440		µg/L	1	2/27/2022 12:51:48 AM
Toluene	17.1	0.750		µg/L	1	2/27/2022 12:51:48 AM
Tetrachloroethene (PCE)	0.888	0.400		µg/L	1	2/27/2022 12:51:48 AM
Ethylbenzene	60.0	4.00	D	µg/L	10	2/28/2022 12:36:43 PM
m,p-Xylene	69.0	10.0	D	µg/L	10	2/28/2022 12:36:43 PM
o-Xylene	134	5.00	D	µg/L	10	2/28/2022 12:36:43 PM
Naphthalene	86.3	12.5	D	µg/L	10	2/28/2022 12:36:43 PM
Surr: Dibromofluoromethane	84.2	80 - 120		%Rec	1	2/27/2022 12:51:48 AM
Surr: Toluene-d8	85.6	80 - 120		%Rec	1	2/27/2022 12:51:48 AM
Surr: 1-Bromo-4-fluorobenzene	105	80 - 120		%Rec	1	2/27/2022 12:51:48 AM



Client: TRC

Collection Date: 2/22/2022 1:00:00 PM

Project: Whitney's Chevrolet

Lab ID: 2202522-011

Matrix: Water

Client Sample ID: KBMW-3

Analyses	Result	RL	Qual	Units	DF	Date Analyzed
----------	--------	----	------	-------	----	---------------

Gasoline by NWTPH-Gx

Batch ID: 35523 Analyst: IH

Gasoline	ND	50.0		µg/L	1	2/27/2022 1:21:59 AM
Surr: Toluene-d8	97.6	65 - 135		%Rec	1	2/27/2022 1:21:59 AM
Surr: 4-Bromofluorobenzene	94.9	65 - 135		%Rec	1	2/27/2022 1:21:59 AM

Volatile Organic Compounds by EPA Method 8260D

Batch ID: 35523 Analyst: IH

Benzene	ND	0.440		µg/L	1	2/27/2022 1:21:59 AM
Toluene	ND	0.750		µg/L	1	2/27/2022 1:21:59 AM
Tetrachloroethene (PCE)	ND	0.400		µg/L	1	2/27/2022 1:21:59 AM
Ethylbenzene	ND	0.400		µg/L	1	2/27/2022 1:21:59 AM
m,p-Xylene	ND	1.00		µg/L	1	2/27/2022 1:21:59 AM
o-Xylene	ND	0.500		µg/L	1	2/27/2022 1:21:59 AM
Naphthalene	ND	1.25		µg/L	1	2/27/2022 1:21:59 AM
Surr: Dibromofluoromethane	91.0	80 - 120		%Rec	1	2/27/2022 1:21:59 AM
Surr: Toluene-d8	93.0	80 - 120		%Rec	1	2/27/2022 1:21:59 AM
Surr: 1-Bromo-4-fluorobenzene	95.1	80 - 120		%Rec	1	2/27/2022 1:21:59 AM



Client: TRC

Collection Date: 2/22/2022 1:10:00 PM

Project: Whitney's Chevrolet

Lab ID: 2202522-012

Matrix: Water

Client Sample ID: KBMW-8

Analyses	Result	RL	Qual	Units	DF	Date Analyzed
----------	--------	----	------	-------	----	---------------

Gasoline by NWTPH-Gx

Batch ID: 35523 Analyst: IH

Gasoline	ND	50.0		µg/L	1	2/27/2022 1:52:08 AM
Surr: Toluene-d8	97.7	65 - 135		%Rec	1	2/27/2022 1:52:08 AM
Surr: 4-Bromofluorobenzene	93.4	65 - 135		%Rec	1	2/27/2022 1:52:08 AM

Volatile Organic Compounds by EPA Method 8260D

Batch ID: 35523 Analyst: IH

Benzene	ND	0.440		µg/L	1	2/27/2022 1:52:08 AM
Toluene	ND	0.750		µg/L	1	2/27/2022 1:52:08 AM
Tetrachloroethene (PCE)	ND	0.400		µg/L	1	2/27/2022 1:52:08 AM
Ethylbenzene	ND	0.400		µg/L	1	2/27/2022 1:52:08 AM
m,p-Xylene	ND	1.00		µg/L	1	2/27/2022 1:52:08 AM
o-Xylene	ND	0.500		µg/L	1	2/27/2022 1:52:08 AM
Naphthalene	ND	1.25		µg/L	1	2/27/2022 1:52:08 AM
Surr: Dibromofluoromethane	91.9	80 - 120		%Rec	1	2/27/2022 1:52:08 AM
Surr: Toluene-d8	95.5	80 - 120		%Rec	1	2/27/2022 1:52:08 AM
Surr: 1-Bromo-4-fluorobenzene	93.7	80 - 120		%Rec	1	2/27/2022 1:52:08 AM



Client: TRC

Collection Date: 2/22/2022 1:36:00 PM

Project: Whitney's Chevrolet

Lab ID: 2202522-013

Matrix: Water

Client Sample ID: KBMW-1

Analyses	Result	RL	Qual	Units	DF	Date Analyzed
----------	--------	----	------	-------	----	---------------

Gasoline by NWTPH-Gx

Batch ID: 35523 Analyst: IH

Gasoline	ND	50.0		µg/L	1	2/27/2022 2:22:21 AM
Surr: Toluene-d8	95.4	65 - 135		%Rec	1	2/27/2022 2:22:21 AM
Surr: 4-Bromofluorobenzene	93.9	65 - 135		%Rec	1	2/27/2022 2:22:21 AM

Volatile Organic Compounds by EPA Method 8260D

Batch ID: 35523 Analyst: IH

Benzene	ND	0.440		µg/L	1	2/27/2022 2:22:21 AM
Toluene	ND	0.750		µg/L	1	2/27/2022 2:22:21 AM
Tetrachloroethene (PCE)	ND	0.400		µg/L	1	2/27/2022 2:22:21 AM
Ethylbenzene	ND	0.400		µg/L	1	2/27/2022 2:22:21 AM
m,p-Xylene	ND	1.00		µg/L	1	2/27/2022 2:22:21 AM
o-Xylene	ND	0.500		µg/L	1	2/27/2022 2:22:21 AM
Naphthalene	ND	1.25		µg/L	1	2/27/2022 2:22:21 AM
Surr: Dibromofluoromethane	96.9	80 - 120		%Rec	1	2/27/2022 2:22:21 AM
Surr: Toluene-d8	97.0	80 - 120		%Rec	1	2/27/2022 2:22:21 AM
Surr: 1-Bromo-4-fluorobenzene	94.0	80 - 120		%Rec	1	2/27/2022 2:22:21 AM



Client: TRC

Collection Date: 2/22/2022 1:50:00 PM

Project: Whitney's Chevrolet

Lab ID: 2202522-014

Matrix: Water

Client Sample ID: WCMW-4

Analyses	Result	RL	Qual	Units	DF	Date Analyzed
----------	--------	----	------	-------	----	---------------

Gasoline by NWTPH-Gx

Batch ID: 35539

Analyst: TN

Gasoline	33,400	1,000	D	µg/L	20	3/1/2022 5:25:54 AM
Surr: Toluene-d8	101	65 - 135	D	%Rec	20	3/1/2022 5:25:54 AM
Surr: 4-Bromofluorobenzene	107	65 - 135	D	%Rec	20	3/1/2022 5:25:54 AM

Volatile Organic Compounds by EPA Method 8260D

Batch ID: 35539

Analyst: TN

Benzene	ND	0.440		µg/L	1	3/1/2022 8:26:49 AM
Toluene	26.1	0.750		µg/L	1	3/1/2022 8:26:49 AM
Tetrachloroethene (PCE)	3.64	0.400		µg/L	1	3/1/2022 8:26:49 AM
Ethylbenzene	779	8.00	D	µg/L	20	3/1/2022 5:25:54 AM
m,p-Xylene	2,650	200	D	µg/L	200	3/1/2022 8:36:30 PM
o-Xylene	739	100	D	µg/L	200	3/1/2022 8:36:30 PM
Naphthalene	723	250	D	µg/L	200	3/1/2022 8:36:30 PM
Surr: Dibromofluoromethane	83.4	80 - 120		%Rec	1	3/1/2022 8:26:49 AM
Surr: Toluene-d8	94.9	80 - 120		%Rec	1	3/1/2022 8:26:49 AM
Surr: 1-Bromo-4-fluorobenzene	98.2	80 - 120		%Rec	1	3/1/2022 8:26:49 AM



Client: TRC

Collection Date: 2/22/2022 2:22:00 PM

Project: Whitney's Chevrolet

Lab ID: 2202522-015

Matrix: Water

Client Sample ID: WCMW-1R

Analyses	Result	RL	Qual	Units	DF	Date Analyzed
----------	--------	----	------	-------	----	---------------

Gasoline by NWTPH-Gx

Batch ID: 35539 Analyst: TN

Gasoline	ND	50.0		µg/L	1	2/28/2022 10:54:00 PM
Surr: Toluene-d8	95.8	65 - 135		%Rec	1	2/28/2022 10:54:00 PM
Surr: 4-Bromofluorobenzene	92.0	65 - 135		%Rec	1	2/28/2022 10:54:00 PM

Volatile Organic Compounds by EPA Method 8260D

Batch ID: 35539 Analyst: TN

Benzene	ND	0.440		µg/L	1	2/28/2022 10:54:00 PM
Toluene	ND	0.750		µg/L	1	2/28/2022 10:54:00 PM
Tetrachloroethene (PCE)	0.483	0.400		µg/L	1	2/28/2022 10:54:00 PM
Ethylbenzene	ND	0.400		µg/L	1	2/28/2022 10:54:00 PM
m,p-Xylene	ND	1.00		µg/L	1	2/28/2022 10:54:00 PM
o-Xylene	ND	0.500		µg/L	1	2/28/2022 10:54:00 PM
Naphthalene	ND	1.25		µg/L	1	2/28/2022 10:54:00 PM
Surr: Dibromofluoromethane	104	80 - 120		%Rec	1	2/28/2022 10:54:00 PM
Surr: Toluene-d8	99.2	80 - 120		%Rec	1	2/28/2022 10:54:00 PM
Surr: 1-Bromo-4-fluorobenzene	92.3	80 - 120		%Rec	1	2/28/2022 10:54:00 PM



Client: TRC

Collection Date: 2/22/2022 2:35:00 PM

Project: Whitney's Chevrolet

Lab ID: 2202522-016

Matrix: Water

Client Sample ID: WCMW-10

Analyses	Result	RL	Qual	Units	DF	Date Analyzed
----------	--------	----	------	-------	----	---------------

Gasoline by NWTPH-Gx

Batch ID: 35539

Analyst: TN

Gasoline	ND	50.0		µg/L	1	2/28/2022 11:24:10 PM
Surr: Toluene-d8	96.2	65 - 135		%Rec	1	2/28/2022 11:24:10 PM
Surr: 4-Bromofluorobenzene	94.6	65 - 135		%Rec	1	2/28/2022 11:24:10 PM

Volatile Organic Compounds by EPA Method 8260D

Batch ID: 35539

Analyst: TN

Benzene	ND	0.440		µg/L	1	2/28/2022 11:24:10 PM
Toluene	ND	0.750		µg/L	1	2/28/2022 11:24:10 PM
Tetrachloroethene (PCE)	ND	0.400		µg/L	1	2/28/2022 11:24:10 PM
Ethylbenzene	ND	0.400		µg/L	1	2/28/2022 11:24:10 PM
m,p-Xylene	ND	1.00		µg/L	1	2/28/2022 11:24:10 PM
o-Xylene	ND	0.500		µg/L	1	2/28/2022 11:24:10 PM
Naphthalene	ND	1.25		µg/L	1	2/28/2022 11:24:10 PM
Surr: Dibromofluoromethane	102	80 - 120		%Rec	1	2/28/2022 11:24:10 PM
Surr: Toluene-d8	98.7	80 - 120		%Rec	1	2/28/2022 11:24:10 PM
Surr: 1-Bromo-4-fluorobenzene	93.4	80 - 120		%Rec	1	2/28/2022 11:24:10 PM



Client: TRC

Collection Date: 2/24/2022 9:35:00 AM

Project: Whitney's Chevrolet

Lab ID: 2202522-017

Matrix: Water

Client Sample ID: WCMW-2

Analyses	Result	RL	Qual	Units	DF	Date Analyzed
----------	--------	----	------	-------	----	---------------

Gasoline by NWTPH-Gx

Batch ID: 35539

Analyst: TN

Gasoline	9,470	1,000	D	µg/L	20	3/1/2022 5:56:03 AM
Surr: Toluene-d8	98.0	65 - 135	D	%Rec	20	3/1/2022 5:56:03 AM
Surr: 4-Bromofluorobenzene	103	65 - 135	D	%Rec	20	3/1/2022 5:56:03 AM

Volatile Organic Compounds by EPA Method 8260D

Batch ID: 35539

Analyst: TN

Benzene	ND	0.440		µg/L	1	3/1/2022 8:57:00 AM
Toluene	315	15.0	D	µg/L	20	3/1/2022 5:56:03 AM
Tetrachloroethene (PCE)	ND	0.400		µg/L	1	3/1/2022 8:57:00 AM
Ethylbenzene	247	8.00	D	µg/L	20	3/1/2022 5:56:03 AM
m,p-Xylene	872	20.0	D	µg/L	20	3/1/2022 5:56:03 AM
o-Xylene	478	10.0	D	µg/L	20	3/1/2022 5:56:03 AM
Naphthalene	170	25.0	D	µg/L	20	3/1/2022 10:06:56 PM
Surr: Dibromofluoromethane	96.0	80 - 120	D	%Rec	20	3/1/2022 5:56:03 AM
Surr: Toluene-d8	94.5	80 - 120	D	%Rec	20	3/1/2022 5:56:03 AM
Surr: 1-Bromo-4-fluorobenzene	103	80 - 120	D	%Rec	20	3/1/2022 5:56:03 AM



Client: TRC

Collection Date: 2/24/2022 9:30:00 AM

Project: Whitney's Chevrolet

Lab ID: 2202522-018

Matrix: Water

Client Sample ID: WCMW-3

Analyses	Result	RL	Qual	Units	DF	Date Analyzed
----------	--------	----	------	-------	----	---------------

Gasoline by NWTPH-Gx

Batch ID: 35539 Analyst: TN

Gasoline	31,600	25,000	D	µg/L	500	3/1/2022 6:26:12 AM
Surr: Toluene-d8	97.3	65 - 135	D	%Rec	500	3/1/2022 6:26:12 AM
Surr: 4-Bromofluorobenzene	98.9	65 - 135	D	%Rec	500	3/1/2022 6:26:12 AM

Volatile Organic Compounds by EPA Method 8260D

Batch ID: 35539 Analyst: TN

Benzene	ND	4.40	D	µg/L	10	3/1/2022 7:56:41 AM
Toluene	257	7.50	D	µg/L	10	3/1/2022 7:56:41 AM
Tetrachloroethene (PCE)	10.1	4.00	D	µg/L	10	3/1/2022 7:56:41 AM
Ethylbenzene	1,030	200	D	µg/L	500	3/1/2022 6:26:12 AM
m,p-Xylene	3,130	500	D	µg/L	500	3/1/2022 6:26:12 AM
o-Xylene	1,290	250	D	µg/L	500	3/1/2022 6:26:12 AM
Naphthalene	457	312	D	µg/L	250	3/1/2022 9:06:39 PM
Surr: Dibromofluoromethane	86.9	80 - 120	D	%Rec	10	3/1/2022 7:56:41 AM
Surr: Toluene-d8	88.1	80 - 120	D	%Rec	10	3/1/2022 7:56:41 AM
Surr: 1-Bromo-4-fluorobenzene	103	80 - 120	D	%Rec	10	3/1/2022 7:56:41 AM



Client: TRC

Collection Date: 2/24/2022

Project: Whitney's Chevrolet

Lab ID: 2202522-019

Matrix: Water

Client Sample ID: DUP-02

Analyses	Result	RL	Qual	Units	DF	Date Analyzed
----------	--------	----	------	-------	----	---------------

Gasoline by NWTPH-Gx

Batch ID: 35539

Analyst: TN

Gasoline	19,000	12,500	D	µg/L	250	3/1/2022 9:36:46 PM
Surr: Toluene-d8	91.2	65 - 135	D	%Rec	250	3/1/2022 9:36:46 PM
Surr: 4-Bromofluorobenzene	102	65 - 135	D	%Rec	250	3/1/2022 9:36:46 PM

Volatile Organic Compounds by EPA Method 8260D

Batch ID: 35539

Analyst: TN

Benzene	ND	4.40	D	µg/L	10	3/1/2022 7:26:33 AM
Toluene	263	7.50	D	µg/L	10	3/1/2022 7:26:33 AM
Tetrachloroethene (PCE)	11.1	4.00	D	µg/L	10	3/1/2022 7:26:33 AM
Ethylbenzene	966	100	D	µg/L	250	3/1/2022 9:36:46 PM
m,p-Xylene	3,050	250	D	µg/L	250	3/1/2022 9:36:46 PM
o-Xylene	1,310	125	D	µg/L	250	3/1/2022 9:36:46 PM
Naphthalene	484	312	D	µg/L	250	3/1/2022 9:36:46 PM
Surr: Dibromofluoromethane	85.5	80 - 120	D	%Rec	10	3/1/2022 7:26:33 AM
Surr: Toluene-d8	88.7	80 - 120	D	%Rec	10	3/1/2022 7:26:33 AM
Surr: 1-Bromo-4-fluorobenzene	105	80 - 120	D	%Rec	10	3/1/2022 7:26:33 AM

Work Order: 2202522
 CLIENT: TRC
 Project: Whitney's Chevrolet

QC SUMMARY REPORT
Gasoline by NWTPH-Gx

Sample ID: LCS-35523	SampType: LCS	Units: µg/L			Prep Date: 2/25/2022	RunNo: 73624					
Client ID: LCSW	Batch ID: 35523				Analysis Date: 2/26/2022	SeqNo: 1505321					
Analyte	Result	RL	SPK value	SPK Ref Val	%REC	LowLimit	HighLimit	RPD Ref Val	%RPD	RPDLimit	Qual

Gasoline	537	50.0	500.0	0	107	65	135				
Surr: Toluene-d8	25.1		25.00		100	65	135				
Surr: 4-Bromofluorobenzene	26.4		25.00		106	65	135				

Sample ID: MB-35523	SampType: MBLK	Units: µg/L			Prep Date: 2/25/2022	RunNo: 73624					
Client ID: MBLKW	Batch ID: 35523				Analysis Date: 2/26/2022	SeqNo: 1505286					
Analyte	Result	RL	SPK value	SPK Ref Val	%REC	LowLimit	HighLimit	RPD Ref Val	%RPD	RPDLimit	Qual

Gasoline	ND	50.0									
Surr: Toluene-d8	23.8		25.00		95.3	65	135				
Surr: 4-Bromofluorobenzene	23.3		25.00		93.2	65	135				

Sample ID: 2202493-001ADUP	SampType: DUP	Units: µg/L			Prep Date: 2/25/2022	RunNo: 73624					
Client ID: BATCH	Batch ID: 35523				Analysis Date: 2/26/2022	SeqNo: 1505288					
Analyte	Result	RL	SPK value	SPK Ref Val	%REC	LowLimit	HighLimit	RPD Ref Val	%RPD	RPDLimit	Qual

Gasoline	118	50.0						124.9	5.94	30	
Surr: Toluene-d8	24.6		25.00		98.5	65	135		0		
Surr: 4-Bromofluorobenzene	25.3		25.00		101	65	135		0		

Sample ID: 2202522-005ADUP	SampType: DUP	Units: µg/L			Prep Date: 2/25/2022	RunNo: 73624					
Client ID: KBMW-2	Batch ID: 35523				Analysis Date: 2/26/2022	SeqNo: 1505300					
Analyte	Result	RL	SPK value	SPK Ref Val	%REC	LowLimit	HighLimit	RPD Ref Val	%RPD	RPDLimit	Qual

Gasoline	3,990	50.0						3,676	8.26	30	E
Surr: Toluene-d8	25.4		25.00		102	65	135		0		
Surr: 4-Bromofluorobenzene	27.2		25.00		109	65	135		0		

Work Order: 2202522
 CLIENT: TRC
 Project: Whitney's Chevrolet

QC SUMMARY REPORT
Gasoline by NWTPH-Gx

Sample ID: 2202522-001AMS	SampType: MS	Units: µg/L		Prep Date: 2/25/2022	RunNo: 73624						
Client ID: KBMW-9	Batch ID: 35523			Analysis Date: 2/27/2022	SeqNo: 1505311						
Analyte	Result	RL	SPK value	SPK Ref Val	%REC	LowLimit	HighLimit	RPD Ref Val	%RPD	RPDLimit	Qual

Gasoline	5,110	50.0	500.0	4,740	73.3	65	135				E
Surr: Toluene-d8	26.6		25.00		106	65	135				
Surr: 4-Bromofluorobenzene	27.2		25.00		109	65	135				

Sample ID: LCS-35539	SampType: LCS	Units: µg/L		Prep Date: 2/28/2022	RunNo: 73655						
Client ID: LCSW	Batch ID: 35539			Analysis Date: 2/28/2022	SeqNo: 1506572						
Analyte	Result	RL	SPK value	SPK Ref Val	%REC	LowLimit	HighLimit	RPD Ref Val	%RPD	RPDLimit	Qual

Gasoline	518	50.0	500.0	0	104	65	135				
Surr: Toluene-d8	24.9		25.00		99.5	65	135				
Surr: 4-Bromofluorobenzene	27.0		25.00		108	65	135				

Sample ID: MB-35539	SampType: MBLK	Units: µg/L		Prep Date: 2/28/2022	RunNo: 73655						
Client ID: MBLKW	Batch ID: 35539			Analysis Date: 2/28/2022	SeqNo: 1506560						
Analyte	Result	RL	SPK value	SPK Ref Val	%REC	LowLimit	HighLimit	RPD Ref Val	%RPD	RPDLimit	Qual

Gasoline	ND	50.0									
Surr: Toluene-d8	24.3		25.00		97.3	65	135				
Surr: 4-Bromofluorobenzene	22.9		25.00		91.8	65	135				

Sample ID: 2202585-004ADUP	SampType: DUP	Units: µg/L		Prep Date: 2/28/2022	RunNo: 73655						
Client ID: BATCH	Batch ID: 35539			Analysis Date: 2/28/2022	SeqNo: 1506556						
Analyte	Result	RL	SPK value	SPK Ref Val	%REC	LowLimit	HighLimit	RPD Ref Val	%RPD	RPDLimit	Qual

Gasoline	ND	50.0						0		30	
Surr: Toluene-d8	24.1		25.00		96.5	65	135		0		
Surr: 4-Bromofluorobenzene	23.2		25.00		92.7	65	135		0		

Work Order: 2202522
 CLIENT: TRC
 Project: Whitney's Chevrolet

QC SUMMARY REPORT
Gasoline by NWTPH-Gx

Sample ID: 2202556-001ADUP	SampType: DUP	Units: µg/L		Prep Date: 2/28/2022	RunNo: 73655						
Client ID: BATCH	Batch ID: 35539			Analysis Date: 2/28/2022	SeqNo: 1506543						
Analyte	Result	RL	SPK value	SPK Ref Val	%REC	LowLimit	HighLimit	RPD Ref Val	%RPD	RPDLimit	Qual

Gasoline	1,010	50.0						932.5	8.37	30	
Surr: Toluene-d8	25.0		25.00		100	65	135		0		
Surr: 4-Bromofluorobenzene	26.8		25.00		107	65	135		0		

Sample ID: 2202556-001AMS	SampType: MS	Units: µg/L		Prep Date: 2/28/2022	RunNo: 73655						
Client ID: BATCH	Batch ID: 35539			Analysis Date: 3/1/2022	SeqNo: 1506544						
Analyte	Result	RL	SPK value	SPK Ref Val	%REC	LowLimit	HighLimit	RPD Ref Val	%RPD	RPDLimit	Qual

Gasoline	1,610	50.0	500.0	932.5	136	65	135				S
Surr: Toluene-d8	25.5		25.00		102	65	135				
Surr: 4-Bromofluorobenzene	26.2		25.00		105	65	135				

NOTES:

S - Analyte concentration was too high for accurate spike recovery(ies).

Work Order: 2202522
 CLIENT: TRC
 Project: Whitney's Chevrolet

QC SUMMARY REPORT
Volatile Organic Compounds by EPA Method 8260D

Sample ID: LCS-35523	SampType: LCS	Units: µg/L				Prep Date: 2/25/2022	RunNo: 73625				
Client ID: LCSW	Batch ID: 35523					Analysis Date: 2/26/2022	SeqNo: 1505413				
Analyte	Result	RL	SPK value	SPK Ref Val	%REC	LowLimit	HighLimit	RPD Ref Val	%RPD	RPDLimit	Qual
Benzene	20.5	0.440	20.00	0	103	80	120				
Toluene	20.7	0.750	20.00	0	104	80	120				
Tetrachloroethene (PCE)	20.6	0.400	20.00	0	103	80	120				
Ethylbenzene	21.4	0.400	20.00	0	107	80	120				
m,p-Xylene	42.3	1.00	40.00	0	106	80	120				
o-Xylene	21.1	0.500	20.00	0	105	80	120				
Naphthalene	21.3	1.25	20.00	0	107	80	120				
Surr: Dibromofluoromethane	25.0		25.00		99.8	80	120				
Surr: Toluene-d8	25.8		25.00		103	80	120				
Surr: 1-Bromo-4-fluorobenzene	26.5		25.00		106	80	120				

Sample ID: MB-35523	SampType: MBLK	Units: µg/L				Prep Date: 2/25/2022	RunNo: 73625				
Client ID: MBLKW	Batch ID: 35523					Analysis Date: 2/26/2022	SeqNo: 1505414				
Analyte	Result	RL	SPK value	SPK Ref Val	%REC	LowLimit	HighLimit	RPD Ref Val	%RPD	RPDLimit	Qual
Benzene	ND	0.440									
Toluene	ND	0.750									
Tetrachloroethene (PCE)	ND	0.400									
Ethylbenzene	ND	0.400									
m,p-Xylene	ND	1.00									
o-Xylene	ND	0.500									
Naphthalene	ND	1.25									
Surr: Dibromofluoromethane	22.8		25.00		91.2	80	120				
Surr: Toluene-d8	24.5		25.00		97.9	80	120				
Surr: 1-Bromo-4-fluorobenzene	23.4		25.00		93.5	80	120				

Work Order: 2202522
 CLIENT: TRC
 Project: Whitney's Chevrolet

QC SUMMARY REPORT
Volatile Organic Compounds by EPA Method 8260D

Sample ID: 2202493-001ADUP		SampType: DUP		Units: µg/L		Prep Date: 2/25/2022		RunNo: 73625			
Client ID: BATCH		Batch ID: 35523				Analysis Date: 2/26/2022		SeqNo: 1505416			
Analyte	Result	RL	SPK value	SPK Ref Val	%REC	LowLimit	HighLimit	RPD Ref Val	%RPD	RPDLimit	Qual
Benzene	ND	0.440						0		30	
Toluene	0.767	0.750						0.7494	2.28	30	
Tetrachloroethene (PCE)	ND	0.400						0		30	
Ethylbenzene	0.486	0.400						0.4534	6.87	30	
m,p-Xylene	3.48	1.00						3.340	4.11	30	
o-Xylene	1.67	0.500						1.526	9.07	30	
Naphthalene	1.73	1.25						1.570	9.84	30	
Surr: Dibromofluoromethane	23.2		25.00		92.6	80	120		0		
Surr: Toluene-d8	24.6		25.00		98.6	80	120		0		
Surr: 1-Bromo-4-fluorobenzene	24.7		25.00		99.0	80	120		0		

Sample ID: 2202522-005ADUP		SampType: DUP		Units: µg/L		Prep Date: 2/25/2022		RunNo: 73625			
Client ID: KBMW-2		Batch ID: 35523				Analysis Date: 2/26/2022		SeqNo: 1505428			
Analyte	Result	RL	SPK value	SPK Ref Val	%REC	LowLimit	HighLimit	RPD Ref Val	%RPD	RPDLimit	Qual
Benzene	1.77	0.440						1.593	10.6	30	
Toluene	17.8	0.750						17.07	4.29	30	
Tetrachloroethene (PCE)	0.904	0.400						1.024	12.5	30	
Ethylbenzene	67.0	0.400						65.25	2.58	30	E
m,p-Xylene	101	1.00						96.26	4.90	30	E
o-Xylene	175	0.500						165.4	5.62	30	E
Naphthalene	79.0	1.25						73.45	7.32	30	E
Surr: Dibromofluoromethane	21.0		25.00		84.1	80	120		0		
Surr: Toluene-d8	21.6		25.00		86.2	80	120		0		
Surr: 1-Bromo-4-fluorobenzene	25.6		25.00		103	80	120		0		

Work Order: 2202522
 CLIENT: TRC
 Project: Whitney's Chevrolet

QC SUMMARY REPORT
Volatile Organic Compounds by EPA Method 8260D

Sample ID: 2202508-001AMS	SampType: MS	Units: µg/L				Prep Date: 2/25/2022	RunNo: 73625				
Client ID: BATCH	Batch ID: 35523					Analysis Date: 2/27/2022	SeqNo: 1505440				
Analyte	Result	RL	SPK value	SPK Ref Val	%REC	LowLimit	HighLimit	RPD Ref Val	%RPD	RPDLimit	Qual
Benzene	22.9	0.440	20.00	0	115	80.1	128				
Toluene	22.9	0.750	20.00	0	115	83.3	125				
Tetrachloroethene (PCE)	26.9	0.400	20.00	3.966	114	85.7	124				
Ethylbenzene	24.1	0.400	20.00	0	120	85.5	124				
m,p-Xylene	47.2	1.00	40.00	0	118	86.8	122				
o-Xylene	23.7	0.500	20.00	0	118	86.4	121				
Naphthalene	23.4	1.25	20.00	0	117	42.6	147				
Surr: Dibromofluoromethane	24.5		25.00		98.2	80	120				
Surr: Toluene-d8	25.4		25.00		102	80	120				
Surr: 1-Bromo-4-fluorobenzene	26.2		25.00		105	80	120				

Sample ID: LCS-35539	SampType: LCS	Units: µg/L				Prep Date: 2/28/2022	RunNo: 73654				
Client ID: LCSW	Batch ID: 35539					Analysis Date: 2/28/2022	SeqNo: 1506485				
Analyte	Result	RL	SPK value	SPK Ref Val	%REC	LowLimit	HighLimit	RPD Ref Val	%RPD	RPDLimit	Qual
Benzene	19.1	0.440	20.00	0	95.6	80	120				
Toluene	20.5	0.750	20.00	0	103	80	120				
Tetrachloroethene (PCE)	21.1	0.400	20.00	0	106	80	120				
Ethylbenzene	21.5	0.400	20.00	0	108	80	120				
m,p-Xylene	42.4	1.00	40.00	0	106	80	120				
o-Xylene	21.1	0.500	20.00	0	106	80	120				
Naphthalene	21.8	1.25	20.00	0	109	80	120				
Surr: Dibromofluoromethane	23.1		25.00		92.2	80	120				
Surr: Toluene-d8	25.1		25.00		100	80	120				
Surr: 1-Bromo-4-fluorobenzene	27.0		25.00		108	80	120				

Work Order: 2202522
 CLIENT: TRC
 Project: Whitney's Chevrolet

QC SUMMARY REPORT
Volatile Organic Compounds by EPA Method 8260D

Sample ID: 2202585-004ADUP	SampType: DUP	Units: µg/L			Prep Date: 2/28/2022	RunNo: 73654					
Client ID: BATCH	Batch ID: 35539				Analysis Date: 2/28/2022	SeqNo: 1506480					
Analyte	Result	RL	SPK value	SPK Ref Val	%REC	LowLimit	HighLimit	RPD Ref Val	%RPD	RPDLimit	Qual
Benzene	ND	0.440						0		30	
Toluene	ND	0.750						0		30	
Tetrachloroethene (PCE)	ND	0.400						0		30	
Ethylbenzene	ND	0.400						0		30	
m,p-Xylene	ND	1.00						0		30	
o-Xylene	ND	0.500						0		30	
Naphthalene	ND	1.25						0		30	
Surr: Dibromofluoromethane	23.6		25.00		94.4	80	120		0		
Surr: Toluene-d8	24.3		25.00		97.1	80	120		0		
Surr: 1-Bromo-4-fluorobenzene	23.3		25.00		93.2	80	120		0		

Sample ID: 2202556-001ADUP	SampType: DUP	Units: µg/L			Prep Date: 2/28/2022	RunNo: 73654					
Client ID: BATCH	Batch ID: 35539				Analysis Date: 2/28/2022	SeqNo: 1506467					
Analyte	Result	RL	SPK value	SPK Ref Val	%REC	LowLimit	HighLimit	RPD Ref Val	%RPD	RPDLimit	Qual
Benzene	ND	0.440						0		30	
Toluene	9.73	0.750						9.049	7.25	30	
Tetrachloroethene (PCE)	0.442	0.400						0.4523	2.38	30	
Ethylbenzene	4.79	0.400						4.619	3.68	30	
m,p-Xylene	16.6	1.00						16.16	2.70	30	
o-Xylene	15.3	0.500						15.18	0.966	30	
Naphthalene	1.50	1.25						1.266	17.0	30	
Surr: Dibromofluoromethane	23.4		25.00		93.7	80	120		0		
Surr: Toluene-d8	23.4		25.00		93.5	80	120		0		
Surr: 1-Bromo-4-fluorobenzene	26.1		25.00		104	80	120		0		

Work Order: 2202522
 CLIENT: TRC
 Project: Whitney's Chevrolet

QC SUMMARY REPORT
Volatile Organic Compounds by EPA Method 8260D

Sample ID: 2202556-001AMS	SampType: MS	Units: µg/L	Prep Date: 2/28/2022	RunNo: 73654							
Client ID: BATCH	Batch ID: 35539		Analysis Date: 3/1/2022	SeqNo: 1506468							
Analyte	Result	RL	SPK value	SPK Ref Val	%REC	LowLimit	HighLimit	RPD Ref Val	%RPD	RPDLimit	Qual
Benzene	20.8	0.440	20.00	0	104	80.1	128				
Toluene	29.8	0.750	20.00	9.049	104	83.3	125				
Tetrachloroethene (PCE)	23.7	0.400	20.00	0.4523	116	85.7	124				
Ethylbenzene	28.6	0.400	20.00	4.619	120	85.5	124				
m,p-Xylene	64.7	1.00	40.00	16.16	121	86.8	122				
o-Xylene	39.7	0.500	20.00	15.18	122	86.4	121				S
Naphthalene	28.5	1.25	20.00	1.266	136	42.6	147				
Surr: Dibromofluoromethane	23.1		25.00		92.3	80	120				
Surr: Toluene-d8	22.9		25.00		91.8	80	120				
Surr: 1-Bromo-4-fluorobenzene	26.5		25.00		106	80	120				

NOTES:

S - Outlying spike recovery(ies) observed.

Sample ID: MB-35539	SampType: MBLK	Units: µg/L	Prep Date: 2/28/2022	RunNo: 73654							
Client ID: MBLKW	Batch ID: 35539		Analysis Date: 3/1/2022	SeqNo: 1506484							
Analyte	Result	RL	SPK value	SPK Ref Val	%REC	LowLimit	HighLimit	RPD Ref Val	%RPD	RPDLimit	Qual
Benzene	ND	0.440									
Toluene	ND	0.750									
Tetrachloroethene (PCE)	ND	0.400									
Ethylbenzene	ND	0.400									
m,p-Xylene	ND	1.00									
o-Xylene	ND	0.500									
Naphthalene	ND	1.25									
Surr: Dibromofluoromethane	24.5		25.00		97.8	80	120				
Surr: Toluene-d8	24.0		25.00		96.1	80	120				
Surr: 1-Bromo-4-fluorobenzene	23.2		25.00		92.9	80	120				

Client Name: TRCI	Work Order Number: 2202522
Logged by: Clare Griggs	Date Received: 2/24/2022 2:16:00 PM

Chain of Custody

1. Is Chain of Custody complete? Yes No Not Present
2. How was the sample delivered? Client

Log In

3. Coolers are present? Yes No NA
4. Shipping container/cooler in good condition? Yes No
5. Custody Seals present on shipping container/cooler?
(Refer to comments for Custody Seals not intact) Yes No Not Present
6. Was an attempt made to cool the samples? Yes No NA
7. Were all items received at a temperature of >2°C to 6°C * Yes No NA
8. Sample(s) in proper container(s)? Yes No
9. Sufficient sample volume for indicated test(s)? Yes No
10. Are samples properly preserved? Yes No
11. Was preservative added to bottles? Yes No NA
12. Is there headspace in the VOA vials? Yes No NA
13. Did all samples containers arrive in good condition(unbroken)? Yes No
14. Does paperwork match bottle labels? Yes No
15. Are matrices correctly identified on Chain of Custody? Yes No
16. Is it clear what analyses were requested? Yes No
17. Were all holding times able to be met? Yes No

Special Handling (if applicable)

18. Was client notified of all discrepancies with this order? Yes No NA

Person Notified:	<input type="text"/>	Date:	<input type="text"/>
By Whom:	<input type="text"/>	Via:	<input type="checkbox"/> eMail <input type="checkbox"/> Phone <input type="checkbox"/> Fax <input type="checkbox"/> In Person
Regarding:	<input type="text"/>		
Client Instructions:	<input type="text"/>		

19. Additional remarks:

Item Information

Item #	Temp °C
Sample	5.0

* Note: DoD/ELAP and TNI require items to be received at 4°C +/- 2°C



3600 Fremont Ave N.
Seattle, WA 98103
Tel: 206-352-3790
Fax: 206-352-7178

Chain of Custody Record & Laboratory Services Agreement

Date: 2-24-22 Page: 1 of 2

Laboratory Project No (internal): 2202522

Project Name: Whitney's Chevrolet

Special Remarks:

Client: TRC

Project No: 015347

Address: 1180 NW Maple St, Ste 310

Collected by: A. York + L. Briant

City, State, Zip: Issaquah, WA 98027

Location: Montesano, WA

Telephone: 425-395-0010

Report To (PM): Sean Trimble

Sample Disposal: Return to client Disposal by lab (after 30 days)

Fax:

PM Email: STrimble@TRCcompanies.com

Sample Name	Sample Date	Sample Time	Sample Type (Matrix)*	# of Cont.	Analytes													Comments					
					VOCs (EPA 8260 / 624)	BTEX	Gasoline Range Organics (GX)	Hydrocarbon Identification (HCID)	Diesel/Heavy Oil Range Organics (Dx)	SVOCS (EPA 8270 / 625)	PAHs (EPA 8270 - SIM)	PCBs (EPA 8082 / 608)	Metals** (EPA 6020 / 200.8)	Total (T)	Anions (IC)***	EDB (8011)	PCP		Naphthalenes				
1 KBMW-2	2-23-22	0935	W	3	X	X												X	X				
2 KBMW-4		0940		3	X	X												X	X				
3 TSS MW-9		1040		3	X	X												X	X				
4 ESMW-7		1032		3	X	X												X	X				
5 KBMW-2		1145		3	X	X												X	X				
6 WCMW-5		1155		3	X	X												X	X				
7 TSS MW-7		1335		3	X	X												X	X				
8 KBMW-7		1330		3	X	X												X	X				
9 ESMW-1	2-23-22	1430	W	3	X	X												X	X				
10 DUP-01	2-23-22	—	W	3	X	X												X	X				

*Matrix: A = Air, AQ = Aqueous, B = Bulk, O = Other, P = Product, S = Soil, SD = Sediment, SL = Solid, W = Water, DW = Drinking Water, GW = Ground Water, SW = Storm Water, WW = Waste Water

**Metals (Circle): MTCA-5 RCRA-8 Priority Pollutants TAL Individual: Ag Al As B Ba Be Ca Cd Co Cr Cu Fe Hg K Mg Mn Mo Na Ni Pb Sb Se Sr Sn Ti V Zn

***Anions (Circle): Nitrate Nitrite Chloride Sulfate Bromide O-Phosphate Fluoride Nitrate+Nitrite

Turn-around Time:
 Standard Next Day
 3 Day Same Day
 2 Day _____ (specify)

I represent that I am authorized to enter into this Agreement with Fremont Analytical on behalf of the Client named above, that I have verified Client's agreement to each of the terms on the front and backside of this Agreement.

Relinquished (Signature) [Signature] Print Name Austin York Date/Time 2-24-22 / 1610

Received (Signature) [Signature] Print Name Elisabeth Saworacy Date/Time 2/24 14:16

Page 33 of 36



3600 Fremont Ave N.
Seattle, WA 98103
Tel: 206-352-3790
Fax: 206-352-7178

Chain of Custody Record & Laboratory Services Agreement

Date: 2-24-22 Page: 2 of 2

Laboratory Project No (internal): 2202522

Project Name: Whitney's Chevrolet

Special Remarks:

Project No: 015347

Collected by: A. York + L. Briant

Location: Montesano, WA

Report To (PM): Sean Trimble

Sample Disposal: Return to client Disposal by lab (after 30 days)

PM Email: STrimble@TRC.com

Client: TRC
Address: 1180 NW Maple St, Ste 310
City, State, Zip: Issaquah, WA 98027
Telephone: 425-395-0010

Sample Name	Sample Date	Sample Time	Sample Type (Matrix)*	# of Cont.	Analytes														Comments				
					VOCs (EPA 8260 / 624)	BTEX	Gasoline Range Organics (GX)	Hydrocarbon Identification (HCID)	Diesel/Heavy Oil Range Organics (OX)	SVOCs (EPA 8270 / 625)	PAHs (EPA 8270 - SIM)	PCBs (EPA 8082 / 608)	Metals** (EPA 8020 / 200.8)	Total (T) Dissolved (D)	Anions (C)***	EDB (8011)	PCE	Naphthalenes					
1 KB MW-3	2-22-22	1300	W	3	X	X												X	X				
2 KB MW-8		1310		3	X	X												X	X				
3 KB MW-1		1336		3	X	X												X	X				
4 WCMW-4		1350		3	X	X												X	X				
5 WCMW-1R		1422		3	X	X												X	X				
6 WCMW-10	2-22-22	1435		3	X	X												X	X				
7 WCMW-2	2-24-22	0935		3	X	X												X	X				
8 WC MW-3	2-24-22	0930		3	X	X												X	X				
9 DUP-02	2-24-22		W	3	X	X												X	X				
10																							

*Matrix: A = Air, AQ = Aqueous, B = Bulk, O = Other, P = Product, S = Soil, SD = Sediment, SL = Solid, W = Water, DW = Drinking Water, GW = Ground Water, SW = Storm Water, WW = Waste Water

**Metals (Circle): MTCA-5 RCRA-8 Priority Pollutants TAL Individual: Ag Al As B Ba Be Ca Cd Co Cr Cu Fe Hg K Mg Mn Mo Na Ni Pb Sb Se Sr Sn Ti Tl V Zn

***Anions (Circle): Nitrate Nitrite Chloride Sulfate Bromide O-Phosphate Fluoride Nitrate+Nitrite

Turn-around Time:

- Standard Next Day
- 3 Day Same Day
- 2 Day _____ (specify)

I represent that I am authorized to enter into this Agreement with Fremont Analytical on behalf of the Client named above, that I have verified Client's agreement to each of the terms on the front and backside of this Agreement.

Relinquished (Signature) Austin York Print Name Austin York Date/Time 2-24-22 / 1610

Received (Signature) Elisabeth Semoray Print Name Elisabeth Semoray Date/Time 2/24 14:16

Relinquished (Signature) _____ Print Name _____ Date/Time _____

Received (Signature) _____ Print Name _____ Date/Time _____



3600 Fremont Ave N.
Seattle, WA 98103
Tel: 206-352-3790
Fax: 206-352-7178

Chain of Custody Record & Laboratory Services Agreement

Date: 2-24-22 Page: 1 of: 2
 Project Name: Whitney's Chevrolet
 Project No: 015347
 Collected by: A. York + L. Briant
 Location: Montesano, WA
 Report To (PM): Sean Trimble
 PM Email: STrimble@TRCcompanies.com

Laboratory Project No (internal): 2202522
 Special Remarks:
edit per AY 2/25/22 -CG
 Sample Disposal: Return to client Disposal by lab (after 30 days)

Client: TRC
 Address: 1180 NW Maple St, Ste 310
 City, State, Zip: Issaquah, WA 98027
 Telephone: 425-395-0010
 Fax:

Sample Name	Sample Date	Sample Time	Sample Type (Matrix)*	# of Cont.	Analytes													Comments				
					VOCs (EPA 8260 / 624)	BTEX	Gasoline Range Organics (GX)	Hydrocarbon Identification (HCID)	Diesel/Heavy Oil Range Organics (Dx)	SVOCs (EPA 8270 / 625)	PAHs (EPA 8270 - SIM)	PCBs (EPA 8082 / 608)	Metals** (EPA 6020 / 200.8)	Total (T)	Anions (IC)***	EDB (8011)	PCP		Naphthalenes			
1 KBMW-2 KMBW-9	2-23-22	0935	W	3	X	X												X	X			
2 KBMW-4		0940		3	X	X												X	X			
3 TSS MW-9		1040		3	X	X												X	X			
4 ESMW-7		1032		3	X	X												X	X			
5 KBMW-2		1145		3	X	X												X	X			
6 WCMW-5		1155		3	X	X												X	X			
7 TSS MW-7		1335		3	X	X												X	X			
8 KBMW-7		1330		3	X	X												X	X			
9 ESMW-1	2-23-22	1430	W	3	X	X												X	X			
10 DUP-01	2-23-22	—	W	3	X	X												X	X			

*Matrix: A = Air, AQ = Aqueous, B = Bulk, O = Other, P = Product, S = Soil, SD = Sediment, SL = Solid, W = Water, DW = Drinking Water, GW = Ground Water, SW = Storm Water, WW = Waste Water
 **Metals (Circle): MTCA-5 RCRA-8 Priority Pollutants TAL Individual: Ag Al As B Ba Be Ca Cd Co Cr Cu Fe Hg K Mg Mn Mo Na Ni Pb Sb Se Sr Sn Ti Tl V Zn
 ***Anions (Circle): Nitrate Nitrite Chloride Sulfate Bromide O-Phosphate Fluoride Nitrate+Nitrite

Turn-around Time:
 Standard Next Day
 3 Day Same Day
 2 Day _____ (specify)

I represent that I am authorized to enter into this Agreement with Fremont Analytical on behalf of the Client named above, that I have verified Client's agreement to each of the terms on the front and backside of this Agreement.

Relinquished (Signature) [Signature] Print Name Austin York Date/Time 2-24-22 / 1610

Received (Signature) [Signature] Print Name Elisabeth Saworacy Date/Time 2/24 14:16

Page 35 of 36



3600 Fremont Ave N.
Seattle, WA 98103
Tel: 206-352-3790
Fax: 206-352-7178

Chain of Custody Record & Laboratory Services Agreement

Date: 2-24-22 Page: 2 of 2

Laboratory Project No (internal): 2202522

Project Name: Whitney's Chevrolet

Special Remarks:

Project No: 015347

Collected by: A. York & L. Briant

Location: Montesano, WA

Report To (PM): Sean Trimble

Sample Disposal: Return to client Disposal by lab (after 30 days)

PM Email: STrimble@TRC.com

Sample Name	Sample Date	Sample Time	Sample Type (Matrix)*	# of Cont.	Analytes													Comments		
					VOCs (EPA 8260 / 624)	BTEX	Gasoline Range Organics (GX)	Hydrocarbon Identification (HCID)	Diesel/Heavy Oil Range Organics (OX)	SVOCs (EPA 8270 / 625)	PAHs (EPA 8270 - SIM)	PCBs (EPA 8270 - SIM)	Metals** (EPA 8082 / 608)	Total (T) Dissolved (D)	Anions (CI)***	EDB (8011)	PCE		Naphthalenes	
1 KB MW-3	2-22-22	1300	W	3	X	X												X	X	
2 KB MW-8		1310		3	X	X												X	X	
3 KB MW-1		1336		3	X	X												X	X	
4 WCMW-4		1350		3	X	X												X	X	
5 WCMW-1R		1422		3	X	X												X	X	
6 WCMW-10	2-22-22	1435		3	X	X												X	X	
7 WCMW-2	2-24-22	0935		3	X	X												X	X	
8 WCMW-3	2-24-22	0930		3	X	X												X	X	
9 DUP-02	2-24-22		W	3	X	X												X	X	
10																				

*Matrix: A = Air, AQ = Aqueous, B = Bulk, O = Other, P = Product, S = Soil, SD = Sediment, SL = Solid, W = Water, DW = Drinking Water, GW = Ground Water, SW = Storm Water, WW = Waste Water

**Metals (Circle): MTCA-5 RCRA-8 Priority Pollutants TAL Individual: Ag Al As B Ba Be Ca Cd Co Cr Cu Fe Hg K Mg Mn Mo Na Ni Pb Sb Se Sr Sn Ti Tl V Zn

***Anions (Circle): Nitrate Nitrite Chloride Sulfate Bromide O-Phosphate Fluoride Nitrate+Nitrite

Turn-around Time:

- Standard Next Day
- 3 Day Same Day
- 2 Day _____ (specify)

I represent that I am authorized to enter into this Agreement with Fremont Analytical on behalf of the Client named above, that I have verified Client's agreement to each of the terms on the front and backside of this Agreement.

Relinquished (Signature) *Austin York* Print Name Austin York Date/Time 2-24-22 / 1610

Received (Signature) *Elisabeth Semoray* Print Name Elisabeth Semoray Date/Time 2/24 14:16

Relinquished (Signature) _____ Print Name _____ Date/Time _____

Received (Signature) _____ Print Name _____ Date/Time _____



Fremont
Analytical

3600 Fremont Ave. N.
Seattle, WA 98103
T: (206) 352-3790
F: (206) 352-7178
info@fremontanalytical.com

TRC

Sean Trimble
1180 NW Maple St. Ste 310
Issaquah, WA 98074

RE: Whitney's Chevrolet
Work Order Number: 2205398

May 31, 2022

Attention Sean Trimble:

Fremont Analytical, Inc. received 13 sample(s) on 5/19/2022 for the analyses presented in the following report.

Gasoline by NWTPH-Gx
Volatile Organic Compounds by EPA Method 8260D

This report consists of the following:

- Case Narrative
- Analytical Results
- Applicable Quality Control Summary Reports
- Chain of Custody

All analyses were performed consistent with the Quality Assurance program of Fremont Analytical, Inc. Please contact the laboratory if you should have any questions about the results.

Thank you for using Fremont Analytical.

Sincerely,

Brianna Barnes
Project Manager

CC:
Cynthia Moon

DoD-ELAP Accreditation #79636 by PJLA, ISO/IEC 17025:2017 and QSM 5.3 for Environmental Testing
ORELAP Certification: WA 100009 (NELAP Recognized) for Environmental Testing
Washington State Department of Ecology Accredited for Environmental Testing, Lab ID C910

Original

www.fremontanalytical.com

CLIENT: TRC
Project: Whitney's Chevrolet
Work Order: 2205398

Work Order Sample Summary

Lab Sample ID	Client Sample ID	Date/Time Collected	Date/Time Received
2205398-001	ESMW-1	05/17/2022 3:15 PM	05/19/2022 3:05 PM
2205398-002	WCMW-1R	05/17/2022 4:15 PM	05/19/2022 3:05 PM
2205398-003	WCMW-10	05/17/2022 4:17 PM	05/19/2022 3:05 PM
2205398-004	KBMW-4	05/18/2022 8:34 AM	05/19/2022 3:05 PM
2205398-005	KBMW-7	05/18/2022 8:45 AM	05/19/2022 3:05 PM
2205398-006	WCMW-4	05/18/2022 9:49 AM	05/19/2022 3:05 PM
2205398-007	KBMW-9	05/18/2022 10:12 AM	05/19/2022 3:05 PM
2205398-008	KBMW-2	05/18/2022 11:08 AM	05/19/2022 3:05 PM
2205398-009	TSSMW-9	05/18/2022 12:00 PM	05/19/2022 3:05 PM
2205398-010	WCMW-3	05/18/2022 1:55 PM	05/19/2022 3:05 PM
2205398-011	WCMW-2	05/18/2022 2:10 PM	05/19/2022 3:05 PM
2205398-012	DUP-1	05/18/2022 12:00 AM	05/19/2022 3:05 PM
2205398-013	Trip Blank	05/12/2022 4:14 PM	05/19/2022 3:05 PM

Note: If no "Time Collected" is supplied, a default of 12:00AM is assigned

CLIENT: TRC
Project: Whitney's Chevrolet

I. SAMPLE RECEIPT:

Samples receipt information is recorded on the attached Sample Receipt Checklist.

II. GENERAL REPORTING COMMENTS:

Results are reported on a wet weight basis unless dry-weight correction is denoted in the units field on the analytical report ("mg/kg-dry" or "ug/kg-dry").

Matrix Spike (MS) and MS Duplicate (MSD) samples are tested from an analytical batch of "like" matrix to check for possible matrix effect. The MS and MSD will provide site specific matrix data only for those samples which are spiked by the laboratory. The sample chosen for spike purposes may or may not have been a sample submitted in this sample delivery group. The validity of the analytical procedures for which data is reported in this analytical report is determined by the Laboratory Control Sample (LCS) and the Method Blank (MB). The LCS and the MB are processed with the samples and the MS/MSD to ensure method criteria are achieved throughout the entire analytical process.

III. ANALYSES AND EXCEPTIONS:

Exceptions associated with this report will be footnoted in the analytical results page(s) or the quality control summary page(s) and/or noted below.

Qualifiers:

- * - Flagged value is not within established control limits
- B - Analyte detected in the associated Method Blank
- D - Dilution was required
- E - Value above quantitation range
- H - Holding times for preparation or analysis exceeded
- I - Analyte with an internal standard that does not meet established acceptance criteria
- J - Analyte detected below Reporting Limit
- N - Tentatively Identified Compound (TIC)
- Q - Analyte with an initial or continuing calibration that does not meet established acceptance criteria
- S - Spike recovery outside accepted recovery limits
- ND - Not detected at the Reporting Limit
- R - High relative percent difference observed

Acronyms:

- %Rec - Percent Recovery
- CCB - Continued Calibration Blank
- CCV - Continued Calibration Verification
- DF - Dilution Factor
- DUP - Sample Duplicate
- HEM - Hexane Extractable Material
- ICV - Initial Calibration Verification
- LCS/LCSD - Laboratory Control Sample / Laboratory Control Sample Duplicate
- MCL - Maximum Contaminant Level
- MB or MBLANK - Method Blank
- MDL - Method Detection Limit
- MS/MSD - Matrix Spike / Matrix Spike Duplicate
- PDS - Post Digestion Spike
- Ref Val - Reference Value
- REP - Sample Replicate
- RL - Reporting Limit
- RPD - Relative Percent Difference
- SD - Serial Dilution
- SGT - Silica Gel Treatment
- SPK - Spike
- Surr - Surrogate



Client: TRC

Collection Date: 5/17/2022 3:15:00 PM

Project: Whitney's Chevrolet

Lab ID: 2205398-001

Matrix: Groundwater

Client Sample ID: ESMW-1

Analyses	Result	RL	Qual	Units	DF	Date Analyzed
----------	--------	----	------	-------	----	---------------

Gasoline by NWTPH-Gx

Batch ID: 36557

Analyst: MVB

Gasoline	ND	50.0		µg/L	1	5/25/2022 1:08:49 AM
Surr: Toluene-d8	107	65 - 135		%Rec	1	5/25/2022 1:08:49 AM
Surr: 4-Bromofluorobenzene	93.4	65 - 135		%Rec	1	5/25/2022 1:08:49 AM

Volatile Organic Compounds by EPA Method 8260D

Batch ID: 36557

Analyst: MVB

Benzene	ND	0.440		µg/L	1	5/25/2022 1:08:49 AM
Toluene	ND	0.750		µg/L	1	5/25/2022 1:08:49 AM
Tetrachloroethene (PCE)	ND	0.400		µg/L	1	5/25/2022 1:08:49 AM
Ethylbenzene	ND	0.400		µg/L	1	5/25/2022 1:08:49 AM
m,p-Xylene	ND	1.00		µg/L	1	5/25/2022 1:08:49 AM
o-Xylene	ND	0.500		µg/L	1	5/25/2022 1:08:49 AM
Naphthalene	ND	1.25		µg/L	1	5/25/2022 1:08:49 AM
Surr: Dibromofluoromethane	87.5	80 - 120		%Rec	1	5/25/2022 1:08:49 AM
Surr: Toluene-d8	85.7	80 - 120		%Rec	1	5/25/2022 1:08:49 AM
Surr: 1-Bromo-4-fluorobenzene	94.5	80 - 120		%Rec	1	5/25/2022 1:08:49 AM



Client: TRC

Collection Date: 5/17/2022 4:15:00 PM

Project: Whitney's Chevrolet

Lab ID: 2205398-002

Matrix: Groundwater

Client Sample ID: WCMW-1R

Analyses	Result	RL	Qual	Units	DF	Date Analyzed
----------	--------	----	------	-------	----	---------------

Gasoline by NWTPH-Gx

Batch ID: 36557

Analyst: MVB

Gasoline	ND	50.0		µg/L	1	5/25/2022 1:40:20 AM
Surr: Toluene-d8	108	65 - 135		%Rec	1	5/25/2022 1:40:20 AM
Surr: 4-Bromofluorobenzene	93.7	65 - 135		%Rec	1	5/25/2022 1:40:20 AM

Volatile Organic Compounds by EPA Method 8260D

Batch ID: 36557

Analyst: MVB

Benzene	ND	0.440		µg/L	1	5/25/2022 1:40:20 AM
Toluene	ND	0.750		µg/L	1	5/25/2022 1:40:20 AM
Tetrachloroethene (PCE)	0.604	0.400		µg/L	1	5/25/2022 1:40:20 AM
Ethylbenzene	ND	0.400		µg/L	1	5/25/2022 1:40:20 AM
m,p-Xylene	ND	1.00		µg/L	1	5/25/2022 1:40:20 AM
o-Xylene	ND	0.500		µg/L	1	5/25/2022 1:40:20 AM
Naphthalene	ND	1.25		µg/L	1	5/25/2022 1:40:20 AM
Surr: Dibromofluoromethane	88.8	80 - 120		%Rec	1	5/25/2022 1:40:20 AM
Surr: Toluene-d8	86.8	80 - 120		%Rec	1	5/25/2022 1:40:20 AM
Surr: 1-Bromo-4-fluorobenzene	94.9	80 - 120		%Rec	1	5/25/2022 1:40:20 AM



Client: TRC

Collection Date: 5/17/2022 4:17:00 PM

Project: Whitney's Chevrolet

Lab ID: 2205398-003

Matrix: Groundwater

Client Sample ID: WCMW-10

Analyses	Result	RL	Qual	Units	DF	Date Analyzed
----------	--------	----	------	-------	----	---------------

Gasoline by NWTPH-Gx

Batch ID: 36557

Analyst: MVB

Gasoline	ND	50.0		µg/L	1	5/25/2022 2:11:52 AM
Surr: Toluene-d8	108	65 - 135		%Rec	1	5/25/2022 2:11:52 AM
Surr: 4-Bromofluorobenzene	94.4	65 - 135		%Rec	1	5/25/2022 2:11:52 AM

Volatile Organic Compounds by EPA Method 8260D

Batch ID: 36557

Analyst: MVB

Benzene	ND	0.440		µg/L	1	5/25/2022 2:11:52 AM
Toluene	ND	0.750		µg/L	1	5/25/2022 2:11:52 AM
Tetrachloroethene (PCE)	ND	0.400		µg/L	1	5/25/2022 2:11:52 AM
Ethylbenzene	ND	0.400		µg/L	1	5/25/2022 2:11:52 AM
m,p-Xylene	ND	1.00		µg/L	1	5/25/2022 2:11:52 AM
o-Xylene	ND	0.500		µg/L	1	5/25/2022 2:11:52 AM
Naphthalene	ND	1.25		µg/L	1	5/25/2022 2:11:52 AM
Surr: Dibromofluoromethane	87.5	80 - 120		%Rec	1	5/25/2022 2:11:52 AM
Surr: Toluene-d8	86.2	80 - 120		%Rec	1	5/25/2022 2:11:52 AM
Surr: 1-Bromo-4-fluorobenzene	95.6	80 - 120		%Rec	1	5/25/2022 2:11:52 AM



Client: TRC

Collection Date: 5/18/2022 8:34:00 AM

Project: Whitney's Chevrolet

Lab ID: 2205398-004

Matrix: Groundwater

Client Sample ID: KBMW-4

Analyses	Result	RL	Qual	Units	DF	Date Analyzed
----------	--------	----	------	-------	----	---------------

Gasoline by NWTPH-Gx

Batch ID: 36557

Analyst: MVB

Gasoline	337	50.0		µg/L	1	5/25/2022 2:43:19 AM
Surr: Toluene-d8	108	65 - 135		%Rec	1	5/25/2022 2:43:19 AM
Surr: 4-Bromofluorobenzene	96.2	65 - 135		%Rec	1	5/25/2022 2:43:19 AM

Volatile Organic Compounds by EPA Method 8260D

Batch ID: 36557

Analyst: MVB

Benzene	ND	0.440		µg/L	1	5/25/2022 2:43:19 AM
Toluene	ND	0.750		µg/L	1	5/25/2022 2:43:19 AM
Tetrachloroethene (PCE)	ND	0.400		µg/L	1	5/25/2022 2:43:19 AM
Ethylbenzene	4.70	0.400		µg/L	1	5/25/2022 2:43:19 AM
m,p-Xylene	13.8	1.00		µg/L	1	5/25/2022 2:43:19 AM
o-Xylene	0.649	0.500		µg/L	1	5/25/2022 2:43:19 AM
Naphthalene	10.8	1.25		µg/L	1	5/25/2022 2:43:19 AM
Surr: Dibromofluoromethane	85.4	80 - 120		%Rec	1	5/25/2022 2:43:19 AM
Surr: Toluene-d8	84.4	80 - 120		%Rec	1	5/25/2022 2:43:19 AM
Surr: 1-Bromo-4-fluorobenzene	97.4	80 - 120		%Rec	1	5/25/2022 2:43:19 AM



Client: TRC

Collection Date: 5/18/2022 8:45:00 AM

Project: Whitney's Chevrolet

Lab ID: 2205398-005

Matrix: Groundwater

Client Sample ID: KBMW-7

Analyses	Result	RL	Qual	Units	DF	Date Analyzed
----------	--------	----	------	-------	----	---------------

Gasoline by NWTPH-Gx

Batch ID: 36557

Analyst: MVB

Gasoline	427	50.0		µg/L	1	5/25/2022 3:14:46 AM
Surr: Toluene-d8	108	65 - 135		%Rec	1	5/25/2022 3:14:46 AM
Surr: 4-Bromofluorobenzene	95.9	65 - 135		%Rec	1	5/25/2022 3:14:46 AM

Volatile Organic Compounds by EPA Method 8260D

Batch ID: 36557

Analyst: MVB

Benzene	ND	0.440		µg/L	1	5/25/2022 3:14:46 AM
Toluene	ND	0.750		µg/L	1	5/25/2022 3:14:46 AM
Tetrachloroethene (PCE)	ND	0.400		µg/L	1	5/25/2022 3:14:46 AM
Ethylbenzene	6.57	0.400		µg/L	1	5/25/2022 3:14:46 AM
m,p-Xylene	11.1	1.00		µg/L	1	5/25/2022 3:14:46 AM
o-Xylene	1.21	0.500		µg/L	1	5/25/2022 3:14:46 AM
Naphthalene	4.81	1.25		µg/L	1	5/25/2022 3:14:46 AM
Surr: Dibromofluoromethane	87.5	80 - 120		%Rec	1	5/25/2022 3:14:46 AM
Surr: Toluene-d8	86.9	80 - 120		%Rec	1	5/25/2022 3:14:46 AM
Surr: 1-Bromo-4-fluorobenzene	97.1	80 - 120		%Rec	1	5/25/2022 3:14:46 AM



Client: TRC

Collection Date: 5/18/2022 9:49:00 AM

Project: Whitney's Chevrolet

Lab ID: 2205398-006

Matrix: Groundwater

Client Sample ID: WCMW-4

Analyses	Result	RL	Qual	Units	DF	Date Analyzed
----------	--------	----	------	-------	----	---------------

Gasoline by NWTPH-Gx

Batch ID: 36557

Analyst: MVB

Gasoline	21,200	500	DE	µg/L	10	5/28/2022 2:19:10 AM
Surr: Toluene-d8	109	65 - 135	D	%Rec	10	5/28/2022 2:19:10 AM
Surr: 4-Bromofluorobenzene	102	65 - 135	D	%Rec	10	5/28/2022 2:19:10 AM

Volatile Organic Compounds by EPA Method 8260D

Batch ID: 36557

Analyst: MVB

Benzene	ND	0.440		µg/L	1	5/25/2022 5:20:43 AM
Toluene	21.5	0.750		µg/L	1	5/25/2022 5:20:43 AM
Tetrachloroethene (PCE)	3.68	0.400		µg/L	1	5/25/2022 5:20:43 AM
Ethylbenzene	460	8.00	D	µg/L	20	5/31/2022 12:05:15 PM
m,p-Xylene	1,600	20.0	DE	µg/L	20	5/31/2022 12:05:15 PM
o-Xylene	517	10.0	D	µg/L	20	5/31/2022 12:05:15 PM
Naphthalene	437	25.0	D	µg/L	20	5/31/2022 12:05:15 PM
Surr: Dibromofluoromethane	84.9	80 - 120		%Rec	1	5/25/2022 5:20:43 AM
Surr: Toluene-d8	89.7	80 - 120		%Rec	1	5/25/2022 5:20:43 AM
Surr: 1-Bromo-4-fluorobenzene	109	80 - 120		%Rec	1	5/25/2022 5:20:43 AM



Client: TRC

Collection Date: 5/18/2022 10:12:00 AM

Project: Whitney's Chevrolet

Lab ID: 2205398-007

Matrix: Groundwater

Client Sample ID: KBMW-9

Analyses	Result	RL	Qual	Units	DF	Date Analyzed
----------	--------	----	------	-------	----	---------------

Gasoline by NWTPH-Gx

Batch ID: 36557

Analyst: MVB

Gasoline	1,590	50.0		µg/L	1	5/25/2022 5:52:14 AM
Surr: Toluene-d8	107	65 - 135		%Rec	1	5/25/2022 5:52:14 AM
Surr: 4-Bromofluorobenzene	101	65 - 135		%Rec	1	5/25/2022 5:52:14 AM

Volatile Organic Compounds by EPA Method 8260D

Batch ID: 36557

Analyst: MVB

Benzene	ND	0.440		µg/L	1	5/25/2022 5:52:14 AM
Toluene	ND	0.750		µg/L	1	5/25/2022 5:52:14 AM
Tetrachloroethene (PCE)	ND	0.400		µg/L	1	5/25/2022 5:52:14 AM
Ethylbenzene	8.72	0.400		µg/L	1	5/25/2022 5:52:14 AM
m,p-Xylene	28.0	1.00		µg/L	1	5/25/2022 5:52:14 AM
o-Xylene	15.1	0.500		µg/L	1	5/25/2022 5:52:14 AM
Naphthalene	23.2	1.25		µg/L	1	5/25/2022 5:52:14 AM
Surr: Dibromofluoromethane	80.8	80 - 120		%Rec	1	5/25/2022 5:52:14 AM
Surr: Toluene-d8	82.2	80 - 120		%Rec	1	5/25/2022 5:52:14 AM
Surr: 1-Bromo-4-fluorobenzene	102	80 - 120		%Rec	1	5/25/2022 5:52:14 AM



Client: TRC

Collection Date: 5/18/2022 11:08:00 AM

Project: Whitney's Chevrolet

Lab ID: 2205398-008

Matrix: Groundwater

Client Sample ID: KBMW-2

Analyses	Result	RL	Qual	Units	DF	Date Analyzed
----------	--------	----	------	-------	----	---------------

Gasoline by NWTPH-Gx

Batch ID: 36609

Analyst: MVB

Gasoline	3,220	500	D	µg/L	10	5/28/2022 2:50:32 AM
Surr: Toluene-d8	107	65 - 135	D	%Rec	10	5/28/2022 2:50:32 AM
Surr: 4-Bromofluorobenzene	98.6	65 - 135	D	%Rec	10	5/28/2022 2:50:32 AM

Volatile Organic Compounds by EPA Method 8260D

Batch ID: 36609

Analyst: MVB

Benzene	0.524	0.440		µg/L	1	5/27/2022 12:22:41 AM
Toluene	12.2	0.750		µg/L	1	5/27/2022 12:22:41 AM
Tetrachloroethene (PCE)	0.482	0.400		µg/L	1	5/27/2022 12:22:41 AM
Ethylbenzene	59.6	4.00	D	µg/L	10	5/28/2022 2:50:32 AM
m,p-Xylene	109	10.0	D	µg/L	10	5/28/2022 2:50:32 AM
o-Xylene	114	5.00	D	µg/L	10	5/28/2022 2:50:32 AM
Naphthalene	56.0	12.5	D	µg/L	10	5/28/2022 2:50:32 AM
Surr: Dibromofluoromethane	86.6	80 - 120		%Rec	1	5/27/2022 12:22:41 AM
Surr: Toluene-d8	92.5	80 - 120		%Rec	1	5/27/2022 12:22:41 AM
Surr: 1-Bromo-4-fluorobenzene	106	80 - 120		%Rec	1	5/27/2022 12:22:41 AM



Client: TRC
Project: Whitney's Chevrolet
Lab ID: 2205398-009
Client Sample ID: TSSMW-9

Collection Date: 5/18/2022 12:00:00 PM
Matrix: Groundwater

Analyses	Result	RL	Qual	Units	DF	Date Analyzed
----------	--------	----	------	-------	----	---------------

Gasoline by NWTPH-Gx

Batch ID: 36609 Analyst: MVB

Gasoline	ND	50.0	Q	µg/L	1	5/27/2022 12:52:51 AM
Surr: Toluene-d8	99.1	65 - 135		%Rec	1	5/27/2022 12:52:51 AM
Surr: 4-Bromofluorobenzene	89.4	65 - 135		%Rec	1	5/27/2022 12:52:51 AM

NOTES:

Q - Associated calibration verification is below acceptance criteria (78.9% recovery compared to a low limit of 80%). Result may be slightly low-biased.

Volatile Organic Compounds by EPA Method 8260D

Batch ID: 36609 Analyst: MVB

Benzene	ND	0.440		µg/L	1	5/27/2022 12:52:51 AM
Toluene	ND	0.750		µg/L	1	5/27/2022 12:52:51 AM
Tetrachloroethene (PCE)	ND	0.400		µg/L	1	5/27/2022 12:52:51 AM
Ethylbenzene	ND	0.400		µg/L	1	5/27/2022 12:52:51 AM
m,p-Xylene	ND	1.00		µg/L	1	5/27/2022 12:52:51 AM
o-Xylene	ND	0.500		µg/L	1	5/27/2022 12:52:51 AM
Naphthalene	ND	1.25		µg/L	1	5/27/2022 12:52:51 AM
Surr: Dibromofluoromethane	99.0	80 - 120		%Rec	1	5/27/2022 12:52:51 AM
Surr: Toluene-d8	96.7	80 - 120		%Rec	1	5/27/2022 12:52:51 AM
Surr: 1-Bromo-4-fluorobenzene	95.0	80 - 120		%Rec	1	5/27/2022 12:52:51 AM



Client: TRC

Collection Date: 5/18/2022 1:55:00 PM

Project: Whitney's Chevrolet

Lab ID: 2205398-010

Matrix: Groundwater

Client Sample ID: WCMW-3

Analyses	Result	RL	Qual	Units	DF	Date Analyzed
----------	--------	----	------	-------	----	---------------

Gasoline by NWTPH-Gx

Batch ID: 36609

Analyst: MVB

Gasoline	15,500	50.0	Q, E	µg/L	1	5/27/2022 1:23:01 AM
Surr: Toluene-d8	107	65 - 135		%Rec	1	5/27/2022 1:23:01 AM
Surr: 4-Bromofluorobenzene	124	65 - 135		%Rec	1	5/27/2022 1:23:01 AM

NOTES:

Q - Associated calibration verification is below acceptance criteria (78.9% recovery compared to a low limit of 80%). Result may be slightly low-biased.

Volatile Organic Compounds by EPA Method 8260D

Batch ID: 36609

Analyst: MVB

Benzene	1.43	0.440		µg/L	1	5/27/2022 1:23:01 AM
Toluene	124	0.750	E	µg/L	1	5/27/2022 1:23:01 AM
Tetrachloroethene (PCE)	8.90	0.400		µg/L	1	5/27/2022 1:23:01 AM
Ethylbenzene	80.1	0.400	E	µg/L	1	5/27/2022 1:23:01 AM
m,p-Xylene	273	1.00	E	µg/L	1	5/27/2022 1:23:01 AM
o-Xylene	136	0.500	E	µg/L	1	5/27/2022 1:23:01 AM
Naphthalene	104	1.25	E	µg/L	1	5/27/2022 1:23:01 AM
Surr: Dibromofluoromethane	82.3	80 - 120		%Rec	1	5/27/2022 1:23:01 AM
Surr: Toluene-d8	92.8	80 - 120		%Rec	1	5/27/2022 1:23:01 AM
Surr: 1-Bromo-4-fluorobenzene	105	80 - 120		%Rec	1	5/27/2022 1:23:01 AM



Client: TRC

Collection Date: 5/18/2022 2:10:00 PM

Project: Whitney's Chevrolet

Lab ID: 2205398-011

Matrix: Groundwater

Client Sample ID: WCMW-2

Analyses	Result	RL	Qual	Units	DF	Date Analyzed
----------	--------	----	------	-------	----	---------------

Gasoline by NWTPH-Gx

Batch ID: 36609

Analyst: MVB

Gasoline	1,610	500	D	µg/L	10	5/28/2022 3:21:47 AM
Surr: Toluene-d8	108	65 - 135	D	%Rec	10	5/28/2022 3:21:47 AM
Surr: 4-Bromofluorobenzene	97.9	65 - 135	D	%Rec	10	5/28/2022 3:21:47 AM

Volatile Organic Compounds by EPA Method 8260D

Batch ID: 36609

Analyst: MVB

Benzene	ND	0.440		µg/L	1	5/27/2022 1:53:07 AM
Toluene	17.7	7.50	D	µg/L	10	5/28/2022 3:21:47 AM
Tetrachloroethene (PCE)	2.81	0.400		µg/L	1	5/27/2022 1:53:07 AM
Ethylbenzene	40.8	4.00	D	µg/L	10	5/28/2022 3:21:47 AM
m,p-Xylene	73.7	10.0	D	µg/L	10	5/28/2022 3:21:47 AM
o-Xylene	56.2	5.00	D	µg/L	10	5/28/2022 3:21:47 AM
Naphthalene	29.4	12.5	D	µg/L	10	5/28/2022 3:21:47 AM
Surr: Dibromofluoromethane	85.3	80 - 120		%Rec	1	5/27/2022 1:53:07 AM
Surr: Toluene-d8	91.8	80 - 120		%Rec	1	5/27/2022 1:53:07 AM
Surr: 1-Bromo-4-fluorobenzene	105	80 - 120		%Rec	1	5/27/2022 1:53:07 AM



Client: TRC

Collection Date: 5/18/2022

Project: Whitney's Chevrolet

Lab ID: 2205398-012

Matrix: Groundwater

Client Sample ID: DUP-1

Analyses	Result	RL	Qual	Units	DF	Date Analyzed
----------	--------	----	------	-------	----	---------------

Gasoline by NWTPH-Gx

Batch ID: 36609

Analyst: MVB

Gasoline	1,440	50.0		µg/L	1	5/28/2022 3:53:08 AM
Surr: Toluene-d8	107	65 - 135		%Rec	1	5/28/2022 3:53:08 AM
Surr: 4-Bromofluorobenzene	99.9	65 - 135		%Rec	1	5/28/2022 3:53:08 AM

Volatile Organic Compounds by EPA Method 8260D

Batch ID: 36609

Analyst: MVB

Benzene	ND	0.440		µg/L	1	5/27/2022 2:23:17 AM
Toluene	24.8	0.750		µg/L	1	5/27/2022 2:23:17 AM
Tetrachloroethene (PCE)	2.89	0.400		µg/L	1	5/27/2022 2:23:17 AM
Ethylbenzene	45.2	0.400	E	µg/L	1	5/27/2022 2:23:17 AM
m,p-Xylene	92.0	1.00	E	µg/L	1	5/27/2022 2:23:17 AM
o-Xylene	58.5	0.500	E	µg/L	1	5/27/2022 2:23:17 AM
Naphthalene	33.2	1.25		µg/L	1	5/27/2022 2:23:17 AM
Surr: Dibromofluoromethane	84.5	80 - 120		%Rec	1	5/27/2022 2:23:17 AM
Surr: Toluene-d8	90.2	80 - 120		%Rec	1	5/27/2022 2:23:17 AM
Surr: 1-Bromo-4-fluorobenzene	104	80 - 120		%Rec	1	5/27/2022 2:23:17 AM

Work Order: 2205398
 CLIENT: TRC
 Project: Whitney's Chevrolet

QC SUMMARY REPORT
Gasoline by NWTPH-Gx

Sample ID: LCS-36557	SampType: LCS	Units: µg/L				Prep Date: 5/24/2022	RunNo: 75669				
Client ID: LCSW	Batch ID: 36557					Analysis Date: 5/24/2022	SeqNo: 1552486				
Analyte	Result	RL	SPK value	SPK Ref Val	%REC	LowLimit	HighLimit	RPD Ref Val	%RPD	RPDLimit	Qual
Gasoline	504	50.0	500.0	0	101	65	135				
Surr: Toluene-d8	27.0		25.00		108	65	135				
Surr: 4-Bromofluorobenzene	24.6		25.00		98.3	65	135				

Sample ID: MB-36557	SampType: MBLK	Units: µg/L				Prep Date: 5/24/2022	RunNo: 75669				
Client ID: MBLKW	Batch ID: 36557					Analysis Date: 5/24/2022	SeqNo: 1552484				
Analyte	Result	RL	SPK value	SPK Ref Val	%REC	LowLimit	HighLimit	RPD Ref Val	%RPD	RPDLimit	Qual
Gasoline	ND	50.0									
Surr: Toluene-d8	26.7		25.00		107	65	135				
Surr: 4-Bromofluorobenzene	23.7		25.00		94.8	65	135				

Sample ID: 2205398-007ADUP	SampType: DUP	Units: µg/L				Prep Date: 5/24/2022	RunNo: 75669				
Client ID: KBMW-9	Batch ID: 36557					Analysis Date: 5/25/2022	SeqNo: 1552469				
Analyte	Result	RL	SPK value	SPK Ref Val	%REC	LowLimit	HighLimit	RPD Ref Val	%RPD	RPDLimit	Qual
Gasoline	1,350	50.0						1,595	16.9	30	
Surr: Toluene-d8	26.8		25.00		107	65	135		0		
Surr: 4-Bromofluorobenzene	24.8		25.00		99.1	65	135		0		

Sample ID: 2205433-004AMS	SampType: MS	Units: µg/L				Prep Date: 5/24/2022	RunNo: 75669				
Client ID: BATCH	Batch ID: 36557					Analysis Date: 5/25/2022	SeqNo: 1552478				
Analyte	Result	RL	SPK value	SPK Ref Val	%REC	LowLimit	HighLimit	RPD Ref Val	%RPD	RPDLimit	Qual
Gasoline	480	50.0	500.0	0	96.0	65	135				
Surr: Toluene-d8	26.8		25.00		107	65	135				
Surr: 4-Bromofluorobenzene	24.4		25.00		97.8	65	135				

Work Order: 2205398
 CLIENT: TRC
 Project: Whitney's Chevrolet

QC SUMMARY REPORT
Gasoline by NWTPH-Gx

Sample ID: LCS-36609	SampType: LCS	Units: µg/L			Prep Date: 5/26/2022	RunNo: 75746					
Client ID: LCSW	Batch ID: 36609				Analysis Date: 5/26/2022	SeqNo: 1554089					
Analyte	Result	RL	SPK value	SPK Ref Val	%REC	LowLimit	HighLimit	RPD Ref Val	%RPD	RPDLimit	Qual
Gasoline	436	50.0	500.0	0	87.1	65	135				
Surr: Toluene-d8	25.4		25.00		101	65	135				
Surr: 4-Bromofluorobenzene	24.9		25.00		99.6	65	135				

Sample ID: MB-36609	SampType: MBLK	Units: µg/L			Prep Date: 5/26/2022	RunNo: 75746					
Client ID: MBLKW	Batch ID: 36609				Analysis Date: 5/26/2022	SeqNo: 1554020					
Analyte	Result	RL	SPK value	SPK Ref Val	%REC	LowLimit	HighLimit	RPD Ref Val	%RPD	RPDLimit	Qual
Gasoline	ND	50.0									Q
Surr: Toluene-d8	24.0		25.00		96.0	65	135				
Surr: 4-Bromofluorobenzene	22.2		25.00		88.9	65	135				

NOTES:

Q - Associated calibration verification is below acceptance criteria (78.9% recovery compared to a low limit of 80%). Result may be slightly low-biased.

Sample ID: 2205493-001ADUP	SampType: DUP	Units: µg/L			Prep Date: 5/26/2022	RunNo: 75746					
Client ID: BATCH	Batch ID: 36609				Analysis Date: 5/26/2022	SeqNo: 1554022					
Analyte	Result	RL	SPK value	SPK Ref Val	%REC	LowLimit	HighLimit	RPD Ref Val	%RPD	RPDLimit	Qual
Gasoline	ND	50.0						0		30	Q
Surr: Toluene-d8	24.2		25.00		96.9	65	135		0		
Surr: 4-Bromofluorobenzene	22.2		25.00		88.7	65	135		0		

NOTES:

Q - Associated calibration verification is below acceptance criteria (78.9% recovery compared to a low limit of 80%). Result may be slightly low-biased.

Sample ID: 2205493-002ADUP	SampType: DUP	Units: µg/L			Prep Date: 5/26/2022	RunNo: 75746					
Client ID: BATCH	Batch ID: 36609				Analysis Date: 5/26/2022	SeqNo: 1554024					
Analyte	Result	RL	SPK value	SPK Ref Val	%REC	LowLimit	HighLimit	RPD Ref Val	%RPD	RPDLimit	Qual
Gasoline	ND	50.0						0		30	Q
Surr: Toluene-d8	24.5		25.00		98.1	65	135		0		
Surr: 4-Bromofluorobenzene	21.7		25.00		86.7	65	135		0		

Work Order: 2205398
 CLIENT: TRC
 Project: Whitney's Chevrolet

QC SUMMARY REPORT
Gasoline by NWTPH-Gx

Sample ID: 2205493-002ADUP	SampType: DUP	Units: µg/L	Prep Date: 5/26/2022	RunNo: 75746							
Client ID: BATCH	Batch ID: 36609	Analysis Date: 5/26/2022	SeqNo: 1554024								
Analyte	Result	RL	SPK value	SPK Ref Val	%REC	LowLimit	HighLimit	RPD Ref Val	%RPD	RPDLimit	Qual

NOTES:

Q - Associated calibration verification is below acceptance criteria (78.9% recovery compared to a low limit of 80%). Result may be slightly low-biased.

Sample ID: 2205493-004AMS	SampType: MS	Units: µg/L	Prep Date: 5/26/2022	RunNo: 75746							
Client ID: BATCH	Batch ID: 36609	Analysis Date: 5/27/2022	SeqNo: 1554045								
Analyte	Result	RL	SPK value	SPK Ref Val	%REC	LowLimit	HighLimit	RPD Ref Val	%RPD	RPDLimit	Qual

Gasoline	327	50.0	500.0	31.90	59.1	65	135				S
Surr: Toluene-d8	25.0		25.00		100	65	135				
Surr: 4-Bromofluorobenzene	25.1		25.00		100	65	135				

NOTES:

S - Spike recovery indicates a possible matrix effect.

Work Order: 2205398
 CLIENT: TRC
 Project: Whitney's Chevrolet

QC SUMMARY REPORT
Volatile Organic Compounds by EPA Method 8260D

Sample ID: LCS-36557	SampType: LCS	Units: µg/L	Prep Date: 5/24/2022	RunNo: 75667							
Client ID: LCSW	Batch ID: 36557		Analysis Date: 5/24/2022	SeqNo: 1552435							
Analyte	Result	RL	SPK value	SPK Ref Val	%REC	LowLimit	HighLimit	RPD Ref Val	%RPD	RPDLimit	Qual
Benzene	8.37	0.440	10.00	0	83.7	80	120				
Toluene	8.28	0.750	10.00	0	82.8	80	120				
Tetrachloroethene (PCE)	8.53	0.400	10.00	0	85.3	80	120				
Ethylbenzene	9.52	0.400	10.00	0	95.2	80	120				
m,p-Xylene	18.7	1.00	20.00	0	93.4	80	120				
o-Xylene	9.27	0.500	10.00	0	92.7	80	120				
Naphthalene	9.44	1.25	10.00	0	94.4	80	120				
Xylenes, Total	28.0	1.00	30.00	0	93.2	80	120				
Surr: Dibromofluoromethane	21.5		25.00		86.0	80	120				
Surr: Toluene-d8	21.7		25.00		86.8	80	120				
Surr: 1-Bromo-4-fluorobenzene	25.1		25.00		101	80	120				

Sample ID: MB-36557	SampType: MBLK	Units: µg/L	Prep Date: 5/24/2022	RunNo: 75667							
Client ID: MBLKW	Batch ID: 36557		Analysis Date: 5/24/2022	SeqNo: 1552434							
Analyte	Result	RL	SPK value	SPK Ref Val	%REC	LowLimit	HighLimit	RPD Ref Val	%RPD	RPDLimit	Qual
Benzene	ND	0.440									
Toluene	ND	0.750									
Tetrachloroethene (PCE)	ND	0.400									
Ethylbenzene	ND	0.400									
m,p-Xylene	ND	1.00									
o-Xylene	ND	0.500									
Naphthalene	ND	1.25									
Xylenes, Total	ND	1.00									
Surr: Dibromofluoromethane	21.2		25.00		84.8	80	120				
Surr: Toluene-d8	21.2		25.00		84.8	80	120				
Surr: 1-Bromo-4-fluorobenzene	24.0		25.00		96.0	80	120				

Work Order: 2205398
 CLIENT: TRC
 Project: Whitney's Chevrolet

QC SUMMARY REPORT
Volatile Organic Compounds by EPA Method 8260D

Sample ID: 2205433-003AMS	SampType: MS	Units: µg/L	Prep Date: 5/24/2022	RunNo: 75667							
Client ID: BATCH	Batch ID: 36557		Analysis Date: 5/25/2022	SeqNo: 1552429							
Analyte	Result	RL	SPK value	SPK Ref Val	%REC	LowLimit	HighLimit	RPD Ref Val	%RPD	RPDLimit	Qual
Benzene	2.77	0.440	10.00	0	27.7	78.5	133				S
Toluene	2.66	0.750	10.00	0	26.6	77	133				S
Tetrachloroethene (PCE)	3.04	0.400	10.00	0.2154	28.2	78	131				S
Ethylbenzene	3.42	0.400	10.00	0	34.2	77.9	133				S
m,p-Xylene	6.93	1.00	20.00	0	34.7	74.8	133				S
o-Xylene	3.29	0.500	10.00	0	32.9	81.2	126				S
Naphthalene	3.11	1.25	10.00	0	31.1	51.6	149				S
Xylenes, Total	10.2	1.00	30.00	0	34.1	78	130				S
Surr: Dibromofluoromethane	20.4		25.00		81.7	80	120				
Surr: Toluene-d8	20.7		25.00		82.7	80	120				
Surr: 1-Bromo-4-fluorobenzene	24.9		25.00		99.4	80	120				

NOTES:

S - Outlying spike recoveries were associated with this sample.

Sample ID: LCS-36609	SampType: LCS	Units: µg/L	Prep Date: 5/26/2022	RunNo: 75754							
Client ID: LCSW	Batch ID: 36609		Analysis Date: 5/26/2022	SeqNo: 1554235							
Analyte	Result	RL	SPK value	SPK Ref Val	%REC	LowLimit	HighLimit	RPD Ref Val	%RPD	RPDLimit	Qual
Benzene	20.8	0.440	20.00	0	104	80	120				
Toluene	20.4	0.750	20.00	0	102	80	120				
Tetrachloroethene (PCE)	20.8	0.400	20.00	0	104	80	120				
Ethylbenzene	21.5	0.400	20.00	0	107	80	120				
m,p-Xylene	41.9	1.00	40.00	0	105	80	120				
o-Xylene	21.4	0.500	20.00	0	107	80	120				
Naphthalene	19.0	1.25	20.00	0	95.0	80	120				
Surr: Dibromofluoromethane	23.7		25.00		94.9	80	120				
Surr: Toluene-d8	25.9		25.00		104	80	120				
Surr: 1-Bromo-4-fluorobenzene	26.7		25.00		107	80	120				

Work Order: 2205398
 CLIENT: TRC
 Project: Whitney's Chevrolet

QC SUMMARY REPORT
Volatile Organic Compounds by EPA Method 8260D

Sample ID: MB-36609	SampType: MBLK	Units: µg/L			Prep Date: 5/26/2022	RunNo: 75754					
Client ID: MBLKW	Batch ID: 36609				Analysis Date: 5/26/2022	SeqNo: 1554220					
Analyte	Result	RL	SPK value	SPK Ref Val	%REC	LowLimit	HighLimit	RPD Ref Val	%RPD	RPDLimit	Qual
Benzene	ND	0.440									
Toluene	ND	0.750									
Tetrachloroethene (PCE)	ND	0.400									
Ethylbenzene	ND	0.400									
m,p-Xylene	ND	1.00									
o-Xylene	ND	0.500									
Naphthalene	ND	1.25									
Surr: Dibromofluoromethane	24.6		25.00		98.4	80	120				
Surr: Toluene-d8	24.0		25.00		95.9	80	120				
Surr: 1-Bromo-4-fluorobenzene	23.7		25.00		94.9	80	120				

Sample ID: 2205493-001ADUP	SampType: DUP	Units: µg/L			Prep Date: 5/26/2022	RunNo: 75754					
Client ID: BATCH	Batch ID: 36609				Analysis Date: 5/26/2022	SeqNo: 1554222					
Analyte	Result	RL	SPK value	SPK Ref Val	%REC	LowLimit	HighLimit	RPD Ref Val	%RPD	RPDLimit	Qual
Benzene	ND	0.440						0		30	
Toluene	0.780	0.750						0.8346	6.78	30	
Tetrachloroethene (PCE)	6.35	0.400						6.489	2.14	30	
Ethylbenzene	ND	0.400						0		30	
m,p-Xylene	ND	1.00						0		30	
o-Xylene	ND	0.500						0		30	
Naphthalene	ND	1.25						0		30	
Surr: Dibromofluoromethane	24.5		25.00		98.0	80	120		0		
Surr: Toluene-d8	24.0		25.00		95.9	80	120		0		
Surr: 1-Bromo-4-fluorobenzene	23.7		25.00		94.7	80	120		0		

Sample ID: 2205493-003AMS	SampType: MS	Units: µg/L			Prep Date: 5/26/2022	RunNo: 75754					
Client ID: BATCH	Batch ID: 36609				Analysis Date: 5/27/2022	SeqNo: 1554234					
Analyte	Result	RL	SPK value	SPK Ref Val	%REC	LowLimit	HighLimit	RPD Ref Val	%RPD	RPDLimit	Qual
Benzene	21.0	0.440	20.00	0	105	78.5	133				

Work Order: 2205398
 CLIENT: TRC
 Project: Whitney's Chevrolet

QC SUMMARY REPORT
Volatile Organic Compounds by EPA Method 8260D

Sample ID: 2205493-003AMS	SampType: MS	Units: µg/L	Prep Date: 5/26/2022	RunNo: 75754							
Client ID: BATCH	Batch ID: 36609		Analysis Date: 5/27/2022	SeqNo: 1554234							
Analyte	Result	RL	SPK value	SPK Ref Val	%REC	LowLimit	HighLimit	RPD Ref Val	%RPD	RPDLimit	Qual

Toluene	20.5	0.750	20.00	0	102	77	133				
Tetrachloroethene (PCE)	20.9	0.400	20.00	0	104	78	131				
Ethylbenzene	22.0	0.400	20.00	0	110	77.9	133				
m,p-Xylene	43.1	1.00	40.00	0	108	74.8	133				
o-Xylene	21.7	0.500	20.00	0	108	81.2	126				
Naphthalene	18.6	1.25	20.00	0	93.0	51.6	149				
Surr: Dibromofluoromethane	23.2		25.00		92.9	80	120				
Surr: Toluene-d8	25.3		25.00		101	80	120				
Surr: 1-Bromo-4-fluorobenzene	26.4		25.00		106	80	120				

Client Name: TRCI	Work Order Number: 2205398
Logged by: Matt Langston	Date Received: 5/19/2022 3:05:00 PM

Chain of Custody

1. Is Chain of Custody complete? Yes No Not Present
2. How was the sample delivered? Courier

Log In

3. Coolers are present? Yes No NA
4. Shipping container/cooler in good condition? Yes No
5. Custody Seals present on shipping container/cooler?
(Refer to comments for Custody Seals not intact) Yes No Not Present
6. Was an attempt made to cool the samples? Yes No NA
7. Were all items received at a temperature of >2°C to 6°C * Yes No NA
8. Sample(s) in proper container(s)? Yes No
9. Sufficient sample volume for indicated test(s)? Yes No
10. Are samples properly preserved? Yes No
11. Was preservative added to bottles? Yes No NA
12. Is there headspace in the VOA vials? Yes No NA
13. Did all samples containers arrive in good condition(unbroken)? Yes No
14. Does paperwork match bottle labels? Yes No
15. Are matrices correctly identified on Chain of Custody? Yes No
16. Is it clear what analyses were requested? Yes No
17. Were all holding times able to be met? Yes No

Special Handling (if applicable)

18. Was client notified of all discrepancies with this order? Yes No NA

Person Notified:	<input style="width: 95%;" type="text"/>	Date:	<input style="width: 95%;" type="text"/>
By Whom:	<input style="width: 95%;" type="text"/>	Via:	<input type="checkbox"/> eMail <input type="checkbox"/> Phone <input type="checkbox"/> Fax <input type="checkbox"/> In Person
Regarding:	<input style="width: 95%;" type="text"/>		
Client Instructions:	<input style="width: 95%;" type="text"/>		

19. Additional remarks:

Item Information

Item #	Temp °C
Sample 1	0.6

* Note: DoD/ELAP and TNI require items to be received at 4°C +/- 2°C



3600 Fremont Ave. N.
Seattle, WA 98103
T: (206) 352-3790
F: (206) 352-7178
info@fremontanalytical.com

TRC

Mariem Esparra
1180 NW Maple St. Ste 310
Issaquah, WA 98027

RE: Whitney's Chevrolet
Work Order Number: 2208394

September 02, 2022

Attention Mariem Esparra:

Fremont Analytical, Inc. received 25 sample(s) on 8/25/2022 for the analyses presented in the following report.

Gasoline by NWTPH-Gx
Volatile Organic Compounds by EPA Method 8260D

This report consists of the following:

- Case Narrative
- Analytical Results
- Applicable Quality Control Summary Reports
- Chain of Custody

All analyses were performed consistent with the Quality Assurance program of Fremont Analytical, Inc. Please contact the laboratory if you should have any questions about the results.

Thank you for using Fremont Analytical.

Sincerely,

Brianna Barnes
Project Manager

CC:
Cynthia Moon

DoD-ELAP Accreditation #79636 by PJLA, ISO/IEC 17025:2017 and QSM 5.3 for Environmental Testing
ORELAP Certification: WA 100009 (NELAP Recognized) for Environmental Testing
Washington State Department of Ecology Accredited for Environmental Testing, Lab ID C910

Original

CLIENT: TRC
Project: Whitney's Chevrolet
Work Order: 2208394

Work Order Sample Summary

Lab Sample ID	Client Sample ID	Date/Time Collected	Date/Time Received
2208394-001	WCMW-6	08/23/2022 2:47 PM	08/25/2022 2:18 PM
2208394-002	KBMW-1	08/23/2022 2:55 PM	08/25/2022 2:18 PM
2208394-003	KBMW-8	08/23/2022 3:27 PM	08/25/2022 2:18 PM
2208394-004	KBMW-5	08/23/2022 3:28 PM	08/25/2022 2:18 PM
2208394-005	KBMW-10	08/24/2022 8:49 AM	08/25/2022 2:18 PM
2208394-006	KBMW-9	08/24/2022 9:28 AM	08/25/2022 2:18 PM
2208394-007	ESMW-7	08/24/2022 9:42 AM	08/25/2022 2:18 PM
2208394-008	TSSMW-9	08/24/2022 10:23 AM	08/25/2022 2:18 PM
2208394-009	KBMW-3	08/24/2022 10:43 AM	08/25/2022 2:18 PM
2208394-010	ESMW-1	08/24/2022 11:33 AM	08/25/2022 2:18 PM
2208394-011	WCMW-8	08/24/2022 11:41 AM	08/25/2022 2:18 PM
2208394-012	WCMW-10	08/24/2022 12:17 PM	08/25/2022 2:18 PM
2208394-013	WCMW-1R	08/24/2022 1:49 PM	08/25/2022 2:18 PM
2208394-014	WCMW-7	08/24/2022 2:18 PM	08/25/2022 2:18 PM
2208394-015	TSSMW-7	08/24/2022 2:49 PM	08/25/2022 2:18 PM
2208394-016	KBMW-2	08/24/2022 2:56 PM	08/25/2022 2:18 PM
2208394-017	KBMW-4	08/24/2022 3:43 PM	08/25/2022 2:18 PM
2208394-018	KBMW-7	08/24/2022 4:16 PM	08/25/2022 2:18 PM
2208394-019	DUP-01	08/24/2022 12:00 AM	08/25/2022 2:18 PM
2208394-020	WCMW-4	08/25/2022 8:52 AM	08/25/2022 2:18 PM
2208394-021	DUP-02	08/24/2022 12:00 AM	08/25/2022 2:18 PM
2208394-022	WCMW-5	08/25/2022 9:21 AM	08/25/2022 2:18 PM
2208394-023	WCMW-2	08/25/2022 9:28 AM	08/25/2022 2:18 PM
2208394-024	WCMW-3	08/25/2022 10:10 AM	08/25/2022 2:18 PM
2208394-025	DUP-03	08/25/2022 12:00 AM	08/25/2022 2:18 PM

Note: If no "Time Collected" is supplied, a default of 12:00AM is assigned

CLIENT: TRC
Project: Whitney's Chevrolet

I. SAMPLE RECEIPT:

Samples receipt information is recorded on the attached Sample Receipt Checklist.

II. GENERAL REPORTING COMMENTS:

Results are reported on a wet weight basis unless dry-weight correction is denoted in the units field on the analytical report ("mg/kg-dry" or "ug/kg-dry").

Matrix Spike (MS) and MS Duplicate (MSD) samples are tested from an analytical batch of "like" matrix to check for possible matrix effect. The MS and MSD will provide site specific matrix data only for those samples which are spiked by the laboratory. The sample chosen for spike purposes may or may not have been a sample submitted in this sample delivery group. The validity of the analytical procedures for which data is reported in this analytical report is determined by the Laboratory Control Sample (LCS) and the Method Blank (MB). The LCS and the MB are processed with the samples and the MS/MSD to ensure method criteria are achieved throughout the entire analytical process.

III. ANALYSES AND EXCEPTIONS:

Exceptions associated with this report will be footnoted in the analytical results page(s) or the quality control summary page(s) and/or noted below.

Qualifiers:

- * - Flagged value is not within established control limits
- B - Analyte detected in the associated Method Blank
- D - Dilution was required
- E - Value above quantitation range
- H - Holding times for preparation or analysis exceeded
- I - Analyte with an internal standard that does not meet established acceptance criteria
- J - Analyte detected below Reporting Limit
- N - Tentatively Identified Compound (TIC)
- Q - Analyte with an initial or continuing calibration that does not meet established acceptance criteria
- S - Spike recovery outside accepted recovery limits
- ND - Not detected at the Reporting Limit
- R - High relative percent difference observed

Acronyms:

- %Rec - Percent Recovery
- CCB - Continued Calibration Blank
- CCV - Continued Calibration Verification
- DF - Dilution Factor
- DUP - Sample Duplicate
- HEM - Hexane Extractable Material
- ICV - Initial Calibration Verification
- LCS/LCSD - Laboratory Control Sample / Laboratory Control Sample Duplicate
- MCL - Maximum Contaminant Level
- MB or MBLANK - Method Blank
- MDL - Method Detection Limit
- MS/MSD - Matrix Spike / Matrix Spike Duplicate
- PDS - Post Digestion Spike
- Ref Val - Reference Value
- REP - Sample Replicate
- RL - Reporting Limit
- RPD - Relative Percent Difference
- SD - Serial Dilution
- SGT - Silica Gel Treatment
- SPK - Spike
- Surr - Surrogate



Client: TRC

Collection Date: 8/23/2022 2:47:00 PM

Project: Whitney's Chevrolet

Lab ID: 2208394-001

Matrix: Water

Client Sample ID: WCMW-6

Analyses	Result	RL	Qual	Units	DF	Date Analyzed
----------	--------	----	------	-------	----	---------------

Gasoline by NWTPH-Gx

Batch ID: 37602

Analyst: TN

Gasoline Range Organics	ND	50.0		µg/L	1	8/30/2022 11:41:15 PM
Surr: Toluene-d8	97.0	65 - 135		%Rec	1	8/30/2022 11:41:15 PM
Surr: 4-Bromofluorobenzene	83.5	65 - 135		%Rec	1	8/30/2022 11:41:15 PM

Volatile Organic Compounds by EPA Method 8260D

Batch ID: 37602

Analyst: TN

Benzene	ND	0.440		µg/L	1	8/30/2022 11:41:15 PM
Toluene	ND	0.750		µg/L	1	8/30/2022 11:41:15 PM
Tetrachloroethene (PCE)	0.406	0.400		µg/L	1	8/30/2022 11:41:15 PM
Ethylbenzene	ND	0.400		µg/L	1	8/30/2022 11:41:15 PM
m,p-Xylene	ND	1.00		µg/L	1	8/30/2022 11:41:15 PM
o-Xylene	ND	0.500		µg/L	1	8/30/2022 11:41:15 PM
Naphthalene	ND	1.25		µg/L	1	8/30/2022 11:41:15 PM
Surr: Dibromofluoromethane	103	80 - 120		%Rec	1	8/30/2022 11:41:15 PM
Surr: Toluene-d8	98.5	80 - 120		%Rec	1	8/30/2022 11:41:15 PM
Surr: 1-Bromo-4-fluorobenzene	91.7	80 - 120		%Rec	1	8/30/2022 11:41:15 PM



Client: TRC

Collection Date: 8/23/2022 2:55:00 PM

Project: Whitney's Chevrolet

Lab ID: 2208394-002

Matrix: Water

Client Sample ID: KBMW-1

Analyses	Result	RL	Qual	Units	DF	Date Analyzed
----------	--------	----	------	-------	----	---------------

Gasoline by NWTPH-Gx

Batch ID: 37602

Analyst: TN

Gasoline Range Organics	ND	50.0		µg/L	1	8/31/2022 12:11:22 AM
Surr: Toluene-d8	98.6	65 - 135		%Rec	1	8/31/2022 12:11:22 AM
Surr: 4-Bromofluorobenzene	82.8	65 - 135		%Rec	1	8/31/2022 12:11:22 AM

Volatile Organic Compounds by EPA Method 8260D

Batch ID: 37602

Analyst: TN

Benzene	ND	0.440		µg/L	1	8/31/2022 12:11:22 AM
Toluene	ND	0.750		µg/L	1	8/31/2022 12:11:22 AM
Tetrachloroethene (PCE)	ND	0.400		µg/L	1	8/31/2022 12:11:22 AM
Ethylbenzene	ND	0.400		µg/L	1	8/31/2022 12:11:22 AM
m,p-Xylene	ND	1.00		µg/L	1	8/31/2022 12:11:22 AM
o-Xylene	ND	0.500		µg/L	1	8/31/2022 12:11:22 AM
Naphthalene	ND	1.25		µg/L	1	8/31/2022 12:11:22 AM
Surr: Dibromofluoromethane	101	80 - 120		%Rec	1	8/31/2022 12:11:22 AM
Surr: Toluene-d8	98.7	80 - 120		%Rec	1	8/31/2022 12:11:22 AM
Surr: 1-Bromo-4-fluorobenzene	90.7	80 - 120		%Rec	1	8/31/2022 12:11:22 AM



Client: TRC

Collection Date: 8/23/2022 3:27:00 PM

Project: Whitney's Chevrolet

Lab ID: 2208394-003

Matrix: Water

Client Sample ID: KBMW-8

Analyses	Result	RL	Qual	Units	DF	Date Analyzed
----------	--------	----	------	-------	----	---------------

Gasoline by NWTPH-Gx

Batch ID: 37602

Analyst: TN

Gasoline Range Organics	ND	50.0		µg/L	1	8/31/2022 12:41:31 AM
Surr: Toluene-d8	97.7	65 - 135		%Rec	1	8/31/2022 12:41:31 AM
Surr: 4-Bromofluorobenzene	81.1	65 - 135		%Rec	1	8/31/2022 12:41:31 AM

Volatile Organic Compounds by EPA Method 8260D

Batch ID: 37602

Analyst: TN

Benzene	ND	0.440		µg/L	1	8/31/2022 12:41:31 AM
Toluene	ND	0.750		µg/L	1	8/31/2022 12:41:31 AM
Tetrachloroethene (PCE)	ND	0.400		µg/L	1	8/31/2022 12:41:31 AM
Ethylbenzene	ND	0.400		µg/L	1	8/31/2022 12:41:31 AM
m,p-Xylene	ND	1.00		µg/L	1	8/31/2022 12:41:31 AM
o-Xylene	ND	0.500		µg/L	1	8/31/2022 12:41:31 AM
Naphthalene	ND	1.25		µg/L	1	8/31/2022 12:41:31 AM
Surr: Dibromofluoromethane	100	80 - 120		%Rec	1	8/31/2022 12:41:31 AM
Surr: Toluene-d8	97.0	80 - 120		%Rec	1	8/31/2022 12:41:31 AM
Surr: 1-Bromo-4-fluorobenzene	88.8	80 - 120		%Rec	1	8/31/2022 12:41:31 AM



Client: TRC

Collection Date: 8/23/2022 3:28:00 PM

Project: Whitney's Chevrolet

Lab ID: 2208394-004

Matrix: Water

Client Sample ID: KBMW-5

Analyses	Result	RL	Qual	Units	DF	Date Analyzed
----------	--------	----	------	-------	----	---------------

Gasoline by NWTPH-Gx

Batch ID: 37602

Analyst: TN

Gasoline Range Organics	ND	50.0		µg/L	1	8/31/2022 1:11:42 AM
Surr: Toluene-d8	96.4	65 - 135		%Rec	1	8/31/2022 1:11:42 AM
Surr: 4-Bromofluorobenzene	82.6	65 - 135		%Rec	1	8/31/2022 1:11:42 AM

Volatile Organic Compounds by EPA Method 8260D

Batch ID: 37602

Analyst: TN

Benzene	ND	0.440		µg/L	1	8/31/2022 1:11:42 AM
Toluene	ND	0.750		µg/L	1	8/31/2022 1:11:42 AM
Tetrachloroethene (PCE)	ND	0.400		µg/L	1	8/31/2022 1:11:42 AM
Ethylbenzene	ND	0.400		µg/L	1	8/31/2022 1:11:42 AM
m,p-Xylene	ND	1.00		µg/L	1	8/31/2022 1:11:42 AM
o-Xylene	ND	0.500		µg/L	1	8/31/2022 1:11:42 AM
Naphthalene	ND	1.25		µg/L	1	8/31/2022 1:11:42 AM
Surr: Dibromofluoromethane	102	80 - 120		%Rec	1	8/31/2022 1:11:42 AM
Surr: Toluene-d8	98.1	80 - 120		%Rec	1	8/31/2022 1:11:42 AM
Surr: 1-Bromo-4-fluorobenzene	90.4	80 - 120		%Rec	1	8/31/2022 1:11:42 AM



Client: TRC

Collection Date: 8/24/2022 8:49:00 AM

Project: Whitney's Chevrolet

Lab ID: 2208394-005

Matrix: Water

Client Sample ID: KBMW-10

Analyses	Result	RL	Qual	Units	DF	Date Analyzed
----------	--------	----	------	-------	----	---------------

Gasoline by NWTPH-Gx

Batch ID: 37602 Analyst: TN

Gasoline Range Organics	ND	50.0		µg/L	1	8/31/2022 1:41:49 AM
Surr: Toluene-d8	97.3	65 - 135		%Rec	1	8/31/2022 1:41:49 AM
Surr: 4-Bromofluorobenzene	80.9	65 - 135		%Rec	1	8/31/2022 1:41:49 AM

Volatile Organic Compounds by EPA Method 8260D

Batch ID: 37602 Analyst: TN

Benzene	ND	0.440		µg/L	1	8/31/2022 1:41:49 AM
Toluene	ND	0.750		µg/L	1	8/31/2022 1:41:49 AM
Tetrachloroethene (PCE)	ND	0.400		µg/L	1	8/31/2022 1:41:49 AM
Ethylbenzene	ND	0.400		µg/L	1	8/31/2022 1:41:49 AM
m,p-Xylene	ND	1.00		µg/L	1	8/31/2022 1:41:49 AM
o-Xylene	ND	0.500		µg/L	1	8/31/2022 1:41:49 AM
Naphthalene	ND	1.25		µg/L	1	8/31/2022 1:41:49 AM
Surr: Dibromofluoromethane	102	80 - 120		%Rec	1	8/31/2022 1:41:49 AM
Surr: Toluene-d8	98.2	80 - 120		%Rec	1	8/31/2022 1:41:49 AM
Surr: 1-Bromo-4-fluorobenzene	88.6	80 - 120		%Rec	1	8/31/2022 1:41:49 AM



Client: TRC

Collection Date: 8/24/2022 9:28:00 AM

Project: Whitney's Chevrolet

Lab ID: 2208394-006

Matrix: Water

Client Sample ID: KBMW-9

Analyses	Result	RL	Qual	Units	DF	Date Analyzed
----------	--------	----	------	-------	----	---------------

Gasoline by NWTPH-Gx

Batch ID: 37602

Analyst: TN

Gasoline Range Organics	1,980	500	D	µg/L	10	8/31/2022 8:47:16 PM
Surr: Toluene-d8	97.3	65 - 135	D	%Rec	10	8/31/2022 8:47:16 PM
Surr: 4-Bromofluorobenzene	88.2	65 - 135	D	%Rec	10	8/31/2022 8:47:16 PM

Volatile Organic Compounds by EPA Method 8260D

Batch ID: 37602

Analyst: TN

Benzene	0.620	0.440		µg/L	1	8/31/2022 8:43:44 AM
Toluene	4.88	0.750		µg/L	1	8/31/2022 8:43:44 AM
Tetrachloroethene (PCE)	ND	0.400		µg/L	1	8/31/2022 8:43:44 AM
Ethylbenzene	19.2	0.400		µg/L	1	8/31/2022 8:43:44 AM
m,p-Xylene	71.5	1.00		µg/L	1	8/31/2022 8:43:44 AM
o-Xylene	47.3	0.500		µg/L	1	8/31/2022 8:43:44 AM
Naphthalene	96.1	12.5	D	µg/L	10	8/31/2022 8:47:16 PM
Surr: Dibromofluoromethane	90.5	80 - 120		%Rec	1	8/31/2022 8:43:44 AM
Surr: Toluene-d8	91.0	80 - 120		%Rec	1	8/31/2022 8:43:44 AM
Surr: 1-Bromo-4-fluorobenzene	106	80 - 120		%Rec	1	8/31/2022 8:43:44 AM



Client: TRC

Collection Date: 8/24/2022 9:42:00 AM

Project: Whitney's Chevrolet

Lab ID: 2208394-007

Matrix: Water

Client Sample ID: ESMW-7

Analyses	Result	RL	Qual	Units	DF	Date Analyzed
----------	--------	----	------	-------	----	---------------

Gasoline by NWTPH-Gx

Batch ID: 37602 Analyst: TN

Gasoline Range Organics	ND	50.0		µg/L	1	8/31/2022 8:13:36 AM
Surr: Toluene-d8	97.1	65 - 135		%Rec	1	8/31/2022 8:13:36 AM
Surr: 4-Bromofluorobenzene	83.3	65 - 135		%Rec	1	8/31/2022 8:13:36 AM

Volatile Organic Compounds by EPA Method 8260D

Batch ID: 37602 Analyst: TN

Benzene	ND	0.440		µg/L	1	8/31/2022 8:13:36 AM
Toluene	ND	0.750		µg/L	1	8/31/2022 8:13:36 AM
Tetrachloroethene (PCE)	ND	0.400		µg/L	1	8/31/2022 8:13:36 AM
Ethylbenzene	ND	0.400		µg/L	1	8/31/2022 8:13:36 AM
m,p-Xylene	ND	1.00		µg/L	1	8/31/2022 8:13:36 AM
o-Xylene	ND	0.500		µg/L	1	8/31/2022 8:13:36 AM
Naphthalene	ND	1.25		µg/L	1	8/31/2022 8:13:36 AM
Surr: Dibromofluoromethane	102	80 - 120		%Rec	1	8/31/2022 8:13:36 AM
Surr: Toluene-d8	97.8	80 - 120		%Rec	1	8/31/2022 8:13:36 AM
Surr: 1-Bromo-4-fluorobenzene	91.3	80 - 120		%Rec	1	8/31/2022 8:13:36 AM



Client: TRC

Collection Date: 8/24/2022 10:23:00 AM

Project: Whitney's Chevrolet

Lab ID: 2208394-008

Matrix: Water

Client Sample ID: TSSMW-9

Analyses	Result	RL	Qual	Units	DF	Date Analyzed
----------	--------	----	------	-------	----	---------------

Gasoline by NWTPH-Gx

Batch ID: 37602 Analyst: TN

Gasoline Range Organics	ND	50.0		µg/L	1	8/31/2022 2:42:04 AM
Surr: Toluene-d8	97.1	65 - 135		%Rec	1	8/31/2022 2:42:04 AM
Surr: 4-Bromofluorobenzene	81.3	65 - 135		%Rec	1	8/31/2022 2:42:04 AM

Volatile Organic Compounds by EPA Method 8260D

Batch ID: 37602 Analyst: TN

Benzene	ND	0.440		µg/L	1	8/31/2022 2:42:04 AM
Toluene	ND	0.750		µg/L	1	8/31/2022 2:42:04 AM
Tetrachloroethene (PCE)	ND	0.400		µg/L	1	8/31/2022 2:42:04 AM
Ethylbenzene	ND	0.400		µg/L	1	8/31/2022 2:42:04 AM
m,p-Xylene	ND	1.00		µg/L	1	8/31/2022 2:42:04 AM
o-Xylene	ND	0.500		µg/L	1	8/31/2022 2:42:04 AM
Naphthalene	ND	1.25		µg/L	1	8/31/2022 2:42:04 AM
Surr: Dibromofluoromethane	102	80 - 120		%Rec	1	8/31/2022 2:42:04 AM
Surr: Toluene-d8	98.0	80 - 120		%Rec	1	8/31/2022 2:42:04 AM
Surr: 1-Bromo-4-fluorobenzene	89.2	80 - 120		%Rec	1	8/31/2022 2:42:04 AM



Client: TRC

Collection Date: 8/24/2022 10:43:00 AM

Project: Whitney's Chevrolet

Lab ID: 2208394-009

Matrix: Water

Client Sample ID: KBMW-3

Analyses	Result	RL	Qual	Units	DF	Date Analyzed
----------	--------	----	------	-------	----	---------------

Gasoline by NWTPH-Gx

Batch ID: 37602

Analyst: TN

Gasoline Range Organics	ND	50.0		µg/L	1	8/31/2022 3:12:13 AM
Surr: Toluene-d8	97.0	65 - 135		%Rec	1	8/31/2022 3:12:13 AM
Surr: 4-Bromofluorobenzene	82.2	65 - 135		%Rec	1	8/31/2022 3:12:13 AM

Volatile Organic Compounds by EPA Method 8260D

Batch ID: 37602

Analyst: TN

Benzene	ND	0.440		µg/L	1	8/31/2022 3:12:13 AM
Toluene	ND	0.750		µg/L	1	8/31/2022 3:12:13 AM
Tetrachloroethene (PCE)	ND	0.400		µg/L	1	8/31/2022 3:12:13 AM
Ethylbenzene	ND	0.400		µg/L	1	8/31/2022 3:12:13 AM
m,p-Xylene	ND	1.00		µg/L	1	8/31/2022 3:12:13 AM
o-Xylene	ND	0.500		µg/L	1	8/31/2022 3:12:13 AM
Naphthalene	ND	1.25		µg/L	1	8/31/2022 3:12:13 AM
Surr: Dibromofluoromethane	103	80 - 120		%Rec	1	8/31/2022 3:12:13 AM
Surr: Toluene-d8	98.3	80 - 120		%Rec	1	8/31/2022 3:12:13 AM
Surr: 1-Bromo-4-fluorobenzene	90.3	80 - 120		%Rec	1	8/31/2022 3:12:13 AM



Client: TRC

Collection Date: 8/24/2022 11:33:00 AM

Project: Whitney's Chevrolet

Lab ID: 2208394-010

Matrix: Water

Client Sample ID: ESMW-1

Analyses	Result	RL	Qual	Units	DF	Date Analyzed
----------	--------	----	------	-------	----	---------------

Gasoline by NWTPH-Gx

Batch ID: 37602

Analyst: TN

Gasoline Range Organics	ND	50.0		µg/L	1	8/31/2022 7:13:17 AM
Surr: Toluene-d8	97.9	65 - 135		%Rec	1	8/31/2022 7:13:17 AM
Surr: 4-Bromofluorobenzene	83.8	65 - 135		%Rec	1	8/31/2022 7:13:17 AM

Volatile Organic Compounds by EPA Method 8260D

Batch ID: 37602

Analyst: TN

Benzene	ND	0.440		µg/L	1	8/31/2022 7:13:17 AM
Toluene	ND	0.750		µg/L	1	8/31/2022 7:13:17 AM
Tetrachloroethene (PCE)	ND	0.400		µg/L	1	8/31/2022 7:13:17 AM
Ethylbenzene	ND	0.400		µg/L	1	8/31/2022 7:13:17 AM
m,p-Xylene	ND	1.00		µg/L	1	8/31/2022 7:13:17 AM
o-Xylene	ND	0.500		µg/L	1	8/31/2022 7:13:17 AM
Naphthalene	ND	1.25		µg/L	1	8/31/2022 7:13:17 AM
Surr: Dibromofluoromethane	99.5	80 - 120		%Rec	1	8/31/2022 7:13:17 AM
Surr: Toluene-d8	95.3	80 - 120		%Rec	1	8/31/2022 7:13:17 AM
Surr: 1-Bromo-4-fluorobenzene	91.9	80 - 120		%Rec	1	8/31/2022 7:13:17 AM



Client: TRC

Collection Date: 8/24/2022 11:41:00 AM

Project: Whitney's Chevrolet

Lab ID: 2208394-011

Matrix: Water

Client Sample ID: WCMW-8

Analyses	Result	RL	Qual	Units	DF	Date Analyzed
----------	--------	----	------	-------	----	---------------

Gasoline by NWTPH-Gx

Batch ID: 37602 Analyst: TN

Gasoline Range Organics	ND	50.0		µg/L	1	8/31/2022 6:13:02 AM
Surr: Toluene-d8	97.1	65 - 135		%Rec	1	8/31/2022 6:13:02 AM
Surr: 4-Bromofluorobenzene	85.4	65 - 135		%Rec	1	8/31/2022 6:13:02 AM

Volatile Organic Compounds by EPA Method 8260D

Batch ID: 37602 Analyst: TN

Benzene	ND	0.440		µg/L	1	8/31/2022 6:13:02 AM
Toluene	ND	0.750		µg/L	1	8/31/2022 6:13:02 AM
Tetrachloroethene (PCE)	0.694	0.400		µg/L	1	8/31/2022 6:13:02 AM
Ethylbenzene	ND	0.400		µg/L	1	8/31/2022 6:13:02 AM
m,p-Xylene	ND	1.00		µg/L	1	8/31/2022 6:13:02 AM
o-Xylene	ND	0.500		µg/L	1	8/31/2022 6:13:02 AM
Naphthalene	ND	1.25		µg/L	1	8/31/2022 6:13:02 AM
Surr: Dibromofluoromethane	99.4	80 - 120		%Rec	1	8/31/2022 6:13:02 AM
Surr: Toluene-d8	95.5	80 - 120		%Rec	1	8/31/2022 6:13:02 AM
Surr: 1-Bromo-4-fluorobenzene	93.7	80 - 120		%Rec	1	8/31/2022 6:13:02 AM



Client: TRC

Collection Date: 8/24/2022 12:17:00 PM

Project: Whitney's Chevrolet

Lab ID: 2208394-012

Matrix: Water

Client Sample ID: WCMW-10

Analyses	Result	RL	Qual	Units	DF	Date Analyzed
----------	--------	----	------	-------	----	---------------

Gasoline by NWTPH-Gx

Batch ID: 37602

Analyst: TN

Gasoline Range Organics	ND	50.0		µg/L	1	8/31/2022 6:43:08 AM
Surr: Toluene-d8	97.0	65 - 135		%Rec	1	8/31/2022 6:43:08 AM
Surr: 4-Bromofluorobenzene	83.7	65 - 135		%Rec	1	8/31/2022 6:43:08 AM

Volatile Organic Compounds by EPA Method 8260D

Batch ID: 37602

Analyst: TN

Benzene	ND	0.440		µg/L	1	8/31/2022 6:43:08 AM
Toluene	ND	0.750		µg/L	1	8/31/2022 6:43:08 AM
Tetrachloroethene (PCE)	ND	0.400		µg/L	1	8/31/2022 6:43:08 AM
Ethylbenzene	ND	0.400		µg/L	1	8/31/2022 6:43:08 AM
m,p-Xylene	ND	1.00		µg/L	1	8/31/2022 6:43:08 AM
o-Xylene	ND	0.500		µg/L	1	8/31/2022 6:43:08 AM
Naphthalene	ND	1.25		µg/L	1	8/31/2022 6:43:08 AM
Surr: Dibromofluoromethane	99.5	80 - 120		%Rec	1	8/31/2022 6:43:08 AM
Surr: Toluene-d8	96.4	80 - 120		%Rec	1	8/31/2022 6:43:08 AM
Surr: 1-Bromo-4-fluorobenzene	91.0	80 - 120		%Rec	1	8/31/2022 6:43:08 AM



Client: TRC

Collection Date: 8/24/2022 1:49:00 PM

Project: Whitney's Chevrolet

Lab ID: 2208394-013

Matrix: Water

Client Sample ID: WCMW-1R

Analyses	Result	RL	Qual	Units	DF	Date Analyzed
----------	--------	----	------	-------	----	---------------

Gasoline by NWTPH-Gx

Batch ID: 37602

Analyst: TN

Gasoline Range Organics	ND	50.0		µg/L	1	8/31/2022 7:43:27 AM
Surr: Toluene-d8	98.7	65 - 135		%Rec	1	8/31/2022 7:43:27 AM
Surr: 4-Bromofluorobenzene	83.8	65 - 135		%Rec	1	8/31/2022 7:43:27 AM

Volatile Organic Compounds by EPA Method 8260D

Batch ID: 37602

Analyst: TN

Benzene	ND	0.440		µg/L	1	8/31/2022 7:43:27 AM
Toluene	ND	0.750		µg/L	1	8/31/2022 7:43:27 AM
Tetrachloroethene (PCE)	ND	0.400		µg/L	1	8/31/2022 7:43:27 AM
Ethylbenzene	ND	0.400		µg/L	1	8/31/2022 7:43:27 AM
m,p-Xylene	ND	1.00		µg/L	1	8/31/2022 7:43:27 AM
o-Xylene	ND	0.500		µg/L	1	8/31/2022 7:43:27 AM
Naphthalene	ND	1.25		µg/L	1	8/31/2022 7:43:27 AM
Surr: Dibromofluoromethane	101	80 - 120		%Rec	1	8/31/2022 7:43:27 AM
Surr: Toluene-d8	97.1	80 - 120		%Rec	1	8/31/2022 7:43:27 AM
Surr: 1-Bromo-4-fluorobenzene	92.0	80 - 120		%Rec	1	8/31/2022 7:43:27 AM



Client: TRC

Collection Date: 8/24/2022 2:18:00 PM

Project: Whitney's Chevrolet

Lab ID: 2208394-014

Matrix: Water

Client Sample ID: WCMW-7

Analyses	Result	RL	Qual	Units	DF	Date Analyzed
----------	--------	----	------	-------	----	---------------

Gasoline by NWTPH-Gx

Batch ID: 37626

Analyst: TN

Gasoline Range Organics	ND	50.0		µg/L	1	8/31/2022 5:46:21 PM
Surr: Toluene-d8	97.8	65 - 135		%Rec	1	8/31/2022 5:46:21 PM
Surr: 4-Bromofluorobenzene	84.8	65 - 135		%Rec	1	8/31/2022 5:46:21 PM

Volatile Organic Compounds by EPA Method 8260D

Batch ID: 37626

Analyst: TN

Benzene	ND	0.440		µg/L	1	8/31/2022 5:46:21 PM
Toluene	ND	0.750		µg/L	1	8/31/2022 5:46:21 PM
Tetrachloroethene (PCE)	0.924	0.400		µg/L	1	8/31/2022 5:46:21 PM
Ethylbenzene	ND	0.400		µg/L	1	8/31/2022 5:46:21 PM
m,p-Xylene	ND	1.00		µg/L	1	8/31/2022 5:46:21 PM
o-Xylene	ND	0.500		µg/L	1	8/31/2022 5:46:21 PM
Naphthalene	ND	1.25		µg/L	1	8/31/2022 5:46:21 PM
Surr: Dibromofluoromethane	99.7	80 - 120		%Rec	1	8/31/2022 5:46:21 PM
Surr: Toluene-d8	96.4	80 - 120		%Rec	1	8/31/2022 5:46:21 PM
Surr: 1-Bromo-4-fluorobenzene	92.7	80 - 120		%Rec	1	8/31/2022 5:46:21 PM



Client: TRC

Collection Date: 8/24/2022 2:49:00 PM

Project: Whitney's Chevrolet

Lab ID: 2208394-015

Matrix: Water

Client Sample ID: TSSMW-7

Analyses	Result	RL	Qual	Units	DF	Date Analyzed
----------	--------	----	------	-------	----	---------------

Gasoline by NWTPH-Gx

Batch ID: 37626

Analyst: TN

Gasoline Range Organics	ND	50.0		µg/L	1	8/31/2022 6:16:28 PM
Surr: Toluene-d8	96.6	65 - 135		%Rec	1	8/31/2022 6:16:28 PM
Surr: 4-Bromofluorobenzene	84.1	65 - 135		%Rec	1	8/31/2022 6:16:28 PM

Volatile Organic Compounds by EPA Method 8260D

Batch ID: 37626

Analyst: TN

Benzene	ND	0.440		µg/L	1	8/31/2022 6:16:28 PM
Toluene	ND	0.750		µg/L	1	8/31/2022 6:16:28 PM
Tetrachloroethene (PCE)	ND	0.400		µg/L	1	8/31/2022 6:16:28 PM
Ethylbenzene	ND	0.400		µg/L	1	8/31/2022 6:16:28 PM
m,p-Xylene	ND	1.00		µg/L	1	8/31/2022 6:16:28 PM
o-Xylene	ND	0.500		µg/L	1	8/31/2022 6:16:28 PM
Naphthalene	ND	1.25		µg/L	1	8/31/2022 6:16:28 PM
Surr: Dibromofluoromethane	99.0	80 - 120		%Rec	1	8/31/2022 6:16:28 PM
Surr: Toluene-d8	95.8	80 - 120		%Rec	1	8/31/2022 6:16:28 PM
Surr: 1-Bromo-4-fluorobenzene	92.2	80 - 120		%Rec	1	8/31/2022 6:16:28 PM



Client: TRC

Collection Date: 8/24/2022 2:56:00 PM

Project: Whitney's Chevrolet

Lab ID: 2208394-016

Matrix: Water

Client Sample ID: KBMW-2

Analyses	Result	RL	Qual	Units	DF	Date Analyzed
----------	--------	----	------	-------	----	---------------

Gasoline by NWTPH-Gx

Batch ID: 37626

Analyst: TN

Gasoline Range Organics	2,730	1,000	D	µg/L	20	9/1/2022 1:59:35 PM
Surr: Toluene-d8	102	65 - 135		%Rec	1	8/31/2022 9:17:27 PM
Surr: 4-Bromofluorobenzene	106	65 - 135		%Rec	1	8/31/2022 9:17:27 PM

Volatile Organic Compounds by EPA Method 8260D

Batch ID: 37626

Analyst: TN

Benzene	1.25	0.440		µg/L	1	8/31/2022 9:17:27 PM
Toluene	24.6	0.750		µg/L	1	8/31/2022 9:17:27 PM
Tetrachloroethene (PCE)	ND	0.400		µg/L	1	8/31/2022 9:17:27 PM
Ethylbenzene	63.2	8.00	D	µg/L	20	9/1/2022 1:59:35 PM
m,p-Xylene	143	20.0	D	µg/L	20	9/1/2022 1:59:35 PM
o-Xylene	109	10.0	D	µg/L	20	9/1/2022 1:59:35 PM
Naphthalene	61.1	25.0	D	µg/L	20	9/1/2022 1:59:35 PM
Surr: Dibromofluoromethane	88.9	80 - 120		%Rec	1	8/31/2022 9:17:27 PM
Surr: Toluene-d8	92.4	80 - 120		%Rec	1	8/31/2022 9:17:27 PM
Surr: 1-Bromo-4-fluorobenzene	106	80 - 120		%Rec	1	8/31/2022 9:17:27 PM



Client: TRC
Project: Whitney's Chevrolet
Lab ID: 2208394-017
Client Sample ID: KBMW-4

Collection Date: 8/24/2022 3:43:00 PM

Matrix: Water

Analyses	Result	RL	Qual	Units	DF	Date Analyzed
----------	--------	----	------	-------	----	---------------

Gasoline by NWTPH-Gx

Batch ID: 37626 Analyst: TN

Gasoline Range Organics	1,740	50.0		µg/L	1	8/31/2022 9:47:36 PM
Surr: Toluene-d8	100	65 - 135		%Rec	1	8/31/2022 9:47:36 PM
Surr: 4-Bromofluorobenzene	99.5	65 - 135		%Rec	1	8/31/2022 9:47:36 PM

Volatile Organic Compounds by EPA Method 8260D

Batch ID: 37626 Analyst: TN

Benzene	0.677	0.440		µg/L	1	8/31/2022 9:47:36 PM
Toluene	1.98	0.750		µg/L	1	8/31/2022 9:47:36 PM
Tetrachloroethene (PCE)	ND	0.400		µg/L	1	8/31/2022 9:47:36 PM
Ethylbenzene	17.4	0.400		µg/L	1	8/31/2022 9:47:36 PM
m,p-Xylene	35.9	1.00		µg/L	1	8/31/2022 9:47:36 PM
o-Xylene	5.26	0.500		µg/L	1	8/31/2022 9:47:36 PM
Naphthalene	120	12.5	D	µg/L	10	9/1/2022 4:00:03 PM
Surr: Dibromofluoromethane	89.7	80 - 120		%Rec	1	8/31/2022 9:47:36 PM
Surr: Toluene-d8	88.7	80 - 120		%Rec	1	8/31/2022 9:47:36 PM
Surr: 1-Bromo-4-fluorobenzene	105	80 - 120		%Rec	1	8/31/2022 9:47:36 PM



Client: TRC

Collection Date: 8/24/2022 4:16:00 PM

Project: Whitney's Chevrolet

Lab ID: 2208394-018

Matrix: Water

Client Sample ID: KBMW-7

Analyses	Result	RL	Qual	Units	DF	Date Analyzed
----------	--------	----	------	-------	----	---------------

Gasoline by NWTPH-Gx

Batch ID: 37626

Analyst: TN

Gasoline Range Organics	522	50.0		µg/L	1	8/31/2022 6:46:38 PM
Surr: Toluene-d8	99.2	65 - 135		%Rec	1	8/31/2022 6:46:38 PM
Surr: 4-Bromofluorobenzene	93.4	65 - 135		%Rec	1	8/31/2022 6:46:38 PM

Volatile Organic Compounds by EPA Method 8260D

Batch ID: 37626

Analyst: TN

Benzene	ND	0.440		µg/L	1	8/31/2022 6:46:38 PM
Toluene	0.964	0.750		µg/L	1	8/31/2022 6:46:38 PM
Tetrachloroethene (PCE)	ND	0.400		µg/L	1	8/31/2022 6:46:38 PM
Ethylbenzene	1.17	0.400		µg/L	1	8/31/2022 6:46:38 PM
m,p-Xylene	11.1	1.00		µg/L	1	8/31/2022 6:46:38 PM
o-Xylene	4.20	0.500		µg/L	1	8/31/2022 6:46:38 PM
Naphthalene	17.0	1.25		µg/L	1	8/31/2022 6:46:38 PM
Surr: Dibromofluoromethane	92.3	80 - 120		%Rec	1	8/31/2022 6:46:38 PM
Surr: Toluene-d8	91.8	80 - 120		%Rec	1	8/31/2022 6:46:38 PM
Surr: 1-Bromo-4-fluorobenzene	101	80 - 120		%Rec	1	8/31/2022 6:46:38 PM



Client: TRC

Collection Date: 8/24/2022

Project: Whitney's Chevrolet

Lab ID: 2208394-019

Matrix: Water

Client Sample ID: DUP-01

Analyses	Result	RL	Qual	Units	DF	Date Analyzed
----------	--------	----	------	-------	----	---------------

Gasoline by NWTPH-Gx

Batch ID: 37626

Analyst: TN

Gasoline Range Organics	ND	50.0		µg/L	1	8/31/2022 7:46:58 PM
Surr: Toluene-d8	97.0	65 - 135		%Rec	1	8/31/2022 7:46:58 PM
Surr: 4-Bromofluorobenzene	84.0	65 - 135		%Rec	1	8/31/2022 7:46:58 PM

Volatile Organic Compounds by EPA Method 8260D

Batch ID: 37626

Analyst: TN

Benzene	ND	0.440		µg/L	1	8/31/2022 7:46:58 PM
Toluene	ND	0.750		µg/L	1	8/31/2022 7:46:58 PM
Tetrachloroethene (PCE)	ND	0.400		µg/L	1	8/31/2022 7:46:58 PM
Ethylbenzene	ND	0.400		µg/L	1	8/31/2022 7:46:58 PM
m,p-Xylene	ND	1.00		µg/L	1	8/31/2022 7:46:58 PM
o-Xylene	ND	0.500		µg/L	1	8/31/2022 7:46:58 PM
Naphthalene	ND	1.25		µg/L	1	8/31/2022 7:46:58 PM
Surr: Dibromofluoromethane	96.3	80 - 120		%Rec	1	8/31/2022 7:46:58 PM
Surr: Toluene-d8	95.1	80 - 120		%Rec	1	8/31/2022 7:46:58 PM
Surr: 1-Bromo-4-fluorobenzene	92.1	80 - 120		%Rec	1	8/31/2022 7:46:58 PM



Client: TRC

Collection Date: 8/25/2022 8:52:00 AM

Project: Whitney's Chevrolet

Lab ID: 2208394-020

Matrix: Water

Client Sample ID: WCMW-4

Analyses	Result	RL	Qual	Units	DF	Date Analyzed
----------	--------	----	------	-------	----	---------------

Gasoline by NWTPH-Gx

Batch ID: 37626

Analyst: TN

Gasoline Range Organics	33,400	1,000	D	µg/L	20	8/31/2022 11:48:15 PM
Surr: Toluene-d8	99.2	65 - 135	D	%Rec	20	8/31/2022 11:48:15 PM
Surr: 4-Bromofluorobenzene	92.2	65 - 135	D	%Rec	20	8/31/2022 11:48:15 PM

Volatile Organic Compounds by EPA Method 8260D

Batch ID: 37626

Analyst: TN

Benzene	ND	8.80	D	µg/L	20	8/31/2022 11:48:15 PM
Toluene	29.3	15.0	D	µg/L	20	8/31/2022 11:48:15 PM
Tetrachloroethene (PCE)	ND	8.00	D	µg/L	20	8/31/2022 11:48:15 PM
Ethylbenzene	622	8.00	D	µg/L	20	8/31/2022 11:48:15 PM
m,p-Xylene	2,060	200	D	µg/L	200	9/1/2022 12:59:20 PM
o-Xylene	685	10.0	D	µg/L	20	8/31/2022 11:48:15 PM
Naphthalene	546	250	D	µg/L	200	9/1/2022 12:59:20 PM
Surr: Dibromofluoromethane	83.8	80 - 120	D	%Rec	20	8/31/2022 11:48:15 PM
Surr: Toluene-d8	83.9	80 - 120	D	%Rec	20	8/31/2022 11:48:15 PM
Surr: 1-Bromo-4-fluorobenzene	99.5	80 - 120	D	%Rec	20	8/31/2022 11:48:15 PM



Client: TRC

Collection Date: 8/24/2022

Project: Whitney's Chevrolet

Lab ID: 2208394-021

Matrix: Water

Client Sample ID: DUP-02

Analyses	Result	RL	Qual	Units	DF	Date Analyzed
----------	--------	----	------	-------	----	---------------

Gasoline by NWTPH-Gx

Batch ID: 37626

Analyst: TN

Gasoline Range Organics	1,710	50.0		µg/L	1	8/31/2022 8:17:08 PM
Surr: Toluene-d8	102	65 - 135		%Rec	1	8/31/2022 8:17:08 PM
Surr: 4-Bromofluorobenzene	98.7	65 - 135		%Rec	1	8/31/2022 8:17:08 PM

Volatile Organic Compounds by EPA Method 8260D

Batch ID: 37626

Analyst: TN

Benzene	0.652	0.440		µg/L	1	8/31/2022 8:17:08 PM
Toluene	1.98	0.750		µg/L	1	8/31/2022 8:17:08 PM
Tetrachloroethene (PCE)	ND	0.400		µg/L	1	8/31/2022 8:17:08 PM
Ethylbenzene	16.6	0.400		µg/L	1	8/31/2022 8:17:08 PM
m,p-Xylene	35.2	1.00		µg/L	1	8/31/2022 8:17:08 PM
o-Xylene	4.42	0.500		µg/L	1	8/31/2022 8:17:08 PM
Naphthalene	101	25.0	D	µg/L	20	9/1/2022 1:29:28 PM
Surr: Dibromofluoromethane	89.7	80 - 120		%Rec	1	8/31/2022 8:17:08 PM
Surr: Toluene-d8	92.0	80 - 120		%Rec	1	8/31/2022 8:17:08 PM
Surr: 1-Bromo-4-fluorobenzene	104	80 - 120		%Rec	1	8/31/2022 8:17:08 PM



Client: TRC

Collection Date: 8/25/2022 9:21:00 AM

Project: Whitney's Chevrolet

Lab ID: 2208394-022

Matrix: Water

Client Sample ID: WCMW-5

Analyses	Result	RL	Qual	Units	DF	Date Analyzed
----------	--------	----	------	-------	----	---------------

Gasoline by NWTPH-Gx

Batch ID: 37626

Analyst: TN

Gasoline Range Organics	16,300	1,000	D	µg/L	20	9/1/2022 12:18:26 AM
Surr: Toluene-d8	99.0	65 - 135	D	%Rec	20	9/1/2022 12:18:26 AM
Surr: 4-Bromofluorobenzene	91.6	65 - 135	D	%Rec	20	9/1/2022 12:18:26 AM

Volatile Organic Compounds by EPA Method 8260D

Batch ID: 37626

Analyst: TN

Benzene	ND	8.80	D	µg/L	20	9/1/2022 12:18:26 AM
Toluene	56.8	15.0	D	µg/L	20	9/1/2022 12:18:26 AM
Tetrachloroethene (PCE)	ND	8.00	D	µg/L	20	9/1/2022 12:18:26 AM
Ethylbenzene	451	8.00	D	µg/L	20	9/1/2022 12:18:26 AM
m,p-Xylene	983	20.0	D	µg/L	20	9/1/2022 12:18:26 AM
o-Xylene	399	10.0	D	µg/L	20	9/1/2022 12:18:26 AM
Naphthalene	493	25.0	D	µg/L	20	9/1/2022 12:18:26 AM
Surr: Dibromofluoromethane	84.7	80 - 120	D	%Rec	20	9/1/2022 12:18:26 AM
Surr: Toluene-d8	83.8	80 - 120	D	%Rec	20	9/1/2022 12:18:26 AM
Surr: 1-Bromo-4-fluorobenzene	100	80 - 120	D	%Rec	20	9/1/2022 12:18:26 AM



Client: TRC

Collection Date: 8/25/2022 9:28:00 AM

Project: Whitney's Chevrolet

Lab ID: 2208394-023

Matrix: Water

Client Sample ID: WCMW-2

Analyses	Result	RL	Qual	Units	DF	Date Analyzed
----------	--------	----	------	-------	----	---------------

Gasoline by NWTPH-Gx

Batch ID: 37626

Analyst: TN

Gasoline Range Organics	1,710	1,000	D	µg/L	20	9/1/2022 2:29:43 PM
Surr: Toluene-d8	99.6	65 - 135		%Rec	1	8/31/2022 10:17:47 PM
Surr: 4-Bromofluorobenzene	96.6	65 - 135		%Rec	1	8/31/2022 10:17:47 PM

Volatile Organic Compounds by EPA Method 8260D

Batch ID: 37626

Analyst: TN

Benzene	ND	0.440		µg/L	1	8/31/2022 10:17:47 PM
Toluene	37.6	0.750		µg/L	1	8/31/2022 10:17:47 PM
Tetrachloroethene (PCE)	ND	0.400		µg/L	1	8/31/2022 10:17:47 PM
Ethylbenzene	50.2	8.00	D	µg/L	20	9/1/2022 2:29:43 PM
m,p-Xylene	178	20.0	D	µg/L	20	9/1/2022 2:29:43 PM
o-Xylene	110	10.0	D	µg/L	20	9/1/2022 2:29:43 PM
Naphthalene	34.9	25.0	D	µg/L	20	9/1/2022 2:29:43 PM
Surr: Dibromofluoromethane	87.8	80 - 120		%Rec	1	8/31/2022 10:17:47 PM
Surr: Toluene-d8	87.8	80 - 120		%Rec	1	8/31/2022 10:17:47 PM
Surr: 1-Bromo-4-fluorobenzene	104	80 - 120		%Rec	1	8/31/2022 10:17:47 PM



Client: TRC

Collection Date: 8/25/2022 10:10:00 AM

Project: Whitney's Chevrolet

Lab ID: 2208394-024

Matrix: Water

Client Sample ID: WCMW-3

Analyses	Result	RL	Qual	Units	DF	Date Analyzed
----------	--------	----	------	-------	----	---------------

Gasoline by NWTPH-Gx

Batch ID: 37626

Analyst: TN

Gasoline Range Organics	36,000	5,000	D	µg/L	100	9/1/2022 2:59:49 PM
Surr: Toluene-d8	106	65 - 135		%Rec	1	8/31/2022 10:47:55 PM
Surr: 4-Bromofluorobenzene	128	65 - 135		%Rec	1	8/31/2022 10:47:55 PM

Volatile Organic Compounds by EPA Method 8260D

Batch ID: 37626

Analyst: TN

Benzene	1.44	0.440		µg/L	1	8/31/2022 10:47:55 PM
Toluene	217	75.0	D	µg/L	100	9/1/2022 2:59:49 PM
Tetrachloroethene (PCE)	11.2	0.400		µg/L	1	8/31/2022 10:47:55 PM
Ethylbenzene	955	40.0	D	µg/L	100	9/1/2022 2:59:49 PM
m,p-Xylene	3,670	100	D	µg/L	100	9/1/2022 2:59:49 PM
o-Xylene	1,570	50.0	D	µg/L	100	9/1/2022 2:59:49 PM
Naphthalene	646	125	D	µg/L	100	9/1/2022 2:59:49 PM
Surr: Dibromofluoromethane	84.7	80 - 120		%Rec	1	8/31/2022 10:47:55 PM
Surr: Toluene-d8	92.2	80 - 120		%Rec	1	8/31/2022 10:47:55 PM
Surr: 1-Bromo-4-fluorobenzene	107	80 - 120		%Rec	1	8/31/2022 10:47:55 PM



Client: TRC

Collection Date: 8/25/2022

Project: Whitney's Chevrolet

Lab ID: 2208394-025

Matrix: Water

Client Sample ID: DUP-03

Analyses	Result	RL	Qual	Units	DF	Date Analyzed
----------	--------	----	------	-------	----	---------------

Gasoline by NWTPH-Gx

Batch ID: 37626

Analyst: TN

Gasoline Range Organics	35,900	5,000	D	µg/L	100	9/1/2022 3:29:56 PM
Surr: Toluene-d8	107	65 - 135		%Rec	1	8/31/2022 11:18:07 PM
Surr: 4-Bromofluorobenzene	123	65 - 135		%Rec	1	8/31/2022 11:18:07 PM

Volatile Organic Compounds by EPA Method 8260D

Batch ID: 37626

Analyst: TN

Benzene	1.41	0.440		µg/L	1	8/31/2022 11:18:07 PM
Toluene	215	75.0	D	µg/L	100	9/1/2022 3:29:56 PM
Tetrachloroethene (PCE)	10.5	0.400		µg/L	1	8/31/2022 11:18:07 PM
Ethylbenzene	984	40.0	D	µg/L	100	9/1/2022 3:29:56 PM
m,p-Xylene	3,770	100	D	µg/L	100	9/1/2022 3:29:56 PM
o-Xylene	1,590	50.0	D	µg/L	100	9/1/2022 3:29:56 PM
Naphthalene	696	125	D	µg/L	100	9/1/2022 3:29:56 PM
Surr: Dibromofluoromethane	81.0	80 - 120		%Rec	1	8/31/2022 11:18:07 PM
Surr: Toluene-d8	86.2	80 - 120		%Rec	1	8/31/2022 11:18:07 PM
Surr: 1-Bromo-4-fluorobenzene	101	80 - 120		%Rec	1	8/31/2022 11:18:07 PM

Work Order: 2208394
 CLIENT: TRC
 Project: Whitney's Chevrolet

QC SUMMARY REPORT
Gasoline by NWTPH-Gx

Sample ID: LCS-37602	SampType: LCS	Units: µg/L			Prep Date: 8/29/2022	RunNo: 77956					
Client ID: LCSW	Batch ID: 37602				Analysis Date: 8/30/2022	SeqNo: 1601753					
Analyte	Result	RL	SPK value	SPK Ref Val	%REC	LowLimit	HighLimit	RPD Ref Val	%RPD	RPDLimit	Qual
Gasoline Range Organics	543	50.0	500.0	0	109	65	135				
Surr: Toluene-d8	24.9		25.00		99.4	65	135				
Surr: 4-Bromofluorobenzene	24.6		25.00		98.4	65	135				

Sample ID: MB-37602	SampType: MBLK	Units: µg/L			Prep Date: 8/29/2022	RunNo: 77956					
Client ID: MBLKW	Batch ID: 37602				Analysis Date: 8/30/2022	SeqNo: 1601752					
Analyte	Result	RL	SPK value	SPK Ref Val	%REC	LowLimit	HighLimit	RPD Ref Val	%RPD	RPDLimit	Qual
Gasoline Range Organics	ND	50.0									
Surr: Toluene-d8	24.3		25.00		97.2	65	135				
Surr: 4-Bromofluorobenzene	20.9		25.00		83.6	65	135				

Sample ID: 2208383-005ADUP	SampType: DUP	Units: µg/L			Prep Date: 8/29/2022	RunNo: 77956					
Client ID: BATCH	Batch ID: 37602				Analysis Date: 8/30/2022	SeqNo: 1601731					
Analyte	Result	RL	SPK value	SPK Ref Val	%REC	LowLimit	HighLimit	RPD Ref Val	%RPD	RPDLimit	Qual
Gasoline Range Organics	ND	50.0						0		30	
Surr: Toluene-d8	24.2		25.00		96.8	65	135		0		
Surr: 4-Bromofluorobenzene	20.5		25.00		82.0	65	135		0		

Sample ID: 2208394-005ADUP	SampType: DUP	Units: µg/L			Prep Date: 8/29/2022	RunNo: 77956					
Client ID: KBMW-10	Batch ID: 37602				Analysis Date: 8/31/2022	SeqNo: 1601739					
Analyte	Result	RL	SPK value	SPK Ref Val	%REC	LowLimit	HighLimit	RPD Ref Val	%RPD	RPDLimit	Qual
Gasoline Range Organics	ND	50.0						0		30	
Surr: Toluene-d8	24.8		25.00		99.0	65	135		0		
Surr: 4-Bromofluorobenzene	20.8		25.00		83.1	65	135		0		

Work Order: 2208394
 CLIENT: TRC
 Project: Whitney's Chevrolet

QC SUMMARY REPORT
Gasoline by NWTPH-Gx

Sample ID: 2208394-012AMS	SampType: MS	Units: µg/L	Prep Date: 8/29/2022	RunNo: 77956							
Client ID: WCMW-10	Batch ID: 37602		Analysis Date: 8/31/2022	SeqNo: 1601747							
Analyte	Result	RL	SPK value	SPK Ref Val	%REC	LowLimit	HighLimit	RPD Ref Val	%RPD	RPDLimit	Qual
Gasoline Range Organics	511	50.0	500.0	0	102	65	135				
Surr: Toluene-d8	25.3		25.00		101	65	135				
Surr: 4-Bromofluorobenzene	24.4		25.00		97.5	65	135				

Sample ID: LCS-37626	SampType: LCS	Units: µg/L	Prep Date: 8/31/2022	RunNo: 77944							
Client ID: LCSW	Batch ID: 37626		Analysis Date: 8/31/2022	SeqNo: 1601459							
Analyte	Result	RL	SPK value	SPK Ref Val	%REC	LowLimit	HighLimit	RPD Ref Val	%RPD	RPDLimit	Qual
Gasoline Range Organics	540	50.0	500.0	0	108	65	135				
Surr: Toluene-d8	25.4		25.00		102	65	135				
Surr: 4-Bromofluorobenzene	23.9		25.00		95.8	65	135				

Sample ID: MB-37626	SampType: MBLK	Units: µg/L	Prep Date: 8/31/2022	RunNo: 77944							
Client ID: MBLKW	Batch ID: 37626		Analysis Date: 8/31/2022	SeqNo: 1601447							
Analyte	Result	RL	SPK value	SPK Ref Val	%REC	LowLimit	HighLimit	RPD Ref Val	%RPD	RPDLimit	Qual
Gasoline Range Organics	ND	50.0									
Surr: Toluene-d8	24.5		25.00		98.1	65	135				
Surr: 4-Bromofluorobenzene	21.2		25.00		84.7	65	135				

Sample ID: 2208429-004ADUP	SampType: DUP	Units: µg/L	Prep Date: 8/31/2022	RunNo: 77944							
Client ID: BATCH	Batch ID: 37626		Analysis Date: 8/31/2022	SeqNo: 1601445							
Analyte	Result	RL	SPK value	SPK Ref Val	%REC	LowLimit	HighLimit	RPD Ref Val	%RPD	RPDLimit	Qual
Gasoline Range Organics	ND	50.0						0		30	
Surr: Toluene-d8	24.4		25.00		97.4	65	135		0		
Surr: 4-Bromofluorobenzene	20.9		25.00		83.4	65	135		0		

Work Order: 2208394
 CLIENT: TRC
 Project: Whitney's Chevrolet

QC SUMMARY REPORT
Gasoline by NWTPH-Gx

Sample ID: 2208394-018ADUP	SampType: DUP	Units: µg/L			Prep Date: 8/31/2022	RunNo: 77944					
Client ID: KBMW-7	Batch ID: 37626				Analysis Date: 8/31/2022	SeqNo: 1601880					
Analyte	Result	RL	SPK value	SPK Ref Val	%REC	LowLimit	HighLimit	RPD Ref Val	%RPD	RPDLimit	Qual
Gasoline Range Organics	587	50.0						521.8	11.7	30	
Surr: Toluene-d8	25.1		25.00		100	65	135		0		
Surr: 4-Bromofluorobenzene	23.7		25.00		94.9	65	135		0		

Sample ID: 2208394-025AMS	SampType: MS	Units: µg/L			Prep Date: 8/31/2022	RunNo: 77944					
Client ID: DUP-03	Batch ID: 37626				Analysis Date: 9/1/2022	SeqNo: 1601888					
Analyte	Result	RL	SPK value	SPK Ref Val	%REC	LowLimit	HighLimit	RPD Ref Val	%RPD	RPDLimit	Qual
Gasoline Range Organics	25,400	50.0	500.0	28,000	-515	65	135				S
Surr: Toluene-d8	26.0		25.00		104	65	135				
Surr: 4-Bromofluorobenzene	31.6		25.00		126	65	135				

NOTES:

S - Spiked amount was low relative to sample concentration. Outlying spike recoveries may be expected.

Work Order: 2208394
 CLIENT: TRC
 Project: Whitney's Chevrolet

QC SUMMARY REPORT
Volatile Organic Compounds by EPA Method 8260D

Sample ID: LCS-37602	SampType: LCS	Units: µg/L			Prep Date: 8/29/2022	RunNo: 77955					
Client ID: LCSW	Batch ID: 37602				Analysis Date: 8/30/2022	SeqNo: 1601724					
Analyte	Result	RL	SPK value	SPK Ref Val	%REC	LowLimit	HighLimit	RPD Ref Val	%RPD	RPDLimit	Qual
Benzene	18.1	0.440	20.00	0	90.7	80	120				
Toluene	18.1	0.750	20.00	0	90.7	80	120				
Tetrachloroethene (PCE)	19.1	0.400	20.00	0	95.3	80	120				
Ethylbenzene	18.7	0.400	20.00	0	93.7	80	120				
m,p-Xylene	40.3	1.00	40.00	0	101	80	120				
o-Xylene	20.5	0.500	20.00	0	102	80	120				
Naphthalene	23.5	1.25	20.00	0	117	80	120				
Surr: Dibromofluoromethane	25.0		25.00		99.9	80	120				
Surr: Toluene-d8	26.2		25.00		105	80	120				
Surr: 1-Bromo-4-fluorobenzene	26.4		25.00		105	80	120				

Sample ID: MB-37602	SampType: MBLK	Units: µg/L			Prep Date: 8/29/2022	RunNo: 77955					
Client ID: MBLKW	Batch ID: 37602				Analysis Date: 8/30/2022	SeqNo: 1601723					
Analyte	Result	RL	SPK value	SPK Ref Val	%REC	LowLimit	HighLimit	RPD Ref Val	%RPD	RPDLimit	Qual
Benzene	ND	0.440									
Toluene	ND	0.750									
Tetrachloroethene (PCE)	ND	0.400									
Ethylbenzene	ND	0.400									
m,p-Xylene	ND	1.00									
o-Xylene	ND	0.500									
Naphthalene	ND	1.25									
Surr: Dibromofluoromethane	25.2		25.00		101	80	120				
Surr: Toluene-d8	24.5		25.00		97.9	80	120				
Surr: 1-Bromo-4-fluorobenzene	22.9		25.00		91.5	80	120				

Sample ID: 2208383-005ADUP	SampType: DUP	Units: µg/L			Prep Date: 8/29/2022	RunNo: 77955					
Client ID: BATCH	Batch ID: 37602				Analysis Date: 8/30/2022	SeqNo: 1601702					
Analyte	Result	RL	SPK value	SPK Ref Val	%REC	LowLimit	HighLimit	RPD Ref Val	%RPD	RPDLimit	Qual
Benzene	ND	0.440						0		30	

Work Order: 2208394
 CLIENT: TRC
 Project: Whitney's Chevrolet

QC SUMMARY REPORT
Volatile Organic Compounds by EPA Method 8260D

Sample ID: 2208383-005ADUP	SampType: DUP	Units: µg/L	Prep Date: 8/29/2022	RunNo: 77955							
Client ID: BATCH	Batch ID: 37602		Analysis Date: 8/30/2022	SeqNo: 1601702							
Analyte	Result	RL	SPK value	SPK Ref Val	%REC	LowLimit	HighLimit	RPD Ref Val	%RPD	RPDLimit	Qual
Toluene	ND	0.750						0		30	
Tetrachloroethene (PCE)	ND	0.400						0		30	
Ethylbenzene	ND	0.400						0		30	
m,p-Xylene	ND	1.00						0		30	
o-Xylene	ND	0.500						0		30	
Naphthalene	ND	1.25						0		30	
Surr: Dibromofluoromethane	25.2		25.00		101	80	120		0		
Surr: Toluene-d8	24.0		25.00		96.0	80	120		0		
Surr: 1-Bromo-4-fluorobenzene	22.5		25.00		89.8	80	120		0		

Sample ID: 2208394-005ADUP	SampType: DUP	Units: µg/L	Prep Date: 8/29/2022	RunNo: 77955							
Client ID: KBMW-10	Batch ID: 37602		Analysis Date: 8/31/2022	SeqNo: 1601711							
Analyte	Result	RL	SPK value	SPK Ref Val	%REC	LowLimit	HighLimit	RPD Ref Val	%RPD	RPDLimit	Qual
Benzene	ND	0.440						0		30	
Toluene	ND	0.750						0		30	
Tetrachloroethene (PCE)	ND	0.400						0		30	
Ethylbenzene	ND	0.400						0		30	
m,p-Xylene	ND	1.00						0		30	
o-Xylene	ND	0.500						0		30	
Naphthalene	ND	1.25						0		30	
Surr: Dibromofluoromethane	25.3		25.00		101	80	120		0		
Surr: Toluene-d8	24.5		25.00		98.0	80	120		0		
Surr: 1-Bromo-4-fluorobenzene	22.8		25.00		91.2	80	120		0		

Sample ID: 2208394-002AMS	SampType: MS	Units: µg/L	Prep Date: 8/29/2022	RunNo: 77955							
Client ID: KBMW-1	Batch ID: 37602		Analysis Date: 8/31/2022	SeqNo: 1601707							
Analyte	Result	RL	SPK value	SPK Ref Val	%REC	LowLimit	HighLimit	RPD Ref Val	%RPD	RPDLimit	Qual
Benzene	11.4	0.440	20.00	0	56.8	78.5	133				S
Toluene	10.8	0.750	20.00	0	54.1	77	133				S

Work Order: 2208394
 CLIENT: TRC
 Project: Whitney's Chevrolet

QC SUMMARY REPORT
Volatile Organic Compounds by EPA Method 8260D

Sample ID: 2208394-002AMS	SampType: MS	Units: µg/L	Prep Date: 8/29/2022	RunNo: 77955							
Client ID: KBMW-1	Batch ID: 37602		Analysis Date: 8/31/2022	SeqNo: 1601707							
Analyte	Result	RL	SPK value	SPK Ref Val	%REC	LowLimit	HighLimit	RPD Ref Val	%RPD	RPDLimit	Qual
Tetrachloroethene (PCE)	11.4	0.400	20.00	0	56.8	78	131				S
Ethylbenzene	11.2	0.400	20.00	0	56.0	77.9	133				S
m,p-Xylene	23.4	1.00	40.00	0	58.5	74.8	133				S
o-Xylene	11.8	0.500	20.00	0	59.0	81.2	126				S
Naphthalene	10.1	1.25	20.00	0	50.5	51.6	149				S
Surr: Dibromofluoromethane	24.8		25.00		99.2	80	120				
Surr: Toluene-d8	25.2		25.00		101	80	120				
Surr: 1-Bromo-4-fluorobenzene	26.0		25.00		104	80	120				

NOTES:
 S - Outlying spike recovery(ies) observed.

Sample ID: LCS-37626	SampType: LCS	Units: µg/L	Prep Date: 8/31/2022	RunNo: 77943							
Client ID: LCSW	Batch ID: 37626		Analysis Date: 8/31/2022	SeqNo: 1601427							
Analyte	Result	RL	SPK value	SPK Ref Val	%REC	LowLimit	HighLimit	RPD Ref Val	%RPD	RPDLimit	Qual
Benzene	17.2	0.440	20.00	0	85.9	80	120				
Toluene	16.8	0.750	20.00	0	83.8	80	120				
Tetrachloroethene (PCE)	17.7	0.400	20.00	0	88.6	80	120				
Ethylbenzene	18.1	0.400	20.00	0	90.5	80	120				
m,p-Xylene	38.5	1.00	40.00	0	96.2	80	120				
o-Xylene	19.9	0.500	20.00	0	99.6	80	120				
Naphthalene	20.1	1.25	20.00	0	100	80	120				
Surr: Dibromofluoromethane	24.4		25.00		97.5	80	120				
Surr: Toluene-d8	25.0		25.00		100	80	120				
Surr: 1-Bromo-4-fluorobenzene	25.5		25.00		102	80	120				

Sample ID: MB-37626	SampType: MBLK	Units: µg/L	Prep Date: 8/31/2022	RunNo: 77943							
Client ID: MBLKW	Batch ID: 37626		Analysis Date: 8/31/2022	SeqNo: 1601426							
Analyte	Result	RL	SPK value	SPK Ref Val	%REC	LowLimit	HighLimit	RPD Ref Val	%RPD	RPDLimit	Qual
Benzene	ND	0.440									
Toluene	ND	0.750									

Work Order: 2208394
 CLIENT: TRC
 Project: Whitney's Chevrolet

QC SUMMARY REPORT
Volatile Organic Compounds by EPA Method 8260D

Sample ID: MB-37626	SampType: MBLK	Units: µg/L	Prep Date: 8/31/2022	RunNo: 77943							
Client ID: MBLKW	Batch ID: 37626		Analysis Date: 8/31/2022	SeqNo: 1601426							
Analyte	Result	RL	SPK value	SPK Ref Val	%REC	LowLimit	HighLimit	RPD Ref Val	%RPD	RPDLimit	Qual

Tetrachloroethene (PCE)	ND	0.400									
Ethylbenzene	ND	0.400									
m,p-Xylene	ND	1.00									
o-Xylene	ND	0.500									
Naphthalene	ND	1.25									
Surr: Dibromofluoromethane	24.3		25.00		97.0	80	120				
Surr: Toluene-d8	24.0		25.00		95.9	80	120				
Surr: 1-Bromo-4-fluorobenzene	23.2		25.00		92.9	80	120				

Sample ID: 2208429-004ADUP	SampType: DUP	Units: µg/L	Prep Date: 8/31/2022	RunNo: 77943							
Client ID: BATCH	Batch ID: 37626		Analysis Date: 8/31/2022	SeqNo: 1601424							
Analyte	Result	RL	SPK value	SPK Ref Val	%REC	LowLimit	HighLimit	RPD Ref Val	%RPD	RPDLimit	Qual

Benzene	ND	0.440						0		30	
Toluene	ND	0.750						0		30	
Tetrachloroethene (PCE)	ND	0.400						0		30	
Ethylbenzene	ND	0.400						0		30	
m,p-Xylene	ND	1.00						0		30	
o-Xylene	ND	0.500						0		30	
Naphthalene	ND	1.25						0		30	
Surr: Dibromofluoromethane	24.9		25.00		99.8	80	120		0		
Surr: Toluene-d8	23.7		25.00		94.7	80	120		0		
Surr: 1-Bromo-4-fluorobenzene	22.8		25.00		91.3	80	120		0		

Sample ID: 2208394-018ADUP	SampType: DUP	Units: µg/L	Prep Date: 8/31/2022	RunNo: 77943							
Client ID: KBMW-7	Batch ID: 37626		Analysis Date: 8/31/2022	SeqNo: 1601897							
Analyte	Result	RL	SPK value	SPK Ref Val	%REC	LowLimit	HighLimit	RPD Ref Val	%RPD	RPDLimit	Qual

Benzene	ND	0.440						0		30	
Toluene	1.06	0.750						0.9637	9.82	30	
Tetrachloroethene (PCE)	ND	0.400						0		30	

Work Order: 2208394
 CLIENT: TRC
 Project: Whitney's Chevrolet

QC SUMMARY REPORT
Volatile Organic Compounds by EPA Method 8260D

Sample ID: 2208394-018ADUP	SampType: DUP	Units: µg/L	Prep Date: 8/31/2022	RunNo: 77943							
Client ID: KBMW-7	Batch ID: 37626		Analysis Date: 8/31/2022	SeqNo: 1601897							
Analyte	Result	RL	SPK value	SPK Ref Val	%REC	LowLimit	HighLimit	RPD Ref Val	%RPD	RPDLimit	Qual
Ethylbenzene	1.35	0.400						1.166	14.6	30	
m,p-Xylene	13.0	1.00						11.07	15.8	30	
o-Xylene	5.00	0.500						4.196	17.6	30	
Naphthalene	18.1	1.25						16.95	6.45	30	
Surr: Dibromofluoromethane	22.3		25.00		89.0	80	120		0		
Surr: Toluene-d8	22.3		25.00		89.3	80	120		0		
Surr: 1-Bromo-4-fluorobenzene	25.5		25.00		102	80	120		0		

Sample ID: 2208394-024AMS	SampType: MS	Units: µg/L	Prep Date: 8/31/2022	RunNo: 77943							
Client ID: WCMW-3	Batch ID: 37626		Analysis Date: 9/1/2022	SeqNo: 1601904							
Analyte	Result	RL	SPK value	SPK Ref Val	%REC	LowLimit	HighLimit	RPD Ref Val	%RPD	RPDLimit	Qual
Benzene	16.9	0.440	20.00	1.445	77.3	78.5	133				S
Toluene	179	0.750	20.00	196.9	-89.8	77	133				S
Tetrachloroethene (PCE)	28.1	0.400	20.00	11.21	84.3	78	131				
Ethylbenzene	167	0.400	20.00	185.5	-94.8	77.9	133				S
m,p-Xylene	485	1.00	40.00	543.0	-146	74.8	133				S
o-Xylene	402	0.500	20.00	447.6	-228	81.2	126				S
Naphthalene	310	1.25	20.00	378.5	-341	51.6	149				S
Surr: Dibromofluoromethane	21.2		25.00		84.8	80	120				
Surr: Toluene-d8	22.4		25.00		89.4	80	120				
Surr: 1-Bromo-4-fluorobenzene	26.0		25.00		104	80	120				

NOTES:

S - Spiked amount was low relative to sample concentration. Outlying spike recoveries may be expected.

Client Name: TRCI	Work Order Number: 2208394
Logged by: Clare Griggs	Date Received: 8/25/2022 2:18:00 PM

Chain of Custody

1. Is Chain of Custody complete? Yes No Not Present
2. How was the sample delivered? Client

Log In

3. Coolers are present? Yes No NA
4. Shipping container/cooler in good condition? Yes No
5. Custody Seals present on shipping container/cooler?
(Refer to comments for Custody Seals not intact) Yes No Not Present
6. Was an attempt made to cool the samples? Yes No NA
7. Were all items received at a temperature of >2°C to 6°C * Yes No NA
8. Sample(s) in proper container(s)? Yes No
9. Sufficient sample volume for indicated test(s)? Yes No
10. Are samples properly preserved? Yes No
11. Was preservative added to bottles? Yes No NA
12. Is there headspace in the VOA vials? Yes No NA
13. Did all samples containers arrive in good condition(unbroken)? Yes No
14. Does paperwork match bottle labels? Yes No
15. Are matrices correctly identified on Chain of Custody? Yes No
16. Is it clear what analyses were requested? Yes No
17. Were all holding times able to be met? Yes No

Special Handling (if applicable)

18. Was client notified of all discrepancies with this order? Yes No NA

Person Notified:	<input type="text"/>	Date:	<input type="text"/>
By Whom:	<input type="text"/>	Via:	<input type="checkbox"/> eMail <input type="checkbox"/> Phone <input type="checkbox"/> Fax <input type="checkbox"/> In Person
Regarding:	<input type="text"/>		
Client Instructions:	<input type="text"/>		

19. Additional remarks:

Item Information

Item #	Temp °C
Sample	5.7

* Note: DoD/ELAP and TNI require items to be received at 4°C +/- 2°C

Attachment B
Laboratory Analytical Data Reports for System
Vapors



3600 Fremont Ave. N.
Seattle, WA 98103
T: (206) 352-3790
F: (206) 352-7178
info@fremontanalytical.com

TRC

Sean Trimble
1180 NW Maple St. Ste 310
Issaquah, WA 98074

RE: Whitney's Chevrolet
Work Order Number: 2112115

December 14, 2021

Attention Sean Trimble:

Fremont Analytical, Inc. received 1 sample(s) on 12/8/2021 for the analyses presented in the following report.

Gasoline by NWTPH-Gx
Volatile Organic Compounds by EPA Method 8260D

This report consists of the following:

- Case Narrative
- Analytical Results
- Applicable Quality Control Summary Reports
- Chain of Custody

All analyses were performed consistent with the Quality Assurance program of Fremont Analytical, Inc. Please contact the laboratory if you should have any questions about the results.

Thank you for using Fremont Analytical.

Sincerely,

Brianna Barnes
Project Manager

CC:
Mariem Esparra

DoD-ELAP Accreditation #79636 by PJLA, ISO/IEC 17025:2017 and QSM 5.3 for Environmental Testing
ORELAP Certification: WA 100009 (NELAP Recognized) for Environmental Testing
Washington State Department of Ecology Accredited for Environmental Testing, Lab ID C910

Original

www.fremontanalytical.com



Date: 12/14/2021

CLIENT: TRC
Project: Whitney's Chevrolet
Work Order: 2112115

Work Order Sample Summary

Lab Sample ID	Client Sample ID	Date/Time Collected	Date/Time Received
2112115-001	INF-1207	12/07/2021 1:00 PM	12/08/2021 9:41 AM

Note: If no "Time Collected" is supplied, a default of 12:00AM is assigned

Original

CLIENT: TRC
Project: Whitney's Chevrolet

I. SAMPLE RECEIPT:

Samples receipt information is recorded on the attached Sample Receipt Checklist.

II. GENERAL REPORTING COMMENTS:

Air samples are reported in ug/L.

The validity of the analytical procedures for which data is reported in this analytical report is determined by the Laboratory Control Sample (LCS) and the Method Blank (MB). The LCS and the MB are processed with the samples to ensure method criteria are achieved throughout the entire analytical process.

III. ANALYSES AND EXCEPTIONS:

Exceptions associated with this report will be footnoted in the analytical results page(s) or the quality control summary page(s) and/or noted below.



Qualifiers:

- * - Flagged value is not within established control limits
- B - Analyte detected in the associated Method Blank
- D - Dilution was required
- E - Value above quantitation range
- H - Holding times for preparation or analysis exceeded
- I - Analyte with an internal standard that does not meet established acceptance criteria
- J - Analyte detected below Reporting Limit
- N - Tentatively Identified Compound (TIC)
- Q - Analyte with an initial or continuing calibration that does not meet established acceptance criteria
- S - Spike recovery outside accepted recovery limits
- ND - Not detected at the Reporting Limit
- R - High relative percent difference observed

Acronyms:

- %Rec - Percent Recovery
- CCB - Continued Calibration Blank
- CCV - Continued Calibration Verification
- DF - Dilution Factor
- DUP - Sample Duplicate
- HEM - Hexane Extractable Material
- ICV - Initial Calibration Verification
- LCS/LCSD - Laboratory Control Sample / Laboratory Control Sample Duplicate
- MCL - Maximum Contaminant Level
- MB or MBLANK - Method Blank
- MDL - Method Detection Limit
- MS/MSD - Matrix Spike / Matrix Spike Duplicate
- PDS - Post Digestion Spike
- Ref Val - Reference Value
- REP - Sample Replicate
- RL - Reporting Limit
- RPD - Relative Percent Difference
- SD - Serial Dilution
- SGT - Silica Gel Treatment
- SPK - Spike
- Surr - Surrogate



Client: TRC

Collection Date: 12/7/2021 1:00:00 PM

Project: Whitney's Chevrolet

Lab ID: 2112115-001

Matrix: Air

Client Sample ID: INF-1207

Analyses	Result	RL	Qual	Units	DF	Date Analyzed
----------	--------	----	------	-------	----	---------------

Volatile Organic Compounds by EPA Method 8260D

Batch ID: 34695

Analyst: TN

Dichlorodifluoromethane	ND	0.125		µg/L	1	12/9/2021 1:10:07 PM
Chloromethane	ND	0.0750		µg/L	1	12/9/2021 1:10:07 PM
Vinyl chloride	ND	0.0350		µg/L	1	12/9/2021 1:10:07 PM
Bromomethane	ND	0.120		µg/L	1	12/9/2021 1:10:07 PM
Trichlorofluoromethane (CFC-11)	ND	0.0500		µg/L	1	12/9/2021 1:10:07 PM
Chloroethane	ND	0.100		µg/L	1	12/9/2021 1:10:07 PM
1,1-Dichloroethene	ND	0.0500		µg/L	1	12/9/2021 1:10:07 PM
Acetone	ND	0.600		µg/L	1	12/9/2021 1:10:07 PM
Methylene chloride	ND	0.0750		µg/L	1	12/9/2021 1:10:07 PM
trans-1,2-Dichloroethene	ND	0.0500		µg/L	1	12/9/2021 1:10:07 PM
Methyl tert-butyl ether (MTBE)	ND	0.0500		µg/L	1	12/9/2021 1:10:07 PM
1,1-Dichloroethane	ND	0.0500		µg/L	1	12/9/2021 1:10:07 PM
cis-1,2-Dichloroethene	ND	0.0500		µg/L	1	12/9/2021 1:10:07 PM
(MEK) 2-Butanone	ND	0.150		µg/L	1	12/9/2021 1:10:07 PM
Chloroform	ND	0.0500		µg/L	1	12/9/2021 1:10:07 PM
1,1,1-Trichloroethane (TCA)	ND	0.0400		µg/L	1	12/9/2021 1:10:07 PM
1,1-Dichloropropene	ND	0.0500		µg/L	1	12/9/2021 1:10:07 PM
Carbon tetrachloride	ND	0.0750		µg/L	1	12/9/2021 1:10:07 PM
1,2-Dichloroethane (EDC)	ND	0.0400		µg/L	1	12/9/2021 1:10:07 PM
Benzene	ND	0.0440		µg/L	1	12/9/2021 1:10:07 PM
Trichloroethene (TCE)	ND	0.0500		µg/L	1	12/9/2021 1:10:07 PM
1,2-Dichloropropane	ND	0.0500		µg/L	1	12/9/2021 1:10:07 PM
Bromodichloromethane	ND	0.0500		µg/L	1	12/9/2021 1:10:07 PM
Dibromomethane	ND	0.0500		µg/L	1	12/9/2021 1:10:07 PM
cis-1,3-Dichloropropene	ND	0.0500		µg/L	1	12/9/2021 1:10:07 PM
Toluene	ND	0.0750		µg/L	1	12/9/2021 1:10:07 PM
trans-1,3-Dichloropropylene	ND	0.0500		µg/L	1	12/9/2021 1:10:07 PM
Methyl Isobutyl Ketone (MIBK)	ND	0.125		µg/L	1	12/9/2021 1:10:07 PM
1,1,2-Trichloroethane	ND	0.0350		µg/L	1	12/9/2021 1:10:07 PM
1,3-Dichloropropane	ND	0.0500		µg/L	1	12/9/2021 1:10:07 PM
Tetrachloroethene (PCE)	ND	0.0400		µg/L	1	12/9/2021 1:10:07 PM
Dibromochloromethane	ND	0.100		µg/L	1	12/9/2021 1:10:07 PM
1,2-Dibromoethane (EDB)	ND	0.0300		µg/L	1	12/9/2021 1:10:07 PM
2-Hexanone	ND	0.100		µg/L	1	12/9/2021 1:10:07 PM
Chlorobenzene	ND	0.0500		µg/L	1	12/9/2021 1:10:07 PM
1,1,1,2-Tetrachloroethane	ND	0.0300		µg/L	1	12/9/2021 1:10:07 PM
Ethylbenzene	ND	0.0400		µg/L	1	12/9/2021 1:10:07 PM
m,p-Xylene	ND	0.100		µg/L	1	12/9/2021 1:10:07 PM
o-Xylene	ND	0.0500		µg/L	1	12/9/2021 1:10:07 PM



Client: TRC

Collection Date: 12/7/2021 1:00:00 PM

Project: Whitney's Chevrolet

Lab ID: 2112115-001

Matrix: Air

Client Sample ID: INF-1207

Analyses	Result	RL	Qual	Units	DF	Date Analyzed
----------	--------	----	------	-------	----	---------------

Volatile Organic Compounds by EPA Method 8260D

Batch ID: 34695

Analyst: TN

Styrene	ND	0.0500		µg/L	1	12/9/2021 1:10:07 PM
Isopropylbenzene	ND	0.0500		µg/L	1	12/9/2021 1:10:07 PM
Bromoform	ND	0.0500		µg/L	1	12/9/2021 1:10:07 PM
1,1,2,2-Tetrachloroethane	ND	0.0400		µg/L	1	12/9/2021 1:10:07 PM
n-Propylbenzene	ND	0.0500		µg/L	1	12/9/2021 1:10:07 PM
Bromobenzene	ND	0.0500		µg/L	1	12/9/2021 1:10:07 PM
1,3,5-Trimethylbenzene	ND	0.0250		µg/L	1	12/9/2021 1:10:07 PM
2-Chlorotoluene	ND	0.0500		µg/L	1	12/9/2021 1:10:07 PM
4-Chlorotoluene	ND	0.0500		µg/L	1	12/9/2021 1:10:07 PM
tert-Butylbenzene	ND	0.0500		µg/L	1	12/9/2021 1:10:07 PM
1,2,3-Trichloropropane	ND	0.0400		µg/L	1	12/9/2021 1:10:07 PM
1,2,4-Trichlorobenzene	ND	0.0750		µg/L	1	12/9/2021 1:10:07 PM
sec-Butylbenzene	ND	0.0500		µg/L	1	12/9/2021 1:10:07 PM
4-Isopropyltoluene	ND	0.0500		µg/L	1	12/9/2021 1:10:07 PM
1,3-Dichlorobenzene	ND	0.0500		µg/L	1	12/9/2021 1:10:07 PM
1,4-Dichlorobenzene	ND	0.0500		µg/L	1	12/9/2021 1:10:07 PM
n-Butylbenzene	ND	0.0500		µg/L	1	12/9/2021 1:10:07 PM
1,2-Dichlorobenzene	ND	0.0500		µg/L	1	12/9/2021 1:10:07 PM
1,2-Dibromo-3-chloropropane	ND	0.100		µg/L	1	12/9/2021 1:10:07 PM
1,2,4-Trimethylbenzene	ND	0.0500		µg/L	1	12/9/2021 1:10:07 PM
Hexachlorobutadiene	ND	0.0500		µg/L	1	12/9/2021 1:10:07 PM
Naphthalene	ND	0.125		µg/L	1	12/9/2021 1:10:07 PM
1,2,3-Trichlorobenzene	ND	0.0700		µg/L	1	12/9/2021 1:10:07 PM
Surr: Dibromofluoromethane	99.6	80 - 121		%Rec	1	12/9/2021 1:10:07 PM
Surr: Toluene-d8	99.8	80 - 120		%Rec	1	12/9/2021 1:10:07 PM
Surr: 1-Bromo-4-fluorobenzene	96.6	80 - 120		%Rec	1	12/9/2021 1:10:07 PM

Gasoline by NWTPH-Gx

Batch ID: 34695

Analyst: TN

Gasoline	ND	5.00		µg/L	1	12/9/2021 1:10:07 PM
Gasoline	ND	1.22		ppmv	1	12/9/2021 1:10:07 PM
Surr: 4-Bromofluorobenzene	94.8	65 - 135		%Rec	1	12/9/2021 1:10:07 PM
Surr: Toluene-d8	96.5	65 - 135		%Rec	1	12/9/2021 1:10:07 PM

Work Order: 2112115
 CLIENT: TRC
 Project: Whitney's Chevrolet

QC SUMMARY REPORT
Volatile Organic Compounds by EPA Method 8260D

Sample ID: LCS-34695	SampType: LCS	Units: µg/L				Prep Date: 12/9/2021	RunNo: 71895				
Client ID: LCSW	Batch ID: 34695					Analysis Date: 12/9/2021	SeqNo: 1466546				
Analyte	Result	RL	SPK value	SPK Ref Val	%REC	LowLimit	HighLimit	RPD Ref Val	%RPD	RPDLimit	Qual
Dichlorodifluoromethane	2.10	0.125	2.000	0	105	80	120				
Chloromethane	1.98	0.0750	2.000	0	98.9	80	120				
Vinyl chloride	1.85	0.0350	2.000	0	92.4	80	120				
Bromomethane	2.03	0.120	2.000	0	101	80	120				
Trichlorofluoromethane (CFC-11)	1.97	0.0500	2.000	0	98.7	80	120				
Chloroethane	1.79	0.100	2.000	0	89.5	80	120				
1,1-Dichloroethene	2.11	0.0500	2.000	0	106	80	120				
Acetone	5.25	0.600	5.000	0	105	80	120				
Methylene chloride	2.05	0.0750	2.000	0	103	80	120				
trans-1,2-Dichloroethene	1.91	0.0500	2.000	0	95.7	80	120				
Methyl tert-butyl ether (MTBE)	2.00	0.0500	2.000	0	99.9	80	120				
1,1-Dichloroethane	1.94	0.0500	2.000	0	97.1	80	120				
cis-1,2-Dichloroethene	2.02	0.0500	2.000	0	101	80	120				
(MEK) 2-Butanone	5.18	0.150	5.000	0	104	80	120				
Chloroform	1.92	0.0500	2.000	0	95.9	80	120				
1,1,1-Trichloroethane (TCA)	1.93	0.0400	2.000	0	96.7	80	120				
1,1-Dichloropropene	1.95	0.0500	2.000	0	97.5	80	120				
Carbon tetrachloride	1.93	0.0750	2.000	0	96.6	80	120				
1,2-Dichloroethane (EDC)	2.09	0.0400	2.000	0	104	80	120				
Benzene	2.00	0.0440	2.000	0	99.9	80	120				
Trichloroethene (TCE)	2.11	0.0500	2.000	0	105	80	120				
1,2-Dichloropropane	2.00	0.0500	2.000	0	99.8	80	120				
Bromodichloromethane	1.97	0.0500	2.000	0	98.7	80	120				
Dibromomethane	2.14	0.0500	2.000	0	107	80	120				
cis-1,3-Dichloropropene	1.94	0.0500	2.000	0	96.9	80	120				
Toluene	1.97	0.0750	2.000	0	98.4	80	120				
trans-1,3-Dichloropropylene	1.88	0.0500	2.000	0	93.9	80	120				
Methyl Isobutyl Ketone (MIBK)	4.87	0.125	5.000	0	97.4	80	120				
1,1,2-Trichloroethane	2.09	0.0350	2.000	0	104	80	120				
1,3-Dichloropropane	2.08	0.0500	2.000	0	104	80	120				

Work Order: 2112115
 CLIENT: TRC
 Project: Whitney's Chevrolet

QC SUMMARY REPORT
Volatile Organic Compounds by EPA Method 8260D

Sample ID: LCS-34695	SampType: LCS	Units: µg/L	Prep Date: 12/9/2021	RunNo: 71895							
Client ID: LCSW	Batch ID: 34695		Analysis Date: 12/9/2021	SeqNo: 1466546							
Analyte	Result	RL	SPK value	SPK Ref Val	%REC	LowLimit	HighLimit	RPD Ref Val	%RPD	RPDLimit	Qual

Tetrachloroethene (PCE)	2.00	0.0400	2.000	0	100	80	120				
Dibromochloromethane	2.03	0.100	2.000	0	102	80	120				
1,2-Dibromoethane (EDB)	2.16	0.0300	2.000	0	108	80	120				
2-Hexanone	5.01	0.100	5.000	0	100	80	120				
Chlorobenzene	1.96	0.0500	2.000	0	98.0	80	120				
1,1,1,2-Tetrachloroethane	1.87	0.0300	2.000	0	93.7	80	120				
Ethylbenzene	1.93	0.0400	2.000	0	96.7	80	120				
m,p-Xylene	3.78	0.100	4.000	0	94.4	80	120				
o-Xylene	1.90	0.0500	2.000	0	95.1	80	120				
Styrene	1.89	0.0500	2.000	0	94.3	80	120				
Isopropylbenzene	1.85	0.0500	2.000	0	92.6	80	120				
Bromoform	1.97	0.0500	2.000	0	98.4	80	120				
1,1,1,2,2-Tetrachloroethane	1.74	0.0400	2.000	0	86.8	80	120				
n-Propylbenzene	1.84	0.0500	2.000	0	92.2	80	120				
Bromobenzene	1.95	0.0500	2.000	0	97.7	80	120				
1,3,5-Trimethylbenzene	1.83	0.0250	2.000	0	91.6	80	120				
2-Chlorotoluene	1.86	0.0500	2.000	0	93.1	80	120				
4-Chlorotoluene	1.85	0.0500	2.000	0	92.4	80	120				
tert-Butylbenzene	1.84	0.0500	2.000	0	92.2	80	120				
1,2,3-Trichloropropane	2.03	0.0400	2.000	0	102	80	120				
1,2,4-Trichlorobenzene	1.99	0.0750	2.000	0	99.7	80	120				
sec-Butylbenzene	1.81	0.0500	2.000	0	90.4	80	120				
4-Isopropyltoluene	1.84	0.0500	2.000	0	92.1	80	120				
1,3-Dichlorobenzene	2.03	0.0500	2.000	0	101	80	120				
1,4-Dichlorobenzene	2.03	0.0500	2.000	0	102	80	120				
n-Butylbenzene	1.91	0.0500	2.000	0	95.7	80	120				
1,2-Dichlorobenzene	2.07	0.0500	2.000	0	103	80	120				
1,2-Dibromo-3-chloropropane	1.76	0.100	2.000	0	88.2	80	120				
1,2,4-Trimethylbenzene	1.85	0.0500	2.000	0	92.5	80	120				
Hexachlorobutadiene	1.94	0.0500	2.000	0	96.9	80	120				

Work Order: 2112115
 CLIENT: TRC
 Project: Whitney's Chevrolet

QC SUMMARY REPORT
Volatile Organic Compounds by EPA Method 8260D

Sample ID: LCS-34695	SampType: LCS	Units: µg/L	Prep Date: 12/9/2021	RunNo: 71895							
Client ID: LCSW	Batch ID: 34695		Analysis Date: 12/9/2021	SeqNo: 1466546							
Analyte	Result	RL	SPK value	SPK Ref Val	%REC	LowLimit	HighLimit	RPD Ref Val	%RPD	RPDLimit	Qual
Naphthalene	1.98	0.125	2.000	0	98.8	80	120				
1,2,3-Trichlorobenzene	1.98	0.0700	2.000	0	99.1	80	120				
Surr: Dibromofluoromethane	2.51		2.500		100	80	120				
Surr: Toluene-d8	2.50		2.500		100	80	120				
Surr: 1-Bromo-4-fluorobenzene	2.57		2.500		103	80	120				

Sample ID: 2112115-001AREP	SampType: REP	Units: µg/L	Prep Date: 12/9/2021	RunNo: 71895							
Client ID: INF-1207	Batch ID: 34695		Analysis Date: 12/9/2021	SeqNo: 1466540							
Analyte	Result	RL	SPK value	SPK Ref Val	%REC	LowLimit	HighLimit	RPD Ref Val	%RPD	RPDLimit	Qual
Dichlorodifluoromethane	ND	0.125						0		30	
Chloromethane	ND	0.0750						0		30	
Vinyl chloride	ND	0.0350						0		30	
Bromomethane	ND	0.120						0		30	
Trichlorofluoromethane (CFC-11)	ND	0.0500						0		30	
Chloroethane	ND	0.100						0		30	
1,1-Dichloroethene	ND	0.0500						0		30	
Acetone	ND	0.600						0		30	
Methylene chloride	ND	0.0750						0		30	
trans-1,2-Dichloroethene	ND	0.0500						0		30	
Methyl tert-butyl ether (MTBE)	ND	0.0500						0		30	
1,1-Dichloroethane	ND	0.0500						0		30	
cis-1,2-Dichloroethene	ND	0.0500						0		30	
(MEK) 2-Butanone	ND	0.150						0		30	
Chloroform	ND	0.0500						0		30	
1,1,1-Trichloroethane (TCA)	ND	0.0400						0		30	
1,1-Dichloropropene	ND	0.0500						0		30	
Carbon tetrachloride	ND	0.0750						0		30	
1,2-Dichloroethane (EDC)	ND	0.0400						0		30	
Benzene	ND	0.0440						0		30	

Work Order: 2112115
 CLIENT: TRC
 Project: Whitney's Chevrolet

QC SUMMARY REPORT
Volatile Organic Compounds by EPA Method 8260D

Sample ID: 2112115-001AREP	SampType: REP	Units: µg/L	Prep Date: 12/9/2021	RunNo: 71895							
Client ID: INF-1207	Batch ID: 34695		Analysis Date: 12/9/2021	SeqNo: 1466540							
Analyte	Result	RL	SPK value	SPK Ref Val	%REC	LowLimit	HighLimit	RPD Ref Val	%RPD	RPDLimit	Qual

Trichloroethene (TCE)	ND	0.0500						0		30	
1,2-Dichloropropane	ND	0.0500						0		30	
Bromodichloromethane	ND	0.0500						0		30	
Dibromomethane	ND	0.0500						0		30	
cis-1,3-Dichloropropene	ND	0.0500						0		30	
Toluene	ND	0.0750						0		30	
trans-1,3-Dichloropropylene	ND	0.0500						0		30	
Methyl Isobutyl Ketone (MIBK)	ND	0.125						0		30	
1,1,2-Trichloroethane	ND	0.0350						0		30	
1,3-Dichloropropane	ND	0.0500						0		30	
Tetrachloroethene (PCE)	ND	0.0400						0		30	
Dibromochloromethane	ND	0.100						0		30	
1,2-Dibromoethane (EDB)	ND	0.0300						0		30	
2-Hexanone	ND	0.100						0		30	
Chlorobenzene	ND	0.0500						0		30	
1,1,1,2-Tetrachloroethane	ND	0.0300						0		30	
Ethylbenzene	ND	0.0400						0		30	
m,p-Xylene	ND	0.100						0		30	
o-Xylene	ND	0.0500						0		30	
Styrene	ND	0.0500						0		30	
Isopropylbenzene	ND	0.0500						0		30	
Bromoform	ND	0.0500						0		30	
1,1,1,2,2-Tetrachloroethane	ND	0.0400						0		30	
n-Propylbenzene	ND	0.0500						0		30	
Bromobenzene	ND	0.0500						0		30	
1,3,5-Trimethylbenzene	ND	0.0250						0		30	
2-Chlorotoluene	ND	0.0500						0		30	
4-Chlorotoluene	ND	0.0500						0		30	
tert-Butylbenzene	ND	0.0500						0		30	
1,2,3-Trichloropropane	ND	0.0400						0		30	

Work Order: 2112115
 CLIENT: TRC
 Project: Whitney's Chevrolet

QC SUMMARY REPORT
Volatile Organic Compounds by EPA Method 8260D

Sample ID: 2112115-001AREP	SampType: REP	Units: µg/L	Prep Date: 12/9/2021	RunNo: 71895							
Client ID: INF-1207	Batch ID: 34695		Analysis Date: 12/9/2021	SeqNo: 1466540							
Analyte	Result	RL	SPK value	SPK Ref Val	%REC	LowLimit	HighLimit	RPD Ref Val	%RPD	RPDLimit	Qual
1,2,4-Trichlorobenzene	ND	0.0750						0		30	
sec-Butylbenzene	ND	0.0500						0		30	
4-Isopropyltoluene	ND	0.0500						0		30	
1,3-Dichlorobenzene	ND	0.0500						0		30	
1,4-Dichlorobenzene	ND	0.0500						0		30	
n-Butylbenzene	ND	0.0500						0		30	
1,2-Dichlorobenzene	ND	0.0500						0		30	
1,2-Dibromo-3-chloropropane	ND	0.100						0		30	
1,2,4-Trimethylbenzene	ND	0.0500						0		30	
Hexachlorobutadiene	ND	0.0500						0		30	
Naphthalene	ND	0.125						0		30	
1,2,3-Trichlorobenzene	ND	0.0700						0		30	
Surr: Dibromofluoromethane	2.44		2.500		97.8	80	121		0		
Surr: Toluene-d8	2.48		2.500		99.0	80	120		0		
Surr: 1-Bromo-4-fluorobenzene	2.41		2.500		96.4	80	120		0		

Sample ID: MB-34695	SampType: MBLK	Units: µg/L	Prep Date: 12/9/2021	RunNo: 71895							
Client ID: MBLKW	Batch ID: 34695		Analysis Date: 12/9/2021	SeqNo: 1466545							
Analyte	Result	RL	SPK value	SPK Ref Val	%REC	LowLimit	HighLimit	RPD Ref Val	%RPD	RPDLimit	Qual
Dichlorodifluoromethane	ND	0.125									
Chloromethane	ND	0.0750									
Vinyl chloride	ND	0.0350									
Bromomethane	ND	0.120									
Trichlorofluoromethane (CFC-11)	ND	0.0500									
Chloroethane	ND	0.100									
1,1-Dichloroethene	ND	0.0500									
Acetone	ND	0.600									
Methylene chloride	ND	0.0750									
trans-1,2-Dichloroethene	ND	0.0500									



Work Order: 2112115
 CLIENT: TRC
 Project: Whitney's Chevrolet

QC SUMMARY REPORT
Volatile Organic Compounds by EPA Method 8260D

Sample ID: MB-34695	SampType: MBLK	Units: µg/L	Prep Date: 12/9/2021	RunNo: 71895							
Client ID: MBLKW	Batch ID: 34695		Analysis Date: 12/9/2021	SeqNo: 1466545							
Analyte	Result	RL	SPK value	SPK Ref Val	%REC	LowLimit	HighLimit	RPD Ref Val	%RPD	RPDLimit	Qual

Methyl tert-butyl ether (MTBE)	ND	0.0500									
1,1-Dichloroethane	ND	0.0500									
cis-1,2-Dichloroethene	ND	0.0500									
(MEK) 2-Butanone	ND	0.150									
Chloroform	ND	0.0500									
1,1,1-Trichloroethane (TCA)	ND	0.0400									
1,1-Dichloropropene	ND	0.0500									
Carbon tetrachloride	ND	0.0750									
1,2-Dichloroethane (EDC)	ND	0.0400									
Benzene	ND	0.0440									
Trichloroethene (TCE)	ND	0.0500									
1,2-Dichloropropane	ND	0.0500									
Bromodichloromethane	ND	0.0500									
Dibromomethane	ND	0.0500									
cis-1,3-Dichloropropene	ND	0.0500									
Toluene	ND	0.0750									
trans-1,3-Dichloropropylene	ND	0.0500									
Methyl Isobutyl Ketone (MIBK)	ND	0.125									
1,1,2-Trichloroethane	ND	0.0350									
1,3-Dichloropropane	ND	0.0500									
Tetrachloroethene (PCE)	ND	0.0400									
Dibromochloromethane	ND	0.100									
1,2-Dibromoethane (EDB)	ND	0.0300									
2-Hexanone	ND	0.100									
Chlorobenzene	ND	0.0500									
1,1,1,2-Tetrachloroethane	ND	0.0300									
Ethylbenzene	ND	0.0400									
m,p-Xylene	ND	0.100									
o-Xylene	ND	0.0500									
Styrene	ND	0.0500									

Work Order: 2112115
 CLIENT: TRC
 Project: Whitney's Chevrolet

QC SUMMARY REPORT
Volatile Organic Compounds by EPA Method 8260D

Sample ID: MB-34695	SampType: MBLK	Units: µg/L	Prep Date: 12/9/2021	RunNo: 71895							
Client ID: MBLKW	Batch ID: 34695		Analysis Date: 12/9/2021	SeqNo: 1466545							
Analyte	Result	RL	SPK value	SPK Ref Val	%REC	LowLimit	HighLimit	RPD Ref Val	%RPD	RPDLimit	Qual

Isopropylbenzene	ND	0.0500									
Bromoform	ND	0.0500									
1,1,2,2-Tetrachloroethane	ND	0.0400									
n-Propylbenzene	ND	0.0500									
Bromobenzene	ND	0.0500									
1,3,5-Trimethylbenzene	ND	0.0250									
2-Chlorotoluene	ND	0.0500									
4-Chlorotoluene	ND	0.0500									
tert-Butylbenzene	ND	0.0500									
1,2,3-Trichloropropane	ND	0.0400									
1,2,4-Trichlorobenzene	ND	0.0750									
sec-Butylbenzene	ND	0.0500									
4-Isopropyltoluene	ND	0.0500									
1,3-Dichlorobenzene	ND	0.0500									
1,4-Dichlorobenzene	ND	0.0500									
n-Butylbenzene	ND	0.0500									
1,2-Dichlorobenzene	ND	0.0500									
1,2-Dibromo-3-chloropropane	ND	0.100									
1,2,4-Trimethylbenzene	ND	0.0500									
Hexachlorobutadiene	ND	0.0500									
Naphthalene	ND	0.125									
1,2,3-Trichlorobenzene	ND	0.0700									
Surr: Dibromofluoromethane	2.44		2.500		97.5	80	121				
Surr: Toluene-d8	2.51		2.500		100	80	120				
Surr: 1-Bromo-4-fluorobenzene	2.42		2.500		96.9	80	120				

Work Order: 2112115
 CLIENT: TRC
 Project: Whitney's Chevrolet

QC SUMMARY REPORT
Gasoline by NWTPH-Gx

Sample ID: LCS-34695	SampType: LCS	Units: µg/L	Prep Date: 12/9/2021	RunNo: 71896							
Client ID: LCSW	Batch ID: 34695		Analysis Date: 12/9/2021	SeqNo: 1466554							
Analyte	Result	RL	SPK value	SPK Ref Val	%REC	LowLimit	HighLimit	RPD Ref Val	%RPD	RPDLimit	Qual

Gasoline	45.2	5.00	50.00	0	90.5	65	135				
Surr: 4-Bromofluorobenzene	2.48		2.500		99.3	65	135				
Surr: Toluene-d8	2.39		2.500		95.5	65	135				

Sample ID: 2112115-001AREP	SampType: REP	Units: µg/L	Prep Date: 12/9/2021	RunNo: 71896							
Client ID: INF-1207	Batch ID: 34695		Analysis Date: 12/9/2021	SeqNo: 1466548							
Analyte	Result	RL	SPK value	SPK Ref Val	%REC	LowLimit	HighLimit	RPD Ref Val	%RPD	RPDLimit	Qual

Gasoline	ND	5.00						0		30	
Surr: 4-Bromofluorobenzene	2.35		2.500		94.0	65	135		0		
Surr: Toluene-d8	2.41		2.500		96.4	65	135		0		

Sample ID: MB-34695	SampType: MBLK	Units: µg/L	Prep Date: 12/9/2021	RunNo: 71896							
Client ID: MBLKW	Batch ID: 34695		Analysis Date: 12/9/2021	SeqNo: 1466553							
Analyte	Result	RL	SPK value	SPK Ref Val	%REC	LowLimit	HighLimit	RPD Ref Val	%RPD	RPDLimit	Qual

Gasoline	ND	5.00									
Surr: 4-Bromofluorobenzene	2.36		2.500		94.6	65	135				
Surr: Toluene-d8	2.41		2.500		96.4	65	135				

Client Name: TRCI	Work Order Number: 2112115
Logged by: Gabrielle Coeuille	Date Received: 12/8/2021 9:41:00 AM

Chain of Custody

1. Is Chain of Custody complete? Yes No Not Present
2. How was the sample delivered? Client

Log In

3. Coolers are present? Yes No NA
- Air samples**
4. Shipping container/cooler in good condition? Yes No
5. Custody Seals present on shipping container/cooler?
(Refer to comments for Custody Seals not intact) Yes No Not Present
6. Was an attempt made to cool the samples? Yes No NA
7. Were all items received at a temperature of >2°C to 6°C * Yes No NA
8. Sample(s) in proper container(s)? Yes No
9. Sufficient sample volume for indicated test(s)? Yes No
10. Are samples properly preserved? Yes No
11. Was preservative added to bottles? Yes No NA
12. Is there headspace in the VOA vials? Yes No NA
13. Did all samples containers arrive in good condition(unbroken)? Yes No
14. Does paperwork match bottle labels? Yes No
15. Are matrices correctly identified on Chain of Custody? Yes No
16. Is it clear what analyses were requested? Yes No
17. Were all holding times able to be met? Yes No

Special Handling (if applicable)

18. Was client notified of all discrepancies with this order? Yes No NA

Person Notified:	<input type="text"/>	Date:	<input type="text"/>
By Whom:	<input type="text"/>	Via:	<input type="checkbox"/> eMail <input type="checkbox"/> Phone <input type="checkbox"/> Fax <input type="checkbox"/> In Person
Regarding:	<input type="text"/>		
Client Instructions:	<input type="text"/>		

19. Additional remarks:

Item Information

* Note: DoD/ELAP and TNI require items to be received at 4°C +/- 2°C



TRC

Sean Trimble
1180 NW Maple St. Ste 310
Issaquah, WA 98074

RE: Whitney's Chevrolet
Work Order Number: 2201046

January 11, 2022

Attention Sean Trimble:

Fremont Analytical, Inc. received 1 sample(s) on 1/6/2022 for the analyses presented in the following report.

Gasoline by NWTPH-Gx
Volatile Organic Compounds by EPA Method 8260D

This report consists of the following:

- Case Narrative
- Analytical Results
- Applicable Quality Control Summary Reports
- Chain of Custody

All analyses were performed consistent with the Quality Assurance program of Fremont Analytical, Inc. Please contact the laboratory if you should have any questions about the results.

Thank you for using Fremont Analytical.

Sincerely,

Brianna Barnes
Project Manager



CLIENT: TRC
Project: Whitney's Chevrolet
Work Order: 2201046

Work Order Sample Summary

Lab Sample ID	Client Sample ID	Date/Time Collected	Date/Time Received
2201046-001	INF-0105	01/05/2022 1:00 PM	01/06/2022 9:36 AM

Note: If no "Time Collected" is supplied, a default of 12:00AM is assigned

CLIENT: TRC
Project: Whitney's Chevrolet

I. SAMPLE RECEIPT:

Samples receipt information is recorded on the attached Sample Receipt Checklist.

II. GENERAL REPORTING COMMENTS:

Air samples are reported in ug/L.

The validity of the analytical procedures for which data is reported in this analytical report is determined by the Laboratory Control Sample (LCS) and the Method Blank (MB). The LCS and the MB are processed with the samples to ensure method criteria are achieved throughout the entire analytical process.

III. ANALYSES AND EXCEPTIONS:

Exceptions associated with this report will be footnoted in the analytical results page(s) or the quality control summary page(s) and/or noted below.

Qualifiers:

- * - Flagged value is not within established control limits
- B - Analyte detected in the associated Method Blank
- D - Dilution was required
- E - Value above quantitation range
- H - Holding times for preparation or analysis exceeded
- I - Analyte with an internal standard that does not meet established acceptance criteria
- J - Analyte detected below Reporting Limit
- N - Tentatively Identified Compound (TIC)
- Q - Analyte with an initial or continuing calibration that does not meet established acceptance criteria
- S - Spike recovery outside accepted recovery limits
- ND - Not detected at the Reporting Limit
- R - High relative percent difference observed

Acronyms:

- %Rec - Percent Recovery
- CCB - Continued Calibration Blank
- CCV - Continued Calibration Verification
- DF - Dilution Factor
- DUP - Sample Duplicate
- HEM - Hexane Extractable Material
- ICV - Initial Calibration Verification
- LCS/LCSD - Laboratory Control Sample / Laboratory Control Sample Duplicate
- MCL - Maximum Contaminant Level
- MB or MBLANK - Method Blank
- MDL - Method Detection Limit
- MS/MSD - Matrix Spike / Matrix Spike Duplicate
- PDS - Post Digestion Spike
- Ref Val - Reference Value
- REP - Sample Replicate
- RL - Reporting Limit
- RPD - Relative Percent Difference
- SD - Serial Dilution
- SGT - Silica Gel Treatment
- SPK - Spike
- Surr - Surrogate



Client: TRC

Collection Date: 1/5/2022 1:00:00 PM

Project: Whitney's Chevrolet

Lab ID: 2201046-001

Matrix: Air

Client Sample ID: INF-0105

Analyses	Result	RL	Qual	Units	DF	Date Analyzed
----------	--------	----	------	-------	----	---------------

Volatile Organic Compounds by EPA Method 8260D

Batch ID: 34955

Analyst: TN

Dichlorodifluoromethane	ND	0.125		µg/L	1	1/6/2022 2:58:38 PM
Chloromethane	ND	0.0750		µg/L	1	1/6/2022 2:58:38 PM
Vinyl chloride	ND	0.0350		µg/L	1	1/6/2022 2:58:38 PM
Bromomethane	ND	0.120		µg/L	1	1/6/2022 2:58:38 PM
Trichlorofluoromethane (CFC-11)	ND	0.0500		µg/L	1	1/6/2022 2:58:38 PM
Chloroethane	ND	0.100		µg/L	1	1/6/2022 2:58:38 PM
1,1-Dichloroethene	ND	0.0500		µg/L	1	1/6/2022 2:58:38 PM
Acetone	ND	0.600		µg/L	1	1/6/2022 2:58:38 PM
Methylene chloride	ND	0.0750		µg/L	1	1/6/2022 2:58:38 PM
trans-1,2-Dichloroethene	ND	0.0500		µg/L	1	1/6/2022 2:58:38 PM
Methyl tert-butyl ether (MTBE)	ND	0.0500		µg/L	1	1/6/2022 2:58:38 PM
1,1-Dichloroethane	ND	0.0500		µg/L	1	1/6/2022 2:58:38 PM
cis-1,2-Dichloroethene	ND	0.0500		µg/L	1	1/6/2022 2:58:38 PM
(MEK) 2-Butanone	ND	0.150		µg/L	1	1/6/2022 2:58:38 PM
Chloroform	ND	0.0500		µg/L	1	1/6/2022 2:58:38 PM
1,1,1-Trichloroethane (TCA)	ND	0.0400		µg/L	1	1/6/2022 2:58:38 PM
1,1-Dichloropropene	ND	0.0500		µg/L	1	1/6/2022 2:58:38 PM
Carbon tetrachloride	ND	0.0750		µg/L	1	1/6/2022 2:58:38 PM
1,2-Dichloroethane (EDC)	ND	0.0400		µg/L	1	1/6/2022 2:58:38 PM
Benzene	ND	0.0440		µg/L	1	1/6/2022 2:58:38 PM
Trichloroethene (TCE)	ND	0.0500		µg/L	1	1/6/2022 2:58:38 PM
1,2-Dichloropropane	ND	0.0500		µg/L	1	1/6/2022 2:58:38 PM
Bromodichloromethane	ND	0.0500		µg/L	1	1/6/2022 2:58:38 PM
Dibromomethane	ND	0.0500		µg/L	1	1/6/2022 2:58:38 PM
cis-1,3-Dichloropropene	ND	0.0500		µg/L	1	1/6/2022 2:58:38 PM
Toluene	ND	0.0750		µg/L	1	1/6/2022 2:58:38 PM
trans-1,3-Dichloropropylene	ND	0.0500		µg/L	1	1/6/2022 2:58:38 PM
Methyl Isobutyl Ketone (MIBK)	ND	0.125		µg/L	1	1/6/2022 2:58:38 PM
1,1,2-Trichloroethane	ND	0.0350		µg/L	1	1/6/2022 2:58:38 PM
1,3-Dichloropropane	ND	0.0500		µg/L	1	1/6/2022 2:58:38 PM
Tetrachloroethene (PCE)	ND	0.0400		µg/L	1	1/6/2022 2:58:38 PM
Dibromochloromethane	ND	0.100		µg/L	1	1/6/2022 2:58:38 PM
1,2-Dibromoethane (EDB)	ND	0.0300		µg/L	1	1/6/2022 2:58:38 PM
2-Hexanone	ND	0.100		µg/L	1	1/6/2022 2:58:38 PM
Chlorobenzene	ND	0.0500		µg/L	1	1/6/2022 2:58:38 PM
1,1,1,2-Tetrachloroethane	ND	0.0300		µg/L	1	1/6/2022 2:58:38 PM
Ethylbenzene	ND	0.0400		µg/L	1	1/6/2022 2:58:38 PM
m,p-Xylene	ND	0.100		µg/L	1	1/6/2022 2:58:38 PM
o-Xylene	ND	0.0500		µg/L	1	1/6/2022 2:58:38 PM



Client: TRC

Collection Date: 1/5/2022 1:00:00 PM

Project: Whitney's Chevrolet

Lab ID: 2201046-001

Matrix: Air

Client Sample ID: INF-0105

Analyses	Result	RL	Qual	Units	DF	Date Analyzed
----------	--------	----	------	-------	----	---------------

Volatile Organic Compounds by EPA Method 8260D

Batch ID: 34955

Analyst: TN

Styrene	ND	0.0500		µg/L	1	1/6/2022 2:58:38 PM
Isopropylbenzene	ND	0.0500		µg/L	1	1/6/2022 2:58:38 PM
Bromoform	ND	0.0500		µg/L	1	1/6/2022 2:58:38 PM
1,1,2,2-Tetrachloroethane	ND	0.0400		µg/L	1	1/6/2022 2:58:38 PM
n-Propylbenzene	ND	0.0500		µg/L	1	1/6/2022 2:58:38 PM
Bromobenzene	ND	0.0500		µg/L	1	1/6/2022 2:58:38 PM
1,3,5-Trimethylbenzene	ND	0.0250		µg/L	1	1/6/2022 2:58:38 PM
2-Chlorotoluene	ND	0.0500		µg/L	1	1/6/2022 2:58:38 PM
4-Chlorotoluene	ND	0.0500		µg/L	1	1/6/2022 2:58:38 PM
tert-Butylbenzene	ND	0.0500		µg/L	1	1/6/2022 2:58:38 PM
1,2,3-Trichloropropane	ND	0.0400		µg/L	1	1/6/2022 2:58:38 PM
1,2,4-Trichlorobenzene	ND	0.0750		µg/L	1	1/6/2022 2:58:38 PM
sec-Butylbenzene	ND	0.0500		µg/L	1	1/6/2022 2:58:38 PM
4-Isopropyltoluene	ND	0.0500		µg/L	1	1/6/2022 2:58:38 PM
1,3-Dichlorobenzene	ND	0.0500		µg/L	1	1/6/2022 2:58:38 PM
1,4-Dichlorobenzene	ND	0.0500		µg/L	1	1/6/2022 2:58:38 PM
n-Butylbenzene	ND	0.0500		µg/L	1	1/6/2022 2:58:38 PM
1,2-Dichlorobenzene	ND	0.0500		µg/L	1	1/6/2022 2:58:38 PM
1,2-Dibromo-3-chloropropane	ND	0.100		µg/L	1	1/6/2022 2:58:38 PM
1,2,4-Trimethylbenzene	ND	0.0500		µg/L	1	1/6/2022 2:58:38 PM
Hexachlorobutadiene	ND	0.0500		µg/L	1	1/6/2022 2:58:38 PM
Naphthalene	ND	0.125		µg/L	1	1/6/2022 2:58:38 PM
1,2,3-Trichlorobenzene	ND	0.0700		µg/L	1	1/6/2022 2:58:38 PM
Surr: Dibromofluoromethane	104	80 - 121		%Rec	1	1/6/2022 2:58:38 PM
Surr: Toluene-d8	99.6	80 - 120		%Rec	1	1/6/2022 2:58:38 PM
Surr: 1-Bromo-4-fluorobenzene	99.6	80 - 120		%Rec	1	1/6/2022 2:58:38 PM

Gasoline by NWTPH-Gx

Batch ID: 34955

Analyst: TN

Gasoline	ND	5.00		µg/L	1	1/6/2022 2:58:38 PM
Gasoline	ND	1.22		ppmv	1	1/6/2022 2:58:38 PM
Surr: 4-Bromofluorobenzene	99.2	65 - 135		%Rec	1	1/6/2022 2:58:38 PM
Surr: Toluene-d8	94.9	65 - 135		%Rec	1	1/6/2022 2:58:38 PM

Work Order: 2201046
 CLIENT: TRC
 Project: Whitney's Chevrolet

QC SUMMARY REPORT
Volatile Organic Compounds by EPA Method 8260D

Sample ID: LCS-34955	SampType: LCS	Units: µg/L	Prep Date: 1/6/2022	RunNo: 72405							
Client ID: LCSW	Batch ID: 34955		Analysis Date: 1/6/2022	SeqNo: 1478259							
Analyte	Result	RL	SPK value	SPK Ref Val	%REC	LowLimit	HighLimit	RPD Ref Val	%RPD	RPDLimit	Qual

Dichlorodifluoromethane	1.68	0.125	2.000	0	84.1	80	120				
Chloromethane	1.73	0.0750	2.000	0	86.7	80	120				
Vinyl chloride	1.74	0.0350	2.000	0	87.2	80	120				
Bromomethane	1.90	0.120	2.000	0	95.1	80	120				
Trichlorofluoromethane (CFC-11)	1.92	0.0500	2.000	0	96.0	80	120				
Chloroethane	1.89	0.100	2.000	0	94.3	80	120				
1,1-Dichloroethene	1.90	0.0500	2.000	0	95.0	80	120				
Acetone	5.75	0.600	5.000	0	115	80	120				
Methylene chloride	1.94	0.0750	2.000	0	96.8	80	120				
trans-1,2-Dichloroethene	1.94	0.0500	2.000	0	97.0	80	120				
Methyl tert-butyl ether (MTBE)	2.13	0.0500	2.000	0	106	80	120				
1,1-Dichloroethane	1.88	0.0500	2.000	0	93.9	80	120				
cis-1,2-Dichloroethene	1.96	0.0500	2.000	0	97.9	80	120				
(MEK) 2-Butanone	5.88	0.150	5.000	0	118	80	120				
Chloroform	1.95	0.0500	2.000	0	97.5	80	120				
1,1,1-Trichloroethane (TCA)	1.99	0.0400	2.000	0	99.6	80	120				
1,1-Dichloropropene	1.85	0.0500	2.000	0	92.7	80	120				
Carbon tetrachloride	1.88	0.0750	2.000	0	94.2	80	120				
1,2-Dichloroethane (EDC)	2.02	0.0400	2.000	0	101	80	120				
Benzene	1.95	0.0440	2.000	0	97.3	80	120				
Trichloroethene (TCE)	2.02	0.0500	2.000	0	101	80	120				
1,2-Dichloropropane	1.96	0.0500	2.000	0	97.8	80	120				
Bromodichloromethane	2.04	0.0500	2.000	0	102	80	120				
Dibromomethane	2.08	0.0500	2.000	0	104	80	120				
cis-1,3-Dichloropropene	1.93	0.0500	2.000	0	96.4	80	120				
Toluene	1.98	0.0750	2.000	0	99.2	80	120				
trans-1,3-Dichloropropylene	2.07	0.0500	2.000	0	103	80	120				
Methyl Isobutyl Ketone (MIBK)	5.89	0.125	5.000	0	118	80	120				
1,1,2-Trichloroethane	2.12	0.0350	2.000	0	106	80	120				
1,3-Dichloropropane	2.07	0.0500	2.000	0	103	80	120				

Work Order: 2201046
 CLIENT: TRC
 Project: Whitney's Chevrolet

QC SUMMARY REPORT
Volatile Organic Compounds by EPA Method 8260D

Sample ID: LCS-34955	SampType: LCS	Units: µg/L	Prep Date: 1/6/2022	RunNo: 72405							
Client ID: LCSW	Batch ID: 34955		Analysis Date: 1/6/2022	SeqNo: 1478259							
Analyte	Result	RL	SPK value	SPK Ref Val	%REC	LowLimit	HighLimit	RPD Ref Val	%RPD	RPDLimit	Qual

Tetrachloroethene (PCE)	2.03	0.0400	2.000	0	102	80	120				
Dibromochloromethane	2.13	0.100	2.000	0	107	80	120				
1,2-Dibromoethane (EDB)	2.12	0.0300	2.000	0	106	80	120				
2-Hexanone	6.06	0.100	5.000	0	121	80	120				S
Chlorobenzene	1.97	0.0500	2.000	0	98.5	80	120				
1,1,1,2-Tetrachloroethane	2.04	0.0300	2.000	0	102	80	120				
Ethylbenzene	1.97	0.0400	2.000	0	98.3	80	120				
m,p-Xylene	3.98	0.100	4.000	0	99.5	80	120				
o-Xylene	1.98	0.0500	2.000	0	98.8	80	120				
Styrene	1.98	0.0500	2.000	0	99.0	80	120				
Isopropylbenzene	1.99	0.0500	2.000	0	99.5	80	120				
Bromoform	2.19	0.0500	2.000	0	109	80	120				
1,1,1,2,2-Tetrachloroethane	2.02	0.0400	2.000	0	101	80	120				
n-Propylbenzene	1.97	0.0500	2.000	0	98.5	80	120				
Bromobenzene	2.03	0.0500	2.000	0	101	80	120				
1,3,5-Trimethylbenzene	1.97	0.0250	2.000	0	98.3	80	120				
2-Chlorotoluene	1.97	0.0500	2.000	0	98.5	80	120				
4-Chlorotoluene	1.97	0.0500	2.000	0	98.7	80	120				
tert-Butylbenzene	1.95	0.0500	2.000	0	97.4	80	120				
1,2,3-Trichloropropane	2.18	0.0400	2.000	0	109	80	120				
1,2,4-Trichlorobenzene	1.99	0.0750	2.000	0	99.4	80	120				
sec-Butylbenzene	1.95	0.0500	2.000	0	97.7	80	120				
4-Isopropyltoluene	1.96	0.0500	2.000	0	98.0	80	120				
1,3-Dichlorobenzene	2.02	0.0500	2.000	0	101	80	120				
1,4-Dichlorobenzene	2.05	0.0500	2.000	0	103	80	120				
n-Butylbenzene	1.96	0.0500	2.000	0	98.2	80	120				
1,2-Dichlorobenzene	2.05	0.0500	2.000	0	102	80	120				
1,2-Dibromo-3-chloropropane	2.15	0.100	2.000	0	108	80	120				
1,2,4-Trimethylbenzene	1.99	0.0500	2.000	0	99.6	80	120				
Hexachlorobutadiene	2.03	0.0500	2.000	0	101	80	120				

Work Order: 2201046
 CLIENT: TRC
 Project: Whitney's Chevrolet

QC SUMMARY REPORT
Volatile Organic Compounds by EPA Method 8260D

Sample ID: LCS-34955	SampType: LCS	Units: µg/L	Prep Date: 1/6/2022	RunNo: 72405							
Client ID: LCSW	Batch ID: 34955		Analysis Date: 1/6/2022	SeqNo: 1478259							
Analyte	Result	RL	SPK value	SPK Ref Val	%REC	LowLimit	HighLimit	RPD Ref Val	%RPD	RPDLimit	Qual
Naphthalene	2.10	0.125	2.000	0	105	80	120				
1,2,3-Trichlorobenzene	2.03	0.0700	2.000	0	101	80	120				
Surr: Dibromofluoromethane	2.49		2.500		99.5	80	120				
Surr: Toluene-d8	2.46		2.500		98.4	80	120				
Surr: 1-Bromo-4-fluorobenzene	2.59		2.500		104	80	120				

NOTES:

S - Outlying spike recovery observed (high bias). Samples are non-detect; result meets QC requirements.

Sample ID: MB-34955	SampType: MBLK	Units: µg/L	Prep Date: 1/6/2022	RunNo: 72405							
Client ID: MBLKW	Batch ID: 34955		Analysis Date: 1/6/2022	SeqNo: 1478258							
Analyte	Result	RL	SPK value	SPK Ref Val	%REC	LowLimit	HighLimit	RPD Ref Val	%RPD	RPDLimit	Qual
Dichlorodifluoromethane	ND	0.125									
Chloromethane	ND	0.0750									
Vinyl chloride	ND	0.0350									
Bromomethane	ND	0.120									
Trichlorofluoromethane (CFC-11)	ND	0.0500									
Chloroethane	ND	0.100									
1,1-Dichloroethene	ND	0.0500									
Acetone	ND	0.600									
Methylene chloride	ND	0.0750									
trans-1,2-Dichloroethene	ND	0.0500									
Methyl tert-butyl ether (MTBE)	ND	0.0500									
1,1-Dichloroethane	ND	0.0500									
cis-1,2-Dichloroethene	ND	0.0500									
(MEK) 2-Butanone	ND	0.150									
Chloroform	ND	0.0500									
1,1,1-Trichloroethane (TCA)	ND	0.0400									
1,1-Dichloropropene	ND	0.0500									
Carbon tetrachloride	ND	0.0750									
1,2-Dichloroethane (EDC)	ND	0.0400									

Work Order: 2201046
CLIENT: TRC
Project: Whitney's Chevrolet

QC SUMMARY REPORT
Volatile Organic Compounds by EPA Method 8260D

Sample ID: MB-34955	SampType: MBLK	Units: µg/L	Prep Date: 1/6/2022	RunNo: 72405							
Client ID: MBLKW	Batch ID: 34955		Analysis Date: 1/6/2022	SeqNo: 1478258							
Analyte	Result	RL	SPK value	SPK Ref Val	%REC	LowLimit	HighLimit	RPD Ref Val	%RPD	RPDLimit	Qual

Benzene	ND	0.0440									
Trichloroethene (TCE)	ND	0.0500									
1,2-Dichloropropane	ND	0.0500									
Bromodichloromethane	ND	0.0500									
Dibromomethane	ND	0.0500									
cis-1,3-Dichloropropene	ND	0.0500									
Toluene	ND	0.0750									
trans-1,3-Dichloropropylene	ND	0.0500									
Methyl Isobutyl Ketone (MIBK)	ND	0.125									
1,1,2-Trichloroethane	ND	0.0350									
1,3-Dichloropropane	ND	0.0500									
Tetrachloroethene (PCE)	ND	0.0400									
Dibromochloromethane	ND	0.100									
1,2-Dibromoethane (EDB)	ND	0.0300									
2-Hexanone	ND	0.100									
Chlorobenzene	ND	0.0500									
1,1,1,2-Tetrachloroethane	ND	0.0300									
Ethylbenzene	ND	0.0400									
m,p-Xylene	ND	0.100									
o-Xylene	ND	0.0500									
Styrene	ND	0.0500									
Isopropylbenzene	ND	0.0500									
Bromoform	ND	0.0500									
1,1,2,2-Tetrachloroethane	ND	0.0400									
n-Propylbenzene	ND	0.0500									
Bromobenzene	ND	0.0500									
1,3,5-Trimethylbenzene	ND	0.0250									
2-Chlorotoluene	ND	0.0500									
4-Chlorotoluene	ND	0.0500									
tert-Butylbenzene	ND	0.0500									

Work Order: 2201046
 CLIENT: TRC
 Project: Whitney's Chevrolet

QC SUMMARY REPORT
Volatile Organic Compounds by EPA Method 8260D

Sample ID: MB-34955	SampType: MBLK	Units: µg/L	Prep Date: 1/6/2022	RunNo: 72405							
Client ID: MBLKW	Batch ID: 34955		Analysis Date: 1/6/2022	SeqNo: 1478258							
Analyte	Result	RL	SPK value	SPK Ref Val	%REC	LowLimit	HighLimit	RPD Ref Val	%RPD	RPDLimit	Qual
1,2,3-Trichloropropane	ND	0.0400									
1,2,4-Trichlorobenzene	ND	0.0750									
sec-Butylbenzene	ND	0.0500									
4-Isopropyltoluene	ND	0.0500									
1,3-Dichlorobenzene	ND	0.0500									
1,4-Dichlorobenzene	ND	0.0500									
n-Butylbenzene	ND	0.0500									
1,2-Dichlorobenzene	ND	0.0500									
1,2-Dibromo-3-chloropropane	ND	0.100									
1,2,4-Trimethylbenzene	ND	0.0500									
Hexachlorobutadiene	ND	0.0500									
Naphthalene	ND	0.125									
1,2,3-Trichlorobenzene	ND	0.0700									
Surr: Dibromofluoromethane	2.45		2.500		98.0	80	121				
Surr: Toluene-d8	2.40		2.500		96.0	80	120				
Surr: 1-Bromo-4-fluorobenzene	2.39		2.500		95.5	80	120				

Sample ID: 2201046-001AREP	SampType: REP	Units: µg/L	Prep Date: 1/6/2022	RunNo: 72405							
Client ID: INF-0105	Batch ID: 34955		Analysis Date: 1/6/2022	SeqNo: 1478255							
Analyte	Result	RL	SPK value	SPK Ref Val	%REC	LowLimit	HighLimit	RPD Ref Val	%RPD	RPDLimit	Qual
Dichlorodifluoromethane	ND	0.125						0		30	
Chloromethane	ND	0.0750						0		30	
Vinyl chloride	ND	0.0350						0		30	
Bromomethane	ND	0.120						0		30	
Trichlorofluoromethane (CFC-11)	ND	0.0500						0		30	
Chloroethane	ND	0.100						0		30	
1,1-Dichloroethene	ND	0.0500						0		30	
Acetone	ND	0.600						0		30	
Methylene chloride	ND	0.0750						0		30	

Work Order: 2201046
CLIENT: TRC
Project: Whitney's Chevrolet

QC SUMMARY REPORT
Volatile Organic Compounds by EPA Method 8260D

Sample ID: 2201046-001AREP	SampType: REP	Units: µg/L	Prep Date: 1/6/2022	RunNo: 72405							
Client ID: INF-0105	Batch ID: 34955		Analysis Date: 1/6/2022	SeqNo: 1478255							
Analyte	Result	RL	SPK value	SPK Ref Val	%REC	LowLimit	HighLimit	RPD Ref Val	%RPD	RPDLimit	Qual

trans-1,2-Dichloroethene	ND	0.0500						0		30	
Methyl tert-butyl ether (MTBE)	ND	0.0500						0		30	
1,1-Dichloroethane	ND	0.0500						0		30	
cis-1,2-Dichloroethene	ND	0.0500						0		30	
(MEK) 2-Butanone	ND	0.150						0		30	
Chloroform	ND	0.0500						0		30	
1,1,1-Trichloroethane (TCA)	ND	0.0400						0		30	
1,1-Dichloropropene	ND	0.0500						0		30	
Carbon tetrachloride	ND	0.0750						0		30	
1,2-Dichloroethane (EDC)	ND	0.0400						0		30	
Benzene	ND	0.0440						0		30	
Trichloroethene (TCE)	ND	0.0500						0		30	
1,2-Dichloropropane	ND	0.0500						0		30	
Bromodichloromethane	ND	0.0500						0		30	
Dibromomethane	ND	0.0500						0		30	
cis-1,3-Dichloropropene	ND	0.0500						0		30	
Toluene	ND	0.0750						0		30	
trans-1,3-Dichloropropylene	ND	0.0500						0		30	
Methyl Isobutyl Ketone (MIBK)	ND	0.125						0		30	
1,1,2-Trichloroethane	ND	0.0350						0		30	
1,3-Dichloropropane	ND	0.0500						0		30	
Tetrachloroethene (PCE)	ND	0.0400						0		30	
Dibromochloromethane	ND	0.100						0		30	
1,2-Dibromoethane (EDB)	ND	0.0300						0		30	
2-Hexanone	ND	0.100						0		30	
Chlorobenzene	ND	0.0500						0		30	
1,1,1,2-Tetrachloroethane	ND	0.0300						0		30	
Ethylbenzene	ND	0.0400						0		30	
m,p-Xylene	ND	0.100						0		30	
o-Xylene	ND	0.0500						0		30	



Work Order: 2201046
 CLIENT: TRC
 Project: Whitney's Chevrolet

QC SUMMARY REPORT
Volatile Organic Compounds by EPA Method 8260D

Sample ID: 2201046-001AREP	SampType: REP	Units: µg/L			Prep Date: 1/6/2022	RunNo: 72405					
Client ID: INF-0105	Batch ID: 34955				Analysis Date: 1/6/2022	SeqNo: 1478255					
Analyte	Result	RL	SPK value	SPK Ref Val	%REC	LowLimit	HighLimit	RPD Ref Val	%RPD	RPDLimit	Qual
Styrene	ND	0.0500						0		30	
Isopropylbenzene	ND	0.0500						0		30	
Bromoform	ND	0.0500						0		30	
1,1,2,2-Tetrachloroethane	ND	0.0400						0		30	
n-Propylbenzene	ND	0.0500						0		30	
Bromobenzene	ND	0.0500						0		30	
1,3,5-Trimethylbenzene	ND	0.0250						0		30	
2-Chlorotoluene	ND	0.0500						0		30	
4-Chlorotoluene	ND	0.0500						0		30	
tert-Butylbenzene	ND	0.0500						0		30	
1,2,3-Trichloropropane	ND	0.0400						0		30	
1,2,4-Trichlorobenzene	ND	0.0750						0		30	
sec-Butylbenzene	ND	0.0500						0		30	
4-Isopropyltoluene	ND	0.0500						0		30	
1,3-Dichlorobenzene	ND	0.0500						0		30	
1,4-Dichlorobenzene	ND	0.0500						0		30	
n-Butylbenzene	ND	0.0500						0		30	
1,2-Dichlorobenzene	ND	0.0500						0		30	
1,2-Dibromo-3-chloropropane	ND	0.100						0		30	
1,2,4-Trimethylbenzene	ND	0.0500						0		30	
Hexachlorobutadiene	ND	0.0500						0		30	
Naphthalene	ND	0.125						0		30	
1,2,3-Trichlorobenzene	ND	0.0700						0		30	
Surr: Dibromofluoromethane	2.51		2.500		101	80	121		0		
Surr: Toluene-d8	2.41		2.500		96.5	80	120		0		
Surr: 1-Bromo-4-fluorobenzene	2.40		2.500		96.2	80	120		0		

Work Order: 2201046
 CLIENT: TRC
 Project: Whitney's Chevrolet

QC SUMMARY REPORT
Gasoline by NWTPH-Gx

Sample ID: LCS-34955	SampType: LCS	Units: µg/L			Prep Date: 1/6/2022	RunNo: 72406					
Client ID: LCSW	Batch ID: 34955				Analysis Date: 1/6/2022	SeqNo: 1478266					
Analyte	Result	RL	SPK value	SPK Ref Val	%REC	LowLimit	HighLimit	RPD Ref Val	%RPD	RPDLimit	Qual

Gasoline	58.5	5.00	50.00	0	117	65	135				
Surr: 4-Bromofluorobenzene	2.62		2.500		105	65	135				
Surr: Toluene-d8	2.52		2.500		101	65	135				

Sample ID: MB-34955	SampType: MBLK	Units: µg/L			Prep Date: 1/6/2022	RunNo: 72406					
Client ID: MBLKW	Batch ID: 34955				Analysis Date: 1/6/2022	SeqNo: 1478265					
Analyte	Result	RL	SPK value	SPK Ref Val	%REC	LowLimit	HighLimit	RPD Ref Val	%RPD	RPDLimit	Qual

Gasoline	ND	5.00									
Surr: 4-Bromofluorobenzene	2.36		2.500		94.2	65	135				
Surr: Toluene-d8	2.43		2.500		97.3	65	135				

Sample ID: 2201046-001AREP	SampType: REP	Units: µg/L			Prep Date: 1/6/2022	RunNo: 72406					
Client ID: INF-0105	Batch ID: 34955				Analysis Date: 1/6/2022	SeqNo: 1478262					
Analyte	Result	RL	SPK value	SPK Ref Val	%REC	LowLimit	HighLimit	RPD Ref Val	%RPD	RPDLimit	Qual

Gasoline	ND	5.00						0		30	
Surr: 4-Bromofluorobenzene	2.39		2.500		95.7	65	135		0		
Surr: Toluene-d8	2.38		2.500		95.1	65	135		0		

Client Name: **TRCI**

 Work Order Number: **2201046**

 Logged by: **Gabrielle Coeuille**

 Date Received: **1/6/2022 9:36:00 AM**

Chain of Custody

1. Is Chain of Custody complete? Yes No Not Present
2. How was the sample delivered? Client

Log In

3. Coolers are present? Yes No NA
- Air samples**
4. Shipping container/cooler in good condition? Yes No
5. Custody Seals present on shipping container/cooler?
(Refer to comments for Custody Seals not intact) Yes No Not Present
6. Was an attempt made to cool the samples? Yes No NA
7. Were all items received at a temperature of >2°C to 6°C * Yes No NA
8. Sample(s) in proper container(s)? Yes No
9. Sufficient sample volume for indicated test(s)? Yes No
10. Are samples properly preserved? Yes No
11. Was preservative added to bottles? Yes No NA
12. Is there headspace in the VOA vials? Yes No NA
13. Did all samples containers arrive in good condition(unbroken)? Yes No
14. Does paperwork match bottle labels? Yes No
15. Are matrices correctly identified on Chain of Custody? Yes No
16. Is it clear what analyses were requested? Yes No
17. Were all holding times able to be met? Yes No

Special Handling (if applicable)

18. Was client notified of all discrepancies with this order? Yes No NA

Person Notified:	<input type="text"/>	Date:	<input type="text"/>
By Whom:	<input type="text"/>	Via:	<input type="checkbox"/> eMail <input type="checkbox"/> Phone <input type="checkbox"/> Fax <input type="checkbox"/> In Person
Regarding:	<input type="text"/>		
Client Instructions:	<input type="text"/>		

19. Additional remarks:

Item Information

* Note: DoD/ELAP and TNI require items to be received at 4°C +/- 2°C



3600 Fremont Ave N.
Seattle, WA 98103
Tel: 206-352-3790
Fax: 206-352-7178

Chain of Custody Record & Laboratory Services Agreement

Date: 1-6-22 Page: 1 of 1

Laboratory Project No (internal): 2201046

Project Name: Whitney's Chevrolet

Special Remarks:

Client: TRC

Project No: 015347

Address: 1180 NW Maple St, Ste 310

Collected by: A. York

City, State, Zip: Issaquah, WA 98027

Location: Montesano, WA

Telephone: 425-395-0010

Report To (PM): S. Trimble / M. Esparra

Sample Disposal: Return to client Disposal by lab (after 30 days)

Fax: PM Email: STrimble@TRCcompanies.com / MEsparra@TRCcompanies.com

Sample Name	Sample Date	Sample Time	Sample Type (Matrix)*	# of Cont.	VOCs (EPA 8260 / 624)	BTEX	Gasoline Range Organics (GX)	Hydrocarbon Identification (HCID)	Diesel/heavy Oil Range Organics (DRO)	SVOCs (EPA 8270 / 625)	PAHs (EPA 8270 - SIM)	PCBs (EPA 8082 / 608)	Total (T) (EPA 6020 / 200.8)	Anions (IC)***	EDS (8011)	Comments
					X	X										
1 INF-0105	1-5-22	1300	A	1	X	X										
2																
3																
4																
5																
6																
7																
8																
9																
10																

*Matrix: A = Air, AQ = Aqueous, B = Bulk, O = Other, P = Product, S = Soil, SD = Sediment, SL = Solid, W = Water, DW = Drinking Water, GW = Ground Water, SW = Storm Water, WW = Waste Water
 **Metals (Circle): MTCA-5 RCRA-8 Priority Pollutants TAL Individual: Ag Al As B Ba Be Ca Cd Co Cr Cu Fe Hg K Mg Mn Mo Na Ni Pb Sb Se Sr Sn Ti Tl V Zn
 ***Anions (Circle): Nitrate Nitrite Chloride Sulfate Bromide O-Phosphate Fluoride Nitrate+Nitrite

Turn-around Time:
 Standard Next Day
 3 Day Same Day
 2 Day (specify)

I represent that I am authorized to enter into this Agreement with Fremont Analytical on behalf of the Client named above, that I have verified Client's agreement to each of the terms on the front and backside of this Agreement.

Relinquished (Signature) Print Name: Austin York Date/Time: 1-6-22 / 0930

Received (Signature) Print Name: Oliver Kou Date/Time: 1/6/22 0936