

2019 Annual Monitoring Report

Island County Solid Waste Facility

20062 State Route 20

Coupeville, Washington

Island County Public Works
Solid Waste Division
PO Box 5000
Coupeville, Washington 98239-5000
360-679-7338



SCS ENGINEERS

04207033.12 | February 24, 2020

2405 140th Avenue NE, Suite 107
Bellevue, WA 98005
425-746-4600


This 2019 Annual Monitoring Report for the Coupeville Solid Waste Facility located at 20062 State Route 20 in Coupeville, Washington, was prepared by Sam Graber and Daniel Venchiarutti, LHG and was reviewed by Greg Helland, LHG, of SCS Engineers.




Sam Graber
Staff Scientist
SCS ENGINEERS



Daniel A. Venchiarutti, LG, LHG
Project Director
SCS ENGINEERS



Gregory D. Helland, LG, LHG
Vice President
SCS ENGINEERS



Daniel A. Venchiarutti

Table of Contents

Section	Page
1.0 INTRODUCTION	1
1.1 Report Contents.....	1
1.2 Summary of Results	2
1.2.1 Groundwater	2
1.2.2 Landfill Gas Probes	3
1.2.3 Contaminant Source Control Operations	3
2.0 BACKGROUND AND SITE DESCRIPTION.....	5
2.1 Location and Operational History	5
2.2 Topography and Climate	6
2.3 Local and Regional Hydrogeology	6
3.0 GROUNDWATER	7
3.1 Monitoring Activities.....	8
3.1.1 Water Level Measurements.....	8
3.1.2 Sample Collection and Analysis.....	9
3.2 Results	10
3.2.1 Groundwater Elevations.....	10
3.2.2 Water Quality	11
3.2.2.1 Field Parameters.....	11
3.2.2.2 General Chemistry.....	11
3.2.2.3 Metals	13
3.2.2.4 Volatile Organic Compounds	14
3.2.2.5 Groundwater Data QA/QC	15
3.2.3 Groundwater Quality Criteria Comparison	16
3.3 Evaluation of Groundwater Quality.....	17
3.3.1 Spatial Distribution.....	17
3.3.2 Temporal Trends.....	17
3.3.3 Groundwater Geochemistry	18
4.0 LANDFILL GAS.....	20
4.1 Compliance Monitoring Activities	20
4.1.1 Field Procedures.....	20
4.2 Results	21
4.2.1 Landfill Gas Probes	21
4.2.2 Structures - Scale House	21
4.3 Landfill Gas Evaluation	22
5.0 CONTAMINANT SOURCE CONTROL MEASURES.....	23
5.1 Operational Activities	23
5.1.1 Landfill Gas and Soil Vapor Extraction.....	23
5.1.1.1 Monitoring Activities.....	23
5.1.2 Stormwater Collection from the Waste Disposal Areas	24
5.2 Results	24

5.2.1	Landfill Gas Collection from In-Refuse and Native Soil Extraction Points	24
5.2.2	Stormwater Collection from the Waste Disposal Areas	24
5.3	Evaluation of Contaminant Source Control Operations.....	24
5.3.1	Landfill Gas Collection from In-Refuse and Native Soil Extraction Points	24
5.3.2	Stormwater Collection from Waste Disposal Areas.....	25
6.0	CONCLUSIONS	26

Exhibits

Exhibit 1.	2019 CSWF Groundwater Monitoring Well Network (Installation Year).....	7
Exhibit 2.	CSWF Groundwater Monitoring Schedule	8
Exhibit 3.	2019 Range of Field Parameters.....	11
Exhibit 4.	2019 Range of General Chemistry Parameters.....	12
Exhibit 5.	2019 Range of Total Metals Parameters	13
Exhibit 6.	2019 Range of Volatile Organic Compounds.....	14
Exhibit 7.	2019 Groundwater Exceedances	16
Exhibit 8.	Summary of Short-Term (2018-2019) Concentration Trends	18

Figures

Figure 1	Site Location Map
Figure 2	Groundwater Monitoring Well Network
Figure 3	Groundwater Elevation Time Series – Aquifer 1
Figure 4	Groundwater Elevation Time Series – Aquifer 2
Figure 5A	Aquifer 1 Groundwater Elevations – April 2019
Figure 5B	Aquifer 2 Groundwater Elevations – April 2019
Figure 6A	Aquifer 1 Groundwater Elevations – October 2019
Figure 6B	Aquifer 2 Groundwater Elevations – October 2019
Figure 7	Landfill Gas Probe Monitoring Network
Figure 8	Landfill Gas Extraction System
Figure 9	Soil Vapor Extraction System
Figure 10	Cross Section of Extraction System and MSW/CDL Landfills
Figure 11	Stormwater Pump Station Removal Volumes
Figure 12	Flow Rates and Removal Volumes for LFG and SVE Systems

Tables

Table 1A	Historical Groundwater Elevations – Aquifer 1
Table 1B	Historical Groundwater Elevations – Aquifer 2
Table 2A	Field Parameter, General Chemistry, and Inorganic Results – Aquifer 1
Table 2B	Field Parameter, General Chemistry, and Inorganic Results – Aquifer 2
Table 2C	Field Parameter, General Chemistry, and Inorganic Results – Water Supply Wells
Table 3A	Volatile Organic Compound Results – Aquifer 1
Table 3B	Volatile Organic Compound Results – Aquifer 2
Table 3C	Volatile Organic Compound Results – Water Supply Wells
Table 4	Volatile Organic Compound Detections in Groundwater
Table 5	Exceedances of WAC 173-200 Criteria and Federal MCLs
Table 6	Short and Long Term Statistics for Select Parameters in Groundwater
Table 7	Landfill Gas Monitoring Data - 2019
Table 8	Source Control Operations Data
Table 9	Soil Gas and Landfill Gas Removal Volumes
Table 10	LFG and SVE System Flow Rates

Appendices

Appendix A	2019 Field Documentation
Appendix B	2019 Analytical Data Validation and Laboratory Reports
Appendix C	2019 Groundwater Geochemical Evaluation
Appendix D	2019 Barometric Pressure Data

1.0 INTRODUCTION

This Annual Report provides a summary of the field and laboratory results for the 2019 post-closure environmental monitoring activities conducted at the Island County Coupeville Solid Waste Facility (CSWF) located at 20062 State Route 20 in Coupeville, Washington. Environmental monitoring activities completed over the 2019 reporting period included sampling and analysis of groundwater (monitoring wells and nearby water supply wells), monitoring of landfill gas probes, and source control operations including stormwater collection and the management of landfill gas extraction wells. This work was conducted in accordance with the *CSWF Groundwater Sampling and Analysis/Quality Assurance Plan (SAP/QAP, version 1.1)* dated April 2018 and the *Landfill Gas Monitoring Plan* dated September 2002, modified in 2005 and 2008 (SCS Engineers).

Post-closure groundwater monitoring is performed at the CSWF, consistent with the requirements of WAC 173-304. In 2017, the CSWF proposed a groundwater monitoring optimization program intended to enhance the effectiveness of the sampling regime. The revised monitoring program provides for quarterly water quality sampling at 11 CSWF groundwater wells. A further 16 monitoring wells are also sampled on a semi-annual basis (during the second and fourth quarter events). In addition, a site-wide, confirmational monitoring event, encompassing up to 36 facility wells, is planned after a period of two years (scheduled for the second quarter 2020). The revised program is documented in the 2018 CSWF SAP/QAP (revision 1.1).

Over the 2019 compliance period, 11 groundwater wells were monitored during the first and third quarters of 2019, while a total of 27 groundwater wells were monitored as part of the second and fourth quarter events. The environmental monitoring and sampling activities over the 2019 reporting period were performed by SCS Engineers and SCS Field Services.

1.1 REPORT CONTENTS

The 2019 Annual Monitoring Report includes:

- Background and Site Description (including figures of site location and facility layout)
- A summary of the 2019 monitoring effort
- Measurement of groundwater levels at the sampled monitoring wells
- Landfill gas (LFG) monitoring at
 - 10 subsurface perimeter probe locations (44 points) and
 - 2 probe locations within onsite buildings (two points within the scale house/office)
- Groundwater field measurements and sample collection for 27 monitoring and water supply wells
- An evaluation and summary of the 2019 groundwater elevation/flow direction, field monitoring, and analytical data
- A summary of the 2019 LFG monitoring results
- A summary of the contaminant source control operation results
- A comparison and summary of 2019 analytical data to regulatory criteria
- A geochemical evaluation of recent (2019) groundwater conditions

- A summary of historical (previous 5 years) groundwater elevation, field monitoring, and analytical data
- Groundwater hydrographs
- Times series graphs for select analytes
- Short and long term groundwater statistics
- Documentation of field monitoring and sampling activities from 2019
- A summary of analytical data validation and analytical laboratory data reports
- Recommendations developed from the evaluation of site conditions

1.2 SUMMARY OF RESULTS

1.2.1 Groundwater

The 2019 groundwater monitoring results for the CSWF are generally consistent with those previously reported at the site. Water quality within or immediately adjacent to the closed waste disposal areas continues to be influenced by detectable concentrations of several VOCs (primarily vinyl chloride), as well as certain inorganic compounds, general chemistry parameters, and field parameters. However, natural attenuation of the groundwater contamination observed at the CSWF appears to be continuing, with reduced concentrations of the primary landfill contaminants in downgradient monitoring wells situated 400 to 750 feet downgradient of the disposal areas.

Vinyl chloride continues to represent the most notable site contaminant, with groundwater exceedances being historically reported as far downgradient as Aquifer 2 monitoring well E4D (approximately 400 feet northeast from the landfill edge). However, during recent years vinyl chloride has generally been absent in the CSWF wells situated beyond the immediate vicinity of the landfill. Groundwater samples collected from Aquifer 2 “sentinel” wells E9D and E10D, situated hydrologically downgradient of the observed vinyl chloride plume, have never reported detectable levels of VOCs. The 2019 results continue to corroborate the findings of past groundwater assessment and modelling efforts which concluded that VOCs originating from the CSWF disposal cells are naturally attenuating beneath the facility, and that vinyl chloride has not, and will not in the future, migrate beyond County property.

Groundwater quality criteria for specific conductivity, total dissolved solids, total nitrate/nitrite, arsenic, iron, manganese, 1,1-dichloroethane and vinyl chloride were exceeded in one or more wells during 2019. The WAC 173-200 groundwater criteria for vinyl chloride was exceeded in four Aquifer 1 monitoring wells (E1D, E2S, E4S and N2S) and three Aquifer 2 wells (E2D, E6D and E7D) during the reporting period. These results are generally consistent with previous monitoring at the facility.

Landfill closure and source control activities continue to influence most temporal trends in chemical concentrations (both long term and short term, as identified by the statistical summaries and time series plots). Short term trends indicate that the majority of chemical concentrations in the groundwater are stabilized or have been decreasing over the past several years. However, several exceptions to this overall trend have been noted. Increasing short term trends in concentration were observed for:

- Specific conductance in Aquifer 2 wells E5D and E7D.
- Total nitrate/nitrite in Aquifer 1 well E4S.

- Sulfate in Aquifer 1 well E1D and Aquifer 2 wells N2D and N5D.

However, as illustrated on the time-series graphs provided in Appendix C, few of these short term increasing trends represent large concentration changes. In addition, several of the identified wells are situated cross-gradient of the CSWF waste disposal cells.

Groundwater elevations at the site have been gradually increasing over the past five years. The groundwater flow directions within Aquifer 1 and Aquifer 2 remain consistently towards the east-northeast and north-northeast, respectively. The average groundwater flow velocity over 2019 in Aquifer 1 was estimated to be higher (1.24 ft/day) than that calculated for Aquifer 2 (0.114 ft/day).

1.2.2 Landfill Gas Probes

Landfill gas (LFG) probe monitoring results continue to indicate that LFG (represented by combined methane and carbon dioxide) remains present in the soils surrounding the landfill. Similar to previous years, carbon dioxide was the predominant component of LFG detected during the 2019 monitoring events. Depressed oxygen levels (less than ambient concentrations) were also detected in most of the gas probes during the compliance year. Depressed oxygen is associated with the displacement of air by LFG.

Over the past several years, elevated methane levels were periodically observed in two LFG probes (GP-S6D and GP-15) situated near the southern edge of the landfill. These localized detections were suspected to be the residual effects of several LFG system interruptions/repairs that occurred during 2016 and 2017. However, flow adjustments made to the LFG system beginning in 2018 have reduced the 2019 methane concentrations in these probes to <0.3 percent by volume in GP-15, and 2.5 percent by volume in GP-6. Continued monitoring and system adjustments are anticipated to further reduce or eliminate the accumulation of methane in this area.

LFG regulatory requirements only apply to the methane component due to its explosive and flammable nature. Throughout the 2019 monitoring period, the CSWF remained in compliance with the regulatory threshold limits for methane in soils at the property boundary (less than 5 percent by volume) and inside of onsite structures (less than 1.25 percent by volume).

1.2.3 Contaminant Source Control Operations

Engineering controls aimed at reducing the source of contaminants to groundwater were implemented at the CSWF in 2005. These controls included stormwater collection from an upgraded drainage system at the interface of the municipal solid waste and construction, demolition and land-clearing debris fill areas. The stormwater drainage and collection system was designed to reduce infiltration into the CDL wastes and limit the potential production of leachate. The engineering controls also included an enhanced LFG control system featuring improved gas extraction from the refuse mass by adding vertical extraction wells, and the addition of a soil vapor extraction (SVE) system to recover LFG from the vadose zone surrounding the landfill.

A total of 14,496 gallons of stormwater runoff from the closed MSW landfill and CDL landfill covers was pumped from the collection system sump near monitoring well C1S during 2019 and discharged to the infiltration pond west of the disposal areas. Cumulatively, a total of 259,062 gallons of stormwater have been diverted from this area since the fall of 2005. This stormwater previously infiltrated into the subsurface near the CDL disposal area and may have contributed to leachate generation from the CDL waste.

During May 2005, a series of in-refuse vertical extraction wells were installed and activated, while an earlier air injection system was de-activated. The air injection system was de-activated in conjunction with the LFG extraction system installation because the LFG extraction system allows for source control by removing LFG through the extraction wells. Also, in November 2005, new SVE wells began operation. Between November 22, 2005 and December 31, 2019, the LFG extraction system operated an average of 5.9 hours per day and the SVE system operated an average of 10.5 hours per day. Should extraction exceed gas generation rates, oxygen may be pulled into the landfill, which could create a fire hazard. Furthermore, drawing oxygen into the system prevents the gas treatment system (flare) from operating correctly. Excessive extraction of native soil gas could induce migration of refuse generated gases from the waste cells when LFG is not being extracted. LFG monitoring was conducted at approximately 45-day intervals during 2019. These operational times are managed to balance extraction rates with the gas generation rate.

In summary, existing LFG extraction system operations appear to remain effective for controlling LFG generated within the refuse mass, thereby providing source control of LFG migration to the vadose zone. Similarly, the SVE system appears to be successful in extracting LFG from the surrounding vadose zone, thereby providing an additional measure of source control for potential groundwater contaminants.

2.0 BACKGROUND AND SITE DESCRIPTION

Detailed information regarding the site layout and history as well as the hydrogeologic setting may be found in the *Preliminary Hydrogeologic Study and Engineering Evaluation*, prepared by SCS Engineers (January, 2002), as well as the *Conceptual Model Summary Technical Memorandum*, also prepared by SCS Engineers (January, 2004). The following provides a summary of this information.

2.1 LOCATION AND OPERATIONAL HISTORY

The CSWF is located at 20062 SR-20, approximately 1.5 miles east of Coupeville, on Whidbey Island, Washington (Figure 1). The landfill-related features of the CSWF include two closed municipal solid waste (MSW) disposal areas and one construction, demolition and landclearing (CDL) debris disposal area that is currently inactive and covered with low-permeability soil. These waste disposal areas are referred to as follows:

- City MSW Landfill (1946 - 1977)
- County MSW Landfill (1971 - 1992)
- County CDL Landfill (1992 - 2002)

The City MSW Landfill operated (by the Town of Coupeville) as a burning dump from 1946 to 1969 and as a landfill from 1969 to 1977. It occupies approximately 3 acres on the west side of the property. The depth of waste is estimated to be 10 to 20 feet deep based on typical waste disposal practices from that time period. Waste disposal quantities for the City MSW Landfill are not available. The City MSW Landfill has no liner system and the cover system consists of native soils with grass vegetation.

The County MSW Landfill operated from 1971 to 1992. It occupies approximately 11 acres on the south side of the property. The depth of waste is estimated to be 20 feet deep on the west half of the fill area and approximately 50 feet deep on the east half based on historical waste disposal practices and the preceding mining (quarry) activities. The County MSW Landfill has no bottom liner system and the cover system consists of the following from top to bottom: grass vegetation, 6 inches of topsoil, 18 inches of drainage sand, composite 8 oz/yd² non-woven geotextile / 250 mil HDPE drainage net / 8 oz/yd² non-woven geotextile, 60 mil HDPE textured geomembrane, and 18 inches of foundation sand.

The County CDL Landfill operated from 1992 to 2002. It occupies approximately 4 acres immediately adjacent to the north side of the County MSW Landfill. A portion of the County CDL Landfill overlaps the north side of the County MSW Landfill. Waste is estimated to be up to 40 feet deep based on historical filling activities. The County CDL Landfill has no liner system and has a soil cover consisting of 12 inches of native soil (installed in 2002) and 12 inches of soil with high clay content (installed in 2004). The CDL Landfill accepted inert materials including uncontaminated soils, brick, concrete, sand, and glass, as well as other construction and land clearing debris, including some organic materials such as wood. Past inspections by ICPH suggested that small quantities of unacceptable materials may have been disposed of at this site.

The CSWF also includes an asbestos landfill situated in the north-central portion of the disposal area. In addition to landfilling, other features of the CSWF include a transfer station, a moderate risk waste handling station, a recycling collection area, a septage biosolids treatment plant, and various county storage facilities. During 2018, an extensive expansion of the CSWF biosolids treatment facility was completed. All of the CSWF facilities are situated on approximately 90 acres of land

owned by the County. A site plan illustrating the general layout of the facility is presented on Figure 2.

2.2 TOPOGRAPHY AND CLIMATE

The site is situated on a wooded terrace, approximately one mile south of Penn Cove. Although the ground surface comprising the developed areas of the property remains level, the site lies in the vicinity of several large glacial kettle depressions. The elevation of the facility is approximately 200 feet above mean sea level.

Site climate is characterized by cool, moist winters and dry, warm summers which are characteristic of the Puget Sound Lowlands. Temperature extremes are moderate due to maritime influences from the adjacent Puget Sound, Strait of Juan de Fuca, and nearby Pacific Ocean. Precipitation is typically less than most areas in the Puget Sound region due to the site's location relative to the leeward side of the Olympic Mountains, which generate a rain shadow effect. The site receives an average annual rainfall of just over 21 inches, according to historical records.

2.3 LOCAL AND REGIONAL HYDROGEOLOGY

The Preliminary Hydrogeologic Study and Engineering Evaluation completed by SCS (January, 2002) identified three water-bearing zones and two confining (or semi-confining) layers beneath the CSWF. Regionally, groundwater flow in the upper aquifer (Aquifer 1) is reported to generally trend toward the east-northeast. Groundwater in the underlying aquifer (Aquifer 2) appears to flow in a more north-northeasterly direction. South of the site, the regional groundwater flow direction has a southeasterly component. Groundwater flow beneath the site likely has a vertical component, with water moving from shallowest to deepest zones across the semi-confining layers. The difference in hydraulic head between the upper and lower aquifers beneath the site is reported to be approximately 12 feet.

3.0 GROUNDWATER

Quarterly groundwater monitoring at the Island County Solid Waste Facility commenced in 1985. Groundwater monitoring has included both monitoring wells (constructed specifically for groundwater monitoring) and nearby small-scale water supply (pumping) wells. Since its inception, the monitoring program has evolved to include both onsite and off-site well locations, as well as an expanded parameter suite. As previously noted, an optimized groundwater monitoring program was implemented at the CSWF during the first quarter 2018. All the groundwater monitoring wells on the CSWF property are outfitted with dedicated low-flow sampling pumps.

The current groundwater monitoring network includes ten locations with paired shallow and deep monitoring wells, 11 single completion monitoring wells (three shallow, eight deep), and five water supply wells. It should be noted that well W1D remains in the groundwater monitoring network. It was formerly paired with a shallow monitoring well (W1S) that is not currently being monitored due to an insufficient amount of water in the well for sampling. Also, replacement well N1SR was installed in November 2005; however, this well appears to be completed in a perched zone which may not be hydraulically connected (at least directly) with the groundwater monitored by other wells at the site. A summary of the CSWF Aquifer 1, Aquifer 2 and pumping wells (and their installation dates) is provided in the exhibit below. The locations of the wells within the monitoring network are also illustrated on Figure 2.

Exhibit 1. 2019 CSWF Groundwater Monitoring Well Network (Installation Year)

Aquifer 1 Wells	Aquifer 2 Wells	Pumping Wells
C1S (2002)	E2D (1997)	DNR (1964)
E1D (1997)	E3D (2001)	WRI (1976)
E1S (1997)	E4D (2008)	S7 (1979)
E2S (1997)	E5D (2013)	DOT (1981)
E4S (2008)	E6D (2013)	STP (1993)
N1SR (2005)	E7D (2013)	
N2S (1997)	E8D (2013)	
N3S (1997)	E9D (2016)	
NE1S (2002)	E10D (2016)	
S10S (2003)	N1D (1997)	
S11S (2003)	N2D (1997)	
SE1D (2003)	N3D (1997)	
SE1S (2002)	N5D (2002)	
	N5S (2002)	
	NE1D (2002)	
	S11D (2003)	
	W1D (1997)	
	W2S (2002)	

A summary of the Aquifer 1, Aquifer 2 and pumping wells groundwater monitoring schedule is provided in Exhibit 2. Water quality monitoring at the CSWF is conducted on a quarterly basis at nine (9) Aquifer 2 groundwater wells and two (2) water supply wells. Two of these Aquifer 2 wells (E2D and E4D) are only sampled for VOCs during the first and third quarter events. An additional, nine (9) Aquifer 1 wells, six (6) Aquifer 2 wells, and one water supply well are monitored semi-annually (during the second and fourth quarters). One Aquifer 1 well (E1S) is only sampled for nitrates during these

semi-annual events. During 2019, groundwater monitoring was performed by SCS Engineers in January, April, July, and October

Exhibit 2. CSWF Groundwater Monitoring Schedule

Monitoring Frequency	Groundwater Monitoring Wells		Pumping Wells
	Aquifer 1 Wells	Aquifer 2 Wells	
Quarterly Event		E2D* E4D* E5D E6D E7D E8D E9D E10D N2D	DNR WRI
Semi-Annual Event (Additional wells sampled during the Second & Fourth Quarters)	E1D E1S** E2S E4S N2S N3S NE1S S10S S11S	E3D N1D N3D N5D NE1D S11D	DOT
Two-Year Event (Additional wells to be sampled in the Second Quarter 2020)	C1S N1SR SE1D SE1S	N5S W1D W2S	S7 STP

N/A: Not Applicable

* Wells E2D and E4D are only sampled for VOCs during the first and third quarter events.

** Well E1S is only sampled for nitrates.

3.1 MONITORING ACTIVITIES

3.1.1 Water Level Measurements

As part of the routine groundwater monitoring program, static water levels at each well location were initially measured and recorded prior to initializing any well purging or groundwater collection procedures. Depth-to-water measurements (measured to the nearest 0.01 ft.) were obtained using an electronic water level indicator. Measurement results were recorded on field sampling logs and the resulting data were subsequently used to calculate groundwater elevations for each well location.

As part of the second (April) and fourth (October) quarter events, static water levels were measured at all of the 27 water quality monitoring wells sampled. The resulting water table elevation data were used for the semi-annual determination of groundwater flow characteristics.

3.1.2 Sample Collection and Analysis

Groundwater samples were collected each quarter from the monitoring locations depicted on Figure 2. The groundwater monitoring wells were sampled using the low-flow sampling procedure outlined in the SAP/QAP. Each monitoring well is outfitted with a dedicated bladder pump. Purging was completed at flow rates of less than 500 milliliters per min (ml/min) until indicator parameters (pH, temperature, specific conductance, turbidity and dissolved oxygen) stabilized according to the criteria stated in the SAP/QAP. Indicator parameters (except turbidity) were measured with a closed in-line flow-through cell to prevent atmospheric influences. Turbidity measurements were taken using a field-portable turbidity meter. After parameter stabilization, the flow-through cell was disconnected. Samples were collected by filling laboratory-prepared sample bottles directly from the pump discharge line (to prevent cross-contamination). Specific sampling procedures are outlined in the SAP/QAP.

Water supply well samples were collected from the sampling taps situated at each wellhead's surface outlet immediately before the pressure tank and other appurtenances. The tap was allowed to discharge until the pump came on (verifying that the water being sampled came from the well and not a storage or pressure tank) and indicator parameters were allowed to stabilize according to the same criteria used for monitoring well sampling. After indicator parameters stabilized, the flow splitter was removed and samples were collected directly from the sampling tap at flow rates of approximately 500 ml/min. Specific sampling procedures are outlined in the SAP/QAP.

The objective of purging a pumping water supply well is the same as with a monitoring well: to ultimately collect a sample representative of the groundwater in the aquifer rather than water in the well (or plumbing system). However, it should be recognized that data obtained from water supply wells may not be directly comparable to that obtained from the monitoring wells due to the differences in well construction and sampling method. Concentration averaging is also likely to occur from differences in the screen length and pumping rate for the water supply wells. The purpose of this sampling is simply to assess the quality of water at the water supply wells to verify usability of the water. In addition, a water flow meter was installed at non-potable water supply well DOT so that its water production could be recorded each time the location was sampled.

Groundwater samples were packed in coolers containing ice, stored, and transported under chain-of-custody protocols to Test America Laboratories (Test America) in Fife, Washington. Laboratory analytical data results were delivered to SCS Engineers in electronic formats.

The SAP/QAP calls for analyses including:

- Total dissolved solids by SM 2540C
- Chemical oxygen demand (COD) by SM 5220C
- Total organic carbon (TOC) by SM5310B
- Total alkalinity and bicarbonate alkalinity by SM 2320B
- Anions (sulfate and chloride) by method 300.0
- Total nitrate/nitrite and ammonia by methods 300/353.2/350.1
- Metals (arsenic, barium, beryllium, cadmium, chromium, cobalt, copper, nickel, selenium, silver, thallium, vanadium, zinc, manganese, and lead by method 6020A; iron, calcium, magnesium, potassium and sodium by method 6010B)

- Volatile organic compounds (VOCs) by method 8260B/8260SIM (or equivalent)

The SAP/QAP also calls for field Quality Assurance/Quality Control (QA/QC) samples, including collection of one duplicate sample and one field blank each quarter.

3.2 RESULTS

3.2.1 Groundwater Elevations

Groundwater elevations in the Aquifer 1 (shallow aquifer) during 2019 ranged between 63.96 (NE1S in October) to 85.41 (W1S in April) feet above mean sea level (msl). Aquifer 2 (deep aquifer) groundwater elevations recorded over the same period ranged from 47.72 (E10D in April) to 59.67 (S11D in April and October) feet above msl. Groundwater elevations at the CSWF do not appear to show strong seasonal fluctuations in response to changes in precipitation recharge. Depth-to-water measurements and calculated groundwater level elevations from the CSWF monitoring wells completed in Aquifer 1 and Aquifer 2 are presented in Tables 1A and 1B, respectively. Hydrographs of the CSWF groundwater elevations are provided for Aquifer 1 and Aquifer 2 on Figures 3 and 4, respectively.

As illustrated on Figures 3 and 4, groundwater elevations at the CSWF have been gradually rising in most of the Aquifer 1 and Aquifer 2 wells over the past five years. Barring a few anomalous elevation values (likely due to inaccurate field measurement), the majority of the observed 5-year increasing elevation trends remain within a 0.5 to 3 feet range depending on well location.

Groundwater surface elevation maps were prepared (refer to Figures 5A/B and 6A/B) for Aquifer 1 and Aquifer 2. These figures display the potentiometric surfaces and groundwater flow directions observed during April and October 2019. Little change was noted in groundwater flow direction over the course of the 2019 compliance period.

The groundwater elevation surface maps for Aquifer 1 (Figures 5A and 6A) depict a generally easterly flow direction. The average hydraulic gradient for Aquifer 1 was generally consistent throughout the reporting year. The calculated gradients for Aquifer 1 during April and October 2019 were 0.0141 and 0.0140 feet/feet, respectively. Assuming an effective porosity of 25 percent and an average hydraulic conductivity of 22.0 feet/day (as determined from grain size analysis of the sandy soils found in the screened intervals of wells NE1S, S10S, and SE1S), the groundwater flow velocity calculated for Aquifer 1 during 2019 averaged 1.24 feet/day.

The groundwater elevation surface maps for Aquifer 2 (Figures 5B and 6B) depict a flow direction to the north-northeast. Hydraulic gradients calculated for Aquifer 2 during April and October 2019 averaged 0.0040 feet/feet. Assuming an effective porosity of 33 percent and an average hydraulic conductivity of 9.40 feet/day (determined from grain size analysis of the sandy soils found in the screened intervals of landfill wells NE1D, N5D, and S11D), the average groundwater flow velocity during 2019 in Aquifer 2 was calculated to be 0.114 feet/day.

Water supply well water levels were not measured and are not reported because water levels cannot be guaranteed to be representative of static conditions (due to unknown pumping schedules). The water meter installed at pumping well DOT indicated that 7,102 gallons of non-potable water (mostly used for road application or fire fighting) had been pumped from this well between November 2018 and October 2019.

3.2.2 Water Quality

Measurement of field parameters and results from laboratory analyses for general chemistry and metals for 2019 are presented in Tables 2A through 2C. Results from laboratory analyses for VOCs are presented in Tables 3A through 3C. A summary of VOC detections is also provided in Table 4. Field documentation for the 2019 groundwater monitoring events is presented in Appendix A.

3.2.2.1 Field Parameters

Field parameters were recorded during the monitoring events and documented on field forms (included in Appendix A). A summary of field parameter results for Aquifer 1, Aquifer 2 and the water supply wells is provided by Tables 2A, 2B and 2C, respectively. The range of monitored field parameters recorded at the CSWF over the reporting year is presented below in Exhibit 3, along with a brief assessment of these 2019 results.

Exhibit 3. 2019 Range of Field Parameters

Field Parameter	Range of Measurements	Notes
Dissolved Oxygen (DO)	0.25 to 8.19 mg/L	Anaerobic conditions were observed in the majority of CSWF wells, and at similar ranges as reported during past monitoring years. Aquifer 1 reported the greatest range in DO, ranging between 0.25 to 8.19 mg/L. Aquifer 2 and the water supply wells generally reported lower (<4 mg/L) DO levels.
Oxidation-Reduction Potential (ORP)	-127.3 to 326.7 mV	ORP values varied widely across the site in Aquifer 1, Aquifer 2 and the water supply wells. Negative ORP levels were more prevalent at downgradient and cross-gradient well locations.
pH	6.6 to 8.1 SU	pH values are similar to past monitoring years with the majority of Aquifer 1, Aquifer 2 and the water supply samples reporting levels between 6.8 to 7.8 standard units (SU).
Specific Conductance (SC)	511 to 1885 μ S/cm	Aquifer 1 and Aquifer 2 wells reported generally similar SC measurements ranging between 839 to 1,826 μ S/cm and 511 to 1,885 μ S/cm, respectively. Water supply wells reported a narrower SC range between 719 to 897 μ S/cm. Higher SC was generally observed at the near refuse well locations.
Temperature	8.5 to 15.3 $^{\circ}$ C	Varies seasonally at all well locations, and appears to largely represent ambient air temperatures during sample collection.
Turbidity	0.0 to 12.6 NTU	Generally low across the site with slightly higher levels being observed in most site wells during the dry season events. The 12.6 NTU detection reported for E4D during the July event was an isolated "high level" outlier.

Field parameters recorded over the 2019 reporting year remained within the typical ranges, similar to those reported in previous monitoring years.

3.2.2.2 General Chemistry

The general chemistry analytical results for the 2019 monitoring period are also summarized in Tables 2A through 2C. The range of monitored general chemistry parameters recorded at the CSWF over the reporting year is presented below in Exhibit 4, along with a brief assessment of the 2019 results.

Exhibit 4. 2019 Range of General Chemistry Parameters

Parameter	Range of Measurements	Notes
Total Alkalinity	180 to 820 mg/L	Total Alkalinity at the CSWF is principally composed of bicarbonate (HCO ₃). Aquifer 1 alkalinity ranged from 310 to 830 mg/L, while Aquifer 2 alkalinity ranged from 180 to 820 mg/L. The water supply wells reported a narrower alkalinity range of 280 to 320 mg/L. The highest values were observed in E1D, E2D and E7D
Ammonia	<0.1 to 10.0 mg/L	Only detected once at three Aquifer 2 well locations over the 2019 reporting period, including 10 mg/L at E5D during January, and at E8D (0.14 mg/L) and S11D (0.11 mg/L) during October.
Calcium	31 to 260 mg/L	A similar range of calcium detections were observed in the Aquifer 1 and Aquifer 2 wells, while the water supply wells reported lower (64 to 86 mg/L) calcium results. Higher concentrations observed in Aquifer 1 (E1D and E4S) and Aquifer 2 (E2D and E7D) wells proximal to the waste cells.
Chemical Oxygen Demand (COD)	<10 to 260 mg/L	COD was typically <10 mg/L in the majority of CSWF wells, with no detections reported in the Aquifer 1 wells during 2019. Aquifer 2 well E7D consistently reported COD (between 36 and 55 mg/L). COD was sporadically detected in Aquifer 2 (E6D, E8D, E9D and N2D) and water supply (DNR and WR1) wells.
Chloride	14 to 130 mg/L	Aquifer 2 reported the greatest range of chloride detections ranging between 14 and 130 mg/L. The highest levels were reported in Aquifer 2 wells N1D, N5D and S11D. Aquifer 1 chloride levels ranged from 20 to 77 mg/L. Water supply wells reported chloride concentrations ranging from 23 to 68 mg/L. The 250 mg/L groundwater quality criterion for chloride was not exceeded during the 2019 compliance year.
Fluoride	<0.2 to 0.58 mg/L	Low fluoride levels were detected once in three CSWF wells over the compliance year, including Aquifer 2 wells E8D and E9D (both during July) and water supply well DNR (during January).
Magnesium	27 to 130 mg/L	Higher concentrations were generally observed in wells situated near refuse, including Aquifer 1 wells E1D and N2S and Aquifer 2 wells E2D, E7D and N1D. The water supply wells reported lower magnesium concentrations ranging between 41 to 51 mg/L.
Potassium	5.4 to 16 mg/L	Potassium was detected at low concentrations in all of the 2019 groundwater samples. Similar ranges were reported in Aquifer 1 (5.6 to 10 mg/L) and Aquifer 2 (5.6 to 16 mg/L) Water supply wells generally reported the lowest potassium levels (5.4 to 6.7 mg/L).
Sodium	17 to 51 mg/L	Sodium levels were consistently low across the CSWF, with Aquifer 1 (19 to 49 mg/L) and Aquifer 2 (17 to 51 mg/L) reporting a similar range of sodium concentrations. Sodium levels in the water supply wells were lower ranged and between 25 and 34 mg/L.
Sulfate	13 to 190 mg/L	Higher sulfate concentrations were generally observed in wells situated near refuse, including Aquifer 1 wells E1D and Aquifer 2 wells E7D and N1D. Aquifer 1 well S10S also reported relatively high sulfate levels. Water supply wells reported sulfate concentrations ranging between 23 and 56 mg/L. The 250 mg/L groundwater quality criterion for sulfate was not exceeded during the 2019 compliance year.

Total Dissolved Solids (TDS)	210 to 1200 mg/L	Total dissolved solids (TDS) was reported at concentrations ranging between 210 (E9D in January) and 1,200 mg/L (E7D in July and October) over the compliance period. Aquifer 1 and Aquifer 2 wells reported generally similar TDS ranges (450 to 1,000 mg/L and 210 to 1,200 mg/L, respectively). Water supply wells reported lower TDS concentrations, ranging between 290 and 520 mg/L.
Nitrate/Nitrite	0.15 to 31 mg/L	Nitrate/Nitrite detections showed the greatest variation in the Aquifer 1 wells, ranging from 0.18 to 31.0 mg/L. As noted in previous years, this parameter was most elevated in S10S (31 mg/L in October), but routinely exceeded 5 mg/L in six of the remaining Aquifer 1 wells. The 10 mg/L groundwater quality criterion was only exceeded in Aquifer 1 wells S10S and E1S over the reporting year. However, since S10S and E1S are situated generally cross-gradient from the landfill the latter nitrate/nitrite detections are suspected to be related to non-landfill sources.
Total Organic Carbon (TOC)	1.0 to 17 mg/L	TOC concentrations ranged from 1.1 to 2.4 mg/L in the Aquifer 1 wells during the compliance year. Aquifer 2 reported TOC levels ranging between 1.0 to 17 mg/L, while the water supply wells reported TOC concentrations ranging from 1.1 to 1.8 mg/L. The highest TOC results (14 to 17 mg/L) were routinely observed in Aquifer 2 well E7D.

General chemistry parameters detected over the current compliance year remained within the typical ranges, similar to those reported in previous monitoring years.

3.2.2.3 Metals

Metals results for the 2019 reporting year are summarized below. A total of eight metals, including antimony, beryllium, cadmium, copper, lead, selenium, silver, and thallium, were either not detected or only sporadically reported above their respective laboratory reporting limits. Accordingly, these eight metals have been excluded from the discussion below. The range of total metal detections reported at the CSWF over the compliance year is presented below in Exhibit 5, along with a brief assessment of the 2019 results.

Exhibit 5. 2019 Range of Total Metals Parameters

Total Metal	Range of Measurements	Notes
Arsenic	0.0012 to 0.022 mg/L	Aquifer 1 arsenic concentrations varied from 0.0012 to 0.0063 mg/L. Aquifer 2 arsenic levels ranged between 0.0012 and 0.022 mg/L. The water supply wells reported arsenic concentrations ranging between 0.0031 and 0.0078 mg/L. The highest arsenic results were routinely observed at Aquifer 2 well E9D.
Barium	0.016 to 0.10 mg/L	Low concentrations observed in all site wells. Aquifer 1 and water supply wells reported a similar range of barium concentrations (0.028 to 0.056 mg/L and 0.019 to 0.026 mg/L, respectively). Aquifer 2 reported slightly higher barium levels ranging between 0.016 and 0.10 mg/L. No site-wide or seasonal trends are observed.
Chromium	<0.0004 to 0.010 mg/L	Aquifer 1 chromium detections showed the greatest variation, ranging between 0.00059 and 0.010 mg/L. Chromium detections in Aquifer 2 wells varied between 0.0004 and 0.0014 mg/L. The water supply wells reported chromium detections ranging from 0.0014 to 0.0063 mg/L.

Cobalt	<0.0004 to 0.0031 mg/L	Cobalt was reported in two Aquifer 1 wells (E1D and E2S) at concentrations ranging from 0.00084 to 0.001 mg/L. Aquifer 2 well E7D reported cobalt results ranging between 0.0024 and 0.0031 mg/L during the reporting year. Cobalt was not detected in any of the water supply wells.
Iron	<0.30 to 2.2 mg/L	Iron was reported in excess of the 0.3 mg/L groundwater quality criterion at least once in five Aquifer 2 wells (E5D, E6D, E8D, E10D and N1D) and one water supply well (DOT) during the compliance year. Iron was not detected in any of the Aquifer 1 wells during 2019.
Manganese	<0.02 to 0.74 mg/L	Aquifer 1 wells reported manganese concentrations varying between 0.024 and 0.47 mg/L. Aquifer 2 manganese levels ranged from 0.031 to 0.74 mg/L. Water supply well DOT reported manganese at 0.17 and 0.16 mg/L during the April and October events, respectively. The highest manganese levels were reported in Aquifer 2 well E7D.
Nickel	<0.003 to 0.026 mg/L	Nickel detections in the Aquifer 1 wells varied between 0.0043 to 0.0068 mg/L. Aquifer 2 nickel detections showed the greatest variation, ranging between 0.0047 to 0.026 mg/L. Nickel was not detected in any of the water supply wells during the reporting period.
Vanadium	<0.004 to 0.014 mg/L	Vanadium was detected at low concentrations in seven Aquifer 1 wells at concentrations ranging between 0.0041 and 0.011 mg/L. Sporadic vanadium detections ranging from 0.0040 to 0.014 mg/L were observed in seven Aquifer 2 wells. Water supply wells DNR and DOT reported vanadium at concentrations ranging between 0.0053 and 0.0077 mg/L.
Zinc	<0.007 to 0.10 mg/L	Zinc was reported once during the compliance year in Aquifer 2 wells N1D (0.0073 mg/L) and S11S (0.016 mg/L). Zinc was not reported in any of the Aquifer 1 wells. All of the water supply wells reported zinc detections ranging between 0.0088 to 0.10 mg/L. The highest zinc result was reported in water supply well DOT during October.

The total metals results observed at the CSWF during 2019 compliance period remained within typical ranges, similar to those reported in previous monitoring years.

3.2.2.4 Volatile Organic Compounds

Tables 3A through 3C present the volatile organic compound results obtained over the reporting period. Table 6 summarizes the VOCs that were detected during 2019 in the routinely monitored groundwater wells. Four VOCs were detected in groundwater samples collected from the CSWF monitoring wells during 2019. The range of VOC detections reported at the CSWF over the compliance year is presented below in Exhibit 6, along with a brief assessment of the 2019 results.

Exhibit 6. 2019 Range of Volatile Organic Compounds

Field Parameter	Range of Measurements	Notes
1,1,1-Trichloroethane	0.34 to 0.88 µg/L	1,1,1-Trichloroethane was detected in two Aquifer 1 wells (N2S and S10S at concentrations ranging between 0.43 and 0.56 µg/L) and two Aquifer 2 wells (E2D and E7D at concentrations ranging between 0.34 and 0.88 µg/L).
1,1-Dichloroethane	0.51 to 3.7 µg/L	1,1-Dichloroethane was detected in two monitoring wells during the reporting year (Aquifer 1 well N2S at concentrations ranging between 0.51 and 0.59 µg/L) and Aquifer 2 well E7D at concentrations ranging between 2.5 and 3.7 µg/L).

Trichlorofluoromethane	0.52 to 100 µg/L	Trichlorofluoromethane was detected at seven locations during 2019, including four Aquifer 1 wells (E2S, N2S, N3S, and S10S) and three Aquifer 2 wells (E2D, E7D and N2D). Aquifer 1 concentrations ranged between 1.0 and 6.1 µg/L, while Aquifer 2 levels ranged between 0.52 and 100 µg/L. The most elevated trichlorofluoromethane levels occurred in downgradient well E7D (ranging from 51 to 100 µg/L).
Vinyl Chloride	0.031 to 28 µg/L	Vinyl chloride was detected at least once in four Aquifer 1 wells (E1D, E2S, E4S and N2S) and three Aquifer 2 wells (E2D, E6D and E7D) during the reporting period. The majority of these wells are located within or immediately adjacent to the disposal areas. The most elevated vinyl chloride levels were detected in wells E2D (ranging from 26 to 28 µg/L) and E7D (ranging from 2.2 to 4.1 µg/L).

The remaining Aquifer 1 or Aquifer 2 monitoring wells downgradient of the former disposal areas, including the two downgradient Aquifer 2 “sentinel wells” (E9D and E10D) situated near the downgradient facility border, did not report any VOC detections during the 2019 compliance period. In addition, VOCs were not detected in any of the water supply wells monitored during the reporting period. Consistent with previous results, the majority of the VOC detections occurred in wells that are located within or immediately adjacent to the disposal areas.

3.2.2.5 Groundwater Data QA/QC

All analytical data reported by the primary testing laboratory (Eurofins/TestAmerica, Fife, WA) during 2019 was subjected to QA/QC evaluations. The QA/QC evaluations were performed as outlined in the SAP/QAP, and included the collection and analysis of field duplicates and trip blanks. The QA/QC evaluation also provided for a detailed review of the laboratory data, including sample handling, holding times, and laboratory performance analyses including duplicates, blanks, matrix spikes, matrix spike duplicates and surrogate recoveries. Data quality issues were not identified in the majority of the analytical data sets reported during the current compliance period. Anomalies that were noted during 2019 include:

- For the first quarter data set, six samples were received by the laboratory outside the EPA method 300 holding time (48 hours) for nitrate. As a result, these six samples were analyzed for nitrate using EPA method 353.2.
- The second quarter EPA method 8260 analysis of sample E2D reported an anomalous non-detect (<0.02 µg/L) for vinyl chloride. Given that this parameter ranged between 26 and 28 µg/L during the remaining three 2019 quarters, this result was flagged as suspect. Follow-up checks with Eurofins/TestAmerica did not identify any analytical or sample tagging errors, so the source of this anomalous second quarter result remains unclear. As noted in the second quarter 2019 monitoring report, the April 2019 non-detect result for vinyl chloride is considered to be in error, and has been removed from the facility’s groundwater results database.

Data flags have been appended to the 2019 testing results as appropriate. Excepting the April 2019 vinyl chloride results for well E2D, all the data were determined to be acceptable for the intended purposes. Appendix B contains the data validation reports and the laboratory data packages for the reporting year.

3.2.3 Groundwater Quality Criteria Comparison

All analytical results were compared to the water quality criteria for groundwaters of the state of Washington (Chapter 173-200 WAC) and to Federal primary and secondary MCLs. A summary of WAC 173-200 criteria and Federal MCL exceedances for the 2019 reporting year can be found on Table 5. Water quality criteria for eight analytes were exceeded during the compliance period as shown below in Exhibit 7.

Exhibit 7. 2019 Groundwater Exceedances

Parameter	WAC 173-200 Groundwater Standard	Notes
Specific Conductance	700 μ S/cm*	The WAC 173-200 and secondary drinking water standards for specific conductance were routinely exceeded in nine Aquifer 1 wells, nine Aquifer 2 wells and all three water supply wells.
Total Dissolved Solids (TDS)	500 mg/L*	The WAC 173-200 and secondary drinking water standards for TDS were exceeded in six Aquifer 1 wells, seven Aquifer 2 wells, and water supply wells DNR and WR1. While some of the reported exceedances are likely due to effects from past waste disposal activities, many of the exceedances are thought to be due to natural water quality. Wells in central Island County routinely report TDS levels on the order of 500-800 mg/L.
Nitrate	10 mg/L**	The WAC 173-200 and primary drinking water standards for nitrate were routinely exceeded in Aquifer 1 wells E1S and S10S. Given the generally cross-gradient locations of these wells, these nitrate exceedances do not appear to be directly attributable to the CSWF waste disposal cells.
Arsenic	0.00005 mg/L**	The WAC 173-200 groundwater quality criterion for arsenic was exceeded in the majority of CSWF groundwater monitoring and water supply wells. The primary MCL of 0.01 mg/L was also exceeded in each of the samples collected from Aquifer 2 wells E4D and E9D. The source of the elevated arsenic detections reported in downgradient well E9D remains unclear. However, given the significantly lower arsenic levels observed around and immediately downgradient of the CSWF waste cells, this detection does not appear to be related to the landfill.
Iron	0.3 mg/L*	The WAC 173-200 and secondary drinking water standards for iron were exceeded at least once in six Aquifer 2 wells and water supply well DOT. It should be noted that the water supply wells are not constructed to be environmental monitoring wells, and are prone to produce higher turbidity samples, which are considered to provide less representative groundwater results.
Manganese	0.05 mg/L*	The WAC 173-200 and secondary drinking water standards for manganese were exceeded in 16 wells, including three Aquifer 1 wells, 12 Aquifer 2 wells and water supply well DOT.
1,1-Dichloroethane	1.0 μ g/L	The WAC 173-200 standard for 1,1-dichloroethane was exceeded in Aquifer 2 well E7D for each 2019 monitoring event.

Vinyl Chloride	0.02 µg/L	The WAC 173-200 groundwater criterion for vinyl chloride was exceeded in seven CSWF wells, including: four Aquifer 1 wells (E1D, E2S, E4S and N2S) and three Aquifer 2 wells (E2D, E6D and E7D). Concentrations in Aquifer 2 wells E2D and E7D also exceeded the primary MCL of 2 µg/L. Vinyl chloride was not detected in any of the water supply wells during 2019.
----------------	-----------	---

* Secondary MCL for this parameter is equal to the WAC 173-200 standard.

** Primary MCL for arsenic is 0.01 mg/L.

Groundwater quality exceedances observed at CSWF during 2019 compliance period were generally similar in to those reported in previous monitoring years.

3.3 EVALUATION OF GROUNDWATER QUALITY

3.3.1 Spatial Distribution

The 2019 groundwater analytical and field parameter data reflect the continuing influence of past waste disposal activities on groundwater quality at the CSWF. As previously reported, wells within or immediately adjacent to the disposal area continue to report elevated concentrations relative to background conditions for the following parameters of interest:

- specific conductivity
- total dissolved solids
- nitrate/nitrite
- sulfate
- arsenic
- iron
- manganese
- vinyl chloride

These elevated parameter concentrations typically occur immediately adjacent to the unlined waste disposal cells (either due to leaching from the landfill, LFG, or simply mobilization due the landfill's presence). As previously reported for this site, the migration of these contaminants appears to be attenuating beneath the facility, as evidenced by the reduced concentrations of target analytes at monitoring wells located 400 to 750 feet downgradient of the disposal areas. The results confirm that site contaminants remain confined to the County property.

Groundwater quality impacts are generally more pronounced in the shallow aquifer wells than in the deep aquifer wells. The primary exception to this statement is found in deep aquifer wells E2D and E7D, which contain elevated concentrations of vinyl chloride among other constituents. However, it is noteworthy that vinyl chloride levels in these same wells appear to be gradually declining when compared to past year's results. In addition, groundwater samples collected from downgradient "sentinel" wells E9D and E10D have never detected the presence of vinyl chloride.

3.3.2 Temporal Trends

A statistical analysis of parameters exceeding groundwater quality criteria (specific conductivity, total nitrate/nitrite, sulfate, TDS, arsenic, iron, manganese, and vinyl chloride) was performed for both short (most recent two years) and long (all available data) term data trends. A summary of statistical parameters and the Mann-Kendall Trend analysis for these eight parameters can be found in Table 6. In addition, time series diagrams (covering the last 5-years) for additional selected parameters of interest are provided in Appendix C. These analyses were performed using AquaChem (ver. 2014.1) software and modules of Microsoft Excel (ver. 2016).

As noted in past monitoring reports, both increasing and decreasing long-term trends have been documented for these parameters throughout the CSWF. However, fewer short-term statistically significant trends are observed for the same Aquifer 1, Aquifer 2 and the water supply (WS) wells, as summarized below in Exhibit 8. These trends remain largely unchanged from last year.

Exhibit 8. Summary of Short-Term (2018-2019) Concentration Trends

Parameter	Aquifer Type	Wells with Increasing Trends	Wells with Decreasing Trends
Specific Conductance	1	None	None
	2	None	E2D
	WS	None	None
Nitrate/Nitrite, total	1	None	None
	2	None	None
	WS	None	None
Sulfate	1	None	None
	2	E5D, E7D	E6D
	WS	None	None
TDS	1	None	None
	2	None	None
	WS	None	None
Arsenic	1	None	None
	2	E8D, E10D	None
	WS	None	None
Iron	1	None	None
	2	E6D	None
	WS	None	None
Manganese	1	None	None
	2	None	None
	WS	None	None
Vinyl chloride (not detected in WS wells)	1	None	None
	2	None	None

These short-term (2 year) trends are also discernable in the 5-year time (2014-2018) series diagrams (C1 through C34) attached to Appendix C. As illustrated by these time-series charts, few of the observed short term increasing trends show large concentration changes.

3.3.3 Groundwater Geochemistry

The geochemical character of the groundwater samples collected from Aquifer 1, Aquifer 2 and the water supply wells during the semi-annual (April and October) 2019 monitoring events was evaluated using the Piper diagrams and cation/anion balance tables attached to Appendix C. As shown on the Piper diagrams, the water samples obtained from Aquifer 1, Aquifer 2 and water supply wells typically exhibit similar geochemical signatures. As noted for past reporting years, these diagrams indicate that the dominant anion in the groundwater samples continues to be bicarbonate, while the cations are dominated by calcium and magnesium.

Groundwater cation/anion balance calculations were also used to assess the geochemical character of the water samples. Ideally, after the major anions and cations present in a sample are determined, the sum of the positive cations (in milliequivalents per liter [meq/L]) should approximately equal the sum of the negative anions (Hem 1986). All natural waters should be electroneutral; however, differences can arise between dissolved cations and anions in groundwater as measured by an analytical laboratory due to a number of factors including: presence of colloidal fractions, systematic error in preparation and analysis of samples, malfunction of/poorly calibrated equipment, major species omitted from analysis, the presence of unusually high concentrations of cations/anions, and not all ions present in water are included in the balance calculation. Due to these potential issues, differences in the ion balance can be difficult to assess for imbalances due to groundwater impacts.

The range of the sum of ions and balance of ions observed at the CSWF during the 2019 compliance period typically reported relative percent differences (RPD) less than (+/-) ten percent. Positive values indicate that the sum of the cations is greater than the sum of the anions. For the current reporting period, only two groundwater well locations (E5D and S11D) reported RPDs outside (+/-) ten percent. Well E5D reported a RPD of 11.6 percent in October, while well S11S reported RPDs of 10.12 and 12.96 in April and October, respectively.

A larger positive RPDs calculated for these two wells appears to be related to comparatively elevated calcium and magnesium levels, and relatively lower anions levels (primarily sulfate and nitrate) in the water samples obtained from these locations. Ion balances outside a ten percent RPD threshold may be due to possible errors associated with analytical limitations in the measurements (as previously discussed) or potential low level impact from human activities at the site.

4.0 LANDFILL GAS

A LFG migration control system, consisting of a perimeter air injection system (along the south, east, and west edge of the property) and a perimeter probe monitoring network was installed at the landfill in 1988 (Figure 7). The original gas migration control system was deactivated in May 2005, coincident with the activation of the existing LFG extraction wells (described below).

Currently, the County MSW and CDL landfills employ active gas collection and control measures which consist of a LFG extraction system and an SVE system as shown on Figures 8 and 9. A cross sectional view of these systems is shown on Figure 10. Each of these systems includes a series of extraction wells and a gas conveyance system. The LFG system also employs treatment through combustion in a flare. In early 2005, system upgrades included the addition of SVE wells, LFG extraction wells, replacement plumbing components, a new gas conveyance system, replacement of a condensate sump, and an upgraded flare control. An additional SVE well (VGW-9) was installed in 2008. New LFG extraction wellheads were placed on all of the vertical and horizontal extraction wells during 2014. The upgraded wellheads allowed for better flow adjustment control and accurate flow measurement during low flow conditions. New high efficiency blowers were installed for both the LFG system and the SVE system in 2015.

Both the LFG and SVE systems operated normally throughout 2019.

4.1 COMPLIANCE MONITORING ACTIVITIES

LFG monitoring is conducted quarterly to provide an assessment of the subsurface landfill gas conditions at the site and to confirm compliance with regulatory criteria for subsurface methane concentrations. LFG monitoring procedures are detailed in the *Landfill Gas Monitoring Plan, 2008 Revision, Coupeville Solid Waste Facility*, prepared by SCS (April, 2008). The monitoring program activities involve recording primary LFG (methane, carbon dioxide, and depressed oxygen) concentrations and relative soil pressures, if applicable.

The LFG probes that are currently monitored include:

- Perimeter Probes (10 total)
- Building Probes (7 total)
- On-site structures - Scale House (2 locations)

LFG probe and structure monitoring locations are illustrated on Figure 7. Note that many of the probe locations include a shallow and deep probe (S and D designations, respectively). In addition, the animal shelter building immediately south of the landfill was demolished in 2017. As a result, this former structure is no longer included as part of the building LFG monitoring program.

4.1.1 Field Procedures

LFG probes were monitored in the field using a single, portable, multi-gas analyzer. The portable gas analyzer measures methane and carbon dioxide with a dual wavelength infrared cell with a reference channel. Oxygen is measured with an electro-chemical cell and the pressure is measured with a transducer. The gas analyzer was calibrated prior to, and after, each monitoring event. Field monitoring was conducted in accordance with Section 4 of the Landfill Gas Monitoring Plan. Field

activities were documented in the field logs. Both field and calibration logs are included in Appendix A.

General weather conditions were noted during and preceding each monitoring event. Atmospheric pressure fluctuations can influence LFG concentration and pressure in the probes. Higher LFG concentrations are typically observed at the end of significantly falling barometric pressure trend. To assist with interpreting these data, barometric pressure trends were noted prior to and during each LFG monitoring event. Barometric pressure trends recorded over the course of the 2019 sampling events are included in Appendix D.

4.2 RESULTS

The following results are organized by LFG monitoring location. Due to instrument limitations, concentrations of methane and/or carbon dioxide less than (<) 0.3 percent by volume are not considered significant given the sensitivity of the field instrument at low concentrations. The LFG monitoring results for 2019 are presented in Table 7.

4.2.1 Landfill Gas Probes

The probe results represent stabilized sampling conditions after purging at least one probe casing volume. Both stabilized readings and short-term readings of elevated pressures (“spikes”) at a probe may indicate the potential presence of LFG within the landfill.

Detectable methane concentrations (>0.3 percent by volume) were recorded in two LFG probe locations (GP-30 and GP-S6D) during 2019. The GP-30 location consist of a series of five probes which are completed within refuse and are where elevated methane concentrations are expected and have been historically observed. Methane concentrations in these probes ranged widely, from 5.2 to 49.4 percent by volume in 2019. The GP-S6D probe (situated near the waste cell just north of the former location of the animal shelter) reported a single methane detection (2.5 percent by volume) in February 2019. Methane was not observed in any of the GP-S6 probes during the remainder of the compliance year.

Carbon dioxide was reported during 2019 in all LFG probes, ranging from less than 0.3 to 21.7 percent by volume. Depressed oxygen concentrations were recorded during the reporting period in all of the LFG probes at values ranging between 0.0 and 20.2 percent by volume. Six subsurface probes (GP-S6S, GP-S6D, GP-2058, GP-2098, GP-2478 and GP-2598) reported oxygen concentrations above 20.3 during the July monitoring event. One additional probe (GP-13S) also reported an oxygen concentration above 20.3 during the February monitoring event. Representative relative (static) pressure measured in the perimeter LFG probes during 2019 ranged from -0.11 to +0.28 inches of water.

4.2.2 Structures – Scale House

Methane was not detected in the scale house/office during the 2019 monitoring events. Carbon dioxide was detected above 0.3 percent by volume (between 0.4 and 1.1 percent by volume) at the scale house/office over the same period. Oxygen levels were observed to range between 19.8 and 20.9 percent by volume in this structure during 2019.

4.3 LANDFILL GAS EVALUATION

LFG production at the CSWF likely reached its peak between 1 and 3 years after waste disposal ceased (1978 for the Town of Coupeville Landfill, 1991 for the County MSW Landfill, and 2001 for the County CDL Landfill). Gas production is expected to be continuously declining due to the nature of the waste decomposition processes.

The dominant mechanism for LFG movement in the subsurface soils surrounding the CSWF is diffusion (movement from a high concentration to low concentration) due to the age of the waste and very low gas production. This method of LFG movement is much less pronounced as opposed to convective driven LFG movement (movement from high pressure to low pressure), which is predominant during active filling and within 10 years after filling has ceased. For the most part, the slow movement of LFG appears to allow the methane to oxidize before reaching the perimeter monitoring probes.

The 2019 monitoring results indicate that LFG (combined methane and carbon dioxide) remains present in the subsurface soils surrounding the historical disposal areas at relatively low and declining concentrations. Due to the age of waste, very low LFG production, and the method of LFG movement within the surrounding geologic formation (sandy/gravelly soils), methane is generally not observed at the compliance monitoring locations.

5.0 CONTAMINANT SOURCE CONTROL MEASURES

Contaminant source control systems operating at the CSWF include stormwater collection from the waste disposal areas, LFG extraction from the waste mass, and soil vapor extraction in the vadose soils beneath the landfill. The systems operated normally throughout 2019.

5.1 OPERATIONAL ACTIVITIES

5.1.1 Landfill Gas and Soil Vapor Extraction

Routine operations began at the upgraded LFG extraction system and SVE system on November 22, 2005 when the automated timers were installed for both the LFG and SVE systems. Blower motor hours for each system are manually recorded to track the operation of each system.

LFG and SVE system operations and monitoring activities consisted of obtaining field measurements of primary gas composition, gas temperature, well pressure (vacuum), system pressure, and flow from each of the LFG extraction wells, SVE wells, and blower inlets for each system. Monitoring is conducted approximately every 45 days. Adjustments are made as necessary to maintain anaerobic conditions for the LFG extraction wells. Monitoring of these systems is conducted to provide an assessment of the extraction system performance and effects of removing soil vapor from the vadose zone surrounding the disposal areas.

Between November 22, 2005 through December 31, 2019, the LFG extraction system operated an average of 5.9 hours per weekday and the SVE system operated an average of 10.5 hours per weekday, as shown on Table 8. These operational times are intended to balance extraction with the generation of LFG. If extraction exceeds gas generation, oxygen may be pulled into the landfill, which could create a fire hazard. Furthermore, drawing oxygen into the system prevents the LFG treatment system (flare) from operating correctly. Excessive extraction of native soil gas could induce migration of LFG from the waste mass to native soil when LFG is not being actively extracted.

5.1.1.1 Monitoring Activities

Monitoring locations, LFG extraction wells, SVE wells, and blower inlets are shown on Figures 7 through 10. These locations are monitored for primary LFG constituents, gas temperature, well pressure, system pressure and flow. Adjustments to individual well extraction rates are conducted on an as needed basis to maintain anaerobic conditions.

The monitoring locations are designated as follows:

- Vertical LFG Extraction Wells (five locations prefixed by VGW-#)
- Horizontal LFG Extraction Wells (nine locations prefixed by HGW-#)
- Vertical SVE Wells (four locations prefixed by VGW-# NS)
- Blower Inlets (BL-LFG and BL-SV)

General weather conditions were noted during and preceding the monitoring events. As previously noted, atmospheric pressure fluctuations can influence gas concentrations and pressure in gas wells. Barometric pressure trends prior to sampling were recorded from the nearest available weather station (Appendix D).

5.1.2 Stormwater Collection from the Waste Disposal Areas

A stormwater drainage and collection system was installed in 2005 at the interface of the CDL/MSW landfills. The system collects stormwater runoff and water which has infiltrated into the cover soils of the MSW landfill. This water is then pumped into a ditch on the west side of the CDL landfill where it flows to an infiltration pond near the western property boundary. Discharge (in cubic feet) from the stormwater collection system sump (near monitoring well C1S) has been monitored weekly since October 25, 2005 by CSWF personnel, and continued through 2019.

5.2 RESULTS

5.2.1 Landfill Gas Collection from In-Refuse and Native Soil Extraction Points

The performance of the LFG and soil vapor extraction systems is shown on Figure 12. Operating parameter results for each system are summarized on Tables 9 and 10.

The LFG extraction system was operated under a daily intermittent cycle for a total 29,899 hours between November 22, 2005 and December 31, 2019. During this time the system has extracted an estimated 83,430,344 cubic feet of LFG from the refuse mass. The rate of extraction was initially at 120 standard cubic feet per minute (scfm), but has declined to an average of approximately 42.6 scfm during 2019, as extraction rates have converged with gas generation rates. The LFG composition at the blower inlet averaged 45.5 percent methane, 18.5 percent carbon dioxide, and 0.7 percent oxygen during 2019.

The SVE system operated under a daily intermittent cycle for a total 53,499 hours from November 22, 2005 through December 31, 2019. During this time it has extracted an estimated 138,370,875 cubic feet of soil vapor/LFG from the native soil below the disposal areas. The rate of extraction was approximately 60.3 scfm during 2019. The soil vapor/LFG composition at the blower inlet averaged 4.0 percent methane, 14.4 percent carbon dioxide, and 1.9 percent oxygen in 2019.

5.2.2 Stormwater Collection from the Waste Disposal Areas

As shown in Table 8 and Figure 11, over the period between October 25, 2005 and December 31, 2019, a total of 259,062 gallons of stormwater were pumped from the collection system sump and discharged to the infiltration pond west of the disposal areas. A total of 14,496 gallons of stormwater were pumped through the collection system during the 2019 reporting period.

5.3 EVALUATION OF CONTAMINANT SOURCE CONTROL OPERATIONS

5.3.1 Landfill Gas Collection from In-Refuse and Native Soil Extraction Points

The gas control system at the CSWF has been enhanced to provide additional source control of LFG (especially methane) and facilitate the removal of these gases from the vadose zone. Removal of LFG from the vadose zone also provides a measure of source control for groundwater quality. In 2005, additional LFG extraction wells were installed in the MSW and CDL landfills to provide better

extraction coverage throughout the waste mass. In addition, four SVE wells were installed to extract soil vapor/gas from the vadose zone below the MSW and CDL landfills. In late 2005, the system began routine operations on a daily intermittent basis. An additional vertical LFG extraction well was installed at the site in April 2008. A program has been initiated to monitor gas quality and flow and adjust extraction rates and times to optimize both LFG and soil vapor extraction.

The gas flow rate has declined over the operating period to reflect the balancing of the LFG wells in an attempt to achieve extraction at the same rate as gas generation. As this balancing (tuning) continues, source control (to prevent LFG from entering the vadose zone) will continue.

The LFG extraction system is successfully controlling LFG generated within the refuse mass, thereby providing source control of LFG migration to the vadose zone. The success of this system's operations is evident by:

- The volume of LFG removed from the landfill (83,430,344 cubic feet)
- Well coverage/influence over greater volume of refuse mass
- Ability to adjust well extraction rates to match gas generation rates
- The gas composition at the LFG blower inlet averaged 45.5 percent methane, 18.5 percent carbon dioxide, and 0.7 percent oxygen in 2019

Similarly, the SVE system is successfully removing LFG from the vadose zone, and thereby providing an additional measure of source control for groundwater contamination. The success of this system's operations is evident by:

- The volume of soil vapor removed to date (138,370,875 cubic feet)
- The gas composition at the SVE blower inlet averaged 4.0 percent methane, 14.4 percent carbon dioxide, and 1.9 percent oxygen in 2019

5.3.2 Stormwater Collection from Waste Disposal Areas

For every inch of rain that falls at the CSWF, as much as 1,000 gallons of stormwater may be pumped from the collection system sump near monitoring well C1S for discharge to the infiltration pond west of the disposal areas. A total of 14,496 gallons of stormwater was removed during the 2019 reporting period. Before this improvement, this surface runoff and infiltration water flowed into the CDL Landfill.

6.0 CONCLUSIONS

The 2019 groundwater and LFG monitoring results for the CSWF are generally consistent with those reported from previous compliance years. Vinyl chloride remains the primary contaminant of concern in site groundwater. The most elevated vinyl chloride detections are consistently reported in Aquifer 2 monitoring wells E2D and E7D, both of which are situated on the eastern flank of the closed CDL/MSW disposal cells. Low level vinyl chloride exceedances are also reported in several of the Aquifer 1 wells located adjacent the waste disposal cells.

During recent years vinyl chloride has generally been absent in the CSWF wells situated beyond the immediate vicinity of the landfill. Groundwater samples collected from Aquifer 2 “sentinel” wells E9D and E10D, situated hydrologically downgradient of the observed vinyl chloride plume, have never reported detectable levels of VOCs. These observations corroborate the findings of past groundwater assessment and modelling efforts which concluded that VOCs originating from the CSWF disposal cells are naturally attenuating beneath the facility, and that vinyl chloride has not, and will not in the future, migrate beyond County property. Vinyl chloride concentrations observed during 2019 remained stable or were slightly lower in most of the groundwater monitoring wells reporting detections.

LFG monitoring results through 2019 continue to confirm the positive effects of removal of landfill gases from the vadose zone. Based on the estimated volume of LFG in the vadose zone and number of unaffected gas probes, continued operation of the LFG and SVE systems is recommended to remove gases from the vadose zone and achieve a balanced extraction rate for the LFG wells. Current levels of operating, monitoring and system balancing will need to be maintained to ensure the optimum performance of both the LFG and SVE systems, while preventing potential detrimental conditions such as air intrusion and pulling of LFG into the vadose zone.



Tables



Table 1A. Five Year Historical Groundwater Elevations - Aquifer 1
2019 Annual Monitoring Report
Coupeville Solid Waste Facility, Island County, Washington

Location	E1D		E1S		E2S		E4S		N2S		N3S		NE1S		S10S		S11S		W1S	
Reference Elevation (ft. msl)	203.98		204.26		202.72		205.04		203.83		204.87		208.02		205.65		204.99		195.15	
Monitoring Event	DTW	WLE	DTW	WLE	DTW	WLE	DTW	WLE	DTW	WLE	DTW	WLE	DTW	WLE	DTW	WLE	DTW	WLE	DTW	WLE
Q419	136.99	66.99	137.28	66.98	136.74	65.98	140.74	64.30	135.53	68.30	139.03	65.84	144.06	63.96	135.27	70.38	133.79	71.20	109.77	85.38
Q219	137.11	66.87	137.35	66.91	136.81	65.91	140.41	64.63	135.74	68.09	138.59	66.28	143.81	64.21	135.12	70.53	133.89	71.10	109.74	85.41
Q418	137.41	66.57	137.58	66.68	137.47	65.25	140.57	64.47	135.36	68.47	139.23	65.64	143.92	64.10	135.31	70.34	134.03	70.96	109.65	85.5
Q218	137.47	66.51	137.80	66.46	137.48	65.24	140.93	64.11	135.92	67.91	139.78	65.09	144.11	63.91	135.38	70.27	134.24	70.75	109.70	85.45
Q417	137.65	66.33	137.78	66.48	137.53	65.19	141.02	64.02	135.94	67.89	139.90	64.97	144.46	63.56	135.70	69.95	134.52	70.47	109.71	85.44
Q317	137.61	66.37	137.92	66.34	137.39	65.33	140.87	64.17	136.03	67.80	139.38	65.49	144.16	63.86	135.70	69.95	134.41	70.58	109.73	85.42
Q217	137.78	66.20	137.91	66.35	137.44	65.28	140.85	64.19	136.11	67.72	139.48	65.39	--	--	135.73	69.92	134.59	70.40	109.70	85.45
Q117	137.96	66.02	138.26	66.00	137.69	65.03	141.33	63.71	137.21	66.62	140.05	64.82	144.44	63.58	136.00	69.65	134.82	70.17	109.72	85.43
Q416	138.03	65.95	138.19	66.07	137.72	65.00	141.47	63.57	136.65	67.18	139.67	65.20	144.68	63.34	135.96	69.69	134.87	70.12	109.45	85.70
Q316	138.12	65.86	138.38	65.88	137.88	64.84	141.45	63.59	136.90	66.93	140.13	64.74	144.64	63.38	135.94	69.71	134.92	70.07	109.73	85.42
Q216	138.22	65.76	138.52	65.74	138.06	64.66	141.49	63.55	137.50	66.33	140.42	64.45	144.66	63.36	136.04	69.61	135.04	69.95	109.72	85.43
Q116	138.30	65.68	138.58	65.68	138.22	64.50	141.69	63.35	137.75	66.08	140.74	64.13	144.71	63.31	136.14	69.51	135.04	69.95	109.66	85.49
Q415	138.47	65.51	138.72	65.54	138.30	64.42	141.86	63.18	137.00	65.04	140.71	63.12	145.20	62.82	136.41	71.61	135.12	70.53	109.64	85.51
Q315	138.50	65.48	138.76	65.50	138.39	64.33	141.74	63.30	137.60	65.04	140.56	63.27	144.88	63.14	136.19	71.83	135.02	70.63	109.65	85.50
Q215	138.60	65.38	138.89	65.37	138.30	64.42	141.88	63.16	--	--	140.55	63.28	145.00	63.02	136.16	71.86	135.15	70.50	109.52	85.63
Q115	138.53	65.45	138.79	65.47	138.43	64.29	141.87	63.17	--	--	140.80	63.03	147.00	61.02	136.55	71.47	135.30	70.35	109.65	85.50
Q414	138.37	65.61	138.63	65.63	138.47	64.25	142.00	63.04	--	--	140.32	63.51	145.20	62.82	136.56	71.46	135.35	70.30	109.62	85.53
Q314	138.68	65.30	138.93	65.33	138.55	64.17	141.99	63.05	--	--	140.45	63.38	145.10	62.92	136.85	71.17	--	--	109.60	85.55
Q214	138.75	65.23	138.95	65.31	138.61	64.11	142.00	63.04	--	--	140.65	63.18	145.10	62.92	136.72	71.30	135.44	70.21	109.77	85.38
Q114	138.74	65.24	139.00	65.26	138.47	64.25	141.97	63.07	--	--	140.65	63.18	144.44	63.58	136.66	71.36	135.41	70.24	109.65	85.50

Notes:

Monitoring Event code = Q (quarter), 3-digit number: Quarter of Year (1-digit) and Year designation (2-digit).

DTW = Depth to water (feet below the top of casing), WLE = Water level elevation (feet-msl)

-- = No measurement available

Table 1B. Five Year Historical Groundwater Elevations - Aquifer 2
 2019 Annual Monitoring Report
 Coupeville Solid Waste Facility, Island County, Washington

Location	E2D		E3D		E4D		E5D		E6D		E7D		E8D		E9D		E10D		N1D		N2D		N3D		N5D		NE1D		S11D	
Reference Elevation (ft-msl)	202.52		204.13		205.40		198.56		202.97		200.50		203.13		209.75		210.01		191.51		203.48		204.39		204.84		207.82		205.07	
Monitoring Event	DTW	WLE	DTW	WLE	DTW	WLE	DTW	WLE	DTW	WLE	DTW	WLE	DTW	WLE	DTW	WLE	DTW	WLE	DTW	WLE	DTW	WLE	DTW	WLE	DTW	WLE	DTW	WLE	DTW	WLE
Q419	147.05	55.47	149.77	54.36	152.47	52.93	144.06	54.50	147.18	55.79	145.09	55.41	147.88	55.25	160.65	49.10	162.17	47.84	135.32	56.19	147.26	56.22	149.21	55.18	148.57	56.27	157.11	50.71	145.40	59.67
Q319	147.15	55.37	--	--	152.40	53.00	144.11	54.45	147.12	55.85	145.02	54.47	147.82	55.31	160.88	48.87	162.26	47.75	--	--	147.20	56.28	--	--	--	--	--	--	--	--
Q219	147.18	55.34	149.96	54.17	152.46	52.94	144.30	54.26	147.12	55.85	145.03	55.47	147.97	55.16	160.90	48.85	162.29	47.72	135.38	56.13	147.24	56.24	149.21	55.18	148.67	56.17	157.11	50.71	145.40	59.67
Q119	147.14	55.38	--	--	152.39	53.01	144.13	54.43	147.19	55.78	145.06	55.43	147.83	55.30	160.69	49.06	162.01	48.00	--	--	147.24	56.24	--	--	--	--	--	--	--	--
Q418	147.72	54.80	149.97	54.16	152.69	52.71	144.38	54.18	147.71	55.26	145.24	55.26	148.10	55.03	160.92	48.83	162.29	47.72	135.70	55.81	147.56	55.92	149.54	54.85	148.85	55.99	157.52	50.30	145.61	59.46
Q318	147.49	55.03	--	--	153.02	52.38	144.68	53.88	147.48	55.49	145.52	54.98	148.18	54.95	161.50	48.25	162.79	47.22	--	--	147.61	55.87	--	--	--	--	--	--	--	--
Q218	147.82	54.70	150.17	53.96	153.02	52.38	144.59	53.97	147.77	55.20	145.46	55.04	148.24	54.89	161.40	48.35	162.72	47.29	135.88	55.63	147.82	55.66	149.96	54.43	149.15	55.69	157.74	50.08	145.90	59.17
Q118	147.66	54.86	--	--	152.98	52.42	144.69	53.87	147.70	55.27	145.60	54.90	148.31	54.82	161.01	48.74	162.37	47.64	--	--	147.81	55.67	--	--	--	--	--	--	--	--
Q417	148.06	54.46	150.48	53.65	153.38	52.02	--	--	--	--	--	--	--	--	--	--	--	--	136.17	55.34	147.96	55.52	150.21	54.18	149.24	55.60	158.02	49.80	146.26	58.81
Q317	147.86	54.66	150.65	53.48	153.22	52.18	--	--	--	--	--	--	--	--	--	--	--	--	136.00	55.51	147.89	55.59	149.83	54.56	149.42	55.42	157.86	49.96	145.95	59.12
Q217	147.94	54.58	150.29	53.84	152.95	52.45	--	--	--	--	--	--	--	--	--	--	--	--	136.01	55.50	147.95	55.53	149.93	54.46	149.53	55.31	--	--	146.10	58.97
Q117	148.15	54.37	150.85	53.28	153.46	51.94	--	--	--	--	--	--	--	--	--	--	--	--	136.41	55.10	148.36	55.12	150.34	54.05	149.86	54.98	158.07	49.75	146.51	58.56
Q416	148.24	54.28	151.03	53.10	153.69	51.71	--	--	--	--	--	--	--	--	--	--	--	--	136.40	55.11	148.29	55.19	150.23	54.16	149.80	55.04	158.31	49.51	146.56	58.51
Q316	148.45	54.07	151.29	52.84	153.71	51.69	--	--	--	--	--	--	--	--	--	--	--	--	136.62	54.89	148.43	55.05	150.49	53.90	149.99	54.85	158.24	49.58	146.72	58.35
Q216	148.62	53.90	151.31	52.82	153.90	51.50	--	--	--	--	--	--	--	--	--	--	--	--	136.84	54.67	148.68	54.80	150.80	53.59	150.12	54.72	158.44	49.38	146.90	58.17
Q116	148.64	53.88	151.18	52.95	153.84	51.56	--	--	--	--	--	--	--	--	--	--	--	--	136.95	54.56	148.94	54.54	150.87	53.52	150.03	54.81	158.50	49.32	146.91	58.16
Q415	148.75	53.77	151.31	52.82	153.84	51.56	--	--	--	--	--	--	--	--	--	--	--	--	136.94	54.57	148.85	54.63	150.93	53.46	150.44	54.40	158.73	49.09	140.56	64.51
Q315	149.00	53.52	151.38	52.75	153.99	51.41	--	--	--	--	--	--	--	--	--	--	--	--	137.00	54.51	148.82	54.66	150.97	53.42	150.29	54.55	158.52	49.30	147.05	58.02
Q215	148.95	53.57	151.51	52.62	154.10	51.30	--	--	--	--	--	--	--	--	--	--	--	--	137.17	54.34	149.01	54.47	151.00	53.39	150.08	54.76	158.62	49.20	147.00	58.07
Q115	148.90	53.62	151.46	52.67	154.12	51.28	--	--	--	--	--	--	--	--	--	--	--	--	137.00	54.51	149.09	54.39	151.17	53.22	150.65	54.19	158.70	49.12	147.30	57.77
Q414	149.00	53.52	151.39	52.74	154.28	51.12	--	--	--	--	--	--	--	--	--	--	--	--	137.29	54.22	149.14	54.34	150.96	53.43	150.25	54.59	158.75	49.07	147.15	57.92
Q314	149.10	53.42	151.78	52.35	154.48	50.92	--	--	--	--	--	--	--	--	--	--	--	--	132.35	59.16	149.20	54.28	151.24	53.15	150.66	54.18	158.90	48.92	147.42	57.65
Q214	149.20	53.32	151.70	52.43	154.24	51.16	--	--	--	--	--	--	--	--	--	--	--	--	137.35	54.16	149.25	54.23	151.20	53.19	150.62	54.22	158.88	48.94	147.38	57.69
Q114	149.05	53.47	151.70	52.43	154.33	51.07	--	--	--	--	--	--	--	--	--	--	--	--	137.41	54.10	149.23	54.25	151.27	53.12	150.76	54.08	159.00	48.82	147.36	57.71

Notes:
 Monitoring Event Code = Q (quarter), 3-digit number: Quarter of the year (1-digit) and Year designation (2-digit).
 DTW = Depth to Water (feet below the top of casing), WLE = Water level elevation (feet-msl)
 Only 2018 and 2019 data listed for wells E5D, E6D, E7D, E8D, E9D, and E10D due to these wells being explicitly included in the 2018 revised Sampling and Analysis Plan
 -- = No measurement available
Bold measurements are not used in historic groundwater evaluation due to anomolous results (i.e., suspected field measurement anomaly)

Table 2A. Field Parameter, General Chemistry, and Inorganic Results - Aquifer 1
 2019 Annual Monitoring Report
 Coupeville Solid Waste Facility, Island County, Washington

Parameter	Location Units	E1D		E1S		E2S		E4S		N2S		N3S		NE1S		S10S		S11S	
		19Q2	19Q4	19Q2	19Q4	19Q2	19Q4	19Q2	19Q4	19Q2	19Q4	19Q2	19Q4	19Q2	19Q4	19Q2	19Q4	19Q2	19Q4
Field Measurements																			
Dissolved Oxygen	mg/L	1.37	0.85	8.19	7.36	2.20	0.61	2.42	2.53	1.54	1.05	7.14	6.76	6.70	4.85	1.60	1.69	0.57	0.25
ORP	mV	268.0	241.0	273.3	228.6	235.5	210.1	108.5	156.7	274.8	294.8	303.2	236.6	219.2	214.9	209.3	298.9	-33.7	-52.7
pH	SU	7.02	6.94	6.97	6.90	6.88	6.84	6.89	7.06	6.82	6.66	7.09	7.06	7.18	7.02	6.91	6.79	7.65	7.72
Specific Conductivity	µS/cm	1,804	1,826	1,168	1,178	1,294	1,283	1,237	1,257	1,542	1,312	1,057	1,057	850	867	1,270	1,264	921	919
Temperature	deg-C	11.0	11.2	11.0	11.0	11.9	12.3	10.6	10.6	12.3	12.8	11.8	12.0	12.1	13.5	13.7	13.8	9.8	9.8
Turbidity	NTU	0.0	0.9	0.0	1.0	0.7	1.3	1.9	1.3	0.0	2.6	0.0	1.9	0.4	1.1	0.0	2.8	0.5	1.0
General Chemistry																			
Alkalinity, Total	mg/L	820	830	—	—	560	560	540	560	720	600	440	440	320	310	360	360	350	350
Alkalinity, Bicarbonate	mg/L	820	830	—	—	560	560	540	560	720	600	440	440	320	310	360	360	350	350
Ammonia	mg-N/L	0.5 U	0.1 U	—	—	0.5 U	0.1 U	0.5 U	0.1 U	0.5 U	0.1 U	0.5 U	0.1 U	0.5 U	0.1 U	0.5 U	0.1 U	0.5 U	0.1 U
Calcium	mg/L	180	190	—	—	150	160	160	170	180	160	130	140	110	110	120	130	84	82
Chemical Oxygen Demand	mg/L	10 U	10 U	—	—	10 U	10 U	10 U	10 U	10 U	10 U	10 U	100 U	10 U	10 U	10 U	10 U	10 U	10 U
Chloride	mg/L	76	77	—	—	20	20	43	39	22	21	32	33	20	22	57	57	61	62
Fluoride	mg/L	0.2 U	0.2 U	—	—	0.2 U	0.2 U	0.2 U	0.2 U	0.2 U	0.2 U	0.2 U	0.2 U	0.2 U	0.2 U	0.2 U	0.2 U	0.2 U	0.2 U
Magnesium	mg/L	130	130	—	—	66	67	63	66	100	86	48	50	34	38	76	76	52	56
Potassium	mg/L	9.4	9.3	—	—	7.1	7.2	6.4	6.8	10	9.3	5.8	6.0	5.6	5.8	6.4	6.4	7.0	6.5
Sodium	mg/L	46	49	—	—	31	32	30	34	34	33	28	30	19	19	28	29	37	36
Sulfate	mg/L	94	98	—	—	71	71	47	42	95	65	43	43	71	75	92	83	32	31
Total Dissolved Solids	mg/L	970	1,000	—	—	730	730	710	710	900	730	540	570	490	480	750	740	450	480
Total Nitrate/Nitrite	mg-N/L	—	0.18	—	13	—	5.4	—	3.3	—	9.2	—	7.3	5.9	7.0	—	31	0.15 U	0.15 U
Nitrate as N	mg/L	0.4 U	—	12	—	5.4	—	1.6	—	6.2	—	4.3	—	—	—	32	—	—	—
Total Organic Carbon	mg/L	2.4	1.8	—	—	1.5	1.7	1.4	1 U	2.2	1.3	1.3	1.1	1.2	1 U	1.8	2.2	1.5	2.2
Metals																			
Antimony	mg/L	0.0004 U	0.0004 U	—	—	0.0004 U	0.0004 U	0.0004 U	0.0004 U	0.0004 U	0.0004 U	0.0004 U	0.0004 U	0.0004 U	0.0004 U	0.0004 U	0.0004 U	0.0004 U	0.0004 U
Arsenic	mg/L	0.0063	0.0043	—	—	0.0029	0.0013	0.0039	0.0027	0.0025	0.0012	0.0037	0.0023	0.0030	0.0028	0.0034	0.0019	0.0060	0.0055
Barium	mg/L	0.051	0.045	—	—	0.056	0.048	0.048	0.045	0.055	0.042	0.033	0.030	0.032	0.030	0.032	0.028	0.033	0.030
Beryllium	mg/L	0.0004 U	0.0004 U	—	—	0.0004 U	0.0004 U	0.0004 U	0.0004 U	0.0004 U	0.0004 U	0.0004 U	0.0004 U	0.0004 U	0.0004 U	0.0004 U	0.0004 U	0.0004 U	0.0004 U
Cadmium	mg/L	0.0004 U	0.0004 U	—	—	0.0004 U	0.0004 U	0.0004 U	0.0004 U	0.0004 U	0.0004 U	0.0004 U	0.0004 U	0.0004 U	0.0004 U	0.0004 U	0.0004 U	0.0004 U	0.0004 U
Chromium	mg/L	0.0004 U	0.00059	—	—	0.0004 U	0.0004 U	0.0054	0.0062	0.0011	0.00092	0.010	0.010	0.0045	0.0048	0.0071	0.0072	0.0004 U	0.0004 U
Cobalt	mg/L	0.00100	0.00084	—	—	0.00100	0.00087	0.0004 U	0.0004 U	0.0004 U	0.0004 U	0.0004 U	0.0004 U	0.0004 U	0.0004 U	0.0004 U	0.0004 U	0.0004 U	0.0004 U
Copper	mg/L	0.002 U	0.002 U	—	—	0.002 U	0.002 U	0.002 U	0.002 U	0.002 U	0.002 U	0.002 U	0.002 U	0.0029	0.0027	0.002 U	0.002 U	0.002 U	0.002 U
Iron	mg/L	0.3 U	0.3 U	—	—	0.3 U	0.3 U	0.3 U	0.3 U	0.3 U	0.3 U	0.3 U	0.3 U	0.3 U	0.3 U	0.3 U	0.3 U	0.3 U	0.3 U
Lead	mg/L	0.0008 U	0.0008 U	—	—	0.0008 U	0.0008 U	0.0008 U	0.0008 U	0.0008 U	0.0008 U	0.0008 U	0.0008 U	0.0008 U	0.0008 U	0.0008 U	0.0008 U	0.0008 U	0.0008 U
Manganese	mg/L	0.058	0.055	—	—	0.44	0.47	0.02 U	0.02 U	0.031	0.024	0.02 U	0.02 U	0.02 U	0.02 U	0.02 U	0.02 U	0.20	0.20
Nickel	mg/L	0.0068	0.006	—	—	0.0056	0.0045	0.003 U	0.003 U	0.0068	0.0043	0.003 U	0.003 U	0.0053	0.0052	0.0050	0.0044	0.003 U	0.003 U
Selenium	mg/L	0.008 U	0.008 U	—	—	0.008 U	0.008 U	0.008 U	0.008 U	0.008 U	0.008 U	0.008 U	0.008 U	0.008 U	0.008 U	0.008 U	0.008 U	0.008 U	0.008 U
Silver	mg/L	0.0004 U	0.0004 U	—	—	0.0004 U	0.0004 U	0.0004 U	0.0004 U	0.0004 U	0.0004 U	0.0004 U	0.0004 U	0.0004 U	0.0004 U	0.0004 U	0.0004 U	0.0004 U	0.0004 U
Thallium	mg/L	0.001 U	0.001 U	—	—	0.001 U	0.001 U	0.001 U	0.001 U	0.001 U	0.001 U	0.001 U	0.001 U	0.001 U	0.001 U	0.001 U	0.001 U	0.001 U	0.001 U
Vanadium	mg/L	0.0098	0.0058	—	—	0.0064	0.004 U	0.0110	0.0064	0.0089	0.0044	0.0110	0.0056	0.0060	0.0054	0.0083	0.0041	0.004 U	0.004 U
Zinc	mg/L	0.007 U	0.007 U	—	—	0.007 U	0.007 U	0.007 U	0.007 U	0.007 U	0.007 U	0.007 U	0.007 U	0.007 U	0.007 U	0.007 U	0.007 U	0.007 U	0.007 U

Notes:
 deg-C = degrees Celsius
 mg/L = milligrams per liter
 mV = millivolts
 mg N/L = milligrams of nitrogen per liter
 ORP = oxidation reduction potential
 SU = Standard units
 µS/cm = microSiemens per centimeter
 NTU = nephelometric turbidity units
 U = not detected above reporting limit
 — = analysis not performed

Table 2B. Field Parameter, General Chemistry, and Inorganic Results - Aquifer 2
 2019 Annual Monitoring Report
 Coupeville Solid Waste Facility, Island County, Washington

Parameter	Location	E2D				E3D		E4D				E5D				E6D			
		Units	19Q1	19Q2	19Q3	19Q4	19Q2	19Q4	19Q1	19Q2	19Q3	19Q4	19Q1	19Q2	19Q3	19Q4	19Q1	19Q2	19Q3
Field Measurements																			
Dissolved Oxygen	mg/L	1.35	2.55	1.72	1.12	3.09	0.52	1.06	1.53	0.67	1.69	1.31	1.43	3.52	0.70	0.57	1.20	0.58	1.13
ORP	mV	144	216.9	202.7	266.5	41.2	161.1	10.1	-75.9	68.3	159.8	-40.2	-71.0	18.6	-82.4	-94.5	-127.3	-112.7	-114.7
pH	SU	6.73	6.78	6.79	6.77	7.62	7.50	7.93	7.75	7.48	7.66	7.34	7.20	7.26	7.50	7.59	7.64	7.90	7.78
Specific Conductivity	µS/cm	1,540	1,576	1,561	1,551	773	764	530	551	575	558	1,235	1,271	1,246	1,273	640	669	670	674
Temperature	deg-C	12.1	12.1	13.2	12.5	10.7	10.7	10.2	10.7	11.2	11.0	10.4	11.3	15.2	11.6	13.4	13.8	15.3	14.7
Turbidity	NTU	0.9	0.0	1.9	1.2	0.5	1.9	3.3	1.9	12.6	3.0	1.1	1.4	1.6	1.9	0.8	0.3	1.0	1.1
General Chemistry																			
Alkalinity, Total	mg/L	NA	730	NA	710	330	330	NA	230	NA	220	650	640	640	630	270	270	270	280
Alkalinity, Bicarbonate	mg/L	NA	730	NA	710	330	330	NA	230	NA	220	650	640	640	630	270	270	270	280
Ammonia	mg-N/L	NA	0.5 U	NA	0.1 U	0.5 U	0.1 U	NA	0.5 U	NA	0.1 U	10	0.5 U	0.5 U	0.1 U	0.5 U	0.5 U	0.5 U	0.1 U
Calcium	mg/L	NA	190	NA	190	72	71	NA	44	NA	42	150	150	150	170	59	59	61	62
Chemical Oxygen Demand	mg/L	NA	10 U	NA	400 U	10 U	10 U	NA	10 U	NA	10 U	23	10 U	10 U	10 U	31	10 U	10 U	10 U
Chloride	mg/L	NA	32	NA	33	35	36	NA	31	NA	33	21	22	22	23	21	20	20	20
Fluoride	mg/L	NA	0.2 U	NA	0.2 U	0.2 U	0.2 U	NA	0.2 U	NA	0.2 U	0.2 U	0.2 U	0.2 U	0.2 U	0.2 U	0.2 U	0.2 U	0.2 U
Magnesium	mg/L	NA	99	NA	95	47	45	NA	33	NA	31	71	74	72	83	30	28	31	32
Potassium	mg/L	NA	8.9	NA	8.6	6.6	6.6	NA	11	NA	11	7.8	7.5	7.4	8.0	6.3	6.1	5.8	5.7
Sodium	mg/L	NA	36	NA	37	27	27	NA	31	NA	32	32	31	33	36	40	38	37	37
Sulfate	mg/L	NA	81	NA	78	16	16	NA	14	NA	13	23	23	23	24	35	34	32	31
Total Dissolved Solids	mg/L	NA	840	NA	890	340	360	NA	340	NA	310	570	720	700	650	310	290	380	370
Total Nitrate/Nitrite	mg-N/L	NA	—	NA	7.8	—	0.15 U	NA	—	NA	0.16	0.15 U	—	0.15 U	0.15 U	0.15 U	0.15 U	0.15 U	0.15 U
Nitrate	mg/L	NA	1.8	NA	—	0.4 U	—	NA	0.4 U	NA	—	—	0.4 U	—	—	—	—	—	—
Total Organic Carbon	mg/L	NA	3.0	NA	2.1	1.2	1 U	NA	2.6	NA	2.6	1.3	1.6	1 U	1.1	2.7	2.7	1.7	2.3
Metals																			
Antimony	mg/L	NA	0.0004 U	NA	0.0004 U	0.0004 U	0.0004 U	NA	0.0004 U	NA	0.0004 U	0.0004 U	0.0004 U	0.0005	0.0004 U	0.0004 U	0.0004 U	0.0004 U	0.0004 U
Arsenic	mg/L	NA	0.0035	NA	0.0016	0.0078	0.0064	NA	0.0170	NA	0.0150	0.0063	0.0074	0.0062	0.0069	0.0013	0.0016	0.0014	0.0012
Barium	mg/L	NA	0.044	NA	0.038	0.030	0.027	NA	0.037	NA	0.030	0.073	0.068	0.072	0.064	0.094	0.084	0.087	0.073
Beryllium	mg/L	NA	0.0004 U	NA	0.0004 U	0.0004 U	0.0004 U	NA	0.0004 U	NA	0.0004 U	0.0004 U	0.0004 U	0.0004 U	0.0004 U	0.0004 U	0.0004 U	0.0004 U	0.0004 U
Cadmium	mg/L	NA	0.0004 U	NA	0.0004 U	0.0004 U	0.0004 U	NA	0.0004 U	NA	0.0004 U	0.0004 U	0.0004 U	0.0004 U	0.0004 U	0.0004 U	0.0004 U	0.0004 U	0.0004 U
Chromium	mg/L	NA	0.0004 U	NA	0.0004 U	0.00110	0.00046	NA	0.0014	NA	0.0004 U	0.0004 U	0.00046	0.0004 U	0.0004 U	0.0004 U	0.0004 U	0.0004 U	0.0004 U
Cobalt	mg/L	NA	0.0004 U	NA	0.0004 U	0.0004 U	0.0004 U	NA	0.0004 U	NA	0.0004 U	0.0004 U	0.0004 U	0.0004 U	0.0004 U	0.0004 U	0.0004 U	0.0004 U	0.0004 U
Copper	mg/L	NA	0.002 U	NA	0.002 U	0.002 U	0.002 U	NA	0.002 U	NA	0.002 U	0.002 U	0.002 U	0.002 U	0.002 U	0.002 U	0.002 U	0.002 U	0.002 U
Iron	mg/L	NA	0.3 U	NA	0.3 U	0.3 U	0.3 U	NA	0.3 U	NA	0.3 U	1.7	1.7	1.7	2.2	0.78	0.82	1.1	1.4
Lead	mg/L	NA	0.0008 U	NA	0.0008 U	0.0008 U	0.0008 U	NA	0.0008 U	NA	0.0008 U	0.0008 U	0.0008 U	0.0008 U	0.0008 U	0.0008 U	0.0008 U	0.0008 U	0.0008 U
Manganese	mg/L	NA	0.066	NA	0.065	0.30	0.29	NA	0.085	NA	0.071	0.23	0.24	0.28	0.23	0.69	0.62	0.70	0.65
Nickel	mg/L	NA	0.0071	NA	0.0065	0.003 U	0.003 U	NA	0.003 U	NA	0.003 U	0.003 U	0.003 U	0.003 U	0.003 U	0.003 U	0.003 U	0.003 U	0.003 U
Selenium	mg/L	NA	0.008 U	NA	0.008 U	0.008 U	0.008 U	NA	0.008 U	NA	0.008 U	0.008 U	0.008 U	0.008 U	0.008 U	0.008 U	0.008 U	0.008 U	0.008 U
Silver	mg/L	NA	0.0004 U	NA	0.0004 U	0.0004 U	0.0004 U	NA	0.0004 U	NA	0.0004 U	0.0004 U	0.0004 U	0.0004 U	0.0004 U	0.0004 U	0.0004 U	0.0004 U	0.0004 U
Thallium	mg/L	NA	0.001 U	NA	0.001 U	0.001 U	0.001 U	NA	0.001 U	NA	0.001 U	0.001 U	0.001 U	0.001 U	0.001 U	0.001 U	0.001 U	0.001 U	0.001 U
Vanadium	mg/L	NA	0.0097	NA	0.0058	0.0055	0.004 U	NA	0.0140	NA	0.004 U	0.004 U	0.0056	0.004 U	0.004 U	0.004 U	0.004 U	0.004 U	0.004 U
Zinc	mg/L	NA	0.007 U	NA	0.007 U	0.007 U	0.007 U	NA	0.007 U	NA	0.007 U	0.007 U	0.007 U	0.007 U	0.007 U	0.007 U	0.007 U	0.007 U	0.007 U

Notes:
 deg-C = degress Celsius
 mg/L = milligrams per liter
 mV = millivolts
 mg N/L = milligrams of nitrogen per liter
 NA = Monitoring Wells E2D and E4D were only sampled for VOCs during 19Q1 and 19Q3 in accordance with the site sampling and analysis plan. See Table 3B for results.
 NTU = nephelometric turbidity units
 ORP = oxidation reduction potential
 SU = Standard units
 µS/cm = microSiemens per centimeter
 U = not detected above reporting limit
 — = analysis not performed

Table 2B. Field Parameter, General Chemistry, and Inorganic Results - Aquifer 2
 2019 Annual Monitoring Report
 Coupeville Solid Waste Facility, Island County, Washington

Parameter	Location	E7D				E8D				E9D				E10D			
		Units	19Q1	19Q2	19Q3	19Q4	19Q1	19Q2	19Q3	19Q4	19Q1	19Q2	19Q3	19Q4	19Q1	19Q2	19Q3
Field Measurements																	
Dissolved Oxygen	mg/L	0.60	1.08	0.55	0.85	0.73	1.75	0.62	1.18	0.81	1.45	0.95	2.94	0.85	0.96	0.78	0.71
ORP	mV	118.3	40.2	109.5	132.9	-54.4	-67.7	-42.8	279.3	-24.6	-8.7	44.6	131.8	-73.7	-84.4	-83.4	-100.2
pH	SU	6.62	6.66	6.89	6.81	7.52	7.40	7.26	6.96	7.98	8.13	7.83	8.04	7.41	7.69	7.44	7.68
Specific Conductivity	µS/cm	1,762	1,873	1,875	1,885	549	575	574	561	511	546	548	554	917	984	983	1,030
Temperature	deg-C	13.7	13.7	14.9	14.3	9.9	10.2	11.4	10.2	9.6	9.9	11.0	10.7	9.4	9.9	10.7	10.0
Turbidity	NTU	0.7	0.3	1.1	1.0	1.1	2.0	4.2	1.5	3.9	2.3	2.6	1.4	1.2	0.7	2.3	1.3
General Chemistry																	
Alkalinity, Total	mg/L	800	800	790	820	240	240	240	230	190	180	180	190	390	410	380	410
Alkalinity, Bicarbonate	mg/L	800	800	790	820	240	240	240	230	190	180	180	190	390	410	380	410
Ammonia	mg-N/L	0.5 U	0.5 U	0.5 U	0.1 U	0.5 U	0.5 U	0.5 U	0.14	0.5 U	0.5 U	0.5 U	0.1 U	0.5 U	0.5 U	0.5 U	0.1 U
Calcium	mg/L	240	250	250	260	52	51	52	52	31	33	32	33	99	100	100	110
Chemical Oxygen Demand	mg/L	55	42	44	36	21	10 U	10 U	10 U	27	10 U	10 U	10 U	27	10 U	10 U	10 U
Chloride	mg/L	44	45	44	43	14	14	14	14	42	41	41	41	60	62	58	62
Fluoride	mg/L	0.2 U	0.2 U	0.43	0.2 U	0.2 U	0.2 U	0.23	0.2 U	0.2 U	0.2 U	0.21	0.2 U	0.2 U	0.2 U	0.2 U	0.2 U
Magnesium	mg/L	100	110	100	110	27	29	28	28	36	34	36	38	57	56	58	65
Potassium	mg/L	9.2	9.5	8.8	9.4	6.2	5.9	5.6	5.6	16	16	15	15	7.5	7.5	7.2	7.7
Sodium	mg/L	34	36	35	38	25	25	25	25	17	17	17	17	30	31	31	34
Sulfate	mg/L	180	180	170	190	26	26	26	26	19	20	19	19	45	46	45	45
Total Dissolved Solids	mg/L	930	1,100	1,200	1,200	220	270	320	270	210	230	290	290	490	510	560	570
Total Nitrate/Nitrite	mg-N/L	0.15 U	—	0.15 U	0.15 U	0.15 U	—	0.15 U	0.15 U	0.4 U	0.15 U	0.15 U	0.15 U	0.4 U	0.15 U	0.15 U	0.15 U
Nitrate	mg/L	—	0.4 U	—	—	—	0.4 U	—	—	—	—	—	—	—	—	—	—
Total Organic Carbon	mg/L	14	16	17	16	1 U	1 U	1 U	1 U	1.1	1.2	1 U	1.0	1.2	1.5	1 U	1.2
Metals																	
Antimony	mg/L	0.0004 U	0.0004 U	0.00047	0.0004 U	0.0004 U	0.0004 U	0.0004 U	0.0004 U	0.0004 U	0.0004 U	0.0004 U	0.0004 U	0.0004 U	0.0004 U	0.0004 U	0.0004 U
Arsenic	mg/L	0.0022	0.0037	0.0021	0.0019	0.0042	0.0055	0.0050	0.0040	0.021	0.020	0.022	0.020	0.0061	0.0062	0.0064	0.0058
Barium	mg/L	0.063	0.062	0.059	0.052	0.079	0.075	0.081	0.070	0.030	0.027	0.029	0.024	0.052	0.046	0.048	0.041
Beryllium	mg/L	0.0004 U	0.0004 U	0.0004 U	0.0004 U	0.0004 U	0.0004 U	0.0004 U	0.0004 U	0.0004 U	0.0004 U	0.0004 U	0.0004 U	0.0004 U	0.0004 U	0.0004 U	0.0004 U
Cadmium	mg/L	0.0004 U	0.0004 U	0.0004 U	0.0004 U	0.0004 U	0.0004 U	0.0004 U	0.0004 U	0.0004 U	0.0004 U	0.0004 U	0.0004 U	0.0004 U	0.0004 U	0.0004 U	0.0004 U
Chromium	mg/L	0.00042	0.00047	0.00059	0.00052	0.0004 U	0.0004 U	0.0004 U	0.0004 U	0.00041	0.0004 U	0.0004 U	0.0004 U	0.0004 U	0.0004 U	0.0004 U	0.0004 U
Cobalt	mg/L	0.0024	0.0026	0.0027	0.0031	0.0004 U	0.0004 U	0.0004 U	0.0004 U	0.0004 U	0.0004 U	0.0004 U	0.0004 U	0.0004 U	0.0004 U	0.0004 U	0.0004 U
Copper	mg/L	0.002 U	0.002 U	0.002 U	0.002 U	0.002 U	0.002 U	0.002 U	0.002 U	0.002 U	0.002 U	0.002 U	0.002 U	0.002 U	0.002 U	0.002 U	0.002 U
Iron	mg/L	0.3 U	0.3 U	0.3 U	0.3 U	1.6	1.4	1.3	1.3	0.3 U	0.3 U	0.3 U	0.3 U	1.2	1.3	1.0	1.1
Lead	mg/L	0.0008 U	0.0008 U	0.0008 U	0.0008 U	0.0008 U	0.0008 U	0.0008 U	0.0008 U	0.0008 U	0.0008 U	0.0008 U	0.0008 U	0.0008 U	0.0008 U	0.0008 U	0.0008 U
Manganese	mg/L	0.67	0.73	0.74	0.72	0.34	0.33	0.34	0.29	0.040	0.050	0.059	0.053	0.083	0.081	0.089	0.090
Nickel	mg/L	0.023	0.024	0.026	0.023	0.003 U	0.003 U	0.003 U	0.003 U	0.003 U	0.003 U	0.003 U	0.003 U	0.003 U	0.003 U	0.003 U	0.003 U
Selenium	mg/L	0.008 U	0.008 U	0.008 U	0.008 U	0.008 U	0.008 U	0.008 U	0.008 U	0.008 U	0.008 U	0.008 U	0.008 U	0.008 U	0.008 U	0.008 U	0.008 U
Silver	mg/L	0.0004 U	0.0004 U	0.0004 U	0.0004 U	0.0004 U	0.0004 U	0.0004 U	0.0004 U	0.0004 U	0.0004 U	0.0004 U	0.0004 U	0.0004 U	0.0004 U	0.0004 U	0.0004 U
Thallium	mg/L	0.001 U	0.001 U	0.001 U	0.001 U	0.001 U	0.001 U	0.001 U	0.001 U	0.001 U	0.001 U	0.001 U	0.001 U	0.001 U	0.001 U	0.001 U	0.001 U
Vanadium	mg/L	0.0040	0.0080	0.0046	0.0045	0.004 U	0.0053	0.004 U	0.004 U	0.004 U	0.004 U	0.004 U	0.004 U	0.004 U	0.0042	0.0044	0.004 U
Zinc	mg/L	0.007 U	0.007 U	0.007 U	0.007 U	0.007 U	0.007 U	0.007 U	0.007 U	0.007 U	0.007 U	0.007 U	0.007 U	0.007 U	0.007 U	0.007 U	0.007 U

Notes:
 deg-C = degrees Celsius
 mg/L = milligrams per liter
 mV = millivolts
 mg N/L = milligrams of nitrogen per liter
 NA = Monitoring Wells E2D and E4D were only sa
 NTU = nephelometric turbidity units
 ORP = oxidation reduction potential
 SU = Standard units
 µS/cm = microSiemens per centimeter
 U = not detected above reporting limit
 — = analysis not performed

Table 2B. Field Parameter, General Chemistry, and Inorganic Results - Aquifer 2
2019 Annual Monitoring Report
Coupeville Solid Waste Facility, Island County, Washington

Parameter	Location	N1D		N2D				N3D		N5D		NE1D		S11D	
		Units	19Q2	19Q4	19Q1	19Q2	19Q3	19Q4	19Q2	19Q4	19Q2	19Q4	19Q2	19Q4	19Q2
Field Measurements															
Dissolved Oxygen	mg/L	3.57	0.74	0.36	0.85	0.42	0.33	3.51	1.44	0.86	1.69	2.95	1.31	1.44	1.21
ORP	mV	228.2	-0.3	98.6	285.4	165.3	149.6	326.7	281.2	237.1	266.3	155.5	215.4	-7.1	-74.1
pH	SU	7.30	7.38	6.82	7.00	7.55	6.90	6.74	7.10	7.28	7.23	7.46	7.20	7.50	7.81
Specific Conductivity	µS/cm	1,498	1,502	1,159	1,220	1,220	1,229	664	679	1,467	1,455	682	678	945	934
Temperature	deg-C	10.7	12.0	12.4	12.4	13.0	12.5	12.2	12.2	10.1	10.3	12.3	13.4	9.8	9.9
Turbidity	NTU	0.0	1.1	0.6	0.0	0.7	1.3	0.0	1.9	0.9	1.4	0.7	3.6	3.3	3.7
General Chemistry															
Alkalinity, Total	mg/L	490	490	470	470	440	470	260	260	560	560	250	250	340	350
Alkalinity, Bicarbonate	mg/L	490	490	470	470	440	470	260	260	560	560	250	250	340	350
Ammonia	mg-N/L	0.5 U	0.1 U	0.5 U	5 U	0.5 U	0.1 U	0.5 U	0.1 U	0.5 U	0.1 U	0.5 U	0.1 U	0.5 U	0.11
Calcium	mg/L	120	130	120	110	120	120	75	76	130	130	65	66	81	82
Chemical Oxygen Demand	mg/L	10 U	10 U	28	10 U	10 U	10 U	10 U	10 U	10 U	10 U	10 U	10 U	10 U	10 U
Chloride	mg/L	110	130	67	65	66	68	38	39	100	98	38	39	74	75
Fluoride	mg/L	0.2 U	0.2 U	0.2 U	0.2 U	0.22	0.2 U	0.2 U	0.2 U	0.2 U	0.2 U	0.2 U	0.2 U	0.2 U	0.2 U
Magnesium	mg/L	100	100	78	78	77	81	30	29	90	100	36	40	54	60
Potassium	mg/L	9.7	9.6	9.1	8.4	8.3	8.2	6.0	6.0	11	10	6.4	6.5	7.8	7.8
Sodium	mg/L	47	49	43	41	42	43	21	22	49	51	28	29	39	39
Sulfate	mg/L	140	170	70	70	68	70	26	25	77	74	39	38	33	32
Total Dissolved Solids	mg/L	770	840	610	630	690	670	380	350	770	800	290	350	490	460
Total Nitrate/Nitrite	mg-N/L	—	0.15 U	0.72	—	3.8	3.8	—	0.15 U	0.15 U	0.15 U	0.15 U	0.15 U	0.15 U	0.15 U
Nitrate	mg/L	0.4 U	—	—	2.4	—	—	0.4 U	—	—	—	—	—	—	—
Total Organic Carbon	mg/L	3.4	3.5	1.6	2.0	1 U	1.8	1 U	1 U	3.5	2.5	1 U	1 U	2.0	2.4
Metals															
Antimony	mg/L	0.0004 U	0.0004 U	0.0004 U	0.0004 U	0.0004 U	0.0004 U	0.0004 U	0.0004 U	0.0004 U	0.0004 U	0.0004 U	0.0004 U	0.0004 U	0.0004 U
Arsenic	mg/L	0.0067	0.0054	0.0036	0.0045	0.0033	0.0034	0.0089	0.0081	0.0040	0.0031	0.0078	0.0078	0.0083	0.0078
Barium	mg/L	0.100	0.092	0.032	0.029	0.030	0.029	0.029	0.027	0.082	0.077	0.018	0.016	0.042	0.039
Beryllium	mg/L	0.0004 U	0.0004 U	0.0004 U	0.0004 U	0.0004 U	0.0004 U	0.0004 U	0.0004 U	0.0004 U	0.0004 U	0.0004 U	0.0004 U	0.0004 U	0.0004 U
Cadmium	mg/L	0.0004 U	0.0004 U	0.0004 U	0.0004 U	0.0004 U	0.0004 U	0.0004 U	0.0004 U	0.0004 U	0.0004 U	0.0004 U	0.0004 U	0.0004 U	0.0004 U
Chromium	mg/L	0.0004 U	0.0004 U	0.0004 U	0.00043	0.00043	0.00045	0.00084	0.0004 U	0.0004 U	0.0004 U	0.00059	0.00055	0.00041	0.0010
Cobalt	mg/L	0.0004 U	0.0004 U	0.0004 U	0.0004 U	0.0004 U	0.0004 U	0.0004 U	0.0004 U	0.0004 U	0.0004 U	0.0004 U	0.0004 U	0.0004 U	0.0004 U
Copper	mg/L	0.002 U	0.002 U	0.002 U	0.002 U	0.002 U	0.002 U	0.002 U	0.002 U	0.002 U	0.002 U	0.002 U	0.002 U	0.002 U	0.002 U
Iron	mg/L	0.3 U	0.33	0.3 U	0.3 U	0.36	0.3 U	0.3 U	0.3 U	0.3 U	0.3 U	0.3 U	0.3 U	0.3 U	0.3 U
Lead	mg/L	0.0008 U	0.0008 U	0.0008 U	0.0008 U	0.0008 U	0.0008 U	0.0008 U	0.0008 U	0.0008 U	0.0008 U	0.0008 U	0.0008 U	0.0008 U	0.0008 U
Manganese	mg/L	0.29	0.31	0.02 U	0.02 U	0.022	0.02 U	0.029	0.037	0.21	0.23	0.02 U	0.02 U	0.16	0.16
Nickel	mg/L	0.0100	0.0082	0.0047	0.0047	0.0049	0.0049	0.003 U	0.003 U	0.0085	0.0083	0.003 U	0.003 U	0.003 U	0.003 U
Selenium	mg/L	0.008 U	0.008 U	0.008 U	0.008 U	0.008 U	0.008 U	0.008 U	0.008 U	0.008 U	0.008 U	0.008 U	0.008 U	0.008 U	0.008 U
Silver	mg/L	0.0004 U	0.0004 U	0.0004 U	0.0004 U	0.0004 U	0.0004 U	0.0004 U	0.0004 U	0.0004 U	0.0004 U	0.0004 U	0.0004 U	0.0004 U	0.0004 U
Thallium	mg/L	0.001 U	0.001 U	0.001 U	0.001 U	0.001 U	0.001 U	0.001 U	0.001 U	0.001 U	0.001 U	0.001 U	0.001 U	0.001 U	0.001 U
Vanadium	mg/L	0.0051	0.004 U	0.004 U	0.0079	0.004 U	0.004 U	0.011	0.004 U	0.004 U	0.004 U	0.004 U	0.004 U	0.004 U	0.004 U
Zinc	mg/L	0.007 U	0.0073	0.007 U	0.007 U	0.007 U	0.007 U	0.007 U	0.007 U	0.007 U	0.0071	0.013	0.007 U	0.007 U	0.016

Notes:
deg-C = degrees Celsius
mg/L = milligrams per liter
mV = millivolts
mg N/L = milligrams of nitrogen per liter
NA = Monitoring Wells E2D and E4D were only sa
NTU = nephelometric turbidity units
ORP = oxidation reduction potential
SU = Standard units
µS/cm = microSiemens per centimeter
U = not detected above reporting limit
— = analysis not performed

Table 2C. Field Parameter, General Chemistry, and Inorganic Results - Water Supply Wells
 2019 Annual Monitoring Report
 Coupeville Solid Waste Facility, Island County, Washington

Parameter	Location	DNR				DOT		WR1			
	Units	19Q1	19Q2	19Q3	19Q4	19Q2	19Q4	19Q1	19Q2	19Q3	19Q4
Field Measurements											
Dissolved Oxygen	mg/L	1.66	3.15	2.15	1.82	2.79	0.80	2.63	3.95	3.07	3.32
ORP	mV	158.3	196.6	259.1	195.1	-121.5	59.9	196.4	204.8	201.5	230.8
pH	SU	7.29	7.34	6.64	7.46	7.77	7.61	6.98	7.25	7.17	7.52
Specific Conductivity	µS/cm	829	869	849	891	725	719	837	892	897	884
Temperature	deg-C	9.9	10.5	12.4	11.2	10.3	11.5	8.5	9.8	12.8	11.3
Turbidity	NTU	3.6	7.1	2.5	2.0	1.4	1.4	1.2	2.1	1.2	1.6
General Chemistry											
Alkalinity, Total	mg/L	280	280	290	290	320	320	320	320	320	310
Alkalinity, Bicarbonate	mg/L	280	280	290	290	320	320	320	320	320	310
Ammonia	mg-N/L	0.5 U	0.5 U	0.5 U	0.1 U	0.5 U	0.1 U	0.5 U	0.5 U	0.5 U	0.1 U
Calcium	mg/L	82	79	81	85	64	68	81	83	84	86
Chemical Oxygen Demand	mg/L	27	10 U	10 U	10 U	10 U	10 U	26	10 U	11	10 U
Chloride	mg/L	67	68	64	65	23	24	57	57	57	58
Fluoride	mg/L	0.58	0.2 U	0.2 U	0.2 U	0.2 U	0.2 U	0.2 U	0.2 U	0.2 U	0.2 U
Magnesium	mg/L	47	41	46	49	46	47	47	48	48	51
Potassium	mg/L	5.8	5.5	5.4	5.5	6.4	6.7	5.6	5.6	5.4	5.6
Sodium	mg/L	30	29	30	31	25	27	32	34	33	34
Sulfate	mg/L	54	56	51	53	23	23	45	46	45	46
Total Dissolved Solids	mg/L	440	430	470	510	290	390	470	440	520	460
Total Nitrate/Nitrite	mg-N/L	0.4 U	0.29	0.15	0.41	—	0.15 U	0.4 U	1.5	1.6	1.5
Nitrate	mg/L	—	—	—	—	0.4 U	—	—	—	—	—
Total Organic Carbon	mg/L	1.5	1.6	1 U	1.8	1.1	1 U	1.4	1.4	1 U	1.7
Metals											
Antimony	mg/L	0.0004 U	0.0004 U	0.00045	0.0004 U	0.0004 U	0.0004 U	0.0004 U	0.0004 U	0.00043	0.0004 U
Arsenic	mg/L	0.0040	0.0050	0.0037	0.0038	0.0078	0.0064	0.0037	0.0037	0.0037	0.0031
Barium	mg/L	0.022	0.019	0.019	0.021	0.026	0.024	0.025	0.023	0.025	0.021
Beryllium	mg/L	0.0004 U	0.0004 U	0.0004 U	0.0004 U	0.0004 U	0.0004 U	0.0004 U	0.0004 U	0.0004 U	0.0004 U
Cadmium	mg/L	0.0004 U	0.0004 U	0.0004 U	0.0004 U	0.0004 U	0.0004 U	0.0004 U	0.0004 U	0.0004 U	0.0004 U
Chromium	mg/L	0.0028	0.0063	0.0020	0.0024	0.0004 U	0.0004 U	0.0014	0.0017	0.0019	0.0015
Cobalt	mg/L	0.0004 U	0.0004 U	0.0004 U	0.0004 U	0.0004 U	0.0004 U	0.0004 U	0.0004 U	0.0004 U	0.0004 U
Copper	mg/L	0.0046	0.0081	0.0022	0.0038	0.002 U	0.002 U	0.063	0.051	0.044	0.038
Iron	mg/L	0.3 U	0.3 U	0.3 U	0.3 U	0.72	0.37	0.3 U	0.3 U	0.3 U	0.3 U
Lead	mg/L	0.0008 U	0.0008 U	0.0008 U	0.00099	0.0008 U	0.0008 U	0.0008 U	0.0036	0.0008 U	0.0008 U
Manganese	mg/L	0.02 U	0.02 U	0.02 U	0.02 U	0.17	0.16	0.02 U	0.02 U	0.02 U	0.02 U
Nickel	mg/L	0.003 U	0.003 U	0.003 U	0.003 U	0.003 U	0.003 U	0.003 U	0.003 U	0.003 U	0.003 U
Selenium	mg/L	0.008 U	0.008 U	0.008 U	0.008 U	0.008 U	0.008 U	0.008 U	0.008 U	0.008 U	0.008 U
Silver	mg/L	0.0004 U	0.0004 U	0.0004 U	0.0004 U	0.0004 U	0.0004 U	0.0004 U	0.0004 U	0.0004 U	0.0004 U
Thallium	mg/L	0.001 U	0.001 U	0.001 U	0.001 U	0.001 U	0.001 U	0.001 U	0.001 U	0.001 U	0.001 U
Vanadium	mg/L	0.0068	0.0077	0.0070	0.0062	0.0053	0.004 U	0.004 U	0.004 U	0.004 U	0.004 U
Zinc	mg/L	0.0110	0.0240	0.007 U	0.0088	0.042	0.100	0.058	0.081	0.053	0.059

Notes:

- deg-C = degress Celsius
- mg/L = milligrams per liter
- mV = millivolts
- mg N/L = milligrams of nitrogen per liter
- ORP = oxidation reduction potential
- SU = Standard units
- µS/cm = microSiemens per centimeter
- NTU = nepthelometric turbidity units
- U = not detected above reporting limit

Table 3A. Volatile Organic Compound Results - Aquifer 1
2019 Annual Monitoring Report
Coupeville Solid Waste Facility, Island County, Washington

Parameter	E1D		E2S		E4S		N2S		N3S		NE1S		S10S		S11S	
	19Q2	19Q4	19Q2	19Q4	19Q2	19Q4	19Q2	19Q4	19Q2	19Q4	19Q2	19Q4	19Q2	19Q4	19Q2	19Q4
1,1 - Dichloroethane	0.2 U	0.2 U	0.2 U	0.2 U	0.2 U	0.2 U	0.51	0.59	0.2 U	0.2 U	0.2 U	0.2 U	0.2 U	0.2 U	0.2 U	0.2 U
1,1 - Dichloroethylene	0.2 U	0.2 U	0.2 U	0.2 U	0.2 U	0.2 U	0.2 U	0.2 U	0.2 U	0.2 U	0.2 U	0.2 U	0.2 U	0.2 U	0.2 U	0.2 U
1,1,1 - Trichloroethane	0.2 U	0.2 U	0.2 U	0.2 U	0.2 U	0.2 U	0.54	0.56	0.2 U	0.2 U	0.2 U	0.2 U	0.43	0.53	0.2 U	0.2 U
1,1,1,2 - Tetrachloroethane	0.3 U	0.3 U	0.3 U	0.3 U	0.3 U	0.3 U	0.3 U	0.3 U	0.3 U	0.3 U	0.3 U	0.3 U	0.3 U	0.3 U	0.3 U	0.3 U
1,1,2 - Trichloroethane	0.2 U	0.2 U	0.2 U	0.2 U	0.2 U	0.2 U	0.2 U	0.2 U	0.2 U	0.2 U	0.2 U	0.2 U	0.2 U	0.2 U	0.2 U	0.2 U
1,1,2,2 - Tetrachloroethane	0.2 U	0.2 U	0.2 U	0.2 U	0.2 U	0.2 U	0.2 U	0.2 U	0.2 U	0.2 U	0.2 U	0.2 U	0.2 U	0.2 U	0.2 U	0.2 U
1,2 - Dibromoethane	0.1 U	0.1 U	0.1 U	0.1 U	0.1 U	0.1 U	0.1 U	0.1 U	0.1 U	0.1 U	0.1 U	0.1 U	0.1 U	0.1 U	0.1 U	0.1 U
1,2 - Dichlorobenzene (ortho)	0.3 U	0.3 U	0.3 U	0.3 U	0.3 U	0.3 U	0.3 U	0.3 U	0.3 U	0.3 U	0.3 U	0.3 U	0.3 U	0.3 U	0.3 U	0.3 U
1,2 - Dichlorobenzene	0.2 U	0.2 U	0.2 U	0.2 U	0.2 U	0.2 U	0.2 U	0.2 U	0.2 U	0.2 U	0.2 U	0.2 U	0.2 U	0.2 U	0.2 U	0.2 U
1,2 - Dichloropropane	0.2 U	0.2 U	0.2 U	0.2 U	0.2 U	0.2 U	0.2 U	0.2 U	0.2 U	0.2 U	0.2 U	0.2 U	0.2 U	0.2 U	0.2 U	0.2 U
1,2,3 - Trichloropropane	0.2 U	0.2 U	0.2 U	0.2 U	0.2 U	0.2 U	0.2 U	0.2 U	0.2 U	0.2 U	0.2 U	0.2 U	0.2 U	0.2 U	0.2 U	0.2 U
1,2-Dibromo-3-Chloropropane	2 U	2 U	2 U	2 U	2 U	2 U	2 U	2 U	2 U	2 U	2 U	2 U	2 U	2 U	2 U	2 U
1,4 - Dichlorobenzene (para)	0.3 U	0.3 U	0.3 U	0.3 U	0.3 U	0.3 U	0.3 U	0.3 U	0.3 U	0.3 U	0.3 U	0.3 U	0.3 U	0.3 U	0.3 U	0.3 U
2-Butanone (MEK)	10 U	10 U	10 U	10 U	10 U	10 U	10 U	10 U	10 U	10 U	10 U	10 U	10 U	10 U	10 U	10 U
2-Hexanone	3 U	3 U	3 U	3 U	3 U	3 U	3 U	3 U	3 U	3 U	3 U	3 U	3 U	3 U	3 U	3 U
4-Methyl-2-Pentanone	5 U	5 U	5 U	5 U	5 U	5 U	5 U	5 U	5 U	5 U	5 U	5 U	5 U	5 U	5 U	5 U
Acetone	6 U	6 U	6 U	6 U	6 U	6 U	6 U	6 U	6 U	6 U	6 U	6 U	6 U	6 U	6 U	6 U
Acrylonitrile	10 U	10 U	10 U	10 U	10 U	10 U	10 U	10 U	10 U	10 U	10 U	10 U	10 U	10 U	10 U	10 U
Benzene	0.2 U	0.2 U	0.2 U	0.2 U	0.2 U	0.2 U	0.2 U	0.2 U	0.2 U	0.2 U	0.2 U	0.2 U	0.2 U	0.2 U	0.2 U	0.2 U
Bromochloromethane	0.2 U	0.2 U	0.2 U	0.2 U	0.2 U	0.2 U	0.2 U	0.2 U	0.2 U	0.2 U	0.2 U	0.2 U	0.2 U	0.2 U	0.2 U	0.2 U
Bromodichloromethane	0.2 U	0.2 U	0.2 U	0.2 U	0.2 U	0.2 U	0.2 U	0.2 U	0.2 U	0.2 U	0.2 U	0.2 U	0.2 U	0.2 U	0.2 U	0.2 U
Bromoform	0.5 U	0.5 U	0.5 U	0.5 U	0.5 U	0.5 U	0.5 U	0.5 U	0.5 U	0.5 U	0.5 U	0.5 U	0.5 U	0.5 U	0.5 U	0.5 U
Bromomethane	0.5 U	0.5 U	0.5 U	0.5 U	0.5 U	0.5 U	0.5 U	0.5 U	0.5 U	0.5 U	0.5 U	0.5 U	0.5 U	0.5 U	0.5 U	0.5 U
Carbon Disulfide	0.3 U	0.3 U	0.3 U	0.3 U	0.3 U	0.3 U	0.3 U	0.3 U	0.3 U	0.3 U	0.3 U	0.3 U	0.3 U	0.3 U	0.3 U	0.3 U
Carbon Tetrachloride	0.2 U	0.2 U	0.2 U	0.2 U	0.2 U	0.2 U	0.2 U	0.2 U	0.2 U	0.2 U	0.2 U	0.2 U	0.2 U	0.2 U	0.2 U	0.2 U
Chlorobenzene	0.2 U	0.2 U	0.2 U	0.2 U	0.2 U	0.2 U	0.2 U	0.2 U	0.2 U	0.2 U	0.2 U	0.2 U	0.2 U	0.2 U	0.2 U	0.2 U
Dibromochloromethane	0.2 U	0.2 U	0.2 U	0.2 U	0.2 U	0.2 U	0.2 U	0.2 U	0.2 U	0.2 U	0.2 U	0.2 U	0.2 U	0.2 U	0.2 U	0.2 U
Chloroethane	0.5 U	0.5 U	0.5 U	0.5 U	0.5 U	0.5 U	0.5 U	0.5 U	0.5 U	0.5 U	0.5 U	0.5 U	0.5 U	0.5 U	0.5 U	0.5 U
Chloroform	0.2 U	0.2 U	0.2 U	0.2 U	0.2 U	0.2 U	0.2 U	0.2 U	0.2 U	0.2 U	0.2 U	0.2 U	0.2 U	0.2 U	0.2 U	0.2 U
Chloromethane	0.5 U	0.5 U	0.5 U	0.5 U	0.5 U	0.5 U	0.5 U	0.5 U	0.5 U	0.5 U	0.5 U	0.5 U	0.5 U	0.5 U	0.5 U	0.5 U
cis - 1,2 - Dichloroethylene	0.2 U	0.2 U	0.2 U	0.2 U	0.2 U	0.2 U	0.2 U	0.2 U	0.2 U	0.2 U	0.2 U	0.2 U	0.2 U	0.2 U	0.2 U	0.2 U
cis - 1,3 - Dichloropropene	0.2 U	0.2 U	0.2 U	0.2 U	0.2 U	0.2 U	0.2 U	0.2 U	0.2 U	0.2 U	0.2 U	0.2 U	0.2 U	0.2 U	0.2 U	0.2 U
Dibromomethane	0.2 U	0.2 U	0.2 U	0.2 U	0.2 U	0.2 U	0.2 U	0.2 U	0.2 U	0.2 U	0.2 U	0.2 U	0.2 U	0.2 U	0.2 U	0.2 U
Ethylbenzene	0.2 U	0.2 U	0.2 U	0.2 U	0.2 U	0.2 U	0.2 U	0.2 U	0.2 U	0.2 U	0.2 U	0.2 U	0.2 U	0.2 U	0.2 U	0.2 U
Methyl Iodide	0.5 U	0.5 U	0.5 U	0.5 U	0.5 U	0.5 U	0.5 U	0.5 U	0.5 U	0.5 U	0.5 U	0.5 U	0.5 U	0.5 U	0.5 U	0.5 U
Methylene Chloride	5 U	5 U	5 U	5 U	5 U	5 U	5 U	5 U	5 U	5 U	5 U	5 U	5 U	5 U	5 U	5 U
Styrene	0.5 U	0.5 U	0.5 U	0.5 U	0.5 U	0.5 U	0.5 U	0.5 U	0.5 U	0.5 U	0.5 U	0.5 U	0.5 U	0.5 U	0.5 U	0.5 U
Tetrachloroethylene	0.5 U	0.5 U	0.5 U	0.5 U	0.5 U	0.5 U	0.5 U	0.5 U	0.5 U	0.5 U	0.5 U	0.5 U	0.5 U	0.5 U	0.5 U	0.5 U
Toluene	0.2 U	0.2 U	0.2 U	0.2 U	0.2 U	0.2 U	0.2 U	0.2 U	0.2 U	0.2 U	0.2 U	0.2 U	0.2 U	0.2 U	0.2 U	0.2 U
m, p-Xylene	0.5 U	0.5 U	0.5 U	0.5 U	0.5 U	0.5 U	0.5 U	0.5 U	0.5 U	0.5 U	0.5 U	0.5 U	0.5 U	0.5 U	0.5 U	0.5 U
o-Xylene	0.5 U	0.5 U	0.5 U	0.5 U	0.5 U	0.5 U	0.5 U	0.5 U	0.5 U	0.5 U	0.5 U	0.5 U	0.5 U	0.5 U	0.5 U	0.5 U
trans - 1,2 - Dichloroethylene	0.2 U	0.2 U	0.2 U	0.2 U	0.2 U	0.2 U	0.2 U	0.2 U	0.2 U	0.2 U	0.2 U	0.2 U	0.2 U	0.2 U	0.2 U	0.2 U
trans - 1,3 - Dichloropropene	0.2 U	0.2 U	0.2 U	0.2 U	0.2 U	0.2 U	0.2 U	0.2 U	0.2 U	0.2 U	0.2 U	0.2 U	0.2 U	0.2 U	0.2 U	0.2 U
trans - 1,4 - Dichloro-2-Butene	2 U	2 U	2 U	2 U	2 U	2 U	2 U	2 U	2 U	2 U	2 U	2 U	2 U	2 U	2 U	2 U
Trichloroethylene	0.2 U	0.2 U	0.2 U	0.2 U	0.2 U	0.2 U	0.2 U	0.2 U	0.2 U	0.2 U	0.2 U	0.2 U	0.2 U	0.2 U	0.2 U	0.2 U
Trichlorofluoromethane	0.5 U	0.5 U	1.9	3.2	0.5 U	0.5 U	3.6	4.9	1.0	1.4	0.5 U	0.5 U	3.9	6.1	0.5 U	0.5 U
Vinyl acetate	1 U	1.5 U	1 U	1.5 U	1 U	1.5 U	1 U	1.5 U	1 U	1.5 U	1 U	1.5 U	1 U	1.5 U	1 U	1.5 U
Vinyl chloride	0.23	0.28	0.046	0.058	0.02 U	0.099	0.17	0.24	0.02 U	0.02 U	0.02 U	0.02 U	0.02 U	0.02 U	0.02 U	0.02 U

Notes:

All concentrations presented in micrograms per liter (µg/L)

U = not detected above reporting limit

Table 3C. Volatile Organic Compound Results - Water Supply Wells
 2019 Annual Monitoring Report
 Coupeville Solid Waste Facility, Island County, Washington

Parameter	DNR				DOT		WR1			
	19Q1	19Q2	19Q3	19Q4	19Q2	19Q4	19Q1	19Q2	19Q3	19Q4
1,1 - Dichloroethane	0.2 U	0.2 U	0.2 U	0.2 U	0.2 U	0.2 U	0.2 U	0.2 U	0.2 U	0.2 U
1,1 - Dichloroethylene	0.2 U	0.2 U	0.2 U	0.2 U	0.2 U	0.2 U	0.2 U	0.2 U	0.2 U	0.2 U
1,1,1 - Trichloroethane	0.2 U	0.2 U	0.2 U	0.2 U	0.2 U	0.2 U	0.2 U	0.2 U	0.2 U	0.2 U
1,1,1,2 - Tetrachloroethane	0.3 U	0.3 U	0.3 U	0.3 U	0.3 U	0.3 U	0.3 U	0.3 U	0.3 U	0.3 U
1,1,2 - Trichloroethane	0.2 U	0.2 U	0.2 U	0.2 U	0.2 U	0.2 U	0.2 U	0.2 U	0.2 U	0.2 U
1,1,2,2 - Tetrachloroethane	0.2 U	0.2 U	0.2 U	0.2 U	0.2 U	0.2 U	0.2 U	0.2 U	0.2 U	0.2 U
1,2 - Dibromoethane	0.1 U	0.1 U	0.1 U	0.1 U	0.1 U	0.1 U	0.1 U	0.1 U	0.1 U	0.1 U
1,2 - Dichlorobenzene (ortho)	0.3 U	0.3 U	0.3 U	0.3 U	0.3 U	0.3 U	0.3 U	0.3 U	0.3 U	0.3 U
1,2 - Dichloroethane	0.2 U	0.2 U	0.2 U	0.2 U	0.2 U	0.2 U	0.2 U	0.2 U	0.2 U	0.2 U
1,2 - Dichloropropane	0.2 U	0.2 U	0.2 U	0.2 U	0.2 U	0.2 U	0.2 U	0.2 U	0.2 U	0.2 U
1,2,3 - Trichloropropane	0.2 U	0.2 U	0.2 U	0.2 U	0.2 U	0.2 U	0.2 U	0.2 U	0.2 U	0.2 U
1,2-Dibromo-3-Chloropropane	2 U	2 U	2 U	2 U	2 U	2 U	2 U	2 U	2 U	2 U
1,4 - Dichlorobenzene (para)	0.3 U	0.3 U	0.3 U	0.3 U	0.3 U	0.3 U	0.3 U	0.3 U	0.3 U	0.3 U
2-Butanone (MEK)	10 U	10 U	10 U	10 U	10 U	10 U	10 U	10 U	10 U	10 U
2-Hexanone	3 U	3 U	3 U	3 U	3 U	3 U	3 U	3 U	3 U	3 U
4-Methyl-2-Pentanone	5 U	5 U	5 U	5 U	5 U	5 U	5 U	5 U	5 U	5 U
Acetone	6 U	6 U	6 U	6 U	6 U	6 U	6 U	6 U	6 U	6 U
Acrylonitrile	10 U	10 U	10 U	10 U	10 U	10 U	10 U	10 U	10 U	10 U
Benzene	0.2 U	0.2 U	0.2 U	0.2 U	0.2 U	0.2 U	0.2 U	0.2 U	0.2 U	0.2 U
Bromochloromethane	0.2 U	0.2 U	0.2 U	0.2 U	0.2 U	0.2 U	0.2 U	0.2 U	0.2 U	0.2 U
Bromodichloromethane	0.2 U	0.2 U	0.2 U	0.2 U	0.2 U	0.2 U	0.2 U	0.2 U	0.2 U	0.2 U
Bromoform	0.5 U	0.5 U	0.5 U	0.5 U	0.5 U	0.5 U	0.5 U	0.5 U	0.5 U	0.5 U
Bromomethane	0.5 U	0.5 U	0.5 U	0.5 U	0.5 U	0.5 U	0.5 U	0.5 U	0.5 U	0.5 U
Carbon Disulfide	0.3 U	0.3 U	0.3 U	0.3 U	0.3 U	0.3 U	0.3 U	0.3 U	0.3 U	0.3 U
Carbon Tetrachloride	0.2 U	0.2 U	0.2 U	0.2 U	0.2 U	0.2 U	0.2 U	0.2 U	0.2 U	0.2 U
Chlorobenzene	0.2 U	0.2 U	0.2 U	0.2 U	0.2 U	0.2 U	0.2 U	0.2 U	0.2 U	0.2 U
Dibromochloromethane	0.2 U	0.2 U	0.2 U	0.2 U	0.2 U	0.2 U	0.2 U	0.2 U	0.2 U	0.2 U
Chloroethane	0.5 U	0.5 U	0.5 U	0.5 U	0.5 U	0.5 U	0.5 U	0.5 U	0.5 U	0.5 U
Chloroform	0.2 U	0.2 U	0.2 U	0.2 U	0.2 U	0.2 U	0.2 U	0.2 U	0.2 U	0.2 U
Chloromethane	0.5 U	0.5 U	0.5 U	0.5 U	0.5 U	0.5 U	0.5 U	0.5 U	0.5 U	0.5 U
cis - 1,2 - Dichloroethylene	0.2 U	0.2 U	0.2 U	0.2 U	0.2 U	0.2 U	0.2 U	0.2 U	0.2 U	0.2 U
cis - 1,3 - Dichloropropene	0.2 U	0.2 U	0.2 U	0.2 U	0.2 U	0.2 U	0.2 U	0.2 U	0.2 U	0.2 U
Dibromomethane	0.2 U	0.2 U	0.2 U	0.2 U	0.2 U	0.2 U	0.2 U	0.2 U	0.2 U	0.2 U
Ethylbenzene	0.2 U	0.2 U	0.2 U	0.2 U	0.2 U	0.2 U	0.2 U	0.2 U	0.2 U	0.2 U
Methyl Iodide	0.5 U	0.5 U	0.5 U	0.5 U	0.5 U	0.5 U	0.5 U	0.5 U	0.5 U	0.5 U
Methylene Chloride	5 U	5 U	5 U	5 U	5 U	5 U	5 U	5 U	5 U	5 U
Styrene	0.5 U	0.5 U	0.5 U	0.5 U	0.5 U	0.5 U	0.5 U	0.5 U	0.5 U	0.5 U
Tetrachloroethylene	0.5 U	0.5 U	0.5 U	0.5 U	0.5 U	0.5 U	0.5 U	0.5 U	0.5 U	0.5 U
Toluene	0.2 U	0.2 U	0.2 U	0.2 U	0.2 U	0.2 U	0.2 U	0.2 U	0.2 U	0.2 U
m, p-Xylene	0.5 U	0.5 U	0.5 U	0.5 U	0.5 U	0.5 U	0.5 U	0.5 U	0.5 U	0.5 U
o-Xylene	0.5 U	0.5 U	0.5 U	0.5 U	0.5 U	0.5 U	0.5 U	0.5 U	0.5 U	0.5 U
trans - 1,2 - Dichloroethylene	0.2 U	0.2 U	0.2 U	0.2 U	0.2 U	0.2 U	0.2 U	0.2 U	0.2 U	0.2 U
trans - 1,3 - Dichloropropene	0.2 U	0.2 U	0.2 U	0.2 U	0.2 U	0.2 U	0.2 U	0.2 U	0.2 U	0.2 U
trans - 1,4 - Dichloro-2-Butene	2 U	2 U	2 U	2 U	2 U	2 U	2 U	2 U	2 U	2 U
Trichloroethylene	0.2 U	0.2 U	0.2 U	0.2 U	0.2 U	0.2 U	0.2 U	0.2 U	0.2 U	0.2 U
Trichlorofluoromethane	0.5 U	0.5 U	0.5 U	0.5 U	0.5 U	0.5 U	0.5 U	0.5 U	0.5 U	0.5 U
Vinyl acetate	1 U	1 U	1 U	1.5 U	1 U	1.5 U	1 U	1 U	1 U	1.5 U
Vinyl chloride	0.02 U	0.02 U	0.02 U	0.02 U	0.02 U	0.02 U	0.02 U	0.02 U	0.02 U	0.02 U

Notes:
 All concentrations presented in micrograms per liter (µg/L)
 U = not detected above reporting limit

Table 4. Volatile Organic Compound Detections
 2019 Annual Monitoring Report
 Coupeville Solid Waste Facility, Island County, Washington

Parameter	Well Name	Aquifer	Date Sampled	Result
1,1,1-Trichloroethane	E2D	2	1/29/2019	0.34
			7/24/2019	0.39
			10/21/2019	0.44
	E7D	2	1/29/2019	0.68
			7/23/2019	0.72
			10/22/2019	0.88
	N2S	1	4/22/2019	0.54
			10/23/2019	0.56
	S10S	1	4/22/2019	0.43
10/22/2019			0.53	
1,1-Dichloroethane	E7D	2	1/29/2019	2.7
			4/22/2019	2.5
			7/23/2019	3.2
			10/22/2019	3.7
	N2S	1	4/22/2019	0.51
			10/23/2019	0.59
Trichlorofluoromethane	E2D	2	1/29/2019	2.0
			7/24/2019	3.1
			10/21/2019	3.6
	E2S	1	4/22/2019	1.9
			10/21/2019	3.2
	E7D	2	1/29/2019	51
			4/22/2019	56
			7/23/2019	95
			10/22/2019	100
	N2D	2	4/22/2019	0.52
			7/24/2019	0.70
			10/23/2019	0.79
	N2S	1	4/22/2019	3.6
			10/23/2019	4.9
	N3S	1	4/22/2019	1.0
10/21/2019			1.4	
S10S	1	4/22/2019	3.9	
		10/22/2019	6.1	
Vinyl chloride	E1D	1	4/22/2019	0.23
			10/21/2019	0.28
	E2D	2	1/29/2019	26
			7/24/2019	28
			10/21/2019	28
	E2S	1	4/22/2019	0.046
			10/21/2019	0.058
	E4S	1	10/22/2019	0.099
			E6D	2
	E7D	2	1/29/2019	3.5
			4/22/2019	2.2
			7/23/2019	4.1
10/22/2019			3.9	
N2S	1	4/22/2019	0.17	
		10/23/2019	0.24	

Notes:
 All units measured in µg/L

Table 5. WAC 173-200 and Federal MCL Exceedences
2019 Annual Monitoring Report
Coupeville Solid Waste Facility, Island County, Washington

Parameter	Criteria			Sample Location	Aquifer	Date Sampled	Result
	WAC 173-200	Primary MCL	Secondary MCL				
Field Measurements							
Specific Conductivity (µS/cm)	-	-	700 ^a	E1D	1	4/22/2019	1,804
						10/21/2019	1,826
				E1S	1	4/22/2019	1,168
						10/21/2019	1,178
				E2S	1	4/22/2019	1,294
						10/21/2019	1,283
				E4S	1	4/22/2019	1,237
						10/22/2019	1,257
				N2S	1	4/22/2019	1,542
						10/23/2019	1,312
				N3S	1	4/22/2019	1,057
						10/21/2019	1,057
				NE1S	1	4/23/2019	850
						10/23/2019	867
				S10S	1	4/22/2019	1,270
						10/22/2019	1,264
				S11S	1	4/23/2019	921
						10/23/2019	919
				E2D	2	1/29/2019	1,540
						4/22/2019	1,576
						7/24/2019	1,561
				E3D	2	10/21/2019	1,551
						4/22/2019	773
						10/23/2019	764
				E5D	2	1/29/2019	1,235
						4/22/2019	1,271
						7/23/2019	1,246
				E7D	2	10/24/2019	1,273
						1/29/2019	1,762
						4/22/2019	1,873
				E10D	2	7/23/2019	1,875
						10/22/2019	1,885
						1/30/2019	917
				N1D	2	4/23/2019	984
						7/23/2019	983
						10/22/2019	1,030
				N2D	2	4/22/2019	1,498
						10/23/2019	1,502
						1/30/2019	1,159
				N5D	2	4/22/2019	1,220
7/24/2019	1,220						
10/23/2019	1,229						
S11D	2	4/23/2019	1,467				
		10/21/2019	1,455				
DNR	3	4/23/2019	945				
		10/23/2019	934				
		1/29/2019	829				
		4/23/2019	869				
DOT	3	7/24/2019	849				
		10/22/2019	891				
		4/22/2019	725				
WR1	WSW	10/24/2019	719				
		1/30/2019	837				
		4/23/2019	892				
		7/24/2019	897				
						10/24/2019	884

Table 5. WAC 173-200 and Federal MCL Exceedences
2019 Annual Monitoring Report
Coupeville Solid Waste Facility, Island County, Washington

Parameter	Criteria			Sample Location	Aquifer	Date Sampled	Result
	WAC 173-200	Primary MCL	Secondary MCL				
General Chemistry							
Total Dissolved Solids (mg/L)	500	-	500	E1D	1	4/22/2019	970
						10/21/2019	1,000
				E2S	1	4/22/2019	730
						10/21/2019	730
				E4S	1	4/22/2019	710
						10/22/2019	710
				N2S	1	4/22/2019	900
						10/23/2019	730
				N3S	1	4/22/2019	540
						10/21/2019	570
				S10S	1	4/22/2019	750
						10/22/2019	740
				E2D	2	4/22/2019	840
						10/21/2019	890
				E5D	2	1/29/2019	570
						4/22/2019	720
						7/23/2019	700
				E7D	2	10/24/2019	650
						1/29/2019	930
						4/22/2019	1,100
				E10D	2	7/23/2019	1,200
						10/22/2019	1,200
						4/23/2019	510
				N1D	2	7/23/2019	560
						10/22/2019	570
						4/22/2019	770
				N2D	2	10/23/2019	840
1/30/2019	610						
4/22/2019	630						
N5D	2	7/24/2019	690				
		10/23/2019	670				
		4/23/2019	770				
DNR	3	10/21/2019	800				
		10/22/2019	510				
WR1	WSW	7/24/2019	520				
		4/22/2019	12				
Nitrate (mg/L)	10	10	-	E1S	1	4/22/2019	32
						10/21/2019	13
Total Nitrate/Nitrite (mg/L)	10	10	-	E1S	1	10/21/2019	13
						10/22/2019	31
Metals							
Arsenic (mg/L)	0.00005	0.01	-	E1D	1	4/22/2019	0.0063
						10/21/2019	0.0043
				E2S	1	4/22/2019	0.0029
						10/21/2019	0.0013
				E4S	1	4/22/2019	0.0039
						10/22/2019	0.0027
				N2S	1	4/22/2019	0.0025
						10/23/2019	0.0012
				N3S	1	4/22/2019	0.0037
						10/21/2019	0.0023
				NE1S	1	4/23/2019	0.0030
						10/23/2019	0.0028
				S10S	1	4/22/2019	0.0034
						10/22/2019	0.0019
				S11S	1	4/23/2019	0.0060
10/23/2019	0.0055						

Table 5. WAC 173-200 and Federal MCL Exceedences
 2019 Annual Monitoring Report
 Coupeville Solid Waste Facility, Island County, Washington

Parameter	Criteria			Sample Location	Aquifer	Date Sampled	Result
	WAC 173-200	Primary MCL	Secondary MCL				
Arsenic (mg/L) (cont.)	0.00005	0.01	-	E2D	2	4/22/2019	0.0035
						10/21/2019	0.0016
				E3D	2	4/22/2019	0.0078
						10/23/2019	0.0064
				E4D	2	4/22/2019	0.0170
						10/22/2019	0.0150
				E5D	2	1/29/2019	0.0063
						4/22/2019	0.0074
						7/23/2019	0.0062
				E6D	2	10/24/2019	0.0069
						1/29/2019	0.0013
						4/22/2019	0.0016
				E7D	2	7/23/2019	0.0014
						10/22/2019	0.0012
						1/29/2019	0.0022
				E8D	2	4/22/2019	0.0037
						7/23/2019	0.0021
						10/22/2019	0.0019
				E9D	2	1/29/2019	0.0042
						4/22/2019	0.0055
						7/23/2019	0.0050
				E10D	2	10/24/2019	0.0040
						1/30/2019	0.0210
						4/23/2019	0.0200
				E11D	2	7/23/2019	0.0220
						10/22/2019	0.0200
						1/30/2019	0.0061
				N1D	2	4/23/2019	0.0062
						7/23/2019	0.0064
						10/22/2019	0.0058
				N2D	2	4/22/2019	0.0067
						10/23/2019	0.0054
						1/30/2019	0.0036
				N3D	2	4/22/2019	0.0045
						7/24/2019	0.0033
						10/23/2019	0.0034
				N5D	2	4/22/2019	0.0089
						10/21/2019	0.0081
						4/23/2019	0.0040
				NE1D	2	10/21/2019	0.0031
4/23/2019	0.0078						
10/23/2019	0.0078						
S11D	2	4/23/2019	0.0083				
		10/23/2019	0.0078				
		1/29/2019	0.0040				
DNR	3	4/23/2019	0.0050				
		7/24/2019	0.0037				
		10/22/2019	0.0038				
DOT	3	4/22/2019	0.0078				
		10/24/2019	0.0064				
		1/30/2019	0.0037				
WR1	WSW	4/23/2019	0.0037				
		7/24/2019	0.0037				
		10/24/2019	0.0031				

Table 5. WAC 173-200 and Federal MCL Exceedences
2019 Annual Monitoring Report
Coupeville Solid Waste Facility, Island County, Washington

Parameter	Criteria			Sample Location	Aquifer	Date Sampled	Result
	WAC 173-200	Primary MCL	Secondary MCL				
Iron (mg/L)	0.3	-	0.3	E5D	2	1/29/2019	1.7
						4/22/2019	1.7
						7/23/2019	1.7
						10/24/2019	2.2
				E6D	2	1/29/2019	0.78
						4/22/2019	0.82
						7/23/2019	1.1
						10/22/2019	1.4
				E8D	2	1/29/2019	1.6
						4/22/2019	1.4
						7/23/2019	1.3
						10/24/2019	1.3
				E10D	2	1/30/2019	1.2
						4/23/2019	1.3
7/23/2019	1.0						
N1D	2	10/22/2019	1.1				
N2D	2	10/23/2019	0.33				
DOT	3	7/24/2019	0.36				
Manganese (mg/L)	0.05	-	0.05	E1D	1	4/22/2019	0.058
						10/21/2019	0.055
				E2S	1	4/22/2019	0.44
						10/21/2019	0.47
				S11S	1	4/23/2019	0.20
						10/23/2019	0.20
				E2D	2	4/22/2019	0.066
						10/21/2019	0.065
				E3D	2	4/22/2019	0.30
						10/23/2019	0.29
				E4D	2	4/22/2019	0.085
						10/22/2019	0.071
				E5D	2	1/29/2019	0.23
						4/22/2019	0.24
						7/23/2019	0.28
						10/24/2019	0.23
				E6D	2	1/29/2019	0.69
						4/22/2019	0.62
						7/23/2019	0.70
						10/22/2019	0.65
				E7D	2	1/29/2019	0.67
						4/22/2019	0.73
						7/23/2019	0.74
						10/22/2019	0.72
				E8D	2	1/29/2019	0.34
						4/22/2019	0.33
						7/23/2019	0.34
						10/24/2019	0.29
				E9D	2	7/23/2019	0.059
						10/22/2019	0.053
				E10D	2	1/30/2019	0.083
						4/23/2019	0.081
						7/23/2019	0.089
						10/22/2019	0.090
N1D	2	4/22/2019	0.29				
		10/23/2019	0.31				
N5D	2	4/23/2019	0.21				
		10/21/2019	0.23				
S11D	2	4/23/2019	0.16				
		10/23/2019	0.16				
DOT	3	4/22/2019	0.17				
		10/24/2019	0.16				

Table 5. WAC 173-200 and Federal MCL Exceedences
 2019 Annual Monitoring Report
 Coupeville Solid Waste Facility, Island County, Washington

Parameter	Criteria			Sample Location	Aquifer	Date Sampled	Result
	WAC 173-200	Primary MCL	Secondary MCL				
<i>Volatile Organic Compounds</i>							
1,1,-Dichloroethane (µg/L)	1.0	-	-	E7D	2	1/29/2019	2.7
						4/22/2019	2.5
						7/23/2019	3.2
						10/22/2019	3.7
Vinyl Chloride (µg/L)	0.02	2	-	E1D	1	4/22/2019	0.23
						10/21/2019	0.28
				E2S	1	4/22/2019	0.046
						10/21/2019	0.058
				E4S	1	10/22/2019	0.099
						4/22/2019	0.17
				N2S	1	10/23/2019	0.24
						1/29/2019	26
				E2D	2	7/24/2019	28
						10/21/2019	28
				E6D	2	10/22/2019	0.031
						1/29/2019	3.5
E7D	2	4/22/2019	2.2				
		7/23/2019	4.1				
		10/22/2019	3.9				

Notes:

^a = WAC 246-290-310 standard

mg/L = milligrams per liter

µg/L = micrograms per liter

MCL = Federal Maximum Contaminant Level

WSW = Water Supply Well

Table 6. Short and Long Term Statistics for Select Parameters
 2019 Annual Monitoring Report
 Coupeville Solid Waste Facility, Island County, Washington

Parameter	Aquifer	Station	Short Term Statistics (2018-2019)									Long Term Statistics (1985-2019)								
			Summary Statistics					Mann-Kendall Trend Analysis				Summary Statistics					Mann-Kendall Trend Analysis			
			N	# of NDs	Min	Max	Mean ^a	S	Z	Probability	Result	N	# of NDs	Min	Max	Mean ^a	S	Z	Probability	Result
Specific Conductivity (µS/cm)	1	E1D	4	0	1760	1826	1797.5	6	1.698	4.47	no trend	127	0	163	2490	1301.9	2901	6.044	0	increasing
	1	E1S	4	0	1141	1196	1170.8	0	0	50	no trend	127	0	421	2080	1200.7	1184	2.465	0.68	increasing
	1	E2S	4	0	1283	1323	1303.5	-6	-1.7	4.47	no trend	125	0	420	1630	1113.3	3771	8.045	0	increasing
	1	E4S	4	0	1237	1262	1249.5	0	0	50	no trend	42	0	549.7	1262	1077.2	287	3.099	0.1	increasing
	1	N2S	4	0	1312	1542	1477.5	-2	-0.34	36.71	no trend	56	0	159	1900	1417.2	-163	-1.145	12.61	no trend
	1	N3S	4	0	1057	1102	1073.3	-5	-1.45	7.43	no trend	125	0	119	1365	838.4	4716	10.06	0	increasing
	1	NE1S	4	0	839	867	851.5	5	1.445	7.43	no trend	64	0	436	1004	807.9	3	0.012	49.54	no trend
	1	S10S	4	0	1264	1386	1309.5	-6	-1.7	4.47	no trend	66	0	665	2400	1528.4	-1076	-5.949	0	decreasing
	1	S11S	4	0	913	940	923.3	-2	-0.34	36.71	no trend	61	0	458.7	1033	869.4	332	2.06	1.97	no trend
	2	E2D	8	0	1540	1698	1608	-22	-2.6	0.47	decreasing	130	0	180	2280	1184	3390	6.821	0	increasing
	2	E3D	4	0	764	784	774	-4	-1.02	15.41	no trend	71	0	375.2	846	710	1109	5.5	0	increasing
	2	E4D	8	0	530	575	554.6	3	0.247	40.23	no trend	48	0	431	933	577.6	-343	-3.04	0.12	decreasing
	2	E5D	8	0	1194	1279	1243.1	14	1.608	5.39	no trend	12	0	1078	1279	1212.8	49	3.291	0.05	increasing
	2	E6D	8	0	640	684	667.6	-4	-0.37	35.53	no trend	12	0	640	696	671.1	-16	-1.029	15.19	no trend
	2	E7D	8	0	1762	1885	1818.3	18	2.103	1.77	no trend	12	0	1690	1885	1785.8	51	3.437	0.03	increasing
	2	E8D	8	0	549	584	570.1	-6	-0.62	26.81	no trend	12	0	549	587	571.7	-7	-0.412	34	no trend
	2	E9D	8	0	511	554	541.8	9	0.99	16.12	no trend	12	0	511	568	546	-12	-0.754	22.54	no trend
	2	E10D	8	0	917	1030	976.1	9	0.997	15.93	no trend	12	0	917	1030	966.8	23	1.512	6.53	no trend
	2	N1D	4	0	1498	1561	1518.3	-4	-1.02	15.41	no trend	126	0	152	1850	1223.2	4137	8.722	0	increasing
	2	N2D	8	0	1159	1258	1224	-10	-1.13	12.91	no trend	135	0	122	1516	918.9	6291	11.97	0	increasing
	2	N3D	4	0	654	679	663.5	6	1.698	4.47	no trend	125	0	371	800	543.8	4412	9.413	0	increasing
	2	N5D	4	0	1451	1467	1458.8	2	0.34	36.71	no trend	65	0	874.2	1630	1354.7	930	5.259	0	increasing
2	NE1D	4	0	676	691	681.8	-2	-0.34	36.71	no trend	64	0	335.4	763	634	504	2.914	0.18	increasing	
2	S11D	4	0	934	967	945.8	-4	-1.02	15.41	no trend	63	0	468.1	1065	893.6	246	1.453	7.31	no trend	
WSW	DNR	7	0	829	891	857.4	6	0.751	22.64	no trend	74	0	601	969	807.4	1053	4.909	0	increasing	
WSW	DOT	4	0	715	726	721.3	0	0	50	no trend	110	0	388.4	726	581.8	3299	8.519	0	increasing	
WSW	WR1	8	0	837	898	883.9	-1	0	50	no trend	73	0	479	898	790.8	1421	6.763	0	increasing	

Table 6. Short and Long Term Statistics for Select Parameters
 2019 Annual Monitoring Report
 Coupeville Solid Waste Facility, Island County, Washington

Parameter	Aquifer	Station	Short Term Statistics (2018-2019)									Long Term Statistics (1985-2019)								
			Summary Statistics					Mann-Kendall Trend Analysis				Summary Statistics					Mann-Kendall Trend Analysis			
			N	# of NDs	Min	Max	Mean ^a	S	Z	Probability	Result	N	# of NDs	Min	Max	Mean ^a	S	Z	Probability	Result
Nitrate (mg/L)	1	E1D	4	2	<0.2	0.99	0.3425	-3	-0.68	24.85	no trend	127	47	<0.000030	3.19	0.689	-2586	-5.387	0	decreasing
	1	E1S	4	0	12	14	12.75	1	0	50	no trend	127	13	<0.000030	14	4.27	3195	6.657	0	increasing
	1	E2S	4	0	5.4	8.7	7	-5	-1.45	7.43	no trend	124	45	<0.000030	8.7	1.625	-1320	-2.849	0.22	decreasing
	1	E4S	4	0	1.6	3.3	2.2	2	0.34	36.71	no trend	42	0	0.11	3.85	0.685	554	5.994	0	increasing
	1	N2S	4	0	6.1	9.2	7.08	4	1.019	15.41	no trend	57	17	<0.000030	9.2	2.066	33	0.22	41.28	no trend
	1	N3S	4	0	4.3	7.3	6.13	2	0.34	36.71	no trend	125	5	<0.2	7.3	2.544	5766	12.3	0	increasing
	1	NE1S	4	0	3.7	7	5.48	4	1.019	15.41	no trend	64	0	0.03	8.39	5.16	1047	6.06	0	increasing
	1	S10S	4	0	31	40	34.25	-6	-1.7	4.47	no trend	66	0	0.02	86	35	339	1.871	3.07	no trend
	1	S11S	4	4	<0.0750	<0.2	0.0688	N/A	N/A	N/A	N/A	61	59	<0.00070	0.19	0.01914	-457	-2.839	0.23	decreasing
	2	E2D	4	0	1.8	7.8	5.23	2	0.34	36.71	no trend	122	14	<0.00070	7.8	0.963	772	1.706	4.4	no trend
	2	E3D	4	4	<0.0750	<0.2	0.0688	N/A	N/A	N/A	N/A	71	67	<0.000030	0.18	0.01946	-1057	-5.244	0	decreasing
	2	E4D	4	3	<0.0750	0.16	0.0994	1	0	50	no trend	42	41	<0.0028	0.16	0.02226	N/A	N/A	N/A	N/A
	2	E5D	8	8	<0.0750	<0.2	0.0609	N/A	N/A	N/A	N/A	8	8	<0.0750	<0.2	0.0609	N/A	N/A	N/A	N/A
	2	E6D	8	8	<0.0750	<0.2	0.0609	N/A	N/A	N/A	N/A	8	8	<0.0750	<0.2	0.0609	N/A	N/A	N/A	N/A
	2	E7D	8	7	<0.0750	1.2	0.214	N/A	N/A	N/A	N/A	8	7	<0.0750	1.2	0.214	N/A	N/A	N/A	N/A
	2	E8D	8	8	<0.0750	<0.2	0.0688	N/A	N/A	N/A	N/A	8	8	<0.0750	<0.2	0.0688	N/A	N/A	N/A	N/A
	2	E9D	8	8	<0.0750	<0.2	0.0766	N/A	N/A	N/A	N/A	8	8	<0.0750	<0.2	0.0766	N/A	N/A	N/A	N/A
	2	E10D	8	8	<0.0750	<0.2	0.0766	N/A	N/A	N/A	N/A	8	8	<0.0750	<0.2	0.0766	N/A	N/A	N/A	N/A
	2	N1D	4	4	<0.0750	<0.2	0.0844	N/A	N/A	N/A	N/A	127	85	<0.000030	0.6	0.1004	-4244	-8.843	0	decreasing
	2	N2D	8	0	0.72	3.8	2.94	2	0.125	45.04	no trend	136	34	<0.000030	3.8	0.81	-201	-0.376	35.34	no trend
	2	N3D	4	4	<0.0750	<0.2	0.0531	N/A	N/A	N/A	N/A	124	102	<0.000030	0.7	0.0713	-3336	-7.204	0	decreasing
	2	N5D	4	4	<0.0750	<0.2	0.0688	N/A	N/A	N/A	N/A	65	61	<0.00070	0.18	0.0171	-298	-1.682	4.63	no trend
	2	NE1D	4	4	<0.0750	<0.2	0.0531	N/A	N/A	N/A	N/A	64	33	<0.00250	3.86	0.0881	532	3.077	0.1	increasing
	2	S11D	4	4	<0.0750	<0.2	0.0688	N/A	N/A	N/A	N/A	62	59	<0.00070	0.16	0.01865	-412	-2.498	0.63	decreasing
	WSW	DNR	7	4	<0.2	0.41	0.1786	5	0.615	26.94	no trend	74	37	<0.000030	0.56	0.068	-1173	-5.471	0	decreasing
	WSW	DOT	4	4	<0.0750	<0.2	0.0844	N/A	N/A	N/A	N/A	111	107	<0.000030	0.3	0.0517	-2177	-5.546	0	decreasing
	WSW	WR1	8	2	<0.2	1.6	0.965	12	1.361	8.68	no trend	73	5	<0.012	1.63	0.958	1192	5.672	0	increasing

Table 6. Short and Long Term Statistics for Select Parameters
 2019 Annual Monitoring Report
 Coupeville Solid Waste Facility, Island County, Washington

Parameter	Aquifer	Station	Short Term Statistics (2018-2019)									Long Term Statistics (1985-2019)								
			Summary Statistics					Mann-Kendall Trend Analysis				Summary Statistics					Mann-Kendall Trend Analysis			
			N	# of NDs	Min	Max	Mean ^a	S	Z	Probability	Result	N	# of NDs	Min	Max	Mean ^a	S	Z	Probability	Result
Sulfate (mg/L)	1	E1D	4	0	76	98	88.3	6	1.698	4.47	no trend	127	0	22	109	58.4	2545	5.302	0	increasing
	1	E2S	4	0	69	71	70	4	1.162	12.27	no trend	124	0	8	76	31.3	3333	7.197	0	increasing
	1	E4S	4	0	42	47	45.5	-1	0	50	no trend	42	0	24	63	36.6	637	6.895	0	increasing
	1	N2S	4	0	65	110	95	-5	-1.45	7.43	no trend	57	0	3	130	60.1	962	6.616	0	increasing
	1	N3S	4	0	43	47	44.75	-5	-1.45	7.43	no trend	125	0	15	56	41.35	2020	4.309	0	increasing
	1	NE1S	4	0	70	75	71.5	5	1.445	7.43	no trend	64	0	34	97	69.7	-132	-0.759	22.39	no trend
	1	S10S	4	0	83	93	90.3	-5	-1.45	7.43	no trend	66	0	33	131	97.1	-401	-2.214	1.34	no trend
	1	S11S	4	0	28	32	30.5	3	0.679	24.85	no trend	61	0	25	32	28.3	957	5.951	0	increasing
	2	E2D	4	0	77	81	78.3	3	0.722	23.51	no trend	122	0	0.8	81	29.4	2022	4.473	0	increasing
	2	E3D	4	0	16	16	16	0	0	50	no trend	71	0	13	28	15.56	811	4.022	0	increasing
	2	E4D	4	0	13	14	13.5	0	0	50	no trend	42	0	10	161	22	-475	-5.139	0	decreasing
	2	E5D	8	0	21	24	22.5	22	2.639	0.42	increasing	8	0	21	24	22.5	22	2.639	0.42	increasing
	2	E6D	8	0	31	38	34.75	-27	-3.24	0.06	decreasing	8	0	31	38	34.75	-27	-3.242	0.06	decreasing
	2	E7D	8	0	130	190	161.3	22	2.639	0.42	increasing	8	0	130	190	161.3	22	2.639	0.42	increasing
	2	E8D	8	0	26	27	26.1	-3	-0.25	40	no trend	8	0	26	27	26.1	-3	-0.253	40	no trend
	2	E9D	8	0	19	21	19.88	-15	-1.76	3.93	no trend	8	0	19	21	19.88	-15	-1.759	3.93	no trend
	2	E10D	8	0	42	46	44.5	15	1.745	4.05	no trend	8	0	42	46	44.5	15	1.745	4.05	no trend
	2	N1D	4	0	140	170	152.5	1	0	50	no trend	127	1	<0.04	190	83.5	6754	14.07	0	increasing
	2	N2D	8	0	68	71	69.5	2	0.126	45	no trend	136	0	2	72	36.5	6754	12.71	0	increasing
	2	N3D	4	0	25	26	25.25	1	0	50	no trend	124	0	0.6	51	19.55	4691	10.13	0	increasing
	2	N5D	4	0	68	77	72.5	4	1.019	15.41	no trend	65	0	30	77	45.3	1873	10.6	0	increasing
	2	NE1D	4	0	37	39	38	1	0	50	no trend	64	0	29	81	36.5	942	5.453	0	increasing
	2	S11D	4	0	32	33	32.5	-2	-0.34	36.71	no trend	62	0	27	33	30.24	294	1.78	3.75	no trend
WSW	DNR	7	0	51	56	53.6	-5	-0.61	27.17	no trend	74	0	16	56	37	2190	10.22	0	increasing	
WSW	DOT	4	0	23	23	23	0	0	50	no trend	111	0	10.1	32	17.02	3514	8.953	0	increasing	
WSW	WR1	8	0	44	46	45.25	6	0.623	26.65	no trend	73	0	36	53.4	43.7	-641	-3.048	0.12	decreasing	

Table 6. Short and Long Term Statistics for Select Parameters
 2019 Annual Monitoring Report
 Coupeville Solid Waste Facility, Island County, Washington

Parameter	Aquifer	Station	Short Term Statistics (2018-2019)									Long Term Statistics (1985-2019)								
			Summary Statistics					Mann-Kendall Trend Analysis				Summary Statistics					Mann-Kendall Trend Analysis			
			N	# of NDs	Min	Max	Mean ^a	S	Z	Probability	Result	N	# of NDs	Min	Max	Mean ^a	S	Z	Probability	Result
Total Dissolved Solids (mg/L)	1	E1D	4	0	970	1000	985	2	0.34	36.71	no trend	65	0	930	1600	1137.1	-1607	-9.092	0	decreasing
	1	E2S	4	0	730	770	745	-3	-0.72	23.51	no trend	65	0	551	890	795.4	325	1.834	3.33	no trend
	1	E4S	4	0	670	710	700	3	0.722	23.51	no trend	42	0	540	711	653.3	293	3.165	0.08	increasing
	1	N2S	4	0	730	900	852.5	-1	0	50	no trend	35	0	730	1136	988	-444	-6.293	0	decreasing
	1	N3S	4	0	540	600	575	-2	-0.34	36.71	no trend	63	0	540	724	660.9	10	0.053	47.87	no trend
	1	NE1S	4	0	430	490	470	3	0.679	24.85	no trend	64	0	380	620	519	-93	-0.533	29.7	no trend
	1	S10S	4	0	740	810	770	-4	-1.02	15.41	no trend	66	0	740	1410	986.6	-1479	-8.18	0	decreasing
	1	S11S	4	0	450	500	475	0	0	50	no trend	61	0	450	551	516.6	-169	-1.045	14.79	no trend
	2	E2D	4	0	820	940	872.5	0	0	50	no trend	65	0	452	1277	1102	-521	-2.944	0.16	decreasing
	2	E3D	4	0	340	390	367.5	-4	-1.02	15.41	no trend	65	0	338	450	416.6	708	4.003	0	increasing
	2	E4D	4	0	280	340	307.5	4	1.019	15.41	no trend	42	0	280	556	348.7	-582	-6.297	0	decreasing
	2	E5D	8	0	570	720	651.3	7	0.742	22.9	no trend	8	0	570	720	651.3	7	0.742	22.9	no trend
	2	E6D	8	0	290	380	345	5	0.499	30.9	no trend	8	0	290	380	345	5	0.499	30.9	no trend
	2	E7D	8	0	910	1200	1080	11	1.257	10.45	no trend	8	0	910	1200	1080	11	1.257	10.45	no trend
	2	E8D	8	0	220	320	282.5	-1	0	50	no trend	8	0	220	320	282.5	-1	0	50	no trend
	2	E9D	8	0	210	300	261.3	5	0.499	30.9	no trend	8	0	210	300	261.3	5	0.499	30.9	no trend
	2	E10D	8	0	490	570	528.8	14	1.634	5.12	no trend	8	0	490	570	528.8	14	1.634	5.12	no trend
	2	N1D	4	0	770	900	847.5	-2	-0.34	36.71	no trend	64	0	770	1079	935.1	-451	-2.607	0.46	decreasing
	2	N2D	8	0	610	690	660	1	0	50	no trend	69	0	403	767	682.4	561	2.901	0.19	increasing
	2	N3D	4	0	340	380	352.5	3	0.722	23.51	no trend	64	0	298	400	362.7	820	4.745	0	increasing
	2	N5D	4	0	770	800	782.5	1	0	50	no trend	65	0	657	891	804	938	5.305	0	increasing
2	NE1D	4	0	290	370	342.5	-2	-0.34	36.71	no trend	64	0	258	549	379.6	602	3.482	0.02	increasing	
2	S11D	4	0	460	510	490	-4	-1.02	15.41	no trend	62	0	460	571	530.7	-304	-1.841	3.28	no trend	
WSW	DNR	7	0	430	510	455.7	8	1.063	14.38	no trend	67	0	430	526	479.8	411	2.219	1.33	no trend	
WSW	DOT	4	0	290	400	360	0	0	50	no trend	65	0	290	430	372.5	921	5.209	0	increasing	
WSW	WR1	8	0	430	520	463.8	8	0.873	19.14	no trend	58	0	378	633	477	271	1.811	3.51	no trend	

Table 6. Short and Long Term Statistics for Select Parameters
 2019 Annual Monitoring Report
 Coupeville Solid Waste Facility, Island County, Washington

Parameter	Aquifer	Station	Short Term Statistics (2018-2019)									Long Term Statistics (1985-2019)								
			Summary Statistics					Mann-Kendall Trend Analysis				Summary Statistics					Mann-Kendall Trend Analysis			
			N	# of NDs	Min	Max	Mean ^a	S	Z	Probability	Result	N	# of NDs	Min	Max	Mean ^a	S	Z	Probability	Result
Arsenic, Total (µg/L)	1	E1D	4	0	4.3	6.3	4.825	1	0	50	no trend	112	33	<0.110	<200	9.87	-2280	-5.731	0	decreasing
	1	E2S	4	0	1.2	2.9	1.675	1	0	50	no trend	113	37	<0.024	<200	10.76	-4074	-10.11	0	decreasing
	1	E4S	4	0	2.4	3.9	2.85	3	0.722	23.51	no trend	42	1	<0.50	4	2.587	39	0.412	34.02	no trend
	1	N2S	4	0	1.2	2.5	1.525	1	0	50	no trend	50	27	<0.030	<20	1.16	294	2.452	0.71	increasing
	1	N3S	4	0	2.3	3.7	2.7	-1	0	50	no trend	110	43	<0.030	<200	9.02	-2115	-5.461	0	decreasing
	1	NE1S	4	0	2.4	3	2.725	4	1.019	15.41	no trend	64	0	2	6	2.91	-409	-2.365	0.9	decreasing
	1	S10S	4	0	1.9	3.4	2.35	0	0	50	no trend	66	5	<0.030	3.6	1.947	515	2.845	0.22	increasing
	1	S11S	4	0	5.2	6	5.6	2	0.34	36.71	no trend	61	0	3	7	5.8	-374	-2.322	1.01	no trend
	2	E2D	4	0	1.6	3.5	2.175	-1	0	50	no trend	112	44	<0.030	<200	7.72	-2135	-5.367	0	decreasing
	2	E3D	4	0	6	7.8	6.6	4	1.019	15.41	no trend	71	0	2	10	6.62	-662	-3.282	0.05	decreasing
	2	E4D	4	0	14	17	15.25	3	0.679	24.85	no trend	42	0	3	26	17.2	-375	-4.055	0	decreasing
	2	E5D	8	0	5.7	7.4	6.31	18	2.103	1.77	no trend	8	0	5.7	7.4	6.31	18	2.103	1.77	no trend
	2	E6D	8	0	1.2	1.6	1.313	2	0.126	45	no trend	8	0	1.2	1.6	1.313	2	0.126	45	no trend
	2	E7D	8	0	1.7	3.7	2.25	2	0.124	45.08	no trend	8	0	1.7	3.7	2.25	2	0.124	45.08	no trend
	2	E8D	8	0	2.2	5.5	3.81	20	2.351	0.94	increasing	8	0	2.2	5.5	3.81	20	2.351	0.94	increasing
	2	E9D	8	0	18	22	20	14	1.621	5.25	no trend	8	0	18	22	20	14	1.621	5.25	no trend
	2	E10D	8	0	5.1	6.4	5.69	20	2.387	0.85	increasing	8	0	5.1	6.4	5.69	20	2.387	0.85	increasing
	2	N1D	4	0	4.5	6.7	5.38	2	0.34	36.71	no trend	112	34	<0.10	<200	9.87	-2929	-7.363	0	decreasing
	2	N2D	8	0	2.9	4.5	3.375	12	1.361	8.68	no trend	116	44	<0.10	<200	7.99	-2054	-4.899	0	decreasing
	2	N3D	4	0	7.9	8.9	8.3	2	0.34	36.71	no trend	109	29	<0.10	<200	12.56	-1545	-4.043	0	decreasing
	2	N5D	4	0	3.1	4	3.425	0	0	50	no trend	65	0	3	9	4.18	-842	-4.762	0	decreasing
2	NE1D	4	0	7.4	7.8	7.7	1	0	50	no trend	64	1	<0.50	9	6.8	509	2.944	0.16	increasing	
2	S11D	4	0	7.3	8.3	7.9	2	0.34	36.71	no trend	62	0	3	9.6	7.83	-210	-1.27	10.21	no trend	
WSW	DNR	7	0	3.2	5	3.87	9	1.202	11.48	no trend	74	0	3.2	12	5.7	-947	-4.416	0	decreasing	
WSW	DOT	4	0	5.8	7.8	6.58	2	0.34	36.71	no trend	111	32	<0.024	<200	10.92	-2439	-6.214	0	decreasing	
WSW	WR1	8	0	3.1	3.7	3.41	8	0.88	18.96	no trend	73	16	<0.030	5	2.55	443	2.105	1.76	no trend	

Table 6. Short and Long Term Statistics for Select Parameters
 2019 Annual Monitoring Report
 Coupeville Solid Waste Facility, Island County, Washington

Parameter	Aquifer	Station	Short Term Statistics (2018-2019)									Long Term Statistics (1985-2019)								
			Summary Statistics					Mann-Kendall Trend Analysis				Summary Statistics					Mann-Kendall Trend Analysis			
			N	# of NDs	Min	Max	Mean ^a	S	Z	Probability	Result	N	# of NDs	Min	Max	Mean ^a	S	Z	Probability	Result
Iron, Total (mg/L)	1	E1D	4	4	<0.150	<0.150	<0.150	N/A	N/A	N/A	N/A	109	75	<0.0010	3.89	0.093	-2595	-6.793	0	decreasing
	1	E2S	4	4	<0.150	<0.150	<0.150	N/A	N/A	N/A	N/A	110	16	<0.00130	23	2.766	-3411	-8.808	0	decreasing
	1	E4S	4	4	<0.150	<0.150	<0.150	N/A	N/A	N/A	N/A	41	36	<0.0010	0.12	0.0331	-401	-4.497	0	decreasing
	1	N2S	4	4	<0.150	<0.150	<0.150	N/A	N/A	N/A	N/A	48	43	<0.002	3.6	0.1086	N/A	N/A	N/A	N/A
	1	N3S	4	4	<0.150	<0.150	<0.150	N/A	N/A	N/A	N/A	107	49	<0.0010	16	1.196	-2763	-7.436	0	decreasing
	1	NE1S	4	4	<0.150	<0.150	<0.150	N/A	N/A	N/A	N/A	64	48	<0.0010	0.22	0.04076	-790	-4.572	0	decreasing
	1	S10S	4	4	<0.150	<0.150	<0.150	N/A	N/A	N/A	N/A	66	43	<0.0010	2.05	0.1403	-1149	-6.355	0	decreasing
	1	S11S	4	4	<0.150	<0.150	<0.150	N/A	N/A	N/A	N/A	61	13	<0.002	0.25	0.1164	665	4.133	0	increasing
	2	E2D	4	4	<0.150	<0.150	<0.150	N/A	N/A	N/A	N/A	106	69	<0.0010	23	0.313	-2929	-7.994	0	decreasing
	2	E3D	4	4	<0.150	<0.150	<0.150	N/A	N/A	N/A	N/A	70	45	<0.0010	0.3	0.0456	-1311	-6.643	0	decreasing
	2	E4D	4	4	<0.150	<0.150	<0.150	N/A	N/A	N/A	N/A	42	12	<0.150	3.41	0.743	-418	-4.521	0	decreasing
	2	E5D	8	0	1.4	2.2	1.688	16	1.87	3.07	no trend	8	0	1.4	2.2	1.688	16	1.87	3.07	no trend
	2	E6D	8	0	0.32	1.4	0.789	24	2.846	0.22	increasing	8	0	0.32	1.4	0.789	24	2.846	0.22	increasing
	2	E7D	8	6	<0.150	0.3	0.1313	-6	-0.63	26.49	no trend	8	6	<0.150	0.3	0.1313	-6	-0.628	26.49	no trend
	2	E8D	8	0	1.3	1.6	1.375	-3	-0.25	40.08	no trend	8	0	1.3	1.6	1.375	-3	-0.251	40.08	no trend
	2	E9D	8	8	<0.150	<0.150	<0.150	N/A	N/A	N/A	N/A	8	8	<0.150	<0.150	<0.150	N/A	N/A	N/A	N/A
	2	E10D	8	1	<0.150	1.5	1.122	-13	-1.49	6.88	no trend	8	1	<0.150	1.5	1.122	-13	-1.485	6.88	no trend
	2	N1D	4	1	<0.150	0.39	0.294	-2	-0.34	36.71	no trend	109	3	<0.0012	2.77	0.483	-501	-1.309	9.52	no trend
	2	N2D	8	7	<0.150	0.36	0.1106	N/A	N/A	N/A	N/A	112	74	<0.0012	1.85	0.0735	-2677	-6.729	0	decreasing
	2	N3D	4	4	<0.150	<0.150	<0.150	N/A	N/A	N/A	N/A	106	13	<0.0012	2.04	0.343	-2231	-6.088	0	decreasing
	2	N5D	4	4	<0.150	<0.150	<0.150	N/A	N/A	N/A	N/A	65	56	<0.0010	<0.18	0.02348	-698	-3.947	0	decreasing
	2	NE1D	4	4	<0.150	<0.150	<0.150	N/A	N/A	N/A	N/A	64	27	<0.0010	3.92	0.1787	-977	-5.656	0	decreasing
	2	S11D	4	4	<0.150	<0.150	<0.150	N/A	N/A	N/A	N/A	62	11	<0.150	2.27	0.429	-480	-2.91	0.18	decreasing
WSW	DNR	7	7	<0.150	<0.150	<0.150	N/A	N/A	N/A	N/A	74	8	<0.150	15.1	0.546	-224	-1.041	14.9	no trend	
WSW	DOT	4	1	<0.150	0.72	0.374	4	1.019	15.41	no trend	108	7	<0.010	0.854	0.2554	431	1.142	12.68	no trend	
WSW	WR1	8	8	<0.150	<0.150	<0.150	N/A	N/A	N/A	N/A	73	38	<0.0012	2.13	0.119	-979	-4.658	0	decreasing	

Table 6. Short and Long Term Statistics for Select Parameters
 2019 Annual Monitoring Report
 Coupeville Solid Waste Facility, Island County, Washington

Parameter	Aquifer	Station	Short Term Statistics (2018-2019)									Long Term Statistics (1985-2019)								
			Summary Statistics					Mann-Kendall Trend Analysis				Summary Statistics					Mann-Kendall Trend Analysis			
			N	# of NDs	Min	Max	Mean ^a	S	Z	Probability	Result	N	# of NDs	Min	Max	Mean ^a	S	Z	Probability	Result
Manganese, Total (mg/L)	1	E1D	4	0	0.044	0.058	0.0515	4	1.019	15.41	no trend	109	3	<0.0010	0.394	0.0465	1484	3.883	0.01	increasing
	1	E2S	4	0	0.41	0.47	0.44	5	1.445	7.43	no trend	110	1	<0.0000282	2.8	0.962	-1036	-2.674	0.38	decreasing
	1	E4S	4	4	<0.010	<0.010	<0.010	N/A	N/A	N/A	N/A	42	16	<0	0.484	0.0243	-549	-5.942	0	decreasing
	1	N2S	4	0	0.024	0.045	0.03125	-4	-1.02	15.41	no trend	48	8	<0.00170	0.283	0.0606	-129	-1.138	12.76	no trend
	1	N3S	4	4	<0.010	<0.010	<0.010	N/A	N/A	N/A	N/A	107	26	<0.0000282	0.34	0.0255	-2533	-6.816	0	decreasing
	1	NE1S	4	4	<0.010	<0.010	<0.010	N/A	N/A	N/A	N/A	64	29	<0	0.329	0.01274	-1076	-6.23	0	decreasing
	1	S10S	4	4	<0.010	<0.010	<0.010	N/A	N/A	N/A	N/A	66	4	<0.010	0.365	0.1143	-1826	-10.1	0	decreasing
	1	S11S	4	0	0.19	0.2	0.1975	3	0.722	23.51	no trend	61	0	0.01	0.271	0.186	714	4.437	0	increasing
	2	E2D	4	0	0.06	0.066	0.0633	4	1.019	15.41	no trend	107	27	<0.000090	2	0.0549	2579	6.94	0	increasing
	2	E3D	4	0	0.26	0.3	0.2825	2	0.34	36.71	no trend	70	0	0.07	0.344	0.24	745	3.772	0.01	increasing
	2	E4D	4	0	0.07	0.085	0.076	2	0.34	36.71	no trend	42	0	0.002	0.393	0.1025	-508	-5.495	0	decreasing
	2	E5D	8	0	0.21	0.28	0.2325	18	2.119	1.7	no trend	8	0	0.21	0.28	0.2325	18	2.119	1.7	no trend
	2	E6D	8	0	0.62	0.73	0.684	-11	-1.24	10.8	no trend	8	0	0.62	0.73	0.684	-11	-1.237	10.8	no trend
	2	E7D	8	0	0.58	0.74	0.673	18	2.103	1.77	no trend	8	0	0.58	0.74	0.673	18	2.103	1.77	no trend
	2	E8D	8	0	0.29	0.35	0.329	-2	-0.13	45.04	no trend	8	0	0.29	0.35	0.329	-2	-0.125	45.04	no trend
	2	E9D	8	0	0.04	0.059	0.052	-3	-0.25	40.23	no trend	8	0	0.04	0.059	0.052	-3	-0.247	40.23	no trend
	2	E10D	8	0	0.081	0.095	0.0883	-7	-0.74	22.9	no trend	8	0	0.081	0.095	0.0883	-7	-0.742	22.9	no trend
	2	N1D	4	0	0.29	0.31	0.2975	3	0.679	24.85	no trend	109	0	0.002	0.96	0.189	3390	8.874	0	increasing
	2	N2D	8	7	<0.010	0.022	0.00713	N/A	N/A	N/A	N/A	112	53	<0.000030	0.041	0.00753	1327	3.335	0.04	increasing
	2	N3D	4	0	0.029	0.037	0.033	2	0.34	36.71	no trend	106	0	0.009	0.25	0.052	-1030	-2.809	0.25	decreasing
	2	N5D	4	0	0.19	0.23	0.2125	4	1.019	15.41	no trend	65	1	<0.0000282	0.265	0.1827	1192	6.743	0	increasing
	2	NE1D	4	4	<0.010	<0.010	<0.010	N/A	N/A	N/A	N/A	64	11	<0.00170	0.378	0.03265	-1309	-7.579	0	decreasing
	2	S11D	4	0	0.16	0.16	0.16	0	0	50	no trend	62	0	0.078	0.22	0.164	-133	-0.802	21.13	no trend
WSW	DNR	7	7	<0.010	<0.010	<0.010	N/A	N/A	N/A	N/A	74	7	<0.010	0.147	0.0865	-126	-0.583	27.98	no trend	
WSW	DOT	4	0	0.16	0.17	0.1625	1	0	50	no trend	108	0	0.062	0.17	0.1307	924	2.45	0.71	increasing	
WSW	WR1	8	8	<0.010	<0.010	<0.010	N/A	N/A	N/A	N/A	73	41	<0	0.09	0.00487	-1027	-4.887	0	decreasing	

Table 6. Short and Long Term Statistics for Select Parameters
 2019 Annual Monitoring Report
 Coupeville Solid Waste Facility, Island County, Washington

Parameter	Aquifer	Station	Short Term Statistics (2018-2019)									Long Term Statistics (1985-2019)								
			Summary Statistics					Mann-Kendall Trend Analysis				Summary Statistics					Mann-Kendall Trend Analysis			
			N	# of NDs	Min	Max	Mean ^a	S	Z	Probability	Result	N	# of NDs	Min	Max	Mean ^a	S	Z	Probability	Result
Vinyl Chloride (µg/L)	1	E1D	4	0	0.2	0.28	0.23	4	1.019	15.41	no trend	76	17	<0.010	<3.0	0.39	35	0.152	43.94	no trend
	1	E2S	4	0	0.046	0.088	0.0688	-4	-1.02	15.41	no trend	88	5	<0.010	2.98	0.986	-2422	-8.726	0	decreasing
	1	E4S	4	3	<0.010	0.099	0.0285	3	0.722	23.51	no trend	42	29	<0.00590	0.26	0.0411	208	2.245	1.24	no trend
	1	N2S	4	0	0.17	0.24	0.2025	0	0	50	no trend	48	3	<0.010	7.9	2.715	-654	-5.804	0	decreasing
	1	N3S	4	4	<0.010	<0.010	<0.010	N/A	N/A	N/A	N/A	81	74	<0.00590	<3.0	0.1045	N/A	N/A	N/A	N/A
	1	NE1S	4	4	<0.010	<0.010	<0.010	N/A	N/A	N/A	N/A	64	60	<0.00590	0.26	0.02633	N/A	N/A	N/A	N/A
	1	S10S	4	4	<0.010	<0.010	<0.010	N/A	N/A	N/A	N/A	66	12	<0.010	7.71	1.728	-1891	-10.46	0	decreasing
	1	S11S	4	4	<0.010	<0.010	<0.010	N/A	N/A	N/A	N/A	61	57	<0.00590	0.26	0.02242	N/A	N/A	N/A	N/A
	2	E2D	8	1	<0.010	28	20.75	14	1.621	5.25	no trend	85	9	<0.010	53.6	16.67	1618	6.138	0	increasing
	2	E3D	4	4	<0.010	<0.010	<0.010	N/A	N/A	N/A	N/A	71	64	<0.00590	0.26	0.0425	N/A	N/A	N/A	N/A
	2	E4D	8	8	<0.010	<0.010	<0.010	N/A	N/A	N/A	N/A	50	19	<0.010	0.26	0.043	-630	-5.263	0	decreasing
	2	E5D	8	8	<0.010	<0.010	<0.010	N/A	N/A	N/A	N/A	25	19	<0.00590	0.4	0.0568	-87	-2.013	2.21	no trend
	2	E6D	8	5	<0.010	0.051	0.01775	-2	-0.13	45.04	no trend	25	6	<0.010	0.4	0.0754	-159	-3.693	0.01	decreasing
	2	E7D	8	0	2.2	4.2	3.65	-4	-0.37	35.53	no trend	26	0	2.2	18.1	6.85	-227	-4.981	0	decreasing
	2	E8D	8	8	<0.010	<0.010	<0.010	N/A	N/A	N/A	N/A	25	17	<0.00590	0.4	0.0524	-133	-3.09	0.1	decreasing
	2	E9D	8	8	<0.010	<0.010	<0.010	N/A	N/A	N/A	N/A	13	13	<0.010	<0.010	<0.010	N/A	N/A	N/A	N/A
	2	E10D	8	8	<0.010	<0.010	<0.010	N/A	N/A	N/A	N/A	13	13	<0.010	<0.010	<0.010	N/A	N/A	N/A	N/A
	2	N1D	4	4	<0.010	<0.010	<0.010	N/A	N/A	N/A	N/A	77	73	<0.00590	<3.0	0.109	N/A	N/A	N/A	N/A
	2	N2D	8	6	<0.010	0.039	0.01188	-11	-1.26	10.45	no trend	88	22	<0.010	<3.0	0.1122	-298	-1.07	14.22	no trend
	2	N3D	4	4	<0.010	<0.010	<0.010	N/A	N/A	N/A	N/A	75	71	<0.00590	<3.0	0.0893	N/A	N/A	N/A	N/A
	2	N5D	4	4	<0.010	<0.010	<0.010	N/A	N/A	N/A	N/A	65	14	<0.010	0.26	0.0343	36	0.198	42.15	no trend
2	NE1D	4	4	<0.010	<0.010	<0.010	N/A	N/A	N/A	N/A	64	60	<0.00590	0.26	0.02633	N/A	N/A	N/A	N/A	
2	S11D	4	4	<0.010	<0.010	<0.010	N/A	N/A	N/A	N/A	63	59	<0.00590	0.26	0.02667	N/A	N/A	N/A	N/A	
WSW	DNR	7	7	<0.010	<0.010	<0.010	N/A	N/A	N/A	N/A	74	70	<0.00590	0.26	0.0434	N/A	N/A	N/A	N/A	
WSW	DOT	4	4	<0.010	<0.010	<0.010	N/A	N/A	N/A	N/A	73	69	<0.00590	<3.0	0.0815	N/A	N/A	N/A	N/A	
WSW	WR1	8	8	<0.010	<0.010	<0.010	N/A	N/A	N/A	N/A	73	69	<0.00590	0.26	0.0715	N/A	N/A	N/A	N/A	

Notes

^a Arithmetic Mean

µg/L = micrograms per liter

mg/L = milligrams per liter

N = number of samples

N/A = not applicable (insufficient sample size available, or calculation not applicable due to percent of non-detects)

E1S was only sampled for field parameters and Nitrate beginning in 2018 in accordance with the site sampling and analysis plan. Therefore it is not listed in Table 6 for parameters that were not analyzed.

Mann-Kendall Analysis for Short Term Statistics required a minimum of four samples in order to assess.

Mann-Kendall Analysis for Long Term Statistics required a minimum of eight samples in order to assess.

Table 7. Landfill Gas Monitoring Data
2019 Annual Monitoring Report
Coupeville Solid Waste Facility, Island County, Washington

Point ID	Record Date	CH4%	CO2%	O2%	Bal Gas%	Init Temp (F)	Adj Temp (F)	Init Static Pressure ("H2O)	Adj Static Pressure ("H2O)	InitDiffPress	AdjDiffPress	Init Flow (scfm)	AdjFlow	BaroPress	SystemPressure	AmbientTemp
IC-GP15D	3/21/2019 14:29	0	9.8	8.3	81.9									29.81		56
IC-GP15D	5/1/2019 7:55	0	8.4	10.9	80.7									29.86		55
IC-GP15D	6/20/2019 15:09	0	7.1	12.2	80.7									29.87		70
IC-GP15D	7/24/2019 7:49	0	5.5	14.1	80.4									30.07		65
IC-GP15D	9/26/2019 12:56	0.3	7.3	11.9	80.5									29.76		58
IC-GP15D	10/28/2019 9:06	0	7	13.6	79.4									30.03		46
IC-GP15D	12/17/2019 13:55	0	7.3	13.1	79.6									29.8		54
IC-GP15S	2/12/2019 8:39	0	10.3	7.5	82.2									29.49		33
IC-GP15S	3/21/2019 14:28	0	6.5	13.1	80.4									29.81		56
IC-GP15S	5/1/2019 7:53	0	6.6	12.1	81.3									29.85		55
IC-GP15S	6/20/2019 15:07	0	6.7	12.3	81									29.86		70
IC-GP15S	7/24/2019 7:48	0	4.9	15.9	79.2									30.07		65
IC-GP15S	9/26/2019 12:55	0.4	6.7	12.7	80.2									29.76		58
IC-GP15S	10/28/2019 9:05	0.3	5.4	14.9	79.4									30.03		46
IC-GP15S	12/17/2019 13:54	0.1	5.4	14.6	79.9									29.76		54
IC-GP17D	2/12/2019 8:34	0	9.6	10.1	80.3									29.49		33
IC-GP17D	3/21/2019 14:25	0	7.6	11.6	80.8									29.82		56
IC-GP17D	5/1/2019 7:47	0	6.3	14	79.7									29.86		55
IC-GP17D	6/20/2019 15:13	0	3.5	16.6	79.9									29.89		70
IC-GP17D	7/24/2019 7:53	0	4.4	16.3	79.3									30.07		65
IC-GP17D	9/26/2019 13:00	0.1	4.6	15.3	80									29.75		58
IC-GP17D	10/28/2019 9:11	0	5	16.3	78.7									30.03		46
IC-GP17D	12/17/2019 14:00	0	5.2	15.9	78.9									29.79		54
IC-GP17S	2/12/2019 8:31	0	4.9	15.2	79.9									29.49		33
IC-GP17S	3/21/2019 14:24	0	3.8	16.7	79.5									29.81		56
IC-GP17S	5/1/2019 7:45	0.1	3.7	17.2	79									29.85		55
IC-GP17S	6/20/2019 15:12	0	3.9	16.7	79.4									29.86		70
IC-GP17S	7/24/2019 7:52	0	4	17.4	78.6									30.07		65
IC-GP17S	9/26/2019 12:59	0.1	4.7	16	79.2									29.75		58
IC-GP17S	10/28/2019 9:10	0	4.4	17.5	78.1									30.03		46
IC-GP17S	12/17/2019 13:58	0	4	17.3	78.7									29.75		54
IC-GP-1D	2/12/2019 7:30	0	4.3	15.9	79.8									29.47		33
IC-GP-1D	4/30/2019 18:03	0	4	16.5	79.5									29.84		70
IC-GP-1D	7/24/2019 14:20	0	2.4	17.9	79.7									30.01		65
IC-GP-1D	10/28/2019 16:14	0	3.7	17.4	78.9									29.94		46
IC-GP-1S	2/12/2019 7:27	0	2.4	18.3	79.3									29.48		33
IC-GP-1S	4/30/2019 17:59	0	2.2	18.9	78.9									29.83		70
IC-GP-1S	7/24/2019 14:18	0	0.2	19.8	80									30.01		65
IC-GP-1S	10/28/2019 16:12	0	2.4	18.8	78.8									29.93		46
ICGP2018	2/12/2019 12:23	0	5	16.2	78.8									29.47		38
ICGP2018	5/1/2019 8:37	0	4.6	15.8	79.6									29.81		65
ICGP2018	7/24/2019 8:21	0	3.5	17.7	78.8									30.04		65
ICGP2018	10/28/2019 11:59	0	4.1	17	78.9									29.99		46
ICGP2038	2/12/2019 12:28	0	6.9	13.9	79.2									29.48		38
ICGP2038	5/1/2019 8:42	0	6.4	13.7	79.9									29.81		65
ICGP2038	7/24/2019 8:26	0	6.2	14.1	79.7									30.05		65
ICGP2038	10/28/2019 12:03	0	6.2	14.4	79.4									30		46
ICGP2058	2/12/2019 12:32	0	8.4	11.1	80.5									29.47		38
ICGP2058	5/1/2019 8:46	0	8.5	10.7	80.8									29.82		65
ICGP2058	7/24/2019 8:30	0	0.6	20.7	78.7									30.04		65

Table 7. Landfill Gas Monitoring Data
2019 Annual Monitoring Report
Coupeville Solid Waste Facility, Island County, Washington

Point ID	Record Date	CH4%	CO2%	O2%	Bal Gas%	Init Temp (F)	Adj Temp (F)	Init Static Pressure ("H2O)	Adj Static Pressure ("H2O)	InitDiffPress	AdjDiffPress	Init Flow (scfm)	AdjFlow	BaroPress	SystemPressure	AmbientTemp
ICGP2058	10/28/2019 12:07	0	8.3	11.3	80.4									30		46
ICGP2078	2/12/2019 12:36	0	7.5	11.7	80.8									29.46		38
ICGP2078	5/1/2019 8:50	0	7.8	9.7	82.5									29.8		65
ICGP2078	7/24/2019 8:31	0	6	12.5	81.5									30.05		65
ICGP2078	10/28/2019 12:17	0	8.9	9.1	82									30		46
ICGP2098	2/12/2019 12:41	0	7.5	9.9	82.6									29.46		38
ICGP2098	5/1/2019 8:56	0	7.2	9.9	82.9									29.82		65
ICGP2098	7/24/2019 8:35	0	0.2	20.8	79									30.05		65
ICGP2098	10/28/2019 12:20	0	7.7	9.4	82.9									30		46
ICGP2118	2/12/2019 12:49	0	3.2	18.5	78.3									29.47		38
ICGP2118	5/1/2019 9:30	0	1.9	19	79.1									29.81		65
ICGP2118	7/24/2019 8:40	0	2	19	79									30.03		65
ICGP2118	10/28/2019 12:28	0	2.8	18.7	78.5									29.99		46
ICGP2138	2/12/2019 12:54	0	4.4	16.9	78.7									29.47		38
ICGP2138	5/1/2019 9:33	0	3.5	17.1	79.4									29.82		65
ICGP2138	7/24/2019 8:44	0	3.5	17.4	79.1									30.04		65
ICGP2138	10/28/2019 12:36	0	4	17.5	78.5									30		46
ICGP2158	2/12/2019 12:59	0	4.4	16.7	78.9									29.48		38
ICGP2158	5/1/2019 9:38	0	4.2	16.1	79.7									29.81		65
ICGP2158	7/24/2019 8:51	0	4.4	15.8	79.8									30.04		65
ICGP2158	10/28/2019 12:43	0	4.5	16.5	79									30		46
ICGP2178	2/12/2019 13:04	0	3.9	17	79.1									29.48		38
ICGP2178	5/1/2019 9:45	0	4.9	15.1	80									29.82		65
ICGP2178	7/24/2019 8:58	0	4.4	15.6	80									30.04		65
ICGP2178	10/28/2019 12:57	0	4.8	15.4	79.8									30		46
ICGP2198	2/12/2019 13:07	0	4.1	16.6	79.3									29.48		38
ICGP2198	5/1/2019 9:50	0	4.4	15.6	80									29.81		65
ICGP2198	7/24/2019 9:04	0	4.4	15	80.6									30.04		65
ICGP2198	10/28/2019 13:03	0	4.6	15.5	79.9									29.99		46
IC-GP-22	2/12/2019 13:15	0	4.1	16.7	79.2									29.47		38
IC-GP-22	5/1/2019 9:08	0	2.7	18.8	78.5									29.81		65
IC-GP-22	7/24/2019 12:28	0	6.7	11.4	81.9									30.06		65
IC-GP-22	7/24/2019 12:29	0	2.5	18	79.5									30.06		65
IC-GP-22	10/28/2019 13:14	0	2.4	19.4	78.2									29.99		46
ICGP2318	2/12/2019 7:40	0	3	18.7	78.3									29.46		33
ICGP2318	4/30/2019 17:13	0	2.7	18.6	78.7									29.84		70
ICGP2318	7/24/2019 12:52	0	2.9	17.5	79.6									30.04		65
ICGP2318	10/28/2019 14:38	0.1	3.4	17.5	79									29.96		46
ICGP2338	2/12/2019 7:46	0	3.4	17.9	78.7									29.46		33
ICGP2338	4/30/2019 17:19	0	3.2	17.8	79									29.82		70
ICGP2338	7/24/2019 12:56	0	2.9	17.2	79.9									30.04		65
ICGP2338	10/28/2019 14:41	0	3	17.7	79.3									29.96		46
ICGP2358	2/12/2019 7:53	0	3.4	17.4	79.2									29.46		33
ICGP2358	4/30/2019 17:25	0	3.3	16.8	79.9									29.85		70
ICGP2358	7/24/2019 13:03	0	3	17	80									30.04		65
ICGP2358	10/28/2019 14:45	0	3.2	17.2	79.6									29.96		46
ICGP2378	2/12/2019 8:00	0	3.3	17	79.7									29.46		33
ICGP2378	4/30/2019 17:33	0	3.2	16.3	80.5									29.84		70
ICGP2378	7/24/2019 13:10	0	0.1	20.1	79.8									30.04		65
ICGP2378	10/28/2019 14:54	0	3.4	16.7	79.9									29.96		46

Table 7. Landfill Gas Monitoring Data
2019 Annual Monitoring Report
Coupeville Solid Waste Facility, Island County, Washington

Point ID	Record Date	CH4%	CO2%	O2%	Bal Gas%	Init Temp (F)	Adj Temp (F)	Init Static Pressure ("H2O)	Adj Static Pressure ("H2O)	InitDiffPress	AdjDiffPress	Init Flow (scfm)	AdjFlow	BaroPress	SystemPressure	AmbientTemp
ICGP2398	2/12/2019 8:06	0	3.1	17.6	79.3									29.46		33
ICGP2398	4/30/2019 17:42	0	3.2	16.5	80.3									29.86		70
ICGP2398	7/24/2019 13:18	0	3	15.9	81.1									30.03		65
ICGP2398	10/28/2019 14:56	0	2.4	18.2	79.4									29.96		46
ICGP2418	2/11/2019 16:30	0	5	15.7	79.3									29.51		33
ICGP2418	4/30/2019 17:47	0.1	3.3	16	80.6									29.87		66
ICGP2418	7/24/2019 13:58	0	3.4	16.8	79.8									30.02		65
ICGP2418	10/28/2019 15:42	0	3.8	16.7	79.5									29.83		46
ICGP2438	2/11/2019 16:33	0	6	14	80									29.5		33
ICGP2438	4/30/2019 17:52	0.1	5.7	12.8	81.4									29.88		66
ICGP2438	7/24/2019 14:03	0	4.4	14.8	80.8									30.02		65
ICGP2438	10/28/2019 15:46	0	5.4	14.1	80.5									29.83		46
ICGP2458	2/11/2019 16:40	0	7.6	10.3	82.1									29.49		33
ICGP2458	4/30/2019 17:54	0.1	6.5	11.2	82.2									29.9		66
ICGP2458	7/24/2019 14:06	0	0.6	20.3	79.1									30.02		65
ICGP2458	10/28/2019 15:53	0	6.3	12.6	81.1									29.84		46
ICGP2478	2/11/2019 16:46	0	6.4	10.3	83.3									29.48		33
ICGP2478	4/30/2019 17:57	0.1	5.4	10.3	84.2									29.89		66
ICGP2478	7/24/2019 14:11	0	0.2	20.6	79.2									30.02		65
ICGP2478	10/28/2019 16:00	0	6.3	10.7	83									29.86		46
ICGP2498	2/11/2019 16:51	0	4.9	11.1	84									29.47		33
ICGP2498	4/30/2019 17:59	0.2	4.6	10.3	84.9									29.89		66
ICGP2498	7/24/2019 14:15	0	0	20.6	79.4									30.02		65
ICGP2498	10/28/2019 16:06	0	5.3	10.5	84.2									29.86		46
ICGP2518	2/11/2019 15:45	0	6.5	14.7	78.8									29.52		33
ICGP2518	4/30/2019 17:15	0.1	6.6	13.4	79.9									29.87		66
ICGP2518	7/24/2019 13:25	0	8.4	12.2	79.4									30.03		65
ICGP2518	10/28/2019 15:06	0	8.7	13.1	78.2									29.85		46
ICGP2538	2/11/2019 15:50	0	6.8	14.2	79									29.51		33
ICGP2538	4/30/2019 17:20	0.1	6	13.4	80.5									29.88		66
ICGP2538	7/24/2019 13:30	0	6.3	13.2	80.5									30.03		65
ICGP2538	10/28/2019 15:13	0	7.5	12.8	79.7									29.86		46
ICGP2558	2/11/2019 15:58	0	6.5	14.1	79.4									29.49		33
ICGP2558	4/30/2019 17:24	0.1	5.9	13	81									29.89		66
ICGP2558	7/24/2019 13:36	0	5.4	13.2	81.4									30.03		65
ICGP2558	10/28/2019 15:21	0	6.4	13.1	80.5									29.86		46
ICGP2578	2/11/2019 16:05	0	6.1	14	79.9									29.48		33
ICGP2578	4/30/2019 17:31	0.1	5.7	12.8	81.4									29.88		66
ICGP2578	7/24/2019 13:42	0	5.6	13.1	81.3									30.03		65
ICGP2578	10/28/2019 15:26	0	6.1	13	80.9									29.85		46
ICGP2598	2/11/2019 16:13	0	5.5	14.2	80.3									29.49		33
ICGP2598	4/30/2019 17:36	0.1	5.2	12.8	81.9									29.9		66
ICGP2598	7/24/2019 13:47	0	0.2	20.4	79.4									30.03		65
ICGP2598	10/28/2019 15:31	0	5.5	12.8	81.7									29.85		46
ICGP2618	2/12/2019 11:55	0	4.2	15.2	80.6									29.5		38
ICGP2618	5/1/2019 7:54	0	4.1	15.4	80.5									29.85		65
ICGP2618	7/24/2019 8:04	0	0.8	20.1	79.1									30.1		65
ICGP2618	10/28/2019 11:40	0	4.2	15.2	80.6									30.04		46
ICGP2638	2/12/2019 11:59	0	2.5	18.6	78.9									29.5		38
ICGP2638	5/1/2019 8:01	0	2.5	18.1	79.4									29.86		65

Table 7. Landfill Gas Monitoring Data
2019 Annual Monitoring Report
Coupeville Solid Waste Facility, Island County, Washington

Point ID	Record Date	CH4%	CO2%	O2%	Bal Gas%	Init Temp (F)	Adj Temp (F)	Init Static Pressure ("H2O)	Adj Static Pressure ("H2O)	InitDiffPress	AdjDiffPress	Init Flow (scfm)	AdjFlow	BaroPress	SystemPressure	AmbientTemp
ICGP2638	7/24/2019 8:07	0	3	17.5	79.5									30.1		65
ICGP2638	10/28/2019 11:44	0	3.3	17.6	79.1									30.04		46
ICGP2658	2/12/2019 12:02	0	3.1	16.3	80.6									29.51		38
ICGP2658	5/1/2019 8:11	0	3.1	15.8	81.1									29.85		65
ICGP2658	7/24/2019 8:10	0	3	15.9	81.1									30.1		65
ICGP2658	10/28/2019 11:46	0	2.8	16.5	80.7									30.04		46
IC-GP-27	2/12/2019 12:11	0	8.8	10.2	81									29.46		38
IC-GP-27	5/1/2019 8:31	0	9.2	9.6	81.2									29.81		65
IC-GP-27	7/24/2019 8:18	0	0.8	20.5	78.7									30.04		65
IC-GP-27	10/28/2019 11:54	0	8.7	10.2	81.1									29.98		46
IC-GP-28	2/12/2019 12:45	0	4.9	14.7	80.4									29.46		38
IC-GP-28	5/1/2019 9:03	0	8.5	10.6	80.9									29.81		65
IC-GP-28	7/24/2019 9:06	0	3.4	15.4	81.2									30.04		65
IC-GP-28	10/28/2019 13:05	0	3.5	16	80.5									29.99		46
ICGP2998	2/12/2019 13:12	0	4	16.9	79.1									29.47		38
ICGP2998	5/1/2019 9:24	0	5.5	13.7	80.8									29.81		65
ICGP2998	7/24/2019 12:26	0	6.6	11.4	82									30.06		65
ICGP2998	10/28/2019 13:12	0	5.1	14.9	80									29.98		46
ICGP3018	2/12/2019 8:57	46.3	5.7	0	48									29.48		33
ICGP3018	3/21/2019 14:34	41.6	5.8	0	52.6									29.8		56
ICGP3018	5/1/2019 11:24	41	4.9	1	53.1									29.86		65
ICGP3018	6/20/2019 15:25	46.4	5.7	0	47.9									29.87		70
ICGP3018	7/24/2019 10:16	55	11.5	2	31.5									30.02		65
ICGP3018	9/26/2019 13:11	49.3	10.9	1.5	38.3									29.74		58
ICGP3018	10/28/2019 9:21	49.4	8.2	0	42.4									30.03		46
ICGP3018	12/17/2019 14:09	49.2	8.5	0	42.3									29.76		54
ICGP3038	2/12/2019 9:04	28.4	11	0	60.6									29.47		33
ICGP3038	3/21/2019 14:38	30.8	9.8	0	59.4									29.8		56
ICGP3038	5/1/2019 10:01	31.2	9.7	0	59.1									29.86		55
ICGP3038	6/20/2019 15:29	32.7	9.3	0	58									29.89		70
ICGP3038	7/24/2019 10:21	34.2	9.2	0	56.6									30.02		65
ICGP3038	9/26/2019 13:14	35.3	8.9	0	55.8									29.74		58
ICGP3038	10/28/2019 9:25	29.6	9.8	0	60.6									30.04		46
ICGP3038	12/17/2019 14:13	34.6	10.7	0	54.7									29.79		54
ICGP3069	2/12/2019 9:11	11.4	16.5	0	72.1									29.47		33
ICGP3069	3/21/2019 14:45	10.7	15.4	0	73.9									29.8		56
ICGP3069	5/1/2019 10:07	12.6	16.2	0	71.2									29.86		55
ICGP3069	6/20/2019 15:34	12.2	16.6	0	71.2									29.89		70
ICGP3069	7/24/2019 10:28	13.2	17.1	0	69.7									30.02		65
ICGP3069	9/26/2019 13:21	12.8	17.1	0	70.1									29.74		58
ICGP3069	10/28/2019 9:31	12	18.6	0	69.4									30.04		46
ICGP3069	12/17/2019 14:20	11.9	21.7	0	66.4									29.8		54
ICGP3081	2/12/2019 9:19	8.5	16.1	0	75.4									29.46		33
ICGP3081	3/21/2019 14:51	8.4	15.3	0	76.3									29.79		56
ICGP3081	5/1/2019 10:13	9.6	15.9	0	74.5									29.86		55
ICGP3081	6/20/2019 15:40	9.4	16.3	0	74.3									29.9		70
ICGP3081	7/24/2019 10:36	10.3	16.6	0	73.1									30.02		65
ICGP3081	9/26/2019 13:28	10.3	17	0	72.7									29.74		58
ICGP3081	10/28/2019 9:38	9.4	17.8	0	72.8									30.04		46
ICGP3081	12/17/2019 14:38	8.6	21.1	0	70.3									29.8		54

Table 7. Landfill Gas Monitoring Data
 2019 Annual Monitoring Report
 Coupeville Solid Waste Facility, Island County, Washington

Point ID	Record Date	CH4%	CO2%	O2%	Bal Gas%	Init Temp (F)	Adj Temp (F)	Init Static Pressure ("H2O)	Adj Static Pressure ("H2O)	InitDiffPress	AdjDiffPress	Init Flow (scfm)	AdjFlow	BaroPress	SystemPressure	AmbientTemp
IC-VGW-8	9/26/19 14:17	16.2	21	1.1	61.7	68	68	0	0	-0.005	-0.003	<<>>	<<>>	29.71	-2.32	58
IC-VGW-8	10/28/19 10:45	13.9	21.8	1.2	63.1	64	67	0	0	-0.003	0	<<>>	<<>>	30.01	-2.72	46
IC-VGW-8	12/17/19 15:25	14.2	22.3	2.5	61	53.4	53.5	0	-0.01	-0.001	-0.001	0	0	29.76	-2.67	54
IC-VGW-9	2/12/19 10:44	1.1	13.1	3.5	82.3	39	39	-2.7	-2.7	2.285	2.524	11	12	29.51	-4.33	38
IC-VGW-9	3/21/19 15:52	1.5	12.3	3.7	82.5	68	68	-2.4	-2.4	2.425	2.4	12	11	29.77	-4	56
IC-VGW-9	5/1/19 9:52	1.2	12.1	4.6	82.1	64.4	64.5	-6.55	-6.75	1.328	1.286	15.4	15.2	29.85	-6.96	55
IC-VGW-9	6/20/19 17:17	1.1	11.6	5	82.3	83.2	83.4	-4.72	-4.72	2.204	2.203	19.6	19.6	29.85	-5.94	67
IC-VGW-9	7/24/19 10:09	0.5	10.3	6.3	82.9	77	77	-5.5	-5.5	2.663	2.636	21	21	30.02	-7	65
IC-VGW-9	9/26/19 14:24	1.9	10.6	6.6	80.9	65	65	-5.7	-5.7	2.737	2.584	22	21	29.71	-7.15	58
IC-VGW-9	10/28/19 10:51	0.8	11.4	6.7	81.1	64	63	-5.8	-5.8	2.685	2.756	21	22	30.01	-7.36	46
IC-VGW-9	10/28/19 14:30	1.3	10.6	7.1	81	58	56	-5.4	-2	2.636	0.282	21	7	29.96	-11.83	46
IC-VGW-9	12/17/19 15:32	1	12.8	7.6	78.6	49.7	49.6	-1.51	-1.52	0.306	0.302	7.5	7.5	29.76	-12.34	54

Table 8. Source Control Operations Data
 2019 Annual Monitoring Report
 Coupeville Solid Waste Facility, Island County, Washington

Date	LFG Blower (cumulative hrs.)	Soil Gas Blower (cumulative hrs.)	Sump Discharge (cumulative cu. ft.)	Sump Discharge (cumulative gallons)	Comments
10/25/2005			1	6	
12/27/2005	43,217	49,603	317	2,371	
12/26/2006	45,921	53,933	3,027	22,642	
12/31/2007	49,169	58,359	4,682	35,021	
12/31/2008	52,316	62,748	6,970	52,136	
12/29/2009	55,487	67,095	9,286	69,459	
12/14/2010	58,094	71,249	11,877	88,840	
12/27/2011	60,562	75,787	14,481	108,318	
12/26/2012	62,956	80,160	20,061	150,056	
12/31/2013	65,243	84,585	21,430	160,296	
12/30/2014	67,247	88,899	23,850	178,398	
12/30/2015	69,882	93,290	26,260	196,425	
12/31/2016	70,865	95,440	28,568	213,689	
12/26/2017	71,395	98,345	30,006	224,445	
12/26/2018	71,989	100,458	32,696	244,566	
1/2/2019	72,002	100,496	32,889	246,010	
1/8/2019	72,017	100,533	32,947	246,444	
1/15/2019	72,035	100,578	33,002	246,855	
1/22/2019	72,053	100,618	33,033	247,087	
1/29/2019	72,071	100,662	33,177	248,164	
2/5/2019	72,083	100,702	33,177	248,164	
2/12/2019	72,101	100,746	33,211	248,418	
2/19/2019	72,113	100,791	33,367	249,585	
2/26/2019	72,131	100,828	33,436	250,101	
3/5/2019	72,148	100,872	33,461	250,288	
3/12/2019	72,164	100,911	33,489	250,498	
3/19/2019	72,182	100,953	33,522	250,745	
3/26/2019	72,198	100,998	33,539	250,872	
4/2/2019	72,214	101,038	33,550	250,954	
4/9/2019	72,228	101,080	33,565	251,066	
4/16/2019	72,246	101,122	33,613	251,425	
4/23/2019	42,264	101,164	33,658	251,762	
4/30/2019	72,280	101,208	33,675	251,889	
5/7/2019	72,299	101,253	33,682	251,941	
5/14/2019	72,317	101,296	33,683	251,949	
5/21/2019	72,331	101,335	33,688	251,986	
5/28/2019	72,349	101,382	33,694	252,031	
6/4/2019	72,367	101,419	33,695	252,039	
6/11/2019	72,385	101,463	33,707	252,128	
6/18/2019	72,403	101,503	33,708	252,136	
6/25/2019	72,424	101,549	33,708	252,136	
7/4/2019	72,446	101,603	33,711	252,158	
7/9/2019	72,458	101,633	33,711	252,158	
7/16/2019	72,476	101,677	33,711	252,158	

Table 8. Source Control Operations Data
 2019 Annual Monitoring Report
 Coupeville Solid Waste Facility, Island County, Washington

Date	LFG Blower (cumulative hrs.)	Soil Gas Blower (cumulative hrs.)	Sump Discharge (cumulative cu. ft.)	Sump Discharge (cumulative gallons)	Comments
7/24/2019	72,501	101,730	33,713	252,173	
7/30/2019	72,514	101,761	33,713	252,173	
8/6/2019	72,532	101,805	33,713	252,173	
8/13/2019	72,550	101,845	33,716	252,196	
8/20/2019	72,585	101,892	33,716	252,196	
8/27/2019	72,501	101,933	33,718	252,211	
9/3/2019	72,603	101,975	33,718	252,211	
9/10/2019	72,621	102,013	33,735	252,338	
9/17/2019	72,639	102,061	33,775	252,637	
9/24/2019	72,657	102,099	33,799	252,817	
10/1/2019	72,680	102,144	33,825	253,011	
10/8/2019	72,698	102,187	33,839	253,116	
10/15/2019	72,716	102,223	33,849	253,191	
10/22/2019	72,732	102,268	33,977	254,148	
10/29/2019	72,752	102,309	34,053	254,716	
11/5/2019	72,770	102,351	34,071	254,851	
11/12/2019	72,788	102,396	34,084	254,948	
11/19/2019	72,805	102,437	34,175	255,629	
11/26/2019	72,823	102,477	34,241	256,123	
12/3/2019	72,841	102,519	34,268	256,325	
12/10/2019	72,859	102,561	34,348	256,923	
12/17/2019	72,877	102,603	34,423	257,484	
12/26/2019	72,901	102,661	34,603	258,830	
12/31/2019	72,909	102,693	34,634	259,062	
Total Hours	29,899	53,499			
Avg hrs./day	5.89	10.54			

Data obtained from 2005 through 2018 has been summarized as annual totals for brevity.

Table 10. LFG and SVE System Flow Rates
 2019 Annual Monitoring Report
 Coupeville Solid Waste Facility, Island County, Washington

Date	SVE System				LFG System				
	Methane (% vol.)	Carbon Dioxide (% vol.)	Oxygen (% vol.)	Flow (scfm)	Methane (% vol.)	Carbon Dioxide (% vol.)	Oxygen (% vol.)	Flow (scfm)	Flow @ 50% CH ₄ (scfm)
1/13/2006	4.4	19.6	0.2	94.0	29.3	21.0	0.1	120.0	70.3
3/1/2006	4.0	18.5	1.3	85.0	30.5	19.7	0.6	87.0	53.1
4/3/2006	3.2	18.0	1.7	77.0	33.8	20.6	1.1	88.0	59.5
5/1/2006	2.6	15.2	4.3	81.0	27.8	19.1	1.1	82.0	45.6
6/5/2006	2.9	16.7	2.4	65.0	32.8	20.5	0.3	83.0	54.4
7/13/2006	2.9	16.3	2.8	81.0	32.1	21.1	0.5	53.0	34.0
8/18/2006	2.7	15.8	3.0	81.0	29.1	20.8	0.5	73.0	42.5
9/14/2006	2.8	15.9	3.1	87.0	32.2	21.8	0.4	62.0	39.9
10/19/2006	2.8	16.0	3.3	93.0	33.3	21.3	0.4	63.0	42.0
12/4/2006	3.0	16.1	3.3	93.0	34.0	21.0	0.7	75.0	51.0
1/15/2007	2.8	16.0	3.0	90.0	33.6	20.0	0.6	49.0	32.9
2/23/2007	1.8	10.0	10.0	88.0	33.2	19.3	1.0	86.0	57.1
3/23/2007	3.2	15.6	3.4	84.0	37.9	25.0	0.0	86.0	65.2
5/1/2007	2.8	15.3	3.5	86.0	34.3	20.1	0.1	58.0	39.8
5/17/2007	2.9	14.9	3.6	86.0	33.7	20.3	0.2	56.0	37.7
6/14/2007	2.9	14.9	3.9	84.0	32.8	21.6	0.4	67.0	44.0
7/19/2007	2.9	14.5	3.9	80.0	36.5	22.2	0.5	N/M	
8/8/2007	2.9	14.4	4.5	87.0	32.6	20.9	2.7	46.0	30.0
9/7/2007	3.0	14.8	4.1	86.0	34.3	21.3	2.6	42.0	28.8
10/26/2007	3.2	15.0	4.0	94.0	34.5	19.5	4.0	44.0	30.4
11/26/2007	3.2	15.6	3.8	92.0	40.1	19.1	3.6	45.0	36.1
12/12/2007	3.3	15.3	3.6	91.0	41.8	20.0	2.5	85.0	71.1
1/30/2008	3.0	14.7	3.9	91.0	45.4	20.3	0.3	47.0	42.7
2/27/2008	2.9	14.7	4.2	91.0	29.8	18.4	0.9	59.0	35.2
3/18/2008	3.4	12.2	4.5	87.0	32.3	17.2	1.0	43.0	27.8
3/19/2008	3.5	14.5	3.9	81.0	46.5	19.4	0.0	39.0	36.3
8/26/2008	2.4	11.9	6.5	86.0	27.5	20.3	0.7	45.0	24.8
9/24/2008	2.7	12.6	6.2	90.0	29.0	21.3	0.3	45.0	26.1
10/29/2008	2.5	12.4	6.6	87.0	39.6	20.5	0.4	35.0	27.7
11/25/2008	2.8	12.8	6.2	88.0	34.3	19.6	0.2	34.0	23.3
12/30/2008	2.8	13.0	6.0	89.0	36.9	17.7	0.0	24.0	17.7
1/28/2009	2.4	12.8	11.4	86.0	39.0	19.5	0.0	31.0	24.2
2/24/2009	2.7	14.1	4.5	86.0	42.7	19.4	0.0	37.0	31.6
3/23/2009	2.7	14.4	4.4	87.0	39.8	19.6	0.0	38.0	30.2
4/20/2009	2.5	12.4	5.4	86.0	32.0	17.6	1.3	37.0	23.7
5/18/2009	2.0	12.7	5.8	84.0	33.9	18.3	0.6	36.0	24.4
6/25/2009	2.2	13.3	5.6	84.0	29.4	22.0	0.9	38.0	22.3
7/16/2009	2.5	14.3	4.4	83.0	31.7	21.5	0.9	41.0	26.0
8/26/2009	2.0	12.4	5.4	82.0	32.0	21.0	0.2	35.0	22.4
9/22/2009	3.8	15.2	0.5	67.0	42.0	21.5	0.0	37.0	31.1
11/23/2009	3.4	14.7	2.5	67.0	29.4	18.4	0.9	38.0	22.3
12/28/2009	8.9	14.1	3.7	82.0	30.3	17.5	1.8	38.0	23.0
2/10/2010	8.9	14.1	4.2	49.0	30.9	18.2	0.5	37.0	22.9
3/26/2010	0.0	8.1	3.8	53.0	4.0	8.9	1.6	39.0	3.1
5/21/2010	16.2	17.4	0.2	62.0	4.6	3.5	15.4	6.0	0.6
6/28/2010	12.8	17.7	0.9	21.0	24.0	18.7	0.6	36.0	17.3

Table 10. LFG and SVE System Flow Rates
 2019 Annual Monitoring Report
 Coupeville Solid Waste Facility, Island County, Washington

Date	SVE System				LFG System				
	Methane (% vol.)	Carbon Dioxide (% vol.)	Oxygen (% vol.)	Flow (scfm)	Methane (% vol.)	Carbon Dioxide (% vol.)	Oxygen (% vol.)	Flow (scfm)	Flow @ 50% CH ₄ (scfm)
8/11/2010	14.1	16.1	2.2	28.0	30.3	19.2	0.4	39.0	23.6
9/23/2010	4.5	22.7	3.0	72.0	36.8	35.6	0.0	35.0	25.8
11/18/2010	2.1	16.0	4.6	69.0	46.6	24.2	0.0	36.0	33.6
12/22/2010	2.0	12.8	6.1	81.0	56.7	24.0	0.5	36.0	40.8
2/9/2011	1.5	13.5	7.6	102.0	43.1	16.8	0.7	55.0	47.4
3/10/2011	1.8	11.7	7.9	92.0	39.0	16.8	2.5	55.0	42.9
5/4/2011	3.6	13.5	5.8	86.0	45.3	19.2	1.3	56.0	50.7
8/4/2011	5.2	14.6	4.2	84.0	46.6	24.5	0.1	57.0	53.1
9/20/2011	4.3	12.5	6.3	99.0	31.6	17.1	5.2	67.0	42.3
11/3/2011	2.3	14.4	4.5	62.0	30.5	18.4	0.0	54.0	32.9
12/29/2011	5.6	13.6	4.0	78.0	36.8	18.4	0.7	54.0	39.7
2/7/2012	5.4	12.3	3.4	51.0	34.1	17.0	0.5	55.0	37.5
3/28/2012	35.7	14.9	1.2	51.0	0.3	4.0	20.4	51.0	0.3
5/9/2012	30.4	17.0	0.0	51.0	3.2	13.6	2.9	46.0	2.9
6/27/2012	1.0	14.4	4.0	37.0	30.3	18.5	0.1	81.0	49.1
8/9/2012	4.1	14.1	4.2	52.0	31.7	19.4	1.4	74.0	46.9
9/26/2012	2.9	9.2	10.1	54.0	31.9	18.3	4.2	40.0	25.5
11/8/2012	1.5	7.8	11.9	69.0	36.2	20.8	0.9	45.0	32.6
12/20/2012	2.8	11.9	7.9	67.0	37.8	20.1	1.0	84.0	63.5
1/30/2013	2.9	11.9	6.8	14.0	32.0	17.4	1.7	21.0	13.4
3/21/2013	2.5	12.3	7.3	17.0	29.0	18.3	1.2	26.0	15.1
4/30/2013	2.9	12.1	7.1	14.0	30.4	17.6	1.4	24.0	14.6
6/18/2013	2.7	11.5	6.9	17.0	36.0	19.3	0.9	27.0	19.4
8/1/2013	2.4	10.5	8.7	15.0	30.6	18.2	3.6	15.0	9.2
9/19/2013	1.9	8.2	11.6	15.0	39.8	22.3	0.3	20.0	15.9
10/29/2013	1.9	8.0	11.4	9.0	27.7	15.7	5.3	34.0	18.8
12/17/2013	2.3	10.1	9.5	12.0	29.8	16.0	4.0	39.0	23.2
2/13/2014	19.8	14.4	5.3	16.0	29.3	16.1	1.0	32.0	18.8
5/7/2014	N/M	N/M	N/M	N/M	33.9	17.7	1.3	54.0	36.6
6/18/2014	N/M	N/M	N/M	N/M	37.8	19.2	0.0	46.0	34.8
8/5/2014	N/M	N/M	N/M	N/M	32.5	19.3	1.7	41.4	26.9
9/16/2014	N/M	N/M	N/M	N/M	36.3	20.4	1.5	43.8	31.8
10/29/2014	N/M	N/M	N/M	N/M	33.4	19.2	1.7	41.3	27.6
12/16/2014	N/M	N/M	N/M	N/M	36.9	18.7	1.1	41.0	30.3
2/3/2015	N/M	N/M	N/M	N/M	30.2	17.2	1.6	41.2	24.9
3/18/2015	0.1	0.5	21.1	21.4	27.1	16.5	1.6	45.5	24.7
4/29/2015	9.4	10.1	8.5	13.4	27.4	17.1	0.9	44.0	24.1
6/16/2015	0.0	0.3	20.2	17.6	28.6	18.7	1.3	41.9	24.0
8/4/2015	0.1	0.6	19.8	0.0	23.3	16.9	3.1	43.9	20.5
9/15/2015	4.1	3.7	17.3	16.7	25.2	15.2	6.8	42.3	21.3
10/28/2015	0.0	0.5	20.3	19.1	29.2	19.2	0.5	38.7	22.6
12/10/2015	0.0	0.2	21.0	5.3	31.6	15.9	3.5	40.4	25.5
2/3/2016	0.0	0.6	20.5	0.0	24.6	14.1	3.8	0.0	0.0
3/23/2016	11.1	15.7	1.3	0.0	26.9	16.8	0.7	0.0	0.0
5/12/2016	24.5	15.9	1.4	18.0	22.2	13.5	2.9	50.0	22.2
7/25/2016	21.1	16.3	0.1	0.0	46.0	21.5	0.0	51.0	46.9

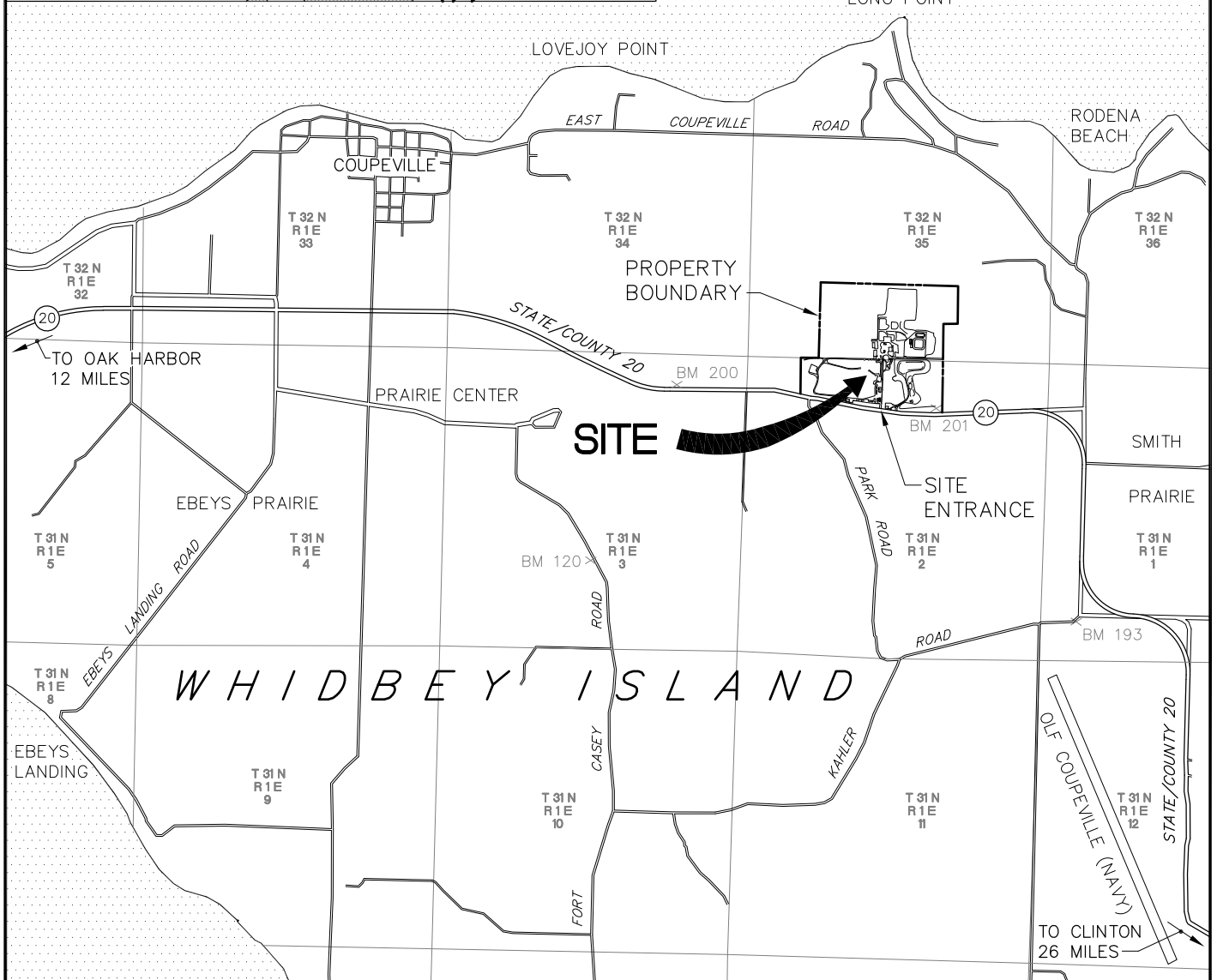

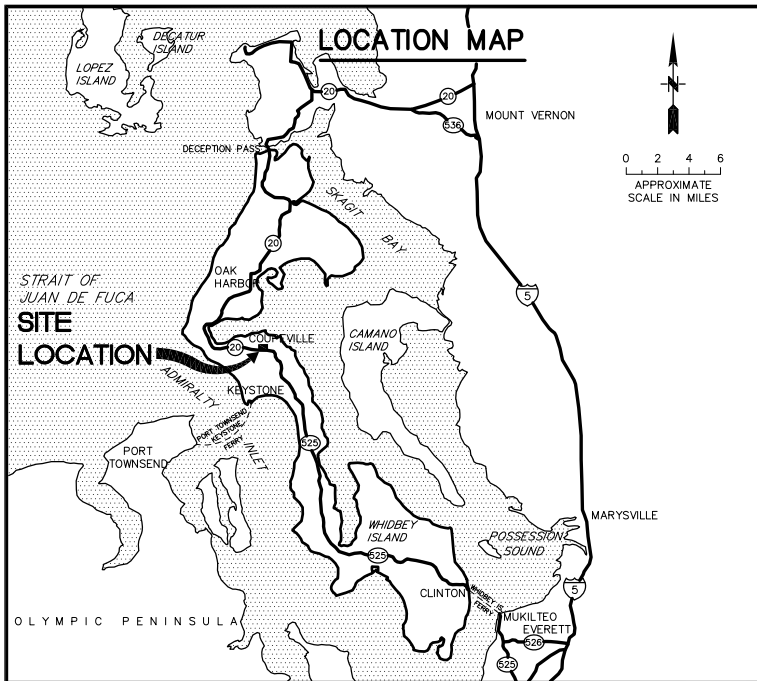
Table 10. LFG and SVE System Flow Rates
 2019 Annual Monitoring Report
 Coupeville Solid Waste Facility, Island County, Washington

Date	SVE System				LFG System				
	Methane (% vol.)	Carbon Dioxide (% vol.)	Oxygen (% vol.)	Flow (scfm)	Methane (% vol.)	Carbon Dioxide (% vol.)	Oxygen (% vol.)	Flow (scfm)	Flow @ 50% CH ₄ (scfm)
11/18/2016	1.4	15.0	0.9	33.0	50.7	21.2	0.2	50.0	50.7
12/20/2016	0.8	12.3	4.3	29.0	48.1	19.9	0.0	50.0	48.1
2/1/2017	13.8	12.4	1.7	19.6	45.4	17.8	2.2	32.0	29.1
5/4/2017	2.8	13.7	0.9	20.1	47.6	17.6	0.3	38.8	36.9
6/14/2017	3.6	12.5	3.8	20.4	48.3	18.1	1.1	39.3	38.0
8/2/2017	4.3	12.5	2.6	21.0	49.2	18.7	1.6	35.7	35.1
9/27/2017	0.9	3.6	15.8	18.9	49.4	20.3	1.9	30.3	29.9
11/8/2017	0.0	1.8	20.1	21.2	48.6	21.3	0.1	36.2	35.2
12/15/2017	2.7	14.9	1.2	21.6	49.5	20.7	0.1	31.1	30.8
2/8/2018	3.3	14.6	1.1	23.5	54.1	18.1	0.0	39.0	42.2
3/28/2018	2.8	14.1	2.9	25.4	49.4	18.4	0.0	41.3	40.8
5/16/2018	0.6	6.8	10.7	30.2	56.6	17.6	0.3	41.2	46.7
7/5/2018	3.3	14.2	1.1	29.8	54.5	19.8	0.1	42.9	46.8
8/20/2018	4.1	13.3	2.4	30.0	51.7	21.6	0.6	40.9	42.2
9/17/2018	2.5	11.8	3.2	30.2	53.8	21.1	0.8	48.5	52.2
11/7/2018	3.3	14.1	1.9	33.1	51.6	19.9	0.5	41.3	42.6
12/10/2018	1.7	12.3	3.3	37.7	49.7	18.0	0.0	43.9	43.6
2/11/2019	4.0	15.0	0.9	43.6	48.7	17.5	0.0	44.0	42.9
3/21/2019	3.6	14.3	1.0	42.7	44.8	16.0	0.0	43.1	38.6
5/1/2019	4.1	14.2	1.8	61.6	45.4	17.7	0.6	43.4	39.4
6/20/2019	3.8	13.9	2.1	64.8	45.3	18.7	0.5	41.6	37.7
7/24/2019	3.2	13.6	2.6	68.8	46.3	19.9	0.2	41.9	38.8
9/26/2019	5.2	13.1	2.4	69.0	45.8	19.2	1.5	42.1	38.5
10/28/2019	3.1	13.3	3.8	66.1	44.6	18.8	1.6	42.3	37.8
12/17/2019	5.0	17.6	0.8	65.9	42.8	19.8	1.2	42.4	36.3

N/M - Not measured

Figures



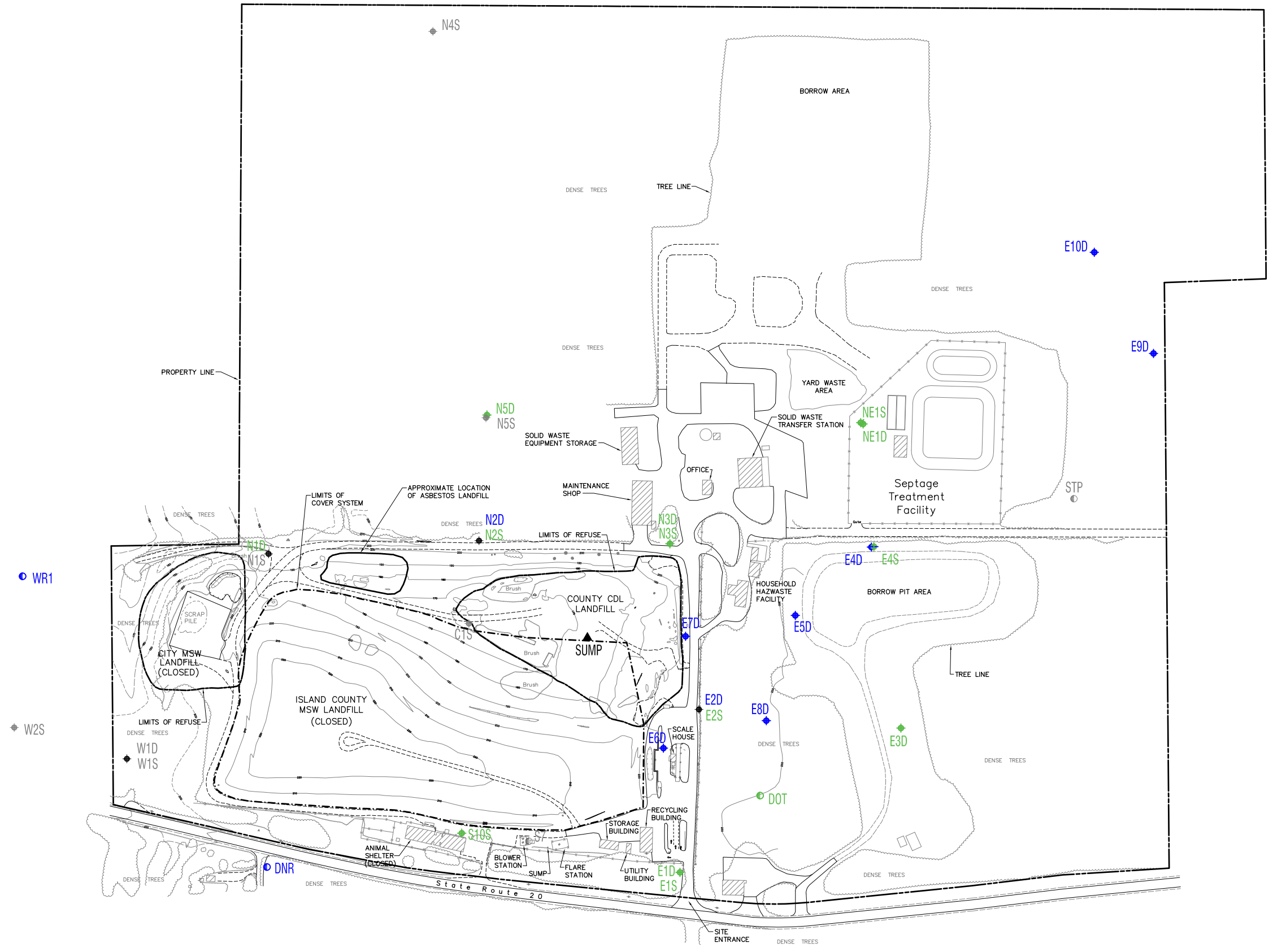


SCS ENGINEERS Environmental Consultants and Contractors 2405 140th Avenue NE, Suite 107 Bellevue, Washington 98005 (425) 746-4600 FAX: (425) 746-6747	PROJECT NO. 04207033.12	DES BY L.L.	SITE LOCATION MAP 2019 ANNUAL ENVIRONMENTAL MONITORING DATA REPORT ISLAND COUNTY COUPEVILLE SOLID WASTE FACILITY COUPEVILLE, WASHINGTON	DATE JANUARY 2020
	SCALE AS SHOWN	CHK BY D.V.		FIGURE 1
	CAD FILE FIGURE 1	APP BY G.H.		

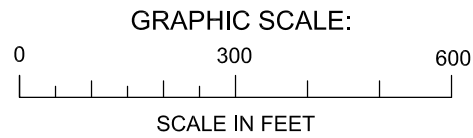
NOTES:
 THE SITE TOPOGRAPHIC BASE MAP WAS CREATED BY AERIAL PHOTOGRAMMETRY. BASE MAP PREPARED BY OTHERS. DATE OF PHOTOGRAPH 12-OCT-02.

HORIZONTAL DATUM
 HORIZONTAL CONTROL IS BASED ON ASSUMED COORDINATE SYSTEM WITH POINT OF BEGINNING AT USGS BENCH MARK (BM 000).

VERTICAL DATUM
 VERTICAL CONTROL IS BASED ON THE NATIONAL GEODETIC VERTICAL DATUM.



LEGEND	
	Groundwater Monitoring Well
	Pumping Well
	Location of Sump
	Well Location Sampled during Each Quarterly Event
	Well Location only Sampled during Q2 and Q4 Events
	Well Location Not Sampled during 2018



OFFSITE WELL PAIR S11S/D IS LOCATED APPROXIMATELY 650 FT SOUTH OF ROUTE 20

OFFSITE WELL PAIR SES/D IS LOCATED APPROXIMATELY 500 FT SOUTH OF ROUTE 20

SCS ENGINEERS
 Environmental Consultants and Contractors
 2405 140th Avenue NE, Suite 107
 Bellevue, Washington 98005
 (425) 746-4600 FAX: (425) 746-6747

2019 ANNUAL ENVIRONMENTAL MONITORING DATA REPORT
 ISLAND COUNTY COUPEVILLE SOLID WASTE FACILITY
 COUPEVILLE, WASHINGTON

PROJECT NO.	04207033.12	DES BY	L.L.
SCALE	AS SHOWN	CHK BY	D.V.
CAD FILE	Figure 2	APP BY	G.H.

GROUNDWATER MONITORING WELL NETWORK	
-------------------------------------	--

DATE	JANUARY 2020
FIGURE	2

Figure 3. Groundwater Elevation Time Series - Aquifer 1
 2019 Annual Monitoring Report
 Coupeville Solid Waste Facility, Island County, Washington

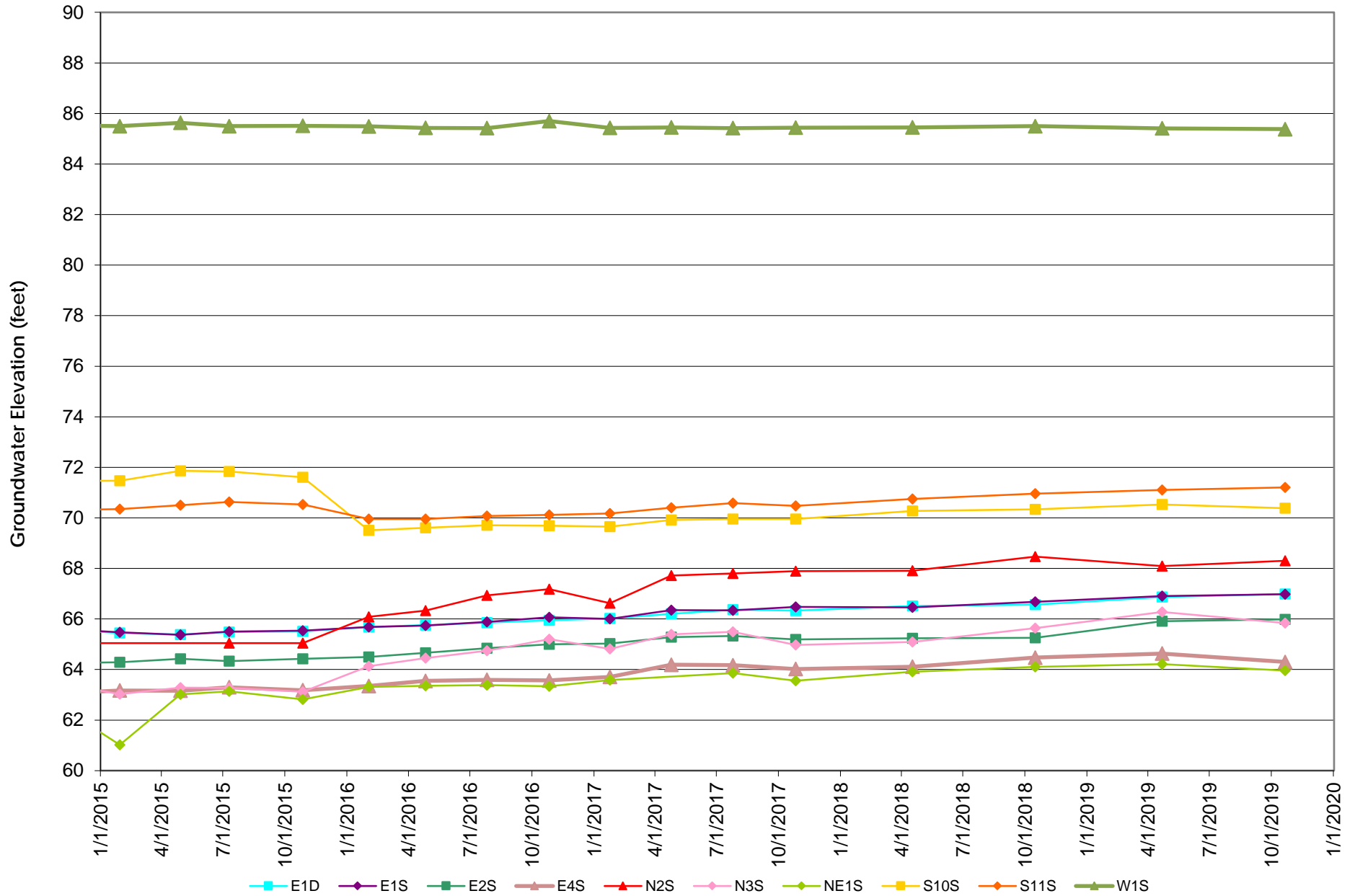
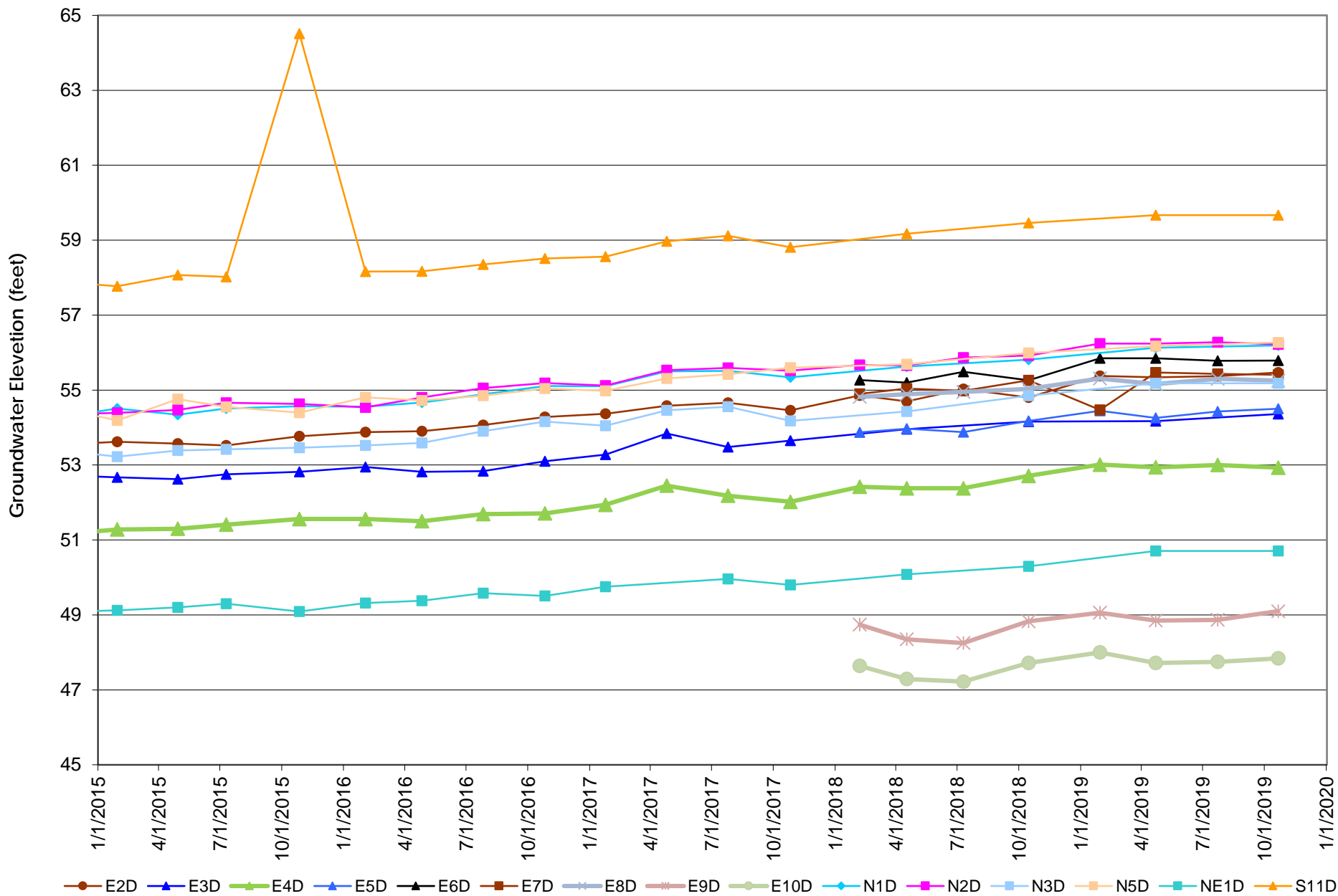
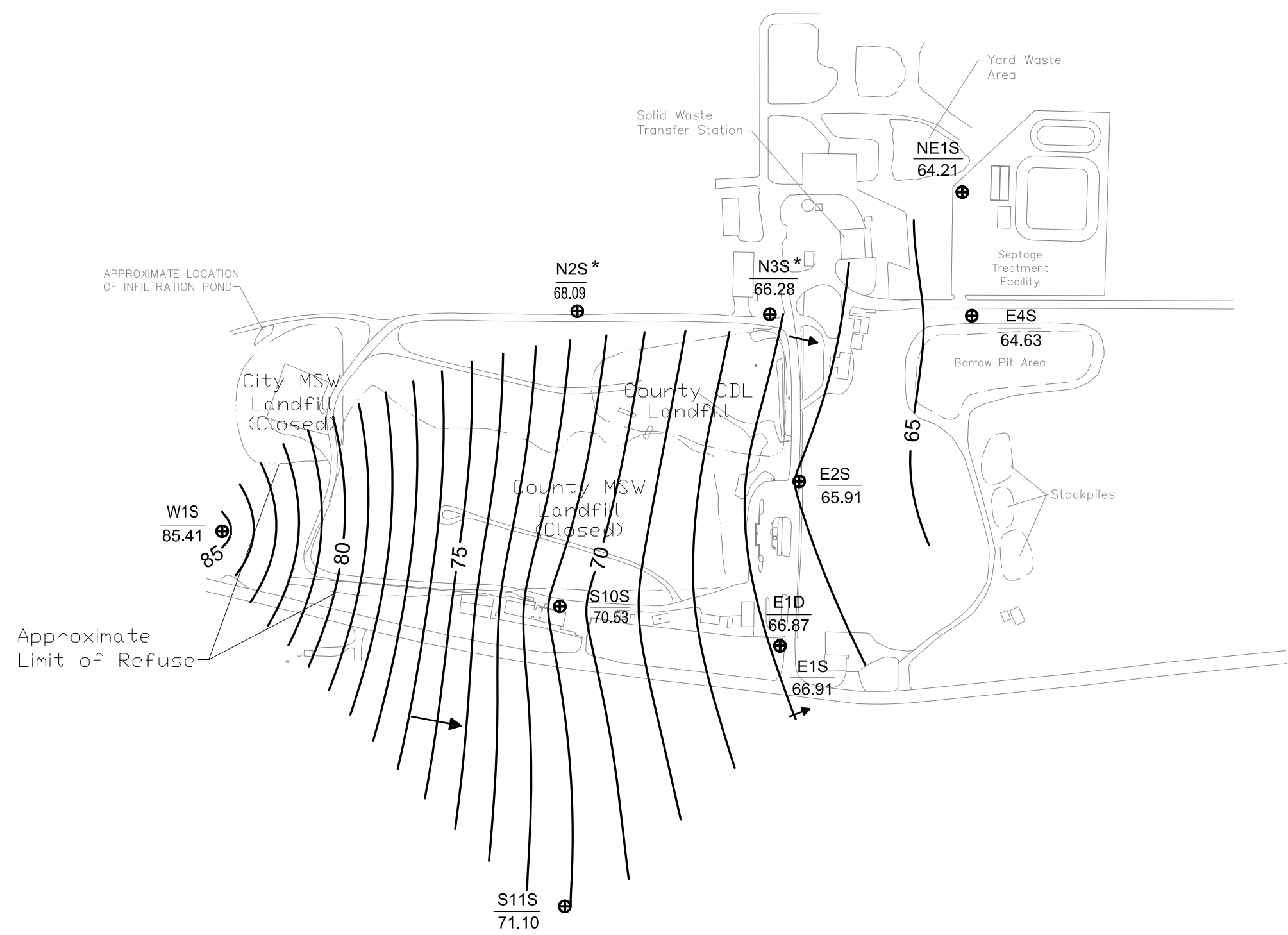
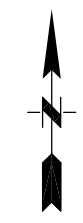


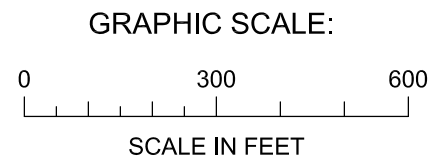
Figure 4. Groundwater Elevation Time Series - Aquifer 2
 2019 Annual Monitoring Report
 Coupeville Solid Waste Facility, Island County, Washington





Notes: Water Levels at N2S and N3S were not used to make contours because they are thought to be in a perched aquifer.

LEGEND	
$\frac{E2S}{65.91}$	Well Name Groundwater Elevation
\oplus	Groundwater Monitoring Well
\leftarrow	Groundwater Flow Direction
*	Not used in contouring
NM	Not Measured



SCS ENGINEERS
 Environmental Consultants and Contractors
 2405 140th Avenue NE, Suite 107
 Bellevue, Washington 98005
 (425) 746-4600 FAX: (503) 684-6948

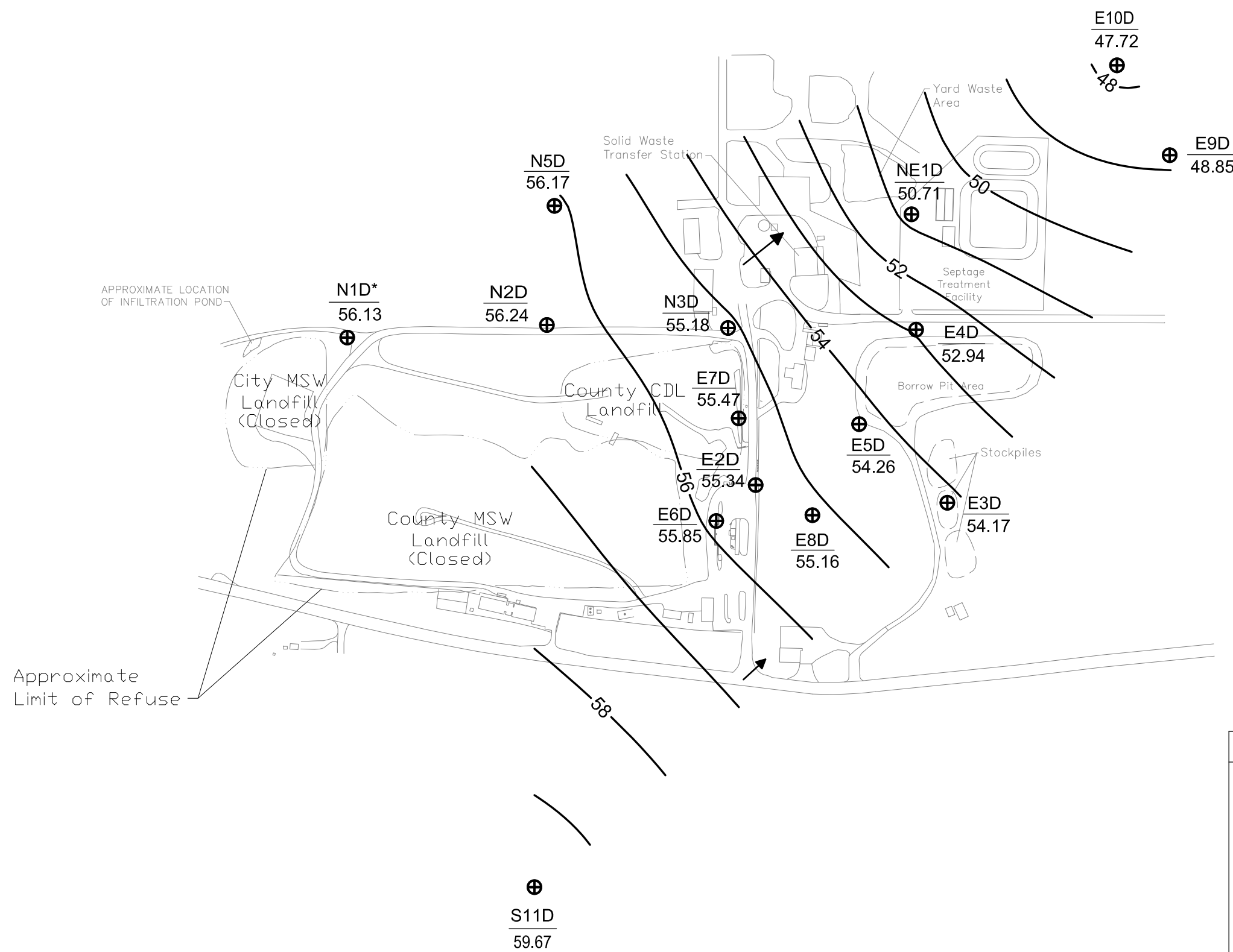
2019 ANNUAL ENVIRONMENTAL
 MONITORING DATA REPORT
 ISLAND COUNTY COUPEVILLE SOLID WASTE FACILITY
 COUPEVILLE, WASHINGTON

PROJECT NO. 04207033.12
 SCALE 1" = 300'
 CAD FILE Figure 5A

DES BY S.G.
 CHK BY D.V.
 APP BY G.H.

APRIL 2019
 AQUIFER 1 GROUNDWATER ELEVATION MAP

DATE JANUARY 2020
 FIGURE 5A

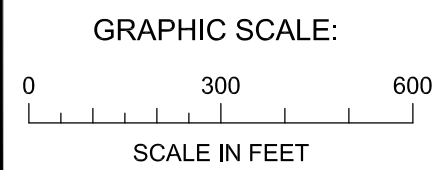


APPROXIMATE LOCATION OF INFILTRATION POND

Approximate Limit of Refuse

Notes: Water Level at N1D was not used to make contours.

LEGEND	
$\frac{E3D}{54.17}$	Well Name Groundwater Elevation
\oplus	Groundwater Monitoring Well
\leftarrow	Groundwater Flow Direction
*	Not used in contouring
NM	Not Measured



SCS ENGINEERS
 Environmental Consultants and Contractors
 2405 140th Avenue NE, Suite 107
 Bellevue, Washington 98005
 (425) 746-4600 FAX: (503) 684-6948

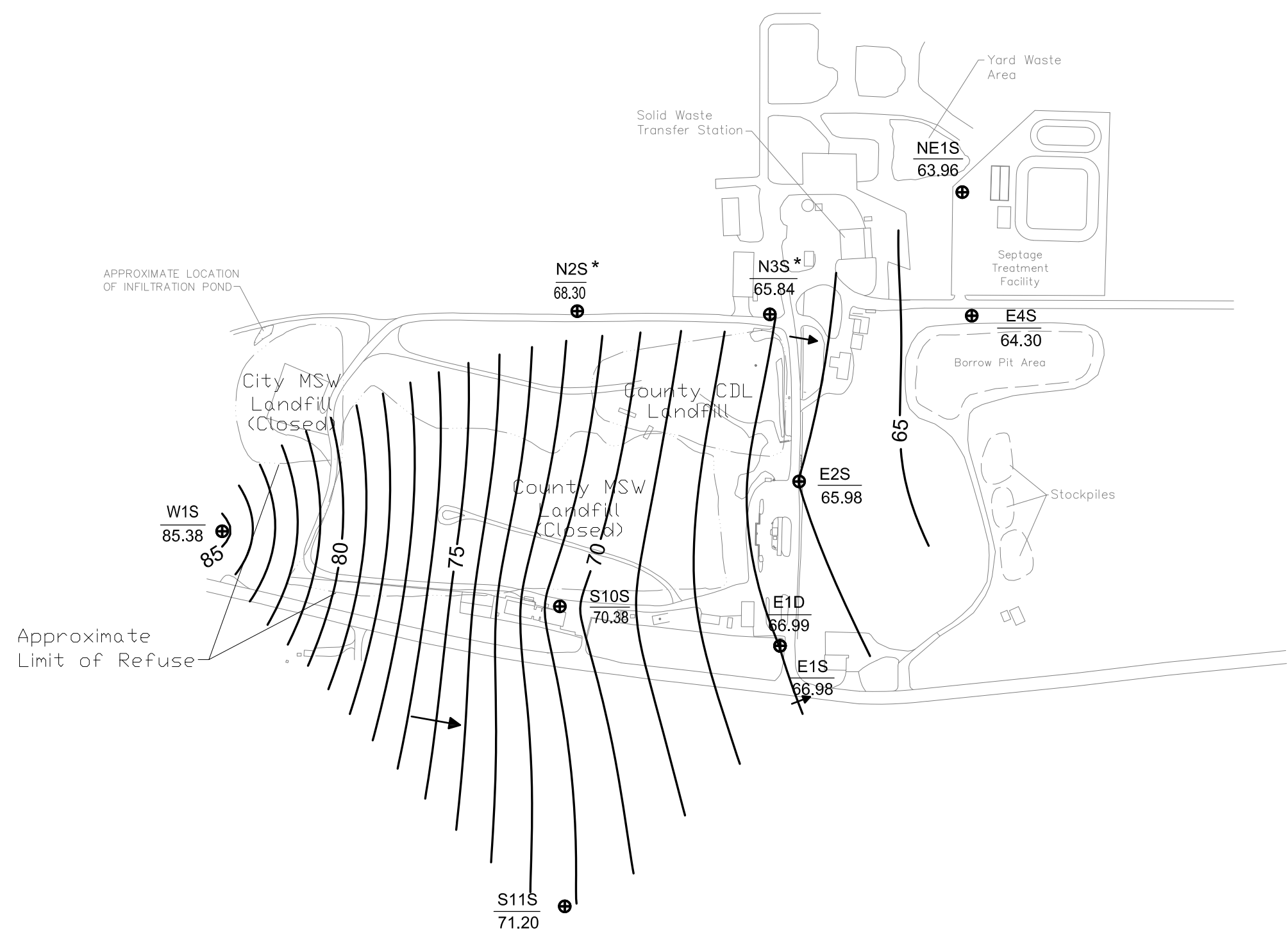
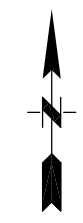
2019 ANNUAL ENVIRONMENTAL MONITORING DATA REPORT
 ISLAND COUNTY COUPEVILLE SOLID WASTE FACILITY
 COUPEVILLE, WASHINGTON

PROJECT NO. 04207033.12
 SCALE 1" = 300'
 CAD FILE Figure 5B

DES BY S.G.
 CHK BY D.V.
 APP BY G.H.

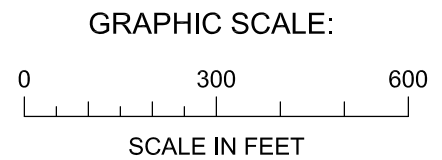
APRIL 2019
 AQUIFER 2 GROUNDWATER ELEVATION MAP

DATE JANUARY 2020
 FIGURE 5B

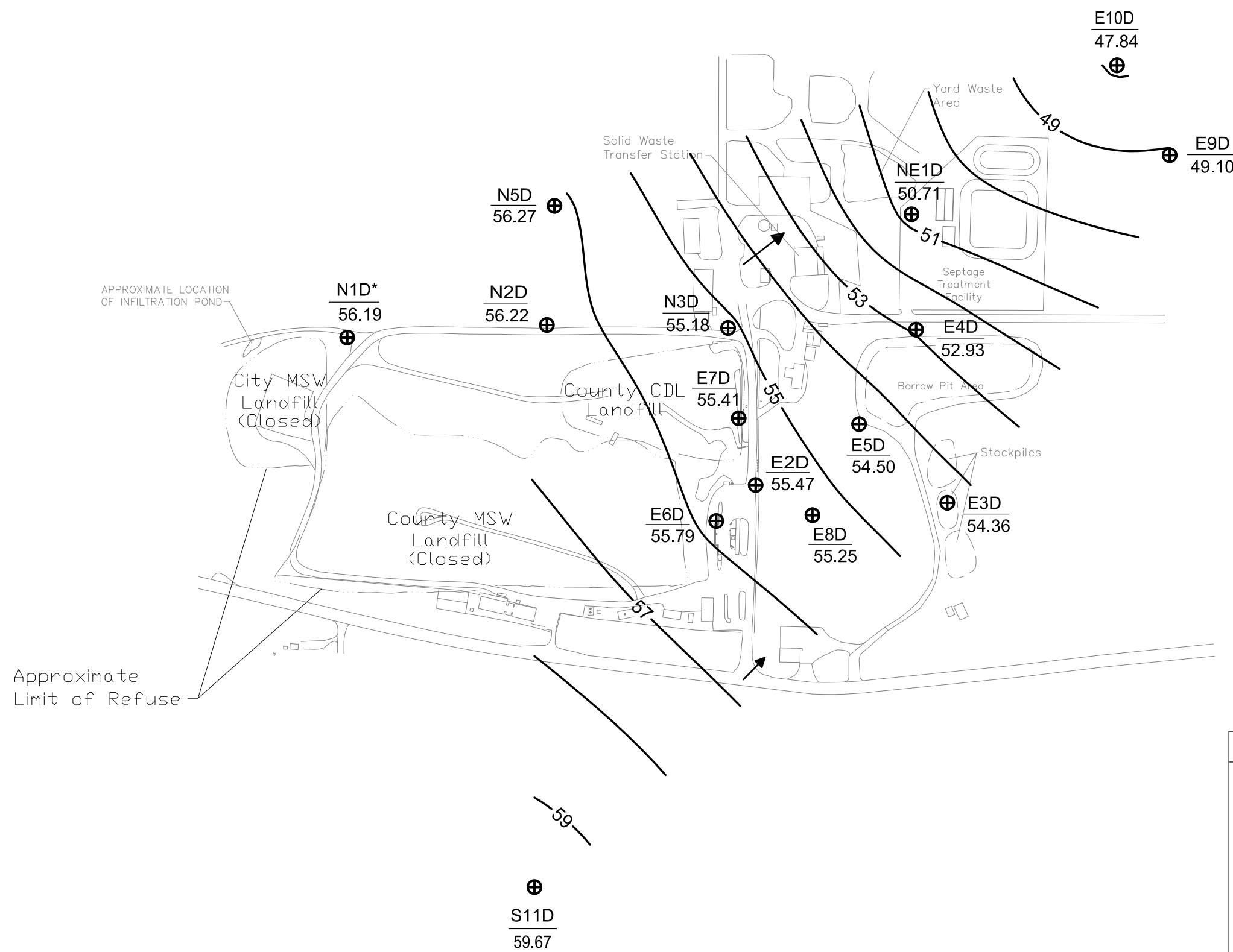


Notes: Water Levels at N2S and N3S were not used to make contours because they are thought to be in a perched aquifer.

LEGEND	
$\frac{E2S}{65.98}$	Well Name Groundwater Elevation
⊕	Groundwater Monitoring Well
←	Groundwater Flow Direction
*	Not used in contouring
NM	Not Measured



SCS ENGINEERS Environmental Consultants and Contractors 2405 140th Avenue NE, Suite 107 Bellevue, Washington 98005 (425) 746-4600 FAX: (503) 684-6948	2019 ANNUAL ENVIRONMENTAL MONITORING DATA REPORT ISLAND COUNTY COUPEVILLE SOLID WASTE FACILITY COUPEVILLE, WASHINGTON	PROJECT NO. 04207033.12	DES BY S.G.	OCTOBER 2019 AQUIFER 1 GROUNDWATER ELEVATION MAP	DATE JANUARY 2020
		SCALE 1" = 300'	CHK BY D.V.		FIGURE 6A
		CAD FILE Figure 6A	APP BY G.H.		

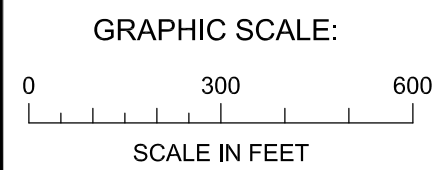


APPROXIMATE LOCATION OF INFILTRATION POND

Approximate Limit of Refuse

Notes: Water Level at N1D was not used to make contours.

LEGEND	
$\frac{E3D}{54.36}$	Well Name Groundwater Elevation
⊕	Groundwater Monitoring Well
←	Groundwater Flow Direction
*	Not used in contouring
NM	Not Measured



SCS ENGINEERS
 Environmental Consultants and Contractors
 2405 140th Avenue NE, Suite 107
 Bellevue, Washington 98005
 (425) 746-4600 FAX: (503) 684-6948

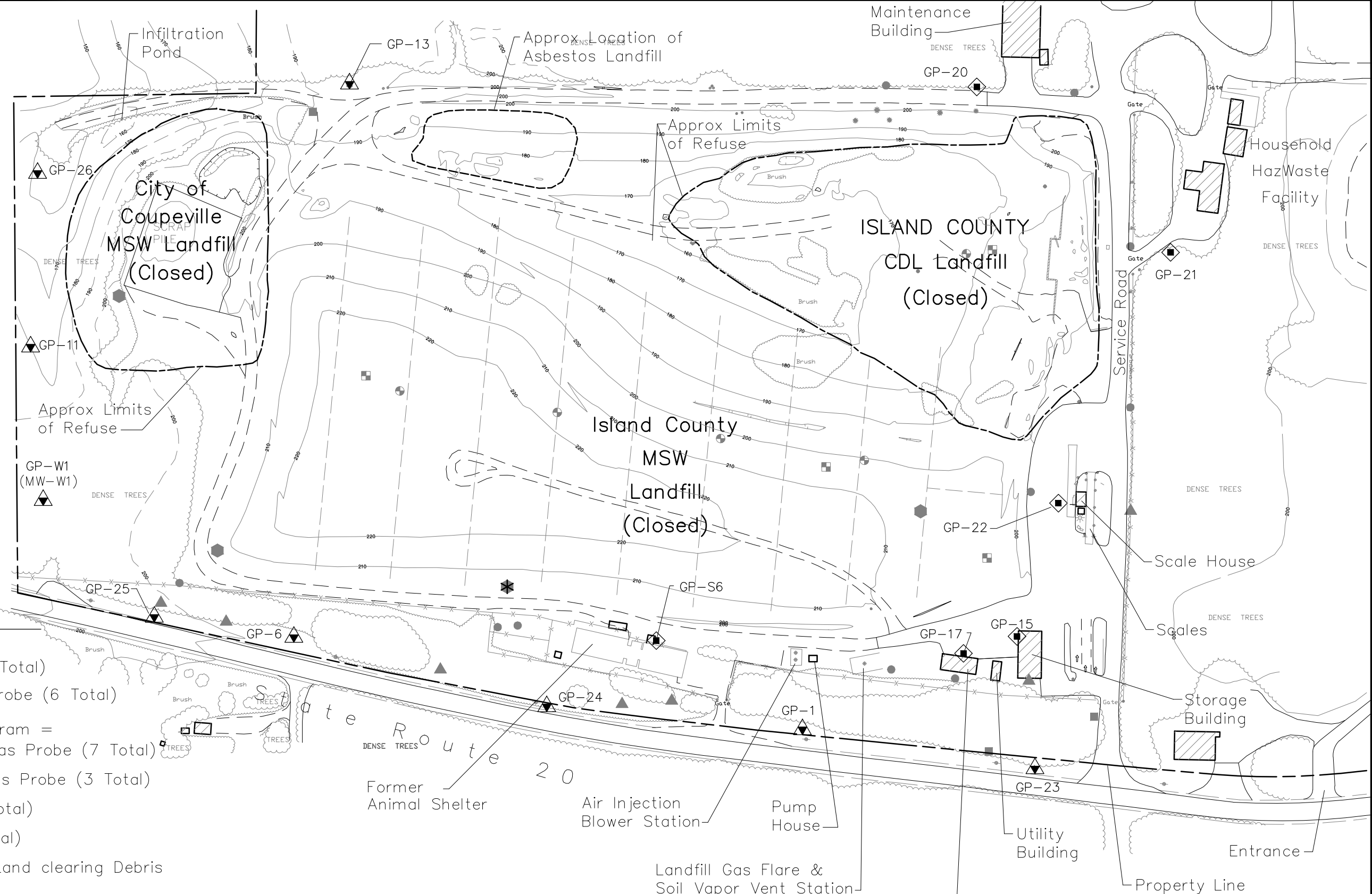
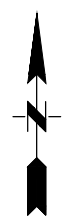
2019 ANNUAL ENVIRONMENTAL MONITORING DATA REPORT
 ISLAND COUNTY COUPEVILLE SOLID WASTE FACILITY
 COUPEVILLE, WASHINGTON

PROJECT NO. 04207033.12
 SCALE 1" = 300'
 CAD FILE Figure 6B

DES BY S.G.
 CHK BY D.V.
 APP BY G.H.

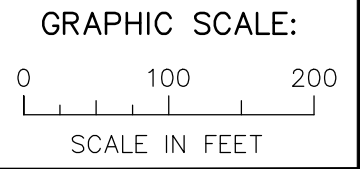
OCTOBER 2019
 AQUIFER 2 GROUNDWATER ELEVATION MAP

DATE JANUARY 2020
 FIGURE 6B



LEGEND

- Included in Monitoring Program =
- ▲ Perimeter Gas Probe (9 Total)
 - ◆ Building/Structure Gas Probe (6 Total)
- Discontinued from Monitoring Program =
- ▲ Air Injection Perimeter Gas Probe (7 Total)
 - Supplement Perimeter Gas Probe (3 Total)
 - Interior Gas Probe (10 Total)
 - Refuse Gas Probe (4 Total)
- CDL = Construction, Demolition, Land clearing Debris
 MSW = Municipal Solid Waste
- ⊕ Vertical Landfill Gas Extraction Well (5 Total)
 - ⊞ Vertical Soil Vapor Extraction Well (4 Total)
 - — — Horizontal Landfill Gas Extraction Well (9 Total)



SCS ENGINEERS
 Environmental Consultants and Contractors
 2405 140th Avenue NE, Suite 107
 Bellevue, Washington 98005
 (425) 746-4600 FAX: (425) 746-6747

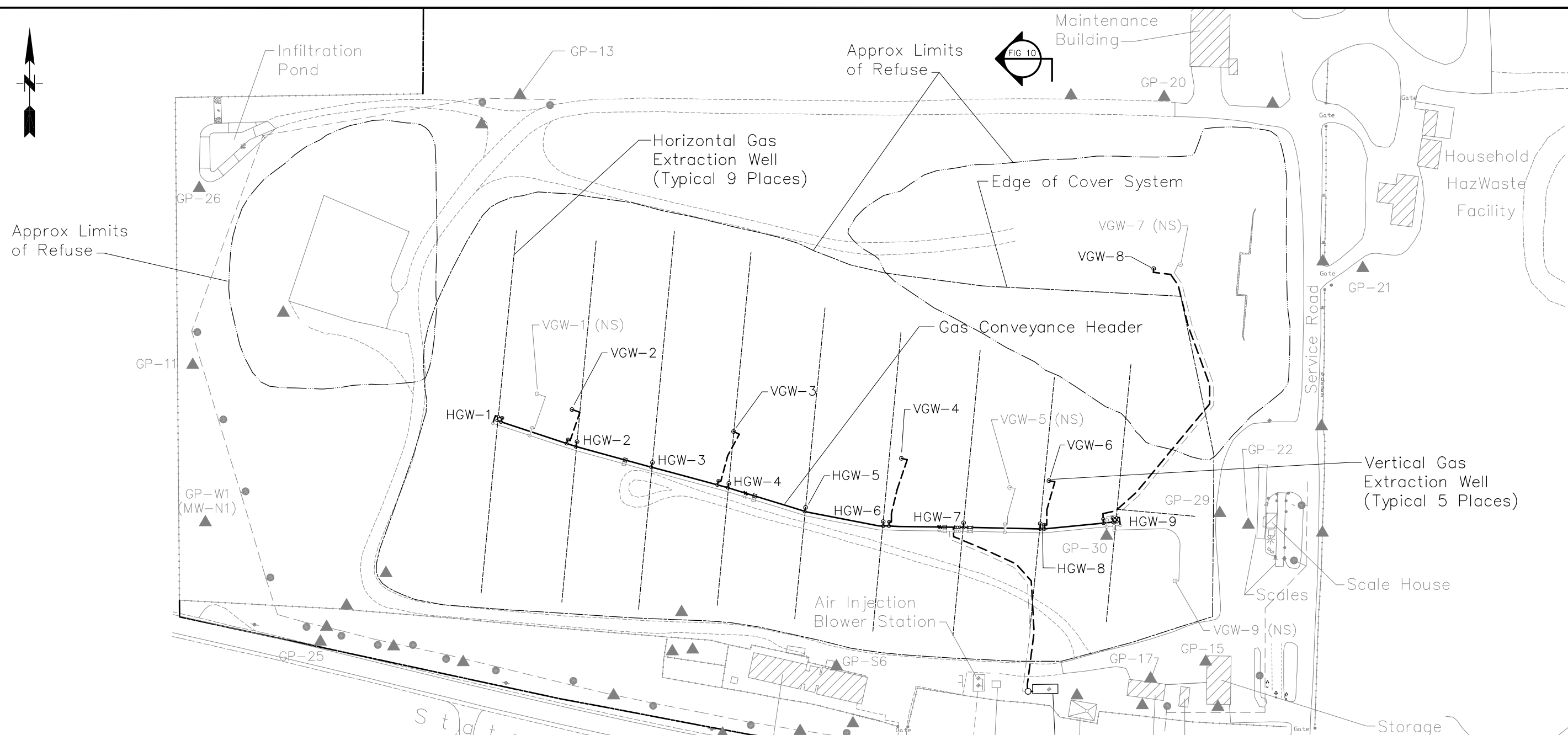
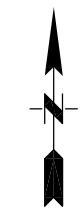
2019 ANNUAL ENVIRONMENTAL
 MONITORING DATA REPORT
 ISLAND COUNTY COUPEVILLE SOLID WASTE FACILITY
 COUPEVILLE, WASHINGTON

PROJECT NO. 04207033.12
 SCALE AS SHOWN
 CAD FILE Figure 7

DES BY T.M.
 CHK BY D.V.
 APP BY G.H.

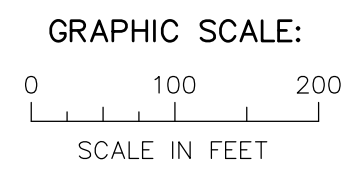
LANDFILL GAS PROBE MONITORING NETWORK

DATE JANUARY 2020
 FIGURE 7



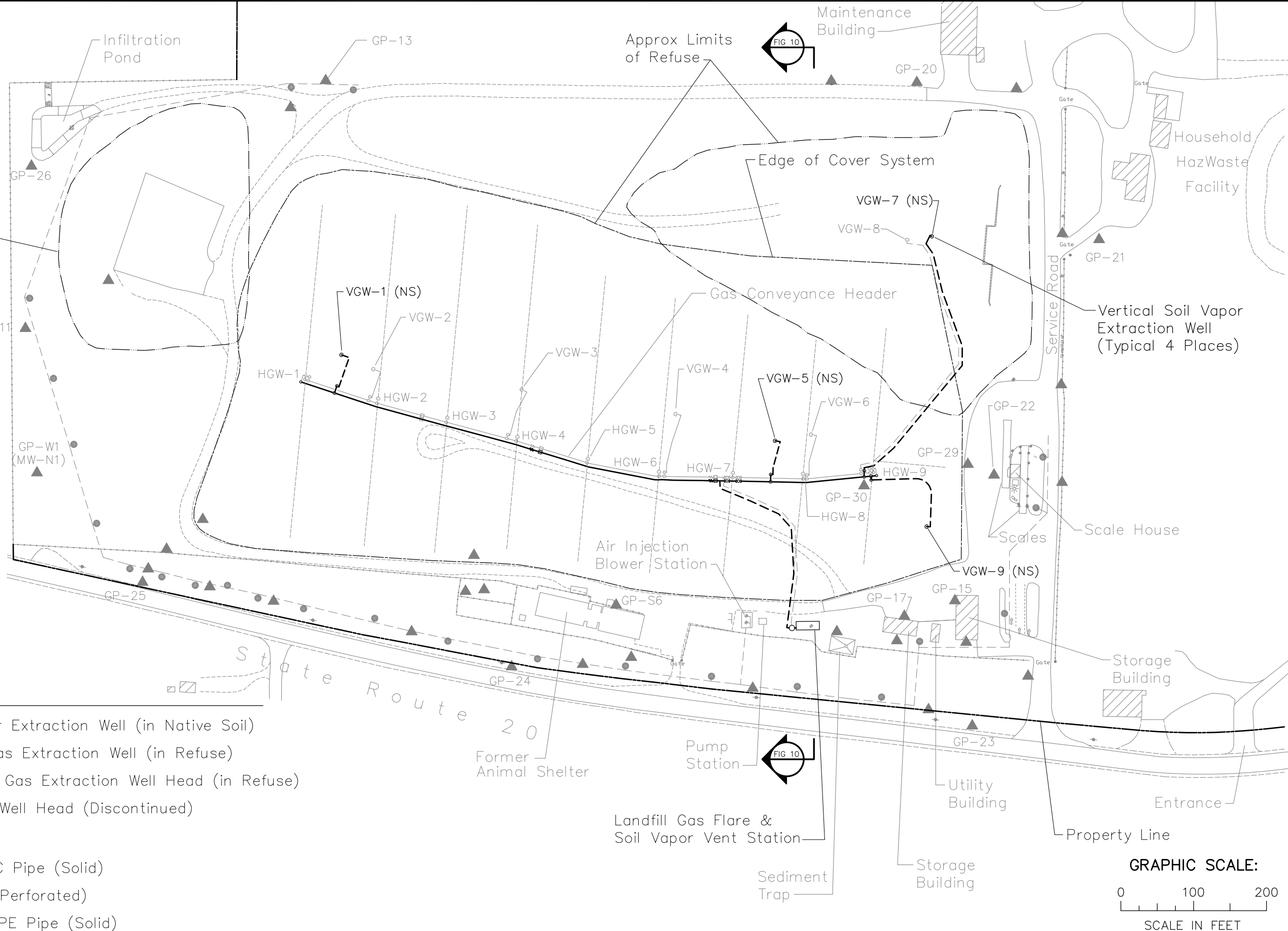
LEGEND

- VGW-# (NS) Vertical Soil Vapor Extraction Well (in Native Soil)
- VGW-# Vertical Landfill Gas Extraction Well (in Refuse)
- HGW-# Horizontal Landfill Gas Extraction Well Head (in Refuse)
- Air Injection Well/Well Head (Discontinued)
- Gas Probe
- Above Ground PVC Pipe (Solid)
- Buried CPE Pipe (Perforated)
- Buried PVC or HDPE Pipe (Solid)



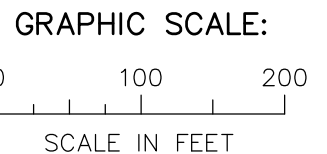


Approx Limits of Refuse



LEGEND

- VGW-# (NS) Vertical Soil Vapor Extraction Well (in Native Soil)
- VGW-# Vertical Landfill Gas Extraction Well (in Refuse)
- HGW-# Horizontal Landfill Gas Extraction Well Head (in Refuse)
- Air Injection Well/Well Head (Discontinued)
- Gas Probe
- Above Ground PVC Pipe (Solid)
- Buried CPE Pipe (Perforated)
- Buried PVC or HDPE Pipe (Solid)



SCS ENGINEERS
 Environmental Consultants and Contractors
 2405 140th Avenue NE, Suite 107
 Bellevue, Washington 98005
 (425) 746-4600 FAX: (425) 746-6747

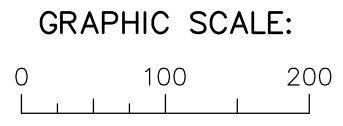
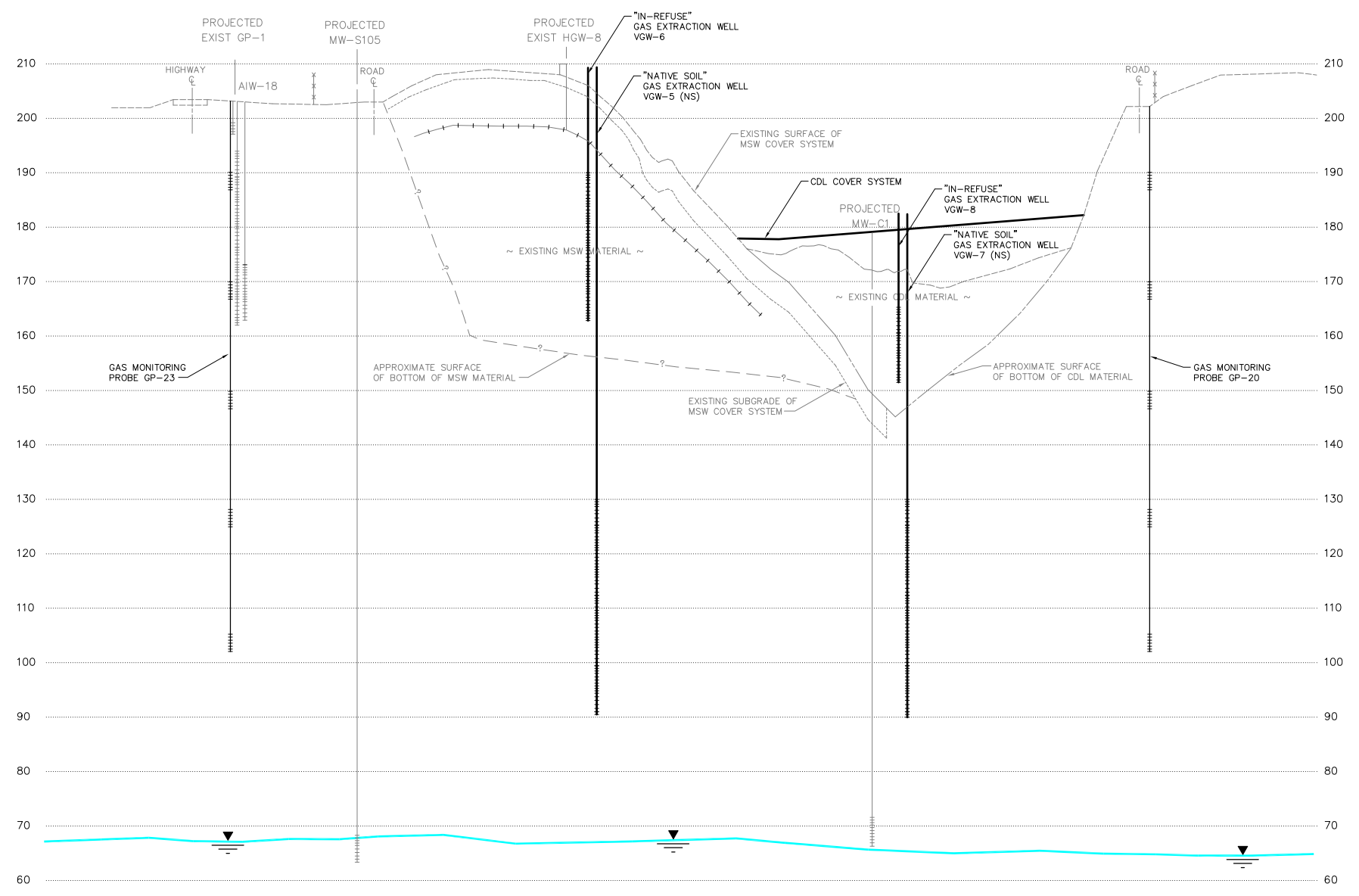
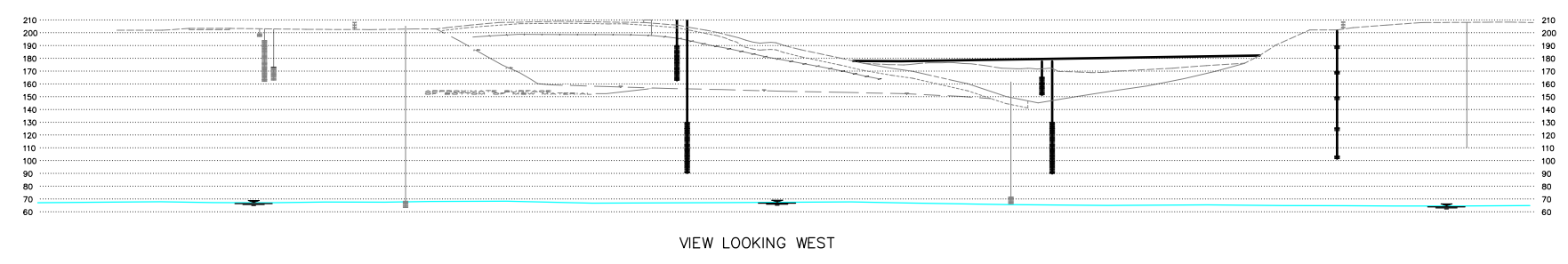
2019 ANNUAL ENVIRONMENTAL
 MONITORING DATA REPORT
 ISLAND COUNTY COUPEVILLE SOLID WASTE FACILITY
 COUPEVILLE, WASHINGTON

PROJECT NO.	04207033.12	DES BY	T.M.
SCALE	AS SHOWN	CHK BY	D.V.
CAD FILE	Figure 9	APP BY	G.H.

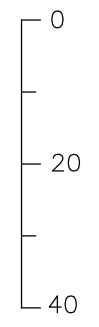
SOIL VAPOR EXTRACTION SYSTEM

DATE	JANUARY 2020
FIGURE	9

- LEGEND**
- GP-1 = GAS PROBE
 - AIW-18 = AIR INJECTION WELL
 - GEW-9 = GAS EXTRACTION WELL
 - MW-S105 = GROUNDWATER MONITORING WELL



HORIZ. SCALE IN FEET



VERT. SCALE IN FEET

SCS ENGINEERS Environmental Consultants and Contractors 2405 140th Avenue NE, Suite 107 Bellevue, Washington 98005 (425) 746-4600 FAX: (425) 746-6747	2019 ANNUAL ENVIRONMENTAL MONITORING DATA REPORT ISLAND COUNTY COUPEVILLE SOLID WASTE FACILITY COUPEVILLE, WASHINGTON	PROJECT NO. 04207033.12	DES BY L.L.	CROSS SECTION THRU MSW AND CDL LANDFILLS SHOWING EXTRACTION SYSTEMS	DATE JANUARY 2020
		SCALE AS SHOWN	CHK BY D.V.		FIGURE 10
		CAD FILE Figure 10	APP BY G.H.		

**Figure 11. Water Removed from Stormwater Pump Station
 2019 Annual Monitoring Report
 Coupeville Solid Waste Facility, Island County, Washington**

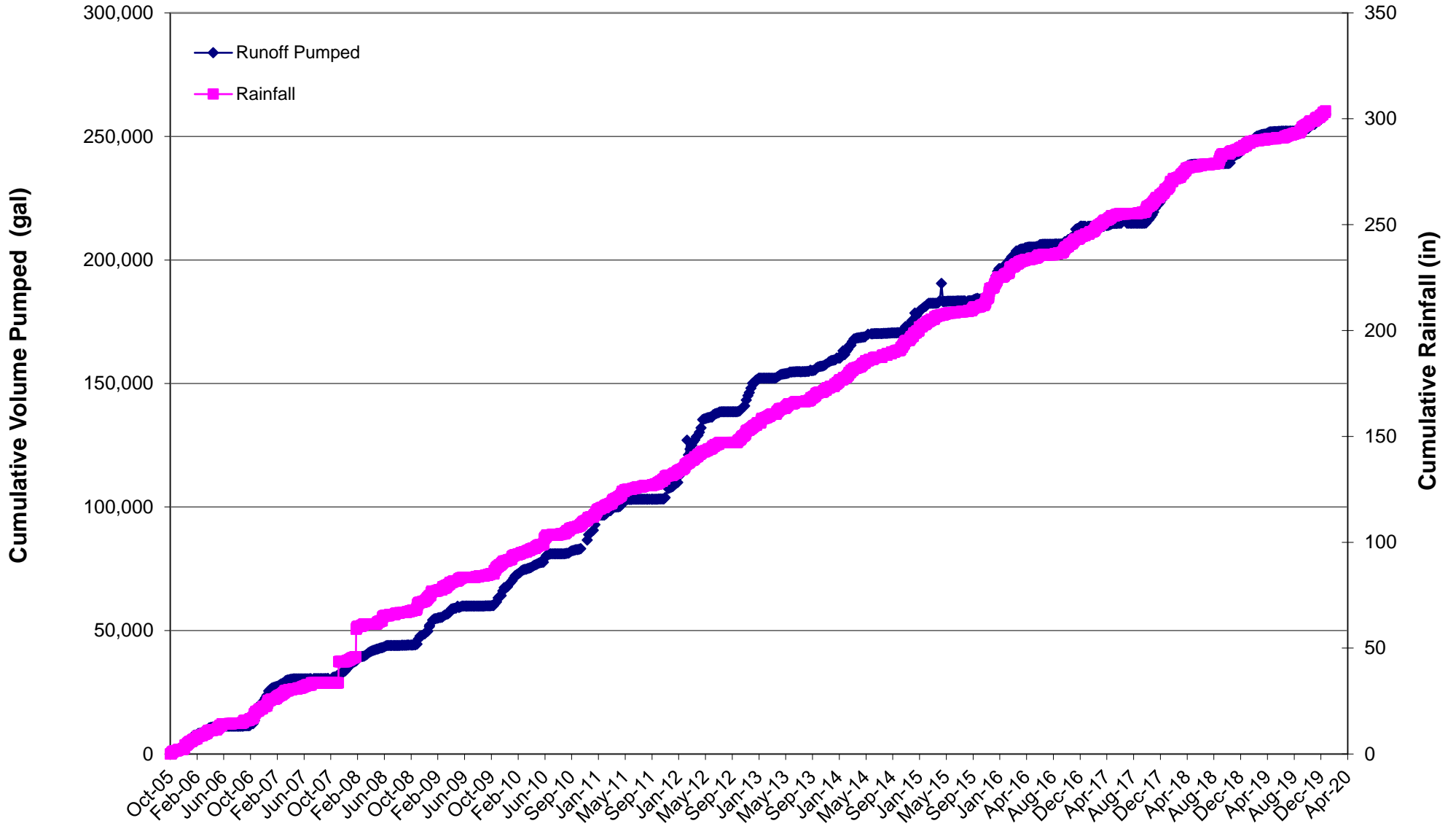
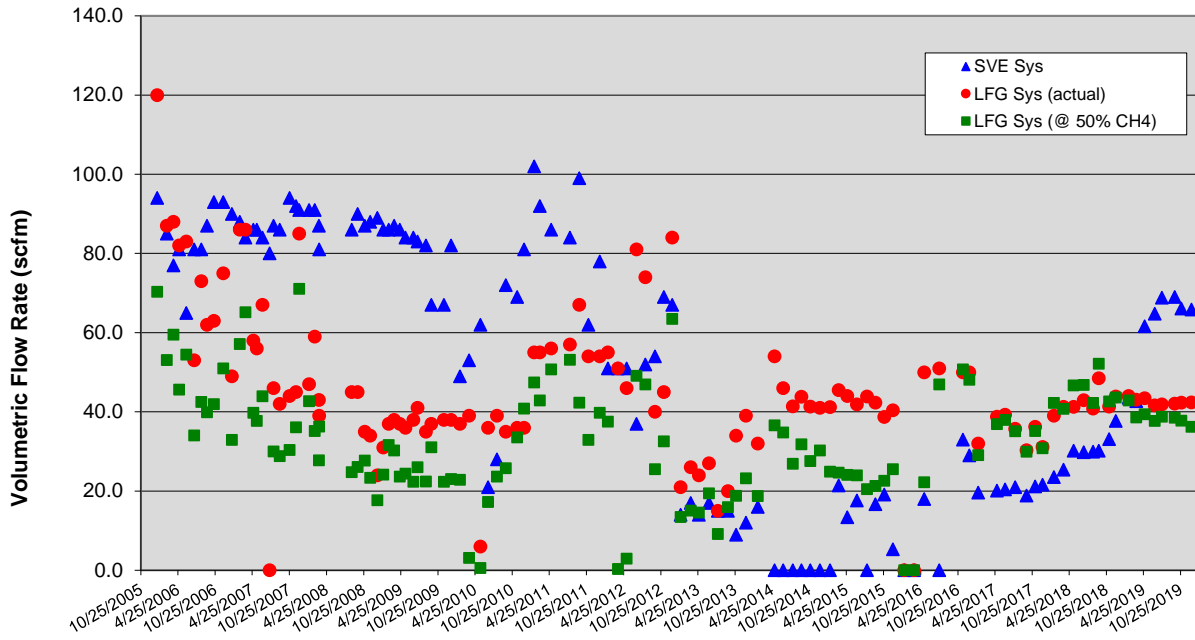
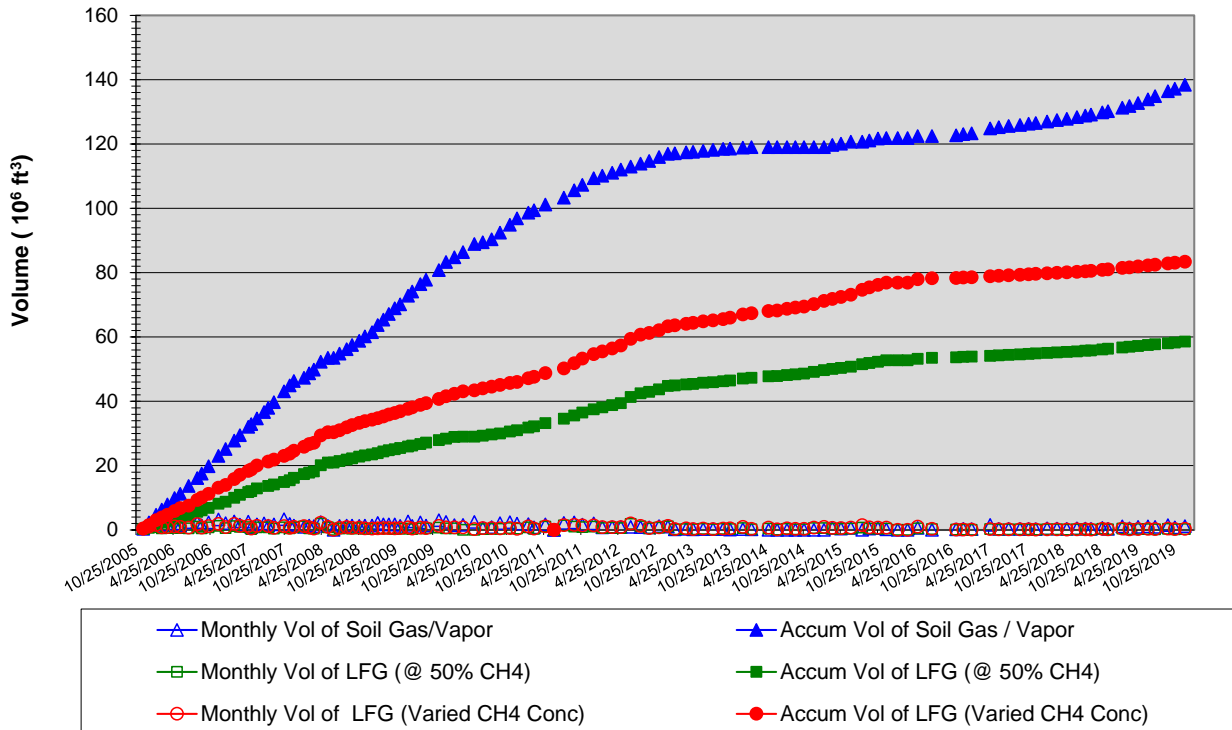



Figure 12. Flow Rates and Removal Volumes for LFG and SVE Systems
 2019 Annual Monitoring Report
 Coupeville Solid Waste Facility, Island County, Washington

Flow from LFG & SVE Systems



Landfill Gas and Soil Gas/Vapor Removal Volumes





Appendix A
2019 Field Documentation



January 31, 2019
File No. 04207033.12

Subject: **First Quarter 2019 Groundwater Monitoring Event
Coupeville Solid Waste Facility, Island County, Washington**

NOTES/SAMPLE DECODING:

Event Dates: January 29-30, 2019

Field Staff: Sam Graber

- This was a quarterly sampling event.
- A duplicate sample was taken at monitoring well N2D.
- YSI Multiparameter Meter was calibrated daily prior to sampling.
- Only VOC samples collected at E2D and E4D.

Sample Date	Sample Number	Well ID
1/29/19	0119-01	E5D
1/29/19	0119-02	E4D
1/29/19	0119-03	E8D
1/29/19	0119-04	E2D
1/29/19	0119-05	E7D
1/29/19	0119-06	E6D
1/29/19	0119-07	DNR
1/30/19	0119-08	E10D
1/30/19	0119-09	E9D
1/30/19	0119-10	N2D
1/30/19	0119-11	N2D (Duplicate)
1/30/19	0119-12	WR1

SCS ENGINEERS

2405 140th ave NE #107

Bellevue, WA 98005

(425) 746-4600

Groundwater Sampling Data Sheet

Project #: 04207033.12

Site: Island Co (CSWF)

Well ID: F50

Sample ID: 0119-01

Date: 1/29/2019

Weather: Sunny

Filtered? N Locked? Y

Sample Containers:

1000 ml Poly	500 ml Poly	250 ml Poly	125 ml Poly
500 ml HNO3 x2	500 ml H2SO4 x2	40 ml VOA x3 x6	1000 ml Amber
125 ml NaOH			



144.13
 DTW
 TOS
 Intake
 BOS
 Total Depth

Sampling Method:

Dedicated 1.75" QED SamplePro Bail Peristaltic Grab Other

Meter: MP-20
 YSI

CONTROL SETTINGS:

1 ft water = 0.62L 1L = 0.26 gallons
 Refill 9 One Well Volume _____ Other: _____
 Discharge 11 (liters)
 Pressure 100 Total Volume Bailed _____ Flow Setting: _____
 Flow 100 mL/min (liters)

Damage? N

Notes / Observations (color, odor, anomalies, etc):

TIME	DTW	Temp.	Sp.Cond.	DO	pH	Eh	Turbidity	Q / Vol.
1040		9.42	914	3.60	6.07	311.2		
1045		4.94	1009	6.32	6.82	302.3		
1048		10.28	1117	4.02	7.11	293.1		
1051		10.27	1162	2.81	7.20	111.6		
1054		10.26	1190	1.90	7.28	26.9		
1057		10.38	1220	1.49	7.32	-18.8		
1100		10.37	1235	1.31	7.34	-40.2	1.06	

Stabilization Parameters: pH/DO ± 0.2, SpC ± 10%, Temp ± 0.5°C, Turb. ± 10% or ≤ 5

SAMPLER: Sam Graber
 Printed Name

[Signature]
 Signature

SCS ENGINEERS

2405 140th ave NE #107

Bellevue, WA 98005

(425) 746-4600

Groundwater Sampling Data Sheet

Project #: 04207033.12

Site: Island Co (CSWF)

Well ID: E40

Sample ID: 0119-02

Date: 1/29/2019

Weather: Sunny

Filtered? Y N

Sample Containers: 1000 ml Poly
500 ml HNO3 x2
125 ml NaOH

Locked? N

Water in Protector? Y N

1000 ml Poly

500 ml H2SO4 x2

250 ml Poly

40 ml VOA x3 x6

125 ml Poly

1000 ml Amber

Sampling Method: Dedicated

Meter: MP-20
YSI

CONTROL SETTINGS:
 Refill: 2
 Discharge: 12
 Pressure: 100
 Flow: 100 mL/min

1.75" QED SamplePro

Bail

Peristaltic

Grab

Other

1 ft water = 0.62L

1L = 0.26 gallons

DTW: 152.39

TOS

Intake

BOS

Total Depth

One Well Volume (liters)

Total Volume Bailed (liters)

Other: _____

Flow Setting: _____

TIME	DTW	Temp.	Sp.Cond.	DO	pH	Eh	Turbidity	Q / Vol.
1153		8.18	586	8.22	8.03	114.1		
1158		8.32	563	4.68	7.84	95.6		
1201		9.49	549	2.12	7.70	81.3		
1204		10.11	538	1.67	7.77	59.3		
1207		10.13	528	1.21	7.88	28.0		
1210		10.16	528	1.15	7.90	21.2		
1213		10.18	530	1.06	7.93	10.1	3.28	

Notes / Observations (color, odor, anomalies, etc):

UOCs only

Stabilization Parameters: pH/DO ± 0.2, SpC ± 10%, Temp ± 0.5°C, Turb. ± 10% or ≤ 5

SAMPLER: Sam Gruber
 Printed Name

[Signature]
 Signature

SCS ENGINEERS

2405 140th ave NE #107

Bellevue, WA 98005

(425) 746-4600

Groundwater Sampling Data Sheet

Project #: <u>04207033.12</u>		Sampling Method: <u>Dedicated</u>	1.75" QED SamplePro	Bail	Peristaltic	Grab	Other	
Site: <u>Island Co (CSWF)</u>		DTW: <u>147.83</u>	Meter: <u>CONTROL SETTINGS:</u>	1 ft water = 0.62L		1L = 0.26 gallons		
Well ID: <u>E8D</u>		TOS	MP-20	Refill: <u>8</u>	One Well Volume (liters)		Other: _____	
Sample ID: <u>0119-03</u>		Intake	<u>YSI</u>	Discharge: <u>12</u>	Total Volume Bailed (liters)		Flow Setting: _____	
Date: <u>1/29/2019</u>		BOS	Pressure: <u>100</u>					
Weather: <u>Sunny</u>		Total Depth	Flow: <u>100 ml/min</u>					
Filtered? <input checked="" type="checkbox"/> N	Locked? <input checked="" type="checkbox"/> N	Water in Protector? <input checked="" type="checkbox"/> N	Damage? <input checked="" type="checkbox"/> N					
Sample Containers:	1000 ml Poly	500 ml Poly	250 ml Poly	125 ml Poly				
	500 ml HNO3 x2	500 ml H2SO4 x2	40 ml VOA x3 x6	1000 ml Amber				
	125 ml NaOH							

Notes / Observations (color, odor, anomalies, etc):

DOT meter reading: 7769

TIME	DTW	Temp.	Sp.Cond.	DO	pH	Eh	Turbidity	Q / Vol.
1243		9.08	541	8.24	7.51	150.6		
1248		9.51	543	4.21	7.38	150.7		
1251		9.82	546	2.45	7.29	150.8		
1254		9.86	548	1.11	7.27	136.2		
1257		9.87	549	0.95	7.35	32.6		
1300		9.88	549	0.80	7.41	-8.7		
1303		9.87	549	0.73	7.52	-54.4	1.08	

Stabilization Parameters: pH/DO ± 0.2, SpC ± 10%, Temp ± 0.5°C, Turb. ± 10% or ≤ 5

SAMPLER: Sam Graber
 Printed Name

Signature

SCS ENGINEERS

2405 140th ave NE #107

Bellevue, WA 98005

(425) 746-4600

Groundwater Sampling Data Sheet

Project #: 04207033.12	Sampling Method: <u>Dedicated</u>	1.75" QED SamplePro	Bail	Peristaltic	Grab	Other
Site: Island Co (CSWF)	Meter: <u>CONTROL SETTINGS:</u>	DTW: <u>147.14</u>	1 ft water = 0.62L	1L = 0.26 gallons		
Well ID: <u>E2D</u>	MP-20	TOS	Refill: <u>10</u>	One Well Volume (liters)	Other: _____	
Sample ID: <u>0119-04</u>	<u>YSI</u>	Intake	Discharge: <u>10</u>	Total Volume Bailed (liters)	Flow Setting: _____	
Date: <u>1/29/2019</u>		BOS	Pressure: <u>100</u>			
Weather: <u>Sunny</u>		Total Depth	Flow: <u>100 mL/min</u>			
Filtered? <input checked="" type="checkbox"/> <u>N</u>	Locked? <input checked="" type="checkbox"/> <u>N</u>	Water in Protector? <input checked="" type="checkbox"/> <u>N</u>	Damage? <input checked="" type="checkbox"/> <u>N</u>			
Sample Containers:	1000 ml Poly	500 ml Poly	250 ml Poly	125 ml Poly		
	500 ml HNO3 x2	500 ml H2SO4 x2	40 ml VOA x3 x6	1000 ml Amber		
	125 ml NaOH					

TIME	DTW	Temp.	Sp.Cond.	DO	pH	Eh	Turbidity	Q / Vol.
1358		10.81	1257	7.82	7.13	133.3		
1403		12.09	1487	6.85	7.08	139.8		
1406		12.07	1517	3.72	6.95	143.6		
1409		12.05	1565	2.35	6.81	147.8		
1412		12.06	1543	1.79	6.76	146.0		
1415		12.12	1535	1.52	6.74	144.7		
1418		12.12	1540	1.35	6.73	143.8	0.94	

Notes / Observations (color, odor, anomalies, etc):

UOCs only

Stabilization Parameters: pH/DO ± 0.2, SpC ± 10%, Temp ± 0.5°C, Turb. ± 10% or ≤ 5

SAMPLER: Sam Graber
Printed Name

[Signature]
Signature

SCS ENGINEERS

2405 140th ave NE #107
Bellevue, WA 98005

(425) 746-4600

Groundwater Sampling Data Sheet

Project #: <u>04207033.12</u>	Sampling Method: <u>Dedicated</u>	1.75" QED SamplePro	Bail	Peristaltic	Grab	Other
Site: <u>Island Co (CSWF)</u>	Meter: <u>CONTROL SETTINGS:</u>	1 ft water = 0.62L		1L = 0.26 gallons		
Well ID: <u>E7D</u>	MP-20	Refill: <u>10</u>	One Well Volume _____		Other: _____	
Sample ID: <u>0119-05</u>	<u>YSI</u>	Discharge: <u>10</u>	(liters)		Flow Setting: _____	
Date: <u>11/29/2019</u>	Total Depth	Pressure: <u>100</u>	Total Volume Bailed _____		(liters)	
Weather: <u>Sunny</u>		Flow: <u>100 mL/min</u>				
Filtered? <input checked="" type="checkbox"/> Y <input type="checkbox"/> N	Locked? <input type="checkbox"/> Y <input checked="" type="checkbox"/> N	Water in Protector? <input checked="" type="checkbox"/> Y <input type="checkbox"/> N	Damage? <input type="checkbox"/> Y <input checked="" type="checkbox"/> N			
Sample Containers:	1000 ml Poly	500 ml Poly	250 ml Poly	125 ml Poly		
	500 ml HNO3 x2	500 ml H2SO4 x2	40 ml VOA x3 x6	1000 ml Amber		
	125 ml NaOH					



145.06 DTW
~~_____~~ TOS
~~_____~~ Intake
~~_____~~ BOS
~~_____~~ Total Depth

Notes / Observations (color, odor, anomalies, etc):

TIME	DTW	Temp.	Sp.Cond.	DO	pH	Eh	Turbidity	Q / Vol.
<u>1445</u>		<u>14.05</u>	<u>1350</u>	<u>5.95</u>	<u>7.19</u>	<u>196.3</u>		
<u>1450</u>		<u>14.01</u>	<u>1501</u>	<u>3.11</u>	<u>7.01</u>	<u>195.8</u>		
<u>1453</u>		<u>13.96</u>	<u>1615</u>	<u>2.49</u>	<u>6.83</u>	<u>194.6</u>		
<u>1456</u>		<u>13.85</u>	<u>1749</u>	<u>1.05</u>	<u>6.62</u>	<u>172.3</u>		
<u>1459</u>		<u>13.79</u>	<u>1758</u>	<u>0.76</u>	<u>6.61</u>	<u>149.3</u>		
<u>1502</u>		<u>13.83</u>	<u>1761</u>	<u>0.66</u>	<u>6.62</u>	<u>132.9</u>		
<u>1505</u>		<u>13.73</u>	<u>1762</u>	<u>0.60</u>	<u>6.62</u>	<u>118.5</u>	<u>0.73</u>	

Stabilization Parameters: pH/DO ± 0.2, SpC ± 10%, Temp ± 0.5°C, Turb. ± 10% or ≤ 5

SAMPLER: Sam Gruber
 Printed Name

[Signature]
 Signature

SCS ENGINEERS

2405 140th ave NE #107

Bellevue, WA 98005

(425) 746-4600

Groundwater Sampling Data Sheet

Project #: 04207033.12	Sampling Method: <u>Dedicated</u>		1.75" QED SamplePro	Bail	Peristaltic	Grab	Other
Site: Island Co (CSWF)	DTW: <u>147.19</u>	Meter: CONTROL SETTINGS:	1 ft water = 0.62L		1L = 0.26 gallons		
Well ID: <u>E6D</u>	TOS	MP-20	Refill: <u>10</u>	One Well Volume		Other:	
Sample ID: <u>0119-06</u>	Intake	(YSI)	Discharge: <u>10</u>	(liters)		Flow Setting:	
Date: <u>1/29</u> /2019	BOS		Pressure: <u>110</u>	Total Volume Bailed			
Weather: <u>sunny</u>	Total Depth		Flow: <u>100 mL/min</u>	(liters)			
Filtered? <input checked="" type="checkbox"/> N	Locked? <input checked="" type="checkbox"/> N	Water in Protector? <input checked="" type="checkbox"/> N	Damage? <input checked="" type="checkbox"/> N				
Sample Containers:	1000 ml Poly	500 ml Poly	250 ml Poly	125 ml Poly			
	500 ml HNO3 x2	500 ml H2SO4 x2	40 ml VOA x3 x6	1000 ml Amber			
	125 ml NaOH						

TIME	DTW	Temp.	Sp.Cond.	DO	pH	Eh	Turbidity	Q / Vol.
1600		13.60	669	4.27	7.81	166.2		
1605		13.48	640	0.99	7.67	-61.5		
1608		13.48	640	0.81	7.64	-76.6		
1611		13.46	640	0.73	7.62	-82.7		
1614		13.45	640	0.63	7.61	-89.0		
1617		13.45	640	0.60	7.60	-91.9		
1620		13.39	640	0.57	7.59	-94.5	0.80	

Notes / Observations (color, odor, anomalies, etc):

Stabilization Parameters: pH/DO ± 0.2, SpC ± 10%, Temp ± 0.5°C, Turb. ± 10% or ≤ 5

SAMPLER: Sam Grabar
 Printed Name

[Signature]
 Signature

SCS ENGINEERS

2405 140th ave NE #107

Bellevue, WA 98005

(425) 746-4600

Groundwater Sampling Data Sheet

Project #: 04207033.12

Site: Island Co (CSWF)

Well ID: DNR DNR

Sample ID: 0119-07

Date: 11/29/2019

Weather: Sunny

Filtered? Y N

Locked? Y N

Water in Protector? Y N NA

Damage? Y N

Sample Containers:

1000 ml Poly	500 ml Poly	250 ml Poly	125 ml Poly
500 ml HNO3 x2	500 ml H2SO4 x2	40 ml VOA x3 x6	1000 ml Amber
125 ml NaOH			

Sampling Method: Dedicated | 1.75" QED SamplePro | Bail | Peristaltic | Grab | Other

Meter: MP-20 | YSI

CONTROL SETTINGS: Refill / | Discharge / | Pressure / | Flow /

1 ft water = 0.62L | 1L = 0.26 gallons

One Well Volume (liters) / | Total Volume Bailed (liters) / | Other: / | Flow Setting: /

TIME	DTW	Temp.	Sp.Cond.	DO	pH	Eh	Turbidity	Q / Vol.
1650		began purge.						
1705		9.90	829	1.66	7.29	158.3	3.63	

Notes / Observations (color, odor, anomalies, etc):

Stabilization Parameters: pH/DO ± 0.2, SpC ± 10%, Temp ± 0.5°C, Turb. ± 10% or ≤ 5

SAMPLER: Sam Graber

Printed Name

[Signature]

Signature

SCS ENGINEERS

2405 140th ave NE #107

Bellevue, WA 98005

(425) 746-4600

Groundwater Sampling Data Sheet

Project #: 04207033.12	Sampling Method: <u>Dedicated</u>	1.75" QED SamplePro	Bail	Peristaltic	Grab	Other
Site: Island Co (CSWF)	Meter: <u>CONTROL SETTINGS:</u>	1 ft water = 0.62L	1L = 0.26 gallons			
Well ID: <u>E10D</u>	MP-20	Refill: <u>9</u>	One Well Volume (liters):	Other: _____		
Sample ID: <u>0119-08</u>	<u>YSI</u>	Discharge: <u>11</u>	Total Volume Bailed (liters):	Flow Setting: _____		
Date: <u>1/30/2019</u>		Pressure: <u>100</u>	Total Volume Bailed (liters):			
Weather: <u>partly cloudy</u>		Flow: <u>100 mL/min</u>				
Filtered? <input checked="" type="checkbox"/> N	Locked? <input checked="" type="checkbox"/> N	Water in Protector? <input checked="" type="checkbox"/> N	Damage? <input checked="" type="checkbox"/> N			
Sample Containers:	1000 ml Poly	500 ml Poly	250 ml Poly	125 ml Poly		
	500 ml HNO3 x2	500 ml H2SO4 x2	40 ml VOA x3 x6	1000 ml Amber		
	125 ml NaOH					

TIME	DTW	Temp.	Sp.Cond.	DO	pH	Eh	Turbidity	Q / Vol.
<u>918</u>		<u>9.38</u>	<u>974</u>	<u>9.20</u>	<u>6.60</u>	<u>295.0</u>		
<u>923</u>		<u>9.07</u>	<u>941</u>	<u>4.56</u>	<u>6.95</u>	<u>107.8</u>		
<u>926</u>		<u>9.29</u>	<u>917</u>	<u>1.98</u>	<u>7.29</u>	<u>13.6</u>		
<u>929</u>		<u>9.31</u>	<u>910</u>	<u>1.44</u>	<u>7.32</u>	<u>-11.2</u>		
<u>932</u>		<u>9.34</u>	<u>903</u>	<u>1.17</u>	<u>7.37</u>	<u>-46.3</u>		
<u>935</u>		<u>9.32</u>	<u>905</u>	<u>1.01</u>	<u>7.38</u>	<u>-59.9</u>		
<u>938</u>		<u>9.39</u>	<u>917</u>	<u>0.85</u>	<u>7.41</u>	<u>-73.7</u>	<u>1.18</u>	

Notes / Observations (color, odor, anomalies, etc):

Stabilization Parameters: pH/DO ± 0.2, SpC ± 10%, Temp ± 0.5°C, Turb. ± 10% or ≤ 5

SAMPLER: Sam Graber
 Printed Name

[Signature]
 Signature

SCS ENGINEERS

2405 140th ave NE #107

Bellevue, WA 98005

(425) 746-4600

Groundwater Sampling Data Sheet

Project #: 04207033.12

Site: Island Co (CSWF)

Well ID: E9D

Sample ID: 0119-09

Date: 11 30 12019

Weather: partly cloudy

Filtered? Y N

Locked? Y N

Water in Protector? Y N

Damage? Y N

Sample Containers:

1000 ml Poly	500 ml Poly	250 ml Poly	125 ml Poly
500 ml HNO3 x2	500 ml H2SO4 x2	40 ml VOA x3 x6	1000 ml Amber
125 ml NaOH			

Sampling Method: Dedicated

Meter: MP-20

YSI

CONTROL SETTINGS:

Refill 8

Discharge 12

Pressure 100

Flow 200 mL/min

1.75" QED SamplePro

Bail

Peristaltic

Grab

Other

1 ft water = 0.62L

1L = 0.26 gallons

One Well Volume (liters)

Total Volume Bailed (liters)

Other: _____

Flow Setting: _____

TIME	DTW	Temp.	Sp.Cond.	DO	pH	Eh	Turbidity	Q / Vol.
1023		7.27	517	8.41	7.60	139.2		
1028		9.14	513	4.65	7.56	132.4		
1031		9.35	515	2.28	7.86	99.0		
1034		9.47	513	1.38	7.97	59.4		
1037		9.50	512	1.12	7.98	30.6		
1040		9.50	511	0.97	7.98	4.6	5.42	
1043		9.55	511	0.81	7.98	24.6	3.89	

Notes / Observations (color, odor, anomalies, etc):

Stabilization Parameters: pH/DO ± 0.2, SpC ± 10%, Temp ± 0.5°C, Turb. ± 10% or ≤ 5

SAMPLER: Sam Grabar
Printed Name

[Signature]
Signature

SCS ENGINEERS

2405 140th ave NE #107

Bellevue, WA 98005

(425) 746-4600

Groundwater Sampling Data Sheet

Project #: 04207033.12

Site: Island Co (CSWF)

Well ID: N20

Sample ID: 0119-10

Date: 1/30/2019

Weather: partly cloudy

Filtered? Y N Locked? Y N Water in Protector? Y N Damage? Y N

Sample Containers:

1000 ml Poly	500 ml Poly	250 ml Poly	125 ml Poly
500 ml HNO3 x2	500 ml H2SO4 x2	40 ml VOA x3 x6	1000 ml Amber
125 ml NaOH			

Sampling Method: Dedicated 1.75" QED SamplePro Bail Peristaltic Grab Other

Meter: MP-20 YSI

CONTROL SETTINGS:

1 ft water = 0.62L 1L = 0.26 gallons

Refill 12 One Well Volume _____ Other: _____

Discharge 9 (liters)

Pressure 85 Total Volume Bailed _____

Flow 300 mL/min (liters)

DTW 147.24

TOS _____

Intake _____

BOS _____

Total Depth _____

TIME	DTW	Temp.	Sp.Cond.	DO	pH	Eh	Turbidity	Q / Vol.
1135		12.03	1153	5.06	7.05	144.0		
1140		12.19	1153	1.82	6.96	130.8		
1143		12.33	1153	0.52	6.87	113.2		
1146		12.33	1155	0.46	6.85	105.9		
1149		12.33	1158	0.43	6.83	101.8		
1152		12.34	1158	0.39	6.83	99.7		
1155		12.38	1159	0.36	6.82	98.6	0.59	

Notes / Observations (color, odor, anomalies, etc):

Dup taken as 0119-11

@ 1215

Stabilization Parameters: pH/DO ± 0.2, SpC ± 10%, Temp ± 0.5°C, Turb. ± 10% or ≤ 5

SAMPLER: Sam Graber

Printed Name

[Signature]

Signature

GROUNDWATER SAMPLING INSTRUMENT CALIBRATION DOCUMENTATION FORM

	Conductivity	pH4	pH 7	DO	Turbidity	Comments/Exceptions
Date	1/29/19					
Time	930					
Weather (sky or precip, temp)	Sunny					
Type of Calibration	Standard	Standard	Standard	Standard	Standard	
Standard Value	1413	4.01	7.00	100% or ~8.5	1000, 10, 0.2 800, 100, 20, <0.1	
Pre-Cal Reading	1430	4.29	6.85			
Post Cal Reading	1413	4.01	7.00	8.5	1000, 10, 0.2	
Discrepancy	No					
Calib. Successful?	Yes					
Calibration by	STB					
Instrument Type, ID	MP20 / YSI 556			MicoTPW / HACH2000		
Calibration Location	CSWF					

* If Direct Reading is Unavailable, Assume pressure = 760 mm - 2.5 (altitude in ft/100)

GROUNDWATER SAMPLING INSTRUMENT CALIBRATION DOCUMENTATION FORM

	Conductivity	pH4	pH 7	DO	Turbidity	Comments/Exceptions
Date	1/30/19					
Time	8:15					
Weather (sky or precip, temp)	partly cloudy					
Type of Calibration	Standard	Standard	Standard	Standard	Standard	
Standard Value	1413	4.01	7.00	100% or ~8.5	1000, 10, 0.2 800, 100, 20, <0.1	
Pre-Cal Reading	1444	4.40	7.21			
Post Cal Reading	1413	4.01	7.00	8.5	1000, 10, 0.2	
Discrepancy	No					
Calib. Successful?	YES					
Calibration by	SEB					
Instrument Type, ID	MP20 / YSI 556			MicoTPW / HACH2000		
Calibration Location	CSWF					

* If Direct Reading is Unavailable, Assume pressure = 760 mm - 2.5 (altitude in ft/100)

SCS FIELD SERVICES

DAILY LOG

JOB NO. 04207033.11 TASK NO. 1,2,3 DATE 2-11-19 PROJECT NAME Island County Landfill
 TEMP 33 BARO 29.52 WIND 4 MPH E WEATHER Snow

SCS-FS LABOR	HOURS	OT				HOURS	OT
Simon Garibaldo	8	2	Project Foreman			10	
			DAILY TOTAL			10	
EQUIP, SVCS, MTLs, MLG	QTY	UNITS				QTY	UNITS
Service Truck	1	\$18.50 Hourly		SCS Field Service		10	\$185.00
Gem - 2000	1	\$185.00 Daily		SCS Field Service		1	\$185.00
INSTRUMENT CALIBRATION (CAL. GAS)		CH4	O2	CO2			
MODEL	S/N	(%-VOL)	(%-VOL)	(%-VOL)			
Gem - 2000	10772	50%	20.9%	35.0%			
Flare Station	Hours	Amps	Condensate	Header	Capsuhelic	Valve Position	
Blower # 1			Trap Level	SV	Gauge	50% Open	
Blower # 2				LFG		50% Open	
Propane Tank Level	Propane						
	Line PSI						
SUMMARY	1525 SDG onsite to monitor the Perimeter Gas Probes.						
	1535 Calibrate the Gem - 2000.						
	1545 SDG monitoring the Perimeter Gas Probes.						
	1651 Completed monitoring for the day.						
	1700 Post Calibration of the Gem - 2000.						
	1715 SDG offsite.						

PREPARED BY: Simon Garibaldo ACCEPTED BY: _____

LANDFILL GAS MONITORING
GEM 2000 CALIBRATION AND PERTINENT DATA

Date: 2-11-19

Site Name: Island County Landfill

Technician: Simon Garibaldo

Job No.04207033.11

WEATHER OBSERVATIONS

Wind Speed: 4MPH Wind Direction: E Barometric Pressure: 29.52" Hg

Air Temperature: 33F General Weather Conditions: Snow

CALIBRATION INFORMATION

Pre-monitoring Calibration Precision Check

Procedure: Calibrate the instrument. Make a total of three measurements by alternating zero air and the calibration gas. Record the readings and calculate the average algebraic difference between the instrument reading and the calibration gas as a percentage. The calibration precision must be less than or equal to 2% of the calibration gas value.

Instrument Serial No. 10772

Calibration Gas: %CH4 - 50.0% %CO2 - 35.0% %O2 - 20.9%

Time	CH4	CO2	O2
15:35	49.9%	35.0%	20.8%

Post-monitoring Calibration Check

Time	CH4	CO2	O2
17:00	50.0%	35.0%	20.9%

NOTES:

LANDFILL GAS MONITORING
GEM 2000 CALIBRATION AND PERTINENT DATA

Date: 2-12-19

Site Name: Island County Landfill

Technician: Simon Garibaldo

Job No.04207033.11

WEATHER OBSERVATIONS

Wind Speed: 1MPH Wind Direction: SE Barometric Pressure: 29.48" Hg

Air Temperature: 38F General Weather Conditions: Snow

CALIBRATION INFORMATION

Pre-monitoring Calibration Precision Check

Procedure: Calibrate the instrument. Make a total of three measurements by alternating zero air and the calibration gas. Record the readings and calculate the average algebraic difference between the instrument reading and the calibration gas as a percentage. The calibration precision must be less than or equal to 2% of the calibration gas value.

Instrument Serial No. 10772

Calibration Gas: %CH4 - 50.0% %CO2 - 35.0% %O2 - 20.9%

Time	CH4	CO2	O2
07:15	49.6%	35.0%	20.9%

Post-monitoring Calibration Check

Time	CH4	CO2	O2
13:55	50.0%	34.8%	20.9%

NOTES:

April 24, 2019
File No. 04207033.12

Subject: **Second Quarter 2019 Groundwater Monitoring Event
Coupeville Solid Waste Facility, Island County, Washington**

NOTES/SAMPLE DECODING:

Event Dates: April 22-23, 2019

Field Staff: Sam Graber & Travis Berndahl

- This was a semi-annual sampling event.
- Duplicate samples were taken from monitoring wells N3S and S11S.
- YSI Multiparameter meters were calibrated daily prior to sampling.
- Monitoring well E1S was sampled for Nitrate/Nitrite only.

Sample Date	Sample Number	Well ID
4/22/19	0419-01	N3D
4/22/19	0419-02	E4D
4/22/19	0419-03	N3S
4/22/19	0419-04	E4S
4/22/19	0419-05	N3S (Duplicate)
4/22/19	0419-06	E5D
4/22/19	0419-07	N2D
4/22/19	0419-08	E3D
4/22/19	0419-09	N2S
4/22/19	0419-10	E8D
4/22/19	0419-11	N1D
4/22/19	0419-12	DOT
4/22/19	0419-13	S10S
4/22/19	0419-14	E7D
4/22/19	0419-15	E2D
4/22/19	0419-16	E6D
4/22/19	0419-17	E2S
4/23/19	0419-18	S11D
4/22/19	0419-19	E1S
4/23/19	0419-20	S11S
4/22/19	0419-21	E1D
4/23/19	0419-22	S11S (Duplicate)
4/23/19	0419-23	DNR
4/23/19	0419-24	WR1

4/23/19	0419-25	N5D
4/23/19	0419-26	E10D
4/23/19	0419-27	E9D
4/23/19	0419-28	NE1D
4/23/19	0419-29	NE1S

SCS ENGINEERS

2405 140th ave NE #107

Bellevue, WA 98005

(425) 746-4600

Groundwater Sampling Data Sheet

Project #: 04207033.12

Site: CSWF (Island Co.)

Well ID: E4D

Sample ID: 0419-02

Date: 4/22/2019

Weather: w/c/cast

Sampling Method: Dedicated 1.75" QED SamplePro Bail Peristaltic Grab Other

Meter: CONTROL SETTINGS:
MP-20 YSI
 Refill 10
 Discharge 10
 Pressure 100
 Flow 100 ml/min

1 ft water = 0.62L 1L = 0.26 gallons
 One Well Volume (liters) _____ Other: _____
 Total Volume Bailed (liters) _____ Flow Setting: _____

DTW 152.46
 TOS _____
 Intake _____
 BOS _____
 Total Depth _____

Filtered? Y N Locked? Y N Water in Protector? Y N Damage? Y N

Sample Containers: 1000 ml Poly 500 ml Poly 250 ml Poly 125 ml Poly
 500 ml HNO3 x2 500 ml H2SO4 x2 40 ml VOA x3 x6 1000 ml Amber
 125 ml NaOH

Notes / Observations (color, odor, anomalies, etc):

TIME	DTW	Temp.	Sp.Cond.	DO	pH	Eh	Turbidity	Q / Vol.
1020		10.6	527	8.51	7.60	252.0		
1025		10.8	562	6.92	7.08	72.9		
1028		10.8	560	4.02	7.28	32.3		
1031		10.7	558	2.61	7.51	-8.6		
1034		10.7	556	1.99	7.65	-51.9		
1037		10.7	552	1.70	7.72	-66.9		
1040		10.7	551	1.53	7.75	-75.9	1.93	

Stabilization Parameters: pH/DO ± 0.2, SpC ± 10%, Temp ± 0.5°C, Turb. ± 10% or ≤ 5

SAMPLER: Sam Graber
 Printed Name

[Signature]
 Signature

SCS ENGINEERS

2405 140th ave NE #107

Bellevue, WA 98005

(425) 746-4600

Groundwater Sampling Data Sheet

Project #: 04207033.12 Sampling Method : Dedicated 1.75" QED SamplePro Bail Peristaltic Grab Other

Site CSWF (Island Co.)

Well ID: N35

Sample ID: 0419-03

Date: 4/22/2019

Weather: Overcast



138.59 DTW
TOS
Intake
BOS
Total Depth

Meter: CONTROL SETTINGS:

MP-20
YSI

1 ft water = 0.62L 1L = 0.26 gallons
Refill 10 One Well Volume _____ Other: _____
Discharge 5 (liters) Flow Setting: _____
Pressure 80 Total Volume Bailed _____
Flow 300ml/min. (liters)

Filtered? N

Locked? N

Water in Protector? N

Damage? N

Sample Containers:

1000 ml Poly	500 ml Poly	250 ml Poly	125 ml Poly
500 ml HNO3 x2	500 ml H2SO4 x2	40 ml VOA x3 x6	1000 ml Amber
125 ml NaOH			

Notes / Observations (color, odor, anomalies, etc):

Duplicate taken @ 1120
0419-05

TIME	DTW	Temp.	Sp.Cond.	DO	pH	Eh	Turbidity	Q / Vol.
<u>1059</u>		<u>12.61</u>	<u>830</u>	<u>8.91</u>	<u>7.14</u>	<u>309.1</u>		
<u>1059</u>		<u>12.00</u>	<u>1072</u>	<u>5.37</u>	<u>7.06</u>	<u>310.5</u>		
<u>1102</u>		<u>11.82</u>	<u>1096</u>	<u>6.80</u>	<u>7.07</u>	<u>306.5</u>		
<u>1105</u>		<u>11.82</u>	<u>1075</u>	<u>6.82</u>	<u>7.08</u>	<u>305.3</u>		
<u>1108</u>		<u>11.79</u>	<u>1065</u>	<u>7.01</u>	<u>7.09</u>	<u>304.6</u>		
<u>1111</u>		<u>11.79</u>	<u>1059</u>	<u>7.11</u>	<u>7.09</u>	<u>303.6</u>		
<u>1114</u>		<u>11.76</u>	<u>1057</u>	<u>7.14</u>	<u>7.09</u>	<u>303.2</u>	<u>0.0</u>	

Stabilization Parameters: pH/DO ± 0.2, SpC ± 10%, Temp ± 0.5°C, Turb. ± 10% or ≤ 5

SAMPLER: Travis Berndahl
Printed Name

[Signature]
Signature

SCS ENGINEERS

2405 140th ave NE #107

Bellevue, WA 98005

(425) 746-4600

Groundwater Sampling Data Sheet

Project #: 04207033.12
 Site: CSWF (Island Co.)
 Well ID: 22 E45
 Sample ID: 0419-D4
 Date: 4/22/2019
 Weather: L. rain



140.41 DTW
 TOS
 Intake
 BOS
 Total Depth

Sampling Method : Dedicated

Meter: CONTROL SETTINGS:
 MP-20
YSI

1.75" QED SamplePro
 Refill 10
 Discharge 10
 Pressure 90
 Flow 300 mL/min

Bail	Peristaltic	Grab	Other
1 ft water = 0.62L	1L = 0.26 gallons		
One Well Volume (liters)		Other :	
Total Volume Bailed (liters)		Flow Setting :	

Filtered? Y N
 Sample Containers: 1000 ml Poly
500 ml HNO3 x2
125 ml NaOH
 Locked? Y N
500 ml Poly
500 ml H2SO4 x2
 Water in Protector? Y N
250 ml Poly
40 ml VOA x3 x6
 Damage? Y N
125 ml Poly
1000 ml Amber

Notes / Observations (color, odor, anomalies, etc):

TIME	DTW	Temp.	Sp.Cond.	DO	pH	Eh	Turbidity	Q / Vol.
1125		10.3	988	8.41	7.01	44.4		
1130		10.8	1041	5.31	6.95	68.2		
1133		10.7	1188	3.86	6.92	87.5		
1136		10.6	1214	2.95	6.88	97.8		
1139		10.6	1220	2.82	6.88	100.7		
1142		10.6	1234	2.50	6.89	105.8		
1145		10.6	1237	2.42	6.89	108.5	1.90	

Stabilization Parameters: pH/DO ± 0.2, SpC ± 10%, Temp ± 0.5°C, Turb. ± 10% or ≤ 5

SAMPLER: Sam Graber
 Printed Name

[Signature]
 Signature

SCS ENGINEERS

2405 140th ave NE #107

Bellevue, WA 98005

(425) 746-4600

Groundwater Sampling Data Sheet

Project #: 04207033.12
 Site: CSWF (Island Co.)
 Well ID: ESD
 Sample ID: 0419-06
 Date: 4/22/2019
 Weather: Rainy

Sampling Method: Dedicated | 1.75" QED SamplePro | Bail | Peristaltic | Grab | Other
 Meter: MP-20 | YSI | CONTROL SETTINGS:
 1 ft water = 0.62L | 1L = 0.26 gallons
 Refill: 10 | One Well Volume: _____ | Other: _____
 Discharge: 10
 Pressure: 100 | Total Volume Bailed: _____ | Flow Setting: _____
 Flow: 100 mL/min

DTW: 144.30
 TOS: _____
 Intake: _____
 BOS: _____
 Total Depth: _____

Filtered? N | Locked? N | Water in Protector? N | Damage? N

Sample Containers:
 1000 ml Poly | 500 ml Poly | 250 ml Poly | 125 ml Poly
 500 ml HNO3 x2 | 500 ml H2SO4 x2 | 40 ml VOA x3 x6 | 1000 ml Amber
 125 ml NaOH

Notes / Observations (color, odor, anomalies, etc):

TIME	DTW	Temp.	Sp.Cond.	DO	pH	Eh	Turbidity	Q / Vol.
1225		11.4	1079	8.5	7.51	110.6		
1230		11.4	1151	4.83	7.38	61.3		
1233		11.4	1192	2.11	7.31	-10.4		
1236		11.4	1212	2.67	7.26	-58.0		
1239		11.3	1232	1.41	7.23	-63.4		
1242		11.3	1261	1.60	7.21	-64.5		
1245		11.3	1271	1.43	7.20	-71.0	1.42	

Stabilization Parameters: pH/DO ± 0.2, SpC ± 10%, Temp ± 0.5°C, Turb. ± 10% or ≤ 5

SAMPLER: Sam Grabo
 Printed Name

[Signature]
 Signature

SCS ENGINEERS

2405 140th ave NE #107
Bellevue, WA 98005

(425) 746-4600

Groundwater Sampling Data Sheet

Project #: 04207033.12
Site: CSWF (Island Co.)
Well ID: N20
Sample ID: 0419-07
Date: 4/22/2019
Weather: Overcast/Raining

Sampling Method: Dedicated 1.75" QED SamplePro Bail Peristaltic Grab Other

Meter: CONTROL SETTINGS:
MP-20 YSI Refill 12 Discharge 8 Pressure 90 Flow 300 ml/min

DTW 147.24
TOS
Intake
BOS
Total Depth

1 ft water = 0.62L 1L = 0.26 gallons
One Well Volume (liters) _____ Other: _____
Total Volume Bailed (liters) _____ Flow Setting: _____

Filtered? N Locked? N Water in Protector? N Damage? Y

Sample Containers: 1000 ml Poly 500 ml Poly 250 ml Poly 125 ml Poly
500 ml HNO3 x2 500 ml H2SO4 x2 40 ml VOA x3 x6 1000 ml Amber
125 ml NaOH

TIME	DTW	Temp.	Sp.Cond.	DO	pH	Eh	Turbidity	Q / Vol.
1203		12.33	1217	5.85	7.25	300.6		
1208		12.36	1209	1.77	7.03	298.1		
1211		12.35	1215	0.92	7.01	296.2		
1214		12.35	1215	0.85	7.01	293.9		
1217		12.34	1217	0.82	7.06	291.3		
1220		12.36	1218	0.73	7.00	288.7		
1223		12.35	1220	0.85	7.00	285.4	0.0	

Notes / Observations (color, odor, anomalies, etc):

Stabilization Parameters: pH/DO ± 0.2, SpC ± 10%, Temp ± 0.5°C, Turb. ± 10% or ≤ 5

SAMPLER: Travis Berndahl
Printed Name

[Signature]
Signature

SCS ENGINEERS

2405 140th ave NE #107
Bellevue, WA 98005

(425) 746-4600

Groundwater Sampling Data Sheet

Project #: 04207033.12	Sampling Method: <u>Dedicated</u>	1.75" QED SamplePro	Bail	Peristaltic	Grab	Other
Site: CSWF (Island Co.)	Meter: <u>CONTROL SETTINGS:</u>	MP-20	1 ft water = 0.62L	1L = 0.26 gallons		
Well ID: <u>E3D</u>	Refill: <u>11</u>	YSI	Discharge: <u>9</u>	One Well Volume (liters)	Other:	
Sample ID: 0419-08	Pressure: <u>100</u>		Flow: <u>300 mL/min</u>	Total Volume Bailed (liters)	Flow Setting:	
Date: 4/22/2019						
Weather: <u>rain</u>						
Filtered? <input checked="" type="checkbox"/> Y <input type="checkbox"/> N	Locked? <input checked="" type="checkbox"/> Y <input type="checkbox"/> N	Water in Protector? <input checked="" type="checkbox"/> Y <input type="checkbox"/> N	Damage? <input checked="" type="checkbox"/> Y <input type="checkbox"/> N			
Sample Containers:	1000 ml Poly	500 ml Poly	250 ml Poly	125 ml Poly		
	500 ml HNO3 x2	500 ml H2SO4 x2	40 ml VOA x3 x6	1000 ml Amber		
	125 ml NaOH					



149.96 DTW
TOS
Intake
BOS
Total Depth

Notes / Observations (color, odor, anomalies, etc):

TIME	DTW	Temp.	Sp.Cond.	DO	pH	Eh	Turbidity	Q / Vol.
1335		10.2	751	4.02	8.02	43.4		
1340		10.4	759	8.71	7.91	67.4		
1343		10.5	765	8.52	7.70	84.8		
1346		10.8	772	8.34	7.58	100.0		
1349		10.8	773	6.30	7.53	102.6		
1352		10.8	773	4.58	7.55	92.2		
1355		10.7	773	3.09	7.62	41.2	0.50	

Stabilization Parameters: pH/DO ± 0.2, SpC ± 10%, Temp ± 0.5°C, Turb. ± 10% or ≤ 5

SAMPLER: Sam Graber
Printed Name

[Signature]
Signature

SCS ENGINEERS

2405 140th ave NE #107

Bellevue, WA 98005

(425) 746-4600

Groundwater Sampling Data Sheet

Project #: 04207033.12 Sampling Method: Dedicated 1.75" QED SamplePro Bail Peristaltic Grab Other

Site: CSWF (Island Co.)

Well ID: N25

Sample ID: 0419-09

Date: 4/22/2019

Weather: Rainy



135.74 DTW

DTW

TOS

Intake

BOS

Total Depth

Meter: CONTROL SETTINGS:
MP-20
YSI

Refill 10.5

Discharge 4.5

Pressure 90

Flow 150 ml/min.

1 ft water = 0.62L

1L = 0.26 gallons

One Well Volume _____ Other: _____
(liters)

Total Volume Bailed _____
(liters)

Flow Setting: _____

Filtered? N

Locked? N

Water in Protector? N

Damage? N

Sample Containers:

1000 ml Poly

500 ml Poly

250 ml Poly

125 ml Poly

500 ml HNO3 x2

500 ml H2SO4 x2

40 ml VOA x3 x6

1000 ml Amber

125 ml NaOH

Notes / Observations (color, odor, anomalies, etc):

TIME	DTW	Temp.	Sp. Cond.	DO	pH	Eh	Turbidity	Q / Vol.
1240		12.83	992	10.32	7.54	261.8		
1245		12.39	1438	4.82	6.92	279.6		
1248		12.34	1516	3.15	6.87	279.2		
1251		12.24	1533	2.16	6.84	278.2		
1254		12.29	1538	1.69	6.83	276.9		
1257		12.32	1539	1.61	6.83	276.0		
1300		12.29	15.42	1.54	6.82	274.8	0.0	

Stabilization Parameters: pH/DO ± 0.2, SpC ± 10%, Temp ± 0.5°C, Turb. ± 10% or ≤ 5

SAMPLER: Travis Berndahl
Printed Name

[Signature]
Signature

SCS ENGINEERS

2405 140th ave NE #107

Bellevue, WA 98005

(425) 746-4600

Groundwater Sampling Data Sheet

Project #: 04207033.12		Sampling Method: <u>Dedicated</u>	1.75" QED SamplePro	Bail	Peristaltic	Grab	Other
Site: CSWF (Island Co.)		Meter: CONTROL SETTINGS:	1 ft water = 0.62L		1L = 0.26 gallons		
Well ID: <u>EBD</u>		MP-20	Refill: <u>10</u>	One Well Volume (liters)		Other: _____	
Sample ID: 0419-10		<u>YSI</u>	Discharge: <u>10</u>	Total Volume Bailed (liters)		Flow Setting: _____	
Date: 4/22/2019			Pressure: <u>100</u>				
Weather: <u>raining</u>		Total Depth: <u>16</u>	Flow: <u>100 mL/min</u>				
Filtered? <input checked="" type="checkbox"/> N	Locked? <input checked="" type="checkbox"/> N	Water in Protector? <input checked="" type="checkbox"/> N	Damage? <input checked="" type="checkbox"/> N				
Sample Containers:	1000 ml Poly	500 ml Poly	250 ml Poly	125 ml Poly			
	500 ml HNO3 x2	500 ml H2SO4 x2	40 ml VOA x3 x6	1000 ml Amber			
	125 ml NaOH						

TIME	DTW	Temp.	Sp.Cond.	DO	pH	Eh	Turbidity	Q / Vol.
1445		10.1	585	8.50	7.67	99.7		
1450		10.1	575	6.16	7.26	117.0		
1453		10.1	574	3.91	7.28	96.8		
1456		10.1	574	2.71	7.29	82.0		
1459		10.2	575	2.30	7.32	13.6		
1502		10.2	575	1.97	7.34	-28.6		
1505		10.2	575	1.75	7.40	-67.7	2.01	

Notes / Observations (color, odor, anomalies, etc):

Stabilization Parameters: pH/DO ± 0.2, SpC ± 10%, Temp ± 0.5°C, Turb. ± 10% or ≤ 5

SAMPLER: Sam Gabor
 Printed Name

[Signature]
 Signature

SCS ENGINEERS

2405 140th ave NE #107

Bellevue, WA 98005

(425) 746-4600

Groundwater Sampling Data Sheet

Project #: 04207033.12

Site: CSWF (Island Co.)

Well ID: N10

Sample ID: 0419-11

Date: 4/22/2019

Weather: Rainy

Sampling Method: Dedicated 1.75" QED SamplePro Bail Peristaltic Grab Other

Meter: CONTROL SETTINGS: MP-20 YSI

DTW: 135.38

TOS: /

Intake: /

BOS: /

Total Depth: /

Refill: 8.5

Discharge: 6.5

Pressure: 8.5

Flow: 300ml/min.

1 ft water = 0.62L 1L = 0.26 gallons

One Well Volume (liters): _____ Other: _____

Total Volume Bailed (liters): _____ Flow Setting: _____

Filtered? N Locked? N Water in Protector? N Damage? N

Sample Containers: 1000 ml Poly 500 ml Poly 250 ml Poly 125 ml Poly

500 ml HNO3 x2 500 ml H2SO4 x2 40 ml VOA x3 x6 1000 ml Amber

125 ml NaOH

TIME	DTW	Temp.	Sp.Cond.	DO	pH	Eh	Turbidity	Q / Vol.
1338		9.93	1391	11.10	7.58	273.2		
1343		9.33	1470	11.02	7.60	274.0		
1346		9.88	1490	10.28	7.57	275.2		
1349		10.36	1495	8.98	7.47	277.3		
1352		10.50	1497	6.95	7.40	278.6		
1355		10.57	1498	5.33	7.33	277.8		
1358		10.66	1498	3.75	7.30	242.1	0.0	
1400		16.65	1498	3.57	7.30	228.2		

Notes / Observations (color, odor, anomalies, etc):

Sample time 1358

Stabilization Parameters: pH/DO ± 0.2, SpC ± 10%, Temp ± 0.5°C, Turb. ± 10% or ≤ 5

SAMPLER: Travis Berndahl
Printed Name

[Signature]
Signature

SCS ENGINEERS

2405 140th ave NE #107

Bellevue, WA 98005

(425) 746-4600

Groundwater Sampling Data Sheet

Project #: 04207033.12

Site: CSWF (Island Co.)

Well ID: DOT

Sample ID: 0419-12

Date: 4/22/2019

Weather: overcast

Filtered? Y N

Locked? Y N NA

Water in Protector? Y N

Damage? Y N

Sample Containers:

1000 ml Poly	500 ml Poly	250 ml Poly	125 ml Poly
500 ml HNO3 x2	500 ml H2SO4 x2	40 ml VOA x3 x6	1000 ml Amber
125 ml NaOH			

Sampling Method: Dedicated | 1.75" QED SamplePro | Bail | Peristaltic | Grab | Other

Meter: MP-20 | YSL

CONTROL SETTINGS:

1 ft water = 0.62L | 1L = 0.26 gallons

One Well Volume (liters): _____ | Other: _____

Total Volume Bailed (liters): _____ | Flow Setting: _____

DTW | TOS | Intake | BOS | Total Depth

Refill | Discharge | Pressure | Flow

TIME	DTW	Temp.	Sp.Cond.	DO	pH	Eh	Turbidity	Q/Vol.
1630		10.3	725	2.79	7.77	-126.5	1.41	

Notes / Observations (color, odor, anomalies, etc):

Meter Reading 8508(0)

↑

Printed on meter

Stabilization Parameters: pH/DO ± 0.2, SpC ± 10%, Temp ± 0.5°C, Turb. ± 10% or ≤ 5

SAMPLER: Sam Graber
Printed Name

[Signature]
Signature

SCS ENGINEERS

2405 140th ave NE #107

Bellevue, WA 98005

(425) 746-4600

Groundwater Sampling Data Sheet

Project #: 04207033.12	Sampling Method: <u>Dedicated</u>	1.75" QED SamplePro	Bail	Peristaltic	Grab	Other
Site: CSWF (Island Co.)	Meter: <u>CONTROL SETTINGS:</u>	1 ft water = 0.62L		1L = 0.26 gallons		
Well ID: <u>S10S</u>	MP-20	Refill: <u>9.5</u>	One Well Volume (liters)	Other: _____		
Sample ID: 0419-13	YSI	Discharge: <u>5.5</u>	Total Volume Bailed (liters)	Flow Setting: _____		
Date: 4/22/2019	BOS	Pressure: <u>80</u>				
Weather: <u>Rainy</u>	Total Depth	Flow: <u>2.50 ml/min</u>				

Filtered? <input checked="" type="checkbox"/> N	Locked? <input checked="" type="checkbox"/> N	Water in Protector? <input checked="" type="checkbox"/> N	Damage? <input checked="" type="checkbox"/> N
Sample Containers:	1000 ml Poly	500 ml Poly	250 ml Poly
	500 ml HNO3 x2	500 ml H2SO4 x2	40 ml VOA x3 x6
	125 ml NaOH		125 ml Poly
			1000 ml Amber

TIME	DTW	Temp.	Sp.Cond.	DO	pH	Eh	Turbidity	Q / Vol.
1425		14.01	1197	8.06	7.57	191.8		
1430		13.99	1287	2.23	7.13	201.1		
1433		13.74	1264	2.03	6.97	202.9		
1436		13.73	1268	1.78	6.99	205.1		
1439		13.72	1269	1.74	6.93	205.7		
1442		13.71	1271	1.65	6.92	207.8		
1445		13.66	1270	1.66	6.91	209.3	0.0	

Notes / Observations (color, odor, anomalies, etc):

Stabilization Parameters: pH/DO ± 0.2, SpC ± 10%, Temp ± 0.5°C, Turb. ± 10% or ≤ 5

SAMPLER: Travis Bemdahl
 Printed Name

[Signature]
 Signature


SCS ENGINEERS

2405 140th ave NE #107

Bellevue, WA 98005

(425) 746-4600

Groundwater Sampling Data Sheet

Project #: 04207033.12		Sampling Method: <u>Dedicated</u>	1.75" QED SamplePro	Bail	Peristaltic	Grab	Other
Site: CSWF (Island Co.)	145.03	Meter: CONTROL SETTINGS:	1 ft water = 0.62L		1L = 0.26 gallons		
Well ID: E7D	TOS	MP-20	Refill: 10	One Well Volume (liters)		Other: _____	
Sample ID: 0419-14	Intake	(YSI)	Discharge: 10	Total Volume Bailed (liters)		Flow Setting: _____	
Date: 4/22/2019	BOS		Pressure: 100				
Weather: overcast	Total Depth		Flow: 100 mL/min				
Filtered? <input checked="" type="checkbox"/> Y <input type="checkbox"/> N	Locked? <input type="checkbox"/> Y <input checked="" type="checkbox"/> N	* Water in Protector? <input checked="" type="checkbox"/> Y <input type="checkbox"/> N	Damage? <input type="checkbox"/> Y <input checked="" type="checkbox"/> N				
Sample Containers:	1000 ml Poly	500 ml Poly	250 ml Poly	125 ml Poly			
	500 ml HNO3 x2	500 ml H2SO4 x2	40 ml VOA x3 x6	1000 ml Amber			
	125 ml NaOH						

TIME	DTW	Temp.	Sp.Cond.	DO	pH	Eh	Turbidity	Q / Vol.
1710		13.4	1389	8.50	7.27	118.0		
1715		13.7	1728	5.08	6.77	56.4		
1718		13.7	1820	2.75	6.71	49.5		
1721		13.7	1862	1.60	6.66	44.6		
1724		13.7	1869	1.36	6.66	42.6		
1727		13.7	1872	1.20	6.66	41.6		
1730		13.7	1873	1.08	6.66	40.2	0.29	

Notes / Observations (color, odor, anomalies, etc):

145.04

* flushmount filled w/ water

Stabilization Parameters: pH/DO ± 0.2, SpC ± 10%, Temp ± 0.5°C, Turb. ± 10% or ≤ 5

SAMPLER: Sam Graber
 Printed Name


 Signature

SCS ENGINEERS

2405 140th ave NE #107
Bellevue, WA 98005

(425) 746-4600

Groundwater Sampling Data Sheet

Project #: 04207033.12

Site: CSWF (Island Co.)

Well ID: B20

Sample ID: 0419-15

Date: 4/22/2019

Weather: Rainy

Filtered? Y N

Locked? Y N

Water in Protector? Y N

Damage? Y N

Sample Containers:

1000 ml Poly	500 ml Poly	250 ml Poly	125 ml Poly
500 ml HNO3 x2	500 ml H2SO4 x2	40 ml VOA x3 x6	1000 ml Amber
125 ml NaOH			

Sampling Method: Dedicated 1.75" QED SamplePro Bail Peristaltic Grab Other


Meter: YSI CONTROL SETTINGS: 1 ft water = 0.62L 1L = 0.26 gallons

MP-20 Refill 10.5 One Well Volume _____ Other: _____

Discharge 9.5 (liters)

Pressure 100 Total Volume Bailed _____ Flow Setting: _____

Flow 120 ml/min. (liters)



TIME	DTW	Temp.	Sp.Cond.	DO	pH	Eh	Turbidity	Q / Vol.
1600	1	10.85	1350	12.21	7.36	141.6		
1605		12.03	1513	9.42	7.20	174.6		
1608		12.04	1602	5.90	6.99	198.3		
1611		12.04	1597	4.45	6.88	205.3		
1614		12.05	1569	2.87	6.81	211.0		
1617		12.08	1568	2.65	6.79	213.9		
1620		12.08	1576	2.55	6.78	216.9	0.0	

Notes / Observations (color, odor, anomalies, etc):

Stabilization Parameters: pH/DO ± 0.2, SpC ± 10%, Temp ± 0.5°C, Turb. ± 10% or ≤ 5

SAMPLER: Travis Berndahl
Printed Name

[Signature]
Signature

SCS ENGINEERS

2405 140th ave NE #107

Bellevue, WA 98005

(425) 746-4600

Groundwater Sampling Data Sheet

Project #: 04207033.12
 Site: CSWF (Island Co.)
 Well ID: E6D
 Sample ID: 0419-16
 Date: 4/22/2019
 Weather: overcast



147.12 DTW
 TOS
 Intake
 BOS
 Total Depth

Sampling Method: Dedicated
 Meter: CONTROL SETTINGS: YSI
 1.75" QED SamplePro
 Bail
 Peristaltic
 Grab
 Other
 1 ft water = 0.62L
 1L = 0.26 gallons
 Refill 10
 Discharge 10
 Pressure 100
 Flow 100 mL/min
 One Well Volume (liters)
 Total Volume Bailed (liters)
 Other:
 Flow Setting:

Filtered? Y N
 Locked? Y N
 Water in Protector? Y N
 Damage? Y N
 Sample Containers: 1000 ml Poly, 500 ml Poly, 250 ml Poly, 125 ml Poly, 500 ml HNO3 x2, 500 ml H2SO4 x2, 40 ml VOA x3 x6, 1000 ml Amber, 125 ml NaOH

Notes / Observations (color, odor, anomalies, etc):

TIME	DTW	Temp.	Sp.Cond.	DO	pH	Eh	Turbidity	Q / Vol.
1830		13.4	707	5.50	7.91	-86.5		
1835		13.6	694	2.92	7.75	-101.8		
1838		13.8	677	1.81	7.67	-122.3		
1841		13.8	673	1.58	7.67	-123.5		
1844		13.8	670	1.47	7.65	-124.9		
1847		13.8	669	1.28	7.64	-126.6		
1850		13.8	669	1.20	7.64	-127.3	0.33	

Stabilization Parameters: pH/DO ± 0.2, SpC ± 10%, Temp ± 0.5°C, Turb. ± 10% or ≤ 5

SAMPLER: Sam Graber
 Printed Name

[Signature]
 Signature

SCS ENGINEERS

2405 140th ave NE #107
Bellevue, WA 98005

(425) 746-4600

Groundwater Sampling Data Sheet

Project #: 04207033.12

Site: CSWF (Island Co.)

Well ID: B2S

Sample ID: 0419-17

Date: 4/22/2019

Weather: Rainy Overcast

Filtered? N Locked? N Water in Protector? N Damage? N

Sample Containers:

1000 ml Poly	500 ml Poly	250 ml Poly	125 ml Poly
500 ml HNO3 x2	500 ml H2SO4 x2	40 ml VOA x3 x6	1000 ml Amber
125 ml NaOH			

Sampling Method: Dedicated 1.75" QED SamplePro Bail Peristaltic Grab Other

Meter: YSI CONTROL SETTINGS: 1 ft water = 0.62L 1L = 0.26 gallons

Refill 9.5 One Well Volume _____ Other: _____

Discharge 5.5 (liters)

Pressure 80 Total Volume Bailed _____ Flow Setting: _____

Flow 200ml/min (liters)

DTW 136.81

TOS _____

Intake _____

BOS _____

Total Depth _____

TIME	DTW	Temp.	Sp. Cond.	DO	pH	Eh	Turbidity	Q / Vol.
1645		11.69	1343	5.49	7.05	228.5		
1650		11.84	1312	4.21	6.93	233.6		
1653		11.86	1302	2.97	6.90	235.4		
1656		11.89	1295	2.40	6.89	235.7		
1659		11.90	1293	2.40	6.89	235.6		
1702		11.93	1293	2.23	6.89	235.5		
1705		11.91	1294	2.20	6.88	235.5	0.71	

Notes / Observations (color, odor, anomalies, etc):

Stabilization Parameters: pH/DO ± 0.2, SpC ± 10%, Temp ± 0.5°C, Turb. ± 10% or ≤ 5

SAMPLER: Travis Berndahl
Printed Name

[Signature]
Signature

SCS ENGINEERS

2405 140th ave NE #107

Bellevue, WA 98005

(425) 746-4600

Groundwater Sampling Data Sheet

Project #: 04207033.12
 Site: CSWF (Island Co.)
 Well ID: 511D
 Sample ID: 0419-18
 Date: 4/23/2019
 Weather: L rain

Sampling Method: Dedicated 1.75" QED SamplePro Bail
 Meter: CONTROL SETTINGS: YSI
 MP-20
 Refill 10
 Discharge 10
 Pressure 100
 Flow 300 ml/min

DTW 145.40
 TOS
 Intake
 BOS
 Total Depth

1 ft water = 0.62L
 1L = 0.26 gallons
 One Well Volume (liters)
 Total Volume Bailed (liters)
 Other:
 Flow Setting:

Filtered? N Locked? N Water in Protector? N Damage? N
 Sample Containers: 1000 ml Poly 500 ml Poly 250 ml Poly 125 ml Poly
 500 ml HNO3 x2 500 ml H2SO4 x2 40 ml VOA x3 x6 1000 ml Amber
 125 ml NaOH

TIME	DTW	Temp.	Sp.Cond.	DO	pH	Eh	Turbidity	Q / Vol.
840		9.75	934	8.5	6.27	303.3		
845		9.82	944	5.03	6.97	304.6		
848		9.91	440	3.89	7.03	276.2		
851		9.91	935	3.11	7.14	240.2		
854		9.81	927	2.49	7.19	204.3		
857		9.80	940	1.62	7.37	57.4		
900		9.80	945	1.44	7.50	-7.1	3.26	

Notes / Observations (color, odor, anomalies, etc):

Stabilization Parameters: pH/DO ± 0.2, SpC ± 10%, Temp ± 0.5°C, Turb. ± 10% or ≤ 5

SAMPLER: Sam Grabo
 Printed Name

[Signature]
 Signature

SCS ENGINEERS

2405 140th ave NE #107

Bellevue, WA 98005

(425) 746-4600

Groundwater Sampling Data Sheet

Project #: 04207033.12
 Site: CSWF (Island Co.)
 Well ID: B15
 Sample ID: 0419-19
 Date: 4/22/2019
 Weather: Overcast

Sampling Method: Dedicated 1.75" QED SamplePro Bail Peristaltic Grab Other
 Meter: CONTROL SETTINGS: MP-20 YSI
 Refill: 12.5
 Discharge: 7.5
 Pressure: 80
 Flow: 300ml/min

DTW: 137.35
 TOS
 Intake
 BOS
 Total Depth

1 ft water = 0.62L
 1L = 0.26 gallons
 One Well Volume (liters)
 Total Volume Bailed (liters)
 Other:
 Flow Setting:

Filtered? Y N Locked? Y N Water in Protector? Y N Damage? Y N
 Sample Containers: 1000 ml Poly 500 ml Poly 250 ml Poly 125 ml Poly
 500 ml HNO3 x2 500 ml H2SO4 x2 40 ml VOA x3 x6 1000 ml Amber
 125 ml NaOH

TIME	DTW	Temp.	Sp.Cond.	DO	pH	Eh	Turbidity	Q / Vol.
1733		11.23	1192	12.28	7.39	255.6		
1738		11.14	1163	8.71	7.12	266.4		
1741		11.07	1168	8.24	7.03	269.0		
1744		11.06	1169	8.12	7.00	270.4		
1747		11.04	1169	7.94	6.98	271.4		
1750		11.04	1167	7.76	6.98	272.3		
1753		11.03	1168	8.19	6.97	273.3	0.0	

Notes / Observations (color, odor, anomalies, etc):

250 mL
Nitrate/Nitrite Only

Stabilization Parameters: pH/DO ± 0.2, SpC ± 10%, Temp ± 0.5°C, Turb. ± 10% or ≤ 5

SAMPLER: Travis Berndahl
 Printed Name

[Signature]
 Signature

SCS ENGINEERS

2405 140th ave NE #107

Bellevue, WA 98005

(425) 746-4600

Groundwater Sampling Data Sheet

Project #: 04207033.12		Sampling Method: <u>Dedicated</u>	1.75" QED SamplePro	Bail	Peristaltic	Grab	Other
Site: CSWF (Island Co.)		Meter: <u>CONTROL SETTINGS:</u>	1 ft water = 0.62L		1L = 0.26 gallons		
Well ID: <u>545</u>		MP-20	Refill: <u>13</u>	One Well Volume (liters)		Other: _____	
Sample ID: <u>0419-20</u>		<u>YSI</u>	Discharge: <u>7</u>	Total Volume Bailed (liters)		Flow Setting: _____	
Date: <u>4/23/2019</u>			Pressure: <u>90</u>				
Weather: <u>L. rain</u>		Total Depth	Flow: <u>350 mL/min</u>				
Filtered? <input checked="" type="checkbox"/> Y <input type="checkbox"/> N	Locked? <input checked="" type="checkbox"/> Y <input type="checkbox"/> N	Water in Protector? <input checked="" type="checkbox"/> Y <input type="checkbox"/> N	Damage? <input type="checkbox"/> Y <input checked="" type="checkbox"/> N				
Sample Containers:	1000 ml Poly	500 ml Poly	250 ml Poly	125 ml Poly			
	500 ml HNO3 x2	500 ml H2SO4 x2	40 ml VOA x3 x6	1000 ml Amber			
	125 ml NaOH						

TIME	DTW	Temp.	Sp.Cond.	DO	pH	Eh	Turbidity	Q / Vol.
930		9.54	913	8.50	7.53	103.0		
935		9.76	920	5.86	7.37	105.1		
939 939		9.77	923	2.41	7.48	56.7		
941		9.78	925	1.47	7.56	22.3		
944		9.76	922	0.89	7.50	-10.3		
947		9.76	921	1.11	7.63	-25.0		
950		9.76	921	0.57	7.65	-33.7	0.51	

Notes / Observations (color, odor, anomalies, etc):

Dups taken at 0419-22

@ 1000

* Lock wait for later shut. Replace

Stabilization Parameters: pH/DO ± 0.2, SpC ± 10%, Temp ± 0.5°C, Turb. ± 10% or ≤ 5

SAMPLER: Sam Graber
 Printed Name

Signature

SCS ENGINEERS

2405 140th ave NE #107

Bellevue, WA 98005

(425) 746-4600

Groundwater Sampling Data Sheet

Project #: 04207033.12	Sampling Method: <u>Dedicated</u>	1.75" QED SamplePro	Bail	Peristaltic	Grab	Other
Site: CSWF (Island Co.)	Meter: <u>CONTROL SETTINGS:</u>	1 ft water = 0.62L	1L = 0.26 gallons			
Well ID: <u>E10</u>	MP-20	Refill: <u>8</u>	One Well Volume (liters)	Other: _____		
Sample ID: <u>0419-21</u>	YSI	Discharge: <u>7</u>	Total Volume Bailed (liters)	Flow Setting: _____		
Date: <u>4/22/2019</u>	Total Depth	Pressure: <u>80</u>				
Weather: <u>overcast</u>		Flow: <u>235 ml/min</u>				

DTW: 137.11

Filtered? N Locked? N Water in Protector? Y Damage? Y

Sample Containers:

1000 ml Poly	500 ml Poly	250 ml Poly	125 ml Poly
500 ml HNO3 x2	500 ml H2SO4 x2	40 ml VOA x3 x6	1000 ml Amber
125 ml NaOH			

TIME	DTW	Temp.	Sp.Cond.	DO	pH	Eh	Turbidity	Q / Vol.
1803		10.22	1451	9.73	7.28	268.8		
1808		11.33	1731	8.18	7.21	272.9		
1811		11.14	1815	2.19	7.03	276.7		
1814		11.08	1820	1.80	7.01	275.5		
1817		11.06	1806	1.60	7.02	274.4		
1820		11.04	1802	1.56	7.02	271.6		
1823		11.04	1804	1.37	7.02	268.0	0.0	

Notes / Observations (color, odor, anomalies, etc):

Stabilization Parameters: pH/DO ± 0.2, SpC ± 10%, Temp ± 0.5°C, Turb. ± 10% or ≤ 5

SAMPLER: Travis Bemdahl
 Printed Name

[Signature]
 Signature

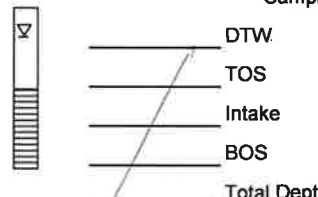
SCS ENGINEERS

2405 140th ave NE #107

Bellevue, WA 98005

(425) 746-4600

Groundwater Sampling Data Sheet

Project #: 04207033.12		Sampling Method: <input checked="" type="checkbox"/> Dedicated <input checked="" type="checkbox"/> 1.75" QED SamplePro <input type="checkbox"/> Bail <input type="checkbox"/> Peristaltic <input checked="" type="checkbox"/> Grab <input type="checkbox"/> Other
Site: CSWF (Island Co.)		Meter: CONTROL SETTINGS: 1 ft water = 0.62L 1L = 0.26 gallons
Well ID: DNR	DTW	Refill _____
Sample ID: 0419-23	TOS	Discharge _____
Date: 4/23/2019	Intake	Pressure _____
Weather: overcast	BOS	Flow _____
Filtered? <input checked="" type="checkbox"/> N	Total Depth	One Well Volume (liters) _____
Locked? <input checked="" type="checkbox"/> N	Water in Protector? Y <input type="checkbox"/> N <input checked="" type="checkbox"/> NA	Total Volume Bailed (liters) _____
Damage? Y <input type="checkbox"/> N <input checked="" type="checkbox"/>		Other: _____
Sample Containers:		Flow Setting: _____
1000 ml Poly	500 ml Poly	
500 ml HNO3 x2	500 ml H2SO4 x2	
125 ml NaOH	250 ml Poly	
	40 ml VOA x3 x6	
	125 ml Poly	
	1000 ml Amber	

TIME	DTW	Temp.	Sp.Cond.	DO	pH	Eh	Turbidity	Q / Vol.
1042		Started	purge					
1055		10.4	869	3.15	7.34	196.6	7.12	

Notes / Observations (color, odor, anomalies, etc):

Started pump @ 1042

pressure gauge next to spiget 47

when pump turned on.

while purging, after sound (pump turning on?)

pressure = 60.

pressure = 50 while sampling

Stabilization Parameters: pH/DO ± 0.2, SpC ± 10%, Temp ± 0.5°C, Turb. ± 10% or ≤ 5

SAMPLER: Sam Grabo
Printed Name


Signature

SCS ENGINEERS

2405 140th ave NE #107

Bellevue, WA 98005

(425) 746-4600

Groundwater Sampling Data Sheet

Project #: 04207033.12

Site: CSWF (Island Co.)

Well ID: WR1

Sample ID: 0419-24

Date: 4/23/2019

Weather: overcast

Sampling Method:

Dedicated 1.75" QED SamplePro Bail Peristaltic **Grab** Other

Meter:

CONTROL SETTINGS:

MP-20

YSI

Refill

Discharge

Pressure

Flow

1 ft water = 0.62L

1L = 0.26 gallons

One Well Volume (liters)

Total Volume Bailed (liters)

Other:

Flow Setting:



- ~~DTW~~
- ~~TOS~~
- ~~Intake~~
- ~~BOS~~
- ~~Total Depth~~

* Filtered? Y **N**

Locked? Y **N**

Water in Protector? Y **N**

Damage? Y **N**

Sample Containers:

1000 ml Poly	500 ml Poly	250 ml Poly	125 ml Poly
500 ml HNO3 x2	500 ml H2SO4 x2	40 ml VOA x3 x6	1000 ml Amber
125 ml NaOH			

Notes / Observations (color, odor, anomalies, etc):

* Lab filter metals *

WIS DTW: 109.74

TIME	DTW	Temp.	Sp.Cond.	DO	pH	Eh	Turbidity	Q / Vol.
1132	Turned pump on							
1145		9.75	892	3.95	7.25	204.8	2.10	

Stabilization Parameters: pH/DO ± 0.2, SpC ± 10%, Temp ± 0.5°C, Turb. ± 10% or ≤ 5

SAMPLER:

Printed Name

Sam Graber

Signature

SCS ENGINEERS

2405 140th ave NE #107
Bellevue, WA 98005

(425) 746-4600

Groundwater Sampling Data Sheet

Project #: 04207033.12
 Site: CSWF (Island Co.)
 Well ID: N5D
 Sample ID: 0419-25
 Date: 4/23/2019
 Weather: overcast



148.67 DTW
 _____ TOS
 _____ Intake
 _____ BOS
 _____ Total Depth

Sampling Method: Dedicated
 Meter: CONTROL SETTINGS:
MP-20
YSI

1.75" QED SamplePro Bail
 Peristaltic Grab Other
 1 ft water = 0.62L 1L = 0.26 gallons
 Refill 15 One Well Volume _____ Other: _____
 Discharge 15 (liters)
 Pressure 105 Total Volume Bailed _____
 Flow 130 mL/min (liters) Flow Setting: _____

Filtered? N Locked? N Water in Protector? N Damage? Y N
 Sample Containers: 1000 ml Poly 500 ml Poly 250 ml Poly 125 ml Poly
 500 ml HNO3 x2 500 ml H2SO4 x2 40 ml VOA x3 x6 1000 ml Amber
 125 ml NaOH

Notes / Observations (color, odor, anomalies, etc):

TIME	DTW	Temp.	Sp.Cond.	DO	pH	Eh	Turbidity	Q / Vol.
1245		9.87	1123	0.5	7.70	239.1		
1250		9.92	1416	4.35	7.34	249.9		
1253		9.98	1434	2.68	7.31	247.0		
1256		10.05	1468	1.44	7.27	245.2		
1259		10.07	1467	1.17	7.27	238.9		
1302		10.09	1467	0.92	7.27	239.1		
1305		10.11	1467	0.86	7.28	237.1	0.90	

Stabilization Parameters: pH/DO ± 0.2, SpC ± 10%, Temp ± 0.5°C, Turb. ± 10% or ≤ 5

SAMPLER: Sam Graber
 Printed Name

Sam Graber
 Signature

SCS ENGINEERS

2405 140th ave NE #107

Bellevue, WA 98005

(425) 746-4600

Groundwater Sampling Data Sheet

Project #: 04207033.12
 Site: CSWF (Island Co.)
 Well ID: E10D
 Sample ID: 0419-26
 Date: 4/23/2019
 Weather: overcast

162.29 DTW
 TOS
 Intake
 BOS
 Total Depth

Sampling Method: Dedicated
 Meter: CONTROL SETTINGS:
 MP-20
 YSI

1.75" QED SamplePro	Bail	Peristaltic	Grab	Other
1 ft water = 0.62L One Well Volume _____ (liters)		1L = 0.26 gallons Other: _____		
Refill <u>10</u>	Discharge <u>10</u>	Pressure <u>100</u>	Total Volume Bailed _____ (liters)	
Flow <u>150 mL/min</u>	Flow Setting: _____			

Filtered? N Locked? N Water in Protector? N Damage? N
 Sample Containers:
 1000 ml Poly 500 ml Poly 250 ml Poly 125 ml Poly
 500 ml HNO3 x2 500 ml H2SO4 x2 40 ml VOA x3 x6 1000 ml Amber
 125 ml NaOH

Notes / Observations (color, odor, anomalies, etc):

TIME	DTW	Temp.	Sp.Cond.	DO	pH	Eh	Turbidity	Q / Vol.
1420		9.86	910	8.5	7.81	255.9		
1425		9.80	1040	6.94	7.66	251.6		
1428		9.83	983	2.90	7.68	78.5		
1431		9.85	951	1.53	7.72	-55.9		
1434		9.86	959	1.19	7.70	-74.2		
1437		9.86	968	1.05	7.70	-74.2		
1440		9.87	984	0.96	7.69	-84.4	0.72	

Stabilization Parameters: pH/DO ± 0.2, SpC ± 10%, Temp ± 0.5°C, Turb. ± 10% or ≤ 5

SAMPLER: Sam Baber
 Printed Name

[Signature]
 Signature

SCS ENGINEERS

2405 140th ave NE #107

Bellevue, WA 98005

(425) 746-4600

Groundwater Sampling Data Sheet

Project #: 04207033.12

Site: CSWF (Island Co.)

Well ID: E9D

Sample ID: 0419-27

Date: 4/23/2019

Weather: overcast

Filtered? Y N

Locked? Y N

Water in Protector? Y N

Damage? Y N

Sample Containers: 1000 ml Poly 500 ml Poly 250 ml Poly 125 ml Poly
500 ml HNO3 x2 500 ml H2SO4 x2 40 ml VOA x3 x6 1000 ml Amber
125 ml NaOH

Sampling Method: Dedicated 1.75" QED SamplePro Bail Peristaltic Grab Other

Meter: CONTROL SETTINGS: 1 ft water = 0.62L 1L = 0.26 gallons

MP-20 Refill 9 One Well Volume (liters) Other: _____

YSI Discharge 11 Total Volume Bailed (liters) Flow Setting: _____

Pressure 100

Flow 30 ml/min

DTW 160.90

TOS

Intake

BOS

Total Depth

TIME	DTW	Temp.	Sp.Cond.	DO	pH	Eh	Turbidity	Q / Vol.
1550		9.88	559	0.5	7.83	198.3		
1555		9.87	550	4.03	7.96	174.4		
1558		9.88	543	2.91	8.02	151.8		
1601		9.88	547	1.78	8.07	130.8		
1604		9.88	546	1.52	8.08	82.4		
1607		9.87	546	1.29	8.10	33.1		
1610		9.88	546	1.45	8.13	-8.7	2.34	

Notes / Observations (color, odor, anomalies, etc):

Stabilization Parameters: pH/DO ± 0.2, SpC ± 10%, Temp ± 0.5°C, Turb. ± 10% or ≤ 5

SAMPLER: Sam Gabor
 Printed Name

[Signature]
 Signature

SCS ENGINEERS

2405 140th ave NE #107

Bellevue, WA 98005

(425) 746-4600

Groundwater Sampling Data Sheet

Project #: 04207033.12	Sampling Method: <u>Dedicated</u>	1.75" QED SamplePro	Bail	Peristaltic	Grab	Other
Site: CSWF (Island Co.)	Meter: <u>CONTROL SETTINGS:</u> MP-20 YSI	1 ft water = 0.62L		1L = 0.26 gallons		
Well ID: <u>NEID</u>		Refill: <u>9</u>	One Well Volume (liters)		Other: _____	
Sample ID: <u>0419-28</u>	Discharge: <u>11</u>	Total Volume Bailed (liters)		Flow Setting: _____		
Date: <u>4/23/2019</u>	Pressure: <u>100</u>	Flow: <u>140 mL/min</u>				
Weather: <u>overcast</u>	Total Depth					

Filtered? N Locked? Y N Water in Protector? Y N Damage? Y N

Sample Containers:

1000 ml Poly	500 ml Poly	250 ml Poly	125 ml Poly
500 ml HNO3 x2	500 ml H2SO4 x2	40 ml VOA x3 x6	1000 ml Amber
125 ml NaOH			

TIME	DTW	Temp.	Sp.Cond.	DO	pH	Eh	Turbidity	Q / Vol.
1655		11.73	685	8.50	7.76	166.3		
1700		12.62	697	5.70	7.29	171.6		
1703		12.55	691	4.88	7.34	168.7		
1706		12.46	686	4.31	7.37	166.1		
1709		12.37	682	3.79	7.40	162.8		
1712		12.28	681	3.13	7.43	159.8		
1715		12.25	682	2.95	7.46	155.5	0.73	

Notes / Observations (color, odor, anomalies, etc):

* Needs lock

Stabilization Parameters: pH/DO ± 0.2, SpC ± 10%, Temp ± 0.5°C, Turb. ± 10% or ≤ 5

SAMPLER: Sam Graber
 Printed Name

[Signature]
 Signature

SCS ENGINEERS

2405 140th ave NE #107

Bellevue, WA 98005

(425) 746-4600

Groundwater Sampling Data Sheet

Project #: 04207033.12		Sampling Method: <u>Dedicated</u>	1.75" QED SamplePro	Bail	Peristaltic	Grab	Other
Site: CSWF (Island Co.)		Meter: <u>CONTROL SETTINGS:</u>	1 ft water = 0.62L		1L = 0.26 gallons		
Well ID: <u>NE15</u>		MP-20	Refill: <u>10</u>	One Well Volume (liters)		Other: _____	
Sample ID: 0419- <u>29</u>		<u>YSI</u>	Discharge: <u>10</u>	Total Volume Bailed (liters)		Flow Setting: _____	
Date: <u>4/23/2019</u>			Pressure: <u>90</u>				
Weather: <u>overcast</u>		Total Depth	Flow: <u>120 mL/min</u>				
Filtered? <input checked="" type="checkbox"/> N	Locked? <input checked="" type="checkbox"/> N	Water in Protector? <input checked="" type="checkbox"/> N	Damage? <input checked="" type="checkbox"/> N				
Sample Containers:	1000 ml Poly	500 ml Poly	250 ml Poly	125 ml Poly			
	500 ml HNO3 x2	500 ml H2SO4 x2	40 ml VOA x3 x6	1000 ml Amber			
	125 ml NaOH						

TIME	DTW	Temp.	Sp.Cond.	DO	pH	Eh	Turbidity	Q / Vol.
1803		11.09	592	3.50	7.78	200.1		
1813		12.12	658	7.91	7.51	207.8		
1816		12.35	804	7.68	7.34	214.1		
1819		12.24	828	6.99	7.28	215.4		
1822		12.12	850	6.80	7.20	217.3		
1825		12.09	851	6.77	7.18	218.2		
1828		12.09	850	6.70	7.18	219.2	0.40	

Notes / Observations (color, odor, anomalies, etc):

* Needs lock

Stabilization Parameters: pH/DO ± 0.2, SpC ± 10%, Temp ± 0.5°C, Turb. ± 10% or ≤ 5

SAMPLER: Sam Graber
 Printed Name

[Signature]
 Signature

GROUNDWATER SAMPLING INSTRUMENT CALIBRATION DOCUMENTATION FORM

	Conductivity	pH4	pH 7	DO	Turbidity	Comments/Exceptions
Date	4/22/19					
Time	915					
Weather (sky or precip, temp)	overcast					
Type of Calibration	Standard	Standard	Standard	Standard	Standard	
Standard Value	1413	4.01	7.00	100% or ~8.5	1000, 10, 0.2 800, 100, 20, <0.1	
Pre-Cal Reading	1350	3.97	6.90			
Post Cal Reading	1413	4.01	7.00	8.5	791, 97.1, 19.6, 0.22	
Discrepancy	No					
Calib. Successful?	yes					
Calibration by	SEB					
Instrument Type, ID	MP20 / YSI 556			MicoTPW / HACH2000		
Calibration Location	CSWF					

* If Direct Reading is Unavailable, Assume pressure = 760 mm - 2.5 (altitude in ft/100)

GROUNDWATER SAMPLING INSTRUMENT CALIBRATION DOCUMENTATION FORM

	Conductivity	pH4	pH 7	DO	Turbidity	Comments/Exceptions
Date	4/22/19					
Time	913					
Weather (sky or precip, temp)	overcast					
Type of Calibration	Standard	Standard	Standard	Standard	Standard	
Standard Value	1413	4.01	7.00	100% or ~8.5	1000, 10, 0.2 800, 100, 20, <0.1	
Pre-Cal Reading	1317	3.90	7.02			
Post Cal Reading	1413	4.01	7.00	8.5		
Discrepancy	No					
Calib. Successful?	Yes					
Calibration by	SEB					
Instrument Type, ID	MP20 / YSI 556 <u>rental</u>			MicoTPW / HACH2000		
Calibration Location	at CSWF					

* If Direct Reading is Unavailable, Assume pressure = 760 mm - 2.5 (altitude in ft/100)

GROUNDWATER SAMPLING INSTRUMENT CALIBRATION DOCUMENTATION FORM

	Conductivity	pH4	pH 7	DO	Turbidity	Comments/Exceptions
Date	4/23/19					
Time	730					
Weather (sky or precip, temp)	overcast					
Type of Calibration	Standard	Standard	Standard	Standard	Standard	
Standard Value	1413	4.01	7.00	100% or ~8.5	1000, 10, 0.2 800, 100, 20, <0.1	
Pre-Cal Reading	1397	4.18	6.91			
Post Cal Reading	1413	4.00	7.00	8.5	782, 95.4, 19.5, 0.22	
Discrepancy	No					
Calib. Successful?	Yes					
Calibration by	SEB					
Instrument Type, ID	MP20 / YSI 556			MicoTPW / HACH2000		
Calibration Location	CSWF					

* If Direct Reading is Unavailable, Assume pressure = 760 mm - 2.5 (altitude in ft/100)

LANDFILL GAS MONITORING
GEM 2000 CALIBRATION AND PERTINENT DATA

Date: 4-30-19

Site Name: Island County Landfill

Technician: Simon Garibaldo

Job No.04207033.11

WEATHER OBSERVATIONS

Wind Speed: 2 MPH Wind Direction: S Barometric Pressure: 29.87" Hg

Air Temperature: 65F General Weather Conditions: Clear

CALIBRATION INFORMATION

Pre-monitoring Calibration Precision Check

Procedure: Calibrate the instrument. Make a total of three measurements by alternating zero air and the calibration gas. Record the readings and calculate the average algebraic difference between the instrument reading and the calibration gas as a percentage. The calibration precision must be less than or equal to 2% of the calibration gas value.

Instrument Serial No. G500232

Calibration Gas: %CH4 - 50.0% %CO2 - 35.0% %O2 - 20.9%

Time	CH4	CO2	O2
17:00	50.0%	35.0%	20.9%

Post-monitoring Calibration Check

Time	CH4	CO2	O2
18:15	50.0%	35.0%	20.9%

NOTES:

LANDFILL GAS MONITORING
GEM 2000 CALIBRATION AND PERTINENT DATA

Date: 5-1-19

Site Name: Island County Landfill

Technician: Simon Garibaldo

Job No.04207033.11

WEATHER OBSERVATIONS

Wind Speed: 4 MPH Wind Direction: W Barometric Pressure: 29.83" Hg

Air Temperature: 55F General Weather Conditions: Clear

CALIBRATION INFORMATION

Pre-monitoring Calibration Precision Check

Procedure: Calibrate the instrument. Make a total of three measurements by alternating zero air and the calibration gas. Record the readings and calculate the average algebraic difference between the instrument reading and the calibration gas as a percentage. The calibration precision must be less than or equal to 2% of the calibration gas value.

Instrument Serial No. G500232

Calibration Gas: %CH4 - 50.0% %CO2 - 35.0% %O2 - 20.9%

Time	CH4	CO2	O2
07:20	50.0%	35.0%	20.9%

Post-monitoring Calibration Check

Time	CH4	CO2	O2
11:35	50.0%	34.9%	20.9%

NOTES:

July 25, 2019
File No. 04207033.12

Subject: **Third Quarter 2019 Groundwater Monitoring Event
Coupeville Solid Waste Facility, Island County, Washington**

NOTES/SAMPLE DECODING:

Event Dates: July 23-24, 2019

Field Staff: Sam Graber

- This was a quarterly sampling event.
- A duplicate sample was taken from monitoring well N2D.
- YSI Multiparameter meters were calibrated daily prior to sampling.
- Monitoring wells E2D and E4D were sampled for VOCs only.

Sample Date	Sample Number	Well ID
7/23/19	0719-01	E4D
7/23/19	0719-02	E5D
7/23/19	0719-03	E8D
7/23/19	0719-04	E10D
7/23/19	0719-05	E9D
7/23/19	0719-06	E7D
7/23/19	0719-07	E6D
7/24/19	0719-08	DNR
7/24/19	0719-09	N2D
7/24/19	0719-10	N2D (Duplicate)
7/24/19	0719-11	E2D
7/24/19	0719-12	WR1

SCS ENGINEERS

2405 140th ave NE #107
Bellevue, WA 98005

(425) 746-4600

Groundwater Sampling Data Sheet

Project #: 04207033.12

Site: Island Co.

Well ID: E4D

Sample ID: 0719-01

Date: 7/23/2019

Weather: cloudy

Filtered? Y N

Locked? Y N

Water in Protector? Y N

Damage? Y N

Sample Containers:

1000 ml Poly	500 ml Poly	250 ml Poly	125 ml Poly
500 ml HNO3 x2	500 ml H2SO4 x2	40 ml VOA x3 x6	1000 ml Amber
125 ml NaOH			

Sampling Method: Dedicated 1.75" QED SamplePro Bail Peristaltic Grab Other

Meter: MP-20 YSI

CONTROL SETTINGS:

1 ft water = 0.62L 1L = 0.26 gallons

Refill 3 One Well Volume (liters) _____ Other: _____

Discharge 12 Total Volume Bailed (liters) _____

Pressure 100 Flow Setting: _____

Flow 100 mL/min

DTW 152.40

TOS _____

Intake _____

BOS _____

Total Depth _____

TIME	DTW	Temp.	Sp.Cond.	DO	pH	Eh	Turbidity	Q / Vol.
1018		12.43	599	9.10	6.11	293.4		
1023		11.37	569	1.77	6.96	193.6		
1026		11.32	554	1.21	7.17	153.6		
1029		11.31	551	1.00	7.27	133.6		
1032		11.24	556	0.83	7.38	109.0		
1035		11.23	563	0.77	7.41	96.2	10.2	
1038		11.22	575	0.67	7.48	68.3	12.6	

Notes / Observations (color, odor, anomalies, etc):

VOCs only

Stabilization Parameters: pH/DO ± 0.2, SpC ± 10%, Temp ± 0.5°C, Turb. ± 10% or ≤ 5

SAMPLER: Sam Graber
Printed Name

[Signature]
Signature


SCS ENGINEERS

2405 140th ave NE #107

Bellevue, WA 98005

(425) 746-4600

Groundwater Sampling Data Sheet

Project #: <u>04207033.12</u>	Sampling Method: <u>Dedicated</u>	1.75" QED SamplePro	Bail	Peristaltic	Grab	Other
Site: <u>Island Co.</u>		DTW	Meter: <u>CONTROL SETTINGS:</u>		1 ft water = 0.62L 1L = 0.26 gallons	
Well ID: <u>E5D</u>		TOS	MP-20	Refill: <u>8</u>	One Well Volume _____	
Sample ID: <u>0719-02</u>		Intake	Discharge: <u>12</u>	Total Volume Bailed _____		Flow Setting: _____
Date: <u>7/23/2019</u>		BOS	Pressure: <u>100</u>			
Weather: <u>Sunny</u>		Total Depth	Flow: <u>80 mL/min</u>			
Filtered? <input checked="" type="checkbox"/> N	Locked? <input checked="" type="checkbox"/> N	Water in Protector? <input checked="" type="checkbox"/> N	Damage? <input checked="" type="checkbox"/> N			
Sample Containers:	1000 ml Poly	500 ml Poly	250 ml Poly	125 ml Poly		
	500 ml HNO3 x2	500 ml H2SO4 x2	40 ml VOA x3 x6	1000 ml Amber		
	125 ml NaOH					

TIME	DTW	Temp.	Sp.Cond.	DO	pH	Eh	Turbidity	Q / Vol.
1107		18.77	1042	5.96	7.52	163.6		
1112		16.40	1159	5.55	7.20	193.6		
1115		16.44	1175	5.48	7.19	184.9		
1118		16.44	1231	5.02	7.15	189.4		
1121		15.93	1233	5.50	7.17	178.8		
1124		15.65	1235	4.79	7.19	128.9		
1127		15.15	1246	3.52	7.26	19.6	1.55	


Notes / Observations (color, odor, anomalies, etc):

Grade in quick connect!

See pics

Stabilization Parameters: pH/DO ± 0.2, SpC ± 10%, Temp ± 0.5°C, Turb. ± 10% or ≤ 5

SAMPLER: Sam Graber
Printed Name

Signature: 

SCS ENGINEERS2405 140th ave NE #107
Bellevue, WA 98005

(425) 746-4600

Groundwater Sampling Data Sheet

Project #: 04207033.12	Sampling Method: <u>Dedicated</u>	1.75" QED SamplePro	Bail	Peristaltic	Grab	Other
Site: Island Co.	Meter: <u>CONTROL SETTINGS:</u>	1 ft water = 0.62L		1L = 0.26 gallons		
Well ID: <u>EBD</u>	MP-20	Refill: <u>8</u>	One Well Volume (liters)	Other: _____		
Sample ID: <u>0719-08 03</u>	<u>YSI</u>	Discharge: <u>12</u>	Total Volume Bailed (liters)	Flow Setting: _____		
Date: <u>7/23/2019</u>	Total Depth	Pressure: <u>100</u>	Flow: <u>150 mL/min</u>			
Weather: <u>Sunny</u>						

Filtered? Y N Locked? Y N Water in Protector? Y N Damage? Y N

Sample Containers:	1000 ml Poly	500 ml Poly	250 ml Poly	125 ml Poly
	500 ml HNO ₃ x2	500 ml H ₂ SO ₄ x2	40 ml VOA x3 x6	1000 ml Amber
	125 ml NaOH			

TIME	DTW	Temp.	Sp.Cond.	DO	pH	Eh	Turbidity	Q / Vol.
1227		14.99	595	8.50	7.21	165.7		
1232		11.85	574	4.00	7.04	191.5		
1235		11.88	575	1.75	6.98	195.2		
1238		11.45	575	1.12	7.03	158.7		
1241		11.38	576	0.81	7.07	134.2		
1244		11.31	575	0.71	7.16	23.3		
1247		11.35	574	0.62	7.26	-42.8	4.18	

Notes / Observations (color, odor, anomalies, etc):

DOT Meter reading: 009172

Stabilization Parameters: pH/DO ± 0.2, SpC ± 10%, Temp ± 0.5°C, Turb. ± 10% or ≤ 5

SAMPLER: Sam Gruber
Printed Name[Signature]
Signature

SCS ENGINEERS

2405 140th ave NE #107

Bellevue, WA 98005

(425) 746-4600

Groundwater Sampling Data Sheet

Project #: 04207033.12	Sampling Method: <u>Dedicated</u>	1.75" QED SamplePro	Bail	Peristaltic	Grab	Other
Site: Island Co.	Meter: CONTROL SETTINGS:	1 ft water = 0.62L	1L = 0.26 gallons			
Well ID: E10D	MP-20	Refill: <u>9</u>	One Well Volume (liters)	Other: _____		
Sample ID: 0719-04	(YSI)	Discharge: <u>11</u>	Total Volume Bailed (liters)	Flow Setting: _____		
Date: 7/23/2019	Total Depth	Pressure: <u>100</u>				
Weather: <u>cloudy</u>		Flow: <u>120 ml/min</u>				
Filtered? <input checked="" type="checkbox"/> Y <input type="checkbox"/> N	Locked? <input checked="" type="checkbox"/> Y <input type="checkbox"/> N	Water in Protector? <input checked="" type="checkbox"/> Y <input type="checkbox"/> N	Damage? <input checked="" type="checkbox"/> Y <input type="checkbox"/> N			
Sample Containers:	1000 ml Poly	500 ml Poly	250 ml Poly	125 ml Poly		
	500 ml HNO3 x2	500 ml H2SO4 x2	40 ml VOA x3 x6	1000 ml Amber		
	125 ml NaOH					



162.26 DTW
 TOS
 Intake
 BOS
 Total Depth

TIME	DTW	Temp.	Sp.Cond.	DO	pH	Eh	Turbidity	Q / Vol.
1333		12.42	994	10.13	7.32	135.8		
1338		11.26	1002	4.11	7.38	42.8		
1341		10.76	1007	2.47	7.44	-6.7		
1344		10.70	969	1.31	7.47	-6.2		
1347		10.71	969	1.14	7.46	-6.6		
1350		10.66	973	0.89	7.44	-78.4	2.26	
1353		10.67	983	0.78	7.44	-83.4	↓	

Notes / Observations (color, odor, anomalies, etc):

Stabilization Parameters: pH/DO ± 0.2, SpC ± 10%, Temp ± 0.5°C, Turb. ± 10% or ≤ 5

SAMPLER: Sam Gruber
 Printed Name

[Signature]
 Signature


SCS ENGINEERS

2405 140th ave NE #107

Bellevue, WA 98005

(425) 746-4600

Groundwater Sampling Data Sheet

Project #: 04207033.12		Sampling Method: <u>Dedicated</u>	1.75" QED SamplePro	Bail	Peristaltic	Grab	Other
Site: Island Co.	 160.38 DTW	Meter: <u>CONTROL SETTINGS:</u>	1 ft water = 0.62L		1L = 0.26 gallons		
Well ID: <u>E90</u>		MP-20	Refill: <u>8</u>	One Well Volume _____		Other: _____	
Sample ID: <u>0719-05</u>		<u>YSI</u>	Discharge: <u>12</u>	(liters)		Flow Setting: _____	
Date: <u>7/23/2019</u>		BOS	Pressure: <u>100</u>	Total Volume Bailed _____		(liters)	
Weather: <u>cloudy</u>	Total Depth	Flow: <u>120 mL/min</u>					
Filtered? <input checked="" type="checkbox"/> N	Locked? <input checked="" type="checkbox"/> N	Water in Protector? <input checked="" type="checkbox"/> N	Damage? <input checked="" type="checkbox"/> N				
Sample Containers:	1000 ml Poly	500 ml Poly	250 ml Poly	125 ml Poly			
	500 ml HNO3 x2	500 ml H2SO4 x2	40 ml VOA x3 x6	1000 ml Amber			
	125 ml NaOH						


Notes / Observations (color, odor, anomalies, etc):

unlocked upon arrival.

TIME	DTW	Temp.	Sp.Cond.	DO	pH	Eh	Turbidity	Q / Vol.
1428		17.54	300	8.50	7.73	135.9		
1433		11.50	550	5.19	7.39	155.3		
1436		11.23	551	2.71	7.61	139.5		
1439		11.14	550	1.92	7.75	121.8		
1442		11.04	549	1.41	7.82	102.1		
1445		10.99	548	1.14	7.81	79.1		
1448		11.01	548	0.95	7.83	44.6	2.58	

Stabilization Parameters: pH/DO ± 0.2, SpC ± 10%, Temp ± 0.5°C, Turb. ± 10% or ≤ 5

SAMPLER: Sam Graber
Printed Name


Signature

SCS ENGINEERS

2405 140th ave NE #107
Bellevue, WA 98005

(425) 746-4600

Groundwater Sampling Data Sheet

Project #: 04207033.12

Site: Island Co.

Well ID: E7D

Sample ID: 0719-06

Date: 7/23/2019

Weather: Cloudy

Filtered? Y N

Locked? Y N

Water in Protector? Y N

Damage? Y N

Sample Containers:

1000 ml Poly	500 ml Poly	250 ml Poly	125 ml Poly
500 ml HNO3 x2	500 ml H2SO4 x2	40 ml VOA x3 x6	1000 ml Amber
125 ml NaOH			

Sampling Method: Dedicated

Meter: MP-20 YSI

CONTROL SETTINGS:

Refill: 9

Discharge: 11

Pressure: 100

Flow: 120 mL/min

1.75" QED SamplePro

Bail

Peristaltic

Grab

Other

1 ft water = 0.62L

1L = 0.26 gallons

One Well Volume (liters)

Total Volume Bailed (liters)

Other:

Flow Setting:



145.02 DTW

TOS

Intake

BOS

Total Depth

TIME	DTW	Temp.	Sp.Cond.	DO	pH	Eh	Turbidity	Q / Vol.
<u>1540</u>		<u>17.22</u>	<u>1479</u>	<u>7.72</u>	<u>7.53</u>	<u>155.2</u>		
<u>1545</u>		<u>15.53</u>	<u>1809</u>	<u>1.92</u>	<u>6.97</u>	<u>168.2</u>		
<u>1548</u>		<u>15.18</u>	<u>1866</u>	<u>0.95</u>	<u>6.95</u>	<u>154.9</u>		
<u>1551</u>		<u>15.14</u>	<u>1871</u>	<u>0.80</u>	<u>6.90</u>	<u>144.1</u>		
<u>1554</u>		<u>15.00</u>	<u>1874</u>	<u>0.63</u>	<u>6.97</u>	<u>123.6</u>		
<u>1557</u>		<u>14.92</u>	<u>1874</u>	<u>0.58</u>	<u>6.97</u>	<u>115.7</u>		
<u>1600</u>		<u>14.90</u>	<u>1875</u>	<u>0.55</u>	<u>6.89</u>	<u>109.5</u>	<u>1.12</u>	

Notes / Observations (color, odor, anomalies, etc):

Stabilization Parameters: pH/DO ± 0.2, SpC ± 10%, Temp ± 0.5°C, Turb. ± 10% or ≤ 5

SAMPLER: Sam Graber
Printed Name

[Signature]
Signature

SCS ENGINEERS

2405 140th ave NE #107

Bellevue, WA 98005

(425) 746-4600

Groundwater Sampling Data Sheet

Project #: 04207033.12	Sampling Method : <u>Dedicated</u>	1.75" QED SamplePro	Bail	Peristaltic	Grab	Other
Site: Island Co.	Meter: CONTROL SETTINGS:	1 ft water = 0.62L		1L = 0.26 gallons		
Well ID: <u>E6D</u>	MP-20	Refill: <u>9</u>	One Well Volume (liters)		Other: _____	
Sample ID: <u>0719-07</u>	YSI	Discharge: <u>11</u>	Total Volume Bailed (liters)		Flow Setting: _____	
Date: <u>7/23/2019</u>		Pressure: <u>100</u>				
Weather: <u>cloudy</u>		Flow: <u>120 mL/min</u>				
Filtered? <input checked="" type="radio"/> Y <input type="radio"/> N	Locked? <input type="radio"/> Y <input checked="" type="radio"/> N	Water in Protector? <input type="radio"/> Y <input checked="" type="radio"/> N	Damage? <input type="radio"/> Y <input checked="" type="radio"/> N			
Sample Containers:	1000 ml Poly	500 ml Poly	250 ml Poly	125 ml Poly		
	500 ml HNO3 x2	500 ml H2SO4 x2	40 ml VOA x3 x6	1000 ml Amber		
	125 ml NaOH					



147.12 DTW
 TOS
 Intake
 BOS
 Total Depth

Notes / Observations (color, odor, anomalies, etc):

TIME	DTW	Temp.	Sp.Cond.	DO	pH	Eh	Turbidity	Q / Vol.
1645		16.41	690	2.15	7.67	146.4		
1650		15.62	671	1.14	7.85	-60.2		
1655		15.45	671	0.91	7.87	-76.3		
1656		15.37	671	0.77	7.89	-98.5		
1659		15.24	670	0.67	7.93	-106.3		
1702		15.23	671	0.62	7.91	-109.8		
1705		15.26	670	0.58	7.90	-112.7	1.04	

Stabilization Parameters: pH/DO ± 0.2, SpC ± 10%, Temp ± 0.5°C, Turb. ± 10% or ≤ 5

SAMPLER: Sam Graber
 Printed Name

[Signature]
 Signature

SCS ENGINEERS

2405 140th ave NE #107
Bellevue, WA 98005

(425) 746-4600

Groundwater Sampling Data Sheet

Project #:	04207033.12	Sampling Method:	<input checked="" type="checkbox"/> Dedicated	1.75" QED SamplePro	Bail	Peristaltic	Grab	Other
Site:	Island Co.	Meter:	CONTROL SETTINGS:		1 ft water = 0.62L	1L = 0.26 gallons		
Well ID:	DNR	MP-20	Refill	_____	One Well Volume (liters)	Other: _____		
Sample ID:	0719-08	<input checked="" type="checkbox"/> YSI	Discharge	_____	Total Volume Bailed (liters)	Flow Setting: _____		
Date:	7/24/2019		Pressure	_____				
Weather:	Sunny		Flow	_____				

Filtered? <input checked="" type="checkbox"/> N	Locked? <input checked="" type="checkbox"/> N	Water in Protector? <input checked="" type="checkbox"/> N	Damage? <input checked="" type="checkbox"/> N
Sample Containers:	1000 ml Poly	500 ml Poly	250 ml Poly
	500 ml HNO3 x2	500 ml H2SO4 x2	40 ml VOA x3 x6
	125 ml NaOH	1000 ml Amber	

TIME	DTW	Temp.	Sp.Cond.	DO	pH	Eh	Turbidity	Q / Vol.
0400		12.40	849	2.15	6.64	259.1	2.51	

Notes / Observations (color, odor, anomalies, etc):

Stabilization Parameters: pH/DO ± 0.2, SpC ± 10%, Temp ± 0.5°C, Turb. ± 10% or ≤ 5

SAMPLER: Sam Gruber
Printed Name

[Signature]
Signature

SCS ENGINEERS

2405 140th ave NE #107

Bellevue, WA 98005

(425) 746-4600

Groundwater Sampling Data Sheet

Project #: 04207033.12		Sampling Method: <u>Dedicated</u>	1.75" QED SamplePro	Bail	Peristaltic	Grab	Other
Site: Island Co.		Meter: <u>CONTROL SETTINGS:</u>	1 ft water = 0.62L		1L = 0.26 gallons		
Well ID: <u>N2D</u>		MP-20	Refill: <u>12</u>	One Well Volume _____		Other: _____	
Sample ID: 0719-09		<u>YSI</u>	Discharge: <u>8</u>	Total Volume Bailed _____		Flow Setting: _____	
Date: <u>7/24/2019</u>			Pressure: <u>85</u>				
Weather: <u>Sunny</u>		Total Depth	Flow: <u>300 mL/min</u>				
Filtered? <input checked="" type="checkbox"/> N	Locked? <input checked="" type="checkbox"/> N	Water in Protector? <input checked="" type="checkbox"/> N	Damage? <input checked="" type="checkbox"/> N				
Sample Containers:	1000 ml Poly	500 ml Poly	250 ml Poly	125 ml Poly			
	500 ml HNO3 x2	500 ml H2SO4 x2	40 ml VOA x3 x6	1000 ml Amber			
	125 ml NaOH						

TIME	DTW	Temp.	Sp.Cond.	DO	pH	Eh	Turbidity	Q / Vol.
1020		14.34	1223	4.60	6.94	175.5		
1025		13.14	1213	0.78	7.21	173.3		
1028		13.08	1215	0.65	7.30	171.2		
1031		13.05	1217	0.54	7.42	169.2		
1034		13.03	1218	0.49	7.48	167.9		
1037		13.01	1218	0.45	7.53	166.7		
1040		13.03	1220	0.42	7.55	165.3	0.69	

Notes / Observations (color, odor, anomalies, etc):

Dip taken at 0719-10
@ 1050

Stabilization Parameters: pH/DO ± 0.2, SpC ± 10%, Temp ± 0.5°C, Turb. ± 10% or ≤ 5

SAMPLER: Sam Graber
Printed Name

[Signature]
Signature


SCS ENGINEERS

2405 140th ave NE #107

Bellevue, WA 98005

(425) 746-4600

Groundwater Sampling Data Sheet

Project #: 04207033.12		Sampling Method: <u>Dedicated</u>	1.75" QED SamplePro	Bail	Peristaltic	Grab	Other
Site: Island Co.	 147.15 DTW	Meter: CONTROL SETTINGS:	1 ft water = 0.62L		1L = 0.26 gallons		
Well ID: E2D		MP-20	Refill: 10	One Well Volume (liters)		Other: _____	
Sample ID: 0719-11		<u>YSI</u>	Discharge: 10	Total Volume Bailed (liters)		Flow Setting: _____	
Date: 7/24/2019			Pressure: 100				
Weather: Sunny		Total Depth	Flow: 100 mL/min				
Filtered? <input checked="" type="checkbox"/> Y <input type="checkbox"/> N	Locked? <input checked="" type="checkbox"/> Y <input type="checkbox"/> N	Water in Protector? <input checked="" type="checkbox"/> Y <input type="checkbox"/> N	Damage? <input checked="" type="checkbox"/> Y <input type="checkbox"/> N				
Sample Containers:	1000 ml Poly	500 ml Poly	250 ml Poly	125 ml Poly			
	500 ml HNO3 x2	500 ml H2SO4 x2	40 ml VOA x3 x6	1000 ml Amber			
	125 ml NaOH						

Notes / Observations (color, odor, anomalies, etc):

UOCs only

TIME	DTW	Temp.	Sp.Cond.	DO	pH	Eh	Turbidity	Q / Vol.
1135		17.14	691	8.50	7.20	152.2		
1140		13.87	1529	8.15	6.81	192.0		
1143		13.55	1597	5.09	6.93	200.8		
1146		13.50	1591	3.46	6.90	203.3		
1149		13.41	1570	2.58	6.86	203.9		
1152		13.23	1555	1.90	6.83	204.1		
1155		13.18	1561	1.72	6.79	202.7	1.89	

Stabilization Parameters: pH/DO ± 0.2, SpC ± 10%, Temp ± 0.5°C, Turb. ± 10% or ≤ 5

SAMPLER: Sam Butler
Printed Name

[Signature]
Signature

GROUNDWATER SAMPLING INSTRUMENT CALIBRATION DOCUMENTATION FORM

	Conductivity	pH4	pH 7	DO	Turbidity	Comments/Exceptions
Date	7/23/19					
Time	930					
Weather (sky or precip, temp)	overcast					
Type of Calibration	Standard	Standard	Standard	Standard	Standard	
Standard Value	1413	4.01	7.00	100% or ~8.5	1000, 10, 0.2 800, 100, 20, <0.1	
Pre-Cal Reading	1405	4.08	6.77			
Post Cal Reading	1413	4.01	7.00	8.50	1000, 10, 0.2	
Discrepancy	No					
Calib. Successful?	yes					
Calibration by	SEB					
Instrument Type, ID	MP20 / YSI 556			MicoTPW / HACH2000		
Calibration Location	CSWF					

* If Direct Reading is Unavailable, Assume pressure = 760 mm - 2.5 (altitude in ft/100)

GROUNDWATER SAMPLING INSTRUMENT CALIBRATION DOCUMENTATION FORM

	Conductivity	pH4	pH 7	DO	Turbidity	Comments/Exceptions
Date	7/24/19					
Time	330					
Weather (sky or precip, temp)	Sunny					
Type of Calibration	Standard	Standard	Standard	Standard	Standard	
Standard Value	1413	4.01	7.00	100% or ~8.5	1000, 10, 0.2 800, 100, 20, <0.1	
Pre-Cal Reading	1436	4.45	6.70			
Post Cal Reading	1413	4.01	7.00	8.5	1000 , 100, 20, 0.2	
Discrepancy	No					
Calib. Successful?	Yes					
Calibration by	Seb					
Instrument Type, ID	MP20 / YSI 556			MicoTPW / HACH2000		
Calibration Location	CSWF					

* If Direct Reading is Unavailable, Assume pressure = 760 mm - 2.5 (altitude in ft/100)

SCS FIELD SERVICES

DAILY LOG

JOB NO. 04207033.11 TASK NO. 1,2,3 DATE 7-24-19 PROJECT NAME Island County Landfill
 TEMP 65 BARO 30.03 WIND 4 MPH S WEATHER Clear

SCS-FS LABOR	HOURS	OT				HOURS	OT
Simon Garibaldo	8	2	Project Foreman			10	
			DAILY TOTAL			10	
EQUIP, SVCS, MTLs, MLG	QTY	UNITS				QTY	UNITS
Service Truck	1	\$18.50 Hourly	SCS Field Service			10	\$185.00
Gem - 2000	1	\$185.00 Daily	SCS Field Service			1	\$185.00
INSTRUMENT CALIBRATION (CAL. GAS)		CH4 (%-VOL)	O2 (%-VOL)	CO2 (%-VOL)			
MODEL	S/N						
Gem - 2000	10772	50%	20.9%	35.0%			
Flare Station	Hours	Amps	Condensate Trap Level	Header	Capsuhelic Gauge	Valve Position	
Blower # 1	72495	3.3	7.50"	SV	5.0"	50% Open	
Blower # 2	1725	3.1		LFG	1.9"	50% Open	
Propane Tank Level	Propane Line PSI						
90% Full	12						
SUMMARY	0715 SDG onsite to perform the Qtly monitoring.						
0730 SDG calibrating the Gem - 2000.							
0748 SDG Monitoring the Gas Probes.							
0913 SDG monitoring the Extraction Wells.							
1420 Completed monitoring.							
1430 Post Calibration of the Gem - 2000.							
1445 SDG offsite.							
Adjustments:							
1- Increased vacuum at SV-T. -9.2"H2O adjusted to 10.2" H2O							
2- Increased vacuum at VGW-7. -6.1" H2O adjusted to -7.1" H2O							
3- Decreased vacuum at HDW-6. -7".0 H2O adjusted to -6.0" H2O							

PREPARED BY: Simon Garibaldo ACCEPTED BY: _____

LANDFILL GAS MONITORING
GEM 2000 CALIBRATION AND PERTINENT DATA

Date: 7-24-19

Site Name: Island County Landfill

Technician: Simon Garibaldo

Job No.04207033.11

WEATHER OBSERVATIONS

Wind Speed: 1 MPH Wind Direction: S Barometric Pressure: 30.03" Hg

Air Temperature: 65F General Weather Conditions: Clear

CALIBRATION INFORMATION

Pre-monitoring Calibration Precision Check

Procedure: Calibrate the instrument. Make a total of three measurements by alternating zero air and the calibration gas. Record the readings and calculate the average algebraic difference between the instrument reading and the calibration gas as a percentage. The calibration precision must be less than or equal to 2% of the calibration gas value.

Instrument Serial No. 10772

Calibration Gas: %CH4 - 50.0% %CO2 - 35.0% %O2 - 20.9%

Time	CH4	CO2	O2
07:30	49.9%	35.0%	20.9%

Post-monitoring Calibration Check

Time	CH4	CO2	O2
14:30	50.0%	34.9%	20.9%

NOTES:

October 25, 2019
File No. 04207033.12

Subject: **Fourth Quarter 2019 Groundwater Monitoring Event
Coupeville Solid Waste Facility, Island County, Washington**

NOTES/SAMPLE DECODING:

Event Dates: October 21-24, 2019

Field Staff: Sam Graber

- This was a semi-annual sampling event.
- A duplicate sample was taken from monitoring well N3S and E4S.
- YSI Multiparameter meters were calibrated daily prior to sampling.
- Monitoring well E1S was sampled for Nitrate/Nitrite only.

Sample Date	Sample Number	Well ID
10/21/19	1019-01	N3D
10/21/19	1019-02	N3S
10/21/19	1019-03	N3S (Duplicate)
10/21/19	1019-04	N5D
10/21/19	1019-05	E2D
10/21/19	1019-06	E2S
10/21/19	1019-07	E1D
10/21/19	1019-08	E1S
10/22/19	1019-09	S10S
10/22/19	1019-10	E4D
10/22/19	1019-11	E4S
10/22/19	1019-12	E4S (Duplicate)
10/22/19	1019-13	E10D
10/22/19	1019-14	E9D
10/22/19	1019-15	E7D
10/22/19	1019-16	E6D
10/22/19	1019-17	DNR
10/23/19	1019-18	N2S
10/23/19	1019-19	N2D
10/23/19	1019-20	NE1D
10/23/19	1019-21	NE1S
10/23/19	1019-22	E3D
10/23/19	1019-23	N1D
10/23/19	1019-24	S11D

10/23/19	1019-25	S11S
10/24/19	1019-26	E8D
10/24/19	1019-27	DOT
10/24/19	1019-28	E5D
10/24/19	1019-29	WR1

SCS ENGINEERS

2405 140th ave NE #107

Bellevue, WA 98005

(425) 746-4600

Groundwater Sampling Data Sheet

Project #: <u>04207033.12</u>		Sampling Method: <u>Dedicated</u>	1.75" QED SamplePro	Bail	Peristaltic	Grab	Other
Site: <u>Island Co. LF (CSWF)</u>		Meter: <u>CONTROL SETTINGS:</u>	1 ft water = 0.62L		1L = 0.26 gallons		
Well ID: <u>N3D</u>		MP-20	Refill <u>9</u>	One Well Volume _____		Other: _____	
Sample ID: <u>1019-01</u>		<u>YSI</u>	Discharge <u>6</u>	Total Volume Bailed _____		Flow Setting: _____	
Date: <u>10/21/19</u>		BOS	Pressure <u>80</u>				
Weather: <u>rainy</u>		Total Depth	Flow <u>300 mL/min</u>				

Filtered? <input checked="" type="checkbox"/> N	Locked? <input checked="" type="checkbox"/> N	Water in Protector? <input checked="" type="checkbox"/> N	Damage? <input checked="" type="checkbox"/> N
Sample Containers:	1000 ml Poly	500 ml Poly	250 ml Poly
	500 ml HNO3 x2	500 ml H2SO4 x2	40 ml VOA x3 x6
	125 ml NaOH		125 ml Poly

Notes / Observations (color, odor, anomalies, etc):

TIME	DTW	Temp.	Sp.Cond.	DO	pH	Eh	Turbidity	Q / Vol.
1120		14.86	653	8.79	5.84	304.5		
1125		13.23	671	6.32	6.33	310.1		
1128		12.95	670	5.42	6.49	312.8		
1131		12.61	666	4.51	6.58	313.1		
1134		12.43	675	2.61	6.78	306.1		
1137		12.33	681	1.77	6.98	292.0		
1140		12.24	679	1.44	7.10	281.2	1.94	

Stabilization Parameters: pH/DO ± 0.2, SpC ± 10%, Temp ± 0.5°C, Turb. ± 10% or ≤ 5

SAMPLER: Sam Graber
 Printed Name

Signature

SCS ENGINEERS

2405 140th ave NE #107

Bellevue, WA 98005

(425) 746-4600

Groundwater Sampling Data Sheet

Project #: <u>04207033.12</u>	Sampling Method: <u>Dedicated</u>	1.75" QED SamplePro	Bail	Peristaltic	Grab	Other
Site: <u>Island Co. LF (CSWF)</u>	Meter: <u>CONTROL SETTINGS:</u>	1 ft water = 0.62L		1L = 0.26 gallons		
Well ID: <u>N35</u>	MP-20	Refill: <u>10</u>	One Well Volume (liters)		Other: _____	
Sample ID: <u>1019-02</u>	<u>YSI</u>	Discharge: <u>5</u>	Total Volume Bailed (liters)		Flow Setting: _____	
Date: <u>10/21/19</u>	Total Depth	Pressure: <u>80</u>	Total Volume Bailed (liters)			
Weather: <u>rainy</u>		Flow: <u>300 ml/min</u>				

Filtered? <input checked="" type="checkbox"/> Y <input type="checkbox"/> N	Locked? <input checked="" type="checkbox"/> Y <input type="checkbox"/> N	Water in Protector? <input checked="" type="checkbox"/> Y <input type="checkbox"/> N	Damage? <input checked="" type="checkbox"/> Y <input type="checkbox"/> N
Sample Containers: 1000 ml Poly	500 ml Poly	250 ml Poly	125 ml Poly
500 ml HNO3 x2	500 ml H2SO4 x2	40 ml VOA x3 x6	1000 ml Amber
125 ml NaOH			

TIME	DTW	Temp.	Sp.Cond.	DO	pH	Eh	Turbidity	Q / Vol.
	<u>5 minutes</u>	<u>to set</u>	<u>water to surface</u>					
1210		12.06	1082	5.64	7.07	200.8		
1215		12.03	1072	5.92	7.07	210.5		
1218		12.01	1065	6.20 ^{6.33}	7.06	216.8		
1221		12.00	1060	6.86	7.06	221.7		
1224		11.98	1059	6.82	7.06	227.9		
1227		11.97	1058	6.77	7.06	233.9		
1230		11.96	1057	6.76	7.06	236.6	1.88	

Notes / Observations (color, odor, anomalies, etc):

Dup taken at 1019-03
@ 1240

Stabilization Parameters: pH/DO ± 0.2, SpC ± 10%, Temp ± 0.5°C, Turb. ± 10% or ≤ 5

SAMPLER: Sam Graber
Printed Name

[Signature]
Signature


SCS ENGINEERS

2405 140th ave NE #107

Bellevue, WA 98005

(425) 746-4600

Groundwater Sampling Data Sheet

Project #: 04207033.12		Sampling Method : <u>Dedicated</u>	1.75" QED SamplePro	Bail	Peristaltic	Grab	Other	
Site: Island Co. LF (CSWF)		148.57 DTW	Meter: CONTROL SETTINGS:	1 ft water = 0.62L		1L = 0.26 gallons		
Well ID: N5D		TOS	MP-20	Refill <u>15</u>	One Well Volume (liters)		Other :	
Sample ID: 1019-04	Intake	YSI	Discharge <u>15</u>	Total Volume Bailed (liters)		Flow Setting :		
Date: 10/21/19	BOS		Pressure <u>10</u>					
Weather: <u>rainy</u>	Total Depth		Flow <u>120 mL/min</u>					
Filtered? <input checked="" type="checkbox"/> Y <input type="checkbox"/> N	Locked? <input checked="" type="checkbox"/> Y <input type="checkbox"/> N	Water in Protector? <input checked="" type="checkbox"/> Y <input type="checkbox"/> N	Damage? <input checked="" type="checkbox"/> Y <input type="checkbox"/> N					
Sample Containers:	1000 ml Poly	500 ml Poly	250 ml Poly	125 ml Poly				
	500 ml HNO3 x2	500 ml H2SO4 x2	40 ml VOA x3 x6	1000 ml Amber				
	125 ml NaOH							

TIME	DTW	Temp.	Sp.Cond.	DO	pH	Eh	Turbidity	Q / Vol.
1330		10.40	1096	8.5	7.61	263.4		
1335		10.42	1204	8.5	7.53	263.9		
1338		10.37	1285	4.30	7.41	268.8		
1341		10.31	1355	3.42	7.34	269.7		
1344		10.24	1426	2.85	7.23	270.3		
1347		10.24	1454	1.87	7.24	262.0		
1350		10.26	1455	1.69	7.23	266.3	1.39	

Notes / Observations (color, odor, anomalies, etc):

Stabilization Parameters: pH/DO ± 0.2, SpC ± 10%, Temp ± 0.5°C, Turb. ± 10% or ≤ 5

SAMPLER: Sam Graber
Printed Name

[Signature]
Signature

SCS ENGINEERS

2405 140th ave NE #107

Bellevue, WA 98005

(425) 746-4600

Groundwater Sampling Data Sheet

Project #: 04207033.12
 Site: Island Co. LF (CSWF)
 Well ID: E2D
 Sample ID: 1019-05
 Date: 10/21/19
 Weather: rainy

Sampling Method: Dedicated 1.75" QED SamplePro Bail Peristaltic Grab Other
 Meter: CONTROL SETTINGS:
 MP-20 Refill 9.5
 YSI Discharge 10.5
 Pressure 100
 Flow 150 ml/min

DTW 147.05
 TOS
 Intake
 BOS
 Total Depth

1 ft water = 0.62L 1L = 0.26 gallons
 One Well Volume (liters) Other:
 Total Volume Bailed (liters) Flow Setting:

Filtered? N Locked? N Water in Protector? N Damage? N
 Sample Containers: 1000 ml Poly 500 ml Poly 250 ml Poly 125 ml Poly
 500 ml HNO3 x2 500 ml H2SO4 x2 40 ml VOA x3 x6 1000 ml Amber
 125 ml NaOH

Notes / Observations (color, odor, anomalies, etc):

TIME	DTW	Temp.	Sp.Cond.	DO	pH	Eh	Turbidity	Q / Vol.
1500		13.61	1281	9.5	7.54	247.0		
1505		12.56	1571	7.38	7.14	262.6		
1508		12.51	1562	3.81	7.81	265.7		
1511		12.48	1555	2.06	6.95	267.1		
1514		12.45	1546	1.43	6.80	268.5		
1517		12.45	1547	1.21	6.78	267.5		
1520		12.45	1551	1.12	6.77	266.5	1.15	

Stabilization Parameters: pH/DO ± 0.2, SpC ± 10%, Temp ± 0.5°C, Turb. ± 10% or ≤ 5

SAMPLER: Sam Grator
 Printed Name

[Signature]
 Signature

SCS ENGINEERS

2405 140th ave NE #107

Bellevue, WA 98005

(425) 746-4600

Groundwater Sampling Data Sheet

Project #: <u>04207033.12</u>	Sampling Method: <u>Dedicated</u>	1.75" QED SamplePro	Bail	Peristaltic	Grab	Other
Site: <u>Island Co. LF (CSWF)</u>	DTW: <u>136.74</u>	Meter: <u>CONTROL SETTINGS:</u>	1 ft water = 0.62L		1L = 0.26 gallons	
Well ID: <u>E25</u>	TOS: _____	MP-20	Refill: <u>9</u>	One Well Volume _____		Other: _____
Sample ID: <u>1019-00 06</u>	Intake: <u>YSI</u>		Discharge: <u>6</u>	Total Volume Bailed _____		Flow Setting: _____
Date: <u>10/21/19</u>	BOS: _____		Pressure: <u>80</u>			
Weather: <u>rainy</u>	Total Depth: _____		Flow: <u>150 ml/min</u>			
Filtered? <input checked="" type="checkbox"/> N	Locked? <input checked="" type="checkbox"/> N	Water in Protector? <input checked="" type="checkbox"/> N	Damage? <input checked="" type="checkbox"/> N			
Sample Containers:	1000 ml Poly	500 ml Poly	250 ml Poly	125 ml Poly		
	500 ml HNO3 x2	500 ml H2SO4 x2	40 ml VOA x3 x6	1000 ml Amber		
	125 ml NaOH					

TIME	DTW	Temp.	Sp.Cond.	DO	pH	Eh	Turbidity	Q / Vol.
1600	5 minutes to ser water.	12.61	1304	5.07	6.99	203.1		
1605		12.50	1295	1.91	6.92	205.6		
1608		12.41	1291	1.29	6.89	207.1		
1611		12.33	1285	0.82	6.84	208.2		
1614		12.31	1285	0.74	6.84	208.6		
1617		12.36	1284	0.65	6.84	209.6		
1620		12.29	1283	0.61	6.84	210.1	1.34	

Notes / Observations (color, odor, anomalies, etc):

used 13 R 7 D cycle target water

Stabilization Parameters: pH/DO ± 0.2, SpC ± 10%, Temp ± 0.5°C, Turb. ± 10% or ≤ 5

SAMPLER: Sam Graber
Printed Name

[Signature]
Signature

SCS ENGINEERS

2405 140th ave NE #107

Bellevue, WA 98005

(425) 746-4600

Groundwater Sampling Data Sheet

Project #: 04207033.12	Sampling Method: <u>Dedicated</u>	1.75" QED SamplePro	Bail	Peristaltic	Grab	Other
Site: Island Co. LF (CSWF)	Meter: <u>MP-20</u>	CONTROL SETTINGS:		1 ft water = 0.62L	1L = 0.26 gallons	
Well ID: <u>E1D</u>	<u>YSI</u>	Refill: <u>8</u>	One Well Volume (liters)	Other: _____		
Sample ID: 1019- <u>07</u>	Intake	Discharge: <u>7</u>	Total Volume Bailed (liters)	Flow Setting: _____		
Date: 10/21/19	BOS	Pressure: <u>85</u>	Flow: <u>225 mL/min</u>			
Weather: <u>fairy</u>	Total Depth					
Filtered? <input checked="" type="checkbox"/> N	Locked? <input checked="" type="checkbox"/> N	Water in Protector? <input checked="" type="checkbox"/> N	Damage? <input checked="" type="checkbox"/> N			
Sample Containers:	1000 ml Poly	500 ml Poly	250 ml Poly	125 ml Poly		
	500 ml HNO3 x2	500 ml H2SO4 x2	40 ml VOA x3 x6	1000 ml Amber		
	125 ml NaOH					

TIME	DTW	Temp.	Sp.Cond.	DO	pH	Eh	Turbidity	Q / Vol.
1700		12.46	1442	8.5	7.32	230.5		
1705		12.02	16.91	5.62	7.11	238.6		
1708		11.75	1756	3.01	7.06	242.7		
1711		11.28	1835	1.79	6.98	245.5		
1714		11.23	1842	1.22	6.94	244.5		
1717		11.19	1832	0.92	6.94	242.8		
1720		11.19	1826	0.85	6.94	241.0	0.94	

Notes / Observations (color, odor, anomalies, etc):

Stabilization Parameters: pH/DO ± 0.2, SpC ± 10%, Temp ± 0.5°C, Turb. ± 10% or ≤ 5

SAMPLER: Sam Baker
Printed Name

[Signature]
Signature

SCS ENGINEERS

2405 140th ave NE #107

Bellevue, WA 98005

(425) 746-4600

Groundwater Sampling Data Sheet

Project #: 04207033.12		Sampling Method: <u>Dedicated</u>	1.75" QED SamplePro	Bail	Peristaltic	Grab	Other
Site: Island Co. LF (CSWF)		Meter: CONTROL SETTINGS:	1 ft water = 0.62L		1L = 0.26 gallons		
Well ID: <u>EIS</u>		MP-20	Refill: <u>12.5</u>	One Well Volume (liters)		Other: _____	
Sample ID: 1019-03		<input checked="" type="checkbox"/> YSI	Discharge: <u>2.5</u>	Total Volume Bailed (liters)		Flow Setting: _____	
Date: 10/21/19			Pressure: <u>30</u>	Flow: <u>350 mL/min</u>			
Weather: <u>rainy</u>		Total Depth					
Filtered? <input checked="" type="checkbox"/> Y <input type="checkbox"/> N	Locked? <input checked="" type="checkbox"/> Y <input type="checkbox"/> N	Water in Protector? <input checked="" type="checkbox"/> Y <input type="checkbox"/> N	Damage? <input checked="" type="checkbox"/> Y <input type="checkbox"/> N				
Sample Containers:	1000 ml Poly	500 ml Poly	250 ml Poly	125 ml Poly			
	500 ml HNO3 x2	500 ml H2SO4 x2	40 ml VOA x3 x6	1000 ml Amber			
	125 ml NaOH						

TIME	DTW	Temp.	Sp.Cond.	DO	pH	Eh	Turbidity	Q / Vol.
1743		11.32	1184	8.50	7.23	161.9		
1748		11.10	1177	7.50	6.99	196.5		
1751		11.08	1178	7.51	6.95	203.8		
1754		11.06	1179	7.43	6.93	213.0		
1757		11.04	1178	7.39	6.91	220.9		
1800		11.04	1178	7.38	6.91	224.2		
1803		11.03	1178	7.36	6.90	228.6	0.99	

Notes / Observations (color, odor, anomalies, etc):

Nitrate only

Stabilization Parameters: pH/DO ± 0.2, SpC ± 10%, Temp ± 0.5°C, Turb. ± 10% or ≤ 5

SAMPLER: Gum bator
 Printed Name

[Signature]
 Signature

SCS ENGINEERS

2405 140th ave NE #107
Bellevue, WA 98005

(425) 746-4600

Groundwater Sampling Data Sheet

Project #: <u>04207033.12</u>	Sampling Method: <u>Dedicated</u>	1.75" QED SamplePro	Bail	Peristaltic	Grab	Other
Site: <u>Island Co. LF (CSWF)</u>	Meter: <u>CONTROL SETTINGS:</u>	1 ft water = 0.62L		1L = 0.26 gallons		
Well ID: <u>5105</u>	MP-20	Refill <u>9.5</u>	One Well Volume _____	Other: _____		
Sample ID: <u>1019-09</u>	(YSI)	Discharge <u>5.5</u>	(liters)	Flow Setting: _____		
Date: <u>10/22/19</u>	Total Depth	Pressure <u>80</u>	Total Volume Bailed _____	(liters)		
Weather: <u>clear skies</u>		Flow <u>200 mL/min</u>				
Filtered? <input checked="" type="checkbox"/> N	Locked? <input checked="" type="checkbox"/> N	Water in Protector? <input checked="" type="checkbox"/> N	Damage? <input checked="" type="checkbox"/> N			
Sample Containers:	1000 ml Poly	500 ml Poly	250 ml Poly	125 ml Poly		
	500 ml HNO3 x2	500 ml H2SO4 x2	40 ml VOA x3 x6	1000 ml Amber		
	125 ml NaOH					



135.27 DTW
TOS
Intake
BOS
Total Depth

Notes / Observations (color, odor, anomalies, etc):

TIME	DTW	Temp.	Sp.Cond.	DO	pH	Eh	Turbidity	Q / Vol.
915		14.61	1158	8.50	5.89	304.7		
920		14.03	1308	3.30	6.66	303.1		
923		13.93	1297	2.51	6.71	302.5		
926		13.87	1285	2.13	6.73	302.1		
929		13.82	1274	1.95	6.76	301.8		
932		13.82	1268	1.76	6.79	300.0		
935		13.81	1264	1.69	6.79	298.9	2.76	

Stabilization Parameters: pH/DO ± 0.2, SpC ± 10%, Temp ± 0.5°C, Turb. ± 10% or ≤ 5

SAMPLER: Sam Gruber
Printed Name

[Signature]
Signature

SCS ENGINEERS

2405 140th ave NE #107

Bellevue, WA 98005

(425) 746-4600

Groundwater Sampling Data Sheet

Project #: 04207033.12

Site: Island Co. LF (CSWF)

Well ID: E4D

Sample ID: 1019-10

Date: 10/22/19

Weather: sunny

Filtered? Y N Locked? Y N Water in Protector? Y N Damage? Y N

Sample Containers:

1000 ml Poly	500 ml Poly	250 ml Poly	125 ml Poly
500 ml HNO3 x2	500 ml H2SO4 x2	40 ml VOA x3 x6	1000 ml Amber
125 ml NaOH			

Sampling Method: Dedicated 1.75" QED SamplePro Bail Peristaltic Grab Other

Meter: MP-20 YSI CONTROL SETTINGS:

1 ft water = 0.62L 1L = 0.26 gallons

Refill 10 One Well Volume _____ Other: _____

Discharge 10 (liters)

Pressure 100 Total Volume Bailed _____ Flow Setting: _____

Flow 100 mL/min (liters)

TOS
Intake
BOS
Total Depth

152.47 DTW

TIME	DTW	Temp.	Sp.Cond.	DO	pH	Eh	Turbidity	Q / Vol.
1032		11.62	500	4.84	7.55	292.7		
1037		11.28	562	4.32	7.38	295.8		
1040		11.17	598	4.10	7.25	297.3		
1043		11.11	583	2.71	7.39	250.6		
1046		11.04	570	2.22	7.48	213.9		
1049		11.02	563	1.86	7.58	182.4		
1052		11.01	558	1.69	7.66	159.8	2.98	

Notes / Observations (color, odor, anomalies, etc):

Stabilization Parameters: pH/DO ± 0.2, SpC ± 10%, Temp ± 0.5°C, Turb. ± 10% or ≤ 5

SAMPLER: Sum Gruber

Printed Name

[Signature]

Signature

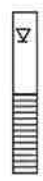
SCS ENGINEERS

2405 140th ave NE #107

Bellevue, WA 98005

(425) 746-4600

Groundwater Sampling Data Sheet

Project #: 04207033.12		Sampling Method: <u>Dedicated</u>	1.75" QED SamplePro	Bail	Peristaltic	Grab	Other
Site: Island Co. LF (CSWF)	140.74 DTW	Meter: CONTROL SETTINGS:	1 ft water = 0.62L		1L = 0.26 gallons		
Well ID: E45	TOS	MP-20	Refill: 11	One Well Volume (liters)		Other:	
Sample ID: 1019-11	Intake	YSI	Discharge: 9	Total Volume Bailed (liters)		Flow Setting:	
Date: 10/22/19	BOS		Pressure: 90				
Weather: Sunny	Total Depth		Flow: 300 mL/min				
Filtered? <input checked="" type="checkbox"/> N	Locked? <input checked="" type="checkbox"/> N	Water in Protector? <input checked="" type="checkbox"/> N	Damage? <input checked="" type="checkbox"/> N				
Sample Containers:	1000 ml Poly	500 ml Poly	250 ml Poly	125 ml Poly			
	500 ml HNO3 x2	500 ml H2SO4 x2	40 ml VOA x3 x6	1000 ml Amber			
	125 ml NaOH						

TIME	DTW	Temp.	Sp.Cond.	DO	pH	Eh	Turbidity	Q / Vol.
1140		10.86	935	8.5	7.48	116.5		
1145		10.63	1187	3.99	7.13	139.4		
1148		10.62	1209	3.38	7.11	143.8		
1151		10.62	1231	3.10	7.09	146.9		
1154		10.62	1247	2.75	7.07	151.2		
1157		10.60	1254	2.63	7.07	154.1		
1200		10.60	1257	2.53	7.06	156.7	1.30	

Notes / Observations (color, odor, anomalies, etc):

Dup taken as 1019-12 @ 1215

Stabilization Parameters: pH/DO ± 0.2, SpC ± 10%, Temp ± 0.5°C, Turb. ± 10% or ≤ 5

SAMPLER: Sam Gruber
Printed Name

[Signature]
Signature

SCS ENGINEERS

2405 140th ave NE #107

Bellevue, WA 98005

(425) 746-4600

Groundwater Sampling Data Sheet

Project #: 04207033.12	Sampling Method: <u>Dedicated</u>	1.75" QED SamplePro	Bail	Peristaltic	Grab	Other
Site: Island Co. LF (CSWF)	Meter: CONTROL SETTINGS: MP-20 YSI	Refill: <u>10</u>	1 ft water = 0.62L		1L = 0.26 gallons	
Well ID: <u>E10D</u>		Discharge: <u>10</u>	One Well Volume (liters)		Other: _____	
Sample ID: <u>1019-13</u>		Pressure: <u>100</u>	Total Volume Bailed (liters)		Flow Setting: _____	
Date: <u>10/22/19</u>		Flow: <u>150 mL/min</u>				
Weather: <u>Sunny</u>						

Filtered? <input checked="" type="checkbox"/> N	Locked? <input checked="" type="checkbox"/> N	Water in Protector? <input checked="" type="checkbox"/> N	Damage? <input checked="" type="checkbox"/> N
Sample Containers:	1000 ml Poly	500 ml Poly	250 ml Poly
	500 ml HNO3 x2	500 ml H2SO4 x2	40 ml VOA x3 x6
	125 ml NaOH		125 ml Amber



162.17 DTW
 TOS
 Intake
 BOS
 Total Depth

Notes / Observations (color, odor, anomalies, etc):

TIME	DTW	Temp.	Sp.Cond.	DO	pH	Eh	Turbidity	Q / Vol.
1250		10.92	981	8.50	7.62	210.5		
1255		10.01	1034	3.50	7.63	48.0		
1258		10.01	999	2.06	7.67	-11.7		
1301		10.01	974	1.47	7.70	-64.0		
1304		10.02	988	0.96	7.70	-88.5		
1307		10.02	1007	0.82	7.68	-95.1		
1310		10.03	1030	0.71	7.68	-100.2	1.29	

Stabilization Parameters: pH/DO ± 0.2, SpC ± 10%, Temp ± 0.5°C, Turb. ± 10% or ≤ 5

SAMPLER: Sam Gaber
 Printed Name

[Signature]
 Signature

SCS ENGINEERS

2405 140th ave NE #107
Bellevue, WA 98005

(425) 746-4600

Groundwater Sampling Data Sheet

Project #: 04207033.12
Site: Island Co. LF (CSWF)
Well ID: E9D
Sample ID: 1019-14
Date: 10/22/19
Weather: clear skies

Sampling Method: Dedicated 1.75" QED SamplePro Bail Peristaltic Grab Other

Meter: CONTROL SETTINGS:
MP-20 YSI
Refill: 9
Discharge: 11
Pressure: 100
Flow: 100 mL/min

1 ft water = 0.62L 1L = 0.26 gallons
One Well Volume (liters)
Total Volume Bailed (liters)
Other:
Flow Setting:

DTW: 160.65
TOS
Intake
BOS
Total Depth

Filtered? Y N
Sample Containers: 1000 ml Poly 500 ml HNO3 x2 125 ml NaOH
Locked? Y N
Water in Protector? Y N
Damage? Y N
500 ml Poly 500 ml H2SO4 x2 40 ml VOA x3 x6 1000 ml Amber

TIME	DTW	Temp.	Sp.Cond.	DO	pH	Eh	Turbidity	Q / Vol.
1350		11.70	568	8.5	7.90	163.4		
1355		10.70	555	7.78	7.64	177.4		
1358		10.68	555	5.91	7.71	170.0		
1401		10.65	555	4.58	7.76	163.3		
1404		10.66	555	3.88	7.83	154.3		
1407		10.67	555	3.24	7.97	144.3		
1410		10.70	554	2.99	8.04	131.8	1.42	

Notes / Observations (color, odor, anomalies, etc):

Stabilization Parameters: pH/DO ± 0.2, SpC ± 10%, Temp ± 0.5°C, Turb. ± 10% or ≤ 5

SAMPLER: Sam Graber
Printed Name

[Signature]
Signature


SCS ENGINEERS

2405 140th ave NE #107

Bellevue, WA 98005

(425) 746-4600

Groundwater Sampling Data Sheet

Project #: 04207033.12		Sampling Method: <u>Dedicated</u> Meter: <u>MP-20</u> <u>YSI</u>	1.75" QED SamplePro Bail Peristaltic Grab Other	CONTROL SETTINGS: Refill <u>10</u> Discharge <u>10</u> Pressure <u>100</u> Flow <u>50 mL/min</u>	1 ft water = 0.62L 1L = 0.26 gallons One Well Volume (liters) _____ Total Volume Bailed (liters) _____ Other: _____ Flow Setting: _____
Site: <u>Island Co. LF (CSWF)</u>	DTW: <u>145.09</u>	TOS: _____			
Well ID: <u>E7D</u>	Intake: _____	BOS: _____			
Sample ID: <u>1019-15</u>	Total Depth: _____				
Date: <u>10/22/19</u>					
Weather: <u>sunny</u>					
Filtered? <input checked="" type="radio"/> Y <input type="radio"/> N	Locked? Y <input type="radio"/> N <input checked="" type="radio"/>	Water in Protector? <input checked="" type="radio"/> Y <input type="radio"/> N	Damage? Y <input type="radio"/> N <input checked="" type="radio"/>		
Sample Containers:	1000 ml Poly	500 ml Poly	250 ml Poly	125 ml Poly	
	500 ml HNO3 x2	500 ml H2SO4 x2	40 ml VOA x3 x6	1000 ml Amber	
	125 ml NaOH				

Notes / Observations (color, odor, anomalies, etc):

TIME	DTW	Temp.	Sp.Cond.	DO	pH	Eh	Turbidity	Q / Vol.
1520		14.94	1517	8.45	7.47	283.6		
1525		14.53	1780	2.07	7.06	270.8		
1529		14.41	1831	1.58	6.95	236.0		
1531		14.29	1878	1.14	6.86	195.8		
1534		14.44	1882	0.97	6.81	160.6		
1537		14.41	1883	0.95	6.81	146.6		
1540		14.34	1885	0.85	6.81	132.9	0.96	

Stabilization Parameters: pH/DO ± 0.2, SpC ± 10%, Temp ± 0.5°C, Turb. ± 10% or ≤ 5

SAMPLER: Sam Baker
 Printed Name


 Signature


SCS ENGINEERS

2405 140th ave NE #107

Bellevue, WA 98005

(425) 746-4600

Groundwater Sampling Data Sheet

Project #: 04207033.12		Sampling Method: <u>Dedicated</u>	1.75" QED SamplePro	Bail	Peristaltic	Grab	Other
Site: Island Co. LF (CSWF)	DTW: 147.18	Meter: CONTROL SETTINGS:	1 ft water = 0.62L		1L = 0.26 gallons		
Well ID: E6D	TOS: /	MP-20	Refill: 10	One Well Volume (liters):	Other: _____		
Sample ID: 1019-16	Intake: /	YSI	Discharge: 10	Total Volume Bailed (liters):	Flow Setting: _____		
Date: 10/22/19	BOS: /		Pressure: 100				
Weather: partly cloudy	Total Depth: /		Flow: 100 mL/min				
Filtered? <input checked="" type="checkbox"/> Y <input type="checkbox"/> N	Locked? <input type="checkbox"/> Y <input checked="" type="checkbox"/> N	Water in Protector? <input checked="" type="checkbox"/> Y <input type="checkbox"/> N	Damage? <input type="checkbox"/> Y <input checked="" type="checkbox"/> N				
Sample Containers:	1000 ml Poly	500 ml Poly	250 ml Poly	125 ml Poly			
	500 ml HNO3 x2	500 ml H2SO4 x2	40 ml VOA x3 x6	1000 ml Amber			
	125 ml NaOH						

TIME	DTW	Temp.	Sp.Cond.	DO	pH	Eh	Turbidity	Q / Vol.
1625		15.13	703	5.64	7.90	190.6		
1630		14.43	675	1.36	7.84	-92.6		
1633		14.59	674	1.26	7.83	-107.6		
1636		14.63	674	1.23	7.80	-111.5		
1639		14.66	674	1.13	7.78	-114.7	1.07	
16								

Notes / Observations (color, odor, anomalies, etc):

switched Nitrogen tank while filling bottles.

Stabilization Parameters: pH/DO ± 0.2, SpC ± 10%, Temp ± 0.5°C, Turb. ± 10% or ≤ 5

SAMPLER: Sam Graber
Printed Name

[Signature]
Signature

SCS ENGINEERS

2405 140th ave NE #107

Bellevue, WA 98005

(425) 746-4600

Groundwater Sampling Data Sheet

Project #: <u>04207033.12</u>		Sampling Method : <input type="checkbox"/> Dedicated <input type="checkbox"/> 1.75" QED SamplePro <input type="checkbox"/> Bail <input checked="" type="checkbox"/> Peristaltic <input checked="" type="checkbox"/> Grab <input type="checkbox"/> Other			
Site: <u>Island Co. LF (CSWF)</u>		Meter: <u>CONTROL SETTINGS:</u>			
Well ID: <u>DNR</u>		DTW TOS Intake BOS Total Depth	1 ft water = 0.62L 1L = 0.26 gallons		
Sample ID: <u>1019- 17</u>			YSI MP-20	Refill	One Well Volume _____ Other: _____
Date: <u>10/22/19</u>				Discharge	Total Volume Bailed _____
Weather: <u>partly cloudy</u>					Pressure
Filtered? <input checked="" type="checkbox"/> Y <input type="checkbox"/> N	Locked? <input checked="" type="checkbox"/> Y <input type="checkbox"/> N	Water in Protector? Y <input checked="" type="checkbox"/> N	Damage? Y <input type="checkbox"/> N		
Sample Containers:	1000 ml Poly	500 ml Poly	250 ml Poly	125 ml Poly	
	500 ml HNO3 x2	500 ml H2SO4 x2	40 ml VOA x3 x6	1000 ml Amber	
	125 ml NaOH				

TIME	DTW	Temp.	Sp.Cond.	DO	pH	Eh	Turbidity	Q / Vol.
1737		Started purge						
1747		11.21	891	1.82	7.46	195.1	1.95	

Notes / Observations (color, odor, anomalies, etc):

Stabilization Parameters: pH/DO ± 0.2, SpC ± 10%, Temp ± 0.5°C, Turb. ± 10% or ≤ 5

SAMPLER: Sam Galzer
 Printed Name

Signature

SCS ENGINEERS

2405 140th ave NE #107


Bellevue, WA 98005

(425) 746-4600

Groundwater Sampling Data Sheet

Project #: <u>04207033.12</u>	Sampling Method: <u>Dedicated</u>	1.75" QED SamplePro	Bail	Peristaltic	Grab	Other
Site: <u>Island Co. LF (CSWF)</u>	Meter: <u>CONTROL SETTINGS:</u> MP-20 YSI	Refill: <u>10.5</u>	1 ft water = 0.62L		1L = 0.26 gallons	
Well ID: <u>N2D N2S</u>		Discharge: <u>4.5</u>	One Well Volume (liters)		Other: _____	
Sample ID: <u>1019-1B</u>	Intake: _____	Pressure: <u>90</u>	Total Volume Bailed (liters)		Flow Setting: _____	
Date: <u>10/23/19</u>	BOS: _____	Flow: <u>125 mL/min</u>				
Weather: <u>cloudy</u>	Total Depth: _____					

Filtered? <input checked="" type="checkbox"/> Y <input type="checkbox"/> N	Locked? <input checked="" type="checkbox"/> Y <input type="checkbox"/> N	Water in Protector? <input checked="" type="checkbox"/> Y <input type="checkbox"/> N	Damage? <input type="checkbox"/> Y <input checked="" type="checkbox"/> N
Sample Containers: <u>1000 ml Poly</u>	<u>500 ml Poly</u>	<u>250 ml Poly</u>	<u>125 ml Poly</u>
<u>500 ml HNO3 x2</u>	<u>500 ml H2SO4 x2</u>	<u>40 ml VOA x3 x6</u>	<u>1000 ml Amber</u>
<u>125 ml NaOH</u>			



135.53 DTW
 _____ TOS
 _____ Intake
 _____ BOS
 _____ Total Depth

Notes / Observations (color, odor, anomalies, etc):

lobwells in sample tubing

TIME	DTW	Temp.	Sp.Cond.	DO	pH	Eh	Turbidity	Q / Vol.
<u>925</u>		<u>13.18</u>	<u>1011</u>	<u>8.11</u>	<u>6.48</u>	<u>287.1</u>		
<u>930</u>		<u>12.62</u>	<u>1194</u>	<u>3.01</u>	<u>6.60</u>	<u>296.6</u>		
<u>933</u>		<u>12.52</u>	<u>1227</u>	<u>2.12</u>	<u>6.62</u>	<u>298.0</u>		
<u>936</u>		<u>12.60</u>	<u>1256</u>	<u>1.66</u>	<u>6.64</u>	<u>297.9</u>		
<u>939</u>		<u>12.75</u>	<u>1282</u>	<u>1.40</u>	<u>6.65</u>	<u>297.1</u>		
<u>942</u>		<u>12.75</u>	<u>1302</u>	<u>1.18</u>	<u>6.65</u>	<u>296.0</u>		
<u>945</u>		<u>12.75</u>	<u>1312</u>	<u>1.05</u>	<u>6.66</u>	<u>294.8</u>	<u>2.62</u>	

Stabilization Parameters: pH/DO ± 0.2, SpC ± 10%, Temp ± 0.5°C, Turb. ± 10% or ≤ 5

SAMPLER: Sami Gruber
 Printed Name

[Signature]
 Signature

SCS ENGINEERS

2405 140th ave NE #107

Bellevue, WA 98005

(425) 746-4600

Groundwater Sampling Data Sheet

Project #: 04207033.12	Sampling Method: <u>Dedicated</u>	1.75" QED SamplePro	Bail	Peristaltic	Grab	Other
Site: Island Co. LF (CSWF)	Meter: CONTROL SETTINGS:	1 ft water = 0.62L		1L = 0.26 gallons		
Well ID: <u>N2D</u>	MP-20	Refill: <u>12</u>	One Well Volume (liters)		Other: _____	
Sample ID: 1019-19	<u>YSI</u>	Discharge: <u>8</u>	Total Volume Bailed (liters)		Flow Setting: _____	
Date: 10/23/19	BOS	Pressure: <u>90</u>				
Weather: <u>cloudy</u>	Total Depth	Flow: <u>300 mL/min</u>				
Filtered? <input checked="" type="checkbox"/> N	Locked? <input checked="" type="checkbox"/> N	Water in Protector? <input checked="" type="checkbox"/> N	Damage? <input checked="" type="checkbox"/> N			
Sample Containers:		1000 ml Poly	500 ml Poly	250 ml Poly	125 ml Poly	
		500 ml HNO3 x2	500 ml H2SO4 x2	40 ml VOA x3 x6	1000 ml Amber	
		125 ml NaOH				



147.26 DTW
 TOS
 Intake
 BOS
 Total Depth

Notes / Observations (color, odor, anomalies, etc):

TIME	DTW	Temp.	Sp.Cond.	DO	pH	Eh	Turbidity	Q / Vol.
1025		12.75	1229	6.92	7.05	129.1		
1030		12.48	1213	0.65	6.91	135.3		
1033		12.46	1220	0.53	6.90	137.8		
1036		12.45	1223	0.46	6.90	139.8		
1039		12.44	1226	0.38	6.90	144.7		
1042		12.43	1227	0.36	6.90	146.0		
1045		12.46	1229	0.33	6.90	149.6	1.25	

Stabilization Parameters: pH/DO ± 0.2, SpC ± 10%, Temp ± 0.5°C, Turb. ± 10% or ≤ 5

SAMPLER: Sam Graber
 Printed Name

[Signature]
 Signature

SCS ENGINEERS

2405 140th ave NE #107

Bellevue, WA 98005

(425) 746-4600

Groundwater Sampling Data Sheet

Project #: 04207033.12	Sampling Method: <u>Dedicated</u>	1.75" QED SamplePro	Bail	Peristaltic	Grab	Other
Site: Island Co. LF (CSWF)	Meter: CONTROL SETTINGS:	1 ft water = 0.62L	1L = 0.26 gallons			
Well ID: <u>NE1D</u>	MP-20	Refill: <u>9</u>	One Well Volume (liters)	Other: _____		
Sample ID: <u>1019-20</u>	<u>YSD</u>	Discharge: <u>11</u>	Total Volume Bailed (liters)	Flow Setting: _____		
Date: <u>10/13/19</u>		Pressure: <u>100</u>				
Weather: <u>cloudy</u>		Flow: <u>100 ml/min</u>				

DTW: 157.11

TOS: _____

Intake: _____

BOS: _____

Total Depth: _____

Filtered? N Locked? N Water in Protector? Y Damage? Y

Sample Containers:

1000 ml Poly	500 ml Poly	250 ml Poly	125 ml Poly
500 ml HNO3 x2	500 ml H2SO4 x2	40 ml VOA x3 x6	1000 ml Amber
125 ml NaOH			

Notes / Observations (color, odor, anomalies, etc):

TIME	DTW	Temp.	Sp.Cond.	DO	pH	Eh	Turbidity	Q / Vol.
1130		14.34	600	7.47	7.35	224.2		
1135		14.20	697	4.45	7.00	235.9		
1138		13.84	689	2.75	7.07	230.8		
1141		13.61	681	2.08	7.12	226.9		
1144		13.58	679	1.86	7.14	224.8		
1147		13.52	677	1.49	7.17	220.3		
1150		13.41	678	1.31	7.20	215.4	3.55	

Stabilization Parameters: pH/DO ± 0.2, SpC ± 10%, Temp ± 0.5°C, Turb. ± 10% or ≤ 5

SAMPLER: Sam Graber
 Printed Name

[Signature]
 Signature

SCS ENGINEERS

2405 140th ave NE #107

Bellevue, WA 98005

(425) 746-4600

Groundwater Sampling Data Sheet

Project #: <u>04207033.12</u>	Sampling Method: <u>Dedicated</u>	1.75" QED SamplePro	Bail	Peristaltic	Grab	Other
Site: <u>Island Co. LF (CSWF)</u>	Meter: <u>CONTROL SETTINGS:</u>	1 ft water = 0.62L		1L = 0.26 gallons		
Well ID: <u>NEIS</u>	MP-20	Refill: <u>10</u>	One Well Volume (liters)		Other: _____	
Sample ID: <u>1019-21</u>	<u>YSI</u>	Discharge: <u>10</u>	Total Volume Bailed (liters)		Flow Setting: _____	
Date: <u>10/23/19</u>	Total Depth	Pressure: <u>90</u>	Flow: <u>125 ml/min</u>			
Weather: <u>Partly Sunny</u>						

DTW: 144.06

Filtered? N Locked? N Water in Protector? N Damage? N

Sample Containers:

1000 ml Poly	500 ml Poly	250 ml Poly	125 ml Poly
500 ml HNO3 x2	500 ml H2SO4 x2	40 ml VOA x3 x6	1000 ml Amber
125 ml NaOH			

TIME	DTW	Temp.	Sp.Cond.	DO	pH	Eh	Turbidity	Q / Vol.
<u>1235</u>		<u>14.91</u>	<u>506</u>	<u>8.15</u>	<u>7.49</u>	<u>163.5</u>		
<u>1240</u>		<u>14.12</u>	<u>821</u>	<u>5.89</u>	<u>7.17</u>	<u>198.0</u>		
<u>1243</u>		<u>13.36</u>	<u>849</u>	<u>5.41</u>	<u>7.11</u>	<u>204.8</u>		
<u>1246</u>		<u>13.62</u>	<u>865</u>	<u>5.03</u>	<u>7.05</u>	<u>208.0</u>		
<u>1249</u>		<u>13.57</u>	<u>866</u>	<u>4.94</u>	<u>7.04</u>	<u>211.6</u>		
<u>1252</u>		<u>13.52</u>	<u>867</u>	<u>4.87</u>	<u>7.03</u>	<u>213.4</u>		
<u>1255</u>		<u>13.45</u>	<u>867</u>	<u>4.85</u>	<u>7.02</u>	<u>214.9</u>	<u>1.13</u>	

Notes / Observations (color, odor, anomalies, etc):

2" well cap for NEIS + NEID needed

Stabilization Parameters: pH/DO ± 0.2, SpC ± 10%, Temp ± 0.5°C, Turb. ± 10% or ≤ 5

SAMPLER: Sum Grater
 Printed Name

[Signature]
 Signature

SCS ENGINEERS

2405 140th ave NE #107
Bellevue, WA 98005

(425) 746-4600

Groundwater Sampling Data Sheet

Project #: 04207033.12
 Site: Island Co. LF (CSWF)
 Well ID: E3D
 Sample ID: 1019-22
 Date: 10/23/19
 Weather: partly sunny

Sampling Method: Dedicated 1.75" QED SamplePro
 Meter: CONTROL SETTINGS: YSI
 MP-20
 Refill: 11
 Discharge: 9
 Pressure: 100
 Flow: 300 mL/min

DTW: 149.77
 TOS: /
 Intake: /
 BOS: /
 Total Depth: /

1 ft water = 0.62L
 1L = 0.26 gallons
 One Well Volume (liters):
 Total Volume Bailed (liters):
 Other:
 Flow Setting:

Filtered? N
 Locked? N
 Water in Protector? N
 Damage? N

Sample Containers:
 1000 ml Poly
 500 ml HNO3 x2
 125 ml NaOH
 500 ml Poly
 500 ml H2SO4 x2
 250 ml Poly
 40 ml VOA x3 x6
 125 ml Poly
 1000 ml Amber

Notes / Observations (color, odor, anomalies, etc):

TIME	DTW	Temp.	Sp.Cond.	DO	pH	Eh	Turbidity	Q / Vol.
1345		11.76	770	5.38	7.24	243.6		
1350		10.94	765	1.23	7.37	234.0		
1353		10.82	764	0.91	7.41	222.8		
1356		10.79	764	0.73	7.45	216.6		
1359		10.75	764	0.64	7.47	205.1		
1402		10.73	764	0.58	7.48	186.1		
1405		10.71	764	0.52	7.50	161.1	1.93	

Stabilization Parameters: pH/DO ± 0.2, SpC ± 10%, Temp ± 0.5°C, Turb. ± 10% or ≤ 5

SAMPLER: Sam Gruber
Printed Name

[Signature]
Signature

SCS ENGINEERS

2405 140th ave NE #107

Bellevue, WA 98005

(425) 746-4600

Groundwater Sampling Data Sheet

Project #: 04207033.12	Sampling Method: <u>Dedicated</u>	1.75" QED SamplePro	Bail	Peristaltic	Grab	Other
Site: Island Co. LF (CSWF)	Meter: CONTROL SETTINGS:	1 ft water = 0.62L	1L = 0.26 gallons			
Well ID: <u>NID</u>	MP-20	Refill <u>8.5</u>	One Well Volume _____	Other: _____		
Sample ID: 1019- <u>23</u>	<u>YST</u>	Discharge <u>6.5</u>	(liters)	Flow Setting: _____		
Date: 10/23/19	BOS	Pressure <u>80</u>	Total Volume Bailed _____			
Weather: <u>Sunny</u>	Total Depth	Flow <u>300 mL/min</u>	(liters)			
Filtered? <input checked="" type="checkbox"/> Y <input type="checkbox"/> N	Locked? <input checked="" type="checkbox"/> Y <input type="checkbox"/> N	Water in Protector? <input checked="" type="checkbox"/> Y <input type="checkbox"/> N	Damage? <input checked="" type="checkbox"/> Y <input type="checkbox"/> N			
Sample Containers:	1000 ml Poly	500 ml Poly	250 ml Poly	125 ml Poly		
	500 ml HNO3 x2	500 ml H2SO4 x2	40 ml VOA x3 x6	1000 ml Amber		
	125 ml NaOH					

TIME	DTW	Temp.	Sp.Cond.	DO	pH	Eh	Turbidity	Q / Vol.
1445		14.12	1468	7.67	7.60	225.9		
1450		12.27	1505	4.62	7.35	233.3		
1453		12.15	1502	2.61	7.30	200.7		
1456		12.09	1500	1.44	7.26	168.4		
1459		12.04	1500	1.07	7.30	92.4		
1502		12.03	1501	0.89	7.35	35.3		
1505		12.00	1502	0.74	7.38	-0.3	1.06	

Notes / Observations (color, odor, anomalies, etc):

Need to repair Exdosy tag band that holds it to well.

Stabilization Parameters: pH/DO ± 0.2, SpC ± 10%, Temp ± 0.5°C, Turb. ± 10% or ≤ 5

SAMPLER: Sam Gruber
Printed Name

[Signature]
Signature

SCS ENGINEERS


2405 140th ave NE #107

Bellevue, WA 98005

(425) 746-4600

Groundwater Sampling Data Sheet

Project #: 04207033.12	Sampling Method: <u>Dedicated</u>	1.75" QED SamplePro	Bail	Peristaltic	Grab	Other
Site: Island Co. LF (CSWF)	Meter: CONTROL SETTINGS:	1 ft water = 0.62L		1L = 0.26 gallons		
Well ID: <u>511D</u>	MP-20	Refill: <u>10</u>	One Well Volume (liters)		Other: _____	
Sample ID: <u>1019-24</u>	<u>YSI</u>	Discharge: <u>10</u>	Total Volume Bailed (liters)		Flow Setting: _____	
Date: <u>10/23/19</u>	BOS	Pressure: <u>100</u>	Total Volume Bailed (liters)			
Weather: <u>cloudy</u>	Total Depth	Flow: <u>300 mL/min</u>				
Filtered? <input checked="" type="checkbox"/> N	Locked? <input checked="" type="checkbox"/> N	Water in Protector? <input checked="" type="checkbox"/> N	Damage? <input checked="" type="checkbox"/> N			
Sample Containers:	1000 ml Poly	500 ml Poly	250 ml Poly	125 ml Poly		
	500 ml HNO3 x2	500 ml H2SO4 x2	40 ml VOA x3 x6	1000 ml Amber		
	125 ml NaOH					



145.40 DTW
 TOS
 Intake
 BOS
 Total Depth

Notes / Observations (color, odor, anomalies, etc):

Needs sample tubing

See pic

Todd said he replaced locks because they were damaged.

TIME	DTW	Temp.	Sp.Cond.	DO	pH	Eh	Turbidity	Q / Vol.
1605		10.33	929	8.5	7.72	201.8		
1610		9.92	913	2.26	7.51	188.6		
1613		9.90	914	1.68	7.57	101.8		
1616		9.89	918	1.27	7.63	42.6		
1619		9.87	904	1.09	7.75	-44.1		
1622		9.86	926	1.08	7.78	-60.1		
1625		9.87	934	1.21	7.81	-74.1	3.70	

Stabilization Parameters: pH/DO ± 0.2, SpC ± 10%, Temp ± 0.5°C, Turb. ± 10% or ≤ 5

SAMPLER: Sam Grator
 Printed Name

[Signature]
 Signature


SCS ENGINEERS

2405 140th ave NE #107

Bellevue, WA 98005

(425) 746-4600

Groundwater Sampling Data Sheet

Project #: 04207033.12		Sampling Method: <u>Dedicated</u>	1.75" QED SamplePro	Bail	Peristaltic	Grab	Other
Site: Island Co. LF (CSWF)	133.79	Meter: CONTROL SETTINGS:	1 ft water = 0.62L		1L = 0.26 gallons		
Well ID: <u>SIIS</u>	DTW	MP-20	Refill: <u>13</u>	One Well Volume (liters)	Other: _____		
Sample ID: 1019- <u>25</u>	TOS	<u>YSD</u>	Discharge: <u>7</u>	Total Volume Bailed (liters)	Flow Setting: _____		
Date: <u>10/23/19</u>	Intake		Pressure: <u>90</u>				
Weather: <u>cloudy</u>	BOS		Flow: <u>250 mL/min</u>				
Filtered? <input checked="" type="checkbox"/> N	Total Depth						
Locked? <input checked="" type="checkbox"/> N							
Water in Protector? <input checked="" type="checkbox"/> N							
Damage? <input checked="" type="checkbox"/> N							
Sample Containers:	1000 ml Poly	500 ml Poly	250 ml Poly	125 ml Poly			
	500 ml HNO3 x2	500 ml H2SO4 x2	40 ml VOA x3 x6	1000 ml Amber			
	125 ml NaOH						

TIME	DTW	Temp.	Sp.Cond.	DO	pH	Eh	Turbidity	Q / Vol.
1650		9.88	918	5.80	7.60	30.8		
1655		9.87	920	1.09	7.57	10.4		
1658		9.95	923	0.41	7.69	-22.9		
1701		9.84	921	0.37	7.70	-29.8		
1704		9.84	920	0.32	7.71	-46.2		
1707		9.84	919	0.28	7.71	-48.0		
1710		9.83	919	0.25	7.72	-52.7	1.00	

Notes / Observations (color, odor, anomalies, etc):

Todd replaced lodex because "they were damaged."

Stabilization Parameters: pH/DO ± 0.2, SpC ± 10%, Temp ± 0.5°C, Turb. ± 10% or ≤ 5

SAMPLER: Sam Gruber
 Printed Name

[Signature]
 Signature

SCS ENGINEERS

2405 140th ave NE #107
Bellevue, WA 98005

(425) 746-4600

Groundwater Sampling Data Sheet

Project #: 04207033.12	Sampling Method: <u>Dedicated</u>	1.75" QED SamplePro	Bail	Peristaltic	Grab	Other
Site: Island Co. LF (CSWF)	Meter: <u>CONTROL SETTINGS:</u>	1 ft water = 0.62L		1L = 0.26 gallons		
Well ID: <u>EBD</u>	MP-20	Refill: <u>10</u>	One Well Volume (liters)		Other: _____	
Sample ID: <u>1019-26</u>	<u>YSI</u>	Discharge: <u>10</u>	Total Volume Bailed (liters)		Flow Setting: _____	
Date: <u>10/24/19</u>	BOS	Pressure: <u>100</u>	Flow: <u>100 mL/min</u>			
Weather: <u>cloudy</u>	Total Depth					
Filtered? <input checked="" type="checkbox"/> N	Locked? <input checked="" type="checkbox"/> N	Water in Protector? <input checked="" type="checkbox"/> N	Damage? <input checked="" type="checkbox"/> N			
Sample Containers:	1000 ml Poly	500 ml Poly	250 ml Poly	125 ml Poly		
	500 ml HNO3 x2	500 ml H2SO4 x2	40 ml VOA x3 x6	1000 ml Amber		
	125 ml NaOH					

TIME	DTW	Temp.	Sp.Cond.	DO	pH	Eh	Turbidity	Q / Vol.
953		10.54	555	2.14	6.05	313.0		
958		10.13	556	2.21	6.61	316.7		
1001		10.19	557	3.95	6.71	315.7		
1004		10.21	558	2.90	6.81	313.5		
1007		10.20	560	2.11	6.87	311.3		
1010		10.22	561	1.61	6.93	305.0		
1013		10.23	561	1.18	6.96	299.3	1.50	

Notes / Observations (color, odor, anomalies, etc):

Needs well cap

Stabilization Parameters: pH/DO ± 0.2, SpC ± 10%, Temp ± 0.5°C, Turb. ± 10% or ≤ 5

SAMPLER: Sam Gruber
Printed Name

[Signature]
Signature

SCS ENGINEERS

2405 140th ave NE #107

Bellevue, WA 98005

(425) 746-4600

Groundwater Sampling Data Sheet

Project #: 04207033.12

Site: Island Co. LF (CSWF)

Well ID: DOT

Sample ID: 1019-27

Date: 10/24/19

Weather: cloudy

Filtered? Y N

Locked? Y N

Water in Protector? Y N

Damage? Y N

Sample Containers:

1000 ml Poly	500 ml Poly	250 ml Poly	125 ml Poly
500 ml HNO3 x2	500 ml H2SO4 x2	40 ml VOA x3 x6	1000 ml Amber
125 ml NaOH			

Sampling Method: Dedicated [] 1.75" QED SamplePro [] Bail [] Peristaltic [] Grab [x] Other []

Meter: CONTROL SETTINGS: MP-20 YSI Refill [] Discharge [] Pressure [] Flow []

1 ft water = 0.62L 1L = 0.26 gallons

One Well Volume (liters) [] Other: []

Total Volume Bailed (liters) [] Flow Setting: []

TIME	DTW	Temp.	Sp.Cond.	DO	pH	Eh	Turbidity	Q / Vol.
1107		Began purge						
1117		11.45	719	0.80	7.61	59.9	1.38	

Notes / Observations (color, odor, anomalies, etc):

Meter: 0099890

Stabilization Parameters: pH/DO ± 0.2, SpC ± 10%, Temp ± 0.5°C, Turb. ± 10% or ≤ 5

SAMPLER: Sam Gaber
Printed Name

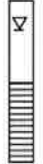

Signature

SCS ENGINEERS

2405 140th ave NE #107
Bellevue, WA 98005

(425) 746-4600

Groundwater Sampling Data Sheet

Project #: 04207033.12		Sampling Method: <u>Dedicated</u> Meter: <u>MP-20</u> <u>YSI</u>	1.75" QED SamplePro Bail Peristaltic Grab Other	CONTROL SETTINGS: Refill <u>10</u> Discharge <u>10</u> Pressure <u>100</u> Flow <u>100 ml/min</u>	1 ft water = 0.62L 1L = 0.26 gallons One Well Volume (liters) Total Volume Bailed (liters) Other: Flow Setting:
Site: Island Co. LF (CSWF)	DTW: <u>44.06</u>	TOS			
Well ID: <u>ESD</u>		Intake			
Sample ID: 1019-28		BOS			
Date: 10/24/19		Total Depth			
Weather: <u>cloudy</u>					
Filtered? <input checked="" type="checkbox"/> N	Locked? <input checked="" type="checkbox"/> N	Water in Protector? <input checked="" type="checkbox"/> N	Damage? <input checked="" type="checkbox"/> N		
Sample Containers:	1000 ml Poly	500 ml Poly	250 ml Poly	125 ml Poly	
	500 ml HNO3 x2	500 ml H2SO4 x2	40 ml VOA x3 x6	1000 ml Amber	
	125 ml NaOH				

TIME	DTW	Temp.	Sp.Cond.	DO	pH	Eh	Turbidity	Q / Vol.
1232		13.31	994	0.5	7.63	227.8		
1237		11.91	1191	4.01	7.33	225.3		
1240		11.72	1222	2.06	7.39	78.6		
1243		11.59	1252	1.12	7.48	-51.2		
1246		11.55	1268	0.89	7.50	-70.3		
1249		11.56	1272	0.78	7.50	-77.8		
1252		11.55	1273	0.70	7.50	-82.4	1.90	

Notes / Observations (color, odor, anomalies, etc):

Replaced gas connection on well.

WIS DTW: 109.77

Stabilization Parameters: pH/DO ± 0.2, SpC ± 10%, Temp ± 0.5°C, Turb. ± 10% or ≤ 5

SAMPLER: Sam Grater
Printed Name


Signature

SCS ENGINEERS

2405 140th ave NE #107

Bellevue, WA 98005

(425) 746-4600

Groundwater Sampling Data Sheet

Project #: 04207033.12	Sampling Method : Dedicated	1.75" QED SamplePro	Bail	Peristaltic	Grab	Other
Site: Island Co. LF (CSWF)	Meter: MP-20	CONTROL SETTINGS:		1 ft water = 0.62L		1L = 0.26 gallons
Well ID: 1019-29 WR1	YSI	Refill	/	One Well Volume (liters)	Other: /	
Sample ID: 1019-29		Discharge	/	Total Volume Bailed (liters)		Flow Setting: /
Date: 10/24/19		Pressure	/			
Weather: cloudy		Flow	/			

DTW / TOS / Intake / BOS / Total Depth

Filtered? N Locked? Y N Water in Protector? Y N Damage? Y N

Sample Containers:

1000 ml Poly	500 ml Poly	250 ml Poly	125 ml Poly
500 ml HNO3 x2	500 ml H2SO4 x2	40 ml VOA x3 x6	1000 ml Amber
125 ml NaOH			

TIME	DTW	Temp.	Sp.Cond.	DO	pH	Eh	Turbidity	Q / Vol.
1405		Began purge						
1415		11.27	884	3.32	7.52	230.8	1.55	

Notes / Observations (color, odor, anomalies, etc):

Stabilization Parameters: pH/DO \pm 0.2, SpC \pm 10%, Temp \pm 0.5°C, Turb. \pm 10% or \leq 5

SAMPLER: Sam Grabar
Printed Name

[Signature]
Signature

GROUNDWATER SAMPLING INSTRUMENT CALIBRATION DOCUMENTATION FORM

	Conductivity	pH4	pH 7	DO	Turbidity	Comments/Exceptions
Date	10/21/19					
Time	000 1015					
Weather (sky or precip, temp)	rainy					
Type of Calibration	Standard	Standard	Standard	Standard	Standard	
Standard Value	1413	4.01	7.00	100% or ~8.5	1000, 10, 0.2 800, 100, 20, <0.1	
Pre-Cal Reading	1440	4.06	7.05	10.5		
Post Cal Reading	1413	4.01	7.00	8.5		
Discrepancy	No					
Calib. Successful?	Yes					
Calibration by	SLO					
Instrument Type, ID	MP20 / YSI 556			MicoTPW / HACH2000		
Calibration Location	CSWF					

* If Direct Reading is Unavailable, Assume pressure = 760 mm - 2.5 (altitude in ft/100)

GROUNDWATER SAMPLING INSTRUMENT CALIBRATION DOCUMENTATION FORM

	Conductivity	pH4	pH 7	DO	Turbidity	Comments/Exceptions
Date	10/22/19					
Time	8:15					
Weather (sky or precip, temp)	clear 30°C					
Type of Calibration	Standard	Standard	Standard	Standard	Standard	
Standard Value	1413	4.01	7.00	100% or ~8.5	1000, 10, 0.2 800, 100, 20, <0.1	
Pre-Cal Reading	1413.5	3.95	6.77			
Post Cal Reading	1398	3.95 4.01	6.70	8.5		
Discrepancy	No					
Calib. Successful?	Yes					
Calibration by	SEB					
Instrument Type, ID	MP20 / YSI 556			MicoTPW / HACH2000		
Calibration Location	CSWF					

* If Direct Reading is Unavailable, Assume pressure = 760 mm - 2.5 (altitude in ft/100)

GROUNDWATER SAMPLING INSTRUMENT CALIBRATION DOCUMENTATION FORM

	Conductivity	pH4	pH 7	DO	Turbidity	Comments/Exceptions
Date	10/23/19					
Time	800					
Weather (sky or precip, temp)	cloudy					
Type of Calibration	Standard	Standard	Standard	Standard	Standard	
Standard Value	1413	4.01	7.00	100% or ~8.5	1000, 10, 0.2 800, 100, 20, <0.1	
Pre-Cal Reading	1431	4.35	6.40	10.5		
Post Cal Reading	1413	4.01	7.00	8.5		
Discrepancy	No					
Calib. Successful?	yes					
Calibration by	SEB					
Instrument Type, ID	MP20 / YSI 556			MicoTPW / HACH2000		
Calibration Location	CSWF					

* If Direct Reading is Unavailable, Assume pressure = 760 mm - 2.5 (altitude in ft/100)

GROUNDWATER SAMPLING INSTRUMENT CALIBRATION DOCUMENTATION FORM

	Conductivity	pH4	pH 7	DO	Turbidity	Comments/Exceptions
Date	900					
Time	10/24/19 ↗					
Weather (sky or precip, temp)	cloudy					
Type of Calibration	Standard	Standard	Standard	Standard	Standard	
Standard Value	1413	4.01	7.00	100% or ~8.5	1000, 10, 0.2 800, 100, 20, <0.1	
Pre-Cal Reading	1442	4.44	6.51			
Post Cal Reading	1417	4.01	7.00	8.5		
Discrepancy	No					
Calib. Successful?	Yes					
Calibration by	SEB					
Instrument Type, ID	MP20 / YSI 556			MicoTPW / HACH2000		
Calibration Location	CSWF					

* If Direct Reading is Unavailable, Assume pressure = 760 mm - 2.5 (altitude in ft/100)

SCS FIELD SERVICES

DAILY LOG

JOB NO. 04207033.11 **TASK NO.** 1,2,3 **DATE** 10-28-19 **PROJECT NAME** Island County Landfill
TEMP 46 **BARO** 29.75 **WIND** 1 MPH W **WEATHER** Clear

SCS-FS LABOR	HOURS	OT			HOURS	OT
Simon Garibaldo	8	2	Project Foreman		10	
			DAILY TOTAL		10	
EQUIP, SVCS, MTLs, MLG	QTY	UNITS			QTY	UNITS
Service Truck	1	\$18.50 Hourly	SCS Field Service		10	\$185.00
Gem - 2000	1	\$185.00 Daily	SCS Field Service		1	\$185.00
INSTRUMENT CALIBRATION (CAL. GAS)		CH4 (%-VOL)	O2 (%-VOL)	CO2 (%-VOL)		
MODEL	S/N					
Gem - 2000	10772	50%	20.9%	35.0%		
Flare Station	Hours	Amps	Condensate Trap Level	Header	Capsuhelic Gauge	Valve Position
Blower # 1	72744	3.3	7.30"	SV	4.5"	50% Open
Blower # 2	2302	3.2		LFG	1.9"	50% Open
Propane Tank Level	Propane Line PSI					
75% Full	12					
SUMMARY	0800 SDG onsite to perform the Qlty monitoring.					
	0830 Calibration of the Gem - 2000.					
	0843 SDG Monitoring the Probes, Extraction Wells.					

PREPARED BY: Simon Garibaldo ACCEPTED BY: _____

LANDFILL GAS MONITORING
GEM 2000 CALIBRATION AND PERTINENT DATA

Date: 10-28-19

Site Name: Island County Landfill

Technician: Simon Garibaldo

Job No.04207033.11

WEATHER OBSERVATIONS

Wind Speed: 1 MPH Wind Direction: W Barometric Pressure: 30.06" Hg

Air Temperature: 46F General Weather Conditions: Clear

CALIBRATION INFORMATION

Pre-monitoring Calibration Precision Check

Procedure: Calibrate the instrument. Make a total of three measurements by alternating zero air and the calibration gas. Record the readings and calculate the average algebraic difference between the instrument reading and the calibration gas as a percentage. The calibration precision must be less than or equal to 2% of the calibration gas value.

Instrument Serial No. 10772


Calibration Gas: %CH4 - 50.0% %CO2 - 35.0% %O2 - 20.9%

Time	CH4	CO2	O2
08:15	49.9%	35.0%	20.9%

Post-monitoring Calibration Check

Time	CH4	CO2	O2
16:25	50.0%	34.9%	20.9%

NOTES:



Appendix B
2019 Analytical Data Validation
& Laboratory Reports



DATA VALIDATION REPORT – ISLAND COUNTY CSWF 1Q 2019

Project Details

Project No.	04207033.12	Site Name	Island County Coupeville SWF
Data Validator	Travis Berndahl	Data Level	Level II
Date	4/3/2018	DV Tier	Tier I
QA Document	CSWF Groundwater Sampling, Analysis, and Quality Assurance Project Plan (Revised September 2007)		

Sample Login Summary

Sample Group	Sample Login Comments	Analytical Lab (Primary)
580-83633-1	The following samples were received outside of holding time for 300.0 Nitrate, Nitrate therefore the client requested we run these by 353.2: 0119-01 (580-82633-1), 0119-02 (580-82633-2), 0119-03 (580-82633-3), 0119-04 (580-82633-4), 0119-05 (580-82633-5) and 0119-06 (580-82633-6). Method 8260C: Sample 0119-05 (580-82633-5) was diluted to bring the concentration of the target analytes within calibration range; elevated reporting limits (RLs) are provided.	Test America

Analytical Summary

Sample Group	Analyses						
	Metals	Ns, COD	VOCs	Ions/TDS	Alk	TOC	Herbicides
580-83633-1	X	X	X	X	X	X	-

X = Analysis performed on at least one sample in sample group.

- = Analysis not performed on any sample in sample group.

Laboratory Quality Assurance Samples

Lab QA Samples	Results	Comments
Method Blank	Acceptable	No Comments.
LCS/LCSD	Acceptable	See case narrative (580-82633-1)
Duplicates	Acceptable	No Comments.
MS/MSD	Acceptable	See case narrative (580-82633-1)

Field Quality Assurance Samples

Field QA Samples	Sample Group	Analytes	Notes
Field Replicates		See below.	See detailed results below.
Trip Blank	580-83633-1	N/A	No Detections.

Detailed Field Replicate Evaluation

Analyte	Units	N2D (0119-10)	N2D DUP (0119-11)	RPD (%)
Alkalinity	mg/L	470	470	0.00
Arsenic	mg/L	0.0036	0.0035	2.82
Barium	mg/L	0.032	0.032	0.00
Bicarbonate	mg/L	470	470	0.00
Calcium	mg/L	120	110	8.70
Chemical Oxygen Demand	mg/L	28	27	3.64
Chloride	mg/L	67	66	1.50
Chromium	mg/L	0.0004U	0.00049	NA
Magnesium	mg/L	78	75	3.92
Nickel	mg/L	0.0047	0.0052	10.10
Nitrate/Nitrite, Total	mg/L	0.72	0.72	0.00
Potassium	mg/L	9.1	8.7	4.49
Sodium	mg/L	43	41	4.76
Sulfate	mg/L	70	70	0.00
Total Dissolved Solids	mg/L	610	690	12.31
Total Organic Carbon	mg/L	1.6	1.5	6.45

Lab Qualifier Definitions

Lab Qualifiers	Description	Lab Group
*	LCS or LCSD is outside acceptance limits. RPD of the LCS and LCSD exceed the control limits.	580-83633-1
F1	MS and/or MSD Recovery is outside acceptance limits.	580-83633-1
J	Result is less than the RL but greater than or equal to the MDL and the concentration is an approximate value.	580-83633-1

Qualified Data and Usability

Lab qualifiers are noted. All data, as qualified, are acceptable for use.

TestAmerica

THE LEADER IN ENVIRONMENTAL TESTING

ANALYTICAL REPORT

TestAmerica Laboratories, Inc.

TestAmerica Seattle
5755 8th Street East
Tacoma, WA 98424
Tel: (253)922-2310

TestAmerica Job ID: 580-83633-1

Client Project/Site: Coupeville SWF 1st Quarter 2019

For:

SCS Engineers
2405 140th Avenue NE
Suite 107
Bellevue, Washington 98005-1877

Attn: Mr. Dan Venchiarutti

M. Elaine Walker

Authorized for release by:
2/15/2019 2:36:14 PM

Elaine Walker, Project Manager II
(253)248-4972

elaine.walker@testamericainc.com

Designee for

Kayse Zalmai, Project Manager I
(253)922-2310

kayse.zalmai@testamericainc.com

LINKS

Review your project
results through
TotalAccess

Have a Question?



Visit us at:
www.testamericainc.com

This report has been electronically signed and authorized by the signatory. Electronic signature is intended to be the legally binding equivalent of a traditionally handwritten signature.

Results relate only to the items tested and the sample(s) as received by the laboratory.

1

2

3

4

5

6

7

8

9

10

11



Table of Contents

Cover Page	1
Table of Contents	2
Case Narrative	3
Definitions	4
Client Sample Results	5
QC Sample Results	32
Chronicle	52
Certification Summary	58
Sample Summary	60
Chain of Custody	61
Receipt Checklists	66

Case Narrative

Client: SCS Engineers
Project/Site: Coupeville SWF 1st Quarter 2019

TestAmerica Job ID: 580-83633-1

Job ID: 580-83633-1

Laboratory: TestAmerica Seattle

Narrative

Job Narrative 580-83633-1

Receipt

Thirteen samples were received on 1/31/2019 12:30 PM; the samples arrived in good condition, properly preserved and, where required, on ice. The temperatures of the 4 coolers at receipt time were 1.1° C, 1.4° C, 2.2° C and 2.4° C.

Receipt Exceptions

The following samples were received outside of holding time for 300.0 Nitrate, Nitrate therefore the client requested we run these by 353.2: 0119-01 (580-83633-1), 0119-02 (580-83633-2), 0119-03 (580-83633-3), 0119-04 (580-83633-4), 0119-05 (580-83633-5) and 0119-06 (580-83633-6). All samples run within hold for 300.0 Nitrate, Nitrite will be reported under the 300 method.

GC/MS VOA

Method(s) 8260C: The following sample was diluted to bring the concentration of target analytes within the calibration range: 0119-05 (580-83633-5). Elevated reporting limits (RLs) are provided.

Method(s) 8260C: The laboratory control sample (LCS) and / or laboratory control sample duplicate (LCSD) for analytical batch 580-294395 recovered outside control limits for the following analyte: Vinyl acetate. This analyte was biased high in the LCS and was not detected in the associated samples; therefore, the data have been reported.

No additional analytical or quality issues were noted, other than those described above or in the Definitions/Glossary page.

Metals

No analytical or quality issues were noted, other than those described in the Definitions/Glossary page.

General Chemistry

No analytical or quality issues were noted, other than those described in the Definitions/Glossary page.

Definitions/Glossary

Client: SCS Engineers
Project/Site: Coupeville SWF 1st Quarter 2019

TestAmerica Job ID: 580-83633-1

Qualifiers

GC/MS VOA

Qualifier	Qualifier Description
*	LCS or LCSD is outside acceptance limits.
J	Result is less than the RL but greater than or equal to the MDL and the concentration is an approximate value.

General Chemistry

Qualifier	Qualifier Description
F1	MS and/or MSD Recovery is outside acceptance limits.

Glossary

Abbreviation	These commonly used abbreviations may or may not be present in this report.
α	Listed under the "D" column to designate that the result is reported on a dry weight basis
%R	Percent Recovery
CFL	Contains Free Liquid
CNF	Contains No Free Liquid
DER	Duplicate Error Ratio (normalized absolute difference)
Dil Fac	Dilution Factor
DL	Detection Limit (DoD/DOE)
DL, RA, RE, IN	Indicates a Dilution, Re-analysis, Re-extraction, or additional Initial metals/anion analysis of the sample
DLC	Decision Level Concentration (Radiochemistry)
EDL	Estimated Detection Limit (Dioxin)
LOD	Limit of Detection (DoD/DOE)
LOQ	Limit of Quantitation (DoD/DOE)
MDA	Minimum Detectable Activity (Radiochemistry)
MDC	Minimum Detectable Concentration (Radiochemistry)
MDL	Method Detection Limit
ML	Minimum Level (Dioxin)
NC	Not Calculated
ND	Not Detected at the reporting limit (or MDL or EDL if shown)
PQL	Practical Quantitation Limit
QC	Quality Control
RER	Relative Error Ratio (Radiochemistry)
RL	Reporting Limit or Requested Limit (Radiochemistry)
RPD	Relative Percent Difference, a measure of the relative difference between two points
TEF	Toxicity Equivalent Factor (Dioxin)
TEQ	Toxicity Equivalent Quotient (Dioxin)

Client Sample Results

Client: SCS Engineers
 Project/Site: Coupeville SWF 1st Quarter 2019

TestAmerica Job ID: 580-83633-1

Client Sample ID: 0119-01

Lab Sample ID: 580-83633-1

Date Collected: 01/29/19 11:00

Matrix: Water

Date Received: 01/31/19 12:30

Method: 8260C - Volatile Organic Compounds (GC/MS)

Analyte	Result	Qualifier	RL	MDL	Unit	D	Prepared	Analyzed	Dil Fac
1,1,1,2-Tetrachloroethane	ND		0.30		ug/L			02/01/19 19:32	1
1,1,1-Trichloroethane	ND		0.20		ug/L			02/01/19 19:32	1
1,1,2,2-Tetrachloroethane	ND		0.20		ug/L			02/01/19 19:32	1
1,1,2-Trichloroethane	ND		0.20		ug/L			02/01/19 19:32	1
1,1-Dichloroethane	ND		0.20		ug/L			02/01/19 19:32	1
1,1-Dichloroethene	ND		0.20		ug/L			02/01/19 19:32	1
1,2,3-Trichloropropane	ND		0.20		ug/L			02/01/19 19:32	1
1,2-Dibromo-3-Chloropropane	ND		2.0		ug/L			02/01/19 19:32	1
1,2-Dibromoethane	ND		0.10		ug/L			02/01/19 19:32	1
1,2-Dichlorobenzene	ND		0.30		ug/L			02/01/19 19:32	1
1,2-Dichloroethane	ND		0.20		ug/L			02/01/19 19:32	1
1,2-Dichloropropane	ND		0.20		ug/L			02/01/19 19:32	1
1,4-Dichlorobenzene	ND		0.30		ug/L			02/01/19 19:32	1
2-Butanone	ND		10		ug/L			02/01/19 19:32	1
2-Hexanone	ND		3.0		ug/L			02/01/19 19:32	1
4-Methyl-2-pentanone	ND		5.0		ug/L			02/01/19 19:32	1
Acetone	ND		6.0		ug/L			02/01/19 19:32	1
Acrylonitrile	ND		10		ug/L			02/01/19 19:32	1
Benzene	ND		0.20		ug/L			02/01/19 19:32	1
Bromochloromethane	ND		0.20		ug/L			02/01/19 19:32	1
Bromodichloromethane	ND		0.20		ug/L			02/01/19 19:32	1
Bromoform	ND		0.50		ug/L			02/01/19 19:32	1
Bromomethane	ND		0.50		ug/L			02/01/19 19:32	1
Carbon disulfide	ND		0.30		ug/L			02/01/19 19:32	1
Carbon tetrachloride	ND		0.20		ug/L			02/01/19 19:32	1
Chlorobenzene	ND		0.20		ug/L			02/01/19 19:32	1
Chloroethane	ND		0.50		ug/L			02/01/19 19:32	1
Chloroform	ND		0.20		ug/L			02/01/19 19:32	1
Chloromethane	ND		0.50		ug/L			02/01/19 19:32	1
cis-1,2-Dichloroethene	ND		0.20		ug/L			02/01/19 19:32	1
cis-1,3-Dichloropropene	ND		0.20		ug/L			02/01/19 19:32	1
Dibromochloromethane	ND		0.20		ug/L			02/01/19 19:32	1
Dibromomethane	ND		0.20		ug/L			02/01/19 19:32	1
Ethylbenzene	ND		0.20		ug/L			02/01/19 19:32	1
m,p-Xylene	ND		0.50		ug/L			02/01/19 19:32	1
Methyl iodide	ND		0.50		ug/L			02/01/19 19:32	1
Methylene Chloride	ND		5.0		ug/L			02/01/19 19:32	1
o-Xylene	ND		0.50		ug/L			02/01/19 19:32	1
Styrene	ND		0.50		ug/L			02/01/19 19:32	1
Tetrachloroethene	ND		0.50		ug/L			02/01/19 19:32	1
Toluene	ND		0.20		ug/L			02/01/19 19:32	1
trans-1,2-Dichloroethene	ND		0.20		ug/L			02/01/19 19:32	1
trans-1,3-Dichloropropene	ND		0.20		ug/L			02/01/19 19:32	1
trans-1,4-Dichloro-2-butene	ND		2.0		ug/L			02/01/19 19:32	1
Trichloroethene	ND		0.20		ug/L			02/01/19 19:32	1
Trichlorofluoromethane	ND		0.50		ug/L			02/01/19 19:32	1
Vinyl acetate	ND		1.0		ug/L			02/01/19 19:32	1
Vinyl chloride	ND		0.020		ug/L			02/01/19 19:32	1

TestAmerica Seattle

Client Sample Results

Client: SCS Engineers
Project/Site: Coupeville SWF 1st Quarter 2019

TestAmerica Job ID: 580-83633-1

Client Sample ID: 0119-01

Lab Sample ID: 580-83633-1

Date Collected: 01/29/19 11:00

Matrix: Water

Date Received: 01/31/19 12:30

Surrogate	%Recovery	Qualifier	Limits	Prepared	Analyzed	Dil Fac
1,2-Dichloroethane-d4 (Surr)	106		80 - 120		02/01/19 19:32	1
4-Bromofluorobenzene (Surr)	100		80 - 120		02/01/19 19:32	1
Dibromofluoromethane (Surr)	100		80 - 120		02/01/19 19:32	1
Toluene-d8 (Surr)	105		75 - 125		02/01/19 19:32	1
Trifluorotoluene (Surr)	115		80 - 120		02/01/19 19:32	1

Method: 6010C - Metals (ICP) - Dissolved

Analyte	Result	Qualifier	RL	MDL	Unit	D	Prepared	Analyzed	Dil Fac
Calcium	150		1.1		mg/L		02/08/19 10:20	02/12/19 11:20	1
Iron	1.7		0.30		mg/L		02/08/19 10:20	02/12/19 11:20	1
Magnesium	71		1.1		mg/L		02/08/19 10:20	02/12/19 11:20	1
Manganese	0.23		0.020		mg/L		02/08/19 10:20	02/12/19 11:20	1
Potassium	7.8		3.3		mg/L		02/08/19 10:20	02/12/19 11:20	1
Sodium	32		2.0		mg/L		02/08/19 10:20	02/12/19 11:20	1

Method: 6020A - Metals (ICP/MS) - Total Recoverable

Analyte	Result	Qualifier	RL	MDL	Unit	D	Prepared	Analyzed	Dil Fac
Antimony	ND		0.00040		mg/L		02/06/19 14:12	02/07/19 12:19	1
Arsenic	0.0063		0.0010		mg/L		02/06/19 14:12	02/07/19 12:19	1
Barium	0.073		0.0012		mg/L		02/06/19 14:12	02/07/19 12:19	1
Beryllium	ND		0.00040		mg/L		02/06/19 14:12	02/07/19 12:19	1
Cadmium	ND		0.00040		mg/L		02/06/19 14:12	02/07/19 12:19	1
Chromium	ND		0.00040		mg/L		02/06/19 14:12	02/07/19 12:19	1
Cobalt	ND		0.00040		mg/L		02/06/19 14:12	02/07/19 12:19	1
Copper	ND		0.0020		mg/L		02/06/19 14:12	02/07/19 12:19	1
Lead	ND		0.00080		mg/L		02/06/19 14:12	02/07/19 12:19	1
Nickel	ND		0.0030		mg/L		02/06/19 14:12	02/07/19 12:19	1
Selenium	ND		0.0080		mg/L		02/06/19 14:12	02/07/19 12:19	1
Silver	ND		0.00040		mg/L		02/06/19 14:12	02/07/19 12:19	1
Thallium	ND		0.0010		mg/L		02/06/19 14:12	02/07/19 12:19	1
Vanadium	ND		0.0040		mg/L		02/06/19 14:12	02/07/19 12:19	1
Zinc	ND		0.0070		mg/L		02/06/19 14:12	02/07/19 12:19	1

General Chemistry

Analyte	Result	Qualifier	RL	MDL	Unit	D	Prepared	Analyzed	Dil Fac
Fluoride	ND		0.20		mg/L			01/31/19 18:57	1
Chloride	21		0.90		mg/L			01/31/19 18:57	1
Sulfate	23		1.2		mg/L			01/31/19 18:57	1
Ammonia	10		0.50		mg/L		02/13/19 12:42	02/14/19 09:20	1
Nitrate Nitrite as N	ND	F1	0.15		mg/L			02/06/19 13:10	1
Total Organic Carbon	1.3		1.0		mg/L			02/14/19 13:16	1
Analyte	Result	Qualifier	RL	RL	Unit	D	Prepared	Analyzed	Dil Fac
Alkalinity	650		5.0		mg/L			02/07/19 10:14	1
Bicarbonate Alkalinity as CaCO3	650		5.0		mg/L			02/07/19 10:14	1
Carbonate Alkalinity as CaCO3	ND		5.0		mg/L			02/07/19 10:14	1
Hydroxide Alkalinity as CaCO3	ND		5.0		mg/L			02/07/19 10:14	1
Total Dissolved Solids	570		10		mg/L			02/05/19 11:11	1
Chemical Oxygen Demand	23	F1	10		mg/L		02/05/19 10:17	02/05/19 10:17	1

TestAmerica Seattle

Client Sample Results

Client: SCS Engineers
Project/Site: Coupeville SWF 1st Quarter 2019

TestAmerica Job ID: 580-83633-1

Client Sample ID: 0119-02

Date Collected: 01/29/19 12:13

Date Received: 01/31/19 12:30

Lab Sample ID: 580-83633-2

Matrix: Water

Method: 8260C - Volatile Organic Compounds (GC/MS)

Analyte	Result	Qualifier	RL	MDL	Unit	D	Prepared	Analyzed	Dil Fac
1,1,1,2-Tetrachloroethane	ND		0.30		ug/L			02/01/19 19:58	1
1,1,1-Trichloroethane	ND		0.20		ug/L			02/01/19 19:58	1
1,1,2,2-Tetrachloroethane	ND		0.20		ug/L			02/01/19 19:58	1
1,1,2-Trichloroethane	ND		0.20		ug/L			02/01/19 19:58	1
1,1-Dichloroethane	ND		0.20		ug/L			02/01/19 19:58	1
1,1-Dichloroethene	ND		0.20		ug/L			02/01/19 19:58	1
1,2,3-Trichloropropane	ND		0.20		ug/L			02/01/19 19:58	1
1,2-Dibromo-3-Chloropropane	ND		2.0		ug/L			02/01/19 19:58	1
1,2-Dibromoethane	ND		0.10		ug/L			02/01/19 19:58	1
1,2-Dichlorobenzene	ND		0.30		ug/L			02/01/19 19:58	1
1,2-Dichloroethane	ND		0.20		ug/L			02/01/19 19:58	1
1,2-Dichloropropane	ND		0.20		ug/L			02/01/19 19:58	1
1,4-Dichlorobenzene	ND		0.30		ug/L			02/01/19 19:58	1
2-Butanone	ND		10		ug/L			02/01/19 19:58	1
2-Hexanone	ND		3.0		ug/L			02/01/19 19:58	1
4-Methyl-2-pentanone	ND		5.0		ug/L			02/01/19 19:58	1
Acetone	ND		6.0		ug/L			02/01/19 19:58	1
Acrylonitrile	ND		10		ug/L			02/01/19 19:58	1
Benzene	ND		0.20		ug/L			02/01/19 19:58	1
Bromochloromethane	ND		0.20		ug/L			02/01/19 19:58	1
Bromodichloromethane	ND		0.20		ug/L			02/01/19 19:58	1
Bromoform	ND		0.50		ug/L			02/01/19 19:58	1
Bromomethane	ND		0.50		ug/L			02/01/19 19:58	1
Carbon disulfide	ND		0.30		ug/L			02/01/19 19:58	1
Carbon tetrachloride	ND		0.20		ug/L			02/01/19 19:58	1
Chlorobenzene	ND		0.20		ug/L			02/01/19 19:58	1
Chloroethane	ND		0.50		ug/L			02/01/19 19:58	1
Chloroform	ND		0.20		ug/L			02/01/19 19:58	1
Chloromethane	ND		0.50		ug/L			02/01/19 19:58	1
cis-1,2-Dichloroethene	ND		0.20		ug/L			02/01/19 19:58	1
cis-1,3-Dichloropropene	ND		0.20		ug/L			02/01/19 19:58	1
Dibromochloromethane	ND		0.20		ug/L			02/01/19 19:58	1
Dibromomethane	ND		0.20		ug/L			02/01/19 19:58	1
Ethylbenzene	ND		0.20		ug/L			02/01/19 19:58	1
m,p-Xylene	ND		0.50		ug/L			02/01/19 19:58	1
Methyl iodide	ND		0.50		ug/L			02/01/19 19:58	1
Methylene Chloride	ND		5.0		ug/L			02/01/19 19:58	1
o-Xylene	ND		0.50		ug/L			02/01/19 19:58	1
Styrene	ND		0.50		ug/L			02/01/19 19:58	1
Tetrachloroethene	ND		0.50		ug/L			02/01/19 19:58	1
Toluene	ND		0.20		ug/L			02/01/19 19:58	1
trans-1,2-Dichloroethene	ND		0.20		ug/L			02/01/19 19:58	1
trans-1,3-Dichloropropene	ND		0.20		ug/L			02/01/19 19:58	1
trans-1,4-Dichloro-2-butene	ND		2.0		ug/L			02/01/19 19:58	1
Trichloroethene	ND		0.20		ug/L			02/01/19 19:58	1
Trichlorofluoromethane	ND		0.50		ug/L			02/01/19 19:58	1
Vinyl acetate	ND		1.0		ug/L			02/01/19 19:58	1
Vinyl chloride	ND		0.020		ug/L			02/01/19 19:58	1

TestAmerica Seattle

Client Sample Results

Client: SCS Engineers
Project/Site: Coupeville SWF 1st Quarter 2019

TestAmerica Job ID: 580-83633-1

Client Sample ID: 0119-02

Date Collected: 01/29/19 12:13

Date Received: 01/31/19 12:30

Lab Sample ID: 580-83633-2

Matrix: Water

<u>Surrogate</u>	<u>%Recovery</u>	<u>Qualifier</u>	<u>Limits</u>	<u>Prepared</u>	<u>Analyzed</u>	<u>Dil Fac</u>
1,2-Dichloroethane-d4 (Surr)	107		80 - 120		02/01/19 19:58	1
4-Bromofluorobenzene (Surr)	102		80 - 120		02/01/19 19:58	1
Dibromofluoromethane (Surr)	99		80 - 120		02/01/19 19:58	1
Toluene-d8 (Surr)	102		75 - 125		02/01/19 19:58	1
Trifluorotoluene (Surr)	106		80 - 120		02/01/19 19:58	1

Client Sample Results

Client: SCS Engineers
Project/Site: Coupeville SWF 1st Quarter 2019

TestAmerica Job ID: 580-83633-1

Client Sample ID: 0119-03

Date Collected: 01/29/19 13:03

Date Received: 01/31/19 12:30

Lab Sample ID: 580-83633-3

Matrix: Water

Method: 8260C - Volatile Organic Compounds (GC/MS)

Analyte	Result	Qualifier	RL	MDL	Unit	D	Prepared	Analyzed	Dil Fac
1,1,1,2-Tetrachloroethane	ND		0.30		ug/L			02/01/19 20:25	1
1,1,1-Trichloroethane	ND		0.20		ug/L			02/01/19 20:25	1
1,1,2,2-Tetrachloroethane	ND		0.20		ug/L			02/01/19 20:25	1
1,1,2-Trichloroethane	ND		0.20		ug/L			02/01/19 20:25	1
1,1-Dichloroethane	ND		0.20		ug/L			02/01/19 20:25	1
1,1-Dichloroethene	ND		0.20		ug/L			02/01/19 20:25	1
1,2,3-Trichloropropane	ND		0.20		ug/L			02/01/19 20:25	1
1,2-Dibromo-3-Chloropropane	ND		2.0		ug/L			02/01/19 20:25	1
1,2-Dibromoethane	ND		0.10		ug/L			02/01/19 20:25	1
1,2-Dichlorobenzene	ND		0.30		ug/L			02/01/19 20:25	1
1,2-Dichloroethane	ND		0.20		ug/L			02/01/19 20:25	1
1,2-Dichloropropane	ND		0.20		ug/L			02/01/19 20:25	1
1,4-Dichlorobenzene	ND		0.30		ug/L			02/01/19 20:25	1
2-Butanone	ND		10		ug/L			02/01/19 20:25	1
2-Hexanone	ND		3.0		ug/L			02/01/19 20:25	1
4-Methyl-2-pentanone	ND		5.0		ug/L			02/01/19 20:25	1
Acetone	ND		6.0		ug/L			02/01/19 20:25	1
Acrylonitrile	ND		10		ug/L			02/01/19 20:25	1
Benzene	ND		0.20		ug/L			02/01/19 20:25	1
Bromochloromethane	ND		0.20		ug/L			02/01/19 20:25	1
Bromodichloromethane	ND		0.20		ug/L			02/01/19 20:25	1
Bromoform	ND		0.50		ug/L			02/01/19 20:25	1
Bromomethane	ND		0.50		ug/L			02/01/19 20:25	1
Carbon disulfide	ND		0.30		ug/L			02/01/19 20:25	1
Carbon tetrachloride	ND		0.20		ug/L			02/01/19 20:25	1
Chlorobenzene	ND		0.20		ug/L			02/01/19 20:25	1
Chloroethane	ND		0.50		ug/L			02/01/19 20:25	1
Chloroform	ND		0.20		ug/L			02/01/19 20:25	1
Chloromethane	ND		0.50		ug/L			02/01/19 20:25	1
cis-1,2-Dichloroethene	ND		0.20		ug/L			02/01/19 20:25	1
cis-1,3-Dichloropropene	ND		0.20		ug/L			02/01/19 20:25	1
Dibromochloromethane	ND		0.20		ug/L			02/01/19 20:25	1
Dibromomethane	ND		0.20		ug/L			02/01/19 20:25	1
Ethylbenzene	ND		0.20		ug/L			02/01/19 20:25	1
m,p-Xylene	ND		0.50		ug/L			02/01/19 20:25	1
Methyl iodide	ND		0.50		ug/L			02/01/19 20:25	1
Methylene Chloride	ND		5.0		ug/L			02/01/19 20:25	1
o-Xylene	ND		0.50		ug/L			02/01/19 20:25	1
Styrene	ND		0.50		ug/L			02/01/19 20:25	1
Tetrachloroethene	ND		0.50		ug/L			02/01/19 20:25	1
Toluene	ND		0.20		ug/L			02/01/19 20:25	1
trans-1,2-Dichloroethene	ND		0.20		ug/L			02/01/19 20:25	1
trans-1,3-Dichloropropene	ND		0.20		ug/L			02/01/19 20:25	1
trans-1,4-Dichloro-2-butene	ND		2.0		ug/L			02/01/19 20:25	1
Trichloroethene	ND		0.20		ug/L			02/01/19 20:25	1
Trichlorofluoromethane	ND		0.50		ug/L			02/01/19 20:25	1
Vinyl acetate	ND		1.0		ug/L			02/01/19 20:25	1
Vinyl chloride	ND		0.020		ug/L			02/01/19 20:25	1

TestAmerica Seattle

Client Sample Results

Client: SCS Engineers
Project/Site: Coupeville SWF 1st Quarter 2019

TestAmerica Job ID: 580-83633-1

Client Sample ID: 0119-03

Lab Sample ID: 580-83633-3

Date Collected: 01/29/19 13:03

Matrix: Water

Date Received: 01/31/19 12:30

Surrogate	%Recovery	Qualifier	Limits	Prepared	Analyzed	Dil Fac
1,2-Dichloroethane-d4 (Surr)	106		80 - 120		02/01/19 20:25	1
4-Bromofluorobenzene (Surr)	99		80 - 120		02/01/19 20:25	1
Dibromofluoromethane (Surr)	99		80 - 120		02/01/19 20:25	1
Toluene-d8 (Surr)	103		75 - 125		02/01/19 20:25	1
Trifluorotoluene (Surr)	111		80 - 120		02/01/19 20:25	1

Method: 6010C - Metals (ICP) - Dissolved

Analyte	Result	Qualifier	RL	MDL	Unit	D	Prepared	Analyzed	Dil Fac
Calcium	52		1.1		mg/L		02/08/19 10:20	02/12/19 11:23	1
Iron	1.6		0.30		mg/L		02/08/19 10:20	02/12/19 11:23	1
Magnesium	27		1.1		mg/L		02/08/19 10:20	02/12/19 11:23	1
Manganese	0.34		0.020		mg/L		02/08/19 10:20	02/12/19 11:23	1
Potassium	6.2		3.3		mg/L		02/08/19 10:20	02/12/19 11:23	1
Sodium	25		2.0		mg/L		02/08/19 10:20	02/12/19 11:23	1

Method: 6020A - Metals (ICP/MS) - Total Recoverable

Analyte	Result	Qualifier	RL	MDL	Unit	D	Prepared	Analyzed	Dil Fac
Antimony	ND		0.00040		mg/L		02/06/19 14:12	02/07/19 12:23	1
Arsenic	0.0042		0.0010		mg/L		02/06/19 14:12	02/07/19 12:23	1
Barium	0.079		0.0012		mg/L		02/06/19 14:12	02/07/19 12:23	1
Beryllium	ND		0.00040		mg/L		02/06/19 14:12	02/07/19 12:23	1
Cadmium	ND		0.00040		mg/L		02/06/19 14:12	02/07/19 12:23	1
Chromium	ND		0.00040		mg/L		02/06/19 14:12	02/07/19 12:23	1
Cobalt	ND		0.00040		mg/L		02/06/19 14:12	02/07/19 12:23	1
Copper	ND		0.0020		mg/L		02/06/19 14:12	02/07/19 12:23	1
Lead	ND		0.00080		mg/L		02/06/19 14:12	02/07/19 12:23	1
Nickel	ND		0.0030		mg/L		02/06/19 14:12	02/07/19 12:23	1
Selenium	ND		0.0080		mg/L		02/06/19 14:12	02/07/19 12:23	1
Silver	ND		0.00040		mg/L		02/06/19 14:12	02/07/19 12:23	1
Thallium	ND		0.0010		mg/L		02/06/19 14:12	02/07/19 12:23	1
Vanadium	ND		0.0040		mg/L		02/06/19 14:12	02/07/19 12:23	1
Zinc	ND		0.0070		mg/L		02/06/19 14:12	02/07/19 12:23	1

General Chemistry

Analyte	Result	Qualifier	RL	MDL	Unit	D	Prepared	Analyzed	Dil Fac
Fluoride	ND		0.20		mg/L			01/31/19 19:09	1
Chloride	14		0.90		mg/L			01/31/19 19:09	1
Sulfate	26		1.2		mg/L			01/31/19 19:09	1
Ammonia	ND		0.50		mg/L		02/13/19 12:42	02/14/19 09:20	1
Nitrate Nitrite as N	ND		0.15		mg/L			02/06/19 13:15	1
Total Organic Carbon	ND		1.0		mg/L			02/14/19 13:16	1
Analyte	Result	Qualifier	RL	RL	Unit	D	Prepared	Analyzed	Dil Fac
Alkalinity	240		5.0		mg/L			02/07/19 10:14	1
Bicarbonate Alkalinity as CaCO3	240		5.0		mg/L			02/07/19 10:14	1
Carbonate Alkalinity as CaCO3	ND		5.0		mg/L			02/07/19 10:14	1
Hydroxide Alkalinity as CaCO3	ND		5.0		mg/L			02/07/19 10:14	1
Total Dissolved Solids	220		10		mg/L			02/05/19 11:11	1
Chemical Oxygen Demand	21		10		mg/L		02/05/19 10:17	02/05/19 10:17	1

TestAmerica Seattle

Client Sample Results

Client: SCS Engineers
 Project/Site: Coupeville SWF 1st Quarter 2019

TestAmerica Job ID: 580-83633-1

Client Sample ID: 0119-04

Lab Sample ID: 580-83633-4

Date Collected: 01/29/19 14:18

Matrix: Water

Date Received: 01/31/19 12:30

Method: 8260C - Volatile Organic Compounds (GC/MS)

Analyte	Result	Qualifier	RL	MDL	Unit	D	Prepared	Analyzed	Dil Fac
1,1,1,2-Tetrachloroethane	ND		0.30		ug/L			02/01/19 20:52	1
1,1,1-Trichloroethane	0.34		0.20		ug/L			02/01/19 20:52	1
1,1,1,2,2-Tetrachloroethane	ND		0.20		ug/L			02/01/19 20:52	1
1,1,2-Trichloroethane	ND		0.20		ug/L			02/01/19 20:52	1
1,1-Dichloroethane	ND		0.20		ug/L			02/01/19 20:52	1
1,1-Dichloroethene	ND		0.20		ug/L			02/01/19 20:52	1
1,2,3-Trichloropropane	ND		0.20		ug/L			02/01/19 20:52	1
1,2-Dibromo-3-Chloropropane	ND		2.0		ug/L			02/01/19 20:52	1
1,2-Dibromoethane	ND		0.10		ug/L			02/01/19 20:52	1
1,2-Dichlorobenzene	ND		0.30		ug/L			02/01/19 20:52	1
1,2-Dichloroethane	ND		0.20		ug/L			02/01/19 20:52	1
1,2-Dichloropropane	ND		0.20		ug/L			02/01/19 20:52	1
1,4-Dichlorobenzene	ND		0.30		ug/L			02/01/19 20:52	1
2-Butanone	ND		10		ug/L			02/01/19 20:52	1
2-Hexanone	ND		3.0		ug/L			02/01/19 20:52	1
4-Methyl-2-pentanone	ND		5.0		ug/L			02/01/19 20:52	1
Acetone	ND		6.0		ug/L			02/01/19 20:52	1
Acrylonitrile	ND		10		ug/L			02/01/19 20:52	1
Benzene	ND		0.20		ug/L			02/01/19 20:52	1
Bromochloromethane	ND		0.20		ug/L			02/01/19 20:52	1
Bromodichloromethane	ND		0.20		ug/L			02/01/19 20:52	1
Bromoform	ND		0.50		ug/L			02/01/19 20:52	1
Bromomethane	ND		0.50		ug/L			02/01/19 20:52	1
Carbon disulfide	ND		0.30		ug/L			02/01/19 20:52	1
Carbon tetrachloride	ND		0.20		ug/L			02/01/19 20:52	1
Chlorobenzene	ND		0.20		ug/L			02/01/19 20:52	1
Chloroethane	ND		0.50		ug/L			02/01/19 20:52	1
Chloroform	ND		0.20		ug/L			02/01/19 20:52	1
Chloromethane	ND		0.50		ug/L			02/01/19 20:52	1
cis-1,2-Dichloroethene	ND		0.20		ug/L			02/01/19 20:52	1
cis-1,3-Dichloropropene	ND		0.20		ug/L			02/01/19 20:52	1
Dibromochloromethane	ND		0.20		ug/L			02/01/19 20:52	1
Dibromomethane	ND		0.20		ug/L			02/01/19 20:52	1
Ethylbenzene	ND		0.20		ug/L			02/01/19 20:52	1
m,p-Xylene	ND		0.50		ug/L			02/01/19 20:52	1
Methyl iodide	ND		0.50		ug/L			02/01/19 20:52	1
Methylene Chloride	ND		5.0		ug/L			02/01/19 20:52	1
o-Xylene	ND		0.50		ug/L			02/01/19 20:52	1
Styrene	ND		0.50		ug/L			02/01/19 20:52	1
Tetrachloroethene	ND		0.50		ug/L			02/01/19 20:52	1
Toluene	ND		0.20		ug/L			02/01/19 20:52	1
trans-1,2-Dichloroethene	ND		0.20		ug/L			02/01/19 20:52	1
trans-1,3-Dichloropropene	ND		0.20		ug/L			02/01/19 20:52	1
trans-1,4-Dichloro-2-butene	ND		2.0		ug/L			02/01/19 20:52	1
Trichloroethene	ND		0.20		ug/L			02/01/19 20:52	1
Trichlorofluoromethane	2.0		0.50		ug/L			02/01/19 20:52	1
Vinyl acetate	ND		1.0		ug/L			02/01/19 20:52	1

TestAmerica Seattle

Client Sample Results

Client: SCS Engineers
 Project/Site: Coupeville SWF 1st Quarter 2019

TestAmerica Job ID: 580-83633-1

Client Sample ID: 0119-04

Date Collected: 01/29/19 14:18

Date Received: 01/31/19 12:30

Lab Sample ID: 580-83633-4

Matrix: Water

Surrogate	%Recovery	Qualifier	Limits	Prepared	Analyzed	Dil Fac
1,2-Dichloroethane-d4 (Surr)	105		80 - 120		02/01/19 20:52	1
4-Bromofluorobenzene (Surr)	99		80 - 120		02/01/19 20:52	1
Dibromofluoromethane (Surr)	94		80 - 120		02/01/19 20:52	1
Toluene-d8 (Surr)	103		75 - 125		02/01/19 20:52	1
Trifluorotoluene (Surr)	105		80 - 120		02/01/19 20:52	1

Method: 8260C - Volatile Organic Compounds (GC/MS) - RA

Analyte	Result	Qualifier	RL	MDL	Unit	D	Prepared	Analyzed	Dil Fac
Vinyl chloride	26		0.020		ug/L			02/08/19 20:15	1

Surrogate	%Recovery	Qualifier	Limits	Prepared	Analyzed	Dil Fac
1,2-Dichloroethane-d4 (Surr)	106		80 - 120		02/08/19 20:15	1
4-Bromofluorobenzene (Surr)	93		80 - 120		02/08/19 20:15	1
Dibromofluoromethane (Surr)	102		80 - 120		02/08/19 20:15	1
Toluene-d8 (Surr)	110		75 - 125		02/08/19 20:15	1
Trifluorotoluene (Surr)	116		80 - 120		02/08/19 20:15	1

Client Sample Results

Client: SCS Engineers
 Project/Site: Coupeville SWF 1st Quarter 2019

TestAmerica Job ID: 580-83633-1

Client Sample ID: 0119-05

Lab Sample ID: 580-83633-5

Date Collected: 01/29/19 15:05

Matrix: Water

Date Received: 01/31/19 12:30

Method: 8260C - Volatile Organic Compounds (GC/MS)

Analyte	Result	Qualifier	RL	MDL	Unit	D	Prepared	Analyzed	Dil Fac
1,1,1,2-Tetrachloroethane	ND		0.30		ug/L			02/01/19 21:19	1
1,1,1-Trichloroethane	0.68		0.20		ug/L			02/01/19 21:19	1
1,1,1,2,2-Tetrachloroethane	ND		0.20		ug/L			02/01/19 21:19	1
1,1,2-Trichloroethane	ND		0.20		ug/L			02/01/19 21:19	1
1,1-Dichloroethane	2.7		0.20		ug/L			02/01/19 21:19	1
1,1-Dichloroethene	ND		0.20		ug/L			02/01/19 21:19	1
1,2,3-Trichloropropane	ND		0.20		ug/L			02/01/19 21:19	1
1,2-Dibromo-3-Chloropropane	ND		2.0		ug/L			02/01/19 21:19	1
1,2-Dibromoethane	ND		0.10		ug/L			02/01/19 21:19	1
1,2-Dichlorobenzene	ND		0.30		ug/L			02/01/19 21:19	1
1,2-Dichloroethane	ND		0.20		ug/L			02/01/19 21:19	1
1,2-Dichloropropane	ND		0.20		ug/L			02/01/19 21:19	1
1,4-Dichlorobenzene	ND		0.30		ug/L			02/01/19 21:19	1
2-Butanone	ND		10		ug/L			02/01/19 21:19	1
2-Hexanone	ND		3.0		ug/L			02/01/19 21:19	1
4-Methyl-2-pentanone	ND		5.0		ug/L			02/01/19 21:19	1
Acetone	ND		6.0		ug/L			02/01/19 21:19	1
Acrylonitrile	ND		10		ug/L			02/01/19 21:19	1
Benzene	ND		0.20		ug/L			02/01/19 21:19	1
Bromochloromethane	ND		0.20		ug/L			02/01/19 21:19	1
Bromodichloromethane	ND		0.20		ug/L			02/01/19 21:19	1
Bromoform	ND		0.50		ug/L			02/01/19 21:19	1
Bromomethane	ND		0.50		ug/L			02/01/19 21:19	1
Carbon disulfide	ND		0.30		ug/L			02/01/19 21:19	1
Carbon tetrachloride	ND		0.20		ug/L			02/01/19 21:19	1
Chlorobenzene	ND		0.20		ug/L			02/01/19 21:19	1
Chloroethane	ND		0.50		ug/L			02/01/19 21:19	1
Chloroform	ND		0.20		ug/L			02/01/19 21:19	1
Chloromethane	ND		0.50		ug/L			02/01/19 21:19	1
cis-1,2-Dichloroethene	ND		0.20		ug/L			02/01/19 21:19	1
cis-1,3-Dichloropropene	ND		0.20		ug/L			02/01/19 21:19	1
Dibromochloromethane	ND		0.20		ug/L			02/01/19 21:19	1
Dibromomethane	ND		0.20		ug/L			02/01/19 21:19	1
Ethylbenzene	ND		0.20		ug/L			02/01/19 21:19	1
m,p-Xylene	ND		0.50		ug/L			02/01/19 21:19	1
Methyl iodide	ND		0.50		ug/L			02/01/19 21:19	1
Methylene Chloride	ND		5.0		ug/L			02/01/19 21:19	1
o-Xylene	ND		0.50		ug/L			02/01/19 21:19	1
Styrene	ND		0.50		ug/L			02/01/19 21:19	1
Tetrachloroethene	ND		0.50		ug/L			02/01/19 21:19	1
Toluene	ND		0.20		ug/L			02/01/19 21:19	1
trans-1,2-Dichloroethene	ND		0.20		ug/L			02/01/19 21:19	1
trans-1,3-Dichloropropene	ND		0.20		ug/L			02/01/19 21:19	1
trans-1,4-Dichloro-2-butene	ND		2.0		ug/L			02/01/19 21:19	1
Trichloroethene	ND		0.20		ug/L			02/01/19 21:19	1
Vinyl acetate	ND		1.0		ug/L			02/01/19 21:19	1

Surrogate	%Recovery	Qualifier	Limits	Prepared	Analyzed	Dil Fac
1,2-Dichloroethane-d4 (Surr)	104		80 - 120		02/01/19 21:19	1

TestAmerica Seattle

Client Sample Results

Client: SCS Engineers
Project/Site: Coupeville SWF 1st Quarter 2019

TestAmerica Job ID: 580-83633-1

Client Sample ID: 0119-05

Lab Sample ID: 580-83633-5

Date Collected: 01/29/19 15:05

Matrix: Water

Date Received: 01/31/19 12:30

Method: 8260C - Volatile Organic Compounds (GC/MS) (Continued)

Surrogate	%Recovery	Qualifier	Limits	Prepared	Analyzed	Dil Fac
4-Bromofluorobenzene (Surr)	98		80 - 120		02/01/19 21:19	1
Dibromofluoromethane (Surr)	94		80 - 120		02/01/19 21:19	1
Toluene-d8 (Surr)	104		75 - 125		02/01/19 21:19	1
Trifluorotoluene (Surr)	103		80 - 120		02/01/19 21:19	1

Method: 8260C - Volatile Organic Compounds (GC/MS) - DL

Analyte	Result	Qualifier	RL	MDL	Unit	D	Prepared	Analyzed	Dil Fac
Trichlorofluoromethane	51		2.5		ug/L			02/08/19 20:42	5

Surrogate	%Recovery	Qualifier	Limits	Prepared	Analyzed	Dil Fac
1,2-Dichloroethane-d4 (Surr)	104		80 - 120		02/08/19 20:42	5
4-Bromofluorobenzene (Surr)	97		80 - 120		02/08/19 20:42	5
Dibromofluoromethane (Surr)	101		80 - 120		02/08/19 20:42	5
Toluene-d8 (Surr)	107		75 - 125		02/08/19 20:42	5
Trifluorotoluene (Surr)	108		80 - 120		02/08/19 20:42	5

Method: 8260C - Volatile Organic Compounds (GC/MS) - RA

Analyte	Result	Qualifier	RL	MDL	Unit	D	Prepared	Analyzed	Dil Fac
Vinyl chloride	3.5		0.020		ug/L			02/08/19 21:09	1

Surrogate	%Recovery	Qualifier	Limits	Prepared	Analyzed	Dil Fac
1,2-Dichloroethane-d4 (Surr)	106		80 - 120		02/08/19 21:09	1
4-Bromofluorobenzene (Surr)	92		80 - 120		02/08/19 21:09	1
Dibromofluoromethane (Surr)	100		80 - 120		02/08/19 21:09	1
Toluene-d8 (Surr)	108		75 - 125		02/08/19 21:09	1
Trifluorotoluene (Surr)	110		80 - 120		02/08/19 21:09	1

Method: 6010C - Metals (ICP) - Dissolved

Analyte	Result	Qualifier	RL	MDL	Unit	D	Prepared	Analyzed	Dil Fac
Calcium	240		1.1		mg/L		02/08/19 10:20	02/12/19 11:26	1
Iron	ND		0.30		mg/L		02/08/19 10:20	02/12/19 11:26	1
Magnesium	100		1.1		mg/L		02/08/19 10:20	02/12/19 11:26	1
Manganese	0.67		0.020		mg/L		02/08/19 10:20	02/12/19 11:26	1
Potassium	9.2		3.3		mg/L		02/08/19 10:20	02/12/19 11:26	1
Sodium	34		2.0		mg/L		02/08/19 10:20	02/12/19 11:26	1

Method: 6020A - Metals (ICP/MS) - Total Recoverable

Analyte	Result	Qualifier	RL	MDL	Unit	D	Prepared	Analyzed	Dil Fac
Antimony	ND		0.00040		mg/L		02/06/19 14:12	02/07/19 12:27	1
Arsenic	0.0022		0.0010		mg/L		02/06/19 14:12	02/07/19 12:27	1
Barium	0.063		0.0012		mg/L		02/06/19 14:12	02/07/19 12:27	1
Beryllium	ND		0.00040		mg/L		02/06/19 14:12	02/07/19 12:27	1
Cadmium	ND		0.00040		mg/L		02/06/19 14:12	02/07/19 12:27	1
Chromium	0.00042		0.00040		mg/L		02/06/19 14:12	02/07/19 12:27	1
Cobalt	0.0024		0.00040		mg/L		02/06/19 14:12	02/07/19 12:27	1
Copper	ND		0.0020		mg/L		02/06/19 14:12	02/07/19 12:27	1
Lead	ND		0.00080		mg/L		02/06/19 14:12	02/07/19 12:27	1
Nickel	0.023		0.0030		mg/L		02/06/19 14:12	02/07/19 12:27	1
Selenium	ND		0.0080		mg/L		02/06/19 14:12	02/07/19 12:27	1
Silver	ND		0.00040		mg/L		02/06/19 14:12	02/07/19 12:27	1

TestAmerica Seattle

Client Sample Results

Client: SCS Engineers
 Project/Site: Coupeville SWF 1st Quarter 2019

TestAmerica Job ID: 580-83633-1

Client Sample ID: 0119-05

Lab Sample ID: 580-83633-5

Date Collected: 01/29/19 15:05

Matrix: Water

Date Received: 01/31/19 12:30

Method: 6020A - Metals (ICP/MS) - Total Recoverable (Continued)

Analyte	Result	Qualifier	RL	MDL	Unit	D	Prepared	Analyzed	Dil Fac
Thallium	ND		0.0010		mg/L		02/06/19 14:12	02/07/19 12:27	1
Vanadium	0.0040		0.0040		mg/L		02/06/19 14:12	02/07/19 12:27	1
Zinc	ND		0.0070		mg/L		02/06/19 14:12	02/07/19 12:27	1

General Chemistry

Analyte	Result	Qualifier	RL	MDL	Unit	D	Prepared	Analyzed	Dil Fac
Fluoride	ND		0.20		mg/L			01/31/19 19:20	1
Chloride	44		0.90		mg/L			01/31/19 19:20	1
Sulfate	180		12		mg/L			02/01/19 14:34	10
Ammonia	ND		0.50		mg/L		02/13/19 12:42	02/14/19 09:20	1
Nitrate Nitrite as N	ND		0.15		mg/L			02/06/19 13:16	1
Total Organic Carbon	14		1.0		mg/L			02/14/19 13:16	1
Analyte	Result	Qualifier	RL	RL	Unit	D	Prepared	Analyzed	Dil Fac
Alkalinity	800		5.0		mg/L			02/07/19 10:14	1
Bicarbonate Alkalinity as CaCO3	800		5.0		mg/L			02/07/19 10:14	1
Carbonate Alkalinity as CaCO3	ND		5.0		mg/L			02/07/19 10:14	1
Hydroxide Alkalinity as CaCO3	ND		5.0		mg/L			02/07/19 10:14	1
Total Dissolved Solids	930		20		mg/L			02/05/19 11:11	1
Chemical Oxygen Demand	55		10		mg/L		02/05/19 10:17	02/05/19 10:17	1

Client Sample Results

Client: SCS Engineers
 Project/Site: Coupeville SWF 1st Quarter 2019

TestAmerica Job ID: 580-83633-1

Client Sample ID: 0119-06

Lab Sample ID: 580-83633-6

Date Collected: 01/29/19 16:20

Matrix: Water

Date Received: 01/31/19 12:30

Method: 8260C - Volatile Organic Compounds (GC/MS)

Analyte	Result	Qualifier	RL	MDL	Unit	D	Prepared	Analyzed	Dil Fac
1,1,1,2-Tetrachloroethane	ND		0.30		ug/L			02/01/19 21:45	1
1,1,1-Trichloroethane	ND		0.20		ug/L			02/01/19 21:45	1
1,1,2,2-Tetrachloroethane	ND		0.20		ug/L			02/01/19 21:45	1
1,1,2-Trichloroethane	ND		0.20		ug/L			02/01/19 21:45	1
1,1-Dichloroethane	ND		0.20		ug/L			02/01/19 21:45	1
1,1-Dichloroethene	ND		0.20		ug/L			02/01/19 21:45	1
1,2,3-Trichloropropane	ND		0.20		ug/L			02/01/19 21:45	1
1,2-Dibromo-3-Chloropropane	ND		2.0		ug/L			02/01/19 21:45	1
1,2-Dibromoethane	ND		0.10		ug/L			02/01/19 21:45	1
1,2-Dichlorobenzene	ND		0.30		ug/L			02/01/19 21:45	1
1,2-Dichloroethane	ND		0.20		ug/L			02/01/19 21:45	1
1,2-Dichloropropane	ND		0.20		ug/L			02/01/19 21:45	1
1,4-Dichlorobenzene	ND		0.30		ug/L			02/01/19 21:45	1
2-Butanone	ND		10		ug/L			02/01/19 21:45	1
2-Hexanone	ND		3.0		ug/L			02/01/19 21:45	1
4-Methyl-2-pentanone	ND		5.0		ug/L			02/01/19 21:45	1
Acetone	ND		6.0		ug/L			02/01/19 21:45	1
Acrylonitrile	ND		10		ug/L			02/01/19 21:45	1
Benzene	ND		0.20		ug/L			02/01/19 21:45	1
Bromochloromethane	ND		0.20		ug/L			02/01/19 21:45	1
Bromodichloromethane	ND		0.20		ug/L			02/01/19 21:45	1
Bromoform	ND		0.50		ug/L			02/01/19 21:45	1
Bromomethane	ND		0.50		ug/L			02/01/19 21:45	1
Carbon disulfide	ND		0.30		ug/L			02/01/19 21:45	1
Carbon tetrachloride	ND		0.20		ug/L			02/01/19 21:45	1
Chlorobenzene	ND		0.20		ug/L			02/01/19 21:45	1
Chloroethane	ND		0.50		ug/L			02/01/19 21:45	1
Chloroform	ND		0.20		ug/L			02/01/19 21:45	1
Chloromethane	ND		0.50		ug/L			02/01/19 21:45	1
cis-1,2-Dichloroethene	ND		0.20		ug/L			02/01/19 21:45	1
cis-1,3-Dichloropropene	ND		0.20		ug/L			02/01/19 21:45	1
Dibromochloromethane	ND		0.20		ug/L			02/01/19 21:45	1
Dibromomethane	ND		0.20		ug/L			02/01/19 21:45	1
Ethylbenzene	ND		0.20		ug/L			02/01/19 21:45	1
m,p-Xylene	ND		0.50		ug/L			02/01/19 21:45	1
Methyl iodide	ND		0.50		ug/L			02/01/19 21:45	1
Methylene Chloride	ND		5.0		ug/L			02/01/19 21:45	1
o-Xylene	ND		0.50		ug/L			02/01/19 21:45	1
Styrene	ND		0.50		ug/L			02/01/19 21:45	1
Tetrachloroethene	ND		0.50		ug/L			02/01/19 21:45	1
Toluene	ND		0.20		ug/L			02/01/19 21:45	1
trans-1,2-Dichloroethene	ND		0.20		ug/L			02/01/19 21:45	1
trans-1,3-Dichloropropene	ND		0.20		ug/L			02/01/19 21:45	1
trans-1,4-Dichloro-2-butene	ND		2.0		ug/L			02/01/19 21:45	1
Trichloroethene	ND		0.20		ug/L			02/01/19 21:45	1
Trichlorofluoromethane	ND		0.50		ug/L			02/01/19 21:45	1
Vinyl acetate	ND		1.0		ug/L			02/01/19 21:45	1
Vinyl chloride	ND		0.020		ug/L			02/01/19 21:45	1

TestAmerica Seattle

Client Sample Results

Client: SCS Engineers
Project/Site: Coupeville SWF 1st Quarter 2019

TestAmerica Job ID: 580-83633-1

Client Sample ID: 0119-06

Lab Sample ID: 580-83633-6

Date Collected: 01/29/19 16:20

Matrix: Water

Date Received: 01/31/19 12:30

Surrogate	%Recovery	Qualifier	Limits	Prepared	Analyzed	Dil Fac
1,2-Dichloroethane-d4 (Surr)	104		80 - 120		02/01/19 21:45	1
4-Bromofluorobenzene (Surr)	95		80 - 120		02/01/19 21:45	1
Dibromofluoromethane (Surr)	96		80 - 120		02/01/19 21:45	1
Toluene-d8 (Surr)	104		75 - 125		02/01/19 21:45	1
Trifluorotoluene (Surr)	106		80 - 120		02/01/19 21:45	1

Method: 6010C - Metals (ICP) - Dissolved

Analyte	Result	Qualifier	RL	MDL	Unit	D	Prepared	Analyzed	Dil Fac
Calcium	59		1.1		mg/L		02/08/19 10:20	02/12/19 11:30	1
Iron	0.78		0.30		mg/L		02/08/19 10:20	02/12/19 11:30	1
Magnesium	30		1.1		mg/L		02/08/19 10:20	02/12/19 11:30	1
Manganese	0.69		0.020		mg/L		02/08/19 10:20	02/12/19 11:30	1
Potassium	6.3		3.3		mg/L		02/08/19 10:20	02/12/19 11:30	1
Sodium	40		2.0		mg/L		02/08/19 10:20	02/12/19 11:30	1

Method: 6020A - Metals (ICP/MS) - Total Recoverable

Analyte	Result	Qualifier	RL	MDL	Unit	D	Prepared	Analyzed	Dil Fac
Antimony	ND		0.00040		mg/L		02/12/19 08:38	02/12/19 17:29	1
Arsenic	0.0013		0.0010		mg/L		02/12/19 08:38	02/12/19 17:29	1
Barium	0.094		0.0012		mg/L		02/12/19 08:38	02/12/19 17:29	1
Beryllium	ND		0.00040		mg/L		02/12/19 08:38	02/12/19 17:29	1
Cadmium	ND		0.00040		mg/L		02/12/19 08:38	02/12/19 17:29	1
Chromium	ND		0.00040		mg/L		02/12/19 08:38	02/12/19 17:29	1
Cobalt	ND		0.00040		mg/L		02/12/19 08:38	02/12/19 17:29	1
Copper	ND		0.0020		mg/L		02/12/19 08:38	02/12/19 17:29	1
Lead	ND		0.00080		mg/L		02/12/19 08:38	02/12/19 17:29	1
Nickel	ND		0.0030		mg/L		02/12/19 08:38	02/12/19 17:29	1
Selenium	ND		0.0080		mg/L		02/12/19 08:38	02/12/19 17:29	1
Silver	ND		0.00040		mg/L		02/12/19 08:38	02/12/19 17:29	1
Thallium	ND		0.0010		mg/L		02/12/19 08:38	02/12/19 17:29	1
Vanadium	ND		0.0040		mg/L		02/12/19 08:38	02/12/19 17:29	1
Zinc	ND		0.0070		mg/L		02/12/19 08:38	02/12/19 17:29	1

General Chemistry

Analyte	Result	Qualifier	RL	MDL	Unit	D	Prepared	Analyzed	Dil Fac
Fluoride	ND		0.20		mg/L			01/31/19 19:32	1
Chloride	21		0.90		mg/L			01/31/19 19:32	1
Sulfate	35		1.2		mg/L			01/31/19 19:32	1
Ammonia	ND		0.50		mg/L		02/13/19 12:42	02/14/19 09:20	1
Nitrate Nitrite as N	ND		0.15		mg/L			02/06/19 13:17	1
Total Organic Carbon	2.7		1.0		mg/L			02/14/19 13:16	1
Analyte	Result	Qualifier	RL	RL	Unit	D	Prepared	Analyzed	Dil Fac
Alkalinity	270		5.0		mg/L			02/07/19 10:14	1
Bicarbonate Alkalinity as CaCO3	270		5.0		mg/L			02/07/19 10:14	1
Carbonate Alkalinity as CaCO3	ND		5.0		mg/L			02/07/19 10:14	1
Hydroxide Alkalinity as CaCO3	ND		5.0		mg/L			02/07/19 10:14	1
Total Dissolved Solids	310		10		mg/L			02/05/19 11:11	1
Chemical Oxygen Demand	31		10		mg/L		02/05/19 10:17	02/05/19 10:17	1

TestAmerica Seattle

Client Sample Results

Client: SCS Engineers
 Project/Site: Coupeville SWF 1st Quarter 2019

TestAmerica Job ID: 580-83633-1

Client Sample ID: 0119-07

Lab Sample ID: 580-83633-7

Date Collected: 01/29/19 17:05

Matrix: Water

Date Received: 01/31/19 12:30

Method: 8260C - Volatile Organic Compounds (GC/MS)

Analyte	Result	Qualifier	RL	MDL	Unit	D	Prepared	Analyzed	Dil Fac
1,1,1,2-Tetrachloroethane	ND		0.30		ug/L			02/01/19 22:12	1
1,1,1-Trichloroethane	ND		0.20		ug/L			02/01/19 22:12	1
1,1,2,2-Tetrachloroethane	ND		0.20		ug/L			02/01/19 22:12	1
1,1,2-Trichloroethane	ND		0.20		ug/L			02/01/19 22:12	1
1,1-Dichloroethane	ND		0.20		ug/L			02/01/19 22:12	1
1,1-Dichloroethene	ND		0.20		ug/L			02/01/19 22:12	1
1,2,3-Trichloropropane	ND		0.20		ug/L			02/01/19 22:12	1
1,2-Dibromo-3-Chloropropane	ND		2.0		ug/L			02/01/19 22:12	1
1,2-Dibromoethane	ND		0.10		ug/L			02/01/19 22:12	1
1,2-Dichlorobenzene	ND		0.30		ug/L			02/01/19 22:12	1
1,2-Dichloroethane	ND		0.20		ug/L			02/01/19 22:12	1
1,2-Dichloropropane	ND		0.20		ug/L			02/01/19 22:12	1
1,4-Dichlorobenzene	ND		0.30		ug/L			02/01/19 22:12	1
2-Butanone	ND		10		ug/L			02/01/19 22:12	1
2-Hexanone	ND		3.0		ug/L			02/01/19 22:12	1
4-Methyl-2-pentanone	ND		5.0		ug/L			02/01/19 22:12	1
Acetone	ND		6.0		ug/L			02/01/19 22:12	1
Acrylonitrile	ND		10		ug/L			02/01/19 22:12	1
Benzene	ND		0.20		ug/L			02/01/19 22:12	1
Bromochloromethane	ND		0.20		ug/L			02/01/19 22:12	1
Bromodichloromethane	ND		0.20		ug/L			02/01/19 22:12	1
Bromoform	ND		0.50		ug/L			02/01/19 22:12	1
Bromomethane	ND		0.50		ug/L			02/01/19 22:12	1
Carbon disulfide	ND		0.30		ug/L			02/01/19 22:12	1
Carbon tetrachloride	ND		0.20		ug/L			02/01/19 22:12	1
Chlorobenzene	ND		0.20		ug/L			02/01/19 22:12	1
Chloroethane	ND		0.50		ug/L			02/01/19 22:12	1
Chloroform	ND		0.20		ug/L			02/01/19 22:12	1
Chloromethane	ND		0.50		ug/L			02/01/19 22:12	1
cis-1,2-Dichloroethene	ND		0.20		ug/L			02/01/19 22:12	1
cis-1,3-Dichloropropene	ND		0.20		ug/L			02/01/19 22:12	1
Dibromochloromethane	ND		0.20		ug/L			02/01/19 22:12	1
Dibromomethane	ND		0.20		ug/L			02/01/19 22:12	1
Ethylbenzene	ND		0.20		ug/L			02/01/19 22:12	1
m,p-Xylene	ND		0.50		ug/L			02/01/19 22:12	1
Methyl iodide	ND		0.50		ug/L			02/01/19 22:12	1
Methylene Chloride	ND		5.0		ug/L			02/01/19 22:12	1
o-Xylene	ND		0.50		ug/L			02/01/19 22:12	1
Styrene	ND		0.50		ug/L			02/01/19 22:12	1
Tetrachloroethene	ND		0.50		ug/L			02/01/19 22:12	1
Toluene	ND		0.20		ug/L			02/01/19 22:12	1
trans-1,2-Dichloroethene	ND		0.20		ug/L			02/01/19 22:12	1
trans-1,3-Dichloropropene	ND		0.20		ug/L			02/01/19 22:12	1
trans-1,4-Dichloro-2-butene	ND		2.0		ug/L			02/01/19 22:12	1
Trichloroethene	ND		0.20		ug/L			02/01/19 22:12	1
Trichlorofluoromethane	ND		0.50		ug/L			02/01/19 22:12	1
Vinyl acetate	ND		1.0		ug/L			02/01/19 22:12	1
Vinyl chloride	ND		0.020		ug/L			02/01/19 22:12	1

TestAmerica Seattle

Client Sample Results

Client: SCS Engineers
Project/Site: Coupeville SWF 1st Quarter 2019

TestAmerica Job ID: 580-83633-1

Client Sample ID: 0119-07

Date Collected: 01/29/19 17:05

Date Received: 01/31/19 12:30

Lab Sample ID: 580-83633-7

Matrix: Water

Surrogate	%Recovery	Qualifier	Limits	Prepared	Analyzed	Dil Fac
1,2-Dichloroethane-d4 (Surr)	103		80 - 120		02/01/19 22:12	1
4-Bromofluorobenzene (Surr)	94		80 - 120		02/01/19 22:12	1
Dibromofluoromethane (Surr)	98		80 - 120		02/01/19 22:12	1
Toluene-d8 (Surr)	105		75 - 125		02/01/19 22:12	1
Trifluorotoluene (Surr)	108		80 - 120		02/01/19 22:12	1

Method: 6010C - Metals (ICP) - Dissolved

Analyte	Result	Qualifier	RL	MDL	Unit	D	Prepared	Analyzed	Dil Fac
Calcium	82		1.1		mg/L		02/08/19 10:20	02/12/19 11:33	1
Iron	ND		0.30		mg/L		02/08/19 10:20	02/12/19 11:33	1
Magnesium	47		1.1		mg/L		02/08/19 10:20	02/12/19 11:33	1
Manganese	ND		0.020		mg/L		02/08/19 10:20	02/12/19 11:33	1
Potassium	5.8		3.3		mg/L		02/08/19 10:20	02/12/19 11:33	1
Sodium	30		2.0		mg/L		02/08/19 10:20	02/12/19 11:33	1

Method: 6020A - Metals (ICP/MS) - Total Recoverable

Analyte	Result	Qualifier	RL	MDL	Unit	D	Prepared	Analyzed	Dil Fac
Antimony	ND		0.00040		mg/L		02/12/19 08:38	02/12/19 17:34	1
Arsenic	0.0040		0.0010		mg/L		02/12/19 08:38	02/12/19 17:34	1
Barium	0.022		0.0012		mg/L		02/12/19 08:38	02/12/19 17:34	1
Beryllium	ND		0.00040		mg/L		02/12/19 08:38	02/12/19 17:34	1
Cadmium	ND		0.00040		mg/L		02/12/19 08:38	02/12/19 17:34	1
Chromium	0.0028		0.00040		mg/L		02/12/19 08:38	02/12/19 17:34	1
Cobalt	ND		0.00040		mg/L		02/12/19 08:38	02/12/19 17:34	1
Copper	0.0046		0.0020		mg/L		02/12/19 08:38	02/12/19 17:34	1
Lead	ND		0.00080		mg/L		02/12/19 08:38	02/12/19 17:34	1
Nickel	ND		0.0030		mg/L		02/12/19 08:38	02/12/19 17:34	1
Selenium	ND		0.0080		mg/L		02/12/19 08:38	02/12/19 17:34	1
Silver	ND		0.00040		mg/L		02/12/19 08:38	02/12/19 17:34	1
Thallium	ND		0.0010		mg/L		02/12/19 08:38	02/12/19 17:34	1
Vanadium	0.0068		0.0040		mg/L		02/12/19 08:38	02/12/19 17:34	1
Zinc	0.011		0.0070		mg/L		02/12/19 08:38	02/12/19 17:34	1

General Chemistry

Analyte	Result	Qualifier	RL	MDL	Unit	D	Prepared	Analyzed	Dil Fac
Fluoride	0.58		0.20		mg/L			01/31/19 16:42	1
Nitrate Nitrite as N	ND		0.40		mg/L			01/31/19 16:42	1
Chloride	67		0.90		mg/L			01/31/19 16:42	1
Sulfate	54		1.2		mg/L			01/31/19 16:42	1
Ammonia	ND		0.50		mg/L		02/13/19 12:42	02/14/19 09:20	1
Total Organic Carbon	1.5		1.0		mg/L			02/14/19 13:16	1
Analyte	Result	Qualifier	RL	RL	Unit	D	Prepared	Analyzed	Dil Fac
Alkalinity	280		5.0		mg/L			02/07/19 10:14	1
Bicarbonate Alkalinity as CaCO3	280		5.0		mg/L			02/07/19 10:14	1
Carbonate Alkalinity as CaCO3	ND		5.0		mg/L			02/07/19 10:14	1
Hydroxide Alkalinity as CaCO3	ND		5.0		mg/L			02/07/19 10:14	1
Total Dissolved Solids	440		10		mg/L			02/05/19 11:11	1
Chemical Oxygen Demand	27		10		mg/L		02/05/19 10:17	02/05/19 10:17	1

TestAmerica Seattle

Client Sample Results

Client: SCS Engineers
 Project/Site: Coupeville SWF 1st Quarter 2019

TestAmerica Job ID: 580-83633-1

Client Sample ID: 0119-08

Lab Sample ID: 580-83633-8

Date Collected: 01/30/19 09:38

Matrix: Water

Date Received: 01/31/19 12:30

Method: 8260C - Volatile Organic Compounds (GC/MS)

Analyte	Result	Qualifier	RL	MDL	Unit	D	Prepared	Analyzed	Dil Fac
1,1,1,2-Tetrachloroethane	ND		0.30		ug/L			02/01/19 22:39	1
1,1,1-Trichloroethane	ND		0.20		ug/L			02/01/19 22:39	1
1,1,2,2-Tetrachloroethane	ND		0.20		ug/L			02/01/19 22:39	1
1,1,2-Trichloroethane	ND		0.20		ug/L			02/01/19 22:39	1
1,1-Dichloroethane	ND		0.20		ug/L			02/01/19 22:39	1
1,1-Dichloroethene	ND		0.20		ug/L			02/01/19 22:39	1
1,2,3-Trichloropropane	ND		0.20		ug/L			02/01/19 22:39	1
1,2-Dibromo-3-Chloropropane	ND		2.0		ug/L			02/01/19 22:39	1
1,2-Dibromoethane	ND		0.10		ug/L			02/01/19 22:39	1
1,2-Dichlorobenzene	ND		0.30		ug/L			02/01/19 22:39	1
1,2-Dichloroethane	ND		0.20		ug/L			02/01/19 22:39	1
1,2-Dichloropropane	ND		0.20		ug/L			02/01/19 22:39	1
1,4-Dichlorobenzene	ND		0.30		ug/L			02/01/19 22:39	1
2-Butanone	ND		10		ug/L			02/01/19 22:39	1
2-Hexanone	ND		3.0		ug/L			02/01/19 22:39	1
4-Methyl-2-pentanone	ND		5.0		ug/L			02/01/19 22:39	1
Acetone	ND		6.0		ug/L			02/01/19 22:39	1
Acrylonitrile	ND		10		ug/L			02/01/19 22:39	1
Benzene	ND		0.20		ug/L			02/01/19 22:39	1
Bromochloromethane	ND		0.20		ug/L			02/01/19 22:39	1
Bromodichloromethane	ND		0.20		ug/L			02/01/19 22:39	1
Bromoform	ND		0.50		ug/L			02/01/19 22:39	1
Bromomethane	ND		0.50		ug/L			02/01/19 22:39	1
Carbon disulfide	ND		0.30		ug/L			02/01/19 22:39	1
Carbon tetrachloride	ND		0.20		ug/L			02/01/19 22:39	1
Chlorobenzene	ND		0.20		ug/L			02/01/19 22:39	1
Chloroethane	ND		0.50		ug/L			02/01/19 22:39	1
Chloroform	ND		0.20		ug/L			02/01/19 22:39	1
Chloromethane	ND		0.50		ug/L			02/01/19 22:39	1
cis-1,2-Dichloroethene	ND		0.20		ug/L			02/01/19 22:39	1
cis-1,3-Dichloropropene	ND		0.20		ug/L			02/01/19 22:39	1
Dibromochloromethane	ND		0.20		ug/L			02/01/19 22:39	1
Dibromomethane	ND		0.20		ug/L			02/01/19 22:39	1
Ethylbenzene	ND		0.20		ug/L			02/01/19 22:39	1
m,p-Xylene	ND		0.50		ug/L			02/01/19 22:39	1
Methyl iodide	ND		0.50		ug/L			02/01/19 22:39	1
Methylene Chloride	ND		5.0		ug/L			02/01/19 22:39	1
o-Xylene	ND		0.50		ug/L			02/01/19 22:39	1
Styrene	ND		0.50		ug/L			02/01/19 22:39	1
Tetrachloroethene	ND		0.50		ug/L			02/01/19 22:39	1
Toluene	ND		0.20		ug/L			02/01/19 22:39	1
trans-1,2-Dichloroethene	ND		0.20		ug/L			02/01/19 22:39	1
trans-1,3-Dichloropropene	ND		0.20		ug/L			02/01/19 22:39	1
trans-1,4-Dichloro-2-butene	ND		2.0		ug/L			02/01/19 22:39	1
Trichloroethene	ND		0.20		ug/L			02/01/19 22:39	1
Trichlorofluoromethane	ND		0.50		ug/L			02/01/19 22:39	1
Vinyl acetate	ND		1.0		ug/L			02/01/19 22:39	1
Vinyl chloride	ND		0.020		ug/L			02/01/19 22:39	1

TestAmerica Seattle

Client Sample Results

Client: SCS Engineers
Project/Site: Coupeville SWF 1st Quarter 2019

TestAmerica Job ID: 580-83633-1

Client Sample ID: 0119-08

Date Collected: 01/30/19 09:38

Date Received: 01/31/19 12:30

Lab Sample ID: 580-83633-8

Matrix: Water

Surrogate	%Recovery	Qualifier	Limits	Prepared	Analyzed	Dil Fac
1,2-Dichloroethane-d4 (Surr)	103		80 - 120		02/01/19 22:39	1
4-Bromofluorobenzene (Surr)	93		80 - 120		02/01/19 22:39	1
Dibromofluoromethane (Surr)	95		80 - 120		02/01/19 22:39	1
Toluene-d8 (Surr)	106		75 - 125		02/01/19 22:39	1
Trifluorotoluene (Surr)	110		80 - 120		02/01/19 22:39	1

Method: 6010C - Metals (ICP) - Dissolved

Analyte	Result	Qualifier	RL	MDL	Unit	D	Prepared	Analyzed	Dil Fac
Calcium	99		1.1		mg/L		02/08/19 10:20	02/12/19 11:36	1
Iron	1.2		0.30		mg/L		02/08/19 10:20	02/12/19 11:36	1
Magnesium	57		1.1		mg/L		02/08/19 10:20	02/12/19 11:36	1
Manganese	0.083		0.020		mg/L		02/08/19 10:20	02/12/19 11:36	1
Potassium	7.5		3.3		mg/L		02/08/19 10:20	02/12/19 11:36	1
Sodium	30		2.0		mg/L		02/08/19 10:20	02/12/19 11:36	1

Method: 6020A - Metals (ICP/MS) - Total Recoverable

Analyte	Result	Qualifier	RL	MDL	Unit	D	Prepared	Analyzed	Dil Fac
Antimony	ND		0.00040		mg/L		02/12/19 08:38	02/12/19 17:38	1
Arsenic	0.0061		0.0010		mg/L		02/12/19 08:38	02/12/19 17:38	1
Barium	0.052		0.0012		mg/L		02/12/19 08:38	02/12/19 17:38	1
Beryllium	ND		0.00040		mg/L		02/12/19 08:38	02/12/19 17:38	1
Cadmium	ND		0.00040		mg/L		02/12/19 08:38	02/12/19 17:38	1
Chromium	ND		0.00040		mg/L		02/12/19 08:38	02/12/19 17:38	1
Cobalt	ND		0.00040		mg/L		02/12/19 08:38	02/12/19 17:38	1
Copper	ND		0.0020		mg/L		02/12/19 08:38	02/12/19 17:38	1
Lead	ND		0.00080		mg/L		02/12/19 08:38	02/12/19 17:38	1
Nickel	ND		0.0030		mg/L		02/12/19 08:38	02/12/19 17:38	1
Selenium	ND		0.0080		mg/L		02/12/19 08:38	02/12/19 17:38	1
Silver	ND		0.00040		mg/L		02/12/19 08:38	02/12/19 17:38	1
Thallium	ND		0.0010		mg/L		02/12/19 08:38	02/12/19 17:38	1
Vanadium	ND		0.0040		mg/L		02/12/19 08:38	02/12/19 17:38	1
Zinc	ND		0.0070		mg/L		02/12/19 08:38	02/12/19 17:38	1

General Chemistry

Analyte	Result	Qualifier	RL	MDL	Unit	D	Prepared	Analyzed	Dil Fac
Fluoride	ND		0.20		mg/L			01/31/19 17:00	1
Nitrate Nitrite as N	ND	F1	0.40		mg/L			01/31/19 17:00	1
Chloride	60		0.90		mg/L			01/31/19 17:00	1
Sulfate	45		1.2		mg/L			01/31/19 17:00	1
Ammonia	ND		0.50		mg/L		02/13/19 12:42	02/14/19 09:20	1
Total Organic Carbon	1.2		1.0		mg/L			02/14/19 13:16	1
Analyte	Result	Qualifier	RL	RL	Unit	D	Prepared	Analyzed	Dil Fac
Alkalinity	390		5.0		mg/L			02/07/19 10:14	1
Bicarbonate Alkalinity as CaCO3	390		5.0		mg/L			02/07/19 10:14	1
Carbonate Alkalinity as CaCO3	ND		5.0		mg/L			02/07/19 10:14	1
Hydroxide Alkalinity as CaCO3	ND		5.0		mg/L			02/07/19 10:14	1
Total Dissolved Solids	490		10		mg/L			02/05/19 11:11	1
Chemical Oxygen Demand	27		10		mg/L		02/05/19 10:17	02/05/19 10:17	1

TestAmerica Seattle

Client Sample Results

Client: SCS Engineers
 Project/Site: Coupeville SWF 1st Quarter 2019

TestAmerica Job ID: 580-83633-1

Client Sample ID: 0119-09

Lab Sample ID: 580-83633-9

Date Collected: 01/30/19 10:43

Matrix: Water

Date Received: 01/31/19 12:30

Method: 8260C - Volatile Organic Compounds (GC/MS)

Analyte	Result	Qualifier	RL	MDL	Unit	D	Prepared	Analyzed	Dil Fac
1,1,1,2-Tetrachloroethane	ND		0.30		ug/L			02/01/19 23:06	1
1,1,1-Trichloroethane	ND		0.20		ug/L			02/01/19 23:06	1
1,1,2,2-Tetrachloroethane	ND		0.20		ug/L			02/01/19 23:06	1
1,1,2-Trichloroethane	ND		0.20		ug/L			02/01/19 23:06	1
1,1-Dichloroethane	ND		0.20		ug/L			02/01/19 23:06	1
1,1-Dichloroethene	ND		0.20		ug/L			02/01/19 23:06	1
1,2,3-Trichloropropane	ND		0.20		ug/L			02/01/19 23:06	1
1,2-Dibromo-3-Chloropropane	ND		2.0		ug/L			02/01/19 23:06	1
1,2-Dibromoethane	ND		0.10		ug/L			02/01/19 23:06	1
1,2-Dichlorobenzene	ND		0.30		ug/L			02/01/19 23:06	1
1,2-Dichloroethane	ND		0.20		ug/L			02/01/19 23:06	1
1,2-Dichloropropane	ND		0.20		ug/L			02/01/19 23:06	1
1,4-Dichlorobenzene	ND		0.30		ug/L			02/01/19 23:06	1
2-Butanone	ND		10		ug/L			02/01/19 23:06	1
2-Hexanone	ND		3.0		ug/L			02/01/19 23:06	1
4-Methyl-2-pentanone	ND		5.0		ug/L			02/01/19 23:06	1
Acetone	ND		6.0		ug/L			02/01/19 23:06	1
Acrylonitrile	ND		10		ug/L			02/01/19 23:06	1
Benzene	ND		0.20		ug/L			02/01/19 23:06	1
Bromochloromethane	ND		0.20		ug/L			02/01/19 23:06	1
Bromodichloromethane	ND		0.20		ug/L			02/01/19 23:06	1
Bromoform	ND		0.50		ug/L			02/01/19 23:06	1
Bromomethane	ND		0.50		ug/L			02/01/19 23:06	1
Carbon disulfide	ND		0.30		ug/L			02/01/19 23:06	1
Carbon tetrachloride	ND		0.20		ug/L			02/01/19 23:06	1
Chlorobenzene	ND		0.20		ug/L			02/01/19 23:06	1
Chloroethane	ND		0.50		ug/L			02/01/19 23:06	1
Chloroform	ND		0.20		ug/L			02/01/19 23:06	1
Chloromethane	ND		0.50		ug/L			02/01/19 23:06	1
cis-1,2-Dichloroethene	ND		0.20		ug/L			02/01/19 23:06	1
cis-1,3-Dichloropropene	ND		0.20		ug/L			02/01/19 23:06	1
Dibromochloromethane	ND		0.20		ug/L			02/01/19 23:06	1
Dibromomethane	ND		0.20		ug/L			02/01/19 23:06	1
Ethylbenzene	ND		0.20		ug/L			02/01/19 23:06	1
m,p-Xylene	ND		0.50		ug/L			02/01/19 23:06	1
Methyl iodide	ND		0.50		ug/L			02/01/19 23:06	1
Methylene Chloride	ND		5.0		ug/L			02/01/19 23:06	1
o-Xylene	ND		0.50		ug/L			02/01/19 23:06	1
Styrene	ND		0.50		ug/L			02/01/19 23:06	1
Tetrachloroethene	ND		0.50		ug/L			02/01/19 23:06	1
Toluene	ND		0.20		ug/L			02/01/19 23:06	1
trans-1,2-Dichloroethene	ND		0.20		ug/L			02/01/19 23:06	1
trans-1,3-Dichloropropene	ND		0.20		ug/L			02/01/19 23:06	1
trans-1,4-Dichloro-2-butene	ND		2.0		ug/L			02/01/19 23:06	1
Trichloroethene	ND		0.20		ug/L			02/01/19 23:06	1
Trichlorofluoromethane	ND		0.50		ug/L			02/01/19 23:06	1
Vinyl acetate	ND		1.0		ug/L			02/01/19 23:06	1
Vinyl chloride	ND		0.020		ug/L			02/01/19 23:06	1

TestAmerica Seattle

Client Sample Results

Client: SCS Engineers
Project/Site: Coupeville SWF 1st Quarter 2019

TestAmerica Job ID: 580-83633-1

Client Sample ID: 0119-09

Date Collected: 01/30/19 10:43

Date Received: 01/31/19 12:30

Lab Sample ID: 580-83633-9

Matrix: Water

Surrogate	%Recovery	Qualifier	Limits	Prepared	Analyzed	Dil Fac
1,2-Dichloroethane-d4 (Surr)	101		80 - 120		02/01/19 23:06	1
4-Bromofluorobenzene (Surr)	94		80 - 120		02/01/19 23:06	1
Dibromofluoromethane (Surr)	92		80 - 120		02/01/19 23:06	1
Toluene-d8 (Surr)	106		75 - 125		02/01/19 23:06	1
Trifluorotoluene (Surr)	105		80 - 120		02/01/19 23:06	1

Method: 6010C - Metals (ICP) - Dissolved

Analyte	Result	Qualifier	RL	MDL	Unit	D	Prepared	Analyzed	Dil Fac
Calcium	31		1.1		mg/L		02/08/19 10:20	02/12/19 11:39	1
Iron	ND		0.30		mg/L		02/08/19 10:20	02/12/19 11:39	1
Magnesium	36		1.1		mg/L		02/08/19 10:20	02/12/19 11:39	1
Manganese	0.040		0.020		mg/L		02/08/19 10:20	02/12/19 11:39	1
Potassium	16		3.3		mg/L		02/08/19 10:20	02/12/19 11:39	1
Sodium	17		2.0		mg/L		02/08/19 10:20	02/12/19 11:39	1

Method: 6020A - Metals (ICP/MS) - Total Recoverable

Analyte	Result	Qualifier	RL	MDL	Unit	D	Prepared	Analyzed	Dil Fac
Antimony	ND		0.00040		mg/L		02/12/19 08:38	02/12/19 17:42	1
Arsenic	0.021		0.0010		mg/L		02/12/19 08:38	02/12/19 17:42	1
Barium	0.030		0.0012		mg/L		02/12/19 08:38	02/12/19 17:42	1
Beryllium	ND		0.00040		mg/L		02/12/19 08:38	02/12/19 17:42	1
Cadmium	ND		0.00040		mg/L		02/12/19 08:38	02/12/19 17:42	1
Chromium	0.00041		0.00040		mg/L		02/12/19 08:38	02/12/19 17:42	1
Cobalt	ND		0.00040		mg/L		02/12/19 08:38	02/12/19 17:42	1
Copper	ND		0.0020		mg/L		02/12/19 08:38	02/12/19 17:42	1
Lead	ND		0.00080		mg/L		02/12/19 08:38	02/12/19 17:42	1
Nickel	ND		0.0030		mg/L		02/12/19 08:38	02/12/19 17:42	1
Selenium	ND		0.0080		mg/L		02/12/19 08:38	02/12/19 17:42	1
Silver	ND		0.00040		mg/L		02/12/19 08:38	02/12/19 17:42	1
Thallium	ND		0.0010		mg/L		02/12/19 08:38	02/12/19 17:42	1
Vanadium	ND		0.0040		mg/L		02/12/19 08:38	02/12/19 17:42	1
Zinc	ND		0.0070		mg/L		02/12/19 08:38	02/12/19 17:42	1

General Chemistry

Analyte	Result	Qualifier	RL	MDL	Unit	D	Prepared	Analyzed	Dil Fac
Fluoride	ND		0.20		mg/L			01/31/19 17:35	1
Nitrate Nitrite as N	ND		0.40		mg/L			01/31/19 17:35	1
Chloride	42		0.90		mg/L			01/31/19 17:35	1
Sulfate	19		1.2		mg/L			01/31/19 17:35	1
Ammonia	ND		0.50		mg/L		02/13/19 12:42	02/14/19 09:20	1
Total Organic Carbon	1.1		1.0		mg/L			02/14/19 13:16	1
Analyte	Result	Qualifier	RL	RL	Unit	D	Prepared	Analyzed	Dil Fac
Alkalinity	190		5.0		mg/L			02/07/19 10:14	1
Bicarbonate Alkalinity as CaCO3	190		5.0		mg/L			02/07/19 10:14	1
Carbonate Alkalinity as CaCO3	ND		5.0		mg/L			02/07/19 10:14	1
Hydroxide Alkalinity as CaCO3	ND		5.0		mg/L			02/07/19 10:14	1
Total Dissolved Solids	210		10		mg/L			02/05/19 11:11	1
Chemical Oxygen Demand	27		10		mg/L		02/05/19 10:17	02/05/19 10:17	1

TestAmerica Seattle

Client Sample Results

Client: SCS Engineers
 Project/Site: Coupeville SWF 1st Quarter 2019

TestAmerica Job ID: 580-83633-1

Client Sample ID: 0119-10

Lab Sample ID: 580-83633-10

Date Collected: 01/30/19 11:55

Matrix: Water

Date Received: 01/31/19 12:30

Method: 8260C - Volatile Organic Compounds (GC/MS)

Analyte	Result	Qualifier	RL	MDL	Unit	D	Prepared	Analyzed	Dil Fac
1,1,1,2-Tetrachloroethane	ND		0.30		ug/L			02/05/19 15:41	1
1,1,1-Trichloroethane	ND		0.20		ug/L			02/05/19 15:41	1
1,1,2,2-Tetrachloroethane	ND		0.20		ug/L			02/05/19 15:41	1
1,1,2-Trichloroethane	ND		0.20		ug/L			02/05/19 15:41	1
1,1-Dichloroethane	ND		0.20		ug/L			02/05/19 15:41	1
1,1-Dichloroethene	ND		0.20		ug/L			02/05/19 15:41	1
1,2,3-Trichloropropane	ND		0.20		ug/L			02/05/19 15:41	1
1,2-Dibromo-3-Chloropropane	ND		2.0		ug/L			02/05/19 15:41	1
1,2-Dibromoethane	ND		0.10		ug/L			02/05/19 15:41	1
1,2-Dichlorobenzene	ND		0.30		ug/L			02/05/19 15:41	1
1,2-Dichloroethane	ND		0.20		ug/L			02/05/19 15:41	1
1,2-Dichloropropane	ND		0.20		ug/L			02/05/19 15:41	1
1,4-Dichlorobenzene	ND		0.30		ug/L			02/05/19 15:41	1
2-Butanone	ND		10		ug/L			02/05/19 15:41	1
2-Hexanone	ND		3.0		ug/L			02/05/19 15:41	1
4-Methyl-2-pentanone	ND		5.0		ug/L			02/05/19 15:41	1
Acetone	ND		6.0		ug/L			02/05/19 15:41	1
Acrylonitrile	ND		10		ug/L			02/05/19 15:41	1
Benzene	ND		0.20		ug/L			02/05/19 15:41	1
Bromochloromethane	ND		0.20		ug/L			02/05/19 15:41	1
Bromodichloromethane	ND		0.20		ug/L			02/05/19 15:41	1
Bromoform	ND		0.50		ug/L			02/05/19 15:41	1
Bromomethane	ND		0.50		ug/L			02/05/19 15:41	1
Carbon disulfide	ND		0.30		ug/L			02/05/19 15:41	1
Carbon tetrachloride	ND		0.20		ug/L			02/05/19 15:41	1
Chlorobenzene	ND		0.20		ug/L			02/05/19 15:41	1
Chloroethane	ND		0.50		ug/L			02/05/19 15:41	1
Chloroform	ND		0.20		ug/L			02/05/19 15:41	1
Chloromethane	ND		0.50		ug/L			02/05/19 15:41	1
cis-1,2-Dichloroethene	ND		0.20		ug/L			02/05/19 15:41	1
cis-1,3-Dichloropropene	ND		0.20		ug/L			02/05/19 15:41	1
Dibromochloromethane	ND		0.20		ug/L			02/05/19 15:41	1
Dibromomethane	ND		0.20		ug/L			02/05/19 15:41	1
Ethylbenzene	ND		0.20		ug/L			02/05/19 15:41	1
m,p-Xylene	ND		0.50		ug/L			02/05/19 15:41	1
Methyl iodide	ND		0.50		ug/L			02/05/19 15:41	1
Methylene Chloride	ND		5.0		ug/L			02/05/19 15:41	1
o-Xylene	ND		0.50		ug/L			02/05/19 15:41	1
Styrene	ND		0.50		ug/L			02/05/19 15:41	1
Tetrachloroethene	ND		0.50		ug/L			02/05/19 15:41	1
Toluene	ND		0.20		ug/L			02/05/19 15:41	1
trans-1,2-Dichloroethene	ND		0.20		ug/L			02/05/19 15:41	1
trans-1,3-Dichloropropene	ND		0.20		ug/L			02/05/19 15:41	1
trans-1,4-Dichloro-2-butene	ND		2.0		ug/L			02/05/19 15:41	1
Trichloroethene	ND		0.20		ug/L			02/05/19 15:41	1
Trichlorofluoromethane	ND		0.50		ug/L			02/05/19 15:41	1
Vinyl acetate	ND		1.0		ug/L			02/05/19 15:41	1
Vinyl chloride	ND		0.020		ug/L			02/05/19 15:41	1

TestAmerica Seattle

Client Sample Results

Client: SCS Engineers
Project/Site: Coupeville SWF 1st Quarter 2019

TestAmerica Job ID: 580-83633-1

Client Sample ID: 0119-10

Date Collected: 01/30/19 11:55

Date Received: 01/31/19 12:30

Lab Sample ID: 580-83633-10

Matrix: Water

Surrogate	%Recovery	Qualifier	Limits	Prepared	Analyzed	Dil Fac
1,2-Dichloroethane-d4 (Surr)	104		80 - 120		02/05/19 15:41	1
4-Bromofluorobenzene (Surr)	95		80 - 120		02/05/19 15:41	1
Dibromofluoromethane (Surr)	95		80 - 120		02/05/19 15:41	1
Toluene-d8 (Surr)	106		75 - 125		02/05/19 15:41	1
Trifluorotoluene (Surr)	111		80 - 120		02/05/19 15:41	1

Method: 6010C - Metals (ICP) - Dissolved

Analyte	Result	Qualifier	RL	MDL	Unit	D	Prepared	Analyzed	Dil Fac
Calcium	120		1.1		mg/L		02/08/19 10:20	02/12/19 11:46	1
Iron	ND		0.30		mg/L		02/08/19 10:20	02/12/19 11:46	1
Magnesium	78		1.1		mg/L		02/08/19 10:20	02/12/19 11:46	1
Manganese	ND		0.020		mg/L		02/08/19 10:20	02/12/19 11:46	1
Potassium	9.1		3.3		mg/L		02/08/19 10:20	02/12/19 11:46	1
Sodium	43		2.0		mg/L		02/08/19 10:20	02/12/19 11:46	1

Method: 6020A - Metals (ICP/MS) - Total Recoverable

Analyte	Result	Qualifier	RL	MDL	Unit	D	Prepared	Analyzed	Dil Fac
Antimony	ND		0.00040		mg/L		02/12/19 08:38	02/12/19 17:47	1
Arsenic	0.0036		0.0010		mg/L		02/12/19 08:38	02/12/19 17:47	1
Barium	0.032		0.0012		mg/L		02/12/19 08:38	02/12/19 17:47	1
Beryllium	ND		0.00040		mg/L		02/12/19 08:38	02/12/19 17:47	1
Cadmium	ND		0.00040		mg/L		02/12/19 08:38	02/12/19 17:47	1
Chromium	ND		0.00040		mg/L		02/12/19 08:38	02/12/19 17:47	1
Cobalt	ND		0.00040		mg/L		02/12/19 08:38	02/12/19 17:47	1
Copper	ND		0.0020		mg/L		02/12/19 08:38	02/12/19 17:47	1
Lead	ND		0.00080		mg/L		02/12/19 08:38	02/12/19 17:47	1
Nickel	0.0047		0.0030		mg/L		02/12/19 08:38	02/12/19 17:47	1
Selenium	ND		0.0080		mg/L		02/12/19 08:38	02/12/19 17:47	1
Silver	ND		0.00040		mg/L		02/12/19 08:38	02/12/19 17:47	1
Thallium	ND		0.0010		mg/L		02/12/19 08:38	02/12/19 17:47	1
Vanadium	ND		0.0040		mg/L		02/12/19 08:38	02/12/19 17:47	1
Zinc	ND		0.0070		mg/L		02/12/19 08:38	02/12/19 17:47	1

General Chemistry

Analyte	Result	Qualifier	RL	MDL	Unit	D	Prepared	Analyzed	Dil Fac
Fluoride	ND		0.20		mg/L			01/31/19 17:47	1
Nitrate Nitrite as N	0.72		0.40		mg/L			01/31/19 17:47	1
Chloride	67		0.90		mg/L			01/31/19 17:47	1
Sulfate	70		1.2		mg/L			01/31/19 17:47	1
Ammonia	ND		0.50		mg/L		02/13/19 12:42	02/14/19 09:20	1
Total Organic Carbon	1.6		1.0		mg/L			02/14/19 13:16	1
Analyte	Result	Qualifier	RL	RL	Unit	D	Prepared	Analyzed	Dil Fac
Alkalinity	470		5.0		mg/L			02/07/19 10:14	1
Bicarbonate Alkalinity as CaCO3	470		5.0		mg/L			02/07/19 10:14	1
Carbonate Alkalinity as CaCO3	ND		5.0		mg/L			02/07/19 10:14	1
Hydroxide Alkalinity as CaCO3	ND		5.0		mg/L			02/07/19 10:14	1
Total Dissolved Solids	610		10		mg/L			02/05/19 11:11	1
Chemical Oxygen Demand	28		10		mg/L		02/05/19 10:17	02/05/19 10:17	1

TestAmerica Seattle

Client Sample Results

Client: SCS Engineers
 Project/Site: Coupeville SWF 1st Quarter 2019

TestAmerica Job ID: 580-83633-1

Client Sample ID: 0119-11

Lab Sample ID: 580-83633-11

Date Collected: 01/30/19 12:15

Matrix: Water

Date Received: 01/31/19 12:30

Method: 8260C - Volatile Organic Compounds (GC/MS)

Analyte	Result	Qualifier	RL	MDL	Unit	D	Prepared	Analyzed	Dil Fac
1,1,1,2-Tetrachloroethane	ND		0.30		ug/L			02/05/19 16:07	1
1,1,1-Trichloroethane	ND		0.20		ug/L			02/05/19 16:07	1
1,1,2,2-Tetrachloroethane	ND		0.20		ug/L			02/05/19 16:07	1
1,1,2-Trichloroethane	ND		0.20		ug/L			02/05/19 16:07	1
1,1-Dichloroethane	ND		0.20		ug/L			02/05/19 16:07	1
1,1-Dichloroethene	ND		0.20		ug/L			02/05/19 16:07	1
1,2,3-Trichloropropane	ND		0.20		ug/L			02/05/19 16:07	1
1,2-Dibromo-3-Chloropropane	ND		2.0		ug/L			02/05/19 16:07	1
1,2-Dibromoethane	ND		0.10		ug/L			02/05/19 16:07	1
1,2-Dichlorobenzene	ND		0.30		ug/L			02/05/19 16:07	1
1,2-Dichloroethane	ND		0.20		ug/L			02/05/19 16:07	1
1,2-Dichloropropane	ND		0.20		ug/L			02/05/19 16:07	1
1,4-Dichlorobenzene	ND		0.30		ug/L			02/05/19 16:07	1
2-Butanone	ND		10		ug/L			02/05/19 16:07	1
2-Hexanone	ND		3.0		ug/L			02/05/19 16:07	1
4-Methyl-2-pentanone	ND		5.0		ug/L			02/05/19 16:07	1
Acetone	ND		6.0		ug/L			02/05/19 16:07	1
Acrylonitrile	ND		10		ug/L			02/05/19 16:07	1
Benzene	ND		0.20		ug/L			02/05/19 16:07	1
Bromochloromethane	ND		0.20		ug/L			02/05/19 16:07	1
Bromodichloromethane	ND		0.20		ug/L			02/05/19 16:07	1
Bromoform	ND		0.50		ug/L			02/05/19 16:07	1
Bromomethane	ND		0.50		ug/L			02/05/19 16:07	1
Carbon disulfide	ND		0.30		ug/L			02/05/19 16:07	1
Carbon tetrachloride	ND		0.20		ug/L			02/05/19 16:07	1
Chlorobenzene	ND		0.20		ug/L			02/05/19 16:07	1
Chloroethane	ND		0.50		ug/L			02/05/19 16:07	1
Chloroform	ND		0.20		ug/L			02/05/19 16:07	1
Chloromethane	ND		0.50		ug/L			02/05/19 16:07	1
cis-1,2-Dichloroethene	ND		0.20		ug/L			02/05/19 16:07	1
cis-1,3-Dichloropropene	ND		0.20		ug/L			02/05/19 16:07	1
Dibromochloromethane	ND		0.20		ug/L			02/05/19 16:07	1
Dibromomethane	ND		0.20		ug/L			02/05/19 16:07	1
Ethylbenzene	ND		0.20		ug/L			02/05/19 16:07	1
m,p-Xylene	ND		0.50		ug/L			02/05/19 16:07	1
Methyl iodide	ND		0.50		ug/L			02/05/19 16:07	1
Methylene Chloride	ND		5.0		ug/L			02/05/19 16:07	1
o-Xylene	ND		0.50		ug/L			02/05/19 16:07	1
Styrene	ND		0.50		ug/L			02/05/19 16:07	1
Tetrachloroethene	ND		0.50		ug/L			02/05/19 16:07	1
Toluene	ND		0.20		ug/L			02/05/19 16:07	1
trans-1,2-Dichloroethene	ND		0.20		ug/L			02/05/19 16:07	1
trans-1,3-Dichloropropene	ND		0.20		ug/L			02/05/19 16:07	1
trans-1,4-Dichloro-2-butene	ND		2.0		ug/L			02/05/19 16:07	1
Trichloroethene	ND		0.20		ug/L			02/05/19 16:07	1
Trichlorofluoromethane	ND		0.50		ug/L			02/05/19 16:07	1
Vinyl acetate	ND		1.0		ug/L			02/05/19 16:07	1
Vinyl chloride	ND		0.020		ug/L			02/05/19 16:07	1

TestAmerica Seattle

Client Sample Results

Client: SCS Engineers
Project/Site: Coupeville SWF 1st Quarter 2019

TestAmerica Job ID: 580-83633-1

Client Sample ID: 0119-11

Lab Sample ID: 580-83633-11

Date Collected: 01/30/19 12:15

Matrix: Water

Date Received: 01/31/19 12:30

Surrogate	%Recovery	Qualifier	Limits	Prepared	Analyzed	Dil Fac
1,2-Dichloroethane-d4 (Surr)	104		80 - 120		02/05/19 16:07	1
4-Bromofluorobenzene (Surr)	92		80 - 120		02/05/19 16:07	1
Dibromofluoromethane (Surr)	96		80 - 120		02/05/19 16:07	1
Toluene-d8 (Surr)	107		75 - 125		02/05/19 16:07	1
Trifluorotoluene (Surr)	111		80 - 120		02/05/19 16:07	1

Method: 6010C - Metals (ICP) - Dissolved

Analyte	Result	Qualifier	RL	MDL	Unit	D	Prepared	Analyzed	Dil Fac
Calcium	110		1.1		mg/L		02/08/19 10:20	02/12/19 11:43	1
Iron	ND		0.30		mg/L		02/08/19 10:20	02/12/19 11:43	1
Magnesium	75		1.1		mg/L		02/08/19 10:20	02/12/19 11:43	1
Manganese	ND		0.020		mg/L		02/08/19 10:20	02/12/19 11:43	1
Potassium	8.7		3.3		mg/L		02/08/19 10:20	02/12/19 11:43	1
Sodium	41		2.0		mg/L		02/08/19 10:20	02/12/19 11:43	1

Method: 6020A - Metals (ICP/MS) - Total Recoverable

Analyte	Result	Qualifier	RL	MDL	Unit	D	Prepared	Analyzed	Dil Fac
Antimony	ND		0.00040		mg/L		02/12/19 08:38	02/12/19 17:51	1
Arsenic	0.0035		0.0010		mg/L		02/12/19 08:38	02/12/19 17:51	1
Barium	0.032		0.0012		mg/L		02/12/19 08:38	02/12/19 17:51	1
Beryllium	ND		0.00040		mg/L		02/12/19 08:38	02/12/19 17:51	1
Cadmium	ND		0.00040		mg/L		02/12/19 08:38	02/12/19 17:51	1
Chromium	0.00049		0.00040		mg/L		02/12/19 08:38	02/12/19 17:51	1
Cobalt	ND		0.00040		mg/L		02/12/19 08:38	02/12/19 17:51	1
Copper	ND		0.0020		mg/L		02/12/19 08:38	02/12/19 17:51	1
Lead	ND		0.00080		mg/L		02/12/19 08:38	02/12/19 17:51	1
Nickel	0.0052		0.0030		mg/L		02/12/19 08:38	02/12/19 17:51	1
Selenium	ND		0.0080		mg/L		02/12/19 08:38	02/12/19 17:51	1
Silver	ND		0.00040		mg/L		02/12/19 08:38	02/12/19 17:51	1
Thallium	ND		0.0010		mg/L		02/12/19 08:38	02/12/19 17:51	1
Vanadium	ND		0.0040		mg/L		02/12/19 08:38	02/12/19 17:51	1
Zinc	ND		0.0070		mg/L		02/12/19 08:38	02/12/19 17:51	1

General Chemistry

Analyte	Result	Qualifier	RL	MDL	Unit	D	Prepared	Analyzed	Dil Fac
Fluoride	ND		0.20		mg/L			01/31/19 17:59	1
Nitrate Nitrite as N	0.72		0.40		mg/L			01/31/19 17:59	1
Chloride	66		0.90		mg/L			01/31/19 17:59	1
Sulfate	70		1.2		mg/L			01/31/19 17:59	1
Ammonia	ND		0.50		mg/L		02/13/19 12:42	02/14/19 09:20	1
Total Organic Carbon	1.5		1.0		mg/L			02/14/19 13:16	1
Analyte	Result	Qualifier	RL	RL	Unit	D	Prepared	Analyzed	Dil Fac
Alkalinity	470		5.0		mg/L			02/07/19 10:14	1
Bicarbonate Alkalinity as CaCO3	470		5.0		mg/L			02/07/19 10:14	1
Carbonate Alkalinity as CaCO3	ND		5.0		mg/L			02/07/19 10:14	1
Hydroxide Alkalinity as CaCO3	ND		5.0		mg/L			02/07/19 10:14	1
Total Dissolved Solids	690		10		mg/L			02/05/19 11:11	1
Chemical Oxygen Demand	27		10		mg/L		02/05/19 10:17	02/05/19 10:17	1

TestAmerica Seattle

Client Sample Results

Client: SCS Engineers
Project/Site: Coupeville SWF 1st Quarter 2019

TestAmerica Job ID: 580-83633-1

Client Sample ID: 0119-12

Lab Sample ID: 580-83633-12

Date Collected: 01/30/19 13:15

Matrix: Water

Date Received: 01/31/19 12:30

Method: 8260C - Volatile Organic Compounds (GC/MS)

Analyte	Result	Qualifier	RL	MDL	Unit	D	Prepared	Analyzed	Dil Fac
1,1,1,2-Tetrachloroethane	ND		0.30		ug/L			02/05/19 16:34	1
1,1,1-Trichloroethane	ND		0.20		ug/L			02/05/19 16:34	1
1,1,2,2-Tetrachloroethane	ND		0.20		ug/L			02/05/19 16:34	1
1,1,2-Trichloroethane	ND		0.20		ug/L			02/05/19 16:34	1
1,1-Dichloroethane	ND		0.20		ug/L			02/05/19 16:34	1
1,1-Dichloroethene	ND		0.20		ug/L			02/05/19 16:34	1
1,2,3-Trichloropropane	ND		0.20		ug/L			02/05/19 16:34	1
1,2-Dibromo-3-Chloropropane	ND		2.0		ug/L			02/05/19 16:34	1
1,2-Dibromoethane	ND		0.10		ug/L			02/05/19 16:34	1
1,2-Dichlorobenzene	ND		0.30		ug/L			02/05/19 16:34	1
1,2-Dichloroethane	ND		0.20		ug/L			02/05/19 16:34	1
1,2-Dichloropropane	ND		0.20		ug/L			02/05/19 16:34	1
1,4-Dichlorobenzene	ND		0.30		ug/L			02/05/19 16:34	1
2-Butanone	ND		10		ug/L			02/05/19 16:34	1
2-Hexanone	ND		3.0		ug/L			02/05/19 16:34	1
4-Methyl-2-pentanone	ND		5.0		ug/L			02/05/19 16:34	1
Acetone	ND		6.0		ug/L			02/05/19 16:34	1
Acrylonitrile	ND		10		ug/L			02/05/19 16:34	1
Benzene	ND		0.20		ug/L			02/05/19 16:34	1
Bromochloromethane	ND		0.20		ug/L			02/05/19 16:34	1
Bromodichloromethane	ND		0.20		ug/L			02/05/19 16:34	1
Bromoform	ND		0.50		ug/L			02/05/19 16:34	1
Bromomethane	ND		0.50		ug/L			02/05/19 16:34	1
Carbon disulfide	ND		0.30		ug/L			02/05/19 16:34	1
Carbon tetrachloride	ND		0.20		ug/L			02/05/19 16:34	1
Chlorobenzene	ND		0.20		ug/L			02/05/19 16:34	1
Chloroethane	ND		0.50		ug/L			02/05/19 16:34	1
Chloroform	ND		0.20		ug/L			02/05/19 16:34	1
Chloromethane	ND		0.50		ug/L			02/05/19 16:34	1
cis-1,2-Dichloroethene	ND		0.20		ug/L			02/05/19 16:34	1
cis-1,3-Dichloropropene	ND		0.20		ug/L			02/05/19 16:34	1
Dibromochloromethane	ND		0.20		ug/L			02/05/19 16:34	1
Dibromomethane	ND		0.20		ug/L			02/05/19 16:34	1
Ethylbenzene	ND		0.20		ug/L			02/05/19 16:34	1
m,p-Xylene	ND		0.50		ug/L			02/05/19 16:34	1
Methyl iodide	ND		0.50		ug/L			02/05/19 16:34	1
Methylene Chloride	ND		5.0		ug/L			02/05/19 16:34	1
o-Xylene	ND		0.50		ug/L			02/05/19 16:34	1
Styrene	ND		0.50		ug/L			02/05/19 16:34	1
Tetrachloroethene	ND		0.50		ug/L			02/05/19 16:34	1
Toluene	ND		0.20		ug/L			02/05/19 16:34	1
trans-1,2-Dichloroethene	ND		0.20		ug/L			02/05/19 16:34	1
trans-1,3-Dichloropropene	ND		0.20		ug/L			02/05/19 16:34	1
trans-1,4-Dichloro-2-butene	ND		2.0		ug/L			02/05/19 16:34	1
Trichloroethene	ND		0.20		ug/L			02/05/19 16:34	1
Trichlorofluoromethane	ND		0.50		ug/L			02/05/19 16:34	1
Vinyl acetate	ND		1.0		ug/L			02/05/19 16:34	1
Vinyl chloride	ND		0.020		ug/L			02/05/19 16:34	1

TestAmerica Seattle

Client Sample Results

Client: SCS Engineers
Project/Site: Coupeville SWF 1st Quarter 2019

TestAmerica Job ID: 580-83633-1

Client Sample ID: 0119-12

Lab Sample ID: 580-83633-12

Date Collected: 01/30/19 13:15

Matrix: Water

Date Received: 01/31/19 12:30

Surrogate	%Recovery	Qualifier	Limits	Prepared	Analyzed	Dil Fac
1,2-Dichloroethane-d4 (Surr)	105		80 - 120		02/05/19 16:34	1
4-Bromofluorobenzene (Surr)	92		80 - 120		02/05/19 16:34	1
Dibromofluoromethane (Surr)	97		80 - 120		02/05/19 16:34	1
Toluene-d8 (Surr)	108		75 - 125		02/05/19 16:34	1
Trifluorotoluene (Surr)	109		80 - 120		02/05/19 16:34	1

Method: 6010C - Metals (ICP) - Dissolved

Analyte	Result	Qualifier	RL	MDL	Unit	D	Prepared	Analyzed	Dil Fac
Calcium	81		1.1		mg/L		02/08/19 10:20	02/12/19 11:49	1
Iron	ND		0.30		mg/L		02/08/19 10:20	02/12/19 11:49	1
Magnesium	47		1.1		mg/L		02/08/19 10:20	02/12/19 11:49	1
Manganese	ND		0.020		mg/L		02/08/19 10:20	02/12/19 11:49	1
Potassium	5.6		3.3		mg/L		02/08/19 10:20	02/12/19 11:49	1
Sodium	32		2.0		mg/L		02/08/19 10:20	02/12/19 11:49	1

Method: 6020A - Metals (ICP/MS) - Total Recoverable

Analyte	Result	Qualifier	RL	MDL	Unit	D	Prepared	Analyzed	Dil Fac
Antimony	ND		0.00040		mg/L		02/12/19 08:38	02/12/19 16:33	1
Arsenic	0.0037		0.0010		mg/L		02/12/19 08:38	02/12/19 16:33	1
Barium	0.025		0.0012		mg/L		02/12/19 08:38	02/12/19 16:33	1
Beryllium	ND		0.00040		mg/L		02/12/19 08:38	02/12/19 16:33	1
Cadmium	ND		0.00040		mg/L		02/12/19 08:38	02/12/19 16:33	1
Chromium	0.0014		0.00040		mg/L		02/12/19 08:38	02/12/19 16:33	1
Cobalt	ND		0.00040		mg/L		02/12/19 08:38	02/12/19 16:33	1
Copper	0.063		0.0020		mg/L		02/12/19 08:38	02/12/19 16:33	1
Lead	ND		0.00080		mg/L		02/12/19 08:38	02/12/19 16:33	1
Nickel	ND		0.0030		mg/L		02/12/19 08:38	02/12/19 16:33	1
Selenium	ND		0.0080		mg/L		02/12/19 08:38	02/12/19 16:33	1
Silver	ND		0.00040		mg/L		02/12/19 08:38	02/12/19 16:33	1
Thallium	ND		0.0010		mg/L		02/12/19 08:38	02/12/19 16:33	1
Vanadium	ND		0.0040		mg/L		02/12/19 08:38	02/12/19 16:33	1
Zinc	0.058		0.0070		mg/L		02/12/19 08:38	02/12/19 16:33	1

General Chemistry

Analyte	Result	Qualifier	RL	MDL	Unit	D	Prepared	Analyzed	Dil Fac
Fluoride	ND		0.20		mg/L			01/31/19 18:10	1
Nitrate Nitrite as N	ND		0.40		mg/L			01/31/19 18:10	1
Chloride	57		0.90		mg/L			01/31/19 18:10	1
Sulfate	45		1.2		mg/L			01/31/19 18:10	1
Ammonia	ND		0.50		mg/L		02/13/19 12:42	02/14/19 09:20	1
Total Organic Carbon	1.4		1.0		mg/L			02/14/19 13:16	1
Analyte	Result	Qualifier	RL	RL	Unit	D	Prepared	Analyzed	Dil Fac
Alkalinity	320		5.0		mg/L			02/07/19 10:14	1
Bicarbonate Alkalinity as CaCO3	320		5.0		mg/L			02/07/19 10:14	1
Carbonate Alkalinity as CaCO3	ND		5.0		mg/L			02/07/19 10:14	1
Hydroxide Alkalinity as CaCO3	ND		5.0		mg/L			02/07/19 10:14	1
Total Dissolved Solids	470		10		mg/L			02/05/19 11:11	1
Chemical Oxygen Demand	26		10		mg/L		02/05/19 10:17	02/05/19 10:17	1

TestAmerica Seattle

Client Sample Results

Client: SCS Engineers
 Project/Site: Coupeville SWF 1st Quarter 2019

TestAmerica Job ID: 580-83633-1

Client Sample ID: Trip Blank

Lab Sample ID: 580-83633-13

Date Collected: 01/30/19 00:00

Matrix: Water

Date Received: 01/31/19 12:30

Method: 8260C - Volatile Organic Compounds (GC/MS)

Analyte	Result	Qualifier	RL	MDL	Unit	D	Prepared	Analyzed	Dil Fac
1,1,1,2-Tetrachloroethane	ND		0.30		ug/L			02/08/19 14:29	1
1,1,1-Trichloroethane	ND		0.20		ug/L			02/08/19 14:29	1
1,1,2,2-Tetrachloroethane	ND		0.20		ug/L			02/08/19 14:29	1
1,1,2-Trichloroethane	ND		0.20		ug/L			02/08/19 14:29	1
1,1-Dichloroethane	ND		0.20		ug/L			02/08/19 14:29	1
1,1-Dichloroethene	ND		0.20		ug/L			02/08/19 14:29	1
1,2,3-Trichloropropane	ND		0.20		ug/L			02/08/19 14:29	1
1,2-Dibromo-3-Chloropropane	ND		2.0		ug/L			02/08/19 14:29	1
1,2-Dibromoethane	ND		0.10		ug/L			02/08/19 14:29	1
1,2-Dichlorobenzene	ND		0.30		ug/L			02/08/19 14:29	1
1,2-Dichloroethane	ND		0.20		ug/L			02/08/19 14:29	1
1,2-Dichloropropane	ND		0.20		ug/L			02/08/19 14:29	1
1,4-Dichlorobenzene	ND		0.30		ug/L			02/08/19 14:29	1
2-Butanone	ND		10		ug/L			02/08/19 14:29	1
2-Hexanone	ND		3.0		ug/L			02/08/19 14:29	1
4-Methyl-2-pentanone	ND		5.0		ug/L			02/08/19 14:29	1
Acetone	ND		6.0		ug/L			02/08/19 14:29	1
Acrylonitrile	ND		10		ug/L			02/08/19 14:29	1
Benzene	ND		0.20		ug/L			02/08/19 14:29	1
Bromochloromethane	ND		0.20		ug/L			02/08/19 14:29	1
Bromodichloromethane	ND		0.20		ug/L			02/08/19 14:29	1
Bromoform	ND		0.50		ug/L			02/08/19 14:29	1
Bromomethane	ND		0.50		ug/L			02/08/19 14:29	1
Carbon disulfide	ND		0.30		ug/L			02/08/19 14:29	1
Carbon tetrachloride	ND		0.20		ug/L			02/08/19 14:29	1
Chlorobenzene	ND		0.20		ug/L			02/08/19 14:29	1
Chloroethane	ND		0.50		ug/L			02/08/19 14:29	1
Chloroform	ND		0.20		ug/L			02/08/19 14:29	1
Chloromethane	ND		0.50		ug/L			02/08/19 14:29	1
cis-1,2-Dichloroethene	ND		0.20		ug/L			02/08/19 14:29	1
cis-1,3-Dichloropropene	ND		0.20		ug/L			02/08/19 14:29	1
Dibromochloromethane	ND		0.20		ug/L			02/08/19 14:29	1
Dibromomethane	ND		0.20		ug/L			02/08/19 14:29	1
Ethylbenzene	ND		0.20		ug/L			02/08/19 14:29	1
m,p-Xylene	ND		0.50		ug/L			02/08/19 14:29	1
Methyl iodide	ND		0.50		ug/L			02/08/19 14:29	1
Methylene Chloride	ND		5.0		ug/L			02/08/19 14:29	1
o-Xylene	ND		0.50		ug/L			02/08/19 14:29	1
Styrene	ND		0.50		ug/L			02/08/19 14:29	1
Tetrachloroethene	ND		0.50		ug/L			02/08/19 14:29	1
Toluene	ND		0.20		ug/L			02/08/19 14:29	1
trans-1,2-Dichloroethene	ND		0.20		ug/L			02/08/19 14:29	1
trans-1,3-Dichloropropene	ND		0.20		ug/L			02/08/19 14:29	1
trans-1,4-Dichloro-2-butene	ND		2.0		ug/L			02/08/19 14:29	1
Trichloroethene	ND		0.20		ug/L			02/08/19 14:29	1
Trichlorofluoromethane	ND		0.50		ug/L			02/08/19 14:29	1
Vinyl acetate	ND *		1.0		ug/L			02/08/19 14:29	1
Vinyl chloride	ND		0.020		ug/L			02/08/19 14:29	1

TestAmerica Seattle

Client Sample Results

Client: SCS Engineers
Project/Site: Coupeville SWF 1st Quarter 2019

TestAmerica Job ID: 580-83633-1

Client Sample ID: Trip Blank

Date Collected: 01/30/19 00:00

Date Received: 01/31/19 12:30

Lab Sample ID: 580-83633-13

Matrix: Water

<u>Surrogate</u>	<u>%Recovery</u>	<u>Qualifier</u>	<u>Limits</u>	<u>Prepared</u>	<u>Analyzed</u>	<u>Dil Fac</u>
1,2-Dichloroethane-d4 (Surr)	100		80 - 120		02/08/19 14:29	1
4-Bromofluorobenzene (Surr)	100		80 - 120		02/08/19 14:29	1
Dibromofluoromethane (Surr)	99		80 - 120		02/08/19 14:29	1
Toluene-d8 (Surr)	101		75 - 125		02/08/19 14:29	1
Trifluorotoluene (Surr)	110		80 - 120		02/08/19 14:29	1

QC Sample Results

Client: SCS Engineers
 Project/Site: Coupeville SWF 1st Quarter 2019

TestAmerica Job ID: 580-83633-1

Method: 8260C - Volatile Organic Compounds (GC/MS)

Lab Sample ID: MB 580-294068/7

Matrix: Water

Analysis Batch: 294068

Client Sample ID: Method Blank

Prep Type: Total/NA

Analyte	MB Result	MB Qualifier	RL	MDL	Unit	D	Prepared	Analyzed	Dil Fac
1,1,1,2-Tetrachloroethane	ND		0.30		ug/L			02/01/19 15:04	1
1,1,1-Trichloroethane	ND		0.20		ug/L			02/01/19 15:04	1
1,1,2,2-Tetrachloroethane	ND		0.20		ug/L			02/01/19 15:04	1
1,1,2-Trichloroethane	ND		0.20		ug/L			02/01/19 15:04	1
1,1-Dichloroethane	ND		0.20		ug/L			02/01/19 15:04	1
1,1-Dichloroethene	ND		0.20		ug/L			02/01/19 15:04	1
1,2,3-Trichloropropane	ND		0.20		ug/L			02/01/19 15:04	1
1,2-Dibromo-3-Chloropropane	ND		2.0		ug/L			02/01/19 15:04	1
1,2-Dibromoethane	ND		0.10		ug/L			02/01/19 15:04	1
1,2-Dichlorobenzene	ND		0.30		ug/L			02/01/19 15:04	1
1,2-Dichloroethane	ND		0.20		ug/L			02/01/19 15:04	1
1,2-Dichloropropane	ND		0.20		ug/L			02/01/19 15:04	1
1,4-Dichlorobenzene	ND		0.30		ug/L			02/01/19 15:04	1
2-Butanone	ND		10		ug/L			02/01/19 15:04	1
2-Hexanone	ND		3.0		ug/L			02/01/19 15:04	1
4-Methyl-2-pentanone	ND		5.0		ug/L			02/01/19 15:04	1
Acetone	ND		6.0		ug/L			02/01/19 15:04	1
Acrylonitrile	ND		10		ug/L			02/01/19 15:04	1
Benzene	ND		0.20		ug/L			02/01/19 15:04	1
Bromochloromethane	ND		0.20		ug/L			02/01/19 15:04	1
Bromodichloromethane	ND		0.20		ug/L			02/01/19 15:04	1
Bromoform	ND		0.50		ug/L			02/01/19 15:04	1
Bromomethane	ND		0.50		ug/L			02/01/19 15:04	1
Carbon disulfide	ND		0.30		ug/L			02/01/19 15:04	1
Carbon tetrachloride	ND		0.20		ug/L			02/01/19 15:04	1
Chlorobenzene	ND		0.20		ug/L			02/01/19 15:04	1
Chloroethane	ND		0.50		ug/L			02/01/19 15:04	1
Chloroform	ND		0.20		ug/L			02/01/19 15:04	1
Chloromethane	ND		0.50		ug/L			02/01/19 15:04	1
cis-1,2-Dichloroethene	ND		0.20		ug/L			02/01/19 15:04	1
cis-1,3-Dichloropropene	ND		0.20		ug/L			02/01/19 15:04	1
Dibromochloromethane	ND		0.20		ug/L			02/01/19 15:04	1
Dibromomethane	ND		0.20		ug/L			02/01/19 15:04	1
Ethylbenzene	ND		0.20		ug/L			02/01/19 15:04	1
m,p-Xylene	ND		0.50		ug/L			02/01/19 15:04	1
Methyl iodide	ND		0.50		ug/L			02/01/19 15:04	1
Methylene Chloride	ND		5.0		ug/L			02/01/19 15:04	1
o-Xylene	ND		0.50		ug/L			02/01/19 15:04	1
Styrene	ND		0.50		ug/L			02/01/19 15:04	1
Tetrachloroethene	ND		0.50		ug/L			02/01/19 15:04	1
Toluene	ND		0.20		ug/L			02/01/19 15:04	1
trans-1,2-Dichloroethene	ND		0.20		ug/L			02/01/19 15:04	1
trans-1,3-Dichloropropene	ND		0.20		ug/L			02/01/19 15:04	1
trans-1,4-Dichloro-2-butene	ND		2.0		ug/L			02/01/19 15:04	1
Trichloroethene	ND		0.20		ug/L			02/01/19 15:04	1
Trichlorofluoromethane	ND		0.50		ug/L			02/01/19 15:04	1
Vinyl acetate	ND		1.0		ug/L			02/01/19 15:04	1
Vinyl chloride	ND		0.020		ug/L			02/01/19 15:04	1

TestAmerica Seattle

QC Sample Results

Client: SCS Engineers
 Project/Site: Coupeville SWF 1st Quarter 2019

TestAmerica Job ID: 580-83633-1

Surrogate	MB MB		Limits	Prepared	Analyzed	Dil Fac
	%Recovery	Qualifier				
1,2-Dichloroethane-d4 (Surr)	107		80 - 120		02/01/19 15:04	1
4-Bromofluorobenzene (Surr)	106		80 - 120		02/01/19 15:04	1
Dibromofluoromethane (Surr)	97		80 - 120		02/01/19 15:04	1
Toluene-d8 (Surr)	103		75 - 125		02/01/19 15:04	1
Trifluorotoluene (Surr)	105		80 - 120		02/01/19 15:04	1

Lab Sample ID: LCS 580-294068/4
Matrix: Water
Analysis Batch: 294068

Client Sample ID: Lab Control Sample
Prep Type: Total/NA

Analyte	Spike Added	LCS Result	LCS Qualifier	Unit	D	%Rec	%Rec. Limits
1,1,1,2-Tetrachloroethane	5.00	5.14		ug/L		103	79 - 139
1,1,1-Trichloroethane	5.00	4.98		ug/L		100	74 - 137
1,1,2,2-Tetrachloroethane	5.00	5.16		ug/L		103	69 - 147
1,1,2-Trichloroethane	5.00	4.58		ug/L		92	80 - 127
1,1-Dichloroethane	5.00	4.92		ug/L		98	80 - 135
1,1-Dichloroethene	5.00	4.74		ug/L		95	71 - 134
1,2,3-Trichloropropane	5.00	5.04		ug/L		101	80 - 127
1,2-Dibromo-3-Chloropropane	5.00	5.30		ug/L		106	69 - 130
1,2-Dibromoethane	5.00	4.65		ug/L		93	80 - 126
1,2-Dichlorobenzene	5.00	4.96		ug/L		99	80 - 129
1,2-Dichloroethane	5.00	4.72		ug/L		94	80 - 130
1,2-Dichloropropane	5.00	4.52		ug/L		90	80 - 130
1,4-Dichlorobenzene	5.00	4.97		ug/L		99	80 - 129
2-Butanone	25.0	23.7		ug/L		95	64 - 144
2-Hexanone	25.0	28.9		ug/L		116	77 - 144
4-Methyl-2-pentanone	25.0	24.6		ug/L		98	78 - 137
Acetone	25.0	27.7		ug/L		111	43 - 150
Acrylonitrile	50.0	45.2		ug/L		90	67 - 148
Benzene	5.00	4.63		ug/L		93	73 - 133
Bromochloromethane	5.00	4.64		ug/L		93	79 - 131
Bromodichloromethane	5.00	4.67		ug/L		93	80 - 131
Bromoform	5.00	5.42		ug/L		108	69 - 125
Bromomethane	5.00	4.50		ug/L		90	61 - 141
Carbon disulfide	5.00	4.75		ug/L		95	65 - 138
Carbon tetrachloride	5.00	4.77		ug/L		95	71 - 140
Chlorobenzene	5.00	4.84		ug/L		97	80 - 129
Chloroethane	5.00	5.13		ug/L		103	58 - 150
Chloroform	5.00	4.78		ug/L		96	80 - 130
Chloromethane	5.00	3.88		ug/L		78	61 - 143
cis-1,2-Dichloroethene	5.00	4.91		ug/L		98	79 - 130
cis-1,3-Dichloropropene	5.00	5.18		ug/L		104	79 - 132
Dibromochloromethane	5.00	4.83		ug/L		97	76 - 131
Dibromomethane	5.00	4.67		ug/L		93	76 - 129
Ethylbenzene	5.00	5.64		ug/L		113	74 - 138
m,p-Xylene	5.00	5.58		ug/L		112	73 - 130
Methyl iodide	5.00	4.96		ug/L		99	76 - 133
Methylene Chloride	5.00	5.03		ug/L		101	75 - 134
o-Xylene	5.00	5.19		ug/L		104	80 - 139
Styrene	5.00	4.97		ug/L		99	74 - 136
Tetrachloroethene	5.00	5.05		ug/L		101	75 - 131
Toluene	5.00	4.91		ug/L		98	80 - 126
trans-1,2-Dichloroethene	5.00	4.71		ug/L		94	75 - 133
trans-1,3-Dichloropropene	5.00	5.00		ug/L		100	78 - 128

TestAmerica Seattle

QC Sample Results

Client: SCS Engineers
Project/Site: Coupeville SWF 1st Quarter 2019

TestAmerica Job ID: 580-83633-1

Method: 8260C - Volatile Organic Compounds (GC/MS) (Continued)

Lab Sample ID: LCS 580-294068/4

Matrix: Water

Analysis Batch: 294068

Client Sample ID: Lab Control Sample

Prep Type: Total/NA

Analyte	Spike Added	LCS Result	LCS Qualifier	Unit	D	%Rec	%Rec. Limits
trans-1,4-Dichloro-2-butene	5.00	5.23		ug/L		105	20 - 150
Trichloroethene	5.00	4.59		ug/L		92	72 - 136
Trichlorofluoromethane	5.00	4.82		ug/L		96	60 - 139
Vinyl acetate	12.5	13.7		ug/L		109	22 - 150
Vinyl chloride	5.00	4.03		ug/L		81	59 - 140

Surrogate	LCS %Recovery	LCS Qualifier	Limits
1,2-Dichloroethane-d4 (Surr)	101		80 - 120
4-Bromofluorobenzene (Surr)	107		80 - 120
Dibromofluoromethane (Surr)	98		80 - 120
Toluene-d8 (Surr)	98		75 - 125
Trifluorotoluene (Surr)	102		80 - 120

Lab Sample ID: LCSD 580-294068/5

Matrix: Water

Analysis Batch: 294068

Client Sample ID: Lab Control Sample Dup

Prep Type: Total/NA

Analyte	Spike Added	LCSD Result	LCSD Qualifier	Unit	D	%Rec	%Rec. Limits	RPD	RPD Limit
1,1,1,2-Tetrachloroethane	5.00	5.18		ug/L		104	79 - 139	1	20
1,1,1-Trichloroethane	5.00	4.96		ug/L		99	74 - 137	0	20
1,1,1,2-Tetrachloroethane	5.00	5.31		ug/L		106	69 - 147	3	16
1,1,2-Trichloroethane	5.00	4.81		ug/L		96	80 - 127	5	19
1,1-Dichloroethane	5.00	4.88		ug/L		98	80 - 135	1	20
1,1-Dichloroethene	5.00	4.66		ug/L		93	71 - 134	2	28
1,2,3-Trichloropropane	5.00	5.26		ug/L		105	80 - 127	4	20
1,2-Dibromo-3-Chloropropane	5.00	5.10		ug/L		102	69 - 130	4	20
1,2-Dibromoethane	5.00	4.84		ug/L		97	80 - 126	4	20
1,2-Dichlorobenzene	5.00	5.01		ug/L		100	80 - 129	1	14
1,2-Dichloroethane	5.00	4.89		ug/L		98	80 - 130	3	15
1,2-Dichloropropane	5.00	4.82		ug/L		96	80 - 130	6	20
1,4-Dichlorobenzene	5.00	5.21		ug/L		104	80 - 129	5	11
2-Butanone	25.0	24.2		ug/L		97	64 - 144	2	29
2-Hexanone	25.0	29.4		ug/L		118	77 - 144	2	21
4-Methyl-2-pentanone	25.0	24.5		ug/L		98	78 - 137	0	19
Acetone	25.0	25.5		ug/L		102	43 - 150	8	35
Acrylonitrile	50.0	43.0		ug/L		86	67 - 148	5	23
Benzene	5.00	4.81		ug/L		96	73 - 133	4	20
Bromochloromethane	5.00	4.58		ug/L		92	79 - 131	1	20
Bromodichloromethane	5.00	4.90		ug/L		98	80 - 131	5	20
Bromoform	5.00	5.44		ug/L		109	69 - 125	1	20
Bromomethane	5.00	4.38		ug/L		88	61 - 141	3	31
Carbon disulfide	5.00	4.62		ug/L		92	65 - 138	3	23
Carbon tetrachloride	5.00	4.83		ug/L		97	71 - 140	1	21
Chlorobenzene	5.00	5.06		ug/L		101	80 - 129	4	12
Chloroethane	5.00	4.16		ug/L		83	58 - 150	21	35
Chloroform	5.00	4.76		ug/L		95	80 - 130	0	20
Chloromethane	5.00	3.71		ug/L		74	61 - 143	4	31
cis-1,2-Dichloroethene	5.00	4.88		ug/L		98	79 - 130	1	20

TestAmerica Seattle

QC Sample Results

Client: SCS Engineers
Project/Site: Coupeville SWF 1st Quarter 2019

TestAmerica Job ID: 580-83633-1

Method: 8260C - Volatile Organic Compounds (GC/MS) (Continued)

Lab Sample ID: LCSD 580-294068/5
Matrix: Water
Analysis Batch: 294068

Client Sample ID: Lab Control Sample Dup
Prep Type: Total/NA

Analyte	Spike Added	LCSD Result	LCSD Qualifier	Unit	D	%Rec	%Rec. Limits	RPD	RPD Limit
cis-1,3-Dichloropropene	5.00	5.50		ug/L		110	79 - 132	6	22
Dibromochloromethane	5.00	4.96		ug/L		99	76 - 131	3	20
Dibromomethane	5.00	4.84		ug/L		97	76 - 129	4	20
Ethylbenzene	5.00	5.87		ug/L		117	74 - 138	4	20
m,p-Xylene	5.00	5.80		ug/L		116	73 - 130	4	20
Methyl iodide	5.00	4.77		ug/L		95	76 - 133	4	15
Methylene Chloride	5.00	4.83	J	ug/L		97	75 - 134	4	29
o-Xylene	5.00	5.32		ug/L		106	80 - 139	2	20
Styrene	5.00	5.11		ug/L		102	74 - 136	3	20
Tetrachloroethene	5.00	5.23		ug/L		105	75 - 131	4	20
Toluene	5.00	5.14		ug/L		103	80 - 126	5	20
trans-1,2-Dichloroethene	5.00	4.70		ug/L		94	75 - 133	0	27
trans-1,3-Dichloropropene	5.00	5.28		ug/L		106	78 - 128	5	21
trans-1,4-Dichloro-2-butene	5.00	5.50		ug/L		110	20 - 150	5	20
Trichloroethene	5.00	4.76		ug/L		95	72 - 136	4	20
Trichlorofluoromethane	5.00	4.72		ug/L		94	60 - 139	2	31
Vinyl acetate	12.5	14.9		ug/L		119	22 - 150	8	35
Vinyl chloride	5.00	3.89		ug/L		78	59 - 140	3	30

Surrogate	LCSD %Recovery	LCSD Qualifier	LCSD Limits
1,2-Dichloroethane-d4 (Surr)	101		80 - 120
4-Bromofluorobenzene (Surr)	106		80 - 120
Dibromofluoromethane (Surr)	94		80 - 120
Toluene-d8 (Surr)	98		75 - 125
Trifluorotoluene (Surr)	100		80 - 120

Lab Sample ID: MB 580-294168/7
Matrix: Water
Analysis Batch: 294168

Client Sample ID: Method Blank
Prep Type: Total/NA

Analyte	MB Result	MB Qualifier	RL	MDL	Unit	D	Prepared	Analyzed	Dil Fac
1,1,1,2-Tetrachloroethane	ND		0.30		ug/L			02/05/19 14:21	1
1,1,1-Trichloroethane	ND		0.20		ug/L			02/05/19 14:21	1
1,1,2,2-Tetrachloroethane	ND		0.20		ug/L			02/05/19 14:21	1
1,1,2-Trichloroethane	ND		0.20		ug/L			02/05/19 14:21	1
1,1-Dichloroethane	ND		0.20		ug/L			02/05/19 14:21	1
1,1-Dichloroethene	ND		0.20		ug/L			02/05/19 14:21	1
1,2,3-Trichloropropane	ND		0.20		ug/L			02/05/19 14:21	1
1,2-Dibromo-3-Chloropropane	ND		2.0		ug/L			02/05/19 14:21	1
1,2-Dibromoethane	ND		0.10		ug/L			02/05/19 14:21	1
1,2-Dichlorobenzene	ND		0.30		ug/L			02/05/19 14:21	1
1,2-Dichloroethane	ND		0.20		ug/L			02/05/19 14:21	1
1,2-Dichloropropane	ND		0.20		ug/L			02/05/19 14:21	1
1,4-Dichlorobenzene	ND		0.30		ug/L			02/05/19 14:21	1
2-Butanone	ND		10		ug/L			02/05/19 14:21	1
2-Hexanone	ND		3.0		ug/L			02/05/19 14:21	1
4-Methyl-2-pentanone	ND		5.0		ug/L			02/05/19 14:21	1
Acetone	ND		6.0		ug/L			02/05/19 14:21	1

TestAmerica Seattle

QC Sample Results

Client: SCS Engineers
 Project/Site: Coupeville SWF 1st Quarter 2019

TestAmerica Job ID: 580-83633-1

Method: 8260C - Volatile Organic Compounds (GC/MS) (Continued)

Lab Sample ID: MB 580-294168/7
Matrix: Water
Analysis Batch: 294168

Client Sample ID: Method Blank
Prep Type: Total/NA

Analyte	MB Result	MB Qualifier	RL	MDL	Unit	D	Prepared	Analyzed	Dil Fac
Acrylonitrile	ND		10		ug/L			02/05/19 14:21	1
Benzene	ND		0.20		ug/L			02/05/19 14:21	1
Bromochloromethane	ND		0.20		ug/L			02/05/19 14:21	1
Bromodichloromethane	ND		0.20		ug/L			02/05/19 14:21	1
Bromoform	ND		0.50		ug/L			02/05/19 14:21	1
Bromomethane	ND		0.50		ug/L			02/05/19 14:21	1
Carbon disulfide	ND		0.30		ug/L			02/05/19 14:21	1
Carbon tetrachloride	ND		0.20		ug/L			02/05/19 14:21	1
Chlorobenzene	ND		0.20		ug/L			02/05/19 14:21	1
Chloroethane	ND		0.50		ug/L			02/05/19 14:21	1
Chloroform	ND		0.20		ug/L			02/05/19 14:21	1
Chloromethane	ND		0.50		ug/L			02/05/19 14:21	1
cis-1,2-Dichloroethene	ND		0.20		ug/L			02/05/19 14:21	1
cis-1,3-Dichloropropene	ND		0.20		ug/L			02/05/19 14:21	1
Dibromochloromethane	ND		0.20		ug/L			02/05/19 14:21	1
Dibromomethane	ND		0.20		ug/L			02/05/19 14:21	1
Ethylbenzene	ND		0.20		ug/L			02/05/19 14:21	1
m,p-Xylene	ND		0.50		ug/L			02/05/19 14:21	1
Methyl iodide	ND		0.50		ug/L			02/05/19 14:21	1
Methylene Chloride	ND		5.0		ug/L			02/05/19 14:21	1
o-Xylene	ND		0.50		ug/L			02/05/19 14:21	1
Styrene	ND		0.50		ug/L			02/05/19 14:21	1
Tetrachloroethene	ND		0.50		ug/L			02/05/19 14:21	1
Toluene	ND		0.20		ug/L			02/05/19 14:21	1
trans-1,2-Dichloroethene	ND		0.20		ug/L			02/05/19 14:21	1
trans-1,3-Dichloropropene	ND		0.20		ug/L			02/05/19 14:21	1
trans-1,4-Dichloro-2-butene	ND		2.0		ug/L			02/05/19 14:21	1
Trichloroethene	ND		0.20		ug/L			02/05/19 14:21	1
Trichlorofluoromethane	ND		0.50		ug/L			02/05/19 14:21	1
Vinyl acetate	ND		1.0		ug/L			02/05/19 14:21	1
Vinyl chloride	ND		0.020		ug/L			02/05/19 14:21	1

Surrogate	MB %Recovery	MB Qualifier	Limits	Prepared	Analyzed	Dil Fac
1,2-Dichloroethane-d4 (Surr)	104		80 - 120		02/05/19 14:21	1
4-Bromofluorobenzene (Surr)	98		80 - 120		02/05/19 14:21	1
Dibromofluoromethane (Surr)	95		80 - 120		02/05/19 14:21	1
Toluene-d8 (Surr)	104		75 - 125		02/05/19 14:21	1
Trifluorotoluene (Surr)	109		80 - 120		02/05/19 14:21	1

Lab Sample ID: LCS 580-294168/4
Matrix: Water
Analysis Batch: 294168

Client Sample ID: Lab Control Sample
Prep Type: Total/NA

Analyte	Spike Added	LCS Result	LCS Qualifier	Unit	D	%Rec	%Rec. Limits
1,1,1,2-Tetrachloroethane	5.00	4.87		ug/L		97	79 - 139
1,1,1-Trichloroethane	5.00	4.69		ug/L		94	74 - 137
1,1,2,2-Tetrachloroethane	5.00	5.37		ug/L		107	69 - 147
1,1,2-Trichloroethane	5.00	4.90		ug/L		98	80 - 127

TestAmerica Seattle

QC Sample Results

Client: SCS Engineers
Project/Site: Coupeville SWF 1st Quarter 2019

TestAmerica Job ID: 580-83633-1

Method: 8260C - Volatile Organic Compounds (GC/MS) (Continued)

Lab Sample ID: LCS 580-294168/4

Matrix: Water

Analysis Batch: 294168

Client Sample ID: Lab Control Sample

Prep Type: Total/NA

Analyte	Spike Added	LCS Result	LCS Qualifier	Unit	D	%Rec	%Rec. Limits
1,1-Dichloroethane	5.00	4.64		ug/L		93	80 - 135
1,1-Dichloroethene	5.00	4.51		ug/L		90	71 - 134
1,2,3-Trichloropropane	5.00	5.19		ug/L		104	80 - 127
1,2-Dibromo-3-Chloropropane	5.00	4.59		ug/L		92	69 - 130
1,2-Dibromoethane	5.00	4.98		ug/L		100	80 - 126
1,2-Dichlorobenzene	5.00	4.84		ug/L		97	80 - 129
1,2-Dichloroethane	5.00	4.83		ug/L		97	80 - 130
1,2-Dichloropropane	5.00	4.82		ug/L		96	80 - 130
1,4-Dichlorobenzene	5.00	5.13		ug/L		103	80 - 129
2-Butanone	25.0	26.6		ug/L		106	64 - 144
2-Hexanone	25.0	31.5		ug/L		126	77 - 144
4-Methyl-2-pentanone	25.0	26.1		ug/L		104	78 - 137
Acetone	25.0	26.3		ug/L		105	43 - 150
Acrylonitrile	50.0	44.5		ug/L		89	67 - 148
Benzene	5.00	4.75		ug/L		95	73 - 133
Bromochloromethane	5.00	4.47		ug/L		89	79 - 131
Bromodichloromethane	5.00	4.76		ug/L		95	80 - 131
Bromoform	5.00	4.98		ug/L		100	69 - 125
Bromomethane	5.00	4.28		ug/L		86	61 - 141
Carbon disulfide	5.00	4.37		ug/L		87	65 - 138
Carbon tetrachloride	5.00	4.53		ug/L		91	71 - 140
Chlorobenzene	5.00	4.98		ug/L		100	80 - 129
Chloroethane	5.00	4.06		ug/L		81	58 - 150
Chloroform	5.00	4.60		ug/L		92	80 - 130
Chloromethane	5.00	3.74		ug/L		75	61 - 143
cis-1,2-Dichloroethene	5.00	4.75		ug/L		95	79 - 130
cis-1,3-Dichloropropene	5.00	5.30		ug/L		106	79 - 132
Dibromochloromethane	5.00	4.84		ug/L		97	76 - 131
Dibromomethane	5.00	4.72		ug/L		94	76 - 129
Ethylbenzene	5.00	5.73		ug/L		115	74 - 138
m,p-Xylene	5.00	5.62		ug/L		112	73 - 130
Methyl iodide	5.00	4.54		ug/L		91	76 - 133
Methylene Chloride	5.00	4.70	J	ug/L		94	75 - 134
o-Xylene	5.00	5.14		ug/L		103	80 - 139
Styrene	5.00	4.88		ug/L		98	74 - 136
Tetrachloroethene	5.00	5.01		ug/L		100	75 - 131
Toluene	5.00	5.07		ug/L		101	80 - 126
trans-1,2-Dichloroethene	5.00	4.43		ug/L		89	75 - 133
trans-1,3-Dichloropropene	5.00	5.11		ug/L		102	78 - 128
trans-1,4-Dichloro-2-butene	5.00	4.68		ug/L		94	20 - 150
Trichloroethene	5.00	4.66		ug/L		93	72 - 136
Trichlorofluoromethane	5.00	4.42		ug/L		88	60 - 139
Vinyl acetate	12.5	14.0		ug/L		112	22 - 150
Vinyl chloride	5.00	3.92		ug/L		78	59 - 140

Surrogate	LCS %Recovery	LCS Qualifier	Limits
1,2-Dichloroethane-d4 (Surr)	101		80 - 120
4-Bromofluorobenzene (Surr)	104		80 - 120

TestAmerica Seattle

QC Sample Results

Client: SCS Engineers
Project/Site: Coupeville SWF 1st Quarter 2019

TestAmerica Job ID: 580-83633-1

Method: 8260C - Volatile Organic Compounds (GC/MS) (Continued)

Lab Sample ID: LCS 580-294168/4

Matrix: Water

Analysis Batch: 294168

Client Sample ID: Lab Control Sample

Prep Type: Total/NA

Surrogate	LCS		Limits
	%Recovery	Qualifier	
Dibromofluoromethane (Surr)	93		80 - 120
Toluene-d8 (Surr)	98		75 - 125
Trifluorotoluene (Surr)	97		80 - 120

Lab Sample ID: LCSD 580-294168/5

Matrix: Water

Analysis Batch: 294168

Client Sample ID: Lab Control Sample Dup

Prep Type: Total/NA

Analyte	Spike Added	LCSD Result	LCSD Qualifier	Unit	D	%Rec	%Rec. Limits		RPD	RPD Limit
							RPD	Limit		
1,1,1,2-Tetrachloroethane	5.00	4.80		ug/L		96	79 - 139	1	20	
1,1,1-Trichloroethane	5.00	4.48		ug/L		90	74 - 137	5	20	
1,1,2,2-Tetrachloroethane	5.00	5.36		ug/L		107	69 - 147	0	16	
1,1,2-Trichloroethane	5.00	4.79		ug/L		96	80 - 127	2	19	
1,1-Dichloroethane	5.00	4.54		ug/L		91	80 - 135	2	20	
1,1-Dichloroethene	5.00	4.20		ug/L		84	71 - 134	7	28	
1,2,3-Trichloropropane	5.00	5.23		ug/L		105	80 - 127	1	20	
1,2-Dibromo-3-Chloropropane	5.00	4.78		ug/L		96	69 - 130	4	20	
1,2-Dibromoethane	5.00	4.87		ug/L		97	80 - 126	2	20	
1,2-Dichlorobenzene	5.00	4.77		ug/L		95	80 - 129	1	14	
1,2-Dichloroethane	5.00	4.81		ug/L		96	80 - 130	1	15	
1,2-Dichloropropane	5.00	4.62		ug/L		92	80 - 130	4	20	
1,4-Dichlorobenzene	5.00	4.99		ug/L		100	80 - 129	3	11	
2-Butanone	25.0	25.5		ug/L		102	64 - 144	4	29	
2-Hexanone	25.0	31.1		ug/L		124	77 - 144	1	21	
4-Methyl-2-pentanone	25.0	25.7		ug/L		103	78 - 137	1	19	
Acetone	25.0	25.7		ug/L		103	43 - 150	2	35	
Acrylonitrile	50.0	44.5		ug/L		89	67 - 148	0	23	
Benzene	5.00	4.60		ug/L		92	73 - 133	3	20	
Bromochloromethane	5.00	4.37		ug/L		87	79 - 131	2	20	
Bromodichloromethane	5.00	4.76		ug/L		95	80 - 131	0	20	
Bromoform	5.00	4.91		ug/L		98	69 - 125	1	20	
Bromomethane	5.00	4.12		ug/L		82	61 - 141	4	31	
Carbon disulfide	5.00	4.17		ug/L		83	65 - 138	5	23	
Carbon tetrachloride	5.00	4.37		ug/L		87	71 - 140	4	21	
Chlorobenzene	5.00	4.88		ug/L		98	80 - 129	2	12	
Chloroethane	5.00	3.97		ug/L		79	58 - 150	2	35	
Chloroform	5.00	4.51		ug/L		90	80 - 130	2	20	
Chloromethane	5.00	3.69		ug/L		74	61 - 143	1	31	
cis-1,2-Dichloroethene	5.00	4.61		ug/L		92	79 - 130	3	20	
cis-1,3-Dichloropropene	5.00	5.25		ug/L		105	79 - 132	1	22	
Dibromochloromethane	5.00	4.73		ug/L		95	76 - 131	2	20	
Dibromomethane	5.00	4.66		ug/L		93	76 - 129	1	20	
Ethylbenzene	5.00	5.52		ug/L		110	74 - 138	4	20	
m,p-Xylene	5.00	5.42		ug/L		108	73 - 130	4	20	
Methyl iodide	5.00	4.27		ug/L		85	76 - 133	6	15	
Methylene Chloride	5.00	4.58	J	ug/L		92	75 - 134	3	29	
o-Xylene	5.00	5.04		ug/L		101	80 - 139	2	20	
Styrene	5.00	4.80		ug/L		96	74 - 136	2	20	

TestAmerica Seattle

QC Sample Results

Client: SCS Engineers
 Project/Site: Coupeville SWF 1st Quarter 2019

TestAmerica Job ID: 580-83633-1

Method: 8260C - Volatile Organic Compounds (GC/MS) (Continued)

Lab Sample ID: LCSD 580-294168/5
Matrix: Water
Analysis Batch: 294168

Client Sample ID: Lab Control Sample Dup
Prep Type: Total/NA

Analyte	Spike Added	LCSD Result	LCSD Qualifier	Unit	D	%Rec	%Rec. Limits	RPD	RPD Limit
Tetrachloroethene	5.00	4.88		ug/L		98	75 - 131	3	20
Toluene	5.00	4.93		ug/L		99	80 - 126	3	20
trans-1,2-Dichloroethene	5.00	4.32		ug/L		86	75 - 133	3	27
trans-1,3-Dichloropropene	5.00	5.05		ug/L		101	78 - 128	1	21
trans-1,4-Dichloro-2-butene	5.00	4.76		ug/L		95	20 - 150	2	20
Trichloroethene	5.00	4.47		ug/L		89	72 - 136	4	20
Trichlorofluoromethane	5.00	4.21		ug/L		84	60 - 139	5	31
Vinyl acetate	12.5	15.4		ug/L		123	22 - 150	9	35
Vinyl chloride	5.00	3.64		ug/L		73	59 - 140	7	30

Surrogate	LCSD %Recovery	LCSD Qualifier	LCSD Limits
1,2-Dichloroethane-d4 (Surr)	102		80 - 120
4-Bromofluorobenzene (Surr)	105		80 - 120
Dibromofluoromethane (Surr)	93		80 - 120
Toluene-d8 (Surr)	98		75 - 125
Trifluorotoluene (Surr)	96		80 - 120

Lab Sample ID: MB 580-294395/7
Matrix: Water
Analysis Batch: 294395

Client Sample ID: Method Blank
Prep Type: Total/NA

Analyte	MB Result	MB Qualifier	RL	MDL	Unit	D	Prepared	Analyzed	Dil Fac
1,1,1,2-Tetrachloroethane	ND		0.30		ug/L			02/08/19 14:02	1
1,1,1-Trichloroethane	ND		0.20		ug/L			02/08/19 14:02	1
1,1,2,2-Tetrachloroethane	ND		0.20		ug/L			02/08/19 14:02	1
1,1,2-Trichloroethane	ND		0.20		ug/L			02/08/19 14:02	1
1,1-Dichloroethane	ND		0.20		ug/L			02/08/19 14:02	1
1,1-Dichloroethene	ND		0.20		ug/L			02/08/19 14:02	1
1,2,3-Trichloropropane	ND		0.20		ug/L			02/08/19 14:02	1
1,2-Dibromo-3-Chloropropane	ND		2.0		ug/L			02/08/19 14:02	1
1,2-Dibromoethane	ND		0.10		ug/L			02/08/19 14:02	1
1,2-Dichlorobenzene	ND		0.30		ug/L			02/08/19 14:02	1
1,2-Dichloroethane	ND		0.20		ug/L			02/08/19 14:02	1
1,2-Dichloropropane	ND		0.20		ug/L			02/08/19 14:02	1
1,4-Dichlorobenzene	ND		0.30		ug/L			02/08/19 14:02	1
2-Butanone	ND		10		ug/L			02/08/19 14:02	1
2-Hexanone	ND		3.0		ug/L			02/08/19 14:02	1
4-Methyl-2-pentanone	ND		5.0		ug/L			02/08/19 14:02	1
Acetone	ND		6.0		ug/L			02/08/19 14:02	1
Acrylonitrile	ND		10		ug/L			02/08/19 14:02	1
Benzene	ND		0.20		ug/L			02/08/19 14:02	1
Bromochloromethane	ND		0.20		ug/L			02/08/19 14:02	1
Bromodichloromethane	ND		0.20		ug/L			02/08/19 14:02	1
Bromoform	ND		0.50		ug/L			02/08/19 14:02	1
Bromomethane	ND		0.50		ug/L			02/08/19 14:02	1
Carbon disulfide	ND		0.30		ug/L			02/08/19 14:02	1
Carbon tetrachloride	ND		0.20		ug/L			02/08/19 14:02	1
Chlorobenzene	ND		0.20		ug/L			02/08/19 14:02	1

TestAmerica Seattle

QC Sample Results

Client: SCS Engineers
Project/Site: Coupeville SWF 1st Quarter 2019

TestAmerica Job ID: 580-83633-1

Method: 8260C - Volatile Organic Compounds (GC/MS) (Continued)

Lab Sample ID: MB 580-294395/7
Matrix: Water
Analysis Batch: 294395

Client Sample ID: Method Blank
Prep Type: Total/NA

Analyte	MB Result	MB Qualifier	RL	MDL	Unit	D	Prepared	Analyzed	Dil Fac
Chloroethane	ND		0.50		ug/L			02/08/19 14:02	1
Chloroform	ND		0.20		ug/L			02/08/19 14:02	1
Chloromethane	ND		0.50		ug/L			02/08/19 14:02	1
cis-1,2-Dichloroethene	ND		0.20		ug/L			02/08/19 14:02	1
cis-1,3-Dichloropropene	ND		0.20		ug/L			02/08/19 14:02	1
Dibromochloromethane	ND		0.20		ug/L			02/08/19 14:02	1
Dibromomethane	ND		0.20		ug/L			02/08/19 14:02	1
Ethylbenzene	ND		0.20		ug/L			02/08/19 14:02	1
m,p-Xylene	ND		0.50		ug/L			02/08/19 14:02	1
Methyl iodide	ND		0.50		ug/L			02/08/19 14:02	1
Methylene Chloride	ND		5.0		ug/L			02/08/19 14:02	1
o-Xylene	ND		0.50		ug/L			02/08/19 14:02	1
Styrene	ND		0.50		ug/L			02/08/19 14:02	1
Tetrachloroethene	ND		0.50		ug/L			02/08/19 14:02	1
Toluene	ND		0.20		ug/L			02/08/19 14:02	1
trans-1,2-Dichloroethene	ND		0.20		ug/L			02/08/19 14:02	1
trans-1,3-Dichloropropene	ND		0.20		ug/L			02/08/19 14:02	1
trans-1,4-Dichloro-2-butene	ND		2.0		ug/L			02/08/19 14:02	1
Trichloroethene	ND		0.20		ug/L			02/08/19 14:02	1
Trichlorofluoromethane	ND		0.50		ug/L			02/08/19 14:02	1
Vinyl acetate	ND		1.0		ug/L			02/08/19 14:02	1
Vinyl chloride	ND		0.020		ug/L			02/08/19 14:02	1

Surrogate	MB %Recovery	MB Qualifier	Limits	Prepared	Analyzed	Dil Fac
1,2-Dichloroethane-d4 (Surr)	101		80 - 120		02/08/19 14:02	1
4-Bromofluorobenzene (Surr)	102		80 - 120		02/08/19 14:02	1
Dibromofluoromethane (Surr)	98		80 - 120		02/08/19 14:02	1
Toluene-d8 (Surr)	101		75 - 125		02/08/19 14:02	1
Trifluorotoluene (Surr)	109		80 - 120		02/08/19 14:02	1

Lab Sample ID: LCS 580-294395/4
Matrix: Water
Analysis Batch: 294395

Client Sample ID: Lab Control Sample
Prep Type: Total/NA

Analyte	Spike Added	LCS Result	LCS Qualifier	Unit	D	%Rec	%Rec. Limits
1,1,1,2-Tetrachloroethane	5.00	5.23		ug/L		105	79 - 139
1,1,1-Trichloroethane	5.00	4.99		ug/L		100	74 - 137
1,1,2,2-Tetrachloroethane	5.00	5.02		ug/L		100	69 - 147
1,1,2-Trichloroethane	5.00	5.02		ug/L		100	80 - 127
1,1-Dichloroethane	5.00	4.88		ug/L		98	80 - 135
1,1-Dichloroethene	5.00	4.70		ug/L		94	71 - 134
1,2,3-Trichloropropane	5.00	4.95		ug/L		99	80 - 127
1,2-Dibromo-3-Chloropropane	5.00	4.49		ug/L		90	69 - 130
1,2-Dibromoethane	5.00	5.21		ug/L		104	80 - 126
1,2-Dichlorobenzene	5.00	4.90		ug/L		98	80 - 129
1,2-Dichloroethane	5.00	5.04		ug/L		101	80 - 130
1,2-Dichloropropane	5.00	5.02		ug/L		100	80 - 130
1,4-Dichlorobenzene	5.00	5.13		ug/L		103	80 - 129

TestAmerica Seattle

QC Sample Results

Client: SCS Engineers
Project/Site: Coupeville SWF 1st Quarter 2019

TestAmerica Job ID: 580-83633-1

Method: 8260C - Volatile Organic Compounds (GC/MS) (Continued)

Lab Sample ID: LCS 580-294395/4

Matrix: Water

Analysis Batch: 294395

Client Sample ID: Lab Control Sample

Prep Type: Total/NA

Analyte	Spike Added	LCS Result	LCS Qualifier	Unit	D	%Rec	%Rec. Limits
2-Butanone	25.0	23.1		ug/L		93	64 - 144
2-Hexanone	25.0	23.2		ug/L		93	77 - 144
4-Methyl-2-pentanone	25.0	23.0		ug/L		92	78 - 137
Acetone	25.0	32.9		ug/L		131	43 - 150
Acrylonitrile	50.0	49.2		ug/L		98	67 - 148
Benzene	5.00	4.93		ug/L		99	73 - 133
Bromochloromethane	5.00	4.92		ug/L		98	79 - 131
Bromodichloromethane	5.00	5.31		ug/L		106	80 - 131
Bromoform	5.00	5.71		ug/L		114	69 - 125
Bromomethane	5.00	4.37		ug/L		87	61 - 141
Carbon disulfide	5.00	4.82		ug/L		96	65 - 138
Carbon tetrachloride	5.00	5.15		ug/L		103	71 - 140
Chlorobenzene	5.00	5.17		ug/L		103	80 - 129
Chloroethane	5.00	4.12		ug/L		82	58 - 150
Chloroform	5.00	4.87		ug/L		97	80 - 130
Chloromethane	5.00	3.65		ug/L		73	61 - 143
cis-1,2-Dichloroethene	5.00	4.84		ug/L		97	79 - 130
cis-1,3-Dichloropropene	5.00	5.57		ug/L		111	79 - 132
Dibromochloromethane	5.00	5.31		ug/L		106	76 - 131
Dibromomethane	5.00	5.32		ug/L		106	76 - 129
Ethylbenzene	5.00	5.05		ug/L		101	74 - 138
m,p-Xylene	5.00	4.99		ug/L		100	73 - 130
Methyl iodide	5.00	5.22		ug/L		104	76 - 133
Methylene Chloride	5.00	5.02		ug/L		100	75 - 134
o-Xylene	5.00	5.01		ug/L		100	80 - 139
Styrene	5.00	4.92		ug/L		98	74 - 136
Tetrachloroethene	5.00	5.56		ug/L		111	75 - 131
Toluene	5.00	5.18		ug/L		104	80 - 126
trans-1,2-Dichloroethene	5.00	5.12		ug/L		102	75 - 133
trans-1,3-Dichloropropene	5.00	5.01		ug/L		100	78 - 128
trans-1,4-Dichloro-2-butene	5.00	5.04		ug/L		101	20 - 150
Trichloroethene	5.00	5.28		ug/L		106	72 - 136
Trichlorofluoromethane	5.00	4.65		ug/L		93	60 - 139
Vinyl acetate	12.5	19.5	*	ug/L		156	22 - 150
Vinyl chloride	5.00	3.93		ug/L		79	59 - 140

Surrogate	LCS %Recovery	LCS Qualifier	Limits
1,2-Dichloroethane-d4 (Surr)	97		80 - 120
4-Bromofluorobenzene (Surr)	109		80 - 120
Dibromofluoromethane (Surr)	97		80 - 120
Toluene-d8 (Surr)	94		75 - 125
Trifluorotoluene (Surr)	95		80 - 120

TestAmerica Seattle

QC Sample Results

Client: SCS Engineers
 Project/Site: Coupeville SWF 1st Quarter 2019

TestAmerica Job ID: 580-83633-1

Method: 8260C - Volatile Organic Compounds (GC/MS) (Continued)

Lab Sample ID: LCSD 580-294395/5
Matrix: Water
Analysis Batch: 294395

Client Sample ID: Lab Control Sample Dup
Prep Type: Total/NA

Analyte	Spike Added	LCSD Result	LCSD Qualifier	Unit	D	%Rec	%Rec. Limits	RPD	RPD Limit
1,1,1,2-Tetrachloroethane	5.00	5.41		ug/L		108	79 - 139	3	20
1,1,1-Trichloroethane	5.00	5.09		ug/L		102	74 - 137	2	20
1,1,2,2-Tetrachloroethane	5.00	5.31		ug/L		106	69 - 147	6	16
1,1,2-Trichloroethane	5.00	5.16		ug/L		103	80 - 127	3	19
1,1-Dichloroethane	5.00	5.03		ug/L		101	80 - 135	3	20
1,1-Dichloroethene	5.00	4.71		ug/L		94	71 - 134	0	28
1,2,3-Trichloropropane	5.00	5.25		ug/L		105	80 - 127	6	20
1,2-Dibromo-3-Chloropropane	5.00	5.01		ug/L		100	69 - 130	11	20
1,2-Dibromoethane	5.00	5.45		ug/L		109	80 - 126	4	20
1,2-Dichlorobenzene	5.00	5.26		ug/L		105	80 - 129	7	14
1,2-Dichloroethane	5.00	5.20		ug/L		104	80 - 130	3	15
1,2-Dichloropropane	5.00	5.11		ug/L		102	80 - 130	2	20
1,4-Dichlorobenzene	5.00	5.40		ug/L		108	80 - 129	5	11
2-Butanone	25.0	24.6		ug/L		98	64 - 144	6	29
2-Hexanone	25.0	25.2		ug/L		101	77 - 144	8	21
4-Methyl-2-pentanone	25.0	24.8		ug/L		99	78 - 137	8	19
Acetone	25.0	34.1		ug/L		136	43 - 150	4	35
Acrylonitrile	50.0	51.1		ug/L		102	67 - 148	4	23
Benzene	5.00	5.03		ug/L		101	73 - 133	2	20
Bromochloromethane	5.00	4.95		ug/L		99	79 - 131	1	20
Bromodichloromethane	5.00	5.35		ug/L		107	80 - 131	1	20
Bromoform	5.00	5.94		ug/L		119	69 - 125	4	20
Bromomethane	5.00	4.37		ug/L		87	61 - 141	0	31
Carbon disulfide	5.00	4.81		ug/L		96	65 - 138	0	23
Carbon tetrachloride	5.00	5.24		ug/L		105	71 - 140	2	21
Chlorobenzene	5.00	5.24		ug/L		105	80 - 129	1	12
Chloroethane	5.00	4.14		ug/L		83	58 - 150	0	35
Chloroform	5.00	5.04		ug/L		101	80 - 130	3	20
Chloromethane	5.00	3.67		ug/L		73	61 - 143	1	31
cis-1,2-Dichloroethene	5.00	4.97		ug/L		99	79 - 130	3	20
cis-1,3-Dichloropropene	5.00	5.74		ug/L		115	79 - 132	3	22
Dibromochloromethane	5.00	5.49		ug/L		110	76 - 131	3	20
Dibromomethane	5.00	5.47		ug/L		109	76 - 129	3	20
Ethylbenzene	5.00	5.21		ug/L		104	74 - 138	3	20
m,p-Xylene	5.00	5.18		ug/L		104	73 - 130	4	20
Methyl iodide	5.00	5.30		ug/L		106	76 - 133	1	15
Methylene Chloride	5.00	5.08		ug/L		102	75 - 134	1	29
o-Xylene	5.00	5.16		ug/L		103	80 - 139	3	20
Styrene	5.00	5.21		ug/L		104	74 - 136	6	20
Tetrachloroethene	5.00	5.67		ug/L		113	75 - 131	2	20
Toluene	5.00	5.23		ug/L		105	80 - 126	1	20
trans-1,2-Dichloroethene	5.00	5.30		ug/L		106	75 - 133	3	27
trans-1,3-Dichloropropene	5.00	5.20		ug/L		104	78 - 128	4	21
trans-1,4-Dichloro-2-butene	5.00	5.51		ug/L		110	20 - 150	9	20
Trichloroethene	5.00	5.47		ug/L		109	72 - 136	4	20
Trichlorofluoromethane	5.00	4.73		ug/L		95	60 - 139	2	31
Vinyl acetate	12.5	19.1 *		ug/L		153	22 - 150	2	35
Vinyl chloride	5.00	4.00		ug/L		80	59 - 140	2	30

TestAmerica Seattle

QC Sample Results

Client: SCS Engineers
Project/Site: Coupeville SWF 1st Quarter 2019

TestAmerica Job ID: 580-83633-1

Surrogate	LCS D %Recovery	LCS D Qualifier	Limits
1,2-Dichloroethane-d4 (Surr)	96		80 - 120
4-Bromofluorobenzene (Surr)	109		80 - 120
Dibromofluoromethane (Surr)	97		80 - 120
Toluene-d8 (Surr)	94		75 - 125
Trifluorotoluene (Surr)	95		80 - 120

Method: 6010C - Metals (ICP)

Lab Sample ID: MB 580-294396/18-A
Matrix: Water
Analysis Batch: 294494

Client Sample ID: Method Blank
Prep Type: Total Recoverable
Prep Batch: 294396

Analyte	MB Result	MB Qualifier	RL	MDL	Unit	D	Prepared	Analyzed	Dil Fac
Calcium	ND		1.1		mg/L		02/08/19 10:20	02/12/19 10:30	1
Iron	ND		0.30		mg/L		02/08/19 10:20	02/12/19 10:30	1
Magnesium	ND		1.1		mg/L		02/08/19 10:20	02/12/19 10:30	1
Manganese	ND		0.020		mg/L		02/08/19 10:20	02/12/19 10:30	1
Potassium	ND		3.3		mg/L		02/08/19 10:20	02/12/19 10:30	1
Sodium	ND		2.0		mg/L		02/08/19 10:20	02/12/19 10:30	1

Lab Sample ID: LCS 580-294396/19-A
Matrix: Water
Analysis Batch: 294494

Client Sample ID: Lab Control Sample
Prep Type: Total Recoverable
Prep Batch: 294396

Analyte	Spike Added	LCS Result	LCS Qualifier	Unit	D	%Rec	%Rec. Limits
Calcium	20.0	20.5		mg/L		103	80 - 120
Iron	20.0	20.2		mg/L		101	80 - 120
Magnesium	20.0	20.4		mg/L		102	80 - 120
Manganese	1.00	1.04		mg/L		104	80 - 120
Potassium	20.0	20.5		mg/L		102	80 - 120
Sodium	20.0	20.8		mg/L		104	80 - 120

Lab Sample ID: LCSD 580-294396/20-A
Matrix: Water
Analysis Batch: 294494

Client Sample ID: Lab Control Sample Dup
Prep Type: Total Recoverable
Prep Batch: 294396

Analyte	Spike Added	LCSD Result	LCSD Qualifier	Unit	D	%Rec	%Rec. Limits	RPD	Limit
Calcium	20.0	20.7		mg/L		104	80 - 120	1	20
Iron	20.0	20.5		mg/L		103	80 - 120	2	20
Magnesium	20.0	20.8		mg/L		104	80 - 120	2	20
Manganese	1.00	1.04		mg/L		104	80 - 120	0	20
Potassium	20.0	20.6		mg/L		103	80 - 120	0	20
Sodium	20.0	20.5		mg/L		102	80 - 120	1	20

Method: 6020A - Metals (ICP/MS)

Lab Sample ID: MB 580-294263/22-A
Matrix: Water
Analysis Batch: 294334

Client Sample ID: Method Blank
Prep Type: Total Recoverable
Prep Batch: 294263

Analyte	MB Result	MB Qualifier	RL	MDL	Unit	D	Prepared	Analyzed	Dil Fac
Antimony	ND		0.00040		mg/L		02/06/19 14:12	02/07/19 11:23	1
Arsenic	ND		0.0010		mg/L		02/06/19 14:12	02/07/19 11:23	1
Barium	ND		0.0012		mg/L		02/06/19 14:12	02/07/19 11:23	1

TestAmerica Seattle

QC Sample Results

Client: SCS Engineers
Project/Site: Coupeville SWF 1st Quarter 2019

TestAmerica Job ID: 580-83633-1

Method: 6020A - Metals (ICP/MS) (Continued)

Lab Sample ID: MB 580-294263/22-A
Matrix: Water
Analysis Batch: 294334

Client Sample ID: Method Blank
Prep Type: Total Recoverable
Prep Batch: 294263

Analyte	MB Result	MB Qualifier	RL	MDL	Unit	D	Prepared	Analyzed	Dil Fac
Beryllium	ND		0.00040		mg/L		02/06/19 14:12	02/07/19 11:23	1
Cadmium	ND		0.00040		mg/L		02/06/19 14:12	02/07/19 11:23	1
Chromium	ND		0.00040		mg/L		02/06/19 14:12	02/07/19 11:23	1
Cobalt	ND		0.00040		mg/L		02/06/19 14:12	02/07/19 11:23	1
Copper	ND		0.0020		mg/L		02/06/19 14:12	02/07/19 11:23	1
Lead	ND		0.00080		mg/L		02/06/19 14:12	02/07/19 11:23	1
Nickel	ND		0.0030		mg/L		02/06/19 14:12	02/07/19 11:23	1
Selenium	ND		0.0080		mg/L		02/06/19 14:12	02/07/19 11:23	1
Silver	ND		0.00040		mg/L		02/06/19 14:12	02/07/19 11:23	1
Thallium	ND		0.0010		mg/L		02/06/19 14:12	02/07/19 11:23	1
Vanadium	ND		0.0040		mg/L		02/06/19 14:12	02/07/19 11:23	1
Zinc	ND		0.0070		mg/L		02/06/19 14:12	02/07/19 11:23	1

Lab Sample ID: LCS 580-294263/23-A
Matrix: Water
Analysis Batch: 294334

Client Sample ID: Lab Control Sample
Prep Type: Total Recoverable
Prep Batch: 294263

Analyte	Spike Added	LCS Result	LCS Qualifier	Unit	D	%Rec	%Rec. Limits
Antimony	1.00	0.926		mg/L		93	80 - 120
Arsenic	1.00	0.977		mg/L		98	80 - 120
Barium	1.00	1.01		mg/L		101	80 - 120
Beryllium	1.00	0.951		mg/L		95	80 - 120
Cadmium	1.00	0.978		mg/L		98	80 - 120
Chromium	1.00	0.965		mg/L		97	80 - 120
Cobalt	1.00	0.956		mg/L		96	80 - 120
Copper	1.00	0.961		mg/L		96	80 - 120
Lead	1.00	0.961		mg/L		96	80 - 120
Nickel	1.00	0.950		mg/L		95	80 - 120
Selenium	1.00	1.01		mg/L		101	80 - 120
Silver	1.00	0.966		mg/L		97	80 - 120
Thallium	1.00	0.912		mg/L		91	80 - 120
Vanadium	1.00	0.949		mg/L		95	80 - 120
Zinc	1.00	0.979		mg/L		98	80 - 120

Lab Sample ID: LCSD 580-294263/24-A
Matrix: Water
Analysis Batch: 294334

Client Sample ID: Lab Control Sample Dup
Prep Type: Total Recoverable
Prep Batch: 294263

Analyte	Spike Added	LCSD Result	LCSD Qualifier	Unit	D	%Rec	%Rec. Limits	RPD	RPD Limit
Antimony	1.00	0.914		mg/L		91	80 - 120	1	20
Arsenic	1.00	0.968		mg/L		97	80 - 120	1	20
Barium	1.00	0.964		mg/L		96	80 - 120	4	20
Beryllium	1.00	0.926		mg/L		93	80 - 120	3	20
Cadmium	1.00	0.960		mg/L		96	80 - 120	2	20
Chromium	1.00	0.958		mg/L		96	80 - 120	1	20
Cobalt	1.00	0.949		mg/L		95	80 - 120	1	20
Copper	1.00	0.965		mg/L		96	80 - 120	0	20
Lead	1.00	0.943		mg/L		94	80 - 120	2	20
Nickel	1.00	0.947		mg/L		95	80 - 120	0	20

TestAmerica Seattle

QC Sample Results

Client: SCS Engineers
 Project/Site: Coupeville SWF 1st Quarter 2019

TestAmerica Job ID: 580-83633-1

Method: 6020A - Metals (ICP/MS) (Continued)

Lab Sample ID: LCSD 580-294263/24-A
Matrix: Water
Analysis Batch: 294334

Client Sample ID: Lab Control Sample Dup
Prep Type: Total Recoverable
Prep Batch: 294263

Analyte	Spike Added	LCSD Result	LCSD Qualifier	Unit	D	%Rec	%Rec. Limits	RPD	RPD Limit
Selenium	1.00	0.985		mg/L		98	80 - 120	2	20
Silver	1.00	0.951		mg/L		95	80 - 120	2	20
Thallium	1.00	0.894		mg/L		89	80 - 120	2	20
Vanadium	1.00	0.945		mg/L		95	80 - 120	0	20
Zinc	1.00	0.898		mg/L		90	80 - 120	9	20

Lab Sample ID: MB 580-294456/21-A
Matrix: Water
Analysis Batch: 294535

Client Sample ID: Method Blank
Prep Type: Total Recoverable
Prep Batch: 294456

Analyte	MB Result	MB Qualifier	RL	MDL	Unit	D	Prepared	Analyzed	Dil Fac
Antimony	ND		0.00040		mg/L		02/12/19 08:38	02/12/19 16:20	1
Arsenic	ND		0.0010		mg/L		02/12/19 08:38	02/12/19 16:20	1
Barium	ND		0.0012		mg/L		02/12/19 08:38	02/12/19 16:20	1
Beryllium	ND		0.00040		mg/L		02/12/19 08:38	02/12/19 16:20	1
Cadmium	ND		0.00040		mg/L		02/12/19 08:38	02/12/19 16:20	1
Chromium	ND		0.00040		mg/L		02/12/19 08:38	02/12/19 16:20	1
Cobalt	ND		0.00040		mg/L		02/12/19 08:38	02/12/19 16:20	1
Copper	ND		0.0020		mg/L		02/12/19 08:38	02/12/19 16:20	1
Lead	ND		0.00080		mg/L		02/12/19 08:38	02/12/19 16:20	1
Nickel	ND		0.0030		mg/L		02/12/19 08:38	02/12/19 16:20	1
Selenium	ND		0.0080		mg/L		02/12/19 08:38	02/12/19 16:20	1
Silver	ND		0.00040		mg/L		02/12/19 08:38	02/12/19 16:20	1
Thallium	ND		0.0010		mg/L		02/12/19 08:38	02/12/19 16:20	1
Vanadium	ND		0.0040		mg/L		02/12/19 08:38	02/12/19 16:20	1
Zinc	ND		0.0070		mg/L		02/12/19 08:38	02/12/19 16:20	1

Lab Sample ID: LCS 580-294456/22-A
Matrix: Water
Analysis Batch: 294535

Client Sample ID: Lab Control Sample
Prep Type: Total Recoverable
Prep Batch: 294456

Analyte	Spike Added	LCS Result	LCS Qualifier	Unit	D	%Rec	%Rec. Limits
Antimony	1.00	0.972		mg/L		97	80 - 120
Arsenic	1.00	1.02		mg/L		102	80 - 120
Barium	1.00	1.06		mg/L		106	80 - 120
Beryllium	1.00	0.979		mg/L		98	80 - 120
Cadmium	1.00	1.02		mg/L		102	80 - 120
Chromium	1.00	0.990		mg/L		99	80 - 120
Cobalt	1.00	0.996		mg/L		100	80 - 120
Copper	1.00	0.994		mg/L		99	80 - 120
Lead	1.00	1.02		mg/L		102	80 - 120
Nickel	1.00	1.01		mg/L		101	80 - 120
Selenium	1.00	1.05		mg/L		105	80 - 120
Silver	1.00	1.03		mg/L		103	80 - 120
Thallium	1.00	0.986		mg/L		99	80 - 120
Vanadium	1.00	0.986		mg/L		99	80 - 120
Zinc	1.00	0.978		mg/L		98	80 - 120

TestAmerica Seattle

QC Sample Results

Client: SCS Engineers
 Project/Site: Coupeville SWF 1st Quarter 2019

TestAmerica Job ID: 580-83633-1

Method: 6020A - Metals (ICP/MS) (Continued)

Lab Sample ID: LCSD 580-294456/23-A
Matrix: Water
Analysis Batch: 294535

Client Sample ID: Lab Control Sample Dup
Prep Type: Total Recoverable
Prep Batch: 294456

Analyte	Spike Added	LCSD Result	LCSD Qualifier	Unit	D	%Rec	%Rec. Limits	RPD	RPD Limit
Antimony	1.00	1.00		mg/L		100	80 - 120	3	20
Arsenic	1.00	1.02		mg/L		102	80 - 120	0	20
Barium	1.00	1.06		mg/L		106	80 - 120	1	20
Beryllium	1.00	0.982		mg/L		98	80 - 120	0	20
Cadmium	1.00	1.02		mg/L		102	80 - 120	1	20
Chromium	1.00	0.989		mg/L		99	80 - 120	0	20
Cobalt	1.00	0.991		mg/L		99	80 - 120	1	20
Copper	1.00	1.00		mg/L		100	80 - 120	1	20
Lead	1.00	1.02		mg/L		102	80 - 120	1	20
Nickel	1.00	0.998		mg/L		100	80 - 120	1	20
Selenium	1.00	1.05		mg/L		105	80 - 120	0	20
Silver	1.00	1.01		mg/L		101	80 - 120	2	20
Thallium	1.00	0.990		mg/L		99	80 - 120	0	20
Vanadium	1.00	0.981		mg/L		98	80 - 120	1	20
Zinc	1.00	1.01		mg/L		101	80 - 120	3	20

Method: 300.0 - Anions, Ion Chromatography

Lab Sample ID: MB 580-294055/3
Matrix: Water
Analysis Batch: 294055

Client Sample ID: Method Blank
Prep Type: Total/NA

Analyte	MB Result	MB Qualifier	RL	MDL	Unit	D	Prepared	Analyzed	Dil Fac
Nitrate Nitrite as N	ND		0.40		mg/L			01/31/19 10:13	1

Lab Sample ID: LCS 580-294055/4
Matrix: Water
Analysis Batch: 294055

Client Sample ID: Lab Control Sample
Prep Type: Total/NA

Analyte	Spike Added	LCS Result	LCS Qualifier	Unit	D	%Rec	%Rec. Limits
Nitrate Nitrite as N	10.0	10.1		mg/L		101	90 - 110

Lab Sample ID: LCSD 580-294055/5
Matrix: Water
Analysis Batch: 294055

Client Sample ID: Lab Control Sample Dup
Prep Type: Total/NA

Analyte	Spike Added	LCSD Result	LCSD Qualifier	Unit	D	%Rec	%Rec. Limits	RPD	RPD Limit
Nitrate Nitrite as N	10.0	10.1		mg/L		101	90 - 110	0	15

Lab Sample ID: 580-83633-8 MS
Matrix: Water
Analysis Batch: 294055

Client Sample ID: 0119-08
Prep Type: Total/NA

Analyte	Sample Result	Sample Qualifier	Spike Added	MS Result	MS Qualifier	Unit	D	%Rec	%Rec. Limits
Nitrate Nitrite as N	ND	F1	10.0	6.71	F1	mg/L		67	90 - 110

TestAmerica Seattle

QC Sample Results

Client: SCS Engineers
Project/Site: Coupeville SWF 1st Quarter 2019

TestAmerica Job ID: 580-83633-1

Method: 300.0 - Anions, Ion Chromatography (Continued)

Lab Sample ID: 580-83633-8 MSD
Matrix: Water
Analysis Batch: 294055

Client Sample ID: 0119-08
Prep Type: Total/NA

Analyte	Sample Result	Sample Qualifier	Spike Added	MSD Result	MSD Qualifier	Unit	D	%Rec	%Rec. Limits	RPD	RPD Limit
Nitrate Nitrite as N	ND	F1	10.0	6.75	F1	mg/L		67	90 - 110	1	15

Lab Sample ID: MB 580-294058/3
Matrix: Water
Analysis Batch: 294058

Client Sample ID: Method Blank
Prep Type: Total/NA

Analyte	MB Result	MB Qualifier	RL	MDL	Unit	D	Prepared	Analyzed	Dil Fac
Fluoride	ND		0.20		mg/L			01/31/19 10:13	1
Chloride	ND		0.90		mg/L			01/31/19 10:13	1
Sulfate	ND		1.2		mg/L			01/31/19 10:13	1

Lab Sample ID: LCS 580-294058/4
Matrix: Water
Analysis Batch: 294058

Client Sample ID: Lab Control Sample
Prep Type: Total/NA

Analyte	Spike Added	LCS Result	LCS Qualifier	Unit	D	%Rec	%Rec. Limits
Fluoride	5.00	4.90		mg/L		98	90 - 110
Chloride	50.0	51.2		mg/L		102	90 - 110
Sulfate	50.0	50.3		mg/L		101	90 - 110

Lab Sample ID: LCSD 580-294058/5
Matrix: Water
Analysis Batch: 294058

Client Sample ID: Lab Control Sample Dup
Prep Type: Total/NA

Analyte	Spike Added	LCSD Result	LCSD Qualifier	Unit	D	%Rec	%Rec. Limits	RPD	RPD Limit
Fluoride	5.00	4.91		mg/L		98	90 - 110	0	15
Chloride	50.0	51.3		mg/L		103	90 - 110	0	15
Sulfate	50.0	50.5		mg/L		101	90 - 110	0	15

Lab Sample ID: 580-83633-8 MS
Matrix: Water
Analysis Batch: 294058

Client Sample ID: 0119-08
Prep Type: Total/NA

Analyte	Sample Result	Sample Qualifier	Spike Added	MS Result	MS Qualifier	Unit	D	%Rec	%Rec. Limits
Fluoride	ND		5.00	4.91		mg/L		96	90 - 110
Chloride	60		50.0	110		mg/L		101	90 - 110
Sulfate	45		50.0	99.1		mg/L		108	90 - 110

Lab Sample ID: 580-83633-8 MSD
Matrix: Water
Analysis Batch: 294058

Client Sample ID: 0119-08
Prep Type: Total/NA

Analyte	Sample Result	Sample Qualifier	Spike Added	MSD Result	MSD Qualifier	Unit	D	%Rec	%Rec. Limits	RPD	RPD Limit
Fluoride	ND		5.00	4.91		mg/L		96	90 - 110	0	15
Chloride	60		50.0	110		mg/L		101	90 - 110	0	15
Sulfate	45		50.0	99.2		mg/L		108	90 - 110	0	15

TestAmerica Seattle

QC Sample Results

Client: SCS Engineers
Project/Site: Coupeville SWF 1st Quarter 2019

TestAmerica Job ID: 580-83633-1

Method: 300.0 - Anions, Ion Chromatography (Continued)

Lab Sample ID: MB 580-294151/3
Matrix: Water
Analysis Batch: 294151

Client Sample ID: Method Blank
Prep Type: Total/NA

Analyte	MB Result	MB Qualifier	RL	MDL	Unit	D	Prepared	Analyzed	Dil Fac
Fluoride	ND		0.20		mg/L			02/01/19 13:59	1
Chloride	ND		0.90		mg/L			02/01/19 13:59	1
Sulfate	ND		1.2		mg/L			02/01/19 13:59	1

Lab Sample ID: LCS 580-294151/4
Matrix: Water
Analysis Batch: 294151

Client Sample ID: Lab Control Sample
Prep Type: Total/NA

Analyte	Spike Added	LCS Result	LCS Qualifier	Unit	D	%Rec	%Rec. Limits
Fluoride	5.00	5.09		mg/L		102	90 - 110
Chloride	50.0	54.3		mg/L		109	90 - 110
Sulfate	50.0	53.3		mg/L		107	90 - 110

Lab Sample ID: LCSD 580-294151/5
Matrix: Water
Analysis Batch: 294151

Client Sample ID: Lab Control Sample Dup
Prep Type: Total/NA

Analyte	Spike Added	LCSD Result	LCSD Qualifier	Unit	D	%Rec	%Rec. Limits	RPD	RPD Limit
Fluoride	5.00	5.11		mg/L		102	90 - 110	0	15
Chloride	50.0	54.3		mg/L		109	90 - 110	0	15
Sulfate	50.0	53.3		mg/L		107	90 - 110	0	15

Method: 350.1 - Nitrogen, Ammonia

Lab Sample ID: MB 580-294557/1-A
Matrix: Water
Analysis Batch: 294606

Client Sample ID: Method Blank
Prep Type: Total/NA
Prep Batch: 294557

Analyte	MB Result	MB Qualifier	RL	MDL	Unit	D	Prepared	Analyzed	Dil Fac
Ammonia	ND		0.50		mg/L		02/13/19 12:42	02/14/19 09:20	1

Lab Sample ID: LCS 580-294557/2-A
Matrix: Water
Analysis Batch: 294606

Client Sample ID: Lab Control Sample
Prep Type: Total/NA
Prep Batch: 294557

Analyte	Spike Added	LCS Result	LCS Qualifier	Unit	D	%Rec	%Rec. Limits
Ammonia	2.00	2.12		mg/L		106	90 - 110

Method: 353.2 - Nitrogen, Nitrate-Nitrite

Lab Sample ID: MB 580-294273/13
Matrix: Water
Analysis Batch: 294273

Client Sample ID: Method Blank
Prep Type: Total/NA

Analyte	MB Result	MB Qualifier	RL	MDL	Unit	D	Prepared	Analyzed	Dil Fac
Nitrate Nitrite as N	ND		0.15		mg/L			02/06/19 13:03	1

TestAmerica Seattle

QC Sample Results

Client: SCS Engineers
 Project/Site: Coupeville SWF 1st Quarter 2019

TestAmerica Job ID: 580-83633-1

Method: 353.2 - Nitrogen, Nitrate-Nitrite (Continued)

Lab Sample ID: LCS 580-294273/14
Matrix: Water
Analysis Batch: 294273

Client Sample ID: Lab Control Sample
Prep Type: Total/NA

Analyte	Spike Added	LCS Result	LCS Qualifier	Unit	D	%Rec	%Rec. Limits
Nitrate Nitrite as N	1.00	0.998		mg/L		100	90 - 110

Lab Sample ID: LCSD 580-294273/15
Matrix: Water
Analysis Batch: 294273

Client Sample ID: Lab Control Sample Dup
Prep Type: Total/NA

Analyte	Spike Added	LCSD Result	LCSD Qualifier	Unit	D	%Rec	%Rec. Limits	RPD	RPD Limit
Nitrate Nitrite as N	1.00	1.00		mg/L		100	90 - 110	0	20

Lab Sample ID: 580-83633-1 MS
Matrix: Water
Analysis Batch: 294273

Client Sample ID: 0119-01
Prep Type: Total/NA

Analyte	Sample Result	Sample Qualifier	Spike Added	MS Result	MS Qualifier	Unit	D	%Rec	%Rec. Limits
Nitrate Nitrite as N	ND	F1	0.500	0.361	F1	mg/L		72	90 - 110

Lab Sample ID: 580-83633-1 MSD
Matrix: Water
Analysis Batch: 294273

Client Sample ID: 0119-01
Prep Type: Total/NA

Analyte	Sample Result	Sample Qualifier	Spike Added	MSD Result	MSD Qualifier	Unit	D	%Rec	%Rec. Limits	RPD	RPD Limit
Nitrate Nitrite as N	ND	F1	0.500	0.356	F1	mg/L		71	90 - 110	1	20

Lab Sample ID: 580-83633-1 DU
Matrix: Water
Analysis Batch: 294273

Client Sample ID: 0119-01
Prep Type: Total/NA

Analyte	Sample Result	Sample Qualifier	Spike Added	DU Result	DU Qualifier	Unit	D	%Rec	%Rec. Limits	RPD	RPD Limit
Nitrate Nitrite as N	ND	F1		ND		mg/L				NC	20

Method: SM 2320B - Alkalinity

Lab Sample ID: LCS 580-294305/2
Matrix: Water
Analysis Batch: 294305

Client Sample ID: Lab Control Sample
Prep Type: Total/NA

Analyte	Spike Added	LCS Result	LCS Qualifier	Unit	D	%Rec	%Rec. Limits
Alkalinity	100	112		mg/L		112	85 - 115

Lab Sample ID: 580-83633-1 DU
Matrix: Water
Analysis Batch: 294305

Client Sample ID: 0119-01
Prep Type: Total/NA

Analyte	Sample Result	Sample Qualifier	DU Result	DU Qualifier	Unit	D	%Rec	%Rec. Limits	RPD	RPD Limit
Alkalinity	650		670		mg/L				3	17
Bicarbonate Alkalinity as CaCO3	650		670		mg/L				3	20
Carbonate Alkalinity as CaCO3	ND		ND		mg/L				NC	20
Hydroxide Alkalinity as CaCO3	ND		ND		mg/L				NC	20

TestAmerica Seattle

QC Sample Results

Client: SCS Engineers
 Project/Site: Coupeville SWF 1st Quarter 2019

TestAmerica Job ID: 580-83633-1

Method: SM 2540C - Solids, Total Dissolved (TDS)

Lab Sample ID: MB 580-294166/1
Matrix: Water
Analysis Batch: 294166

Client Sample ID: Method Blank
Prep Type: Total/NA

Analyte	MB Result	MB Qualifier	RL	RL	Unit	D	Prepared	Analyzed	Dil Fac
Total Dissolved Solids	ND		10		mg/L			02/05/19 11:11	1

Lab Sample ID: LCS 580-294166/2
Matrix: Water
Analysis Batch: 294166

Client Sample ID: Lab Control Sample
Prep Type: Total/NA

Analyte	Spike Added	LCS Result	LCS Qualifier	Unit	D	%Rec	%Rec. Limits
Total Dissolved Solids	1000	974		mg/L		97	80 - 120

Method: SM 5220D - COD

Lab Sample ID: MB 580-294159/3-A
Matrix: Water
Analysis Batch: 294160

Client Sample ID: Method Blank
Prep Type: Total/NA
Prep Batch: 294159

Analyte	MB Result	MB Qualifier	RL	RL	Unit	D	Prepared	Analyzed	Dil Fac
Chemical Oxygen Demand	ND		10		mg/L		02/05/19 10:17	02/05/19 10:17	1

Lab Sample ID: LCS 580-294159/4-A
Matrix: Water
Analysis Batch: 294160

Client Sample ID: Lab Control Sample
Prep Type: Total/NA
Prep Batch: 294159

Analyte	Spike Added	LCS Result	LCS Qualifier	Unit	D	%Rec	%Rec. Limits
Chemical Oxygen Demand	75.0	81.4		mg/L		108	80 - 120

Lab Sample ID: LCSD 580-294159/5-A
Matrix: Water
Analysis Batch: 294160

Client Sample ID: Lab Control Sample Dup
Prep Type: Total/NA
Prep Batch: 294159

Analyte	Spike Added	LCSD Result	LCSD Qualifier	Unit	D	%Rec	%Rec. Limits	RPD	RPD Limit
Chemical Oxygen Demand	75.0	81.4		mg/L		108	80 - 120	0	20

Lab Sample ID: 580-83633-1 MS
Matrix: Water
Analysis Batch: 294160

Client Sample ID: 0119-01
Prep Type: Total/NA
Prep Batch: 294159

Analyte	Sample Result	Sample Qualifier	Spike Added	MS Result	MS Qualifier	Unit	D	%Rec	%Rec. Limits
Chemical Oxygen Demand	23	F1	25.0	41.6	F1	mg/L		74	75 - 125

Lab Sample ID: 580-83633-1 DU
Matrix: Water
Analysis Batch: 294160

Client Sample ID: 0119-01
Prep Type: Total/NA
Prep Batch: 294159

Analyte	Sample Result	Sample Qualifier	Spike Added	DU Result	DU Qualifier	Unit	D	%Rec	%Rec. Limits	RPD	RPD Limit
Chemical Oxygen Demand	23	F1	25.0	19.4		mg/L				17	20

TestAmerica Seattle

QC Sample Results

Client: SCS Engineers
 Project/Site: Coupeville SWF 1st Quarter 2019

TestAmerica Job ID: 580-83633-1

Method: SM 5310C - TOC

Lab Sample ID: MB 490-575685/1
 Matrix: Water
 Analysis Batch: 575685

Client Sample ID: Method Blank
 Prep Type: Total/NA

Analyte	MB Result	MB Qualifier	RL	MDL	Unit	D	Prepared	Analyzed	Dil Fac
Total Organic Carbon	ND		1.0		mg/L			02/14/19 13:16	1

Lab Sample ID: LCS 490-575685/5
 Matrix: Water
 Analysis Batch: 575685

Client Sample ID: Lab Control Sample
 Prep Type: Total/NA

Analyte	Spike Added	LCS Result	LCS Qualifier	Unit	D	%Rec	%Rec. Limits
Total Organic Carbon	10.0	9.39		mg/L		94	90 - 110
TOC Result 1	10.0	9.21		mg/L		92	90 - 110
TOC Result 2	10.0	9.56		mg/L		96	90 - 110

Lab Sample ID: 580-83633-1 MS
 Matrix: Water
 Analysis Batch: 575685

Client Sample ID: 0119-01
 Prep Type: Total/NA

Analyte	Sample Result	Sample Qualifier	Spike Added	MS Result	MS Qualifier	Unit	D	%Rec	%Rec. Limits
Total Organic Carbon	1.3		20.0	19.3		mg/L		90	75 - 122
TOC Result 1	1.4		20.0	18.8		mg/L		87	75 - 122
TOC Result 2	1.3		20.0	19.8		mg/L		93	75 - 122

Lab Sample ID: 580-83633-1 MSD
 Matrix: Water
 Analysis Batch: 575685

Client Sample ID: 0119-01
 Prep Type: Total/NA

Analyte	Sample Result	Sample Qualifier	Spike Added	MSD Result	MSD Qualifier	Unit	D	%Rec	%Rec. Limits	RPD	RPD Limit
Total Organic Carbon	1.3		20.0	19.0		mg/L		88	75 - 122	2	20
TOC Result 1	1.4		20.0	18.5		mg/L		86	75 - 122	2	20
TOC Result 2	1.3		20.0	19.5		mg/L		91	75 - 122	2	20

Lab Chronicle

Client: SCS Engineers
Project/Site: Coupeville SWF 1st Quarter 2019

TestAmerica Job ID: 580-83633-1

Client Sample ID: 0119-01

Date Collected: 01/29/19 11:00

Date Received: 01/31/19 12:30

Lab Sample ID: 580-83633-1

Matrix: Water

Prep Type	Batch Type	Batch Method	Run	Dilution Factor	Batch Number	Prepared or Analyzed	Analyst	Lab
Total/NA	Analysis	8260C		1	294068	02/01/19 19:32	CJ	TAL SEA
Dissolved	Prep	3005A			294396	02/08/19 10:20	T1H	TAL SEA
Dissolved	Analysis	6010C		1	294494	02/12/19 11:20	HJM	TAL SEA
Total Recoverable	Prep	3005A			294263	02/06/19 14:12	JKM	TAL SEA
Total Recoverable	Analysis	6020A		1	294334	02/07/19 12:19	FCW	TAL SEA
Total/NA	Analysis	300.0		1	294058	01/31/19 18:57	EMM	TAL SEA
Total/NA	Prep	Distill/Ammonia			294557	02/13/19 12:42	EMM	TAL SEA
Total/NA	Analysis	350.1		1	294606	02/14/19 09:20	EMM	TAL SEA
Total/NA	Analysis	353.2		1	294273	02/06/19 13:10	JKM	TAL SEA
Total/NA	Analysis	SM 2320B		1	294305	02/07/19 10:14	EMM	TAL SEA
Total/NA	Analysis	SM 2540C		1	294166	02/05/19 11:11	R1K	TAL SEA
Total/NA	Prep	SM 5220			294159	02/05/19 10:17	R1K	TAL SEA
Total/NA	Analysis	SM 5220D		1	294160	02/05/19 10:17	R1K	TAL SEA
Total/NA	Analysis	SM 5310C		1	575685	02/14/19 13:16	MPH	TAL NSH

Client Sample ID: 0119-02

Date Collected: 01/29/19 12:13

Date Received: 01/31/19 12:30

Lab Sample ID: 580-83633-2

Matrix: Water

Prep Type	Batch Type	Batch Method	Run	Dilution Factor	Batch Number	Prepared or Analyzed	Analyst	Lab
Total/NA	Analysis	8260C		1	294068	02/01/19 19:58	CJ	TAL SEA

Client Sample ID: 0119-03

Date Collected: 01/29/19 13:03

Date Received: 01/31/19 12:30

Lab Sample ID: 580-83633-3

Matrix: Water

Prep Type	Batch Type	Batch Method	Run	Dilution Factor	Batch Number	Prepared or Analyzed	Analyst	Lab
Total/NA	Analysis	8260C		1	294068	02/01/19 20:25	CJ	TAL SEA
Dissolved	Prep	3005A			294396	02/08/19 10:20	T1H	TAL SEA
Dissolved	Analysis	6010C		1	294494	02/12/19 11:23	HJM	TAL SEA
Total Recoverable	Prep	3005A			294263	02/06/19 14:12	JKM	TAL SEA
Total Recoverable	Analysis	6020A		1	294334	02/07/19 12:23	FCW	TAL SEA
Total/NA	Analysis	300.0		1	294058	01/31/19 19:09	EMM	TAL SEA
Total/NA	Prep	Distill/Ammonia			294557	02/13/19 12:42	EMM	TAL SEA
Total/NA	Analysis	350.1		1	294606	02/14/19 09:20	EMM	TAL SEA
Total/NA	Analysis	353.2		1	294273	02/06/19 13:15	JKM	TAL SEA
Total/NA	Analysis	SM 2320B		1	294305	02/07/19 10:14	EMM	TAL SEA
Total/NA	Analysis	SM 2540C		1	294166	02/05/19 11:11	R1K	TAL SEA
Total/NA	Prep	SM 5220			294159	02/05/19 10:17	R1K	TAL SEA
Total/NA	Analysis	SM 5220D		1	294160	02/05/19 10:17	R1K	TAL SEA
Total/NA	Analysis	SM 5310C		1	575685	02/14/19 13:16	MPH	TAL NSH

TestAmerica Seattle

Lab Chronicle

Client: SCS Engineers
Project/Site: Coupeville SWF 1st Quarter 2019

TestAmerica Job ID: 580-83633-1

Client Sample ID: 0119-04

Date Collected: 01/29/19 14:18

Date Received: 01/31/19 12:30

Lab Sample ID: 580-83633-4

Matrix: Water

Prep Type	Batch Type	Batch Method	Run	Dilution Factor	Batch Number	Prepared or Analyzed	Analyst	Lab
Total/NA	Analysis	8260C		1	294068	02/01/19 20:52	CJ	TAL SEA
Total/NA	Analysis	8260C	RA	1	294395	02/08/19 20:15	T1W	TAL SEA

Client Sample ID: 0119-05

Date Collected: 01/29/19 15:05

Date Received: 01/31/19 12:30

Lab Sample ID: 580-83633-5

Matrix: Water

Prep Type	Batch Type	Batch Method	Run	Dilution Factor	Batch Number	Prepared or Analyzed	Analyst	Lab
Total/NA	Analysis	8260C		1	294068	02/01/19 21:19	CJ	TAL SEA
Total/NA	Analysis	8260C	DL	5	294395	02/08/19 20:42	T1W	TAL SEA
Total/NA	Analysis	8260C	RA	1	294395	02/08/19 21:09	T1W	TAL SEA
Dissolved	Prep	3005A			294396	02/08/19 10:20	T1H	TAL SEA
Dissolved	Analysis	6010C		1	294494	02/12/19 11:26	HJM	TAL SEA
Total Recoverable	Prep	3005A			294263	02/06/19 14:12	JKM	TAL SEA
Total Recoverable	Analysis	6020A		1	294334	02/07/19 12:27	FCW	TAL SEA
Total/NA	Analysis	300.0		1	294058	01/31/19 19:20	EMM	TAL SEA
Total/NA	Analysis	300.0		10	294151	02/01/19 14:34	EMM	TAL SEA
Total/NA	Prep	Distill/Ammonia			294557	02/13/19 12:42	EMM	TAL SEA
Total/NA	Analysis	350.1		1	294606	02/14/19 09:20	EMM	TAL SEA
Total/NA	Analysis	353.2		1	294273	02/06/19 13:16	JKM	TAL SEA
Total/NA	Analysis	SM 2320B		1	294305	02/07/19 10:14	EMM	TAL SEA
Total/NA	Analysis	SM 2540C		1	294166	02/05/19 11:11	R1K	TAL SEA
Total/NA	Prep	SM 5220			294159	02/05/19 10:17	R1K	TAL SEA
Total/NA	Analysis	SM 5220D		1	294160	02/05/19 10:17	R1K	TAL SEA
Total/NA	Analysis	SM 5310C		1	575685	02/14/19 13:16	MPH	TAL NSH

Client Sample ID: 0119-06

Date Collected: 01/29/19 16:20

Date Received: 01/31/19 12:30

Lab Sample ID: 580-83633-6

Matrix: Water

Prep Type	Batch Type	Batch Method	Run	Dilution Factor	Batch Number	Prepared or Analyzed	Analyst	Lab
Total/NA	Analysis	8260C		1	294068	02/01/19 21:45	CJ	TAL SEA
Dissolved	Prep	3005A			294396	02/08/19 10:20	T1H	TAL SEA
Dissolved	Analysis	6010C		1	294494	02/12/19 11:30	HJM	TAL SEA
Total Recoverable	Prep	3005A			294456	02/12/19 08:38	T1H	TAL SEA
Total Recoverable	Analysis	6020A		1	294535	02/12/19 17:29	FCW	TAL SEA
Total/NA	Analysis	300.0		1	294058	01/31/19 19:32	EMM	TAL SEA
Total/NA	Prep	Distill/Ammonia			294557	02/13/19 12:42	EMM	TAL SEA
Total/NA	Analysis	350.1		1	294606	02/14/19 09:20	EMM	TAL SEA
Total/NA	Analysis	353.2		1	294273	02/06/19 13:17	JKM	TAL SEA
Total/NA	Analysis	SM 2320B		1	294305	02/07/19 10:14	EMM	TAL SEA
Total/NA	Analysis	SM 2540C		1	294166	02/05/19 11:11	R1K	TAL SEA

TestAmerica Seattle

Lab Chronicle

Client: SCS Engineers
Project/Site: Coupeville SWF 1st Quarter 2019

TestAmerica Job ID: 580-83633-1

Prep Type	Batch Type	Batch Method	Run	Dilution Factor	Batch Number	Prepared or Analyzed	Analyst	Lab
Total/NA	Prep	SM 5220			294159	02/05/19 10:17	R1K	TAL SEA
Total/NA	Analysis	SM 5220D		1	294160	02/05/19 10:17	R1K	TAL SEA
Total/NA	Analysis	SM 5310C		1	575685	02/14/19 13:16	MPH	TAL NSH

Client Sample ID: 0119-07

Lab Sample ID: 580-83633-7

Date Collected: 01/29/19 17:05

Matrix: Water

Date Received: 01/31/19 12:30

Prep Type	Batch Type	Batch Method	Run	Dilution Factor	Batch Number	Prepared or Analyzed	Analyst	Lab
Total/NA	Analysis	8260C		1	294068	02/01/19 22:12	CJ	TAL SEA
Dissolved	Prep	3005A			294396	02/08/19 10:20	T1H	TAL SEA
Dissolved	Analysis	6010C		1	294494	02/12/19 11:33	HJM	TAL SEA
Total Recoverable	Prep	3005A			294456	02/12/19 08:38	T1H	TAL SEA
Total Recoverable	Analysis	6020A		1	294535	02/12/19 17:34	FCW	TAL SEA
Total/NA	Analysis	300.0		1	294055	01/31/19 16:42	EMM	TAL SEA
Total/NA	Analysis	300.0		1	294058	01/31/19 16:42	EMM	TAL SEA
Total/NA	Prep	Distill/Ammonia			294557	02/13/19 12:42	EMM	TAL SEA
Total/NA	Analysis	350.1		1	294606	02/14/19 09:20	EMM	TAL SEA
Total/NA	Analysis	SM 2320B		1	294305	02/07/19 10:14	EMM	TAL SEA
Total/NA	Analysis	SM 2540C		1	294166	02/05/19 11:11	R1K	TAL SEA
Total/NA	Prep	SM 5220			294159	02/05/19 10:17	R1K	TAL SEA
Total/NA	Analysis	SM 5220D		1	294160	02/05/19 10:17	R1K	TAL SEA
Total/NA	Analysis	SM 5310C		1	575685	02/14/19 13:16	MPH	TAL NSH

Client Sample ID: 0119-08

Lab Sample ID: 580-83633-8

Date Collected: 01/30/19 09:38

Matrix: Water

Date Received: 01/31/19 12:30

Prep Type	Batch Type	Batch Method	Run	Dilution Factor	Batch Number	Prepared or Analyzed	Analyst	Lab
Total/NA	Analysis	8260C		1	294068	02/01/19 22:39	CJ	TAL SEA
Dissolved	Prep	3005A			294396	02/08/19 10:20	T1H	TAL SEA
Dissolved	Analysis	6010C		1	294494	02/12/19 11:36	HJM	TAL SEA
Total Recoverable	Prep	3005A			294456	02/12/19 08:38	T1H	TAL SEA
Total Recoverable	Analysis	6020A		1	294535	02/12/19 17:38	FCW	TAL SEA
Total/NA	Analysis	300.0		1	294055	01/31/19 17:00	EMM	TAL SEA
Total/NA	Analysis	300.0		1	294058	01/31/19 17:00	EMM	TAL SEA
Total/NA	Prep	Distill/Ammonia			294557	02/13/19 12:42	EMM	TAL SEA
Total/NA	Analysis	350.1		1	294606	02/14/19 09:20	EMM	TAL SEA
Total/NA	Analysis	SM 2320B		1	294305	02/07/19 10:14	EMM	TAL SEA
Total/NA	Analysis	SM 2540C		1	294166	02/05/19 11:11	R1K	TAL SEA
Total/NA	Prep	SM 5220			294159	02/05/19 10:17	R1K	TAL SEA
Total/NA	Analysis	SM 5220D		1	294160	02/05/19 10:17	R1K	TAL SEA
Total/NA	Analysis	SM 5310C		1	575685	02/14/19 13:16	MPH	TAL NSH

Lab Chronicle

Client: SCS Engineers
Project/Site: Coupeville SWF 1st Quarter 2019

TestAmerica Job ID: 580-83633-1

Client Sample ID: 0119-09

Date Collected: 01/30/19 10:43

Date Received: 01/31/19 12:30

Lab Sample ID: 580-83633-9

Matrix: Water

Prep Type	Batch Type	Batch Method	Run	Dilution Factor	Batch Number	Prepared or Analyzed	Analyst	Lab
Total/NA	Analysis	8260C		1	294068	02/01/19 23:06	CJ	TAL SEA
Dissolved	Prep	3005A			294396	02/08/19 10:20	T1H	TAL SEA
Dissolved	Analysis	6010C		1	294494	02/12/19 11:39	HJM	TAL SEA
Total Recoverable	Prep	3005A			294456	02/12/19 08:38	T1H	TAL SEA
Total Recoverable	Analysis	6020A		1	294535	02/12/19 17:42	FCW	TAL SEA
Total/NA	Analysis	300.0		1	294055	01/31/19 17:35	EMM	TAL SEA
Total/NA	Analysis	300.0		1	294058	01/31/19 17:35	EMM	TAL SEA
Total/NA	Prep	Distill/Ammonia			294557	02/13/19 12:42	EMM	TAL SEA
Total/NA	Analysis	350.1		1	294606	02/14/19 09:20	EMM	TAL SEA
Total/NA	Analysis	SM 2320B		1	294305	02/07/19 10:14	EMM	TAL SEA
Total/NA	Analysis	SM 2540C		1	294166	02/05/19 11:11	R1K	TAL SEA
Total/NA	Prep	SM 5220			294159	02/05/19 10:17	R1K	TAL SEA
Total/NA	Analysis	SM 5220D		1	294160	02/05/19 10:17	R1K	TAL SEA
Total/NA	Analysis	SM 5310C		1	575685	02/14/19 13:16	MPH	TAL NSH

Client Sample ID: 0119-10

Date Collected: 01/30/19 11:55

Date Received: 01/31/19 12:30

Lab Sample ID: 580-83633-10

Matrix: Water

Prep Type	Batch Type	Batch Method	Run	Dilution Factor	Batch Number	Prepared or Analyzed	Analyst	Lab
Total/NA	Analysis	8260C		1	294168	02/05/19 15:41	CJ	TAL SEA
Dissolved	Prep	3005A			294396	02/08/19 10:20	T1H	TAL SEA
Dissolved	Analysis	6010C		1	294494	02/12/19 11:46	HJM	TAL SEA
Total Recoverable	Prep	3005A			294456	02/12/19 08:38	T1H	TAL SEA
Total Recoverable	Analysis	6020A		1	294535	02/12/19 17:47	FCW	TAL SEA
Total/NA	Analysis	300.0		1	294055	01/31/19 17:47	EMM	TAL SEA
Total/NA	Analysis	300.0		1	294058	01/31/19 17:47	EMM	TAL SEA
Total/NA	Prep	Distill/Ammonia			294557	02/13/19 12:42	EMM	TAL SEA
Total/NA	Analysis	350.1		1	294606	02/14/19 09:20	EMM	TAL SEA
Total/NA	Analysis	SM 2320B		1	294305	02/07/19 10:14	EMM	TAL SEA
Total/NA	Analysis	SM 2540C		1	294166	02/05/19 11:11	R1K	TAL SEA
Total/NA	Prep	SM 5220			294159	02/05/19 10:17	R1K	TAL SEA
Total/NA	Analysis	SM 5220D		1	294160	02/05/19 10:17	R1K	TAL SEA
Total/NA	Analysis	SM 5310C		1	575685	02/14/19 13:16	MPH	TAL NSH

Client Sample ID: 0119-11

Date Collected: 01/30/19 12:15

Date Received: 01/31/19 12:30

Lab Sample ID: 580-83633-11

Matrix: Water

Prep Type	Batch Type	Batch Method	Run	Dilution Factor	Batch Number	Prepared or Analyzed	Analyst	Lab
Total/NA	Analysis	8260C		1	294168	02/05/19 16:07	CJ	TAL SEA
Dissolved	Prep	3005A			294396	02/08/19 10:20	T1H	TAL SEA

TestAmerica Seattle

Lab Chronicle

Client: SCS Engineers
Project/Site: Coupeville SWF 1st Quarter 2019

TestAmerica Job ID: 580-83633-1

Client Sample ID: 0119-11

Date Collected: 01/30/19 12:15

Date Received: 01/31/19 12:30

Lab Sample ID: 580-83633-11

Matrix: Water

Prep Type	Batch Type	Batch Method	Run	Dilution Factor	Batch Number	Prepared or Analyzed	Analyst	Lab
Dissolved	Analysis	6010C		1	294494	02/12/19 11:43	HJM	TAL SEA
Total Recoverable	Prep	3005A			294456	02/12/19 08:38	T1H	TAL SEA
Total Recoverable	Analysis	6020A		1	294535	02/12/19 17:51	FCW	TAL SEA
Total/NA	Analysis	300.0		1	294055	01/31/19 17:59	EMM	TAL SEA
Total/NA	Analysis	300.0		1	294058	01/31/19 17:59	EMM	TAL SEA
Total/NA	Prep	Distill/Ammonia			294557	02/13/19 12:42	EMM	TAL SEA
Total/NA	Analysis	350.1		1	294606	02/14/19 09:20	EMM	TAL SEA
Total/NA	Analysis	SM 2320B		1	294305	02/07/19 10:14	EMM	TAL SEA
Total/NA	Analysis	SM 2540C		1	294166	02/05/19 11:11	R1K	TAL SEA
Total/NA	Prep	SM 5220			294159	02/05/19 10:17	R1K	TAL SEA
Total/NA	Analysis	SM 5220D		1	294160	02/05/19 10:17	R1K	TAL SEA
Total/NA	Analysis	SM 5310C		1	575685	02/14/19 13:16	MPH	TAL NSH

Client Sample ID: 0119-12

Date Collected: 01/30/19 13:15

Date Received: 01/31/19 12:30

Lab Sample ID: 580-83633-12

Matrix: Water

Prep Type	Batch Type	Batch Method	Run	Dilution Factor	Batch Number	Prepared or Analyzed	Analyst	Lab
Total/NA	Analysis	8260C		1	294168	02/05/19 16:34	CJ	TAL SEA
Dissolved	Prep	3005A			294396	02/08/19 10:20	T1H	TAL SEA
Dissolved	Analysis	6010C		1	294494	02/12/19 11:49	HJM	TAL SEA
Total Recoverable	Prep	3005A			294456	02/12/19 08:38	T1H	TAL SEA
Total Recoverable	Analysis	6020A		1	294535	02/12/19 16:33	FCW	TAL SEA
Total/NA	Analysis	300.0		1	294055	01/31/19 18:10	EMM	TAL SEA
Total/NA	Analysis	300.0		1	294058	01/31/19 18:10	EMM	TAL SEA
Total/NA	Prep	Distill/Ammonia			294557	02/13/19 12:42	EMM	TAL SEA
Total/NA	Analysis	350.1		1	294606	02/14/19 09:20	EMM	TAL SEA
Total/NA	Analysis	SM 2320B		1	294305	02/07/19 10:14	EMM	TAL SEA
Total/NA	Analysis	SM 2540C		1	294166	02/05/19 11:11	R1K	TAL SEA
Total/NA	Prep	SM 5220			294159	02/05/19 10:17	R1K	TAL SEA
Total/NA	Analysis	SM 5220D		1	294160	02/05/19 10:17	R1K	TAL SEA
Total/NA	Analysis	SM 5310C		1	575685	02/14/19 13:16	MPH	TAL NSH

Client Sample ID: Trip Blank

Date Collected: 01/30/19 00:00

Date Received: 01/31/19 12:30

Lab Sample ID: 580-83633-13

Matrix: Water

Prep Type	Batch Type	Batch Method	Run	Dilution Factor	Batch Number	Prepared or Analyzed	Analyst	Lab
Total/NA	Analysis	8260C		1	294395	02/08/19 14:29	T1W	TAL SEA

TestAmerica Seattle

Lab Chronicle

Client: SCS Engineers
Project/Site: Coupeville SWF 1st Quarter 2019

TestAmerica Job ID: 580-83633-1

Laboratory References:

TAL NSH = TestAmerica Nashville, 2960 Foster Creighton Drive, Nashville, TN 37204, TEL (615)726-0177

TAL SEA = TestAmerica Seattle, 5755 8th Street East, Tacoma, WA 98424, TEL (253)922-2310

1

2

3

4

5

6

7

8

9

10

11

Accreditation/Certification Summary

Client: SCS Engineers
Project/Site: Coupeville SWF 1st Quarter 2019

TestAmerica Job ID: 580-83633-1

Laboratory: TestAmerica Seattle

Unless otherwise noted, all analytes for this laboratory were covered under each accreditation/certification below.

Authority	Program	EPA Region	Identification Number	Expiration Date
Washington	State Program	10	C553	02-17-19

The following analytes are included in this report, but the laboratory is not certified by the governing authority. This list may include analytes for which the agency does not offer certification.

Analysis Method	Prep Method	Matrix	Analyte
6010C	3005A	Water	Calcium
6010C	3005A	Water	Iron
6010C	3005A	Water	Magnesium
6010C	3005A	Water	Manganese
6010C	3005A	Water	Potassium
6010C	3005A	Water	Sodium
6020A	3005A	Water	Antimony
6020A	3005A	Water	Arsenic
6020A	3005A	Water	Barium
6020A	3005A	Water	Beryllium
6020A	3005A	Water	Cadmium
6020A	3005A	Water	Chromium
6020A	3005A	Water	Cobalt
6020A	3005A	Water	Copper
6020A	3005A	Water	Lead
6020A	3005A	Water	Nickel
6020A	3005A	Water	Selenium
6020A	3005A	Water	Silver
6020A	3005A	Water	Thallium
6020A	3005A	Water	Vanadium
6020A	3005A	Water	Zinc
SM 2320B		Water	Hydroxide Alkalinity as CaCO3

Laboratory: TestAmerica Nashville

All accreditations/certifications held by this laboratory are listed. Not all accreditations/certifications are applicable to this report.

Authority	Program	EPA Region	Identification Number	Expiration Date
A2LA	ISO/IEC 17025		0453.07	12-31-19
Alaska (UST)	State Program	10	UST-087	06-30-19
Arizona	State Program	9	AZ0473	05-05-19
Arkansas DEQ	State Program	6	88-0737	04-25-19
California	State Program	9	2938	06-30-19 *
Connecticut	State Program	1	PH-0220	12-31-19
Florida	NELAP	4	E87358	06-30-19
Georgia	State Program	4	NA: NELAP & A2LA	12-31-19
Illinois	NELAP	5	200010	12-09-18 *
Iowa	State Program	7	131	04-01-20
Kansas	NELAP	7	E-10229	10-31-19
Kentucky (UST)	State Program	4	19	06-30-19
Kentucky (WW)	State Program	4	90038	12-31-19
Louisiana	NELAP	6	30613	06-30-19
Maine	State Program	1	TN00032	11-03-19
Maryland	State Program	3	316	03-31-19
Massachusetts	State Program	1	M-TN032	06-30-19
Minnesota	NELAP	5	047-999-345	12-31-19
Mississippi	State Program	4	N/A	06-30-19

* Accreditation/Certification renewal pending - accreditation/certification considered valid.

Accreditation/Certification Summary

Client: SCS Engineers
Project/Site: Coupeville SWF 1st Quarter 2019

TestAmerica Job ID: 580-83633-1

Laboratory: TestAmerica Nashville (Continued)

All accreditations/certifications held by this laboratory are listed. Not all accreditations/certifications are applicable to this report.

Authority	Program	EPA Region	Identification Number	Expiration Date
Montana (UST)	State Program	8	NA	02-24-20
Nevada	State Program	9	TN00032	07-31-19
New Hampshire	NELAP	1	2963	10-09-19
New Jersey	NELAP	2	TN965	06-30-19
New York	NELAP	2	11342	03-31-19
North Carolina (WW/SW)	State Program	4	387	12-31-19
North Dakota	State Program	8	R-146	06-30-19
Ohio VAP	State Program	5	CL0033	07-06-19
Oklahoma	State Program	6	9412	08-31-19
Oregon	NELAP	10	TN200001	04-26-19
Pennsylvania	NELAP	3	68-00585	07-31-19
Rhode Island	State Program	1	LAO00268	12-30-19
South Carolina	State Program	4	84009 (001)	02-28-19
Tennessee	State Program	4	2008	02-23-20
Texas	NELAP	6	T104704077	08-31-19
USDA	Federal		P330-13-00306	12-01-19
Utah	NELAP	8	TN00032	07-31-19
Virginia	NELAP	3	460152	06-14-19
Washington	State Program	10	C789	07-19-19
West Virginia DEP	State Program	3	219	02-28-19
Wisconsin	State Program	5	998020430	08-31-19
Wyoming (UST)	A2LA	8	453.07	12-31-19

Sample Summary

Client: SCS Engineers
Project/Site: Coupeville SWF 1st Quarter 2019

TestAmerica Job ID: 580-83633-1

Lab Sample ID	Client Sample ID	Matrix	Collected	Received
580-83633-1	0119-01	Water	01/29/19 11:00	01/31/19 12:30
580-83633-2	0119-02	Water	01/29/19 12:13	01/31/19 12:30
580-83633-3	0119-03	Water	01/29/19 13:03	01/31/19 12:30
580-83633-4	0119-04	Water	01/29/19 14:18	01/31/19 12:30
580-83633-5	0119-05	Water	01/29/19 15:05	01/31/19 12:30
580-83633-6	0119-06	Water	01/29/19 16:20	01/31/19 12:30
580-83633-7	0119-07	Water	01/29/19 17:05	01/31/19 12:30
580-83633-8	0119-08	Water	01/30/19 09:38	01/31/19 12:30
580-83633-9	0119-09	Water	01/30/19 10:43	01/31/19 12:30
580-83633-10	0119-10	Water	01/30/19 11:55	01/31/19 12:30
580-83633-11	0119-11	Water	01/30/19 12:15	01/31/19 12:30
580-83633-12	0119-12	Water	01/30/19 13:15	01/31/19 12:30
580-83633-13	Trip Blank	Water	01/30/19 00:00	01/31/19 12:30

TestAmerica Seattle

5755 8th Street East
Tacoma, WA 98424
Phone (253) 922-2310 Fax (253) 922-5047

Chain of Custody Record

Loc: 580
83633



Client Information		Sampler: <u>Sam B.</u>	Lab PM: <u>Zalmal Kayse</u>	Carrier:
Client Contact: Mr. Sam Graber		Phone: <u>425-766-3362</u>	E-Mail: <u>kayse.zalmal@testamericainc.com</u>	
Company: SCS Engineers		COC No: <u>580-27751-7749.1</u>		
Address: 2405 140th Avenue NE Suite 107		Page: <u>1 of 2</u>		

Due Date Requested: <u>Standard</u>		Analysis Requested	
TAT Requested (days):		Job #: <u>04207033.12</u>	
City: <u>Bellevue</u>		Preservation Codes: A - HCL M - Hexane B - NaOH N - None C - Zn Acetate O - AsNaO2 D - Nitric Acid P - Na2O4S E - NaHSO4 Q - Na2SO3	
State, Zip: <u>WA, 98005-1877</u>		<p>580-83633 Chain of Custody</p>	
PO #:			
WO #:			
Project #: <u>58009563</u>			
Project Name: <u>Coupeville SWF 1st Qtr 2019</u>		SSOW#:	
Site: <u>Washington</u>			


Sample Identification	Sample Date	Sample Time	Sample Type (C=Comp, G=grab)	Matrix (W=water, S=solid, O=waste/oil, BT=tissue, A=air)	Field Filtered Sample (Yes or No)													Total Number	Special Instructions/Note:
					Perform MS/MSD (Yes or No)	300.0 - Chloride, Sulfate, Fluoride	4441 - Total Organic Carbon	350.1 - Ammonia as N	Dissolved 6010C - Ca, Fe, Mg, Mn, K, Na (FF)	Total 8020A - As, Sb, Ba, Be, Cd, Cr, Co, Cu, Pb, Ni, Se, Ag, Ti, V, Zn	300.0 Nitrate, Nitrite	8260C_LL - 8260 Low Level	3440.1 - Alkalinity, Carbonate, Bicarbonate	9220 - COD	9220 - COD	9220 - COD	9220 - COD		
0119-01	1/29/19	1100	G	Water	Y	N	X	X	X	X	X	X	X	X	X	X	X	9	
0119-02		1213		Water	N													3	
0119-03		1303		Water	Y		X	X	X	X	X	X	X	X	X	X	X	0	
0119-04		1418		Water	N													3	
0119-05		1505		Water	Y		X	X	X	X	X	X	X	X	X	X	X	9	
0119-06		1620		Water	Y		X	X	X	X	X	X	X	X	X	X	X	9	
0119-07		1705		Water	Y		X	X	X	X	X	X	X	X	X	X	X	9	
0119-08	1/30/19	938		Water	Y		X	X	X	X	X	X	X	X	X	X	X	9	
0119-09		1043		Water	Y		X	X	X	X	X	X	X	X	X	X	X	9	
0119-10		1155		Water	Y		X	X	X	X	X	X	X	X	X	X	X	9	
0119-11		1215		Water	Y		X	X	X	X	X	X	X	X	X	X	X	9	

<input type="checkbox"/> Non-Hazard <input type="checkbox"/> Flammable <input type="checkbox"/> Skin Irritant <input type="checkbox"/> Poison B <input checked="" type="checkbox"/> Unknown <input type="checkbox"/> Radiological		Sample Disposal (A fee may be assessed if samples are retained longer than 1 month) <input type="checkbox"/> Return To Client <input checked="" type="checkbox"/> Disposal By Lab <input type="checkbox"/> Archive For _____ Months	
Deliverable Requested: I, II, III, IV, Other (specify)		Special Instructions/QC Requirements:	

Empty Kit Relinquished by:	Date:	Time:	Method of Shipment:
Relinquished by: <u>[Signature]</u>	Date/Time: <u>1/31/19 1230</u>	Company: <u>SCS</u>	Received by: <u>[Signature]</u>
Relinquished by:	Date/Time: <u>1/31/19 1230</u>	Company: <u>SCS</u>	Received by: <u>[Signature]</u>

Therm. ID: <u>A2</u> Cor: <u>1.4</u> • Unc: <u>1.6</u> •	Therm. ID: <u>A2</u> Cor: <u>1.1</u> • Unc: <u>1.2</u> •	Therm. ID: <u>A2</u> Cor: <u>2.2</u> • Unc: <u>2.4</u> •	Therm. ID: <u>A2</u> Cor: <u>1.2</u> • Unc: <u>1.4</u> •
Cooler Dsc: <u>Ly Blue</u>	Cooler Dsc: <u>Ly Blue</u>	Cooler Dsc: <u>Ly Blue</u>	Cooler Dsc: <u>Ly Blue</u>
Packing: <u>Bubble</u>	Packing: <u>Bubble</u>	Packing: <u>Bubble</u>	Packing: <u>Bubble</u>
Cust. Seal: Yes <u>No</u> X	Cust. Seal: Yes <u>No</u> X	Cust. Seal: Yes <u>No</u> X	Cust. Seal: Yes <u>No</u> X
Blue Ice, <u>Wet</u> , Dry, None	Blue Ice, <u>Wet</u> , Dry, None	Blue Ice, <u>Wet</u> , Dry, None	Blue Ice, <u>Wet</u> , Dry, None
FedEx: _____	FedEx: _____	FedEx: _____	FedEx: _____
UPS: _____	UPS: _____	UPS: _____	UPS: _____
Lab Cour: <u>X</u>	Lab Cour: <u>Y</u>	Lab Cour: <u>X</u>	Lab Cour: <u>X</u>
Other: _____	Other: <u>Page 61 of 66</u>	Other: _____	Other: <u>2/15/2019</u>

COOLER RECEIPT FORM



580-83633 Chain of Custody

Cooler Received/Opened On 2/14/2019 @ 9:35

Time Samples Removed From Cooler 12:10 Time Samples Placed In Storage 12:14 (2 Hour Window)

1. Tracking # 8853 (last 4 digits, FedEx) Courier: Fedex
IR Gun ID 31470366 pH Strip Lot N/A Chlorine Strip Lot N/A

2. Temperature of rep. sample or temp blank when opened: 4.7 Degrees Celsius

3. If Item #2 temperature is 0°C or less, was the representative sample or temp blank frozen? YES NO...NA

4. Were custody seals on outside of cooler? YES...NO...NA

If yes, how many and where: 1 front

5. Were the seals intact, signed, and dated correctly? YES...NO...NA

6. Were custody papers inside cooler? YES...NO...NA

I certify that I opened the cooler and answered questions 1-6 (initial) ACE

7. Were custody seals on containers: YES NO and Intact YES...NO...NA

Were these signed and dated correctly? YES...NO...NA

8. Packing mat'l used? Bubblewrap Plastic bag Peanuts Vermiculite Foam Insert Paper Other None

9. Cooling process: Ice Ice-pack Ice (direct contact) Dry ice Other None

10. Did all containers arrive in good condition (unbroken)? YES...NO...NA

11. Were all container labels complete (#, date, signed, pres., etc)? YES...NO...NA

12. Did all container labels and tags agree with custody papers? YES...NO...NA

13a. Were VOA vials received? YES...NO...NA

b. Was there any observable headspace present in any VOA vial? YES...NO...NA



14. Was there a Trip Blank in this cooler? YES...NO...NA If multiple coolers, sequence # KD

I certify that I unloaded the cooler and answered questions 7-14 (initial) KD

15a. On pres'd bottles, did pH test strips suggest preservation reached the correct pH level? YES...NO...NA

b. Did the bottle labels indicate that the correct preservatives were used YES...NO...NA

16. Was residual chlorine present? YES...NO...NA

I certify that I checked for chlorine and pH as per SOP and answered questions 15-16 (initial) KD

17. Were custody papers properly filled out (ink, signed, etc)? YES...NO...NA

18. Did you sign the custody papers in the appropriate place? YES...NO...NA

19. Were correct containers used for the analysis requested? YES...NO...NA

20. Was sufficient amount of sample sent in each container? YES...NO...NA

I certify that I entered this project into LIMS and answered questions 17-20 (initial) KD

I certify that I attached a label with the unique LIMS number to each container (initial) KD

21. Were there Non-Conformance issues at login? YES...NO Was a NCM generated? YES...NO..#

Chain of Custody Record

Client Information (Sub Contract Lab) Company: TestAmerica Laboratories, Inc Address: 2960 Foster Creighton Drive, Nashville, TN, 37204 Phone: 615-726-0177 (Tel) 615-726-3404 (Fax) Email:		Lab P/M: Zalmi, Kayse 1 E-Mail: kayse.zalmi@testamericainc.com State of Origin: Washington							
Due Date Requested: 2/12/2019 TAT Requested (days):		Preservation Codes: A - HCL B - NaOH C - Zn Acetate D - Nitric Acid E - NaHSO4 F - MeOH G - Amchlor H - Ascorbic Acid I - Ice J - DI Water K - EDTA L - EDA Other:							
Project Name: Coupexville SWF 1st Quarter 2019 Site: Island County-CSWF-Q1 & Q3		M - Hexane N - None O - AsNaO2 P - Na2O4S Q - Na2SO3 R - Na2S2O3 S - H2SO4 T - TSP Dodecylhydrate U - Acetone V - MCAA W - pH 4-5 Z - other (specify)							
Sample Identification - Client ID (Lab ID)	Sample Date	Sample Time	Sample Type (C=Comp, G=grab)	Matrix (W=water, S=solid, O=wastefluid, BT=Tissue, A=Air)	Field Filtered Sample (Yes or No)	Perform MMSB (Yes or No)	5310C/Total Organic Carbon (TOC)	Total Number of Containers	Special Instructions/Note:
0119-01 (580-83633-1)	1/29/19	11:00 Pacific	Water	Water	X	X	X	1	
0119-03 (580-83633-3)	1/29/19	13:03 Pacific	Water	Water	X	X	X	1	
0119-05 (580-83633-5)	1/29/19	15:05 Pacific	Water	Water	X	X	X	1	
0119-06 (580-83633-6)	1/29/19	16:20 Pacific	Water	Water	X	X	X	1	Loc: 58) 83633
0119-07 (580-83633-7)	1/29/19	17:05 Pacific	Water	Water	X	X	X	1	
0119-08 (580-83633-8)	1/30/19	09:38 Pacific	Water	Water	X	X	X	1	
0119-09 (580-83633-9)	1/30/19	10:43 Pacific	Water	Water	X	X	X	1	
0119-10 (580-83633-10)	1/30/19	11:55 Pacific	Water	Water	X	X	X	1	
0119-11 (580-83633-11)	1/30/19	12:15 Pacific	Water	Water	X	X	X	1	
Note: Since laboratory accreditations are subject to change, TestAmerica Laboratories, Inc. places the ownership of method, analyte & accreditation compliance upon subcontract laboratories. This sample shipment is forwarded under chain-of-custody. If the laboratory does not currently maintain accreditation in the State of Origin listed above for analysis/ests/matrix being analyzed, the samples must be shipped back to the TestAmerica laboratory or other instructions will be provided. Any changes to accreditation status should be brought to TestAmerica Laboratories, Inc. attention immediately. If all requested accreditations are current to date, return the signed Chain of Custody attesting to said compliance to TestAmerica Laboratories, Inc.									
Possible Hazard Identification Unconfirmed Deliverable Requested: I, II, III, IV, Other (specify)									
Sample Disposal (A fee may be assessed if samples are retained longer than 1 month) <input type="checkbox"/> Return To Client <input type="checkbox"/> Disposal By Lab <input type="checkbox"/> Archive For _____ Months									
Special Instructions/QC Requirements:									
Empty Kit Relinquished by:		Date:		Method of Shipment:		Relinquished by: <i>Kayse Zalmi</i> Date/Time: 02-14-2019 09:35 Company: TAMS			
Relinquished by:		Date/Time:		Company:		Relinquished by: <i>Kayse Zalmi</i> Date/Time: Company:			
Relinquished by:		Date/Time:		Company:		Relinquished by: Date/Time: Company:			
Custody Seals Intact:		Custody Seal No.:		Cooler Temperature(s) °C and Other Remarks: 4.7					
Δ Yes Δ No									



Client Information (Sub Contract Lab) Client Contact: Zaimai, Kayse 1 Shipping/Receiving: kayse.zaimai@testamericainc.com Company: TestAmerica Laboratories, Inc. State Program - Washington		Lab P/N: Zaimai, Kayse 1 E-Mail: kayse.zaimai@testamericainc.com Carrier Tracking No(s): 580-63397.2 State of Origin: Washington Page: Page 2 of 2 Job #: 580-83633-1	
Due Date Requested: 2/12/2019 TAT Requested (days): PO #: WO #: Project #: 58009563 SOW#:		Analysis Requested Preservation Codes: A - HCL M - Hexane B - NaOH N - None C - Zn Acetate O - As/NaO2 D - Nitric Acid P - Na2O/S E - NaHSO4 Q - Na2SOS F - MeOH R - Na2S2O3 G - Amchlor S - H2SO4 H - Ascorbic Acid T - TSP Dodecahydrate I - Ice U - Acetone J - DI Water V - MCAA K - EDTA W - pH 4-5 L - EDA Z - other (specify) Other:	
Address: 2960 Foster Creighton Drive, City: Nashville State, Zip: TN, 37204 Phone: 615-726-0177(Tel) 615-726-3404(Fax) Email:		Sample Identification - Client ID (Lab ID) 0119-12 (580-83633-12) Sample Date: 1/30/19 Sample Time: 13:15 Pacific Sample Type (C=Comp, G=grab) Matrix (W=water, S=solid, O=soil, B=Tissue, A=Air) Preservation Code: Water Field Filtered Sample (Yes or No) X Performance (MSD/Yes/No) X 5310C/Total Organic Carbon (TOC) X	
Note: Since laboratory accreditations are subject to change, TestAmerica Laboratories, Inc. places the ownership of method, analyte & accreditation compliance upon out subcontract laboratories. This sample shipment is forwarded under chain-of-custody. I		Possible Hazard Identification Unconfirmed Deliverable Requested: I, II, III, IV, Other (specify) Primary Deliverable Rank: 2 Special Instructions/QC Requirements: Sample Disposal (A fee may be assessed if samples are retained longer than 1 month) <input type="checkbox"/> Return To Client <input type="checkbox"/> Disposal By Lab <input type="checkbox"/> Archive For _____ Months Empty Kit Relinquished by: Relinquished by: <i>Kenny Khan</i> Date/Time: 2:13:19 Relinquished by: <i>Kenny Khan</i> Date/Time: 02-14-2019 09:13:55 Relinquished by: Date/Time: Relinquished by: Date/Time: Custody Seals Intact: Custody Seal No.: Δ Yes Δ No Cooler Temperature(s) °C and Other Remarks: 4.7	



Login Sample Receipt Checklist

Client: SCS Engineers

Job Number: 580-83633-1

Login Number: 83633

List Number: 1

Creator: Hobbs, Kenneth F

List Source: TestAmerica Seattle

Question	Answer	Comment
Radioactivity wasn't checked or is </= background as measured by a survey meter.	N/A	
The cooler's custody seal, if present, is intact.	True	
Sample custody seals, if present, are intact.	True	
The cooler or samples do not appear to have been compromised or tampered with.	True	
Samples were received on ice.	True	
Cooler Temperature is acceptable.	True	
Cooler Temperature is recorded.	True	
COC is present.	True	
COC is filled out in ink and legible.	True	
COC is filled out with all pertinent information.	True	
Is the Field Sampler's name present on COC?	True	
There are no discrepancies between the containers received and the COC.	True	
Samples are received within Holding Time (excluding tests with immediate HTs)	False	
Sample containers have legible labels.	True	
Containers are not broken or leaking.	True	
Sample collection date/times are provided.	True	
Appropriate sample containers are used.	True	
Sample bottles are completely filled.	True	
Sample Preservation Verified.	True	
There is sufficient vol. for all requested analyses, incl. any requested MS/MSDs	True	
Containers requiring zero headspace have no headspace or bubble is <6mm (1/4").	True	
Multiphasic samples are not present.	True	
Samples do not require splitting or compositing.	True	
Residual Chlorine Checked.	N/A	



SECOND QTR. 2019 DATA VALIDATION REPORT – ISLAND CO. CSWF

Project Details

Project No.	04207033.12	Site Name	Island County Coupeville SWF
Data Validator	Sam Graber	Data Level	Level 2
Date	5/21/2019	DV Tier	Tier 1
QA Document	CSWF Groundwater Sampling, Analysis, and Quality Assurance Project Plan (Revised September 2007)		

Sample Login Summary

Sample Group	Sample Login Comments	Analytical Lab (Primary)
580-85662-1	See case narrative.	Test America – Seattle, WA
580-85738-1	Sample 0419-16 (E6D) was received at the lab outside the required temperature criteria.	Test America – Seattle, WA

Analytical Summary

Sample Group	Analyses					
	Metals	Ns, COD	VOCs	Ions/TDS	Alk	TOC
580-85662-1	X	X	X	X	X	X
580-85738-1	X	X	X	X	X	X

Notes:

X = Analysis performed on at least one sample in sample group.

- = Analysis not performed on any sample in sample group.

Laboratory Quality Assurance Samples

Lab QA Samples	Results	Comments
Method Blank	Acceptable	No Comments.
LCS/LCSD	Acceptable	No Comments.
Duplicates	Acceptable	No Comments.
MS/MSD	Acceptable	The response factor on a sample from another client were outside calibration range for 2-Butanone. Any detection for this analyte are considered estimated. (580-85662-1, 580-85738-1). Sample 0419-14 was diluted for method 8260C to bring target analytes within calibration range. (580-85662-1)



Field Quality Assurance Samples

Field QA Samples	Sample Group	Analytes	Notes
Field Replicates		See below.	See detailed results below.
Trip Blank	580-85738-1	N/A	No Detections.

Lab Quality Flags

Lab Qualifiers	Description	Lab Group
4	MS, MSD: The analyte present in the original sample is greater than 4 times the matrix spike concentration, therefore, control limits are not applicable.	580-85738-1
F1	MS and/or MSD Recovery is outside acceptance limits.	280-85662-1, 580-85738-1
F5	Duplicate RPD exceeds limit, and one or both sample results are less than 5 times RL. The data are considered valid because the absolute difference is less than the RL.	280-85662-1
J	Result is less than the RL but greater than or equal to the MDL and the concentration is an approximate value.	280-85662-1, 580-85738-1

Field Duplicate Evaluation

Analyte	Units	N3S (0419-03)	N3S DUP (0419-05)	RPD (%)	S11S (0419-20)	S11S DUP (0419-22)	RPD (%)
Alkalinity	mg/L	440	440	0.0	350	360	2.8
Arsenic	mg/L	0.0037	0.0036	2.7	0.0060	0.0061	1.7
Barium	mg/L	0.033	0.033	0.0	0.033	0.033	0.0
Bicarbonate	mg/L	440	440	0.0	350	360	2.8
Calcium	mg/L	130	130	0.0	84	85	1.2
Chloride	mg/L	32	33	3.1	61	60	1.7
Chromium	mg/L	0.010	0.011	9.5	ND	ND	NA
Magnesium	mg/L	48	48	0.0	52	53	1.9
Manganese	mg/L	ND	ND	NA	0.2	0.2	0.0
Nitrate	mg/L	4.3	4.5	4.5	ND	ND	NA
Potassium	mg/L	5.8	5.8	0.0	7.0	7.1	1.4
Sodium	mg/L	28	28	0.0	37	38	2.7
Sulfate	mg/L	43	45	4.5	32	31	3.2
Total Dissolved Solids	mg/L	540	600	10.5	450	460	2.2

Analyte	Units	N3S (0419-03)	N3S DUP (0419-05)	RPD (%)	S11S (0419-20)	S11S DUP (0419-22)	RPD (%)
Total Organic Carbon	mg/L	1.3	1.2	8.0	1.5	1.9	23.5
Trichlorofluoro-methane	ug/L	1.0	1.1	9.5	ND	ND	NA
Vanadium	mg/L	0.011	0.011	0.0	ND	ND	NA

Notes:

ND = Not detected above the RL

NA = Calculation not applicable

Additional Data Flags

Flag	Description
U	Not detected above the method reporting limit.

Qualified Data and Usability

Lab qualifiers are noted. All data, as qualified, are acceptable for use.

ANALYTICAL REPORT

Eurofins TestAmerica, Seattle
5755 8th Street East
Tacoma, WA 98424
Tel: (253)922-2310

Laboratory Job ID: 580-85662-1
Client Project/Site: CSWF (Island Co.)

For:
SCS Engineers
2405 140th Avenue NE
Suite 107
Bellevue, Washington 98005-1877

Attn: Mr. Dan Venchiarutti



Authorized for release by:
5/8/2019 10:57:51 AM

Kayse Zalmi, Project Manager I
(253)922-2310
kayse.zalmi@testamericainc.com

LINKS

Review your project
results through
TotalAccess

Have a Question?



Visit us at:
www.testamericainc.com

This report has been electronically signed and authorized by the signatory. Electronic signature is intended to be the legally binding equivalent of a traditionally handwritten signature.

Results relate only to the items tested and the sample(s) as received by the laboratory.



Table of Contents

Cover Page	1
Table of Contents	2
Case Narrative	3
Definitions	4
Client Sample Results	5
QC Sample Results	40
Chronicle	57
Certification Summary	65
Sample Summary	67
Chain of Custody	68
Receipt Checklists	74

Case Narrative

Client: SCS Engineers
Project/Site: CSWF (Island Co.)

Job ID: 580-85662-1

Job ID: 580-85662-1

Laboratory: Eurofins TestAmerica, Seattle

Narrative

Job Narrative 580-85662-1

Receipt

The samples were received on 4/23/2019 12:15 PM; the samples arrived in good condition, properly preserved and, where required, on ice. The temperatures of the 5 coolers at receipt time were 1.0° C, 3.7° C, 4.5° C, 7.6° C and 8.1° C.

GC/MS VOA

Method(s) 8260C: The minimum response factor (RF) criteria for the continuing calibration verification (CCV) analyzed in batch 580-299452 and 580-299593 were outside criteria for the following analyte(s): 2-Butanone. As indicated in the reference method, sample analysis may proceed; however, any detection or non-detection for the affected analyte(s) is considered estimated.

Method(s) 8260C: The following sample was diluted to bring the concentration of target analytes within the calibration range: 0419-14 (580-85662-14). Elevated reporting limits (RLs) are provided.

No additional analytical or quality issues were noted, other than those described above or in the Definitions/Glossary page.

Metals

No analytical or quality issues were noted, other than those described in the Definitions/Glossary page.

General Chemistry

No analytical or quality issues were noted, other than those described in the Definitions/Glossary page.

Definitions/Glossary

Client: SCS Engineers
Project/Site: CSWF (Island Co.)

Job ID: 580-85662-1

Qualifiers

GC/MS VOA

Qualifier	Qualifier Description
J	Result is less than the RL but greater than or equal to the MDL and the concentration is an approximate value.

Metals

Qualifier	Qualifier Description
F5	Duplicate RPD exceeds limit, and one or both sample results are less than 5 times RL. The data are considered valid because the absolute difference is less than the RL.

General Chemistry

Qualifier	Qualifier Description
F1	MS and/or MSD Recovery is outside acceptance limits.

Glossary

Abbreviation	These commonly used abbreviations may or may not be present in this report.
α	Listed under the "D" column to designate that the result is reported on a dry weight basis
%R	Percent Recovery
CFL	Contains Free Liquid
CNF	Contains No Free Liquid
DER	Duplicate Error Ratio (normalized absolute difference)
Dil Fac	Dilution Factor
DL	Detection Limit (DoD/DOE)
DL, RA, RE, IN	Indicates a Dilution, Re-analysis, Re-extraction, or additional Initial metals/anion analysis of the sample
DLC	Decision Level Concentration (Radiochemistry)
EDL	Estimated Detection Limit (Dioxin)
LOD	Limit of Detection (DoD/DOE)
LOQ	Limit of Quantitation (DoD/DOE)
MDA	Minimum Detectable Activity (Radiochemistry)
MDC	Minimum Detectable Concentration (Radiochemistry)
MDL	Method Detection Limit
ML	Minimum Level (Dioxin)
NC	Not Calculated
ND	Not Detected at the reporting limit (or MDL or EDL if shown)
PQL	Practical Quantitation Limit
QC	Quality Control
RER	Relative Error Ratio (Radiochemistry)
RL	Reporting Limit or Requested Limit (Radiochemistry)
RPD	Relative Percent Difference, a measure of the relative difference between two points
TEF	Toxicity Equivalent Factor (Dioxin)
TEQ	Toxicity Equivalent Quotient (Dioxin)

Client Sample Results

Client: SCS Engineers
Project/Site: CSWF (Island Co.)

Job ID: 580-85662-1

Client Sample ID: 0419-01

Lab Sample ID: 580-85662-1

Date Collected: 04/22/19 10:29

Matrix: Water

Date Received: 04/23/19 12:15

Method: 8260C - Volatile Organic Compounds (GC/MS)

Analyte	Result	Qualifier	RL	MDL	Unit	D	Prepared	Analyzed	Dil Fac
1,1,1,2-Tetrachloroethane	ND		0.30		ug/L			04/30/19 13:59	1
1,1,1-Trichloroethane	ND		0.20		ug/L			04/30/19 13:59	1
1,1,2,2-Tetrachloroethane	ND		0.20		ug/L			04/30/19 13:59	1
1,1,2-Trichloroethane	ND		0.20		ug/L			04/30/19 13:59	1
1,1-Dichloroethane	ND		0.20		ug/L			04/30/19 13:59	1
1,1-Dichloroethene	ND		0.20		ug/L			04/30/19 13:59	1
1,2,3-Trichloropropane	ND		0.20		ug/L			04/30/19 13:59	1
1,2-Dibromo-3-Chloropropane	ND		2.0		ug/L			04/30/19 13:59	1
1,2-Dibromoethane	ND		0.10		ug/L			04/30/19 13:59	1
1,2-Dichlorobenzene	ND		0.30		ug/L			04/30/19 13:59	1
1,2-Dichloroethane	ND		0.20		ug/L			04/30/19 13:59	1
1,2-Dichloropropane	ND		0.20		ug/L			04/30/19 13:59	1
1,4-Dichlorobenzene	ND		0.30		ug/L			04/30/19 13:59	1
2-Butanone	ND		10		ug/L			04/30/19 13:59	1
2-Hexanone	ND		3.0		ug/L			04/30/19 13:59	1
4-Methyl-2-pentanone	ND		5.0		ug/L			04/30/19 13:59	1
Acetone	ND		6.0		ug/L			04/30/19 13:59	1
Acrylonitrile	ND		10		ug/L			04/30/19 13:59	1
Benzene	ND		0.20		ug/L			04/30/19 13:59	1
Bromochloromethane	ND		0.20		ug/L			04/30/19 13:59	1
Bromodichloromethane	ND		0.20		ug/L			04/30/19 13:59	1
Bromoform	ND		0.50		ug/L			04/30/19 13:59	1
Bromomethane	ND		0.50		ug/L			04/30/19 13:59	1
Carbon disulfide	ND		0.30		ug/L			04/30/19 13:59	1
Carbon tetrachloride	ND		0.20		ug/L			04/30/19 13:59	1
Chlorobenzene	ND		0.20		ug/L			04/30/19 13:59	1
Chloroethane	ND		0.50		ug/L			04/30/19 13:59	1
Chloroform	ND		0.20		ug/L			04/30/19 13:59	1
Chloromethane	ND		0.50		ug/L			04/30/19 13:59	1
cis-1,2-Dichloroethene	ND		0.20		ug/L			04/30/19 13:59	1
cis-1,3-Dichloropropene	ND		0.20		ug/L			04/30/19 13:59	1
Dibromochloromethane	ND		0.20		ug/L			04/30/19 13:59	1
Dibromomethane	ND		0.20		ug/L			04/30/19 13:59	1
Ethylbenzene	ND		0.20		ug/L			04/30/19 13:59	1
m,p-Xylene	ND		0.50		ug/L			04/30/19 13:59	1
Methyl iodide	ND		0.50		ug/L			04/30/19 13:59	1
Methylene Chloride	ND		5.0		ug/L			04/30/19 13:59	1
o-Xylene	ND		0.50		ug/L			04/30/19 13:59	1
Styrene	ND		0.50		ug/L			04/30/19 13:59	1
Tetrachloroethene	ND		0.50		ug/L			04/30/19 13:59	1
Toluene	ND		0.20		ug/L			04/30/19 13:59	1
trans-1,2-Dichloroethene	ND		0.20		ug/L			04/30/19 13:59	1
trans-1,3-Dichloropropene	ND		0.20		ug/L			04/30/19 13:59	1
trans-1,4-Dichloro-2-butene	ND		2.0		ug/L			04/30/19 13:59	1
Trichloroethene	ND		0.20		ug/L			04/30/19 13:59	1
Trichlorofluoromethane	ND		0.50		ug/L			04/30/19 13:59	1
Vinyl acetate	ND		1.0		ug/L			04/30/19 13:59	1
Vinyl chloride	ND		0.020		ug/L			04/30/19 13:59	1

Client Sample Results

Client: SCS Engineers
Project/Site: CSWF (Island Co.)

Job ID: 580-85662-1

Client Sample ID: 0419-01

Lab Sample ID: 580-85662-1

Date Collected: 04/22/19 10:29

Matrix: Water

Date Received: 04/23/19 12:15

Surrogate	%Recovery	Qualifier	Limits	Prepared	Analyzed	Dil Fac
1,2-Dichloroethane-d4 (Surr)	102		80 - 120		04/30/19 13:59	1
4-Bromofluorobenzene (Surr)	102		80 - 120		04/30/19 13:59	1
Dibromofluoromethane (Surr)	97		80 - 120		04/30/19 13:59	1
Toluene-d8 (Surr)	102		75 - 125		04/30/19 13:59	1
Trifluorotoluene (Surr)	98		80 - 120		04/30/19 13:59	1

Method: 6010C - Metals (ICP) - Dissolved

Analyte	Result	Qualifier	RL	MDL	Unit	D	Prepared	Analyzed	Dil Fac
Calcium	75		1.1		mg/L		05/06/19 09:31	05/07/19 15:55	1
Iron	ND		0.30		mg/L		05/06/19 09:31	05/07/19 15:55	1
Magnesium	30		1.1		mg/L		05/06/19 09:31	05/07/19 15:55	1
Manganese	0.029		0.020		mg/L		05/06/19 09:31	05/07/19 15:55	1
Potassium	6.0		3.3		mg/L		05/06/19 09:31	05/07/19 15:55	1
Sodium	21		2.0		mg/L		05/06/19 09:31	05/07/19 15:55	1

Method: 6020A - Metals (ICP/MS) - Total Recoverable

Analyte	Result	Qualifier	RL	MDL	Unit	D	Prepared	Analyzed	Dil Fac
Antimony	ND		0.00040		mg/L		05/03/19 15:19	05/06/19 17:33	1
Arsenic	0.0089		0.0010		mg/L		05/03/19 15:19	05/06/19 17:33	1
Barium	0.029		0.0012		mg/L		05/03/19 15:19	05/06/19 17:33	1
Beryllium	ND		0.00040		mg/L		05/03/19 15:19	05/06/19 17:33	1
Cadmium	ND		0.00040		mg/L		05/03/19 15:19	05/06/19 17:33	1
Chromium	0.00084		0.00040		mg/L		05/03/19 15:19	05/06/19 17:33	1
Cobalt	ND		0.00040		mg/L		05/03/19 15:19	05/06/19 17:33	1
Copper	ND		0.0020		mg/L		05/03/19 15:19	05/06/19 17:33	1
Lead	ND		0.00080		mg/L		05/03/19 15:19	05/06/19 17:33	1
Nickel	ND		0.0030		mg/L		05/03/19 15:19	05/06/19 17:33	1
Selenium	ND		0.0080		mg/L		05/03/19 15:19	05/06/19 17:33	1
Silver	ND		0.00040		mg/L		05/03/19 15:19	05/06/19 17:33	1
Thallium	ND		0.0010		mg/L		05/03/19 15:19	05/06/19 17:33	1
Vanadium	0.011		0.0040		mg/L		05/03/19 15:19	05/06/19 17:33	1
Zinc	ND		0.0070		mg/L		05/03/19 15:19	05/06/19 17:33	1

General Chemistry

Analyte	Result	Qualifier	RL	MDL	Unit	D	Prepared	Analyzed	Dil Fac
Fluoride	ND		0.20		mg/L			04/24/19 10:10	1
Nitrate Nitrite as N	ND		0.40		mg/L			04/24/19 10:10	1
Chloride	38		0.90		mg/L			04/24/19 10:10	1
Sulfate	26		1.2		mg/L			04/24/19 10:10	1
Ammonia	ND	F1	0.50		mg/L		05/01/19 13:02	05/02/19 11:45	1
Total Organic Carbon	ND		1.0		mg/L			04/27/19 08:03	1
Analyte	Result	Qualifier	RL	RL	Unit	D	Prepared	Analyzed	Dil Fac
Alkalinity	260		5.0		mg/L			04/26/19 08:52	1
Bicarbonate Alkalinity as CaCO3	260		5.0		mg/L			04/26/19 08:52	1
Carbonate Alkalinity as CaCO3	ND		5.0		mg/L			04/26/19 08:52	1
Hydroxide Alkalinity as CaCO3	ND		5.0		mg/L			04/26/19 08:52	1
Total Dissolved Solids	380		10		mg/L			04/29/19 10:07	1
Chemical Oxygen Demand	ND		10		mg/L		05/06/19 11:23	05/06/19 11:23	1

Eurofins TestAmerica, Seattle

Client Sample Results

Client: SCS Engineers
Project/Site: CSWF (Island Co.)

Job ID: 580-85662-1

Client Sample ID: 0419-02

Lab Sample ID: 580-85662-2

Date Collected: 04/22/19 10:40

Matrix: Water

Date Received: 04/23/19 12:15

Method: 8260C - Volatile Organic Compounds (GC/MS)

Analyte	Result	Qualifier	RL	MDL	Unit	D	Prepared	Analyzed	Dil Fac
1,1,1,2-Tetrachloroethane	ND		0.30		ug/L			04/30/19 14:26	1
1,1,1-Trichloroethane	ND		0.20		ug/L			04/30/19 14:26	1
1,1,2,2-Tetrachloroethane	ND		0.20		ug/L			04/30/19 14:26	1
1,1,2-Trichloroethane	ND		0.20		ug/L			04/30/19 14:26	1
1,1-Dichloroethane	ND		0.20		ug/L			04/30/19 14:26	1
1,1-Dichloroethene	ND		0.20		ug/L			04/30/19 14:26	1
1,2,3-Trichloropropane	ND		0.20		ug/L			04/30/19 14:26	1
1,2-Dibromo-3-Chloropropane	ND		2.0		ug/L			04/30/19 14:26	1
1,2-Dibromoethane	ND		0.10		ug/L			04/30/19 14:26	1
1,2-Dichlorobenzene	ND		0.30		ug/L			04/30/19 14:26	1
1,2-Dichloroethane	ND		0.20		ug/L			04/30/19 14:26	1
1,2-Dichloropropane	ND		0.20		ug/L			04/30/19 14:26	1
1,4-Dichlorobenzene	ND		0.30		ug/L			04/30/19 14:26	1
2-Butanone	ND		10		ug/L			04/30/19 14:26	1
2-Hexanone	ND		3.0		ug/L			04/30/19 14:26	1
4-Methyl-2-pentanone	ND		5.0		ug/L			04/30/19 14:26	1
Acetone	ND		6.0		ug/L			04/30/19 14:26	1
Acrylonitrile	ND		10		ug/L			04/30/19 14:26	1
Benzene	ND		0.20		ug/L			04/30/19 14:26	1
Bromochloromethane	ND		0.20		ug/L			04/30/19 14:26	1
Bromodichloromethane	ND		0.20		ug/L			04/30/19 14:26	1
Bromoform	ND		0.50		ug/L			04/30/19 14:26	1
Bromomethane	ND		0.50		ug/L			04/30/19 14:26	1
Carbon disulfide	ND		0.30		ug/L			04/30/19 14:26	1
Carbon tetrachloride	ND		0.20		ug/L			04/30/19 14:26	1
Chlorobenzene	ND		0.20		ug/L			04/30/19 14:26	1
Chloroethane	ND		0.50		ug/L			04/30/19 14:26	1
Chloroform	ND		0.20		ug/L			04/30/19 14:26	1
Chloromethane	ND		0.50		ug/L			04/30/19 14:26	1
cis-1,2-Dichloroethene	ND		0.20		ug/L			04/30/19 14:26	1
cis-1,3-Dichloropropene	ND		0.20		ug/L			04/30/19 14:26	1
Dibromochloromethane	ND		0.20		ug/L			04/30/19 14:26	1
Dibromomethane	ND		0.20		ug/L			04/30/19 14:26	1
Ethylbenzene	ND		0.20		ug/L			04/30/19 14:26	1
m,p-Xylene	ND		0.50		ug/L			04/30/19 14:26	1
Methyl iodide	ND		0.50		ug/L			04/30/19 14:26	1
Methylene Chloride	ND		5.0		ug/L			04/30/19 14:26	1
o-Xylene	ND		0.50		ug/L			04/30/19 14:26	1
Styrene	ND		0.50		ug/L			04/30/19 14:26	1
Tetrachloroethene	ND		0.50		ug/L			04/30/19 14:26	1
Toluene	ND		0.20		ug/L			04/30/19 14:26	1
trans-1,2-Dichloroethene	ND		0.20		ug/L			04/30/19 14:26	1
trans-1,3-Dichloropropene	ND		0.20		ug/L			04/30/19 14:26	1
trans-1,4-Dichloro-2-butene	ND		2.0		ug/L			04/30/19 14:26	1
Trichloroethene	ND		0.20		ug/L			04/30/19 14:26	1
Trichlorofluoromethane	ND		0.50		ug/L			04/30/19 14:26	1
Vinyl acetate	ND		1.0		ug/L			04/30/19 14:26	1
Vinyl chloride	ND		0.020		ug/L			04/30/19 14:26	1

Client Sample Results

Client: SCS Engineers
Project/Site: CSWF (Island Co.)

Job ID: 580-85662-1

Client Sample ID: 0419-02

Lab Sample ID: 580-85662-2

Date Collected: 04/22/19 10:40

Matrix: Water

Date Received: 04/23/19 12:15

Surrogate	%Recovery	Qualifier	Limits	Prepared	Analyzed	Dil Fac
1,2-Dichloroethane-d4 (Surr)	105		80 - 120		04/30/19 14:26	1
4-Bromofluorobenzene (Surr)	104		80 - 120		04/30/19 14:26	1
Dibromofluoromethane (Surr)	99		80 - 120		04/30/19 14:26	1
Toluene-d8 (Surr)	101		75 - 125		04/30/19 14:26	1
Trifluorotoluene (Surr)	94		80 - 120		04/30/19 14:26	1

Method: 6010C - Metals (ICP) - Dissolved

Analyte	Result	Qualifier	RL	MDL	Unit	D	Prepared	Analyzed	Dil Fac
Calcium	44		1.1		mg/L		05/06/19 09:31	05/07/19 16:23	1
Iron	ND		0.30		mg/L		05/06/19 09:31	05/07/19 16:23	1
Magnesium	33		1.1		mg/L		05/06/19 09:31	05/07/19 16:23	1
Manganese	0.085		0.020		mg/L		05/06/19 09:31	05/07/19 16:23	1
Potassium	11		3.3		mg/L		05/06/19 09:31	05/07/19 16:23	1
Sodium	31		2.0		mg/L		05/06/19 09:31	05/07/19 16:23	1

Method: 6020A - Metals (ICP/MS) - Total Recoverable

Analyte	Result	Qualifier	RL	MDL	Unit	D	Prepared	Analyzed	Dil Fac
Antimony	ND		0.00040		mg/L		05/03/19 15:19	05/06/19 18:13	1
Arsenic	0.017		0.0010		mg/L		05/03/19 15:19	05/06/19 18:13	1
Barium	0.037		0.0012		mg/L		05/03/19 15:19	05/06/19 18:13	1
Beryllium	ND		0.00040		mg/L		05/03/19 15:19	05/06/19 18:13	1
Cadmium	ND		0.00040		mg/L		05/03/19 15:19	05/06/19 18:13	1
Chromium	0.0014		0.00040		mg/L		05/03/19 15:19	05/06/19 18:13	1
Cobalt	ND		0.00040		mg/L		05/03/19 15:19	05/06/19 18:13	1
Copper	ND		0.0020		mg/L		05/03/19 15:19	05/06/19 18:13	1
Lead	ND		0.00080		mg/L		05/03/19 15:19	05/06/19 18:13	1
Nickel	ND		0.0030		mg/L		05/03/19 15:19	05/06/19 18:13	1
Selenium	ND		0.0080		mg/L		05/03/19 15:19	05/06/19 18:13	1
Silver	ND		0.00040		mg/L		05/03/19 15:19	05/06/19 18:13	1
Thallium	ND		0.0010		mg/L		05/03/19 15:19	05/06/19 18:13	1
Vanadium	0.014		0.0040		mg/L		05/03/19 15:19	05/06/19 18:13	1
Zinc	ND		0.0070		mg/L		05/03/19 15:19	05/06/19 18:13	1

General Chemistry

Analyte	Result	Qualifier	RL	MDL	Unit	D	Prepared	Analyzed	Dil Fac
Fluoride	ND		0.20		mg/L			04/24/19 10:21	1
Nitrate Nitrite as N	ND		0.40		mg/L			04/24/19 10:21	1
Chloride	31		0.90		mg/L			04/24/19 10:21	1
Sulfate	14		1.2		mg/L			04/24/19 10:21	1
Ammonia	ND		0.50		mg/L		05/01/19 13:02	05/02/19 11:45	1
Total Organic Carbon	2.6		1.0		mg/L			04/27/19 08:03	1

Analyte	Result	Qualifier	RL	RL	Unit	D	Prepared	Analyzed	Dil Fac
Alkalinity	230		5.0		mg/L			04/26/19 08:52	1
Bicarbonate Alkalinity as CaCO3	230		5.0		mg/L			04/26/19 08:52	1
Carbonate Alkalinity as CaCO3	ND		5.0		mg/L			04/26/19 08:52	1
Hydroxide Alkalinity as CaCO3	ND		5.0		mg/L			04/26/19 08:52	1
Total Dissolved Solids	340		10		mg/L			04/29/19 10:07	1
Chemical Oxygen Demand	ND		10		mg/L		05/06/19 11:23	05/06/19 11:23	1

Eurofins TestAmerica, Seattle

Client Sample Results

Client: SCS Engineers
Project/Site: CSWF (Island Co.)

Job ID: 580-85662-1

Client Sample ID: 0419-03

Lab Sample ID: 580-85662-3

Date Collected: 04/22/19 11:14

Matrix: Water

Date Received: 04/23/19 12:15

Method: 8260C - Volatile Organic Compounds (GC/MS)

Analyte	Result	Qualifier	RL	MDL	Unit	D	Prepared	Analyzed	Dil Fac
1,1,1,2-Tetrachloroethane	ND		0.30		ug/L			04/30/19 14:52	1
1,1,1-Trichloroethane	ND		0.20		ug/L			04/30/19 14:52	1
1,1,2,2-Tetrachloroethane	ND		0.20		ug/L			04/30/19 14:52	1
1,1,2-Trichloroethane	ND		0.20		ug/L			04/30/19 14:52	1
1,1-Dichloroethane	ND		0.20		ug/L			04/30/19 14:52	1
1,1-Dichloroethene	ND		0.20		ug/L			04/30/19 14:52	1
1,2,3-Trichloropropane	ND		0.20		ug/L			04/30/19 14:52	1
1,2-Dibromo-3-Chloropropane	ND		2.0		ug/L			04/30/19 14:52	1
1,2-Dibromoethane	ND		0.10		ug/L			04/30/19 14:52	1
1,2-Dichlorobenzene	ND		0.30		ug/L			04/30/19 14:52	1
1,2-Dichloroethane	ND		0.20		ug/L			04/30/19 14:52	1
1,2-Dichloropropane	ND		0.20		ug/L			04/30/19 14:52	1
1,4-Dichlorobenzene	ND		0.30		ug/L			04/30/19 14:52	1
2-Butanone	ND		10		ug/L			04/30/19 14:52	1
2-Hexanone	ND		3.0		ug/L			04/30/19 14:52	1
4-Methyl-2-pentanone	ND		5.0		ug/L			04/30/19 14:52	1
Acetone	ND		6.0		ug/L			04/30/19 14:52	1
Acrylonitrile	ND		10		ug/L			04/30/19 14:52	1
Benzene	ND		0.20		ug/L			04/30/19 14:52	1
Bromochloromethane	ND		0.20		ug/L			04/30/19 14:52	1
Bromodichloromethane	ND		0.20		ug/L			04/30/19 14:52	1
Bromoform	ND		0.50		ug/L			04/30/19 14:52	1
Bromomethane	ND		0.50		ug/L			04/30/19 14:52	1
Carbon disulfide	ND		0.30		ug/L			04/30/19 14:52	1
Carbon tetrachloride	ND		0.20		ug/L			04/30/19 14:52	1
Chlorobenzene	ND		0.20		ug/L			04/30/19 14:52	1
Chloroethane	ND		0.50		ug/L			04/30/19 14:52	1
Chloroform	ND		0.20		ug/L			04/30/19 14:52	1
Chloromethane	ND		0.50		ug/L			04/30/19 14:52	1
cis-1,2-Dichloroethene	ND		0.20		ug/L			04/30/19 14:52	1
cis-1,3-Dichloropropene	ND		0.20		ug/L			04/30/19 14:52	1
Dibromochloromethane	ND		0.20		ug/L			04/30/19 14:52	1
Dibromomethane	ND		0.20		ug/L			04/30/19 14:52	1
Ethylbenzene	ND		0.20		ug/L			04/30/19 14:52	1
m,p-Xylene	ND		0.50		ug/L			04/30/19 14:52	1
Methyl iodide	ND		0.50		ug/L			04/30/19 14:52	1
Methylene Chloride	ND		5.0		ug/L			04/30/19 14:52	1
o-Xylene	ND		0.50		ug/L			04/30/19 14:52	1
Styrene	ND		0.50		ug/L			04/30/19 14:52	1
Tetrachloroethene	ND		0.50		ug/L			04/30/19 14:52	1
Toluene	ND		0.20		ug/L			04/30/19 14:52	1
trans-1,2-Dichloroethene	ND		0.20		ug/L			04/30/19 14:52	1
trans-1,3-Dichloropropene	ND		0.20		ug/L			04/30/19 14:52	1
trans-1,4-Dichloro-2-butene	ND		2.0		ug/L			04/30/19 14:52	1
Trichloroethene	ND		0.20		ug/L			04/30/19 14:52	1
Trichlorofluoromethane	1.0		0.50		ug/L			04/30/19 14:52	1
Vinyl acetate	ND		1.0		ug/L			04/30/19 14:52	1
Vinyl chloride	ND		0.020		ug/L			04/30/19 14:52	1

Client Sample Results

Client: SCS Engineers
Project/Site: CSWF (Island Co.)

Job ID: 580-85662-1

Client Sample ID: 0419-03

Lab Sample ID: 580-85662-3

Date Collected: 04/22/19 11:14

Matrix: Water

Date Received: 04/23/19 12:15

Surrogate	%Recovery	Qualifier	Limits	Prepared	Analyzed	Dil Fac
1,2-Dichloroethane-d4 (Surr)	105		80 - 120		04/30/19 14:52	1
4-Bromofluorobenzene (Surr)	103		80 - 120		04/30/19 14:52	1
Dibromofluoromethane (Surr)	99		80 - 120		04/30/19 14:52	1
Toluene-d8 (Surr)	102		75 - 125		04/30/19 14:52	1
Trifluorotoluene (Surr)	97		80 - 120		04/30/19 14:52	1

Method: 6010C - Metals (ICP) - Dissolved

Analyte	Result	Qualifier	RL	MDL	Unit	D	Prepared	Analyzed	Dil Fac
Calcium	130		1.1		mg/L		05/06/19 09:31	05/07/19 16:26	1
Iron	ND		0.30		mg/L		05/06/19 09:31	05/07/19 16:26	1
Magnesium	48		1.1		mg/L		05/06/19 09:31	05/07/19 16:26	1
Manganese	ND		0.020		mg/L		05/06/19 09:31	05/07/19 16:26	1
Potassium	5.8		3.3		mg/L		05/06/19 09:31	05/07/19 16:26	1
Sodium	28		2.0		mg/L		05/06/19 09:31	05/07/19 16:26	1

Method: 6020A - Metals (ICP/MS) - Total Recoverable

Analyte	Result	Qualifier	RL	MDL	Unit	D	Prepared	Analyzed	Dil Fac
Antimony	ND		0.00040		mg/L		05/03/19 15:19	05/06/19 18:17	1
Arsenic	0.0037		0.0010		mg/L		05/03/19 15:19	05/06/19 18:17	1
Barium	0.033		0.0012		mg/L		05/03/19 15:19	05/06/19 18:17	1
Beryllium	ND		0.00040		mg/L		05/03/19 15:19	05/06/19 18:17	1
Cadmium	ND		0.00040		mg/L		05/03/19 15:19	05/06/19 18:17	1
Chromium	0.010		0.00040		mg/L		05/03/19 15:19	05/06/19 18:17	1
Cobalt	ND		0.00040		mg/L		05/03/19 15:19	05/06/19 18:17	1
Copper	ND		0.0020		mg/L		05/03/19 15:19	05/06/19 18:17	1
Lead	ND		0.00080		mg/L		05/03/19 15:19	05/06/19 18:17	1
Nickel	ND		0.0030		mg/L		05/03/19 15:19	05/06/19 18:17	1
Selenium	ND		0.0080		mg/L		05/03/19 15:19	05/06/19 18:17	1
Silver	ND		0.00040		mg/L		05/03/19 15:19	05/06/19 18:17	1
Thallium	ND		0.0010		mg/L		05/03/19 15:19	05/06/19 18:17	1
Vanadium	0.011		0.0040		mg/L		05/03/19 15:19	05/06/19 18:17	1
Zinc	ND		0.0070		mg/L		05/03/19 15:19	05/06/19 18:17	1

General Chemistry

Analyte	Result	Qualifier	RL	MDL	Unit	D	Prepared	Analyzed	Dil Fac
Fluoride	ND		0.20		mg/L			04/24/19 10:33	1
Nitrate Nitrite as N	4.3		0.40		mg/L			04/24/19 10:33	1
Chloride	32		0.90		mg/L			04/24/19 10:33	1
Sulfate	43		1.2		mg/L			04/24/19 10:33	1
Ammonia	ND		0.50		mg/L		05/01/19 13:02	05/02/19 11:45	1
Total Organic Carbon	1.3		1.0		mg/L			04/27/19 08:03	1

Analyte	Result	Qualifier	RL	RL	Unit	D	Prepared	Analyzed	Dil Fac
Alkalinity	440		5.0		mg/L			04/26/19 08:52	1
Bicarbonate Alkalinity as CaCO3	440		5.0		mg/L			04/26/19 08:52	1
Carbonate Alkalinity as CaCO3	ND		5.0		mg/L			04/26/19 08:52	1
Hydroxide Alkalinity as CaCO3	ND		5.0		mg/L			04/26/19 08:52	1
Total Dissolved Solids	540		10		mg/L			04/29/19 10:07	1
Chemical Oxygen Demand	ND		10		mg/L		05/06/19 11:23	05/06/19 11:23	1

Eurofins TestAmerica, Seattle

Client Sample Results

Client: SCS Engineers
Project/Site: CSWF (Island Co.)

Job ID: 580-85662-1

Client Sample ID: 0419-04

Lab Sample ID: 580-85662-4

Date Collected: 04/22/19 11:45

Matrix: Water

Date Received: 04/23/19 12:15

Method: 8260C - Volatile Organic Compounds (GC/MS)

Analyte	Result	Qualifier	RL	MDL	Unit	D	Prepared	Analyzed	Dil Fac
1,1,1,2-Tetrachloroethane	ND		0.30		ug/L			04/30/19 15:18	1
1,1,1-Trichloroethane	ND		0.20		ug/L			04/30/19 15:18	1
1,1,2,2-Tetrachloroethane	ND		0.20		ug/L			04/30/19 15:18	1
1,1,2-Trichloroethane	ND		0.20		ug/L			04/30/19 15:18	1
1,1-Dichloroethane	ND		0.20		ug/L			04/30/19 15:18	1
1,1-Dichloroethene	ND		0.20		ug/L			04/30/19 15:18	1
1,2,3-Trichloropropane	ND		0.20		ug/L			04/30/19 15:18	1
1,2-Dibromo-3-Chloropropane	ND		2.0		ug/L			04/30/19 15:18	1
1,2-Dibromoethane	ND		0.10		ug/L			04/30/19 15:18	1
1,2-Dichlorobenzene	ND		0.30		ug/L			04/30/19 15:18	1
1,2-Dichloroethane	ND		0.20		ug/L			04/30/19 15:18	1
1,2-Dichloropropane	ND		0.20		ug/L			04/30/19 15:18	1
1,4-Dichlorobenzene	ND		0.30		ug/L			04/30/19 15:18	1
2-Butanone	ND		10		ug/L			04/30/19 15:18	1
2-Hexanone	ND		3.0		ug/L			04/30/19 15:18	1
4-Methyl-2-pentanone	ND		5.0		ug/L			04/30/19 15:18	1
Acetone	ND		6.0		ug/L			04/30/19 15:18	1
Acrylonitrile	ND		10		ug/L			04/30/19 15:18	1
Benzene	ND		0.20		ug/L			04/30/19 15:18	1
Bromochloromethane	ND		0.20		ug/L			04/30/19 15:18	1
Bromodichloromethane	ND		0.20		ug/L			04/30/19 15:18	1
Bromoform	ND		0.50		ug/L			04/30/19 15:18	1
Bromomethane	ND		0.50		ug/L			04/30/19 15:18	1
Carbon disulfide	ND		0.30		ug/L			04/30/19 15:18	1
Carbon tetrachloride	ND		0.20		ug/L			04/30/19 15:18	1
Chlorobenzene	ND		0.20		ug/L			04/30/19 15:18	1
Chloroethane	ND		0.50		ug/L			04/30/19 15:18	1
Chloroform	ND		0.20		ug/L			04/30/19 15:18	1
Chloromethane	ND		0.50		ug/L			04/30/19 15:18	1
cis-1,2-Dichloroethene	ND		0.20		ug/L			04/30/19 15:18	1
cis-1,3-Dichloropropene	ND		0.20		ug/L			04/30/19 15:18	1
Dibromochloromethane	ND		0.20		ug/L			04/30/19 15:18	1
Dibromomethane	ND		0.20		ug/L			04/30/19 15:18	1
Ethylbenzene	ND		0.20		ug/L			04/30/19 15:18	1
m,p-Xylene	ND		0.50		ug/L			04/30/19 15:18	1
Methyl iodide	ND		0.50		ug/L			04/30/19 15:18	1
Methylene Chloride	ND		5.0		ug/L			04/30/19 15:18	1
o-Xylene	ND		0.50		ug/L			04/30/19 15:18	1
Styrene	ND		0.50		ug/L			04/30/19 15:18	1
Tetrachloroethene	ND		0.50		ug/L			04/30/19 15:18	1
Toluene	ND		0.20		ug/L			04/30/19 15:18	1
trans-1,2-Dichloroethene	ND		0.20		ug/L			04/30/19 15:18	1
trans-1,3-Dichloropropene	ND		0.20		ug/L			04/30/19 15:18	1
trans-1,4-Dichloro-2-butene	ND		2.0		ug/L			04/30/19 15:18	1
Trichloroethene	ND		0.20		ug/L			04/30/19 15:18	1
Trichlorofluoromethane	ND		0.50		ug/L			04/30/19 15:18	1
Vinyl acetate	ND		1.0		ug/L			04/30/19 15:18	1
Vinyl chloride	ND		0.020		ug/L			04/30/19 15:18	1

Client Sample Results

Client: SCS Engineers
Project/Site: CSWF (Island Co.)

Job ID: 580-85662-1

Client Sample ID: 0419-04

Lab Sample ID: 580-85662-4

Date Collected: 04/22/19 11:45

Matrix: Water

Date Received: 04/23/19 12:15

Surrogate	%Recovery	Qualifier	Limits	Prepared	Analyzed	Dil Fac
1,2-Dichloroethane-d4 (Surr)	106		80 - 120		04/30/19 15:18	1
4-Bromofluorobenzene (Surr)	103		80 - 120		04/30/19 15:18	1
Dibromofluoromethane (Surr)	99		80 - 120		04/30/19 15:18	1
Toluene-d8 (Surr)	101		75 - 125		04/30/19 15:18	1
Trifluorotoluene (Surr)	94		80 - 120		04/30/19 15:18	1

Method: 6010C - Metals (ICP) - Dissolved

Analyte	Result	Qualifier	RL	MDL	Unit	D	Prepared	Analyzed	Dil Fac
Calcium	160		1.1		mg/L		05/06/19 09:31	05/07/19 16:30	1
Iron	ND		0.30		mg/L		05/06/19 09:31	05/07/19 16:30	1
Magnesium	63		1.1		mg/L		05/06/19 09:31	05/07/19 16:30	1
Manganese	ND		0.020		mg/L		05/06/19 09:31	05/07/19 16:30	1
Potassium	6.4		3.3		mg/L		05/06/19 09:31	05/07/19 16:30	1
Sodium	30		2.0		mg/L		05/06/19 09:31	05/07/19 16:30	1

Method: 6020A - Metals (ICP/MS) - Total Recoverable

Analyte	Result	Qualifier	RL	MDL	Unit	D	Prepared	Analyzed	Dil Fac
Antimony	ND		0.00040		mg/L		05/03/19 15:19	05/06/19 18:21	1
Arsenic	0.0039		0.0010		mg/L		05/03/19 15:19	05/06/19 18:21	1
Barium	0.048		0.0012		mg/L		05/03/19 15:19	05/06/19 18:21	1
Beryllium	ND		0.00040		mg/L		05/03/19 15:19	05/06/19 18:21	1
Cadmium	ND		0.00040		mg/L		05/03/19 15:19	05/06/19 18:21	1
Chromium	0.0054		0.00040		mg/L		05/03/19 15:19	05/06/19 18:21	1
Cobalt	ND		0.00040		mg/L		05/03/19 15:19	05/06/19 18:21	1
Copper	ND		0.0020		mg/L		05/03/19 15:19	05/06/19 18:21	1
Lead	ND		0.00080		mg/L		05/03/19 15:19	05/06/19 18:21	1
Nickel	ND		0.0030		mg/L		05/03/19 15:19	05/06/19 18:21	1
Selenium	ND		0.0080		mg/L		05/03/19 15:19	05/06/19 18:21	1
Silver	ND		0.00040		mg/L		05/03/19 15:19	05/06/19 18:21	1
Thallium	ND		0.0010		mg/L		05/03/19 15:19	05/06/19 18:21	1
Vanadium	0.011		0.0040		mg/L		05/03/19 15:19	05/06/19 18:21	1
Zinc	ND		0.0070		mg/L		05/03/19 15:19	05/06/19 18:21	1

General Chemistry

Analyte	Result	Qualifier	RL	MDL	Unit	D	Prepared	Analyzed	Dil Fac
Fluoride	ND		0.20		mg/L			04/24/19 10:56	1
Nitrate Nitrite as N	1.6		0.40		mg/L			04/24/19 10:56	1
Chloride	43		0.90		mg/L			04/24/19 10:56	1
Sulfate	47		1.2		mg/L			04/24/19 10:56	1
Ammonia	ND		0.50		mg/L		05/01/19 13:02	05/02/19 11:45	1
Total Organic Carbon	1.4		1.0		mg/L			04/27/19 08:03	1

Analyte	Result	Qualifier	RL	RL	Unit	D	Prepared	Analyzed	Dil Fac
Alkalinity	540		5.0		mg/L			04/26/19 08:52	1
Bicarbonate Alkalinity as CaCO3	540		5.0		mg/L			04/26/19 08:52	1
Carbonate Alkalinity as CaCO3	ND		5.0		mg/L			04/26/19 08:52	1
Hydroxide Alkalinity as CaCO3	ND		5.0		mg/L			04/26/19 08:52	1
Total Dissolved Solids	710		10		mg/L			04/29/19 10:07	1
Chemical Oxygen Demand	ND		10		mg/L		05/06/19 11:23	05/06/19 11:23	1

Eurofins TestAmerica, Seattle

Client Sample Results

Client: SCS Engineers
Project/Site: CSWF (Island Co.)

Job ID: 580-85662-1

Client Sample ID: 0419-05

Lab Sample ID: 580-85662-5

Date Collected: 04/22/19 11:20

Matrix: Water

Date Received: 04/23/19 12:15

Method: 8260C - Volatile Organic Compounds (GC/MS)

Analyte	Result	Qualifier	RL	MDL	Unit	D	Prepared	Analyzed	Dil Fac
1,1,1,2-Tetrachloroethane	ND		0.30		ug/L			04/30/19 15:45	1
1,1,1-Trichloroethane	ND		0.20		ug/L			04/30/19 15:45	1
1,1,2,2-Tetrachloroethane	ND		0.20		ug/L			04/30/19 15:45	1
1,1,2-Trichloroethane	ND		0.20		ug/L			04/30/19 15:45	1
1,1-Dichloroethane	ND		0.20		ug/L			04/30/19 15:45	1
1,1-Dichloroethene	ND		0.20		ug/L			04/30/19 15:45	1
1,2,3-Trichloropropane	ND		0.20		ug/L			04/30/19 15:45	1
1,2-Dibromo-3-Chloropropane	ND		2.0		ug/L			04/30/19 15:45	1
1,2-Dibromoethane	ND		0.10		ug/L			04/30/19 15:45	1
1,2-Dichlorobenzene	ND		0.30		ug/L			04/30/19 15:45	1
1,2-Dichloroethane	ND		0.20		ug/L			04/30/19 15:45	1
1,2-Dichloropropane	ND		0.20		ug/L			04/30/19 15:45	1
1,4-Dichlorobenzene	ND		0.30		ug/L			04/30/19 15:45	1
2-Butanone	ND		10		ug/L			04/30/19 15:45	1
2-Hexanone	ND		3.0		ug/L			04/30/19 15:45	1
4-Methyl-2-pentanone	ND		5.0		ug/L			04/30/19 15:45	1
Acetone	ND		6.0		ug/L			04/30/19 15:45	1
Acrylonitrile	ND		10		ug/L			04/30/19 15:45	1
Benzene	ND		0.20		ug/L			04/30/19 15:45	1
Bromochloromethane	ND		0.20		ug/L			04/30/19 15:45	1
Bromodichloromethane	ND		0.20		ug/L			04/30/19 15:45	1
Bromoform	ND		0.50		ug/L			04/30/19 15:45	1
Bromomethane	ND		0.50		ug/L			04/30/19 15:45	1
Carbon disulfide	ND		0.30		ug/L			04/30/19 15:45	1
Carbon tetrachloride	ND		0.20		ug/L			04/30/19 15:45	1
Chlorobenzene	ND		0.20		ug/L			04/30/19 15:45	1
Chloroethane	ND		0.50		ug/L			04/30/19 15:45	1
Chloroform	ND		0.20		ug/L			04/30/19 15:45	1
Chloromethane	ND		0.50		ug/L			04/30/19 15:45	1
cis-1,2-Dichloroethene	ND		0.20		ug/L			04/30/19 15:45	1
cis-1,3-Dichloropropene	ND		0.20		ug/L			04/30/19 15:45	1
Dibromochloromethane	ND		0.20		ug/L			04/30/19 15:45	1
Dibromomethane	ND		0.20		ug/L			04/30/19 15:45	1
Ethylbenzene	ND		0.20		ug/L			04/30/19 15:45	1
m,p-Xylene	ND		0.50		ug/L			04/30/19 15:45	1
Methyl iodide	ND		0.50		ug/L			04/30/19 15:45	1
Methylene Chloride	ND		5.0		ug/L			04/30/19 15:45	1
o-Xylene	ND		0.50		ug/L			04/30/19 15:45	1
Styrene	ND		0.50		ug/L			04/30/19 15:45	1
Tetrachloroethene	ND		0.50		ug/L			04/30/19 15:45	1
Toluene	ND		0.20		ug/L			04/30/19 15:45	1
trans-1,2-Dichloroethene	ND		0.20		ug/L			04/30/19 15:45	1
trans-1,3-Dichloropropene	ND		0.20		ug/L			04/30/19 15:45	1
trans-1,4-Dichloro-2-butene	ND		2.0		ug/L			04/30/19 15:45	1
Trichloroethene	ND		0.20		ug/L			04/30/19 15:45	1
Trichlorofluoromethane	1.1		0.50		ug/L			04/30/19 15:45	1
Vinyl acetate	ND		1.0		ug/L			04/30/19 15:45	1
Vinyl chloride	ND		0.020		ug/L			04/30/19 15:45	1

Client Sample Results

Client: SCS Engineers
Project/Site: CSWF (Island Co.)

Job ID: 580-85662-1

Client Sample ID: 0419-05

Lab Sample ID: 580-85662-5

Date Collected: 04/22/19 11:20

Matrix: Water

Date Received: 04/23/19 12:15

Surrogate	%Recovery	Qualifier	Limits	Prepared	Analyzed	Dil Fac
1,2-Dichloroethane-d4 (Surr)	104		80 - 120		04/30/19 15:45	1
4-Bromofluorobenzene (Surr)	103		80 - 120		04/30/19 15:45	1
Dibromofluoromethane (Surr)	99		80 - 120		04/30/19 15:45	1
Toluene-d8 (Surr)	102		75 - 125		04/30/19 15:45	1
Trifluorotoluene (Surr)	97		80 - 120		04/30/19 15:45	1

Method: 6010C - Metals (ICP) - Dissolved

Analyte	Result	Qualifier	RL	MDL	Unit	D	Prepared	Analyzed	Dil Fac
Calcium	130		1.1		mg/L		05/06/19 09:31	05/07/19 16:33	1
Iron	ND		0.30		mg/L		05/06/19 09:31	05/07/19 16:33	1
Magnesium	48		1.1		mg/L		05/06/19 09:31	05/07/19 16:33	1
Manganese	ND		0.020		mg/L		05/06/19 09:31	05/07/19 16:33	1
Potassium	5.8		3.3		mg/L		05/06/19 09:31	05/07/19 16:33	1
Sodium	28		2.0		mg/L		05/06/19 09:31	05/07/19 16:33	1

Method: 6020A - Metals (ICP/MS) - Total Recoverable

Analyte	Result	Qualifier	RL	MDL	Unit	D	Prepared	Analyzed	Dil Fac
Antimony	ND		0.00040		mg/L		05/03/19 15:19	05/06/19 18:26	1
Arsenic	0.0036		0.0010		mg/L		05/03/19 15:19	05/06/19 18:26	1
Barium	0.033		0.0012		mg/L		05/03/19 15:19	05/06/19 18:26	1
Beryllium	ND		0.00040		mg/L		05/03/19 15:19	05/06/19 18:26	1
Cadmium	ND		0.00040		mg/L		05/03/19 15:19	05/06/19 18:26	1
Chromium	0.011		0.00040		mg/L		05/03/19 15:19	05/06/19 18:26	1
Cobalt	ND		0.00040		mg/L		05/03/19 15:19	05/06/19 18:26	1
Copper	ND		0.0020		mg/L		05/03/19 15:19	05/06/19 18:26	1
Lead	ND		0.00080		mg/L		05/03/19 15:19	05/06/19 18:26	1
Nickel	ND		0.0030		mg/L		05/03/19 15:19	05/06/19 18:26	1
Selenium	ND		0.0080		mg/L		05/03/19 15:19	05/06/19 18:26	1
Silver	ND		0.00040		mg/L		05/03/19 15:19	05/06/19 18:26	1
Thallium	ND		0.0010		mg/L		05/03/19 15:19	05/06/19 18:26	1
Vanadium	0.011		0.0040		mg/L		05/03/19 15:19	05/06/19 18:26	1
Zinc	ND		0.0070		mg/L		05/03/19 15:19	05/06/19 18:26	1

General Chemistry

Analyte	Result	Qualifier	RL	MDL	Unit	D	Prepared	Analyzed	Dil Fac
Fluoride	ND		0.20		mg/L			04/24/19 11:08	1
Nitrate Nitrite as N	4.5		0.40		mg/L			04/24/19 11:08	1
Chloride	33		0.90		mg/L			04/24/19 11:08	1
Sulfate	45		1.2		mg/L			04/24/19 11:08	1
Ammonia	ND		0.50		mg/L		05/01/19 13:02	05/02/19 11:45	1
Total Organic Carbon	1.2		1.0		mg/L			04/27/19 08:03	1
Analyte	Result	Qualifier	RL	RL	Unit	D	Prepared	Analyzed	Dil Fac
Alkalinity	440		5.0		mg/L			04/26/19 08:52	1
Bicarbonate Alkalinity as CaCO3	440		5.0		mg/L			04/26/19 08:52	1
Carbonate Alkalinity as CaCO3	ND		5.0		mg/L			04/26/19 08:52	1
Hydroxide Alkalinity as CaCO3	ND		5.0		mg/L			04/26/19 08:52	1
Total Dissolved Solids	600		10		mg/L			04/29/19 10:07	1
Chemical Oxygen Demand	ND		10		mg/L		05/06/19 11:23	05/06/19 11:23	1

Eurofins TestAmerica, Seattle

Client Sample Results

Client: SCS Engineers
Project/Site: CSWF (Island Co.)

Job ID: 580-85662-1

Client Sample ID: 0419-06

Lab Sample ID: 580-85662-6

Date Collected: 04/22/19 12:45

Matrix: Water

Date Received: 04/23/19 12:15

Method: 8260C - Volatile Organic Compounds (GC/MS)

Analyte	Result	Qualifier	RL	MDL	Unit	D	Prepared	Analyzed	Dil Fac
1,1,1,2-Tetrachloroethane	ND		0.30		ug/L			04/30/19 16:12	1
1,1,1-Trichloroethane	ND		0.20		ug/L			04/30/19 16:12	1
1,1,2,2-Tetrachloroethane	ND		0.20		ug/L			04/30/19 16:12	1
1,1,2-Trichloroethane	ND		0.20		ug/L			04/30/19 16:12	1
1,1-Dichloroethane	ND		0.20		ug/L			04/30/19 16:12	1
1,1-Dichloroethene	ND		0.20		ug/L			04/30/19 16:12	1
1,2,3-Trichloropropane	ND		0.20		ug/L			04/30/19 16:12	1
1,2-Dibromo-3-Chloropropane	ND		2.0		ug/L			04/30/19 16:12	1
1,2-Dibromoethane	ND		0.10		ug/L			04/30/19 16:12	1
1,2-Dichlorobenzene	ND		0.30		ug/L			04/30/19 16:12	1
1,2-Dichloroethane	ND		0.20		ug/L			04/30/19 16:12	1
1,2-Dichloropropane	ND		0.20		ug/L			04/30/19 16:12	1
1,4-Dichlorobenzene	ND		0.30		ug/L			04/30/19 16:12	1
2-Butanone	ND		10		ug/L			04/30/19 16:12	1
2-Hexanone	ND		3.0		ug/L			04/30/19 16:12	1
4-Methyl-2-pentanone	ND		5.0		ug/L			04/30/19 16:12	1
Acetone	ND		6.0		ug/L			04/30/19 16:12	1
Acrylonitrile	ND		10		ug/L			04/30/19 16:12	1
Benzene	ND		0.20		ug/L			04/30/19 16:12	1
Bromochloromethane	ND		0.20		ug/L			04/30/19 16:12	1
Bromodichloromethane	ND		0.20		ug/L			04/30/19 16:12	1
Bromoform	ND		0.50		ug/L			04/30/19 16:12	1
Bromomethane	ND		0.50		ug/L			04/30/19 16:12	1
Carbon disulfide	ND		0.30		ug/L			04/30/19 16:12	1
Carbon tetrachloride	ND		0.20		ug/L			04/30/19 16:12	1
Chlorobenzene	ND		0.20		ug/L			04/30/19 16:12	1
Chloroethane	ND		0.50		ug/L			04/30/19 16:12	1
Chloroform	ND		0.20		ug/L			04/30/19 16:12	1
Chloromethane	ND		0.50		ug/L			04/30/19 16:12	1
cis-1,2-Dichloroethene	ND		0.20		ug/L			04/30/19 16:12	1
cis-1,3-Dichloropropene	ND		0.20		ug/L			04/30/19 16:12	1
Dibromochloromethane	ND		0.20		ug/L			04/30/19 16:12	1
Dibromomethane	ND		0.20		ug/L			04/30/19 16:12	1
Ethylbenzene	ND		0.20		ug/L			04/30/19 16:12	1
m,p-Xylene	ND		0.50		ug/L			04/30/19 16:12	1
Methyl iodide	ND		0.50		ug/L			04/30/19 16:12	1
Methylene Chloride	ND		5.0		ug/L			04/30/19 16:12	1
o-Xylene	ND		0.50		ug/L			04/30/19 16:12	1
Styrene	ND		0.50		ug/L			04/30/19 16:12	1
Tetrachloroethene	ND		0.50		ug/L			04/30/19 16:12	1
Toluene	ND		0.20		ug/L			04/30/19 16:12	1
trans-1,2-Dichloroethene	ND		0.20		ug/L			04/30/19 16:12	1
trans-1,3-Dichloropropene	ND		0.20		ug/L			04/30/19 16:12	1
trans-1,4-Dichloro-2-butene	ND		2.0		ug/L			04/30/19 16:12	1
Trichloroethene	ND		0.20		ug/L			04/30/19 16:12	1
Trichlorofluoromethane	ND		0.50		ug/L			04/30/19 16:12	1
Vinyl acetate	ND		1.0		ug/L			04/30/19 16:12	1
Vinyl chloride	ND		0.020		ug/L			04/30/19 16:12	1

Eurofins TestAmerica, Seattle

Client Sample Results

Client: SCS Engineers
Project/Site: CSWF (Island Co.)

Job ID: 580-85662-1

Client Sample ID: 0419-06

Lab Sample ID: 580-85662-6

Date Collected: 04/22/19 12:45

Matrix: Water

Date Received: 04/23/19 12:15

Surrogate	%Recovery	Qualifier	Limits	Prepared	Analyzed	Dil Fac
1,2-Dichloroethane-d4 (Surr)	104		80 - 120		04/30/19 16:12	1
4-Bromofluorobenzene (Surr)	102		80 - 120		04/30/19 16:12	1
Dibromofluoromethane (Surr)	98		80 - 120		04/30/19 16:12	1
Toluene-d8 (Surr)	101		75 - 125		04/30/19 16:12	1
Trifluorotoluene (Surr)	96		80 - 120		04/30/19 16:12	1

Method: 6010C - Metals (ICP) - Dissolved

Analyte	Result	Qualifier	RL	MDL	Unit	D	Prepared	Analyzed	Dil Fac
Calcium	150		1.1		mg/L		05/06/19 09:31	05/07/19 16:36	1
Iron	1.7		0.30		mg/L		05/06/19 09:31	05/07/19 16:36	1
Magnesium	74		1.1		mg/L		05/06/19 09:31	05/07/19 16:36	1
Manganese	0.24		0.020		mg/L		05/06/19 09:31	05/07/19 16:36	1
Potassium	7.5		3.3		mg/L		05/06/19 09:31	05/07/19 16:36	1
Sodium	31		2.0		mg/L		05/06/19 09:31	05/07/19 16:36	1

Method: 6020A - Metals (ICP/MS) - Total Recoverable

Analyte	Result	Qualifier	RL	MDL	Unit	D	Prepared	Analyzed	Dil Fac
Antimony	ND		0.00040		mg/L		05/03/19 15:19	05/06/19 18:30	1
Arsenic	0.0074		0.0010		mg/L		05/03/19 15:19	05/06/19 18:30	1
Barium	0.068		0.0012		mg/L		05/03/19 15:19	05/06/19 18:30	1
Beryllium	ND		0.00040		mg/L		05/03/19 15:19	05/06/19 18:30	1
Cadmium	ND		0.00040		mg/L		05/03/19 15:19	05/06/19 18:30	1
Chromium	0.00046		0.00040		mg/L		05/03/19 15:19	05/06/19 18:30	1
Cobalt	ND		0.00040		mg/L		05/03/19 15:19	05/06/19 18:30	1
Copper	ND		0.0020		mg/L		05/03/19 15:19	05/06/19 18:30	1
Lead	ND		0.00080		mg/L		05/03/19 15:19	05/06/19 18:30	1
Nickel	ND		0.0030		mg/L		05/03/19 15:19	05/06/19 18:30	1
Selenium	ND		0.0080		mg/L		05/03/19 15:19	05/06/19 18:30	1
Silver	ND		0.00040		mg/L		05/03/19 15:19	05/06/19 18:30	1
Thallium	ND		0.0010		mg/L		05/03/19 15:19	05/06/19 18:30	1
Vanadium	0.0056		0.0040		mg/L		05/03/19 15:19	05/06/19 18:30	1
Zinc	ND		0.0070		mg/L		05/03/19 15:19	05/06/19 18:30	1

General Chemistry

Analyte	Result	Qualifier	RL	MDL	Unit	D	Prepared	Analyzed	Dil Fac
Fluoride	ND		0.20		mg/L			04/24/19 11:32	1
Nitrate Nitrite as N	ND		0.40		mg/L			04/24/19 11:32	1
Chloride	22		0.90		mg/L			04/24/19 11:32	1
Sulfate	23		1.2		mg/L			04/24/19 11:32	1
Ammonia	ND		0.50		mg/L		05/01/19 13:02	05/02/19 11:45	1
Total Organic Carbon	1.6		1.0		mg/L			04/27/19 08:03	1
Analyte	Result	Qualifier	RL	RL	Unit	D	Prepared	Analyzed	Dil Fac
Alkalinity	640		5.0		mg/L			04/26/19 08:52	1
Bicarbonate Alkalinity as CaCO3	640		5.0		mg/L			04/26/19 08:52	1
Carbonate Alkalinity as CaCO3	ND		5.0		mg/L			04/26/19 08:52	1
Hydroxide Alkalinity as CaCO3	ND		5.0		mg/L			04/26/19 08:52	1
Total Dissolved Solids	720		10		mg/L			04/29/19 10:07	1
Chemical Oxygen Demand	ND		10		mg/L		05/06/19 11:23	05/06/19 11:23	1

Eurofins TestAmerica, Seattle

Client Sample Results

Client: SCS Engineers
Project/Site: CSWF (Island Co.)

Job ID: 580-85662-1

Client Sample ID: 0419-07

Lab Sample ID: 580-85662-7

Date Collected: 04/22/19 12:23

Matrix: Water

Date Received: 04/23/19 12:15

Method: 8260C - Volatile Organic Compounds (GC/MS)

Analyte	Result	Qualifier	RL	MDL	Unit	D	Prepared	Analyzed	Dil Fac
1,1,1,2-Tetrachloroethane	ND		0.30		ug/L			04/30/19 16:38	1
1,1,1-Trichloroethane	ND		0.20		ug/L			04/30/19 16:38	1
1,1,2,2-Tetrachloroethane	ND		0.20		ug/L			04/30/19 16:38	1
1,1,2-Trichloroethane	ND		0.20		ug/L			04/30/19 16:38	1
1,1-Dichloroethane	ND		0.20		ug/L			04/30/19 16:38	1
1,1-Dichloroethene	ND		0.20		ug/L			04/30/19 16:38	1
1,2,3-Trichloropropane	ND		0.20		ug/L			04/30/19 16:38	1
1,2-Dibromo-3-Chloropropane	ND		2.0		ug/L			04/30/19 16:38	1
1,2-Dibromoethane	ND		0.10		ug/L			04/30/19 16:38	1
1,2-Dichlorobenzene	ND		0.30		ug/L			04/30/19 16:38	1
1,2-Dichloroethane	ND		0.20		ug/L			04/30/19 16:38	1
1,2-Dichloropropane	ND		0.20		ug/L			04/30/19 16:38	1
1,4-Dichlorobenzene	ND		0.30		ug/L			04/30/19 16:38	1
2-Butanone	ND		10		ug/L			04/30/19 16:38	1
2-Hexanone	ND		3.0		ug/L			04/30/19 16:38	1
4-Methyl-2-pentanone	ND		5.0		ug/L			04/30/19 16:38	1
Acetone	ND		6.0		ug/L			04/30/19 16:38	1
Acrylonitrile	ND		10		ug/L			04/30/19 16:38	1
Benzene	ND		0.20		ug/L			04/30/19 16:38	1
Bromochloromethane	ND		0.20		ug/L			04/30/19 16:38	1
Bromodichloromethane	ND		0.20		ug/L			04/30/19 16:38	1
Bromoform	ND		0.50		ug/L			04/30/19 16:38	1
Bromomethane	ND		0.50		ug/L			04/30/19 16:38	1
Carbon disulfide	ND		0.30		ug/L			04/30/19 16:38	1
Carbon tetrachloride	ND		0.20		ug/L			04/30/19 16:38	1
Chlorobenzene	ND		0.20		ug/L			04/30/19 16:38	1
Chloroethane	ND		0.50		ug/L			04/30/19 16:38	1
Chloroform	ND		0.20		ug/L			04/30/19 16:38	1
Chloromethane	ND		0.50		ug/L			04/30/19 16:38	1
cis-1,2-Dichloroethene	ND		0.20		ug/L			04/30/19 16:38	1
cis-1,3-Dichloropropene	ND		0.20		ug/L			04/30/19 16:38	1
Dibromochloromethane	ND		0.20		ug/L			04/30/19 16:38	1
Dibromomethane	ND		0.20		ug/L			04/30/19 16:38	1
Ethylbenzene	ND		0.20		ug/L			04/30/19 16:38	1
m,p-Xylene	ND		0.50		ug/L			04/30/19 16:38	1
Methyl iodide	ND		0.50		ug/L			04/30/19 16:38	1
Methylene Chloride	ND		5.0		ug/L			04/30/19 16:38	1
o-Xylene	ND		0.50		ug/L			04/30/19 16:38	1
Styrene	ND		0.50		ug/L			04/30/19 16:38	1
Tetrachloroethene	ND		0.50		ug/L			04/30/19 16:38	1
Toluene	ND		0.20		ug/L			04/30/19 16:38	1
trans-1,2-Dichloroethene	ND		0.20		ug/L			04/30/19 16:38	1
trans-1,3-Dichloropropene	ND		0.20		ug/L			04/30/19 16:38	1
trans-1,4-Dichloro-2-butene	ND		2.0		ug/L			04/30/19 16:38	1
Trichloroethene	ND		0.20		ug/L			04/30/19 16:38	1
Trichlorofluoromethane	0.52		0.50		ug/L			04/30/19 16:38	1
Vinyl acetate	ND		1.0		ug/L			04/30/19 16:38	1
Vinyl chloride	ND		0.020		ug/L			04/30/19 16:38	1

Client Sample Results

Client: SCS Engineers
Project/Site: CSWF (Island Co.)

Job ID: 580-85662-1

Client Sample ID: 0419-07

Lab Sample ID: 580-85662-7

Date Collected: 04/22/19 12:23

Matrix: Water

Date Received: 04/23/19 12:15

Surrogate	%Recovery	Qualifier	Limits	Prepared	Analyzed	Dil Fac
1,2-Dichloroethane-d4 (Surr)	105		80 - 120		04/30/19 16:38	1
4-Bromofluorobenzene (Surr)	100		80 - 120		04/30/19 16:38	1
Dibromofluoromethane (Surr)	99		80 - 120		04/30/19 16:38	1
Toluene-d8 (Surr)	102		75 - 125		04/30/19 16:38	1
Trifluorotoluene (Surr)	101		80 - 120		04/30/19 16:38	1

Method: 6010C - Metals (ICP) - Dissolved

Analyte	Result	Qualifier	RL	MDL	Unit	D	Prepared	Analyzed	Dil Fac
Calcium	110		1.1		mg/L		05/06/19 09:31	05/07/19 16:39	1
Iron	ND		0.30		mg/L		05/06/19 09:31	05/07/19 16:39	1
Magnesium	78		1.1		mg/L		05/06/19 09:31	05/07/19 16:39	1
Manganese	ND		0.020		mg/L		05/06/19 09:31	05/07/19 16:39	1
Potassium	8.4		3.3		mg/L		05/06/19 09:31	05/07/19 16:39	1
Sodium	41		2.0		mg/L		05/06/19 09:31	05/07/19 16:39	1

Method: 6020A - Metals (ICP/MS) - Total Recoverable

Analyte	Result	Qualifier	RL	MDL	Unit	D	Prepared	Analyzed	Dil Fac
Antimony	ND		0.00040		mg/L		05/03/19 15:19	05/06/19 18:34	1
Arsenic	0.0045		0.0010		mg/L		05/03/19 15:19	05/06/19 18:34	1
Barium	0.029		0.0012		mg/L		05/03/19 15:19	05/06/19 18:34	1
Beryllium	ND		0.00040		mg/L		05/03/19 15:19	05/06/19 18:34	1
Cadmium	ND		0.00040		mg/L		05/03/19 15:19	05/06/19 18:34	1
Chromium	0.00043		0.00040		mg/L		05/03/19 15:19	05/06/19 18:34	1
Cobalt	ND		0.00040		mg/L		05/03/19 15:19	05/06/19 18:34	1
Copper	ND		0.0020		mg/L		05/03/19 15:19	05/06/19 18:34	1
Lead	ND		0.00080		mg/L		05/03/19 15:19	05/06/19 18:34	1
Nickel	0.0047		0.0030		mg/L		05/03/19 15:19	05/06/19 18:34	1
Selenium	ND		0.0080		mg/L		05/03/19 15:19	05/06/19 18:34	1
Silver	ND		0.00040		mg/L		05/03/19 15:19	05/06/19 18:34	1
Thallium	ND		0.0010		mg/L		05/03/19 15:19	05/06/19 18:34	1
Vanadium	0.0079		0.0040		mg/L		05/03/19 15:19	05/06/19 18:34	1
Zinc	ND		0.0070		mg/L		05/03/19 15:19	05/06/19 18:34	1

General Chemistry

Analyte	Result	Qualifier	RL	MDL	Unit	D	Prepared	Analyzed	Dil Fac
Fluoride	ND		0.20		mg/L			04/24/19 11:20	1
Nitrate Nitrite as N	2.4		0.40		mg/L			04/24/19 11:20	1
Chloride	65		0.90		mg/L			04/24/19 11:20	1
Sulfate	70		1.2		mg/L			04/24/19 11:20	1
Ammonia	ND		5.0		mg/L		05/01/19 13:02	05/02/19 11:45	1
Total Organic Carbon	2.0		1.0		mg/L			04/27/19 08:03	1
Analyte	Result	Qualifier	RL	RL	Unit	D	Prepared	Analyzed	Dil Fac
Alkalinity	470		5.0		mg/L			04/26/19 08:52	1
Bicarbonate Alkalinity as CaCO3	470		5.0		mg/L			04/26/19 08:52	1
Carbonate Alkalinity as CaCO3	ND		5.0		mg/L			04/26/19 08:52	1
Hydroxide Alkalinity as CaCO3	ND		5.0		mg/L			04/26/19 08:52	1
Total Dissolved Solids	630		10		mg/L			04/29/19 07:58	1
Chemical Oxygen Demand	ND		10		mg/L		05/06/19 11:23	05/06/19 11:23	1

Eurofins TestAmerica, Seattle

Client Sample Results

Client: SCS Engineers
Project/Site: CSWF (Island Co.)

Job ID: 580-85662-1

Client Sample ID: 0419-08

Lab Sample ID: 580-85662-8

Date Collected: 04/22/19 13:55

Matrix: Water

Date Received: 04/23/19 12:15

Method: 8260C - Volatile Organic Compounds (GC/MS)

Analyte	Result	Qualifier	RL	MDL	Unit	D	Prepared	Analyzed	Dil Fac
1,1,1,2-Tetrachloroethane	ND		0.30		ug/L			04/30/19 17:04	1
1,1,1-Trichloroethane	ND		0.20		ug/L			04/30/19 17:04	1
1,1,2,2-Tetrachloroethane	ND		0.20		ug/L			04/30/19 17:04	1
1,1,2-Trichloroethane	ND		0.20		ug/L			04/30/19 17:04	1
1,1-Dichloroethane	ND		0.20		ug/L			04/30/19 17:04	1
1,1-Dichloroethene	ND		0.20		ug/L			04/30/19 17:04	1
1,2,3-Trichloropropane	ND		0.20		ug/L			04/30/19 17:04	1
1,2-Dibromo-3-Chloropropane	ND		2.0		ug/L			04/30/19 17:04	1
1,2-Dibromoethane	ND		0.10		ug/L			04/30/19 17:04	1
1,2-Dichlorobenzene	ND		0.30		ug/L			04/30/19 17:04	1
1,2-Dichloroethane	ND		0.20		ug/L			04/30/19 17:04	1
1,2-Dichloropropane	ND		0.20		ug/L			04/30/19 17:04	1
1,4-Dichlorobenzene	ND		0.30		ug/L			04/30/19 17:04	1
2-Butanone	ND		10		ug/L			04/30/19 17:04	1
2-Hexanone	ND		3.0		ug/L			04/30/19 17:04	1
4-Methyl-2-pentanone	ND		5.0		ug/L			04/30/19 17:04	1
Acetone	ND		6.0		ug/L			04/30/19 17:04	1
Acrylonitrile	ND		10		ug/L			04/30/19 17:04	1
Benzene	ND		0.20		ug/L			04/30/19 17:04	1
Bromochloromethane	ND		0.20		ug/L			04/30/19 17:04	1
Bromodichloromethane	ND		0.20		ug/L			04/30/19 17:04	1
Bromoform	ND		0.50		ug/L			04/30/19 17:04	1
Bromomethane	ND		0.50		ug/L			04/30/19 17:04	1
Carbon disulfide	ND		0.30		ug/L			04/30/19 17:04	1
Carbon tetrachloride	ND		0.20		ug/L			04/30/19 17:04	1
Chlorobenzene	ND		0.20		ug/L			04/30/19 17:04	1
Chloroethane	ND		0.50		ug/L			04/30/19 17:04	1
Chloroform	ND		0.20		ug/L			04/30/19 17:04	1
Chloromethane	ND		0.50		ug/L			04/30/19 17:04	1
cis-1,2-Dichloroethene	ND		0.20		ug/L			04/30/19 17:04	1
cis-1,3-Dichloropropene	ND		0.20		ug/L			04/30/19 17:04	1
Dibromochloromethane	ND		0.20		ug/L			04/30/19 17:04	1
Dibromomethane	ND		0.20		ug/L			04/30/19 17:04	1
Ethylbenzene	ND		0.20		ug/L			04/30/19 17:04	1
m,p-Xylene	ND		0.50		ug/L			04/30/19 17:04	1
Methyl iodide	ND		0.50		ug/L			04/30/19 17:04	1
Methylene Chloride	ND		5.0		ug/L			04/30/19 17:04	1
o-Xylene	ND		0.50		ug/L			04/30/19 17:04	1
Styrene	ND		0.50		ug/L			04/30/19 17:04	1
Tetrachloroethene	ND		0.50		ug/L			04/30/19 17:04	1
Toluene	ND		0.20		ug/L			04/30/19 17:04	1
trans-1,2-Dichloroethene	ND		0.20		ug/L			04/30/19 17:04	1
trans-1,3-Dichloropropene	ND		0.20		ug/L			04/30/19 17:04	1
trans-1,4-Dichloro-2-butene	ND		2.0		ug/L			04/30/19 17:04	1
Trichloroethene	ND		0.20		ug/L			04/30/19 17:04	1
Trichlorofluoromethane	ND		0.50		ug/L			04/30/19 17:04	1
Vinyl acetate	ND		1.0		ug/L			04/30/19 17:04	1
Vinyl chloride	ND		0.020		ug/L			04/30/19 17:04	1

Client Sample Results

Client: SCS Engineers
Project/Site: CSWF (Island Co.)

Job ID: 580-85662-1

Client Sample ID: 0419-08

Lab Sample ID: 580-85662-8

Date Collected: 04/22/19 13:55

Matrix: Water

Date Received: 04/23/19 12:15

Surrogate	%Recovery	Qualifier	Limits	Prepared	Analyzed	Dil Fac
1,2-Dichloroethane-d4 (Surr)	106		80 - 120		04/30/19 17:04	1
4-Bromofluorobenzene (Surr)	101		80 - 120		04/30/19 17:04	1
Dibromofluoromethane (Surr)	100		80 - 120		04/30/19 17:04	1
Toluene-d8 (Surr)	102		75 - 125		04/30/19 17:04	1
Trifluorotoluene (Surr)	100		80 - 120		04/30/19 17:04	1

Method: 6010C - Metals (ICP) - Dissolved

Analyte	Result	Qualifier	RL	MDL	Unit	D	Prepared	Analyzed	Dil Fac
Calcium	72		1.1		mg/L		05/06/19 09:31	05/07/19 16:43	1
Iron	ND		0.30		mg/L		05/06/19 09:31	05/07/19 16:43	1
Magnesium	47		1.1		mg/L		05/06/19 09:31	05/07/19 16:43	1
Manganese	0.30		0.020		mg/L		05/06/19 09:31	05/07/19 16:43	1
Potassium	6.6		3.3		mg/L		05/06/19 09:31	05/07/19 16:43	1
Sodium	27		2.0		mg/L		05/06/19 09:31	05/07/19 16:43	1

Method: 6020A - Metals (ICP/MS) - Total Recoverable

Analyte	Result	Qualifier	RL	MDL	Unit	D	Prepared	Analyzed	Dil Fac
Antimony	ND		0.00040		mg/L		05/03/19 15:19	05/06/19 18:39	1
Arsenic	0.0078		0.0010		mg/L		05/03/19 15:19	05/06/19 18:39	1
Barium	0.030		0.0012		mg/L		05/03/19 15:19	05/06/19 18:39	1
Beryllium	ND		0.00040		mg/L		05/03/19 15:19	05/06/19 18:39	1
Cadmium	ND		0.00040		mg/L		05/03/19 15:19	05/06/19 18:39	1
Chromium	0.0011		0.00040		mg/L		05/03/19 15:19	05/06/19 18:39	1
Cobalt	ND		0.00040		mg/L		05/03/19 15:19	05/06/19 18:39	1
Copper	ND		0.0020		mg/L		05/03/19 15:19	05/06/19 18:39	1
Lead	ND		0.00080		mg/L		05/03/19 15:19	05/06/19 18:39	1
Nickel	ND		0.0030		mg/L		05/03/19 15:19	05/06/19 18:39	1
Selenium	ND		0.0080		mg/L		05/03/19 15:19	05/06/19 18:39	1
Silver	ND		0.00040		mg/L		05/03/19 15:19	05/06/19 18:39	1
Thallium	ND		0.0010		mg/L		05/03/19 15:19	05/06/19 18:39	1
Vanadium	0.0055		0.0040		mg/L		05/03/19 15:19	05/06/19 18:39	1
Zinc	ND		0.0070		mg/L		05/03/19 15:19	05/06/19 18:39	1

General Chemistry

Analyte	Result	Qualifier	RL	MDL	Unit	D	Prepared	Analyzed	Dil Fac
Fluoride	ND		0.20		mg/L			04/24/19 12:30	1
Nitrate Nitrite as N	ND		0.40		mg/L			04/24/19 12:30	1
Chloride	35		0.90		mg/L			04/24/19 12:30	1
Sulfate	16		1.2		mg/L			04/24/19 12:30	1
Ammonia	ND		0.50		mg/L		05/01/19 13:02	05/02/19 11:45	1
Total Organic Carbon	1.2		1.0		mg/L			04/27/19 08:03	1
Analyte	Result	Qualifier	RL	RL	Unit	D	Prepared	Analyzed	Dil Fac
Alkalinity	330		5.0		mg/L			04/26/19 08:52	1
Bicarbonate Alkalinity as CaCO3	330		5.0		mg/L			04/26/19 08:52	1
Carbonate Alkalinity as CaCO3	ND		5.0		mg/L			04/26/19 08:52	1
Hydroxide Alkalinity as CaCO3	ND		5.0		mg/L			04/26/19 08:52	1
Total Dissolved Solids	340		10		mg/L			04/29/19 07:58	1
Chemical Oxygen Demand	ND		10		mg/L		05/06/19 11:23	05/06/19 11:23	1

Eurofins TestAmerica, Seattle

Client Sample Results

Client: SCS Engineers
Project/Site: CSWF (Island Co.)

Job ID: 580-85662-1

Client Sample ID: 0419-09

Lab Sample ID: 580-85662-9

Date Collected: 04/22/19 13:00

Matrix: Water

Date Received: 04/23/19 12:15

Method: 8260C - Volatile Organic Compounds (GC/MS)

Analyte	Result	Qualifier	RL	MDL	Unit	D	Prepared	Analyzed	Dil Fac
1,1,1,2-Tetrachloroethane	ND		0.30		ug/L			04/30/19 17:31	1
1,1,1-Trichloroethane	0.54		0.20		ug/L			04/30/19 17:31	1
1,1,2,2-Tetrachloroethane	ND		0.20		ug/L			04/30/19 17:31	1
1,1,2-Trichloroethane	ND		0.20		ug/L			04/30/19 17:31	1
1,1-Dichloroethane	0.51		0.20		ug/L			04/30/19 17:31	1
1,1-Dichloroethene	ND		0.20		ug/L			04/30/19 17:31	1
1,2,3-Trichloropropane	ND		0.20		ug/L			04/30/19 17:31	1
1,2-Dibromo-3-Chloropropane	ND		2.0		ug/L			04/30/19 17:31	1
1,2-Dibromoethane	ND		0.10		ug/L			04/30/19 17:31	1
1,2-Dichlorobenzene	ND		0.30		ug/L			04/30/19 17:31	1
1,2-Dichloroethane	ND		0.20		ug/L			04/30/19 17:31	1
1,2-Dichloropropane	ND		0.20		ug/L			04/30/19 17:31	1
1,4-Dichlorobenzene	ND		0.30		ug/L			04/30/19 17:31	1
2-Butanone	ND		10		ug/L			04/30/19 17:31	1
2-Hexanone	ND		3.0		ug/L			04/30/19 17:31	1
4-Methyl-2-pentanone	ND		5.0		ug/L			04/30/19 17:31	1
Acetone	ND		6.0		ug/L			04/30/19 17:31	1
Acrylonitrile	ND		10		ug/L			04/30/19 17:31	1
Benzene	ND		0.20		ug/L			04/30/19 17:31	1
Bromochloromethane	ND		0.20		ug/L			04/30/19 17:31	1
Bromodichloromethane	ND		0.20		ug/L			04/30/19 17:31	1
Bromoform	ND		0.50		ug/L			04/30/19 17:31	1
Bromomethane	ND		0.50		ug/L			04/30/19 17:31	1
Carbon disulfide	ND		0.30		ug/L			04/30/19 17:31	1
Carbon tetrachloride	ND		0.20		ug/L			04/30/19 17:31	1
Chlorobenzene	ND		0.20		ug/L			04/30/19 17:31	1
Chloroethane	ND		0.50		ug/L			04/30/19 17:31	1
Chloroform	ND		0.20		ug/L			04/30/19 17:31	1
Chloromethane	ND		0.50		ug/L			04/30/19 17:31	1
cis-1,2-Dichloroethene	ND		0.20		ug/L			04/30/19 17:31	1
cis-1,3-Dichloropropene	ND		0.20		ug/L			04/30/19 17:31	1
Dibromochloromethane	ND		0.20		ug/L			04/30/19 17:31	1
Dibromomethane	ND		0.20		ug/L			04/30/19 17:31	1
Ethylbenzene	ND		0.20		ug/L			04/30/19 17:31	1
m,p-Xylene	ND		0.50		ug/L			04/30/19 17:31	1
Methyl iodide	ND		0.50		ug/L			04/30/19 17:31	1
Methylene Chloride	ND		5.0		ug/L			04/30/19 17:31	1
o-Xylene	ND		0.50		ug/L			04/30/19 17:31	1
Styrene	ND		0.50		ug/L			04/30/19 17:31	1
Tetrachloroethene	ND		0.50		ug/L			04/30/19 17:31	1
Toluene	ND		0.20		ug/L			04/30/19 17:31	1
trans-1,2-Dichloroethene	ND		0.20		ug/L			04/30/19 17:31	1
trans-1,3-Dichloropropene	ND		0.20		ug/L			04/30/19 17:31	1
trans-1,4-Dichloro-2-butene	ND		2.0		ug/L			04/30/19 17:31	1
Trichloroethene	ND		0.20		ug/L			04/30/19 17:31	1
Trichlorofluoromethane	3.6		0.50		ug/L			04/30/19 17:31	1
Vinyl acetate	ND		1.0		ug/L			04/30/19 17:31	1
Vinyl chloride	0.17		0.020		ug/L			04/30/19 17:31	1

Client Sample Results

Client: SCS Engineers
Project/Site: CSWF (Island Co.)

Job ID: 580-85662-1

Client Sample ID: 0419-09

Lab Sample ID: 580-85662-9

Date Collected: 04/22/19 13:00

Matrix: Water

Date Received: 04/23/19 12:15

Surrogate	%Recovery	Qualifier	Limits	Prepared	Analyzed	Dil Fac
1,2-Dichloroethane-d4 (Surr)	105		80 - 120		04/30/19 17:31	1
4-Bromofluorobenzene (Surr)	102		80 - 120		04/30/19 17:31	1
Dibromofluoromethane (Surr)	100		80 - 120		04/30/19 17:31	1
Toluene-d8 (Surr)	101		75 - 125		04/30/19 17:31	1
Trifluorotoluene (Surr)	97		80 - 120		04/30/19 17:31	1

Method: 6010C - Metals (ICP) - Dissolved

Analyte	Result	Qualifier	RL	MDL	Unit	D	Prepared	Analyzed	Dil Fac
Calcium	180		1.1		mg/L		05/06/19 09:31	05/07/19 16:46	1
Iron	ND		0.30		mg/L		05/06/19 09:31	05/07/19 16:46	1
Magnesium	100		1.1		mg/L		05/06/19 09:31	05/07/19 16:46	1
Manganese	0.031		0.020		mg/L		05/06/19 09:31	05/07/19 16:46	1
Potassium	10		3.3		mg/L		05/06/19 09:31	05/07/19 16:46	1
Sodium	34		2.0		mg/L		05/06/19 09:31	05/07/19 16:46	1

Method: 6020A - Metals (ICP/MS) - Total Recoverable

Analyte	Result	Qualifier	RL	MDL	Unit	D	Prepared	Analyzed	Dil Fac
Antimony	ND		0.00040		mg/L		05/03/19 15:19	05/06/19 18:43	1
Arsenic	0.0025		0.0010		mg/L		05/03/19 15:19	05/06/19 18:43	1
Barium	0.055		0.0012		mg/L		05/03/19 15:19	05/06/19 18:43	1
Beryllium	ND		0.00040		mg/L		05/03/19 15:19	05/06/19 18:43	1
Cadmium	ND		0.00040		mg/L		05/03/19 15:19	05/06/19 18:43	1
Chromium	0.0011		0.00040		mg/L		05/03/19 15:19	05/06/19 18:43	1
Cobalt	ND		0.00040		mg/L		05/03/19 15:19	05/06/19 18:43	1
Copper	ND		0.0020		mg/L		05/03/19 15:19	05/06/19 18:43	1
Lead	ND		0.00080		mg/L		05/03/19 15:19	05/06/19 18:43	1
Nickel	0.0068		0.0030		mg/L		05/03/19 15:19	05/06/19 18:43	1
Selenium	ND		0.0080		mg/L		05/03/19 15:19	05/06/19 18:43	1
Silver	ND		0.00040		mg/L		05/03/19 15:19	05/06/19 18:43	1
Thallium	ND		0.0010		mg/L		05/03/19 15:19	05/06/19 18:43	1
Vanadium	0.0089		0.0040		mg/L		05/03/19 15:19	05/06/19 18:43	1
Zinc	ND		0.0070		mg/L		05/03/19 15:19	05/06/19 18:43	1

General Chemistry

Analyte	Result	Qualifier	RL	MDL	Unit	D	Prepared	Analyzed	Dil Fac
Fluoride	ND		0.20		mg/L			04/24/19 11:43	1
Nitrate Nitrite as N	6.2		0.80		mg/L			04/24/19 11:55	2
Chloride	22		0.90		mg/L			04/24/19 11:43	1
Sulfate	95		1.2		mg/L			04/24/19 11:43	1
Ammonia	ND		0.50		mg/L		05/01/19 13:02	05/02/19 11:45	1
Total Organic Carbon	2.2		1.0		mg/L			04/27/19 08:03	1
Analyte	Result	Qualifier	RL	RL	Unit	D	Prepared	Analyzed	Dil Fac
Alkalinity	720		5.0		mg/L			04/26/19 08:52	1
Bicarbonate Alkalinity as CaCO3	720		5.0		mg/L			04/26/19 08:52	1
Carbonate Alkalinity as CaCO3	ND		5.0		mg/L			04/26/19 08:52	1
Hydroxide Alkalinity as CaCO3	ND		5.0		mg/L			04/26/19 08:52	1
Total Dissolved Solids	900		10		mg/L			04/29/19 07:58	1
Chemical Oxygen Demand	ND		10		mg/L		05/06/19 11:23	05/06/19 11:23	1

Client Sample Results

Client: SCS Engineers
Project/Site: CSWF (Island Co.)

Job ID: 580-85662-1

Client Sample ID: 0419-10

Lab Sample ID: 580-85662-10

Date Collected: 04/22/19 15:05

Matrix: Water

Date Received: 04/23/19 12:15

Method: 8260C - Volatile Organic Compounds (GC/MS)

Analyte	Result	Qualifier	RL	MDL	Unit	D	Prepared	Analyzed	Dil Fac
1,1,1,2-Tetrachloroethane	ND		0.30		ug/L			04/30/19 17:57	1
1,1,1-Trichloroethane	ND		0.20		ug/L			04/30/19 17:57	1
1,1,2,2-Tetrachloroethane	ND		0.20		ug/L			04/30/19 17:57	1
1,1,2-Trichloroethane	ND		0.20		ug/L			04/30/19 17:57	1
1,1-Dichloroethane	ND		0.20		ug/L			04/30/19 17:57	1
1,1-Dichloroethene	ND		0.20		ug/L			04/30/19 17:57	1
1,2,3-Trichloropropane	ND		0.20		ug/L			04/30/19 17:57	1
1,2-Dibromo-3-Chloropropane	ND		2.0		ug/L			04/30/19 17:57	1
1,2-Dibromoethane	ND		0.10		ug/L			04/30/19 17:57	1
1,2-Dichlorobenzene	ND		0.30		ug/L			04/30/19 17:57	1
1,2-Dichloroethane	ND		0.20		ug/L			04/30/19 17:57	1
1,2-Dichloropropane	ND		0.20		ug/L			04/30/19 17:57	1
1,4-Dichlorobenzene	ND		0.30		ug/L			04/30/19 17:57	1
2-Butanone	ND		10		ug/L			04/30/19 17:57	1
2-Hexanone	ND		3.0		ug/L			04/30/19 17:57	1
4-Methyl-2-pentanone	ND		5.0		ug/L			04/30/19 17:57	1
Acetone	ND		6.0		ug/L			04/30/19 17:57	1
Acrylonitrile	ND		10		ug/L			04/30/19 17:57	1
Benzene	ND		0.20		ug/L			04/30/19 17:57	1
Bromochloromethane	ND		0.20		ug/L			04/30/19 17:57	1
Bromodichloromethane	ND		0.20		ug/L			04/30/19 17:57	1
Bromoform	ND		0.50		ug/L			04/30/19 17:57	1
Bromomethane	ND		0.50		ug/L			04/30/19 17:57	1
Carbon disulfide	ND		0.30		ug/L			04/30/19 17:57	1
Carbon tetrachloride	ND		0.20		ug/L			04/30/19 17:57	1
Chlorobenzene	ND		0.20		ug/L			04/30/19 17:57	1
Chloroethane	ND		0.50		ug/L			04/30/19 17:57	1
Chloroform	ND		0.20		ug/L			04/30/19 17:57	1
Chloromethane	ND		0.50		ug/L			04/30/19 17:57	1
cis-1,2-Dichloroethene	ND		0.20		ug/L			04/30/19 17:57	1
cis-1,3-Dichloropropene	ND		0.20		ug/L			04/30/19 17:57	1
Dibromochloromethane	ND		0.20		ug/L			04/30/19 17:57	1
Dibromomethane	ND		0.20		ug/L			04/30/19 17:57	1
Ethylbenzene	ND		0.20		ug/L			04/30/19 17:57	1
m,p-Xylene	ND		0.50		ug/L			04/30/19 17:57	1
Methyl iodide	ND		0.50		ug/L			04/30/19 17:57	1
Methylene Chloride	ND		5.0		ug/L			04/30/19 17:57	1
o-Xylene	ND		0.50		ug/L			04/30/19 17:57	1
Styrene	ND		0.50		ug/L			04/30/19 17:57	1
Tetrachloroethene	ND		0.50		ug/L			04/30/19 17:57	1
Toluene	ND		0.20		ug/L			04/30/19 17:57	1
trans-1,2-Dichloroethene	ND		0.20		ug/L			04/30/19 17:57	1
trans-1,3-Dichloropropene	ND		0.20		ug/L			04/30/19 17:57	1
trans-1,4-Dichloro-2-butene	ND		2.0		ug/L			04/30/19 17:57	1
Trichloroethene	ND		0.20		ug/L			04/30/19 17:57	1
Trichlorofluoromethane	ND		0.50		ug/L			04/30/19 17:57	1
Vinyl acetate	ND		1.0		ug/L			04/30/19 17:57	1
Vinyl chloride	ND		0.020		ug/L			04/30/19 17:57	1

Client Sample Results

Client: SCS Engineers
Project/Site: CSWF (Island Co.)

Job ID: 580-85662-1

Client Sample ID: 0419-10

Lab Sample ID: 580-85662-10

Date Collected: 04/22/19 15:05

Matrix: Water

Date Received: 04/23/19 12:15

Surrogate	%Recovery	Qualifier	Limits	Prepared	Analyzed	Dil Fac
1,2-Dichloroethane-d4 (Surr)	105		80 - 120		04/30/19 17:57	1
4-Bromofluorobenzene (Surr)	102		80 - 120		04/30/19 17:57	1
Dibromofluoromethane (Surr)	100		80 - 120		04/30/19 17:57	1
Toluene-d8 (Surr)	102		75 - 125		04/30/19 17:57	1
Trifluorotoluene (Surr)	95		80 - 120		04/30/19 17:57	1

Method: 6010C - Metals (ICP) - Dissolved

Analyte	Result	Qualifier	RL	MDL	Unit	D	Prepared	Analyzed	Dil Fac
Calcium	51		1.1		mg/L		05/06/19 09:31	05/07/19 16:49	1
Iron	1.4		0.30		mg/L		05/06/19 09:31	05/07/19 16:49	1
Magnesium	29		1.1		mg/L		05/06/19 09:31	05/07/19 16:49	1
Manganese	0.33		0.020		mg/L		05/06/19 09:31	05/07/19 16:49	1
Potassium	5.9		3.3		mg/L		05/06/19 09:31	05/07/19 16:49	1
Sodium	25		2.0		mg/L		05/06/19 09:31	05/07/19 16:49	1

Method: 6020A - Metals (ICP/MS) - Total Recoverable

Analyte	Result	Qualifier	RL	MDL	Unit	D	Prepared	Analyzed	Dil Fac
Antimony	ND		0.00040		mg/L		05/03/19 15:19	05/06/19 18:48	1
Arsenic	0.0055		0.0010		mg/L		05/03/19 15:19	05/06/19 18:48	1
Barium	0.075		0.0012		mg/L		05/03/19 15:19	05/06/19 18:48	1
Beryllium	ND		0.00040		mg/L		05/03/19 15:19	05/06/19 18:48	1
Cadmium	ND		0.00040		mg/L		05/03/19 15:19	05/06/19 18:48	1
Chromium	ND		0.00040		mg/L		05/03/19 15:19	05/06/19 18:48	1
Cobalt	ND		0.00040		mg/L		05/03/19 15:19	05/06/19 18:48	1
Copper	ND		0.0020		mg/L		05/03/19 15:19	05/06/19 18:48	1
Lead	ND		0.00080		mg/L		05/03/19 15:19	05/06/19 18:48	1
Nickel	ND		0.0030		mg/L		05/03/19 15:19	05/06/19 18:48	1
Selenium	ND		0.0080		mg/L		05/03/19 15:19	05/06/19 18:48	1
Silver	ND		0.00040		mg/L		05/03/19 15:19	05/06/19 18:48	1
Thallium	ND		0.0010		mg/L		05/03/19 15:19	05/06/19 18:48	1
Vanadium	0.0053		0.0040		mg/L		05/03/19 15:19	05/06/19 18:48	1
Zinc	ND		0.0070		mg/L		05/03/19 15:19	05/06/19 18:48	1

General Chemistry

Analyte	Result	Qualifier	RL	MDL	Unit	D	Prepared	Analyzed	Dil Fac
Fluoride	ND		0.20		mg/L			04/24/19 13:17	1
Nitrate Nitrite as N	ND		0.40		mg/L			04/24/19 13:17	1
Chloride	14		0.90		mg/L			04/24/19 13:17	1
Sulfate	26		1.2		mg/L			04/24/19 13:17	1
Ammonia	ND		0.50		mg/L		05/01/19 13:02	05/02/19 11:45	1
Total Organic Carbon	ND		1.0		mg/L			04/27/19 08:03	1
Analyte	Result	Qualifier	RL	RL	Unit	D	Prepared	Analyzed	Dil Fac
Alkalinity	240		5.0		mg/L			04/26/19 08:52	1
Bicarbonate Alkalinity as CaCO3	240		5.0		mg/L			04/26/19 08:52	1
Carbonate Alkalinity as CaCO3	ND		5.0		mg/L			04/26/19 08:52	1
Hydroxide Alkalinity as CaCO3	ND		5.0		mg/L			04/26/19 08:52	1
Total Dissolved Solids	270		10		mg/L			04/29/19 07:58	1
Chemical Oxygen Demand	ND		10		mg/L		05/06/19 11:23	05/06/19 11:23	1

Eurofins TestAmerica, Seattle

Client Sample Results

Client: SCS Engineers
Project/Site: CSWF (Island Co.)

Job ID: 580-85662-1

Client Sample ID: 0419-11

Lab Sample ID: 580-85662-11

Date Collected: 04/22/19 13:58

Matrix: Water

Date Received: 04/23/19 12:15

Method: 8260C - Volatile Organic Compounds (GC/MS)

Analyte	Result	Qualifier	RL	MDL	Unit	D	Prepared	Analyzed	Dil Fac
1,1,1,2-Tetrachloroethane	ND		0.30		ug/L			04/30/19 18:24	1
1,1,1-Trichloroethane	ND		0.20		ug/L			04/30/19 18:24	1
1,1,2,2-Tetrachloroethane	ND		0.20		ug/L			04/30/19 18:24	1
1,1,2-Trichloroethane	ND		0.20		ug/L			04/30/19 18:24	1
1,1-Dichloroethane	ND		0.20		ug/L			04/30/19 18:24	1
1,1-Dichloroethene	ND		0.20		ug/L			04/30/19 18:24	1
1,2,3-Trichloropropane	ND		0.20		ug/L			04/30/19 18:24	1
1,2-Dibromo-3-Chloropropane	ND		2.0		ug/L			04/30/19 18:24	1
1,2-Dibromoethane	ND		0.10		ug/L			04/30/19 18:24	1
1,2-Dichlorobenzene	ND		0.30		ug/L			04/30/19 18:24	1
1,2-Dichloroethane	ND		0.20		ug/L			04/30/19 18:24	1
1,2-Dichloropropane	ND		0.20		ug/L			04/30/19 18:24	1
1,4-Dichlorobenzene	ND		0.30		ug/L			04/30/19 18:24	1
2-Butanone	ND		10		ug/L			04/30/19 18:24	1
2-Hexanone	ND		3.0		ug/L			04/30/19 18:24	1
4-Methyl-2-pentanone	ND		5.0		ug/L			04/30/19 18:24	1
Acetone	ND		6.0		ug/L			04/30/19 18:24	1
Acrylonitrile	ND		10		ug/L			04/30/19 18:24	1
Benzene	ND		0.20		ug/L			04/30/19 18:24	1
Bromochloromethane	ND		0.20		ug/L			04/30/19 18:24	1
Bromodichloromethane	ND		0.20		ug/L			04/30/19 18:24	1
Bromoform	ND		0.50		ug/L			04/30/19 18:24	1
Bromomethane	ND		0.50		ug/L			04/30/19 18:24	1
Carbon disulfide	ND		0.30		ug/L			04/30/19 18:24	1
Carbon tetrachloride	ND		0.20		ug/L			04/30/19 18:24	1
Chlorobenzene	ND		0.20		ug/L			04/30/19 18:24	1
Chloroethane	ND		0.50		ug/L			04/30/19 18:24	1
Chloroform	ND		0.20		ug/L			04/30/19 18:24	1
Chloromethane	ND		0.50		ug/L			04/30/19 18:24	1
cis-1,2-Dichloroethene	ND		0.20		ug/L			04/30/19 18:24	1
cis-1,3-Dichloropropene	ND		0.20		ug/L			04/30/19 18:24	1
Dibromochloromethane	ND		0.20		ug/L			04/30/19 18:24	1
Dibromomethane	ND		0.20		ug/L			04/30/19 18:24	1
Ethylbenzene	ND		0.20		ug/L			04/30/19 18:24	1
m,p-Xylene	ND		0.50		ug/L			04/30/19 18:24	1
Methyl iodide	ND		0.50		ug/L			04/30/19 18:24	1
Methylene Chloride	ND		5.0		ug/L			04/30/19 18:24	1
o-Xylene	ND		0.50		ug/L			04/30/19 18:24	1
Styrene	ND		0.50		ug/L			04/30/19 18:24	1
Tetrachloroethene	ND		0.50		ug/L			04/30/19 18:24	1
Toluene	ND		0.20		ug/L			04/30/19 18:24	1
trans-1,2-Dichloroethene	ND		0.20		ug/L			04/30/19 18:24	1
trans-1,3-Dichloropropene	ND		0.20		ug/L			04/30/19 18:24	1
trans-1,4-Dichloro-2-butene	ND		2.0		ug/L			04/30/19 18:24	1
Trichloroethene	ND		0.20		ug/L			04/30/19 18:24	1
Trichlorofluoromethane	ND		0.50		ug/L			04/30/19 18:24	1
Vinyl acetate	ND		1.0		ug/L			04/30/19 18:24	1
Vinyl chloride	ND		0.020		ug/L			04/30/19 18:24	1

Client Sample Results

Client: SCS Engineers
Project/Site: CSWF (Island Co.)

Job ID: 580-85662-1

Client Sample ID: 0419-11

Lab Sample ID: 580-85662-11

Date Collected: 04/22/19 13:58

Matrix: Water

Date Received: 04/23/19 12:15

Surrogate	%Recovery	Qualifier	Limits	Prepared	Analyzed	Dil Fac
1,2-Dichloroethane-d4 (Surr)	106		80 - 120		04/30/19 18:24	1
4-Bromofluorobenzene (Surr)	102		80 - 120		04/30/19 18:24	1
Dibromofluoromethane (Surr)	99		80 - 120		04/30/19 18:24	1
Toluene-d8 (Surr)	101		75 - 125		04/30/19 18:24	1
Trifluorotoluene (Surr)	94		80 - 120		04/30/19 18:24	1

Method: 6010C - Metals (ICP) - Dissolved

Analyte	Result	Qualifier	RL	MDL	Unit	D	Prepared	Analyzed	Dil Fac
Calcium	120		1.1		mg/L		05/06/19 09:31	05/07/19 17:02	1
Iron	ND		0.30		mg/L		05/06/19 09:31	05/07/19 17:02	1
Magnesium	100		1.1		mg/L		05/06/19 09:31	05/07/19 17:02	1
Manganese	0.29		0.020		mg/L		05/06/19 09:31	05/07/19 17:02	1
Potassium	9.7		3.3		mg/L		05/06/19 09:31	05/07/19 17:02	1
Sodium	47		2.0		mg/L		05/06/19 09:31	05/07/19 17:02	1

Method: 6020A - Metals (ICP/MS) - Total Recoverable

Analyte	Result	Qualifier	RL	MDL	Unit	D	Prepared	Analyzed	Dil Fac
Antimony	ND		0.00040		mg/L		05/03/19 15:19	05/06/19 19:09	1
Arsenic	0.0067		0.0010		mg/L		05/03/19 15:19	05/06/19 19:09	1
Barium	0.10		0.0012		mg/L		05/03/19 15:19	05/06/19 19:09	1
Beryllium	ND		0.00040		mg/L		05/03/19 15:19	05/06/19 19:09	1
Cadmium	ND		0.00040		mg/L		05/03/19 15:19	05/06/19 19:09	1
Chromium	ND		0.00040		mg/L		05/03/19 15:19	05/06/19 19:09	1
Cobalt	ND		0.00040		mg/L		05/03/19 15:19	05/06/19 19:09	1
Copper	ND		0.0020		mg/L		05/03/19 15:19	05/06/19 19:09	1
Lead	ND		0.00080		mg/L		05/03/19 15:19	05/06/19 19:09	1
Nickel	0.010		0.0030		mg/L		05/03/19 15:19	05/06/19 19:09	1
Selenium	ND		0.0080		mg/L		05/03/19 15:19	05/06/19 19:09	1
Silver	ND		0.00040		mg/L		05/03/19 15:19	05/06/19 19:09	1
Thallium	ND		0.0010		mg/L		05/03/19 15:19	05/06/19 19:09	1
Vanadium	0.0051		0.0040		mg/L		05/03/19 15:19	05/06/19 19:09	1
Zinc	ND		0.0070		mg/L		05/03/19 15:19	05/06/19 19:09	1

General Chemistry

Analyte	Result	Qualifier	RL	MDL	Unit	D	Prepared	Analyzed	Dil Fac
Fluoride	ND		0.20		mg/L			04/24/19 12:42	1
Nitrate Nitrite as N	ND		0.40		mg/L			04/24/19 12:42	1
Chloride	110		9.0		mg/L			04/24/19 17:00	10
Sulfate	140		12		mg/L			04/24/19 17:00	10
Ammonia	ND		0.50		mg/L		05/01/19 13:02	05/02/19 11:45	1
Total Organic Carbon	3.4		1.0		mg/L			04/27/19 08:03	1
Analyte	Result	Qualifier	RL	RL	Unit	D	Prepared	Analyzed	Dil Fac
Alkalinity	490		5.0		mg/L			04/26/19 08:52	1
Bicarbonate Alkalinity as CaCO3	490		5.0		mg/L			04/26/19 08:52	1
Carbonate Alkalinity as CaCO3	ND		5.0		mg/L			04/26/19 08:52	1
Hydroxide Alkalinity as CaCO3	ND		5.0		mg/L			04/26/19 08:52	1
Total Dissolved Solids	770		10		mg/L			04/29/19 07:58	1
Chemical Oxygen Demand	ND		10		mg/L		05/06/19 11:23	05/06/19 11:23	1

Eurofins TestAmerica, Seattle

Client Sample Results

Client: SCS Engineers
Project/Site: CSWF (Island Co.)

Job ID: 580-85662-1

Client Sample ID: 0419-12

Lab Sample ID: 580-85662-12

Date Collected: 04/22/19 16:30

Matrix: Water

Date Received: 04/23/19 12:15

Method: 8260C - Volatile Organic Compounds (GC/MS)

Analyte	Result	Qualifier	RL	MDL	Unit	D	Prepared	Analyzed	Dil Fac
1,1,1,2-Tetrachloroethane	ND		0.30		ug/L			04/30/19 18:50	1
1,1,1-Trichloroethane	ND		0.20		ug/L			04/30/19 18:50	1
1,1,2,2-Tetrachloroethane	ND		0.20		ug/L			04/30/19 18:50	1
1,1,2-Trichloroethane	ND		0.20		ug/L			04/30/19 18:50	1
1,1-Dichloroethane	ND		0.20		ug/L			04/30/19 18:50	1
1,1-Dichloroethene	ND		0.20		ug/L			04/30/19 18:50	1
1,2,3-Trichloropropane	ND		0.20		ug/L			04/30/19 18:50	1
1,2-Dibromo-3-Chloropropane	ND		2.0		ug/L			04/30/19 18:50	1
1,2-Dibromoethane	ND		0.10		ug/L			04/30/19 18:50	1
1,2-Dichlorobenzene	ND		0.30		ug/L			04/30/19 18:50	1
1,2-Dichloroethane	ND		0.20		ug/L			04/30/19 18:50	1
1,2-Dichloropropane	ND		0.20		ug/L			04/30/19 18:50	1
1,4-Dichlorobenzene	ND		0.30		ug/L			04/30/19 18:50	1
2-Butanone	ND		10		ug/L			04/30/19 18:50	1
2-Hexanone	ND		3.0		ug/L			04/30/19 18:50	1
4-Methyl-2-pentanone	ND		5.0		ug/L			04/30/19 18:50	1
Acetone	ND		6.0		ug/L			04/30/19 18:50	1
Acrylonitrile	ND		10		ug/L			04/30/19 18:50	1
Benzene	ND		0.20		ug/L			04/30/19 18:50	1
Bromochloromethane	ND		0.20		ug/L			04/30/19 18:50	1
Bromodichloromethane	ND		0.20		ug/L			04/30/19 18:50	1
Bromoform	ND		0.50		ug/L			04/30/19 18:50	1
Bromomethane	ND		0.50		ug/L			04/30/19 18:50	1
Carbon disulfide	ND		0.30		ug/L			04/30/19 18:50	1
Carbon tetrachloride	ND		0.20		ug/L			04/30/19 18:50	1
Chlorobenzene	ND		0.20		ug/L			04/30/19 18:50	1
Chloroethane	ND		0.50		ug/L			04/30/19 18:50	1
Chloroform	ND		0.20		ug/L			04/30/19 18:50	1
Chloromethane	ND		0.50		ug/L			04/30/19 18:50	1
cis-1,2-Dichloroethene	ND		0.20		ug/L			04/30/19 18:50	1
cis-1,3-Dichloropropene	ND		0.20		ug/L			04/30/19 18:50	1
Dibromochloromethane	ND		0.20		ug/L			04/30/19 18:50	1
Dibromomethane	ND		0.20		ug/L			04/30/19 18:50	1
Ethylbenzene	ND		0.20		ug/L			04/30/19 18:50	1
m,p-Xylene	ND		0.50		ug/L			04/30/19 18:50	1
Methyl iodide	ND		0.50		ug/L			04/30/19 18:50	1
Methylene Chloride	ND		5.0		ug/L			04/30/19 18:50	1
o-Xylene	ND		0.50		ug/L			04/30/19 18:50	1
Styrene	ND		0.50		ug/L			04/30/19 18:50	1
Tetrachloroethene	ND		0.50		ug/L			04/30/19 18:50	1
Toluene	ND		0.20		ug/L			04/30/19 18:50	1
trans-1,2-Dichloroethene	ND		0.20		ug/L			04/30/19 18:50	1
trans-1,3-Dichloropropene	ND		0.20		ug/L			04/30/19 18:50	1
trans-1,4-Dichloro-2-butene	ND		2.0		ug/L			04/30/19 18:50	1
Trichloroethene	ND		0.20		ug/L			04/30/19 18:50	1
Trichlorofluoromethane	ND		0.50		ug/L			04/30/19 18:50	1
Vinyl acetate	ND		1.0		ug/L			04/30/19 18:50	1
Vinyl chloride	ND		0.020		ug/L			04/30/19 18:50	1

Client Sample Results

Client: SCS Engineers
Project/Site: CSWF (Island Co.)

Job ID: 580-85662-1

Client Sample ID: 0419-12

Lab Sample ID: 580-85662-12

Date Collected: 04/22/19 16:30

Matrix: Water

Date Received: 04/23/19 12:15

Surrogate	%Recovery	Qualifier	Limits	Prepared	Analyzed	Dil Fac
1,2-Dichloroethane-d4 (Surr)	107		80 - 120		04/30/19 18:50	1
4-Bromofluorobenzene (Surr)	101		80 - 120		04/30/19 18:50	1
Dibromofluoromethane (Surr)	99		80 - 120		04/30/19 18:50	1
Toluene-d8 (Surr)	102		75 - 125		04/30/19 18:50	1
Trifluorotoluene (Surr)	96		80 - 120		04/30/19 18:50	1

Method: 6010C - Metals (ICP) - Dissolved

Analyte	Result	Qualifier	RL	MDL	Unit	D	Prepared	Analyzed	Dil Fac
Calcium	64		1.1		mg/L		05/06/19 09:31	05/07/19 17:05	1
Iron	0.72		0.30		mg/L		05/06/19 09:31	05/07/19 17:05	1
Magnesium	46		1.1		mg/L		05/06/19 09:31	05/07/19 17:05	1
Manganese	0.17		0.020		mg/L		05/06/19 09:31	05/07/19 17:05	1
Potassium	6.4		3.3		mg/L		05/06/19 09:31	05/07/19 17:05	1
Sodium	25		2.0		mg/L		05/06/19 09:31	05/07/19 17:05	1

Method: 6020A - Metals (ICP/MS) - Total Recoverable

Analyte	Result	Qualifier	RL	MDL	Unit	D	Prepared	Analyzed	Dil Fac
Antimony	ND		0.00040		mg/L		05/03/19 15:19	05/06/19 19:14	1
Arsenic	0.0078		0.0010		mg/L		05/03/19 15:19	05/06/19 19:14	1
Barium	0.026		0.0012		mg/L		05/03/19 15:19	05/06/19 19:14	1
Beryllium	ND		0.00040		mg/L		05/03/19 15:19	05/06/19 19:14	1
Cadmium	ND		0.00040		mg/L		05/03/19 15:19	05/06/19 19:14	1
Chromium	ND		0.00040		mg/L		05/03/19 15:19	05/06/19 19:14	1
Cobalt	ND		0.00040		mg/L		05/03/19 15:19	05/06/19 19:14	1
Copper	ND		0.0020		mg/L		05/03/19 15:19	05/06/19 19:14	1
Lead	ND		0.00080		mg/L		05/03/19 15:19	05/06/19 19:14	1
Nickel	ND		0.0030		mg/L		05/03/19 15:19	05/06/19 19:14	1
Selenium	ND		0.0080		mg/L		05/03/19 15:19	05/06/19 19:14	1
Silver	ND		0.00040		mg/L		05/03/19 15:19	05/06/19 19:14	1
Thallium	ND		0.0010		mg/L		05/03/19 15:19	05/06/19 19:14	1
Vanadium	0.0053		0.0040		mg/L		05/03/19 15:19	05/06/19 19:14	1
Zinc	0.042		0.0070		mg/L		05/03/19 15:19	05/06/19 19:14	1

General Chemistry

Analyte	Result	Qualifier	RL	MDL	Unit	D	Prepared	Analyzed	Dil Fac
Fluoride	ND		0.20		mg/L			04/24/19 13:52	1
Nitrate Nitrite as N	ND		0.40		mg/L			04/24/19 13:52	1
Chloride	23		0.90		mg/L			04/24/19 13:52	1
Sulfate	23		1.2		mg/L			04/24/19 13:52	1
Ammonia	ND		0.50		mg/L		05/01/19 13:02	05/02/19 11:45	1
Total Organic Carbon	1.1		1.0		mg/L			04/27/19 08:03	1

Analyte	Result	Qualifier	RL	RL	Unit	D	Prepared	Analyzed	Dil Fac
Alkalinity	320		5.0		mg/L			04/26/19 08:52	1
Bicarbonate Alkalinity as CaCO3	320		5.0		mg/L			04/26/19 08:52	1
Carbonate Alkalinity as CaCO3	ND		5.0		mg/L			04/26/19 08:52	1
Hydroxide Alkalinity as CaCO3	ND		5.0		mg/L			04/26/19 08:52	1
Total Dissolved Solids	290		10		mg/L			04/29/19 07:58	1
Chemical Oxygen Demand	ND		10		mg/L		05/06/19 11:23	05/06/19 11:23	1

Eurofins TestAmerica, Seattle

Client Sample Results

Client: SCS Engineers
Project/Site: CSWF (Island Co.)

Job ID: 580-85662-1

Client Sample ID: 0419-13

Lab Sample ID: 580-85662-13

Date Collected: 04/22/19 14:45

Matrix: Water

Date Received: 04/23/19 12:15

Method: 8260C - Volatile Organic Compounds (GC/MS)

Analyte	Result	Qualifier	RL	MDL	Unit	D	Prepared	Analyzed	Dil Fac
1,1,1,2-Tetrachloroethane	ND		0.30		ug/L			04/30/19 19:17	1
1,1,1-Trichloroethane	0.43		0.20		ug/L			04/30/19 19:17	1
1,1,2,2-Tetrachloroethane	ND		0.20		ug/L			04/30/19 19:17	1
1,1,2-Trichloroethane	ND		0.20		ug/L			04/30/19 19:17	1
1,1-Dichloroethane	ND		0.20		ug/L			04/30/19 19:17	1
1,1-Dichloroethene	ND		0.20		ug/L			04/30/19 19:17	1
1,2,3-Trichloropropane	ND		0.20		ug/L			04/30/19 19:17	1
1,2-Dibromo-3-Chloropropane	ND		2.0		ug/L			04/30/19 19:17	1
1,2-Dibromoethane	ND		0.10		ug/L			04/30/19 19:17	1
1,2-Dichlorobenzene	ND		0.30		ug/L			04/30/19 19:17	1
1,2-Dichloroethane	ND		0.20		ug/L			04/30/19 19:17	1
1,2-Dichloropropane	ND		0.20		ug/L			04/30/19 19:17	1
1,4-Dichlorobenzene	ND		0.30		ug/L			04/30/19 19:17	1
2-Butanone	ND		10		ug/L			04/30/19 19:17	1
2-Hexanone	ND		3.0		ug/L			04/30/19 19:17	1
4-Methyl-2-pentanone	ND		5.0		ug/L			04/30/19 19:17	1
Acetone	ND		6.0		ug/L			04/30/19 19:17	1
Acrylonitrile	ND		10		ug/L			04/30/19 19:17	1
Benzene	ND		0.20		ug/L			04/30/19 19:17	1
Bromochloromethane	ND		0.20		ug/L			04/30/19 19:17	1
Bromodichloromethane	ND		0.20		ug/L			04/30/19 19:17	1
Bromoform	ND		0.50		ug/L			04/30/19 19:17	1
Bromomethane	ND		0.50		ug/L			04/30/19 19:17	1
Carbon disulfide	ND		0.30		ug/L			04/30/19 19:17	1
Carbon tetrachloride	ND		0.20		ug/L			04/30/19 19:17	1
Chlorobenzene	ND		0.20		ug/L			04/30/19 19:17	1
Chloroethane	ND		0.50		ug/L			04/30/19 19:17	1
Chloroform	ND		0.20		ug/L			04/30/19 19:17	1
Chloromethane	ND		0.50		ug/L			04/30/19 19:17	1
cis-1,2-Dichloroethene	ND		0.20		ug/L			04/30/19 19:17	1
cis-1,3-Dichloropropene	ND		0.20		ug/L			04/30/19 19:17	1
Dibromochloromethane	ND		0.20		ug/L			04/30/19 19:17	1
Dibromomethane	ND		0.20		ug/L			04/30/19 19:17	1
Ethylbenzene	ND		0.20		ug/L			04/30/19 19:17	1
m,p-Xylene	ND		0.50		ug/L			04/30/19 19:17	1
Methyl iodide	ND		0.50		ug/L			04/30/19 19:17	1
Methylene Chloride	ND		5.0		ug/L			04/30/19 19:17	1
o-Xylene	ND		0.50		ug/L			04/30/19 19:17	1
Styrene	ND		0.50		ug/L			04/30/19 19:17	1
Tetrachloroethene	ND		0.50		ug/L			04/30/19 19:17	1
Toluene	ND		0.20		ug/L			04/30/19 19:17	1
trans-1,2-Dichloroethene	ND		0.20		ug/L			04/30/19 19:17	1
trans-1,3-Dichloropropene	ND		0.20		ug/L			04/30/19 19:17	1
trans-1,4-Dichloro-2-butene	ND		2.0		ug/L			04/30/19 19:17	1
Trichloroethene	ND		0.20		ug/L			04/30/19 19:17	1
Trichlorofluoromethane	3.9		0.50		ug/L			04/30/19 19:17	1
Vinyl acetate	ND		1.0		ug/L			04/30/19 19:17	1
Vinyl chloride	ND		0.020		ug/L			04/30/19 19:17	1

Client Sample Results

Client: SCS Engineers
Project/Site: CSWF (Island Co.)

Job ID: 580-85662-1

Client Sample ID: 0419-13

Lab Sample ID: 580-85662-13

Date Collected: 04/22/19 14:45

Matrix: Water

Date Received: 04/23/19 12:15

Surrogate	%Recovery	Qualifier	Limits	Prepared	Analyzed	Dil Fac
1,2-Dichloroethane-d4 (Surr)	108		80 - 120		04/30/19 19:17	1
4-Bromofluorobenzene (Surr)	101		80 - 120		04/30/19 19:17	1
Dibromofluoromethane (Surr)	100		80 - 120		04/30/19 19:17	1
Toluene-d8 (Surr)	101		75 - 125		04/30/19 19:17	1
Trifluorotoluene (Surr)	96		80 - 120		04/30/19 19:17	1

Method: 6010C - Metals (ICP) - Dissolved

Analyte	Result	Qualifier	RL	MDL	Unit	D	Prepared	Analyzed	Dil Fac
Calcium	120		1.1		mg/L		05/06/19 09:31	05/07/19 17:08	1
Iron	ND		0.30		mg/L		05/06/19 09:31	05/07/19 17:08	1
Magnesium	76		1.1		mg/L		05/06/19 09:31	05/07/19 17:08	1
Manganese	ND		0.020		mg/L		05/06/19 09:31	05/07/19 17:08	1
Potassium	6.4		3.3		mg/L		05/06/19 09:31	05/07/19 17:08	1
Sodium	28		2.0		mg/L		05/06/19 09:31	05/07/19 17:08	1

Method: 6020A - Metals (ICP/MS) - Total Recoverable

Analyte	Result	Qualifier	RL	MDL	Unit	D	Prepared	Analyzed	Dil Fac
Antimony	ND		0.00040		mg/L		05/03/19 15:19	05/06/19 19:18	1
Arsenic	0.0034		0.0010		mg/L		05/03/19 15:19	05/06/19 19:18	1
Barium	0.032		0.0012		mg/L		05/03/19 15:19	05/06/19 19:18	1
Beryllium	ND		0.00040		mg/L		05/03/19 15:19	05/06/19 19:18	1
Cadmium	ND		0.00040		mg/L		05/03/19 15:19	05/06/19 19:18	1
Chromium	0.0071		0.00040		mg/L		05/03/19 15:19	05/06/19 19:18	1
Cobalt	ND		0.00040		mg/L		05/03/19 15:19	05/06/19 19:18	1
Copper	ND		0.0020		mg/L		05/03/19 15:19	05/06/19 19:18	1
Lead	ND		0.00080		mg/L		05/03/19 15:19	05/06/19 19:18	1
Nickel	0.0050		0.0030		mg/L		05/03/19 15:19	05/06/19 19:18	1
Selenium	ND		0.0080		mg/L		05/03/19 15:19	05/06/19 19:18	1
Silver	ND		0.00040		mg/L		05/03/19 15:19	05/06/19 19:18	1
Thallium	ND		0.0010		mg/L		05/03/19 15:19	05/06/19 19:18	1
Vanadium	0.0083		0.0040		mg/L		05/03/19 15:19	05/06/19 19:18	1
Zinc	ND		0.0070		mg/L		05/03/19 15:19	05/06/19 19:18	1

General Chemistry

Analyte	Result	Qualifier	RL	MDL	Unit	D	Prepared	Analyzed	Dil Fac
Fluoride	ND		0.20		mg/L			04/24/19 12:54	1
Nitrate Nitrite as N	32		4.0		mg/L			04/24/19 13:05	10
Chloride	57		0.90		mg/L			04/24/19 12:54	1
Sulfate	92		1.2		mg/L			04/24/19 12:54	1
Ammonia	ND		0.50		mg/L		05/01/19 13:02	05/02/19 11:45	1
Total Organic Carbon	1.8		1.0		mg/L			04/27/19 08:03	1
Analyte	Result	Qualifier	RL	RL	Unit	D	Prepared	Analyzed	Dil Fac
Alkalinity	360		5.0		mg/L			04/26/19 08:52	1
Bicarbonate Alkalinity as CaCO3	360		5.0		mg/L			04/26/19 08:52	1
Carbonate Alkalinity as CaCO3	ND		5.0		mg/L			04/26/19 08:52	1
Hydroxide Alkalinity as CaCO3	ND		5.0		mg/L			04/26/19 08:52	1
Total Dissolved Solids	750		10		mg/L			04/29/19 07:58	1
Chemical Oxygen Demand	ND		10		mg/L		05/06/19 11:23	05/06/19 11:23	1

Client Sample Results

Client: SCS Engineers
Project/Site: CSWF (Island Co.)

Job ID: 580-85662-1

Client Sample ID: 0419-14

Lab Sample ID: 580-85662-14

Date Collected: 04/22/19 17:30

Matrix: Water

Date Received: 04/23/19 12:15

Method: 8260C - Volatile Organic Compounds (GC/MS)

Analyte	Result	Qualifier	RL	MDL	Unit	D	Prepared	Analyzed	Dil Fac
1,1,1,2-Tetrachloroethane	ND		3.0		ug/L			04/26/19 15:32	10
1,1,1-Trichloroethane	ND		2.0		ug/L			04/26/19 15:32	10
1,1,2,2-Tetrachloroethane	ND		2.0		ug/L			04/26/19 15:32	10
1,1,2-Trichloroethane	ND		2.0		ug/L			04/26/19 15:32	10
1,1-Dichloroethane	2.5		2.0		ug/L			04/26/19 15:32	10
1,1-Dichloroethene	ND		2.0		ug/L			04/26/19 15:32	10
1,2,3-Trichloropropane	ND		2.0		ug/L			04/26/19 15:32	10
1,2-Dibromo-3-Chloropropane	ND		20		ug/L			04/26/19 15:32	10
1,2-Dibromoethane	ND		1.0		ug/L			04/26/19 15:32	10
1,2-Dichlorobenzene	ND		3.0		ug/L			04/26/19 15:32	10
1,2-Dichloroethane	ND		2.0		ug/L			04/26/19 15:32	10
1,2-Dichloropropane	ND		2.0		ug/L			04/26/19 15:32	10
1,4-Dichlorobenzene	ND		3.0		ug/L			04/26/19 15:32	10
2-Butanone	ND		100		ug/L			04/26/19 15:32	10
2-Hexanone	ND		30		ug/L			04/26/19 15:32	10
4-Methyl-2-pentanone	ND		50		ug/L			04/26/19 15:32	10
Acetone	ND		60		ug/L			04/26/19 15:32	10
Acrylonitrile	ND		100		ug/L			04/26/19 15:32	10
Benzene	ND		2.0		ug/L			04/26/19 15:32	10
Bromochloromethane	ND		2.0		ug/L			04/26/19 15:32	10
Bromodichloromethane	ND		2.0		ug/L			04/26/19 15:32	10
Bromoform	ND		5.0		ug/L			04/26/19 15:32	10
Bromomethane	ND		5.0		ug/L			04/26/19 15:32	10
Carbon disulfide	ND		3.0		ug/L			04/26/19 15:32	10
Carbon tetrachloride	ND		2.0		ug/L			04/26/19 15:32	10
Chlorobenzene	ND		2.0		ug/L			04/26/19 15:32	10
Chloroethane	ND		5.0		ug/L			04/26/19 15:32	10
Chloroform	ND		2.0		ug/L			04/26/19 15:32	10
Chloromethane	ND		5.0		ug/L			04/26/19 15:32	10
cis-1,2-Dichloroethene	ND		2.0		ug/L			04/26/19 15:32	10
cis-1,3-Dichloropropene	ND		2.0		ug/L			04/26/19 15:32	10
Dibromochloromethane	ND		2.0		ug/L			04/26/19 15:32	10
Dibromomethane	ND		2.0		ug/L			04/26/19 15:32	10
Ethylbenzene	ND		2.0		ug/L			04/26/19 15:32	10
m,p-Xylene	ND		5.0		ug/L			04/26/19 15:32	10
Methyl iodide	ND		5.0		ug/L			04/26/19 15:32	10
Methylene Chloride	ND		50		ug/L			04/26/19 15:32	10
o-Xylene	ND		5.0		ug/L			04/26/19 15:32	10
Styrene	ND		5.0		ug/L			04/26/19 15:32	10
Tetrachloroethene	ND		5.0		ug/L			04/26/19 15:32	10
Toluene	ND		2.0		ug/L			04/26/19 15:32	10
trans-1,2-Dichloroethene	ND		2.0		ug/L			04/26/19 15:32	10
trans-1,3-Dichloropropene	ND		2.0		ug/L			04/26/19 15:32	10
trans-1,4-Dichloro-2-butene	ND		20		ug/L			04/26/19 15:32	10
Trichloroethene	ND		2.0		ug/L			04/26/19 15:32	10
Trichlorofluoromethane	56		5.0		ug/L			04/26/19 15:32	10
Vinyl acetate	ND		10		ug/L			04/26/19 15:32	10
Vinyl chloride	2.2		0.20		ug/L			04/26/19 15:32	10

Client Sample Results

Client: SCS Engineers
Project/Site: CSWF (Island Co.)

Job ID: 580-85662-1

Client Sample ID: 0419-14

Lab Sample ID: 580-85662-14

Date Collected: 04/22/19 17:30

Matrix: Water

Date Received: 04/23/19 12:15

Surrogate	%Recovery	Qualifier	Limits	Prepared	Analyzed	Dil Fac
1,2-Dichloroethane-d4 (Surr)	107		80 - 120		04/26/19 15:32	10
4-Bromofluorobenzene (Surr)	101		80 - 120		04/26/19 15:32	10
Dibromofluoromethane (Surr)	98		80 - 120		04/26/19 15:32	10
Toluene-d8 (Surr)	101		75 - 125		04/26/19 15:32	10
Trifluorotoluene (Surr)	97		80 - 120		04/26/19 15:32	10

Method: 6010C - Metals (ICP) - Dissolved

Analyte	Result	Qualifier	RL	MDL	Unit	D	Prepared	Analyzed	Dil Fac
Calcium	250		1.1		mg/L		05/06/19 09:31	05/07/19 17:12	1
Iron	ND		0.30		mg/L		05/06/19 09:31	05/07/19 17:12	1
Magnesium	110		1.1		mg/L		05/06/19 09:31	05/07/19 17:12	1
Manganese	0.73		0.020		mg/L		05/06/19 09:31	05/07/19 17:12	1
Potassium	9.5		3.3		mg/L		05/06/19 09:31	05/07/19 17:12	1
Sodium	36		2.0		mg/L		05/06/19 09:31	05/07/19 17:12	1

Method: 6020A - Metals (ICP/MS) - Total Recoverable

Analyte	Result	Qualifier	RL	MDL	Unit	D	Prepared	Analyzed	Dil Fac
Antimony	ND		0.00040		mg/L		05/03/19 15:19	05/06/19 19:23	1
Arsenic	0.0037		0.0010		mg/L		05/03/19 15:19	05/06/19 19:23	1
Barium	0.062		0.0012		mg/L		05/03/19 15:19	05/06/19 19:23	1
Beryllium	ND		0.00040		mg/L		05/03/19 15:19	05/06/19 19:23	1
Cadmium	ND		0.00040		mg/L		05/03/19 15:19	05/06/19 19:23	1
Chromium	0.00047		0.00040		mg/L		05/03/19 15:19	05/06/19 19:23	1
Cobalt	0.0026		0.00040		mg/L		05/03/19 15:19	05/06/19 19:23	1
Copper	ND		0.0020		mg/L		05/03/19 15:19	05/06/19 19:23	1
Lead	ND		0.00080		mg/L		05/03/19 15:19	05/06/19 19:23	1
Nickel	0.024		0.0030		mg/L		05/03/19 15:19	05/06/19 19:23	1
Selenium	ND		0.0080		mg/L		05/03/19 15:19	05/06/19 19:23	1
Silver	ND		0.00040		mg/L		05/03/19 15:19	05/06/19 19:23	1
Thallium	ND		0.0010		mg/L		05/03/19 15:19	05/06/19 19:23	1
Vanadium	0.0080		0.0040		mg/L		05/03/19 15:19	05/06/19 19:23	1
Zinc	ND		0.0070		mg/L		05/03/19 15:19	05/06/19 19:23	1

General Chemistry

Analyte	Result	Qualifier	RL	MDL	Unit	D	Prepared	Analyzed	Dil Fac
Fluoride	ND		0.20		mg/L			04/24/19 14:04	1
Nitrate Nitrite as N	ND		0.40		mg/L			04/24/19 14:04	1
Chloride	45		0.90		mg/L			04/24/19 14:04	1
Sulfate	180		12		mg/L			04/24/19 17:11	10
Ammonia	ND		0.50		mg/L		05/01/19 13:02	05/02/19 11:45	1
Total Organic Carbon	16		1.0		mg/L			04/27/19 08:03	1
Analyte	Result	Qualifier	RL	RL	Unit	D	Prepared	Analyzed	Dil Fac
Alkalinity	800		5.0		mg/L			04/26/19 08:52	1
Bicarbonate Alkalinity as CaCO3	800		5.0		mg/L			04/26/19 08:52	1
Carbonate Alkalinity as CaCO3	ND		5.0		mg/L			04/26/19 08:52	1
Hydroxide Alkalinity as CaCO3	ND		5.0		mg/L			04/26/19 08:52	1
Total Dissolved Solids	1100		10		mg/L			04/29/19 07:58	1
Chemical Oxygen Demand	42		10		mg/L		05/06/19 11:23	05/06/19 11:23	1

Eurofins TestAmerica, Seattle

Client Sample Results

Client: SCS Engineers
Project/Site: CSWF (Island Co.)

Job ID: 580-85662-1

Client Sample ID: 0419-15

Lab Sample ID: 580-85662-15

Date Collected: 04/22/19 16:20

Matrix: Water

Date Received: 04/23/19 12:15

Method: 8260C - Volatile Organic Compounds (GC/MS)

Analyte	Result	Qualifier	RL	MDL	Unit	D	Prepared	Analyzed	Dil Fac
1,1,1,2-Tetrachloroethane	ND		0.30		ug/L			04/26/19 14:38	1
1,1,1-Trichloroethane	ND		0.20		ug/L			04/26/19 14:38	1
1,1,2,2-Tetrachloroethane	ND		0.20		ug/L			04/26/19 14:38	1
1,1,2-Trichloroethane	ND		0.20		ug/L			04/26/19 14:38	1
1,1-Dichloroethane	ND		0.20		ug/L			04/26/19 14:38	1
1,1-Dichloroethene	ND		0.20		ug/L			04/26/19 14:38	1
1,2,3-Trichloropropane	ND		0.20		ug/L			04/26/19 14:38	1
1,2-Dibromo-3-Chloropropane	ND		2.0		ug/L			04/26/19 14:38	1
1,2-Dibromoethane	ND		0.10		ug/L			04/26/19 14:38	1
1,2-Dichlorobenzene	ND		0.30		ug/L			04/26/19 14:38	1
1,2-Dichloroethane	ND		0.20		ug/L			04/26/19 14:38	1
1,2-Dichloropropane	ND		0.20		ug/L			04/26/19 14:38	1
1,4-Dichlorobenzene	ND		0.30		ug/L			04/26/19 14:38	1
2-Butanone	ND		10		ug/L			04/26/19 14:38	1
2-Hexanone	ND		3.0		ug/L			04/26/19 14:38	1
4-Methyl-2-pentanone	ND		5.0		ug/L			04/26/19 14:38	1
Acetone	ND		6.0		ug/L			04/26/19 14:38	1
Acrylonitrile	ND		10		ug/L			04/26/19 14:38	1
Benzene	ND		0.20		ug/L			04/26/19 14:38	1
Bromochloromethane	ND		0.20		ug/L			04/26/19 14:38	1
Bromodichloromethane	ND		0.20		ug/L			04/26/19 14:38	1
Bromoform	ND		0.50		ug/L			04/26/19 14:38	1
Bromomethane	ND		0.50		ug/L			04/26/19 14:38	1
Carbon disulfide	ND		0.30		ug/L			04/26/19 14:38	1
Carbon tetrachloride	ND		0.20		ug/L			04/26/19 14:38	1
Chlorobenzene	ND		0.20		ug/L			04/26/19 14:38	1
Chloroethane	ND		0.50		ug/L			04/26/19 14:38	1
Chloroform	ND		0.20		ug/L			04/26/19 14:38	1
Chloromethane	ND		0.50		ug/L			04/26/19 14:38	1
cis-1,2-Dichloroethene	ND		0.20		ug/L			04/26/19 14:38	1
cis-1,3-Dichloropropene	ND		0.20		ug/L			04/26/19 14:38	1
Dibromochloromethane	ND		0.20		ug/L			04/26/19 14:38	1
Dibromomethane	ND		0.20		ug/L			04/26/19 14:38	1
Ethylbenzene	ND		0.20		ug/L			04/26/19 14:38	1
m,p-Xylene	ND		0.50		ug/L			04/26/19 14:38	1
Methyl iodide	ND		0.50		ug/L			04/26/19 14:38	1
Methylene Chloride	ND		5.0		ug/L			04/26/19 14:38	1
o-Xylene	ND		0.50		ug/L			04/26/19 14:38	1
Styrene	ND		0.50		ug/L			04/26/19 14:38	1
Tetrachloroethene	ND		0.50		ug/L			04/26/19 14:38	1
Toluene	ND		0.20		ug/L			04/26/19 14:38	1
trans-1,2-Dichloroethene	ND		0.20		ug/L			04/26/19 14:38	1
trans-1,3-Dichloropropene	ND		0.20		ug/L			04/26/19 14:38	1
trans-1,4-Dichloro-2-butene	ND		2.0		ug/L			04/26/19 14:38	1
Trichloroethene	ND		0.20		ug/L			04/26/19 14:38	1
Trichlorofluoromethane	ND		0.50		ug/L			04/26/19 14:38	1
Vinyl acetate	ND		1.0		ug/L			04/26/19 14:38	1
Vinyl chloride	ND		0.020		ug/L			04/26/19 14:38	1

Client Sample Results

Client: SCS Engineers
Project/Site: CSWF (Island Co.)

Job ID: 580-85662-1

Client Sample ID: 0419-15

Lab Sample ID: 580-85662-15

Date Collected: 04/22/19 16:20

Matrix: Water

Date Received: 04/23/19 12:15

Surrogate	%Recovery	Qualifier	Limits	Prepared	Analyzed	Dil Fac
1,2-Dichloroethane-d4 (Surr)	109		80 - 120		04/26/19 14:38	1
4-Bromofluorobenzene (Surr)	104		80 - 120		04/26/19 14:38	1
Dibromofluoromethane (Surr)	99		80 - 120		04/26/19 14:38	1
Toluene-d8 (Surr)	101		75 - 125		04/26/19 14:38	1
Trifluorotoluene (Surr)	93		80 - 120		04/26/19 14:38	1

Method: 6010C - Metals (ICP) - Dissolved

Analyte	Result	Qualifier	RL	MDL	Unit	D	Prepared	Analyzed	Dil Fac
Calcium	190		1.1		mg/L		05/06/19 09:31	05/07/19 17:15	1
Iron	ND		0.30		mg/L		05/06/19 09:31	05/07/19 17:15	1
Magnesium	99		1.1		mg/L		05/06/19 09:31	05/07/19 17:15	1
Manganese	0.066		0.020		mg/L		05/06/19 09:31	05/07/19 17:15	1
Potassium	8.9		3.3		mg/L		05/06/19 09:31	05/07/19 17:15	1
Sodium	36		2.0		mg/L		05/06/19 09:31	05/07/19 17:15	1

Method: 6020A - Metals (ICP/MS) - Total Recoverable

Analyte	Result	Qualifier	RL	MDL	Unit	D	Prepared	Analyzed	Dil Fac
Antimony	ND		0.00040		mg/L		05/03/19 15:19	05/06/19 19:27	1
Arsenic	0.0035		0.0010		mg/L		05/03/19 15:19	05/06/19 19:27	1
Barium	0.044		0.0012		mg/L		05/03/19 15:19	05/06/19 19:27	1
Beryllium	ND		0.00040		mg/L		05/03/19 15:19	05/06/19 19:27	1
Cadmium	ND		0.00040		mg/L		05/03/19 15:19	05/06/19 19:27	1
Chromium	ND		0.00040		mg/L		05/03/19 15:19	05/06/19 19:27	1
Cobalt	ND		0.00040		mg/L		05/03/19 15:19	05/06/19 19:27	1
Copper	ND		0.0020		mg/L		05/03/19 15:19	05/06/19 19:27	1
Lead	ND		0.00080		mg/L		05/03/19 15:19	05/06/19 19:27	1
Nickel	0.0071		0.0030		mg/L		05/03/19 15:19	05/06/19 19:27	1
Selenium	ND		0.0080		mg/L		05/03/19 15:19	05/06/19 19:27	1
Silver	ND		0.00040		mg/L		05/03/19 15:19	05/06/19 19:27	1
Thallium	ND		0.0010		mg/L		05/03/19 15:19	05/06/19 19:27	1
Vanadium	0.0097		0.0040		mg/L		05/03/19 15:19	05/06/19 19:27	1
Zinc	ND		0.0070		mg/L		05/03/19 15:19	05/06/19 19:27	1

General Chemistry

Analyte	Result	Qualifier	RL	MDL	Unit	D	Prepared	Analyzed	Dil Fac
Fluoride	ND		0.20		mg/L			04/24/19 14:16	1
Nitrate Nitrite as N	1.8		0.40		mg/L			04/24/19 14:16	1
Chloride	32		0.90		mg/L			04/24/19 14:16	1
Sulfate	81		1.2		mg/L			04/24/19 14:16	1
Ammonia	ND		0.50		mg/L		05/01/19 13:02	05/02/19 11:45	1
Total Organic Carbon	3.0		1.0		mg/L			04/27/19 08:03	1
Analyte	Result	Qualifier	RL	RL	Unit	D	Prepared	Analyzed	Dil Fac
Alkalinity	730		5.0		mg/L			04/26/19 08:52	1
Bicarbonate Alkalinity as CaCO3	730		5.0		mg/L			04/26/19 08:52	1
Carbonate Alkalinity as CaCO3	ND		5.0		mg/L			04/26/19 08:52	1
Hydroxide Alkalinity as CaCO3	ND		5.0		mg/L			04/26/19 08:52	1
Total Dissolved Solids	840		10		mg/L			04/29/19 07:58	1
Chemical Oxygen Demand	ND		10		mg/L		05/06/19 11:23	05/06/19 11:23	1

Eurofins TestAmerica, Seattle

Client Sample Results

Client: SCS Engineers
Project/Site: CSWF (Island Co.)

Job ID: 580-85662-1

Client Sample ID: 0419-17

Lab Sample ID: 580-85662-16

Date Collected: 04/22/19 17:05

Matrix: Water

Date Received: 04/23/19 12:15

Method: 8260C - Volatile Organic Compounds (GC/MS)

Analyte	Result	Qualifier	RL	MDL	Unit	D	Prepared	Analyzed	Dil Fac
1,1,1,2-Tetrachloroethane	ND		0.30		ug/L			04/26/19 15:05	1
1,1,1-Trichloroethane	ND		0.20		ug/L			04/26/19 15:05	1
1,1,2,2-Tetrachloroethane	ND		0.20		ug/L			04/26/19 15:05	1
1,1,2-Trichloroethane	ND		0.20		ug/L			04/26/19 15:05	1
1,1-Dichloroethane	ND		0.20		ug/L			04/26/19 15:05	1
1,1-Dichloroethene	ND		0.20		ug/L			04/26/19 15:05	1
1,2,3-Trichloropropane	ND		0.20		ug/L			04/26/19 15:05	1
1,2-Dibromo-3-Chloropropane	ND		2.0		ug/L			04/26/19 15:05	1
1,2-Dibromoethane	ND		0.10		ug/L			04/26/19 15:05	1
1,2-Dichlorobenzene	ND		0.30		ug/L			04/26/19 15:05	1
1,2-Dichloroethane	ND		0.20		ug/L			04/26/19 15:05	1
1,2-Dichloropropane	ND		0.20		ug/L			04/26/19 15:05	1
1,4-Dichlorobenzene	ND		0.30		ug/L			04/26/19 15:05	1
2-Butanone	ND		10		ug/L			04/26/19 15:05	1
2-Hexanone	ND		3.0		ug/L			04/26/19 15:05	1
4-Methyl-2-pentanone	ND		5.0		ug/L			04/26/19 15:05	1
Acetone	ND		6.0		ug/L			04/26/19 15:05	1
Acrylonitrile	ND		10		ug/L			04/26/19 15:05	1
Benzene	ND		0.20		ug/L			04/26/19 15:05	1
Bromochloromethane	ND		0.20		ug/L			04/26/19 15:05	1
Bromodichloromethane	ND		0.20		ug/L			04/26/19 15:05	1
Bromoform	ND		0.50		ug/L			04/26/19 15:05	1
Bromomethane	ND		0.50		ug/L			04/26/19 15:05	1
Carbon disulfide	ND		0.30		ug/L			04/26/19 15:05	1
Carbon tetrachloride	ND		0.20		ug/L			04/26/19 15:05	1
Chlorobenzene	ND		0.20		ug/L			04/26/19 15:05	1
Chloroethane	ND		0.50		ug/L			04/26/19 15:05	1
Chloroform	ND		0.20		ug/L			04/26/19 15:05	1
Chloromethane	ND		0.50		ug/L			04/26/19 15:05	1
cis-1,2-Dichloroethene	ND		0.20		ug/L			04/26/19 15:05	1
cis-1,3-Dichloropropene	ND		0.20		ug/L			04/26/19 15:05	1
Dibromochloromethane	ND		0.20		ug/L			04/26/19 15:05	1
Dibromomethane	ND		0.20		ug/L			04/26/19 15:05	1
Ethylbenzene	ND		0.20		ug/L			04/26/19 15:05	1
m,p-Xylene	ND		0.50		ug/L			04/26/19 15:05	1
Methyl iodide	ND		0.50		ug/L			04/26/19 15:05	1
Methylene Chloride	ND		5.0		ug/L			04/26/19 15:05	1
o-Xylene	ND		0.50		ug/L			04/26/19 15:05	1
Styrene	ND		0.50		ug/L			04/26/19 15:05	1
Tetrachloroethene	ND		0.50		ug/L			04/26/19 15:05	1
Toluene	ND		0.20		ug/L			04/26/19 15:05	1
trans-1,2-Dichloroethene	ND		0.20		ug/L			04/26/19 15:05	1
trans-1,3-Dichloropropene	ND		0.20		ug/L			04/26/19 15:05	1
trans-1,4-Dichloro-2-butene	ND		2.0		ug/L			04/26/19 15:05	1
Trichloroethene	ND		0.20		ug/L			04/26/19 15:05	1
Trichlorofluoromethane	1.9		0.50		ug/L			04/26/19 15:05	1
Vinyl acetate	ND		1.0		ug/L			04/26/19 15:05	1
Vinyl chloride	0.046		0.020		ug/L			04/26/19 15:05	1

Client Sample Results

Client: SCS Engineers
Project/Site: CSWF (Island Co.)

Job ID: 580-85662-1

Client Sample ID: 0419-17

Lab Sample ID: 580-85662-16

Date Collected: 04/22/19 17:05

Matrix: Water

Date Received: 04/23/19 12:15

Surrogate	%Recovery	Qualifier	Limits	Prepared	Analyzed	Dil Fac
1,2-Dichloroethane-d4 (Surr)	106		80 - 120		04/26/19 15:05	1
4-Bromofluorobenzene (Surr)	102		80 - 120		04/26/19 15:05	1
Dibromofluoromethane (Surr)	98		80 - 120		04/26/19 15:05	1
Toluene-d8 (Surr)	102		75 - 125		04/26/19 15:05	1
Trifluorotoluene (Surr)	95		80 - 120		04/26/19 15:05	1

Method: 6010C - Metals (ICP) - Dissolved

Analyte	Result	Qualifier	RL	MDL	Unit	D	Prepared	Analyzed	Dil Fac
Calcium	150		1.1		mg/L		05/06/19 09:31	05/07/19 17:18	1
Iron	ND		0.30		mg/L		05/06/19 09:31	05/07/19 17:18	1
Magnesium	66		1.1		mg/L		05/06/19 09:31	05/07/19 17:18	1
Manganese	0.44		0.020		mg/L		05/06/19 09:31	05/07/19 17:18	1
Potassium	7.1		3.3		mg/L		05/06/19 09:31	05/07/19 17:18	1
Sodium	31		2.0		mg/L		05/06/19 09:31	05/07/19 17:18	1

Method: 6020A - Metals (ICP/MS) - Total Recoverable

Analyte	Result	Qualifier	RL	MDL	Unit	D	Prepared	Analyzed	Dil Fac
Antimony	ND		0.00040		mg/L		05/03/19 15:19	05/06/19 19:31	1
Arsenic	0.0029		0.0010		mg/L		05/03/19 15:19	05/06/19 19:31	1
Barium	0.056		0.0012		mg/L		05/03/19 15:19	05/06/19 19:31	1
Beryllium	ND		0.00040		mg/L		05/03/19 15:19	05/06/19 19:31	1
Cadmium	ND		0.00040		mg/L		05/03/19 15:19	05/06/19 19:31	1
Chromium	ND		0.00040		mg/L		05/03/19 15:19	05/06/19 19:31	1
Cobalt	0.0010		0.00040		mg/L		05/03/19 15:19	05/06/19 19:31	1
Copper	ND		0.0020		mg/L		05/03/19 15:19	05/06/19 19:31	1
Lead	ND		0.00080		mg/L		05/03/19 15:19	05/06/19 19:31	1
Nickel	0.0056		0.0030		mg/L		05/03/19 15:19	05/06/19 19:31	1
Selenium	ND		0.0080		mg/L		05/03/19 15:19	05/06/19 19:31	1
Silver	ND		0.00040		mg/L		05/03/19 15:19	05/06/19 19:31	1
Thallium	ND		0.0010		mg/L		05/03/19 15:19	05/06/19 19:31	1
Vanadium	0.0064		0.0040		mg/L		05/03/19 15:19	05/06/19 19:31	1
Zinc	ND		0.0070		mg/L		05/03/19 15:19	05/06/19 19:31	1

General Chemistry

Analyte	Result	Qualifier	RL	MDL	Unit	D	Prepared	Analyzed	Dil Fac
Fluoride	ND		0.20		mg/L			04/24/19 14:51	1
Nitrate Nitrite as N	5.4		0.40		mg/L			04/24/19 14:51	1
Chloride	20		0.90		mg/L			04/24/19 14:51	1
Sulfate	71		1.2		mg/L			04/24/19 14:51	1
Ammonia	ND		0.50		mg/L		05/01/19 13:02	05/02/19 11:45	1
Total Organic Carbon	1.5		1.0		mg/L			04/27/19 08:03	1
Analyte	Result	Qualifier	RL	RL	Unit	D	Prepared	Analyzed	Dil Fac
Alkalinity	560		5.0		mg/L			04/26/19 08:52	1
Bicarbonate Alkalinity as CaCO3	560		5.0		mg/L			04/26/19 08:52	1
Carbonate Alkalinity as CaCO3	ND		5.0		mg/L			04/26/19 08:52	1
Hydroxide Alkalinity as CaCO3	ND		5.0		mg/L			04/26/19 08:52	1
Total Dissolved Solids	730		10		mg/L			04/29/19 07:58	1
Chemical Oxygen Demand	ND		10		mg/L		05/06/19 11:23	05/06/19 11:23	1

Eurofins TestAmerica, Seattle

Client Sample Results

Client: SCS Engineers
Project/Site: CSWF (Island Co.)

Job ID: 580-85662-1

Client Sample ID: 0419-19
Date Collected: 04/22/19 17:53
Date Received: 04/23/19 12:15

Lab Sample ID: 580-85662-17
Matrix: Water

General Chemistry

Analyte	Result	Qualifier	RL	MDL	Unit	D	Prepared	Analyzed	Dil Fac
Nitrate Nitrite as N	12		0.80		mg/L			04/24/19 15:14	2

- 1
- 2
- 3
- 4
- 5
- 6
- 7
- 8
- 9
- 10
- 11

Client Sample Results

Client: SCS Engineers
Project/Site: CSWF (Island Co.)

Job ID: 580-85662-1

Client Sample ID: 0419-21

Lab Sample ID: 580-85662-18

Date Collected: 04/22/19 18:23

Matrix: Water

Date Received: 04/23/19 12:15

Method: 8260C - Volatile Organic Compounds (GC/MS)

Analyte	Result	Qualifier	RL	MDL	Unit	D	Prepared	Analyzed	Dil Fac
1,1,1,2-Tetrachloroethane	ND		0.30		ug/L			04/30/19 19:44	1
1,1,1-Trichloroethane	ND		0.20		ug/L			04/30/19 19:44	1
1,1,2,2-Tetrachloroethane	ND		0.20		ug/L			04/30/19 19:44	1
1,1,2-Trichloroethane	ND		0.20		ug/L			04/30/19 19:44	1
1,1-Dichloroethane	ND		0.20		ug/L			04/30/19 19:44	1
1,1-Dichloroethene	ND		0.20		ug/L			04/30/19 19:44	1
1,2,3-Trichloropropane	ND		0.20		ug/L			04/30/19 19:44	1
1,2-Dibromo-3-Chloropropane	ND		2.0		ug/L			04/30/19 19:44	1
1,2-Dibromoethane	ND		0.10		ug/L			04/30/19 19:44	1
1,2-Dichlorobenzene	ND		0.30		ug/L			04/30/19 19:44	1
1,2-Dichloroethane	ND		0.20		ug/L			04/30/19 19:44	1
1,2-Dichloropropane	ND		0.20		ug/L			04/30/19 19:44	1
1,4-Dichlorobenzene	ND		0.30		ug/L			04/30/19 19:44	1
2-Butanone	ND		10		ug/L			04/30/19 19:44	1
2-Hexanone	ND		3.0		ug/L			04/30/19 19:44	1
4-Methyl-2-pentanone	ND		5.0		ug/L			04/30/19 19:44	1
Acetone	ND		6.0		ug/L			04/30/19 19:44	1
Acrylonitrile	ND		10		ug/L			04/30/19 19:44	1
Benzene	ND		0.20		ug/L			04/30/19 19:44	1
Bromochloromethane	ND		0.20		ug/L			04/30/19 19:44	1
Bromodichloromethane	ND		0.20		ug/L			04/30/19 19:44	1
Bromoform	ND		0.50		ug/L			04/30/19 19:44	1
Bromomethane	ND		0.50		ug/L			04/30/19 19:44	1
Carbon disulfide	ND		0.30		ug/L			04/30/19 19:44	1
Carbon tetrachloride	ND		0.20		ug/L			04/30/19 19:44	1
Chlorobenzene	ND		0.20		ug/L			04/30/19 19:44	1
Chloroethane	ND		0.50		ug/L			04/30/19 19:44	1
Chloroform	ND		0.20		ug/L			04/30/19 19:44	1
Chloromethane	ND		0.50		ug/L			04/30/19 19:44	1
cis-1,2-Dichloroethene	ND		0.20		ug/L			04/30/19 19:44	1
cis-1,3-Dichloropropene	ND		0.20		ug/L			04/30/19 19:44	1
Dibromochloromethane	ND		0.20		ug/L			04/30/19 19:44	1
Dibromomethane	ND		0.20		ug/L			04/30/19 19:44	1
Ethylbenzene	ND		0.20		ug/L			04/30/19 19:44	1
m,p-Xylene	ND		0.50		ug/L			04/30/19 19:44	1
Methyl iodide	ND		0.50		ug/L			04/30/19 19:44	1
Methylene Chloride	ND		5.0		ug/L			04/30/19 19:44	1
o-Xylene	ND		0.50		ug/L			04/30/19 19:44	1
Styrene	ND		0.50		ug/L			04/30/19 19:44	1
Tetrachloroethene	ND		0.50		ug/L			04/30/19 19:44	1
Toluene	ND		0.20		ug/L			04/30/19 19:44	1
trans-1,2-Dichloroethene	ND		0.20		ug/L			04/30/19 19:44	1
trans-1,3-Dichloropropene	ND		0.20		ug/L			04/30/19 19:44	1
trans-1,4-Dichloro-2-butene	ND		2.0		ug/L			04/30/19 19:44	1
Trichloroethene	ND		0.20		ug/L			04/30/19 19:44	1
Trichlorofluoromethane	ND		0.50		ug/L			04/30/19 19:44	1
Vinyl acetate	ND		1.0		ug/L			04/30/19 19:44	1
Vinyl chloride	0.23		0.020		ug/L			04/30/19 19:44	1

Client Sample Results

Client: SCS Engineers
Project/Site: CSWF (Island Co.)

Job ID: 580-85662-1

Client Sample ID: 0419-21

Lab Sample ID: 580-85662-18

Date Collected: 04/22/19 18:23

Matrix: Water

Date Received: 04/23/19 12:15

Surrogate	%Recovery	Qualifier	Limits	Prepared	Analyzed	Dil Fac
1,2-Dichloroethane-d4 (Surr)	105		80 - 120		04/30/19 19:44	1
4-Bromofluorobenzene (Surr)	102		80 - 120		04/30/19 19:44	1
Dibromofluoromethane (Surr)	101		80 - 120		04/30/19 19:44	1
Toluene-d8 (Surr)	101		75 - 125		04/30/19 19:44	1
Trifluorotoluene (Surr)	96		80 - 120		04/30/19 19:44	1

Method: 6010C - Metals (ICP) - Dissolved

Analyte	Result	Qualifier	RL	MDL	Unit	D	Prepared	Analyzed	Dil Fac
Calcium	180		1.1		mg/L		05/06/19 09:31	05/07/19 17:21	1
Iron	ND		0.30		mg/L		05/06/19 09:31	05/07/19 17:21	1
Magnesium	130		1.1		mg/L		05/06/19 09:31	05/07/19 17:21	1
Manganese	0.058		0.020		mg/L		05/06/19 09:31	05/07/19 17:21	1
Potassium	9.4		3.3		mg/L		05/06/19 09:31	05/07/19 17:21	1
Sodium	46		2.0		mg/L		05/06/19 09:31	05/07/19 17:21	1

Method: 6020A - Metals (ICP/MS) - Total Recoverable

Analyte	Result	Qualifier	RL	MDL	Unit	D	Prepared	Analyzed	Dil Fac
Antimony	ND		0.00040		mg/L		05/03/19 15:19	05/06/19 19:36	1
Arsenic	0.0063		0.0010		mg/L		05/03/19 15:19	05/06/19 19:36	1
Barium	0.051		0.0012		mg/L		05/03/19 15:19	05/06/19 19:36	1
Beryllium	ND		0.00040		mg/L		05/03/19 15:19	05/06/19 19:36	1
Cadmium	ND		0.00040		mg/L		05/03/19 15:19	05/06/19 19:36	1
Chromium	ND		0.00040		mg/L		05/03/19 15:19	05/06/19 19:36	1
Cobalt	0.0010		0.00040		mg/L		05/03/19 15:19	05/06/19 19:36	1
Copper	ND		0.0020		mg/L		05/03/19 15:19	05/06/19 19:36	1
Lead	ND		0.00080		mg/L		05/03/19 15:19	05/06/19 19:36	1
Nickel	0.0068		0.0030		mg/L		05/03/19 15:19	05/06/19 19:36	1
Selenium	ND		0.0080		mg/L		05/03/19 15:19	05/06/19 19:36	1
Silver	ND		0.00040		mg/L		05/03/19 15:19	05/06/19 19:36	1
Thallium	ND		0.0010		mg/L		05/03/19 15:19	05/06/19 19:36	1
Vanadium	0.0098		0.0040		mg/L		05/03/19 15:19	05/06/19 19:36	1
Zinc	ND		0.0070		mg/L		05/03/19 15:19	05/06/19 19:36	1

General Chemistry

Analyte	Result	Qualifier	RL	MDL	Unit	D	Prepared	Analyzed	Dil Fac
Fluoride	ND		0.20		mg/L			04/24/19 15:26	1
Nitrate Nitrite as N	ND	F1	0.40		mg/L			04/24/19 15:26	1
Chloride	76		0.90		mg/L			04/24/19 15:26	1
Sulfate	94		1.2		mg/L			04/24/19 15:26	1
Ammonia	ND		0.50		mg/L		05/01/19 13:02	05/02/19 11:45	1
Total Organic Carbon	2.4		1.0		mg/L			04/27/19 08:03	1
Analyte	Result	Qualifier	RL	RL	Unit	D	Prepared	Analyzed	Dil Fac
Alkalinity	820		5.0		mg/L			04/26/19 08:52	1
Bicarbonate Alkalinity as CaCO3	820		5.0		mg/L			04/26/19 08:52	1
Carbonate Alkalinity as CaCO3	ND		5.0		mg/L			04/26/19 08:52	1
Hydroxide Alkalinity as CaCO3	ND		5.0		mg/L			04/26/19 08:52	1
Total Dissolved Solids	970		10		mg/L			04/29/19 07:58	1
Chemical Oxygen Demand	ND		10		mg/L		05/06/19 11:23	05/06/19 11:23	1

Eurofins TestAmerica, Seattle

QC Sample Results

Client: SCS Engineers
 Project/Site: CSWF (Island Co.)

Job ID: 580-85662-1

Method: 8260C - Volatile Organic Compounds (GC/MS)

Lab Sample ID: MB 580-299452/7
Matrix: Water
Analysis Batch: 299452

Client Sample ID: Method Blank
Prep Type: Total/NA

Analyte	MB Result	MB Qualifier	RL	MDL	Unit	D	Prepared	Analyzed	Dil Fac
1,1,1,2-Tetrachloroethane	ND		0.30		ug/L			04/26/19 14:13	1
1,1,1-Trichloroethane	ND		0.20		ug/L			04/26/19 14:13	1
1,1,2,2-Tetrachloroethane	ND		0.20		ug/L			04/26/19 14:13	1
1,1,2-Trichloroethane	ND		0.20		ug/L			04/26/19 14:13	1
1,1-Dichloroethane	ND		0.20		ug/L			04/26/19 14:13	1
1,1-Dichloroethene	ND		0.20		ug/L			04/26/19 14:13	1
1,2,3-Trichloropropane	ND		0.20		ug/L			04/26/19 14:13	1
1,2-Dibromo-3-Chloropropane	ND		2.0		ug/L			04/26/19 14:13	1
1,2-Dibromoethane	ND		0.10		ug/L			04/26/19 14:13	1
1,2-Dichlorobenzene	ND		0.30		ug/L			04/26/19 14:13	1
1,2-Dichloroethane	ND		0.20		ug/L			04/26/19 14:13	1
1,2-Dichloropropane	ND		0.20		ug/L			04/26/19 14:13	1
1,4-Dichlorobenzene	ND		0.30		ug/L			04/26/19 14:13	1
2-Butanone	ND		10		ug/L			04/26/19 14:13	1
2-Hexanone	ND		3.0		ug/L			04/26/19 14:13	1
4-Methyl-2-pentanone	ND		5.0		ug/L			04/26/19 14:13	1
Acetone	ND		6.0		ug/L			04/26/19 14:13	1
Acrylonitrile	ND		10		ug/L			04/26/19 14:13	1
Benzene	ND		0.20		ug/L			04/26/19 14:13	1
Bromochloromethane	ND		0.20		ug/L			04/26/19 14:13	1
Bromodichloromethane	ND		0.20		ug/L			04/26/19 14:13	1
Bromoform	ND		0.50		ug/L			04/26/19 14:13	1
Bromomethane	ND		0.50		ug/L			04/26/19 14:13	1
Carbon disulfide	ND		0.30		ug/L			04/26/19 14:13	1
Carbon tetrachloride	ND		0.20		ug/L			04/26/19 14:13	1
Chlorobenzene	ND		0.20		ug/L			04/26/19 14:13	1
Chloroethane	ND		0.50		ug/L			04/26/19 14:13	1
Chloroform	ND		0.20		ug/L			04/26/19 14:13	1
Chloromethane	ND		0.50		ug/L			04/26/19 14:13	1
cis-1,2-Dichloroethene	ND		0.20		ug/L			04/26/19 14:13	1
cis-1,3-Dichloropropene	ND		0.20		ug/L			04/26/19 14:13	1
Dibromochloromethane	ND		0.20		ug/L			04/26/19 14:13	1
Dibromomethane	ND		0.20		ug/L			04/26/19 14:13	1
Ethylbenzene	ND		0.20		ug/L			04/26/19 14:13	1
m,p-Xylene	ND		0.50		ug/L			04/26/19 14:13	1
Methyl iodide	ND		0.50		ug/L			04/26/19 14:13	1
Methylene Chloride	ND		5.0		ug/L			04/26/19 14:13	1
o-Xylene	ND		0.50		ug/L			04/26/19 14:13	1
Styrene	ND		0.50		ug/L			04/26/19 14:13	1
Tetrachloroethene	ND		0.50		ug/L			04/26/19 14:13	1
Toluene	ND		0.20		ug/L			04/26/19 14:13	1
trans-1,2-Dichloroethene	ND		0.20		ug/L			04/26/19 14:13	1
trans-1,3-Dichloropropene	ND		0.20		ug/L			04/26/19 14:13	1
trans-1,4-Dichloro-2-butene	ND		2.0		ug/L			04/26/19 14:13	1
Trichloroethene	ND		0.20		ug/L			04/26/19 14:13	1
Trichlorofluoromethane	ND		0.50		ug/L			04/26/19 14:13	1
Vinyl acetate	ND		1.0		ug/L			04/26/19 14:13	1
Vinyl chloride	ND		0.020		ug/L			04/26/19 14:13	1

Eurofins TestAmerica, Seattle

QC Sample Results

Client: SCS Engineers
Project/Site: CSWF (Island Co.)

Job ID: 580-85662-1

Method: 8260C - Volatile Organic Compounds (GC/MS) (Continued)

Lab Sample ID: MB 580-299452/7
Matrix: Water
Analysis Batch: 299452

Client Sample ID: Method Blank
Prep Type: Total/NA

Surrogate	MB MB		Limits	Prepared	Analyzed	Dil Fac
	%Recovery	Qualifier				
1,2-Dichloroethane-d4 (Surr)	112		80 - 120		04/26/19 14:13	1
4-Bromofluorobenzene (Surr)	105		80 - 120		04/26/19 14:13	1
Dibromofluoromethane (Surr)	101		80 - 120		04/26/19 14:13	1
Toluene-d8 (Surr)	101		75 - 125		04/26/19 14:13	1
Trifluorotoluene (Surr)	93		80 - 120		04/26/19 14:13	1

Lab Sample ID: LCS 580-299452/4
Matrix: Water
Analysis Batch: 299452

Client Sample ID: Lab Control Sample
Prep Type: Total/NA

Analyte	Spike Added	LCS Result	LCS Qualifier	Unit	D	%Rec	%Rec. Limits
1,1,1-Trichloroethane	5.00	4.84		ug/L		97	74 - 137
1,1,2,2-Tetrachloroethane	5.00	4.56		ug/L		91	69 - 147
1,1,2-Trichloroethane	5.00	4.91		ug/L		98	80 - 127
1,1-Dichloroethane	5.00	4.90		ug/L		98	80 - 135
1,1-Dichloroethene	5.00	4.54		ug/L		91	71 - 134
1,2,3-Trichloropropane	5.00	4.61		ug/L		92	80 - 127
1,2-Dibromo-3-Chloropropane	5.00	4.40		ug/L		88	69 - 130
1,2-Dibromoethane	5.00	4.74		ug/L		95	80 - 126
1,2-Dichlorobenzene	5.00	4.68		ug/L		94	80 - 129
1,2-Dichloroethane	5.00	4.74		ug/L		95	80 - 130
1,2-Dichloropropane	5.00	5.13		ug/L		103	80 - 130
1,4-Dichlorobenzene	5.00	5.40		ug/L		108	80 - 129
2-Butanone	25.0	22.0		ug/L		88	64 - 144
2-Hexanone	25.0	26.5		ug/L		106	77 - 144
4-Methyl-2-pentanone	25.0	24.2		ug/L		97	78 - 137
Acetone	25.0	23.1		ug/L		93	43 - 150
Acrylonitrile	50.0	47.9		ug/L		96	67 - 148
Benzene	5.00	4.75		ug/L		95	73 - 133
Bromochloromethane	5.00	5.05		ug/L		101	79 - 131
Bromodichloromethane	5.00	4.75		ug/L		95	80 - 131
Bromoform	5.00	4.36		ug/L		87	69 - 125
Bromomethane	5.00	4.47		ug/L		89	61 - 141
Carbon disulfide	5.00	4.61		ug/L		92	65 - 138
Carbon tetrachloride	5.00	4.82		ug/L		96	71 - 140
Chlorobenzene	5.00	4.98		ug/L		100	80 - 129
Chloroethane	5.00	5.51		ug/L		110	58 - 150
Chloroform	5.00	4.94		ug/L		99	80 - 130
Chloromethane	5.00	4.73		ug/L		95	61 - 143
cis-1,2-Dichloroethene	5.00	4.96		ug/L		99	79 - 130
cis-1,3-Dichloropropene	5.00	4.90		ug/L		98	79 - 132
Dibromochloromethane	5.00	4.79		ug/L		96	76 - 131
Dibromomethane	5.00	4.74		ug/L		95	76 - 129
Ethylbenzene	5.00	5.09		ug/L		102	74 - 138
m,p-Xylene	5.00	5.11		ug/L		102	73 - 130
Methyl iodide	5.00	4.62		ug/L		92	76 - 133
Methylene Chloride	5.00	4.67	J	ug/L		93	75 - 134

Eurofins TestAmerica, Seattle

QC Sample Results

Client: SCS Engineers
Project/Site: CSWF (Island Co.)

Job ID: 580-85662-1

Method: 8260C - Volatile Organic Compounds (GC/MS) (Continued)

Lab Sample ID: LCS 580-299452/4
Matrix: Water
Analysis Batch: 299452

Client Sample ID: Lab Control Sample
Prep Type: Total/NA

Analyte	Spike Added	LCS Result	LCS Qualifier	Unit	D	%Rec	%Rec. Limits
o-Xylene	5.00	5.10		ug/L		102	80 - 139
Styrene	5.00	4.88		ug/L		98	74 - 136
Tetrachloroethene	5.00	4.95		ug/L		99	75 - 131
Toluene	5.00	5.00		ug/L		100	80 - 126
trans-1,2-Dichloroethene	5.00	4.62		ug/L		92	75 - 133
trans-1,3-Dichloropropene	5.00	4.74		ug/L		95	78 - 128
trans-1,4-Dichloro-2-butene	5.00	4.24		ug/L		85	20 - 150
Trichloroethene	5.00	4.88		ug/L		98	72 - 136
Trichlorofluoromethane	5.00	4.48		ug/L		90	60 - 139
Vinyl acetate	12.5	11.4		ug/L		91	22 - 150
Vinyl chloride	5.00	4.81		ug/L		96	59 - 140

Surrogate	LCS %Recovery	LCS Qualifier	Limits
1,2-Dichloroethane-d4 (Surr)	99		80 - 120
4-Bromofluorobenzene (Surr)	101		80 - 120
Dibromofluoromethane (Surr)	100		80 - 120
Toluene-d8 (Surr)	99		75 - 125
Trifluorotoluene (Surr)	96		80 - 120

Lab Sample ID: LCSD 580-299452/5
Matrix: Water
Analysis Batch: 299452

Client Sample ID: Lab Control Sample Dup
Prep Type: Total/NA

Analyte	Spike Added	LCSD Result	LCSD Qualifier	Unit	D	%Rec	%Rec. Limits	RPD	RPD Limit
1,1,1,2-Tetrachloroethane	5.00	4.73		ug/L		95	79 - 139	1	20
1,1,1-Trichloroethane	5.00	4.72		ug/L		94	74 - 137	2	20
1,1,2,2-Tetrachloroethane	5.00	4.68		ug/L		94	69 - 147	3	16
1,1,2-Trichloroethane	5.00	4.98		ug/L		100	80 - 127	1	19
1,1-Dichloroethane	5.00	4.75		ug/L		95	80 - 135	3	20
1,1-Dichloroethene	5.00	4.39		ug/L		88	71 - 134	3	28
1,2,3-Trichloropropane	5.00	4.70		ug/L		94	80 - 127	2	20
1,2-Dibromo-3-Chloropropane	5.00	4.31		ug/L		86	69 - 130	2	20
1,2-Dibromoethane	5.00	4.71		ug/L		94	80 - 126	1	20
1,2-Dichlorobenzene	5.00	4.74		ug/L		95	80 - 129	1	14
1,2-Dichloroethane	5.00	4.71		ug/L		94	80 - 130	1	15
1,2-Dichloropropane	5.00	5.20		ug/L		104	80 - 130	1	20
1,4-Dichlorobenzene	5.00	5.52		ug/L		110	80 - 129	2	11
2-Butanone	25.0	21.9		ug/L		88	64 - 144	1	29
2-Hexanone	25.0	25.3		ug/L		101	77 - 144	4	21
4-Methyl-2-pentanone	25.0	23.3		ug/L		93	78 - 137	4	19
Acetone	25.0	22.2		ug/L		89	43 - 150	4	35
Acrylonitrile	50.0	46.4		ug/L		93	67 - 148	3	23
Benzene	5.00	4.70		ug/L		94	73 - 133	1	20
Bromochloromethane	5.00	4.95		ug/L		99	79 - 131	2	20
Bromodichloromethane	5.00	4.89		ug/L		98	80 - 131	3	20
Bromoform	5.00	4.20		ug/L		84	69 - 125	4	20
Bromomethane	5.00	4.29		ug/L		86	61 - 141	4	31
Carbon disulfide	5.00	4.43		ug/L		89	65 - 138	4	23

Eurofins TestAmerica, Seattle

QC Sample Results

Client: SCS Engineers
Project/Site: CSWF (Island Co.)

Job ID: 580-85662-1

Method: 8260C - Volatile Organic Compounds (GC/MS) (Continued)

Lab Sample ID: LCSD 580-299452/5
Matrix: Water
Analysis Batch: 299452

Client Sample ID: Lab Control Sample Dup
Prep Type: Total/NA

Analyte	Spike Added	LCSD Result	LCSD Qualifier	Unit	D	%Rec	%Rec. Limits	RPD	RPD Limit
Carbon tetrachloride	5.00	4.68		ug/L		94	71 - 140	3	21
Chlorobenzene	5.00	4.95		ug/L		99	80 - 129	1	12
Chloroethane	5.00	5.22		ug/L		104	58 - 150	5	35
Chloroform	5.00	4.80		ug/L		96	80 - 130	3	20
Chloromethane	5.00	4.58		ug/L		92	61 - 143	3	31
cis-1,2-Dichloroethene	5.00	4.82		ug/L		96	79 - 130	3	20
cis-1,3-Dichloropropene	5.00	4.90		ug/L		98	79 - 132	0	22
Dibromochloromethane	5.00	4.76		ug/L		95	76 - 131	1	20
Dibromomethane	5.00	4.61		ug/L		92	76 - 129	3	20
Ethylbenzene	5.00	5.08		ug/L		102	74 - 138	0	20
m,p-Xylene	5.00	5.06		ug/L		101	73 - 130	1	20
Methyl iodide	5.00	4.49		ug/L		90	76 - 133	3	15
Methylene Chloride	5.00	4.50	J	ug/L		90	75 - 134	4	29
o-Xylene	5.00	4.99		ug/L		100	80 - 139	2	20
Styrene	5.00	4.86		ug/L		97	74 - 136	0	20
Tetrachloroethene	5.00	4.91		ug/L		98	75 - 131	1	20
Toluene	5.00	5.06		ug/L		101	80 - 126	1	20
trans-1,2-Dichloroethene	5.00	4.44		ug/L		89	75 - 133	4	27
trans-1,3-Dichloropropene	5.00	4.73		ug/L		95	78 - 128	0	21
trans-1,4-Dichloro-2-butene	5.00	4.23		ug/L		85	20 - 150	0	20
Trichloroethene	5.00	4.78		ug/L		96	72 - 136	2	20
Trichlorofluoromethane	5.00	4.29		ug/L		86	60 - 139	4	31
Vinyl acetate	12.5	10.8		ug/L		86	22 - 150	5	35
Vinyl chloride	5.00	4.51		ug/L		90	59 - 140	6	30

Surrogate	LCSD %Recovery	LCSD Qualifier	LCSD Limits
1,2-Dichloroethane-d4 (Surr)	98		80 - 120
4-Bromofluorobenzene (Surr)	99		80 - 120
Dibromofluoromethane (Surr)	99		80 - 120
Toluene-d8 (Surr)	100		75 - 125
Trifluorotoluene (Surr)	102		80 - 120

Lab Sample ID: MB 580-299593/7
Matrix: Water
Analysis Batch: 299593

Client Sample ID: Method Blank
Prep Type: Total/NA

Analyte	MB Result	MB Qualifier	RL	MDL	Unit	D	Prepared	Analyzed	Dil Fac
1,1,1,2-Tetrachloroethane	ND		0.30		ug/L			04/30/19 13:33	1
1,1,1-Trichloroethane	ND		0.20		ug/L			04/30/19 13:33	1
1,1,2,2-Tetrachloroethane	ND		0.20		ug/L			04/30/19 13:33	1
1,1,2-Trichloroethane	ND		0.20		ug/L			04/30/19 13:33	1
1,1-Dichloroethane	ND		0.20		ug/L			04/30/19 13:33	1
1,1-Dichloroethene	ND		0.20		ug/L			04/30/19 13:33	1
1,2,3-Trichloropropane	ND		0.20		ug/L			04/30/19 13:33	1
1,2-Dibromo-3-Chloropropane	ND		2.0		ug/L			04/30/19 13:33	1
1,2-Dibromoethane	ND		0.10		ug/L			04/30/19 13:33	1
1,2-Dichlorobenzene	ND		0.30		ug/L			04/30/19 13:33	1
1,2-Dichloroethane	ND		0.20		ug/L			04/30/19 13:33	1

Eurofins TestAmerica, Seattle

QC Sample Results

Client: SCS Engineers
Project/Site: CSWF (Island Co.)

Job ID: 580-85662-1

Method: 8260C - Volatile Organic Compounds (GC/MS) (Continued)

Lab Sample ID: MB 580-299593/7
Matrix: Water
Analysis Batch: 299593

Client Sample ID: Method Blank
Prep Type: Total/NA

Analyte	MB Result	MB Qualifier	RL	MDL	Unit	D	Prepared	Analyzed	Dil Fac
1,2-Dichloropropane	ND		0.20		ug/L			04/30/19 13:33	1
1,4-Dichlorobenzene	ND		0.30		ug/L			04/30/19 13:33	1
2-Butanone	ND		10		ug/L			04/30/19 13:33	1
2-Hexanone	ND		3.0		ug/L			04/30/19 13:33	1
4-Methyl-2-pentanone	ND		5.0		ug/L			04/30/19 13:33	1
Acetone	ND		6.0		ug/L			04/30/19 13:33	1
Acrylonitrile	ND		10		ug/L			04/30/19 13:33	1
Benzene	ND		0.20		ug/L			04/30/19 13:33	1
Bromochloromethane	ND		0.20		ug/L			04/30/19 13:33	1
Bromodichloromethane	ND		0.20		ug/L			04/30/19 13:33	1
Bromoform	ND		0.50		ug/L			04/30/19 13:33	1
Bromomethane	ND		0.50		ug/L			04/30/19 13:33	1
Carbon disulfide	ND		0.30		ug/L			04/30/19 13:33	1
Carbon tetrachloride	ND		0.20		ug/L			04/30/19 13:33	1
Chlorobenzene	ND		0.20		ug/L			04/30/19 13:33	1
Chloroethane	ND		0.50		ug/L			04/30/19 13:33	1
Chloroform	ND		0.20		ug/L			04/30/19 13:33	1
Chloromethane	ND		0.50		ug/L			04/30/19 13:33	1
cis-1,2-Dichloroethene	ND		0.20		ug/L			04/30/19 13:33	1
cis-1,3-Dichloropropene	ND		0.20		ug/L			04/30/19 13:33	1
Dibromochloromethane	ND		0.20		ug/L			04/30/19 13:33	1
Dibromomethane	ND		0.20		ug/L			04/30/19 13:33	1
Ethylbenzene	ND		0.20		ug/L			04/30/19 13:33	1
m,p-Xylene	ND		0.50		ug/L			04/30/19 13:33	1
Methyl iodide	ND		0.50		ug/L			04/30/19 13:33	1
Methylene Chloride	ND		5.0		ug/L			04/30/19 13:33	1
o-Xylene	ND		0.50		ug/L			04/30/19 13:33	1
Styrene	ND		0.50		ug/L			04/30/19 13:33	1
Tetrachloroethene	ND		0.50		ug/L			04/30/19 13:33	1
Toluene	ND		0.20		ug/L			04/30/19 13:33	1
trans-1,2-Dichloroethene	ND		0.20		ug/L			04/30/19 13:33	1
trans-1,3-Dichloropropene	ND		0.20		ug/L			04/30/19 13:33	1
trans-1,4-Dichloro-2-butene	ND		2.0		ug/L			04/30/19 13:33	1
Trichloroethene	ND		0.20		ug/L			04/30/19 13:33	1
Trichlorofluoromethane	ND		0.50		ug/L			04/30/19 13:33	1
Vinyl acetate	ND		1.0		ug/L			04/30/19 13:33	1
Vinyl chloride	ND		0.020		ug/L			04/30/19 13:33	1

Surrogate	MB %Recovery	MB Qualifier	Limits	Prepared	Analyzed	Dil Fac
1,2-Dichloroethane-d4 (Surr)	112		80 - 120		04/30/19 13:33	1
4-Bromofluorobenzene (Surr)	105		80 - 120		04/30/19 13:33	1
Dibromofluoromethane (Surr)	101		80 - 120		04/30/19 13:33	1
Toluene-d8 (Surr)	101		75 - 125		04/30/19 13:33	1
Trifluorotoluene (Surr)	94		80 - 120		04/30/19 13:33	1

Eurofins TestAmerica, Seattle

QC Sample Results

Client: SCS Engineers
Project/Site: CSWF (Island Co.)

Job ID: 580-85662-1

Method: 8260C - Volatile Organic Compounds (GC/MS) (Continued)

Lab Sample ID: LCS 580-299593/4

Matrix: Water

Analysis Batch: 299593

Client Sample ID: Lab Control Sample

Prep Type: Total/NA

Analyte	Spike Added	LCS Result	LCS Qualifier	Unit	D	%Rec	%Rec. Limits
1,1,1,2-Tetrachloroethane	5.00	5.22		ug/L		104	79 - 139
1,1,1-Trichloroethane	5.00	5.39		ug/L		108	74 - 137
1,1,2,2-Tetrachloroethane	5.00	5.00		ug/L		100	69 - 147
1,1,2-Trichloroethane	5.00	5.13		ug/L		103	80 - 127
1,1-Dichloroethane	5.00	5.49		ug/L		110	80 - 135
1,1-Dichloroethene	5.00	5.25		ug/L		105	71 - 134
1,2,3-Trichloropropane	5.00	5.02		ug/L		100	80 - 127
1,2-Dibromo-3-Chloropropane	5.00	4.49		ug/L		90	69 - 130
1,2-Dibromoethane	5.00	5.10		ug/L		102	80 - 126
1,2-Dichlorobenzene	5.00	5.06		ug/L		101	80 - 129
1,2-Dichloroethane	5.00	5.09		ug/L		102	80 - 130
1,2-Dichloropropane	5.00	5.41		ug/L		108	80 - 130
1,4-Dichlorobenzene	5.00	5.87		ug/L		117	80 - 129
2-Butanone	25.0	24.0		ug/L		96	64 - 144
2-Hexanone	25.0	28.6		ug/L		114	77 - 144
4-Methyl-2-pentanone	25.0	26.2		ug/L		105	78 - 137
Acetone	25.0	28.0		ug/L		112	43 - 150
Acrylonitrile	50.0	53.6		ug/L		107	67 - 148
Benzene	5.00	5.12		ug/L		102	73 - 133
Bromochloromethane	5.00	5.55		ug/L		111	79 - 131
Bromodichloromethane	5.00	5.03		ug/L		101	80 - 131
Bromoform	5.00	4.80		ug/L		96	69 - 125
Bromomethane	5.00	5.07		ug/L		101	61 - 141
Carbon disulfide	5.00	5.36		ug/L		107	65 - 138
Carbon tetrachloride	5.00	5.35		ug/L		107	71 - 140
Chlorobenzene	5.00	5.27		ug/L		105	80 - 129
Chloroethane	5.00	5.16		ug/L		103	58 - 150
Chloroform	5.00	5.41		ug/L		108	80 - 130
Chloromethane	5.00	5.77		ug/L		115	61 - 143
cis-1,2-Dichloroethene	5.00	5.51		ug/L		110	79 - 130
cis-1,3-Dichloropropene	5.00	5.11		ug/L		102	79 - 132
Dibromochloromethane	5.00	5.08		ug/L		102	76 - 131
Dibromomethane	5.00	4.99		ug/L		100	76 - 129
Ethylbenzene	5.00	5.42		ug/L		108	74 - 138
m,p-Xylene	5.00	5.46		ug/L		109	73 - 130
Methyl iodide	5.00	5.30		ug/L		106	76 - 133
Methylene Chloride	5.00	4.96	J	ug/L		99	75 - 134
o-Xylene	5.00	5.47		ug/L		109	80 - 139
Styrene	5.00	5.28		ug/L		106	74 - 136
Tetrachloroethene	5.00	5.28		ug/L		106	75 - 131
Toluene	5.00	5.23		ug/L		105	80 - 126
trans-1,2-Dichloroethene	5.00	5.21		ug/L		104	75 - 133
trans-1,3-Dichloropropene	5.00	4.96		ug/L		99	78 - 128
trans-1,4-Dichloro-2-butene	5.00	4.83		ug/L		97	20 - 150
Trichloroethene	5.00	5.23		ug/L		105	72 - 136
Trichlorofluoromethane	5.00	5.13		ug/L		103	60 - 139
Vinyl acetate	12.5	12.1		ug/L		96	22 - 150
Vinyl chloride	5.00	5.44		ug/L		109	59 - 140

Eurofins TestAmerica, Seattle

QC Sample Results

Client: SCS Engineers
Project/Site: CSWF (Island Co.)

Job ID: 580-85662-1

Method: 8260C - Volatile Organic Compounds (GC/MS) (Continued)

Lab Sample ID: LCS 580-299593/4

Matrix: Water

Analysis Batch: 299593

Client Sample ID: Lab Control Sample

Prep Type: Total/NA

Surrogate	LCS %Recovery	LCS Qualifier	Limits
1,2-Dichloroethane-d4 (Surr)	100		80 - 120
4-Bromofluorobenzene (Surr)	102		80 - 120
Dibromofluoromethane (Surr)	103		80 - 120
Toluene-d8 (Surr)	98		75 - 125
Trifluorotoluene (Surr)	96		80 - 120

Lab Sample ID: LCSD 580-299593/5

Matrix: Water

Analysis Batch: 299593

Client Sample ID: Lab Control Sample Dup

Prep Type: Total/NA

Analyte	Spike Added	LCSD Result	LCSD Qualifier	Unit	D	%Rec	%Rec. Limits	RPD	RPD Limit
1,1,1,2-Tetrachloroethane	5.00	4.98		ug/L		100	79 - 139	5	20
1,1,1-Trichloroethane	5.00	5.04		ug/L		101	74 - 137	7	20
1,1,2,2-Tetrachloroethane	5.00	4.84		ug/L		97	69 - 147	3	16
1,1,2-Trichloroethane	5.00	5.17		ug/L		103	80 - 127	1	19
1,1-Dichloroethane	5.00	5.10		ug/L		102	80 - 135	7	20
1,1-Dichloroethene	5.00	4.76		ug/L		95	71 - 134	10	28
1,2,3-Trichloropropane	5.00	4.85		ug/L		97	80 - 127	3	20
1,2-Dibromo-3-Chloropropane	5.00	4.85		ug/L		97	69 - 130	8	20
1,2-Dibromoethane	5.00	5.00		ug/L		100	80 - 126	2	20
1,2-Dichlorobenzene	5.00	4.79		ug/L		96	80 - 129	5	14
1,2-Dichloroethane	5.00	5.02		ug/L		100	80 - 130	1	15
1,2-Dichloropropane	5.00	5.41		ug/L		108	80 - 130	0	20
1,4-Dichlorobenzene	5.00	5.57		ug/L		111	80 - 129	5	11
2-Butanone	25.0	24.5		ug/L		98	64 - 144	2	29
2-Hexanone	25.0	28.6		ug/L		114	77 - 144	0	21
4-Methyl-2-pentanone	25.0	25.9		ug/L		104	78 - 137	1	19
Acetone	25.0	26.6		ug/L		106	43 - 150	5	35
Acrylonitrile	50.0	51.4		ug/L		103	67 - 148	4	23
Benzene	5.00	4.99		ug/L		100	73 - 133	3	20
Bromochloromethane	5.00	5.32		ug/L		106	79 - 131	4	20
Bromodichloromethane	5.00	5.15		ug/L		103	80 - 131	2	20
Bromoform	5.00	4.58		ug/L		92	69 - 125	5	20
Bromomethane	5.00	4.68		ug/L		94	61 - 141	8	31
Carbon disulfide	5.00	4.91		ug/L		98	65 - 138	9	23
Carbon tetrachloride	5.00	4.98		ug/L		100	71 - 140	7	21
Chlorobenzene	5.00	5.14		ug/L		103	80 - 129	3	12
Chloroethane	5.00	4.78		ug/L		96	58 - 150	8	35
Chloroform	5.00	5.08		ug/L		102	80 - 130	6	20
Chloromethane	5.00	4.52		ug/L		90	61 - 143	24	31
cis-1,2-Dichloroethene	5.00	5.15		ug/L		103	79 - 130	7	20
cis-1,3-Dichloropropene	5.00	5.14		ug/L		103	79 - 132	1	22
Dibromochloromethane	5.00	5.02		ug/L		100	76 - 131	1	20
Dibromomethane	5.00	4.94		ug/L		99	76 - 129	1	20
Ethylbenzene	5.00	5.19		ug/L		104	74 - 138	4	20
m,p-Xylene	5.00	5.19		ug/L		104	73 - 130	5	20
Methyl iodide	5.00	4.87		ug/L		97	76 - 133	8	15
Methylene Chloride	5.00	4.60	J	ug/L		92	75 - 134	8	29

Eurofins TestAmerica, Seattle

QC Sample Results

Client: SCS Engineers
Project/Site: CSWF (Island Co.)

Job ID: 580-85662-1

Method: 8260C - Volatile Organic Compounds (GC/MS) (Continued)

Lab Sample ID: LCSD 580-299593/5
Matrix: Water
Analysis Batch: 299593

Client Sample ID: Lab Control Sample Dup
Prep Type: Total/NA

Analyte	Spike Added	LCSD Result	LCSD Qualifier	Unit	D	%Rec	%Rec. Limits	RPD	RPD Limit
o-Xylene	5.00	5.20		ug/L		104	80 - 139	5	20
Styrene	5.00	5.00		ug/L		100	74 - 136	5	20
Tetrachloroethene	5.00	5.15		ug/L		103	75 - 131	2	20
Toluene	5.00	5.18		ug/L		104	80 - 126	1	20
trans-1,2-Dichloroethene	5.00	4.78		ug/L		96	75 - 133	9	27
trans-1,3-Dichloropropene	5.00	5.00		ug/L		100	78 - 128	1	21
trans-1,4-Dichloro-2-butene	5.00	4.64		ug/L		93	20 - 150	4	20
Trichloroethene	5.00	5.03		ug/L		101	72 - 136	4	20
Trichlorofluoromethane	5.00	4.71		ug/L		94	60 - 139	8	31
Vinyl acetate	12.5	12.1		ug/L		97	22 - 150	0	35
Vinyl chloride	5.00	4.53		ug/L		91	59 - 140	18	30

Surrogate	LCSD %Recovery	LCSD Qualifier	LCSD Limits
1,2-Dichloroethane-d4 (Surr)	100		80 - 120
4-Bromofluorobenzene (Surr)	101		80 - 120
Dibromofluoromethane (Surr)	100		80 - 120
Toluene-d8 (Surr)	99		75 - 125
Trifluorotoluene (Surr)	95		80 - 120

Method: 6010C - Metals (ICP)

Lab Sample ID: MB 580-300007/24-A
Matrix: Water
Analysis Batch: 300165

Client Sample ID: Method Blank
Prep Type: Total Recoverable
Prep Batch: 300007

Analyte	MB Result	MB Qualifier	RL	MDL	Unit	D	Prepared	Analyzed	Dil Fac
Calcium	ND		1.1		mg/L		05/06/19 09:31	05/07/19 15:46	1
Iron	ND		0.30		mg/L		05/06/19 09:31	05/07/19 15:46	1
Magnesium	ND		1.1		mg/L		05/06/19 09:31	05/07/19 15:46	1
Manganese	ND		0.020		mg/L		05/06/19 09:31	05/07/19 15:46	1
Potassium	ND		3.3		mg/L		05/06/19 09:31	05/07/19 15:46	1
Sodium	ND		2.0		mg/L		05/06/19 09:31	05/07/19 15:46	1

Lab Sample ID: LCS 580-300007/25-A
Matrix: Water
Analysis Batch: 300165

Client Sample ID: Lab Control Sample
Prep Type: Total Recoverable
Prep Batch: 300007

Analyte	Spike Added	LCS Result	LCS Qualifier	Unit	D	%Rec	%Rec. Limits
Calcium	20.0	21.2		mg/L		106	80 - 120
Iron	20.0	22.3		mg/L		112	80 - 120
Magnesium	20.0	22.0		mg/L		110	80 - 120
Manganese	1.00	1.07		mg/L		107	80 - 120
Potassium	20.0	20.3		mg/L		102	80 - 120
Sodium	20.0	20.7		mg/L		103	80 - 120

Eurofins TestAmerica, Seattle

QC Sample Results

Client: SCS Engineers
Project/Site: CSWF (Island Co.)

Job ID: 580-85662-1

Method: 6010C - Metals (ICP) (Continued)

Lab Sample ID: LCSD 580-300007/26-A
Matrix: Water
Analysis Batch: 300165

Client Sample ID: Lab Control Sample Dup
Prep Type: Total Recoverable
Prep Batch: 300007

Analyte	Spike Added	LCSD Result	LCSD Qualifier	Unit	D	%Rec	Limits	RPD	Limit
Calcium	20.0	20.4		mg/L		102	80 - 120	4	20
Iron	20.0	21.3		mg/L		107	80 - 120	5	20
Magnesium	20.0	21.2		mg/L		106	80 - 120	4	20
Manganese	1.00	1.03		mg/L		103	80 - 120	4	20
Potassium	20.0	19.5		mg/L		98	80 - 120	4	20
Sodium	20.0	19.8		mg/L		99	80 - 120	4	20

Lab Sample ID: 580-85662-1 MS
Matrix: Water
Analysis Batch: 300165

Client Sample ID: 0419-01
Prep Type: Dissolved
Prep Batch: 300007

Analyte	Sample Result	Sample Qualifier	Spike Added	MS Result	MS Qualifier	Unit	D	%Rec	Limits	RPD	Limit
Calcium	75		20.0	94.2		mg/L		95	75 - 125		
Iron	ND		20.0	22.2		mg/L		111	75 - 125		
Magnesium	30		20.0	50.6		mg/L		105	75 - 125		
Manganese	0.029		1.00	1.09		mg/L		106	75 - 125		
Potassium	6.0		20.0	26.2		mg/L		101	75 - 125		
Sodium	21		20.0	41.4		mg/L		102	75 - 125		

Lab Sample ID: 580-85662-1 MSD
Matrix: Water
Analysis Batch: 300165

Client Sample ID: 0419-01
Prep Type: Dissolved
Prep Batch: 300007

Analyte	Sample Result	Sample Qualifier	Spike Added	MSD Result	MSD Qualifier	Unit	D	%Rec	Limits	RPD	Limit
Calcium	75		20.0	96.3		mg/L		106	75 - 125	2	20
Iron	ND		20.0	22.1		mg/L		111	75 - 125	0	20
Magnesium	30		20.0	51.4		mg/L		109	75 - 125	1	20
Manganese	0.029		1.00	1.09		mg/L		106	75 - 125	0	20
Potassium	6.0		20.0	26.7		mg/L		104	75 - 125	2	20
Sodium	21		20.0	42.8		mg/L		109	75 - 125	3	20

Lab Sample ID: 580-85662-1 DU
Matrix: Water
Analysis Batch: 300165

Client Sample ID: 0419-01
Prep Type: Dissolved
Prep Batch: 300007

Analyte	Sample Result	Sample Qualifier	DU Result	DU Qualifier	Unit	D	RPD	Limit
Calcium	75		72.9		mg/L		3	20
Iron	ND		ND		mg/L		NC	20
Magnesium	30		28.5		mg/L		4	20
Manganese	0.029		0.0272		mg/L		5	20
Potassium	6.0		5.81		mg/L		3	20
Sodium	21		21.1		mg/L		0.2	20

QC Sample Results

Client: SCS Engineers
Project/Site: CSWF (Island Co.)

Job ID: 580-85662-1

Method: 6020A - Metals (ICP/MS)

Lab Sample ID: MB 580-299972/22-A
Matrix: Water
Analysis Batch: 300077

Client Sample ID: Method Blank
Prep Type: Total Recoverable
Prep Batch: 299972

Analyte	MB Result	MB Qualifier	RL	MDL	Unit	D	Prepared	Analyzed	Dil Fac
Antimony	ND		0.00040		mg/L		05/03/19 15:19	05/06/19 17:20	1
Arsenic	ND		0.0010		mg/L		05/03/19 15:19	05/06/19 17:20	1
Barium	ND		0.0012		mg/L		05/03/19 15:19	05/06/19 17:20	1
Beryllium	ND		0.00040		mg/L		05/03/19 15:19	05/06/19 17:20	1
Cadmium	ND		0.00040		mg/L		05/03/19 15:19	05/06/19 17:20	1
Chromium	ND		0.00040		mg/L		05/03/19 15:19	05/06/19 17:20	1
Cobalt	ND		0.00040		mg/L		05/03/19 15:19	05/06/19 17:20	1
Copper	ND		0.0020		mg/L		05/03/19 15:19	05/06/19 17:20	1
Lead	ND		0.00080		mg/L		05/03/19 15:19	05/06/19 17:20	1
Nickel	ND		0.0030		mg/L		05/03/19 15:19	05/06/19 17:20	1
Selenium	ND		0.0080		mg/L		05/03/19 15:19	05/06/19 17:20	1
Silver	ND		0.00040		mg/L		05/03/19 15:19	05/06/19 17:20	1
Thallium	ND		0.0010		mg/L		05/03/19 15:19	05/06/19 17:20	1
Vanadium	ND		0.0040		mg/L		05/03/19 15:19	05/06/19 17:20	1
Zinc	ND		0.0070		mg/L		05/03/19 15:19	05/06/19 17:20	1

Lab Sample ID: LCS 580-299972/23-A
Matrix: Water
Analysis Batch: 300077

Client Sample ID: Lab Control Sample
Prep Type: Total Recoverable
Prep Batch: 299972

Analyte	Spike Added	LCS Result	LCS Qualifier	Unit	D	%Rec	%Rec. Limits
Antimony	1.00	0.933		mg/L		93	80 - 120
Arsenic	1.00	1.02		mg/L		102	80 - 120
Barium	1.00	0.989		mg/L		99	80 - 120
Beryllium	1.00	1.01		mg/L		101	80 - 120
Cadmium	1.00	0.989		mg/L		99	80 - 120
Chromium	1.00	1.01		mg/L		101	80 - 120
Cobalt	1.00	1.02		mg/L		102	80 - 120
Copper	1.00	1.01		mg/L		101	80 - 120
Lead	1.00	0.965		mg/L		96	80 - 120
Nickel	1.00	1.00		mg/L		100	80 - 120
Selenium	1.00	1.01		mg/L		101	80 - 120
Silver	1.00	1.01		mg/L		101	80 - 120
Thallium	1.00	0.910		mg/L		91	80 - 120
Vanadium	1.00	0.982		mg/L		98	80 - 120
Zinc	1.00	1.02		mg/L		102	80 - 120

Lab Sample ID: LCSD 580-299972/24-A
Matrix: Water
Analysis Batch: 300077

Client Sample ID: Lab Control Sample Dup
Prep Type: Total Recoverable
Prep Batch: 299972

Analyte	Spike Added	LCSD Result	LCSD Qualifier	Unit	D	%Rec	%Rec. Limits	RPD	Limit
Antimony	1.00	0.920		mg/L		92	80 - 120	1	20
Arsenic	1.00	0.974		mg/L		97	80 - 120	4	20
Barium	1.00	0.974		mg/L		97	80 - 120	2	20
Beryllium	1.00	1.00		mg/L		100	80 - 120	1	20
Cadmium	1.00	0.975		mg/L		97	80 - 120	1	20
Chromium	1.00	0.967		mg/L		97	80 - 120	5	20
Cobalt	1.00	0.961		mg/L		96	80 - 120	5	20

Eurofins TestAmerica, Seattle

QC Sample Results

Client: SCS Engineers
Project/Site: CSWF (Island Co.)

Job ID: 580-85662-1

Method: 6020A - Metals (ICP/MS) (Continued)

Lab Sample ID: LCSD 580-299972/24-A
Matrix: Water
Analysis Batch: 300077

Client Sample ID: Lab Control Sample Dup
Prep Type: Total Recoverable
Prep Batch: 299972

Analyte	Spike Added	LCSD Result	LCSD Qualifier	Unit	D	%Rec	%Rec. Limits	RPD	RPD Limit
Copper	1.00	0.991		mg/L		99	80 - 120	2	20
Lead	1.00	0.976		mg/L		98	80 - 120	1	20
Nickel	1.00	0.975		mg/L		97	80 - 120	3	20
Selenium	1.00	0.955		mg/L		96	80 - 120	6	20
Silver	1.00	0.996		mg/L		100	80 - 120	2	20
Thallium	1.00	0.947		mg/L		95	80 - 120	4	20
Vanadium	1.00	0.944		mg/L		94	80 - 120	4	20
Zinc	1.00	0.966		mg/L		97	80 - 120	6	20

Lab Sample ID: 580-85662-1 MS
Matrix: Water
Analysis Batch: 300077

Client Sample ID: 0419-01
Prep Type: Total Recoverable
Prep Batch: 299972

Analyte	Sample Result	Sample Qualifier	Spike Added	MS Result	MS Qualifier	Unit	D	%Rec	%Rec. Limits	RPD	RPD Limit
Antimony	ND		1.00	0.913		mg/L		91	80 - 120		
Arsenic	0.0089		1.00	1.02		mg/L		101	80 - 120		
Barium	0.029		1.00	1.02		mg/L		99	80 - 120		
Beryllium	ND		1.00	1.02		mg/L		102	80 - 120		
Cadmium	ND		1.00	1.00		mg/L		100	80 - 120		
Chromium	0.00084		1.00	1.03		mg/L		103	80 - 120		
Cobalt	ND		1.00	1.02		mg/L		102	80 - 120		
Copper	ND		1.00	1.03		mg/L		103	80 - 120		
Lead	ND		1.00	0.996		mg/L		100	80 - 120		
Nickel	ND		1.00	1.01		mg/L		101	80 - 120		
Selenium	ND		1.00	1.01		mg/L		101	80 - 120		
Silver	ND		1.00	1.01		mg/L		101	80 - 120		
Thallium	ND		1.00	0.959		mg/L		96	80 - 120		
Vanadium	0.011		1.00	1.06		mg/L		105	80 - 120		
Zinc	ND		1.00	1.00		mg/L		100	80 - 120		

Lab Sample ID: 580-85662-1 MSD
Matrix: Water
Analysis Batch: 300077

Client Sample ID: 0419-01
Prep Type: Total Recoverable
Prep Batch: 299972

Analyte	Sample Result	Sample Qualifier	Spike Added	MSD Result	MSD Qualifier	Unit	D	%Rec	%Rec. Limits	RPD	RPD Limit
Antimony	ND		1.00	0.943		mg/L		94	80 - 120	3	20
Arsenic	0.0089		1.00	1.06		mg/L		105	80 - 120	4	20
Barium	0.029		1.00	1.03		mg/L		100	80 - 120	0	20
Beryllium	ND		1.00	1.02		mg/L		102	80 - 120	0	20
Cadmium	ND		1.00	1.01		mg/L		101	80 - 120	1	20
Chromium	0.00084		1.00	1.04		mg/L		104	80 - 120	1	20
Cobalt	ND		1.00	1.04		mg/L		104	80 - 120	3	20
Copper	ND		1.00	1.05		mg/L		105	80 - 120	1	20
Lead	ND		1.00	0.987		mg/L		99	80 - 120	1	20
Nickel	ND		1.00	1.02		mg/L		102	80 - 120	1	20
Selenium	ND		1.00	1.04		mg/L		104	80 - 120	3	20
Silver	ND		1.00	1.03		mg/L		103	80 - 120	2	20
Thallium	ND		1.00	0.947		mg/L		95	80 - 120	1	20
Vanadium	0.011		1.00	1.07		mg/L		106	80 - 120	1	20

Eurofins TestAmerica, Seattle

QC Sample Results

Client: SCS Engineers
Project/Site: CSWF (Island Co.)

Job ID: 580-85662-1

Method: 6020A - Metals (ICP/MS) (Continued)

Lab Sample ID: 580-85662-1 MSD
Matrix: Water
Analysis Batch: 300077

Client Sample ID: 0419-01
Prep Type: Total Recoverable
Prep Batch: 299972

Analyte	Sample Result	Sample Qualifier	Spike Added	MSD Result	MSD Qualifier	Unit	D	%Rec	%Rec. Limits	RPD	RPD Limit
Zinc	ND		1.00	1.05		mg/L		105	80 - 120	4	20

Lab Sample ID: 580-85662-1 DU
Matrix: Water
Analysis Batch: 300077

Client Sample ID: 0419-01
Prep Type: Total Recoverable
Prep Batch: 299972

Analyte	Sample Result	Sample Qualifier	DU Result	DU Qualifier	Unit	D	RPD	RPD Limit
Antimony	ND		ND		mg/L		NC	20
Arsenic	0.0089		0.00905		mg/L		2	20
Barium	0.029		0.0307		mg/L		7	20
Beryllium	ND		ND		mg/L		NC	20
Cadmium	ND		ND		mg/L		NC	20
Chromium	0.00084		0.000710		mg/L		16	20
Cobalt	ND		ND		mg/L		NC	20
Copper	ND		ND		mg/L		NC	20
Lead	ND		ND		mg/L		NC	20
Nickel	ND		ND		mg/L		NC	20
Selenium	ND		ND		mg/L		NC	20
Silver	ND		ND		mg/L		NC	20
Thallium	ND		ND		mg/L		NC	20
Vanadium	0.011		0.00823	F5	mg/L		26	20
Zinc	ND		ND		mg/L		NC	20

Method: 300.0 - Anions, Ion Chromatography

Lab Sample ID: MB 580-299316/33
Matrix: Water
Analysis Batch: 299316

Client Sample ID: Method Blank
Prep Type: Total/NA

Analyte	MB Result	MB Qualifier	RL	MDL	Unit	D	Prepared	Analyzed	Dil Fac
Nitrate Nitrite as N	ND		0.40		mg/L			04/24/19 16:01	1

Lab Sample ID: LCS 580-299316/34
Matrix: Water
Analysis Batch: 299316

Client Sample ID: Lab Control Sample
Prep Type: Total/NA

Analyte	Spike Added	LCS Result	LCS Qualifier	Unit	D	%Rec	%Rec. Limits
Nitrate Nitrite as N	10.0	10.2		mg/L		102	90 - 110

Lab Sample ID: LCSD 580-299316/35
Matrix: Water
Analysis Batch: 299316

Client Sample ID: Lab Control Sample Dup
Prep Type: Total/NA

Analyte	Spike Added	LCSD Result	LCSD Qualifier	Unit	D	%Rec	%Rec. Limits	RPD	RPD Limit
Nitrate Nitrite as N	10.0	10.2		mg/L		102	90 - 110	0	15

QC Sample Results

Client: SCS Engineers
Project/Site: CSWF (Island Co.)

Job ID: 580-85662-1

Method: 300.0 - Anions, Ion Chromatography (Continued)

Lab Sample ID: 580-85662-10 MS
Matrix: Water
Analysis Batch: 299316

Client Sample ID: 0419-10
Prep Type: Total/NA

Analyte	Sample Result	Sample Qualifier	Spike Added	MS Result	MS Qualifier	Unit	D	%Rec	%Rec. Limits
Nitrate Nitrite as N	ND		10.0	10.4		mg/L		104	90 - 110

Lab Sample ID: 580-85662-10 MSD
Matrix: Water
Analysis Batch: 299316

Client Sample ID: 0419-10
Prep Type: Total/NA

Analyte	Sample Result	Sample Qualifier	Spike Added	MSD Result	MSD Qualifier	Unit	D	%Rec	%Rec. Limits	RPD	RPD Limit
Nitrate Nitrite as N	ND		10.0	10.4		mg/L		104	90 - 110	0	15

Lab Sample ID: 580-85662-18 MS
Matrix: Water
Analysis Batch: 299316

Client Sample ID: 0419-21
Prep Type: Total/NA

Analyte	Sample Result	Sample Qualifier	Spike Added	MS Result	MS Qualifier	Unit	D	%Rec	%Rec. Limits
Nitrate Nitrite as N	ND	F1	10.0	6.93	F1	mg/L		69	90 - 110

Lab Sample ID: 580-85662-18 MSD
Matrix: Water
Analysis Batch: 299316

Client Sample ID: 0419-21
Prep Type: Total/NA

Analyte	Sample Result	Sample Qualifier	Spike Added	MSD Result	MSD Qualifier	Unit	D	%Rec	%Rec. Limits	RPD	RPD Limit
Nitrate Nitrite as N	ND	F1	10.0	6.95	F1	mg/L		69	90 - 110	0	15

Lab Sample ID: MB 580-299324/38
Matrix: Water
Analysis Batch: 299324

Client Sample ID: Method Blank
Prep Type: Total/NA

Analyte	MB Result	MB Qualifier	RL	MDL	Unit	D	Prepared	Analyzed	Dil Fac
Fluoride	ND		0.20		mg/L			04/24/19 16:01	1
Chloride	ND		0.90		mg/L			04/24/19 16:01	1
Sulfate	ND		1.2		mg/L			04/24/19 16:01	1

Lab Sample ID: LCS 580-299324/39
Matrix: Water
Analysis Batch: 299324

Client Sample ID: Lab Control Sample
Prep Type: Total/NA

Analyte	Spike Added	LCS Result	LCS Qualifier	Unit	D	%Rec	%Rec. Limits
Fluoride	5.00	4.81		mg/L		96	90 - 110
Chloride	50.0	52.0		mg/L		104	90 - 110
Sulfate	50.0	51.7		mg/L		103	90 - 110

Lab Sample ID: LCSD 580-299324/40
Matrix: Water
Analysis Batch: 299324

Client Sample ID: Lab Control Sample Dup
Prep Type: Total/NA

Analyte	Spike Added	LCSD Result	LCSD Qualifier	Unit	D	%Rec	%Rec. Limits	RPD	RPD Limit
Fluoride	5.00	4.81		mg/L		96	90 - 110	0	15
Chloride	50.0	52.0		mg/L		104	90 - 110	0	15
Sulfate	50.0	51.6		mg/L		103	90 - 110	0	15

Eurofins TestAmerica, Seattle

QC Sample Results

Client: SCS Engineers
Project/Site: CSWF (Island Co.)

Job ID: 580-85662-1

Method: 300.0 - Anions, Ion Chromatography (Continued)

Lab Sample ID: 580-85662-10 MS
Matrix: Water
Analysis Batch: 299324

Client Sample ID: 0419-10
Prep Type: Total/NA

Analyte	Sample Result	Sample Qualifier	Spike Added	MS Result	MS Qualifier	Unit	D	%Rec	%Rec. Limits
Fluoride	ND		5.00	5.15		mg/L		103	90 - 110
Chloride	14		50.0	67.0		mg/L		107	90 - 110
Sulfate	26		50.0	80.2		mg/L		108	90 - 110

Lab Sample ID: 580-85662-10 MSD
Matrix: Water
Analysis Batch: 299324

Client Sample ID: 0419-10
Prep Type: Total/NA

Analyte	Sample Result	Sample Qualifier	Spike Added	MSD Result	MSD Qualifier	Unit	D	%Rec	%Rec. Limits	RPD	RPD Limit
Fluoride	ND		5.00	5.15		mg/L		103	90 - 110	0	15
Chloride	14		50.0	67.1		mg/L		107	90 - 110	0	15
Sulfate	26		50.0	80.2		mg/L		108	90 - 110	0	15

Lab Sample ID: 580-85662-18 MS
Matrix: Water
Analysis Batch: 299324

Client Sample ID: 0419-21
Prep Type: Total/NA

Analyte	Sample Result	Sample Qualifier	Spike Added	MS Result	MS Qualifier	Unit	D	%Rec	%Rec. Limits
Fluoride	ND		5.00	4.79		mg/L		96	90 - 110
Chloride	76		50.0	121		mg/L		91	90 - 110
Sulfate	94		50.0	140		mg/L		93	90 - 110

Lab Sample ID: 580-85662-18 MSD
Matrix: Water
Analysis Batch: 299324

Client Sample ID: 0419-21
Prep Type: Total/NA

Analyte	Sample Result	Sample Qualifier	Spike Added	MSD Result	MSD Qualifier	Unit	D	%Rec	%Rec. Limits	RPD	RPD Limit
Fluoride	ND		5.00	4.82		mg/L		96	90 - 110	1	15
Chloride	76		50.0	121		mg/L		91	90 - 110	0	15
Sulfate	94		50.0	141		mg/L		93	90 - 110	0	15

Method: 350.1 - Nitrogen, Ammonia

Lab Sample ID: MB 580-299785/1-A
Matrix: Water
Analysis Batch: 299850

Client Sample ID: Method Blank
Prep Type: Total/NA
Prep Batch: 299785

Analyte	MB Result	MB Qualifier	RL	MDL	Unit	D	Prepared	Analyzed	Dil Fac
Ammonia	ND		0.50		mg/L		05/01/19 13:02	05/02/19 11:45	1

Lab Sample ID: LCS 580-299785/2-A
Matrix: Water
Analysis Batch: 299850

Client Sample ID: Lab Control Sample
Prep Type: Total/NA
Prep Batch: 299785

Analyte	Spike Added	LCS Result	LCS Qualifier	Unit	D	%Rec	%Rec. Limits
Ammonia	2.00	2.05		mg/L		102	90 - 110

QC Sample Results

Client: SCS Engineers
Project/Site: CSWF (Island Co.)

Job ID: 580-85662-1

Method: 350.1 - Nitrogen, Ammonia (Continued)

Lab Sample ID: 580-85662-1 MS
Matrix: Water
Analysis Batch: 299850

Client Sample ID: 0419-01
Prep Type: Total/NA
Prep Batch: 299785
%Rec.

Analyte	Sample Result	Sample Qualifier	Spike Added	MS Result	MS Qualifier	Unit	D	%Rec	Limits
Ammonia	ND	F1	2.00	1.69	F1	mg/L	-	84	90 - 110

Lab Sample ID: 580-85662-1 MSD
Matrix: Water
Analysis Batch: 299850

Client Sample ID: 0419-01
Prep Type: Total/NA
Prep Batch: 299785
%Rec.

Analyte	Sample Result	Sample Qualifier	Spike Added	MSD Result	MSD Qualifier	Unit	D	%Rec	Limits	RPD	Limit
Ammonia	ND	F1	2.00	1.78	F1	mg/L	-	89	90 - 110	5	20

Lab Sample ID: 580-85662-1 DU
Matrix: Water
Analysis Batch: 299850

Client Sample ID: 0419-01
Prep Type: Total/NA
Prep Batch: 299785
%Rec.

Analyte	Sample Result	Sample Qualifier	DU Result	DU Qualifier	Unit	D	RPD	Limit
Ammonia	ND	F1	ND		mg/L	-	NC	20

Method: SM 2320B - Alkalinity

Lab Sample ID: LCS 580-299419/2
Matrix: Water
Analysis Batch: 299419

Client Sample ID: Lab Control Sample
Prep Type: Total/NA

Analyte	Spike Added	LCS Result	LCS Qualifier	Unit	D	%Rec	Limits
Alkalinity	100	100		mg/L	-	100	85 - 115

Lab Sample ID: 580-85662-1 DU
Matrix: Water
Analysis Batch: 299419

Client Sample ID: 0419-01
Prep Type: Total/NA

Analyte	Sample Result	Sample Qualifier	DU Result	DU Qualifier	Unit	D	RPD	Limit
Alkalinity	260		264		mg/L	-	3	17
Bicarbonate Alkalinity as CaCO3	260		264		mg/L	-	3	20
Carbonate Alkalinity as CaCO3	ND		ND		mg/L	-	NC	20
Hydroxide Alkalinity as CaCO3	ND		ND		mg/L	-	NC	20

Method: SM 2540C - Solids, Total Dissolved (TDS)

Lab Sample ID: MB 580-299541/1
Matrix: Water
Analysis Batch: 299541

Client Sample ID: Method Blank
Prep Type: Total/NA

Analyte	MB Result	MB Qualifier	RL	RL	Unit	D	Prepared	Analyzed	Dil Fac
Total Dissolved Solids	ND		10		mg/L	-		04/29/19 07:58	1

Lab Sample ID: LCS 580-299541/2
Matrix: Water
Analysis Batch: 299541

Client Sample ID: Lab Control Sample
Prep Type: Total/NA

Analyte	Spike Added	LCS Result	LCS Qualifier	Unit	D	%Rec	Limits
Total Dissolved Solids	1000	944		mg/L	-	94	80 - 120

Eurofins TestAmerica, Seattle

QC Sample Results

Client: SCS Engineers
Project/Site: CSWF (Island Co.)

Job ID: 580-85662-1

Method: SM 2540C - Solids, Total Dissolved (TDS) (Continued)

Lab Sample ID: 580-85662-7 DU
Matrix: Water
Analysis Batch: 299541

Client Sample ID: 0419-07
Prep Type: Total/NA

Analyte	Sample Result	Sample Qualifier	DU Result	DU Qualifier	Unit	D	RPD	RPD Limit
Total Dissolved Solids	630		643		mg/L		3	20

Lab Sample ID: MB 580-299553/1
Matrix: Water
Analysis Batch: 299553

Client Sample ID: Method Blank
Prep Type: Total/NA

Analyte	MB Result	MB Qualifier	RL	RL	Unit	D	Prepared	Analyzed	Dil Fac
Total Dissolved Solids	ND		10		mg/L			04/29/19 10:07	1

Lab Sample ID: LCS 580-299553/2
Matrix: Water
Analysis Batch: 299553

Client Sample ID: Lab Control Sample
Prep Type: Total/NA

Analyte	Spike Added	LCS Result	LCS Qualifier	Unit	D	%Rec	%Rec. Limits
Total Dissolved Solids	1000	958		mg/L		96	80 - 120

Method: SM 5220D - COD

Lab Sample ID: MB 580-300018/3-A
Matrix: Water
Analysis Batch: 300019

Client Sample ID: Method Blank
Prep Type: Total/NA
Prep Batch: 300018

Analyte	MB Result	MB Qualifier	RL	RL	Unit	D	Prepared	Analyzed	Dil Fac
Chemical Oxygen Demand	ND		10		mg/L		05/06/19 11:23	05/06/19 11:23	1

Lab Sample ID: LCS 580-300018/4-A
Matrix: Water
Analysis Batch: 300019

Client Sample ID: Lab Control Sample
Prep Type: Total/NA
Prep Batch: 300018

Analyte	Spike Added	LCS Result	LCS Qualifier	Unit	D	%Rec	%Rec. Limits
Chemical Oxygen Demand	75.0	77.0		mg/L		103	80 - 120

Lab Sample ID: LCSD 580-300018/5-A
Matrix: Water
Analysis Batch: 300019

Client Sample ID: Lab Control Sample Dup
Prep Type: Total/NA
Prep Batch: 300018

Analyte	Spike Added	LCSD Result	LCSD Qualifier	Unit	D	%Rec	%Rec. Limits	RPD	RPD Limit
Chemical Oxygen Demand	75.0	77.0		mg/L		103	80 - 120	0	20

Lab Sample ID: 580-85662-1 MS
Matrix: Water
Analysis Batch: 300019

Client Sample ID: 0419-01
Prep Type: Total/NA
Prep Batch: 300018

Analyte	Sample Result	Sample Qualifier	Spike Added	MS Result	MS Qualifier	Unit	D	%Rec	%Rec. Limits
Chemical Oxygen Demand	ND		25.0	23.8		mg/L		95	75 - 125

QC Sample Results

Client: SCS Engineers
Project/Site: CSWF (Island Co.)

Job ID: 580-85662-1

Method: SM 5220D - COD (Continued)

Lab Sample ID: 580-85662-1 DU
Matrix: Water
Analysis Batch: 300019

Client Sample ID: 0419-01
Prep Type: Total/NA
Prep Batch: 300018

Analyte	Sample Result	Sample Qualifier	DU Result	DU Qualifier	Unit	D	RPD	Limit
Chemical Oxygen Demand	ND		ND		mg/L		NC	20

Method: SM 5310C - TOC

Lab Sample ID: MB 490-591151/1
Matrix: Water
Analysis Batch: 591151

Client Sample ID: Method Blank
Prep Type: Total/NA

Analyte	MB Result	MB Qualifier	RL	MDL	Unit	D	Prepared	Analyzed	Dil Fac
Total Organic Carbon	ND		1.0		mg/L			04/27/19 08:03	1

Lab Sample ID: LCS 490-591151/5
Matrix: Water
Analysis Batch: 591151

Client Sample ID: Lab Control Sample
Prep Type: Total/NA

Analyte	Spike Added	LCS Result	LCS Qualifier	Unit	D	%Rec	%Rec. Limits
Total Organic Carbon	10.0	9.52		mg/L		95	90 - 110
TOC Result 1	10.0	9.54		mg/L		95	90 - 110
TOC Result 2	10.0	9.50		mg/L		95	90 - 110

Lab Sample ID: 580-85662-1 MS
Matrix: Water
Analysis Batch: 591151

Client Sample ID: 0419-01
Prep Type: Total/NA

Analyte	Sample Result	Sample Qualifier	Spike Added	MS Result	MS Qualifier	Unit	D	%Rec	%Rec. Limits
Total Organic Carbon	ND		20.0	19.2		mg/L		92	75 - 122
TOC Result 1	ND		20.0	19.2		mg/L		92	75 - 122
TOC Result 2	ND		20.0	19.2		mg/L		92	75 - 122

Lab Sample ID: 580-85662-1 MSD
Matrix: Water
Analysis Batch: 591151

Client Sample ID: 0419-01
Prep Type: Total/NA

Analyte	Sample Result	Sample Qualifier	Spike Added	MSD Result	MSD Qualifier	Unit	D	%Rec	%Rec. Limits	RPD	Limit
Total Organic Carbon	ND		20.0	19.7		mg/L		95	75 - 122	2	20
TOC Result 1	ND		20.0	19.6		mg/L		94	75 - 122	2	20
TOC Result 2	ND		20.0	19.7		mg/L		95	75 - 122	3	20

Lab Chronicle

Client: SCS Engineers
Project/Site: CSWF (Island Co.)

Job ID: 580-85662-1

Client Sample ID: 0419-01

Lab Sample ID: 580-85662-1

Date Collected: 04/22/19 10:29

Matrix: Water

Date Received: 04/23/19 12:15

Prep Type	Batch Type	Batch Method	Run	Dilution Factor	Batch Number	Prepared or Analyzed	Analyst	Lab
Total/NA	Analysis	8260C		1	299593	04/30/19 13:59	TL1	TAL SEA
Dissolved	Prep	3005A			300007	05/06/19 09:31	T1H	TAL SEA
Dissolved	Analysis	6010C		1	300165	05/07/19 15:55	HJM	TAL SEA
Total Recoverable	Prep	3005A			299972	05/03/19 15:19	T1H	TAL SEA
Total Recoverable	Analysis	6020A		1	300077	05/06/19 17:33	FCW	TAL SEA
Total/NA	Analysis	300.0		1	299316	04/24/19 10:10	EMM	TAL SEA
Total/NA	Analysis	300.0		1	299324	04/24/19 10:10	EMM	TAL SEA
Total/NA	Prep	Distill/Ammonia			299785	05/01/19 13:02	EMM	TAL SEA
Total/NA	Analysis	350.1		1	299850	05/02/19 11:45	EMM	TAL SEA
Total/NA	Analysis	SM 2320B		1	299419	04/26/19 08:52	EMM	TAL SEA
Total/NA	Analysis	SM 2540C		1	299553	04/29/19 10:07	R1K	TAL SEA
Total/NA	Prep	SM 5220			300018	05/06/19 11:23	R1K	TAL SEA
Total/NA	Analysis	SM 5220D		1	300019	05/06/19 11:23	R1K	TAL SEA
Total/NA	Analysis	SM 5310C		1	591151	04/27/19 08:03	VRP	TAL NSH

Client Sample ID: 0419-02

Lab Sample ID: 580-85662-2

Date Collected: 04/22/19 10:40

Matrix: Water

Date Received: 04/23/19 12:15

Prep Type	Batch Type	Batch Method	Run	Dilution Factor	Batch Number	Prepared or Analyzed	Analyst	Lab
Total/NA	Analysis	8260C		1	299593	04/30/19 14:26	TL1	TAL SEA
Dissolved	Prep	3005A			300007	05/06/19 09:31	T1H	TAL SEA
Dissolved	Analysis	6010C		1	300165	05/07/19 16:23	HJM	TAL SEA
Total Recoverable	Prep	3005A			299972	05/03/19 15:19	T1H	TAL SEA
Total Recoverable	Analysis	6020A		1	300077	05/06/19 18:13	FCW	TAL SEA
Total/NA	Analysis	300.0		1	299316	04/24/19 10:21	EMM	TAL SEA
Total/NA	Analysis	300.0		1	299324	04/24/19 10:21	EMM	TAL SEA
Total/NA	Prep	Distill/Ammonia			299785	05/01/19 13:02	EMM	TAL SEA
Total/NA	Analysis	350.1		1	299850	05/02/19 11:45	EMM	TAL SEA
Total/NA	Analysis	SM 2320B		1	299419	04/26/19 08:52	EMM	TAL SEA
Total/NA	Analysis	SM 2540C		1	299553	04/29/19 10:07	R1K	TAL SEA
Total/NA	Prep	SM 5220			300018	05/06/19 11:23	R1K	TAL SEA
Total/NA	Analysis	SM 5220D		1	300019	05/06/19 11:23	R1K	TAL SEA
Total/NA	Analysis	SM 5310C		1	591151	04/27/19 08:03	VRP	TAL NSH

Client Sample ID: 0419-03

Lab Sample ID: 580-85662-3

Date Collected: 04/22/19 11:14

Matrix: Water

Date Received: 04/23/19 12:15

Prep Type	Batch Type	Batch Method	Run	Dilution Factor	Batch Number	Prepared or Analyzed	Analyst	Lab
Total/NA	Analysis	8260C		1	299593	04/30/19 14:52	TL1	TAL SEA
Dissolved	Prep	3005A			300007	05/06/19 09:31	T1H	TAL SEA
Dissolved	Analysis	6010C		1	300165	05/07/19 16:26	HJM	TAL SEA

Eurofins TestAmerica, Seattle

Lab Chronicle

Client: SCS Engineers
Project/Site: CSWF (Island Co.)

Job ID: 580-85662-1

Client Sample ID: 0419-03

Lab Sample ID: 580-85662-3

Date Collected: 04/22/19 11:14

Matrix: Water

Date Received: 04/23/19 12:15

Prep Type	Batch Type	Batch Method	Run	Dilution Factor	Batch Number	Prepared or Analyzed	Analyst	Lab
Total Recoverable	Prep	3005A			299972	05/03/19 15:19	T1H	TAL SEA
Total Recoverable	Analysis	6020A		1	300077	05/06/19 18:17	FCW	TAL SEA
Total/NA	Analysis	300.0		1	299316	04/24/19 10:33	EMM	TAL SEA
Total/NA	Analysis	300.0		1	299324	04/24/19 10:33	EMM	TAL SEA
Total/NA	Prep	Distill/Ammonia			299785	05/01/19 13:02	EMM	TAL SEA
Total/NA	Analysis	350.1		1	299850	05/02/19 11:45	EMM	TAL SEA
Total/NA	Analysis	SM 2320B		1	299419	04/26/19 08:52	EMM	TAL SEA
Total/NA	Analysis	SM 2540C		1	299553	04/29/19 10:07	R1K	TAL SEA
Total/NA	Prep	SM 5220			300018	05/06/19 11:23	R1K	TAL SEA
Total/NA	Analysis	SM 5220D		1	300019	05/06/19 11:23	R1K	TAL SEA
Total/NA	Analysis	SM 5310C		1	591151	04/27/19 08:03	VRP	TAL NSH

Client Sample ID: 0419-04

Lab Sample ID: 580-85662-4

Date Collected: 04/22/19 11:45

Matrix: Water

Date Received: 04/23/19 12:15

Prep Type	Batch Type	Batch Method	Run	Dilution Factor	Batch Number	Prepared or Analyzed	Analyst	Lab
Total/NA	Analysis	8260C		1	299593	04/30/19 15:18	TL1	TAL SEA
Dissolved	Prep	3005A			300007	05/06/19 09:31	T1H	TAL SEA
Dissolved	Analysis	6010C		1	300165	05/07/19 16:30	HJM	TAL SEA
Total Recoverable	Prep	3005A			299972	05/03/19 15:19	T1H	TAL SEA
Total Recoverable	Analysis	6020A		1	300077	05/06/19 18:21	FCW	TAL SEA
Total/NA	Analysis	300.0		1	299316	04/24/19 10:56	EMM	TAL SEA
Total/NA	Analysis	300.0		1	299324	04/24/19 10:56	EMM	TAL SEA
Total/NA	Prep	Distill/Ammonia			299785	05/01/19 13:02	EMM	TAL SEA
Total/NA	Analysis	350.1		1	299850	05/02/19 11:45	EMM	TAL SEA
Total/NA	Analysis	SM 2320B		1	299419	04/26/19 08:52	EMM	TAL SEA
Total/NA	Analysis	SM 2540C		1	299553	04/29/19 10:07	R1K	TAL SEA
Total/NA	Prep	SM 5220			300018	05/06/19 11:23	R1K	TAL SEA
Total/NA	Analysis	SM 5220D		1	300019	05/06/19 11:23	R1K	TAL SEA
Total/NA	Analysis	SM 5310C		1	591151	04/27/19 08:03	VRP	TAL NSH

Client Sample ID: 0419-05

Lab Sample ID: 580-85662-5

Date Collected: 04/22/19 11:20

Matrix: Water

Date Received: 04/23/19 12:15

Prep Type	Batch Type	Batch Method	Run	Dilution Factor	Batch Number	Prepared or Analyzed	Analyst	Lab
Total/NA	Analysis	8260C		1	299593	04/30/19 15:45	TL1	TAL SEA
Dissolved	Prep	3005A			300007	05/06/19 09:31	T1H	TAL SEA
Dissolved	Analysis	6010C		1	300165	05/07/19 16:33	HJM	TAL SEA
Total Recoverable	Prep	3005A			299972	05/03/19 15:19	T1H	TAL SEA
Total Recoverable	Analysis	6020A		1	300077	05/06/19 18:26	FCW	TAL SEA
Total/NA	Analysis	300.0		1	299316	04/24/19 11:08	EMM	TAL SEA

Eurofins TestAmerica, Seattle

Lab Chronicle

Client: SCS Engineers
Project/Site: CSWF (Island Co.)

Job ID: 580-85662-1

Client Sample ID: 0419-05

Lab Sample ID: 580-85662-5

Date Collected: 04/22/19 11:20

Matrix: Water

Date Received: 04/23/19 12:15

Prep Type	Batch Type	Batch Method	Run	Dilution Factor	Batch Number	Prepared or Analyzed	Analyst	Lab
Total/NA	Analysis	300.0		1	299324	04/24/19 11:08	EMM	TAL SEA
Total/NA	Prep	Distill/Ammonia			299785	05/01/19 13:02	EMM	TAL SEA
Total/NA	Analysis	350.1		1	299850	05/02/19 11:45	EMM	TAL SEA
Total/NA	Analysis	SM 2320B		1	299419	04/26/19 08:52	EMM	TAL SEA
Total/NA	Analysis	SM 2540C		1	299553	04/29/19 10:07	R1K	TAL SEA
Total/NA	Prep	SM 5220			300018	05/06/19 11:23	R1K	TAL SEA
Total/NA	Analysis	SM 5220D		1	300019	05/06/19 11:23	R1K	TAL SEA
Total/NA	Analysis	SM 5310C		1	591151	04/27/19 08:03	VRP	TAL NSH

Client Sample ID: 0419-06

Lab Sample ID: 580-85662-6

Date Collected: 04/22/19 12:45

Matrix: Water

Date Received: 04/23/19 12:15

Prep Type	Batch Type	Batch Method	Run	Dilution Factor	Batch Number	Prepared or Analyzed	Analyst	Lab
Total/NA	Analysis	8260C		1	299593	04/30/19 16:12	TL1	TAL SEA
Dissolved	Prep	3005A			300007	05/06/19 09:31	T1H	TAL SEA
Dissolved	Analysis	6010C		1	300165	05/07/19 16:36	HJM	TAL SEA
Total Recoverable	Prep	3005A			299972	05/03/19 15:19	T1H	TAL SEA
Total Recoverable	Analysis	6020A		1	300077	05/06/19 18:30	FCW	TAL SEA
Total/NA	Analysis	300.0		1	299316	04/24/19 11:32	EMM	TAL SEA
Total/NA	Analysis	300.0		1	299324	04/24/19 11:32	EMM	TAL SEA
Total/NA	Prep	Distill/Ammonia			299785	05/01/19 13:02	EMM	TAL SEA
Total/NA	Analysis	350.1		1	299850	05/02/19 11:45	EMM	TAL SEA
Total/NA	Analysis	SM 2320B		1	299419	04/26/19 08:52	EMM	TAL SEA
Total/NA	Analysis	SM 2540C		1	299553	04/29/19 10:07	R1K	TAL SEA
Total/NA	Prep	SM 5220			300018	05/06/19 11:23	R1K	TAL SEA
Total/NA	Analysis	SM 5220D		1	300019	05/06/19 11:23	R1K	TAL SEA
Total/NA	Analysis	SM 5310C		1	591151	04/27/19 08:03	VRP	TAL NSH

Client Sample ID: 0419-07

Lab Sample ID: 580-85662-7

Date Collected: 04/22/19 12:23

Matrix: Water

Date Received: 04/23/19 12:15

Prep Type	Batch Type	Batch Method	Run	Dilution Factor	Batch Number	Prepared or Analyzed	Analyst	Lab
Total/NA	Analysis	8260C		1	299593	04/30/19 16:38	TL1	TAL SEA
Dissolved	Prep	3005A			300007	05/06/19 09:31	T1H	TAL SEA
Dissolved	Analysis	6010C		1	300165	05/07/19 16:39	HJM	TAL SEA
Total Recoverable	Prep	3005A			299972	05/03/19 15:19	T1H	TAL SEA
Total Recoverable	Analysis	6020A		1	300077	05/06/19 18:34	FCW	TAL SEA
Total/NA	Analysis	300.0		1	299316	04/24/19 11:20	EMM	TAL SEA
Total/NA	Analysis	300.0		1	299324	04/24/19 11:20	EMM	TAL SEA
Total/NA	Prep	Distill/Ammonia			299785	05/01/19 13:02	EMM	TAL SEA
Total/NA	Analysis	350.1		1	299850	05/02/19 11:45	EMM	TAL SEA

Eurofins TestAmerica, Seattle

Lab Chronicle

Client: SCS Engineers
Project/Site: CSWF (Island Co.)

Job ID: 580-85662-1

Client Sample ID: 0419-07

Lab Sample ID: 580-85662-7

Date Collected: 04/22/19 12:23

Matrix: Water

Date Received: 04/23/19 12:15

Prep Type	Batch Type	Batch Method	Run	Dilution Factor	Batch Number	Prepared or Analyzed	Analyst	Lab
Total/NA	Analysis	SM 2320B		1	299419	04/26/19 08:52	EMM	TAL SEA
Total/NA	Analysis	SM 2540C		1	299541	04/29/19 07:58	R1K	TAL SEA
Total/NA	Prep	SM 5220			300018	05/06/19 11:23	R1K	TAL SEA
Total/NA	Analysis	SM 5220D		1	300019	05/06/19 11:23	R1K	TAL SEA
Total/NA	Analysis	SM 5310C		1	591151	04/27/19 08:03	VRP	TAL NSH

Client Sample ID: 0419-08

Lab Sample ID: 580-85662-8

Date Collected: 04/22/19 13:55

Matrix: Water

Date Received: 04/23/19 12:15

Prep Type	Batch Type	Batch Method	Run	Dilution Factor	Batch Number	Prepared or Analyzed	Analyst	Lab
Total/NA	Analysis	8260C		1	299593	04/30/19 17:04	TL1	TAL SEA
Dissolved	Prep	3005A			300007	05/06/19 09:31	T1H	TAL SEA
Dissolved	Analysis	6010C		1	300165	05/07/19 16:43	HJM	TAL SEA
Total Recoverable	Prep	3005A			299972	05/03/19 15:19	T1H	TAL SEA
Total Recoverable	Analysis	6020A		1	300077	05/06/19 18:39	FCW	TAL SEA
Total/NA	Analysis	300.0		1	299316	04/24/19 12:30	EMM	TAL SEA
Total/NA	Analysis	300.0		1	299324	04/24/19 12:30	EMM	TAL SEA
Total/NA	Prep	Distill/Ammonia			299785	05/01/19 13:02	EMM	TAL SEA
Total/NA	Analysis	350.1		1	299850	05/02/19 11:45	EMM	TAL SEA
Total/NA	Analysis	SM 2320B		1	299419	04/26/19 08:52	EMM	TAL SEA
Total/NA	Analysis	SM 2540C		1	299541	04/29/19 07:58	R1K	TAL SEA
Total/NA	Prep	SM 5220			300018	05/06/19 11:23	R1K	TAL SEA
Total/NA	Analysis	SM 5220D		1	300019	05/06/19 11:23	R1K	TAL SEA
Total/NA	Analysis	SM 5310C		1	591151	04/27/19 08:03	VRP	TAL NSH

Client Sample ID: 0419-09

Lab Sample ID: 580-85662-9

Date Collected: 04/22/19 13:00

Matrix: Water

Date Received: 04/23/19 12:15

Prep Type	Batch Type	Batch Method	Run	Dilution Factor	Batch Number	Prepared or Analyzed	Analyst	Lab
Total/NA	Analysis	8260C		1	299593	04/30/19 17:31	TL1	TAL SEA
Dissolved	Prep	3005A			300007	05/06/19 09:31	T1H	TAL SEA
Dissolved	Analysis	6010C		1	300165	05/07/19 16:46	HJM	TAL SEA
Total Recoverable	Prep	3005A			299972	05/03/19 15:19	T1H	TAL SEA
Total Recoverable	Analysis	6020A		1	300077	05/06/19 18:43	FCW	TAL SEA
Total/NA	Analysis	300.0		1	299324	04/24/19 11:43	EMM	TAL SEA
Total/NA	Analysis	300.0		2	299316	04/24/19 11:55	EMM	TAL SEA
Total/NA	Prep	Distill/Ammonia			299785	05/01/19 13:02	EMM	TAL SEA
Total/NA	Analysis	350.1		1	299850	05/02/19 11:45	EMM	TAL SEA
Total/NA	Analysis	SM 2320B		1	299419	04/26/19 08:52	EMM	TAL SEA
Total/NA	Analysis	SM 2540C		1	299541	04/29/19 07:58	R1K	TAL SEA

Lab Chronicle

Client: SCS Engineers
Project/Site: CSWF (Island Co.)

Job ID: 580-85662-1

Client Sample ID: 0419-09

Lab Sample ID: 580-85662-9

Date Collected: 04/22/19 13:00

Matrix: Water

Date Received: 04/23/19 12:15

Prep Type	Batch Type	Batch Method	Run	Dilution Factor	Batch Number	Prepared or Analyzed	Analyst	Lab
Total/NA	Prep	SM 5220			300018	05/06/19 11:23	R1K	TAL SEA
Total/NA	Analysis	SM 5220D		1	300019	05/06/19 11:23	R1K	TAL SEA
Total/NA	Analysis	SM 5310C		1	591151	04/27/19 08:03	VRP	TAL NSH

Client Sample ID: 0419-10

Lab Sample ID: 580-85662-10

Date Collected: 04/22/19 15:05

Matrix: Water

Date Received: 04/23/19 12:15

Prep Type	Batch Type	Batch Method	Run	Dilution Factor	Batch Number	Prepared or Analyzed	Analyst	Lab
Total/NA	Analysis	8260C		1	299593	04/30/19 17:57	TL1	TAL SEA
Dissolved	Prep	3005A			300007	05/06/19 09:31	T1H	TAL SEA
Dissolved	Analysis	6010C		1	300165	05/07/19 16:49	HJM	TAL SEA
Total Recoverable	Prep	3005A			299972	05/03/19 15:19	T1H	TAL SEA
Total Recoverable	Analysis	6020A		1	300077	05/06/19 18:48	FCW	TAL SEA
Total/NA	Analysis	300.0		1	299316	04/24/19 13:17	EMM	TAL SEA
Total/NA	Analysis	300.0		1	299324	04/24/19 13:17	EMM	TAL SEA
Total/NA	Prep	Distill/Ammonia			299785	05/01/19 13:02	EMM	TAL SEA
Total/NA	Analysis	350.1		1	299850	05/02/19 11:45	EMM	TAL SEA
Total/NA	Analysis	SM 2320B		1	299419	04/26/19 08:52	EMM	TAL SEA
Total/NA	Analysis	SM 2540C		1	299541	04/29/19 07:58	R1K	TAL SEA
Total/NA	Prep	SM 5220			300018	05/06/19 11:23	R1K	TAL SEA
Total/NA	Analysis	SM 5220D		1	300019	05/06/19 11:23	R1K	TAL SEA
Total/NA	Analysis	SM 5310C		1	591151	04/27/19 08:03	VRP	TAL NSH

Client Sample ID: 0419-11

Lab Sample ID: 580-85662-11

Date Collected: 04/22/19 13:58

Matrix: Water

Date Received: 04/23/19 12:15

Prep Type	Batch Type	Batch Method	Run	Dilution Factor	Batch Number	Prepared or Analyzed	Analyst	Lab
Total/NA	Analysis	8260C		1	299593	04/30/19 18:24	TL1	TAL SEA
Dissolved	Prep	3005A			300007	05/06/19 09:31	T1H	TAL SEA
Dissolved	Analysis	6010C		1	300165	05/07/19 17:02	HJM	TAL SEA
Total Recoverable	Prep	3005A			299972	05/03/19 15:19	T1H	TAL SEA
Total Recoverable	Analysis	6020A		1	300077	05/06/19 19:09	FCW	TAL SEA
Total/NA	Analysis	300.0		1	299316	04/24/19 12:42	EMM	TAL SEA
Total/NA	Analysis	300.0		1	299324	04/24/19 12:42	EMM	TAL SEA
Total/NA	Analysis	300.0		10	299324	04/24/19 17:00	EMM	TAL SEA
Total/NA	Prep	Distill/Ammonia			299785	05/01/19 13:02	EMM	TAL SEA
Total/NA	Analysis	350.1		1	299850	05/02/19 11:45	EMM	TAL SEA
Total/NA	Analysis	SM 2320B		1	299419	04/26/19 08:52	EMM	TAL SEA
Total/NA	Analysis	SM 2540C		1	299541	04/29/19 07:58	R1K	TAL SEA
Total/NA	Prep	SM 5220			300018	05/06/19 11:23	R1K	TAL SEA
Total/NA	Analysis	SM 5220D		1	300019	05/06/19 11:23	R1K	TAL SEA

Eurofins TestAmerica, Seattle

Lab Chronicle

Client: SCS Engineers
Project/Site: CSWF (Island Co.)

Job ID: 580-85662-1

Client Sample ID: 0419-11

Date Collected: 04/22/19 13:58

Date Received: 04/23/19 12:15

Lab Sample ID: 580-85662-11

Matrix: Water

Prep Type	Batch Type	Batch Method	Run	Dilution Factor	Batch Number	Prepared or Analyzed	Analyst	Lab
Total/NA	Analysis	SM 5310C		1	591151	04/27/19 08:03	VRP	TAL NSH

Client Sample ID: 0419-12

Date Collected: 04/22/19 16:30

Date Received: 04/23/19 12:15

Lab Sample ID: 580-85662-12

Matrix: Water

Prep Type	Batch Type	Batch Method	Run	Dilution Factor	Batch Number	Prepared or Analyzed	Analyst	Lab
Total/NA	Analysis	8260C		1	299593	04/30/19 18:50	TL1	TAL SEA
Dissolved	Prep	3005A			300007	05/06/19 09:31	T1H	TAL SEA
Dissolved	Analysis	6010C		1	300165	05/07/19 17:05	HJM	TAL SEA
Total Recoverable	Prep	3005A			299972	05/03/19 15:19	T1H	TAL SEA
Total Recoverable	Analysis	6020A		1	300077	05/06/19 19:14	FCW	TAL SEA
Total/NA	Analysis	300.0		1	299316	04/24/19 13:52	EMM	TAL SEA
Total/NA	Analysis	300.0		1	299324	04/24/19 13:52	EMM	TAL SEA
Total/NA	Prep	Distill/Ammonia			299785	05/01/19 13:02	EMM	TAL SEA
Total/NA	Analysis	350.1		1	299850	05/02/19 11:45	EMM	TAL SEA
Total/NA	Analysis	SM 2320B		1	299419	04/26/19 08:52	EMM	TAL SEA
Total/NA	Analysis	SM 2540C		1	299541	04/29/19 07:58	R1K	TAL SEA
Total/NA	Prep	SM 5220			300018	05/06/19 11:23	R1K	TAL SEA
Total/NA	Analysis	SM 5220D		1	300019	05/06/19 11:23	R1K	TAL SEA
Total/NA	Analysis	SM 5310C		1	591151	04/27/19 08:03	VRP	TAL NSH

Client Sample ID: 0419-13

Date Collected: 04/22/19 14:45

Date Received: 04/23/19 12:15

Lab Sample ID: 580-85662-13

Matrix: Water

Prep Type	Batch Type	Batch Method	Run	Dilution Factor	Batch Number	Prepared or Analyzed	Analyst	Lab
Total/NA	Analysis	8260C		1	299593	04/30/19 19:17	TL1	TAL SEA
Dissolved	Prep	3005A			300007	05/06/19 09:31	T1H	TAL SEA
Dissolved	Analysis	6010C		1	300165	05/07/19 17:08	HJM	TAL SEA
Total Recoverable	Prep	3005A			299972	05/03/19 15:19	T1H	TAL SEA
Total Recoverable	Analysis	6020A		1	300077	05/06/19 19:18	FCW	TAL SEA
Total/NA	Analysis	300.0		1	299324	04/24/19 12:54	EMM	TAL SEA
Total/NA	Analysis	300.0		10	299316	04/24/19 13:05	EMM	TAL SEA
Total/NA	Prep	Distill/Ammonia			299785	05/01/19 13:02	EMM	TAL SEA
Total/NA	Analysis	350.1		1	299850	05/02/19 11:45	EMM	TAL SEA
Total/NA	Analysis	SM 2320B		1	299419	04/26/19 08:52	EMM	TAL SEA
Total/NA	Analysis	SM 2540C		1	299541	04/29/19 07:58	R1K	TAL SEA
Total/NA	Prep	SM 5220			300018	05/06/19 11:23	R1K	TAL SEA
Total/NA	Analysis	SM 5220D		1	300019	05/06/19 11:23	R1K	TAL SEA
Total/NA	Analysis	SM 5310C		1	591151	04/27/19 08:03	VRP	TAL NSH

Lab Chronicle

Client: SCS Engineers
Project/Site: CSWF (Island Co.)

Job ID: 580-85662-1

Client Sample ID: 0419-14

Lab Sample ID: 580-85662-14

Date Collected: 04/22/19 17:30

Matrix: Water

Date Received: 04/23/19 12:15

Prep Type	Batch Type	Batch Method	Run	Dilution Factor	Batch Number	Prepared or Analyzed	Analyst	Lab
Total/NA	Analysis	8260C		10	299452	04/26/19 15:32	CJ	TAL SEA
Dissolved	Prep	3005A			300007	05/06/19 09:31	T1H	TAL SEA
Dissolved	Analysis	6010C		1	300165	05/07/19 17:12	HJM	TAL SEA
Total Recoverable	Prep	3005A			299972	05/03/19 15:19	T1H	TAL SEA
Total Recoverable	Analysis	6020A		1	300077	05/06/19 19:23	FCW	TAL SEA
Total/NA	Analysis	300.0		1	299316	04/24/19 14:04	EMM	TAL SEA
Total/NA	Analysis	300.0		1	299324	04/24/19 14:04	EMM	TAL SEA
Total/NA	Analysis	300.0		10	299324	04/24/19 17:11	EMM	TAL SEA
Total/NA	Prep	Distill/Ammonia			299785	05/01/19 13:02	EMM	TAL SEA
Total/NA	Analysis	350.1		1	299850	05/02/19 11:45	EMM	TAL SEA
Total/NA	Analysis	SM 2320B		1	299419	04/26/19 08:52	EMM	TAL SEA
Total/NA	Analysis	SM 2540C		1	299541	04/29/19 07:58	R1K	TAL SEA
Total/NA	Prep	SM 5220			300018	05/06/19 11:23	R1K	TAL SEA
Total/NA	Analysis	SM 5220D		1	300019	05/06/19 11:23	R1K	TAL SEA
Total/NA	Analysis	SM 5310C		1	591151	04/27/19 08:03	VRP	TAL NSH

Client Sample ID: 0419-15

Lab Sample ID: 580-85662-15

Date Collected: 04/22/19 16:20

Matrix: Water

Date Received: 04/23/19 12:15

Prep Type	Batch Type	Batch Method	Run	Dilution Factor	Batch Number	Prepared or Analyzed	Analyst	Lab
Total/NA	Analysis	8260C		1	299452	04/26/19 14:38	CJ	TAL SEA
Dissolved	Prep	3005A			300007	05/06/19 09:31	T1H	TAL SEA
Dissolved	Analysis	6010C		1	300165	05/07/19 17:15	HJM	TAL SEA
Total Recoverable	Prep	3005A			299972	05/03/19 15:19	T1H	TAL SEA
Total Recoverable	Analysis	6020A		1	300077	05/06/19 19:27	FCW	TAL SEA
Total/NA	Analysis	300.0		1	299316	04/24/19 14:16	EMM	TAL SEA
Total/NA	Analysis	300.0		1	299324	04/24/19 14:16	EMM	TAL SEA
Total/NA	Prep	Distill/Ammonia			299785	05/01/19 13:02	EMM	TAL SEA
Total/NA	Analysis	350.1		1	299850	05/02/19 11:45	EMM	TAL SEA
Total/NA	Analysis	SM 2320B		1	299419	04/26/19 08:52	EMM	TAL SEA
Total/NA	Analysis	SM 2540C		1	299541	04/29/19 07:58	R1K	TAL SEA
Total/NA	Prep	SM 5220			300018	05/06/19 11:23	R1K	TAL SEA
Total/NA	Analysis	SM 5220D		1	300019	05/06/19 11:23	R1K	TAL SEA
Total/NA	Analysis	SM 5310C		1	591151	04/27/19 08:03	VRP	TAL NSH

Client Sample ID: 0419-17

Lab Sample ID: 580-85662-16

Date Collected: 04/22/19 17:05

Matrix: Water

Date Received: 04/23/19 12:15

Prep Type	Batch Type	Batch Method	Run	Dilution Factor	Batch Number	Prepared or Analyzed	Analyst	Lab
Total/NA	Analysis	8260C		1	299452	04/26/19 15:05	CJ	TAL SEA

Lab Chronicle

Client: SCS Engineers
Project/Site: CSWF (Island Co.)

Job ID: 580-85662-1

Client Sample ID: 0419-17

Date Collected: 04/22/19 17:05

Date Received: 04/23/19 12:15

Lab Sample ID: 580-85662-16

Matrix: Water

Prep Type	Batch Type	Batch Method	Run	Dilution Factor	Batch Number	Prepared or Analyzed	Analyst	Lab
Dissolved	Prep	3005A			300007	05/06/19 09:31	T1H	TAL SEA
Dissolved	Analysis	6010C		1	300165	05/07/19 17:18	HJM	TAL SEA
Total Recoverable	Prep	3005A			299972	05/03/19 15:19	T1H	TAL SEA
Total Recoverable	Analysis	6020A		1	300077	05/06/19 19:31	FCW	TAL SEA
Total/NA	Analysis	300.0		1	299316	04/24/19 14:51	EMM	TAL SEA
Total/NA	Analysis	300.0		1	299324	04/24/19 14:51	EMM	TAL SEA
Total/NA	Prep	Distill/Ammonia			299785	05/01/19 13:02	EMM	TAL SEA
Total/NA	Analysis	350.1		1	299850	05/02/19 11:45	EMM	TAL SEA
Total/NA	Analysis	SM 2320B		1	299419	04/26/19 08:52	EMM	TAL SEA
Total/NA	Analysis	SM 2540C		1	299541	04/29/19 07:58	R1K	TAL SEA
Total/NA	Prep	SM 5220			300018	05/06/19 11:23	R1K	TAL SEA
Total/NA	Analysis	SM 5220D		1	300019	05/06/19 11:23	R1K	TAL SEA
Total/NA	Analysis	SM 5310C		1	591151	04/27/19 08:03	VRP	TAL NSH

Client Sample ID: 0419-19

Date Collected: 04/22/19 17:53

Date Received: 04/23/19 12:15

Lab Sample ID: 580-85662-17

Matrix: Water

Prep Type	Batch Type	Batch Method	Run	Dilution Factor	Batch Number	Prepared or Analyzed	Analyst	Lab
Total/NA	Analysis	300.0		2	299316	04/24/19 15:14	EMM	TAL SEA

Client Sample ID: 0419-21

Date Collected: 04/22/19 18:23

Date Received: 04/23/19 12:15

Lab Sample ID: 580-85662-18

Matrix: Water

Prep Type	Batch Type	Batch Method	Run	Dilution Factor	Batch Number	Prepared or Analyzed	Analyst	Lab
Total/NA	Analysis	8260C		1	299593	04/30/19 19:44	TL1	TAL SEA
Dissolved	Prep	3005A			300007	05/06/19 09:31	T1H	TAL SEA
Dissolved	Analysis	6010C		1	300165	05/07/19 17:21	HJM	TAL SEA
Total Recoverable	Prep	3005A			299972	05/03/19 15:19	T1H	TAL SEA
Total Recoverable	Analysis	6020A		1	300077	05/06/19 19:36	FCW	TAL SEA
Total/NA	Analysis	300.0		1	299316	04/24/19 15:26	EMM	TAL SEA
Total/NA	Analysis	300.0		1	299324	04/24/19 15:26	EMM	TAL SEA
Total/NA	Prep	Distill/Ammonia			299785	05/01/19 13:02	EMM	TAL SEA
Total/NA	Analysis	350.1		1	299850	05/02/19 11:45	EMM	TAL SEA
Total/NA	Analysis	SM 2320B		1	299419	04/26/19 08:52	EMM	TAL SEA
Total/NA	Analysis	SM 2540C		1	299541	04/29/19 07:58	R1K	TAL SEA
Total/NA	Prep	SM 5220			300018	05/06/19 11:23	R1K	TAL SEA
Total/NA	Analysis	SM 5220D		1	300019	05/06/19 11:23	R1K	TAL SEA
Total/NA	Analysis	SM 5310C		1	591151	04/27/19 08:03	VRP	TAL NSH

Laboratory References:

TAL NSH = Eurofins TestAmerica, Nashville, 2960 Foster Creighton Drive, Nashville, TN 37204, TEL (615)726-0177

TAL SEA = Eurofins TestAmerica, Seattle, 5755 8th Street East, Tacoma, WA 98424, TEL (253)922-2310

Eurofins TestAmerica, Seattle

Accreditation/Certification Summary

Client: SCS Engineers
 Project/Site: CSWF (Island Co.)

Job ID: 580-85662-1

Laboratory: Eurofins TestAmerica, Seattle

Unless otherwise noted, all analytes for this laboratory were covered under each accreditation/certification below.

Authority	Program	EPA Region	Identification Number	Expiration Date
Washington	State Program	10	C553	02-17-20

The following analytes are included in this report, but the laboratory is not certified by the governing authority. This list may include analytes for which the agency does not offer certification.

Analysis Method	Prep Method	Matrix	Analyte
6010C	3005A	Water	Calcium
6010C	3005A	Water	Iron
6010C	3005A	Water	Magnesium
6010C	3005A	Water	Manganese
6010C	3005A	Water	Potassium
6010C	3005A	Water	Sodium
6020A	3005A	Water	Antimony
6020A	3005A	Water	Arsenic
6020A	3005A	Water	Barium
6020A	3005A	Water	Beryllium
6020A	3005A	Water	Cadmium
6020A	3005A	Water	Chromium
6020A	3005A	Water	Cobalt
6020A	3005A	Water	Copper
6020A	3005A	Water	Lead
6020A	3005A	Water	Nickel
6020A	3005A	Water	Selenium
6020A	3005A	Water	Silver
6020A	3005A	Water	Thallium
6020A	3005A	Water	Vanadium
6020A	3005A	Water	Zinc
SM 2320B		Water	Hydroxide Alkalinity as CaCO3

Accreditation/Certification Summary

Client: SCS Engineers
Project/Site: CSWF (Island Co.)

Job ID: 580-85662-1

Laboratory: Eurofins TestAmerica, Nashville

All accreditations/certifications held by this laboratory are listed. Not all accreditations/certifications are applicable to this report.

Authority	Program	EPA Region	Identification Number	Expiration Date
A2LA	ISO/IEC 17025		0453.07	12-31-19
Alaska (UST)	State Program	10	UST-087	06-30-19
Arizona	State Program	9	AZ0473	05-05-20
Arkansas DEQ	State Program	6	88-0737	04-25-20
California	State Program	9	2938	06-30-19
Connecticut	State Program	1	PH-0220	12-31-19
Florida	NELAP	4	E87358	06-30-19
Georgia	State Program	4	NA: NELAP & A2LA	12-31-19
Illinois	NELAP	5	200010	12-09-19
Iowa	State Program	7	131	04-01-20
Kansas	NELAP	7	E-10229	10-31-19
Kentucky (UST)	State Program	4	19	06-30-19
Kentucky (WW)	State Program	4	90038	12-31-19
Louisiana	NELAP	6	30613	06-30-19
Maine	State Program	1	TN00032	11-03-19
Maryland	State Program	3	316	03-31-20
Massachusetts	State Program	1	M-TN032	06-30-19
Minnesota	NELAP	5	047-999-345	12-31-19
Mississippi	State Program	4	N/A	06-30-19
Nevada	State Program	9	TN00032	07-31-19
New Hampshire	NELAP	1	2963	10-09-19
New Jersey	NELAP	2	TN965	06-30-19
New York	NELAP	2	11342	03-31-20
North Carolina (WW/SW)	State Program	4	387	12-31-19
North Dakota	State Program	8	R-146	06-30-19
Ohio VAP	State Program	5	CL0033	04-30-19
Oklahoma	State Program	6	9412	08-31-19
Oregon	NELAP	10	TN200001	04-26-19 *
Pennsylvania	NELAP	3	68-00585	07-31-19
Rhode Island	State Program	1	LAO00268	12-30-19
South Carolina	State Program	4	84009 (001)	02-28-19 *
Tennessee	State Program	4	2008	02-23-20
Texas	NELAP	6	T104704077	08-31-19
USDA	Federal		P330-13-00306	04-10-20
Utah	NELAP	8	TN00032	07-31-19
Virginia	NELAP	3	460152	06-14-19
Washington	State Program	10	C789	07-19-19
West Virginia DEP	State Program	3	219	02-28-19 *
Wisconsin	State Program	5	998020430	08-31-19
Wyoming (UST)	A2LA	8	453.07	12-31-19

* Accreditation/Certification renewal pending - accreditation/certification considered valid.

Eurofins TestAmerica, Seattle

Sample Summary

Client: SCS Engineers
Project/Site: CSWF (Island Co.)

Job ID: 580-85662-1

Lab Sample ID	Client Sample ID	Matrix	Collected	Received
580-85662-1	0419-01	Water	04/22/19 10:29	04/23/19 12:15
580-85662-2	0419-02	Water	04/22/19 10:40	04/23/19 12:15
580-85662-3	0419-03	Water	04/22/19 11:14	04/23/19 12:15
580-85662-4	0419-04	Water	04/22/19 11:45	04/23/19 12:15
580-85662-5	0419-05	Water	04/22/19 11:20	04/23/19 12:15
580-85662-6	0419-06	Water	04/22/19 12:45	04/23/19 12:15
580-85662-7	0419-07	Water	04/22/19 12:23	04/23/19 12:15
580-85662-8	0419-08	Water	04/22/19 13:55	04/23/19 12:15
580-85662-9	0419-09	Water	04/22/19 13:00	04/23/19 12:15
580-85662-10	0419-10	Water	04/22/19 15:05	04/23/19 12:15
580-85662-11	0419-11	Water	04/22/19 13:58	04/23/19 12:15
580-85662-12	0419-12	Water	04/22/19 16:30	04/23/19 12:15
580-85662-13	0419-13	Water	04/22/19 14:45	04/23/19 12:15
580-85662-14	0419-14	Water	04/22/19 17:30	04/23/19 12:15
580-85662-15	0419-15	Water	04/22/19 16:20	04/23/19 12:15
580-85662-16	0419-17	Water	04/22/19 17:05	04/23/19 12:15
580-85662-17	0419-19	Water	04/22/19 17:53	04/23/19 12:15
580-85662-18	0419-21	Water	04/22/19 18:23	04/23/19 12:15

Client: SCS Engineers Client Contact: Dan Venchiarutti Date: 4/23/19 Chain of Custody Number: 35944
 Address: 2405 140th Ave NE #107 Telephone Number (Area Code)/Fax Number: _____ Lab Number: _____
 City: Bellame State: WA Zip Code: 98005 Sampler: Sam G. Lab Contact: Wayse Zalini Page 1 of 2

Project Name and Location (State): CSWF (Island Co) Billing Contact: Dan J.
 Contract/Purchase Order/Quote No.: _____

Sample I.D. and Location/Description (Containers for each sample may be combined on one line)	Date	Time	Matrix				Containers & Preservatives						Analysis (Attach list if more space is needed)										Speci Cond	Loc: 580 85662				
			Air	Aqueous	Sed.	Soil	Unpres.	H2SO4	HNO3	HCl	NaOH	ZnAc/NaOH	TOC	COD	Cl, F, SO4	Nitrate/Nitrite	Alkyl. Carb. Bicarbs	Total Metals	Diss. Metals	Ammonia	VOCs	TDs						
0419-01	4/22/19	1029		X			2	3	2	3						X	X	X	X	X	X	X	X	X	X	X		
0419-02		1040																										
0419-03		1114																										
0419-04		1145																										
0419-05		1120																										
0419-06		1245																										
0419-07		1223																										
0419-08		1355																										
0419-09		1300																										
0419-10		1505																										
0419-11		1358																										
0419-12		1630																										

Cooler: Yes No Cooler Temp: _____ Possible Hazard Identification: Non-Hazard Flammable Skin Irritant Poison B Unknown
 Sample Disposal: Return To Client Disposal By Lab Archive For _____ Months (A fee may be assessed if samples are retained longer than 1 month)

Turn Around Time Required (business days): 24 Hours 48 Hours 5 Days 10 Days 15 Days Other Standard QC Requirements (Specify): _____

1. Relinquished By: <u>[Signature]</u>	Date: <u>4/23/19</u>	Time: <u>12:55 PM</u>	1. Received By: <u>[Signature]</u>	Date: <u>4/23/19</u>	Time: <u>12:15</u>
2. Relinquished By: _____	Date: _____	Time: _____	2. Received By: _____	Date: _____	Time: _____
3. Relinquished By: _____	Date: _____	Time: _____	3. Received By: _____	Date: _____	Time: _____

Comments: _____



580-85662 Chain of Custody

Client: SCS Engineers
Client Contact: Dean Vanchiarutti
Address: 2405 140th Ave NE # 107
City: Bellevue
State: WA OR ID MT WY ND SD NE KS OK MO IL IN OH PA NY NJ DE MD VA NC SC GA FL AL MS LA TX AZ NV UT CO WY NM AK HI
Zip Code:
Project Name and Location (State): CSWF (Island Co.)
Contract/Purchase Order/Quote No.:
Client Contact: Dean Vanchiarutti
Telephone Number (Area Code)/Fax Number: 425-289-5455
Date: 4/23/19
Chain of Custody Number: 35946
Page: 2 **of:** 2

Sample I.D. and Location/Description (Containers for each sample may be combined on one line)	Date	Time	Matrix				Containers & Preservatives							TOC	COD	Cl, F, SO ₄	Nitrate/Nitrite	Alks. Carb. Bicarb.	Total Metals	Dis. Metals	Ammonia	VOCs	TDS	Special Instructions/ Conditions of Receipt												
			Air	Aqueous	Sed.	Soil	Unpres.	H2SO4	HNO3	HCl	NaOH	ZnAc2/ NaOH																								
0419-13	4/22/19	1445	X																																	
0419-14		1730																																		
0419-15		1620																																		
0419-17		1705																																		
0419-19*		1753																																		
0419-21		1823																																		

Cooler: Yes No Cooler Temp: _____
Possible Hazard Identification: Non-Hazard Flammable Skin Irritant Poison B Unknown
Sample Disposal: Return To Client Disposal By Lab Archive For _____ Months (A fee may be assessed if samples are retained longer than 1 month)
Turn Around Time Required (business days): 24 Hours 48 Hours 5 Days 10 Days 15 Days Other Standard
QC Requirements (Specify):
 1. Relinquished By: *[Signature]* Date: 4/23/19 Time: 12:15 pm
 1. Received By: *[Signature]* Francisco Lung, Jr. Date: 4/23/19 Time: 12:15
 2. Relinquished By: _____ Date: _____ Time: _____
 2. Received By: _____ Date: _____ Time: _____
 3. Relinquished By: _____ Date: _____ Time: _____
 3. Received By: _____ Date: _____ Time: _____
 Comments: _____

1
2
3
4
5
6
7
8
9
10
11


Therm. ID: A7 Cor: 7.6 ° Inc: 4.0 °
Cooler Desc: 1.5 Blue FedEx:
Packing: Bubble UPS:
Cust. Seal: Yes No Y Lab Cour: Y
Blue Ice, Yel. Dry, None Other:

Therm. ID: A2 Cor: 4.5 ° Inc: 2.4 °
Cooler Desc: 1.5 Blue FedEx:
Packing: Bubble UPS:
Cust. Seal: Yes No Y Lab Cour: Y
Blue Ice, Yel. Dry, None Other:

Therm. ID: TQ5 Cor: 8.1 ° Inc: 9.2 °
Cooler Desc: 1.6 Blue FedEx:
Packing: Bubble UPS:
Cust. Seal: Yes No Y Lab Cour: Y
Blue Ice, Yel. Dry, None Other:

Therm. ID: TQ5 Cor: 3.7 ° Inc: 3.5 °
Cooler Desc: 1.6 Green FedEx:
Packing: Bubble UPS:
Cust. Seal: Yes No Y Lab Cour: Y
Blue Ice, Yel. Dry, None Other:

Therm. ID: TQ5 Cor: 1.0 ° Inc: 1.4 °
Cooler Desc: 1.6 Blue FedEx:
Packing: Bubble UPS:
Cust. Seal: Yes No Y Lab Cour: Y
Blue Ice, Yel. Dry, None Other:



COOLER RECEIPT FORM

Cooler Received/Opened On 04-25-2019 @ 09:00

Time Samples Removed From Cooler 1700 Time Samples Placed In Storage 1724 (2 Hour Window)

1. Tracking # 2877 (last 4 digits, FedEx) Courier: FedEx
IR Gun ID 17960358 pH Strip Lot _____ Chlorine Strip Lot _____
2. Temperature of rep. sample or temp blank when opened: 3.2 Degrees Celsius
3. If Item #2 temperature is 0°C or less, was the representative sample or temp blank frozen? YES NO...NA YES NO NA
4. Were custody seals on outside of cooler? YES...NO...NA YES NO NA
If yes, how many and where: 1 (side)
5. Were the seals intact, signed, and dated correctly? YES...NO...NA YES NO NA
6. Were custody papers inside cooler? YES...NO...NA YES NO NA

I certify that I opened the cooler and answered questions 1-6 (initial) TR

7. Were custody seals on containers: YES NO and Intact YES...NO...NA YES NO NA
Were these signed and dated correctly? YES...NO...NA YES NO NA
8. Packing mat'l used? Bubblewrap Plastic bag Peanuts Vermiculite Foam Insert Paper Other None
9. Cooling process: Ice Ice-pack Ice (direct contact) Dry ice Other None
10. Did all containers arrive in good condition (unbroken)? YES...NO...NA YES NO NA
11. Were all container labels complete (#, date, signed, pres., etc)? YES...NO...NA YES NO NA
12. Did all container labels and tags agree with custody papers? YES...NO...NA YES NO NA
- 13a. Were VOA vials received? YES...NO...NA YES NO NA
- b. Was there any observable headspace present in any VOA vial? YES...NO...NA YES NO NA



Larger than this.

14. Was there a Trip Blank in this cooler? YES...NO...NA YES NO NA If multiple coolers, sequence # _____

I certify that I unloaded the cooler and answered questions 7-14 (initial) TR

- 15a. On pres'd bottles, did pH test strips suggest preservation reached the correct pH level? YES...NO...NA YES NO NA
- b. Did the bottle labels indicate that the correct preservatives were used? YES...NO...NA YES NO NA
16. Was residual chlorine present? YES...NO...NA YES NO NA

I certify that I checked for chlorine and pH as per SOP and answered questions 15-16 (initial) TR

17. Were custody papers properly filled out (ink, signed, etc)? YES...NO...NA YES NO NA
18. Did you sign the custody papers in the appropriate place? YES...NO...NA YES NO NA
19. Were correct containers used for the analysis requested? YES...NO...NA YES NO NA
20. Was sufficient amount of sample sent in each container? YES...NO...NA YES NO NA

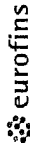
I certify that I entered this project into LIMS and answered questions 17-20 (initial) TR

I certify that I attached a label with the unique LIMS number to each container (initial) TR

21. Were there Non-Conformance issues at login? YES...NO...NA YES NO NA Was a NCM generated? YES...NO...NA YES NO NA # 204217

Chain of Custody Record

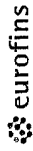
Loc: 580
85662



Client Information (Sub Contract Lab)		Lab PM: Zalmal, Kayse 1	COC No: 580-65374.1							
Client Contact: Shipping/Receiving		Phone: E-Mail: kayse.zalmal@testamericainc.com	Page: Page 1 of 2							
Company: TestAmerica Laboratories, Inc		Address: 2960 Foster Creighton Drive, Nashville, TN, 37204	Job #: 580-85662-1							
Due Date Requested: 5/3/2019		Accreditations Required (See note): State Program - Washington								
TAT Requested (days):		Analysis Requested								
PO #:	WO #:	Preservation Codes: M - Hexane N - None O - AsNaO2 P - Na2O4S Q - Na2SO3 R - Na2S2O3 S - H2SO4 G - Amchlor H - Ascorbic Acid I - Ice J - DI Water K - EDTA L - EDA Other:								
Project #: 58009563	Site: Island County-CSWF-Q1 & Q3	Total Number of Containers								
Field Filtered Sample (Yes or No)		5310C/Total Organic Carbon (TOC)								
Performing MS/SP (Yes/No)		X								
Sample Identification - Client ID (Lab ID)	Sample Date	Sample Time	Sample Type (C=comp, G=grab)	Matrix (W=water, S=solid, O=water/dil, BT=Tissue, A=Air)	Preservation Code	Field Filtered Sample (Yes or No)	Performing MS/SP (Yes/No)	5310C/Total Organic Carbon (TOC)	Total Number of Containers	Special Instructions/Note:
0419-01 (580-85662-1)	4/22/19	10:29 Pacific	Water	Water		X				
0419-02 (580-85662-2)	4/22/19	10:40 Pacific	Water	Water		X				
0419-03 (580-85662-3)	4/22/19	11:14 Pacific	Water	Water		X				
0419-04 (580-85662-4)	4/22/19	11:45 Pacific	Water	Water		X				
0419-05 (580-85662-5)	4/22/19	11:20 Pacific	Water	Water		X				
0419-06 (580-85662-6)	4/22/19	12:45 Pacific	Water	Water		X				
0419-07 (580-85662-7)	4/22/19	12:23 Pacific	Water	Water		X				
0419-08 (580-85662-8)	4/22/19	13:55 Pacific	Water	Water		X				
0419-09 (580-85662-9)	4/22/19	13:00 Pacific	Water	Water		X				
<p>Note: Since laboratory accreditations are subject to change, TestAmerica Laboratories, Inc. places the ownership of method, analyte & accreditation compliance upon out subcontract laboratories. This sample shipment is forwarded under chain-of-custody. If the laboratory does not currently maintain accreditation in the State of Origin listed above for analysis/test/matrix being analyzed, the samples must be shipped back to the TestAmerica laboratory or other instructions will be provided. Any changes to accreditation status should be brought to TestAmerica Laboratories, Inc. attention immediately. If all requested accreditations are current to date, return the signed Chain of Custody attesting to said compliance to TestAmerica Laboratories, Inc.</p>										
Possible Hazard Identification										
Unconfirmed										
Deliverable Requested: I, II, III, IV, Other (specify) Primary Deliverable Rank: 2										
Empty Kit Relinquished by: _____ Date: _____ Time: _____ Method of Shipment: _____										
Relinquished by: <i>Tom Blank</i> Date/Time: 4/25/19 Company: TA Seal										
Relinquished by: _____ Date/Time: _____ Company: _____										
Relinquished by: _____ Date/Time: _____ Company: _____										
Custody Seals Intact: _____ Custody Seal No.: _____ Cooler Temperature(s) °C and Other Remarks: 1-8										
<input type="checkbox"/> Return To Client <input type="checkbox"/> Disposal By Lab <input type="checkbox"/> Archive For _____ Months Special Instructions/QC Requirements:										



Chain of Custody Record



Client Information (Sub Contract Lab)		Lab PIV: Zalmal, Kayse 1	Carrier Tracking No(s):	COC No: 580-856374.2	
Shipping/Receiving		E-Mail: kayse.zalmal@testamericainc.com	State of Origin: Washington	Page: Page 2 of 2	
Company: TestAmerica Laboratories, Inc		Accreditations Required (See note): State Program - Washington		Job #: 580-85662-1	
Address: 2960 Foster Creighton Drive, Nashville, TN, 37204		Analysis Requested			
Phone: 615-726-0177(Tel) 615-726-3404(Fax)					
Email:		Preservation Codes: A - HCL B - NaOH C - Zn Acetate D - Nitric Acid E - NaHSO4 F - MeOH G - Amchlor H - Ascorbic Acid I - Ice J - DI Water K - EDTA L - EDA Other:			
Project Name: CSWF (Island Co.)					
Site: Island County-CSWF-Q1 & Q3		Preservation Codes: M - Hexane N - None O - AshNaO2 P - Na2O4S Q - Na2SO3 R - Na2SO3 S - H2SO4 T - TSP Dodecahydrate U - Acetone V - MCAA W - pH 4-5 Z - other (specify)			
PO #: WO #:					
Project #: 58009563		Special Instructions/Note:			
SSOW#:					
Sample Identification - Client ID (Lab ID)		Field Filtered Sample (Yes or No)			
		Perennial/SP (Yes or No)			
Sample Date		Sample Time		Matrix (W=Water, S=Soil, O=Other)	
		Sample Type (C=Comp, G=grab)		Preservation Code	
0419-10 (580-85662-10)		4/22/19	15:05 Pacific	Water	X
0419-11 (580-85662-11)		4/22/19	13:58 Pacific	Water	X
0419-12 (580-85662-12)		4/22/19	16:30 Pacific	Water	X
0419-13 (580-85662-13)		4/22/19	14:45 Pacific	Water	X
0419-14 (580-85662-14)		4/22/19	17:30 Pacific	Water	X
0419-15 (580-85662-15)		4/22/19	16:20 Pacific	Water	X
0419-17 (580-85662-16)		4/22/19	17:05 Pacific	Water	X
0419-21 (580-85662-18)		4/22/19	18:23 Pacific	Water	X
Sample Disposal (A fee may be assessed if samples are retained longer than 1 month)		<input type="checkbox"/> Return To Client		<input type="checkbox"/> Disposal By Lab	
		<input type="checkbox"/> Archive For		Months	
Special Instructions/QC Requirements:		Special Instructions/QC Requirements:			
Empty Kit Relinquished by:		Date:		Method of Shipment:	
Relinquished by: <i>Tom Blanton</i>		Date/Time: 4/24/19		Company	
Relinquished by:		Date/Time:		Company	
Relinquished by:		Date/Time:		Company	
Custody Seals Intact: <input type="checkbox"/> Yes <input type="checkbox"/> No		Custody Seal No.:		Cooler Temperature(s) °C and Other Remarks: (3.8)	

Note: Since laboratory accreditations are subject to change, TestAmerica Laboratories, Inc. places the ownership of method, analyte & accreditation compliance upon out subcontract laboratories. This sample shipment is forwarded under chain-of-custody. I

Possible Hazard Identification

Unconfirmed

Deliverable Requested: I, II, III, IV, Other (specify) Primary Deliverable Rank: 2

Login Sample Receipt Checklist

Client: SCS Engineers

Job Number: 580-85662-1

Login Number: 85662

List Number: 1

Creator: Hobbs, Kenneth F

List Source: Eurofins TestAmerica, Seattle

Question	Answer	Comment
Radioactivity wasn't checked or is \leq background as measured by a survey meter.	N/A	
The cooler's custody seal, if present, is intact.	True	
Sample custody seals, if present, are intact.	True	
The cooler or samples do not appear to have been compromised or tampered with.	True	
Samples were received on ice.	True	
Cooler Temperature is acceptable.	False	
Cooler Temperature is recorded.	True	
COC is present.	True	
COC is filled out in ink and legible.	True	
COC is filled out with all pertinent information.	True	
Is the Field Sampler's name present on COC?	True	
There are no discrepancies between the containers received and the COC.	True	
Samples are received within Holding Time (excluding tests with immediate HTs)	True	
Sample containers have legible labels.	True	
Containers are not broken or leaking.	True	
Sample collection date/times are provided.	True	
Appropriate sample containers are used.	True	
Sample bottles are completely filled.	True	
Sample Preservation Verified.	True	
There is sufficient vol. for all requested analyses, incl. any requested MS/MSDs	True	
Containers requiring zero headspace have no headspace or bubble is $<6\text{mm}$ (1/4").	N/A	
Multiphasic samples are not present.	True	
Samples do not require splitting or compositing.	True	
Residual Chlorine Checked.	N/A	


ANALYTICAL REPORT

Eurofins TestAmerica, Seattle
5755 8th Street East
Tacoma, WA 98424
Tel: (253)922-2310

Laboratory Job ID: 580-85738-1
Client Project/Site: CSWF (Island Co)

For:
SCS Engineers
2405 140th Avenue NE
Suite 107
Bellevue, Washington 98005-1877

Attn: Mr. Dan Venchiarutti



Authorized for release by:
5/9/2019 12:41:22 PM
Ashley Worthy, Project Manager I
ashley.worthy@testamericainc.com
Designee for
Kayse Zalmai, Project Manager I
(253)922-2310
kayse.zalmai@testamericainc.com

LINKS

Review your project
results through
TotalAccess

Have a Question?



Visit us at:
www.testamericainc.com

This report has been electronically signed and authorized by the signatory. Electronic signature is intended to be the legally binding equivalent of a traditionally handwritten signature.

Results relate only to the items tested and the sample(s) as received by the laboratory.



Table of Contents

Cover Page	1
Table of Contents	2
Case Narrative	3
Definitions	4
Client Sample Results	5
QC Sample Results	29
Chronicle	43
Certification Summary	49
Sample Summary	51
Chain of Custody	52
Receipt Checklists	53

Case Narrative

Client: SCS Engineers
Project/Site: CSWF (Island Co)

Job ID: 580-85738-1

Job ID: 580-85738-1

Laboratory: Eurofins TestAmerica, Seattle

Narrative

**Job Narrative
580-85738-1**

Comments

No additional comments.

Receipt

The samples were received on 4/24/2019 12:45 PM; the samples arrived in good condition, properly preserved and, where required, on ice. The temperatures of the 3 coolers at receipt time were 2.7° C, 4.2° C and 7.0° C.

Receipt Exceptions

The following sample was received at the laboratory outside the required temperature criteria: 0419-16 (580-85738-1).

GC/MS VOA

Method(s) 8260C: The minimum response factor (RF) criteria for the continuing calibration verification (CCV) analyzed in batch 580-299439 was outside criteria for the following analyte(s): 2-Butanone. As indicated in the reference method, sample analysis may proceed; however, any detection or non-detection for the affected analyte(s) is considered estimated.

No additional analytical or quality issues were noted, other than those described above or in the Definitions/Glossary page.

Metals

No analytical or quality issues were noted, other than those described in the Definitions/Glossary page.

General Chemistry

No analytical or quality issues were noted, other than those described in the Definitions/Glossary page.

Definitions/Glossary

Client: SCS Engineers
Project/Site: CSWF (Island Co)

Job ID: 580-85738-1

Qualifiers

GC/MS VOA

Qualifier	Qualifier Description
J	Result is less than the RL but greater than or equal to the MDL and the concentration is an approximate value.

Metals

Qualifier	Qualifier Description
4	MS, MSD: The analyte present in the original sample is greater than 4 times the matrix spike concentration; therefore, control limits are not applicable.

General Chemistry

Qualifier	Qualifier Description
F1	MS and/or MSD Recovery is outside acceptance limits.

Glossary

Abbreviation	These commonly used abbreviations may or may not be present in this report.
α	Listed under the "D" column to designate that the result is reported on a dry weight basis
%R	Percent Recovery
CFL	Contains Free Liquid
CNF	Contains No Free Liquid
DER	Duplicate Error Ratio (normalized absolute difference)
Dil Fac	Dilution Factor
DL	Detection Limit (DoD/DOE)
DL, RA, RE, IN	Indicates a Dilution, Re-analysis, Re-extraction, or additional Initial metals/anion analysis of the sample
DLC	Decision Level Concentration (Radiochemistry)
EDL	Estimated Detection Limit (Dioxin)
LOD	Limit of Detection (DoD/DOE)
LOQ	Limit of Quantitation (DoD/DOE)
MDA	Minimum Detectable Activity (Radiochemistry)
MDC	Minimum Detectable Concentration (Radiochemistry)
MDL	Method Detection Limit
ML	Minimum Level (Dioxin)
NC	Not Calculated
ND	Not Detected at the reporting limit (or MDL or EDL if shown)
PQL	Practical Quantitation Limit
QC	Quality Control
RER	Relative Error Ratio (Radiochemistry)
RL	Reporting Limit or Requested Limit (Radiochemistry)
RPD	Relative Percent Difference, a measure of the relative difference between two points
TEF	Toxicity Equivalent Factor (Dioxin)
TEQ	Toxicity Equivalent Quotient (Dioxin)

Client Sample Results

Client: SCS Engineers
Project/Site: CSWF (Island Co)

Job ID: 580-85738-1

Client Sample ID: 0419-16

Lab Sample ID: 580-85738-1

Date Collected: 04/22/19 18:50

Matrix: Water

Date Received: 04/24/19 12:45

Method: 8260C - Volatile Organic Compounds (GC/MS)

Analyte	Result	Qualifier	RL	MDL	Unit	D	Prepared	Analyzed	Dil Fac
1,1,1,2-Tetrachloroethane	ND		0.30		ug/L			04/26/19 13:25	1
1,1,1-Trichloroethane	ND		0.20		ug/L			04/26/19 13:25	1
1,1,2,2-Tetrachloroethane	ND		0.20		ug/L			04/26/19 13:25	1
1,1,2-Trichloroethane	ND		0.20		ug/L			04/26/19 13:25	1
1,1-Dichloroethane	ND		0.20		ug/L			04/26/19 13:25	1
1,1-Dichloroethene	ND		0.20		ug/L			04/26/19 13:25	1
1,2,3-Trichloropropane	ND		0.20		ug/L			04/26/19 13:25	1
1,2-Dibromo-3-Chloropropane	ND		2.0		ug/L			04/26/19 13:25	1
1,2-Dibromoethane	ND		0.10		ug/L			04/26/19 13:25	1
1,2-Dichlorobenzene	ND		0.30		ug/L			04/26/19 13:25	1
1,2-Dichloroethane	ND		0.20		ug/L			04/26/19 13:25	1
1,2-Dichloropropane	ND		0.20		ug/L			04/26/19 13:25	1
1,4-Dichlorobenzene	ND		0.30		ug/L			04/26/19 13:25	1
2-Butanone	ND		10		ug/L			04/26/19 13:25	1
2-Hexanone	ND		3.0		ug/L			04/26/19 13:25	1
4-Methyl-2-pentanone	ND		5.0		ug/L			04/26/19 13:25	1
Acetone	ND		6.0		ug/L			04/26/19 13:25	1
Acrylonitrile	ND		10		ug/L			04/26/19 13:25	1
Benzene	ND		0.20		ug/L			04/26/19 13:25	1
Bromochloromethane	ND		0.20		ug/L			04/26/19 13:25	1
Bromodichloromethane	ND		0.20		ug/L			04/26/19 13:25	1
Bromoform	ND		0.50		ug/L			04/26/19 13:25	1
Bromomethane	ND		0.50		ug/L			04/26/19 13:25	1
Carbon disulfide	ND		0.30		ug/L			04/26/19 13:25	1
Carbon tetrachloride	ND		0.20		ug/L			04/26/19 13:25	1
Chlorobenzene	ND		0.20		ug/L			04/26/19 13:25	1
Chloroethane	ND		0.50		ug/L			04/26/19 13:25	1
Chloroform	ND		0.20		ug/L			04/26/19 13:25	1
Chloromethane	ND		0.50		ug/L			04/26/19 13:25	1
cis-1,2-Dichloroethene	ND		0.20		ug/L			04/26/19 13:25	1
cis-1,3-Dichloropropene	ND		0.20		ug/L			04/26/19 13:25	1
Dibromochloromethane	ND		0.20		ug/L			04/26/19 13:25	1
Dibromomethane	ND		0.20		ug/L			04/26/19 13:25	1
Ethylbenzene	ND		0.20		ug/L			04/26/19 13:25	1
m,p-Xylene	ND		0.50		ug/L			04/26/19 13:25	1
Methyl iodide	ND		0.50		ug/L			04/26/19 13:25	1
Methylene Chloride	ND		5.0		ug/L			04/26/19 13:25	1
o-Xylene	ND		0.50		ug/L			04/26/19 13:25	1
Styrene	ND		0.50		ug/L			04/26/19 13:25	1
Tetrachloroethene	ND		0.50		ug/L			04/26/19 13:25	1
Toluene	ND		0.20		ug/L			04/26/19 13:25	1
trans-1,2-Dichloroethene	ND		0.20		ug/L			04/26/19 13:25	1
trans-1,3-Dichloropropene	ND		0.20		ug/L			04/26/19 13:25	1
trans-1,4-Dichloro-2-butene	ND		2.0		ug/L			04/26/19 13:25	1
Trichloroethene	ND		0.20		ug/L			04/26/19 13:25	1
Trichlorofluoromethane	ND		0.50		ug/L			04/26/19 13:25	1
Vinyl acetate	ND		1.0		ug/L			04/26/19 13:25	1
Vinyl chloride	ND		0.020		ug/L			04/26/19 13:25	1

Client Sample Results

Client: SCS Engineers
Project/Site: CSWF (Island Co)

Job ID: 580-85738-1

Client Sample ID: 0419-16

Lab Sample ID: 580-85738-1

Date Collected: 04/22/19 18:50

Matrix: Water

Date Received: 04/24/19 12:45

Surrogate	%Recovery	Qualifier	Limits	Prepared	Analyzed	Dil Fac
1,2-Dichloroethane-d4 (Surr)	110		80 - 120		04/26/19 13:25	1
4-Bromofluorobenzene (Surr)	91		80 - 120		04/26/19 13:25	1
Dibromofluoromethane (Surr)	100		80 - 120		04/26/19 13:25	1
Toluene-d8 (Surr)	99		75 - 125		04/26/19 13:25	1
Trifluorotoluene (Surr)	110		80 - 120		04/26/19 13:25	1

Method: 6010C - Metals (ICP) - Dissolved

Analyte	Result	Qualifier	RL	MDL	Unit	D	Prepared	Analyzed	Dil Fac
Calcium	59		1.1		mg/L		05/07/19 20:55	05/08/19 16:47	1
Iron	0.82		0.30		mg/L		05/07/19 20:55	05/08/19 16:47	1
Magnesium	28		1.1		mg/L		05/07/19 20:55	05/08/19 16:47	1
Manganese	0.62		0.020		mg/L		05/07/19 20:55	05/08/19 16:47	1
Potassium	6.1		3.3		mg/L		05/07/19 20:55	05/08/19 16:47	1
Sodium	38		2.0		mg/L		05/07/19 20:55	05/08/19 16:47	1

Method: 6020A - Metals (ICP/MS) - Total Recoverable

Analyte	Result	Qualifier	RL	MDL	Unit	D	Prepared	Analyzed	Dil Fac
Antimony	ND		0.00040		mg/L		05/06/19 15:26	05/07/19 11:16	1
Arsenic	0.0016		0.0010		mg/L		05/06/19 15:26	05/07/19 11:16	1
Barium	0.084		0.0012		mg/L		05/06/19 15:26	05/07/19 11:16	1
Beryllium	ND		0.00040		mg/L		05/06/19 15:26	05/07/19 11:16	1
Cadmium	ND		0.00040		mg/L		05/06/19 15:26	05/07/19 11:16	1
Chromium	ND		0.00040		mg/L		05/06/19 15:26	05/07/19 11:16	1
Cobalt	ND		0.00040		mg/L		05/06/19 15:26	05/07/19 11:16	1
Copper	ND		0.0020		mg/L		05/06/19 15:26	05/07/19 11:16	1
Lead	ND		0.00080		mg/L		05/06/19 15:26	05/07/19 11:16	1
Nickel	ND		0.0030		mg/L		05/06/19 15:26	05/07/19 11:16	1
Selenium	ND		0.0080		mg/L		05/06/19 15:26	05/07/19 11:16	1
Silver	ND		0.00040		mg/L		05/06/19 15:26	05/07/19 11:16	1
Thallium	ND		0.0010		mg/L		05/06/19 15:26	05/07/19 11:16	1
Vanadium	ND		0.0040		mg/L		05/06/19 15:26	05/07/19 11:16	1
Zinc	ND		0.0070		mg/L		05/06/19 15:26	05/07/19 11:16	1

General Chemistry

Analyte	Result	Qualifier	RL	MDL	Unit	D	Prepared	Analyzed	Dil Fac
Fluoride	ND		0.20		mg/L			04/30/19 18:12	1
Chloride	20		0.90		mg/L			04/30/19 18:12	1
Sulfate	34		1.2		mg/L			04/30/19 18:12	1
Ammonia	ND		0.50		mg/L		04/26/19 10:57	04/26/19 14:17	1
Nitrate Nitrite as N	ND	F1	0.15		mg/L			05/06/19 19:17	1
Total Organic Carbon	2.7		1.0		mg/L			04/27/19 08:03	1
Analyte	Result	Qualifier	RL	RL	Unit	D	Prepared	Analyzed	Dil Fac
Alkalinity	270		5.0		mg/L			04/30/19 11:04	1
Bicarbonate Alkalinity as CaCO3	270		5.0		mg/L			04/30/19 11:04	1
Carbonate Alkalinity as CaCO3	ND		5.0		mg/L			04/30/19 11:04	1
Hydroxide Alkalinity as CaCO3	ND		5.0		mg/L			04/30/19 11:04	1
Total Dissolved Solids	290		10		mg/L			04/29/19 07:58	1
Chemical Oxygen Demand	ND		10		mg/L		05/08/19 14:47	05/08/19 14:47	1

Client Sample Results

Client: SCS Engineers
Project/Site: CSWF (Island Co)

Job ID: 580-85738-1

Client Sample ID: 0419-18

Lab Sample ID: 580-85738-2

Date Collected: 04/23/19 09:00

Matrix: Water

Date Received: 04/24/19 12:45

Method: 8260C - Volatile Organic Compounds (GC/MS)

Analyte	Result	Qualifier	RL	MDL	Unit	D	Prepared	Analyzed	Dil Fac
1,1,1,2-Tetrachloroethane	ND		0.30		ug/L			04/26/19 13:51	1
1,1,1-Trichloroethane	ND		0.20		ug/L			04/26/19 13:51	1
1,1,2,2-Tetrachloroethane	ND		0.20		ug/L			04/26/19 13:51	1
1,1,2-Trichloroethane	ND		0.20		ug/L			04/26/19 13:51	1
1,1-Dichloroethane	ND		0.20		ug/L			04/26/19 13:51	1
1,1-Dichloroethene	ND		0.20		ug/L			04/26/19 13:51	1
1,2,3-Trichloropropane	ND		0.20		ug/L			04/26/19 13:51	1
1,2-Dibromo-3-Chloropropane	ND		2.0		ug/L			04/26/19 13:51	1
1,2-Dibromoethane	ND		0.10		ug/L			04/26/19 13:51	1
1,2-Dichlorobenzene	ND		0.30		ug/L			04/26/19 13:51	1
1,2-Dichloroethane	ND		0.20		ug/L			04/26/19 13:51	1
1,2-Dichloropropane	ND		0.20		ug/L			04/26/19 13:51	1
1,4-Dichlorobenzene	ND		0.30		ug/L			04/26/19 13:51	1
2-Butanone	ND		10		ug/L			04/26/19 13:51	1
2-Hexanone	ND		3.0		ug/L			04/26/19 13:51	1
4-Methyl-2-pentanone	ND		5.0		ug/L			04/26/19 13:51	1
Acetone	ND		6.0		ug/L			04/26/19 13:51	1
Acrylonitrile	ND		10		ug/L			04/26/19 13:51	1
Benzene	ND		0.20		ug/L			04/26/19 13:51	1
Bromochloromethane	ND		0.20		ug/L			04/26/19 13:51	1
Bromodichloromethane	ND		0.20		ug/L			04/26/19 13:51	1
Bromoform	ND		0.50		ug/L			04/26/19 13:51	1
Bromomethane	ND		0.50		ug/L			04/26/19 13:51	1
Carbon disulfide	ND		0.30		ug/L			04/26/19 13:51	1
Carbon tetrachloride	ND		0.20		ug/L			04/26/19 13:51	1
Chlorobenzene	ND		0.20		ug/L			04/26/19 13:51	1
Chloroethane	ND		0.50		ug/L			04/26/19 13:51	1
Chloroform	ND		0.20		ug/L			04/26/19 13:51	1
Chloromethane	ND		0.50		ug/L			04/26/19 13:51	1
cis-1,2-Dichloroethene	ND		0.20		ug/L			04/26/19 13:51	1
cis-1,3-Dichloropropene	ND		0.20		ug/L			04/26/19 13:51	1
Dibromochloromethane	ND		0.20		ug/L			04/26/19 13:51	1
Dibromomethane	ND		0.20		ug/L			04/26/19 13:51	1
Ethylbenzene	ND		0.20		ug/L			04/26/19 13:51	1
m,p-Xylene	ND		0.50		ug/L			04/26/19 13:51	1
Methyl iodide	ND		0.50		ug/L			04/26/19 13:51	1
Methylene Chloride	ND		5.0		ug/L			04/26/19 13:51	1
o-Xylene	ND		0.50		ug/L			04/26/19 13:51	1
Styrene	ND		0.50		ug/L			04/26/19 13:51	1
Tetrachloroethene	ND		0.50		ug/L			04/26/19 13:51	1
Toluene	ND		0.20		ug/L			04/26/19 13:51	1
trans-1,2-Dichloroethene	ND		0.20		ug/L			04/26/19 13:51	1
trans-1,3-Dichloropropene	ND		0.20		ug/L			04/26/19 13:51	1
trans-1,4-Dichloro-2-butene	ND		2.0		ug/L			04/26/19 13:51	1
Trichloroethene	ND		0.20		ug/L			04/26/19 13:51	1
Trichlorofluoromethane	ND		0.50		ug/L			04/26/19 13:51	1
Vinyl acetate	ND		1.0		ug/L			04/26/19 13:51	1
Vinyl chloride	ND		0.020		ug/L			04/26/19 13:51	1

Eurofins TestAmerica, Seattle

Client Sample Results

Client: SCS Engineers
Project/Site: CSWF (Island Co)

Job ID: 580-85738-1

Client Sample ID: 0419-18

Lab Sample ID: 580-85738-2

Date Collected: 04/23/19 09:00

Matrix: Water

Date Received: 04/24/19 12:45

Surrogate	%Recovery	Qualifier	Limits	Prepared	Analyzed	Dil Fac
1,2-Dichloroethane-d4 (Surr)	113		80 - 120		04/26/19 13:51	1
4-Bromofluorobenzene (Surr)	93		80 - 120		04/26/19 13:51	1
Dibromofluoromethane (Surr)	103		80 - 120		04/26/19 13:51	1
Toluene-d8 (Surr)	101		75 - 125		04/26/19 13:51	1
Trifluorotoluene (Surr)	104		80 - 120		04/26/19 13:51	1

Method: 6010C - Metals (ICP) - Dissolved

Analyte	Result	Qualifier	RL	MDL	Unit	D	Prepared	Analyzed	Dil Fac
Calcium	81		1.1		mg/L		05/07/19 20:55	05/08/19 16:50	1
Iron	ND		0.30		mg/L		05/07/19 20:55	05/08/19 16:50	1
Magnesium	54		1.1		mg/L		05/07/19 20:55	05/08/19 16:50	1
Manganese	0.16		0.020		mg/L		05/07/19 20:55	05/08/19 16:50	1
Potassium	7.8		3.3		mg/L		05/07/19 20:55	05/08/19 16:50	1
Sodium	39		2.0		mg/L		05/07/19 20:55	05/08/19 16:50	1

Method: 6020A - Metals (ICP/MS) - Total Recoverable

Analyte	Result	Qualifier	RL	MDL	Unit	D	Prepared	Analyzed	Dil Fac
Antimony	ND		0.00040		mg/L		05/06/19 15:26	05/07/19 11:55	1
Arsenic	0.0083		0.0010		mg/L		05/06/19 15:26	05/07/19 11:55	1
Barium	0.042		0.0012		mg/L		05/06/19 15:26	05/07/19 11:55	1
Beryllium	ND		0.00040		mg/L		05/06/19 15:26	05/07/19 11:55	1
Cadmium	ND		0.00040		mg/L		05/06/19 15:26	05/07/19 11:55	1
Chromium	0.00041		0.00040		mg/L		05/06/19 15:26	05/07/19 11:55	1
Cobalt	ND		0.00040		mg/L		05/06/19 15:26	05/07/19 11:55	1
Copper	ND		0.0020		mg/L		05/06/19 15:26	05/07/19 11:55	1
Lead	ND		0.00080		mg/L		05/06/19 15:26	05/07/19 11:55	1
Nickel	ND		0.0030		mg/L		05/06/19 15:26	05/07/19 11:55	1
Selenium	ND		0.0080		mg/L		05/06/19 15:26	05/07/19 11:55	1
Silver	ND		0.00040		mg/L		05/06/19 15:26	05/07/19 11:55	1
Thallium	ND		0.0010		mg/L		05/06/19 15:26	05/07/19 11:55	1
Vanadium	ND		0.0040		mg/L		05/06/19 15:26	05/07/19 11:55	1
Zinc	ND		0.0070		mg/L		05/06/19 15:26	05/07/19 11:55	1

General Chemistry

Analyte	Result	Qualifier	RL	MDL	Unit	D	Prepared	Analyzed	Dil Fac
Fluoride	ND		0.20		mg/L			04/30/19 18:24	1
Chloride	74		0.90		mg/L			04/30/19 18:24	1
Sulfate	33		1.2		mg/L			04/30/19 18:24	1
Ammonia	ND		0.50		mg/L		04/26/19 10:57	04/26/19 14:17	1
Nitrate Nitrite as N	ND		0.15		mg/L			05/06/19 19:22	1
Total Organic Carbon	2.0		1.0		mg/L			04/30/19 11:00	1
Analyte	Result	Qualifier	RL	RL	Unit	D	Prepared	Analyzed	Dil Fac
Alkalinity	340		5.0		mg/L			04/30/19 11:04	1
Bicarbonate Alkalinity as CaCO3	340		5.0		mg/L			04/30/19 11:04	1
Carbonate Alkalinity as CaCO3	ND		5.0		mg/L			04/30/19 11:04	1
Hydroxide Alkalinity as CaCO3	ND		5.0		mg/L			04/30/19 11:04	1
Total Dissolved Solids	490		10		mg/L			04/30/19 11:10	1
Chemical Oxygen Demand	ND		10		mg/L		05/08/19 14:47	05/08/19 14:47	1

Eurofins TestAmerica, Seattle

Client Sample Results

Client: SCS Engineers
Project/Site: CSWF (Island Co)

Job ID: 580-85738-1

Client Sample ID: 0419-20

Lab Sample ID: 580-85738-3

Date Collected: 04/23/19 09:50

Matrix: Water

Date Received: 04/24/19 12:45

Method: 8260C - Volatile Organic Compounds (GC/MS)

Analyte	Result	Qualifier	RL	MDL	Unit	D	Prepared	Analyzed	Dil Fac
1,1,1,2-Tetrachloroethane	ND		0.30		ug/L			04/26/19 14:18	1
1,1,1-Trichloroethane	ND		0.20		ug/L			04/26/19 14:18	1
1,1,2,2-Tetrachloroethane	ND		0.20		ug/L			04/26/19 14:18	1
1,1,2-Trichloroethane	ND		0.20		ug/L			04/26/19 14:18	1
1,1-Dichloroethane	ND		0.20		ug/L			04/26/19 14:18	1
1,1-Dichloroethene	ND		0.20		ug/L			04/26/19 14:18	1
1,2,3-Trichloropropane	ND		0.20		ug/L			04/26/19 14:18	1
1,2-Dibromo-3-Chloropropane	ND		2.0		ug/L			04/26/19 14:18	1
1,2-Dibromoethane	ND		0.10		ug/L			04/26/19 14:18	1
1,2-Dichlorobenzene	ND		0.30		ug/L			04/26/19 14:18	1
1,2-Dichloroethane	ND		0.20		ug/L			04/26/19 14:18	1
1,2-Dichloropropane	ND		0.20		ug/L			04/26/19 14:18	1
1,4-Dichlorobenzene	ND		0.30		ug/L			04/26/19 14:18	1
2-Butanone	ND		10		ug/L			04/26/19 14:18	1
2-Hexanone	ND		3.0		ug/L			04/26/19 14:18	1
4-Methyl-2-pentanone	ND		5.0		ug/L			04/26/19 14:18	1
Acetone	ND		6.0		ug/L			04/26/19 14:18	1
Acrylonitrile	ND		10		ug/L			04/26/19 14:18	1
Benzene	ND		0.20		ug/L			04/26/19 14:18	1
Bromochloromethane	ND		0.20		ug/L			04/26/19 14:18	1
Bromodichloromethane	ND		0.20		ug/L			04/26/19 14:18	1
Bromoform	ND		0.50		ug/L			04/26/19 14:18	1
Bromomethane	ND		0.50		ug/L			04/26/19 14:18	1
Carbon disulfide	ND		0.30		ug/L			04/26/19 14:18	1
Carbon tetrachloride	ND		0.20		ug/L			04/26/19 14:18	1
Chlorobenzene	ND		0.20		ug/L			04/26/19 14:18	1
Chloroethane	ND		0.50		ug/L			04/26/19 14:18	1
Chloroform	ND		0.20		ug/L			04/26/19 14:18	1
Chloromethane	ND		0.50		ug/L			04/26/19 14:18	1
cis-1,2-Dichloroethene	ND		0.20		ug/L			04/26/19 14:18	1
cis-1,3-Dichloropropene	ND		0.20		ug/L			04/26/19 14:18	1
Dibromochloromethane	ND		0.20		ug/L			04/26/19 14:18	1
Dibromomethane	ND		0.20		ug/L			04/26/19 14:18	1
Ethylbenzene	ND		0.20		ug/L			04/26/19 14:18	1
m,p-Xylene	ND		0.50		ug/L			04/26/19 14:18	1
Methyl iodide	ND		0.50		ug/L			04/26/19 14:18	1
Methylene Chloride	ND		5.0		ug/L			04/26/19 14:18	1
o-Xylene	ND		0.50		ug/L			04/26/19 14:18	1
Styrene	ND		0.50		ug/L			04/26/19 14:18	1
Tetrachloroethene	ND		0.50		ug/L			04/26/19 14:18	1
Toluene	ND		0.20		ug/L			04/26/19 14:18	1
trans-1,2-Dichloroethene	ND		0.20		ug/L			04/26/19 14:18	1
trans-1,3-Dichloropropene	ND		0.20		ug/L			04/26/19 14:18	1
trans-1,4-Dichloro-2-butene	ND		2.0		ug/L			04/26/19 14:18	1
Trichloroethene	ND		0.20		ug/L			04/26/19 14:18	1
Trichlorofluoromethane	ND		0.50		ug/L			04/26/19 14:18	1
Vinyl acetate	ND		1.0		ug/L			04/26/19 14:18	1
Vinyl chloride	ND		0.020		ug/L			04/26/19 14:18	1

Eurofins TestAmerica, Seattle

Client Sample Results

Client: SCS Engineers
Project/Site: CSWF (Island Co)

Job ID: 580-85738-1

Client Sample ID: 0419-20

Lab Sample ID: 580-85738-3

Date Collected: 04/23/19 09:50

Matrix: Water

Date Received: 04/24/19 12:45

Surrogate	%Recovery	Qualifier	Limits	Prepared	Analyzed	Dil Fac
1,2-Dichloroethane-d4 (Surr)	112		80 - 120		04/26/19 14:18	1
4-Bromofluorobenzene (Surr)	91		80 - 120		04/26/19 14:18	1
Dibromofluoromethane (Surr)	103		80 - 120		04/26/19 14:18	1
Toluene-d8 (Surr)	100		75 - 125		04/26/19 14:18	1
Trifluorotoluene (Surr)	108		80 - 120		04/26/19 14:18	1

Method: 6010C - Metals (ICP) - Dissolved

Analyte	Result	Qualifier	RL	MDL	Unit	D	Prepared	Analyzed	Dil Fac
Calcium	84		1.1		mg/L		05/07/19 20:55	05/08/19 16:53	1
Iron	ND		0.30		mg/L		05/07/19 20:55	05/08/19 16:53	1
Magnesium	52		1.1		mg/L		05/07/19 20:55	05/08/19 16:53	1
Manganese	0.20		0.020		mg/L		05/07/19 20:55	05/08/19 16:53	1
Potassium	7.0		3.3		mg/L		05/07/19 20:55	05/08/19 16:53	1
Sodium	37		2.0		mg/L		05/07/19 20:55	05/08/19 16:53	1

Method: 6020A - Metals (ICP/MS) - Total Recoverable

Analyte	Result	Qualifier	RL	MDL	Unit	D	Prepared	Analyzed	Dil Fac
Antimony	ND		0.00040		mg/L		05/06/19 15:26	05/07/19 11:59	1
Arsenic	0.0060		0.0010		mg/L		05/06/19 15:26	05/07/19 11:59	1
Barium	0.033		0.0012		mg/L		05/06/19 15:26	05/07/19 11:59	1
Beryllium	ND		0.00040		mg/L		05/06/19 15:26	05/07/19 11:59	1
Cadmium	ND		0.00040		mg/L		05/06/19 15:26	05/07/19 11:59	1
Chromium	ND		0.00040		mg/L		05/06/19 15:26	05/07/19 11:59	1
Cobalt	ND		0.00040		mg/L		05/06/19 15:26	05/07/19 11:59	1
Copper	ND		0.0020		mg/L		05/06/19 15:26	05/07/19 11:59	1
Lead	ND		0.00080		mg/L		05/06/19 15:26	05/07/19 11:59	1
Nickel	ND		0.0030		mg/L		05/06/19 15:26	05/07/19 11:59	1
Selenium	ND		0.0080		mg/L		05/06/19 15:26	05/07/19 11:59	1
Silver	ND		0.00040		mg/L		05/06/19 15:26	05/07/19 11:59	1
Thallium	ND		0.0010		mg/L		05/06/19 15:26	05/07/19 11:59	1
Vanadium	ND		0.0040		mg/L		05/06/19 15:26	05/07/19 11:59	1
Zinc	ND		0.0070		mg/L		05/06/19 15:26	05/07/19 11:59	1

General Chemistry

Analyte	Result	Qualifier	RL	MDL	Unit	D	Prepared	Analyzed	Dil Fac
Fluoride	ND		0.20		mg/L			04/30/19 18:47	1
Chloride	61		0.90		mg/L			04/30/19 18:47	1
Sulfate	32		1.2		mg/L			04/30/19 18:47	1
Ammonia	ND		0.50		mg/L		04/26/19 10:57	04/26/19 14:17	1
Nitrate Nitrite as N	ND		0.15		mg/L			05/06/19 19:23	1
Total Organic Carbon	1.5		1.0		mg/L			04/30/19 11:00	1
Analyte	Result	Qualifier	RL	RL	Unit	D	Prepared	Analyzed	Dil Fac
Alkalinity	350		5.0		mg/L			04/30/19 11:04	1
Bicarbonate Alkalinity as CaCO3	350		5.0		mg/L			04/30/19 11:04	1
Carbonate Alkalinity as CaCO3	ND		5.0		mg/L			04/30/19 11:04	1
Hydroxide Alkalinity as CaCO3	ND		5.0		mg/L			04/30/19 11:04	1
Total Dissolved Solids	450		10		mg/L			04/30/19 11:10	1
Chemical Oxygen Demand	ND		10		mg/L		05/08/19 14:47	05/08/19 14:47	1

Eurofins TestAmerica, Seattle

Client Sample Results

Client: SCS Engineers
Project/Site: CSWF (Island Co)

Job ID: 580-85738-1

Client Sample ID: 0419-22

Lab Sample ID: 580-85738-4

Date Collected: 04/23/19 10:00

Matrix: Water

Date Received: 04/24/19 12:45

Method: 8260C - Volatile Organic Compounds (GC/MS)

Analyte	Result	Qualifier	RL	MDL	Unit	D	Prepared	Analyzed	Dil Fac
1,1,1,2-Tetrachloroethane	ND		0.30		ug/L			04/26/19 14:45	1
1,1,1-Trichloroethane	ND		0.20		ug/L			04/26/19 14:45	1
1,1,2,2-Tetrachloroethane	ND		0.20		ug/L			04/26/19 14:45	1
1,1,2-Trichloroethane	ND		0.20		ug/L			04/26/19 14:45	1
1,1-Dichloroethane	ND		0.20		ug/L			04/26/19 14:45	1
1,1-Dichloroethene	ND		0.20		ug/L			04/26/19 14:45	1
1,2,3-Trichloropropane	ND		0.20		ug/L			04/26/19 14:45	1
1,2-Dibromo-3-Chloropropane	ND		2.0		ug/L			04/26/19 14:45	1
1,2-Dibromoethane	ND		0.10		ug/L			04/26/19 14:45	1
1,2-Dichlorobenzene	ND		0.30		ug/L			04/26/19 14:45	1
1,2-Dichloroethane	ND		0.20		ug/L			04/26/19 14:45	1
1,2-Dichloropropane	ND		0.20		ug/L			04/26/19 14:45	1
1,4-Dichlorobenzene	ND		0.30		ug/L			04/26/19 14:45	1
2-Butanone	ND		10		ug/L			04/26/19 14:45	1
2-Hexanone	ND		3.0		ug/L			04/26/19 14:45	1
4-Methyl-2-pentanone	ND		5.0		ug/L			04/26/19 14:45	1
Acetone	ND		6.0		ug/L			04/26/19 14:45	1
Acrylonitrile	ND		10		ug/L			04/26/19 14:45	1
Benzene	ND		0.20		ug/L			04/26/19 14:45	1
Bromochloromethane	ND		0.20		ug/L			04/26/19 14:45	1
Bromodichloromethane	ND		0.20		ug/L			04/26/19 14:45	1
Bromoform	ND		0.50		ug/L			04/26/19 14:45	1
Bromomethane	ND		0.50		ug/L			04/26/19 14:45	1
Carbon disulfide	ND		0.30		ug/L			04/26/19 14:45	1
Carbon tetrachloride	ND		0.20		ug/L			04/26/19 14:45	1
Chlorobenzene	ND		0.20		ug/L			04/26/19 14:45	1
Chloroethane	ND		0.50		ug/L			04/26/19 14:45	1
Chloroform	ND		0.20		ug/L			04/26/19 14:45	1
Chloromethane	ND		0.50		ug/L			04/26/19 14:45	1
cis-1,2-Dichloroethene	ND		0.20		ug/L			04/26/19 14:45	1
cis-1,3-Dichloropropene	ND		0.20		ug/L			04/26/19 14:45	1
Dibromochloromethane	ND		0.20		ug/L			04/26/19 14:45	1
Dibromomethane	ND		0.20		ug/L			04/26/19 14:45	1
Ethylbenzene	ND		0.20		ug/L			04/26/19 14:45	1
m,p-Xylene	ND		0.50		ug/L			04/26/19 14:45	1
Methyl iodide	ND		0.50		ug/L			04/26/19 14:45	1
Methylene Chloride	ND		5.0		ug/L			04/26/19 14:45	1
o-Xylene	ND		0.50		ug/L			04/26/19 14:45	1
Styrene	ND		0.50		ug/L			04/26/19 14:45	1
Tetrachloroethene	ND		0.50		ug/L			04/26/19 14:45	1
Toluene	ND		0.20		ug/L			04/26/19 14:45	1
trans-1,2-Dichloroethene	ND		0.20		ug/L			04/26/19 14:45	1
trans-1,3-Dichloropropene	ND		0.20		ug/L			04/26/19 14:45	1
trans-1,4-Dichloro-2-butene	ND		2.0		ug/L			04/26/19 14:45	1
Trichloroethene	ND		0.20		ug/L			04/26/19 14:45	1
Trichlorofluoromethane	ND		0.50		ug/L			04/26/19 14:45	1
Vinyl acetate	ND		1.0		ug/L			04/26/19 14:45	1
Vinyl chloride	ND		0.020		ug/L			04/26/19 14:45	1

Client Sample Results

Client: SCS Engineers
Project/Site: CSWF (Island Co)

Job ID: 580-85738-1

Client Sample ID: 0419-22

Lab Sample ID: 580-85738-4

Date Collected: 04/23/19 10:00

Matrix: Water

Date Received: 04/24/19 12:45

Surrogate	%Recovery	Qualifier	Limits	Prepared	Analyzed	Dil Fac
1,2-Dichloroethane-d4 (Surr)	113		80 - 120		04/26/19 14:45	1
4-Bromofluorobenzene (Surr)	92		80 - 120		04/26/19 14:45	1
Dibromofluoromethane (Surr)	103		80 - 120		04/26/19 14:45	1
Toluene-d8 (Surr)	100		75 - 125		04/26/19 14:45	1
Trifluorotoluene (Surr)	106		80 - 120		04/26/19 14:45	1

Method: 6010C - Metals (ICP) - Dissolved

Analyte	Result	Qualifier	RL	MDL	Unit	D	Prepared	Analyzed	Dil Fac
Calcium	85		1.1		mg/L		05/07/19 20:55	05/08/19 16:57	1
Iron	ND		0.30		mg/L		05/07/19 20:55	05/08/19 16:57	1
Magnesium	53		1.1		mg/L		05/07/19 20:55	05/08/19 16:57	1
Manganese	0.20		0.020		mg/L		05/07/19 20:55	05/08/19 16:57	1
Potassium	7.1		3.3		mg/L		05/07/19 20:55	05/08/19 16:57	1
Sodium	38		2.0		mg/L		05/07/19 20:55	05/08/19 16:57	1

Method: 6020A - Metals (ICP/MS) - Total Recoverable

Analyte	Result	Qualifier	RL	MDL	Unit	D	Prepared	Analyzed	Dil Fac
Antimony	ND		0.00040		mg/L		05/06/19 15:26	05/07/19 12:03	1
Arsenic	0.0061		0.0010		mg/L		05/06/19 15:26	05/07/19 12:03	1
Barium	0.033		0.0012		mg/L		05/06/19 15:26	05/07/19 12:03	1
Beryllium	ND		0.00040		mg/L		05/06/19 15:26	05/07/19 12:03	1
Cadmium	ND		0.00040		mg/L		05/06/19 15:26	05/07/19 12:03	1
Chromium	ND		0.00040		mg/L		05/06/19 15:26	05/07/19 12:03	1
Cobalt	ND		0.00040		mg/L		05/06/19 15:26	05/07/19 12:03	1
Copper	ND		0.0020		mg/L		05/06/19 15:26	05/07/19 12:03	1
Lead	ND		0.00080		mg/L		05/06/19 15:26	05/07/19 12:03	1
Nickel	ND		0.0030		mg/L		05/06/19 15:26	05/07/19 12:03	1
Selenium	ND		0.0080		mg/L		05/06/19 15:26	05/07/19 12:03	1
Silver	ND		0.00040		mg/L		05/06/19 15:26	05/07/19 12:03	1
Thallium	ND		0.0010		mg/L		05/06/19 15:26	05/07/19 12:03	1
Vanadium	ND		0.0040		mg/L		05/06/19 15:26	05/07/19 12:03	1
Zinc	ND		0.0070		mg/L		05/06/19 15:26	05/07/19 12:03	1

General Chemistry

Analyte	Result	Qualifier	RL	MDL	Unit	D	Prepared	Analyzed	Dil Fac
Fluoride	ND		0.20		mg/L			04/30/19 19:10	1
Chloride	60		0.90		mg/L			04/30/19 19:10	1
Sulfate	31		1.2		mg/L			04/30/19 19:10	1
Ammonia	ND		0.50		mg/L		04/26/19 10:57	04/26/19 14:17	1
Nitrate Nitrite as N	ND		0.15		mg/L			05/06/19 19:24	1
Total Organic Carbon	1.9		1.0		mg/L			04/30/19 11:00	1
Analyte	Result	Qualifier	RL	RL	Unit	D	Prepared	Analyzed	Dil Fac
Alkalinity	360		5.0		mg/L			04/30/19 11:04	1
Bicarbonate Alkalinity as CaCO3	360		5.0		mg/L			04/30/19 11:04	1
Carbonate Alkalinity as CaCO3	ND		5.0		mg/L			04/30/19 11:04	1
Hydroxide Alkalinity as CaCO3	ND		5.0		mg/L			04/30/19 11:04	1
Total Dissolved Solids	460		10		mg/L			04/30/19 11:10	1
Chemical Oxygen Demand	ND		10		mg/L		05/08/19 14:47	05/08/19 14:47	1

Eurofins TestAmerica, Seattle

Client Sample Results

Client: SCS Engineers
Project/Site: CSWF (Island Co)

Job ID: 580-85738-1

Client Sample ID: 0419-23

Lab Sample ID: 580-85738-5

Date Collected: 04/23/19 10:55

Matrix: Water

Date Received: 04/24/19 12:45

Method: 8260C - Volatile Organic Compounds (GC/MS)

Analyte	Result	Qualifier	RL	MDL	Unit	D	Prepared	Analyzed	Dil Fac
1,1,1,2-Tetrachloroethane	ND		0.30		ug/L			04/26/19 15:12	1
1,1,1-Trichloroethane	ND		0.20		ug/L			04/26/19 15:12	1
1,1,2,2-Tetrachloroethane	ND		0.20		ug/L			04/26/19 15:12	1
1,1,2-Trichloroethane	ND		0.20		ug/L			04/26/19 15:12	1
1,1-Dichloroethane	ND		0.20		ug/L			04/26/19 15:12	1
1,1-Dichloroethene	ND		0.20		ug/L			04/26/19 15:12	1
1,2,3-Trichloropropane	ND		0.20		ug/L			04/26/19 15:12	1
1,2-Dibromo-3-Chloropropane	ND		2.0		ug/L			04/26/19 15:12	1
1,2-Dibromoethane	ND		0.10		ug/L			04/26/19 15:12	1
1,2-Dichlorobenzene	ND		0.30		ug/L			04/26/19 15:12	1
1,2-Dichloroethane	ND		0.20		ug/L			04/26/19 15:12	1
1,2-Dichloropropane	ND		0.20		ug/L			04/26/19 15:12	1
1,4-Dichlorobenzene	ND		0.30		ug/L			04/26/19 15:12	1
2-Butanone	ND		10		ug/L			04/26/19 15:12	1
2-Hexanone	ND		3.0		ug/L			04/26/19 15:12	1
4-Methyl-2-pentanone	ND		5.0		ug/L			04/26/19 15:12	1
Acetone	ND		6.0		ug/L			04/26/19 15:12	1
Acrylonitrile	ND		10		ug/L			04/26/19 15:12	1
Benzene	ND		0.20		ug/L			04/26/19 15:12	1
Bromochloromethane	ND		0.20		ug/L			04/26/19 15:12	1
Bromodichloromethane	ND		0.20		ug/L			04/26/19 15:12	1
Bromoform	ND		0.50		ug/L			04/26/19 15:12	1
Bromomethane	ND		0.50		ug/L			04/26/19 15:12	1
Carbon disulfide	ND		0.30		ug/L			04/26/19 15:12	1
Carbon tetrachloride	ND		0.20		ug/L			04/26/19 15:12	1
Chlorobenzene	ND		0.20		ug/L			04/26/19 15:12	1
Chloroethane	ND		0.50		ug/L			04/26/19 15:12	1
Chloroform	ND		0.20		ug/L			04/26/19 15:12	1
Chloromethane	ND		0.50		ug/L			04/26/19 15:12	1
cis-1,2-Dichloroethene	ND		0.20		ug/L			04/26/19 15:12	1
cis-1,3-Dichloropropene	ND		0.20		ug/L			04/26/19 15:12	1
Dibromochloromethane	ND		0.20		ug/L			04/26/19 15:12	1
Dibromomethane	ND		0.20		ug/L			04/26/19 15:12	1
Ethylbenzene	ND		0.20		ug/L			04/26/19 15:12	1
m,p-Xylene	ND		0.50		ug/L			04/26/19 15:12	1
Methyl iodide	ND		0.50		ug/L			04/26/19 15:12	1
Methylene Chloride	ND		5.0		ug/L			04/26/19 15:12	1
o-Xylene	ND		0.50		ug/L			04/26/19 15:12	1
Styrene	ND		0.50		ug/L			04/26/19 15:12	1
Tetrachloroethene	ND		0.50		ug/L			04/26/19 15:12	1
Toluene	ND		0.20		ug/L			04/26/19 15:12	1
trans-1,2-Dichloroethene	ND		0.20		ug/L			04/26/19 15:12	1
trans-1,3-Dichloropropene	ND		0.20		ug/L			04/26/19 15:12	1
trans-1,4-Dichloro-2-butene	ND		2.0		ug/L			04/26/19 15:12	1
Trichloroethene	ND		0.20		ug/L			04/26/19 15:12	1
Trichlorofluoromethane	ND		0.50		ug/L			04/26/19 15:12	1
Vinyl acetate	ND		1.0		ug/L			04/26/19 15:12	1
Vinyl chloride	ND		0.020		ug/L			04/26/19 15:12	1

Client Sample Results

Client: SCS Engineers
Project/Site: CSWF (Island Co)

Job ID: 580-85738-1

Client Sample ID: 0419-23

Lab Sample ID: 580-85738-5

Date Collected: 04/23/19 10:55

Matrix: Water

Date Received: 04/24/19 12:45

Surrogate	%Recovery	Qualifier	Limits	Prepared	Analyzed	Dil Fac
1,2-Dichloroethane-d4 (Surr)	116		80 - 120		04/26/19 15:12	1
4-Bromofluorobenzene (Surr)	92		80 - 120		04/26/19 15:12	1
Dibromofluoromethane (Surr)	103		80 - 120		04/26/19 15:12	1
Toluene-d8 (Surr)	99		75 - 125		04/26/19 15:12	1
Trifluorotoluene (Surr)	107		80 - 120		04/26/19 15:12	1

Method: 6010C - Metals (ICP) - Dissolved

Analyte	Result	Qualifier	RL	MDL	Unit	D	Prepared	Analyzed	Dil Fac
Calcium	79		1.1		mg/L		05/07/19 20:55	05/08/19 17:00	1
Iron	ND		0.30		mg/L		05/07/19 20:55	05/08/19 17:00	1
Magnesium	41		1.1		mg/L		05/07/19 20:55	05/08/19 17:00	1
Manganese	ND		0.020		mg/L		05/07/19 20:55	05/08/19 17:00	1
Potassium	5.5		3.3		mg/L		05/07/19 20:55	05/08/19 17:00	1
Sodium	29		2.0		mg/L		05/07/19 20:55	05/08/19 17:00	1

Method: 6020A - Metals (ICP/MS) - Total Recoverable

Analyte	Result	Qualifier	RL	MDL	Unit	D	Prepared	Analyzed	Dil Fac
Antimony	ND		0.00040		mg/L		05/06/19 15:26	05/07/19 12:08	1
Arsenic	0.0050		0.0010		mg/L		05/06/19 15:26	05/07/19 12:08	1
Barium	0.019		0.0012		mg/L		05/06/19 15:26	05/07/19 12:08	1
Beryllium	ND		0.00040		mg/L		05/06/19 15:26	05/07/19 12:08	1
Cadmium	ND		0.00040		mg/L		05/06/19 15:26	05/07/19 12:08	1
Chromium	0.0063		0.00040		mg/L		05/06/19 15:26	05/07/19 12:08	1
Cobalt	ND		0.00040		mg/L		05/06/19 15:26	05/07/19 12:08	1
Copper	0.0081		0.0020		mg/L		05/06/19 15:26	05/07/19 12:08	1
Lead	ND		0.00080		mg/L		05/06/19 15:26	05/07/19 12:08	1
Nickel	ND		0.0030		mg/L		05/06/19 15:26	05/07/19 12:08	1
Selenium	ND		0.0080		mg/L		05/06/19 15:26	05/07/19 12:08	1
Silver	ND		0.00040		mg/L		05/06/19 15:26	05/07/19 12:08	1
Thallium	ND		0.0010		mg/L		05/06/19 15:26	05/07/19 12:08	1
Vanadium	0.0077		0.0040		mg/L		05/06/19 15:26	05/07/19 12:08	1
Zinc	0.024		0.0070		mg/L		05/06/19 15:26	05/07/19 12:08	1

General Chemistry

Analyte	Result	Qualifier	RL	MDL	Unit	D	Prepared	Analyzed	Dil Fac
Fluoride	ND		0.20		mg/L			04/30/19 19:34	1
Chloride	68		0.90		mg/L			04/30/19 19:34	1
Sulfate	56		1.2		mg/L			04/30/19 19:34	1
Ammonia	ND		0.50		mg/L		04/26/19 10:57	04/26/19 14:17	1
Nitrate Nitrite as N	0.29	F1	0.15		mg/L			05/06/19 19:28	1
Total Organic Carbon	1.6		1.0		mg/L			04/30/19 11:00	1
Analyte	Result	Qualifier	RL	RL	Unit	D	Prepared	Analyzed	Dil Fac
Alkalinity	280		5.0		mg/L			04/30/19 11:04	1
Bicarbonate Alkalinity as CaCO3	280		5.0		mg/L			04/30/19 11:04	1
Carbonate Alkalinity as CaCO3	ND		5.0		mg/L			04/30/19 11:04	1
Hydroxide Alkalinity as CaCO3	ND		5.0		mg/L			04/30/19 11:04	1
Total Dissolved Solids	430		10		mg/L			04/30/19 11:10	1
Chemical Oxygen Demand	ND		10		mg/L		05/08/19 14:47	05/08/19 14:47	1

Eurofins TestAmerica, Seattle

Client Sample Results

Client: SCS Engineers
Project/Site: CSWF (Island Co)

Job ID: 580-85738-1

Client Sample ID: 0419-24

Lab Sample ID: 580-85738-6

Date Collected: 04/23/19 11:45

Matrix: Water

Date Received: 04/24/19 12:45

Method: 8260C - Volatile Organic Compounds (GC/MS)

Analyte	Result	Qualifier	RL	MDL	Unit	D	Prepared	Analyzed	Dil Fac
1,1,1,2-Tetrachloroethane	ND		0.30		ug/L			04/26/19 15:39	1
1,1,1-Trichloroethane	ND		0.20		ug/L			04/26/19 15:39	1
1,1,2,2-Tetrachloroethane	ND		0.20		ug/L			04/26/19 15:39	1
1,1,2-Trichloroethane	ND		0.20		ug/L			04/26/19 15:39	1
1,1-Dichloroethane	ND		0.20		ug/L			04/26/19 15:39	1
1,1-Dichloroethene	ND		0.20		ug/L			04/26/19 15:39	1
1,2,3-Trichloropropane	ND		0.20		ug/L			04/26/19 15:39	1
1,2-Dibromo-3-Chloropropane	ND		2.0		ug/L			04/26/19 15:39	1
1,2-Dibromoethane	ND		0.10		ug/L			04/26/19 15:39	1
1,2-Dichlorobenzene	ND		0.30		ug/L			04/26/19 15:39	1
1,2-Dichloroethane	ND		0.20		ug/L			04/26/19 15:39	1
1,2-Dichloropropane	ND		0.20		ug/L			04/26/19 15:39	1
1,4-Dichlorobenzene	ND		0.30		ug/L			04/26/19 15:39	1
2-Butanone	ND		10		ug/L			04/26/19 15:39	1
2-Hexanone	ND		3.0		ug/L			04/26/19 15:39	1
4-Methyl-2-pentanone	ND		5.0		ug/L			04/26/19 15:39	1
Acetone	ND		6.0		ug/L			04/26/19 15:39	1
Acrylonitrile	ND		10		ug/L			04/26/19 15:39	1
Benzene	ND		0.20		ug/L			04/26/19 15:39	1
Bromochloromethane	ND		0.20		ug/L			04/26/19 15:39	1
Bromodichloromethane	ND		0.20		ug/L			04/26/19 15:39	1
Bromoform	ND		0.50		ug/L			04/26/19 15:39	1
Bromomethane	ND		0.50		ug/L			04/26/19 15:39	1
Carbon disulfide	ND		0.30		ug/L			04/26/19 15:39	1
Carbon tetrachloride	ND		0.20		ug/L			04/26/19 15:39	1
Chlorobenzene	ND		0.20		ug/L			04/26/19 15:39	1
Chloroethane	ND		0.50		ug/L			04/26/19 15:39	1
Chloroform	ND		0.20		ug/L			04/26/19 15:39	1
Chloromethane	ND		0.50		ug/L			04/26/19 15:39	1
cis-1,2-Dichloroethene	ND		0.20		ug/L			04/26/19 15:39	1
cis-1,3-Dichloropropene	ND		0.20		ug/L			04/26/19 15:39	1
Dibromochloromethane	ND		0.20		ug/L			04/26/19 15:39	1
Dibromomethane	ND		0.20		ug/L			04/26/19 15:39	1
Ethylbenzene	ND		0.20		ug/L			04/26/19 15:39	1
m,p-Xylene	ND		0.50		ug/L			04/26/19 15:39	1
Methyl iodide	ND		0.50		ug/L			04/26/19 15:39	1
Methylene Chloride	ND		5.0		ug/L			04/26/19 15:39	1
o-Xylene	ND		0.50		ug/L			04/26/19 15:39	1
Styrene	ND		0.50		ug/L			04/26/19 15:39	1
Tetrachloroethene	ND		0.50		ug/L			04/26/19 15:39	1
Toluene	ND		0.20		ug/L			04/26/19 15:39	1
trans-1,2-Dichloroethene	ND		0.20		ug/L			04/26/19 15:39	1
trans-1,3-Dichloropropene	ND		0.20		ug/L			04/26/19 15:39	1
trans-1,4-Dichloro-2-butene	ND		2.0		ug/L			04/26/19 15:39	1
Trichloroethene	ND		0.20		ug/L			04/26/19 15:39	1
Trichlorofluoromethane	ND		0.50		ug/L			04/26/19 15:39	1
Vinyl acetate	ND		1.0		ug/L			04/26/19 15:39	1
Vinyl chloride	ND		0.020		ug/L			04/26/19 15:39	1

Eurofins TestAmerica, Seattle

Client Sample Results

Client: SCS Engineers
Project/Site: CSWF (Island Co)

Job ID: 580-85738-1

Client Sample ID: 0419-24

Lab Sample ID: 580-85738-6

Date Collected: 04/23/19 11:45

Matrix: Water

Date Received: 04/24/19 12:45

Surrogate	%Recovery	Qualifier	Limits	Prepared	Analyzed	Dil Fac
1,2-Dichloroethane-d4 (Surr)	115		80 - 120		04/26/19 15:39	1
4-Bromofluorobenzene (Surr)	92		80 - 120		04/26/19 15:39	1
Dibromofluoromethane (Surr)	105		80 - 120		04/26/19 15:39	1
Toluene-d8 (Surr)	100		75 - 125		04/26/19 15:39	1
Trifluorotoluene (Surr)	109		80 - 120		04/26/19 15:39	1

Method: 6010C - Metals (ICP) - Dissolved

Analyte	Result	Qualifier	RL	MDL	Unit	D	Prepared	Analyzed	Dil Fac
Calcium	83		1.1		mg/L		04/30/19 16:52	05/02/19 10:00	1
Iron	ND		0.30		mg/L		04/30/19 16:52	05/02/19 10:00	1
Magnesium	48		1.1		mg/L		04/30/19 16:52	05/02/19 10:00	1
Manganese	ND		0.020		mg/L		04/30/19 16:52	05/02/19 10:00	1
Potassium	5.6		3.3		mg/L		04/30/19 16:52	05/02/19 10:00	1
Sodium	34		2.0		mg/L		04/30/19 16:52	05/02/19 10:00	1

Method: 6020A - Metals (ICP/MS) - Total Recoverable

Analyte	Result	Qualifier	RL	MDL	Unit	D	Prepared	Analyzed	Dil Fac
Antimony	ND		0.00040		mg/L		05/06/19 15:26	05/07/19 12:12	1
Arsenic	0.0037		0.0010		mg/L		05/06/19 15:26	05/07/19 12:12	1
Barium	0.023		0.0012		mg/L		05/06/19 15:26	05/07/19 12:12	1
Beryllium	ND		0.00040		mg/L		05/06/19 15:26	05/07/19 12:12	1
Cadmium	ND		0.00040		mg/L		05/06/19 15:26	05/07/19 12:12	1
Chromium	0.0017		0.00040		mg/L		05/06/19 15:26	05/07/19 12:12	1
Cobalt	ND		0.00040		mg/L		05/06/19 15:26	05/07/19 12:12	1
Copper	0.051		0.0020		mg/L		05/06/19 15:26	05/07/19 12:12	1
Lead	0.0036		0.00080		mg/L		05/06/19 15:26	05/07/19 12:12	1
Nickel	ND		0.0030		mg/L		05/06/19 15:26	05/07/19 12:12	1
Selenium	ND		0.0080		mg/L		05/06/19 15:26	05/07/19 12:12	1
Silver	ND		0.00040		mg/L		05/06/19 15:26	05/07/19 12:12	1
Thallium	ND		0.0010		mg/L		05/06/19 15:26	05/07/19 12:12	1
Vanadium	ND		0.0040		mg/L		05/06/19 15:26	05/07/19 12:12	1
Zinc	0.081		0.0070		mg/L		05/06/19 15:26	05/07/19 12:12	1

General Chemistry

Analyte	Result	Qualifier	RL	MDL	Unit	D	Prepared	Analyzed	Dil Fac
Fluoride	ND		0.20		mg/L			04/30/19 20:21	1
Chloride	57		0.90		mg/L			04/30/19 20:21	1
Sulfate	46		1.2		mg/L			04/30/19 20:21	1
Ammonia	ND		0.50		mg/L		04/26/19 10:57	04/26/19 14:17	1
Nitrate Nitrite as N	1.5		0.15		mg/L			05/06/19 19:31	1
Total Organic Carbon	1.4		1.0		mg/L			04/30/19 11:00	1
Analyte	Result	Qualifier	RL	RL	Unit	D	Prepared	Analyzed	Dil Fac
Alkalinity	320		5.0		mg/L			04/30/19 11:04	1
Bicarbonate Alkalinity as CaCO3	320		5.0		mg/L			04/30/19 11:04	1
Carbonate Alkalinity as CaCO3	ND		5.0		mg/L			04/30/19 11:04	1
Hydroxide Alkalinity as CaCO3	ND		5.0		mg/L			04/30/19 11:04	1
Total Dissolved Solids	440		10		mg/L			04/30/19 11:10	1
Chemical Oxygen Demand	ND		10		mg/L		05/08/19 14:47	05/08/19 14:47	1

Eurofins TestAmerica, Seattle

Client Sample Results

Client: SCS Engineers
Project/Site: CSWF (Island Co)

Job ID: 580-85738-1

Client Sample ID: 0419-25

Lab Sample ID: 580-85738-7

Date Collected: 04/23/19 13:05

Matrix: Water

Date Received: 04/24/19 12:45

Method: 8260C - Volatile Organic Compounds (GC/MS)

Analyte	Result	Qualifier	RL	MDL	Unit	D	Prepared	Analyzed	Dil Fac
1,1,1,2-Tetrachloroethane	ND		0.30		ug/L			04/26/19 16:06	1
1,1,1-Trichloroethane	ND		0.20		ug/L			04/26/19 16:06	1
1,1,2,2-Tetrachloroethane	ND		0.20		ug/L			04/26/19 16:06	1
1,1,2-Trichloroethane	ND		0.20		ug/L			04/26/19 16:06	1
1,1-Dichloroethane	ND		0.20		ug/L			04/26/19 16:06	1
1,1-Dichloroethene	ND		0.20		ug/L			04/26/19 16:06	1
1,2,3-Trichloropropane	ND		0.20		ug/L			04/26/19 16:06	1
1,2-Dibromo-3-Chloropropane	ND		2.0		ug/L			04/26/19 16:06	1
1,2-Dibromoethane	ND		0.10		ug/L			04/26/19 16:06	1
1,2-Dichlorobenzene	ND		0.30		ug/L			04/26/19 16:06	1
1,2-Dichloroethane	ND		0.20		ug/L			04/26/19 16:06	1
1,2-Dichloropropane	ND		0.20		ug/L			04/26/19 16:06	1
1,4-Dichlorobenzene	ND		0.30		ug/L			04/26/19 16:06	1
2-Butanone	ND		10		ug/L			04/26/19 16:06	1
2-Hexanone	ND		3.0		ug/L			04/26/19 16:06	1
4-Methyl-2-pentanone	ND		5.0		ug/L			04/26/19 16:06	1
Acetone	ND		6.0		ug/L			04/26/19 16:06	1
Acrylonitrile	ND		10		ug/L			04/26/19 16:06	1
Benzene	ND		0.20		ug/L			04/26/19 16:06	1
Bromochloromethane	ND		0.20		ug/L			04/26/19 16:06	1
Bromodichloromethane	ND		0.20		ug/L			04/26/19 16:06	1
Bromoform	ND		0.50		ug/L			04/26/19 16:06	1
Bromomethane	ND		0.50		ug/L			04/26/19 16:06	1
Carbon disulfide	ND		0.30		ug/L			04/26/19 16:06	1
Carbon tetrachloride	ND		0.20		ug/L			04/26/19 16:06	1
Chlorobenzene	ND		0.20		ug/L			04/26/19 16:06	1
Chloroethane	ND		0.50		ug/L			04/26/19 16:06	1
Chloroform	ND		0.20		ug/L			04/26/19 16:06	1
Chloromethane	ND		0.50		ug/L			04/26/19 16:06	1
cis-1,2-Dichloroethene	ND		0.20		ug/L			04/26/19 16:06	1
cis-1,3-Dichloropropene	ND		0.20		ug/L			04/26/19 16:06	1
Dibromochloromethane	ND		0.20		ug/L			04/26/19 16:06	1
Dibromomethane	ND		0.20		ug/L			04/26/19 16:06	1
Ethylbenzene	ND		0.20		ug/L			04/26/19 16:06	1
m,p-Xylene	ND		0.50		ug/L			04/26/19 16:06	1
Methyl iodide	ND		0.50		ug/L			04/26/19 16:06	1
Methylene Chloride	ND		5.0		ug/L			04/26/19 16:06	1
o-Xylene	ND		0.50		ug/L			04/26/19 16:06	1
Styrene	ND		0.50		ug/L			04/26/19 16:06	1
Tetrachloroethene	ND		0.50		ug/L			04/26/19 16:06	1
Toluene	ND		0.20		ug/L			04/26/19 16:06	1
trans-1,2-Dichloroethene	ND		0.20		ug/L			04/26/19 16:06	1
trans-1,3-Dichloropropene	ND		0.20		ug/L			04/26/19 16:06	1
trans-1,4-Dichloro-2-butene	ND		2.0		ug/L			04/26/19 16:06	1
Trichloroethene	ND		0.20		ug/L			04/26/19 16:06	1
Trichlorofluoromethane	ND		0.50		ug/L			04/26/19 16:06	1
Vinyl acetate	ND		1.0		ug/L			04/26/19 16:06	1
Vinyl chloride	ND		0.020		ug/L			04/26/19 16:06	1

Client Sample Results

Client: SCS Engineers
Project/Site: CSWF (Island Co)

Job ID: 580-85738-1

Client Sample ID: 0419-25

Lab Sample ID: 580-85738-7

Date Collected: 04/23/19 13:05

Matrix: Water

Date Received: 04/24/19 12:45

Surrogate	%Recovery	Qualifier	Limits	Prepared	Analyzed	Dil Fac
1,2-Dichloroethane-d4 (Surr)	115		80 - 120		04/26/19 16:06	1
4-Bromofluorobenzene (Surr)	90		80 - 120		04/26/19 16:06	1
Dibromofluoromethane (Surr)	104		80 - 120		04/26/19 16:06	1
Toluene-d8 (Surr)	100		75 - 125		04/26/19 16:06	1
Trifluorotoluene (Surr)	112		80 - 120		04/26/19 16:06	1

Method: 6010C - Metals (ICP) - Dissolved

Analyte	Result	Qualifier	RL	MDL	Unit	D	Prepared	Analyzed	Dil Fac
Calcium	130		1.1		mg/L		05/07/19 20:55	05/08/19 17:03	1
Iron	ND		0.30		mg/L		05/07/19 20:55	05/08/19 17:03	1
Magnesium	90		1.1		mg/L		05/07/19 20:55	05/08/19 17:03	1
Manganese	0.21		0.020		mg/L		05/07/19 20:55	05/08/19 17:03	1
Potassium	11		3.3		mg/L		05/07/19 20:55	05/08/19 17:03	1
Sodium	49		2.0		mg/L		05/07/19 20:55	05/08/19 17:03	1

Method: 6020A - Metals (ICP/MS) - Total Recoverable

Analyte	Result	Qualifier	RL	MDL	Unit	D	Prepared	Analyzed	Dil Fac
Antimony	ND		0.00040		mg/L		05/06/19 15:26	05/07/19 12:16	1
Arsenic	0.0040		0.0010		mg/L		05/06/19 15:26	05/07/19 12:16	1
Barium	0.082		0.0012		mg/L		05/06/19 15:26	05/07/19 12:16	1
Beryllium	ND		0.00040		mg/L		05/06/19 15:26	05/07/19 12:16	1
Cadmium	ND		0.00040		mg/L		05/06/19 15:26	05/07/19 12:16	1
Chromium	ND		0.00040		mg/L		05/06/19 15:26	05/07/19 12:16	1
Cobalt	ND		0.00040		mg/L		05/06/19 15:26	05/07/19 12:16	1
Copper	ND		0.0020		mg/L		05/06/19 15:26	05/07/19 12:16	1
Lead	ND		0.00080		mg/L		05/06/19 15:26	05/07/19 12:16	1
Nickel	0.0085		0.0030		mg/L		05/06/19 15:26	05/07/19 12:16	1
Selenium	ND		0.0080		mg/L		05/06/19 15:26	05/07/19 12:16	1
Silver	ND		0.00040		mg/L		05/06/19 15:26	05/07/19 12:16	1
Thallium	ND		0.0010		mg/L		05/06/19 15:26	05/07/19 12:16	1
Vanadium	ND		0.0040		mg/L		05/06/19 15:26	05/07/19 12:16	1
Zinc	ND		0.0070		mg/L		05/06/19 15:26	05/07/19 12:16	1

General Chemistry

Analyte	Result	Qualifier	RL	MDL	Unit	D	Prepared	Analyzed	Dil Fac
Fluoride	ND		0.20		mg/L			04/30/19 20:32	1
Chloride	100		0.90		mg/L			04/30/19 20:32	1
Sulfate	77		1.2		mg/L			04/30/19 20:32	1
Ammonia	ND		0.50		mg/L		04/26/19 10:57	04/26/19 14:17	1
Nitrate Nitrite as N	ND		0.15		mg/L			05/06/19 19:32	1
Total Organic Carbon	3.5		1.0		mg/L			05/01/19 10:30	1
Analyte	Result	Qualifier	RL	RL	Unit	D	Prepared	Analyzed	Dil Fac
Alkalinity	560		5.0		mg/L			04/30/19 11:04	1
Bicarbonate Alkalinity as CaCO3	560		5.0		mg/L			04/30/19 11:04	1
Carbonate Alkalinity as CaCO3	ND		5.0		mg/L			04/30/19 11:04	1
Hydroxide Alkalinity as CaCO3	ND		5.0		mg/L			04/30/19 11:04	1
Total Dissolved Solids	770		10		mg/L			04/30/19 11:10	1
Chemical Oxygen Demand	ND		10		mg/L		05/08/19 14:47	05/08/19 14:47	1

Eurofins TestAmerica, Seattle

Client Sample Results

Client: SCS Engineers
Project/Site: CSWF (Island Co)

Job ID: 580-85738-1

Client Sample ID: 0419-26

Lab Sample ID: 580-85738-8

Date Collected: 04/23/19 14:40

Matrix: Water

Date Received: 04/24/19 12:45

Method: 8260C - Volatile Organic Compounds (GC/MS)

Analyte	Result	Qualifier	RL	MDL	Unit	D	Prepared	Analyzed	Dil Fac
1,1,1,2-Tetrachloroethane	ND		0.30		ug/L			04/26/19 16:33	1
1,1,1-Trichloroethane	ND		0.20		ug/L			04/26/19 16:33	1
1,1,2,2-Tetrachloroethane	ND		0.20		ug/L			04/26/19 16:33	1
1,1,2-Trichloroethane	ND		0.20		ug/L			04/26/19 16:33	1
1,1-Dichloroethane	ND		0.20		ug/L			04/26/19 16:33	1
1,1-Dichloroethene	ND		0.20		ug/L			04/26/19 16:33	1
1,2,3-Trichloropropane	ND		0.20		ug/L			04/26/19 16:33	1
1,2-Dibromo-3-Chloropropane	ND		2.0		ug/L			04/26/19 16:33	1
1,2-Dibromoethane	ND		0.10		ug/L			04/26/19 16:33	1
1,2-Dichlorobenzene	ND		0.30		ug/L			04/26/19 16:33	1
1,2-Dichloroethane	ND		0.20		ug/L			04/26/19 16:33	1
1,2-Dichloropropane	ND		0.20		ug/L			04/26/19 16:33	1
1,4-Dichlorobenzene	ND		0.30		ug/L			04/26/19 16:33	1
2-Butanone	ND		10		ug/L			04/26/19 16:33	1
2-Hexanone	ND		3.0		ug/L			04/26/19 16:33	1
4-Methyl-2-pentanone	ND		5.0		ug/L			04/26/19 16:33	1
Acetone	ND		6.0		ug/L			04/26/19 16:33	1
Acrylonitrile	ND		10		ug/L			04/26/19 16:33	1
Benzene	ND		0.20		ug/L			04/26/19 16:33	1
Bromochloromethane	ND		0.20		ug/L			04/26/19 16:33	1
Bromodichloromethane	ND		0.20		ug/L			04/26/19 16:33	1
Bromoform	ND		0.50		ug/L			04/26/19 16:33	1
Bromomethane	ND		0.50		ug/L			04/26/19 16:33	1
Carbon disulfide	ND		0.30		ug/L			04/26/19 16:33	1
Carbon tetrachloride	ND		0.20		ug/L			04/26/19 16:33	1
Chlorobenzene	ND		0.20		ug/L			04/26/19 16:33	1
Chloroethane	ND		0.50		ug/L			04/26/19 16:33	1
Chloroform	ND		0.20		ug/L			04/26/19 16:33	1
Chloromethane	ND		0.50		ug/L			04/26/19 16:33	1
cis-1,2-Dichloroethene	ND		0.20		ug/L			04/26/19 16:33	1
cis-1,3-Dichloropropene	ND		0.20		ug/L			04/26/19 16:33	1
Dibromochloromethane	ND		0.20		ug/L			04/26/19 16:33	1
Dibromomethane	ND		0.20		ug/L			04/26/19 16:33	1
Ethylbenzene	ND		0.20		ug/L			04/26/19 16:33	1
m,p-Xylene	ND		0.50		ug/L			04/26/19 16:33	1
Methyl iodide	ND		0.50		ug/L			04/26/19 16:33	1
Methylene Chloride	ND		5.0		ug/L			04/26/19 16:33	1
o-Xylene	ND		0.50		ug/L			04/26/19 16:33	1
Styrene	ND		0.50		ug/L			04/26/19 16:33	1
Tetrachloroethene	ND		0.50		ug/L			04/26/19 16:33	1
Toluene	ND		0.20		ug/L			04/26/19 16:33	1
trans-1,2-Dichloroethene	ND		0.20		ug/L			04/26/19 16:33	1
trans-1,3-Dichloropropene	ND		0.20		ug/L			04/26/19 16:33	1
trans-1,4-Dichloro-2-butene	ND		2.0		ug/L			04/26/19 16:33	1
Trichloroethene	ND		0.20		ug/L			04/26/19 16:33	1
Trichlorofluoromethane	ND		0.50		ug/L			04/26/19 16:33	1
Vinyl acetate	ND		1.0		ug/L			04/26/19 16:33	1
Vinyl chloride	ND		0.020		ug/L			04/26/19 16:33	1

Client Sample Results

Client: SCS Engineers
Project/Site: CSWF (Island Co)

Job ID: 580-85738-1

Client Sample ID: 0419-26

Lab Sample ID: 580-85738-8

Date Collected: 04/23/19 14:40

Matrix: Water

Date Received: 04/24/19 12:45

Surrogate	%Recovery	Qualifier	Limits	Prepared	Analyzed	Dil Fac
1,2-Dichloroethane-d4 (Surr)	115		80 - 120		04/26/19 16:33	1
4-Bromofluorobenzene (Surr)	90		80 - 120		04/26/19 16:33	1
Dibromofluoromethane (Surr)	105		80 - 120		04/26/19 16:33	1
Toluene-d8 (Surr)	101		75 - 125		04/26/19 16:33	1
Trifluorotoluene (Surr)	106		80 - 120		04/26/19 16:33	1

Method: 6010C - Metals (ICP) - Dissolved

Analyte	Result	Qualifier	RL	MDL	Unit	D	Prepared	Analyzed	Dil Fac
Calcium	100		1.1		mg/L		05/07/19 20:55	05/08/19 17:06	1
Iron	1.3		0.30		mg/L		05/07/19 20:55	05/08/19 17:06	1
Magnesium	56		1.1		mg/L		05/07/19 20:55	05/08/19 17:06	1
Manganese	0.081		0.020		mg/L		05/07/19 20:55	05/08/19 17:06	1
Potassium	7.5		3.3		mg/L		05/07/19 20:55	05/08/19 17:06	1
Sodium	31		2.0		mg/L		05/07/19 20:55	05/08/19 17:06	1

Method: 6020A - Metals (ICP/MS) - Total Recoverable

Analyte	Result	Qualifier	RL	MDL	Unit	D	Prepared	Analyzed	Dil Fac
Antimony	ND		0.00040		mg/L		05/06/19 15:26	05/07/19 12:21	1
Arsenic	0.0062		0.0010		mg/L		05/06/19 15:26	05/07/19 12:21	1
Barium	0.046		0.0012		mg/L		05/06/19 15:26	05/07/19 12:21	1
Beryllium	ND		0.00040		mg/L		05/06/19 15:26	05/07/19 12:21	1
Cadmium	ND		0.00040		mg/L		05/06/19 15:26	05/07/19 12:21	1
Chromium	ND		0.00040		mg/L		05/06/19 15:26	05/07/19 12:21	1
Cobalt	ND		0.00040		mg/L		05/06/19 15:26	05/07/19 12:21	1
Copper	ND		0.0020		mg/L		05/06/19 15:26	05/07/19 12:21	1
Lead	ND		0.00080		mg/L		05/06/19 15:26	05/07/19 12:21	1
Nickel	ND		0.0030		mg/L		05/06/19 15:26	05/07/19 12:21	1
Selenium	ND		0.0080		mg/L		05/06/19 15:26	05/07/19 12:21	1
Silver	ND		0.00040		mg/L		05/06/19 15:26	05/07/19 12:21	1
Thallium	ND		0.0010		mg/L		05/06/19 15:26	05/07/19 12:21	1
Vanadium	0.0042		0.0040		mg/L		05/06/19 15:26	05/07/19 12:21	1
Zinc	ND		0.0070		mg/L		05/06/19 15:26	05/07/19 12:21	1

General Chemistry

Analyte	Result	Qualifier	RL	MDL	Unit	D	Prepared	Analyzed	Dil Fac
Fluoride	ND		0.20		mg/L			04/30/19 20:56	1
Chloride	62		0.90		mg/L			04/30/19 20:56	1
Sulfate	46		1.2		mg/L			04/30/19 20:56	1
Ammonia	ND		0.50		mg/L		04/26/19 10:57	04/26/19 14:17	1
Nitrate Nitrite as N	ND		0.15		mg/L			05/06/19 19:34	1
Total Organic Carbon	1.5		1.0		mg/L			05/01/19 10:30	1
Analyte	Result	Qualifier	RL	RL	Unit	D	Prepared	Analyzed	Dil Fac
Alkalinity	410		5.0		mg/L			04/30/19 11:04	1
Bicarbonate Alkalinity as CaCO3	410		5.0		mg/L			04/30/19 11:04	1
Carbonate Alkalinity as CaCO3	ND		5.0		mg/L			04/30/19 11:04	1
Hydroxide Alkalinity as CaCO3	ND		5.0		mg/L			04/30/19 11:04	1
Total Dissolved Solids	510		10		mg/L			04/30/19 11:10	1
Chemical Oxygen Demand	ND		10		mg/L		05/08/19 14:47	05/08/19 14:47	1

Eurofins TestAmerica, Seattle

Client Sample Results

Client: SCS Engineers
Project/Site: CSWF (Island Co)

Job ID: 580-85738-1

Client Sample ID: 0419-27

Lab Sample ID: 580-85738-9

Date Collected: 04/23/19 16:10

Matrix: Water

Date Received: 04/24/19 12:45

Method: 8260C - Volatile Organic Compounds (GC/MS)

Analyte	Result	Qualifier	RL	MDL	Unit	D	Prepared	Analyzed	Dil Fac
1,1,1,2-Tetrachloroethane	ND		0.30		ug/L			04/26/19 17:00	1
1,1,1-Trichloroethane	ND		0.20		ug/L			04/26/19 17:00	1
1,1,2,2-Tetrachloroethane	ND		0.20		ug/L			04/26/19 17:00	1
1,1,2-Trichloroethane	ND		0.20		ug/L			04/26/19 17:00	1
1,1-Dichloroethane	ND		0.20		ug/L			04/26/19 17:00	1
1,1-Dichloroethene	ND		0.20		ug/L			04/26/19 17:00	1
1,2,3-Trichloropropane	ND		0.20		ug/L			04/26/19 17:00	1
1,2-Dibromo-3-Chloropropane	ND		2.0		ug/L			04/26/19 17:00	1
1,2-Dibromoethane	ND		0.10		ug/L			04/26/19 17:00	1
1,2-Dichlorobenzene	ND		0.30		ug/L			04/26/19 17:00	1
1,2-Dichloroethane	ND		0.20		ug/L			04/26/19 17:00	1
1,2-Dichloropropane	ND		0.20		ug/L			04/26/19 17:00	1
1,4-Dichlorobenzene	ND		0.30		ug/L			04/26/19 17:00	1
2-Butanone	ND		10		ug/L			04/26/19 17:00	1
2-Hexanone	ND		3.0		ug/L			04/26/19 17:00	1
4-Methyl-2-pentanone	ND		5.0		ug/L			04/26/19 17:00	1
Acetone	ND		6.0		ug/L			04/26/19 17:00	1
Acrylonitrile	ND		10		ug/L			04/26/19 17:00	1
Benzene	ND		0.20		ug/L			04/26/19 17:00	1
Bromochloromethane	ND		0.20		ug/L			04/26/19 17:00	1
Bromodichloromethane	ND		0.20		ug/L			04/26/19 17:00	1
Bromoform	ND		0.50		ug/L			04/26/19 17:00	1
Bromomethane	ND		0.50		ug/L			04/26/19 17:00	1
Carbon disulfide	ND		0.30		ug/L			04/26/19 17:00	1
Carbon tetrachloride	ND		0.20		ug/L			04/26/19 17:00	1
Chlorobenzene	ND		0.20		ug/L			04/26/19 17:00	1
Chloroethane	ND		0.50		ug/L			04/26/19 17:00	1
Chloroform	ND		0.20		ug/L			04/26/19 17:00	1
Chloromethane	ND		0.50		ug/L			04/26/19 17:00	1
cis-1,2-Dichloroethene	ND		0.20		ug/L			04/26/19 17:00	1
cis-1,3-Dichloropropene	ND		0.20		ug/L			04/26/19 17:00	1
Dibromochloromethane	ND		0.20		ug/L			04/26/19 17:00	1
Dibromomethane	ND		0.20		ug/L			04/26/19 17:00	1
Ethylbenzene	ND		0.20		ug/L			04/26/19 17:00	1
m,p-Xylene	ND		0.50		ug/L			04/26/19 17:00	1
Methyl iodide	ND		0.50		ug/L			04/26/19 17:00	1
Methylene Chloride	ND		5.0		ug/L			04/26/19 17:00	1
o-Xylene	ND		0.50		ug/L			04/26/19 17:00	1
Styrene	ND		0.50		ug/L			04/26/19 17:00	1
Tetrachloroethene	ND		0.50		ug/L			04/26/19 17:00	1
Toluene	ND		0.20		ug/L			04/26/19 17:00	1
trans-1,2-Dichloroethene	ND		0.20		ug/L			04/26/19 17:00	1
trans-1,3-Dichloropropene	ND		0.20		ug/L			04/26/19 17:00	1
trans-1,4-Dichloro-2-butene	ND		2.0		ug/L			04/26/19 17:00	1
Trichloroethene	ND		0.20		ug/L			04/26/19 17:00	1
Trichlorofluoromethane	ND		0.50		ug/L			04/26/19 17:00	1
Vinyl acetate	ND		1.0		ug/L			04/26/19 17:00	1
Vinyl chloride	ND		0.020		ug/L			04/26/19 17:00	1

Client Sample Results

Client: SCS Engineers
Project/Site: CSWF (Island Co)

Job ID: 580-85738-1

Client Sample ID: 0419-27

Lab Sample ID: 580-85738-9

Date Collected: 04/23/19 16:10

Matrix: Water

Date Received: 04/24/19 12:45

Surrogate	%Recovery	Qualifier	Limits	Prepared	Analyzed	Dil Fac
1,2-Dichloroethane-d4 (Surr)	116		80 - 120		04/26/19 17:00	1
4-Bromofluorobenzene (Surr)	91		80 - 120		04/26/19 17:00	1
Dibromofluoromethane (Surr)	105		80 - 120		04/26/19 17:00	1
Toluene-d8 (Surr)	101		75 - 125		04/26/19 17:00	1
Trifluorotoluene (Surr)	109		80 - 120		04/26/19 17:00	1

Method: 6010C - Metals (ICP) - Dissolved

Analyte	Result	Qualifier	RL	MDL	Unit	D	Prepared	Analyzed	Dil Fac
Calcium	33		1.1		mg/L		05/07/19 20:55	05/08/19 17:10	1
Iron	ND		0.30		mg/L		05/07/19 20:55	05/08/19 17:10	1
Magnesium	34		1.1		mg/L		05/07/19 20:55	05/08/19 17:10	1
Manganese	0.050		0.020		mg/L		05/07/19 20:55	05/08/19 17:10	1
Potassium	16		3.3		mg/L		05/07/19 20:55	05/08/19 17:10	1
Sodium	17		2.0		mg/L		05/07/19 20:55	05/08/19 17:10	1

Method: 6020A - Metals (ICP/MS) - Total Recoverable

Analyte	Result	Qualifier	RL	MDL	Unit	D	Prepared	Analyzed	Dil Fac
Antimony	ND		0.00040		mg/L		05/06/19 15:26	05/07/19 12:25	1
Arsenic	0.020		0.0010		mg/L		05/06/19 15:26	05/07/19 12:25	1
Barium	0.027		0.0012		mg/L		05/06/19 15:26	05/07/19 12:25	1
Beryllium	ND		0.00040		mg/L		05/06/19 15:26	05/07/19 12:25	1
Cadmium	ND		0.00040		mg/L		05/06/19 15:26	05/07/19 12:25	1
Chromium	ND		0.00040		mg/L		05/06/19 15:26	05/07/19 12:25	1
Cobalt	ND		0.00040		mg/L		05/06/19 15:26	05/07/19 12:25	1
Copper	ND		0.0020		mg/L		05/06/19 15:26	05/07/19 12:25	1
Lead	ND		0.00080		mg/L		05/06/19 15:26	05/07/19 12:25	1
Nickel	ND		0.0030		mg/L		05/06/19 15:26	05/07/19 12:25	1
Selenium	ND		0.0080		mg/L		05/06/19 15:26	05/07/19 12:25	1
Silver	ND		0.00040		mg/L		05/06/19 15:26	05/07/19 12:25	1
Thallium	ND		0.0010		mg/L		05/06/19 15:26	05/07/19 12:25	1
Vanadium	ND		0.0040		mg/L		05/06/19 15:26	05/07/19 12:25	1
Zinc	ND		0.0070		mg/L		05/06/19 15:26	05/07/19 12:25	1

General Chemistry

Analyte	Result	Qualifier	RL	MDL	Unit	D	Prepared	Analyzed	Dil Fac
Fluoride	ND		0.20		mg/L			04/30/19 21:19	1
Chloride	41		0.90		mg/L			04/30/19 21:19	1
Sulfate	20		1.2		mg/L			04/30/19 21:19	1
Ammonia	ND		0.50		mg/L		04/26/19 10:57	04/26/19 14:17	1
Nitrate Nitrite as N	ND		0.15		mg/L			05/06/19 19:35	1
Total Organic Carbon	1.2		1.0		mg/L			05/01/19 10:30	1
Analyte	Result	Qualifier	RL	RL	Unit	D	Prepared	Analyzed	Dil Fac
Alkalinity	180		5.0		mg/L			04/30/19 11:04	1
Bicarbonate Alkalinity as CaCO3	180		5.0		mg/L			04/30/19 11:04	1
Carbonate Alkalinity as CaCO3	ND		5.0		mg/L			04/30/19 11:04	1
Hydroxide Alkalinity as CaCO3	ND		5.0		mg/L			04/30/19 11:04	1
Total Dissolved Solids	230		10		mg/L			04/30/19 11:10	1
Chemical Oxygen Demand	ND		10		mg/L		05/08/19 14:47	05/08/19 14:47	1

Eurofins TestAmerica, Seattle

Client Sample Results

Client: SCS Engineers
Project/Site: CSWF (Island Co)

Job ID: 580-85738-1

Client Sample ID: 0419-28

Lab Sample ID: 580-85738-10

Date Collected: 04/23/19 17:15

Matrix: Water

Date Received: 04/24/19 12:45

Method: 8260C - Volatile Organic Compounds (GC/MS)

Analyte	Result	Qualifier	RL	MDL	Unit	D	Prepared	Analyzed	Dil Fac
1,1,1,2-Tetrachloroethane	ND		0.30		ug/L			04/26/19 17:27	1
1,1,1-Trichloroethane	ND		0.20		ug/L			04/26/19 17:27	1
1,1,2,2-Tetrachloroethane	ND		0.20		ug/L			04/26/19 17:27	1
1,1,2-Trichloroethane	ND		0.20		ug/L			04/26/19 17:27	1
1,1-Dichloroethane	ND		0.20		ug/L			04/26/19 17:27	1
1,1-Dichloroethene	ND		0.20		ug/L			04/26/19 17:27	1
1,2,3-Trichloropropane	ND		0.20		ug/L			04/26/19 17:27	1
1,2-Dibromo-3-Chloropropane	ND		2.0		ug/L			04/26/19 17:27	1
1,2-Dibromoethane	ND		0.10		ug/L			04/26/19 17:27	1
1,2-Dichlorobenzene	ND		0.30		ug/L			04/26/19 17:27	1
1,2-Dichloroethane	ND		0.20		ug/L			04/26/19 17:27	1
1,2-Dichloropropane	ND		0.20		ug/L			04/26/19 17:27	1
1,4-Dichlorobenzene	ND		0.30		ug/L			04/26/19 17:27	1
2-Butanone	ND		10		ug/L			04/26/19 17:27	1
2-Hexanone	ND		3.0		ug/L			04/26/19 17:27	1
4-Methyl-2-pentanone	ND		5.0		ug/L			04/26/19 17:27	1
Acetone	ND		6.0		ug/L			04/26/19 17:27	1
Acrylonitrile	ND		10		ug/L			04/26/19 17:27	1
Benzene	ND		0.20		ug/L			04/26/19 17:27	1
Bromochloromethane	ND		0.20		ug/L			04/26/19 17:27	1
Bromodichloromethane	ND		0.20		ug/L			04/26/19 17:27	1
Bromoform	ND		0.50		ug/L			04/26/19 17:27	1
Bromomethane	ND		0.50		ug/L			04/26/19 17:27	1
Carbon disulfide	ND		0.30		ug/L			04/26/19 17:27	1
Carbon tetrachloride	ND		0.20		ug/L			04/26/19 17:27	1
Chlorobenzene	ND		0.20		ug/L			04/26/19 17:27	1
Chloroethane	ND		0.50		ug/L			04/26/19 17:27	1
Chloroform	ND		0.20		ug/L			04/26/19 17:27	1
Chloromethane	ND		0.50		ug/L			04/26/19 17:27	1
cis-1,2-Dichloroethene	ND		0.20		ug/L			04/26/19 17:27	1
cis-1,3-Dichloropropene	ND		0.20		ug/L			04/26/19 17:27	1
Dibromochloromethane	ND		0.20		ug/L			04/26/19 17:27	1
Dibromomethane	ND		0.20		ug/L			04/26/19 17:27	1
Ethylbenzene	ND		0.20		ug/L			04/26/19 17:27	1
m,p-Xylene	ND		0.50		ug/L			04/26/19 17:27	1
Methyl iodide	ND		0.50		ug/L			04/26/19 17:27	1
Methylene Chloride	ND		5.0		ug/L			04/26/19 17:27	1
o-Xylene	ND		0.50		ug/L			04/26/19 17:27	1
Styrene	ND		0.50		ug/L			04/26/19 17:27	1
Tetrachloroethene	ND		0.50		ug/L			04/26/19 17:27	1
Toluene	ND		0.20		ug/L			04/26/19 17:27	1
trans-1,2-Dichloroethene	ND		0.20		ug/L			04/26/19 17:27	1
trans-1,3-Dichloropropene	ND		0.20		ug/L			04/26/19 17:27	1
trans-1,4-Dichloro-2-butene	ND		2.0		ug/L			04/26/19 17:27	1
Trichloroethene	ND		0.20		ug/L			04/26/19 17:27	1
Trichlorofluoromethane	ND		0.50		ug/L			04/26/19 17:27	1
Vinyl acetate	ND		1.0		ug/L			04/26/19 17:27	1
Vinyl chloride	ND		0.020		ug/L			04/26/19 17:27	1

Client Sample Results

Client: SCS Engineers
Project/Site: CSWF (Island Co)

Job ID: 580-85738-1

Client Sample ID: 0419-28

Lab Sample ID: 580-85738-10

Date Collected: 04/23/19 17:15

Matrix: Water

Date Received: 04/24/19 12:45

Surrogate	%Recovery	Qualifier	Limits	Prepared	Analyzed	Dil Fac
1,2-Dichloroethane-d4 (Surr)	115		80 - 120		04/26/19 17:27	1
4-Bromofluorobenzene (Surr)	90		80 - 120		04/26/19 17:27	1
Dibromofluoromethane (Surr)	106		80 - 120		04/26/19 17:27	1
Toluene-d8 (Surr)	100		75 - 125		04/26/19 17:27	1
Trifluorotoluene (Surr)	112		80 - 120		04/26/19 17:27	1

Method: 6010C - Metals (ICP) - Dissolved

Analyte	Result	Qualifier	RL	MDL	Unit	D	Prepared	Analyzed	Dil Fac
Calcium	65		1.1		mg/L		05/07/19 20:55	05/08/19 17:13	1
Iron	ND		0.30		mg/L		05/07/19 20:55	05/08/19 17:13	1
Magnesium	36		1.1		mg/L		05/07/19 20:55	05/08/19 17:13	1
Manganese	ND		0.020		mg/L		05/07/19 20:55	05/08/19 17:13	1
Potassium	6.4		3.3		mg/L		05/07/19 20:55	05/08/19 17:13	1
Sodium	28		2.0		mg/L		05/07/19 20:55	05/08/19 17:13	1

Method: 6020A - Metals (ICP/MS) - Total Recoverable

Analyte	Result	Qualifier	RL	MDL	Unit	D	Prepared	Analyzed	Dil Fac
Antimony	ND		0.00040		mg/L		05/06/19 15:26	05/07/19 12:29	1
Arsenic	0.0078		0.0010		mg/L		05/06/19 15:26	05/07/19 12:29	1
Barium	0.018		0.0012		mg/L		05/06/19 15:26	05/07/19 12:29	1
Beryllium	ND		0.00040		mg/L		05/06/19 15:26	05/07/19 12:29	1
Cadmium	ND		0.00040		mg/L		05/06/19 15:26	05/07/19 12:29	1
Chromium	0.00059		0.00040		mg/L		05/06/19 15:26	05/07/19 12:29	1
Cobalt	ND		0.00040		mg/L		05/06/19 15:26	05/07/19 12:29	1
Copper	ND		0.0020		mg/L		05/06/19 15:26	05/07/19 12:29	1
Lead	ND		0.00080		mg/L		05/06/19 15:26	05/07/19 12:29	1
Nickel	ND		0.0030		mg/L		05/06/19 15:26	05/07/19 12:29	1
Selenium	ND		0.0080		mg/L		05/06/19 15:26	05/07/19 12:29	1
Silver	ND		0.00040		mg/L		05/06/19 15:26	05/07/19 12:29	1
Thallium	ND		0.0010		mg/L		05/06/19 15:26	05/07/19 12:29	1
Vanadium	ND		0.0040		mg/L		05/06/19 15:26	05/07/19 12:29	1
Zinc	0.013		0.0070		mg/L		05/06/19 15:26	05/07/19 12:29	1

General Chemistry

Analyte	Result	Qualifier	RL	MDL	Unit	D	Prepared	Analyzed	Dil Fac
Fluoride	ND		0.20		mg/L			04/30/19 21:31	1
Chloride	38		0.90		mg/L			04/30/19 21:31	1
Sulfate	39		1.2		mg/L			04/30/19 21:31	1
Ammonia	ND		0.50		mg/L		04/26/19 10:57	04/26/19 14:17	1
Nitrate Nitrite as N	ND		0.15		mg/L			05/06/19 19:36	1
Total Organic Carbon	ND		1.0		mg/L			05/01/19 10:30	1
Analyte	Result	Qualifier	RL	RL	Unit	D	Prepared	Analyzed	Dil Fac
Alkalinity	250		5.0		mg/L			04/30/19 11:04	1
Bicarbonate Alkalinity as CaCO3	250		5.0		mg/L			04/30/19 11:04	1
Carbonate Alkalinity as CaCO3	ND		5.0		mg/L			04/30/19 11:04	1
Hydroxide Alkalinity as CaCO3	ND		5.0		mg/L			04/30/19 11:04	1
Total Dissolved Solids	290		10		mg/L			04/30/19 11:10	1
Chemical Oxygen Demand	ND		10		mg/L		05/08/19 14:47	05/08/19 14:47	1

Eurofins TestAmerica, Seattle

Client Sample Results

Client: SCS Engineers
Project/Site: CSWF (Island Co)

Job ID: 580-85738-1

Client Sample ID: 0419-29

Lab Sample ID: 580-85738-11

Date Collected: 04/23/19 18:28

Matrix: Water

Date Received: 04/24/19 12:45

Method: 8260C - Volatile Organic Compounds (GC/MS)

Analyte	Result	Qualifier	RL	MDL	Unit	D	Prepared	Analyzed	Dil Fac
1,1,1,2-Tetrachloroethane	ND		0.30		ug/L			04/26/19 17:54	1
1,1,1-Trichloroethane	ND		0.20		ug/L			04/26/19 17:54	1
1,1,2,2-Tetrachloroethane	ND		0.20		ug/L			04/26/19 17:54	1
1,1,2-Trichloroethane	ND		0.20		ug/L			04/26/19 17:54	1
1,1-Dichloroethane	ND		0.20		ug/L			04/26/19 17:54	1
1,1-Dichloroethene	ND		0.20		ug/L			04/26/19 17:54	1
1,2,3-Trichloropropane	ND		0.20		ug/L			04/26/19 17:54	1
1,2-Dibromo-3-Chloropropane	ND		2.0		ug/L			04/26/19 17:54	1
1,2-Dibromoethane	ND		0.10		ug/L			04/26/19 17:54	1
1,2-Dichlorobenzene	ND		0.30		ug/L			04/26/19 17:54	1
1,2-Dichloroethane	ND		0.20		ug/L			04/26/19 17:54	1
1,2-Dichloropropane	ND		0.20		ug/L			04/26/19 17:54	1
1,4-Dichlorobenzene	ND		0.30		ug/L			04/26/19 17:54	1
2-Butanone	ND		10		ug/L			04/26/19 17:54	1
2-Hexanone	ND		3.0		ug/L			04/26/19 17:54	1
4-Methyl-2-pentanone	ND		5.0		ug/L			04/26/19 17:54	1
Acetone	ND		6.0		ug/L			04/26/19 17:54	1
Acrylonitrile	ND		10		ug/L			04/26/19 17:54	1
Benzene	ND		0.20		ug/L			04/26/19 17:54	1
Bromochloromethane	ND		0.20		ug/L			04/26/19 17:54	1
Bromodichloromethane	ND		0.20		ug/L			04/26/19 17:54	1
Bromoform	ND		0.50		ug/L			04/26/19 17:54	1
Bromomethane	ND		0.50		ug/L			04/26/19 17:54	1
Carbon disulfide	ND		0.30		ug/L			04/26/19 17:54	1
Carbon tetrachloride	ND		0.20		ug/L			04/26/19 17:54	1
Chlorobenzene	ND		0.20		ug/L			04/26/19 17:54	1
Chloroethane	ND		0.50		ug/L			04/26/19 17:54	1
Chloroform	ND		0.20		ug/L			04/26/19 17:54	1
Chloromethane	ND		0.50		ug/L			04/26/19 17:54	1
cis-1,2-Dichloroethene	ND		0.20		ug/L			04/26/19 17:54	1
cis-1,3-Dichloropropene	ND		0.20		ug/L			04/26/19 17:54	1
Dibromochloromethane	ND		0.20		ug/L			04/26/19 17:54	1
Dibromomethane	ND		0.20		ug/L			04/26/19 17:54	1
Ethylbenzene	ND		0.20		ug/L			04/26/19 17:54	1
m,p-Xylene	ND		0.50		ug/L			04/26/19 17:54	1
Methyl iodide	ND		0.50		ug/L			04/26/19 17:54	1
Methylene Chloride	ND		5.0		ug/L			04/26/19 17:54	1
o-Xylene	ND		0.50		ug/L			04/26/19 17:54	1
Styrene	ND		0.50		ug/L			04/26/19 17:54	1
Tetrachloroethene	ND		0.50		ug/L			04/26/19 17:54	1
Toluene	ND		0.20		ug/L			04/26/19 17:54	1
trans-1,2-Dichloroethene	ND		0.20		ug/L			04/26/19 17:54	1
trans-1,3-Dichloropropene	ND		0.20		ug/L			04/26/19 17:54	1
trans-1,4-Dichloro-2-butene	ND		2.0		ug/L			04/26/19 17:54	1
Trichloroethene	ND		0.20		ug/L			04/26/19 17:54	1
Trichlorofluoromethane	ND		0.50		ug/L			04/26/19 17:54	1
Vinyl acetate	ND		1.0		ug/L			04/26/19 17:54	1
Vinyl chloride	ND		0.020		ug/L			04/26/19 17:54	1

Client Sample Results

Client: SCS Engineers
Project/Site: CSWF (Island Co)

Job ID: 580-85738-1

Client Sample ID: 0419-29

Lab Sample ID: 580-85738-11

Date Collected: 04/23/19 18:28

Matrix: Water

Date Received: 04/24/19 12:45

Surrogate	%Recovery	Qualifier	Limits	Prepared	Analyzed	Dil Fac
1,2-Dichloroethane-d4 (Surr)	115		80 - 120		04/26/19 17:54	1
4-Bromofluorobenzene (Surr)	90		80 - 120		04/26/19 17:54	1
Dibromofluoromethane (Surr)	105		80 - 120		04/26/19 17:54	1
Toluene-d8 (Surr)	100		75 - 125		04/26/19 17:54	1
Trifluorotoluene (Surr)	109		80 - 120		04/26/19 17:54	1

Method: 6010C - Metals (ICP) - Dissolved

Analyte	Result	Qualifier	RL	MDL	Unit	D	Prepared	Analyzed	Dil Fac
Calcium	110		1.1		mg/L		05/07/19 20:55	05/08/19 17:26	1
Iron	ND		0.30		mg/L		05/07/19 20:55	05/08/19 17:26	1
Magnesium	34		1.1		mg/L		05/07/19 20:55	05/08/19 17:26	1
Manganese	ND		0.020		mg/L		05/07/19 20:55	05/08/19 17:26	1
Potassium	5.6		3.3		mg/L		05/07/19 20:55	05/08/19 17:26	1
Sodium	19		2.0		mg/L		05/07/19 20:55	05/08/19 17:26	1

Method: 6020A - Metals (ICP/MS) - Total Recoverable

Analyte	Result	Qualifier	RL	MDL	Unit	D	Prepared	Analyzed	Dil Fac
Antimony	ND		0.00040		mg/L		05/06/19 15:26	05/07/19 11:12	1
Arsenic	0.0030		0.0010		mg/L		05/06/19 15:26	05/07/19 11:12	1
Barium	0.032		0.0012		mg/L		05/06/19 15:26	05/07/19 11:12	1
Beryllium	ND		0.00040		mg/L		05/06/19 15:26	05/07/19 11:12	1
Cadmium	ND		0.00040		mg/L		05/06/19 15:26	05/07/19 11:12	1
Chromium	0.0045		0.00040		mg/L		05/06/19 15:26	05/07/19 11:12	1
Cobalt	ND		0.00040		mg/L		05/06/19 15:26	05/07/19 11:12	1
Copper	0.0029		0.0020		mg/L		05/06/19 15:26	05/07/19 11:12	1
Lead	ND		0.00080		mg/L		05/06/19 15:26	05/07/19 11:12	1
Nickel	0.0053		0.0030		mg/L		05/06/19 15:26	05/07/19 11:12	1
Selenium	ND		0.0080		mg/L		05/06/19 15:26	05/07/19 11:12	1
Silver	ND		0.00040		mg/L		05/06/19 15:26	05/07/19 11:12	1
Thallium	ND		0.0010		mg/L		05/06/19 15:26	05/07/19 11:12	1
Vanadium	0.0060		0.0040		mg/L		05/06/19 15:26	05/07/19 11:12	1
Zinc	ND		0.0070		mg/L		05/06/19 15:26	05/07/19 11:12	1

General Chemistry

Analyte	Result	Qualifier	RL	MDL	Unit	D	Prepared	Analyzed	Dil Fac
Fluoride	ND		0.20		mg/L			04/30/19 21:42	1
Chloride	20		0.90		mg/L			04/30/19 21:42	1
Sulfate	71		1.2		mg/L			04/30/19 21:42	1
Ammonia	ND		0.50		mg/L		04/26/19 10:57	04/26/19 14:17	1
Nitrate Nitrite as N	5.9		0.75		mg/L			05/06/19 20:35	5
Total Organic Carbon	1.2		1.0		mg/L			05/01/19 10:30	1
Analyte	Result	Qualifier	RL	RL	Unit	D	Prepared	Analyzed	Dil Fac
Alkalinity	320		5.0		mg/L			04/30/19 11:04	1
Bicarbonate Alkalinity as CaCO3	320		5.0		mg/L			04/30/19 11:04	1
Carbonate Alkalinity as CaCO3	ND		5.0		mg/L			04/30/19 11:04	1
Hydroxide Alkalinity as CaCO3	ND		5.0		mg/L			04/30/19 11:04	1
Total Dissolved Solids	490		10		mg/L			04/30/19 11:10	1
Chemical Oxygen Demand	ND		10		mg/L		05/08/19 14:47	05/08/19 14:47	1

Eurofins TestAmerica, Seattle

Client Sample Results

Client: SCS Engineers
Project/Site: CSWF (Island Co)

Job ID: 580-85738-1

Client Sample ID: Trip Blank

Lab Sample ID: 580-85738-12

Date Collected: 04/23/19 00:00

Matrix: Water

Date Received: 04/24/19 12:45

Method: 8260C - Volatile Organic Compounds (GC/MS)

Analyte	Result	Qualifier	RL	MDL	Unit	D	Prepared	Analyzed	Dil Fac
1,1,1,2-Tetrachloroethane	ND		0.30		ug/L			04/26/19 12:58	1
1,1,1-Trichloroethane	ND		0.20		ug/L			04/26/19 12:58	1
1,1,2,2-Tetrachloroethane	ND		0.20		ug/L			04/26/19 12:58	1
1,1,2-Trichloroethane	ND		0.20		ug/L			04/26/19 12:58	1
1,1-Dichloroethane	ND		0.20		ug/L			04/26/19 12:58	1
1,1-Dichloroethene	ND		0.20		ug/L			04/26/19 12:58	1
1,2,3-Trichloropropane	ND		0.20		ug/L			04/26/19 12:58	1
1,2-Dibromo-3-Chloropropane	ND		2.0		ug/L			04/26/19 12:58	1
1,2-Dibromoethane	ND		0.10		ug/L			04/26/19 12:58	1
1,2-Dichlorobenzene	ND		0.30		ug/L			04/26/19 12:58	1
1,2-Dichloroethane	ND		0.20		ug/L			04/26/19 12:58	1
1,2-Dichloropropane	ND		0.20		ug/L			04/26/19 12:58	1
1,4-Dichlorobenzene	ND		0.30		ug/L			04/26/19 12:58	1
2-Butanone	ND		10		ug/L			04/26/19 12:58	1
2-Hexanone	ND		3.0		ug/L			04/26/19 12:58	1
4-Methyl-2-pentanone	ND		5.0		ug/L			04/26/19 12:58	1
Acetone	ND		6.0		ug/L			04/26/19 12:58	1
Acrylonitrile	ND		10		ug/L			04/26/19 12:58	1
Benzene	ND		0.20		ug/L			04/26/19 12:58	1
Bromochloromethane	ND		0.20		ug/L			04/26/19 12:58	1
Bromodichloromethane	ND		0.20		ug/L			04/26/19 12:58	1
Bromoform	ND		0.50		ug/L			04/26/19 12:58	1
Bromomethane	ND		0.50		ug/L			04/26/19 12:58	1
Carbon disulfide	ND		0.30		ug/L			04/26/19 12:58	1
Carbon tetrachloride	ND		0.20		ug/L			04/26/19 12:58	1
Chlorobenzene	ND		0.20		ug/L			04/26/19 12:58	1
Chloroethane	ND		0.50		ug/L			04/26/19 12:58	1
Chloroform	ND		0.20		ug/L			04/26/19 12:58	1
Chloromethane	ND		0.50		ug/L			04/26/19 12:58	1
cis-1,2-Dichloroethene	ND		0.20		ug/L			04/26/19 12:58	1
cis-1,3-Dichloropropene	ND		0.20		ug/L			04/26/19 12:58	1
Dibromochloromethane	ND		0.20		ug/L			04/26/19 12:58	1
Dibromomethane	ND		0.20		ug/L			04/26/19 12:58	1
Ethylbenzene	ND		0.20		ug/L			04/26/19 12:58	1
m,p-Xylene	ND		0.50		ug/L			04/26/19 12:58	1
Methyl iodide	ND		0.50		ug/L			04/26/19 12:58	1
Methylene Chloride	ND		5.0		ug/L			04/26/19 12:58	1
o-Xylene	ND		0.50		ug/L			04/26/19 12:58	1
Styrene	ND		0.50		ug/L			04/26/19 12:58	1
Tetrachloroethene	ND		0.50		ug/L			04/26/19 12:58	1
Toluene	ND		0.20		ug/L			04/26/19 12:58	1
trans-1,2-Dichloroethene	ND		0.20		ug/L			04/26/19 12:58	1
trans-1,3-Dichloropropene	ND		0.20		ug/L			04/26/19 12:58	1
trans-1,4-Dichloro-2-butene	ND		2.0		ug/L			04/26/19 12:58	1
Trichloroethene	ND		0.20		ug/L			04/26/19 12:58	1
Trichlorofluoromethane	ND		0.50		ug/L			04/26/19 12:58	1
Vinyl acetate	ND		1.0		ug/L			04/26/19 12:58	1
Vinyl chloride	ND		0.020		ug/L			04/26/19 12:58	1

Client Sample Results

Client: SCS Engineers
Project/Site: CSWF (Island Co)

Job ID: 580-85738-1

Client Sample ID: Trip Blank

Lab Sample ID: 580-85738-12

Date Collected: 04/23/19 00:00

Matrix: Water

Date Received: 04/24/19 12:45

<i>Surrogate</i>	<i>%Recovery</i>	<i>Qualifier</i>	<i>Limits</i>	<i>Prepared</i>	<i>Analyzed</i>	<i>Dil Fac</i>
1,2-Dichloroethane-d4 (Surr)	104		80 - 120		04/26/19 12:58	1
4-Bromofluorobenzene (Surr)	91		80 - 120		04/26/19 12:58	1
Dibromofluoromethane (Surr)	100		80 - 120		04/26/19 12:58	1
Toluene-d8 (Surr)	102		75 - 125		04/26/19 12:58	1
Trifluorotoluene (Surr)	110		80 - 120		04/26/19 12:58	1

QC Sample Results

Client: SCS Engineers
Project/Site: CSWF (Island Co)

Job ID: 580-85738-1

Method: 8260C - Volatile Organic Compounds (GC/MS)

Lab Sample ID: MB 580-299439/7
Matrix: Water
Analysis Batch: 299439

Client Sample ID: Method Blank
Prep Type: Total/NA

Analyte	MB Result	MB Qualifier	RL	MDL	Unit	D	Prepared	Analyzed	Dil Fac
1,1,1,2-Tetrachloroethane	ND		0.30		ug/L			04/26/19 12:31	1
1,1,1-Trichloroethane	ND		0.20		ug/L			04/26/19 12:31	1
1,1,2,2-Tetrachloroethane	ND		0.20		ug/L			04/26/19 12:31	1
1,1,2-Trichloroethane	ND		0.20		ug/L			04/26/19 12:31	1
1,1-Dichloroethane	ND		0.20		ug/L			04/26/19 12:31	1
1,1-Dichloroethene	ND		0.20		ug/L			04/26/19 12:31	1
1,2,3-Trichloropropane	ND		0.20		ug/L			04/26/19 12:31	1
1,2-Dibromo-3-Chloropropane	ND		2.0		ug/L			04/26/19 12:31	1
1,2-Dibromoethane	ND		0.10		ug/L			04/26/19 12:31	1
1,2-Dichlorobenzene	ND		0.30		ug/L			04/26/19 12:31	1
1,2-Dichloroethane	ND		0.20		ug/L			04/26/19 12:31	1
1,2-Dichloropropane	ND		0.20		ug/L			04/26/19 12:31	1
1,4-Dichlorobenzene	ND		0.30		ug/L			04/26/19 12:31	1
2-Butanone	ND		10		ug/L			04/26/19 12:31	1
2-Hexanone	ND		3.0		ug/L			04/26/19 12:31	1
4-Methyl-2-pentanone	ND		5.0		ug/L			04/26/19 12:31	1
Acetone	ND		6.0		ug/L			04/26/19 12:31	1
Acrylonitrile	ND		10		ug/L			04/26/19 12:31	1
Benzene	ND		0.20		ug/L			04/26/19 12:31	1
Bromochloromethane	ND		0.20		ug/L			04/26/19 12:31	1
Bromodichloromethane	ND		0.20		ug/L			04/26/19 12:31	1
Bromoform	ND		0.50		ug/L			04/26/19 12:31	1
Bromomethane	ND		0.50		ug/L			04/26/19 12:31	1
Carbon disulfide	ND		0.30		ug/L			04/26/19 12:31	1
Carbon tetrachloride	ND		0.20		ug/L			04/26/19 12:31	1
Chlorobenzene	ND		0.20		ug/L			04/26/19 12:31	1
Chloroethane	ND		0.50		ug/L			04/26/19 12:31	1
Chloroform	ND		0.20		ug/L			04/26/19 12:31	1
Chloromethane	ND		0.50		ug/L			04/26/19 12:31	1
cis-1,2-Dichloroethene	ND		0.20		ug/L			04/26/19 12:31	1
cis-1,3-Dichloropropene	ND		0.20		ug/L			04/26/19 12:31	1
Dibromochloromethane	ND		0.20		ug/L			04/26/19 12:31	1
Dibromomethane	ND		0.20		ug/L			04/26/19 12:31	1
Ethylbenzene	ND		0.20		ug/L			04/26/19 12:31	1
m,p-Xylene	ND		0.50		ug/L			04/26/19 12:31	1
Methyl iodide	ND		0.50		ug/L			04/26/19 12:31	1
Methylene Chloride	ND		5.0		ug/L			04/26/19 12:31	1
o-Xylene	ND		0.50		ug/L			04/26/19 12:31	1
Styrene	ND		0.50		ug/L			04/26/19 12:31	1
Tetrachloroethene	ND		0.50		ug/L			04/26/19 12:31	1
Toluene	ND		0.20		ug/L			04/26/19 12:31	1
trans-1,2-Dichloroethene	ND		0.20		ug/L			04/26/19 12:31	1
trans-1,3-Dichloropropene	ND		0.20		ug/L			04/26/19 12:31	1
trans-1,4-Dichloro-2-butene	ND		2.0		ug/L			04/26/19 12:31	1
Trichloroethene	ND		0.20		ug/L			04/26/19 12:31	1
Trichlorofluoromethane	ND		0.50		ug/L			04/26/19 12:31	1
Vinyl acetate	ND		1.0		ug/L			04/26/19 12:31	1
Vinyl chloride	ND		0.020		ug/L			04/26/19 12:31	1

Eurofins TestAmerica, Seattle

QC Sample Results

Client: SCS Engineers
Project/Site: CSWF (Island Co)

Job ID: 580-85738-1

Method: 8260C - Volatile Organic Compounds (GC/MS) (Continued)

Lab Sample ID: MB 580-299439/7
Matrix: Water
Analysis Batch: 299439

Client Sample ID: Method Blank
Prep Type: Total/NA

Surrogate	MB MB		Limits	Prepared	Analyzed	Dil Fac
	%Recovery	Qualifier				
1,2-Dichloroethane-d4 (Surr)	105		80 - 120		04/26/19 12:31	1
4-Bromofluorobenzene (Surr)	92		80 - 120		04/26/19 12:31	1
Dibromofluoromethane (Surr)	100		80 - 120		04/26/19 12:31	1
Toluene-d8 (Surr)	102		75 - 125		04/26/19 12:31	1
Trifluorotoluene (Surr)	107		80 - 120		04/26/19 12:31	1

Lab Sample ID: LCS 580-299439/4
Matrix: Water
Analysis Batch: 299439

Client Sample ID: Lab Control Sample
Prep Type: Total/NA

Analyte	Spike Added	LCS Result	LCS Qualifier	Unit	D	%Rec	%Rec. Limits
1,1,1-Trichloroethane	5.00	4.78		ug/L		96	74 - 137
1,1,2,2-Tetrachloroethane	5.00	5.43		ug/L		109	69 - 147
1,1,2-Trichloroethane	5.00	4.84		ug/L		97	80 - 127
1,1-Dichloroethane	5.00	5.26		ug/L		105	80 - 135
1,1-Dichloroethene	5.00	4.18		ug/L		84	71 - 134
1,2,3-Trichloropropane	5.00	4.91		ug/L		98	80 - 127
1,2-Dibromo-3-Chloropropane	5.00	4.68		ug/L		94	69 - 130
1,2-Dibromoethane	5.00	4.39		ug/L		88	80 - 126
1,2-Dichlorobenzene	5.00	5.20		ug/L		104	80 - 129
1,2-Dichloroethane	5.00	4.57		ug/L		91	80 - 130
1,2-Dichloropropane	5.00	5.25		ug/L		105	80 - 130
1,4-Dichlorobenzene	5.00	5.19		ug/L		104	80 - 129
2-Butanone	25.0	20.2		ug/L		81	64 - 144
2-Hexanone	25.0	25.0		ug/L		100	77 - 144
4-Methyl-2-pentanone	25.0	25.0		ug/L		100	78 - 137
Acetone	25.0	26.1		ug/L		104	43 - 150
Acrylonitrile	50.0	47.1		ug/L		94	67 - 148
Benzene	5.00	5.18		ug/L		104	73 - 133
Bromochloromethane	5.00	4.76		ug/L		95	79 - 131
Bromodichloromethane	5.00	4.73		ug/L		95	80 - 131
Bromoform	5.00	4.09		ug/L		82	69 - 125
Bromomethane	5.00	3.93		ug/L		79	61 - 141
Carbon disulfide	5.00	4.53		ug/L		91	65 - 138
Carbon tetrachloride	5.00	4.54		ug/L		91	71 - 140
Chlorobenzene	5.00	5.04		ug/L		101	80 - 129
Chloroethane	5.00	4.29		ug/L		86	58 - 150
Chloroform	5.00	5.04		ug/L		101	80 - 130
Chloromethane	5.00	4.48		ug/L		90	61 - 143
cis-1,2-Dichloroethene	5.00	4.57		ug/L		91	79 - 130
cis-1,3-Dichloropropene	5.00	4.69		ug/L		94	79 - 132
Dibromochloromethane	5.00	4.41		ug/L		88	76 - 131
Dibromomethane	5.00	4.57		ug/L		91	76 - 129
Ethylbenzene	5.00	5.19		ug/L		104	74 - 138
m,p-Xylene	5.00	5.01		ug/L		100	73 - 130
Methyl iodide	5.00	3.94		ug/L		79	76 - 133
Methylene Chloride	5.00	4.91	J	ug/L		98	75 - 134

Eurofins TestAmerica, Seattle

QC Sample Results

Client: SCS Engineers
Project/Site: CSWF (Island Co)

Job ID: 580-85738-1

Method: 8260C - Volatile Organic Compounds (GC/MS) (Continued)

Lab Sample ID: LCS 580-299439/4
Matrix: Water
Analysis Batch: 299439

Client Sample ID: Lab Control Sample
Prep Type: Total/NA

Analyte	Spike Added	LCS Result	LCS Qualifier	Unit	D	%Rec	%Rec. Limits
o-Xylene	5.00	4.90		ug/L		98	80 - 139
Styrene	5.00	4.96		ug/L		99	74 - 136
Tetrachloroethene	5.00	4.62		ug/L		92	75 - 131
Toluene	5.00	5.26		ug/L		105	80 - 126
trans-1,2-Dichloroethene	5.00	4.32		ug/L		86	75 - 133
trans-1,3-Dichloropropene	5.00	4.58		ug/L		92	78 - 128
trans-1,4-Dichloro-2-butene	5.00	4.53		ug/L		91	20 - 150
Trichloroethene	5.00	4.61		ug/L		92	72 - 136
Trichlorofluoromethane	5.00	3.97		ug/L		79	60 - 139
Vinyl acetate	12.5	9.50		ug/L		76	22 - 150
Vinyl chloride	5.00	4.36		ug/L		87	59 - 140

Surrogate	LCS %Recovery	LCS Qualifier	Limits
1,2-Dichloroethane-d4 (Surr)	101		80 - 120
4-Bromofluorobenzene (Surr)	96		80 - 120
Dibromofluoromethane (Surr)	98		80 - 120
Toluene-d8 (Surr)	102		75 - 125
Trifluorotoluene (Surr)	98		80 - 120

Lab Sample ID: LCSD 580-299439/5
Matrix: Water
Analysis Batch: 299439

Client Sample ID: Lab Control Sample Dup
Prep Type: Total/NA

Analyte	Spike Added	LCSD Result	LCSD Qualifier	Unit	D	%Rec	%Rec. Limits	RPD	Limit
1,1,1,2-Tetrachloroethane	5.00	4.77		ug/L		95	79 - 139	3	20
1,1,1-Trichloroethane	5.00	5.01		ug/L		100	74 - 137	5	20
1,1,1,2-Tetrachloroethane	5.00	5.72		ug/L		114	69 - 147	5	16
1,1,2-Trichloroethane	5.00	5.11		ug/L		102	80 - 127	5	19
1,1-Dichloroethane	5.00	5.38		ug/L		108	80 - 135	2	20
1,1-Dichloroethene	5.00	4.26		ug/L		85	71 - 134	2	28
1,2,3-Trichloropropane	5.00	5.21		ug/L		104	80 - 127	6	20
1,2-Dibromo-3-Chloropropane	5.00	4.72		ug/L		94	69 - 130	1	20
1,2-Dibromoethane	5.00	4.63		ug/L		93	80 - 126	5	20
1,2-Dichlorobenzene	5.00	5.39		ug/L		108	80 - 129	4	14
1,2-Dichloroethane	5.00	4.68		ug/L		94	80 - 130	2	15
1,2-Dichloropropane	5.00	5.43		ug/L		109	80 - 130	3	20
1,4-Dichlorobenzene	5.00	5.31		ug/L		106	80 - 129	2	11
2-Butanone	25.0	23.2		ug/L		93	64 - 144	14	29
2-Hexanone	25.0	26.0		ug/L		104	77 - 144	4	21
4-Methyl-2-pentanone	25.0	26.8		ug/L		107	78 - 137	7	19
Acetone	25.0	28.7		ug/L		115	43 - 150	10	35
Acrylonitrile	50.0	48.1		ug/L		96	67 - 148	2	23
Benzene	5.00	5.30		ug/L		106	73 - 133	2	20
Bromochloromethane	5.00	4.79		ug/L		96	79 - 131	1	20
Bromodichloromethane	5.00	4.89		ug/L		98	80 - 131	3	20
Bromoform	5.00	4.28		ug/L		86	69 - 125	5	20
Bromomethane	5.00	4.02		ug/L		80	61 - 141	2	31
Carbon disulfide	5.00	4.61		ug/L		92	65 - 138	2	23

Eurofins TestAmerica, Seattle

QC Sample Results

Client: SCS Engineers
Project/Site: CSWF (Island Co)

Job ID: 580-85738-1

Method: 8260C - Volatile Organic Compounds (GC/MS) (Continued)

Lab Sample ID: LCSD 580-299439/5
Matrix: Water
Analysis Batch: 299439

Client Sample ID: Lab Control Sample Dup
Prep Type: Total/NA

Analyte	Spike Added	LCSD Result	LCSD Qualifier	Unit	D	%Rec	%Rec. Limits	RPD	RPD Limit
Carbon tetrachloride	5.00	4.58		ug/L		92	71 - 140	1	21
Chlorobenzene	5.00	5.13		ug/L		103	80 - 129	2	12
Chloroethane	5.00	4.29		ug/L		86	58 - 150	0	35
Chloroform	5.00	5.22		ug/L		104	80 - 130	4	20
Chloromethane	5.00	4.61		ug/L		92	61 - 143	3	31
cis-1,2-Dichloroethene	5.00	4.69		ug/L		94	79 - 130	3	20
cis-1,3-Dichloropropene	5.00	4.94		ug/L		99	79 - 132	5	22
Dibromochloromethane	5.00	4.56		ug/L		91	76 - 131	3	20
Dibromomethane	5.00	4.72		ug/L		94	76 - 129	3	20
Ethylbenzene	5.00	5.41		ug/L		108	74 - 138	4	20
m,p-Xylene	5.00	5.12		ug/L		102	73 - 130	2	20
Methyl iodide	5.00	4.09		ug/L		82	76 - 133	4	15
Methylene Chloride	5.00	5.10		ug/L		102	75 - 134	4	29
o-Xylene	5.00	5.09		ug/L		102	80 - 139	4	20
Styrene	5.00	5.12		ug/L		102	74 - 136	3	20
Tetrachloroethene	5.00	4.80		ug/L		96	75 - 131	4	20
Toluene	5.00	5.42		ug/L		108	80 - 126	3	20
trans-1,2-Dichloroethene	5.00	4.43		ug/L		89	75 - 133	3	27
trans-1,3-Dichloropropene	5.00	4.72		ug/L		94	78 - 128	3	21
trans-1,4-Dichloro-2-butene	5.00	4.39		ug/L		88	20 - 150	3	20
Trichloroethene	5.00	4.75		ug/L		95	72 - 136	3	20
Trichlorofluoromethane	5.00	4.04		ug/L		81	60 - 139	2	31
Vinyl acetate	12.5	9.99		ug/L		80	22 - 150	5	35
Vinyl chloride	5.00	4.36		ug/L		87	59 - 140	0	30

Surrogate	LCSD %Recovery	LCSD Qualifier	LCSD Limits
1,2-Dichloroethane-d4 (Surr)	101		80 - 120
4-Bromofluorobenzene (Surr)	95		80 - 120
Dibromofluoromethane (Surr)	97		80 - 120
Toluene-d8 (Surr)	102		75 - 125
Trifluorotoluene (Surr)	98		80 - 120

Method: 6010C - Metals (ICP)

Lab Sample ID: MB 580-300160/23-A
Matrix: Water
Analysis Batch: 300282

Client Sample ID: Method Blank
Prep Type: Total Recoverable
Prep Batch: 300160

Analyte	MB Result	MB Qualifier	RL	MDL	Unit	D	Prepared	Analyzed	Dil Fac
Calcium	ND		1.1		mg/L		05/07/19 20:55	05/08/19 16:07	1
Iron	ND		0.30		mg/L		05/07/19 20:55	05/08/19 16:07	1
Magnesium	ND		1.1		mg/L		05/07/19 20:55	05/08/19 16:07	1
Manganese	ND		0.020		mg/L		05/07/19 20:55	05/08/19 16:07	1
Potassium	ND		3.3		mg/L		05/07/19 20:55	05/08/19 16:07	1
Sodium	ND		2.0		mg/L		05/07/19 20:55	05/08/19 16:07	1

Eurofins TestAmerica, Seattle

QC Sample Results

Client: SCS Engineers
Project/Site: CSWF (Island Co)

Job ID: 580-85738-1

Method: 6010C - Metals (ICP) (Continued)

Lab Sample ID: LCS 580-300160/24-A
Matrix: Water
Analysis Batch: 300282

Client Sample ID: Lab Control Sample
Prep Type: Total Recoverable
Prep Batch: 300160

Analyte	Spike Added	LCS Result	LCS Qualifier	Unit	D	%Rec	Limits
Calcium	20.0	20.7		mg/L		104	80 - 120
Iron	20.0	20.5		mg/L		102	80 - 120
Magnesium	20.0	19.5		mg/L		97	80 - 120
Manganese	1.00	1.00		mg/L		100	80 - 120
Potassium	20.0	20.1		mg/L		100	80 - 120
Sodium	20.0	21.2		mg/L		106	80 - 120

Lab Sample ID: LCSD 580-300160/25-A
Matrix: Water
Analysis Batch: 300282

Client Sample ID: Lab Control Sample Dup
Prep Type: Total Recoverable
Prep Batch: 300160

Analyte	Spike Added	LCSD Result	LCSD Qualifier	Unit	D	%Rec	Limits	RPD	Limit
Calcium	20.0	21.0		mg/L		105	80 - 120	1	20
Iron	20.0	20.9		mg/L		104	80 - 120	2	20
Magnesium	20.0	19.3		mg/L		97	80 - 120	1	20
Manganese	1.00	0.993		mg/L		99	80 - 120	1	20
Potassium	20.0	19.9		mg/L		99	80 - 120	1	20
Sodium	20.0	21.3		mg/L		107	80 - 120	0	20

Lab Sample ID: MB 580-299463/9-B
Matrix: Water
Analysis Batch: 299860

Client Sample ID: Method Blank
Prep Type: Dissolved
Prep Batch: 299730

Analyte	MB Result	MB Qualifier	RL	MDL	Unit	D	Prepared	Analyzed	Dil Fac
Calcium	ND		1.1		mg/L		04/30/19 16:52	05/02/19 09:51	1
Iron	ND		0.30		mg/L		04/30/19 16:52	05/02/19 09:51	1
Magnesium	ND		1.1		mg/L		04/30/19 16:52	05/02/19 09:51	1
Manganese	ND		0.020		mg/L		04/30/19 16:52	05/02/19 09:51	1
Potassium	ND		3.3		mg/L		04/30/19 16:52	05/02/19 09:51	1
Sodium	ND		2.0		mg/L		04/30/19 16:52	05/02/19 09:51	1

Lab Sample ID: LCS 580-299463/10-B
Matrix: Water
Analysis Batch: 299860

Client Sample ID: Lab Control Sample
Prep Type: Dissolved
Prep Batch: 299730

Analyte	Spike Added	LCS Result	LCS Qualifier	Unit	D	%Rec	Limits
Calcium	20.0	19.2		mg/L		96	80 - 120
Iron	20.0	19.2		mg/L		96	80 - 120
Magnesium	20.0	19.5		mg/L		97	80 - 120
Manganese	1.00	0.976		mg/L		98	80 - 120
Potassium	20.0	19.1		mg/L		95	80 - 120
Sodium	20.0	19.6		mg/L		98	80 - 120

Lab Sample ID: LCSD 580-299463/11-B
Matrix: Water
Analysis Batch: 299860

Client Sample ID: Lab Control Sample Dup
Prep Type: Dissolved
Prep Batch: 299730

Analyte	Spike Added	LCSD Result	LCSD Qualifier	Unit	D	%Rec	Limits	RPD	Limit
Calcium	20.0	20.6		mg/L		103	80 - 120	7	20

Eurofins TestAmerica, Seattle

QC Sample Results

Client: SCS Engineers
Project/Site: CSWF (Island Co)

Job ID: 580-85738-1

Method: 6010C - Metals (ICP) (Continued)

Lab Sample ID: LCSD 580-299463/11-B
Matrix: Water
Analysis Batch: 299860

Client Sample ID: Lab Control Sample Dup
Prep Type: Dissolved
Prep Batch: 299730

Analyte	Spike Added	LCSD Result	LCSD Qualifier	Unit	D	%Rec	%Rec. Limits	RPD	RPD Limit
Iron	20.0	20.5		mg/L		103	80 - 120	7	20
Magnesium	20.0	20.9		mg/L		105	80 - 120	7	20
Manganese	1.00	1.05		mg/L		105	80 - 120	8	20
Potassium	20.0	20.5		mg/L		102	80 - 120	7	20
Sodium	20.0	21.0		mg/L		105	80 - 120	7	20

Lab Sample ID: 580-85738-6 MS
Matrix: Water
Analysis Batch: 299860

Client Sample ID: 0419-24
Prep Type: Dissolved
Prep Batch: 299730

Analyte	Sample Result	Sample Qualifier	Spike Added	MS Result	MS Qualifier	Unit	D	%Rec	%Rec. Limits	RPD	RPD Limit
Calcium	83		20.0	107	4	mg/L		118	75 - 125		
Iron	ND		20.0	21.9		mg/L		110	75 - 125		
Magnesium	48		20.0	69.3		mg/L		108	75 - 125		
Manganese	ND		1.00	1.08		mg/L		108	75 - 125		
Potassium	5.6		20.0	28.0		mg/L		112	75 - 125		
Sodium	34		20.0	57.6		mg/L		119	75 - 125		

Lab Sample ID: 580-85738-6 MSD
Matrix: Water
Analysis Batch: 299860

Client Sample ID: 0419-24
Prep Type: Dissolved
Prep Batch: 299730

Analyte	Sample Result	Sample Qualifier	Spike Added	MSD Result	MSD Qualifier	Unit	D	%Rec	%Rec. Limits	RPD	RPD Limit
Calcium	83		20.0	106	4	mg/L		112	75 - 125	1	20
Iron	ND		20.0	21.7		mg/L		109	75 - 125	1	20
Magnesium	48		20.0	68.5		mg/L		104	75 - 125	1	20
Manganese	ND		1.00	1.07		mg/L		107	75 - 125	1	20
Potassium	5.6		20.0	27.6		mg/L		110	75 - 125	2	20
Sodium	34		20.0	57.2		mg/L		116	75 - 125	1	20

Lab Sample ID: 580-85738-6 DU
Matrix: Water
Analysis Batch: 299860

Client Sample ID: 0419-24
Prep Type: Dissolved
Prep Batch: 299730

Analyte	Sample Result	Sample Qualifier	DU Result	DU Qualifier	Unit	D	RPD	RPD Limit
Calcium	83		83.8		mg/L		0.8	20
Iron	ND		ND		mg/L		NC	20
Magnesium	48		47.8		mg/L		0.4	20
Manganese	ND		ND		mg/L		NC	20
Potassium	5.6		5.71		mg/L		2	20
Sodium	34		34.2		mg/L		0.9	20

Method: 6020A - Metals (ICP/MS)

Lab Sample ID: MB 580-300062/24-A
Matrix: Water
Analysis Batch: 300162

Client Sample ID: Method Blank
Prep Type: Total Recoverable
Prep Batch: 300062

Analyte	MB Result	MB Qualifier	RL	MDL	Unit	D	Prepared	Analyzed	Dil Fac
Antimony	ND		0.00040		mg/L		05/06/19 15:26	05/07/19 10:59	1

Eurofins TestAmerica, Seattle

QC Sample Results

Client: SCS Engineers
Project/Site: CSWF (Island Co)

Job ID: 580-85738-1

Method: 6020A - Metals (ICP/MS) (Continued)

Lab Sample ID: MB 580-300062/24-A
Matrix: Water
Analysis Batch: 300162

Client Sample ID: Method Blank
Prep Type: Total Recoverable
Prep Batch: 300062

Analyte	MB Result	MB Qualifier	RL	MDL	Unit	D	Prepared	Analyzed	Dil Fac
Arsenic	ND		0.0010		mg/L		05/06/19 15:26	05/07/19 10:59	1
Barium	ND		0.0012		mg/L		05/06/19 15:26	05/07/19 10:59	1
Beryllium	ND		0.00040		mg/L		05/06/19 15:26	05/07/19 10:59	1
Cadmium	ND		0.00040		mg/L		05/06/19 15:26	05/07/19 10:59	1
Chromium	ND		0.00040		mg/L		05/06/19 15:26	05/07/19 10:59	1
Cobalt	ND		0.00040		mg/L		05/06/19 15:26	05/07/19 10:59	1
Copper	ND		0.0020		mg/L		05/06/19 15:26	05/07/19 10:59	1
Lead	ND		0.00080		mg/L		05/06/19 15:26	05/07/19 10:59	1
Nickel	ND		0.0030		mg/L		05/06/19 15:26	05/07/19 10:59	1
Selenium	ND		0.0080		mg/L		05/06/19 15:26	05/07/19 10:59	1
Silver	ND		0.00040		mg/L		05/06/19 15:26	05/07/19 10:59	1
Thallium	ND		0.0010		mg/L		05/06/19 15:26	05/07/19 10:59	1
Vanadium	ND		0.0040		mg/L		05/06/19 15:26	05/07/19 10:59	1
Zinc	ND		0.0070		mg/L		05/06/19 15:26	05/07/19 10:59	1

Lab Sample ID: LCS 580-300062/25-A
Matrix: Water
Analysis Batch: 300162

Client Sample ID: Lab Control Sample
Prep Type: Total Recoverable
Prep Batch: 300062

Analyte	Spike Added	LCS Result	LCS Qualifier	Unit	D	%Rec	%Rec. Limits
Antimony	1.00	0.914		mg/L		91	80 - 120
Arsenic	1.00	0.999		mg/L		100	80 - 120
Barium	1.00	0.980		mg/L		98	80 - 120
Beryllium	1.00	1.01		mg/L		101	80 - 120
Cadmium	1.00	0.974		mg/L		97	80 - 120
Chromium	1.00	0.998		mg/L		100	80 - 120
Cobalt	1.00	0.986		mg/L		99	80 - 120
Copper	1.00	0.991		mg/L		99	80 - 120
Lead	1.00	0.976		mg/L		98	80 - 120
Nickel	1.00	0.994		mg/L		99	80 - 120
Selenium	1.00	0.994		mg/L		99	80 - 120
Silver	1.00	0.990		mg/L		99	80 - 120
Thallium	1.00	0.924		mg/L		92	80 - 120
Vanadium	1.00	0.984		mg/L		98	80 - 120
Zinc	1.00	0.986		mg/L		99	80 - 120

Lab Sample ID: LCSD 580-300062/26-A
Matrix: Water
Analysis Batch: 300162

Client Sample ID: Lab Control Sample Dup
Prep Type: Total Recoverable
Prep Batch: 300062

Analyte	Spike Added	LCSD Result	LCSD Qualifier	Unit	D	%Rec	%Rec. Limits	RPD	RPD Limit
Antimony	1.00	0.928		mg/L		93	80 - 120	2	20
Arsenic	1.00	0.988		mg/L		99	80 - 120	1	20
Barium	1.00	0.992		mg/L		99	80 - 120	1	20
Beryllium	1.00	1.00		mg/L		100	80 - 120	0	20
Cadmium	1.00	0.991		mg/L		99	80 - 120	2	20
Chromium	1.00	1.01		mg/L		101	80 - 120	1	20
Cobalt	1.00	0.986		mg/L		99	80 - 120	0	20
Copper	1.00	0.993		mg/L		99	80 - 120	0	20

Eurofins TestAmerica, Seattle

QC Sample Results

Client: SCS Engineers
Project/Site: CSWF (Island Co)

Job ID: 580-85738-1

Method: 6020A - Metals (ICP/MS) (Continued)

Lab Sample ID: LCSD 580-300062/26-A
Matrix: Water
Analysis Batch: 300162

Client Sample ID: Lab Control Sample Dup
Prep Type: Total Recoverable
Prep Batch: 300062

Analyte	Spike Added	LCSD Result	LCSD Qualifier	Unit	D	%Rec	%Rec. Limits	RPD	RPD Limit
Lead	1.00	0.983		mg/L		98	80 - 120	1	20
Nickel	1.00	0.990		mg/L		99	80 - 120	0	20
Selenium	1.00	1.00		mg/L		100	80 - 120	1	20
Silver	1.00	1.00		mg/L		100	80 - 120	1	20
Thallium	1.00	0.933		mg/L		93	80 - 120	1	20
Vanadium	1.00	0.992		mg/L		99	80 - 120	1	20
Zinc	1.00	1.00		mg/L		100	80 - 120	2	20

Lab Sample ID: 580-85738-1 MS
Matrix: Water
Analysis Batch: 300162

Client Sample ID: 0419-16
Prep Type: Total Recoverable
Prep Batch: 300062

Analyte	Sample Result	Sample Qualifier	Spike Added	MS Result	MS Qualifier	Unit	D	%Rec	%Rec. Limits
Antimony	ND		1.00	0.911		mg/L		91	80 - 120
Arsenic	0.0016		1.00	0.976		mg/L		97	80 - 120
Barium	0.084		1.00	1.06		mg/L		98	80 - 120
Beryllium	ND		1.00	1.01		mg/L		101	80 - 120
Cadmium	ND		1.00	0.974		mg/L		97	80 - 120
Chromium	ND		1.00	0.976		mg/L		98	80 - 120
Cobalt	ND		1.00	0.963		mg/L		96	80 - 120
Copper	ND		1.00	0.964		mg/L		96	80 - 120
Lead	ND		1.00	0.952		mg/L		95	80 - 120
Nickel	ND		1.00	0.967		mg/L		97	80 - 120
Selenium	ND		1.00	0.977		mg/L		98	80 - 120
Silver	ND		1.00	1.00		mg/L		100	80 - 120
Thallium	ND		1.00	0.904		mg/L		90	80 - 120
Vanadium	ND		1.00	0.965		mg/L		96	80 - 120
Zinc	ND		1.00	0.973		mg/L		97	80 - 120

Lab Sample ID: 580-85738-1 MSD
Matrix: Water
Analysis Batch: 300162

Client Sample ID: 0419-16
Prep Type: Total Recoverable
Prep Batch: 300062

Analyte	Sample Result	Sample Qualifier	Spike Added	MSD Result	MSD Qualifier	Unit	D	%Rec	%Rec. Limits	RPD	RPD Limit
Antimony	ND		1.00	0.881		mg/L		88	80 - 120	3	20
Arsenic	0.0016		1.00	0.954		mg/L		95	80 - 120	2	20
Barium	0.084		1.00	1.04		mg/L		95	80 - 120	2	20
Beryllium	ND		1.00	0.982		mg/L		98	80 - 120	3	20
Cadmium	ND		1.00	0.944		mg/L		94	80 - 120	3	20
Chromium	ND		1.00	0.952		mg/L		95	80 - 120	2	20
Cobalt	ND		1.00	0.939		mg/L		94	80 - 120	3	20
Copper	ND		1.00	0.936		mg/L		94	80 - 120	3	20
Lead	ND		1.00	0.940		mg/L		94	80 - 120	1	20
Nickel	ND		1.00	0.943		mg/L		94	80 - 120	3	20
Selenium	ND		1.00	0.944		mg/L		94	80 - 120	3	20
Silver	ND		1.00	0.957		mg/L		96	80 - 120	4	20
Thallium	ND		1.00	0.889		mg/L		89	80 - 120	2	20
Vanadium	ND		1.00	0.949		mg/L		95	80 - 120	2	20
Zinc	ND		1.00	0.968		mg/L		97	80 - 120	0	20

Eurofins TestAmerica, Seattle

QC Sample Results

Client: SCS Engineers
Project/Site: CSWF (Island Co)

Job ID: 580-85738-1

Method: 6020A - Metals (ICP/MS) (Continued)

Lab Sample ID: 580-85738-1 DU
Matrix: Water
Analysis Batch: 300162

Client Sample ID: 0419-16
Prep Type: Total Recoverable
Prep Batch: 300062

Analyte	Sample	Sample	DU	DU	Unit	D	RPD	Limit
	Result	Qualifier	Result	Qualifier				
Antimony	ND		ND		mg/L		NC	20
Arsenic	0.0016		0.00147		mg/L		8	20
Barium	0.084		0.0803		mg/L		5	20
Beryllium	ND		ND		mg/L		NC	20
Cadmium	ND		ND		mg/L		NC	20
Chromium	ND		ND		mg/L		NC	20
Cobalt	ND		ND		mg/L		NC	20
Copper	ND		ND		mg/L		NC	20
Lead	ND		ND		mg/L		NC	20
Nickel	ND		ND		mg/L		NC	20
Selenium	ND		ND		mg/L		NC	20
Silver	ND		ND		mg/L		NC	20
Thallium	ND		ND		mg/L		NC	20
Vanadium	ND		ND		mg/L		NC	20
Zinc	ND		ND		mg/L		NC	20

Method: 300.0 - Anions, Ion Chromatography

Lab Sample ID: MB 580-299753/51
Matrix: Water
Analysis Batch: 299753

Client Sample ID: Method Blank
Prep Type: Total/NA

Analyte	MB	MB	RL	MDL	Unit	D	Prepared	Analyzed	Dil Fac
	Result	Qualifier							
Fluoride	ND		0.20		mg/L			05/01/19 09:17	1
Chloride	ND		0.90		mg/L			05/01/19 09:17	1
Sulfate	ND		1.2		mg/L			05/01/19 09:17	1

Lab Sample ID: LCS 580-299753/52
Matrix: Water
Analysis Batch: 299753

Client Sample ID: Lab Control Sample
Prep Type: Total/NA

Analyte	Spike Added	LCS Result	LCS Qualifier	Unit	D	%Rec	%Rec. Limits
Chloride	50.0	52.6		mg/L		105	90 - 110
Sulfate	50.0	52.2		mg/L		104	90 - 110

Lab Sample ID: LCSD 580-299753/53
Matrix: Water
Analysis Batch: 299753

Client Sample ID: Lab Control Sample Dup
Prep Type: Total/NA

Analyte	Spike Added	LCSD Result	LCSD Qualifier	Unit	D	%Rec	%Rec. Limits	RPD	RPD
									Limit
Fluoride	5.00	4.85		mg/L		97	90 - 110	0	15
Chloride	50.0	52.6		mg/L		105	90 - 110	0	15
Sulfate	50.0	52.2		mg/L		104	90 - 110	0	15

QC Sample Results

Client: SCS Engineers
Project/Site: CSWF (Island Co)

Job ID: 580-85738-1

Method: 300.0 - Anions, Ion Chromatography (Continued)

Lab Sample ID: 580-85738-11 MS
Matrix: Water
Analysis Batch: 299753

Client Sample ID: 0419-29
Prep Type: Total/NA

Analyte	Sample Result	Sample Qualifier	Spike Added	MS Result	MS Qualifier	Unit	D	%Rec	%Rec. Limits
Fluoride	ND		5.00	4.77		mg/L		95	90 - 110
Chloride	20		50.0	72.0		mg/L		103	90 - 110
Sulfate	71		50.0	118		mg/L		94	90 - 110

Lab Sample ID: 580-85738-11 MSD
Matrix: Water
Analysis Batch: 299753

Client Sample ID: 0419-29
Prep Type: Total/NA

Analyte	Sample Result	Sample Qualifier	Spike Added	MSD Result	MSD Qualifier	Unit	D	%Rec	%Rec. Limits	RPD	RPD Limit
Fluoride	ND		5.00	4.81		mg/L		96	90 - 110	1	15
Chloride	20		50.0	72.4		mg/L		104	90 - 110	1	15
Sulfate	71		50.0	119		mg/L		95	90 - 110	1	15

Method: 350.1 - Nitrogen, Ammonia

Lab Sample ID: MB 580-299440/1-A
Matrix: Water
Analysis Batch: 299490

Client Sample ID: Method Blank
Prep Type: Total/NA
Prep Batch: 299440

Analyte	MB Result	MB Qualifier	RL	MDL	Unit	D	Prepared	Analyzed	Dil Fac
Ammonia	ND		0.50		mg/L		04/26/19 10:57	04/26/19 14:17	1

Lab Sample ID: LCS 580-299440/2-A
Matrix: Water
Analysis Batch: 299490

Client Sample ID: Lab Control Sample
Prep Type: Total/NA
Prep Batch: 299440

Analyte	Spike Added	LCS Result	LCS Qualifier	Unit	D	%Rec	%Rec. Limits
Ammonia	2.00	2.14		mg/L		107	90 - 110

Method: 353.2 - Nitrogen, Nitrate-Nitrite

Lab Sample ID: MB 580-300076/13
Matrix: Water
Analysis Batch: 300076

Client Sample ID: Method Blank
Prep Type: Total/NA

Analyte	MB Result	MB Qualifier	RL	MDL	Unit	D	Prepared	Analyzed	Dil Fac
Nitrate Nitrite as N	ND		0.15		mg/L			05/06/19 19:14	1

Lab Sample ID: MB 580-300076/37
Matrix: Water
Analysis Batch: 300076

Client Sample ID: Method Blank
Prep Type: Total/NA

Analyte	MB Result	MB Qualifier	RL	MDL	Unit	D	Prepared	Analyzed	Dil Fac
Nitrate Nitrite as N	ND		0.15		mg/L			05/06/19 19:42	1

QC Sample Results

Client: SCS Engineers
Project/Site: CSWF (Island Co)

Job ID: 580-85738-1

Method: 353.2 - Nitrogen, Nitrate-Nitrite (Continued)

Lab Sample ID: LCS 580-300076/14
Matrix: Water
Analysis Batch: 300076

Client Sample ID: Lab Control Sample
Prep Type: Total/NA

Analyte	Spike Added	LCS Result	LCS Qualifier	Unit	D	%Rec	%Rec. Limits
Nitrate Nitrite as N	1.00	0.923		mg/L		92	90 - 110

Lab Sample ID: LCS 580-300076/38
Matrix: Water
Analysis Batch: 300076

Client Sample ID: Lab Control Sample
Prep Type: Total/NA

Analyte	Spike Added	LCS Result	LCS Qualifier	Unit	D	%Rec	%Rec. Limits
Nitrate Nitrite as N	1.00	0.951		mg/L		95	90 - 110

Lab Sample ID: LCSD 580-300076/15
Matrix: Water
Analysis Batch: 300076

Client Sample ID: Lab Control Sample Dup
Prep Type: Total/NA

Analyte	Spike Added	LCSD Result	LCSD Qualifier	Unit	D	%Rec	%Rec. Limits	RPD	RPD Limit
Nitrate Nitrite as N	1.00	0.932		mg/L		93	90 - 110	1	20

Lab Sample ID: LCSD 580-300076/39
Matrix: Water
Analysis Batch: 300076

Client Sample ID: Lab Control Sample Dup
Prep Type: Total/NA

Analyte	Spike Added	LCSD Result	LCSD Qualifier	Unit	D	%Rec	%Rec. Limits	RPD	RPD Limit
Nitrate Nitrite as N	1.00	0.956		mg/L		96	90 - 110	1	20

Lab Sample ID: 580-85738-1 MS
Matrix: Water
Analysis Batch: 300076

Client Sample ID: 0419-16
Prep Type: Total/NA

Analyte	Sample Result	Sample Qualifier	Spike Added	MS Result	MS Qualifier	Unit	D	%Rec	%Rec. Limits
Nitrate Nitrite as N	ND	F1	0.500	0.345	F1	mg/L		69	90 - 110

Lab Sample ID: 580-85738-1 MSD
Matrix: Water
Analysis Batch: 300076

Client Sample ID: 0419-16
Prep Type: Total/NA

Analyte	Sample Result	Sample Qualifier	Spike Added	MSD Result	MSD Qualifier	Unit	D	%Rec	%Rec. Limits	RPD	RPD Limit
Nitrate Nitrite as N	ND	F1	0.500	0.349	F1	mg/L		70	90 - 110	1	20

Lab Sample ID: 580-85738-5 MS
Matrix: Water
Analysis Batch: 300076

Client Sample ID: 0419-23
Prep Type: Total/NA

Analyte	Sample Result	Sample Qualifier	Spike Added	MS Result	MS Qualifier	Unit	D	%Rec	%Rec. Limits
Nitrate Nitrite as N	0.29	F1	0.500	0.730	F1	mg/L		87	90 - 110

Lab Sample ID: 580-85738-5 MSD
Matrix: Water
Analysis Batch: 300076

Client Sample ID: 0419-23
Prep Type: Total/NA

Analyte	Sample Result	Sample Qualifier	Spike Added	MSD Result	MSD Qualifier	Unit	D	%Rec	%Rec. Limits	RPD	RPD Limit
Nitrate Nitrite as N	0.29	F1	0.500	0.735	F1	mg/L		88	90 - 110	1	20

Eurofins TestAmerica, Seattle

QC Sample Results

Client: SCS Engineers
Project/Site: CSWF (Island Co)

Job ID: 580-85738-1

Method: 353.2 - Nitrogen, Nitrate-Nitrite

Lab Sample ID: 580-85738-1 DU
Matrix: Water
Analysis Batch: 300076

Client Sample ID: 0419-16
Prep Type: Total/NA

Analyte	Sample Result	Sample Qualifier	DU Result	DU Qualifier	Unit	D	RPD	RPD Limit
Nitrate Nitrite as N	ND	F1	ND		mg/L		NC	20

Method: SM 2320B - Alkalinity

Lab Sample ID: LCS 580-299653/2
Matrix: Water
Analysis Batch: 299653

Client Sample ID: Lab Control Sample
Prep Type: Total/NA

Analyte	Spike Added	LCS Result	LCS Qualifier	Unit	D	%Rec	%Rec. Limits
Alkalinity	100	103		mg/L		103	85 - 115

Lab Sample ID: 580-85738-1 DU
Matrix: Water
Analysis Batch: 299653

Client Sample ID: 0419-16
Prep Type: Total/NA

Analyte	Sample Result	Sample Qualifier	DU Result	DU Qualifier	Unit	D	RPD	RPD Limit
Alkalinity	270		281		mg/L		3	17
Bicarbonate Alkalinity as CaCO3	270		281		mg/L		3	20
Carbonate Alkalinity as CaCO3	ND		ND		mg/L		NC	20
Hydroxide Alkalinity as CaCO3	ND		ND		mg/L		NC	20

Method: SM 2540C - Solids, Total Dissolved (TDS)

Lab Sample ID: MB 580-299541/1
Matrix: Water
Analysis Batch: 299541

Client Sample ID: Method Blank
Prep Type: Total/NA

Analyte	MB Result	MB Qualifier	RL	RL	Unit	D	Prepared	Analyzed	Dil Fac
Total Dissolved Solids	ND		10		mg/L			04/29/19 07:58	1

Lab Sample ID: LCS 580-299541/2
Matrix: Water
Analysis Batch: 299541

Client Sample ID: Lab Control Sample
Prep Type: Total/NA

Analyte	Spike Added	LCS Result	LCS Qualifier	Unit	D	%Rec	%Rec. Limits
Total Dissolved Solids	1000	944		mg/L		94	80 - 120

Lab Sample ID: 580-85738-1 DU
Matrix: Water
Analysis Batch: 299541

Client Sample ID: 0419-16
Prep Type: Total/NA

Analyte	Sample Result	Sample Qualifier	DU Result	DU Qualifier	Unit	D	RPD	RPD Limit
Total Dissolved Solids	290		278		mg/L		3	20

Lab Sample ID: MB 580-299656/1
Matrix: Water
Analysis Batch: 299656

Client Sample ID: Method Blank
Prep Type: Total/NA

Analyte	MB Result	MB Qualifier	RL	RL	Unit	D	Prepared	Analyzed	Dil Fac
Total Dissolved Solids	ND		10		mg/L			04/30/19 11:10	1

Eurofins TestAmerica, Seattle

QC Sample Results

Client: SCS Engineers
Project/Site: CSWF (Island Co)

Job ID: 580-85738-1

Method: SM 2540C - Solids, Total Dissolved (TDS) (Continued)

Lab Sample ID: LCS 580-299656/2
Matrix: Water
Analysis Batch: 299656

Client Sample ID: Lab Control Sample
Prep Type: Total/NA

Analyte	Spike Added	LCS Result	LCS Qualifier	Unit	D	%Rec	%Rec. Limits
Total Dissolved Solids	1000	928		mg/L		93	80 - 120

Lab Sample ID: 580-85738-2 DU
Matrix: Water
Analysis Batch: 299656

Client Sample ID: 0419-18
Prep Type: Total/NA

Analyte	Sample Result	Sample Qualifier	DU Result	DU Qualifier	Unit	D	RPD	RPD Limit
Total Dissolved Solids	490		466		mg/L		5	20

Method: SM 5220D - COD

Lab Sample ID: MB 580-300219/3-A
Matrix: Water
Analysis Batch: 300221

Client Sample ID: Method Blank
Prep Type: Total/NA
Prep Batch: 300219

Analyte	MB Result	MB Qualifier	RL	RL	Unit	D	Prepared	Analyzed	Dil Fac
Chemical Oxygen Demand	ND		10		mg/L		05/08/19 14:47	05/08/19 14:47	1

Lab Sample ID: LCS 580-300219/4-A
Matrix: Water
Analysis Batch: 300221

Client Sample ID: Lab Control Sample
Prep Type: Total/NA
Prep Batch: 300219

Analyte	Spike Added	LCS Result	LCS Qualifier	Unit	D	%Rec	%Rec. Limits
Chemical Oxygen Demand	75.0	78.6		mg/L		105	80 - 120

Lab Sample ID: LCSD 580-300219/5-A
Matrix: Water
Analysis Batch: 300221

Client Sample ID: Lab Control Sample Dup
Prep Type: Total/NA
Prep Batch: 300219

Analyte	Spike Added	LCSD Result	LCSD Qualifier	Unit	D	%Rec	%Rec. Limits	RPD	RPD Limit
Chemical Oxygen Demand	75.0	75.7		mg/L		101	80 - 120	4	20

Method: SM 5310C - TOC

Lab Sample ID: MB 490-591151/1
Matrix: Water
Analysis Batch: 591151

Client Sample ID: Method Blank
Prep Type: Total/NA

Analyte	MB Result	MB Qualifier	RL	MDL	Unit	D	Prepared	Analyzed	Dil Fac
Total Organic Carbon	ND		1.0		mg/L			04/27/19 08:03	1

Lab Sample ID: LCS 490-591151/5
Matrix: Water
Analysis Batch: 591151

Client Sample ID: Lab Control Sample
Prep Type: Total/NA

Analyte	Spike Added	LCS Result	LCS Qualifier	Unit	D	%Rec	%Rec. Limits
Total Organic Carbon	10.0	9.52		mg/L		95	90 - 110
TOC Result 1	10.0	9.54		mg/L		95	90 - 110
TOC Result 2	10.0	9.50		mg/L		95	90 - 110

QC Sample Results

Client: SCS Engineers
Project/Site: CSWF (Island Co)

Job ID: 580-85738-1

Method: SM 5310C - TOC (Continued)

Lab Sample ID: MB 490-591795/1
Matrix: Water
Analysis Batch: 591795

Client Sample ID: Method Blank
Prep Type: Total/NA

Analyte	MB Result	MB Qualifier	RL	MDL	Unit	D	Prepared	Analyzed	Dil Fac
Total Organic Carbon	ND		1.0		mg/L			04/30/19 11:00	1

Lab Sample ID: LCS 490-591795/5
Matrix: Water
Analysis Batch: 591795

Client Sample ID: Lab Control Sample
Prep Type: Total/NA

Analyte	Spike Added	LCS Result	LCS Qualifier	Unit	D	%Rec	%Rec. Limits
Total Organic Carbon	10.0	9.59		mg/L		96	90 - 110
TOC Result 1	10.0	9.57		mg/L		96	90 - 110
TOC Result 2	10.0	9.60		mg/L		96	90 - 110

Lab Sample ID: MB 490-592086/1
Matrix: Water
Analysis Batch: 592086

Client Sample ID: Method Blank
Prep Type: Total/NA

Analyte	MB Result	MB Qualifier	RL	MDL	Unit	D	Prepared	Analyzed	Dil Fac
Total Organic Carbon	ND		1.0		mg/L			05/01/19 10:30	1

Lab Sample ID: LCS 490-592086/5
Matrix: Water
Analysis Batch: 592086

Client Sample ID: Lab Control Sample
Prep Type: Total/NA

Analyte	Spike Added	LCS Result	LCS Qualifier	Unit	D	%Rec	%Rec. Limits
Total Organic Carbon	10.0	9.82		mg/L		98	90 - 110
TOC Result 1	10.0	9.67		mg/L		97	90 - 110
TOC Result 2	10.0	9.96		mg/L		100	90 - 110

Lab Sample ID: 580-85738-9 MS
Matrix: Water
Analysis Batch: 592086

Client Sample ID: 0419-27
Prep Type: Total/NA

Analyte	Sample Result	Sample Qualifier	Spike Added	MS Result	MS Qualifier	Unit	D	%Rec	%Rec. Limits
Total Organic Carbon	1.2		20.0	20.2		mg/L		95	75 - 122
TOC Result 1	1.1		20.0	19.9		mg/L		94	75 - 122
TOC Result 2	1.2		20.0	20.4		mg/L		96	75 - 122

Lab Sample ID: 580-85738-9 MSD
Matrix: Water
Analysis Batch: 592086

Client Sample ID: 0419-27
Prep Type: Total/NA

Analyte	Sample Result	Sample Qualifier	Spike Added	MSD Result	MSD Qualifier	Unit	D	%Rec	%Rec. Limits	RPD	RPD Limit
Total Organic Carbon	1.2		20.0	19.8		mg/L		93	75 - 122	2	20
TOC Result 1	1.1		20.0	19.4		mg/L		91	75 - 122	3	20
TOC Result 2	1.2		20.0	20.2		mg/L		95	75 - 122	1	20

Lab Chronicle

Client: SCS Engineers
Project/Site: CSWF (Island Co)

Job ID: 580-85738-1

Client Sample ID: 0419-16

Lab Sample ID: 580-85738-1

Date Collected: 04/22/19 18:50

Matrix: Water

Date Received: 04/24/19 12:45

Prep Type	Batch Type	Batch Method	Run	Dilution Factor	Batch Number	Prepared or Analyzed	Analyst	Lab
Total/NA	Analysis	8260C		1	299439	04/26/19 13:25	CJ	TAL SEA
Dissolved	Prep	3005A			300160	05/07/19 20:55	T1H	TAL SEA
Dissolved	Analysis	6010C		1	300282	05/08/19 16:47	SPP	TAL SEA
Total Recoverable	Prep	3005A			300062	05/06/19 15:26	T1H	TAL SEA
Total Recoverable	Analysis	6020A		1	300162	05/07/19 11:16	FCW	TAL SEA
Total/NA	Analysis	300.0		1	299753	04/30/19 18:12	EMM	TAL SEA
Total/NA	Prep	Distill/Ammonia			299440	04/26/19 10:57	EMM	TAL SEA
Total/NA	Analysis	350.1		1	299490	04/26/19 14:17	EMM	TAL SEA
Total/NA	Analysis	353.2		1	300076	05/06/19 19:17	JKM	TAL SEA
Total/NA	Analysis	SM 2320B		1	299653	04/30/19 11:04	EMM	TAL SEA
Total/NA	Analysis	SM 2540C		1	299541	04/29/19 07:58	R1K	TAL SEA
Total/NA	Prep	SM 5220			300219	05/08/19 14:47	R1K	TAL SEA
Total/NA	Analysis	SM 5220D		1	300221	05/08/19 14:47	R1K	TAL SEA
Total/NA	Analysis	SM 5310C		1	591151	04/27/19 08:03	VRP	TAL NSH

Client Sample ID: 0419-18

Lab Sample ID: 580-85738-2

Date Collected: 04/23/19 09:00

Matrix: Water

Date Received: 04/24/19 12:45

Prep Type	Batch Type	Batch Method	Run	Dilution Factor	Batch Number	Prepared or Analyzed	Analyst	Lab
Total/NA	Analysis	8260C		1	299439	04/26/19 13:51	CJ	TAL SEA
Dissolved	Prep	3005A			300160	05/07/19 20:55	T1H	TAL SEA
Dissolved	Analysis	6010C		1	300282	05/08/19 16:50	SPP	TAL SEA
Total Recoverable	Prep	3005A			300062	05/06/19 15:26	T1H	TAL SEA
Total Recoverable	Analysis	6020A		1	300162	05/07/19 11:55	FCW	TAL SEA
Total/NA	Analysis	300.0		1	299753	04/30/19 18:24	EMM	TAL SEA
Total/NA	Prep	Distill/Ammonia			299440	04/26/19 10:57	EMM	TAL SEA
Total/NA	Analysis	350.1		1	299490	04/26/19 14:17	EMM	TAL SEA
Total/NA	Analysis	353.2		1	300076	05/06/19 19:22	JKM	TAL SEA
Total/NA	Analysis	SM 2320B		1	299653	04/30/19 11:04	EMM	TAL SEA
Total/NA	Analysis	SM 2540C		1	299656	04/30/19 11:10	R1K	TAL SEA
Total/NA	Prep	SM 5220			300219	05/08/19 14:47	R1K	TAL SEA
Total/NA	Analysis	SM 5220D		1	300221	05/08/19 14:47	R1K	TAL SEA
Total/NA	Analysis	SM 5310C		1	591795	04/30/19 11:00	MPH	TAL NSH

Client Sample ID: 0419-20

Lab Sample ID: 580-85738-3

Date Collected: 04/23/19 09:50

Matrix: Water

Date Received: 04/24/19 12:45

Prep Type	Batch Type	Batch Method	Run	Dilution Factor	Batch Number	Prepared or Analyzed	Analyst	Lab
Total/NA	Analysis	8260C		1	299439	04/26/19 14:18	CJ	TAL SEA
Dissolved	Prep	3005A			300160	05/07/19 20:55	T1H	TAL SEA
Dissolved	Analysis	6010C		1	300282	05/08/19 16:53	SPP	TAL SEA

Eurofins TestAmerica, Seattle

Lab Chronicle

Client: SCS Engineers
Project/Site: CSWF (Island Co)

Job ID: 580-85738-1

Client Sample ID: 0419-20

Lab Sample ID: 580-85738-3

Date Collected: 04/23/19 09:50

Matrix: Water

Date Received: 04/24/19 12:45

Prep Type	Batch Type	Batch Method	Run	Dilution Factor	Batch Number	Prepared or Analyzed	Analyst	Lab
Total Recoverable	Prep	3005A			300062	05/06/19 15:26	T1H	TAL SEA
Total Recoverable	Analysis	6020A		1	300162	05/07/19 11:59	FCW	TAL SEA
Total/NA	Analysis	300.0		1	299753	04/30/19 18:47	EMM	TAL SEA
Total/NA	Prep	Distill/Ammonia			299440	04/26/19 10:57	EMM	TAL SEA
Total/NA	Analysis	350.1		1	299490	04/26/19 14:17	EMM	TAL SEA
Total/NA	Analysis	353.2		1	300076	05/06/19 19:23	JKM	TAL SEA
Total/NA	Analysis	SM 2320B		1	299653	04/30/19 11:04	EMM	TAL SEA
Total/NA	Analysis	SM 2540C		1	299656	04/30/19 11:10	R1K	TAL SEA
Total/NA	Prep	SM 5220			300219	05/08/19 14:47	R1K	TAL SEA
Total/NA	Analysis	SM 5220D		1	300221	05/08/19 14:47	R1K	TAL SEA
Total/NA	Analysis	SM 5310C		1	591795	04/30/19 11:00	MPH	TAL NSH

Client Sample ID: 0419-22

Lab Sample ID: 580-85738-4

Date Collected: 04/23/19 10:00

Matrix: Water

Date Received: 04/24/19 12:45

Prep Type	Batch Type	Batch Method	Run	Dilution Factor	Batch Number	Prepared or Analyzed	Analyst	Lab
Total/NA	Analysis	8260C		1	299439	04/26/19 14:45	CJ	TAL SEA
Dissolved	Prep	3005A			300160	05/07/19 20:55	T1H	TAL SEA
Dissolved	Analysis	6010C		1	300282	05/08/19 16:57	SPP	TAL SEA
Total Recoverable	Prep	3005A			300062	05/06/19 15:26	T1H	TAL SEA
Total Recoverable	Analysis	6020A		1	300162	05/07/19 12:03	FCW	TAL SEA
Total/NA	Analysis	300.0		1	299753	04/30/19 19:10	EMM	TAL SEA
Total/NA	Prep	Distill/Ammonia			299440	04/26/19 10:57	EMM	TAL SEA
Total/NA	Analysis	350.1		1	299490	04/26/19 14:17	EMM	TAL SEA
Total/NA	Analysis	353.2		1	300076	05/06/19 19:24	JKM	TAL SEA
Total/NA	Analysis	SM 2320B		1	299653	04/30/19 11:04	EMM	TAL SEA
Total/NA	Analysis	SM 2540C		1	299656	04/30/19 11:10	R1K	TAL SEA
Total/NA	Prep	SM 5220			300219	05/08/19 14:47	R1K	TAL SEA
Total/NA	Analysis	SM 5220D		1	300221	05/08/19 14:47	R1K	TAL SEA
Total/NA	Analysis	SM 5310C		1	591795	04/30/19 11:00	MPH	TAL NSH

Client Sample ID: 0419-23

Lab Sample ID: 580-85738-5

Date Collected: 04/23/19 10:55

Matrix: Water

Date Received: 04/24/19 12:45

Prep Type	Batch Type	Batch Method	Run	Dilution Factor	Batch Number	Prepared or Analyzed	Analyst	Lab
Total/NA	Analysis	8260C		1	299439	04/26/19 15:12	CJ	TAL SEA
Dissolved	Prep	3005A			300160	05/07/19 20:55	T1H	TAL SEA
Dissolved	Analysis	6010C		1	300282	05/08/19 17:00	SPP	TAL SEA
Total Recoverable	Prep	3005A			300062	05/06/19 15:26	T1H	TAL SEA
Total Recoverable	Analysis	6020A		1	300162	05/07/19 12:08	FCW	TAL SEA
Total/NA	Analysis	300.0		1	299753	04/30/19 19:34	EMM	TAL SEA

Lab Chronicle

Client: SCS Engineers
Project/Site: CSWF (Island Co)

Job ID: 580-85738-1

Client Sample ID: 0419-23

Date Collected: 04/23/19 10:55

Date Received: 04/24/19 12:45

Lab Sample ID: 580-85738-5

Matrix: Water

Prep Type	Batch Type	Batch Method	Run	Dilution Factor	Batch Number	Prepared or Analyzed	Analyst	Lab
Total/NA	Prep	Distill/Ammonia			299440	04/26/19 10:57	EMM	TAL SEA
Total/NA	Analysis	350.1		1	299490	04/26/19 14:17	EMM	TAL SEA
Total/NA	Analysis	353.2		1	300076	05/06/19 19:28	JKM	TAL SEA
Total/NA	Analysis	SM 2320B		1	299653	04/30/19 11:04	EMM	TAL SEA
Total/NA	Analysis	SM 2540C		1	299656	04/30/19 11:10	R1K	TAL SEA
Total/NA	Prep	SM 5220			300219	05/08/19 14:47	R1K	TAL SEA
Total/NA	Analysis	SM 5220D		1	300221	05/08/19 14:47	R1K	TAL SEA
Total/NA	Analysis	SM 5310C		1	591795	04/30/19 11:00	MPH	TAL NSH

Client Sample ID: 0419-24

Date Collected: 04/23/19 11:45

Date Received: 04/24/19 12:45

Lab Sample ID: 580-85738-6

Matrix: Water

Prep Type	Batch Type	Batch Method	Run	Dilution Factor	Batch Number	Prepared or Analyzed	Analyst	Lab
Total/NA	Analysis	8260C		1	299439	04/26/19 15:39	CJ	TAL SEA
Dissolved	Filtration	FILTRATION			299463	04/26/19 12:44	T1H	TAL SEA
Dissolved	Prep	3005A			299730	04/30/19 16:52	T1H	TAL SEA
Dissolved	Analysis	6010C		1	299860	05/02/19 10:00	HJM	TAL SEA
Total Recoverable	Prep	3005A			300062	05/06/19 15:26	T1H	TAL SEA
Total Recoverable	Analysis	6020A		1	300162	05/07/19 12:12	FCW	TAL SEA
Total/NA	Analysis	300.0		1	299753	04/30/19 20:21	EMM	TAL SEA
Total/NA	Prep	Distill/Ammonia			299440	04/26/19 10:57	EMM	TAL SEA
Total/NA	Analysis	350.1		1	299490	04/26/19 14:17	EMM	TAL SEA
Total/NA	Analysis	353.2		1	300076	05/06/19 19:31	JKM	TAL SEA
Total/NA	Analysis	SM 2320B		1	299653	04/30/19 11:04	EMM	TAL SEA
Total/NA	Analysis	SM 2540C		1	299656	04/30/19 11:10	R1K	TAL SEA
Total/NA	Prep	SM 5220			300219	05/08/19 14:47	R1K	TAL SEA
Total/NA	Analysis	SM 5220D		1	300221	05/08/19 14:47	R1K	TAL SEA
Total/NA	Analysis	SM 5310C		1	591795	04/30/19 11:00	MPH	TAL NSH

Client Sample ID: 0419-25

Date Collected: 04/23/19 13:05

Date Received: 04/24/19 12:45

Lab Sample ID: 580-85738-7

Matrix: Water

Prep Type	Batch Type	Batch Method	Run	Dilution Factor	Batch Number	Prepared or Analyzed	Analyst	Lab
Total/NA	Analysis	8260C		1	299439	04/26/19 16:06	CJ	TAL SEA
Dissolved	Prep	3005A			300160	05/07/19 20:55	T1H	TAL SEA
Dissolved	Analysis	6010C		1	300282	05/08/19 17:03	SPP	TAL SEA
Total Recoverable	Prep	3005A			300062	05/06/19 15:26	T1H	TAL SEA
Total Recoverable	Analysis	6020A		1	300162	05/07/19 12:16	FCW	TAL SEA
Total/NA	Analysis	300.0		1	299753	04/30/19 20:32	EMM	TAL SEA
Total/NA	Prep	Distill/Ammonia			299440	04/26/19 10:57	EMM	TAL SEA
Total/NA	Analysis	350.1		1	299490	04/26/19 14:17	EMM	TAL SEA
Total/NA	Analysis	353.2		1	300076	05/06/19 19:32	JKM	TAL SEA

Eurofins TestAmerica, Seattle

Lab Chronicle

Client: SCS Engineers
Project/Site: CSWF (Island Co)

Job ID: 580-85738-1

Client Sample ID: 0419-25

Lab Sample ID: 580-85738-7

Date Collected: 04/23/19 13:05

Matrix: Water

Date Received: 04/24/19 12:45

Prep Type	Batch Type	Batch Method	Run	Dilution Factor	Batch Number	Prepared or Analyzed	Analyst	Lab
Total/NA	Analysis	SM 2320B		1	299653	04/30/19 11:04	EMM	TAL SEA
Total/NA	Analysis	SM 2540C		1	299656	04/30/19 11:10	R1K	TAL SEA
Total/NA	Prep	SM 5220			300219	05/08/19 14:47	R1K	TAL SEA
Total/NA	Analysis	SM 5220D		1	300221	05/08/19 14:47	R1K	TAL SEA
Total/NA	Analysis	SM 5310C		1	592086	05/01/19 10:30	MPH	TAL NSH

Client Sample ID: 0419-26

Lab Sample ID: 580-85738-8

Date Collected: 04/23/19 14:40

Matrix: Water

Date Received: 04/24/19 12:45

Prep Type	Batch Type	Batch Method	Run	Dilution Factor	Batch Number	Prepared or Analyzed	Analyst	Lab
Total/NA	Analysis	8260C		1	299439	04/26/19 16:33	CJ	TAL SEA
Dissolved	Prep	3005A			300160	05/07/19 20:55	T1H	TAL SEA
Dissolved	Analysis	6010C		1	300282	05/08/19 17:06	SPP	TAL SEA
Total Recoverable	Prep	3005A			300062	05/06/19 15:26	T1H	TAL SEA
Total Recoverable	Analysis	6020A		1	300162	05/07/19 12:21	FCW	TAL SEA
Total/NA	Analysis	300.0		1	299753	04/30/19 20:56	EMM	TAL SEA
Total/NA	Prep	Distill/Ammonia			299440	04/26/19 10:57	EMM	TAL SEA
Total/NA	Analysis	350.1		1	299490	04/26/19 14:17	EMM	TAL SEA
Total/NA	Analysis	353.2		1	300076	05/06/19 19:34	JKM	TAL SEA
Total/NA	Analysis	SM 2320B		1	299653	04/30/19 11:04	EMM	TAL SEA
Total/NA	Analysis	SM 2540C		1	299656	04/30/19 11:10	R1K	TAL SEA
Total/NA	Prep	SM 5220			300219	05/08/19 14:47	R1K	TAL SEA
Total/NA	Analysis	SM 5220D		1	300221	05/08/19 14:47	R1K	TAL SEA
Total/NA	Analysis	SM 5310C		1	592086	05/01/19 10:30	MPH	TAL NSH

Client Sample ID: 0419-27

Lab Sample ID: 580-85738-9

Date Collected: 04/23/19 16:10

Matrix: Water

Date Received: 04/24/19 12:45

Prep Type	Batch Type	Batch Method	Run	Dilution Factor	Batch Number	Prepared or Analyzed	Analyst	Lab
Total/NA	Analysis	8260C		1	299439	04/26/19 17:00	CJ	TAL SEA
Dissolved	Prep	3005A			300160	05/07/19 20:55	T1H	TAL SEA
Dissolved	Analysis	6010C		1	300282	05/08/19 17:10	SPP	TAL SEA
Total Recoverable	Prep	3005A			300062	05/06/19 15:26	T1H	TAL SEA
Total Recoverable	Analysis	6020A		1	300162	05/07/19 12:25	FCW	TAL SEA
Total/NA	Analysis	300.0		1	299753	04/30/19 21:19	EMM	TAL SEA
Total/NA	Prep	Distill/Ammonia			299440	04/26/19 10:57	EMM	TAL SEA
Total/NA	Analysis	350.1		1	299490	04/26/19 14:17	EMM	TAL SEA
Total/NA	Analysis	353.2		1	300076	05/06/19 19:35	JKM	TAL SEA
Total/NA	Analysis	SM 2320B		1	299653	04/30/19 11:04	EMM	TAL SEA
Total/NA	Analysis	SM 2540C		1	299656	04/30/19 11:10	R1K	TAL SEA

Lab Chronicle

Client: SCS Engineers
Project/Site: CSWF (Island Co)

Job ID: 580-85738-1

Client Sample ID: 0419-27

Lab Sample ID: 580-85738-9

Date Collected: 04/23/19 16:10

Matrix: Water

Date Received: 04/24/19 12:45

Prep Type	Batch Type	Batch Method	Run	Dilution Factor	Batch Number	Prepared or Analyzed	Analyst	Lab
Total/NA	Prep	SM 5220			300219	05/08/19 14:47	R1K	TAL SEA
Total/NA	Analysis	SM 5220D		1	300221	05/08/19 14:47	R1K	TAL SEA
Total/NA	Analysis	SM 5310C		1	592086	05/01/19 10:30	MPH	TAL NSH

Client Sample ID: 0419-28

Lab Sample ID: 580-85738-10

Date Collected: 04/23/19 17:15

Matrix: Water

Date Received: 04/24/19 12:45

Prep Type	Batch Type	Batch Method	Run	Dilution Factor	Batch Number	Prepared or Analyzed	Analyst	Lab
Total/NA	Analysis	8260C		1	299439	04/26/19 17:27	CJ	TAL SEA
Dissolved	Prep	3005A			300160	05/07/19 20:55	T1H	TAL SEA
Dissolved	Analysis	6010C		1	300282	05/08/19 17:13	SPP	TAL SEA
Total Recoverable	Prep	3005A			300062	05/06/19 15:26	T1H	TAL SEA
Total Recoverable	Analysis	6020A		1	300162	05/07/19 12:29	FCW	TAL SEA
Total/NA	Analysis	300.0		1	299753	04/30/19 21:31	EMM	TAL SEA
Total/NA	Prep	Distill/Ammonia			299440	04/26/19 10:57	EMM	TAL SEA
Total/NA	Analysis	350.1		1	299490	04/26/19 14:17	EMM	TAL SEA
Total/NA	Analysis	353.2		1	300076	05/06/19 19:36	JKM	TAL SEA
Total/NA	Analysis	SM 2320B		1	299653	04/30/19 11:04	EMM	TAL SEA
Total/NA	Analysis	SM 2540C		1	299656	04/30/19 11:10	R1K	TAL SEA
Total/NA	Prep	SM 5220			300219	05/08/19 14:47	R1K	TAL SEA
Total/NA	Analysis	SM 5220D		1	300221	05/08/19 14:47	R1K	TAL SEA
Total/NA	Analysis	SM 5310C		1	592086	05/01/19 10:30	MPH	TAL NSH

Client Sample ID: 0419-29

Lab Sample ID: 580-85738-11

Date Collected: 04/23/19 18:28

Matrix: Water

Date Received: 04/24/19 12:45

Prep Type	Batch Type	Batch Method	Run	Dilution Factor	Batch Number	Prepared or Analyzed	Analyst	Lab
Total/NA	Analysis	8260C		1	299439	04/26/19 17:54	CJ	TAL SEA
Dissolved	Prep	3005A			300160	05/07/19 20:55	T1H	TAL SEA
Dissolved	Analysis	6010C		1	300282	05/08/19 17:26	SPP	TAL SEA
Total Recoverable	Prep	3005A			300062	05/06/19 15:26	T1H	TAL SEA
Total Recoverable	Analysis	6020A		1	300162	05/07/19 11:12	FCW	TAL SEA
Total/NA	Analysis	300.0		1	299753	04/30/19 21:42	EMM	TAL SEA
Total/NA	Prep	Distill/Ammonia			299440	04/26/19 10:57	EMM	TAL SEA
Total/NA	Analysis	350.1		1	299490	04/26/19 14:17	EMM	TAL SEA
Total/NA	Analysis	353.2		5	300076	05/06/19 20:35	JKM	TAL SEA
Total/NA	Analysis	SM 2320B		1	299653	04/30/19 11:04	EMM	TAL SEA
Total/NA	Analysis	SM 2540C		1	299656	04/30/19 11:10	R1K	TAL SEA
Total/NA	Prep	SM 5220			300219	05/08/19 14:47	R1K	TAL SEA
Total/NA	Analysis	SM 5220D		1	300221	05/08/19 14:47	R1K	TAL SEA
Total/NA	Analysis	SM 5310C		1	592086	05/01/19 10:30	MPH	TAL NSH

Lab Chronicle

Client: SCS Engineers
Project/Site: CSWF (Island Co)

Job ID: 580-85738-1

Client Sample ID: Trip Blank

Lab Sample ID: 580-85738-12

Date Collected: 04/23/19 00:00

Matrix: Water

Date Received: 04/24/19 12:45

Prep Type	Batch Type	Batch Method	Run	Dilution Factor	Batch Number	Prepared or Analyzed	Analyst	Lab
Total/NA	Analysis	8260C		1	299439	04/26/19 12:58	CJ	TAL SEA

Laboratory References:

TAL NSH = Eurofins TestAmerica, Nashville, 2960 Foster Creighton Drive, Nashville, TN 37204, TEL (615)726-0177

TAL SEA = Eurofins TestAmerica, Seattle, 5755 8th Street East, Tacoma, WA 98424, TEL (253)922-2310



Accreditation/Certification Summary

Client: SCS Engineers
 Project/Site: CSWF (Island Co)

Job ID: 580-85738-1

Laboratory: Eurofins TestAmerica, Seattle

Unless otherwise noted, all analytes for this laboratory were covered under each accreditation/certification below.

Authority	Program	EPA Region	Identification Number	Expiration Date
Washington	State Program	10	C553	02-17-20

The following analytes are included in this report, but the laboratory is not certified by the governing authority. This list may include analytes for which the agency does not offer certification.

Analysis Method	Prep Method	Matrix	Analyte
6010C	3005A	Water	Calcium
6010C	3005A	Water	Iron
6010C	3005A	Water	Magnesium
6010C	3005A	Water	Manganese
6010C	3005A	Water	Potassium
6010C	3005A	Water	Sodium
6020A	3005A	Water	Antimony
6020A	3005A	Water	Arsenic
6020A	3005A	Water	Barium
6020A	3005A	Water	Beryllium
6020A	3005A	Water	Cadmium
6020A	3005A	Water	Chromium
6020A	3005A	Water	Cobalt
6020A	3005A	Water	Copper
6020A	3005A	Water	Lead
6020A	3005A	Water	Nickel
6020A	3005A	Water	Selenium
6020A	3005A	Water	Silver
6020A	3005A	Water	Thallium
6020A	3005A	Water	Vanadium
6020A	3005A	Water	Zinc
SM 2320B		Water	Hydroxide Alkalinity as CaCO3

Accreditation/Certification Summary

Client: SCS Engineers
Project/Site: CSWF (Island Co)

Job ID: 580-85738-1

Laboratory: Eurofins TestAmerica, Nashville

All accreditations/certifications held by this laboratory are listed. Not all accreditations/certifications are applicable to this report.

Authority	Program	EPA Region	Identification Number	Expiration Date
A2LA	ISO/IEC 17025		0453.07	12-31-19
Alaska (UST)	State Program	10	UST-087	06-30-19
Arizona	State Program	9	AZ0473	05-05-20
Arkansas DEQ	State Program	6	88-0737	04-25-20
California	State Program	9	2938	06-30-19
Connecticut	State Program	1	PH-0220	12-31-19
Florida	NELAP	4	E87358	06-30-19
Georgia	State Program	4	NA: NELAP & A2LA	12-31-19
Illinois	NELAP	5	200010	12-09-19
Iowa	State Program	7	131	04-01-20
Kansas	NELAP	7	E-10229	10-31-19
Kentucky (UST)	State Program	4	19	06-30-19
Kentucky (WW)	State Program	4	90038	12-31-19
Louisiana	NELAP	6	30613	06-30-19
Maine	State Program	1	TN00032	11-03-19
Maryland	State Program	3	316	03-31-20
Massachusetts	State Program	1	M-TN032	06-30-19
Minnesota	NELAP	5	047-999-345	12-31-19
Mississippi	State Program	4	N/A	06-30-19
Nevada	State Program	9	TN00032	07-31-19
New Hampshire	NELAP	1	2963	10-09-19
New Jersey	NELAP	2	TN965	06-30-19
New York	NELAP	2	11342	03-31-20
North Carolina (WW/SW)	State Program	4	387	12-31-19
North Dakota	State Program	8	R-146	06-30-19
Oklahoma	State Program	6	9412	08-31-19
Oregon	NELAP	10	TN200001	04-26-19 *
Pennsylvania	NELAP	3	68-00585	07-31-19
Rhode Island	State Program	1	LAO00268	12-30-19
South Carolina	State Program	4	84009 (001)	02-28-19 *
Tennessee	State Program	4	2008	02-23-20
Texas	NELAP	6	T104704077	08-31-19
USDA	Federal		P330-13-00306	04-10-20
Utah	NELAP	8	TN00032	07-31-19
Virginia	NELAP	3	460152	06-14-19
Washington	State Program	10	C789	07-19-19
West Virginia DEP	State Program	3	219	02-28-19 *
Wisconsin	State Program	5	998020430	08-31-19
Wyoming (UST)	A2LA	8	453.07	12-31-19

* Accreditation/Certification renewal pending - accreditation/certification considered valid.

Eurofins TestAmerica, Seattle

Sample Summary

Client: SCS Engineers
Project/Site: CSWF (Island Co)

Job ID: 580-85738-1

Lab Sample ID	Client Sample ID	Matrix	Collected	Received
580-85738-1	0419-16	Water	04/22/19 18:50	04/24/19 12:45
580-85738-2	0419-18	Water	04/23/19 09:00	04/24/19 12:45
580-85738-3	0419-20	Water	04/23/19 09:50	04/24/19 12:45
580-85738-4	0419-22	Water	04/23/19 10:00	04/24/19 12:45
580-85738-5	0419-23	Water	04/23/19 10:55	04/24/19 12:45
580-85738-6	0419-24	Water	04/23/19 11:45	04/24/19 12:45
580-85738-7	0419-25	Water	04/23/19 13:05	04/24/19 12:45
580-85738-8	0419-26	Water	04/23/19 14:40	04/24/19 12:45
580-85738-9	0419-27	Water	04/23/19 16:10	04/24/19 12:45
580-85738-10	0419-28	Water	04/23/19 17:15	04/24/19 12:45
580-85738-11	0419-29	Water	04/23/19 18:28	04/24/19 12:45
580-85738-12	Trip Blank	Water	04/23/19 00:00	04/24/19 12:45

Client: SCS Engineers Client Contact: Dan Vanchiarutti Date: 4/23/19 Chain of Custody Number: 35945
Address: 2405 140th Ave NE #107 Telephone Number (Area Code)/Fax Number: 425-289-5455 Lab Number: _____ Page 1 of 1


City: Bellave State: WA Zip Code: 98005 Sampler: Sam b. Lab Contact: Kayce Zolnai
Project Name and Location (State): CSWF (Island Co.) Billing Contact: Dan V. Analysis (Attach list if more space is needed):
Contract/Purchase Order/Quote No. _____

Sample I.D. and Location/Description (Containers for each sample may be combined on one line)	Date	Time	Matrix					Containers & Preservatives										Analysis (Attach list if more space is needed)	Loc: 580 85738 s/ipt										
			Air	Aqueous	Sed.	Soil	Other	Unpres.	H2SO4	HNO3	HCl	NaOH	ZnAc/NaOH	TOC	COD	Cl, F, SO4	Nitrate/Nitrite			Alk, Carb, Bicarb	Total Metals	Diss Metals	Ammonia	VOLs	TDS				
0419-16	4/22/19	1850	X					2	3	2	3					X	X	X	X	X	X	X	X	X	X	X	X	* Lab Filter	
0419-18	4/23/19	900																										Ca, Fe, Mg, Mn, K, Na bottle	
0419-20		950																											
0419-22		1000																											
0419-23		1055																											
0419-24*		1145																											
0419-25		1305																											
0419-26		1440																											
0419-27		1610																											
0419-28		1715																											
0419-29		1828																											
Trip blank		-																											

Cooler: Yes No Cooler Temp: _____ Possible Hazard Identification: Non-Hazard Flammable Skin Irritant Poison B Unknown Sample Disposal: Disposal By Lab Return To Client Archive For _____ Months (A fee may be assessed if samples are retained longer than 1 month)

Turn Around Time Required (business days): 24 Hours 48 Hours 5 Days 10 Days 15 Days Other Standard QC Requirements (Specify): _____

1. Relinquished By Sign/Print: Sam Oraber Date: 4/24/19 Time: 1245 1. Received By Sign/Print: Francisco Luna, Jr. Date: 4/24/19 Time: 1245
2. Relinquished By Sign/Print: _____ Date: _____ Time: _____ 2. Received By Sign/Print: _____ Date: _____ Time: _____



Therm. ID: AZ Cor: 4.2 Unc: 4.6 Therm. ID: AZ Cor: 2.7 Unc: 3.1 Therm. ID: AZ Cor: 7.0 Unc: 7.9
Cooler Dsc: By Blue FedEx: _____ Cooler Dsc: By Blue FedEx: _____ Cooler Dsc: By Blue FedEx: _____
Packing: Bubble UPS: _____ Packing: Bubble UPS: _____ Packing: Bubble UPS: _____
Cust. Seal: Yes No Lab Cour: X Cust. Seal: Yes No Lab Cour: X Cust. Seal: Yes No Lab Cour: X
Blue Ice, Wet, Dry, None Other: Page 52 of 53 Blue Ice, Wet, Dry, None Other: _____ Blue Ice, Wet, Dry, None Other: 5/9/2019

Login Sample Receipt Checklist

Client: SCS Engineers

Job Number: 580-85738-1

Login Number: 85738

List Source: Eurofins TestAmerica, Seattle

List Number: 1

Creator: Hobbs, Kenneth F

Question	Answer	Comment
Radioactivity wasn't checked or is \leq background as measured by a survey meter.	N/A	
The cooler's custody seal, if present, is intact.	True	
Sample custody seals, if present, are intact.	True	
The cooler or samples do not appear to have been compromised or tampered with.	True	
Samples were received on ice.	True	
Cooler Temperature is acceptable.	False	
Cooler Temperature is recorded.	True	
COC is present.	True	
COC is filled out in ink and legible.	True	
COC is filled out with all pertinent information.	True	
Is the Field Sampler's name present on COC?	True	
There are no discrepancies between the containers received and the COC.	True	
Samples are received within Holding Time (excluding tests with immediate HTs)	True	
Sample containers have legible labels.	True	
Containers are not broken or leaking.	True	
Sample collection date/times are provided.	True	
Appropriate sample containers are used.	True	
Sample bottles are completely filled.	True	
Sample Preservation Verified.	True	
There is sufficient vol. for all requested analyses, incl. any requested MS/MSDs	True	
Containers requiring zero headspace have no headspace or bubble is <math><6\text{mm}</math> (1/4").	N/A	
Multiphasic samples are not present.	True	
Samples do not require splitting or compositing.	True	
Residual Chlorine Checked.	N/A	

THIRD QTR. 2019 DATA VALIDATION REPORT – ISLAND CO. CSWF

Project Details

Project No.	04207033.12	Site Name	Island County Coupeville SWF
Data Validator	Alexa Deep	Data Level	Level 2
Date	8/29/2019	DV Tier	Tier 1
QA Document	CSWF Groundwater Sampling, Analysis, and Quality Assurance Project Plan (Revised September 2007)		

Sample Login Summary

Sample Group	Sample Login Comments	Analytical Lab (Primary)
580-87941-1	No comments	Test America – Seattle, WA

Analytical Summary

Sample Group	Analyses					
	Metals	Ns, COD	VOCs	Ions/TDS	Alk	TOC
580-87941-1	X	X	X	X	X	X

Notes:

X = Analysis performed on at least one sample in sample group.

- = Analysis not performed on any sample in sample group.

Laboratory Quality Assurance Samples

Lab QA Samples	Results	Comments
Method Blank	Acceptable	No Comments.
LCS/LCSD	Acceptable	The LCS and LCSD recovered outside control limits for bromomethane, chloromethane, vinyl chloride, and vinyl acetate. The analytes were not detected in the associated samples.
Duplicates	Acceptable	No Comments.
MS/MSD	Acceptable	The continuing calibration verification (CCV) associated with sample from another client recovered above the upper control limit for bromomethane, chloroethane, chloromethane, methylene chloride, vinyl chloride, acrylonitrile, and vinyl acetate. The CCV associated with a sample from another client recovered above the upper control limit for carbon tetrachloride, vinyl chloride, chlorobromomethane, dichlorobromomethane, chloroethane, chloroform, dichlorodifluoromethane, chloromethane, 1,2-



Lab QA Samples	Results	Comments
		dichloroethane, trichlorofluoromethane, 1,2-dichloropropane, methyl tert-butyl ether, vinyl acetate, and 1,1-dichloroethane. Surrogate recovery was outside the upper control limit for the following samples 0719-09, 0719-11, and 0719-12. The response factors on a sample from another client were outside calibration range for 2-Butanone and 2-hexanone. Any detection for these analytes are considered estimated. Sample 0719-06 was diluted for method 8260C to bring target analytes within the calibration range.
General Chemistry	Acceptable	The CCB for a sample from another client contained TOC above the MDL.

Field Quality Assurance Samples

Field QA Samples	Sample Group	Analytes	Notes
Field Replicates		See below.	See detailed results below.
Trip Blank	580-87941-1	N/A	No Detections.

Lab Quality Flags

Lab Qualifiers	Description	Lab Group
F1	MS and/or MSD Recovery is outside acceptance limits.	580-87941-1
*	LCS or LCSD is outside acceptance limits	580-87941-1
X	Surrogate is outside control limits.	580-87941-1

Field Duplicate Evaluation

Analyte	Units	N2D (0719-09)	N2D DUP (0719-10)	RPD (%)
Alkalinity	mg/L	440	460	4.4
Arsenic	mg/L	0.0033	0.0032	3.1
Barium	mg/L	0.03	0.029	3.4
Bicarbonate	mg/L	440	460	4.4
Calcium	mg/L	120	110	8.7
Chloride	mg/L	66	66	0.0
Chromium	mg/L	0.00043	0.00043	0.0
Fluoride	mg/L	0.22	0.22	0.0
Iron	mg/L	0.36	0.3 U	18.2

Analyte	Units	N2D (0719-09)	N2D DUP (0719-10)	RPD (%)
Magnesium	mg/L	77	75	2.6
Manganese	mg/L	0.022	0.02	9.5
Nickel	mg/L	0.0049	0.0049	0.0
Nitrate/Nitrite, Total	mg/L	3.8	3.8	0.0
Potassium	mg/L	8.3	8.1	2.4
Sodium	mg/L	42	42	0.0
Sulfate	mg/L	68	68	0.0
Total Dissolved Solids	mg/L	690	670	2.9
Trichlorofluoromethane	ug/L	0.7	0.67	4.4

* RPD based on result as compared to the Reporting Limit (RL) for a non-detection in the compared sample

U = Result was not detected at or above a concentration greater than the RL. Value provided is the RL for the given sample.

Additional Data Flags

Flag	Description
U	Not detected above the method reporting limit.

Qualified Data and Usability

Lab qualifiers are noted. All data, as qualified, are acceptable for use.


ANALYTICAL REPORT

Eurofins TestAmerica, Seattle
5755 8th Street East
Tacoma, WA 98424
Tel: (253)922-2310

Laboratory Job ID: 580-87941-1
Client Project/Site: Coupeville Solid Waste Facility

For:
SCS Engineers
2405 140th Avenue NE
Suite 107
Bellevue, Washington 98005-1877

Attn: Mr. Dan Venchiarutti



Authorized for release by:
8/8/2019 5:04:25 PM
Kristine Allen, Manager of Project Management
(253)248-4970

kristine.allen@testamericainc.com

Designee for

Nathan Lewis, Project Manager I
(253)922-2310

nathan.lewis@testamericainc.com

LINKS

Review your project
results through
TotalAccess

Have a Question?



Visit us at:
www.testamericainc.com

This report has been electronically signed and authorized by the signatory. Electronic signature is intended to be the legally binding equivalent of a traditionally handwritten signature.

Results relate only to the items tested and the sample(s) as received by the laboratory.



Table of Contents

Cover Page	1
Table of Contents	2
Case Narrative	3
Definitions	5
Client Sample Results	6
QC Sample Results	42
Chronicle	55
Certification Summary	61
Sample Summary	62
Chain of Custody	63
Receipt Checklists	66

Case Narrative

Client: SCS Engineers
Project/Site: Coupeville Solid Waste Facility

Job ID: 580-87941-1

Job ID: 580-87941-1

Laboratory: Eurofins TestAmerica, Seattle

Narrative

Job Narrative 580-87941-1

Comments

No additional comments.

Receipt

The samples were received on 7/25/2019 12:55 PM; the samples arrived in good condition, properly preserved and, where required, on ice. The temperatures of the 4 coolers at receipt time were 0.5° C, 4.5° C, 6.3° C and 6.4° C.

GC/MS VOA

Method(s) 8260C: The continuing calibration verification (CCV) associated with batch 580-306774 recovered above the upper control limit for Bromomethane, Chloroethane, Chloromethane, Methylene Chloride, Vinyl chloride, Acrylonitrile and Vinyl acetate. The samples associated with this CCV were non-detects for the affected analytes; therefore, the data have been reported. The following samples are impacted: 0719-01 (580-87941-1), 0719-02 (580-87941-2), 0719-03 (580-87941-3), 0719-04 (580-87941-4), 0719-05 (580-87941-5), 0719-06 (580-87941-6), 0719-07 (580-87941-7), 0719-08 (580-87941-8), 0719-09 (580-87941-9), 0719-10 (580-87941-10), 0719-11 (580-87941-11), 0709-12 (580-87941-12), Trip Blank (580-87941-13) and (CCVIS 580-306774/3).

Method(s) 8260C: The laboratory control sample (LCS) and laboratory control sample duplicate (LCS-D) for analytical batch 580-306774 recovered outside control limits for the following analytes: Bromomethane, Chloromethane, Vinyl chloride and Vinyl acetate. These analytes were biased high in the LCS and were not detected in the associated samples; therefore, the data have been reported.

Method(s) 8260C: The minimum response factor (RF) criteria for the continuing calibration verification (CCV) analyzed in batch 580-306774 was outside criteria for the following analytes: 2-Butanone and 2-Hexanone. As indicated in the reference method, sample analysis may proceed; however, any detection or non-detection for the affected analyte(s) is considered estimated.

Method(s) 8260C: The continuing calibration verification (CCV) associated with batch 580-307312 recovered above the upper control limit for Carbon tetrachloride, Vinyl chloride, Chlorobromomethane, Dichlorobromomethane, Chloroethane, Chloroform, Dichlorodifluoromethane, Chloromethane, 1,2-Dichloroethane, Trichlorofluoromethane, 1,2-Dichloropropane, Methyl tert-butyl ether, Vinyl acetate and 1,1-Dichloroethane. The samples associated with this CCV were non-detects for the affected analytes; therefore, the data have been reported. The following samples are impacted: 0719-01 (580-87941-1), 0719-02 (580-87941-2), 0719-03 (580-87941-3), 0719-04 (580-87941-4), 0719-05 (580-87941-5), 0719-06 (580-87941-6), 0719-07 (580-87941-7), 0719-08 (580-87941-8), 0719-09 (580-87941-9), 0719-10 (580-87941-10), 0719-11 (580-87941-11), 0709-12 (580-87941-12), Trip Blank (580-87941-13) and (CCVIS 580-307312/3).

Method(s) 8260C: Surrogate recovery for the following samples were outside the upper control limit: 0719-09 (580-87941-9), 0719-11 (580-87941-11) and 0709-12 (580-87941-12). This sample did not contain any target analytes; therefore, re-extraction and/or re-analysis was not performed.

Method(s) 8260C: The following sample was diluted to bring the concentration of target analytes within the calibration range: 0719-06 (580-87941-6). Elevated reporting limits (RLs) are provided.

No additional analytical or quality issues were noted, other than those described above or in the Definitions/Glossary page.

Metals

No analytical or quality issues were noted, other than those described in the Definitions/Glossary page.

General Chemistry

Method(s) SM 5310B: The CCB for analytical batch 580-307885 contained TOC above the method detection limit (MDL). Associated sample(s) were not re-extracted and/or re-analyzed because results were greater than 10X the value found in the CCB.

No additional analytical or quality issues were noted, other than those described above or in the Definitions/Glossary page.

VOA Prep

Case Narrative

Client: SCS Engineers
Project/Site: Coupeville Solid Waste Facility

Job ID: 580-87941-1

Job ID: 580-87941-1 (Continued)

Laboratory: Eurofins TestAmerica, Seattle (Continued)

No analytical or quality issues were noted, other than those described in the Definitions/Glossary page.

1

2

3

4

5

6

7

8

9

10

11

Definitions/Glossary

Client: SCS Engineers
Project/Site: Coupeville Solid Waste Facility

Job ID: 580-87941-1

Qualifiers

GC/MS VOA

Qualifier	Qualifier Description
*	LCS or LCSD is outside acceptance limits.
X	Surrogate is outside control limits

General Chemistry

Qualifier	Qualifier Description
F1	MS and/or MSD Recovery is outside acceptance limits.

Glossary

Abbreviation	These commonly used abbreviations may or may not be present in this report.
□	Listed under the "D" column to designate that the result is reported on a dry weight basis
%R	Percent Recovery
CFL	Contains Free Liquid
CNF	Contains No Free Liquid
DER	Duplicate Error Ratio (normalized absolute difference)
Dil Fac	Dilution Factor
DL	Detection Limit (DoD/DOE)
DL, RA, RE, IN	Indicates a Dilution, Re-analysis, Re-extraction, or additional Initial metals/anion analysis of the sample
DLC	Decision Level Concentration (Radiochemistry)
EDL	Estimated Detection Limit (Dioxin)
LOD	Limit of Detection (DoD/DOE)
LOQ	Limit of Quantitation (DoD/DOE)
MDA	Minimum Detectable Activity (Radiochemistry)
MDC	Minimum Detectable Concentration (Radiochemistry)
MDL	Method Detection Limit
ML	Minimum Level (Dioxin)
NC	Not Calculated
ND	Not Detected at the reporting limit (or MDL or EDL if shown)
PQL	Practical Quantitation Limit
QC	Quality Control
RER	Relative Error Ratio (Radiochemistry)
RL	Reporting Limit or Requested Limit (Radiochemistry)
RPD	Relative Percent Difference, a measure of the relative difference between two points
TEF	Toxicity Equivalent Factor (Dioxin)
TEQ	Toxicity Equivalent Quotient (Dioxin)

Client Sample Results

Client: SCS Engineers
Project/Site: Coupeville Solid Waste Facility

Job ID: 580-87941-1

Client Sample ID: 0719-01

Lab Sample ID: 580-87941-1

Date Collected: 07/23/19 10:38

Matrix: Water

Date Received: 07/25/19 12:55

Method: 8260C - Volatile Organic Compounds (GC/MS)

Analyte	Result	Qualifier	RL	MDL	Unit	D	Prepared	Analyzed	Dil Fac
1,1,1,2-Tetrachloroethane	ND		0.30		ug/L			07/26/19 17:16	1
1,1,1-Trichloroethane	ND		0.20		ug/L			07/26/19 17:16	1
1,1,2,2-Tetrachloroethane	ND		0.20		ug/L			07/26/19 17:16	1
1,1,2-Trichloroethane	ND		0.20		ug/L			07/26/19 17:16	1
1,1-Dichloroethane	ND		0.20		ug/L			07/26/19 17:16	1
1,1-Dichloroethene	ND		0.20		ug/L			07/26/19 17:16	1
1,2,3-Trichloropropane	ND		0.20		ug/L			07/26/19 17:16	1
1,2-Dibromo-3-Chloropropane	ND		2.0		ug/L			07/26/19 17:16	1
1,2-Dibromoethane	ND		0.10		ug/L			07/26/19 17:16	1
1,2-Dichlorobenzene	ND		0.30		ug/L			07/26/19 17:16	1
1,2-Dichloroethane	ND		0.20		ug/L			07/26/19 17:16	1
1,2-Dichloropropane	ND		0.20		ug/L			07/26/19 17:16	1
1,4-Dichlorobenzene	ND		0.30		ug/L			07/26/19 17:16	1
2-Butanone	ND		10		ug/L			07/26/19 17:16	1
2-Hexanone	ND		3.0		ug/L			07/26/19 17:16	1
4-Methyl-2-pentanone	ND		5.0		ug/L			07/26/19 17:16	1
Acetone	ND		6.0		ug/L			07/26/19 17:16	1
Acrylonitrile	ND		10		ug/L			07/26/19 17:16	1
Benzene	ND		0.20		ug/L			07/26/19 17:16	1
Bromochloromethane	ND		0.20		ug/L			07/26/19 17:16	1
Bromodichloromethane	ND		0.20		ug/L			07/26/19 17:16	1
Bromoform	ND		0.50		ug/L			07/26/19 17:16	1
Bromomethane	ND *		0.50		ug/L			07/26/19 17:16	1
Carbon disulfide	ND		0.30		ug/L			07/26/19 17:16	1
Carbon tetrachloride	ND		0.20		ug/L			07/26/19 17:16	1
Chlorobenzene	ND		0.20		ug/L			07/26/19 17:16	1
Chloroethane	ND		0.50		ug/L			07/26/19 17:16	1
Chloroform	ND		0.20		ug/L			07/26/19 17:16	1
Chloromethane	ND *		0.50		ug/L			07/26/19 17:16	1
cis-1,2-Dichloroethene	ND		0.20		ug/L			07/26/19 17:16	1
cis-1,3-Dichloropropene	ND		0.20		ug/L			07/26/19 17:16	1
Dibromochloromethane	ND		0.20		ug/L			07/26/19 17:16	1
Dibromomethane	ND		0.20		ug/L			07/26/19 17:16	1
Ethylbenzene	ND		0.20		ug/L			07/26/19 17:16	1
m,p-Xylene	ND		0.50		ug/L			07/26/19 17:16	1
Methyl iodide	ND		0.50		ug/L			07/26/19 17:16	1
Methylene Chloride	ND		5.0		ug/L			07/26/19 17:16	1
o-Xylene	ND		0.50		ug/L			07/26/19 17:16	1
Styrene	ND		0.50		ug/L			07/26/19 17:16	1
Tetrachloroethene	ND		0.50		ug/L			07/26/19 17:16	1
Toluene	ND		0.20		ug/L			07/26/19 17:16	1
trans-1,2-Dichloroethene	ND		0.20		ug/L			07/26/19 17:16	1
trans-1,3-Dichloropropene	ND		0.20		ug/L			07/26/19 17:16	1
trans-1,4-Dichloro-2-butene	ND		2.0		ug/L			07/26/19 17:16	1
Trichloroethene	ND		0.20		ug/L			07/26/19 17:16	1
Trichlorofluoromethane	ND		0.50		ug/L			07/26/19 17:16	1
Vinyl chloride	ND *		0.020		ug/L			07/26/19 17:16	1

Surrogate	%Recovery	Qualifier	Limits	Prepared	Analyzed	Dil Fac
1,2-Dichloroethane-d4 (Surr)	100		80 - 120		07/26/19 17:16	1

Eurofins TestAmerica, Seattle

Client Sample Results

Client: SCS Engineers
 Project/Site: Coupeville Solid Waste Facility

Job ID: 580-87941-1

Client Sample ID: 0719-01

Lab Sample ID: 580-87941-1

Date Collected: 07/23/19 10:38

Matrix: Water

Date Received: 07/25/19 12:55

Method: 8260C - Volatile Organic Compounds (GC/MS) (Continued)

Surrogate	%Recovery	Qualifier	Limits	Prepared	Analyzed	Dil Fac
4-Bromofluorobenzene (Surr)	86		80 - 120		07/26/19 17:16	1
Dibromofluoromethane (Surr)	103		80 - 120		07/26/19 17:16	1
Toluene-d8 (Surr)	101		80 - 120		07/26/19 17:16	1
Trifluorotoluene (Surr)	116		80 - 120		07/26/19 17:16	1

Method: 8260C - Volatile Organic Compounds (GC/MS) - RA

Analyte	Result	Qualifier	RL	MDL	Unit	D	Prepared	Analyzed	Dil Fac
Vinyl acetate	ND		1.0		ug/L			08/01/19 18:25	1

Surrogate	%Recovery	Qualifier	Limits	Prepared	Analyzed	Dil Fac
1,2-Dichloroethane-d4 (Surr)	114		80 - 120		08/01/19 18:25	1
4-Bromofluorobenzene (Surr)	104		80 - 120		08/01/19 18:25	1
Dibromofluoromethane (Surr)	109		80 - 120		08/01/19 18:25	1
Toluene-d8 (Surr)	94		80 - 120		08/01/19 18:25	1
Trifluorotoluene (Surr)	89		80 - 120		08/01/19 18:25	1

Client Sample Results

Client: SCS Engineers
 Project/Site: Coupeville Solid Waste Facility

Job ID: 580-87941-1

Client Sample ID: 0719-02

Lab Sample ID: 580-87941-2

Date Collected: 07/23/19 11:27

Matrix: Water

Date Received: 07/25/19 12:55

Method: 8260C - Volatile Organic Compounds (GC/MS)

Analyte	Result	Qualifier	RL	MDL	Unit	D	Prepared	Analyzed	Dil Fac
1,1,1,2-Tetrachloroethane	ND		0.30		ug/L			07/26/19 17:43	1
1,1,1-Trichloroethane	ND		0.20		ug/L			07/26/19 17:43	1
1,1,2,2-Tetrachloroethane	ND		0.20		ug/L			07/26/19 17:43	1
1,1,2-Trichloroethane	ND		0.20		ug/L			07/26/19 17:43	1
1,1-Dichloroethane	ND		0.20		ug/L			07/26/19 17:43	1
1,1-Dichloroethene	ND		0.20		ug/L			07/26/19 17:43	1
1,2,3-Trichloropropane	ND		0.20		ug/L			07/26/19 17:43	1
1,2-Dibromo-3-Chloropropane	ND		2.0		ug/L			07/26/19 17:43	1
1,2-Dibromoethane	ND		0.10		ug/L			07/26/19 17:43	1
1,2-Dichlorobenzene	ND		0.30		ug/L			07/26/19 17:43	1
1,2-Dichloroethane	ND		0.20		ug/L			07/26/19 17:43	1
1,2-Dichloropropane	ND		0.20		ug/L			07/26/19 17:43	1
1,4-Dichlorobenzene	ND		0.30		ug/L			07/26/19 17:43	1
2-Butanone	ND		10		ug/L			07/26/19 17:43	1
2-Hexanone	ND		3.0		ug/L			07/26/19 17:43	1
4-Methyl-2-pentanone	ND		5.0		ug/L			07/26/19 17:43	1
Acetone	ND		6.0		ug/L			07/26/19 17:43	1
Acrylonitrile	ND		10		ug/L			07/26/19 17:43	1
Benzene	ND		0.20		ug/L			07/26/19 17:43	1
Bromochloromethane	ND		0.20		ug/L			07/26/19 17:43	1
Bromodichloromethane	ND		0.20		ug/L			07/26/19 17:43	1
Bromoform	ND		0.50		ug/L			07/26/19 17:43	1
Bromomethane	ND *		0.50		ug/L			07/26/19 17:43	1
Carbon disulfide	ND		0.30		ug/L			07/26/19 17:43	1
Carbon tetrachloride	ND		0.20		ug/L			07/26/19 17:43	1
Chlorobenzene	ND		0.20		ug/L			07/26/19 17:43	1
Chloroethane	ND		0.50		ug/L			07/26/19 17:43	1
Chloroform	ND		0.20		ug/L			07/26/19 17:43	1
Chloromethane	ND *		0.50		ug/L			07/26/19 17:43	1
cis-1,2-Dichloroethene	ND		0.20		ug/L			07/26/19 17:43	1
cis-1,3-Dichloropropene	ND		0.20		ug/L			07/26/19 17:43	1
Dibromochloromethane	ND		0.20		ug/L			07/26/19 17:43	1
Dibromomethane	ND		0.20		ug/L			07/26/19 17:43	1
Ethylbenzene	ND		0.20		ug/L			07/26/19 17:43	1
m,p-Xylene	ND		0.50		ug/L			07/26/19 17:43	1
Methyl iodide	ND		0.50		ug/L			07/26/19 17:43	1
Methylene Chloride	ND		5.0		ug/L			07/26/19 17:43	1
o-Xylene	ND		0.50		ug/L			07/26/19 17:43	1
Styrene	ND		0.50		ug/L			07/26/19 17:43	1
Tetrachloroethene	ND		0.50		ug/L			07/26/19 17:43	1
Toluene	ND		0.20		ug/L			07/26/19 17:43	1
trans-1,2-Dichloroethene	ND		0.20		ug/L			07/26/19 17:43	1
trans-1,3-Dichloropropene	ND		0.20		ug/L			07/26/19 17:43	1
trans-1,4-Dichloro-2-butene	ND		2.0		ug/L			07/26/19 17:43	1
Trichloroethene	ND		0.20		ug/L			07/26/19 17:43	1
Trichlorofluoromethane	ND		0.50		ug/L			07/26/19 17:43	1
Vinyl chloride	ND *		0.020		ug/L			07/26/19 17:43	1

Surrogate	%Recovery	Qualifier	Limits	Prepared	Analyzed	Dil Fac
1,2-Dichloroethane-d4 (Surr)	101		80 - 120		07/26/19 17:43	1

Eurofins TestAmerica, Seattle

Client Sample Results

Client: SCS Engineers
Project/Site: Coupeville Solid Waste Facility

Job ID: 580-87941-1

Client Sample ID: 0719-02

Lab Sample ID: 580-87941-2

Date Collected: 07/23/19 11:27

Matrix: Water

Date Received: 07/25/19 12:55

Method: 8260C - Volatile Organic Compounds (GC/MS) (Continued)

Surrogate	%Recovery	Qualifier	Limits	Prepared	Analyzed	Dil Fac
4-Bromofluorobenzene (Surr)	85		80 - 120		07/26/19 17:43	1
Dibromofluoromethane (Surr)	101		80 - 120		07/26/19 17:43	1
Toluene-d8 (Surr)	101		80 - 120		07/26/19 17:43	1
Trifluorotoluene (Surr)	110		80 - 120		07/26/19 17:43	1

Method: 8260C - Volatile Organic Compounds (GC/MS) - RA

Analyte	Result	Qualifier	RL	MDL	Unit	D	Prepared	Analyzed	Dil Fac
Vinyl acetate	ND		1.0		ug/L			08/01/19 18:52	1

Surrogate	%Recovery	Qualifier	Limits	Prepared	Analyzed	Dil Fac
1,2-Dichloroethane-d4 (Surr)	117		80 - 120		08/01/19 18:52	1
4-Bromofluorobenzene (Surr)	104		80 - 120		08/01/19 18:52	1
Dibromofluoromethane (Surr)	109		80 - 120		08/01/19 18:52	1
Toluene-d8 (Surr)	96		80 - 120		08/01/19 18:52	1
Trifluorotoluene (Surr)	90		80 - 120		08/01/19 18:52	1

Method: 6010C - Metals (ICP) - Dissolved

Analyte	Result	Qualifier	RL	MDL	Unit	D	Prepared	Analyzed	Dil Fac
Calcium	150		1.1		mg/L		07/29/19 10:37	07/30/19 18:46	1
Iron	1.7		0.30		mg/L		07/29/19 10:37	07/30/19 18:46	1
Magnesium	72		1.1		mg/L		07/29/19 10:37	07/30/19 18:46	1
Manganese	0.28		0.020		mg/L		07/29/19 10:37	07/30/19 18:46	1
Potassium	7.4		3.3		mg/L		07/29/19 10:37	07/30/19 18:46	1
Sodium	33		2.0		mg/L		07/29/19 10:37	07/30/19 18:46	1

Method: 6020A - Metals (ICP/MS) - Total Recoverable

Analyte	Result	Qualifier	RL	MDL	Unit	D	Prepared	Analyzed	Dil Fac
Antimony	0.00050		0.00040		mg/L		07/29/19 15:21	07/30/19 14:16	1
Arsenic	0.0062		0.0010		mg/L		07/29/19 15:21	07/30/19 14:16	1
Barium	0.072		0.0012		mg/L		07/29/19 15:21	07/30/19 14:16	1
Beryllium	ND		0.00040		mg/L		07/29/19 15:21	07/30/19 14:16	1
Cadmium	ND		0.00040		mg/L		07/29/19 15:21	07/30/19 14:16	1
Chromium	ND		0.00040		mg/L		07/29/19 15:21	07/30/19 14:16	1
Cobalt	ND		0.00040		mg/L		07/29/19 15:21	07/30/19 14:16	1
Copper	ND		0.0020		mg/L		07/29/19 15:21	07/30/19 14:16	1
Lead	ND		0.00080		mg/L		07/29/19 15:21	07/30/19 14:16	1
Nickel	ND		0.0030		mg/L		07/29/19 15:21	07/30/19 14:16	1
Selenium	ND		0.0080		mg/L		07/29/19 15:21	07/30/19 14:16	1
Silver	ND		0.00040		mg/L		07/29/19 15:21	07/30/19 14:16	1
Thallium	ND		0.0010		mg/L		07/29/19 15:21	07/30/19 14:16	1
Vanadium	ND		0.0040		mg/L		07/29/19 15:21	07/30/19 14:16	1
Zinc	ND		0.0070		mg/L		07/29/19 15:21	07/30/19 14:16	1

General Chemistry

Analyte	Result	Qualifier	RL	MDL	Unit	D	Prepared	Analyzed	Dil Fac
Fluoride	ND		0.20		mg/L			08/02/19 18:01	1
Chloride	22		0.90		mg/L			08/02/19 18:01	1
Sulfate	23		1.2		mg/L			08/02/19 18:01	1
Ammonia	ND		0.50		mg/L		07/29/19 11:39	07/29/19 13:00	1
Nitrate Nitrite as N	ND	F1	0.15		mg/L			08/05/19 19:05	1

Eurofins TestAmerica, Seattle

Client Sample Results

Client: SCS Engineers
 Project/Site: Coupeville Solid Waste Facility

Job ID: 580-87941-1

Client Sample ID: 0719-02

Lab Sample ID: 580-87941-2

Date Collected: 07/23/19 11:27

Matrix: Water

Date Received: 07/25/19 12:55

General Chemistry (Continued)

Analyte	Result	Qualifier	RL	MDL	Unit	D	Prepared	Analyzed	Dil Fac
Total Organic Carbon	ND		1.0		mg/L			08/08/19 02:25	1
Analyte	Result	Qualifier	RL	RL	Unit	D	Prepared	Analyzed	Dil Fac
Alkalinity	640		5.0		mg/L			08/01/19 14:32	1
Bicarbonate Alkalinity as CaCO3	640		5.0		mg/L			08/01/19 14:32	1
Carbonate Alkalinity as CaCO3	ND		5.0		mg/L			08/01/19 14:32	1
Hydroxide Alkalinity as CaCO3	ND		5.0		mg/L			08/01/19 14:32	1
Total Dissolved Solids	700		10		mg/L			07/27/19 15:38	1
Chemical Oxygen Demand	ND		10		mg/L		08/06/19 09:15	08/06/19 09:15	1

Client Sample Results

Client: SCS Engineers
Project/Site: Coupeville Solid Waste Facility

Job ID: 580-87941-1

Client Sample ID: 0719-03

Lab Sample ID: 580-87941-3

Date Collected: 07/23/19 12:47

Matrix: Water

Date Received: 07/25/19 12:55

Method: 8260C - Volatile Organic Compounds (GC/MS)

Analyte	Result	Qualifier	RL	MDL	Unit	D	Prepared	Analyzed	Dil Fac
1,1,1,2-Tetrachloroethane	ND		0.30		ug/L			07/26/19 18:10	1
1,1,1-Trichloroethane	ND		0.20		ug/L			07/26/19 18:10	1
1,1,2,2-Tetrachloroethane	ND		0.20		ug/L			07/26/19 18:10	1
1,1,2-Trichloroethane	ND		0.20		ug/L			07/26/19 18:10	1
1,1-Dichloroethane	ND		0.20		ug/L			07/26/19 18:10	1
1,1-Dichloroethene	ND		0.20		ug/L			07/26/19 18:10	1
1,2,3-Trichloropropane	ND		0.20		ug/L			07/26/19 18:10	1
1,2-Dibromo-3-Chloropropane	ND		2.0		ug/L			07/26/19 18:10	1
1,2-Dibromoethane	ND		0.10		ug/L			07/26/19 18:10	1
1,2-Dichlorobenzene	ND		0.30		ug/L			07/26/19 18:10	1
1,2-Dichloroethane	ND		0.20		ug/L			07/26/19 18:10	1
1,2-Dichloropropane	ND		0.20		ug/L			07/26/19 18:10	1
1,4-Dichlorobenzene	ND		0.30		ug/L			07/26/19 18:10	1
2-Butanone	ND		10		ug/L			07/26/19 18:10	1
2-Hexanone	ND		3.0		ug/L			07/26/19 18:10	1
4-Methyl-2-pentanone	ND		5.0		ug/L			07/26/19 18:10	1
Acetone	ND		6.0		ug/L			07/26/19 18:10	1
Acrylonitrile	ND		10		ug/L			07/26/19 18:10	1
Benzene	ND		0.20		ug/L			07/26/19 18:10	1
Bromochloromethane	ND		0.20		ug/L			07/26/19 18:10	1
Bromodichloromethane	ND		0.20		ug/L			07/26/19 18:10	1
Bromoform	ND		0.50		ug/L			07/26/19 18:10	1
Bromomethane	ND *		0.50		ug/L			07/26/19 18:10	1
Carbon disulfide	ND		0.30		ug/L			07/26/19 18:10	1
Carbon tetrachloride	ND		0.20		ug/L			07/26/19 18:10	1
Chlorobenzene	ND		0.20		ug/L			07/26/19 18:10	1
Chloroethane	ND		0.50		ug/L			07/26/19 18:10	1
Chloroform	ND		0.20		ug/L			07/26/19 18:10	1
Chloromethane	ND *		0.50		ug/L			07/26/19 18:10	1
cis-1,2-Dichloroethene	ND		0.20		ug/L			07/26/19 18:10	1
cis-1,3-Dichloropropene	ND		0.20		ug/L			07/26/19 18:10	1
Dibromochloromethane	ND		0.20		ug/L			07/26/19 18:10	1
Dibromomethane	ND		0.20		ug/L			07/26/19 18:10	1
Ethylbenzene	ND		0.20		ug/L			07/26/19 18:10	1
m,p-Xylene	ND		0.50		ug/L			07/26/19 18:10	1
Methyl iodide	ND		0.50		ug/L			07/26/19 18:10	1
Methylene Chloride	ND		5.0		ug/L			07/26/19 18:10	1
o-Xylene	ND		0.50		ug/L			07/26/19 18:10	1
Styrene	ND		0.50		ug/L			07/26/19 18:10	1
Tetrachloroethene	ND		0.50		ug/L			07/26/19 18:10	1
Toluene	ND		0.20		ug/L			07/26/19 18:10	1
trans-1,2-Dichloroethene	ND		0.20		ug/L			07/26/19 18:10	1
trans-1,3-Dichloropropene	ND		0.20		ug/L			07/26/19 18:10	1
trans-1,4-Dichloro-2-butene	ND		2.0		ug/L			07/26/19 18:10	1
Trichloroethene	ND		0.20		ug/L			07/26/19 18:10	1
Trichlorofluoromethane	ND		0.50		ug/L			07/26/19 18:10	1
Vinyl chloride	ND *		0.020		ug/L			07/26/19 18:10	1

Surrogate	%Recovery	Qualifier	Limits	Prepared	Analyzed	Dil Fac
1,2-Dichloroethane-d4 (Surr)	109		80 - 120		07/26/19 18:10	1

Eurofins TestAmerica, Seattle

Client Sample Results

Client: SCS Engineers
Project/Site: Coupeville Solid Waste Facility

Job ID: 580-87941-1

Client Sample ID: 0719-03

Lab Sample ID: 580-87941-3

Date Collected: 07/23/19 12:47

Matrix: Water

Date Received: 07/25/19 12:55

Method: 8260C - Volatile Organic Compounds (GC/MS) (Continued)

Surrogate	%Recovery	Qualifier	Limits	Prepared	Analyzed	Dil Fac
4-Bromofluorobenzene (Surr)	87		80 - 120		07/26/19 18:10	1
Dibromofluoromethane (Surr)	105		80 - 120		07/26/19 18:10	1
Toluene-d8 (Surr)	99		80 - 120		07/26/19 18:10	1
Trifluorotoluene (Surr)	106		80 - 120		07/26/19 18:10	1

Method: 8260C - Volatile Organic Compounds (GC/MS) - RA

Analyte	Result	Qualifier	RL	MDL	Unit	D	Prepared	Analyzed	Dil Fac
Vinyl acetate	ND		1.0		ug/L			08/01/19 19:18	1

Surrogate	%Recovery	Qualifier	Limits	Prepared	Analyzed	Dil Fac
1,2-Dichloroethane-d4 (Surr)	119		80 - 120		08/01/19 19:18	1
4-Bromofluorobenzene (Surr)	105		80 - 120		08/01/19 19:18	1
Dibromofluoromethane (Surr)	107		80 - 120		08/01/19 19:18	1
Toluene-d8 (Surr)	97		80 - 120		08/01/19 19:18	1
Trifluorotoluene (Surr)	89		80 - 120		08/01/19 19:18	1

Method: 6010C - Metals (ICP) - Dissolved

Analyte	Result	Qualifier	RL	MDL	Unit	D	Prepared	Analyzed	Dil Fac
Calcium	52		1.1		mg/L		07/29/19 10:37	07/30/19 18:49	1
Iron	1.3		0.30		mg/L		07/29/19 10:37	07/30/19 18:49	1
Magnesium	28		1.1		mg/L		07/29/19 10:37	07/30/19 18:49	1
Manganese	0.34		0.020		mg/L		07/29/19 10:37	07/30/19 18:49	1
Potassium	5.6		3.3		mg/L		07/29/19 10:37	07/30/19 18:49	1
Sodium	25		2.0		mg/L		07/29/19 10:37	07/30/19 18:49	1

Method: 6020A - Metals (ICP/MS) - Total Recoverable

Analyte	Result	Qualifier	RL	MDL	Unit	D	Prepared	Analyzed	Dil Fac
Antimony	ND		0.00040		mg/L		07/29/19 15:21	07/30/19 14:58	1
Arsenic	0.0050		0.0010		mg/L		07/29/19 15:21	07/30/19 14:58	1
Barium	0.081		0.0012		mg/L		07/29/19 15:21	07/30/19 14:58	1
Beryllium	ND		0.00040		mg/L		07/29/19 15:21	07/30/19 14:58	1
Cadmium	ND		0.00040		mg/L		07/29/19 15:21	07/30/19 14:58	1
Chromium	0.00040		0.00040		mg/L		07/29/19 15:21	07/30/19 14:58	1
Cobalt	ND		0.00040		mg/L		07/29/19 15:21	07/30/19 14:58	1
Copper	ND		0.0020		mg/L		07/29/19 15:21	07/30/19 14:58	1
Lead	ND		0.00080		mg/L		07/29/19 15:21	07/30/19 14:58	1
Nickel	ND		0.0030		mg/L		07/29/19 15:21	07/30/19 14:58	1
Selenium	ND		0.0080		mg/L		07/29/19 15:21	07/30/19 14:58	1
Silver	ND		0.00040		mg/L		07/29/19 15:21	07/30/19 14:58	1
Thallium	ND		0.0010		mg/L		07/29/19 15:21	07/30/19 14:58	1
Vanadium	ND		0.0040		mg/L		07/29/19 15:21	07/30/19 14:58	1
Zinc	ND		0.0070		mg/L		07/29/19 15:21	07/30/19 14:58	1

General Chemistry

Analyte	Result	Qualifier	RL	MDL	Unit	D	Prepared	Analyzed	Dil Fac
Fluoride	0.23		0.20		mg/L			08/02/19 18:13	1
Chloride	14		0.90		mg/L			08/02/19 18:13	1
Sulfate	26		1.2		mg/L			08/02/19 18:13	1
Ammonia	ND		0.50		mg/L		07/29/19 11:39	07/29/19 13:00	1
Nitrate Nitrite as N	ND		0.15		mg/L			08/05/19 19:09	1

Eurofins TestAmerica, Seattle

Client Sample Results

Client: SCS Engineers
 Project/Site: Coupeville Solid Waste Facility

Job ID: 580-87941-1

Client Sample ID: 0719-03

Lab Sample ID: 580-87941-3

Date Collected: 07/23/19 12:47

Matrix: Water

Date Received: 07/25/19 12:55

General Chemistry (Continued)

Analyte	Result	Qualifier	RL	MDL	Unit	D	Prepared	Analyzed	Dil Fac
Total Organic Carbon	ND		1.0		mg/L			08/08/19 02:42	1
Analyte	Result	Qualifier	RL	RL	Unit	D	Prepared	Analyzed	Dil Fac
Alkalinity	240		5.0		mg/L			08/01/19 14:32	1
Bicarbonate Alkalinity as CaCO3	240		5.0		mg/L			08/01/19 14:32	1
Carbonate Alkalinity as CaCO3	ND		5.0		mg/L			08/01/19 14:32	1
Hydroxide Alkalinity as CaCO3	ND		5.0		mg/L			08/01/19 14:32	1
Total Dissolved Solids	320		10		mg/L			07/27/19 15:38	1
Chemical Oxygen Demand	ND		10		mg/L		08/06/19 09:15	08/06/19 09:15	1

Client Sample Results

Client: SCS Engineers
Project/Site: Coupeville Solid Waste Facility

Job ID: 580-87941-1

Client Sample ID: 0719-04

Lab Sample ID: 580-87941-4

Date Collected: 07/23/19 13:50

Matrix: Water

Date Received: 07/25/19 12:55

Method: 8260C - Volatile Organic Compounds (GC/MS)

Analyte	Result	Qualifier	RL	MDL	Unit	D	Prepared	Analyzed	Dil Fac
1,1,1,2-Tetrachloroethane	ND		0.30		ug/L			07/26/19 18:36	1
1,1,1-Trichloroethane	ND		0.20		ug/L			07/26/19 18:36	1
1,1,2,2-Tetrachloroethane	ND		0.20		ug/L			07/26/19 18:36	1
1,1,2-Trichloroethane	ND		0.20		ug/L			07/26/19 18:36	1
1,1-Dichloroethane	ND		0.20		ug/L			07/26/19 18:36	1
1,1-Dichloroethene	ND		0.20		ug/L			07/26/19 18:36	1
1,2,3-Trichloropropane	ND		0.20		ug/L			07/26/19 18:36	1
1,2-Dibromo-3-Chloropropane	ND		2.0		ug/L			07/26/19 18:36	1
1,2-Dibromoethane	ND		0.10		ug/L			07/26/19 18:36	1
1,2-Dichlorobenzene	ND		0.30		ug/L			07/26/19 18:36	1
1,2-Dichloroethane	ND		0.20		ug/L			07/26/19 18:36	1
1,2-Dichloropropane	ND		0.20		ug/L			07/26/19 18:36	1
1,4-Dichlorobenzene	ND		0.30		ug/L			07/26/19 18:36	1
2-Butanone	ND		10		ug/L			07/26/19 18:36	1
2-Hexanone	ND		3.0		ug/L			07/26/19 18:36	1
4-Methyl-2-pentanone	ND		5.0		ug/L			07/26/19 18:36	1
Acetone	ND		6.0		ug/L			07/26/19 18:36	1
Acrylonitrile	ND		10		ug/L			07/26/19 18:36	1
Benzene	ND		0.20		ug/L			07/26/19 18:36	1
Bromochloromethane	ND		0.20		ug/L			07/26/19 18:36	1
Bromodichloromethane	ND		0.20		ug/L			07/26/19 18:36	1
Bromoform	ND		0.50		ug/L			07/26/19 18:36	1
Bromomethane	ND *		0.50		ug/L			07/26/19 18:36	1
Carbon disulfide	ND		0.30		ug/L			07/26/19 18:36	1
Carbon tetrachloride	ND		0.20		ug/L			07/26/19 18:36	1
Chlorobenzene	ND		0.20		ug/L			07/26/19 18:36	1
Chloroethane	ND		0.50		ug/L			07/26/19 18:36	1
Chloroform	ND		0.20		ug/L			07/26/19 18:36	1
Chloromethane	ND *		0.50		ug/L			07/26/19 18:36	1
cis-1,2-Dichloroethene	ND		0.20		ug/L			07/26/19 18:36	1
cis-1,3-Dichloropropene	ND		0.20		ug/L			07/26/19 18:36	1
Dibromochloromethane	ND		0.20		ug/L			07/26/19 18:36	1
Dibromomethane	ND		0.20		ug/L			07/26/19 18:36	1
Ethylbenzene	ND		0.20		ug/L			07/26/19 18:36	1
m,p-Xylene	ND		0.50		ug/L			07/26/19 18:36	1
Methyl iodide	ND		0.50		ug/L			07/26/19 18:36	1
Methylene Chloride	ND		5.0		ug/L			07/26/19 18:36	1
o-Xylene	ND		0.50		ug/L			07/26/19 18:36	1
Styrene	ND		0.50		ug/L			07/26/19 18:36	1
Tetrachloroethene	ND		0.50		ug/L			07/26/19 18:36	1
Toluene	ND		0.20		ug/L			07/26/19 18:36	1
trans-1,2-Dichloroethene	ND		0.20		ug/L			07/26/19 18:36	1
trans-1,3-Dichloropropene	ND		0.20		ug/L			07/26/19 18:36	1
trans-1,4-Dichloro-2-butene	ND		2.0		ug/L			07/26/19 18:36	1
Trichloroethene	ND		0.20		ug/L			07/26/19 18:36	1
Trichlorofluoromethane	ND		0.50		ug/L			07/26/19 18:36	1
Vinyl chloride	ND *		0.020		ug/L			07/26/19 18:36	1

Surrogate	%Recovery	Qualifier	Limits	Prepared	Analyzed	Dil Fac
1,2-Dichloroethane-d4 (Surr)	107		80 - 120		07/26/19 18:36	1

Eurofins TestAmerica, Seattle

Client Sample Results

Client: SCS Engineers
Project/Site: Coupeville Solid Waste Facility

Job ID: 580-87941-1

Client Sample ID: 0719-04

Lab Sample ID: 580-87941-4

Date Collected: 07/23/19 13:50

Matrix: Water

Date Received: 07/25/19 12:55

Method: 8260C - Volatile Organic Compounds (GC/MS) (Continued)

Surrogate	%Recovery	Qualifier	Limits	Prepared	Analyzed	Dil Fac
4-Bromofluorobenzene (Surr)	86		80 - 120		07/26/19 18:36	1
Dibromofluoromethane (Surr)	103		80 - 120		07/26/19 18:36	1
Toluene-d8 (Surr)	100		80 - 120		07/26/19 18:36	1
Trifluorotoluene (Surr)	111		80 - 120		07/26/19 18:36	1

Method: 8260C - Volatile Organic Compounds (GC/MS) - RA

Analyte	Result	Qualifier	RL	MDL	Unit	D	Prepared	Analyzed	Dil Fac
Vinyl acetate	ND		1.0		ug/L			08/01/19 19:45	1

Surrogate	%Recovery	Qualifier	Limits	Prepared	Analyzed	Dil Fac
1,2-Dichloroethane-d4 (Surr)	116		80 - 120		08/01/19 19:45	1
4-Bromofluorobenzene (Surr)	103		80 - 120		08/01/19 19:45	1
Dibromofluoromethane (Surr)	108		80 - 120		08/01/19 19:45	1
Toluene-d8 (Surr)	98		80 - 120		08/01/19 19:45	1
Trifluorotoluene (Surr)	93		80 - 120		08/01/19 19:45	1

Method: 6010C - Metals (ICP) - Dissolved

Analyte	Result	Qualifier	RL	MDL	Unit	D	Prepared	Analyzed	Dil Fac
Calcium	100		1.1		mg/L		07/29/19 10:37	07/30/19 18:52	1
Iron	1.0		0.30		mg/L		07/29/19 10:37	07/30/19 18:52	1
Magnesium	58		1.1		mg/L		07/29/19 10:37	07/30/19 18:52	1
Manganese	0.089		0.020		mg/L		07/29/19 10:37	07/30/19 18:52	1
Potassium	7.2		3.3		mg/L		07/29/19 10:37	07/30/19 18:52	1
Sodium	31		2.0		mg/L		07/29/19 10:37	07/30/19 18:52	1

Method: 6020A - Metals (ICP/MS) - Total Recoverable

Analyte	Result	Qualifier	RL	MDL	Unit	D	Prepared	Analyzed	Dil Fac
Antimony	ND		0.00040		mg/L		07/29/19 15:21	07/30/19 15:02	1
Arsenic	0.0064		0.0010		mg/L		07/29/19 15:21	07/30/19 15:02	1
Barium	0.048		0.0012		mg/L		07/29/19 15:21	07/30/19 15:02	1
Beryllium	ND		0.00040		mg/L		07/29/19 15:21	07/30/19 15:02	1
Cadmium	ND		0.00040		mg/L		07/29/19 15:21	07/30/19 15:02	1
Chromium	ND		0.00040		mg/L		07/29/19 15:21	07/30/19 15:02	1
Cobalt	ND		0.00040		mg/L		07/29/19 15:21	07/30/19 15:02	1
Copper	ND		0.0020		mg/L		07/29/19 15:21	07/30/19 15:02	1
Lead	ND		0.00080		mg/L		07/29/19 15:21	07/30/19 15:02	1
Nickel	ND		0.0030		mg/L		07/29/19 15:21	07/30/19 15:02	1
Selenium	ND		0.0080		mg/L		07/29/19 15:21	07/30/19 15:02	1
Silver	ND		0.00040		mg/L		07/29/19 15:21	07/30/19 15:02	1
Thallium	ND		0.0010		mg/L		07/29/19 15:21	07/30/19 15:02	1
Vanadium	0.0044		0.0040		mg/L		07/29/19 15:21	07/30/19 15:02	1
Zinc	ND		0.0070		mg/L		07/29/19 15:21	07/30/19 15:02	1

General Chemistry

Analyte	Result	Qualifier	RL	MDL	Unit	D	Prepared	Analyzed	Dil Fac
Fluoride	ND		0.20		mg/L			08/02/19 18:25	1
Chloride	58		0.90		mg/L			08/02/19 18:25	1
Sulfate	45		1.2		mg/L			08/02/19 18:25	1
Ammonia	ND		0.50		mg/L		07/29/19 11:39	07/29/19 13:00	1
Nitrate Nitrite as N	ND		0.15		mg/L			08/05/19 19:11	1

Eurofins TestAmerica, Seattle

Client Sample Results

Client: SCS Engineers
 Project/Site: Coupeville Solid Waste Facility

Job ID: 580-87941-1

Client Sample ID: 0719-04

Lab Sample ID: 580-87941-4

Date Collected: 07/23/19 13:50

Matrix: Water

Date Received: 07/25/19 12:55

General Chemistry (Continued)

Analyte	Result	Qualifier	RL	MDL	Unit	D	Prepared	Analyzed	Dil Fac
Total Organic Carbon	ND		1.0		mg/L			08/08/19 02:58	1
Analyte	Result	Qualifier	RL	RL	Unit	D	Prepared	Analyzed	Dil Fac
Alkalinity	380		5.0		mg/L			08/01/19 14:32	1
Bicarbonate Alkalinity as CaCO3	380		5.0		mg/L			08/01/19 14:32	1
Carbonate Alkalinity as CaCO3	ND		5.0		mg/L			08/01/19 14:32	1
Hydroxide Alkalinity as CaCO3	ND		5.0		mg/L			08/01/19 14:32	1
Total Dissolved Solids	560		10		mg/L			07/27/19 15:38	1
Chemical Oxygen Demand	ND		10		mg/L		08/06/19 09:15	08/06/19 09:15	1

Client Sample Results

Client: SCS Engineers
Project/Site: Coupeville Solid Waste Facility

Job ID: 580-87941-1

Client Sample ID: 0719-05

Lab Sample ID: 580-87941-5

Date Collected: 07/23/19 14:48

Matrix: Water

Date Received: 07/25/19 12:55

Method: 8260C - Volatile Organic Compounds (GC/MS)

Analyte	Result	Qualifier	RL	MDL	Unit	D	Prepared	Analyzed	Dil Fac
1,1,1,2-Tetrachloroethane	ND		0.30		ug/L			07/26/19 19:02	1
1,1,1-Trichloroethane	ND		0.20		ug/L			07/26/19 19:02	1
1,1,2,2-Tetrachloroethane	ND		0.20		ug/L			07/26/19 19:02	1
1,1,2-Trichloroethane	ND		0.20		ug/L			07/26/19 19:02	1
1,1-Dichloroethane	ND		0.20		ug/L			07/26/19 19:02	1
1,1-Dichloroethene	ND		0.20		ug/L			07/26/19 19:02	1
1,2,3-Trichloropropane	ND		0.20		ug/L			07/26/19 19:02	1
1,2-Dibromo-3-Chloropropane	ND		2.0		ug/L			07/26/19 19:02	1
1,2-Dibromoethane	ND		0.10		ug/L			07/26/19 19:02	1
1,2-Dichlorobenzene	ND		0.30		ug/L			07/26/19 19:02	1
1,2-Dichloroethane	ND		0.20		ug/L			07/26/19 19:02	1
1,2-Dichloropropane	ND		0.20		ug/L			07/26/19 19:02	1
1,4-Dichlorobenzene	ND		0.30		ug/L			07/26/19 19:02	1
2-Butanone	ND		10		ug/L			07/26/19 19:02	1
2-Hexanone	ND		3.0		ug/L			07/26/19 19:02	1
4-Methyl-2-pentanone	ND		5.0		ug/L			07/26/19 19:02	1
Acetone	ND		6.0		ug/L			07/26/19 19:02	1
Acrylonitrile	ND		10		ug/L			07/26/19 19:02	1
Benzene	ND		0.20		ug/L			07/26/19 19:02	1
Bromochloromethane	ND		0.20		ug/L			07/26/19 19:02	1
Bromodichloromethane	ND		0.20		ug/L			07/26/19 19:02	1
Bromoform	ND		0.50		ug/L			07/26/19 19:02	1
Bromomethane	ND *		0.50		ug/L			07/26/19 19:02	1
Carbon disulfide	ND		0.30		ug/L			07/26/19 19:02	1
Carbon tetrachloride	ND		0.20		ug/L			07/26/19 19:02	1
Chlorobenzene	ND		0.20		ug/L			07/26/19 19:02	1
Chloroethane	ND		0.50		ug/L			07/26/19 19:02	1
Chloroform	ND		0.20		ug/L			07/26/19 19:02	1
Chloromethane	ND *		0.50		ug/L			07/26/19 19:02	1
cis-1,2-Dichloroethene	ND		0.20		ug/L			07/26/19 19:02	1
cis-1,3-Dichloropropene	ND		0.20		ug/L			07/26/19 19:02	1
Dibromochloromethane	ND		0.20		ug/L			07/26/19 19:02	1
Dibromomethane	ND		0.20		ug/L			07/26/19 19:02	1
Ethylbenzene	ND		0.20		ug/L			07/26/19 19:02	1
m,p-Xylene	ND		0.50		ug/L			07/26/19 19:02	1
Methyl iodide	ND		0.50		ug/L			07/26/19 19:02	1
Methylene Chloride	ND		5.0		ug/L			07/26/19 19:02	1
o-Xylene	ND		0.50		ug/L			07/26/19 19:02	1
Styrene	ND		0.50		ug/L			07/26/19 19:02	1
Tetrachloroethene	ND		0.50		ug/L			07/26/19 19:02	1
Toluene	ND		0.20		ug/L			07/26/19 19:02	1
trans-1,2-Dichloroethene	ND		0.20		ug/L			07/26/19 19:02	1
trans-1,3-Dichloropropene	ND		0.20		ug/L			07/26/19 19:02	1
trans-1,4-Dichloro-2-butene	ND		2.0		ug/L			07/26/19 19:02	1
Trichloroethene	ND		0.20		ug/L			07/26/19 19:02	1
Trichlorofluoromethane	ND		0.50		ug/L			07/26/19 19:02	1
Vinyl chloride	ND *		0.020		ug/L			07/26/19 19:02	1

Surrogate	%Recovery	Qualifier	Limits	Prepared	Analyzed	Dil Fac
1,2-Dichloroethane-d4 (Surr)	106		80 - 120		07/26/19 19:02	1

Eurofins TestAmerica, Seattle

Client Sample Results

Client: SCS Engineers
Project/Site: Coupeville Solid Waste Facility

Job ID: 580-87941-1

Client Sample ID: 0719-05

Lab Sample ID: 580-87941-5

Date Collected: 07/23/19 14:48

Matrix: Water

Date Received: 07/25/19 12:55

Method: 8260C - Volatile Organic Compounds (GC/MS) (Continued)

Surrogate	%Recovery	Qualifier	Limits	Prepared	Analyzed	Dil Fac
4-Bromofluorobenzene (Surr)	88		80 - 120		07/26/19 19:02	1
Dibromofluoromethane (Surr)	104		80 - 120		07/26/19 19:02	1
Toluene-d8 (Surr)	100		80 - 120		07/26/19 19:02	1
Trifluorotoluene (Surr)	109		80 - 120		07/26/19 19:02	1

Method: 8260C - Volatile Organic Compounds (GC/MS) - RA

Analyte	Result	Qualifier	RL	MDL	Unit	D	Prepared	Analyzed	Dil Fac
Vinyl acetate	ND		1.0		ug/L			08/01/19 20:11	1

Surrogate	%Recovery	Qualifier	Limits	Prepared	Analyzed	Dil Fac
1,2-Dichloroethane-d4 (Surr)	116		80 - 120		08/01/19 20:11	1
4-Bromofluorobenzene (Surr)	105		80 - 120		08/01/19 20:11	1
Dibromofluoromethane (Surr)	107		80 - 120		08/01/19 20:11	1
Toluene-d8 (Surr)	97		80 - 120		08/01/19 20:11	1
Trifluorotoluene (Surr)	88		80 - 120		08/01/19 20:11	1

Method: 6010C - Metals (ICP) - Dissolved

Analyte	Result	Qualifier	RL	MDL	Unit	D	Prepared	Analyzed	Dil Fac
Calcium	32		1.1		mg/L		07/29/19 10:37	07/30/19 18:56	1
Iron	ND		0.30		mg/L		07/29/19 10:37	07/30/19 18:56	1
Magnesium	36		1.1		mg/L		07/29/19 10:37	07/30/19 18:56	1
Manganese	0.059		0.020		mg/L		07/29/19 10:37	07/30/19 18:56	1
Potassium	15		3.3		mg/L		07/29/19 10:37	07/30/19 18:56	1
Sodium	17		2.0		mg/L		07/29/19 10:37	07/30/19 18:56	1

Method: 6020A - Metals (ICP/MS) - Total Recoverable

Analyte	Result	Qualifier	RL	MDL	Unit	D	Prepared	Analyzed	Dil Fac
Antimony	ND		0.00040		mg/L		07/29/19 15:21	07/30/19 15:06	1
Arsenic	0.022		0.0010		mg/L		07/29/19 15:21	07/30/19 15:06	1
Barium	0.029		0.0012		mg/L		07/29/19 15:21	07/30/19 15:06	1
Beryllium	ND		0.00040		mg/L		07/29/19 15:21	07/30/19 15:06	1
Cadmium	ND		0.00040		mg/L		07/29/19 15:21	07/30/19 15:06	1
Chromium	ND		0.00040		mg/L		07/29/19 15:21	07/30/19 15:06	1
Cobalt	ND		0.00040		mg/L		07/29/19 15:21	07/30/19 15:06	1
Copper	ND		0.0020		mg/L		07/29/19 15:21	07/30/19 15:06	1
Lead	ND		0.00080		mg/L		07/29/19 15:21	07/30/19 15:06	1
Nickel	ND		0.0030		mg/L		07/29/19 15:21	07/30/19 15:06	1
Selenium	ND		0.0080		mg/L		07/29/19 15:21	07/30/19 15:06	1
Silver	ND		0.00040		mg/L		07/29/19 15:21	07/30/19 15:06	1
Thallium	ND		0.0010		mg/L		07/29/19 15:21	07/30/19 15:06	1
Vanadium	ND		0.0040		mg/L		07/29/19 15:21	07/30/19 15:06	1
Zinc	ND		0.0070		mg/L		07/29/19 15:21	07/30/19 15:06	1

General Chemistry

Analyte	Result	Qualifier	RL	MDL	Unit	D	Prepared	Analyzed	Dil Fac
Fluoride	0.21		0.20		mg/L			08/02/19 18:37	1
Chloride	41		0.90		mg/L			08/02/19 18:37	1
Sulfate	19		1.2		mg/L			08/02/19 18:37	1
Ammonia	ND		0.50		mg/L		07/26/19 10:19	07/27/19 10:24	1
Nitrate Nitrite as N	ND		0.15		mg/L			08/05/19 19:12	1

Eurofins TestAmerica, Seattle

Client Sample Results

Client: SCS Engineers
 Project/Site: Coupeville Solid Waste Facility

Job ID: 580-87941-1

Client Sample ID: 0719-05

Lab Sample ID: 580-87941-5

Date Collected: 07/23/19 14:48

Matrix: Water

Date Received: 07/25/19 12:55

General Chemistry (Continued)

Analyte	Result	Qualifier	RL	MDL	Unit	D	Prepared	Analyzed	Dil Fac
Total Organic Carbon	ND		1.0		mg/L			08/08/19 03:14	1
Analyte	Result	Qualifier	RL	RL	Unit	D	Prepared	Analyzed	Dil Fac
Alkalinity	180		5.0		mg/L			08/01/19 14:32	1
Bicarbonate Alkalinity as CaCO3	180		5.0		mg/L			08/01/19 14:32	1
Carbonate Alkalinity as CaCO3	ND		5.0		mg/L			08/01/19 14:32	1
Hydroxide Alkalinity as CaCO3	ND		5.0		mg/L			08/01/19 14:32	1
Total Dissolved Solids	290		10		mg/L			07/27/19 15:38	1
Chemical Oxygen Demand	ND		10		mg/L		08/06/19 09:15	08/06/19 09:15	1

Client Sample Results

Client: SCS Engineers
Project/Site: Coupeville Solid Waste Facility

Job ID: 580-87941-1

Client Sample ID: 0719-06

Lab Sample ID: 580-87941-6

Date Collected: 07/23/19 16:00

Matrix: Water

Date Received: 07/25/19 12:55

Method: 8260C - Volatile Organic Compounds (GC/MS)

Analyte	Result	Qualifier	RL	MDL	Unit	D	Prepared	Analyzed	Dil Fac
1,1,1,2-Tetrachloroethane	ND		0.30		ug/L			07/26/19 19:29	1
1,1,1-Trichloroethane	0.72		0.20		ug/L			07/26/19 19:29	1
1,1,2,2-Tetrachloroethane	ND		0.20		ug/L			07/26/19 19:29	1
1,1,2-Trichloroethane	ND		0.20		ug/L			07/26/19 19:29	1
1,1-Dichloroethane	3.2		0.20		ug/L			07/26/19 19:29	1
1,1-Dichloroethene	ND		0.20		ug/L			07/26/19 19:29	1
1,2,3-Trichloropropane	ND		0.20		ug/L			07/26/19 19:29	1
1,2-Dibromo-3-Chloropropane	ND		2.0		ug/L			07/26/19 19:29	1
1,2-Dibromoethane	ND		0.10		ug/L			07/26/19 19:29	1
1,2-Dichlorobenzene	ND		0.30		ug/L			07/26/19 19:29	1
1,2-Dichloroethane	ND		0.20		ug/L			07/26/19 19:29	1
1,2-Dichloropropane	ND		0.20		ug/L			07/26/19 19:29	1
1,4-Dichlorobenzene	ND		0.30		ug/L			07/26/19 19:29	1
2-Butanone	ND		10		ug/L			07/26/19 19:29	1
2-Hexanone	ND		3.0		ug/L			07/26/19 19:29	1
4-Methyl-2-pentanone	ND		5.0		ug/L			07/26/19 19:29	1
Acetone	ND		6.0		ug/L			07/26/19 19:29	1
Acrylonitrile	ND		10		ug/L			07/26/19 19:29	1
Benzene	ND		0.20		ug/L			07/26/19 19:29	1
Bromochloromethane	ND		0.20		ug/L			07/26/19 19:29	1
Bromodichloromethane	ND		0.20		ug/L			07/26/19 19:29	1
Bromoform	ND		0.50		ug/L			07/26/19 19:29	1
Bromomethane	ND *		0.50		ug/L			07/26/19 19:29	1
Carbon disulfide	ND		0.30		ug/L			07/26/19 19:29	1
Carbon tetrachloride	ND		0.20		ug/L			07/26/19 19:29	1
Chlorobenzene	ND		0.20		ug/L			07/26/19 19:29	1
Chloroethane	ND		0.50		ug/L			07/26/19 19:29	1
Chloroform	ND		0.20		ug/L			07/26/19 19:29	1
Chloromethane	ND *		0.50		ug/L			07/26/19 19:29	1
cis-1,2-Dichloroethene	ND		0.20		ug/L			07/26/19 19:29	1
cis-1,3-Dichloropropene	ND		0.20		ug/L			07/26/19 19:29	1
Dibromochloromethane	ND		0.20		ug/L			07/26/19 19:29	1
Dibromomethane	ND		0.20		ug/L			07/26/19 19:29	1
Ethylbenzene	ND		0.20		ug/L			07/26/19 19:29	1
m,p-Xylene	ND		0.50		ug/L			07/26/19 19:29	1
Methyl iodide	ND		0.50		ug/L			07/26/19 19:29	1
Methylene Chloride	ND		5.0		ug/L			07/26/19 19:29	1
o-Xylene	ND		0.50		ug/L			07/26/19 19:29	1
Styrene	ND		0.50		ug/L			07/26/19 19:29	1
Tetrachloroethene	ND		0.50		ug/L			07/26/19 19:29	1
Toluene	ND		0.20		ug/L			07/26/19 19:29	1
trans-1,2-Dichloroethene	ND		0.20		ug/L			07/26/19 19:29	1
trans-1,3-Dichloropropene	ND		0.20		ug/L			07/26/19 19:29	1
trans-1,4-Dichloro-2-butene	ND		2.0		ug/L			07/26/19 19:29	1
Trichloroethene	ND		0.20		ug/L			07/26/19 19:29	1
Surrogate	%Recovery	Qualifier	Limits				Prepared	Analyzed	Dil Fac
1,2-Dichloroethane-d4 (Surr)	106		80 - 120					07/26/19 19:29	1
4-Bromofluorobenzene (Surr)	88		80 - 120					07/26/19 19:29	1
Dibromofluoromethane (Surr)	99		80 - 120					07/26/19 19:29	1

Eurofins TestAmerica, Seattle

Client Sample Results

Client: SCS Engineers
Project/Site: Coupeville Solid Waste Facility

Job ID: 580-87941-1

Client Sample ID: 0719-06

Lab Sample ID: 580-87941-6

Date Collected: 07/23/19 16:00

Matrix: Water

Date Received: 07/25/19 12:55

Method: 8260C - Volatile Organic Compounds (GC/MS) (Continued)

Surrogate	%Recovery	Qualifier	Limits	Prepared	Analyzed	Dil Fac
Toluene-d8 (Surr)	98		80 - 120		07/26/19 19:29	1
Trifluorotoluene (Surr)	110		80 - 120		07/26/19 19:29	1

Method: 8260C - Volatile Organic Compounds (GC/MS) - DL

Analyte	Result	Qualifier	RL	MDL	Unit	D	Prepared	Analyzed	Dil Fac
Trichlorofluoromethane	95		5.0		ug/L			08/06/19 13:18	10
Vinyl chloride	4.1		0.20		ug/L			08/06/19 13:18	10

Surrogate	%Recovery	Qualifier	Limits	Prepared	Analyzed	Dil Fac
1,2-Dichloroethane-d4 (Surr)	103		80 - 120		08/06/19 13:18	10
4-Bromofluorobenzene (Surr)	89		80 - 120		08/06/19 13:18	10
Dibromofluoromethane (Surr)	107		80 - 120		08/06/19 13:18	10
Toluene-d8 (Surr)	100		80 - 120		08/06/19 13:18	10
Trifluorotoluene (Surr)	113		80 - 120		08/06/19 13:18	10

Method: 8260C - Volatile Organic Compounds (GC/MS) - RA

Analyte	Result	Qualifier	RL	MDL	Unit	D	Prepared	Analyzed	Dil Fac
Vinyl acetate	ND		1.0		ug/L			08/01/19 20:38	1

Surrogate	%Recovery	Qualifier	Limits	Prepared	Analyzed	Dil Fac
1,2-Dichloroethane-d4 (Surr)	120		80 - 120		08/01/19 20:38	1
4-Bromofluorobenzene (Surr)	106		80 - 120		08/01/19 20:38	1
Dibromofluoromethane (Surr)	109		80 - 120		08/01/19 20:38	1
Toluene-d8 (Surr)	97		80 - 120		08/01/19 20:38	1
Trifluorotoluene (Surr)	85		80 - 120		08/01/19 20:38	1

Method: 6010C - Metals (ICP) - Dissolved

Analyte	Result	Qualifier	RL	MDL	Unit	D	Prepared	Analyzed	Dil Fac
Calcium	250		1.1		mg/L		07/29/19 10:37	07/30/19 18:59	1
Iron	ND		0.30		mg/L		07/29/19 10:37	07/30/19 18:59	1
Magnesium	100		1.1		mg/L		07/29/19 10:37	07/30/19 18:59	1
Manganese	0.74		0.020		mg/L		07/29/19 10:37	07/30/19 18:59	1
Potassium	8.8		3.3		mg/L		07/29/19 10:37	07/30/19 18:59	1
Sodium	35		2.0		mg/L		07/29/19 10:37	07/30/19 18:59	1

Method: 6020A - Metals (ICP/MS) - Total Recoverable

Analyte	Result	Qualifier	RL	MDL	Unit	D	Prepared	Analyzed	Dil Fac
Antimony	0.00047		0.00040		mg/L		07/29/19 15:21	07/30/19 15:11	1
Arsenic	0.0021		0.0010		mg/L		07/29/19 15:21	07/30/19 15:11	1
Barium	0.059		0.0012		mg/L		07/29/19 15:21	07/30/19 15:11	1
Beryllium	ND		0.00040		mg/L		07/29/19 15:21	07/30/19 15:11	1
Cadmium	ND		0.00040		mg/L		07/29/19 15:21	07/30/19 15:11	1
Chromium	0.00059		0.00040		mg/L		07/29/19 15:21	07/30/19 15:11	1
Cobalt	0.0027		0.00040		mg/L		07/29/19 15:21	07/30/19 15:11	1
Copper	ND		0.0020		mg/L		07/29/19 15:21	07/30/19 15:11	1
Lead	ND		0.00080		mg/L		07/29/19 15:21	07/30/19 15:11	1
Nickel	0.026		0.0030		mg/L		07/29/19 15:21	07/30/19 15:11	1
Selenium	ND		0.0080		mg/L		07/29/19 15:21	07/30/19 15:11	1
Silver	ND		0.00040		mg/L		07/29/19 15:21	07/30/19 15:11	1
Thallium	ND		0.0010		mg/L		07/29/19 15:21	07/30/19 15:11	1

Eurofins TestAmerica, Seattle

Client Sample Results

Client: SCS Engineers
 Project/Site: Coupeville Solid Waste Facility

Job ID: 580-87941-1

Client Sample ID: 0719-06

Lab Sample ID: 580-87941-6

Date Collected: 07/23/19 16:00

Matrix: Water

Date Received: 07/25/19 12:55

Method: 6020A - Metals (ICP/MS) - Total Recoverable (Continued)

Analyte	Result	Qualifier	RL	MDL	Unit	D	Prepared	Analyzed	Dil Fac
Vanadium	0.0046		0.0040		mg/L		07/29/19 15:21	07/30/19 15:11	1
Zinc	ND		0.0070		mg/L		07/29/19 15:21	07/30/19 15:11	1

General Chemistry

Analyte	Result	Qualifier	RL	MDL	Unit	D	Prepared	Analyzed	Dil Fac
Fluoride	0.43		0.20		mg/L			08/02/19 19:12	1
Chloride	44		0.90		mg/L			08/02/19 19:12	1
Sulfate	170		12		mg/L			08/05/19 17:14	10
Ammonia	ND		0.50		mg/L		07/26/19 10:19	07/27/19 10:24	1
Nitrate Nitrite as N	ND	F1	0.15		mg/L			08/05/19 19:15	1
Total Organic Carbon	17		1.0		mg/L			08/08/19 03:29	1

Analyte	Result	Qualifier	RL	RL	Unit	D	Prepared	Analyzed	Dil Fac
Alkalinity	790		5.0		mg/L			08/01/19 14:32	1
Bicarbonate Alkalinity as CaCO3	790		5.0		mg/L			08/01/19 14:32	1
Carbonate Alkalinity as CaCO3	ND		5.0		mg/L			08/01/19 14:32	1
Hydroxide Alkalinity as CaCO3	ND		5.0		mg/L			08/01/19 14:32	1
Total Dissolved Solids	1200		10		mg/L			07/27/19 15:38	1
Chemical Oxygen Demand	44		10		mg/L		08/06/19 09:15	08/06/19 09:15	1

Client Sample Results

Client: SCS Engineers
Project/Site: Coupeville Solid Waste Facility

Job ID: 580-87941-1

Client Sample ID: 0719-07

Lab Sample ID: 580-87941-7

Date Collected: 07/23/19 17:05

Matrix: Water

Date Received: 07/25/19 12:55

Method: 8260C - Volatile Organic Compounds (GC/MS)

Analyte	Result	Qualifier	RL	MDL	Unit	D	Prepared	Analyzed	Dil Fac
1,1,1,2-Tetrachloroethane	ND		0.30		ug/L			07/26/19 19:56	1
1,1,1-Trichloroethane	ND		0.20		ug/L			07/26/19 19:56	1
1,1,2,2-Tetrachloroethane	ND		0.20		ug/L			07/26/19 19:56	1
1,1,2-Trichloroethane	ND		0.20		ug/L			07/26/19 19:56	1
1,1-Dichloroethane	ND		0.20		ug/L			07/26/19 19:56	1
1,1-Dichloroethene	ND		0.20		ug/L			07/26/19 19:56	1
1,2,3-Trichloropropane	ND		0.20		ug/L			07/26/19 19:56	1
1,2-Dibromo-3-Chloropropane	ND		2.0		ug/L			07/26/19 19:56	1
1,2-Dibromoethane	ND		0.10		ug/L			07/26/19 19:56	1
1,2-Dichlorobenzene	ND		0.30		ug/L			07/26/19 19:56	1
1,2-Dichloroethane	ND		0.20		ug/L			07/26/19 19:56	1
1,2-Dichloropropane	ND		0.20		ug/L			07/26/19 19:56	1
1,4-Dichlorobenzene	ND		0.30		ug/L			07/26/19 19:56	1
2-Butanone	ND		10		ug/L			07/26/19 19:56	1
2-Hexanone	ND		3.0		ug/L			07/26/19 19:56	1
4-Methyl-2-pentanone	ND		5.0		ug/L			07/26/19 19:56	1
Acetone	ND		6.0		ug/L			07/26/19 19:56	1
Acrylonitrile	ND		10		ug/L			07/26/19 19:56	1
Benzene	ND		0.20		ug/L			07/26/19 19:56	1
Bromochloromethane	ND		0.20		ug/L			07/26/19 19:56	1
Bromodichloromethane	ND		0.20		ug/L			07/26/19 19:56	1
Bromoform	ND		0.50		ug/L			07/26/19 19:56	1
Bromomethane	ND *		0.50		ug/L			07/26/19 19:56	1
Carbon disulfide	ND		0.30		ug/L			07/26/19 19:56	1
Carbon tetrachloride	ND		0.20		ug/L			07/26/19 19:56	1
Chlorobenzene	ND		0.20		ug/L			07/26/19 19:56	1
Chloroethane	ND		0.50		ug/L			07/26/19 19:56	1
Chloroform	ND		0.20		ug/L			07/26/19 19:56	1
Chloromethane	ND *		0.50		ug/L			07/26/19 19:56	1
cis-1,2-Dichloroethene	ND		0.20		ug/L			07/26/19 19:56	1
cis-1,3-Dichloropropene	ND		0.20		ug/L			07/26/19 19:56	1
Dibromochloromethane	ND		0.20		ug/L			07/26/19 19:56	1
Dibromomethane	ND		0.20		ug/L			07/26/19 19:56	1
Ethylbenzene	ND		0.20		ug/L			07/26/19 19:56	1
m,p-Xylene	ND		0.50		ug/L			07/26/19 19:56	1
Methyl iodide	ND		0.50		ug/L			07/26/19 19:56	1
Methylene Chloride	ND		5.0		ug/L			07/26/19 19:56	1
o-Xylene	ND		0.50		ug/L			07/26/19 19:56	1
Styrene	ND		0.50		ug/L			07/26/19 19:56	1
Tetrachloroethene	ND		0.50		ug/L			07/26/19 19:56	1
Toluene	ND		0.20		ug/L			07/26/19 19:56	1
trans-1,2-Dichloroethene	ND		0.20		ug/L			07/26/19 19:56	1
trans-1,3-Dichloropropene	ND		0.20		ug/L			07/26/19 19:56	1
trans-1,4-Dichloro-2-butene	ND		2.0		ug/L			07/26/19 19:56	1
Trichloroethene	ND		0.20		ug/L			07/26/19 19:56	1
Trichlorofluoromethane	ND		0.50		ug/L			07/26/19 19:56	1
Vinyl chloride	ND *		0.020		ug/L			07/26/19 19:56	1

Surrogate	%Recovery	Qualifier	Limits	Prepared	Analyzed	Dil Fac
1,2-Dichloroethane-d4 (Surr)	109		80 - 120		07/26/19 19:56	1

Eurofins TestAmerica, Seattle

Client Sample Results

Client: SCS Engineers
Project/Site: Coupeville Solid Waste Facility

Job ID: 580-87941-1

Client Sample ID: 0719-07

Lab Sample ID: 580-87941-7

Date Collected: 07/23/19 17:05

Matrix: Water

Date Received: 07/25/19 12:55

Method: 8260C - Volatile Organic Compounds (GC/MS) (Continued)

Surrogate	%Recovery	Qualifier	Limits	Prepared	Analyzed	Dil Fac
4-Bromofluorobenzene (Surr)	90		80 - 120		07/26/19 19:56	1
Dibromofluoromethane (Surr)	103		80 - 120		07/26/19 19:56	1
Toluene-d8 (Surr)	100		80 - 120		07/26/19 19:56	1
Trifluorotoluene (Surr)	105		80 - 120		07/26/19 19:56	1

Method: 8260C - Volatile Organic Compounds (GC/MS) - RA

Analyte	Result	Qualifier	RL	MDL	Unit	D	Prepared	Analyzed	Dil Fac
Vinyl acetate	ND		1.0		ug/L			08/01/19 21:04	1

Surrogate	%Recovery	Qualifier	Limits	Prepared	Analyzed	Dil Fac
1,2-Dichloroethane-d4 (Surr)	119		80 - 120		08/01/19 21:04	1
4-Bromofluorobenzene (Surr)	106		80 - 120		08/01/19 21:04	1
Dibromofluoromethane (Surr)	110		80 - 120		08/01/19 21:04	1
Toluene-d8 (Surr)	96		80 - 120		08/01/19 21:04	1
Trifluorotoluene (Surr)	88		80 - 120		08/01/19 21:04	1

Method: 6010C - Metals (ICP) - Dissolved

Analyte	Result	Qualifier	RL	MDL	Unit	D	Prepared	Analyzed	Dil Fac
Calcium	61		1.1		mg/L		07/29/19 10:37	07/30/19 19:02	1
Iron	1.1		0.30		mg/L		07/29/19 10:37	07/30/19 19:02	1
Magnesium	31		1.1		mg/L		07/29/19 10:37	07/30/19 19:02	1
Manganese	0.70		0.020		mg/L		07/29/19 10:37	07/30/19 19:02	1
Potassium	5.8		3.3		mg/L		07/29/19 10:37	07/30/19 19:02	1
Sodium	37		2.0		mg/L		07/29/19 10:37	07/30/19 19:02	1

Method: 6020A - Metals (ICP/MS) - Total Recoverable

Analyte	Result	Qualifier	RL	MDL	Unit	D	Prepared	Analyzed	Dil Fac
Antimony	ND		0.00040		mg/L		07/29/19 15:21	07/30/19 15:15	1
Arsenic	0.0014		0.0010		mg/L		07/29/19 15:21	07/30/19 15:15	1
Barium	0.087		0.0012		mg/L		07/29/19 15:21	07/30/19 15:15	1
Beryllium	ND		0.00040		mg/L		07/29/19 15:21	07/30/19 15:15	1
Cadmium	ND		0.00040		mg/L		07/29/19 15:21	07/30/19 15:15	1
Chromium	ND		0.00040		mg/L		07/29/19 15:21	07/30/19 15:15	1
Cobalt	ND		0.00040		mg/L		07/29/19 15:21	07/30/19 15:15	1
Copper	ND		0.0020		mg/L		07/29/19 15:21	07/30/19 15:15	1
Lead	ND		0.00080		mg/L		07/29/19 15:21	07/30/19 15:15	1
Nickel	ND		0.0030		mg/L		07/29/19 15:21	07/30/19 15:15	1
Selenium	ND		0.0080		mg/L		07/29/19 15:21	07/30/19 15:15	1
Silver	ND		0.00040		mg/L		07/29/19 15:21	07/30/19 15:15	1
Thallium	ND		0.0010		mg/L		07/29/19 15:21	07/30/19 15:15	1
Vanadium	ND		0.0040		mg/L		07/29/19 15:21	07/30/19 15:15	1
Zinc	ND		0.0070		mg/L		07/29/19 15:21	07/30/19 15:15	1

General Chemistry

Analyte	Result	Qualifier	RL	MDL	Unit	D	Prepared	Analyzed	Dil Fac
Fluoride	ND		0.20		mg/L			08/02/19 19:24	1
Chloride	20		0.90		mg/L			08/02/19 19:24	1
Sulfate	32		1.2		mg/L			08/02/19 19:24	1
Ammonia	ND		0.50		mg/L		07/26/19 10:19	07/27/19 10:24	1
Nitrate Nitrite as N	ND		0.15		mg/L			08/05/19 19:19	1

Eurofins TestAmerica, Seattle

Client Sample Results

Client: SCS Engineers
 Project/Site: Coupeville Solid Waste Facility

Job ID: 580-87941-1

Client Sample ID: 0719-07

Lab Sample ID: 580-87941-7

Date Collected: 07/23/19 17:05

Matrix: Water

Date Received: 07/25/19 12:55

General Chemistry (Continued)

Analyte	Result	Qualifier	RL	MDL	Unit	D	Prepared	Analyzed	Dil Fac
Total Organic Carbon	1.7		1.0		mg/L			08/08/19 04:21	1
Analyte	Result	Qualifier	RL	RL	Unit	D	Prepared	Analyzed	Dil Fac
Alkalinity	270		5.0		mg/L			08/01/19 14:32	1
Bicarbonate Alkalinity as CaCO3	270		5.0		mg/L			08/01/19 14:32	1
Carbonate Alkalinity as CaCO3	ND		5.0		mg/L			08/01/19 14:32	1
Hydroxide Alkalinity as CaCO3	ND		5.0		mg/L			08/01/19 14:32	1
Total Dissolved Solids	380		10		mg/L			07/30/19 15:03	1
Chemical Oxygen Demand	ND		10		mg/L		08/06/19 09:15	08/06/19 09:15	1

Client Sample Results

Client: SCS Engineers
Project/Site: Coupeville Solid Waste Facility

Job ID: 580-87941-1

Client Sample ID: 0719-08

Lab Sample ID: 580-87941-8

Date Collected: 07/24/19 09:40

Matrix: Water

Date Received: 07/25/19 12:55

Method: 8260C - Volatile Organic Compounds (GC/MS)

Analyte	Result	Qualifier	RL	MDL	Unit	D	Prepared	Analyzed	Dil Fac
1,1,1,2-Tetrachloroethane	ND		0.30		ug/L			07/26/19 23:55	1
1,1,1-Trichloroethane	ND		0.20		ug/L			07/26/19 23:55	1
1,1,2,2-Tetrachloroethane	ND		0.20		ug/L			07/26/19 23:55	1
1,1,2-Trichloroethane	ND		0.20		ug/L			07/26/19 23:55	1
1,1-Dichloroethane	ND		0.20		ug/L			07/26/19 23:55	1
1,1-Dichloroethene	ND		0.20		ug/L			07/26/19 23:55	1
1,2,3-Trichloropropane	ND		0.20		ug/L			07/26/19 23:55	1
1,2-Dibromo-3-Chloropropane	ND		2.0		ug/L			07/26/19 23:55	1
1,2-Dibromoethane	ND		0.10		ug/L			07/26/19 23:55	1
1,2-Dichlorobenzene	ND		0.30		ug/L			07/26/19 23:55	1
1,2-Dichloroethane	ND		0.20		ug/L			07/26/19 23:55	1
1,2-Dichloropropane	ND		0.20		ug/L			07/26/19 23:55	1
1,4-Dichlorobenzene	ND		0.30		ug/L			07/26/19 23:55	1
2-Butanone	ND		10		ug/L			07/26/19 23:55	1
2-Hexanone	ND		3.0		ug/L			07/26/19 23:55	1
4-Methyl-2-pentanone	ND		5.0		ug/L			07/26/19 23:55	1
Acetone	ND		6.0		ug/L			07/26/19 23:55	1
Acrylonitrile	ND		10		ug/L			07/26/19 23:55	1
Benzene	ND		0.20		ug/L			07/26/19 23:55	1
Bromochloromethane	ND		0.20		ug/L			07/26/19 23:55	1
Bromodichloromethane	ND		0.20		ug/L			07/26/19 23:55	1
Bromoform	ND		0.50		ug/L			07/26/19 23:55	1
Bromomethane	ND *		0.50		ug/L			07/26/19 23:55	1
Carbon disulfide	ND		0.30		ug/L			07/26/19 23:55	1
Carbon tetrachloride	ND		0.20		ug/L			07/26/19 23:55	1
Chlorobenzene	ND		0.20		ug/L			07/26/19 23:55	1
Chloroethane	ND		0.50		ug/L			07/26/19 23:55	1
Chloroform	ND		0.20		ug/L			07/26/19 23:55	1
Chloromethane	ND *		0.50		ug/L			07/26/19 23:55	1
cis-1,2-Dichloroethene	ND		0.20		ug/L			07/26/19 23:55	1
cis-1,3-Dichloropropene	ND		0.20		ug/L			07/26/19 23:55	1
Dibromochloromethane	ND		0.20		ug/L			07/26/19 23:55	1
Dibromomethane	ND		0.20		ug/L			07/26/19 23:55	1
Ethylbenzene	ND		0.20		ug/L			07/26/19 23:55	1
m,p-Xylene	ND		0.50		ug/L			07/26/19 23:55	1
Methyl iodide	ND		0.50		ug/L			07/26/19 23:55	1
Methylene Chloride	ND		5.0		ug/L			07/26/19 23:55	1
o-Xylene	ND		0.50		ug/L			07/26/19 23:55	1
Styrene	ND		0.50		ug/L			07/26/19 23:55	1
Tetrachloroethene	ND		0.50		ug/L			07/26/19 23:55	1
Toluene	ND		0.20		ug/L			07/26/19 23:55	1
trans-1,2-Dichloroethene	ND		0.20		ug/L			07/26/19 23:55	1
trans-1,3-Dichloropropene	ND		0.20		ug/L			07/26/19 23:55	1
trans-1,4-Dichloro-2-butene	ND		2.0		ug/L			07/26/19 23:55	1
Trichloroethene	ND		0.20		ug/L			07/26/19 23:55	1
Trichlorofluoromethane	ND		0.50		ug/L			07/26/19 23:55	1
Vinyl chloride	ND *		0.020		ug/L			07/26/19 23:55	1

Surrogate	%Recovery	Qualifier	Limits	Prepared	Analyzed	Dil Fac
1,2-Dichloroethane-d4 (Surr)	108		80 - 120		07/26/19 23:55	1

Eurofins TestAmerica, Seattle

Client Sample Results

Client: SCS Engineers
Project/Site: Coupeville Solid Waste Facility

Job ID: 580-87941-1

Client Sample ID: 0719-08

Lab Sample ID: 580-87941-8

Date Collected: 07/24/19 09:40

Matrix: Water

Date Received: 07/25/19 12:55

Method: 8260C - Volatile Organic Compounds (GC/MS) (Continued)

Surrogate	%Recovery	Qualifier	Limits	Prepared	Analyzed	Dil Fac
4-Bromofluorobenzene (Surr)	89		80 - 120		07/26/19 23:55	1
Dibromofluoromethane (Surr)	105		80 - 120		07/26/19 23:55	1
Toluene-d8 (Surr)	99		80 - 120		07/26/19 23:55	1
Trifluorotoluene (Surr)	105		80 - 120		07/26/19 23:55	1

Method: 8260C - Volatile Organic Compounds (GC/MS) - RA

Analyte	Result	Qualifier	RL	MDL	Unit	D	Prepared	Analyzed	Dil Fac
Vinyl acetate	ND		1.0		ug/L			08/01/19 21:31	1

Surrogate	%Recovery	Qualifier	Limits	Prepared	Analyzed	Dil Fac
1,2-Dichloroethane-d4 (Surr)	117		80 - 120		08/01/19 21:31	1
4-Bromofluorobenzene (Surr)	105		80 - 120		08/01/19 21:31	1
Dibromofluoromethane (Surr)	110		80 - 120		08/01/19 21:31	1
Toluene-d8 (Surr)	97		80 - 120		08/01/19 21:31	1
Trifluorotoluene (Surr)	88		80 - 120		08/01/19 21:31	1

Method: 6010C - Metals (ICP) - Dissolved

Analyte	Result	Qualifier	RL	MDL	Unit	D	Prepared	Analyzed	Dil Fac
Calcium	81		1.1		mg/L		07/29/19 10:37	07/30/19 19:05	1
Iron	ND		0.30		mg/L		07/29/19 10:37	07/30/19 19:05	1
Magnesium	46		1.1		mg/L		07/29/19 10:37	07/30/19 19:05	1
Manganese	ND		0.020		mg/L		07/29/19 10:37	07/30/19 19:05	1
Potassium	5.4		3.3		mg/L		07/29/19 10:37	07/30/19 19:05	1
Sodium	30		2.0		mg/L		07/29/19 10:37	07/30/19 19:05	1

Method: 6020A - Metals (ICP/MS) - Total Recoverable

Analyte	Result	Qualifier	RL	MDL	Unit	D	Prepared	Analyzed	Dil Fac
Antimony	0.00045		0.00040		mg/L		07/29/19 15:21	07/30/19 15:19	1
Arsenic	0.0037		0.0010		mg/L		07/29/19 15:21	07/30/19 15:19	1
Barium	0.019		0.0012		mg/L		07/29/19 15:21	07/30/19 15:19	1
Beryllium	ND		0.00040		mg/L		07/29/19 15:21	07/30/19 15:19	1
Cadmium	ND		0.00040		mg/L		07/29/19 15:21	07/30/19 15:19	1
Chromium	0.0020		0.00040		mg/L		07/29/19 15:21	07/30/19 15:19	1
Cobalt	ND		0.00040		mg/L		07/29/19 15:21	07/30/19 15:19	1
Copper	0.0022		0.0020		mg/L		07/29/19 15:21	07/30/19 15:19	1
Lead	ND		0.00080		mg/L		07/29/19 15:21	07/30/19 15:19	1
Nickel	ND		0.0030		mg/L		07/29/19 15:21	07/30/19 15:19	1
Selenium	ND		0.0080		mg/L		07/29/19 15:21	07/30/19 15:19	1
Silver	ND		0.00040		mg/L		07/29/19 15:21	07/30/19 15:19	1
Thallium	ND		0.0010		mg/L		07/29/19 15:21	07/30/19 15:19	1
Vanadium	0.0070		0.0040		mg/L		07/29/19 15:21	07/30/19 15:19	1
Zinc	ND		0.0070		mg/L		07/29/19 15:21	07/30/19 15:19	1

General Chemistry

Analyte	Result	Qualifier	RL	MDL	Unit	D	Prepared	Analyzed	Dil Fac
Fluoride	ND		0.20		mg/L			08/02/19 19:35	1
Chloride	64		0.90		mg/L			08/02/19 19:35	1
Sulfate	51		1.2		mg/L			08/02/19 19:35	1
Ammonia	ND		0.50		mg/L		07/26/19 10:19	07/27/19 10:24	1
Nitrate Nitrite as N	0.15		0.15		mg/L			08/05/19 19:20	1

Eurofins TestAmerica, Seattle

Client Sample Results

Client: SCS Engineers
 Project/Site: Coupeville Solid Waste Facility

Job ID: 580-87941-1

Client Sample ID: 0719-08

Lab Sample ID: 580-87941-8

Date Collected: 07/24/19 09:40

Matrix: Water

Date Received: 07/25/19 12:55

General Chemistry (Continued)

Analyte	Result	Qualifier	RL	MDL	Unit	D	Prepared	Analyzed	Dil Fac
Total Organic Carbon	ND		1.0		mg/L			08/08/19 04:36	1
Analyte	Result	Qualifier	RL	RL	Unit	D	Prepared	Analyzed	Dil Fac
Alkalinity	290		5.0		mg/L			08/01/19 14:32	1
Bicarbonate Alkalinity as CaCO3	290		5.0		mg/L			08/01/19 14:32	1
Carbonate Alkalinity as CaCO3	ND		5.0		mg/L			08/01/19 14:32	1
Hydroxide Alkalinity as CaCO3	ND		5.0		mg/L			08/01/19 14:32	1
Total Dissolved Solids	470		10		mg/L			07/30/19 15:03	1
Chemical Oxygen Demand	ND		10		mg/L		08/06/19 09:15	08/06/19 09:15	1

Client Sample Results

Client: SCS Engineers
Project/Site: Coupeville Solid Waste Facility

Job ID: 580-87941-1

Client Sample ID: 0719-09

Lab Sample ID: 580-87941-9

Date Collected: 07/24/19 10:40

Matrix: Water

Date Received: 07/25/19 12:55

Method: 8260C - Volatile Organic Compounds (GC/MS)

Analyte	Result	Qualifier	RL	MDL	Unit	D	Prepared	Analyzed	Dil Fac
1,1,1,2-Tetrachloroethane	ND		0.30		ug/L			07/27/19 00:22	1
1,1,1-Trichloroethane	ND		0.20		ug/L			07/27/19 00:22	1
1,1,2,2-Tetrachloroethane	ND		0.20		ug/L			07/27/19 00:22	1
1,1,2-Trichloroethane	ND		0.20		ug/L			07/27/19 00:22	1
1,1-Dichloroethane	ND		0.20		ug/L			07/27/19 00:22	1
1,1-Dichloroethene	ND		0.20		ug/L			07/27/19 00:22	1
1,2,3-Trichloropropane	ND		0.20		ug/L			07/27/19 00:22	1
1,2-Dibromo-3-Chloropropane	ND		2.0		ug/L			07/27/19 00:22	1
1,2-Dibromoethane	ND		0.10		ug/L			07/27/19 00:22	1
1,2-Dichlorobenzene	ND		0.30		ug/L			07/27/19 00:22	1
1,2-Dichloroethane	ND		0.20		ug/L			07/27/19 00:22	1
1,2-Dichloropropane	ND		0.20		ug/L			07/27/19 00:22	1
1,4-Dichlorobenzene	ND		0.30		ug/L			07/27/19 00:22	1
2-Butanone	ND		10		ug/L			07/27/19 00:22	1
2-Hexanone	ND		3.0		ug/L			07/27/19 00:22	1
4-Methyl-2-pentanone	ND		5.0		ug/L			07/27/19 00:22	1
Acetone	ND		6.0		ug/L			07/27/19 00:22	1
Acrylonitrile	ND		10		ug/L			07/27/19 00:22	1
Benzene	ND		0.20		ug/L			07/27/19 00:22	1
Bromochloromethane	ND		0.20		ug/L			07/27/19 00:22	1
Bromodichloromethane	ND		0.20		ug/L			07/27/19 00:22	1
Bromoform	ND		0.50		ug/L			07/27/19 00:22	1
Bromomethane	ND *		0.50		ug/L			07/27/19 00:22	1
Carbon disulfide	ND		0.30		ug/L			07/27/19 00:22	1
Carbon tetrachloride	ND		0.20		ug/L			07/27/19 00:22	1
Chlorobenzene	ND		0.20		ug/L			07/27/19 00:22	1
Chloroethane	ND		0.50		ug/L			07/27/19 00:22	1
Chloroform	ND		0.20		ug/L			07/27/19 00:22	1
Chloromethane	ND *		0.50		ug/L			07/27/19 00:22	1
cis-1,2-Dichloroethene	ND		0.20		ug/L			07/27/19 00:22	1
cis-1,3-Dichloropropene	ND		0.20		ug/L			07/27/19 00:22	1
Dibromochloromethane	ND		0.20		ug/L			07/27/19 00:22	1
Dibromomethane	ND		0.20		ug/L			07/27/19 00:22	1
Ethylbenzene	ND		0.20		ug/L			07/27/19 00:22	1
m,p-Xylene	ND		0.50		ug/L			07/27/19 00:22	1
Methyl iodide	ND		0.50		ug/L			07/27/19 00:22	1
Methylene Chloride	ND		5.0		ug/L			07/27/19 00:22	1
o-Xylene	ND		0.50		ug/L			07/27/19 00:22	1
Styrene	ND		0.50		ug/L			07/27/19 00:22	1
Tetrachloroethene	ND		0.50		ug/L			07/27/19 00:22	1
Toluene	ND		0.20		ug/L			07/27/19 00:22	1
trans-1,2-Dichloroethene	ND		0.20		ug/L			07/27/19 00:22	1
trans-1,3-Dichloropropene	ND		0.20		ug/L			07/27/19 00:22	1
trans-1,4-Dichloro-2-butene	ND		2.0		ug/L			07/27/19 00:22	1
Trichloroethene	ND		0.20		ug/L			07/27/19 00:22	1
Trichlorofluoromethane	0.70		0.50		ug/L			07/27/19 00:22	1
Vinyl chloride	ND *		0.020		ug/L			07/27/19 00:22	1

Surrogate	%Recovery	Qualifier	Limits	Prepared	Analyzed	Dil Fac
1,2-Dichloroethane-d4 (Surr)	112		80 - 120		07/27/19 00:22	1

Eurofins TestAmerica, Seattle

Client Sample Results

Client: SCS Engineers
Project/Site: Coupeville Solid Waste Facility

Job ID: 580-87941-1

Client Sample ID: 0719-09

Lab Sample ID: 580-87941-9

Date Collected: 07/24/19 10:40

Matrix: Water

Date Received: 07/25/19 12:55

Method: 8260C - Volatile Organic Compounds (GC/MS) (Continued)

Surrogate	%Recovery	Qualifier	Limits	Prepared	Analyzed	Dil Fac
4-Bromofluorobenzene (Surr)	88		80 - 120		07/27/19 00:22	1
Dibromofluoromethane (Surr)	105		80 - 120		07/27/19 00:22	1
Toluene-d8 (Surr)	99		80 - 120		07/27/19 00:22	1
Trifluorotoluene (Surr)	105		80 - 120		07/27/19 00:22	1

Method: 8260C - Volatile Organic Compounds (GC/MS) - RA

Analyte	Result	Qualifier	RL	MDL	Unit	D	Prepared	Analyzed	Dil Fac
Vinyl acetate	ND		1.0		ug/L			08/01/19 21:57	1

Surrogate	%Recovery	Qualifier	Limits	Prepared	Analyzed	Dil Fac
1,2-Dichloroethane-d4 (Surr)	121	X	80 - 120		08/01/19 21:57	1
4-Bromofluorobenzene (Surr)	106		80 - 120		08/01/19 21:57	1
Dibromofluoromethane (Surr)	109		80 - 120		08/01/19 21:57	1
Toluene-d8 (Surr)	97		80 - 120		08/01/19 21:57	1
Trifluorotoluene (Surr)	87		80 - 120		08/01/19 21:57	1

Method: 6010C - Metals (ICP) - Dissolved

Analyte	Result	Qualifier	RL	MDL	Unit	D	Prepared	Analyzed	Dil Fac
Calcium	120		1.1		mg/L		07/29/19 10:37	07/30/19 19:09	1
Iron	0.36		0.30		mg/L		07/29/19 10:37	07/30/19 19:09	1
Magnesium	77		1.1		mg/L		07/29/19 10:37	07/30/19 19:09	1
Manganese	0.022		0.020		mg/L		07/29/19 10:37	07/30/19 19:09	1
Potassium	8.3		3.3		mg/L		07/29/19 10:37	07/30/19 19:09	1
Sodium	42		2.0		mg/L		07/29/19 10:37	07/30/19 19:09	1

Method: 6020A - Metals (ICP/MS) - Total Recoverable

Analyte	Result	Qualifier	RL	MDL	Unit	D	Prepared	Analyzed	Dil Fac
Antimony	ND		0.00040		mg/L		07/29/19 15:21	07/30/19 15:23	1
Arsenic	0.0033		0.0010		mg/L		07/29/19 15:21	07/30/19 15:23	1
Barium	0.030		0.0012		mg/L		07/29/19 15:21	07/30/19 15:23	1
Beryllium	ND		0.00040		mg/L		07/29/19 15:21	07/30/19 15:23	1
Cadmium	ND		0.00040		mg/L		07/29/19 15:21	07/30/19 15:23	1
Chromium	0.00043		0.00040		mg/L		07/29/19 15:21	07/30/19 15:23	1
Cobalt	ND		0.00040		mg/L		07/29/19 15:21	07/30/19 15:23	1
Copper	ND		0.0020		mg/L		07/29/19 15:21	07/30/19 15:23	1
Lead	ND		0.00080		mg/L		07/29/19 15:21	07/30/19 15:23	1
Nickel	0.0049		0.0030		mg/L		07/29/19 15:21	07/30/19 15:23	1
Selenium	ND		0.0080		mg/L		07/29/19 15:21	07/30/19 15:23	1
Silver	ND		0.00040		mg/L		07/29/19 15:21	07/30/19 15:23	1
Thallium	ND		0.0010		mg/L		07/29/19 15:21	07/30/19 15:23	1
Vanadium	ND		0.0040		mg/L		07/29/19 15:21	07/30/19 15:23	1
Zinc	ND		0.0070		mg/L		07/29/19 15:21	07/30/19 15:23	1

General Chemistry

Analyte	Result	Qualifier	RL	MDL	Unit	D	Prepared	Analyzed	Dil Fac
Fluoride	0.22		0.20		mg/L			08/02/19 19:47	1
Chloride	66		0.90		mg/L			08/02/19 19:47	1
Sulfate	68		1.2		mg/L			08/02/19 19:47	1
Ammonia	ND		0.50		mg/L		07/26/19 10:19	07/27/19 10:24	1
Nitrate Nitrite as N	3.8		0.75		mg/L			08/05/19 20:22	5

Eurofins TestAmerica, Seattle

Client Sample Results

Client: SCS Engineers
 Project/Site: Coupeville Solid Waste Facility

Job ID: 580-87941-1

Client Sample ID: 0719-09

Lab Sample ID: 580-87941-9

Date Collected: 07/24/19 10:40

Matrix: Water

Date Received: 07/25/19 12:55

General Chemistry (Continued)

Analyte	Result	Qualifier	RL	MDL	Unit	D	Prepared	Analyzed	Dil Fac
Total Organic Carbon	ND		1.0		mg/L			08/08/19 04:52	1
Analyte	Result	Qualifier	RL	RL	Unit	D	Prepared	Analyzed	Dil Fac
Alkalinity	440		5.0		mg/L			08/01/19 14:32	1
Bicarbonate Alkalinity as CaCO3	440		5.0		mg/L			08/01/19 14:32	1
Carbonate Alkalinity as CaCO3	ND		5.0		mg/L			08/01/19 14:32	1
Hydroxide Alkalinity as CaCO3	ND		5.0		mg/L			08/01/19 14:32	1
Total Dissolved Solids	690		10		mg/L			07/30/19 15:03	1
Chemical Oxygen Demand	ND		10		mg/L		08/06/19 09:15	08/06/19 09:15	1

Client Sample Results

Client: SCS Engineers
 Project/Site: Coupeville Solid Waste Facility

Job ID: 580-87941-1

Client Sample ID: 0719-10

Lab Sample ID: 580-87941-10

Date Collected: 07/24/19 10:50

Matrix: Water

Date Received: 07/25/19 12:55

Method: 8260C - Volatile Organic Compounds (GC/MS)

Analyte	Result	Qualifier	RL	MDL	Unit	D	Prepared	Analyzed	Dil Fac
1,1,1,2-Tetrachloroethane	ND		0.30		ug/L			07/27/19 00:48	1
1,1,1-Trichloroethane	ND		0.20		ug/L			07/27/19 00:48	1
1,1,2,2-Tetrachloroethane	ND		0.20		ug/L			07/27/19 00:48	1
1,1,2-Trichloroethane	ND		0.20		ug/L			07/27/19 00:48	1
1,1-Dichloroethane	ND		0.20		ug/L			07/27/19 00:48	1
1,1-Dichloroethene	ND		0.20		ug/L			07/27/19 00:48	1
1,2,3-Trichloropropane	ND		0.20		ug/L			07/27/19 00:48	1
1,2-Dibromo-3-Chloropropane	ND		2.0		ug/L			07/27/19 00:48	1
1,2-Dibromoethane	ND		0.10		ug/L			07/27/19 00:48	1
1,2-Dichlorobenzene	ND		0.30		ug/L			07/27/19 00:48	1
1,2-Dichloroethane	ND		0.20		ug/L			07/27/19 00:48	1
1,2-Dichloropropane	ND		0.20		ug/L			07/27/19 00:48	1
1,4-Dichlorobenzene	ND		0.30		ug/L			07/27/19 00:48	1
2-Butanone	ND		10		ug/L			07/27/19 00:48	1
2-Hexanone	ND		3.0		ug/L			07/27/19 00:48	1
4-Methyl-2-pentanone	ND		5.0		ug/L			07/27/19 00:48	1
Acetone	ND		6.0		ug/L			07/27/19 00:48	1
Acrylonitrile	ND		10		ug/L			07/27/19 00:48	1
Benzene	ND		0.20		ug/L			07/27/19 00:48	1
Bromochloromethane	ND		0.20		ug/L			07/27/19 00:48	1
Bromodichloromethane	ND		0.20		ug/L			07/27/19 00:48	1
Bromoform	ND		0.50		ug/L			07/27/19 00:48	1
Bromomethane	ND *		0.50		ug/L			07/27/19 00:48	1
Carbon disulfide	ND		0.30		ug/L			07/27/19 00:48	1
Carbon tetrachloride	ND		0.20		ug/L			07/27/19 00:48	1
Chlorobenzene	ND		0.20		ug/L			07/27/19 00:48	1
Chloroethane	ND		0.50		ug/L			07/27/19 00:48	1
Chloroform	ND		0.20		ug/L			07/27/19 00:48	1
Chloromethane	ND *		0.50		ug/L			07/27/19 00:48	1
cis-1,2-Dichloroethene	ND		0.20		ug/L			07/27/19 00:48	1
cis-1,3-Dichloropropene	ND		0.20		ug/L			07/27/19 00:48	1
Dibromochloromethane	ND		0.20		ug/L			07/27/19 00:48	1
Dibromomethane	ND		0.20		ug/L			07/27/19 00:48	1
Ethylbenzene	ND		0.20		ug/L			07/27/19 00:48	1
m,p-Xylene	ND		0.50		ug/L			07/27/19 00:48	1
Methyl iodide	ND		0.50		ug/L			07/27/19 00:48	1
Methylene Chloride	ND		5.0		ug/L			07/27/19 00:48	1
o-Xylene	ND		0.50		ug/L			07/27/19 00:48	1
Styrene	ND		0.50		ug/L			07/27/19 00:48	1
Tetrachloroethene	ND		0.50		ug/L			07/27/19 00:48	1
Toluene	ND		0.20		ug/L			07/27/19 00:48	1
trans-1,2-Dichloroethene	ND		0.20		ug/L			07/27/19 00:48	1
trans-1,3-Dichloropropene	ND		0.20		ug/L			07/27/19 00:48	1
trans-1,4-Dichloro-2-butene	ND		2.0		ug/L			07/27/19 00:48	1
Trichloroethene	ND		0.20		ug/L			07/27/19 00:48	1
Trichlorofluoromethane	0.67		0.50		ug/L			07/27/19 00:48	1
Vinyl chloride	ND *		0.020		ug/L			07/27/19 00:48	1

Surrogate	%Recovery	Qualifier	Limits	Prepared	Analyzed	Dil Fac
1,2-Dichloroethane-d4 (Surr)	108		80 - 120		07/27/19 00:48	1

Eurofins TestAmerica, Seattle

Client Sample Results

Client: SCS Engineers
Project/Site: Coupeville Solid Waste Facility

Job ID: 580-87941-1

Client Sample ID: 0719-10

Lab Sample ID: 580-87941-10

Date Collected: 07/24/19 10:50

Matrix: Water

Date Received: 07/25/19 12:55

Method: 8260C - Volatile Organic Compounds (GC/MS) (Continued)

Surrogate	%Recovery	Qualifier	Limits	Prepared	Analyzed	Dil Fac
4-Bromofluorobenzene (Surr)	89		80 - 120		07/27/19 00:48	1
Dibromofluoromethane (Surr)	102		80 - 120		07/27/19 00:48	1
Toluene-d8 (Surr)	100		80 - 120		07/27/19 00:48	1
Trifluorotoluene (Surr)	108		80 - 120		07/27/19 00:48	1

Method: 8260C - Volatile Organic Compounds (GC/MS) - RA

Analyte	Result	Qualifier	RL	MDL	Unit	D	Prepared	Analyzed	Dil Fac
Vinyl acetate	ND		1.0		ug/L			08/01/19 22:24	1

Surrogate	%Recovery	Qualifier	Limits	Prepared	Analyzed	Dil Fac
1,2-Dichloroethane-d4 (Surr)	117		80 - 120		08/01/19 22:24	1
4-Bromofluorobenzene (Surr)	103		80 - 120		08/01/19 22:24	1
Dibromofluoromethane (Surr)	107		80 - 120		08/01/19 22:24	1
Toluene-d8 (Surr)	97		80 - 120		08/01/19 22:24	1
Trifluorotoluene (Surr)	91		80 - 120		08/01/19 22:24	1

Method: 6010C - Metals (ICP) - Dissolved

Analyte	Result	Qualifier	RL	MDL	Unit	D	Prepared	Analyzed	Dil Fac
Calcium	110		1.1		mg/L		07/29/19 10:37	07/30/19 19:22	1
Iron	ND		0.30		mg/L		07/29/19 10:37	07/30/19 19:22	1
Magnesium	75		1.1		mg/L		07/29/19 10:37	07/30/19 19:22	1
Manganese	0.020		0.020		mg/L		07/29/19 10:37	07/30/19 19:22	1
Potassium	8.1		3.3		mg/L		07/29/19 10:37	07/30/19 19:22	1
Sodium	42		2.0		mg/L		07/29/19 10:37	07/30/19 19:22	1

Method: 6020A - Metals (ICP/MS) - Total Recoverable

Analyte	Result	Qualifier	RL	MDL	Unit	D	Prepared	Analyzed	Dil Fac
Antimony	ND		0.00040		mg/L		07/29/19 15:21	07/30/19 15:27	1
Arsenic	0.0032		0.0010		mg/L		07/29/19 15:21	07/30/19 15:27	1
Barium	0.029		0.0012		mg/L		07/29/19 15:21	07/30/19 15:27	1
Beryllium	ND		0.00040		mg/L		07/29/19 15:21	07/30/19 15:27	1
Cadmium	ND		0.00040		mg/L		07/29/19 15:21	07/30/19 15:27	1
Chromium	0.00043		0.00040		mg/L		07/29/19 15:21	07/30/19 15:27	1
Cobalt	ND		0.00040		mg/L		07/29/19 15:21	07/30/19 15:27	1
Copper	ND		0.0020		mg/L		07/29/19 15:21	07/30/19 15:27	1
Lead	ND		0.00080		mg/L		07/29/19 15:21	07/30/19 15:27	1
Nickel	0.0049		0.0030		mg/L		07/29/19 15:21	07/30/19 15:27	1
Selenium	ND		0.0080		mg/L		07/29/19 15:21	07/30/19 15:27	1
Silver	ND		0.00040		mg/L		07/29/19 15:21	07/30/19 15:27	1
Thallium	ND		0.0010		mg/L		07/29/19 15:21	07/30/19 15:27	1
Vanadium	ND		0.0040		mg/L		07/29/19 15:21	07/30/19 15:27	1
Zinc	ND		0.0070		mg/L		07/29/19 15:21	07/30/19 15:27	1

General Chemistry

Analyte	Result	Qualifier	RL	MDL	Unit	D	Prepared	Analyzed	Dil Fac
Fluoride	0.22		0.20		mg/L			08/02/19 19:59	1
Chloride	66		0.90		mg/L			08/02/19 19:59	1
Sulfate	68		1.2		mg/L			08/02/19 19:59	1
Ammonia	ND		0.50		mg/L		07/26/19 10:19	07/27/19 10:24	1
Nitrate Nitrite as N	3.8		0.75		mg/L			08/05/19 20:23	5

Eurofins TestAmerica, Seattle

Client Sample Results

Client: SCS Engineers
 Project/Site: Coupeville Solid Waste Facility

Job ID: 580-87941-1

Client Sample ID: 0719-10

Lab Sample ID: 580-87941-10

Date Collected: 07/24/19 10:50

Matrix: Water

Date Received: 07/25/19 12:55

General Chemistry (Continued)

Analyte	Result	Qualifier	RL	MDL	Unit	D	Prepared	Analyzed	Dil Fac
Total Organic Carbon	ND		1.0		mg/L			08/08/19 05:07	1
Analyte	Result	Qualifier	RL	RL	Unit	D	Prepared	Analyzed	Dil Fac
Alkalinity	460		5.0		mg/L			08/01/19 14:32	1
Bicarbonate Alkalinity as CaCO3	460		5.0		mg/L			08/01/19 14:32	1
Carbonate Alkalinity as CaCO3	ND		5.0		mg/L			08/01/19 14:32	1
Hydroxide Alkalinity as CaCO3	ND		5.0		mg/L			08/01/19 14:32	1
Total Dissolved Solids	670		10		mg/L			07/30/19 15:03	1
Chemical Oxygen Demand	ND		10		mg/L		08/06/19 09:15	08/06/19 09:15	1

Client Sample Results

Client: SCS Engineers
Project/Site: Coupeville Solid Waste Facility

Job ID: 580-87941-1

Client Sample ID: 0719-11

Lab Sample ID: 580-87941-11

Date Collected: 07/24/19 11:55

Matrix: Water

Date Received: 07/25/19 12:55

Method: 8260C - Volatile Organic Compounds (GC/MS)

Analyte	Result	Qualifier	RL	MDL	Unit	D	Prepared	Analyzed	Dil Fac
1,1,1,2-Tetrachloroethane	ND		0.30		ug/L			07/27/19 01:15	1
1,1,1-Trichloroethane	0.39		0.20		ug/L			07/27/19 01:15	1
1,1,2,2-Tetrachloroethane	ND		0.20		ug/L			07/27/19 01:15	1
1,1,2-Trichloroethane	ND		0.20		ug/L			07/27/19 01:15	1
1,1-Dichloroethane	ND		0.20		ug/L			07/27/19 01:15	1
1,1-Dichloroethene	ND		0.20		ug/L			07/27/19 01:15	1
1,2,3-Trichloropropane	ND		0.20		ug/L			07/27/19 01:15	1
1,2-Dibromo-3-Chloropropane	ND		2.0		ug/L			07/27/19 01:15	1
1,2-Dibromoethane	ND		0.10		ug/L			07/27/19 01:15	1
1,2-Dichlorobenzene	ND		0.30		ug/L			07/27/19 01:15	1
1,2-Dichloroethane	ND		0.20		ug/L			07/27/19 01:15	1
1,2-Dichloropropane	ND		0.20		ug/L			07/27/19 01:15	1
1,4-Dichlorobenzene	ND		0.30		ug/L			07/27/19 01:15	1
2-Butanone	ND		10		ug/L			07/27/19 01:15	1
2-Hexanone	ND		3.0		ug/L			07/27/19 01:15	1
4-Methyl-2-pentanone	ND		5.0		ug/L			07/27/19 01:15	1
Acetone	ND		6.0		ug/L			07/27/19 01:15	1
Acrylonitrile	ND		10		ug/L			07/27/19 01:15	1
Benzene	ND		0.20		ug/L			07/27/19 01:15	1
Bromochloromethane	ND		0.20		ug/L			07/27/19 01:15	1
Bromodichloromethane	ND		0.20		ug/L			07/27/19 01:15	1
Bromoform	ND		0.50		ug/L			07/27/19 01:15	1
Bromomethane	ND *		0.50		ug/L			07/27/19 01:15	1
Carbon disulfide	ND		0.30		ug/L			07/27/19 01:15	1
Carbon tetrachloride	ND		0.20		ug/L			07/27/19 01:15	1
Chlorobenzene	ND		0.20		ug/L			07/27/19 01:15	1
Chloroethane	ND		0.50		ug/L			07/27/19 01:15	1
Chloroform	ND		0.20		ug/L			07/27/19 01:15	1
Chloromethane	ND *		0.50		ug/L			07/27/19 01:15	1
cis-1,2-Dichloroethene	ND		0.20		ug/L			07/27/19 01:15	1
cis-1,3-Dichloropropene	ND		0.20		ug/L			07/27/19 01:15	1
Dibromochloromethane	ND		0.20		ug/L			07/27/19 01:15	1
Dibromomethane	ND		0.20		ug/L			07/27/19 01:15	1
Ethylbenzene	ND		0.20		ug/L			07/27/19 01:15	1
m,p-Xylene	ND		0.50		ug/L			07/27/19 01:15	1
Methyl iodide	ND		0.50		ug/L			07/27/19 01:15	1
Methylene Chloride	ND		5.0		ug/L			07/27/19 01:15	1
o-Xylene	ND		0.50		ug/L			07/27/19 01:15	1
Styrene	ND		0.50		ug/L			07/27/19 01:15	1
Tetrachloroethene	ND		0.50		ug/L			07/27/19 01:15	1
Toluene	ND		0.20		ug/L			07/27/19 01:15	1
trans-1,2-Dichloroethene	ND		0.20		ug/L			07/27/19 01:15	1
trans-1,3-Dichloropropene	ND		0.20		ug/L			07/27/19 01:15	1
trans-1,4-Dichloro-2-butene	ND		2.0		ug/L			07/27/19 01:15	1
Trichloroethene	ND		0.20		ug/L			07/27/19 01:15	1
Trichlorofluoromethane	3.1		0.50		ug/L			07/27/19 01:15	1

Surrogate	%Recovery	Qualifier	Limits	Prepared	Analyzed	Dil Fac
1,2-Dichloroethane-d4 (Surr)	111		80 - 120		07/27/19 01:15	1
4-Bromofluorobenzene (Surr)	89		80 - 120		07/27/19 01:15	1

Eurofins TestAmerica, Seattle

Client Sample Results

Client: SCS Engineers
 Project/Site: Coupeville Solid Waste Facility

Job ID: 580-87941-1

Client Sample ID: 0719-11

Lab Sample ID: 580-87941-11

Date Collected: 07/24/19 11:55

Matrix: Water

Date Received: 07/25/19 12:55

Method: 8260C - Volatile Organic Compounds (GC/MS) (Continued)

Surrogate	%Recovery	Qualifier	Limits	Prepared	Analyzed	Dil Fac
Dibromofluoromethane (Surr)	103		80 - 120		07/27/19 01:15	1
Toluene-d8 (Surr)	100		80 - 120		07/27/19 01:15	1
Trifluorotoluene (Surr)	106		80 - 120		07/27/19 01:15	1

Method: 8260C - Volatile Organic Compounds (GC/MS) - RA

Analyte	Result	Qualifier	RL	MDL	Unit	D	Prepared	Analyzed	Dil Fac
Vinyl acetate	ND		1.0		ug/L			08/01/19 22:50	1
Vinyl chloride	28		0.020		ug/L			08/06/19 12:25	1

Surrogate	%Recovery	Qualifier	Limits	Prepared	Analyzed	Dil Fac
1,2-Dichloroethane-d4 (Surr)	121	X	80 - 120		08/01/19 22:50	1
1,2-Dichloroethane-d4 (Surr)	108		80 - 120		08/06/19 12:25	1
4-Bromofluorobenzene (Surr)	103		80 - 120		08/01/19 22:50	1
4-Bromofluorobenzene (Surr)	88		80 - 120		08/06/19 12:25	1
Dibromofluoromethane (Surr)	110		80 - 120		08/01/19 22:50	1
Dibromofluoromethane (Surr)	105		80 - 120		08/06/19 12:25	1
Toluene-d8 (Surr)	95		80 - 120		08/01/19 22:50	1
Toluene-d8 (Surr)	99		80 - 120		08/06/19 12:25	1
Trifluorotoluene (Surr)	86		80 - 120		08/01/19 22:50	1
Trifluorotoluene (Surr)	108		80 - 120		08/06/19 12:25	1

Client Sample Results

Client: SCS Engineers
Project/Site: Coupeville Solid Waste Facility

Job ID: 580-87941-1

Client Sample ID: 0709-12

Lab Sample ID: 580-87941-12

Date Collected: 07/24/19 12:45

Matrix: Water

Date Received: 07/25/19 12:55

Method: 8260C - Volatile Organic Compounds (GC/MS)

Analyte	Result	Qualifier	RL	MDL	Unit	D	Prepared	Analyzed	Dil Fac
1,1,1,2-Tetrachloroethane	ND		0.30		ug/L			07/27/19 01:41	1
1,1,1-Trichloroethane	ND		0.20		ug/L			07/27/19 01:41	1
1,1,2,2-Tetrachloroethane	ND		0.20		ug/L			07/27/19 01:41	1
1,1,2-Trichloroethane	ND		0.20		ug/L			07/27/19 01:41	1
1,1-Dichloroethane	ND		0.20		ug/L			07/27/19 01:41	1
1,1-Dichloroethene	ND		0.20		ug/L			07/27/19 01:41	1
1,2,3-Trichloropropane	ND		0.20		ug/L			07/27/19 01:41	1
1,2-Dibromo-3-Chloropropane	ND		2.0		ug/L			07/27/19 01:41	1
1,2-Dibromoethane	ND		0.10		ug/L			07/27/19 01:41	1
1,2-Dichlorobenzene	ND		0.30		ug/L			07/27/19 01:41	1
1,2-Dichloroethane	ND		0.20		ug/L			07/27/19 01:41	1
1,2-Dichloropropane	ND		0.20		ug/L			07/27/19 01:41	1
1,4-Dichlorobenzene	ND		0.30		ug/L			07/27/19 01:41	1
2-Butanone	ND		10		ug/L			07/27/19 01:41	1
2-Hexanone	ND		3.0		ug/L			07/27/19 01:41	1
4-Methyl-2-pentanone	ND		5.0		ug/L			07/27/19 01:41	1
Acetone	ND		6.0		ug/L			07/27/19 01:41	1
Acrylonitrile	ND		10		ug/L			07/27/19 01:41	1
Benzene	ND		0.20		ug/L			07/27/19 01:41	1
Bromochloromethane	ND		0.20		ug/L			07/27/19 01:41	1
Bromodichloromethane	ND		0.20		ug/L			07/27/19 01:41	1
Bromoform	ND		0.50		ug/L			07/27/19 01:41	1
Bromomethane	ND *		0.50		ug/L			07/27/19 01:41	1
Carbon disulfide	ND		0.30		ug/L			07/27/19 01:41	1
Carbon tetrachloride	ND		0.20		ug/L			07/27/19 01:41	1
Chlorobenzene	ND		0.20		ug/L			07/27/19 01:41	1
Chloroethane	ND		0.50		ug/L			07/27/19 01:41	1
Chloroform	ND		0.20		ug/L			07/27/19 01:41	1
Chloromethane	ND *		0.50		ug/L			07/27/19 01:41	1
cis-1,2-Dichloroethene	ND		0.20		ug/L			07/27/19 01:41	1
cis-1,3-Dichloropropene	ND		0.20		ug/L			07/27/19 01:41	1
Dibromochloromethane	ND		0.20		ug/L			07/27/19 01:41	1
Dibromomethane	ND		0.20		ug/L			07/27/19 01:41	1
Ethylbenzene	ND		0.20		ug/L			07/27/19 01:41	1
m,p-Xylene	ND		0.50		ug/L			07/27/19 01:41	1
Methyl iodide	ND		0.50		ug/L			07/27/19 01:41	1
Methylene Chloride	ND		5.0		ug/L			07/27/19 01:41	1
o-Xylene	ND		0.50		ug/L			07/27/19 01:41	1
Styrene	ND		0.50		ug/L			07/27/19 01:41	1
Tetrachloroethene	ND		0.50		ug/L			07/27/19 01:41	1
Toluene	ND		0.20		ug/L			07/27/19 01:41	1
trans-1,2-Dichloroethene	ND		0.20		ug/L			07/27/19 01:41	1
trans-1,3-Dichloropropene	ND		0.20		ug/L			07/27/19 01:41	1
trans-1,4-Dichloro-2-butene	ND		2.0		ug/L			07/27/19 01:41	1
Trichloroethene	ND		0.20		ug/L			07/27/19 01:41	1
Trichlorofluoromethane	ND		0.50		ug/L			07/27/19 01:41	1
Vinyl chloride	ND *		0.020		ug/L			07/27/19 01:41	1

Surrogate	%Recovery	Qualifier	Limits	Prepared	Analyzed	Dil Fac
1,2-Dichloroethane-d4 (Surr)	106		80 - 120		07/27/19 01:41	1

Eurofins TestAmerica, Seattle

Client Sample Results

Client: SCS Engineers
Project/Site: Coupeville Solid Waste Facility

Job ID: 580-87941-1

Client Sample ID: 0709-12

Lab Sample ID: 580-87941-12

Date Collected: 07/24/19 12:45

Matrix: Water

Date Received: 07/25/19 12:55

Method: 8260C - Volatile Organic Compounds (GC/MS) (Continued)

Surrogate	%Recovery	Qualifier	Limits	Prepared	Analyzed	Dil Fac
4-Bromofluorobenzene (Surr)	86		80 - 120		07/27/19 01:41	1
Dibromofluoromethane (Surr)	105		80 - 120		07/27/19 01:41	1
Toluene-d8 (Surr)	101		80 - 120		07/27/19 01:41	1
Trifluorotoluene (Surr)	111		80 - 120		07/27/19 01:41	1

Method: 8260C - Volatile Organic Compounds (GC/MS) - RA

Analyte	Result	Qualifier	RL	MDL	Unit	D	Prepared	Analyzed	Dil Fac
Vinyl acetate	ND		1.0		ug/L			08/01/19 23:16	1

Surrogate	%Recovery	Qualifier	Limits	Prepared	Analyzed	Dil Fac
1,2-Dichloroethane-d4 (Surr)	122	X	80 - 120		08/01/19 23:16	1
4-Bromofluorobenzene (Surr)	105		80 - 120		08/01/19 23:16	1
Dibromofluoromethane (Surr)	112		80 - 120		08/01/19 23:16	1
Toluene-d8 (Surr)	94		80 - 120		08/01/19 23:16	1
Trifluorotoluene (Surr)	83		80 - 120		08/01/19 23:16	1

Method: 6010C - Metals (ICP) - Dissolved

Analyte	Result	Qualifier	RL	MDL	Unit	D	Prepared	Analyzed	Dil Fac
Calcium	84		1.1		mg/L		07/29/19 10:37	07/30/19 19:25	1
Iron	ND		0.30		mg/L		07/29/19 10:37	07/30/19 19:25	1
Magnesium	48		1.1		mg/L		07/29/19 10:37	07/30/19 19:25	1
Manganese	ND		0.020		mg/L		07/29/19 10:37	07/30/19 19:25	1
Potassium	5.4		3.3		mg/L		07/29/19 10:37	07/30/19 19:25	1
Sodium	33		2.0		mg/L		07/29/19 10:37	07/30/19 19:25	1

Method: 6020A - Metals (ICP/MS) - Total Recoverable

Analyte	Result	Qualifier	RL	MDL	Unit	D	Prepared	Analyzed	Dil Fac
Antimony	0.00043		0.00040		mg/L		07/29/19 15:21	07/30/19 15:32	1
Arsenic	0.0037		0.0010		mg/L		07/29/19 15:21	07/30/19 15:32	1
Barium	0.025		0.0012		mg/L		07/29/19 15:21	07/30/19 15:32	1
Beryllium	ND		0.00040		mg/L		07/29/19 15:21	07/30/19 15:32	1
Cadmium	ND		0.00040		mg/L		07/29/19 15:21	07/30/19 15:32	1
Chromium	0.0019		0.00040		mg/L		07/29/19 15:21	07/30/19 15:32	1
Cobalt	ND		0.00040		mg/L		07/29/19 15:21	07/30/19 15:32	1
Copper	0.044		0.0020		mg/L		07/29/19 15:21	07/30/19 15:32	1
Lead	ND		0.00080		mg/L		07/29/19 15:21	07/30/19 15:32	1
Nickel	ND		0.0030		mg/L		07/29/19 15:21	07/30/19 15:32	1
Selenium	ND		0.0080		mg/L		07/29/19 15:21	07/30/19 15:32	1
Silver	ND		0.00040		mg/L		07/29/19 15:21	07/30/19 15:32	1
Thallium	ND		0.0010		mg/L		07/29/19 15:21	07/30/19 15:32	1
Vanadium	ND		0.0040		mg/L		07/29/19 15:21	07/30/19 15:32	1
Zinc	0.053		0.0070		mg/L		07/29/19 15:21	07/30/19 15:32	1

General Chemistry

Analyte	Result	Qualifier	RL	MDL	Unit	D	Prepared	Analyzed	Dil Fac
Fluoride	ND		0.20		mg/L			08/02/19 20:10	1
Chloride	57		0.90		mg/L			08/02/19 20:10	1
Sulfate	45		1.2		mg/L			08/02/19 20:10	1
Ammonia	ND		0.50		mg/L		07/26/19 10:19	07/27/19 10:24	1
Nitrate Nitrite as N	1.6		0.15		mg/L			08/05/19 19:23	1

Eurofins TestAmerica, Seattle

Client Sample Results

Client: SCS Engineers
 Project/Site: Coupeville Solid Waste Facility

Job ID: 580-87941-1

Client Sample ID: 0709-12

Lab Sample ID: 580-87941-12

Date Collected: 07/24/19 12:45

Matrix: Water

Date Received: 07/25/19 12:55

General Chemistry (Continued)

Analyte	Result	Qualifier	RL	MDL	Unit	D	Prepared	Analyzed	Dil Fac
Total Organic Carbon	ND		1.0		mg/L			08/08/19 05:23	1
Analyte	Result	Qualifier	RL	RL	Unit	D	Prepared	Analyzed	Dil Fac
Alkalinity	320		5.0		mg/L			08/01/19 14:32	1
Bicarbonate Alkalinity as CaCO3	320		5.0		mg/L			08/01/19 14:32	1
Carbonate Alkalinity as CaCO3	ND		5.0		mg/L			08/01/19 14:32	1
Hydroxide Alkalinity as CaCO3	ND		5.0		mg/L			08/01/19 14:32	1
Total Dissolved Solids	520		10		mg/L			07/30/19 15:03	1
Chemical Oxygen Demand	11		10		mg/L		08/06/19 09:15	08/06/19 09:15	1

Client Sample Results

Client: SCS Engineers
Project/Site: Coupeville Solid Waste Facility

Job ID: 580-87941-1

Client Sample ID: Trip Blank

Lab Sample ID: 580-87941-13

Date Collected: 07/24/19 00:01

Matrix: Water

Date Received: 07/25/19 12:55

Method: 8260C - Volatile Organic Compounds (GC/MS)

Analyte	Result	Qualifier	RL	MDL	Unit	D	Prepared	Analyzed	Dil Fac
1,1,1,2-Tetrachloroethane	ND		0.30		ug/L			07/27/19 02:08	1
1,1,1-Trichloroethane	ND		0.20		ug/L			07/27/19 02:08	1
1,1,2,2-Tetrachloroethane	ND		0.20		ug/L			07/27/19 02:08	1
1,1,2-Trichloroethane	ND		0.20		ug/L			07/27/19 02:08	1
1,1-Dichloroethane	ND		0.20		ug/L			07/27/19 02:08	1
1,1-Dichloroethene	ND		0.20		ug/L			07/27/19 02:08	1
1,2,3-Trichloropropane	ND		0.20		ug/L			07/27/19 02:08	1
1,2-Dibromo-3-Chloropropane	ND		2.0		ug/L			07/27/19 02:08	1
1,2-Dibromoethane	ND		0.10		ug/L			07/27/19 02:08	1
1,2-Dichlorobenzene	ND		0.30		ug/L			07/27/19 02:08	1
1,2-Dichloroethane	ND		0.20		ug/L			07/27/19 02:08	1
1,2-Dichloropropane	ND		0.20		ug/L			07/27/19 02:08	1
1,4-Dichlorobenzene	ND		0.30		ug/L			07/27/19 02:08	1
2-Butanone	ND		10		ug/L			07/27/19 02:08	1
2-Hexanone	ND		3.0		ug/L			07/27/19 02:08	1
4-Methyl-2-pentanone	ND		5.0		ug/L			07/27/19 02:08	1
Acetone	ND		6.0		ug/L			07/27/19 02:08	1
Acrylonitrile	ND		10		ug/L			07/27/19 02:08	1
Benzene	ND		0.20		ug/L			07/27/19 02:08	1
Bromochloromethane	ND		0.20		ug/L			07/27/19 02:08	1
Bromodichloromethane	ND		0.20		ug/L			07/27/19 02:08	1
Bromoform	ND		0.50		ug/L			07/27/19 02:08	1
Bromomethane	ND *		0.50		ug/L			07/27/19 02:08	1
Carbon disulfide	ND		0.30		ug/L			07/27/19 02:08	1
Carbon tetrachloride	ND		0.20		ug/L			07/27/19 02:08	1
Chlorobenzene	ND		0.20		ug/L			07/27/19 02:08	1
Chloroethane	ND		0.50		ug/L			07/27/19 02:08	1
Chloroform	ND		0.20		ug/L			07/27/19 02:08	1
Chloromethane	ND *		0.50		ug/L			07/27/19 02:08	1
cis-1,2-Dichloroethene	ND		0.20		ug/L			07/27/19 02:08	1
cis-1,3-Dichloropropene	ND		0.20		ug/L			07/27/19 02:08	1
Dibromochloromethane	ND		0.20		ug/L			07/27/19 02:08	1
Dibromomethane	ND		0.20		ug/L			07/27/19 02:08	1
Ethylbenzene	ND		0.20		ug/L			07/27/19 02:08	1
m,p-Xylene	ND		0.50		ug/L			07/27/19 02:08	1
Methyl iodide	ND		0.50		ug/L			07/27/19 02:08	1
Methylene Chloride	ND		5.0		ug/L			07/27/19 02:08	1
o-Xylene	ND		0.50		ug/L			07/27/19 02:08	1
Styrene	ND		0.50		ug/L			07/27/19 02:08	1
Tetrachloroethene	ND		0.50		ug/L			07/27/19 02:08	1
Toluene	ND		0.20		ug/L			07/27/19 02:08	1
trans-1,2-Dichloroethene	ND		0.20		ug/L			07/27/19 02:08	1
trans-1,3-Dichloropropene	ND		0.20		ug/L			07/27/19 02:08	1
trans-1,4-Dichloro-2-butene	ND		2.0		ug/L			07/27/19 02:08	1
Trichloroethene	ND		0.20		ug/L			07/27/19 02:08	1
Trichlorofluoromethane	ND		0.50		ug/L			07/27/19 02:08	1
Vinyl chloride	ND *		0.020		ug/L			07/27/19 02:08	1

Surrogate	%Recovery	Qualifier	Limits	Prepared	Analyzed	Dil Fac
1,2-Dichloroethane-d4 (Surr)	110		80 - 120		07/27/19 02:08	1

Eurofins TestAmerica, Seattle

Client Sample Results

Client: SCS Engineers
 Project/Site: Coupeville Solid Waste Facility

Job ID: 580-87941-1

Client Sample ID: Trip Blank

Lab Sample ID: 580-87941-13

Date Collected: 07/24/19 00:01

Matrix: Water

Date Received: 07/25/19 12:55

Method: 8260C - Volatile Organic Compounds (GC/MS) (Continued)

Surrogate	%Recovery	Qualifier	Limits	Prepared	Analyzed	Dil Fac
4-Bromofluorobenzene (Surr)	88		80 - 120		07/27/19 02:08	1
Dibromofluoromethane (Surr)	105		80 - 120		07/27/19 02:08	1
Toluene-d8 (Surr)	98		80 - 120		07/27/19 02:08	1
Trifluorotoluene (Surr)	105		80 - 120		07/27/19 02:08	1

Method: 8260C - Volatile Organic Compounds (GC/MS) - RA

Analyte	Result	Qualifier	RL	MDL	Unit	D	Prepared	Analyzed	Dil Fac
Vinyl acetate	ND		1.0		ug/L			08/01/19 23:43	1

Surrogate	%Recovery	Qualifier	Limits	Prepared	Analyzed	Dil Fac
1,2-Dichloroethane-d4 (Surr)	117		80 - 120		08/01/19 23:43	1
4-Bromofluorobenzene (Surr)	103		80 - 120		08/01/19 23:43	1
Dibromofluoromethane (Surr)	110		80 - 120		08/01/19 23:43	1
Toluene-d8 (Surr)	97		80 - 120		08/01/19 23:43	1
Trifluorotoluene (Surr)	89		80 - 120		08/01/19 23:43	1

QC Sample Results

Client: SCS Engineers
Project/Site: Coupeville Solid Waste Facility

Job ID: 580-87941-1

Method: 8260C - Volatile Organic Compounds (GC/MS)

Lab Sample ID: MB 580-306774/7

Matrix: Water

Analysis Batch: 306774

Client Sample ID: Method Blank

Prep Type: Total/NA

Analyte	MB	MB	RL	MDL	Unit	D	Prepared	Analyzed	Dil Fac
	Result	Qualifier							
1,1,1,2-Tetrachloroethane	ND		0.30		ug/L			07/26/19 16:50	1
1,1,1-Trichloroethane	ND		0.20		ug/L			07/26/19 16:50	1
1,1,2,2-Tetrachloroethane	ND		0.20		ug/L			07/26/19 16:50	1
1,1,2-Trichloroethane	ND		0.20		ug/L			07/26/19 16:50	1
1,1-Dichloroethane	ND		0.20		ug/L			07/26/19 16:50	1
1,1-Dichloroethene	ND		0.20		ug/L			07/26/19 16:50	1
1,2,3-Trichloropropane	ND		0.20		ug/L			07/26/19 16:50	1
1,2-Dibromo-3-Chloropropane	ND		2.0		ug/L			07/26/19 16:50	1
1,2-Dibromoethane	ND		0.10		ug/L			07/26/19 16:50	1
1,2-Dichlorobenzene	ND		0.30		ug/L			07/26/19 16:50	1
1,2-Dichloroethane	ND		0.20		ug/L			07/26/19 16:50	1
1,2-Dichloropropane	ND		0.20		ug/L			07/26/19 16:50	1
1,4-Dichlorobenzene	ND		0.30		ug/L			07/26/19 16:50	1
2-Butanone	ND		10		ug/L			07/26/19 16:50	1
2-Hexanone	ND		3.0		ug/L			07/26/19 16:50	1
4-Methyl-2-pentanone	ND		5.0		ug/L			07/26/19 16:50	1
Acetone	ND		6.0		ug/L			07/26/19 16:50	1
Acrylonitrile	ND		10		ug/L			07/26/19 16:50	1
Benzene	ND		0.20		ug/L			07/26/19 16:50	1
Bromochloromethane	ND		0.20		ug/L			07/26/19 16:50	1
Bromodichloromethane	ND		0.20		ug/L			07/26/19 16:50	1
Bromoform	ND		0.50		ug/L			07/26/19 16:50	1
Bromomethane	ND		0.50		ug/L			07/26/19 16:50	1
Carbon disulfide	ND		0.30		ug/L			07/26/19 16:50	1
Carbon tetrachloride	ND		0.20		ug/L			07/26/19 16:50	1
Chlorobenzene	ND		0.20		ug/L			07/26/19 16:50	1
Chloroethane	ND		0.50		ug/L			07/26/19 16:50	1
Chloroform	ND		0.20		ug/L			07/26/19 16:50	1
Chloromethane	ND		0.50		ug/L			07/26/19 16:50	1
cis-1,2-Dichloroethene	ND		0.20		ug/L			07/26/19 16:50	1
cis-1,3-Dichloropropene	ND		0.20		ug/L			07/26/19 16:50	1
Dibromochloromethane	ND		0.20		ug/L			07/26/19 16:50	1
Dibromomethane	ND		0.20		ug/L			07/26/19 16:50	1
Ethylbenzene	ND		0.20		ug/L			07/26/19 16:50	1
m,p-Xylene	ND		0.50		ug/L			07/26/19 16:50	1
Methyl iodide	ND		0.50		ug/L			07/26/19 16:50	1
Methylene Chloride	ND		5.0		ug/L			07/26/19 16:50	1
o-Xylene	ND		0.50		ug/L			07/26/19 16:50	1
Styrene	ND		0.50		ug/L			07/26/19 16:50	1
Tetrachloroethene	ND		0.50		ug/L			07/26/19 16:50	1
Toluene	ND		0.20		ug/L			07/26/19 16:50	1
trans-1,2-Dichloroethene	ND		0.20		ug/L			07/26/19 16:50	1
trans-1,3-Dichloropropene	ND		0.20		ug/L			07/26/19 16:50	1
trans-1,4-Dichloro-2-butene	ND		2.0		ug/L			07/26/19 16:50	1
Trichloroethene	ND		0.20		ug/L			07/26/19 16:50	1
Trichlorofluoromethane	ND		0.50		ug/L			07/26/19 16:50	1
Vinyl chloride	ND		0.020		ug/L			07/26/19 16:50	1

QC Sample Results

Client: SCS Engineers
Project/Site: Coupeville Solid Waste Facility

Job ID: 580-87941-1

Method: 8260C - Volatile Organic Compounds (GC/MS) (Continued)

Lab Sample ID: MB 580-306774/7

Matrix: Water

Analysis Batch: 306774

Client Sample ID: Method Blank

Prep Type: Total/NA

Surrogate	MB MB		Limits	Prepared	Analyzed	Dil Fac
	%Recovery	Qualifier				
1,2-Dichloroethane-d4 (Surr)	108		80 - 120		07/26/19 16:50	1
4-Bromofluorobenzene (Surr)	89		80 - 120		07/26/19 16:50	1
Dibromofluoromethane (Surr)	108		80 - 120		07/26/19 16:50	1
Toluene-d8 (Surr)	100		80 - 120		07/26/19 16:50	1
Trifluorotoluene (Surr)	106		80 - 120		07/26/19 16:50	1

Lab Sample ID: LCS 580-306774/4

Matrix: Water

Analysis Batch: 306774

Client Sample ID: Lab Control Sample

Prep Type: Total/NA

Analyte	Spike Added	LCS	LCS	Unit	D	%Rec	%Rec. Limits
		Result	Qualifier				
1,1,1,2-Tetrachloroethane	5.00	5.23		ug/L		105	79 - 127
1,1,1,1-Trichloroethane	5.00	5.39		ug/L		108	74 - 128
1,1,1,2,2-Tetrachloroethane	5.00	5.61		ug/L		112	69 - 139
1,1,2-Trichloroethane	5.00	5.61		ug/L		112	80 - 127
1,1-Dichloroethane	5.00	5.82		ug/L		116	74 - 135
1,1-Dichloroethane	5.00	5.95		ug/L		119	71 - 126
1,2,3-Trichloropropane	5.00	5.27		ug/L		105	80 - 127
1,2-Dibromo-3-Chloropropane	5.00	4.64		ug/L		93	69 - 130
1,2-Dibromoethane	5.00	5.12		ug/L		102	80 - 126
1,2-Dichlorobenzene	5.00	5.30		ug/L		106	80 - 129
1,2-Dichloroethane	5.00	5.44		ug/L		109	74 - 130
1,2-Dichloropropane	5.00	6.04		ug/L		121	80 - 130
1,4-Dichlorobenzene	5.00	5.47		ug/L		109	80 - 129
2-Butanone	25.0	22.4		ug/L		90	64 - 136
2-Hexanone	25.0	26.4		ug/L		105	67 - 144
4-Methyl-2-pentanone	25.0	25.9		ug/L		104	65 - 137
Acetone	25.0	26.1		ug/L		105	49 - 150
Acrylonitrile	50.0	59.4		ug/L		119	78 - 126
Benzene	5.00	5.72		ug/L		114	73 - 133
Bromochloromethane	5.00	5.26		ug/L		105	79 - 131
Bromodichloromethane	5.00	5.30		ug/L		106	74 - 131
Bromoform	5.00	4.74		ug/L		95	69 - 137
Bromomethane	5.00	6.46	*	ug/L		129	68 - 120
Carbon disulfide	5.00	5.86		ug/L		117	65 - 128
Carbon tetrachloride	5.00	5.14		ug/L		103	71 - 132
Chlorobenzene	5.00	5.45		ug/L		109	80 - 123
Chloroethane	5.00	6.77		ug/L		135	49 - 135
Chloroform	5.00	5.59		ug/L		112	80 - 130
Chloromethane	5.00	7.20	*	ug/L		144	32 - 143
cis-1,2-Dichloroethene	5.00	5.52		ug/L		110	72 - 130
cis-1,3-Dichloropropene	5.00	4.84		ug/L		97	66 - 141
Dibromochloromethane	5.00	4.91		ug/L		98	76 - 131
Dibromomethane	5.00	4.84		ug/L		97	65 - 141
Ethylbenzene	5.00	5.18		ug/L		104	80 - 130
m,p-Xylene	5.00	5.40		ug/L		108	78 - 130
Methyl iodide	5.00	5.36		ug/L		107	60 - 133
Methylene Chloride	5.00	6.16		ug/L		123	75 - 134

Eurofins TestAmerica, Seattle

QC Sample Results

Client: SCS Engineers
Project/Site: Coupeville Solid Waste Facility

Job ID: 580-87941-1

Method: 8260C - Volatile Organic Compounds (GC/MS) (Continued)

Lab Sample ID: LCS 580-306774/4

Matrix: Water

Analysis Batch: 306774

Client Sample ID: Lab Control Sample

Prep Type: Total/NA

Analyte	Spike Added	LCS Result	LCS Qualifier	Unit	D	%Rec	%Rec. Limits
o-Xylene	5.00	5.50		ug/L		110	80 - 139
Styrene	5.00	5.11		ug/L		102	74 - 136
Tetrachloroethene	5.00	5.18		ug/L		104	75 - 131
Toluene	5.00	5.75		ug/L		115	80 - 126
trans-1,2-Dichloroethene	5.00	5.84		ug/L		117	63 - 133
trans-1,3-Dichloropropene	5.00	4.89		ug/L		98	71 - 128
trans-1,4-Dichloro-2-butene	5.00	5.04		ug/L		101	45 - 144
Trichloroethene	5.00	5.14		ug/L		103	72 - 136
Trichlorofluoromethane	5.00	5.79		ug/L		116	60 - 132
Vinyl chloride	5.00	6.59	*	ug/L		132	52 - 128

Surrogate	LCS %Recovery	LCS Qualifier	Limits
1,2-Dichloroethane-d4 (Surr)	99		80 - 120
4-Bromofluorobenzene (Surr)	94		80 - 120
Dibromofluoromethane (Surr)	99		80 - 120
Toluene-d8 (Surr)	100		80 - 120
Trifluorotoluene (Surr)	95		80 - 120

Lab Sample ID: LCSD 580-306774/5

Matrix: Water

Analysis Batch: 306774

Client Sample ID: Lab Control Sample Dup

Prep Type: Total/NA

Analyte	Spike Added	LCSD Result	LCSD Qualifier	Unit	D	%Rec	%Rec. Limits	RPD	Limit
1,1,1,2-Tetrachloroethane	5.00	4.86		ug/L		97	79 - 127	7	20
1,1,1-Trichloroethane	5.00	4.98		ug/L		100	74 - 128	8	14
1,1,2,2-Tetrachloroethane	5.00	5.48		ug/L		110	69 - 139	2	22
1,1,2-Trichloroethane	5.00	5.53		ug/L		111	80 - 127	1	19
1,1-Dichloroethane	5.00	5.36		ug/L		107	74 - 135	8	20
1,1-Dichloroethene	5.00	5.19		ug/L		104	71 - 126	14	17
1,2,3-Trichloropropene	5.00	5.11		ug/L		102	80 - 127	3	20
1,2-Dibromo-3-Chloropropane	5.00	4.48		ug/L		90	69 - 130	4	26
1,2-Dibromoethane	5.00	4.97		ug/L		99	80 - 126	3	20
1,2-Dichlorobenzene	5.00	5.04		ug/L		101	80 - 129	5	14
1,2-Dichloroethane	5.00	5.23		ug/L		105	74 - 130	4	15
1,2-Dichloropropane	5.00	5.85		ug/L		117	80 - 130	3	14
1,4-Dichlorobenzene	5.00	5.40		ug/L		108	80 - 129	1	11
2-Butanone	25.0	20.8		ug/L		83	64 - 136	8	23
2-Hexanone	25.0	27.2		ug/L		109	67 - 144	3	21
4-Methyl-2-pentanone	25.0	24.9		ug/L		100	65 - 137	4	24
Acetone	25.0	23.0		ug/L		92	49 - 150	13	24
Acrylonitrile	50.0	54.9		ug/L		110	78 - 126	8	14
Benzene	5.00	5.48		ug/L		110	73 - 133	4	20
Bromochloromethane	5.00	4.94		ug/L		99	79 - 131	6	20
Bromodichloromethane	5.00	5.15		ug/L		103	74 - 131	3	20
Bromoform	5.00	4.33		ug/L		87	69 - 137	9	20
Bromomethane	5.00	5.81		ug/L		116	68 - 120	11	18
Carbon disulfide	5.00	5.28		ug/L		106	65 - 128	10	23
Carbon tetrachloride	5.00	4.78		ug/L		96	71 - 132	7	15

Eurofins TestAmerica, Seattle

QC Sample Results

Client: SCS Engineers
Project/Site: Coupeville Solid Waste Facility

Job ID: 580-87941-1

Method: 8260C - Volatile Organic Compounds (GC/MS) (Continued)

Lab Sample ID: LCSD 580-306774/5

Matrix: Water

Analysis Batch: 306774

Client Sample ID: Lab Control Sample Dup

Prep Type: Total/NA

Analyte	Spike Added	LCSD Result	LCSD Qualifier	Unit	D	%Rec	%Rec. Limits	RPD	RPD Limit
Chlorobenzene	5.00	5.27		ug/L		105	80 - 123	3	12
Chloroethane	5.00	6.22		ug/L		124	49 - 135	8	27
Chloroform	5.00	5.17		ug/L		103	80 - 130	8	20
Chloromethane	5.00	6.32		ug/L		126	32 - 143	13	23
cis-1,2-Dichloroethene	5.00	5.02		ug/L		100	72 - 130	10	20
cis-1,3-Dichloropropene	5.00	4.88		ug/L		98	66 - 141	1	22
Dibromochloromethane	5.00	4.79		ug/L		96	76 - 131	2	20
Dibromomethane	5.00	4.77		ug/L		95	65 - 141	1	20
Ethylbenzene	5.00	4.97		ug/L		99	80 - 130	4	20
m,p-Xylene	5.00	5.11		ug/L		102	78 - 130	5	20
Methyl iodide	5.00	4.84		ug/L		97	60 - 133	10	15
Methylene Chloride	5.00	5.52		ug/L		110	75 - 134	11	18
o-Xylene	5.00	5.17		ug/L		103	80 - 139	6	20
Styrene	5.00	4.97		ug/L		99	74 - 136	3	20
Tetrachloroethene	5.00	4.98		ug/L		100	75 - 131	4	20
Toluene	5.00	5.45		ug/L		109	80 - 126	5	20
trans-1,2-Dichloroethene	5.00	5.36		ug/L		107	63 - 133	8	17
trans-1,3-Dichloropropene	5.00	4.89		ug/L		98	71 - 128	0	21
trans-1,4-Dichloro-2-butene	5.00	5.32		ug/L		106	45 - 144	5	31
Trichloroethene	5.00	4.94		ug/L		99	72 - 136	4	14
Trichlorofluoromethane	5.00	5.20		ug/L		104	60 - 132	11	20
Vinyl chloride	5.00	5.90		ug/L		118	52 - 128	11	21

Surrogate	LCSD %Recovery	LCSD Qualifier	Limits
1,2-Dichloroethane-d4 (Surr)	100		80 - 120
4-Bromofluorobenzene (Surr)	93		80 - 120
Dibromofluoromethane (Surr)	97		80 - 120
Toluene-d8 (Surr)	99		80 - 120
Trifluorotoluene (Surr)	94		80 - 120

Lab Sample ID: MB 580-307312/7

Matrix: Water

Analysis Batch: 307312

Client Sample ID: Method Blank

Prep Type: Total/NA

Analyte	MB Result	MB Qualifier	RL	MDL	Unit	D	Prepared	Analyzed	Dil Fac
Trichlorofluoromethane	ND		0.50		ug/L			08/01/19 17:59	1
Vinyl acetate	ND		1.0		ug/L			08/01/19 17:59	1
Vinyl chloride	ND		0.020		ug/L			08/01/19 17:59	1

Surrogate	MB %Recovery	MB Qualifier	Limits	Prepared	Analyzed	Dil Fac
1,2-Dichloroethane-d4 (Surr)	113		80 - 120		08/01/19 17:59	1
4-Bromofluorobenzene (Surr)	103		80 - 120		08/01/19 17:59	1
Dibromofluoromethane (Surr)	111		80 - 120		08/01/19 17:59	1
Toluene-d8 (Surr)	99		80 - 120		08/01/19 17:59	1
Trifluorotoluene (Surr)	96		80 - 120		08/01/19 17:59	1

Eurofins TestAmerica, Seattle

QC Sample Results

Client: SCS Engineers
Project/Site: Coupeville Solid Waste Facility

Job ID: 580-87941-1

Method: 8260C - Volatile Organic Compounds (GC/MS) (Continued)

Lab Sample ID: LCS 580-307312/4

Matrix: Water

Analysis Batch: 307312

Client Sample ID: Lab Control Sample

Prep Type: Total/NA

Analyte	Spike Added	LCS Result	LCS Qualifier	Unit	D	%Rec	%Rec. Limits
Trichlorofluoromethane	5.00	5.73		ug/L		115	60 - 132
Vinyl acetate	12.5	13.6		ug/L		109	50 - 150

Surrogate	LCS %Recovery	LCS Qualifier	Limits
1,2-Dichloroethane-d4 (Surr)	111		80 - 120
4-Bromofluorobenzene (Surr)	103		80 - 120
Dibromofluoromethane (Surr)	108		80 - 120
Toluene-d8 (Surr)	94		80 - 120
Trifluorotoluene (Surr)	89		80 - 120

Lab Sample ID: LCSD 580-307312/5

Matrix: Water

Analysis Batch: 307312

Client Sample ID: Lab Control Sample Dup

Prep Type: Total/NA

Analyte	Spike Added	LCSD Result	LCSD Qualifier	Unit	D	%Rec	%Rec. Limits	RPD	RPD Limit
Trichlorofluoromethane	5.00	5.43		ug/L		109	60 - 132	5	20
Vinyl acetate	12.5	12.8		ug/L		103	50 - 150	6	29
Vinyl chloride	5.00	6.28		ug/L		126	52 - 128	15	21

Surrogate	LCSD %Recovery	LCSD Qualifier	Limits
1,2-Dichloroethane-d4 (Surr)	111		80 - 120
4-Bromofluorobenzene (Surr)	104		80 - 120
Dibromofluoromethane (Surr)	107		80 - 120
Toluene-d8 (Surr)	92		80 - 120
Trifluorotoluene (Surr)	87		80 - 120

Lab Sample ID: MB 580-307590/7

Matrix: Water

Analysis Batch: 307590

Client Sample ID: Method Blank

Prep Type: Total/NA

Analyte	MB Result	MB Qualifier	RL	MDL	Unit	D	Prepared	Analyzed	Dil Fac
Trichlorofluoromethane	ND		0.50		ug/L			08/06/19 11:16	1
Vinyl chloride	ND		0.020		ug/L			08/06/19 11:16	1

Surrogate	MB %Recovery	MB Qualifier	Limits	Prepared	Analyzed	Dil Fac
1,2-Dichloroethane-d4 (Surr)	108		80 - 120		08/06/19 11:16	1
4-Bromofluorobenzene (Surr)	87		80 - 120		08/06/19 11:16	1
Dibromofluoromethane (Surr)	113		80 - 120		08/06/19 11:16	1
Toluene-d8 (Surr)	101		80 - 120		08/06/19 11:16	1
Trifluorotoluene (Surr)	112		80 - 120		08/06/19 11:16	1

Lab Sample ID: LCS 580-307590/4

Matrix: Water

Analysis Batch: 307590

Client Sample ID: Lab Control Sample

Prep Type: Total/NA

Analyte	Spike Added	LCS Result	LCS Qualifier	Unit	D	%Rec	%Rec. Limits
Trichlorofluoromethane	5.00	5.49		ug/L		110	60 - 132
Vinyl chloride	5.00	6.05		ug/L		121	52 - 128

Eurofins TestAmerica, Seattle

QC Sample Results

Client: SCS Engineers
Project/Site: Coupeville Solid Waste Facility

Job ID: 580-87941-1

Method: 8260C - Volatile Organic Compounds (GC/MS) (Continued)

Surrogate	LCS	LCS	Limits
	%Recovery	Qualifier	
1,2-Dichloroethane-d4 (Surr)	99		80 - 120
4-Bromofluorobenzene (Surr)	95		80 - 120
Dibromofluoromethane (Surr)	99		80 - 120
Toluene-d8 (Surr)	99		80 - 120
Trifluorotoluene (Surr)	92		80 - 120

Lab Sample ID: LCSD 580-307590/5

Matrix: Water

Analysis Batch: 307590

Client Sample ID: Lab Control Sample Dup

Prep Type: Total/NA

Analyte	Spike Added	LCSD	LCSD	Unit	D	%Rec	%Rec.	RPD	RPD
		Result	Qualifier				Limits		Limit
Trichlorofluoromethane	5.00	5.41		ug/L		108	60 - 132	1	20
Vinyl chloride	5.00	6.08		ug/L		122	52 - 128	1	21

Surrogate	LCSD	LCSD	Limits
	%Recovery	Qualifier	
1,2-Dichloroethane-d4 (Surr)	95		80 - 120
4-Bromofluorobenzene (Surr)	94		80 - 120
Dibromofluoromethane (Surr)	101		80 - 120
Toluene-d8 (Surr)	101		80 - 120
Trifluorotoluene (Surr)	98		80 - 120

Method: 6010C - Metals (ICP)

Lab Sample ID: MB 580-306898/19-A

Matrix: Water

Analysis Batch: 307098

Client Sample ID: Method Blank

Prep Type: Total Recoverable

Prep Batch: 306898

Analyte	MB	MB	RL	MDL	Unit	D	Prepared	Analyzed	Dil Fac
	Result	Qualifier							
Calcium	ND		1.1		mg/L		07/29/19 10:37	07/30/19 18:02	1
Iron	ND		0.30		mg/L		07/29/19 10:37	07/30/19 18:02	1
Magnesium	ND		1.1		mg/L		07/29/19 10:37	07/30/19 18:02	1
Manganese	ND		0.020		mg/L		07/29/19 10:37	07/30/19 18:02	1
Potassium	ND		3.3		mg/L		07/29/19 10:37	07/30/19 18:02	1
Sodium	ND		2.0		mg/L		07/29/19 10:37	07/30/19 18:02	1

Lab Sample ID: LCS 580-306898/20-A

Matrix: Water

Analysis Batch: 307098

Client Sample ID: Lab Control Sample

Prep Type: Total Recoverable

Prep Batch: 306898

Analyte	Spike Added	LCS	LCS	Unit	D	%Rec	%Rec.
		Result	Qualifier				Limits
Calcium	20.0	22.1		mg/L		111	80 - 120
Iron	20.0	22.2		mg/L		111	80 - 120
Magnesium	20.0	21.4		mg/L		107	80 - 120
Manganese	1.00	1.15		mg/L		115	80 - 120
Potassium	20.0	20.1		mg/L		100	80 - 120
Sodium	20.0	21.9		mg/L		109	80 - 120

QC Sample Results

Client: SCS Engineers
Project/Site: Coupeville Solid Waste Facility

Job ID: 580-87941-1

Method: 6010C - Metals (ICP) (Continued)

Lab Sample ID: LCSD 580-306898/21-A
Matrix: Water
Analysis Batch: 307098

Client Sample ID: Lab Control Sample Dup
Prep Type: Total Recoverable
Prep Batch: 306898

Analyte	Spike Added	LCSD Result	LCSD Qualifier	Unit	D	%Rec	%Rec. Limits	RPD	RPD
									Limit
Calcium	20.0	22.5		mg/L		112	80 - 120	2	20
Iron	20.0	22.4		mg/L		112	80 - 120	1	20
Magnesium	20.0	21.8		mg/L		109	80 - 120	2	20
Manganese	1.00	1.17		mg/L		117	80 - 120	2	20
Potassium	20.0	20.5		mg/L		102	80 - 120	2	20
Sodium	20.0	22.3		mg/L		111	80 - 120	2	20

Method: 6020A - Metals (ICP/MS)

Lab Sample ID: MB 580-306944/22-A
Matrix: Water
Analysis Batch: 307097

Client Sample ID: Method Blank
Prep Type: Total Recoverable
Prep Batch: 306944

Analyte	MB Result	MB Qualifier	RL	MDL	Unit	D	Prepared	Analyzed	Dil Fac
Antimony	ND		0.00040		mg/L		07/29/19 15:21	07/30/19 13:56	1
Arsenic	ND		0.0010		mg/L		07/29/19 15:21	07/30/19 13:56	1
Barium	ND		0.0012		mg/L		07/29/19 15:21	07/30/19 13:56	1
Beryllium	ND		0.00040		mg/L		07/29/19 15:21	07/30/19 13:56	1
Cadmium	ND		0.00040		mg/L		07/29/19 15:21	07/30/19 13:56	1
Chromium	ND		0.00040		mg/L		07/29/19 15:21	07/30/19 13:56	1
Cobalt	ND		0.00040		mg/L		07/29/19 15:21	07/30/19 13:56	1
Copper	ND		0.0020		mg/L		07/29/19 15:21	07/30/19 13:56	1
Lead	ND		0.00080		mg/L		07/29/19 15:21	07/30/19 13:56	1
Nickel	ND		0.0030		mg/L		07/29/19 15:21	07/30/19 13:56	1
Selenium	ND		0.0080		mg/L		07/29/19 15:21	07/30/19 13:56	1
Silver	ND		0.00040		mg/L		07/29/19 15:21	07/30/19 13:56	1
Thallium	ND		0.0010		mg/L		07/29/19 15:21	07/30/19 13:56	1
Vanadium	ND		0.0040		mg/L		07/29/19 15:21	07/30/19 13:56	1
Zinc	ND		0.0070		mg/L		07/29/19 15:21	07/30/19 13:56	1

Lab Sample ID: LCS 580-306944/23-A
Matrix: Water
Analysis Batch: 307097

Client Sample ID: Lab Control Sample
Prep Type: Total Recoverable
Prep Batch: 306944

Analyte	Spike Added	LCS Result	LCS Qualifier	Unit	D	%Rec	%Rec. Limits		
Antimony	1.00	1.09		mg/L		109	80 - 120		
Arsenic	1.00	1.05		mg/L		105	80 - 120		
Barium	1.00	1.07		mg/L		107	80 - 120		
Beryllium	1.00	1.06		mg/L		106	80 - 120		
Cadmium	1.00	1.07		mg/L		107	80 - 120		
Chromium	1.00	1.07		mg/L		107	80 - 120		
Cobalt	1.00	1.06		mg/L		106	80 - 120		
Copper	1.00	1.06		mg/L		106	80 - 120		
Lead	1.00	1.07		mg/L		107	80 - 120		
Nickel	1.00	1.06		mg/L		106	80 - 120		
Selenium	1.00	1.06		mg/L		106	80 - 120		
Silver	1.00	0.995		mg/L		100	80 - 120		
Thallium	1.00	1.06		mg/L		106	80 - 120		
Vanadium	1.00	1.07		mg/L		107	80 - 120		

Eurofins TestAmerica, Seattle

QC Sample Results

Client: SCS Engineers
Project/Site: Coupeville Solid Waste Facility

Job ID: 580-87941-1

Method: 6020A - Metals (ICP/MS) (Continued)

Lab Sample ID: LCS 580-306944/23-A
Matrix: Water
Analysis Batch: 307097

Client Sample ID: Lab Control Sample
Prep Type: Total Recoverable
Prep Batch: 306944

Analyte	Spike Added	LCS Result	LCS Qualifier	Unit	D	%Rec	%Rec. Limits
Zinc	1.00	1.01		mg/L		101	80 - 120

Lab Sample ID: LCSD 580-306944/24-A
Matrix: Water
Analysis Batch: 307097

Client Sample ID: Lab Control Sample Dup
Prep Type: Total Recoverable
Prep Batch: 306944

Analyte	Spike Added	LCSD Result	LCSD Qualifier	Unit	D	%Rec	%Rec. Limits	RPD	RPD Limit
Antimony	1.00	1.09		mg/L		109	80 - 120	0	20
Arsenic	1.00	1.06		mg/L		106	80 - 120	1	20
Barium	1.00	1.07		mg/L		107	80 - 120	0	20
Beryllium	1.00	1.08		mg/L		108	80 - 120	2	20
Cadmium	1.00	1.08		mg/L		108	80 - 120	1	20
Chromium	1.00	1.07		mg/L		107	80 - 120	0	20
Cobalt	1.00	1.06		mg/L		106	80 - 120	0	20
Copper	1.00	1.06		mg/L		106	80 - 120	1	20
Lead	1.00	1.06		mg/L		106	80 - 120	1	20
Nickel	1.00	1.06		mg/L		106	80 - 120	0	20
Selenium	1.00	1.05		mg/L		105	80 - 120	0	20
Silver	1.00	1.01		mg/L		101	80 - 120	1	20
Thallium	1.00	1.06		mg/L		106	80 - 120	1	20
Vanadium	1.00	1.07		mg/L		107	80 - 120	1	20
Zinc	1.00	1.01		mg/L		101	80 - 120	0	20

Method: 300.0 - Anions, Ion Chromatography

Lab Sample ID: MB 580-307435/42
Matrix: Water
Analysis Batch: 307435

Client Sample ID: Method Blank
Prep Type: Total/NA

Analyte	MB Result	MB Qualifier	RL	MDL	Unit	D	Prepared	Analyzed	Dil Fac
Fluoride	ND		0.20		mg/L			08/02/19 16:51	1
Chloride	ND		0.90		mg/L			08/02/19 16:51	1
Sulfate	ND		1.2		mg/L			08/02/19 16:51	1

Lab Sample ID: LCS 580-307435/43
Matrix: Water
Analysis Batch: 307435

Client Sample ID: Lab Control Sample
Prep Type: Total/NA

Analyte	Spike Added	LCS Result	LCS Qualifier	Unit	D	%Rec	%Rec. Limits
Fluoride	5.00	5.05		mg/L		101	90 - 110
Chloride	50.0	52.2		mg/L		104	90 - 110
Sulfate	50.0	50.9		mg/L		102	90 - 110

Lab Sample ID: LCSD 580-307435/44
Matrix: Water
Analysis Batch: 307435

Client Sample ID: Lab Control Sample Dup
Prep Type: Total/NA

Analyte	Spike Added	LCSD Result	LCSD Qualifier	Unit	D	%Rec	%Rec. Limits	RPD	RPD Limit
Fluoride	5.00	5.05		mg/L		101	90 - 110	0	15
Chloride	50.0	52.3		mg/L		105	90 - 110	0	15

Eurofins TestAmerica, Seattle

QC Sample Results

Client: SCS Engineers
 Project/Site: Coupeville Solid Waste Facility

Job ID: 580-87941-1

Method: 300.0 - Anions, Ion Chromatography (Continued)

Lab Sample ID: LCSD 580-307435/44
Matrix: Water
Analysis Batch: 307435

Client Sample ID: Lab Control Sample Dup
Prep Type: Total/NA

Analyte	Spike Added	LCSD Result	LCSD Qualifier	Unit	D	%Rec	%Rec. Limits	RPD	RPD Limit
Sulfate	50.0	51.0		mg/L		102	90 - 110	0	15

Lab Sample ID: MB 580-307600/3
Matrix: Water
Analysis Batch: 307600

Client Sample ID: Method Blank
Prep Type: Total/NA

Analyte	MB Result	MB Qualifier	RL	MDL	Unit	D	Prepared	Analyzed	Dil Fac
Fluoride	ND		0.20		mg/L			08/05/19 15:52	1
Chloride	ND		0.90		mg/L			08/05/19 15:52	1
Sulfate	ND		1.2		mg/L			08/05/19 15:52	1

Lab Sample ID: LCS 580-307600/4
Matrix: Water
Analysis Batch: 307600

Client Sample ID: Lab Control Sample
Prep Type: Total/NA

Analyte	Spike Added	LCS Result	LCS Qualifier	Unit	D	%Rec	%Rec. Limits
Fluoride	5.00	4.87		mg/L		97	90 - 110
Chloride	50.0	51.8		mg/L		104	90 - 110
Sulfate	50.0	50.5		mg/L		101	90 - 110

Lab Sample ID: LCSD 580-307600/5
Matrix: Water
Analysis Batch: 307600

Client Sample ID: Lab Control Sample Dup
Prep Type: Total/NA

Analyte	Spike Added	LCSD Result	LCSD Qualifier	Unit	D	%Rec	%Rec. Limits	RPD	RPD Limit
Fluoride	5.00	4.90		mg/L		98	90 - 110	1	15
Chloride	50.0	51.8		mg/L		104	90 - 110	0	15
Sulfate	50.0	50.5		mg/L		101	90 - 110	0	15

Method: 350.1 - Nitrogen, Ammonia

Lab Sample ID: MB 580-306802/1-A
Matrix: Water
Analysis Batch: 306803

Client Sample ID: Method Blank
Prep Type: Total/NA
Prep Batch: 306802

Analyte	MB Result	MB Qualifier	RL	MDL	Unit	D	Prepared	Analyzed	Dil Fac
Ammonia	ND		0.50		mg/L		07/26/19 10:19	07/27/19 10:24	1

Lab Sample ID: LCS 580-306802/2-A
Matrix: Water
Analysis Batch: 306803

Client Sample ID: Lab Control Sample
Prep Type: Total/NA
Prep Batch: 306802

Analyte	Spike Added	LCS Result	LCS Qualifier	Unit	D	%Rec	%Rec. Limits
Ammonia	2.00	2.17		mg/L		109	90 - 110

QC Sample Results

Client: SCS Engineers
 Project/Site: Coupeville Solid Waste Facility

Job ID: 580-87941-1

Method: 350.1 - Nitrogen, Ammonia (Continued)

Lab Sample ID: MB 580-306903/1-A
Matrix: Water
Analysis Batch: 307348

Client Sample ID: Method Blank
Prep Type: Total/NA
Prep Batch: 306903

Analyte	MB Result	MB Qualifier	RL	MDL	Unit	D	Prepared	Analyzed	Dil Fac
Ammonia	ND		0.50		mg/L		07/29/19 11:39	07/29/19 13:00	1

Lab Sample ID: LCS 580-306903/2-A
Matrix: Water
Analysis Batch: 307348

Client Sample ID: Lab Control Sample
Prep Type: Total/NA
Prep Batch: 306903

Analyte	Spike Added	LCS Result	LCS Qualifier	Unit	D	%Rec	%Rec. Limits
Ammonia	2.00	2.01		mg/L		100	90 - 110

Method: 353.2 - Nitrogen, Nitrate-Nitrite

Lab Sample ID: MB 580-307556/13
Matrix: Water
Analysis Batch: 307556

Client Sample ID: Method Blank
Prep Type: Total/NA

Analyte	MB Result	MB Qualifier	RL	MDL	Unit	D	Prepared	Analyzed	Dil Fac
Nitrate Nitrite as N	ND		0.15		mg/L			08/05/19 19:01	1

Lab Sample ID: MB 580-307556/35
Matrix: Water
Analysis Batch: 307556

Client Sample ID: Method Blank
Prep Type: Total/NA

Analyte	MB Result	MB Qualifier	RL	MDL	Unit	D	Prepared	Analyzed	Dil Fac
Nitrate Nitrite as N	ND		0.15		mg/L			08/05/19 19:27	1

Lab Sample ID: LCS 580-307556/14
Matrix: Water
Analysis Batch: 307556

Client Sample ID: Lab Control Sample
Prep Type: Total/NA

Analyte	Spike Added	LCS Result	LCS Qualifier	Unit	D	%Rec	%Rec. Limits
Nitrate Nitrite as N	1.00	0.974		mg/L		97	90 - 110

Lab Sample ID: LCS 580-307556/36
Matrix: Water
Analysis Batch: 307556

Client Sample ID: Lab Control Sample
Prep Type: Total/NA

Analyte	Spike Added	LCS Result	LCS Qualifier	Unit	D	%Rec	%Rec. Limits
Nitrate Nitrite as N	1.00	1.01		mg/L		101	90 - 110

Lab Sample ID: LCSD 580-307556/15
Matrix: Water
Analysis Batch: 307556

Client Sample ID: Lab Control Sample Dup
Prep Type: Total/NA

Analyte	Spike Added	LCSD Result	LCSD Qualifier	Unit	D	%Rec	%Rec. Limits	RPD	RPD Limit
Nitrate Nitrite as N	1.00	0.975		mg/L		98	90 - 110	0	20

QC Sample Results

Client: SCS Engineers
Project/Site: Coupeville Solid Waste Facility

Job ID: 580-87941-1

Method: 353.2 - Nitrogen, Nitrate-Nitrite (Continued)

Lab Sample ID: LCSD 580-307556/37
Matrix: Water
Analysis Batch: 307556

Client Sample ID: Lab Control Sample Dup
Prep Type: Total/NA

Analyte	Spike Added	LCSD Result	LCSD Qualifier	Unit	D	%Rec	%Rec. Limits	RPD	RPD Limit
Nitrate Nitrite as N	1.00	1.00		mg/L		100	90 - 110	0	20

Lab Sample ID: 580-87941-2 MS
Matrix: Water
Analysis Batch: 307556

Client Sample ID: 0719-02
Prep Type: Total/NA

Analyte	Sample Result	Sample Qualifier	Spike Added	MS Result	MS Qualifier	Unit	D	%Rec	%Rec. Limits	RPD	RPD Limit
Nitrate Nitrite as N	ND	F1	0.500	0.326	F1	mg/L		65	90 - 110		

Lab Sample ID: 580-87941-2 MSD
Matrix: Water
Analysis Batch: 307556

Client Sample ID: 0719-02
Prep Type: Total/NA

Analyte	Sample Result	Sample Qualifier	Spike Added	MSD Result	MSD Qualifier	Unit	D	%Rec	%Rec. Limits	RPD	RPD Limit
Nitrate Nitrite as N	ND	F1	0.500	0.338	F1	mg/L		68	90 - 110	4	20

Lab Sample ID: 580-87941-6 MS
Matrix: Water
Analysis Batch: 307556

Client Sample ID: 0719-06
Prep Type: Total/NA

Analyte	Sample Result	Sample Qualifier	Spike Added	MS Result	MS Qualifier	Unit	D	%Rec	%Rec. Limits	RPD	RPD Limit
Nitrate Nitrite as N	ND	F1	0.500	0.375	F1	mg/L		75	90 - 110		

Lab Sample ID: 580-87941-6 MSD
Matrix: Water
Analysis Batch: 307556

Client Sample ID: 0719-06
Prep Type: Total/NA

Analyte	Sample Result	Sample Qualifier	Spike Added	MSD Result	MSD Qualifier	Unit	D	%Rec	%Rec. Limits	RPD	RPD Limit
Nitrate Nitrite as N	ND	F1	0.500	0.371	F1	mg/L		74	90 - 110	1	20

Lab Sample ID: 580-87941-2 DU
Matrix: Water
Analysis Batch: 307556

Client Sample ID: 0719-02
Prep Type: Total/NA

Analyte	Sample Result	Sample Qualifier	Spike Added	DU Result	DU Qualifier	Unit	D	%Rec	%Rec. Limits	RPD	RPD Limit
Nitrate Nitrite as N	ND	F1		ND		mg/L				NC	20

Method: SM 2320B - Alkalinity

Lab Sample ID: LCS 580-307292/2
Matrix: Water
Analysis Batch: 307292

Client Sample ID: Lab Control Sample
Prep Type: Total/NA

Analyte	Spike Added	LCS Result	LCS Qualifier	Unit	D	%Rec	%Rec. Limits	RPD	RPD Limit
Alkalinity	100	100		mg/L		100	85 - 115		

QC Sample Results

Client: SCS Engineers
Project/Site: Coupeville Solid Waste Facility

Job ID: 580-87941-1

Method: SM 2320B - Alkalinity (Continued)

Lab Sample ID: 580-87941-2 DU
Matrix: Water
Analysis Batch: 307292

Client Sample ID: 0719-02
Prep Type: Total/NA

Analyte	Sample	Sample	DU	DU	Unit	D	RPD	Limit
	Result	Qualifier	Result	Qualifier				
Alkalinity	640		648		mg/L		2	17
Bicarbonate Alkalinity as CaCO3	640		648		mg/L		2	20
Carbonate Alkalinity as CaCO3	ND		ND		mg/L		NC	20
Hydroxide Alkalinity as CaCO3	ND		ND		mg/L		NC	20

Method: SM 2540C - Solids, Total Dissolved (TDS)

Lab Sample ID: MB 580-306820/1
Matrix: Water
Analysis Batch: 306820

Client Sample ID: Method Blank
Prep Type: Total/NA

Analyte	MB	MB	RL	RL	Unit	D	Prepared	Analyzed	Dil Fac
	Result	Qualifier							
Total Dissolved Solids	ND		10		mg/L			07/27/19 15:38	1

Lab Sample ID: LCS 580-306820/2
Matrix: Water
Analysis Batch: 306820

Client Sample ID: Lab Control Sample
Prep Type: Total/NA

Analyte	Spike Added	LCS	LCS	Unit	D	%Rec	%Rec. Limits
		Result	Qualifier				
Total Dissolved Solids	1000	960		mg/L		96	80 - 120

Lab Sample ID: LCSD 580-306820/3
Matrix: Water
Analysis Batch: 306820

Client Sample ID: Lab Control Sample Dup
Prep Type: Total/NA

Analyte	Spike Added	LCSD	LCSD	Unit	D	%Rec	%Rec. Limits	RPD	Limit
		Result	Qualifier						
Total Dissolved Solids	1000	940		mg/L		94	80 - 120	2	20

Lab Sample ID: 580-87941-2 DU
Matrix: Water
Analysis Batch: 306820

Client Sample ID: 0719-02
Prep Type: Total/NA

Analyte	Sample	Sample	DU	DU	Unit	D	RPD	Limit
	Result	Qualifier	Result	Qualifier				
Total Dissolved Solids	700		707		mg/L		2	20

Lab Sample ID: MB 580-307065/1
Matrix: Water
Analysis Batch: 307065

Client Sample ID: Method Blank
Prep Type: Total/NA

Analyte	MB	MB	RL	RL	Unit	D	Prepared	Analyzed	Dil Fac
	Result	Qualifier							
Total Dissolved Solids	ND		10		mg/L			07/30/19 15:03	1

Lab Sample ID: LCS 580-307065/2
Matrix: Water
Analysis Batch: 307065

Client Sample ID: Lab Control Sample
Prep Type: Total/NA

Analyte	Spike Added	LCS	LCS	Unit	D	%Rec	%Rec. Limits
		Result	Qualifier				
Total Dissolved Solids	1000	974		mg/L		97	80 - 120

QC Sample Results

Client: SCS Engineers
Project/Site: Coupeville Solid Waste Facility

Job ID: 580-87941-1

Method: SM 5220D - COD

Lab Sample ID: MB 580-307609/3-A
Matrix: Water
Analysis Batch: 307610

Client Sample ID: Method Blank
Prep Type: Total/NA
Prep Batch: 307609

Analyte	MB Result	MB Qualifier	RL	RL	Unit	D	Prepared	Analyzed	Dil Fac
Chemical Oxygen Demand	ND		10		mg/L		08/06/19 09:15	08/06/19 09:15	1

Lab Sample ID: LCS 580-307609/4-A
Matrix: Water
Analysis Batch: 307610

Client Sample ID: Lab Control Sample
Prep Type: Total/NA
Prep Batch: 307609

Analyte	Spike Added	LCS Result	LCS Qualifier	Unit	D	%Rec	%Rec. Limits
Chemical Oxygen Demand	75.0	86.1		mg/L		115	80 - 120

Lab Sample ID: LCSD 580-307609/5-A
Matrix: Water
Analysis Batch: 307610

Client Sample ID: Lab Control Sample Dup
Prep Type: Total/NA
Prep Batch: 307609

Analyte	Spike Added	LCSD Result	LCSD Qualifier	Unit	D	%Rec	%Rec. Limits	RPD	RPD Limit
Chemical Oxygen Demand	75.0	88.4		mg/L		118	80 - 120	3	20

Method: SM 5310B - Organic Carbon, Total (TOC)

Lab Sample ID: MB 580-307885/3
Matrix: Water
Analysis Batch: 307885

Client Sample ID: Method Blank
Prep Type: Total/NA

Analyte	MB Result	MB Qualifier	RL	MDL	Unit	D	Prepared	Analyzed	Dil Fac
Total Organic Carbon	ND		1.0		mg/L			08/07/19 21:42	1

Lab Sample ID: LCS 580-307885/4
Matrix: Water
Analysis Batch: 307885

Client Sample ID: Lab Control Sample
Prep Type: Total/NA

Analyte	Spike Added	LCS Result	LCS Qualifier	Unit	D	%Rec	%Rec. Limits
Total Organic Carbon	10.0	9.75		mg/L		98	85 - 115

Lab Sample ID: LCSD 580-307885/5
Matrix: Water
Analysis Batch: 307885

Client Sample ID: Lab Control Sample Dup
Prep Type: Total/NA

Analyte	Spike Added	LCSD Result	LCSD Qualifier	Unit	D	%Rec	%Rec. Limits	RPD	RPD Limit
Total Organic Carbon	10.0	10.2		mg/L		102	85 - 115	5	20

Lab Chronicle

Client: SCS Engineers
 Project/Site: Coupeville Solid Waste Facility

Job ID: 580-87941-1

Client Sample ID: 0719-01

Lab Sample ID: 580-87941-1

Date Collected: 07/23/19 10:38

Matrix: Water

Date Received: 07/25/19 12:55

Prep Type	Batch Type	Batch Method	Run	Dilution Factor	Batch Number	Prepared or Analyzed	Analyst	Lab
Total/NA	Analysis	8260C		1	306774	07/26/19 17:16	T1W	TAL SEA
Total/NA	Analysis	8260C	RA	1	307312	08/01/19 18:25	TL1	TAL SEA

Client Sample ID: 0719-02

Lab Sample ID: 580-87941-2

Date Collected: 07/23/19 11:27

Matrix: Water

Date Received: 07/25/19 12:55

Prep Type	Batch Type	Batch Method	Run	Dilution Factor	Batch Number	Prepared or Analyzed	Analyst	Lab
Total/NA	Analysis	8260C		1	306774	07/26/19 17:43	T1W	TAL SEA
Total/NA	Analysis	8260C	RA	1	307312	08/01/19 18:52	TL1	TAL SEA
Dissolved	Prep	3005A			306898	07/29/19 10:37	ART	TAL SEA
Dissolved	Analysis	6010C		1	307098	07/30/19 18:46	SPP	TAL SEA
Total Recoverable	Prep	3005A			306944	07/29/19 15:21	JCP	TAL SEA
Total Recoverable	Analysis	6020A		1	307097	07/30/19 14:16	FCW	TAL SEA
Total/NA	Analysis	300.0		1	307435	08/02/19 18:01	EMM	TAL SEA
Total/NA	Prep	Distill/Ammonia			306903	07/29/19 11:39	AAC	TAL SEA
Total/NA	Analysis	350.1		1	307348	07/29/19 13:00	AAC	TAL SEA
Total/NA	Analysis	353.2		1	307556	08/05/19 19:05	JKM	TAL SEA
Total/NA	Analysis	SM 2320B		1	307292	08/01/19 14:32	ESB	TAL SEA
Total/NA	Analysis	SM 2540C		1	306820	07/27/19 15:38	R1K	TAL SEA
Total/NA	Prep	SM 5220			307609	08/06/19 09:15	R1K	TAL SEA
Total/NA	Analysis	SM 5220D		1	307610	08/06/19 09:15	R1K	TAL SEA
Total/NA	Analysis	SM 5310B		1	307885	08/08/19 02:25	R1K	TAL SEA

Client Sample ID: 0719-03

Lab Sample ID: 580-87941-3

Date Collected: 07/23/19 12:47

Matrix: Water

Date Received: 07/25/19 12:55

Prep Type	Batch Type	Batch Method	Run	Dilution Factor	Batch Number	Prepared or Analyzed	Analyst	Lab
Total/NA	Analysis	8260C		1	306774	07/26/19 18:10	T1W	TAL SEA
Total/NA	Analysis	8260C	RA	1	307312	08/01/19 19:18	TL1	TAL SEA
Dissolved	Prep	3005A			306898	07/29/19 10:37	ART	TAL SEA
Dissolved	Analysis	6010C		1	307098	07/30/19 18:49	SPP	TAL SEA
Total Recoverable	Prep	3005A			306944	07/29/19 15:21	JCP	TAL SEA
Total Recoverable	Analysis	6020A		1	307097	07/30/19 14:58	FCW	TAL SEA
Total/NA	Analysis	300.0		1	307435	08/02/19 18:13	EMM	TAL SEA
Total/NA	Prep	Distill/Ammonia			306903	07/29/19 11:39	AAC	TAL SEA
Total/NA	Analysis	350.1		1	307348	07/29/19 13:00	AAC	TAL SEA
Total/NA	Analysis	353.2		1	307556	08/05/19 19:09	JKM	TAL SEA
Total/NA	Analysis	SM 2320B		1	307292	08/01/19 14:32	ESB	TAL SEA
Total/NA	Analysis	SM 2540C		1	306820	07/27/19 15:38	R1K	TAL SEA
Total/NA	Prep	SM 5220			307609	08/06/19 09:15	R1K	TAL SEA
Total/NA	Analysis	SM 5220D		1	307610	08/06/19 09:15	R1K	TAL SEA

Eurofins TestAmerica, Seattle

Lab Chronicle

Client: SCS Engineers
 Project/Site: Coupeville Solid Waste Facility

Job ID: 580-87941-1

Client Sample ID: 0719-03

Lab Sample ID: 580-87941-3

Date Collected: 07/23/19 12:47

Matrix: Water

Date Received: 07/25/19 12:55

Prep Type	Batch Type	Batch Method	Run	Dilution Factor	Batch Number	Prepared or Analyzed	Analyst	Lab
Total/NA	Analysis	SM 5310B		1	307885	08/08/19 02:42	R1K	TAL SEA

Client Sample ID: 0719-04

Lab Sample ID: 580-87941-4

Date Collected: 07/23/19 13:50

Matrix: Water

Date Received: 07/25/19 12:55

Prep Type	Batch Type	Batch Method	Run	Dilution Factor	Batch Number	Prepared or Analyzed	Analyst	Lab
Total/NA	Analysis	8260C		1	306774	07/26/19 18:36	T1W	TAL SEA
Total/NA	Analysis	8260C	RA	1	307312	08/01/19 19:45	TL1	TAL SEA
Dissolved	Prep	3005A			306898	07/29/19 10:37	ART	TAL SEA
Dissolved	Analysis	6010C		1	307098	07/30/19 18:52	SPP	TAL SEA
Total Recoverable	Prep	3005A			306944	07/29/19 15:21	JCP	TAL SEA
Total Recoverable	Analysis	6020A		1	307097	07/30/19 15:02	FCW	TAL SEA
Total/NA	Analysis	300.0		1	307435	08/02/19 18:25	EMM	TAL SEA
Total/NA	Prep	Distill/Ammonia			306903	07/29/19 11:39	AAC	TAL SEA
Total/NA	Analysis	350.1		1	307348	07/29/19 13:00	AAC	TAL SEA
Total/NA	Analysis	353.2		1	307556	08/05/19 19:11	JKM	TAL SEA
Total/NA	Analysis	SM 2320B		1	307292	08/01/19 14:32	ESB	TAL SEA
Total/NA	Analysis	SM 2540C		1	306820	07/27/19 15:38	R1K	TAL SEA
Total/NA	Prep	SM 5220			307609	08/06/19 09:15	R1K	TAL SEA
Total/NA	Analysis	SM 5220D		1	307610	08/06/19 09:15	R1K	TAL SEA
Total/NA	Analysis	SM 5310B		1	307885	08/08/19 02:58	R1K	TAL SEA

Client Sample ID: 0719-05

Lab Sample ID: 580-87941-5

Date Collected: 07/23/19 14:48

Matrix: Water

Date Received: 07/25/19 12:55

Prep Type	Batch Type	Batch Method	Run	Dilution Factor	Batch Number	Prepared or Analyzed	Analyst	Lab
Total/NA	Analysis	8260C		1	306774	07/26/19 19:02	T1W	TAL SEA
Total/NA	Analysis	8260C	RA	1	307312	08/01/19 20:11	TL1	TAL SEA
Dissolved	Prep	3005A			306898	07/29/19 10:37	ART	TAL SEA
Dissolved	Analysis	6010C		1	307098	07/30/19 18:56	SPP	TAL SEA
Total Recoverable	Prep	3005A			306944	07/29/19 15:21	JCP	TAL SEA
Total Recoverable	Analysis	6020A		1	307097	07/30/19 15:06	FCW	TAL SEA
Total/NA	Analysis	300.0		1	307435	08/02/19 18:37	EMM	TAL SEA
Total/NA	Prep	Distill/Ammonia			306802	07/26/19 10:19	AAC	TAL SEA
Total/NA	Analysis	350.1		1	306803	07/27/19 10:24	EMM	TAL SEA
Total/NA	Analysis	353.2		1	307556	08/05/19 19:12	JKM	TAL SEA
Total/NA	Analysis	SM 2320B		1	307292	08/01/19 14:32	ESB	TAL SEA
Total/NA	Analysis	SM 2540C		1	306820	07/27/19 15:38	R1K	TAL SEA
Total/NA	Prep	SM 5220			307609	08/06/19 09:15	R1K	TAL SEA
Total/NA	Analysis	SM 5220D		1	307610	08/06/19 09:15	R1K	TAL SEA
Total/NA	Analysis	SM 5310B		1	307885	08/08/19 03:14	R1K	TAL SEA

Eurofins TestAmerica, Seattle

Lab Chronicle

Client: SCS Engineers
 Project/Site: Coupeville Solid Waste Facility

Job ID: 580-87941-1

Client Sample ID: 0719-06

Lab Sample ID: 580-87941-6

Date Collected: 07/23/19 16:00

Matrix: Water

Date Received: 07/25/19 12:55

Prep Type	Batch Type	Batch Method	Run	Dilution Factor	Batch Number	Prepared or Analyzed	Analyst	Lab
Total/NA	Analysis	8260C		1	306774	07/26/19 19:29	T1W	TAL SEA
Total/NA	Analysis	8260C	DL	10	307590	08/06/19 13:18	CJ	TAL SEA
Total/NA	Analysis	8260C	RA	1	307312	08/01/19 20:38	TL1	TAL SEA
Dissolved	Prep	3005A			306898	07/29/19 10:37	ART	TAL SEA
Dissolved	Analysis	6010C		1	307098	07/30/19 18:59	SPP	TAL SEA
Total Recoverable	Prep	3005A			306944	07/29/19 15:21	JCP	TAL SEA
Total Recoverable	Analysis	6020A		1	307097	07/30/19 15:11	FCW	TAL SEA
Total/NA	Analysis	300.0		1	307435	08/02/19 19:12	EMM	TAL SEA
Total/NA	Analysis	300.0		10	307600	08/05/19 17:14	AAC	TAL SEA
Total/NA	Prep	Distill/Ammonia			306802	07/26/19 10:19	AAC	TAL SEA
Total/NA	Analysis	350.1		1	306803	07/27/19 10:24	EMM	TAL SEA
Total/NA	Analysis	353.2		1	307556	08/05/19 19:15	JKM	TAL SEA
Total/NA	Analysis	SM 2320B		1	307292	08/01/19 14:32	ESB	TAL SEA
Total/NA	Analysis	SM 2540C		1	306820	07/27/19 15:38	R1K	TAL SEA
Total/NA	Prep	SM 5220			307609	08/06/19 09:15	R1K	TAL SEA
Total/NA	Analysis	SM 5220D		1	307610	08/06/19 09:15	R1K	TAL SEA
Total/NA	Analysis	SM 5310B		1	307885	08/08/19 03:29	R1K	TAL SEA

Client Sample ID: 0719-07

Lab Sample ID: 580-87941-7

Date Collected: 07/23/19 17:05

Matrix: Water

Date Received: 07/25/19 12:55

Prep Type	Batch Type	Batch Method	Run	Dilution Factor	Batch Number	Prepared or Analyzed	Analyst	Lab
Total/NA	Analysis	8260C		1	306774	07/26/19 19:56	T1W	TAL SEA
Total/NA	Analysis	8260C	RA	1	307312	08/01/19 21:04	TL1	TAL SEA
Dissolved	Prep	3005A			306898	07/29/19 10:37	ART	TAL SEA
Dissolved	Analysis	6010C		1	307098	07/30/19 19:02	SPP	TAL SEA
Total Recoverable	Prep	3005A			306944	07/29/19 15:21	JCP	TAL SEA
Total Recoverable	Analysis	6020A		1	307097	07/30/19 15:15	FCW	TAL SEA
Total/NA	Analysis	300.0		1	307435	08/02/19 19:24	EMM	TAL SEA
Total/NA	Prep	Distill/Ammonia			306802	07/26/19 10:19	AAC	TAL SEA
Total/NA	Analysis	350.1		1	306803	07/27/19 10:24	EMM	TAL SEA
Total/NA	Analysis	353.2		1	307556	08/05/19 19:19	JKM	TAL SEA
Total/NA	Analysis	SM 2320B		1	307292	08/01/19 14:32	ESB	TAL SEA
Total/NA	Analysis	SM 2540C		1	307065	07/30/19 15:03	EMM	TAL SEA
Total/NA	Prep	SM 5220			307609	08/06/19 09:15	R1K	TAL SEA
Total/NA	Analysis	SM 5220D		1	307610	08/06/19 09:15	R1K	TAL SEA
Total/NA	Analysis	SM 5310B		1	307885	08/08/19 04:21	R1K	TAL SEA

Lab Chronicle

Client: SCS Engineers
Project/Site: Coupeville Solid Waste Facility

Job ID: 580-87941-1

Client Sample ID: 0719-08

Lab Sample ID: 580-87941-8

Date Collected: 07/24/19 09:40

Matrix: Water

Date Received: 07/25/19 12:55

Prep Type	Batch Type	Batch Method	Run	Dilution Factor	Batch Number	Prepared or Analyzed	Analyst	Lab
Total/NA	Analysis	8260C		1	306774	07/26/19 23:55	T1W	TAL SEA
Total/NA	Analysis	8260C	RA	1	307312	08/01/19 21:31	TL1	TAL SEA
Dissolved	Prep	3005A			306898	07/29/19 10:37	ART	TAL SEA
Dissolved	Analysis	6010C		1	307098	07/30/19 19:05	SPP	TAL SEA
Total Recoverable	Prep	3005A			306944	07/29/19 15:21	JCP	TAL SEA
Total Recoverable	Analysis	6020A		1	307097	07/30/19 15:19	FCW	TAL SEA
Total/NA	Analysis	300.0		1	307435	08/02/19 19:35	EMM	TAL SEA
Total/NA	Prep	Distill/Ammonia			306802	07/26/19 10:19	AAC	TAL SEA
Total/NA	Analysis	350.1		1	306803	07/27/19 10:24	EMM	TAL SEA
Total/NA	Analysis	353.2		1	307556	08/05/19 19:20	JKM	TAL SEA
Total/NA	Analysis	SM 2320B		1	307292	08/01/19 14:32	ESB	TAL SEA
Total/NA	Analysis	SM 2540C		1	307065	07/30/19 15:03	EMM	TAL SEA
Total/NA	Prep	SM 5220			307609	08/06/19 09:15	R1K	TAL SEA
Total/NA	Analysis	SM 5220D		1	307610	08/06/19 09:15	R1K	TAL SEA
Total/NA	Analysis	SM 5310B		1	307885	08/08/19 04:36	R1K	TAL SEA

Client Sample ID: 0719-09

Lab Sample ID: 580-87941-9

Date Collected: 07/24/19 10:40

Matrix: Water

Date Received: 07/25/19 12:55

Prep Type	Batch Type	Batch Method	Run	Dilution Factor	Batch Number	Prepared or Analyzed	Analyst	Lab
Total/NA	Analysis	8260C		1	306774	07/27/19 00:22	T1W	TAL SEA
Total/NA	Analysis	8260C	RA	1	307312	08/01/19 21:57	TL1	TAL SEA
Dissolved	Prep	3005A			306898	07/29/19 10:37	ART	TAL SEA
Dissolved	Analysis	6010C		1	307098	07/30/19 19:09	SPP	TAL SEA
Total Recoverable	Prep	3005A			306944	07/29/19 15:21	JCP	TAL SEA
Total Recoverable	Analysis	6020A		1	307097	07/30/19 15:23	FCW	TAL SEA
Total/NA	Analysis	300.0		1	307435	08/02/19 19:47	EMM	TAL SEA
Total/NA	Prep	Distill/Ammonia			306802	07/26/19 10:19	AAC	TAL SEA
Total/NA	Analysis	350.1		1	306803	07/27/19 10:24	EMM	TAL SEA
Total/NA	Analysis	353.2		5	307556	08/05/19 20:22	JKM	TAL SEA
Total/NA	Analysis	SM 2320B		1	307292	08/01/19 14:32	ESB	TAL SEA
Total/NA	Analysis	SM 2540C		1	307065	07/30/19 15:03	EMM	TAL SEA
Total/NA	Prep	SM 5220			307609	08/06/19 09:15	R1K	TAL SEA
Total/NA	Analysis	SM 5220D		1	307610	08/06/19 09:15	R1K	TAL SEA
Total/NA	Analysis	SM 5310B		1	307885	08/08/19 04:52	R1K	TAL SEA

Client Sample ID: 0719-10

Lab Sample ID: 580-87941-10

Date Collected: 07/24/19 10:50

Matrix: Water

Date Received: 07/25/19 12:55

Prep Type	Batch Type	Batch Method	Run	Dilution Factor	Batch Number	Prepared or Analyzed	Analyst	Lab
Total/NA	Analysis	8260C		1	306774	07/27/19 00:48	T1W	TAL SEA

Eurofins TestAmerica, Seattle

Lab Chronicle

Client: SCS Engineers
 Project/Site: Coupeville Solid Waste Facility

Job ID: 580-87941-1

Client Sample ID: 0719-10

Lab Sample ID: 580-87941-10

Date Collected: 07/24/19 10:50

Matrix: Water

Date Received: 07/25/19 12:55

Prep Type	Batch Type	Batch Method	Run	Dilution Factor	Batch Number	Prepared or Analyzed	Analyst	Lab
Total/NA	Analysis	8260C	RA	1	307312	08/01/19 22:24	TL1	TAL SEA
Dissolved	Prep	3005A			306898	07/29/19 10:37	ART	TAL SEA
Dissolved	Analysis	6010C		1	307098	07/30/19 19:22	SPP	TAL SEA
Total Recoverable	Prep	3005A			306944	07/29/19 15:21	JCP	TAL SEA
Total Recoverable	Analysis	6020A		1	307097	07/30/19 15:27	FCW	TAL SEA
Total/NA	Analysis	300.0		1	307435	08/02/19 19:59	EMM	TAL SEA
Total/NA	Prep	Distill/Ammonia			306802	07/26/19 10:19	AAC	TAL SEA
Total/NA	Analysis	350.1		1	306803	07/27/19 10:24	EMM	TAL SEA
Total/NA	Analysis	353.2		5	307556	08/05/19 20:23	JKM	TAL SEA
Total/NA	Analysis	SM 2320B		1	307292	08/01/19 14:32	ESB	TAL SEA
Total/NA	Analysis	SM 2540C		1	307065	07/30/19 15:03	EMM	TAL SEA
Total/NA	Prep	SM 5220			307609	08/06/19 09:15	R1K	TAL SEA
Total/NA	Analysis	SM 5220D		1	307610	08/06/19 09:15	R1K	TAL SEA
Total/NA	Analysis	SM 5310B		1	307885	08/08/19 05:07	R1K	TAL SEA

Client Sample ID: 0719-11

Lab Sample ID: 580-87941-11

Date Collected: 07/24/19 11:55

Matrix: Water

Date Received: 07/25/19 12:55

Prep Type	Batch Type	Batch Method	Run	Dilution Factor	Batch Number	Prepared or Analyzed	Analyst	Lab
Total/NA	Analysis	8260C		1	306774	07/27/19 01:15	T1W	TAL SEA
Total/NA	Analysis	8260C	RA	1	307590	08/06/19 12:25	CJ	TAL SEA
Total/NA	Analysis	8260C	RA	1	307312	08/01/19 22:50	TL1	TAL SEA

Client Sample ID: 0709-12

Lab Sample ID: 580-87941-12

Date Collected: 07/24/19 12:45

Matrix: Water

Date Received: 07/25/19 12:55

Prep Type	Batch Type	Batch Method	Run	Dilution Factor	Batch Number	Prepared or Analyzed	Analyst	Lab
Total/NA	Analysis	8260C		1	306774	07/27/19 01:41	T1W	TAL SEA
Total/NA	Analysis	8260C	RA	1	307312	08/01/19 23:16	TL1	TAL SEA
Dissolved	Prep	3005A			306898	07/29/19 10:37	ART	TAL SEA
Dissolved	Analysis	6010C		1	307098	07/30/19 19:25	SPP	TAL SEA
Total Recoverable	Prep	3005A			306944	07/29/19 15:21	JCP	TAL SEA
Total Recoverable	Analysis	6020A		1	307097	07/30/19 15:32	FCW	TAL SEA
Total/NA	Analysis	300.0		1	307435	08/02/19 20:10	EMM	TAL SEA
Total/NA	Prep	Distill/Ammonia			306802	07/26/19 10:19	AAC	TAL SEA
Total/NA	Analysis	350.1		1	306803	07/27/19 10:24	EMM	TAL SEA
Total/NA	Analysis	353.2		1	307556	08/05/19 19:23	JKM	TAL SEA
Total/NA	Analysis	SM 2320B		1	307292	08/01/19 14:32	ESB	TAL SEA
Total/NA	Analysis	SM 2540C		1	307065	07/30/19 15:03	EMM	TAL SEA
Total/NA	Prep	SM 5220			307609	08/06/19 09:15	R1K	TAL SEA
Total/NA	Analysis	SM 5220D		1	307610	08/06/19 09:15	R1K	TAL SEA

Eurofins TestAmerica, Seattle

Lab Chronicle

Client: SCS Engineers
 Project/Site: Coupeville Solid Waste Facility

Job ID: 580-87941-1

Client Sample ID: 0709-12

Lab Sample ID: 580-87941-12

Date Collected: 07/24/19 12:45

Matrix: Water

Date Received: 07/25/19 12:55

Prep Type	Batch Type	Batch Method	Run	Dilution Factor	Batch Number	Prepared or Analyzed	Analyst	Lab
Total/NA	Analysis	SM 5310B		1	307885	08/08/19 05:23	R1K	TAL SEA

Client Sample ID: Trip Blank

Lab Sample ID: 580-87941-13

Date Collected: 07/24/19 00:01

Matrix: Water

Date Received: 07/25/19 12:55

Prep Type	Batch Type	Batch Method	Run	Dilution Factor	Batch Number	Prepared or Analyzed	Analyst	Lab
Total/NA	Analysis	8260C		1	306774	07/27/19 02:08	T1W	TAL SEA
Total/NA	Analysis	8260C	RA	1	307312	08/01/19 23:43	TL1	TAL SEA

Laboratory References:

TAL SEA = Eurofins TestAmerica, Seattle, 5755 8th Street East, Tacoma, WA 98424, TEL (253)922-2310



Accreditation/Certification Summary

Client: SCS Engineers
 Project/Site: Coupeville Solid Waste Facility

Job ID: 580-87941-1

Laboratory: Eurofins TestAmerica, Seattle

Unless otherwise noted, all analytes for this laboratory were covered under each accreditation/certification below.

Authority	Program	EPA Region	Identification Number	Expiration Date
Washington	State Program	10	C553	02-17-20

The following analytes are included in this report, but the laboratory is not certified by the governing authority. This list may include analytes for which the agency does not offer certification.

Analysis Method	Prep Method	Matrix	Analyte
6010C	3005A	Water	Calcium
6010C	3005A	Water	Iron
6010C	3005A	Water	Magnesium
6010C	3005A	Water	Manganese
6010C	3005A	Water	Potassium
6010C	3005A	Water	Sodium
6020A	3005A	Water	Antimony
6020A	3005A	Water	Arsenic
6020A	3005A	Water	Barium
6020A	3005A	Water	Beryllium
6020A	3005A	Water	Cadmium
6020A	3005A	Water	Chromium
6020A	3005A	Water	Cobalt
6020A	3005A	Water	Copper
6020A	3005A	Water	Lead
6020A	3005A	Water	Nickel
6020A	3005A	Water	Selenium
6020A	3005A	Water	Silver
6020A	3005A	Water	Thallium
6020A	3005A	Water	Vanadium
6020A	3005A	Water	Zinc
SM 2320B		Water	Hydroxide Alkalinity as CaCO3

Sample Summary


Client: SCS Engineers
Project/Site: Coupeville Solid Waste Facility

Job ID: 580-87941-1

Lab Sample ID	Client Sample ID	Matrix	Collected	Received	Asset ID
580-87941-1	0719-01	Water	07/23/19 10:38	07/25/19 12:55	
580-87941-2	0719-02	Water	07/23/19 11:27	07/25/19 12:55	
580-87941-3	0719-03	Water	07/23/19 12:47	07/25/19 12:55	
580-87941-4	0719-04	Water	07/23/19 13:50	07/25/19 12:55	
580-87941-5	0719-05	Water	07/23/19 14:48	07/25/19 12:55	
580-87941-6	0719-06	Water	07/23/19 16:00	07/25/19 12:55	
580-87941-7	0719-07	Water	07/23/19 17:05	07/25/19 12:55	
580-87941-8	0719-08	Water	07/24/19 09:40	07/25/19 12:55	
580-87941-9	0719-09	Water	07/24/19 10:40	07/25/19 12:55	
580-87941-10	0719-10	Water	07/24/19 10:50	07/25/19 12:55	
580-87941-11	0719-11	Water	07/24/19 11:55	07/25/19 12:55	
580-87941-12	0709-12	Water	07/24/19 12:45	07/25/19 12:55	
580-87941-13	Trip Blank	Water	07/24/19 00:01	07/25/19 12:55	

Client SCS Engineers Client Contact Dan Vanchiarutti / Sam Grabar Date 7/25/19 Chain of Custody Number 35848
 Address 2405 140th Ave NE # 107 Telephone Number (Area Code)/Fax Number 425-766-3362 Lab Number _____
 City Bellame State WA Zip Code 98005 Sampler Sam G. Lab Contact Nate Lewis Analysis (Attach list if more space is needed)
 Project Name and Location (State) Coupenille Solid Waste Facility Billing Contact _____
 Contract/Purchase Order/Quote No. _____

Sample I.D. and Location/Description (Containers for each sample may be combined on one line)	Date	Time	Matrix				Containers & Preservatives						Total Metals	Dissolved Metals	Cl Fluoride, SO4	Ammonia	TDC COD	Nitrate/Nitrite	Alkalinity	TDS	Carbonate/Bicarb	VOCs	Special Instructions/ Conditions of Receipt			
			Air	Aqueous	Sed.	Soil	Unpres.	H2SO4	HNO3	HCl	NaOH	ZnAc												MeOH		
0719-01	7/23/19			X																						
0719-02								2	3	2	3		X	X	X	X	X	X	X	X	X	X				
0719-03																										
0719-04																										
0719-05																										
0719-06																										
0719-07																										
0719-08	7/24/19																									
0719-09																										
0719-10																										
0719-11																										
0719-12								2	3	2	3		X	X	X	X	X	X	X	X	X	X				



Cooler Yes No Cooler Temp: _____ Possible Hazard Identification Non-Hazard Flammable Skin Irritant Poison B Unknown Return To Client Disposal By Lab Archive For _____ Months (A fee may be assessed if samples are retained longer than 1 month)

Turn Around Time Required (business days) 24 Hours 48 Hours 5 Days 10 Days 15 Days Other Standard QC Requirements (Specify)

1. Relinquished By Sign/Print <u>Sam Grabar</u>	Date <u>7/25/19</u>	Time <u>1255</u>	1. Received By Sign/Print <u>Francisco Luna, Jr.</u>	Date <u>7/25/19</u>	Time <u>1255</u>
2. Relinquished By Sign/Print	Date	Time	2. Received By Sign/Print	Date	Time
3. Relinquished By Sign/Print	Date	Time	3. Received By Sign/Print	Date	Time

Comments _____

Client <u>SCS Engineers</u>		Client Contact <u>Duba U.</u>		Date <u>7/25/19</u>	Chain of Custody Number <u>35787</u>
Address <u>2405 140th Ave NE # 107</u>		Telephone Number (Area Code)/Fax Number <u>425-766-3367</u>		Lab Number	
City <u>Belleme</u>	State <u>WA</u>	Zip Code <u>98005</u>	Sampler <u>Sam G.</u>	Lab Contact <u>Nate Lewis</u>	Page <u>2</u> of <u>2</u>

Project Name and Location (State) Carpville Solid Waste Facility
 Contract/Purchase Order/Quote No. _____

Sample I.D. and Location/Description (Containers for each sample may be combined on one line)	Date	Time	Matrix				Containers & Preservatives						Analysis (Attach list if more space is needed)	Special Instructions/ Conditions of Receipt
			Air	Aqueous	Sed.	Soil	Unpres.	H2SO4	HNO3	HCl	NaOH	ZnAc/NaOH		
<u>Trip blank</u>	<u>7/24/19</u>	<u>-</u>		<u>X</u>									<u>X</u>	

Cooler Yes No Cooler Temp: _____ Possible Hazard Identification Non-Hazard Flammable Skin Irritant Poison B Unknown Return To Client Disposal By Lab Archive For _____ Months (A fee may be assessed if samples are retained longer than 1 month)

Turn Around Time Required (business days) 24 Hours 48 Hours 5 Days 10 Days 15 Days Other Standard QC Requirements (Specify)

1. Relinquished By Sign/Print <u>Sam Gruber</u>	Date <u>7/25/19</u>	Time <u>1255</u>	1. Received By Sign/Print <u>Francisco Luis, Jr</u>	Date <u>7/25/19</u>	Time <u>1255</u>
2. Relinquished By Sign/Print	Date	Time	2. Received By Sign/Print	Date	Time
3. Relinquished By Sign/Print	Date	Time	3. Received By Sign/Print	Date	Time

Comments _____

Therm. ID: A1 Cor: 4.5 ° Unc: 48 °
Cooler Dsc: By Blue FedEX:
Packing: Bubble UPS:
Cust. Seal: Yes No X Lab Cour: XX
Blue Ice, Yes Dry, None Other: XX

Therm. ID: A1 Cor: 6.4 ° Unc: 6.7 °
Cooler Dsc: By Blue FedEX:
Packing: Bubble UPS:
Cust. Seal: Yes No Y Lab Cour: X
Blue Ice, Yes Dry, None Other: XX

Therm. ID: A1 Cor: 6.3 ° Unc: 6.6 °
Cooler Dsc: By Blue FedEX:
Packing: Bubble UPS:
Cust. Seal: Yes No X Lab Cour: X
Blue Ice, Yes Dry, None Other: XX

Therm. ID: A1 Cor: 0.5 ° Unc: 0.8 °
Cooler Dsc: By Blue FedEX:
Packing: Bubble UPS:
Cust. Seal: Yes No X Lab Cour: X
Blue Ice, Yes Dry, None Other: XX



Login Sample Receipt Checklist

Client: SCS Engineers

Job Number: 580-87941-1

Login Number: 87941

List Source: Eurofins TestAmerica, Seattle

List Number: 1

Creator: Vallelunga, Diana L

Question	Answer	Comment
Radioactivity wasn't checked or is <=/ background as measured by a survey meter.	N/A	
The cooler's custody seal, if present, is intact.	True	
Sample custody seals, if present, are intact.	True	
The cooler or samples do not appear to have been compromised or tampered with.	True	
Samples were received on ice.	True	
Cooler Temperature is acceptable.	True	
Cooler Temperature is recorded.	True	
COC is present.	True	
COC is filled out in ink and legible.	True	
COC is filled out with all pertinent information.	True	
Is the Field Sampler's name present on COC?	True	
There are no discrepancies between the containers received and the COC.	True	
Samples are received within Holding Time (excluding tests with immediate HTs)	True	
Sample containers have legible labels.	True	
Containers are not broken or leaking.	True	
Sample collection date/times are provided.	True	
Appropriate sample containers are used.	True	
Sample bottles are completely filled.	True	
Sample Preservation Verified.	True	
There is sufficient vol. for all requested analyses, incl. any requested MS/MSDs	True	
Containers requiring zero headspace have no headspace or bubble is <6mm (1/4").	True	
Multiphasic samples are not present.	True	
Samples do not require splitting or compositing.	True	
Residual Chlorine Checked.	N/A	



FOURTH QTR. 2019 DATA VALIDATION REPORT – ISLAND CO. CSWF

Project Details

Project No.	04207033.12	Site Name	Island County Coupeville SWF
Data Validator	Travis Berndahl	Data Level	Level 2
Date	12/17/2019	DV Tier	Tier 1
QA Document	CSWF Groundwater Sampling, Analysis, and Quality Assurance Project Plan (Revised September 2007)		

Sample Login Summary

Sample Group	Sample Login Comments	Analytical Lab (Primary)
580-90272-1	No comments	Test America – Seattle, WA
580-90350-1	No Comments	Test America – Seattle, WA

Analytical Summary

Sample Group	Analyses					
	Metals	Ns, COD	VOCs	Ions/TDS	Alk	TOC
580-90272-1	X	X	X	X	X	X
580-90350-1	X	X	X	X	X	X

Notes:

X = Analysis performed on at least one sample in sample group.

- = Analysis not performed on any sample in sample group.

Laboratory Quality Assurance Samples

Lab QA Samples	Results	Comments
Method Blank	Acceptable	No Comments.
LCS/LCSD	Acceptable	The LCS and LCSD recovered outside control limits for 2-Hexanone. This analyte has been identified as a poor performing analyte when analyzed using this method. (580-90272-1, 580-90350-1). The LCS and LCSD recovered outside control limits for Acetone and Zinc. The analytes were not detected in the associated samples. (580-90272-1, 580-90350-1).
Duplicates	Acceptable	No Comments.
MS/MSD	Acceptable	The continuing calibration verification (CCV) associated with the sample batch recovered above the upper control limit for 2-Hexanone, Acetone, and Toluene. (580-90272-1). The CCV associated with the sample batch



Lab QA Samples	Results	Comments
		<p>recovered above the upper control limit for 1,2,4-Trimethylbenzene, sec-Butylbenzene, 4-Isopropyltoluene, Hexachlorobutadiene, Isopropylbenzene, Acetone, 2-Hexanone, 2-Butanone, and Toluene. (580-90350-1).</p> <p>Surrogate recovery was outside the upper control limit for sample 1019-28. (580-90350-1)</p> <p>The response factors on a sample from another client were outside calibration range for 2-Butanone. Any detection for these analytes are considered estimated. (580-90272-1, 580-90350-1)</p> <p>Sample 1019-15 was diluted for method 8260C to bring target analytes within the calibration range. (580-90272-1).</p>
General Chemistry	Acceptable	The MS/MSD recoveries for Methods 353.2, 415.1, 9060A, and SM 5310B were outside control limits. LCS recovery was within acceptable limits. (580-90272-1).

Field Quality Assurance Samples

Field QA Samples	Sample Group	Analytes	Notes
Field Replicates	580-90272-1	See below.	See detailed results below.
Trip Blank	580-90272-1, 580-90350-1	N/A	No Detections.

Lab Quality Flags

Lab Qualifiers	Description	Lab Group
F1	MS and/or MSD Recovery is outside acceptance limits.	580-90272-1, 580-90350-1
*	LCS or LCSD is outside acceptance limits	580-90272-1, 580-90350-1
X	Surrogate is outside control limits.	580-90350-1
J	Result is less than the RL but greater than or equal to the MDL and the concentration is an approximate value	580-90272-1, 580-90350-1
4	MS, MSD: The analyte present in the original sample is greater than 4 times the matrix spike concentrations; therefore, control limits are not applicable.	580-90350-1

Field Duplicate Evaluation

Analyte	Units	N3S (1019-02)	N3S DUP (1019-03)	RPD (%)	E4S (1019-11)	E4S DUP (1019-12)	RPD (%)
Alkalinity	mg/L	440	430	2.3	560	560	0.0
Arsenic	mg/L	0.0023	0.0023	0.0	0.0027	0.0023	16.0
Barium	mg/L	0.03	0.031	3.3	0.045	0.041	9.3
Bicarbonate Alkalinity as CaCO ₃	mg/L	440	430	2.3	560	560	0.0
Calcium	mg/L	140	140	0.0	170	170	0.0
Chloride	mg/L	33	34	3.0	39	39	0.0
Chromium	mg/L	0.01	0.01	0.0	0.0062	0.0058	6.7
Magnesium	mg/L	50	50	0.0	66	67	1.5
Nitrate Nitrite as N	mg/L	7.3	7.7	5.3	3.3	3.4	3.0
Potassium	mg/L	6	6	0.0	6.8	6.8	0.0
Sodium	mg/L	30	30	0.0	34	34	0.0
Sulfate	mg/L	43	43	0.0	42	43	2.4
Total Dissolved Solids	mg/L	570	570	0.0	710	710	0.0
Total Organic Carbon	mg/L	1.1	1.0 U	9.5*	1.0 U	1.0 U	0.0
Trichlorofluoromethane	µg/L	1.4	1.3	7.4	0.5 U	0.5 U	0.0
Vanadium	mg/L	0.0056	0.0056	0.0	0.0064	0.0059	8.1
Vinyl chloride	µg/L	0.02 U	0.02 U	0.0	0.099	0.12	19.2

* RPD based on result as compared to the Reporting Limit (RL) for a non-detection in the compared sample

U = Result was not detected at or above a concentration greater than the RL. Value provided is the RL for the given sample.

Additional Data Flags

Flag	Description
U	Not detected above the method reporting limit.

Qualified Data and Usability

Lab qualifiers are noted. All data, as qualified, are acceptable for use.

ANALYTICAL REPORT

Eurofins TestAmerica, Seattle
5755 8th Street East
Tacoma, WA 98424
Tel: (253)922-2310

Laboratory Job ID: 580-90272-1

Client Project/Site: Coupeville Solid Waste Facility Groundwa

For:

SCS Engineers
2405 140th Avenue NE
Suite 107
Bellevue, Washington 98005-1877

Attn: Mr. Dan Venchiarutti



*Authorized for release by:
11/14/2019 2:58:20 PM*

Nathan Lewis, Project Manager I
(253)922-2310
nathan.lewis@testamericainc.com



..... LINKS

Review your project
results through
TotalAccess

Have a Question?



Visit us at:
www.testamericainc.com

This report has been electronically signed and authorized by the signatory. Electronic signature is intended to be the legally binding equivalent of a traditionally handwritten signature.

Results relate only to the items tested and the sample(s) as received by the laboratory.



Table of Contents

Cover Page	1
Table of Contents	2
Case Narrative	3
Definitions	5
Client Sample Results	6
QC Sample Results	42
Chronicle	65
Certification Summary	73
Sample Summary	75
Chain of Custody	76
Receipt Checklists	81

Case Narrative

Client: SCS Engineers
Project/Site: Coupeville Solid Waste Facility Groundwa

Job ID: 580-90272-1

Job ID: 580-90272-1

Laboratory: Eurofins TestAmerica, Seattle

Narrative

Job Narrative 580-90272-1

Comments

No additional comments.

Receipt

The samples were received on 10/23/2019 2:15 PM; the samples arrived in good condition, properly preserved and, where required, on ice. The temperatures of the 6 coolers at receipt time were 4.0° C, 4.4° C, 4.9° C, 5.4° C, 5.5° C and 5.9° C.

GC/MS VOA

Method 8260C: The laboratory control sample (LCS) and laboratory control sample duplicate (LCSD) for analytical batch 580-315696 recovered outside control limits for the following analytes: 2-Hexanone and Acetone. These analytes were biased high in the LCS and were not detected in the associated samples; therefore, the data have been reported.

Method 8260C: The continuing calibration verification (CCV) associated with batch 580-315696 recovered above the upper control limit for 2-Hexanone, Acetone and Toluene. The samples associated with this CCV were non-detects for the affected analytes; therefore, the data have been reported. The following samples are impacted: 1019-01 (580-90272-1), 1019-02 (580-90272-2), 1019-03 (580-90272-3), 1019-04 (580-90272-4), 1019-05 (580-90272-5), 1019-06 (580-90272-6) and (CCVIS 580-315696/3).

Method 8260C: The minimum response factor (RF) criteria for the continuing calibration verification (CCV) analyzed in batch 580-315700 was outside criteria for the following analyte(s): 2-Butanone. As indicated in the reference method, sample analysis may proceed; however, any detection or non-detection for the affected analyte(s) is considered estimated.

Method 8260C: The minimum response factor (RF) criteria for the continuing calibration verification (CCV) analyzed in batch 580-315696 was outside criteria for the following analyte: 2-Butanone. As indicated in the reference method, sample analysis may proceed; however, any detection or non-detection for the affected analyte(s) is considered estimated.

Method 8260C: The CCV for analytical batch 580-315700 recovered outside control limits for the following analyte(s): 2-Hexanone. 2-Hexanone has been identified as a poor performing analyte when analyzed using this method; therefore, re-analysis was not performed. These results have been reported and qualified.

Method 8260C: The following sample was diluted to bring the concentration of target analytes within the calibration range: 1019-15 (580-90272-15). Elevated reporting limits (RLs) are provided.

No additional analytical or quality issues were noted, other than those described above or in the Definitions/Glossary page.

Metals

Method 6020A: The laboratory control sample duplicate (LCSD) for batch 315879 recovered outside control limits for the following analytes: Zinc. These analytes were biased high in the LCSD and were not detected in the associated samples; therefore, the data have been reported.

No additional analytical or quality issues were noted, other than those described above or in the Definitions/Glossary page.

General Chemistry

Methods 415.1, 9060A, SM 5310B: The matrix spike / matrix spike duplicate (MS/MSD) recoveries for analytical batch 580-315850 were outside control limits. Sample matrix interference and/or non-homogeneity are suspected because the associated laboratory control sample (LCS) recovery was within acceptance limits.

Method 353.2: The matrix spike / matrix spike duplicate (MS/MSD) recoveries for 315913 were outside control limits. Sample matrix interference and/or non-homogeneity are suspected because the associated laboratory control sample (LCS) recovery was within acceptance limits.

Method 353.2: The matrix spike / matrix spike duplicate (MS/MSD) recoveries for 316030 were outside control limits. Sample matrix interference and/or non-homogeneity are suspected because the associated laboratory control sample (LCS) recovery was within

Case Narrative

Client: SCS Engineers
Project/Site: Coupeville Solid Waste Facility Groundwa

Job ID: 580-90272-1

Job ID: 580-90272-1 (Continued)

Laboratory: Eurofins TestAmerica, Seattle (Continued)

acceptance limits.

No additional analytical or quality issues were noted, other than those described above or in the Definitions/Glossary page.

VOA Prep

No analytical or quality issues were noted, other than those described in the Definitions/Glossary page.

- 1
- 2
- 3
- 4
- 5
- 6
- 7
- 8
- 9
- 10
- 11

Definitions/Glossary

Client: SCS Engineers
Project/Site: Coupeville Solid Waste Facility Groundwa

Job ID: 580-90272-1

Qualifiers

GC/MS VOA

Qualifier	Qualifier Description
*	LCS or LCSD is outside acceptance limits.
J	Result is less than the RL but greater than or equal to the MDL and the concentration is an approximate value.

Metals

Qualifier	Qualifier Description
F1	MS and/or MSD Recovery is outside acceptance limits.

General Chemistry

Qualifier	Qualifier Description
F1	MS and/or MSD Recovery is outside acceptance limits.

Glossary

Abbreviation	These commonly used abbreviations may or may not be present in this report.
α	Listed under the "D" column to designate that the result is reported on a dry weight basis
%R	Percent Recovery
CFL	Contains Free Liquid
CNF	Contains No Free Liquid
DER	Duplicate Error Ratio (normalized absolute difference)
Dil Fac	Dilution Factor
DL	Detection Limit (DoD/DOE)
DL, RA, RE, IN	Indicates a Dilution, Re-analysis, Re-extraction, or additional Initial metals/anion analysis of the sample
DLC	Decision Level Concentration (Radiochemistry)
EDL	Estimated Detection Limit (Dioxin)
LOD	Limit of Detection (DoD/DOE)
LOQ	Limit of Quantitation (DoD/DOE)
MDA	Minimum Detectable Activity (Radiochemistry)
MDC	Minimum Detectable Concentration (Radiochemistry)
MDL	Method Detection Limit
ML	Minimum Level (Dioxin)
NC	Not Calculated
ND	Not Detected at the reporting limit (or MDL or EDL if shown)
PQL	Practical Quantitation Limit
QC	Quality Control
RER	Relative Error Ratio (Radiochemistry)
RL	Reporting Limit or Requested Limit (Radiochemistry)
RPD	Relative Percent Difference, a measure of the relative difference between two points
TEF	Toxicity Equivalent Factor (Dioxin)
TEQ	Toxicity Equivalent Quotient (Dioxin)

Client Sample Results

Client: SCS Engineers
 Project/Site: Coupeville Solid Waste Facility Groundwa

Job ID: 580-90272-1

Client Sample ID: 1019-01

Lab Sample ID: 580-90272-1

Date Collected: 10/21/19 11:40

Matrix: Water

Date Received: 10/23/19 14:15

Method: 8260C - Volatile Organic Compounds (GC/MS)

Analyte	Result	Qualifier	RL	MDL	Unit	D	Prepared	Analyzed	Dil Fac
1,1,1,2-Tetrachloroethane	ND		0.30		ug/L			11/01/19 02:42	1
1,1,1-Trichloroethane	ND		0.20		ug/L			11/01/19 02:42	1
1,1,2,2-Tetrachloroethane	ND		0.20		ug/L			11/01/19 02:42	1
1,1,2-Trichloroethane	ND		0.20		ug/L			11/01/19 02:42	1
1,1-Dichloroethane	ND		0.20		ug/L			11/01/19 02:42	1
1,1-Dichloroethene	ND		0.20		ug/L			11/01/19 02:42	1
1,2,3-Trichloropropane	ND		0.20		ug/L			11/01/19 02:42	1
1,2-Dibromo-3-Chloropropane	ND		2.0		ug/L			11/01/19 02:42	1
1,2-Dibromoethane	ND		0.10		ug/L			11/01/19 02:42	1
1,2-Dichlorobenzene	ND		0.30		ug/L			11/01/19 02:42	1
1,2-Dichloroethane	ND		0.20		ug/L			11/01/19 02:42	1
1,2-Dichloropropane	ND		0.20		ug/L			11/01/19 02:42	1
1,4-Dichlorobenzene	ND		0.30		ug/L			11/01/19 02:42	1
2-Butanone	ND		10		ug/L			11/01/19 02:42	1
2-Hexanone	ND *		3.0		ug/L			11/01/19 02:42	1
4-Methyl-2-pentanone	ND		5.0		ug/L			11/01/19 02:42	1
Acetone	ND *		6.0		ug/L			11/01/19 02:42	1
Acrylonitrile	ND		10		ug/L			11/01/19 02:42	1
Benzene	ND		0.20		ug/L			11/01/19 02:42	1
Bromochloromethane	ND		0.20		ug/L			11/01/19 02:42	1
Bromodichloromethane	ND		0.20		ug/L			11/01/19 02:42	1
Bromoform	ND		0.50		ug/L			11/01/19 02:42	1
Bromomethane	ND		0.50		ug/L			11/01/19 02:42	1
Carbon disulfide	ND		0.30		ug/L			11/01/19 02:42	1
Carbon tetrachloride	ND		0.20		ug/L			11/01/19 02:42	1
Chlorobenzene	ND		0.20		ug/L			11/01/19 02:42	1
Chloroethane	ND		0.50		ug/L			11/01/19 02:42	1
Chloroform	ND		0.20		ug/L			11/01/19 02:42	1
Chloromethane	ND		0.50		ug/L			11/01/19 02:42	1
cis-1,2-Dichloroethene	ND		0.20		ug/L			11/01/19 02:42	1
cis-1,3-Dichloropropene	ND		0.20		ug/L			11/01/19 02:42	1
Dibromochloromethane	ND		0.20		ug/L			11/01/19 02:42	1
Dibromomethane	ND		0.20		ug/L			11/01/19 02:42	1
Ethylbenzene	ND		0.20		ug/L			11/01/19 02:42	1
m,p-Xylene	ND		0.50		ug/L			11/01/19 02:42	1
Methyl iodide	ND		0.50		ug/L			11/01/19 02:42	1
Methylene Chloride	ND		5.0		ug/L			11/01/19 02:42	1
o-Xylene	ND		0.50		ug/L			11/01/19 02:42	1
Styrene	ND		0.50		ug/L			11/01/19 02:42	1
Tetrachloroethene	ND		0.50		ug/L			11/01/19 02:42	1
Toluene	ND		0.20		ug/L			11/01/19 02:42	1
trans-1,2-Dichloroethene	ND		0.20		ug/L			11/01/19 02:42	1
trans-1,3-Dichloropropene	ND		0.20		ug/L			11/01/19 02:42	1
trans-1,4-Dichloro-2-butene	ND		2.0		ug/L			11/01/19 02:42	1
Trichloroethene	ND		0.20		ug/L			11/01/19 02:42	1
Trichlorofluoromethane	ND		0.50		ug/L			11/01/19 02:42	1
Vinyl acetate	ND		1.5		ug/L			11/01/19 02:42	1
Vinyl chloride	ND		0.020		ug/L			11/01/19 02:42	1

Client Sample Results

Client: SCS Engineers
 Project/Site: Coupeville Solid Waste Facility Groundwa

Job ID: 580-90272-1

Client Sample ID: 1019-01

Lab Sample ID: 580-90272-1

Date Collected: 10/21/19 11:40

Matrix: Water

Date Received: 10/23/19 14:15

Surrogate	%Recovery	Qualifier	Limits	Prepared	Analyzed	Dil Fac
1,2-Dichloroethane-d4 (Surr)	114		80 - 120		11/01/19 02:42	1
4-Bromofluorobenzene (Surr)	95		80 - 120		11/01/19 02:42	1
Dibromofluoromethane (Surr)	109		80 - 120		11/01/19 02:42	1
Toluene-d8 (Surr)	98		80 - 120		11/01/19 02:42	1
Trifluorotoluene (Surr)	107		80 - 120		11/01/19 02:42	1

Method: 6010C - Metals (ICP) - Dissolved

Analyte	Result	Qualifier	RL	MDL	Unit	D	Prepared	Analyzed	Dil Fac
Calcium	76		1.1		mg/L		11/04/19 08:08	11/04/19 23:34	1
Iron	ND		0.30		mg/L		11/04/19 08:08	11/04/19 23:34	1
Magnesium	29		1.1		mg/L		11/04/19 08:08	11/04/19 23:34	1
Manganese	0.037		0.020		mg/L		11/04/19 08:08	11/04/19 23:34	1
Potassium	6.0		3.3		mg/L		11/04/19 08:08	11/04/19 23:34	1
Sodium	22		2.0		mg/L		11/04/19 08:08	11/04/19 23:34	1

Method: 6020A - Metals (ICP/MS) - Total Recoverable

Analyte	Result	Qualifier	RL	MDL	Unit	D	Prepared	Analyzed	Dil Fac
Antimony	ND	F1	0.00040		mg/L		11/04/19 08:50	11/05/19 10:40	1
Arsenic	0.0081	F1	0.0010		mg/L		11/04/19 08:50	11/05/19 10:40	1
Barium	0.027	F1	0.0012		mg/L		11/04/19 08:50	11/05/19 10:40	1
Beryllium	ND	F1	0.00040		mg/L		11/04/19 08:50	11/05/19 10:40	1
Cadmium	ND	F1	0.00040		mg/L		11/04/19 08:50	11/05/19 10:40	1
Chromium	ND	F1	0.00040		mg/L		11/04/19 08:50	11/05/19 10:40	1
Cobalt	ND	F1	0.00040		mg/L		11/04/19 08:50	11/05/19 10:40	1
Copper	ND	F1	0.0020		mg/L		11/04/19 08:50	11/05/19 10:40	1
Lead	ND	F1	0.00080		mg/L		11/04/19 08:50	11/05/19 10:40	1
Nickel	ND	F1	0.0030		mg/L		11/04/19 08:50	11/05/19 10:40	1
Selenium	ND	F1	0.0080		mg/L		11/04/19 08:50	11/05/19 10:40	1
Silver	ND	F1	0.00040		mg/L		11/04/19 08:50	11/05/19 10:40	1
Thallium	ND	F1	0.0010		mg/L		11/04/19 08:50	11/05/19 10:40	1
Vanadium	ND	F1	0.0040		mg/L		11/04/19 08:50	11/05/19 10:40	1
Zinc	ND	F1	0.0070		mg/L		11/04/19 08:50	11/05/19 10:40	1

General Chemistry

Analyte	Result	Qualifier	RL	MDL	Unit	D	Prepared	Analyzed	Dil Fac
Fluoride	ND		0.20		mg/L			10/24/19 10:49	1
Chloride	39		0.90		mg/L			10/24/19 10:49	1
Sulfate	25		1.2		mg/L			10/24/19 10:49	1
Ammonia as N	ND		0.10		mg/L			11/04/19 12:33	1
Nitrate Nitrite as N	ND		0.15		mg/L			10/30/19 18:04	1
Total Organic Carbon	ND		1.0		mg/L			11/01/19 22:08	1
Analyte	Result	Qualifier	RL	RL	Unit	D	Prepared	Analyzed	Dil Fac
Alkalinity	260		5.0		mg/L			10/29/19 14:46	1
Bicarbonate Alkalinity as CaCO3	260		5.0		mg/L			10/29/19 14:46	1
Carbonate Alkalinity as CaCO3	ND		5.0		mg/L			10/29/19 14:46	1
Hydroxide Alkalinity as CaCO3	ND		5.0		mg/L			10/29/19 14:46	1
Total Dissolved Solids	350		10		mg/L			10/24/19 13:49	1
Chemical Oxygen Demand	ND		10		mg/L		10/29/19 13:47	10/29/19 13:47	1

Eurofins TestAmerica, Seattle

Client Sample Results

Client: SCS Engineers
 Project/Site: Coupeville Solid Waste Facility Groundwa

Job ID: 580-90272-1

Client Sample ID: 1019-02

Lab Sample ID: 580-90272-2

Date Collected: 10/21/19 12:30

Matrix: Water

Date Received: 10/23/19 14:15

Method: 8260C - Volatile Organic Compounds (GC/MS)

Analyte	Result	Qualifier	RL	MDL	Unit	D	Prepared	Analyzed	Dil Fac
1,1,1,2-Tetrachloroethane	ND		0.30		ug/L			11/01/19 03:08	1
1,1,1-Trichloroethane	ND		0.20		ug/L			11/01/19 03:08	1
1,1,2,2-Tetrachloroethane	ND		0.20		ug/L			11/01/19 03:08	1
1,1,2-Trichloroethane	ND		0.20		ug/L			11/01/19 03:08	1
1,1-Dichloroethane	ND		0.20		ug/L			11/01/19 03:08	1
1,1-Dichloroethene	ND		0.20		ug/L			11/01/19 03:08	1
1,2,3-Trichloropropane	ND		0.20		ug/L			11/01/19 03:08	1
1,2-Dibromo-3-Chloropropane	ND		2.0		ug/L			11/01/19 03:08	1
1,2-Dibromoethane	ND		0.10		ug/L			11/01/19 03:08	1
1,2-Dichlorobenzene	ND		0.30		ug/L			11/01/19 03:08	1
1,2-Dichloroethane	ND		0.20		ug/L			11/01/19 03:08	1
1,2-Dichloropropane	ND		0.20		ug/L			11/01/19 03:08	1
1,4-Dichlorobenzene	ND		0.30		ug/L			11/01/19 03:08	1
2-Butanone	ND		10		ug/L			11/01/19 03:08	1
2-Hexanone	ND *		3.0		ug/L			11/01/19 03:08	1
4-Methyl-2-pentanone	ND		5.0		ug/L			11/01/19 03:08	1
Acetone	ND *		6.0		ug/L			11/01/19 03:08	1
Acrylonitrile	ND		10		ug/L			11/01/19 03:08	1
Benzene	ND		0.20		ug/L			11/01/19 03:08	1
Bromochloromethane	ND		0.20		ug/L			11/01/19 03:08	1
Bromodichloromethane	ND		0.20		ug/L			11/01/19 03:08	1
Bromoform	ND		0.50		ug/L			11/01/19 03:08	1
Bromomethane	ND		0.50		ug/L			11/01/19 03:08	1
Carbon disulfide	ND		0.30		ug/L			11/01/19 03:08	1
Carbon tetrachloride	ND		0.20		ug/L			11/01/19 03:08	1
Chlorobenzene	ND		0.20		ug/L			11/01/19 03:08	1
Chloroethane	ND		0.50		ug/L			11/01/19 03:08	1
Chloroform	ND		0.20		ug/L			11/01/19 03:08	1
Chloromethane	ND		0.50		ug/L			11/01/19 03:08	1
cis-1,2-Dichloroethene	ND		0.20		ug/L			11/01/19 03:08	1
cis-1,3-Dichloropropene	ND		0.20		ug/L			11/01/19 03:08	1
Dibromochloromethane	ND		0.20		ug/L			11/01/19 03:08	1
Dibromomethane	ND		0.20		ug/L			11/01/19 03:08	1
Ethylbenzene	ND		0.20		ug/L			11/01/19 03:08	1
m,p-Xylene	ND		0.50		ug/L			11/01/19 03:08	1
Methyl iodide	ND		0.50		ug/L			11/01/19 03:08	1
Methylene Chloride	ND		5.0		ug/L			11/01/19 03:08	1
o-Xylene	ND		0.50		ug/L			11/01/19 03:08	1
Styrene	ND		0.50		ug/L			11/01/19 03:08	1
Tetrachloroethene	ND		0.50		ug/L			11/01/19 03:08	1
Toluene	ND		0.20		ug/L			11/01/19 03:08	1
trans-1,2-Dichloroethene	ND		0.20		ug/L			11/01/19 03:08	1
trans-1,3-Dichloropropene	ND		0.20		ug/L			11/01/19 03:08	1
trans-1,4-Dichloro-2-butene	ND		2.0		ug/L			11/01/19 03:08	1
Trichloroethene	ND		0.20		ug/L			11/01/19 03:08	1
Trichlorofluoromethane	1.4		0.50		ug/L			11/01/19 03:08	1
Vinyl acetate	ND		1.5		ug/L			11/01/19 03:08	1
Vinyl chloride	ND		0.020		ug/L			11/01/19 03:08	1

Client Sample Results

Client: SCS Engineers
 Project/Site: Coupeville Solid Waste Facility Groundwa

Job ID: 580-90272-1

Client Sample ID: 1019-02

Lab Sample ID: 580-90272-2

Date Collected: 10/21/19 12:30

Matrix: Water

Date Received: 10/23/19 14:15

Surrogate	%Recovery	Qualifier	Limits	Prepared	Analyzed	Dil Fac
1,2-Dichloroethane-d4 (Surr)	115		80 - 120		11/01/19 03:08	1
4-Bromofluorobenzene (Surr)	95		80 - 120		11/01/19 03:08	1
Dibromofluoromethane (Surr)	107		80 - 120		11/01/19 03:08	1
Toluene-d8 (Surr)	97		80 - 120		11/01/19 03:08	1
Trifluorotoluene (Surr)	108		80 - 120		11/01/19 03:08	1

Method: 6010C - Metals (ICP) - Dissolved

Analyte	Result	Qualifier	RL	MDL	Unit	D	Prepared	Analyzed	Dil Fac
Calcium	140		1.1		mg/L		11/04/19 08:08	11/04/19 23:59	1
Iron	ND		0.30		mg/L		11/04/19 08:08	11/04/19 23:59	1
Magnesium	50		1.1		mg/L		11/04/19 08:08	11/04/19 23:59	1
Manganese	ND		0.020		mg/L		11/04/19 08:08	11/04/19 23:59	1
Potassium	6.0		3.3		mg/L		11/04/19 08:08	11/04/19 23:59	1
Sodium	30		2.0		mg/L		11/04/19 08:08	11/04/19 23:59	1

Method: 6020A - Metals (ICP/MS) - Total Recoverable

Analyte	Result	Qualifier	RL	MDL	Unit	D	Prepared	Analyzed	Dil Fac
Antimony	ND		0.00040		mg/L		11/04/19 08:50	11/05/19 11:12	1
Arsenic	0.0023		0.0010		mg/L		11/04/19 08:50	11/05/19 11:12	1
Barium	0.030		0.0012		mg/L		11/04/19 08:50	11/05/19 11:12	1
Beryllium	ND		0.00040		mg/L		11/04/19 08:50	11/05/19 11:12	1
Cadmium	ND		0.00040		mg/L		11/04/19 08:50	11/05/19 11:12	1
Chromium	0.010		0.00040		mg/L		11/04/19 08:50	11/05/19 11:12	1
Cobalt	ND		0.00040		mg/L		11/04/19 08:50	11/05/19 11:12	1
Copper	ND		0.0020		mg/L		11/04/19 08:50	11/05/19 11:12	1
Lead	ND		0.00080		mg/L		11/04/19 08:50	11/05/19 11:12	1
Nickel	ND		0.0030		mg/L		11/04/19 08:50	11/05/19 11:12	1
Selenium	ND		0.0080		mg/L		11/04/19 08:50	11/05/19 11:12	1
Silver	ND		0.00040		mg/L		11/04/19 08:50	11/05/19 11:12	1
Thallium	ND		0.0010		mg/L		11/04/19 08:50	11/05/19 11:12	1
Vanadium	0.0056		0.0040		mg/L		11/04/19 08:50	11/05/19 11:12	1
Zinc	ND		0.0070		mg/L		11/04/19 08:50	11/05/19 11:12	1

General Chemistry

Analyte	Result	Qualifier	RL	MDL	Unit	D	Prepared	Analyzed	Dil Fac
Fluoride	ND		0.20		mg/L			10/24/19 10:37	1
Chloride	33		0.90		mg/L			10/24/19 10:37	1
Sulfate	43		1.2		mg/L			10/24/19 10:37	1
Ammonia as N	ND		0.10		mg/L			11/04/19 12:57	1
Nitrate Nitrite as N	7.3		0.75		mg/L			10/30/19 18:05	5
Total Organic Carbon	1.1		1.0		mg/L			11/01/19 22:23	1
Analyte	Result	Qualifier	RL	RL	Unit	D	Prepared	Analyzed	Dil Fac
Alkalinity	440		5.0		mg/L			10/29/19 14:46	1
Bicarbonate Alkalinity as CaCO3	440		5.0		mg/L			10/29/19 14:46	1
Carbonate Alkalinity as CaCO3	ND		5.0		mg/L			10/29/19 14:46	1
Hydroxide Alkalinity as CaCO3	ND		5.0		mg/L			10/29/19 14:46	1
Total Dissolved Solids	570		10		mg/L			10/24/19 13:49	1
Chemical Oxygen Demand	ND		100		mg/L		10/29/19 13:47	10/29/19 13:47	1

Eurofins TestAmerica, Seattle

Client Sample Results

Client: SCS Engineers
 Project/Site: Coupeville Solid Waste Facility Groundwa

Job ID: 580-90272-1

Client Sample ID: 1019-03

Lab Sample ID: 580-90272-3

Date Collected: 10/21/19 12:40

Matrix: Water

Date Received: 10/23/19 14:15

Method: 8260C - Volatile Organic Compounds (GC/MS)

Analyte	Result	Qualifier	RL	MDL	Unit	D	Prepared	Analyzed	Dil Fac
1,1,1,2-Tetrachloroethane	ND		0.30		ug/L			11/01/19 03:35	1
1,1,1-Trichloroethane	ND		0.20		ug/L			11/01/19 03:35	1
1,1,2,2-Tetrachloroethane	ND		0.20		ug/L			11/01/19 03:35	1
1,1,2-Trichloroethane	ND		0.20		ug/L			11/01/19 03:35	1
1,1-Dichloroethane	ND		0.20		ug/L			11/01/19 03:35	1
1,1-Dichloroethene	ND		0.20		ug/L			11/01/19 03:35	1
1,2,3-Trichloropropane	ND		0.20		ug/L			11/01/19 03:35	1
1,2-Dibromo-3-Chloropropane	ND		2.0		ug/L			11/01/19 03:35	1
1,2-Dibromoethane	ND		0.10		ug/L			11/01/19 03:35	1
1,2-Dichlorobenzene	ND		0.30		ug/L			11/01/19 03:35	1
1,2-Dichloroethane	ND		0.20		ug/L			11/01/19 03:35	1
1,2-Dichloropropane	ND		0.20		ug/L			11/01/19 03:35	1
1,4-Dichlorobenzene	ND		0.30		ug/L			11/01/19 03:35	1
2-Butanone	ND		10		ug/L			11/01/19 03:35	1
2-Hexanone	ND *		3.0		ug/L			11/01/19 03:35	1
4-Methyl-2-pentanone	ND		5.0		ug/L			11/01/19 03:35	1
Acetone	ND *		6.0		ug/L			11/01/19 03:35	1
Acrylonitrile	ND		10		ug/L			11/01/19 03:35	1
Benzene	ND		0.20		ug/L			11/01/19 03:35	1
Bromochloromethane	ND		0.20		ug/L			11/01/19 03:35	1
Bromodichloromethane	ND		0.20		ug/L			11/01/19 03:35	1
Bromoform	ND		0.50		ug/L			11/01/19 03:35	1
Bromomethane	ND		0.50		ug/L			11/01/19 03:35	1
Carbon disulfide	ND		0.30		ug/L			11/01/19 03:35	1
Carbon tetrachloride	ND		0.20		ug/L			11/01/19 03:35	1
Chlorobenzene	ND		0.20		ug/L			11/01/19 03:35	1
Chloroethane	ND		0.50		ug/L			11/01/19 03:35	1
Chloroform	ND		0.20		ug/L			11/01/19 03:35	1
Chloromethane	ND		0.50		ug/L			11/01/19 03:35	1
cis-1,2-Dichloroethene	ND		0.20		ug/L			11/01/19 03:35	1
cis-1,3-Dichloropropene	ND		0.20		ug/L			11/01/19 03:35	1
Dibromochloromethane	ND		0.20		ug/L			11/01/19 03:35	1
Dibromomethane	ND		0.20		ug/L			11/01/19 03:35	1
Ethylbenzene	ND		0.20		ug/L			11/01/19 03:35	1
m,p-Xylene	ND		0.50		ug/L			11/01/19 03:35	1
Methyl iodide	ND		0.50		ug/L			11/01/19 03:35	1
Methylene Chloride	ND		5.0		ug/L			11/01/19 03:35	1
o-Xylene	ND		0.50		ug/L			11/01/19 03:35	1
Styrene	ND		0.50		ug/L			11/01/19 03:35	1
Tetrachloroethene	ND		0.50		ug/L			11/01/19 03:35	1
Toluene	ND		0.20		ug/L			11/01/19 03:35	1
trans-1,2-Dichloroethene	ND		0.20		ug/L			11/01/19 03:35	1
trans-1,3-Dichloropropene	ND		0.20		ug/L			11/01/19 03:35	1
trans-1,4-Dichloro-2-butene	ND		2.0		ug/L			11/01/19 03:35	1
Trichloroethene	ND		0.20		ug/L			11/01/19 03:35	1
Trichlorofluoromethane	1.3		0.50		ug/L			11/01/19 03:35	1
Vinyl acetate	ND		1.5		ug/L			11/01/19 03:35	1
Vinyl chloride	ND		0.020		ug/L			11/01/19 03:35	1

Client Sample Results

Client: SCS Engineers
Project/Site: Coupeville Solid Waste Facility Groundwa

Job ID: 580-90272-1

Client Sample ID: 1019-03

Lab Sample ID: 580-90272-3

Date Collected: 10/21/19 12:40

Matrix: Water

Date Received: 10/23/19 14:15

Surrogate	%Recovery	Qualifier	Limits	Prepared	Analyzed	Dil Fac
1,2-Dichloroethane-d4 (Surr)	116		80 - 120		11/01/19 03:35	1
4-Bromofluorobenzene (Surr)	94		80 - 120		11/01/19 03:35	1
Dibromofluoromethane (Surr)	107		80 - 120		11/01/19 03:35	1
Toluene-d8 (Surr)	97		80 - 120		11/01/19 03:35	1
Trifluorotoluene (Surr)	109		80 - 120		11/01/19 03:35	1

Method: 6010C - Metals (ICP) - Dissolved

Analyte	Result	Qualifier	RL	MDL	Unit	D	Prepared	Analyzed	Dil Fac
Calcium	140		1.1		mg/L		11/04/19 08:08	11/05/19 00:02	1
Iron	ND		0.30		mg/L		11/04/19 08:08	11/05/19 00:02	1
Magnesium	50		1.1		mg/L		11/04/19 08:08	11/05/19 00:02	1
Manganese	ND		0.020		mg/L		11/04/19 08:08	11/05/19 00:02	1
Potassium	6.0		3.3		mg/L		11/04/19 08:08	11/05/19 00:02	1
Sodium	30		2.0		mg/L		11/04/19 08:08	11/05/19 00:02	1

Method: 6020A - Metals (ICP/MS) - Total Recoverable

Analyte	Result	Qualifier	RL	MDL	Unit	D	Prepared	Analyzed	Dil Fac
Antimony	ND		0.00040		mg/L		11/04/19 08:50	11/05/19 11:15	1
Arsenic	0.0023		0.0010		mg/L		11/04/19 08:50	11/05/19 11:15	1
Barium	0.031		0.0012		mg/L		11/04/19 08:50	11/05/19 11:15	1
Beryllium	ND		0.00040		mg/L		11/04/19 08:50	11/05/19 11:15	1
Cadmium	ND		0.00040		mg/L		11/04/19 08:50	11/05/19 11:15	1
Chromium	0.010		0.00040		mg/L		11/04/19 08:50	11/05/19 11:15	1
Cobalt	ND		0.00040		mg/L		11/04/19 08:50	11/05/19 11:15	1
Copper	ND		0.0020		mg/L		11/04/19 08:50	11/05/19 11:15	1
Lead	ND		0.00080		mg/L		11/04/19 08:50	11/05/19 11:15	1
Nickel	ND		0.0030		mg/L		11/04/19 08:50	11/05/19 11:15	1
Selenium	ND		0.0080		mg/L		11/04/19 08:50	11/05/19 11:15	1
Silver	ND		0.00040		mg/L		11/04/19 08:50	11/05/19 11:15	1
Thallium	ND		0.0010		mg/L		11/04/19 08:50	11/05/19 11:15	1
Vanadium	0.0056		0.0040		mg/L		11/04/19 08:50	11/05/19 11:15	1
Zinc	ND		0.0070		mg/L		11/04/19 08:50	11/05/19 11:15	1

General Chemistry

Analyte	Result	Qualifier	RL	MDL	Unit	D	Prepared	Analyzed	Dil Fac
Fluoride	ND		0.20		mg/L			10/24/19 10:25	1
Chloride	34		0.90		mg/L			10/24/19 10:25	1
Sulfate	43		1.2		mg/L			10/24/19 10:25	1
Ammonia as N	ND		0.10		mg/L			11/04/19 12:59	1
Nitrate Nitrite as N	7.7		0.75		mg/L			10/30/19 18:07	5
Total Organic Carbon	ND		1.0		mg/L			11/01/19 23:10	1
Analyte	Result	Qualifier	RL	RL	Unit	D	Prepared	Analyzed	Dil Fac
Alkalinity	430		5.0		mg/L			10/29/19 14:46	1
Bicarbonate Alkalinity as CaCO3	430		5.0		mg/L			10/29/19 14:46	1
Carbonate Alkalinity as CaCO3	ND		5.0		mg/L			10/29/19 14:46	1
Hydroxide Alkalinity as CaCO3	ND		5.0		mg/L			10/29/19 14:46	1
Total Dissolved Solids	570		10		mg/L			10/24/19 13:49	1
Chemical Oxygen Demand	ND		100		mg/L		10/29/19 13:47	10/29/19 13:47	1

Eurofins TestAmerica, Seattle

Client Sample Results

Client: SCS Engineers
 Project/Site: Coupeville Solid Waste Facility Groundwa

Job ID: 580-90272-1

Client Sample ID: 1019-04

Lab Sample ID: 580-90272-4

Date Collected: 10/21/19 13:50

Matrix: Water

Date Received: 10/23/19 14:15

Method: 8260C - Volatile Organic Compounds (GC/MS)

Analyte	Result	Qualifier	RL	MDL	Unit	D	Prepared	Analyzed	Dil Fac
1,1,1,2-Tetrachloroethane	ND		0.30		ug/L			11/01/19 04:01	1
1,1,1-Trichloroethane	ND		0.20		ug/L			11/01/19 04:01	1
1,1,2,2-Tetrachloroethane	ND		0.20		ug/L			11/01/19 04:01	1
1,1,2-Trichloroethane	ND		0.20		ug/L			11/01/19 04:01	1
1,1-Dichloroethane	ND		0.20		ug/L			11/01/19 04:01	1
1,1-Dichloroethene	ND		0.20		ug/L			11/01/19 04:01	1
1,2,3-Trichloropropane	ND		0.20		ug/L			11/01/19 04:01	1
1,2-Dibromo-3-Chloropropane	ND		2.0		ug/L			11/01/19 04:01	1
1,2-Dibromoethane	ND		0.10		ug/L			11/01/19 04:01	1
1,2-Dichlorobenzene	ND		0.30		ug/L			11/01/19 04:01	1
1,2-Dichloroethane	ND		0.20		ug/L			11/01/19 04:01	1
1,2-Dichloropropane	ND		0.20		ug/L			11/01/19 04:01	1
1,4-Dichlorobenzene	ND		0.30		ug/L			11/01/19 04:01	1
2-Butanone	ND		10		ug/L			11/01/19 04:01	1
2-Hexanone	ND *		3.0		ug/L			11/01/19 04:01	1
4-Methyl-2-pentanone	ND		5.0		ug/L			11/01/19 04:01	1
Acetone	ND *		6.0		ug/L			11/01/19 04:01	1
Acrylonitrile	ND		10		ug/L			11/01/19 04:01	1
Benzene	ND		0.20		ug/L			11/01/19 04:01	1
Bromochloromethane	ND		0.20		ug/L			11/01/19 04:01	1
Bromodichloromethane	ND		0.20		ug/L			11/01/19 04:01	1
Bromoform	ND		0.50		ug/L			11/01/19 04:01	1
Bromomethane	ND		0.50		ug/L			11/01/19 04:01	1
Carbon disulfide	ND		0.30		ug/L			11/01/19 04:01	1
Carbon tetrachloride	ND		0.20		ug/L			11/01/19 04:01	1
Chlorobenzene	ND		0.20		ug/L			11/01/19 04:01	1
Chloroethane	ND		0.50		ug/L			11/01/19 04:01	1
Chloroform	ND		0.20		ug/L			11/01/19 04:01	1
Chloromethane	ND		0.50		ug/L			11/01/19 04:01	1
cis-1,2-Dichloroethene	ND		0.20		ug/L			11/01/19 04:01	1
cis-1,3-Dichloropropene	ND		0.20		ug/L			11/01/19 04:01	1
Dibromochloromethane	ND		0.20		ug/L			11/01/19 04:01	1
Dibromomethane	ND		0.20		ug/L			11/01/19 04:01	1
Ethylbenzene	ND		0.20		ug/L			11/01/19 04:01	1
m,p-Xylene	ND		0.50		ug/L			11/01/19 04:01	1
Methyl iodide	ND		0.50		ug/L			11/01/19 04:01	1
Methylene Chloride	ND		5.0		ug/L			11/01/19 04:01	1
o-Xylene	ND		0.50		ug/L			11/01/19 04:01	1
Styrene	ND		0.50		ug/L			11/01/19 04:01	1
Tetrachloroethene	ND		0.50		ug/L			11/01/19 04:01	1
Toluene	ND		0.20		ug/L			11/01/19 04:01	1
trans-1,2-Dichloroethene	ND		0.20		ug/L			11/01/19 04:01	1
trans-1,3-Dichloropropene	ND		0.20		ug/L			11/01/19 04:01	1
trans-1,4-Dichloro-2-butene	ND		2.0		ug/L			11/01/19 04:01	1
Trichloroethene	ND		0.20		ug/L			11/01/19 04:01	1
Trichlorofluoromethane	ND		0.50		ug/L			11/01/19 04:01	1
Vinyl acetate	ND		1.5		ug/L			11/01/19 04:01	1
Vinyl chloride	ND		0.020		ug/L			11/01/19 04:01	1

Eurofins TestAmerica, Seattle

Client Sample Results

Client: SCS Engineers
Project/Site: Coupeville Solid Waste Facility Groundwa

Job ID: 580-90272-1

Client Sample ID: 1019-04

Lab Sample ID: 580-90272-4

Date Collected: 10/21/19 13:50

Matrix: Water

Date Received: 10/23/19 14:15

Surrogate	%Recovery	Qualifier	Limits	Prepared	Analyzed	Dil Fac
1,2-Dichloroethane-d4 (Surr)	115		80 - 120		11/01/19 04:01	1
4-Bromofluorobenzene (Surr)	95		80 - 120		11/01/19 04:01	1
Dibromofluoromethane (Surr)	106		80 - 120		11/01/19 04:01	1
Toluene-d8 (Surr)	96		80 - 120		11/01/19 04:01	1
Trifluorotoluene (Surr)	109		80 - 120		11/01/19 04:01	1

Method: 6010C - Metals (ICP) - Dissolved

Analyte	Result	Qualifier	RL	MDL	Unit	D	Prepared	Analyzed	Dil Fac
Calcium	130		1.1		mg/L		11/04/19 08:08	11/05/19 00:05	1
Iron	ND		0.30		mg/L		11/04/19 08:08	11/05/19 00:05	1
Magnesium	100		1.1		mg/L		11/04/19 08:08	11/05/19 00:05	1
Manganese	0.23		0.020		mg/L		11/04/19 08:08	11/05/19 00:05	1
Potassium	10		3.3		mg/L		11/04/19 08:08	11/05/19 00:05	1
Sodium	51		2.0		mg/L		11/04/19 08:08	11/05/19 00:05	1

Method: 6020A - Metals (ICP/MS) - Total Recoverable

Analyte	Result	Qualifier	RL	MDL	Unit	D	Prepared	Analyzed	Dil Fac
Antimony	ND		0.00040		mg/L		11/04/19 08:50	11/05/19 11:18	1
Arsenic	0.0031		0.0010		mg/L		11/04/19 08:50	11/05/19 11:18	1
Barium	0.077		0.0012		mg/L		11/04/19 08:50	11/05/19 11:18	1
Beryllium	ND		0.00040		mg/L		11/04/19 08:50	11/05/19 11:18	1
Cadmium	ND		0.00040		mg/L		11/04/19 08:50	11/05/19 11:18	1
Chromium	ND		0.00040		mg/L		11/04/19 08:50	11/05/19 11:18	1
Cobalt	ND		0.00040		mg/L		11/04/19 08:50	11/05/19 11:18	1
Copper	ND		0.0020		mg/L		11/04/19 08:50	11/05/19 11:18	1
Lead	ND		0.00080		mg/L		11/04/19 08:50	11/05/19 11:18	1
Nickel	0.0083		0.0030		mg/L		11/04/19 08:50	11/05/19 11:18	1
Selenium	ND		0.0080		mg/L		11/04/19 08:50	11/05/19 11:18	1
Silver	ND		0.00040		mg/L		11/04/19 08:50	11/05/19 11:18	1
Thallium	ND		0.0010		mg/L		11/04/19 08:50	11/05/19 11:18	1
Vanadium	ND		0.0040		mg/L		11/04/19 08:50	11/05/19 11:18	1
Zinc	0.0071		0.0070		mg/L		11/04/19 08:50	11/05/19 11:18	1

General Chemistry

Analyte	Result	Qualifier	RL	MDL	Unit	D	Prepared	Analyzed	Dil Fac
Fluoride	ND		0.20		mg/L			10/24/19 10:14	1
Chloride	98		0.90		mg/L			10/24/19 10:14	1
Sulfate	74		1.2		mg/L			10/24/19 10:14	1
Ammonia as N	ND		0.10		mg/L			11/04/19 13:01	1
Nitrate Nitrite as N	ND		0.15		mg/L			10/30/19 18:10	1
Total Organic Carbon	2.5		1.0		mg/L			11/01/19 23:26	1
Analyte	Result	Qualifier	RL	RL	Unit	D	Prepared	Analyzed	Dil Fac
Alkalinity	560		5.0		mg/L			10/29/19 14:46	1
Bicarbonate Alkalinity as CaCO3	560		5.0		mg/L			10/29/19 14:46	1
Carbonate Alkalinity as CaCO3	ND		5.0		mg/L			10/29/19 14:46	1
Hydroxide Alkalinity as CaCO3	ND		5.0		mg/L			10/29/19 14:46	1
Total Dissolved Solids	800		10		mg/L			10/24/19 13:49	1
Chemical Oxygen Demand	ND		10		mg/L		10/29/19 13:47	10/29/19 13:47	1

Eurofins TestAmerica, Seattle

Client Sample Results

Client: SCS Engineers
 Project/Site: Coupeville Solid Waste Facility Groundwa

Job ID: 580-90272-1

Client Sample ID: 1019-05

Lab Sample ID: 580-90272-5

Date Collected: 10/21/19 15:20

Matrix: Water

Date Received: 10/23/19 14:15

Method: 8260C - Volatile Organic Compounds (GC/MS)

Analyte	Result	Qualifier	RL	MDL	Unit	D	Prepared	Analyzed	Dil Fac
1,1,1,2-Tetrachloroethane	ND		0.30		ug/L			11/01/19 04:27	1
1,1,1-Trichloroethane	0.44		0.20		ug/L			11/01/19 04:27	1
1,1,2,2-Tetrachloroethane	ND		0.20		ug/L			11/01/19 04:27	1
1,1,2-Trichloroethane	ND		0.20		ug/L			11/01/19 04:27	1
1,1-Dichloroethane	ND		0.20		ug/L			11/01/19 04:27	1
1,1-Dichloroethene	ND		0.20		ug/L			11/01/19 04:27	1
1,2,3-Trichloropropane	ND		0.20		ug/L			11/01/19 04:27	1
1,2-Dibromo-3-Chloropropane	ND		2.0		ug/L			11/01/19 04:27	1
1,2-Dibromoethane	ND		0.10		ug/L			11/01/19 04:27	1
1,2-Dichlorobenzene	ND		0.30		ug/L			11/01/19 04:27	1
1,2-Dichloroethane	ND		0.20		ug/L			11/01/19 04:27	1
1,2-Dichloropropane	ND		0.20		ug/L			11/01/19 04:27	1
1,4-Dichlorobenzene	ND		0.30		ug/L			11/01/19 04:27	1
2-Butanone	ND		10		ug/L			11/01/19 04:27	1
2-Hexanone	ND *		3.0		ug/L			11/01/19 04:27	1
4-Methyl-2-pentanone	ND		5.0		ug/L			11/01/19 04:27	1
Acetone	ND *		6.0		ug/L			11/01/19 04:27	1
Acrylonitrile	ND		10		ug/L			11/01/19 04:27	1
Benzene	ND		0.20		ug/L			11/01/19 04:27	1
Bromochloromethane	ND		0.20		ug/L			11/01/19 04:27	1
Bromodichloromethane	ND		0.20		ug/L			11/01/19 04:27	1
Bromoform	ND		0.50		ug/L			11/01/19 04:27	1
Bromomethane	ND		0.50		ug/L			11/01/19 04:27	1
Carbon disulfide	ND		0.30		ug/L			11/01/19 04:27	1
Carbon tetrachloride	ND		0.20		ug/L			11/01/19 04:27	1
Chlorobenzene	ND		0.20		ug/L			11/01/19 04:27	1
Chloroethane	ND		0.50		ug/L			11/01/19 04:27	1
Chloroform	ND		0.20		ug/L			11/01/19 04:27	1
Chloromethane	ND		0.50		ug/L			11/01/19 04:27	1
cis-1,2-Dichloroethene	ND		0.20		ug/L			11/01/19 04:27	1
cis-1,3-Dichloropropene	ND		0.20		ug/L			11/01/19 04:27	1
Dibromochloromethane	ND		0.20		ug/L			11/01/19 04:27	1
Dibromomethane	ND		0.20		ug/L			11/01/19 04:27	1
Ethylbenzene	ND		0.20		ug/L			11/01/19 04:27	1
m,p-Xylene	ND		0.50		ug/L			11/01/19 04:27	1
Methyl iodide	ND		0.50		ug/L			11/01/19 04:27	1
Methylene Chloride	ND		5.0		ug/L			11/01/19 04:27	1
o-Xylene	ND		0.50		ug/L			11/01/19 04:27	1
Styrene	ND		0.50		ug/L			11/01/19 04:27	1
Tetrachloroethene	ND		0.50		ug/L			11/01/19 04:27	1
Toluene	ND		0.20		ug/L			11/01/19 04:27	1
trans-1,2-Dichloroethene	ND		0.20		ug/L			11/01/19 04:27	1
trans-1,3-Dichloropropene	ND		0.20		ug/L			11/01/19 04:27	1
trans-1,4-Dichloro-2-butene	ND		2.0		ug/L			11/01/19 04:27	1
Trichloroethene	ND		0.20		ug/L			11/01/19 04:27	1
Trichlorofluoromethane	3.6		0.50		ug/L			11/01/19 04:27	1
Vinyl acetate	ND		1.5		ug/L			11/01/19 04:27	1
Vinyl chloride	28		0.020		ug/L			11/01/19 04:27	1

Client Sample Results

Client: SCS Engineers
 Project/Site: Coupeville Solid Waste Facility Groundwa

Job ID: 580-90272-1

Client Sample ID: 1019-05

Lab Sample ID: 580-90272-5

Date Collected: 10/21/19 15:20

Matrix: Water

Date Received: 10/23/19 14:15

Surrogate	%Recovery	Qualifier	Limits	Prepared	Analyzed	Dil Fac
1,2-Dichloroethane-d4 (Surr)	116		80 - 120		11/01/19 04:27	1
4-Bromofluorobenzene (Surr)	91		80 - 120		11/01/19 04:27	1
Dibromofluoromethane (Surr)	106		80 - 120		11/01/19 04:27	1
Toluene-d8 (Surr)	96		80 - 120		11/01/19 04:27	1
Trifluorotoluene (Surr)	111		80 - 120		11/01/19 04:27	1

Method: 6010C - Metals (ICP) - Dissolved

Analyte	Result	Qualifier	RL	MDL	Unit	D	Prepared	Analyzed	Dil Fac
Calcium	190		1.1		mg/L		11/04/19 08:08	11/05/19 00:08	1
Iron	ND		0.30		mg/L		11/04/19 08:08	11/05/19 00:08	1
Magnesium	95		1.1		mg/L		11/04/19 08:08	11/05/19 00:08	1
Manganese	0.065		0.020		mg/L		11/04/19 08:08	11/05/19 00:08	1
Potassium	8.6		3.3		mg/L		11/04/19 08:08	11/05/19 00:08	1
Sodium	37		2.0		mg/L		11/04/19 08:08	11/05/19 00:08	1

Method: 6020A - Metals (ICP/MS) - Total Recoverable

Analyte	Result	Qualifier	RL	MDL	Unit	D	Prepared	Analyzed	Dil Fac
Antimony	ND		0.00040		mg/L		11/04/19 08:50	11/05/19 11:21	1
Arsenic	0.0016		0.0010		mg/L		11/04/19 08:50	11/05/19 11:21	1
Barium	0.038		0.0012		mg/L		11/04/19 08:50	11/05/19 11:21	1
Beryllium	ND		0.00040		mg/L		11/04/19 08:50	11/05/19 11:21	1
Cadmium	ND		0.00040		mg/L		11/04/19 08:50	11/05/19 11:21	1
Chromium	ND		0.00040		mg/L		11/04/19 08:50	11/05/19 11:21	1
Cobalt	ND		0.00040		mg/L		11/04/19 08:50	11/05/19 11:21	1
Copper	ND		0.0020		mg/L		11/04/19 08:50	11/05/19 11:21	1
Lead	ND		0.00080		mg/L		11/04/19 08:50	11/05/19 11:21	1
Nickel	0.0065		0.0030		mg/L		11/04/19 08:50	11/05/19 11:21	1
Selenium	ND		0.0080		mg/L		11/04/19 08:50	11/05/19 11:21	1
Silver	ND		0.00040		mg/L		11/04/19 08:50	11/05/19 11:21	1
Thallium	ND		0.0010		mg/L		11/04/19 08:50	11/05/19 11:21	1
Vanadium	0.0058		0.0040		mg/L		11/04/19 08:50	11/05/19 11:21	1
Zinc	ND		0.0070		mg/L		11/04/19 08:50	11/05/19 11:21	1

General Chemistry

Analyte	Result	Qualifier	RL	MDL	Unit	D	Prepared	Analyzed	Dil Fac
Fluoride	ND		0.20		mg/L			10/24/19 10:02	1
Chloride	33		0.90		mg/L			10/24/19 10:02	1
Sulfate	78		1.2		mg/L			10/24/19 10:02	1
Ammonia as N	ND		0.10		mg/L			11/04/19 13:03	1
Nitrate Nitrite as N	7.8		0.75		mg/L			10/30/19 18:20	5
Total Organic Carbon	2.1		1.0		mg/L			11/01/19 23:41	1
Analyte	Result	Qualifier	RL	RL	Unit	D	Prepared	Analyzed	Dil Fac
Alkalinity	710		5.0		mg/L			10/29/19 14:46	1
Bicarbonate Alkalinity as CaCO3	710		5.0		mg/L			10/29/19 14:46	1
Carbonate Alkalinity as CaCO3	ND		5.0		mg/L			10/29/19 14:46	1
Hydroxide Alkalinity as CaCO3	ND		5.0		mg/L			10/29/19 14:46	1
Total Dissolved Solids	890		10		mg/L			10/24/19 16:56	1
Chemical Oxygen Demand	ND		400		mg/L		10/29/19 13:47	10/29/19 13:47	1

Eurofins TestAmerica, Seattle

Client Sample Results

Client: SCS Engineers
 Project/Site: Coupeville Solid Waste Facility Groundwa

Job ID: 580-90272-1

Client Sample ID: 1019-06

Lab Sample ID: 580-90272-6

Date Collected: 10/21/19 16:20

Matrix: Water

Date Received: 10/23/19 14:15

Method: 8260C - Volatile Organic Compounds (GC/MS)

Analyte	Result	Qualifier	RL	MDL	Unit	D	Prepared	Analyzed	Dil Fac
1,1,1,2-Tetrachloroethane	ND		0.30		ug/L			11/01/19 04:54	1
1,1,1-Trichloroethane	ND		0.20		ug/L			11/01/19 04:54	1
1,1,2,2-Tetrachloroethane	ND		0.20		ug/L			11/01/19 04:54	1
1,1,2-Trichloroethane	ND		0.20		ug/L			11/01/19 04:54	1
1,1-Dichloroethane	ND		0.20		ug/L			11/01/19 04:54	1
1,1-Dichloroethene	ND		0.20		ug/L			11/01/19 04:54	1
1,2,3-Trichloropropane	ND		0.20		ug/L			11/01/19 04:54	1
1,2-Dibromo-3-Chloropropane	ND		2.0		ug/L			11/01/19 04:54	1
1,2-Dibromoethane	ND		0.10		ug/L			11/01/19 04:54	1
1,2-Dichlorobenzene	ND		0.30		ug/L			11/01/19 04:54	1
1,2-Dichloroethane	ND		0.20		ug/L			11/01/19 04:54	1
1,2-Dichloropropane	ND		0.20		ug/L			11/01/19 04:54	1
1,4-Dichlorobenzene	ND		0.30		ug/L			11/01/19 04:54	1
2-Butanone	ND		10		ug/L			11/01/19 04:54	1
2-Hexanone	ND *		3.0		ug/L			11/01/19 04:54	1
4-Methyl-2-pentanone	ND		5.0		ug/L			11/01/19 04:54	1
Acetone	ND *		6.0		ug/L			11/01/19 04:54	1
Acrylonitrile	ND		10		ug/L			11/01/19 04:54	1
Benzene	ND		0.20		ug/L			11/01/19 04:54	1
Bromochloromethane	ND		0.20		ug/L			11/01/19 04:54	1
Bromodichloromethane	ND		0.20		ug/L			11/01/19 04:54	1
Bromoform	ND		0.50		ug/L			11/01/19 04:54	1
Bromomethane	ND		0.50		ug/L			11/01/19 04:54	1
Carbon disulfide	ND		0.30		ug/L			11/01/19 04:54	1
Carbon tetrachloride	ND		0.20		ug/L			11/01/19 04:54	1
Chlorobenzene	ND		0.20		ug/L			11/01/19 04:54	1
Chloroethane	ND		0.50		ug/L			11/01/19 04:54	1
Chloroform	ND		0.20		ug/L			11/01/19 04:54	1
Chloromethane	ND		0.50		ug/L			11/01/19 04:54	1
cis-1,2-Dichloroethene	ND		0.20		ug/L			11/01/19 04:54	1
cis-1,3-Dichloropropene	ND		0.20		ug/L			11/01/19 04:54	1
Dibromochloromethane	ND		0.20		ug/L			11/01/19 04:54	1
Dibromomethane	ND		0.20		ug/L			11/01/19 04:54	1
Ethylbenzene	ND		0.20		ug/L			11/01/19 04:54	1
m,p-Xylene	ND		0.50		ug/L			11/01/19 04:54	1
Methyl iodide	ND		0.50		ug/L			11/01/19 04:54	1
Methylene Chloride	ND		5.0		ug/L			11/01/19 04:54	1
o-Xylene	ND		0.50		ug/L			11/01/19 04:54	1
Styrene	ND		0.50		ug/L			11/01/19 04:54	1
Tetrachloroethene	ND		0.50		ug/L			11/01/19 04:54	1
Toluene	ND		0.20		ug/L			11/01/19 04:54	1
trans-1,2-Dichloroethene	ND		0.20		ug/L			11/01/19 04:54	1
trans-1,3-Dichloropropene	ND		0.20		ug/L			11/01/19 04:54	1
trans-1,4-Dichloro-2-butene	ND		2.0		ug/L			11/01/19 04:54	1
Trichloroethene	ND		0.20		ug/L			11/01/19 04:54	1
Trichlorofluoromethane	3.2		0.50		ug/L			11/01/19 04:54	1
Vinyl acetate	ND		1.5		ug/L			11/01/19 04:54	1
Vinyl chloride	0.058		0.020		ug/L			11/01/19 04:54	1

Client Sample Results

Client: SCS Engineers
 Project/Site: Coupeville Solid Waste Facility Groundwa

Job ID: 580-90272-1

Client Sample ID: 1019-06

Lab Sample ID: 580-90272-6

Date Collected: 10/21/19 16:20

Matrix: Water

Date Received: 10/23/19 14:15

Surrogate	%Recovery	Qualifier	Limits	Prepared	Analyzed	Dil Fac
1,2-Dichloroethane-d4 (Surr)	118		80 - 120		11/01/19 04:54	1
4-Bromofluorobenzene (Surr)	94		80 - 120		11/01/19 04:54	1
Dibromofluoromethane (Surr)	108		80 - 120		11/01/19 04:54	1
Toluene-d8 (Surr)	97		80 - 120		11/01/19 04:54	1
Trifluorotoluene (Surr)	110		80 - 120		11/01/19 04:54	1

Method: 6010C - Metals (ICP) - Dissolved

Analyte	Result	Qualifier	RL	MDL	Unit	D	Prepared	Analyzed	Dil Fac
Calcium	160		1.1		mg/L		11/04/19 08:08	11/05/19 00:12	1
Iron	ND		0.30		mg/L		11/04/19 08:08	11/05/19 00:12	1
Magnesium	67		1.1		mg/L		11/04/19 08:08	11/05/19 00:12	1
Manganese	0.47		0.020		mg/L		11/04/19 08:08	11/05/19 00:12	1
Potassium	7.2		3.3		mg/L		11/04/19 08:08	11/05/19 00:12	1
Sodium	32		2.0		mg/L		11/04/19 08:08	11/05/19 00:12	1

Method: 6020A - Metals (ICP/MS) - Total Recoverable

Analyte	Result	Qualifier	RL	MDL	Unit	D	Prepared	Analyzed	Dil Fac
Antimony	ND		0.00040		mg/L		11/04/19 08:50	11/05/19 11:24	1
Arsenic	0.0013		0.0010		mg/L		11/04/19 08:50	11/05/19 11:24	1
Barium	0.048		0.0012		mg/L		11/04/19 08:50	11/05/19 11:24	1
Beryllium	ND		0.00040		mg/L		11/04/19 08:50	11/05/19 11:24	1
Cadmium	ND		0.00040		mg/L		11/04/19 08:50	11/05/19 11:24	1
Chromium	ND		0.00040		mg/L		11/04/19 08:50	11/05/19 11:24	1
Cobalt	0.00087		0.00040		mg/L		11/04/19 08:50	11/05/19 11:24	1
Copper	ND		0.0020		mg/L		11/04/19 08:50	11/05/19 11:24	1
Lead	ND		0.00080		mg/L		11/04/19 08:50	11/05/19 11:24	1
Nickel	0.0045		0.0030		mg/L		11/04/19 08:50	11/05/19 11:24	1
Selenium	ND		0.0080		mg/L		11/04/19 08:50	11/05/19 11:24	1
Silver	ND		0.00040		mg/L		11/04/19 08:50	11/05/19 11:24	1
Thallium	ND		0.0010		mg/L		11/04/19 08:50	11/05/19 11:24	1
Vanadium	ND		0.0040		mg/L		11/04/19 08:50	11/05/19 11:24	1
Zinc	ND		0.0070		mg/L		11/04/19 08:50	11/05/19 11:24	1

General Chemistry

Analyte	Result	Qualifier	RL	MDL	Unit	D	Prepared	Analyzed	Dil Fac
Fluoride	ND		0.20		mg/L			10/24/19 09:50	1
Chloride	20		0.90		mg/L			10/24/19 09:50	1
Sulfate	71		1.2		mg/L			10/24/19 09:50	1
Ammonia as N	ND		0.10		mg/L			11/01/19 14:10	1
Nitrate Nitrite as N	5.4		0.75		mg/L			10/30/19 18:21	5
Total Organic Carbon	1.7		1.0		mg/L			11/01/19 23:57	1
Analyte	Result	Qualifier	RL	RL	Unit	D	Prepared	Analyzed	Dil Fac
Alkalinity	560		5.0		mg/L			10/29/19 14:46	1
Bicarbonate Alkalinity as CaCO3	560		5.0		mg/L			10/29/19 14:46	1
Carbonate Alkalinity as CaCO3	ND		5.0		mg/L			10/29/19 14:46	1
Hydroxide Alkalinity as CaCO3	ND		5.0		mg/L			10/29/19 14:46	1
Total Dissolved Solids	730		10		mg/L			10/26/19 16:37	1
Chemical Oxygen Demand	ND		10		mg/L		11/05/19 14:33	11/05/19 14:33	1

Eurofins TestAmerica, Seattle

Client Sample Results

Client: SCS Engineers
 Project/Site: Coupeville Solid Waste Facility Groundwa

Job ID: 580-90272-1

Client Sample ID: 1019-07

Lab Sample ID: 580-90272-7

Date Collected: 10/21/19 17:20

Matrix: Water

Date Received: 10/23/19 14:15

Method: 8260C - Volatile Organic Compounds (GC/MS)

Analyte	Result	Qualifier	RL	MDL	Unit	D	Prepared	Analyzed	Dil Fac
1,1,1,2-Tetrachloroethane	ND		0.30		ug/L			11/01/19 13:15	1
1,1,1-Trichloroethane	ND		0.20		ug/L			11/01/19 13:15	1
1,1,2,2-Tetrachloroethane	ND		0.20		ug/L			11/01/19 13:15	1
1,1,2-Trichloroethane	ND		0.20		ug/L			11/01/19 13:15	1
1,1-Dichloroethane	ND		0.20		ug/L			11/01/19 13:15	1
1,1-Dichloroethene	ND		0.20		ug/L			11/01/19 13:15	1
1,2,3-Trichloropropane	ND		0.20		ug/L			11/01/19 13:15	1
1,2-Dibromo-3-Chloropropane	ND		2.0		ug/L			11/01/19 13:15	1
1,2-Dibromoethane	ND		0.10		ug/L			11/01/19 13:15	1
1,2-Dichlorobenzene	ND		0.30		ug/L			11/01/19 13:15	1
1,2-Dichloroethane	ND		0.20		ug/L			11/01/19 13:15	1
1,2-Dichloropropane	ND		0.20		ug/L			11/01/19 13:15	1
1,4-Dichlorobenzene	ND		0.30		ug/L			11/01/19 13:15	1
2-Butanone	ND		10		ug/L			11/01/19 13:15	1
2-Hexanone	ND		3.0		ug/L			11/01/19 13:15	1
4-Methyl-2-pentanone	ND		5.0		ug/L			11/01/19 13:15	1
Acetone	ND		6.0		ug/L			11/01/19 13:15	1
Acrylonitrile	ND		10		ug/L			11/01/19 13:15	1
Benzene	ND		0.20		ug/L			11/01/19 13:15	1
Bromochloromethane	ND		0.20		ug/L			11/01/19 13:15	1
Bromodichloromethane	ND		0.20		ug/L			11/01/19 13:15	1
Bromoform	ND		0.50		ug/L			11/01/19 13:15	1
Bromomethane	ND		0.50		ug/L			11/01/19 13:15	1
Carbon disulfide	ND		0.30		ug/L			11/01/19 13:15	1
Carbon tetrachloride	ND		0.20		ug/L			11/01/19 13:15	1
Chlorobenzene	ND		0.20		ug/L			11/01/19 13:15	1
Chloroethane	ND		0.50		ug/L			11/01/19 13:15	1
Chloroform	ND		0.20		ug/L			11/01/19 13:15	1
Chloromethane	ND		0.50		ug/L			11/01/19 13:15	1
cis-1,2-Dichloroethene	ND		0.20		ug/L			11/01/19 13:15	1
cis-1,3-Dichloropropene	ND		0.20		ug/L			11/01/19 13:15	1
Dibromochloromethane	ND		0.20		ug/L			11/01/19 13:15	1
Dibromomethane	ND		0.20		ug/L			11/01/19 13:15	1
Ethylbenzene	ND		0.20		ug/L			11/01/19 13:15	1
m,p-Xylene	ND		0.50		ug/L			11/01/19 13:15	1
Methyl iodide	ND		0.50		ug/L			11/01/19 13:15	1
Methylene Chloride	ND		5.0		ug/L			11/01/19 13:15	1
o-Xylene	ND		0.50		ug/L			11/01/19 13:15	1
Styrene	ND		0.50		ug/L			11/01/19 13:15	1
Tetrachloroethene	ND		0.50		ug/L			11/01/19 13:15	1
Toluene	ND		0.20		ug/L			11/01/19 13:15	1
trans-1,2-Dichloroethene	ND		0.20		ug/L			11/01/19 13:15	1
trans-1,3-Dichloropropene	ND		0.20		ug/L			11/01/19 13:15	1
trans-1,4-Dichloro-2-butene	ND		2.0		ug/L			11/01/19 13:15	1
Trichloroethene	ND		0.20		ug/L			11/01/19 13:15	1
Trichlorofluoromethane	ND		0.50		ug/L			11/01/19 13:15	1
Vinyl acetate	ND		1.5		ug/L			11/01/19 13:15	1
Vinyl chloride	0.28		0.020		ug/L			11/01/19 13:15	1

Client Sample Results

Client: SCS Engineers
 Project/Site: Coupeville Solid Waste Facility Groundwa

Job ID: 580-90272-1

Client Sample ID: 1019-07

Lab Sample ID: 580-90272-7

Date Collected: 10/21/19 17:20

Matrix: Water

Date Received: 10/23/19 14:15

Surrogate	%Recovery	Qualifier	Limits	Prepared	Analyzed	Dil Fac
1,2-Dichloroethane-d4 (Surr)	118		80 - 120		11/01/19 13:15	1
4-Bromofluorobenzene (Surr)	95		80 - 120		11/01/19 13:15	1
Dibromofluoromethane (Surr)	109		80 - 120		11/01/19 13:15	1
Toluene-d8 (Surr)	97		80 - 120		11/01/19 13:15	1
Trifluorotoluene (Surr)	110		80 - 120		11/01/19 13:15	1

Method: 6010C - Metals (ICP) - Dissolved

Analyte	Result	Qualifier	RL	MDL	Unit	D	Prepared	Analyzed	Dil Fac
Calcium	190		1.1		mg/L		11/04/19 08:08	11/05/19 00:15	1
Iron	ND		0.30		mg/L		11/04/19 08:08	11/05/19 00:15	1
Magnesium	130		1.1		mg/L		11/04/19 08:08	11/05/19 00:15	1
Manganese	0.055		0.020		mg/L		11/04/19 08:08	11/05/19 00:15	1
Potassium	9.3		3.3		mg/L		11/04/19 08:08	11/05/19 00:15	1
Sodium	49		2.0		mg/L		11/04/19 08:08	11/05/19 00:15	1

Method: 6020A - Metals (ICP/MS) - Total Recoverable

Analyte	Result	Qualifier	RL	MDL	Unit	D	Prepared	Analyzed	Dil Fac
Antimony	ND		0.00040		mg/L		11/04/19 08:50	11/05/19 11:27	1
Arsenic	0.0043		0.0010		mg/L		11/04/19 08:50	11/05/19 11:27	1
Barium	0.045		0.0012		mg/L		11/04/19 08:50	11/05/19 11:27	1
Beryllium	ND		0.00040		mg/L		11/04/19 08:50	11/05/19 11:27	1
Cadmium	ND		0.00040		mg/L		11/04/19 08:50	11/05/19 11:27	1
Chromium	0.00059		0.00040		mg/L		11/04/19 08:50	11/05/19 11:27	1
Cobalt	0.00084		0.00040		mg/L		11/04/19 08:50	11/05/19 11:27	1
Copper	ND		0.0020		mg/L		11/04/19 08:50	11/05/19 11:27	1
Lead	ND		0.00080		mg/L		11/04/19 08:50	11/05/19 11:27	1
Nickel	0.0060		0.0030		mg/L		11/04/19 08:50	11/05/19 11:27	1
Selenium	ND		0.0080		mg/L		11/04/19 08:50	11/05/19 11:27	1
Silver	ND		0.00040		mg/L		11/04/19 08:50	11/05/19 11:27	1
Thallium	ND		0.0010		mg/L		11/04/19 08:50	11/05/19 11:27	1
Vanadium	0.0058		0.0040		mg/L		11/04/19 08:50	11/05/19 11:27	1
Zinc	ND		0.0070		mg/L		11/04/19 08:50	11/05/19 11:27	1

General Chemistry

Analyte	Result	Qualifier	RL	MDL	Unit	D	Prepared	Analyzed	Dil Fac
Fluoride	ND		0.20		mg/L			10/23/19 16:32	1
Chloride	77		0.90		mg/L			10/23/19 16:32	1
Sulfate	98		1.2		mg/L			10/23/19 16:32	1
Ammonia as N	ND		0.10		mg/L			11/04/19 13:58	1
Nitrate Nitrite as N	0.18		0.15		mg/L			10/30/19 18:24	1
Total Organic Carbon	1.8		1.0		mg/L			11/02/19 00:12	1
Analyte	Result	Qualifier	RL	RL	Unit	D	Prepared	Analyzed	Dil Fac
Alkalinity	830		5.0		mg/L			10/29/19 14:46	1
Bicarbonate Alkalinity as CaCO3	830		5.0		mg/L			10/29/19 14:46	1
Carbonate Alkalinity as CaCO3	ND		5.0		mg/L			10/29/19 14:46	1
Hydroxide Alkalinity as CaCO3	ND		5.0		mg/L			10/29/19 14:46	1
Total Dissolved Solids	1000		20		mg/L			10/26/19 16:37	1
Chemical Oxygen Demand	ND		10		mg/L		11/05/19 14:33	11/05/19 14:33	1

Eurofins TestAmerica, Seattle

Client Sample Results

Client: SCS Engineers
Project/Site: Coupeville Solid Waste Facility Groundwa

Job ID: 580-90272-1

Client Sample ID: 1019-08
Date Collected: 10/21/19 18:03
Date Received: 10/23/19 14:15

Lab Sample ID: 580-90272-8
Matrix: Water

General Chemistry

Analyte	Result	Qualifier	RL	MDL	Unit	D	Prepared	Analyzed	Dil Fac
Nitrate Nitrite as N	13		3.0		mg/L			11/01/19 15:33	20

- 1
- 2
- 3
- 4
- 5
- 6
- 7
- 8
- 9
- 10
- 11

Client Sample Results

Client: SCS Engineers
 Project/Site: Coupeville Solid Waste Facility Groundwa

Job ID: 580-90272-1

Client Sample ID: 1019-09

Lab Sample ID: 580-90272-9

Date Collected: 10/22/19 09:35

Matrix: Water

Date Received: 10/23/19 14:15

Method: 8260C - Volatile Organic Compounds (GC/MS)

Analyte	Result	Qualifier	RL	MDL	Unit	D	Prepared	Analyzed	Dil Fac
1,1,1,2-Tetrachloroethane	ND		0.30		ug/L			11/01/19 15:28	1
1,1,1-Trichloroethane	0.53		0.20		ug/L			11/01/19 15:28	1
1,1,2,2-Tetrachloroethane	ND		0.20		ug/L			11/01/19 15:28	1
1,1,2-Trichloroethane	ND		0.20		ug/L			11/01/19 15:28	1
1,1-Dichloroethane	ND		0.20		ug/L			11/01/19 15:28	1
1,1-Dichloroethene	ND		0.20		ug/L			11/01/19 15:28	1
1,2,3-Trichloropropane	ND		0.20		ug/L			11/01/19 15:28	1
1,2-Dibromo-3-Chloropropane	ND		2.0		ug/L			11/01/19 15:28	1
1,2-Dibromoethane	ND		0.10		ug/L			11/01/19 15:28	1
1,2-Dichlorobenzene	ND		0.30		ug/L			11/01/19 15:28	1
1,2-Dichloroethane	ND		0.20		ug/L			11/01/19 15:28	1
1,2-Dichloropropane	ND		0.20		ug/L			11/01/19 15:28	1
1,4-Dichlorobenzene	ND		0.30		ug/L			11/01/19 15:28	1
2-Butanone	ND		10		ug/L			11/01/19 15:28	1
2-Hexanone	ND		3.0		ug/L			11/01/19 15:28	1
4-Methyl-2-pentanone	ND		5.0		ug/L			11/01/19 15:28	1
Acetone	ND		6.0		ug/L			11/01/19 15:28	1
Acrylonitrile	ND		10		ug/L			11/01/19 15:28	1
Benzene	ND		0.20		ug/L			11/01/19 15:28	1
Bromochloromethane	ND		0.20		ug/L			11/01/19 15:28	1
Bromodichloromethane	ND		0.20		ug/L			11/01/19 15:28	1
Bromoform	ND		0.50		ug/L			11/01/19 15:28	1
Bromomethane	ND		0.50		ug/L			11/01/19 15:28	1
Carbon disulfide	ND		0.30		ug/L			11/01/19 15:28	1
Carbon tetrachloride	ND		0.20		ug/L			11/01/19 15:28	1
Chlorobenzene	ND		0.20		ug/L			11/01/19 15:28	1
Chloroethane	ND		0.50		ug/L			11/01/19 15:28	1
Chloroform	ND		0.20		ug/L			11/01/19 15:28	1
Chloromethane	ND		0.50		ug/L			11/01/19 15:28	1
cis-1,2-Dichloroethene	ND		0.20		ug/L			11/01/19 15:28	1
cis-1,3-Dichloropropene	ND		0.20		ug/L			11/01/19 15:28	1
Dibromochloromethane	ND		0.20		ug/L			11/01/19 15:28	1
Dibromomethane	ND		0.20		ug/L			11/01/19 15:28	1
Ethylbenzene	ND		0.20		ug/L			11/01/19 15:28	1
m,p-Xylene	ND		0.50		ug/L			11/01/19 15:28	1
Methyl iodide	ND		0.50		ug/L			11/01/19 15:28	1
Methylene Chloride	ND		5.0		ug/L			11/01/19 15:28	1
o-Xylene	ND		0.50		ug/L			11/01/19 15:28	1
Styrene	ND		0.50		ug/L			11/01/19 15:28	1
Tetrachloroethene	ND		0.50		ug/L			11/01/19 15:28	1
Toluene	ND		0.20		ug/L			11/01/19 15:28	1
trans-1,2-Dichloroethene	ND		0.20		ug/L			11/01/19 15:28	1
trans-1,3-Dichloropropene	ND		0.20		ug/L			11/01/19 15:28	1
trans-1,4-Dichloro-2-butene	ND		2.0		ug/L			11/01/19 15:28	1
Trichloroethene	ND		0.20		ug/L			11/01/19 15:28	1
Trichlorofluoromethane	6.1		0.50		ug/L			11/01/19 15:28	1
Vinyl acetate	ND		1.5		ug/L			11/01/19 15:28	1
Vinyl chloride	ND		0.020		ug/L			11/01/19 15:28	1

Client Sample Results

Client: SCS Engineers
Project/Site: Coupeville Solid Waste Facility Groundwa

Job ID: 580-90272-1

Client Sample ID: 1019-09

Lab Sample ID: 580-90272-9

Date Collected: 10/22/19 09:35

Matrix: Water

Date Received: 10/23/19 14:15

Surrogate	%Recovery	Qualifier	Limits	Prepared	Analyzed	Dil Fac
1,2-Dichloroethane-d4 (Surr)	118		80 - 120		11/01/19 15:28	1
4-Bromofluorobenzene (Surr)	94		80 - 120		11/01/19 15:28	1
Dibromofluoromethane (Surr)	110		80 - 120		11/01/19 15:28	1
Toluene-d8 (Surr)	100		80 - 120		11/01/19 15:28	1
Trifluorotoluene (Surr)	108		80 - 120		11/01/19 15:28	1

Method: 6010C - Metals (ICP) - Dissolved

Analyte	Result	Qualifier	RL	MDL	Unit	D	Prepared	Analyzed	Dil Fac
Calcium	130		1.1		mg/L		11/04/19 08:08	11/05/19 00:18	1
Iron	ND		0.30		mg/L		11/04/19 08:08	11/05/19 00:18	1
Magnesium	76		1.1		mg/L		11/04/19 08:08	11/05/19 00:18	1
Manganese	ND		0.020		mg/L		11/04/19 08:08	11/05/19 00:18	1
Potassium	6.4		3.3		mg/L		11/04/19 08:08	11/05/19 00:18	1
Sodium	29		2.0		mg/L		11/04/19 08:08	11/05/19 00:18	1

Method: 6020A - Metals (ICP/MS) - Total Recoverable

Analyte	Result	Qualifier	RL	MDL	Unit	D	Prepared	Analyzed	Dil Fac
Antimony	ND		0.00040		mg/L		11/04/19 08:50	11/05/19 11:30	1
Arsenic	0.0019		0.0010		mg/L		11/04/19 08:50	11/05/19 11:30	1
Barium	0.028		0.0012		mg/L		11/04/19 08:50	11/05/19 11:30	1
Beryllium	ND		0.00040		mg/L		11/04/19 08:50	11/05/19 11:30	1
Cadmium	ND		0.00040		mg/L		11/04/19 08:50	11/05/19 11:30	1
Chromium	0.0072		0.00040		mg/L		11/04/19 08:50	11/05/19 11:30	1
Cobalt	ND		0.00040		mg/L		11/04/19 08:50	11/05/19 11:30	1
Copper	ND		0.0020		mg/L		11/04/19 08:50	11/05/19 11:30	1
Lead	ND		0.00080		mg/L		11/04/19 08:50	11/05/19 11:30	1
Nickel	0.0044		0.0030		mg/L		11/04/19 08:50	11/05/19 11:30	1
Selenium	ND		0.0080		mg/L		11/04/19 08:50	11/05/19 11:30	1
Silver	ND		0.00040		mg/L		11/04/19 08:50	11/05/19 11:30	1
Thallium	ND		0.0010		mg/L		11/04/19 08:50	11/05/19 11:30	1
Vanadium	0.0041		0.0040		mg/L		11/04/19 08:50	11/05/19 11:30	1
Zinc	ND		0.0070		mg/L		11/04/19 08:50	11/05/19 11:30	1

General Chemistry

Analyte	Result	Qualifier	RL	MDL	Unit	D	Prepared	Analyzed	Dil Fac
Fluoride	ND		0.20		mg/L			10/24/19 11:00	1
Chloride	57		0.90		mg/L			10/24/19 11:00	1
Sulfate	83		1.2		mg/L			10/24/19 11:00	1
Ammonia as N	ND		0.10		mg/L			11/04/19 14:00	1
Nitrate Nitrite as N	31		7.5		mg/L			11/05/19 11:23	50
Total Organic Carbon	2.2		1.0		mg/L			11/02/19 00:28	1
Analyte	Result	Qualifier	RL	RL	Unit	D	Prepared	Analyzed	Dil Fac
Alkalinity	360		5.0		mg/L			10/31/19 13:42	1
Bicarbonate Alkalinity as CaCO3	360		5.0		mg/L			10/31/19 13:42	1
Carbonate Alkalinity as CaCO3	ND		5.0		mg/L			10/31/19 13:42	1
Hydroxide Alkalinity as CaCO3	ND		5.0		mg/L			10/31/19 13:42	1
Total Dissolved Solids	740		10		mg/L			10/29/19 17:04	1
Chemical Oxygen Demand	ND		10		mg/L		11/05/19 14:33	11/05/19 14:33	1

Eurofins TestAmerica, Seattle

Client Sample Results

Client: SCS Engineers
 Project/Site: Coupeville Solid Waste Facility Groundwa

Job ID: 580-90272-1

Client Sample ID: 1019-10

Lab Sample ID: 580-90272-10

Date Collected: 10/22/19 10:52

Matrix: Water

Date Received: 10/23/19 14:15

Method: 8260C - Volatile Organic Compounds (GC/MS)

Analyte	Result	Qualifier	RL	MDL	Unit	D	Prepared	Analyzed	Dil Fac
1,1,1,2-Tetrachloroethane	ND		0.30		ug/L			11/01/19 15:55	1
1,1,1-Trichloroethane	ND		0.20		ug/L			11/01/19 15:55	1
1,1,2,2-Tetrachloroethane	ND		0.20		ug/L			11/01/19 15:55	1
1,1,2-Trichloroethane	ND		0.20		ug/L			11/01/19 15:55	1
1,1-Dichloroethane	ND		0.20		ug/L			11/01/19 15:55	1
1,1-Dichloroethene	ND		0.20		ug/L			11/01/19 15:55	1
1,2,3-Trichloropropane	ND		0.20		ug/L			11/01/19 15:55	1
1,2-Dibromo-3-Chloropropane	ND		2.0		ug/L			11/01/19 15:55	1
1,2-Dibromoethane	ND		0.10		ug/L			11/01/19 15:55	1
1,2-Dichlorobenzene	ND		0.30		ug/L			11/01/19 15:55	1
1,2-Dichloroethane	ND		0.20		ug/L			11/01/19 15:55	1
1,2-Dichloropropane	ND		0.20		ug/L			11/01/19 15:55	1
1,4-Dichlorobenzene	ND		0.30		ug/L			11/01/19 15:55	1
2-Butanone	ND		10		ug/L			11/01/19 15:55	1
2-Hexanone	ND		3.0		ug/L			11/01/19 15:55	1
4-Methyl-2-pentanone	ND		5.0		ug/L			11/01/19 15:55	1
Acetone	ND		6.0		ug/L			11/01/19 15:55	1
Acrylonitrile	ND		10		ug/L			11/01/19 15:55	1
Benzene	ND		0.20		ug/L			11/01/19 15:55	1
Bromochloromethane	ND		0.20		ug/L			11/01/19 15:55	1
Bromodichloromethane	ND		0.20		ug/L			11/01/19 15:55	1
Bromoform	ND		0.50		ug/L			11/01/19 15:55	1
Bromomethane	ND		0.50		ug/L			11/01/19 15:55	1
Carbon disulfide	ND		0.30		ug/L			11/01/19 15:55	1
Carbon tetrachloride	ND		0.20		ug/L			11/01/19 15:55	1
Chlorobenzene	ND		0.20		ug/L			11/01/19 15:55	1
Chloroethane	ND		0.50		ug/L			11/01/19 15:55	1
Chloroform	ND		0.20		ug/L			11/01/19 15:55	1
Chloromethane	ND		0.50		ug/L			11/01/19 15:55	1
cis-1,2-Dichloroethene	ND		0.20		ug/L			11/01/19 15:55	1
cis-1,3-Dichloropropene	ND		0.20		ug/L			11/01/19 15:55	1
Dibromochloromethane	ND		0.20		ug/L			11/01/19 15:55	1
Dibromomethane	ND		0.20		ug/L			11/01/19 15:55	1
Ethylbenzene	ND		0.20		ug/L			11/01/19 15:55	1
m,p-Xylene	ND		0.50		ug/L			11/01/19 15:55	1
Methyl iodide	ND		0.50		ug/L			11/01/19 15:55	1
Methylene Chloride	ND		5.0		ug/L			11/01/19 15:55	1
o-Xylene	ND		0.50		ug/L			11/01/19 15:55	1
Styrene	ND		0.50		ug/L			11/01/19 15:55	1
Tetrachloroethene	ND		0.50		ug/L			11/01/19 15:55	1
Toluene	ND		0.20		ug/L			11/01/19 15:55	1
trans-1,2-Dichloroethene	ND		0.20		ug/L			11/01/19 15:55	1
trans-1,3-Dichloropropene	ND		0.20		ug/L			11/01/19 15:55	1
trans-1,4-Dichloro-2-butene	ND		2.0		ug/L			11/01/19 15:55	1
Trichloroethene	ND		0.20		ug/L			11/01/19 15:55	1
Trichlorofluoromethane	ND		0.50		ug/L			11/01/19 15:55	1
Vinyl acetate	ND		1.5		ug/L			11/01/19 15:55	1
Vinyl chloride	ND		0.020		ug/L			11/01/19 15:55	1

Client Sample Results

Client: SCS Engineers
Project/Site: Coupeville Solid Waste Facility Groundwa

Job ID: 580-90272-1

Client Sample ID: 1019-10

Lab Sample ID: 580-90272-10

Date Collected: 10/22/19 10:52

Matrix: Water

Date Received: 10/23/19 14:15

Surrogate	%Recovery	Qualifier	Limits	Prepared	Analyzed	Dil Fac
1,2-Dichloroethane-d4 (Surr)	120		80 - 120		11/01/19 15:55	1
4-Bromofluorobenzene (Surr)	95		80 - 120		11/01/19 15:55	1
Dibromofluoromethane (Surr)	111		80 - 120		11/01/19 15:55	1
Toluene-d8 (Surr)	96		80 - 120		11/01/19 15:55	1
Trifluorotoluene (Surr)	100		80 - 120		11/01/19 15:55	1

Method: 6010C - Metals (ICP) - Dissolved

Analyte	Result	Qualifier	RL	MDL	Unit	D	Prepared	Analyzed	Dil Fac
Calcium	42		1.1		mg/L		11/04/19 08:08	11/05/19 00:22	1
Iron	ND		0.30		mg/L		11/04/19 08:08	11/05/19 00:22	1
Magnesium	31		1.1		mg/L		11/04/19 08:08	11/05/19 00:22	1
Manganese	0.071		0.020		mg/L		11/04/19 08:08	11/05/19 00:22	1
Potassium	11		3.3		mg/L		11/04/19 08:08	11/05/19 00:22	1
Sodium	32		2.0		mg/L		11/04/19 08:08	11/05/19 00:22	1

Method: 6020A - Metals (ICP/MS) - Total Recoverable

Analyte	Result	Qualifier	RL	MDL	Unit	D	Prepared	Analyzed	Dil Fac
Antimony	ND		0.00040		mg/L		11/04/19 08:50	11/05/19 11:33	1
Arsenic	0.015		0.0010		mg/L		11/04/19 08:50	11/05/19 11:33	1
Barium	0.030		0.0012		mg/L		11/04/19 08:50	11/05/19 11:33	1
Beryllium	ND		0.00040		mg/L		11/04/19 08:50	11/05/19 11:33	1
Cadmium	ND		0.00040		mg/L		11/04/19 08:50	11/05/19 11:33	1
Chromium	ND		0.00040		mg/L		11/04/19 08:50	11/05/19 11:33	1
Cobalt	ND		0.00040		mg/L		11/04/19 08:50	11/05/19 11:33	1
Copper	ND		0.0020		mg/L		11/04/19 08:50	11/05/19 11:33	1
Lead	ND		0.00080		mg/L		11/04/19 08:50	11/05/19 11:33	1
Nickel	ND		0.0030		mg/L		11/04/19 08:50	11/05/19 11:33	1
Selenium	ND		0.0080		mg/L		11/04/19 08:50	11/05/19 11:33	1
Silver	ND		0.00040		mg/L		11/04/19 08:50	11/05/19 11:33	1
Thallium	ND		0.0010		mg/L		11/04/19 08:50	11/05/19 11:33	1
Vanadium	ND		0.0040		mg/L		11/04/19 08:50	11/05/19 11:33	1
Zinc	ND		0.0070		mg/L		11/04/19 08:50	11/05/19 11:33	1

General Chemistry

Analyte	Result	Qualifier	RL	MDL	Unit	D	Prepared	Analyzed	Dil Fac
Fluoride	ND		0.20		mg/L			10/24/19 11:12	1
Chloride	33		0.90		mg/L			10/24/19 11:12	1
Sulfate	13		1.2		mg/L			10/24/19 11:12	1
Ammonia as N	ND		0.10		mg/L			11/04/19 14:14	1
Nitrate Nitrite as N	0.16		0.15		mg/L			10/30/19 18:30	1
Total Organic Carbon	2.6		1.0		mg/L			11/05/19 15:51	1
Analyte	Result	Qualifier	RL	RL	Unit	D	Prepared	Analyzed	Dil Fac
Alkalinity	220		5.0		mg/L			10/31/19 13:42	1
Bicarbonate Alkalinity as CaCO3	220		5.0		mg/L			10/31/19 13:42	1
Carbonate Alkalinity as CaCO3	ND		5.0		mg/L			10/31/19 13:42	1
Hydroxide Alkalinity as CaCO3	ND		5.0		mg/L			10/31/19 13:42	1
Total Dissolved Solids	310		10		mg/L			10/29/19 17:04	1
Chemical Oxygen Demand	ND		10		mg/L		11/05/19 14:33	11/05/19 14:33	1

Eurofins TestAmerica, Seattle

Client Sample Results

Client: SCS Engineers
 Project/Site: Coupeville Solid Waste Facility Groundwa

Job ID: 580-90272-1

Client Sample ID: 1019-11

Lab Sample ID: 580-90272-11

Date Collected: 10/22/19 12:00

Matrix: Water

Date Received: 10/23/19 14:15

Method: 8260C - Volatile Organic Compounds (GC/MS)

Analyte	Result	Qualifier	RL	MDL	Unit	D	Prepared	Analyzed	Dil Fac
1,1,1,2-Tetrachloroethane	ND		0.30		ug/L			11/01/19 16:22	1
1,1,1-Trichloroethane	ND		0.20		ug/L			11/01/19 16:22	1
1,1,2,2-Tetrachloroethane	ND		0.20		ug/L			11/01/19 16:22	1
1,1,2-Trichloroethane	ND		0.20		ug/L			11/01/19 16:22	1
1,1-Dichloroethane	ND		0.20		ug/L			11/01/19 16:22	1
1,1-Dichloroethene	ND		0.20		ug/L			11/01/19 16:22	1
1,2,3-Trichloropropane	ND		0.20		ug/L			11/01/19 16:22	1
1,2-Dibromo-3-Chloropropane	ND		2.0		ug/L			11/01/19 16:22	1
1,2-Dibromoethane	ND		0.10		ug/L			11/01/19 16:22	1
1,2-Dichlorobenzene	ND		0.30		ug/L			11/01/19 16:22	1
1,2-Dichloroethane	ND		0.20		ug/L			11/01/19 16:22	1
1,2-Dichloropropane	ND		0.20		ug/L			11/01/19 16:22	1
1,4-Dichlorobenzene	ND		0.30		ug/L			11/01/19 16:22	1
2-Butanone	ND		10		ug/L			11/01/19 16:22	1
2-Hexanone	ND		3.0		ug/L			11/01/19 16:22	1
4-Methyl-2-pentanone	ND		5.0		ug/L			11/01/19 16:22	1
Acetone	ND		6.0		ug/L			11/01/19 16:22	1
Acrylonitrile	ND		10		ug/L			11/01/19 16:22	1
Benzene	ND		0.20		ug/L			11/01/19 16:22	1
Bromochloromethane	ND		0.20		ug/L			11/01/19 16:22	1
Bromodichloromethane	ND		0.20		ug/L			11/01/19 16:22	1
Bromoform	ND		0.50		ug/L			11/01/19 16:22	1
Bromomethane	ND		0.50		ug/L			11/01/19 16:22	1
Carbon disulfide	ND		0.30		ug/L			11/01/19 16:22	1
Carbon tetrachloride	ND		0.20		ug/L			11/01/19 16:22	1
Chlorobenzene	ND		0.20		ug/L			11/01/19 16:22	1
Chloroethane	ND		0.50		ug/L			11/01/19 16:22	1
Chloroform	ND		0.20		ug/L			11/01/19 16:22	1
Chloromethane	ND		0.50		ug/L			11/01/19 16:22	1
cis-1,2-Dichloroethene	ND		0.20		ug/L			11/01/19 16:22	1
cis-1,3-Dichloropropene	ND		0.20		ug/L			11/01/19 16:22	1
Dibromochloromethane	ND		0.20		ug/L			11/01/19 16:22	1
Dibromomethane	ND		0.20		ug/L			11/01/19 16:22	1
Ethylbenzene	ND		0.20		ug/L			11/01/19 16:22	1
m,p-Xylene	ND		0.50		ug/L			11/01/19 16:22	1
Methyl iodide	ND		0.50		ug/L			11/01/19 16:22	1
Methylene Chloride	ND		5.0		ug/L			11/01/19 16:22	1
o-Xylene	ND		0.50		ug/L			11/01/19 16:22	1
Styrene	ND		0.50		ug/L			11/01/19 16:22	1
Tetrachloroethene	ND		0.50		ug/L			11/01/19 16:22	1
Toluene	ND		0.20		ug/L			11/01/19 16:22	1
trans-1,2-Dichloroethene	ND		0.20		ug/L			11/01/19 16:22	1
trans-1,3-Dichloropropene	ND		0.20		ug/L			11/01/19 16:22	1
trans-1,4-Dichloro-2-butene	ND		2.0		ug/L			11/01/19 16:22	1
Trichloroethene	ND		0.20		ug/L			11/01/19 16:22	1
Trichlorofluoromethane	ND		0.50		ug/L			11/01/19 16:22	1
Vinyl acetate	ND		1.5		ug/L			11/01/19 16:22	1
Vinyl chloride	0.099		0.020		ug/L			11/01/19 16:22	1

Client Sample Results

Client: SCS Engineers
 Project/Site: Coupeville Solid Waste Facility Groundwa

Job ID: 580-90272-1

Client Sample ID: 1019-11

Lab Sample ID: 580-90272-11

Date Collected: 10/22/19 12:00

Matrix: Water

Date Received: 10/23/19 14:15

Surrogate	%Recovery	Qualifier	Limits	Prepared	Analyzed	Dil Fac
1,2-Dichloroethane-d4 (Surr)	113		80 - 120		11/01/19 16:22	1
4-Bromofluorobenzene (Surr)	94		80 - 120		11/01/19 16:22	1
Dibromofluoromethane (Surr)	105		80 - 120		11/01/19 16:22	1
Toluene-d8 (Surr)	97		80 - 120		11/01/19 16:22	1
Trifluorotoluene (Surr)	114		80 - 120		11/01/19 16:22	1

Method: 6010C - Metals (ICP) - Dissolved

Analyte	Result	Qualifier	RL	MDL	Unit	D	Prepared	Analyzed	Dil Fac
Calcium	170		1.1		mg/L		11/04/19 08:08	11/05/19 00:25	1
Iron	ND		0.30		mg/L		11/04/19 08:08	11/05/19 00:25	1
Magnesium	66		1.1		mg/L		11/04/19 08:08	11/05/19 00:25	1
Manganese	ND		0.020		mg/L		11/04/19 08:08	11/05/19 00:25	1
Potassium	6.8		3.3		mg/L		11/04/19 08:08	11/05/19 00:25	1
Sodium	34		2.0		mg/L		11/04/19 08:08	11/05/19 00:25	1

Method: 6020A - Metals (ICP/MS) - Total Recoverable

Analyte	Result	Qualifier	RL	MDL	Unit	D	Prepared	Analyzed	Dil Fac
Antimony	ND		0.00040		mg/L		11/04/19 08:50	11/05/19 11:36	1
Arsenic	0.0027		0.0010		mg/L		11/04/19 08:50	11/05/19 11:36	1
Barium	0.045		0.0012		mg/L		11/04/19 08:50	11/05/19 11:36	1
Beryllium	ND		0.00040		mg/L		11/04/19 08:50	11/05/19 11:36	1
Cadmium	ND		0.00040		mg/L		11/04/19 08:50	11/05/19 11:36	1
Chromium	0.0062		0.00040		mg/L		11/04/19 08:50	11/05/19 11:36	1
Cobalt	ND		0.00040		mg/L		11/04/19 08:50	11/05/19 11:36	1
Copper	ND		0.0020		mg/L		11/04/19 08:50	11/05/19 11:36	1
Lead	ND		0.00080		mg/L		11/04/19 08:50	11/05/19 11:36	1
Nickel	ND		0.0030		mg/L		11/04/19 08:50	11/05/19 11:36	1
Selenium	ND		0.0080		mg/L		11/04/19 08:50	11/05/19 11:36	1
Silver	ND		0.00040		mg/L		11/04/19 08:50	11/05/19 11:36	1
Thallium	ND		0.0010		mg/L		11/04/19 08:50	11/05/19 11:36	1
Vanadium	0.0064		0.0040		mg/L		11/04/19 08:50	11/05/19 11:36	1
Zinc	ND		0.0070		mg/L		11/04/19 08:50	11/05/19 11:36	1

General Chemistry

Analyte	Result	Qualifier	RL	MDL	Unit	D	Prepared	Analyzed	Dil Fac
Fluoride	ND		0.20		mg/L			10/23/19 20:03	1
Chloride	39		0.90		mg/L			10/23/19 20:03	1
Sulfate	42		1.2		mg/L			10/23/19 20:03	1
Ammonia as N	ND		0.10		mg/L			11/04/19 14:16	1
Nitrate Nitrite as N	3.3		0.30		mg/L			11/01/19 15:36	2
Total Organic Carbon	ND		1.0		mg/L			11/05/19 17:05	1
Analyte	Result	Qualifier	RL	RL	Unit	D	Prepared	Analyzed	Dil Fac
Alkalinity	560		5.0		mg/L			10/29/19 14:46	1
Bicarbonate Alkalinity as CaCO3	560		5.0		mg/L			10/29/19 14:46	1
Carbonate Alkalinity as CaCO3	ND		5.0		mg/L			10/29/19 14:46	1
Hydroxide Alkalinity as CaCO3	ND		5.0		mg/L			10/29/19 14:46	1
Total Dissolved Solids	710		10		mg/L			10/29/19 17:04	1
Chemical Oxygen Demand	ND		10		mg/L		11/05/19 14:33	11/05/19 14:33	1

Eurofins TestAmerica, Seattle

Client Sample Results

Client: SCS Engineers
 Project/Site: Coupeville Solid Waste Facility Groundwa

Job ID: 580-90272-1

Client Sample ID: 1019-12

Lab Sample ID: 580-90272-12

Date Collected: 10/22/19 12:15

Matrix: Water

Date Received: 10/23/19 14:15

Method: 8260C - Volatile Organic Compounds (GC/MS)

Analyte	Result	Qualifier	RL	MDL	Unit	D	Prepared	Analyzed	Dil Fac
1,1,1,2-Tetrachloroethane	ND		0.30		ug/L			11/01/19 16:48	1
1,1,1-Trichloroethane	ND		0.20		ug/L			11/01/19 16:48	1
1,1,2,2-Tetrachloroethane	ND		0.20		ug/L			11/01/19 16:48	1
1,1,2-Trichloroethane	ND		0.20		ug/L			11/01/19 16:48	1
1,1-Dichloroethane	ND		0.20		ug/L			11/01/19 16:48	1
1,1-Dichloroethene	ND		0.20		ug/L			11/01/19 16:48	1
1,2,3-Trichloropropane	ND		0.20		ug/L			11/01/19 16:48	1
1,2-Dibromo-3-Chloropropane	ND		2.0		ug/L			11/01/19 16:48	1
1,2-Dibromoethane	ND		0.10		ug/L			11/01/19 16:48	1
1,2-Dichlorobenzene	ND		0.30		ug/L			11/01/19 16:48	1
1,2-Dichloroethane	ND		0.20		ug/L			11/01/19 16:48	1
1,2-Dichloropropane	ND		0.20		ug/L			11/01/19 16:48	1
1,4-Dichlorobenzene	ND		0.30		ug/L			11/01/19 16:48	1
2-Butanone	ND		10		ug/L			11/01/19 16:48	1
2-Hexanone	ND		3.0		ug/L			11/01/19 16:48	1
4-Methyl-2-pentanone	ND		5.0		ug/L			11/01/19 16:48	1
Acetone	ND		6.0		ug/L			11/01/19 16:48	1
Acrylonitrile	ND		10		ug/L			11/01/19 16:48	1
Benzene	ND		0.20		ug/L			11/01/19 16:48	1
Bromochloromethane	ND		0.20		ug/L			11/01/19 16:48	1
Bromodichloromethane	ND		0.20		ug/L			11/01/19 16:48	1
Bromoform	ND		0.50		ug/L			11/01/19 16:48	1
Bromomethane	ND		0.50		ug/L			11/01/19 16:48	1
Carbon disulfide	ND		0.30		ug/L			11/01/19 16:48	1
Carbon tetrachloride	ND		0.20		ug/L			11/01/19 16:48	1
Chlorobenzene	ND		0.20		ug/L			11/01/19 16:48	1
Chloroethane	ND		0.50		ug/L			11/01/19 16:48	1
Chloroform	ND		0.20		ug/L			11/01/19 16:48	1
Chloromethane	ND		0.50		ug/L			11/01/19 16:48	1
cis-1,2-Dichloroethene	ND		0.20		ug/L			11/01/19 16:48	1
cis-1,3-Dichloropropene	ND		0.20		ug/L			11/01/19 16:48	1
Dibromochloromethane	ND		0.20		ug/L			11/01/19 16:48	1
Dibromomethane	ND		0.20		ug/L			11/01/19 16:48	1
Ethylbenzene	ND		0.20		ug/L			11/01/19 16:48	1
m,p-Xylene	ND		0.50		ug/L			11/01/19 16:48	1
Methyl iodide	ND		0.50		ug/L			11/01/19 16:48	1
Methylene Chloride	ND		5.0		ug/L			11/01/19 16:48	1
o-Xylene	ND		0.50		ug/L			11/01/19 16:48	1
Styrene	ND		0.50		ug/L			11/01/19 16:48	1
Tetrachloroethene	ND		0.50		ug/L			11/01/19 16:48	1
Toluene	ND		0.20		ug/L			11/01/19 16:48	1
trans-1,2-Dichloroethene	ND		0.20		ug/L			11/01/19 16:48	1
trans-1,3-Dichloropropene	ND		0.20		ug/L			11/01/19 16:48	1
trans-1,4-Dichloro-2-butene	ND		2.0		ug/L			11/01/19 16:48	1
Trichloroethene	ND		0.20		ug/L			11/01/19 16:48	1
Trichlorofluoromethane	ND		0.50		ug/L			11/01/19 16:48	1
Vinyl acetate	ND		1.5		ug/L			11/01/19 16:48	1
Vinyl chloride	0.12		0.020		ug/L			11/01/19 16:48	1

Eurofins TestAmerica, Seattle

Client Sample Results

Client: SCS Engineers
Project/Site: Coupeville Solid Waste Facility Groundwa

Job ID: 580-90272-1

Client Sample ID: 1019-12

Lab Sample ID: 580-90272-12

Date Collected: 10/22/19 12:15

Matrix: Water

Date Received: 10/23/19 14:15

Surrogate	%Recovery	Qualifier	Limits	Prepared	Analyzed	Dil Fac
1,2-Dichloroethane-d4 (Surr)	118		80 - 120		11/01/19 16:48	1
4-Bromofluorobenzene (Surr)	96		80 - 120		11/01/19 16:48	1
Dibromofluoromethane (Surr)	111		80 - 120		11/01/19 16:48	1
Toluene-d8 (Surr)	98		80 - 120		11/01/19 16:48	1
Trifluorotoluene (Surr)	104		80 - 120		11/01/19 16:48	1

Method: 6010C - Metals (ICP) - Dissolved

Analyte	Result	Qualifier	RL	MDL	Unit	D	Prepared	Analyzed	Dil Fac
Calcium	170		1.1		mg/L		11/04/19 08:08	11/05/19 00:28	1
Iron	ND		0.30		mg/L		11/04/19 08:08	11/05/19 00:28	1
Magnesium	67		1.1		mg/L		11/04/19 08:08	11/05/19 00:28	1
Manganese	ND		0.020		mg/L		11/04/19 08:08	11/05/19 00:28	1
Potassium	6.8		3.3		mg/L		11/04/19 08:08	11/05/19 00:28	1
Sodium	34		2.0		mg/L		11/04/19 08:08	11/05/19 00:28	1

Method: 6020A - Metals (ICP/MS) - Total Recoverable

Analyte	Result	Qualifier	RL	MDL	Unit	D	Prepared	Analyzed	Dil Fac
Antimony	ND		0.00040		mg/L		11/04/19 08:50	11/05/19 11:50	1
Arsenic	0.0023		0.0010		mg/L		11/04/19 08:50	11/05/19 11:50	1
Barium	0.041		0.0012		mg/L		11/04/19 08:50	11/05/19 11:50	1
Beryllium	ND		0.00040		mg/L		11/04/19 08:50	11/05/19 11:50	1
Cadmium	ND		0.00040		mg/L		11/04/19 08:50	11/05/19 11:50	1
Chromium	0.0058		0.00040		mg/L		11/04/19 08:50	11/05/19 11:50	1
Cobalt	ND		0.00040		mg/L		11/04/19 08:50	11/05/19 11:50	1
Copper	ND		0.0020		mg/L		11/04/19 08:50	11/05/19 11:50	1
Lead	ND		0.00080		mg/L		11/04/19 08:50	11/05/19 11:50	1
Nickel	ND		0.0030		mg/L		11/04/19 08:50	11/05/19 11:50	1
Selenium	ND		0.0080		mg/L		11/04/19 08:50	11/05/19 11:50	1
Silver	ND		0.00040		mg/L		11/04/19 08:50	11/05/19 11:50	1
Thallium	ND		0.0010		mg/L		11/04/19 08:50	11/05/19 11:50	1
Vanadium	0.0059		0.0040		mg/L		11/04/19 08:50	11/05/19 11:50	1
Zinc	ND		0.0070		mg/L		11/04/19 08:50	11/05/19 11:50	1

General Chemistry

Analyte	Result	Qualifier	RL	MDL	Unit	D	Prepared	Analyzed	Dil Fac
Fluoride	ND		0.20		mg/L			10/23/19 20:14	1
Chloride	39		0.90		mg/L			10/23/19 20:14	1
Sulfate	43		1.2		mg/L			10/23/19 20:14	1
Ammonia as N	ND		0.10		mg/L			11/04/19 14:18	1
Nitrate Nitrite as N	3.4		0.30		mg/L			11/01/19 15:37	2
Total Organic Carbon	ND		1.0		mg/L			11/05/19 17:20	1
Analyte	Result	Qualifier	RL	RL	Unit	D	Prepared	Analyzed	Dil Fac
Alkalinity	560		5.0		mg/L			10/29/19 14:46	1
Bicarbonate Alkalinity as CaCO3	560		5.0		mg/L			10/29/19 14:46	1
Carbonate Alkalinity as CaCO3	ND		5.0		mg/L			10/29/19 14:46	1
Hydroxide Alkalinity as CaCO3	ND		5.0		mg/L			10/29/19 14:46	1
Total Dissolved Solids	710		10		mg/L			10/29/19 17:04	1
Chemical Oxygen Demand	ND		10		mg/L		11/05/19 14:33	11/05/19 14:33	1

Eurofins TestAmerica, Seattle

Client Sample Results

Client: SCS Engineers
 Project/Site: Coupeville Solid Waste Facility Groundwa

Job ID: 580-90272-1

Client Sample ID: 1019-13

Lab Sample ID: 580-90272-13

Date Collected: 10/22/19 13:10

Matrix: Water

Date Received: 10/23/19 14:15

Method: 8260C - Volatile Organic Compounds (GC/MS)

Analyte	Result	Qualifier	RL	MDL	Unit	D	Prepared	Analyzed	Dil Fac
1,1,1,2-Tetrachloroethane	ND		0.30		ug/L			11/01/19 08:24	1
1,1,1-Trichloroethane	ND		0.20		ug/L			11/01/19 08:24	1
1,1,2,2-Tetrachloroethane	ND		0.20		ug/L			11/01/19 08:24	1
1,1,2-Trichloroethane	ND		0.20		ug/L			11/01/19 08:24	1
1,1-Dichloroethane	ND		0.20		ug/L			11/01/19 08:24	1
1,1-Dichloroethene	ND		0.20		ug/L			11/01/19 08:24	1
1,2,3-Trichloropropane	ND		0.20		ug/L			11/01/19 08:24	1
1,2-Dibromo-3-Chloropropane	ND		2.0		ug/L			11/01/19 08:24	1
1,2-Dibromoethane	ND		0.10		ug/L			11/01/19 08:24	1
1,2-Dichlorobenzene	ND		0.30		ug/L			11/01/19 08:24	1
1,2-Dichloroethane	ND		0.20		ug/L			11/01/19 08:24	1
1,2-Dichloropropane	ND		0.20		ug/L			11/01/19 08:24	1
1,4-Dichlorobenzene	ND		0.30		ug/L			11/01/19 08:24	1
2-Butanone	ND		10		ug/L			11/01/19 08:24	1
2-Hexanone	ND		3.0		ug/L			11/01/19 08:24	1
4-Methyl-2-pentanone	ND		5.0		ug/L			11/01/19 08:24	1
Acetone	ND		6.0		ug/L			11/01/19 08:24	1
Acrylonitrile	ND		10		ug/L			11/01/19 08:24	1
Benzene	ND		0.20		ug/L			11/01/19 08:24	1
Bromochloromethane	ND		0.20		ug/L			11/01/19 08:24	1
Bromodichloromethane	ND		0.20		ug/L			11/01/19 08:24	1
Bromoform	ND		0.50		ug/L			11/01/19 08:24	1
Bromomethane	ND		0.50		ug/L			11/01/19 08:24	1
Carbon disulfide	ND		0.30		ug/L			11/01/19 08:24	1
Carbon tetrachloride	ND		0.20		ug/L			11/01/19 08:24	1
Chlorobenzene	ND		0.20		ug/L			11/01/19 08:24	1
Chloroethane	ND		0.50		ug/L			11/01/19 08:24	1
Chloroform	ND		0.20		ug/L			11/01/19 08:24	1
Chloromethane	ND		0.50		ug/L			11/01/19 08:24	1
cis-1,2-Dichloroethene	ND		0.20		ug/L			11/01/19 08:24	1
cis-1,3-Dichloropropene	ND		0.20		ug/L			11/01/19 08:24	1
Dibromochloromethane	ND		0.20		ug/L			11/01/19 08:24	1
Dibromomethane	ND		0.20		ug/L			11/01/19 08:24	1
Ethylbenzene	ND		0.20		ug/L			11/01/19 08:24	1
m,p-Xylene	ND		0.50		ug/L			11/01/19 08:24	1
Methyl iodide	ND		0.50		ug/L			11/01/19 08:24	1
Methylene Chloride	ND		5.0		ug/L			11/01/19 08:24	1
o-Xylene	ND		0.50		ug/L			11/01/19 08:24	1
Styrene	ND		0.50		ug/L			11/01/19 08:24	1
Tetrachloroethene	ND		0.50		ug/L			11/01/19 08:24	1
Toluene	ND		0.20		ug/L			11/01/19 08:24	1
trans-1,2-Dichloroethene	ND		0.20		ug/L			11/01/19 08:24	1
trans-1,3-Dichloropropene	ND		0.20		ug/L			11/01/19 08:24	1
trans-1,4-Dichloro-2-butene	ND		2.0		ug/L			11/01/19 08:24	1
Trichloroethene	ND		0.20		ug/L			11/01/19 08:24	1
Trichlorofluoromethane	ND		0.50		ug/L			11/01/19 08:24	1
Vinyl acetate	ND		1.5		ug/L			11/01/19 08:24	1
Vinyl chloride	ND		0.020		ug/L			11/01/19 08:24	1

Client Sample Results

Client: SCS Engineers
Project/Site: Coupeville Solid Waste Facility Groundwa

Job ID: 580-90272-1

Client Sample ID: 1019-13

Lab Sample ID: 580-90272-13

Date Collected: 10/22/19 13:10

Matrix: Water

Date Received: 10/23/19 14:15

Surrogate	%Recovery	Qualifier	Limits	Prepared	Analyzed	Dil Fac
1,2-Dichloroethane-d4 (Surr)	113		80 - 120		11/01/19 08:24	1
4-Bromofluorobenzene (Surr)	95		80 - 120		11/01/19 08:24	1
Dibromofluoromethane (Surr)	102		80 - 120		11/01/19 08:24	1
Toluene-d8 (Surr)	96		80 - 120		11/01/19 08:24	1
Trifluorotoluene (Surr)	109		80 - 120		11/01/19 08:24	1

Method: 6010C - Metals (ICP) - Dissolved

Analyte	Result	Qualifier	RL	MDL	Unit	D	Prepared	Analyzed	Dil Fac
Calcium	110		1.1		mg/L		11/04/19 08:08	11/05/19 00:38	1
Iron	1.1		0.30		mg/L		11/04/19 08:08	11/05/19 00:38	1
Magnesium	65		1.1		mg/L		11/04/19 08:08	11/05/19 00:38	1
Manganese	0.090		0.020		mg/L		11/04/19 08:08	11/05/19 00:38	1
Potassium	7.7		3.3		mg/L		11/04/19 08:08	11/05/19 00:38	1
Sodium	34		2.0		mg/L		11/04/19 08:08	11/05/19 00:38	1

Method: 6020A - Metals (ICP/MS) - Total Recoverable

Analyte	Result	Qualifier	RL	MDL	Unit	D	Prepared	Analyzed	Dil Fac
Antimony	ND		0.00040		mg/L		11/04/19 08:50	11/05/19 11:53	1
Arsenic	0.0058		0.0010		mg/L		11/04/19 08:50	11/05/19 11:53	1
Barium	0.041		0.0012		mg/L		11/04/19 08:50	11/05/19 11:53	1
Beryllium	ND		0.00040		mg/L		11/04/19 08:50	11/05/19 11:53	1
Cadmium	ND		0.00040		mg/L		11/04/19 08:50	11/05/19 11:53	1
Chromium	ND		0.00040		mg/L		11/04/19 08:50	11/05/19 11:53	1
Cobalt	ND		0.00040		mg/L		11/04/19 08:50	11/05/19 11:53	1
Copper	ND		0.0020		mg/L		11/04/19 08:50	11/05/19 11:53	1
Lead	ND		0.00080		mg/L		11/04/19 08:50	11/05/19 11:53	1
Nickel	ND		0.0030		mg/L		11/04/19 08:50	11/05/19 11:53	1
Selenium	ND		0.0080		mg/L		11/04/19 08:50	11/05/19 11:53	1
Silver	ND		0.00040		mg/L		11/04/19 08:50	11/05/19 11:53	1
Thallium	ND		0.0010		mg/L		11/04/19 08:50	11/05/19 11:53	1
Vanadium	ND		0.0040		mg/L		11/04/19 08:50	11/05/19 11:53	1
Zinc	ND		0.0070		mg/L		11/04/19 08:50	11/05/19 11:53	1

General Chemistry

Analyte	Result	Qualifier	RL	MDL	Unit	D	Prepared	Analyzed	Dil Fac
Fluoride	ND		0.20		mg/L			10/23/19 20:26	1
Chloride	62		0.90		mg/L			10/23/19 20:26	1
Sulfate	45		1.2		mg/L			10/23/19 20:26	1
Ammonia as N	ND		0.10		mg/L			11/04/19 14:20	1
Nitrate Nitrite as N	ND	F1	0.15		mg/L			11/01/19 15:19	1
Total Organic Carbon	1.2		1.0		mg/L			11/05/19 17:35	1
Analyte	Result	Qualifier	RL	RL	Unit	D	Prepared	Analyzed	Dil Fac
Alkalinity	410		5.0		mg/L			10/29/19 14:46	1
Bicarbonate Alkalinity as CaCO3	410		5.0		mg/L			10/29/19 14:46	1
Carbonate Alkalinity as CaCO3	ND		5.0		mg/L			10/29/19 14:46	1
Hydroxide Alkalinity as CaCO3	ND		5.0		mg/L			10/29/19 14:46	1
Total Dissolved Solids	570		10		mg/L			10/29/19 17:04	1
Chemical Oxygen Demand	ND		10		mg/L		11/05/19 14:33	11/05/19 14:33	1

Eurofins TestAmerica, Seattle

Client Sample Results

Client: SCS Engineers
 Project/Site: Coupeville Solid Waste Facility Groundwa

Job ID: 580-90272-1

Client Sample ID: 1019-14

Lab Sample ID: 580-90272-14

Date Collected: 10/22/19 14:10

Matrix: Water

Date Received: 10/23/19 14:15

Method: 8260C - Volatile Organic Compounds (GC/MS)

Analyte	Result	Qualifier	RL	MDL	Unit	D	Prepared	Analyzed	Dil Fac
1,1,1,2-Tetrachloroethane	ND		0.30		ug/L			11/01/19 08:50	1
1,1,1-Trichloroethane	ND		0.20		ug/L			11/01/19 08:50	1
1,1,2,2-Tetrachloroethane	ND		0.20		ug/L			11/01/19 08:50	1
1,1,2-Trichloroethane	ND		0.20		ug/L			11/01/19 08:50	1
1,1-Dichloroethane	ND		0.20		ug/L			11/01/19 08:50	1
1,1-Dichloroethene	ND		0.20		ug/L			11/01/19 08:50	1
1,2,3-Trichloropropane	ND		0.20		ug/L			11/01/19 08:50	1
1,2-Dibromo-3-Chloropropane	ND		2.0		ug/L			11/01/19 08:50	1
1,2-Dibromoethane	ND		0.10		ug/L			11/01/19 08:50	1
1,2-Dichlorobenzene	ND		0.30		ug/L			11/01/19 08:50	1
1,2-Dichloroethane	ND		0.20		ug/L			11/01/19 08:50	1
1,2-Dichloropropane	ND		0.20		ug/L			11/01/19 08:50	1
1,4-Dichlorobenzene	ND		0.30		ug/L			11/01/19 08:50	1
2-Butanone	ND		10		ug/L			11/01/19 08:50	1
2-Hexanone	ND		3.0		ug/L			11/01/19 08:50	1
4-Methyl-2-pentanone	ND		5.0		ug/L			11/01/19 08:50	1
Acetone	ND		6.0		ug/L			11/01/19 08:50	1
Acrylonitrile	ND		10		ug/L			11/01/19 08:50	1
Benzene	ND		0.20		ug/L			11/01/19 08:50	1
Bromochloromethane	ND		0.20		ug/L			11/01/19 08:50	1
Bromodichloromethane	ND		0.20		ug/L			11/01/19 08:50	1
Bromoform	ND		0.50		ug/L			11/01/19 08:50	1
Bromomethane	ND		0.50		ug/L			11/01/19 08:50	1
Carbon disulfide	ND		0.30		ug/L			11/01/19 08:50	1
Carbon tetrachloride	ND		0.20		ug/L			11/01/19 08:50	1
Chlorobenzene	ND		0.20		ug/L			11/01/19 08:50	1
Chloroethane	ND		0.50		ug/L			11/01/19 08:50	1
Chloroform	ND		0.20		ug/L			11/01/19 08:50	1
Chloromethane	ND		0.50		ug/L			11/01/19 08:50	1
cis-1,2-Dichloroethene	ND		0.20		ug/L			11/01/19 08:50	1
cis-1,3-Dichloropropene	ND		0.20		ug/L			11/01/19 08:50	1
Dibromochloromethane	ND		0.20		ug/L			11/01/19 08:50	1
Dibromomethane	ND		0.20		ug/L			11/01/19 08:50	1
Ethylbenzene	ND		0.20		ug/L			11/01/19 08:50	1
m,p-Xylene	ND		0.50		ug/L			11/01/19 08:50	1
Methyl iodide	ND		0.50		ug/L			11/01/19 08:50	1
Methylene Chloride	ND		5.0		ug/L			11/01/19 08:50	1
o-Xylene	ND		0.50		ug/L			11/01/19 08:50	1
Styrene	ND		0.50		ug/L			11/01/19 08:50	1
Tetrachloroethene	ND		0.50		ug/L			11/01/19 08:50	1
Toluene	ND		0.20		ug/L			11/01/19 08:50	1
trans-1,2-Dichloroethene	ND		0.20		ug/L			11/01/19 08:50	1
trans-1,3-Dichloropropene	ND		0.20		ug/L			11/01/19 08:50	1
trans-1,4-Dichloro-2-butene	ND		2.0		ug/L			11/01/19 08:50	1
Trichloroethene	ND		0.20		ug/L			11/01/19 08:50	1
Trichlorofluoromethane	ND		0.50		ug/L			11/01/19 08:50	1
Vinyl acetate	ND		1.5		ug/L			11/01/19 08:50	1
Vinyl chloride	ND		0.020		ug/L			11/01/19 08:50	1

Client Sample Results

Client: SCS Engineers
 Project/Site: Coupeville Solid Waste Facility Groundwa

Job ID: 580-90272-1

Client Sample ID: 1019-14

Lab Sample ID: 580-90272-14

Date Collected: 10/22/19 14:10

Matrix: Water

Date Received: 10/23/19 14:15

Surrogate	%Recovery	Qualifier	Limits	Prepared	Analyzed	Dil Fac
1,2-Dichloroethane-d4 (Surr)	115		80 - 120		11/01/19 08:50	1
4-Bromofluorobenzene (Surr)	94		80 - 120		11/01/19 08:50	1
Dibromofluoromethane (Surr)	104		80 - 120		11/01/19 08:50	1
Toluene-d8 (Surr)	96		80 - 120		11/01/19 08:50	1
Trifluorotoluene (Surr)	109		80 - 120		11/01/19 08:50	1

Method: 6010C - Metals (ICP) - Dissolved

Analyte	Result	Qualifier	RL	MDL	Unit	D	Prepared	Analyzed	Dil Fac
Calcium	33		1.1		mg/L		11/04/19 08:08	11/05/19 00:41	1
Iron	ND		0.30		mg/L		11/04/19 08:08	11/05/19 00:41	1
Magnesium	38		1.1		mg/L		11/04/19 08:08	11/05/19 00:41	1
Manganese	0.053		0.020		mg/L		11/04/19 08:08	11/05/19 00:41	1
Potassium	15		3.3		mg/L		11/04/19 08:08	11/05/19 00:41	1
Sodium	17		2.0		mg/L		11/04/19 08:08	11/05/19 00:41	1

Method: 6020A - Metals (ICP/MS) - Total Recoverable

Analyte	Result	Qualifier	RL	MDL	Unit	D	Prepared	Analyzed	Dil Fac
Antimony	ND		0.00040		mg/L		11/04/19 08:50	11/05/19 11:56	1
Arsenic	0.020		0.0010		mg/L		11/04/19 08:50	11/05/19 11:56	1
Barium	0.024		0.0012		mg/L		11/04/19 08:50	11/05/19 11:56	1
Beryllium	ND		0.00040		mg/L		11/04/19 08:50	11/05/19 11:56	1
Cadmium	ND		0.00040		mg/L		11/04/19 08:50	11/05/19 11:56	1
Chromium	ND		0.00040		mg/L		11/04/19 08:50	11/05/19 11:56	1
Cobalt	ND		0.00040		mg/L		11/04/19 08:50	11/05/19 11:56	1
Copper	ND		0.0020		mg/L		11/04/19 08:50	11/05/19 11:56	1
Lead	ND		0.00080		mg/L		11/04/19 08:50	11/05/19 11:56	1
Nickel	ND		0.0030		mg/L		11/04/19 08:50	11/05/19 11:56	1
Selenium	ND		0.0080		mg/L		11/04/19 08:50	11/05/19 11:56	1
Silver	ND		0.00040		mg/L		11/04/19 08:50	11/05/19 11:56	1
Thallium	ND		0.0010		mg/L		11/04/19 08:50	11/05/19 11:56	1
Vanadium	ND		0.0040		mg/L		11/04/19 08:50	11/05/19 11:56	1
Zinc	ND		0.0070		mg/L		11/04/19 08:50	11/05/19 11:56	1

General Chemistry

Analyte	Result	Qualifier	RL	MDL	Unit	D	Prepared	Analyzed	Dil Fac
Fluoride	ND		0.20		mg/L			10/23/19 20:38	1
Chloride	41		0.90		mg/L			10/23/19 20:38	1
Sulfate	19		1.2		mg/L			10/23/19 20:38	1
Ammonia as N	ND		0.10		mg/L			11/04/19 14:22	1
Nitrate Nitrite as N	ND		0.15		mg/L			11/01/19 15:24	1
Total Organic Carbon	1.0		1.0		mg/L			11/05/19 18:22	1
Analyte	Result	Qualifier	RL	RL	Unit	D	Prepared	Analyzed	Dil Fac
Alkalinity	190		5.0		mg/L			10/29/19 14:46	1
Bicarbonate Alkalinity as CaCO3	190		5.0		mg/L			10/29/19 14:46	1
Carbonate Alkalinity as CaCO3	ND		5.0		mg/L			10/29/19 14:46	1
Hydroxide Alkalinity as CaCO3	ND		5.0		mg/L			10/29/19 14:46	1
Total Dissolved Solids	290		10		mg/L			10/29/19 17:04	1
Chemical Oxygen Demand	ND		10		mg/L		11/05/19 14:33	11/05/19 14:33	1

Eurofins TestAmerica, Seattle

Client Sample Results

Client: SCS Engineers
 Project/Site: Coupeville Solid Waste Facility Groundwa

Job ID: 580-90272-1

Client Sample ID: 1019-15

Lab Sample ID: 580-90272-15

Date Collected: 10/22/19 15:40

Matrix: Water

Date Received: 10/23/19 14:15

Method: 8260C - Volatile Organic Compounds (GC/MS)

Analyte	Result	Qualifier	RL	MDL	Unit	D	Prepared	Analyzed	Dil Fac
1,1,1,2-Tetrachloroethane	ND		0.30		ug/L			11/01/19 09:17	1
1,1,1-Trichloroethane	0.88		0.20		ug/L			11/01/19 09:17	1
1,1,2,2-Tetrachloroethane	ND		0.20		ug/L			11/01/19 09:17	1
1,1,2-Trichloroethane	ND		0.20		ug/L			11/01/19 09:17	1
1,1-Dichloroethane	3.7		0.20		ug/L			11/01/19 09:17	1
1,1-Dichloroethene	ND		0.20		ug/L			11/01/19 09:17	1
1,2,3-Trichloropropane	ND		0.20		ug/L			11/01/19 09:17	1
1,2-Dibromo-3-Chloropropane	ND		2.0		ug/L			11/01/19 09:17	1
1,2-Dibromoethane	ND		0.10		ug/L			11/01/19 09:17	1
1,2-Dichlorobenzene	ND		0.30		ug/L			11/01/19 09:17	1
1,2-Dichloroethane	ND		0.20		ug/L			11/01/19 09:17	1
1,2-Dichloropropane	ND		0.20		ug/L			11/01/19 09:17	1
1,4-Dichlorobenzene	ND		0.30		ug/L			11/01/19 09:17	1
2-Butanone	ND		10		ug/L			11/01/19 09:17	1
2-Hexanone	ND		3.0		ug/L			11/01/19 09:17	1
4-Methyl-2-pentanone	ND		5.0		ug/L			11/01/19 09:17	1
Acetone	ND		6.0		ug/L			11/01/19 09:17	1
Acrylonitrile	ND		10		ug/L			11/01/19 09:17	1
Benzene	ND		0.20		ug/L			11/01/19 09:17	1
Bromochloromethane	ND		0.20		ug/L			11/01/19 09:17	1
Bromodichloromethane	ND		0.20		ug/L			11/01/19 09:17	1
Bromoform	ND		0.50		ug/L			11/01/19 09:17	1
Bromomethane	ND		0.50		ug/L			11/01/19 09:17	1
Carbon disulfide	ND		0.30		ug/L			11/01/19 09:17	1
Carbon tetrachloride	ND		0.20		ug/L			11/01/19 09:17	1
Chlorobenzene	ND		0.20		ug/L			11/01/19 09:17	1
Chloroethane	ND		0.50		ug/L			11/01/19 09:17	1
Chloroform	ND		0.20		ug/L			11/01/19 09:17	1
Chloromethane	ND		0.50		ug/L			11/01/19 09:17	1
cis-1,2-Dichloroethene	ND		0.20		ug/L			11/01/19 09:17	1
cis-1,3-Dichloropropene	ND		0.20		ug/L			11/01/19 09:17	1
Dibromochloromethane	ND		0.20		ug/L			11/01/19 09:17	1
Dibromomethane	ND		0.20		ug/L			11/01/19 09:17	1
Ethylbenzene	ND		0.20		ug/L			11/01/19 09:17	1
m,p-Xylene	ND		0.50		ug/L			11/01/19 09:17	1
Methyl iodide	ND		0.50		ug/L			11/01/19 09:17	1
Methylene Chloride	ND		5.0		ug/L			11/01/19 09:17	1
o-Xylene	ND		0.50		ug/L			11/01/19 09:17	1
Styrene	ND		0.50		ug/L			11/01/19 09:17	1
Tetrachloroethene	ND		0.50		ug/L			11/01/19 09:17	1
Toluene	ND		0.20		ug/L			11/01/19 09:17	1
trans-1,2-Dichloroethene	ND		0.20		ug/L			11/01/19 09:17	1
trans-1,3-Dichloropropene	ND		0.20		ug/L			11/01/19 09:17	1
trans-1,4-Dichloro-2-butene	ND		2.0		ug/L			11/01/19 09:17	1
Trichloroethene	ND		0.20		ug/L			11/01/19 09:17	1
Vinyl acetate	ND		1.5		ug/L			11/01/19 09:17	1
Vinyl chloride	3.9		0.020		ug/L			11/01/19 09:17	1

Surrogate	%Recovery	Qualifier	Limits	Prepared	Analyzed	Dil Fac
1,2-Dichloroethane-d4 (Surr)	116		80 - 120		11/01/19 09:17	1

Eurofins TestAmerica, Seattle

Client Sample Results

Client: SCS Engineers
 Project/Site: Coupeville Solid Waste Facility Groundwa

Job ID: 580-90272-1

Client Sample ID: 1019-15

Lab Sample ID: 580-90272-15

Date Collected: 10/22/19 15:40

Matrix: Water

Date Received: 10/23/19 14:15

Method: 8260C - Volatile Organic Compounds (GC/MS) (Continued)

Surrogate	%Recovery	Qualifier	Limits	Prepared	Analyzed	Dil Fac
4-Bromofluorobenzene (Surr)	92		80 - 120		11/01/19 09:17	1
Dibromofluoromethane (Surr)	110		80 - 120		11/01/19 09:17	1
Toluene-d8 (Surr)	102		80 - 120		11/01/19 09:17	1
Trifluorotoluene (Surr)	113		80 - 120		11/01/19 09:17	1

Method: 8260C - Volatile Organic Compounds (GC/MS) - DL

Analyte	Result	Qualifier	RL	MDL	Unit	D	Prepared	Analyzed	Dil Fac
Trichlorofluoromethane	100		2.5		ug/L			11/04/19 21:29	5

Surrogate	%Recovery	Qualifier	Limits	Prepared	Analyzed	Dil Fac
1,2-Dichloroethane-d4 (Surr)	111		80 - 120		11/04/19 21:29	5
4-Bromofluorobenzene (Surr)	95		80 - 120		11/04/19 21:29	5
Dibromofluoromethane (Surr)	102		80 - 120		11/04/19 21:29	5
Toluene-d8 (Surr)	97		80 - 120		11/04/19 21:29	5
Trifluorotoluene (Surr)	108		80 - 120		11/04/19 21:29	5

Method: 6010C - Metals (ICP) - Dissolved

Analyte	Result	Qualifier	RL	MDL	Unit	D	Prepared	Analyzed	Dil Fac
Calcium	260		1.1		mg/L		11/04/19 08:08	11/05/19 00:45	1
Iron	ND		0.30		mg/L		11/04/19 08:08	11/05/19 00:45	1
Magnesium	110		1.1		mg/L		11/04/19 08:08	11/05/19 00:45	1
Manganese	0.72		0.020		mg/L		11/04/19 08:08	11/05/19 00:45	1
Potassium	9.4		3.3		mg/L		11/04/19 08:08	11/05/19 00:45	1
Sodium	38		2.0		mg/L		11/04/19 08:08	11/05/19 00:45	1

Method: 6020A - Metals (ICP/MS) - Total Recoverable

Analyte	Result	Qualifier	RL	MDL	Unit	D	Prepared	Analyzed	Dil Fac
Antimony	ND		0.00040		mg/L		11/04/19 08:50	11/05/19 11:59	1
Arsenic	0.0019		0.0010		mg/L		11/04/19 08:50	11/05/19 11:59	1
Barium	0.052		0.0012		mg/L		11/04/19 08:50	11/05/19 11:59	1
Beryllium	ND		0.00040		mg/L		11/04/19 08:50	11/05/19 11:59	1
Cadmium	ND		0.00040		mg/L		11/04/19 08:50	11/05/19 11:59	1
Chromium	0.00052		0.00040		mg/L		11/04/19 08:50	11/05/19 11:59	1
Cobalt	0.0031		0.00040		mg/L		11/04/19 08:50	11/05/19 11:59	1
Copper	ND		0.0020		mg/L		11/04/19 08:50	11/05/19 11:59	1
Lead	ND		0.00080		mg/L		11/04/19 08:50	11/05/19 11:59	1
Nickel	0.023		0.0030		mg/L		11/04/19 08:50	11/05/19 11:59	1
Selenium	ND		0.0080		mg/L		11/04/19 08:50	11/05/19 11:59	1
Silver	ND		0.00040		mg/L		11/04/19 08:50	11/05/19 11:59	1
Thallium	ND		0.0010		mg/L		11/04/19 08:50	11/05/19 11:59	1
Vanadium	0.0045		0.0040		mg/L		11/04/19 08:50	11/05/19 11:59	1
Zinc	ND		0.0070		mg/L		11/04/19 08:50	11/05/19 11:59	1

General Chemistry

Analyte	Result	Qualifier	RL	MDL	Unit	D	Prepared	Analyzed	Dil Fac
Fluoride	ND		0.20		mg/L			10/24/19 09:27	1
Chloride	43		0.90		mg/L			10/24/19 09:27	1
Sulfate	190		120		mg/L			10/31/19 18:15	100
Ammonia as N	ND		0.10		mg/L			11/04/19 14:24	1
Nitrate Nitrite as N	ND		0.15		mg/L			11/01/19 15:25	1

Eurofins TestAmerica, Seattle

Client Sample Results

Client: SCS Engineers
 Project/Site: Coupeville Solid Waste Facility Groundwa

Job ID: 580-90272-1

Client Sample ID: 1019-15

Lab Sample ID: 580-90272-15

Date Collected: 10/22/19 15:40

Matrix: Water

Date Received: 10/23/19 14:15

General Chemistry (Continued)

Analyte	Result	Qualifier	RL	MDL	Unit	D	Prepared	Analyzed	Dil Fac
Total Organic Carbon	16		1.0		mg/L			11/05/19 18:38	1
Analyte	Result	Qualifier	RL	RL	Unit	D	Prepared	Analyzed	Dil Fac
Alkalinity	820		5.0		mg/L			10/29/19 14:46	1
Bicarbonate Alkalinity as CaCO3	820		5.0		mg/L			10/29/19 14:46	1
Carbonate Alkalinity as CaCO3	ND		5.0		mg/L			10/29/19 14:46	1
Hydroxide Alkalinity as CaCO3	ND		5.0		mg/L			10/29/19 14:46	1
Total Dissolved Solids	1200		20		mg/L			10/29/19 17:04	1
Chemical Oxygen Demand	36		10		mg/L		11/05/19 14:33	11/05/19 14:33	1

Client Sample Results

Client: SCS Engineers
 Project/Site: Coupeville Solid Waste Facility Groundwa

Job ID: 580-90272-1

Client Sample ID: 1019-16

Lab Sample ID: 580-90272-16

Date Collected: 10/22/19 16:39

Matrix: Water

Date Received: 10/23/19 14:15

Method: 8260C - Volatile Organic Compounds (GC/MS)

Analyte	Result	Qualifier	RL	MDL	Unit	D	Prepared	Analyzed	Dil Fac
1,1,1,2-Tetrachloroethane	ND		0.30		ug/L			11/01/19 09:43	1
1,1,1-Trichloroethane	ND		0.20		ug/L			11/01/19 09:43	1
1,1,2,2-Tetrachloroethane	ND		0.20		ug/L			11/01/19 09:43	1
1,1,2-Trichloroethane	ND		0.20		ug/L			11/01/19 09:43	1
1,1-Dichloroethane	ND		0.20		ug/L			11/01/19 09:43	1
1,1-Dichloroethene	ND		0.20		ug/L			11/01/19 09:43	1
1,2,3-Trichloropropane	ND		0.20		ug/L			11/01/19 09:43	1
1,2-Dibromo-3-Chloropropane	ND		2.0		ug/L			11/01/19 09:43	1
1,2-Dibromoethane	ND		0.10		ug/L			11/01/19 09:43	1
1,2-Dichlorobenzene	ND		0.30		ug/L			11/01/19 09:43	1
1,2-Dichloroethane	ND		0.20		ug/L			11/01/19 09:43	1
1,2-Dichloropropane	ND		0.20		ug/L			11/01/19 09:43	1
1,4-Dichlorobenzene	ND		0.30		ug/L			11/01/19 09:43	1
2-Butanone	ND		10		ug/L			11/01/19 09:43	1
2-Hexanone	ND		3.0		ug/L			11/01/19 09:43	1
4-Methyl-2-pentanone	ND		5.0		ug/L			11/01/19 09:43	1
Acetone	ND		6.0		ug/L			11/01/19 09:43	1
Acrylonitrile	ND		10		ug/L			11/01/19 09:43	1
Benzene	ND		0.20		ug/L			11/01/19 09:43	1
Bromochloromethane	ND		0.20		ug/L			11/01/19 09:43	1
Bromodichloromethane	ND		0.20		ug/L			11/01/19 09:43	1
Bromoform	ND		0.50		ug/L			11/01/19 09:43	1
Bromomethane	ND		0.50		ug/L			11/01/19 09:43	1
Carbon disulfide	ND		0.30		ug/L			11/01/19 09:43	1
Carbon tetrachloride	ND		0.20		ug/L			11/01/19 09:43	1
Chlorobenzene	ND		0.20		ug/L			11/01/19 09:43	1
Chloroethane	ND		0.50		ug/L			11/01/19 09:43	1
Chloroform	ND		0.20		ug/L			11/01/19 09:43	1
Chloromethane	ND		0.50		ug/L			11/01/19 09:43	1
cis-1,2-Dichloroethene	ND		0.20		ug/L			11/01/19 09:43	1
cis-1,3-Dichloropropene	ND		0.20		ug/L			11/01/19 09:43	1
Dibromochloromethane	ND		0.20		ug/L			11/01/19 09:43	1
Dibromomethane	ND		0.20		ug/L			11/01/19 09:43	1
Ethylbenzene	ND		0.20		ug/L			11/01/19 09:43	1
m,p-Xylene	ND		0.50		ug/L			11/01/19 09:43	1
Methyl iodide	ND		0.50		ug/L			11/01/19 09:43	1
Methylene Chloride	ND		5.0		ug/L			11/01/19 09:43	1
o-Xylene	ND		0.50		ug/L			11/01/19 09:43	1
Styrene	ND		0.50		ug/L			11/01/19 09:43	1
Tetrachloroethene	ND		0.50		ug/L			11/01/19 09:43	1
Toluene	ND		0.20		ug/L			11/01/19 09:43	1
trans-1,2-Dichloroethene	ND		0.20		ug/L			11/01/19 09:43	1
trans-1,3-Dichloropropene	ND		0.20		ug/L			11/01/19 09:43	1
trans-1,4-Dichloro-2-butene	ND		2.0		ug/L			11/01/19 09:43	1
Trichloroethene	ND		0.20		ug/L			11/01/19 09:43	1
Trichlorofluoromethane	ND		0.50		ug/L			11/01/19 09:43	1
Vinyl acetate	ND		1.5		ug/L			11/01/19 09:43	1
Vinyl chloride	0.031		0.020		ug/L			11/01/19 09:43	1

Client Sample Results

Client: SCS Engineers
Project/Site: Coupeville Solid Waste Facility Groundwa

Job ID: 580-90272-1

Client Sample ID: 1019-16

Lab Sample ID: 580-90272-16

Date Collected: 10/22/19 16:39

Matrix: Water

Date Received: 10/23/19 14:15

Surrogate	%Recovery	Qualifier	Limits	Prepared	Analyzed	Dil Fac
1,2-Dichloroethane-d4 (Surr)	116		80 - 120		11/01/19 09:43	1
4-Bromofluorobenzene (Surr)	95		80 - 120		11/01/19 09:43	1
Dibromofluoromethane (Surr)	107		80 - 120		11/01/19 09:43	1
Toluene-d8 (Surr)	98		80 - 120		11/01/19 09:43	1
Trifluorotoluene (Surr)	103		80 - 120		11/01/19 09:43	1

Method: 6010C - Metals (ICP) - Dissolved

Analyte	Result	Qualifier	RL	MDL	Unit	D	Prepared	Analyzed	Dil Fac
Calcium	62		1.1		mg/L		11/04/19 08:08	11/05/19 00:48	1
Iron	1.4		0.30		mg/L		11/04/19 08:08	11/05/19 00:48	1
Magnesium	32		1.1		mg/L		11/04/19 08:08	11/05/19 00:48	1
Manganese	0.65		0.020		mg/L		11/04/19 08:08	11/05/19 00:48	1
Potassium	5.7		3.3		mg/L		11/04/19 08:08	11/05/19 00:48	1
Sodium	37		2.0		mg/L		11/04/19 08:08	11/05/19 00:48	1

Method: 6020A - Metals (ICP/MS) - Total Recoverable

Analyte	Result	Qualifier	RL	MDL	Unit	D	Prepared	Analyzed	Dil Fac
Antimony	ND		0.00040		mg/L		11/04/19 08:50	11/05/19 12:02	1
Arsenic	0.0012		0.0010		mg/L		11/04/19 08:50	11/05/19 12:02	1
Barium	0.073		0.0012		mg/L		11/04/19 08:50	11/05/19 12:02	1
Beryllium	ND		0.00040		mg/L		11/04/19 08:50	11/05/19 12:02	1
Cadmium	ND		0.00040		mg/L		11/04/19 08:50	11/05/19 12:02	1
Chromium	ND		0.00040		mg/L		11/04/19 08:50	11/05/19 12:02	1
Cobalt	ND		0.00040		mg/L		11/04/19 08:50	11/05/19 12:02	1
Copper	ND		0.0020		mg/L		11/04/19 08:50	11/05/19 12:02	1
Lead	ND		0.00080		mg/L		11/04/19 08:50	11/05/19 12:02	1
Nickel	ND		0.0030		mg/L		11/04/19 08:50	11/05/19 12:02	1
Selenium	ND		0.0080		mg/L		11/04/19 08:50	11/05/19 12:02	1
Silver	ND		0.00040		mg/L		11/04/19 08:50	11/05/19 12:02	1
Thallium	ND		0.0010		mg/L		11/04/19 08:50	11/05/19 12:02	1
Vanadium	ND		0.0040		mg/L		11/04/19 08:50	11/05/19 12:02	1
Zinc	ND		0.0070		mg/L		11/04/19 08:50	11/05/19 12:02	1

General Chemistry

Analyte	Result	Qualifier	RL	MDL	Unit	D	Prepared	Analyzed	Dil Fac
Fluoride	ND		0.20		mg/L			10/24/19 09:38	1
Chloride	20		0.90		mg/L			10/24/19 09:38	1
Sulfate	31		1.2		mg/L			10/24/19 09:38	1
Ammonia as N	ND		0.10		mg/L			11/04/19 14:26	1
Nitrate Nitrite as N	ND	F1	0.15		mg/L			11/05/19 11:19	1
Total Organic Carbon	2.3		1.0		mg/L			11/05/19 18:53	1
Analyte	Result	Qualifier	RL	RL	Unit	D	Prepared	Analyzed	Dil Fac
Alkalinity	280		5.0		mg/L			10/29/19 14:46	1
Bicarbonate Alkalinity as CaCO3	280		5.0		mg/L			10/29/19 14:46	1
Carbonate Alkalinity as CaCO3	ND		5.0		mg/L			10/29/19 14:46	1
Hydroxide Alkalinity as CaCO3	ND		5.0		mg/L			10/29/19 14:46	1
Total Dissolved Solids	370		10		mg/L			10/29/19 17:04	1
Chemical Oxygen Demand	ND		10		mg/L		11/05/19 14:33	11/05/19 14:33	1

Eurofins TestAmerica, Seattle

Client Sample Results

Client: SCS Engineers
 Project/Site: Coupeville Solid Waste Facility Groundwa

Job ID: 580-90272-1

Client Sample ID: 1019-17

Lab Sample ID: 580-90272-17

Date Collected: 10/22/19 17:47

Matrix: Water

Date Received: 10/23/19 14:15

Method: 8260C - Volatile Organic Compounds (GC/MS)

Analyte	Result	Qualifier	RL	MDL	Unit	D	Prepared	Analyzed	Dil Fac
1,1,1,2-Tetrachloroethane	ND		0.30		ug/L			11/01/19 10:10	1
1,1,1-Trichloroethane	ND		0.20		ug/L			11/01/19 10:10	1
1,1,2,2-Tetrachloroethane	ND		0.20		ug/L			11/01/19 10:10	1
1,1,2-Trichloroethane	ND		0.20		ug/L			11/01/19 10:10	1
1,1-Dichloroethane	ND		0.20		ug/L			11/01/19 10:10	1
1,1-Dichloroethene	ND		0.20		ug/L			11/01/19 10:10	1
1,2,3-Trichloropropane	ND		0.20		ug/L			11/01/19 10:10	1
1,2-Dibromo-3-Chloropropane	ND		2.0		ug/L			11/01/19 10:10	1
1,2-Dibromoethane	ND		0.10		ug/L			11/01/19 10:10	1
1,2-Dichlorobenzene	ND		0.30		ug/L			11/01/19 10:10	1
1,2-Dichloroethane	ND		0.20		ug/L			11/01/19 10:10	1
1,2-Dichloropropane	ND		0.20		ug/L			11/01/19 10:10	1
1,4-Dichlorobenzene	ND		0.30		ug/L			11/01/19 10:10	1
2-Butanone	ND		10		ug/L			11/01/19 10:10	1
2-Hexanone	ND		3.0		ug/L			11/01/19 10:10	1
4-Methyl-2-pentanone	ND		5.0		ug/L			11/01/19 10:10	1
Acetone	ND		6.0		ug/L			11/01/19 10:10	1
Acrylonitrile	ND		10		ug/L			11/01/19 10:10	1
Benzene	ND		0.20		ug/L			11/01/19 10:10	1
Bromochloromethane	ND		0.20		ug/L			11/01/19 10:10	1
Bromodichloromethane	ND		0.20		ug/L			11/01/19 10:10	1
Bromoform	ND		0.50		ug/L			11/01/19 10:10	1
Bromomethane	ND		0.50		ug/L			11/01/19 10:10	1
Carbon disulfide	ND		0.30		ug/L			11/01/19 10:10	1
Carbon tetrachloride	ND		0.20		ug/L			11/01/19 10:10	1
Chlorobenzene	ND		0.20		ug/L			11/01/19 10:10	1
Chloroethane	ND		0.50		ug/L			11/01/19 10:10	1
Chloroform	ND		0.20		ug/L			11/01/19 10:10	1
Chloromethane	ND		0.50		ug/L			11/01/19 10:10	1
cis-1,2-Dichloroethene	ND		0.20		ug/L			11/01/19 10:10	1
cis-1,3-Dichloropropene	ND		0.20		ug/L			11/01/19 10:10	1
Dibromochloromethane	ND		0.20		ug/L			11/01/19 10:10	1
Dibromomethane	ND		0.20		ug/L			11/01/19 10:10	1
Ethylbenzene	ND		0.20		ug/L			11/01/19 10:10	1
m,p-Xylene	ND		0.50		ug/L			11/01/19 10:10	1
Methyl iodide	ND		0.50		ug/L			11/01/19 10:10	1
Methylene Chloride	ND		5.0		ug/L			11/01/19 10:10	1
o-Xylene	ND		0.50		ug/L			11/01/19 10:10	1
Styrene	ND		0.50		ug/L			11/01/19 10:10	1
Tetrachloroethene	ND		0.50		ug/L			11/01/19 10:10	1
Toluene	ND		0.20		ug/L			11/01/19 10:10	1
trans-1,2-Dichloroethene	ND		0.20		ug/L			11/01/19 10:10	1
trans-1,3-Dichloropropene	ND		0.20		ug/L			11/01/19 10:10	1
trans-1,4-Dichloro-2-butene	ND		2.0		ug/L			11/01/19 10:10	1
Trichloroethene	ND		0.20		ug/L			11/01/19 10:10	1
Trichlorofluoromethane	ND		0.50		ug/L			11/01/19 10:10	1
Vinyl acetate	ND		1.5		ug/L			11/01/19 10:10	1
Vinyl chloride	ND		0.020		ug/L			11/01/19 10:10	1

Client Sample Results

Client: SCS Engineers
 Project/Site: Coupeville Solid Waste Facility Groundwa

Job ID: 580-90272-1

Client Sample ID: 1019-17

Lab Sample ID: 580-90272-17

Date Collected: 10/22/19 17:47

Matrix: Water

Date Received: 10/23/19 14:15

Surrogate	%Recovery	Qualifier	Limits	Prepared	Analyzed	Dil Fac
1,2-Dichloroethane-d4 (Surr)	117		80 - 120		11/01/19 10:10	1
4-Bromofluorobenzene (Surr)	93		80 - 120		11/01/19 10:10	1
Dibromofluoromethane (Surr)	108		80 - 120		11/01/19 10:10	1
Toluene-d8 (Surr)	98		80 - 120		11/01/19 10:10	1
Trifluorotoluene (Surr)	106		80 - 120		11/01/19 10:10	1

Method: 6010C - Metals (ICP) - Dissolved

Analyte	Result	Qualifier	RL	MDL	Unit	D	Prepared	Analyzed	Dil Fac
Calcium	85		1.1		mg/L		11/04/19 08:08	11/05/19 00:51	1
Iron	ND		0.30		mg/L		11/04/19 08:08	11/05/19 00:51	1
Magnesium	49		1.1		mg/L		11/04/19 08:08	11/05/19 00:51	1
Manganese	ND		0.020		mg/L		11/04/19 08:08	11/05/19 00:51	1
Potassium	5.5		3.3		mg/L		11/04/19 08:08	11/05/19 00:51	1
Sodium	31		2.0		mg/L		11/04/19 08:08	11/05/19 00:51	1

Method: 6020A - Metals (ICP/MS) - Total Recoverable

Analyte	Result	Qualifier	RL	MDL	Unit	D	Prepared	Analyzed	Dil Fac
Antimony	ND		0.00040		mg/L		11/06/19 11:33	11/08/19 14:42	1
Arsenic	0.0038		0.0010		mg/L		11/06/19 11:33	11/08/19 14:42	1
Barium	0.021		0.0012		mg/L		11/06/19 11:33	11/08/19 14:42	1
Beryllium	ND		0.00040		mg/L		11/06/19 11:33	11/08/19 14:42	1
Cadmium	ND		0.00040		mg/L		11/06/19 11:33	11/08/19 14:42	1
Chromium	0.0024		0.00040		mg/L		11/06/19 11:33	11/08/19 14:42	1
Cobalt	ND		0.00040		mg/L		11/06/19 11:33	11/08/19 14:42	1
Copper	0.0038		0.0020		mg/L		11/06/19 11:33	11/08/19 14:42	1
Lead	0.00099		0.00080		mg/L		11/06/19 11:33	11/08/19 14:42	1
Nickel	ND		0.0030		mg/L		11/06/19 11:33	11/08/19 14:42	1
Selenium	ND		0.0080		mg/L		11/06/19 11:33	11/08/19 14:42	1
Silver	ND		0.00040		mg/L		11/06/19 11:33	11/08/19 14:42	1
Thallium	ND		0.0010		mg/L		11/06/19 11:33	11/08/19 14:42	1
Vanadium	0.0062		0.0040		mg/L		11/06/19 11:33	11/08/19 14:42	1
Zinc	0.0088		0.0070		mg/L		11/06/19 11:33	11/08/19 14:42	1

General Chemistry

Analyte	Result	Qualifier	RL	MDL	Unit	D	Prepared	Analyzed	Dil Fac
Fluoride	ND		0.20		mg/L			10/24/19 11:47	1
Chloride	65	F1	0.90		mg/L			10/24/19 11:47	1
Sulfate	53		1.2		mg/L			10/24/19 11:47	1
Ammonia as N	ND		0.10		mg/L			11/04/19 14:28	1
Nitrate Nitrite as N	0.41		0.15		mg/L			11/01/19 15:30	1
Total Organic Carbon	1.8		1.0		mg/L			11/05/19 19:09	1
Analyte	Result	Qualifier	RL	RL	Unit	D	Prepared	Analyzed	Dil Fac
Alkalinity	290		5.0		mg/L			10/31/19 13:42	1
Bicarbonate Alkalinity as CaCO3	290		5.0		mg/L			10/31/19 13:42	1
Carbonate Alkalinity as CaCO3	ND		5.0		mg/L			10/31/19 13:42	1
Hydroxide Alkalinity as CaCO3	ND		5.0		mg/L			10/31/19 13:42	1
Total Dissolved Solids	510		10		mg/L			10/29/19 17:04	1
Chemical Oxygen Demand	ND		10		mg/L		11/05/19 14:33	11/05/19 14:33	1

Eurofins TestAmerica, Seattle

Client Sample Results

Client: SCS Engineers
 Project/Site: Coupeville Solid Waste Facility Groundwa

Job ID: 580-90272-1

Client Sample ID: Trip Blank

Lab Sample ID: 580-90272-18

Date Collected: 10/22/19 00:01

Matrix: Water

Date Received: 10/23/19 14:15

Method: 8260C - Volatile Organic Compounds (GC/MS)

Analyte	Result	Qualifier	RL	MDL	Unit	D	Prepared	Analyzed	Dil Fac
1,1,1,2-Tetrachloroethane	ND		0.30		ug/L			11/01/19 12:49	1
1,1,1-Trichloroethane	ND		0.20		ug/L			11/01/19 12:49	1
1,1,2,2-Tetrachloroethane	ND		0.20		ug/L			11/01/19 12:49	1
1,1,2-Trichloroethane	ND		0.20		ug/L			11/01/19 12:49	1
1,1-Dichloroethane	ND		0.20		ug/L			11/01/19 12:49	1
1,1-Dichloroethene	ND		0.20		ug/L			11/01/19 12:49	1
1,2,3-Trichloropropane	ND		0.20		ug/L			11/01/19 12:49	1
1,2-Dibromo-3-Chloropropane	ND		2.0		ug/L			11/01/19 12:49	1
1,2-Dibromoethane	ND		0.10		ug/L			11/01/19 12:49	1
1,2-Dichlorobenzene	ND		0.30		ug/L			11/01/19 12:49	1
1,2-Dichloroethane	ND		0.20		ug/L			11/01/19 12:49	1
1,2-Dichloropropane	ND		0.20		ug/L			11/01/19 12:49	1
1,4-Dichlorobenzene	ND		0.30		ug/L			11/01/19 12:49	1
2-Butanone	ND		10		ug/L			11/01/19 12:49	1
2-Hexanone	ND		3.0		ug/L			11/01/19 12:49	1
4-Methyl-2-pentanone	ND		5.0		ug/L			11/01/19 12:49	1
Acetone	ND		6.0		ug/L			11/01/19 12:49	1
Acrylonitrile	ND		10		ug/L			11/01/19 12:49	1
Benzene	ND		0.20		ug/L			11/01/19 12:49	1
Bromochloromethane	ND		0.20		ug/L			11/01/19 12:49	1
Bromodichloromethane	ND		0.20		ug/L			11/01/19 12:49	1
Bromoform	ND		0.50		ug/L			11/01/19 12:49	1
Bromomethane	ND		0.50		ug/L			11/01/19 12:49	1
Carbon disulfide	ND		0.30		ug/L			11/01/19 12:49	1
Carbon tetrachloride	ND		0.20		ug/L			11/01/19 12:49	1
Chlorobenzene	ND		0.20		ug/L			11/01/19 12:49	1
Chloroethane	ND		0.50		ug/L			11/01/19 12:49	1
Chloroform	ND		0.20		ug/L			11/01/19 12:49	1
Chloromethane	ND		0.50		ug/L			11/01/19 12:49	1
cis-1,2-Dichloroethene	ND		0.20		ug/L			11/01/19 12:49	1
cis-1,3-Dichloropropene	ND		0.20		ug/L			11/01/19 12:49	1
Dibromochloromethane	ND		0.20		ug/L			11/01/19 12:49	1
Dibromomethane	ND		0.20		ug/L			11/01/19 12:49	1
Ethylbenzene	ND		0.20		ug/L			11/01/19 12:49	1
m,p-Xylene	ND		0.50		ug/L			11/01/19 12:49	1
Methyl iodide	ND		0.50		ug/L			11/01/19 12:49	1
Methylene Chloride	ND		5.0		ug/L			11/01/19 12:49	1
o-Xylene	ND		0.50		ug/L			11/01/19 12:49	1
Styrene	ND		0.50		ug/L			11/01/19 12:49	1
Tetrachloroethene	ND		0.50		ug/L			11/01/19 12:49	1
Toluene	ND		0.20		ug/L			11/01/19 12:49	1
trans-1,2-Dichloroethene	ND		0.20		ug/L			11/01/19 12:49	1
trans-1,3-Dichloropropene	ND		0.20		ug/L			11/01/19 12:49	1
trans-1,4-Dichloro-2-butene	ND		2.0		ug/L			11/01/19 12:49	1
Trichloroethene	ND		0.20		ug/L			11/01/19 12:49	1
Trichlorofluoromethane	ND		0.50		ug/L			11/01/19 12:49	1
Vinyl acetate	ND		1.5		ug/L			11/01/19 12:49	1
Vinyl chloride	ND		0.020		ug/L			11/01/19 12:49	1

Client Sample Results

Client: SCS Engineers
Project/Site: Coupeville Solid Waste Facility Groundwa

Job ID: 580-90272-1

Client Sample ID: Trip Blank

Lab Sample ID: 580-90272-18

Date Collected: 10/22/19 00:01

Matrix: Water

Date Received: 10/23/19 14:15

<i>Surrogate</i>	<i>%Recovery</i>	<i>Qualifier</i>	<i>Limits</i>	<i>Prepared</i>	<i>Analyzed</i>	<i>Dil Fac</i>
1,2-Dichloroethane-d4 (Surr)	120		80 - 120		11/01/19 12:49	1
4-Bromofluorobenzene (Surr)	92		80 - 120		11/01/19 12:49	1
Dibromofluoromethane (Surr)	109		80 - 120		11/01/19 12:49	1
Toluene-d8 (Surr)	97		80 - 120		11/01/19 12:49	1
Trifluorotoluene (Surr)	108		80 - 120		11/01/19 12:49	1

QC Sample Results

Client: SCS Engineers
 Project/Site: Coupeville Solid Waste Facility Groundwa

Job ID: 580-90272-1

Method: 8260C - Volatile Organic Compounds (GC/MS)

Lab Sample ID: MB 580-315696/7
Matrix: Water
Analysis Batch: 315696

Client Sample ID: Method Blank
Prep Type: Total/NA

Analyte	MB Result	MB Qualifier	RL	MDL	Unit	D	Prepared	Analyzed	Dil Fac
1,1,1,2-Tetrachloroethane	ND		0.30		ug/L			10/31/19 20:05	1
1,1,1-Trichloroethane	ND		0.20		ug/L			10/31/19 20:05	1
1,1,2,2-Tetrachloroethane	ND		0.20		ug/L			10/31/19 20:05	1
1,1,2-Trichloroethane	ND		0.20		ug/L			10/31/19 20:05	1
1,1-Dichloroethane	ND		0.20		ug/L			10/31/19 20:05	1
1,1-Dichloroethene	ND		0.20		ug/L			10/31/19 20:05	1
1,2,3-Trichloropropane	ND		0.20		ug/L			10/31/19 20:05	1
1,2-Dibromo-3-Chloropropane	ND		2.0		ug/L			10/31/19 20:05	1
1,2-Dibromoethane	ND		0.10		ug/L			10/31/19 20:05	1
1,2-Dichlorobenzene	ND		0.30		ug/L			10/31/19 20:05	1
1,2-Dichloroethane	ND		0.20		ug/L			10/31/19 20:05	1
1,2-Dichloropropane	ND		0.20		ug/L			10/31/19 20:05	1
1,4-Dichlorobenzene	ND		0.30		ug/L			10/31/19 20:05	1
2-Butanone	ND		10		ug/L			10/31/19 20:05	1
2-Hexanone	ND		3.0		ug/L			10/31/19 20:05	1
4-Methyl-2-pentanone	ND		5.0		ug/L			10/31/19 20:05	1
Acetone	ND		6.0		ug/L			10/31/19 20:05	1
Acrylonitrile	ND		10		ug/L			10/31/19 20:05	1
Benzene	ND		0.20		ug/L			10/31/19 20:05	1
Bromochloromethane	ND		0.20		ug/L			10/31/19 20:05	1
Bromodichloromethane	ND		0.20		ug/L			10/31/19 20:05	1
Bromoform	ND		0.50		ug/L			10/31/19 20:05	1
Bromomethane	ND		0.50		ug/L			10/31/19 20:05	1
Carbon disulfide	ND		0.30		ug/L			10/31/19 20:05	1
Carbon tetrachloride	ND		0.20		ug/L			10/31/19 20:05	1
Chlorobenzene	ND		0.20		ug/L			10/31/19 20:05	1
Chloroethane	ND		0.50		ug/L			10/31/19 20:05	1
Chloroform	ND		0.20		ug/L			10/31/19 20:05	1
Chloromethane	ND		0.50		ug/L			10/31/19 20:05	1
cis-1,2-Dichloroethene	ND		0.20		ug/L			10/31/19 20:05	1
cis-1,3-Dichloropropene	ND		0.20		ug/L			10/31/19 20:05	1
Dibromochloromethane	ND		0.20		ug/L			10/31/19 20:05	1
Dibromomethane	ND		0.20		ug/L			10/31/19 20:05	1
Ethylbenzene	ND		0.20		ug/L			10/31/19 20:05	1
m,p-Xylene	ND		0.50		ug/L			10/31/19 20:05	1
Methyl iodide	ND		0.50		ug/L			10/31/19 20:05	1
Methylene Chloride	ND		5.0		ug/L			10/31/19 20:05	1
o-Xylene	ND		0.50		ug/L			10/31/19 20:05	1
Styrene	ND		0.50		ug/L			10/31/19 20:05	1
Tetrachloroethene	ND		0.50		ug/L			10/31/19 20:05	1
Toluene	ND		0.20		ug/L			10/31/19 20:05	1
trans-1,2-Dichloroethene	ND		0.20		ug/L			10/31/19 20:05	1
trans-1,3-Dichloropropene	ND		0.20		ug/L			10/31/19 20:05	1
trans-1,4-Dichloro-2-butene	ND		2.0		ug/L			10/31/19 20:05	1
Trichloroethene	ND		0.20		ug/L			10/31/19 20:05	1
Trichlorofluoromethane	ND		0.50		ug/L			10/31/19 20:05	1
Vinyl acetate	ND		1.5		ug/L			10/31/19 20:05	1
Vinyl chloride	ND		0.020		ug/L			10/31/19 20:05	1

Eurofins TestAmerica, Seattle

QC Sample Results

Client: SCS Engineers
 Project/Site: Coupeville Solid Waste Facility Groundwa

Job ID: 580-90272-1

Method: 8260C - Volatile Organic Compounds (GC/MS) (Continued)

Lab Sample ID: MB 580-315696/7
Matrix: Water
Analysis Batch: 315696

Client Sample ID: Method Blank
Prep Type: Total/NA

Surrogate	MB %Recovery	MB Qualifier	Limits	Prepared	Analyzed	Dil Fac
1,2-Dichloroethane-d4 (Surr)	111		80 - 120		10/31/19 20:05	1
4-Bromofluorobenzene (Surr)	96		80 - 120		10/31/19 20:05	1
Dibromofluoromethane (Surr)	103		80 - 120		10/31/19 20:05	1
Toluene-d8 (Surr)	99		80 - 120		10/31/19 20:05	1
Trifluorotoluene (Surr)	104		80 - 120		10/31/19 20:05	1

Lab Sample ID: LCS 580-315696/4
Matrix: Water
Analysis Batch: 315696

Client Sample ID: Lab Control Sample
Prep Type: Total/NA

Analyte	Spike Added	LCS Result	LCS Qualifier	Unit	D	%Rec	%Rec. Limits
1,1,1,2-Tetrachloroethane	5.00	5.47		ug/L		109	79 - 127
1,1,1-Trichloroethane	5.00	5.34		ug/L		107	74 - 128
1,1,2,2-Tetrachloroethane	5.00	5.27		ug/L		105	69 - 139
1,1,2-Trichloroethane	5.00	5.47		ug/L		109	80 - 127
1,1-Dichloroethane	5.00	5.40		ug/L		108	74 - 135
1,1-Dichloroethene	5.00	5.54		ug/L		111	71 - 126
1,2,3-Trichloropropane	5.00	5.66		ug/L		113	80 - 127
1,2-Dibromo-3-Chloropropane	5.00	5.46		ug/L		109	69 - 130
1,2-Dibromoethane	5.00	5.44		ug/L		109	80 - 126
1,2-Dichlorobenzene	5.00	5.82		ug/L		116	80 - 129
1,2-Dichloroethane	5.00	5.87		ug/L		117	74 - 130
1,2-Dichloropropane	5.00	5.50		ug/L		110	80 - 130
1,4-Dichlorobenzene	5.00	5.69		ug/L		114	80 - 129
2-Butanone	25.0	32.2		ug/L		129	64 - 136
2-Hexanone	25.0	38.8	*	ug/L		155	67 - 144
4-Methyl-2-pentanone	25.0	28.3		ug/L		113	65 - 137
Acetone	25.0	46.6	*	ug/L		186	49 - 150
Acrylonitrile	50.0	47.9		ug/L		96	78 - 126
Benzene	5.00	5.90		ug/L		118	73 - 133
Bromochloromethane	5.00	5.30		ug/L		106	79 - 131
Bromodichloromethane	5.00	5.36		ug/L		107	74 - 131
Bromoform	5.00	5.10		ug/L		102	69 - 137
Bromomethane	5.00	5.73		ug/L		115	68 - 120
Carbon disulfide	5.00	5.66		ug/L		113	65 - 128
Carbon tetrachloride	5.00	5.20		ug/L		104	71 - 132
Chlorobenzene	5.00	5.55		ug/L		111	80 - 123
Chloroethane	5.00	6.12		ug/L		122	49 - 135
Chloroform	5.00	5.46		ug/L		109	80 - 130
Chloromethane	5.00	5.96		ug/L		119	32 - 143
cis-1,2-Dichloroethene	5.00	5.60		ug/L		112	72 - 130
cis-1,3-Dichloropropene	5.00	5.23		ug/L		105	66 - 141
Dibromochloromethane	5.00	5.30		ug/L		106	76 - 131
Dibromomethane	5.00	5.25		ug/L		105	65 - 141
Ethylbenzene	5.00	5.59		ug/L		112	80 - 130
m,p-Xylene	5.00	5.55		ug/L		111	78 - 130
Methyl iodide	5.00	5.47		ug/L		109	60 - 133
Methylene Chloride	5.00	4.86	J	ug/L		97	75 - 134

Eurofins TestAmerica, Seattle

QC Sample Results

Client: SCS Engineers
Project/Site: Coupeville Solid Waste Facility Groundwa

Job ID: 580-90272-1

Method: 8260C - Volatile Organic Compounds (GC/MS) (Continued)

Lab Sample ID: LCS 580-315696/4
Matrix: Water
Analysis Batch: 315696

Client Sample ID: Lab Control Sample
Prep Type: Total/NA

Analyte	Spike Added	LCS Result	LCS Qualifier	Unit	D	%Rec	%Rec. Limits
o-Xylene	5.00	5.51		ug/L		110	80 - 139
Styrene	5.00	5.64		ug/L		113	74 - 136
Tetrachloroethene	5.00	5.44		ug/L		109	75 - 131
Toluene	5.00	6.05		ug/L		121	80 - 126
trans-1,2-Dichloroethene	5.00	5.45		ug/L		109	63 - 133
trans-1,3-Dichloropropene	5.00	5.05		ug/L		101	71 - 128
trans-1,4-Dichloro-2-butene	5.00	4.91		ug/L		98	45 - 144
Trichloroethene	5.00	5.46		ug/L		109	72 - 136
Trichlorofluoromethane	5.00	6.18		ug/L		124	60 - 132
Vinyl acetate	12.5	12.4		ug/L		99	50 - 150
Vinyl chloride	5.00	5.54		ug/L		111	52 - 128

Surrogate	LCS %Recovery	LCS Qualifier	Limits
1,2-Dichloroethane-d4 (Surr)	98		80 - 120
4-Bromofluorobenzene (Surr)	106		80 - 120
Dibromofluoromethane (Surr)	94		80 - 120
Toluene-d8 (Surr)	103		80 - 120
Trifluorotoluene (Surr)	92		80 - 120

Lab Sample ID: LCSD 580-315696/5
Matrix: Water
Analysis Batch: 315696

Client Sample ID: Lab Control Sample Dup
Prep Type: Total/NA

Analyte	Spike Added	LCSD Result	LCSD Qualifier	Unit	D	%Rec	%Rec. Limits	RPD	RPD Limit
1,1,1,2-Tetrachloroethane	5.00	5.20		ug/L		104	79 - 127	5	20
1,1,1-Trichloroethane	5.00	5.14		ug/L		103	74 - 128	4	14
1,1,1,2-Tetrachloroethane	5.00	5.29		ug/L		106	69 - 139	1	22
1,1,2-Trichloroethane	5.00	5.42		ug/L		108	80 - 127	1	19
1,1-Dichloroethane	5.00	5.20		ug/L		104	74 - 135	4	20
1,1-Dichloroethene	5.00	5.37		ug/L		107	71 - 126	3	17
1,2,3-Trichloropropane	5.00	5.61		ug/L		112	80 - 127	1	20
1,2-Dibromo-3-Chloropropane	5.00	4.79		ug/L		96	69 - 130	13	26
1,2-Dibromoethane	5.00	5.21		ug/L		104	80 - 126	4	20
1,2-Dichlorobenzene	5.00	5.60		ug/L		112	80 - 129	4	14
1,2-Dichloroethane	5.00	5.76		ug/L		115	74 - 130	2	15
1,2-Dichloropropane	5.00	5.30		ug/L		106	80 - 130	4	14
1,4-Dichlorobenzene	5.00	5.37		ug/L		107	80 - 129	6	11
2-Butanone	25.0	28.9		ug/L		115	64 - 136	11	23
2-Hexanone	25.0	38.9	*	ug/L		156	67 - 144	0	21
4-Methyl-2-pentanone	25.0	27.7		ug/L		111	65 - 137	2	24
Acetone	25.0	43.6	*	ug/L		174	49 - 150	7	24
Acrylonitrile	50.0	49.0		ug/L		98	78 - 126	2	14
Benzene	5.00	5.65		ug/L		113	73 - 133	4	20
Bromochloromethane	5.00	5.38		ug/L		108	79 - 131	1	20
Bromodichloromethane	5.00	5.43		ug/L		109	74 - 131	1	20
Bromoform	5.00	5.02		ug/L		100	69 - 137	2	20
Bromomethane	5.00	5.49		ug/L		110	68 - 120	4	18
Carbon disulfide	5.00	5.35		ug/L		107	65 - 128	6	23

Eurofins TestAmerica, Seattle

QC Sample Results

Client: SCS Engineers
Project/Site: Coupeville Solid Waste Facility Groundwa

Job ID: 580-90272-1

Method: 8260C - Volatile Organic Compounds (GC/MS) (Continued)

Lab Sample ID: LCSD 580-315696/5
Matrix: Water
Analysis Batch: 315696

Client Sample ID: Lab Control Sample Dup
Prep Type: Total/NA

Analyte	Spike Added	LCSD Result	LCSD Qualifier	Unit	D	%Rec	%Rec. Limits	RPD	RPD Limit
Carbon tetrachloride	5.00	5.08		ug/L		102	71 - 132	2	15
Chlorobenzene	5.00	5.33		ug/L		107	80 - 123	4	12
Chloroethane	5.00	5.69		ug/L		114	49 - 135	7	27
Chloroform	5.00	5.25		ug/L		105	80 - 130	4	20
Chloromethane	5.00	5.45		ug/L		109	32 - 143	9	23
cis-1,2-Dichloroethene	5.00	5.56		ug/L		111	72 - 130	1	20
cis-1,3-Dichloropropene	5.00	5.18		ug/L		104	66 - 141	1	22
Dibromochloromethane	5.00	5.23		ug/L		105	76 - 131	1	20
Dibromomethane	5.00	5.23		ug/L		105	65 - 141	0	20
Ethylbenzene	5.00	5.30		ug/L		106	80 - 130	5	20
m,p-Xylene	5.00	5.31		ug/L		106	78 - 130	5	20
Methyl iodide	5.00	5.23		ug/L		105	60 - 133	5	15
Methylene Chloride	5.00	4.71	J	ug/L		94	75 - 134	3	18
o-Xylene	5.00	5.26		ug/L		105	80 - 139	5	20
Styrene	5.00	5.43		ug/L		109	74 - 136	4	20
Tetrachloroethene	5.00	5.20		ug/L		104	75 - 131	5	20
Toluene	5.00	5.72		ug/L		114	80 - 126	6	20
trans-1,2-Dichloroethene	5.00	5.18		ug/L		104	63 - 133	5	17
trans-1,3-Dichloropropene	5.00	4.96		ug/L		99	71 - 128	2	21
trans-1,4-Dichloro-2-butene	5.00	4.66		ug/L		93	45 - 144	5	31
Trichloroethene	5.00	5.23		ug/L		105	72 - 136	4	14
Trichlorofluoromethane	5.00	5.80		ug/L		116	60 - 132	6	20
Vinyl acetate	12.5	11.3		ug/L		91	50 - 150	9	29
Vinyl chloride	5.00	5.23		ug/L		105	52 - 128	6	21

Surrogate	LCSD %Recovery	LCSD Qualifier	LCSD Limits
1,2-Dichloroethane-d4 (Surr)	100		80 - 120
4-Bromofluorobenzene (Surr)	104		80 - 120
Dibromofluoromethane (Surr)	92		80 - 120
Toluene-d8 (Surr)	102		80 - 120
Trifluorotoluene (Surr)	92		80 - 120

Lab Sample ID: MB 580-315700/7
Matrix: Water
Analysis Batch: 315700

Client Sample ID: Method Blank
Prep Type: Total/NA

Analyte	MB Result	MB Qualifier	RL	MDL	Unit	D	Prepared	Analyzed	Dil Fac
1,1,1,2-Tetrachloroethane	ND		0.30		ug/L			11/01/19 07:57	1
1,1,1-Trichloroethane	ND		0.20		ug/L			11/01/19 07:57	1
1,1,2,2-Tetrachloroethane	ND		0.20		ug/L			11/01/19 07:57	1
1,1,2-Trichloroethane	ND		0.20		ug/L			11/01/19 07:57	1
1,1-Dichloroethane	ND		0.20		ug/L			11/01/19 07:57	1
1,1-Dichloroethene	ND		0.20		ug/L			11/01/19 07:57	1
1,2,3-Trichloropropane	ND		0.20		ug/L			11/01/19 07:57	1
1,2-Dibromo-3-Chloropropane	ND		2.0		ug/L			11/01/19 07:57	1
1,2-Dibromoethane	ND		0.10		ug/L			11/01/19 07:57	1
1,2-Dichlorobenzene	ND		0.30		ug/L			11/01/19 07:57	1
1,2-Dichloroethane	ND		0.20		ug/L			11/01/19 07:57	1

Eurofins TestAmerica, Seattle

QC Sample Results

Client: SCS Engineers
 Project/Site: Coupeville Solid Waste Facility Groundwa

Job ID: 580-90272-1

Method: 8260C - Volatile Organic Compounds (GC/MS) (Continued)

Lab Sample ID: MB 580-315700/7
Matrix: Water
Analysis Batch: 315700

Client Sample ID: Method Blank
Prep Type: Total/NA

Analyte	MB Result	MB Qualifier	RL	MDL	Unit	D	Prepared	Analyzed	Dil Fac
1,2-Dichloropropane	ND		0.20		ug/L			11/01/19 07:57	1
1,4-Dichlorobenzene	ND		0.30		ug/L			11/01/19 07:57	1
2-Butanone	ND		10		ug/L			11/01/19 07:57	1
2-Hexanone	ND		3.0		ug/L			11/01/19 07:57	1
4-Methyl-2-pentanone	ND		5.0		ug/L			11/01/19 07:57	1
Acetone	ND		6.0		ug/L			11/01/19 07:57	1
Acrylonitrile	ND		10		ug/L			11/01/19 07:57	1
Benzene	ND		0.20		ug/L			11/01/19 07:57	1
Bromochloromethane	ND		0.20		ug/L			11/01/19 07:57	1
Bromodichloromethane	ND		0.20		ug/L			11/01/19 07:57	1
Bromoform	ND		0.50		ug/L			11/01/19 07:57	1
Bromomethane	ND		0.50		ug/L			11/01/19 07:57	1
Carbon disulfide	ND		0.30		ug/L			11/01/19 07:57	1
Carbon tetrachloride	ND		0.20		ug/L			11/01/19 07:57	1
Chlorobenzene	ND		0.20		ug/L			11/01/19 07:57	1
Chloroethane	ND		0.50		ug/L			11/01/19 07:57	1
Chloroform	ND		0.20		ug/L			11/01/19 07:57	1
Chloromethane	ND		0.50		ug/L			11/01/19 07:57	1
cis-1,2-Dichloroethene	ND		0.20		ug/L			11/01/19 07:57	1
cis-1,3-Dichloropropene	ND		0.20		ug/L			11/01/19 07:57	1
Dibromochloromethane	ND		0.20		ug/L			11/01/19 07:57	1
Dibromomethane	ND		0.20		ug/L			11/01/19 07:57	1
Ethylbenzene	ND		0.20		ug/L			11/01/19 07:57	1
m,p-Xylene	ND		0.50		ug/L			11/01/19 07:57	1
Methyl iodide	ND		0.50		ug/L			11/01/19 07:57	1
Methylene Chloride	ND		5.0		ug/L			11/01/19 07:57	1
o-Xylene	ND		0.50		ug/L			11/01/19 07:57	1
Styrene	ND		0.50		ug/L			11/01/19 07:57	1
Tetrachloroethene	ND		0.50		ug/L			11/01/19 07:57	1
Toluene	ND		0.20		ug/L			11/01/19 07:57	1
trans-1,2-Dichloroethene	ND		0.20		ug/L			11/01/19 07:57	1
trans-1,3-Dichloropropene	ND		0.20		ug/L			11/01/19 07:57	1
trans-1,4-Dichloro-2-butene	ND		2.0		ug/L			11/01/19 07:57	1
Trichloroethene	ND		0.20		ug/L			11/01/19 07:57	1
Trichlorofluoromethane	ND		0.50		ug/L			11/01/19 07:57	1
Vinyl acetate	ND		1.5		ug/L			11/01/19 07:57	1
Vinyl chloride	ND		0.020		ug/L			11/01/19 07:57	1

Surrogate	MB %Recovery	MB Qualifier	Limits	Prepared	Analyzed	Dil Fac
1,2-Dichloroethane-d4 (Surr)	114		80 - 120		11/01/19 07:57	1
4-Bromofluorobenzene (Surr)	95		80 - 120		11/01/19 07:57	1
Dibromofluoromethane (Surr)	104		80 - 120		11/01/19 07:57	1
Toluene-d8 (Surr)	95		80 - 120		11/01/19 07:57	1
Trifluorotoluene (Surr)	106		80 - 120		11/01/19 07:57	1

QC Sample Results

Client: SCS Engineers
 Project/Site: Coupeville Solid Waste Facility Groundwa

Job ID: 580-90272-1

Method: 8260C - Volatile Organic Compounds (GC/MS) (Continued)

Lab Sample ID: LCS 580-315700/4
Matrix: Water
Analysis Batch: 315700

Client Sample ID: Lab Control Sample
Prep Type: Total/NA

Analyte	Spike Added	LCS Result	LCS Qualifier	Unit	D	%Rec	%Rec. Limits
1,1,1,2-Tetrachloroethane	5.00	5.39		ug/L		108	79 - 127
1,1,1-Trichloroethane	5.00	5.23		ug/L		105	74 - 128
1,1,2,2-Tetrachloroethane	5.00	5.51		ug/L		110	69 - 139
1,1,2-Trichloroethane	5.00	5.75		ug/L		115	80 - 127
1,1-Dichloroethane	5.00	5.37		ug/L		107	74 - 135
1,1-Dichloroethene	5.00	5.41		ug/L		108	71 - 126
1,2,3-Trichloropropane	5.00	5.88		ug/L		118	80 - 127
1,2-Dibromo-3-Chloropropane	5.00	4.52		ug/L		90	69 - 130
1,2-Dibromoethane	5.00	5.49		ug/L		110	80 - 126
1,2-Dichlorobenzene	5.00	5.62		ug/L		112	80 - 129
1,2-Dichloroethane	5.00	6.07		ug/L		121	74 - 130
1,2-Dichloropropane	5.00	5.77		ug/L		115	80 - 130
1,4-Dichlorobenzene	5.00	5.65		ug/L		113	80 - 129
2-Butanone	25.0	23.7		ug/L		95	64 - 136
2-Hexanone	25.0	31.9		ug/L		128	67 - 144
4-Methyl-2-pentanone	25.0	27.3		ug/L		109	65 - 137
Acetone	25.0	25.9		ug/L		104	49 - 150
Acrylonitrile	50.0	48.2		ug/L		96	78 - 126
Benzene	5.00	5.98		ug/L		120	73 - 133
Bromochloromethane	5.00	5.38		ug/L		108	79 - 131
Bromodichloromethane	5.00	5.69		ug/L		114	74 - 131
Bromoform	5.00	5.21		ug/L		104	69 - 137
Bromomethane	5.00	5.60		ug/L		112	68 - 120
Carbon disulfide	5.00	5.39		ug/L		108	65 - 128
Carbon tetrachloride	5.00	5.08		ug/L		102	71 - 132
Chlorobenzene	5.00	5.69		ug/L		114	80 - 123
Chloroethane	5.00	5.69		ug/L		114	49 - 135
Chloroform	5.00	5.43		ug/L		109	80 - 130
Chloromethane	5.00	5.76		ug/L		115	32 - 143
cis-1,2-Dichloroethene	5.00	5.55		ug/L		111	72 - 130
cis-1,3-Dichloropropene	5.00	5.22		ug/L		104	66 - 141
Dibromochloromethane	5.00	5.48		ug/L		110	76 - 131
Dibromomethane	5.00	5.46		ug/L		109	65 - 141
Ethylbenzene	5.00	5.62		ug/L		112	80 - 130
m,p-Xylene	5.00	5.55		ug/L		111	78 - 130
Methyl iodide	5.00	5.34		ug/L		107	60 - 133
Methylene Chloride	5.00	5.01		ug/L		100	75 - 134
o-Xylene	5.00	5.55		ug/L		111	80 - 139
Styrene	5.00	5.94		ug/L		119	74 - 136
Tetrachloroethene	5.00	5.14		ug/L		103	75 - 131
Toluene	5.00	6.09		ug/L		122	80 - 126
trans-1,2-Dichloroethene	5.00	5.30		ug/L		106	63 - 133
trans-1,3-Dichloropropene	5.00	4.93		ug/L		99	71 - 128
trans-1,4-Dichloro-2-butene	5.00	4.44		ug/L		89	45 - 144
Trichloroethene	5.00	5.40		ug/L		108	72 - 136
Trichlorofluoromethane	5.00	5.61		ug/L		112	60 - 132
Vinyl acetate	12.5	12.4		ug/L		99	50 - 150
Vinyl chloride	5.00	5.38		ug/L		108	52 - 128

QC Sample Results

Client: SCS Engineers
Project/Site: Coupeville Solid Waste Facility Groundwa

Job ID: 580-90272-1

Method: 8260C - Volatile Organic Compounds (GC/MS) (Continued)

Lab Sample ID: LCS 580-315700/4
Matrix: Water
Analysis Batch: 315700

Client Sample ID: Lab Control Sample
Prep Type: Total/NA

Surrogate	LCS %Recovery	LCS Qualifier	Limits
1,2-Dichloroethane-d4 (Surr)	99		80 - 120
4-Bromofluorobenzene (Surr)	106		80 - 120
Dibromofluoromethane (Surr)	91		80 - 120
Toluene-d8 (Surr)	100		80 - 120
Trifluorotoluene (Surr)	88		80 - 120

Lab Sample ID: LCSD 580-315700/5
Matrix: Water
Analysis Batch: 315700

Client Sample ID: Lab Control Sample Dup
Prep Type: Total/NA

Analyte	Spike Added	LCSD Result	LCSD Qualifier	Unit	D	%Rec	%Rec. Limits	RPD	RPD Limit
1,1,1,2-Tetrachloroethane	5.00	5.38		ug/L		108	79 - 127	0	20
1,1,1-Trichloroethane	5.00	5.21		ug/L		104	74 - 128	0	14
1,1,2,2-Tetrachloroethane	5.00	5.52		ug/L		110	69 - 139	0	22
1,1,2-Trichloroethane	5.00	5.79		ug/L		116	80 - 127	1	19
1,1-Dichloroethane	5.00	5.31		ug/L		106	74 - 135	1	20
1,1-Dichloroethene	5.00	5.25		ug/L		105	71 - 126	3	17
1,2,3-Trichloropropane	5.00	5.98		ug/L		120	80 - 127	2	20
1,2-Dibromo-3-Chloropropane	5.00	4.85		ug/L		97	69 - 130	7	26
1,2-Dibromoethane	5.00	5.56		ug/L		111	80 - 126	1	20
1,2-Dichlorobenzene	5.00	5.65		ug/L		113	80 - 129	1	14
1,2-Dichloroethane	5.00	6.10		ug/L		122	74 - 130	0	15
1,2-Dichloropropane	5.00	5.73		ug/L		115	80 - 130	1	14
1,4-Dichlorobenzene	5.00	5.54		ug/L		111	80 - 129	2	11
2-Butanone	25.0	23.7		ug/L		95	64 - 136	0	23
2-Hexanone	25.0	32.3		ug/L		129	67 - 144	1	21
4-Methyl-2-pentanone	25.0	27.9		ug/L		112	65 - 137	2	24
Acetone	25.0	28.0		ug/L		112	49 - 150	8	24
Acrylonitrile	50.0	48.4		ug/L		97	78 - 126	0	14
Benzene	5.00	5.82		ug/L		116	73 - 133	3	20
Bromochloromethane	5.00	5.40		ug/L		108	79 - 131	0	20
Bromodichloromethane	5.00	5.75		ug/L		115	74 - 131	1	20
Bromoform	5.00	5.28		ug/L		106	69 - 137	1	20
Bromomethane	5.00	5.45		ug/L		109	68 - 120	3	18
Carbon disulfide	5.00	5.29		ug/L		106	65 - 128	2	23
Carbon tetrachloride	5.00	5.01		ug/L		100	71 - 132	1	15
Chlorobenzene	5.00	5.62		ug/L		112	80 - 123	1	12
Chloroethane	5.00	5.71		ug/L		114	49 - 135	0	27
Chloroform	5.00	5.37		ug/L		107	80 - 130	1	20
Chloromethane	5.00	5.79		ug/L		116	32 - 143	1	23
cis-1,2-Dichloroethene	5.00	5.52		ug/L		110	72 - 130	1	20
cis-1,3-Dichloropropene	5.00	5.20		ug/L		104	66 - 141	0	22
Dibromochloromethane	5.00	5.43		ug/L		109	76 - 131	1	20
Dibromomethane	5.00	5.42		ug/L		108	65 - 141	1	20
Ethylbenzene	5.00	5.64		ug/L		113	80 - 130	0	20
m,p-Xylene	5.00	5.56		ug/L		111	78 - 130	0	20
Methyl iodide	5.00	5.21		ug/L		104	60 - 133	2	15
Methylene Chloride	5.00	4.95	J	ug/L		99	75 - 134	1	18

Eurofins TestAmerica, Seattle

QC Sample Results

Client: SCS Engineers
 Project/Site: Coupeville Solid Waste Facility Groundwa

Job ID: 580-90272-1

Method: 8260C - Volatile Organic Compounds (GC/MS) (Continued)

Lab Sample ID: LCSD 580-315700/5
Matrix: Water
Analysis Batch: 315700

Client Sample ID: Lab Control Sample Dup
Prep Type: Total/NA

Analyte	Spike Added	LCSD Result	LCSD Qualifier	Unit	D	%Rec	%Rec. Limits	RPD	RPD Limit
o-Xylene	5.00	5.46		ug/L		109	80 - 139	2	20
Styrene	5.00	5.84		ug/L		117	74 - 136	2	20
Tetrachloroethene	5.00	4.98		ug/L		100	75 - 131	3	20
Toluene	5.00	5.94		ug/L		119	80 - 126	3	20
trans-1,2-Dichloroethene	5.00	5.21		ug/L		104	63 - 133	2	17
trans-1,3-Dichloropropene	5.00	5.05		ug/L		101	71 - 128	2	21
trans-1,4-Dichloro-2-butene	5.00	4.49		ug/L		90	45 - 144	1	31
Trichloroethene	5.00	5.33		ug/L		107	72 - 136	1	14
Trichlorofluoromethane	5.00	5.51		ug/L		110	60 - 132	2	20
Vinyl acetate	12.5	10.3		ug/L		82	50 - 150	19	29
Vinyl chloride	5.00	5.35		ug/L		107	52 - 128	1	21

Surrogate	LCSD %Recovery	LCSD Qualifier	Limits
1,2-Dichloroethane-d4 (Surr)	99		80 - 120
4-Bromofluorobenzene (Surr)	105		80 - 120
Dibromofluoromethane (Surr)	92		80 - 120
Toluene-d8 (Surr)	99		80 - 120
Trifluorotoluene (Surr)	87		80 - 120

Lab Sample ID: MB 580-315943/7
Matrix: Water
Analysis Batch: 315943

Client Sample ID: Method Blank
Prep Type: Total/NA

Analyte	MB Result	MB Qualifier	RL	MDL	Unit	D	Prepared	Analyzed	Dil Fac
Trichlorofluoromethane	ND		0.50		ug/L			11/04/19 19:43	1

Surrogate	MB %Recovery	MB Qualifier	Limits	Prepared	Analyzed	Dil Fac
1,2-Dichloroethane-d4 (Surr)	112		80 - 120		11/04/19 19:43	1
4-Bromofluorobenzene (Surr)	96		80 - 120		11/04/19 19:43	1
Dibromofluoromethane (Surr)	104		80 - 120		11/04/19 19:43	1
Toluene-d8 (Surr)	98		80 - 120		11/04/19 19:43	1
Trifluorotoluene (Surr)	106		80 - 120		11/04/19 19:43	1

Lab Sample ID: LCS 580-315943/4
Matrix: Water
Analysis Batch: 315943

Client Sample ID: Lab Control Sample
Prep Type: Total/NA

Analyte	Spike Added	LCS Result	LCS Qualifier	Unit	D	%Rec	%Rec. Limits
Trichlorofluoromethane	5.00	6.40		ug/L		128	60 - 132

Surrogate	LCS %Recovery	LCS Qualifier	Limits
1,2-Dichloroethane-d4 (Surr)	96		80 - 120
4-Bromofluorobenzene (Surr)	104		80 - 120
Dibromofluoromethane (Surr)	94		80 - 120
Toluene-d8 (Surr)	101		80 - 120
Trifluorotoluene (Surr)	87		80 - 120

QC Sample Results

Client: SCS Engineers
 Project/Site: Coupeville Solid Waste Facility Groundwa

Job ID: 580-90272-1

Method: 8260C - Volatile Organic Compounds (GC/MS) (Continued)

Lab Sample ID: LCSD 580-315943/5
Matrix: Water
Analysis Batch: 315943

Client Sample ID: Lab Control Sample Dup
Prep Type: Total/NA

Analyte	Spike Added	LCSD Result	LCSD Qualifier	Unit	D	%Rec	%Rec. Limits	RPD	RPD Limit
Trichlorofluoromethane	5.00	5.92		ug/L		118	60 - 132	8	20
Surrogate									
		LCSD %Recovery	LCSD Qualifier	Limits					
1,2-Dichloroethane-d4 (Surr)		95		80 - 120					
4-Bromofluorobenzene (Surr)		103		80 - 120					
Dibromofluoromethane (Surr)		91		80 - 120					
Toluene-d8 (Surr)		102		80 - 120					
Trifluorotoluene (Surr)		92		80 - 120					

Method: 6010C - Metals (ICP)

Lab Sample ID: MB 580-315847/21-A
Matrix: Water
Analysis Batch: 315965

Client Sample ID: Method Blank
Prep Type: Total Recoverable
Prep Batch: 315847

Analyte	MB Result	MB Qualifier	RL	MDL	Unit	D	Prepared	Analyzed	Dil Fac
Calcium	ND		1.1		mg/L		11/04/19 08:08	11/04/19 23:24	1
Iron	ND		0.30		mg/L		11/04/19 08:08	11/04/19 23:24	1
Magnesium	ND		1.1		mg/L		11/04/19 08:08	11/04/19 23:24	1
Manganese	ND		0.020		mg/L		11/04/19 08:08	11/04/19 23:24	1
Potassium	ND		3.3		mg/L		11/04/19 08:08	11/04/19 23:24	1
Sodium	ND		2.0		mg/L		11/04/19 08:08	11/04/19 23:24	1

Lab Sample ID: LCS 580-315847/22-A
Matrix: Water
Analysis Batch: 315965

Client Sample ID: Lab Control Sample
Prep Type: Total Recoverable
Prep Batch: 315847

Analyte	Spike Added	LCS Result	LCS Qualifier	Unit	D	%Rec	%Rec. Limits
Calcium	20.0	19.0		mg/L		95	80 - 120
Iron	20.0	19.1		mg/L		95	80 - 120
Magnesium	20.0	19.3		mg/L		96	80 - 120
Manganese	1.00	0.939		mg/L		94	80 - 120
Potassium	20.0	17.8		mg/L		89	80 - 120
Sodium	20.0	18.7		mg/L		94	80 - 120

Lab Sample ID: LCSD 580-315847/23-A
Matrix: Water
Analysis Batch: 315965

Client Sample ID: Lab Control Sample Dup
Prep Type: Total Recoverable
Prep Batch: 315847

Analyte	Spike Added	LCSD Result	LCSD Qualifier	Unit	D	%Rec	%Rec. Limits	RPD	RPD Limit
Calcium	20.0	18.9		mg/L		94	80 - 120	0	20
Iron	20.0	19.0		mg/L		95	80 - 120	0	20
Magnesium	20.0	19.3		mg/L		96	80 - 120	0	20
Manganese	1.00	0.917		mg/L		92	80 - 120	2	20
Potassium	20.0	17.7		mg/L		89	80 - 120	1	20
Sodium	20.0	18.6		mg/L		93	80 - 120	1	20

QC Sample Results

Client: SCS Engineers
 Project/Site: Coupeville Solid Waste Facility Groundwa

Job ID: 580-90272-1

Method: 6010C - Metals (ICP) (Continued)

Lab Sample ID: 580-90272-1 MS
Matrix: Water
Analysis Batch: 315965

Client Sample ID: 1019-01
Prep Type: Dissolved
Prep Batch: 315847

Analyte	Sample	Sample	Spike	MS	MS	Unit	D	%Rec	Limits
	Result	Qualifier	Added	Result	Qualifier				
Calcium	76		20.0	92.3		mg/L		81	75 - 125
Iron	ND		20.0	18.7		mg/L		94	75 - 125
Magnesium	29		20.0	46.3		mg/L		87	75 - 125
Manganese	0.037		1.00	0.930		mg/L		89	75 - 125
Potassium	6.0		20.0	23.6		mg/L		88	75 - 125
Sodium	22		20.0	40.2		mg/L		89	75 - 125

Lab Sample ID: 580-90272-1 MSD
Matrix: Water
Analysis Batch: 315965

Client Sample ID: 1019-01
Prep Type: Dissolved
Prep Batch: 315847

Analyte	Sample	Sample	Spike	MSD	MSD	Unit	D	%Rec	Limits	RPD	Limit
	Result	Qualifier	Added	Result	Qualifier						
Calcium	76		20.0	96.0		mg/L		100	75 - 125	4	20
Iron	ND		20.0	19.5		mg/L		97	75 - 125	4	20
Magnesium	29		20.0	48.3		mg/L		98	75 - 125	4	20
Manganese	0.037		1.00	0.974		mg/L		94	75 - 125	5	20
Potassium	6.0		20.0	24.6		mg/L		93	75 - 125	4	20
Sodium	22		20.0	41.8		mg/L		98	75 - 125	4	20

Lab Sample ID: 580-90272-1 DU
Matrix: Water
Analysis Batch: 315965

Client Sample ID: 1019-01
Prep Type: Dissolved
Prep Batch: 315847

Analyte	Sample	Sample	DU		Unit	D	RPD	Limit
	Result	Qualifier	Result	Qualifier				
Calcium	76		77.5		mg/L		2	20
Iron	ND		ND		mg/L		NC	20
Magnesium	29		29.2		mg/L		1	20
Manganese	0.037		0.0353		mg/L		5	20
Potassium	6.0		6.02		mg/L		0.3	20
Sodium	22		22.4		mg/L		0.2	20

Method: 6020A - Metals (ICP/MS)

Lab Sample ID: MB 580-315849/22-A
Matrix: Water
Analysis Batch: 316064

Client Sample ID: Method Blank
Prep Type: Total Recoverable
Prep Batch: 315849

Analyte	MB	MB	RL	MDL	Unit	D	Prepared	Analyzed	Dil Fac
	Result	Qualifier							
Antimony	ND		0.00040		mg/L		11/04/19 08:50	11/05/19 10:37	1
Arsenic	ND		0.0010		mg/L		11/04/19 08:50	11/05/19 10:37	1
Barium	ND		0.0012		mg/L		11/04/19 08:50	11/05/19 10:37	1
Beryllium	ND		0.00040		mg/L		11/04/19 08:50	11/05/19 10:37	1
Cadmium	ND		0.00040		mg/L		11/04/19 08:50	11/05/19 10:37	1
Chromium	ND		0.00040		mg/L		11/04/19 08:50	11/05/19 10:37	1
Cobalt	ND		0.00040		mg/L		11/04/19 08:50	11/05/19 10:37	1
Copper	ND		0.0020		mg/L		11/04/19 08:50	11/05/19 10:37	1
Lead	ND		0.00080		mg/L		11/04/19 08:50	11/05/19 10:37	1
Nickel	ND		0.0030		mg/L		11/04/19 08:50	11/05/19 10:37	1
Selenium	ND		0.0080		mg/L		11/04/19 08:50	11/05/19 10:37	1

Eurofins TestAmerica, Seattle

QC Sample Results

Client: SCS Engineers
 Project/Site: Coupeville Solid Waste Facility Groundwa

Job ID: 580-90272-1

Method: 6020A - Metals (ICP/MS) (Continued)

Lab Sample ID: MB 580-315849/22-A
Matrix: Water
Analysis Batch: 316064

Client Sample ID: Method Blank
Prep Type: Total Recoverable
Prep Batch: 315849

Analyte	MB Result	MB Qualifier	RL	MDL	Unit	D	Prepared	Analyzed	Dil Fac
Silver	ND		0.00040		mg/L		11/04/19 08:50	11/05/19 10:37	1
Thallium	ND		0.0010		mg/L		11/04/19 08:50	11/05/19 10:37	1
Vanadium	ND		0.0040		mg/L		11/04/19 08:50	11/05/19 10:37	1
Zinc	ND		0.0070		mg/L		11/04/19 08:50	11/05/19 10:37	1

Lab Sample ID: LCS 580-315849/23-A
Matrix: Water
Analysis Batch: 316064

Client Sample ID: Lab Control Sample
Prep Type: Total Recoverable
Prep Batch: 315849

Analyte	Spike Added	LCS Result	LCS Qualifier	Unit	D	%Rec	%Rec. Limits
Antimony	1.00	1.10		mg/L		110	80 - 120
Arsenic	1.00	1.10		mg/L		110	80 - 120
Barium	1.00	1.07		mg/L		107	80 - 120
Beryllium	1.00	1.15		mg/L		115	80 - 120
Cadmium	1.00	1.10		mg/L		110	80 - 120
Chromium	1.00	1.12		mg/L		112	80 - 120
Cobalt	1.00	1.12		mg/L		112	80 - 120
Copper	1.00	1.12		mg/L		112	80 - 120
Lead	1.00	1.10		mg/L		110	80 - 120
Nickel	1.00	1.12		mg/L		112	80 - 120
Selenium	1.00	1.10		mg/L		110	80 - 120
Silver	1.00	1.12		mg/L		112	80 - 120
Thallium	1.00	1.12		mg/L		112	80 - 120
Vanadium	1.00	1.11		mg/L		111	80 - 120
Zinc	1.00	1.12		mg/L		112	80 - 120

Lab Sample ID: LCSD 580-315849/24-A
Matrix: Water
Analysis Batch: 316064

Client Sample ID: Lab Control Sample Dup
Prep Type: Total Recoverable
Prep Batch: 315849

Analyte	Spike Added	LCSD Result	LCSD Qualifier	Unit	D	%Rec	%Rec. Limits	RPD	RPD Limit
Antimony	1.00	1.09		mg/L		109	80 - 120	2	20
Arsenic	1.00	1.08		mg/L		108	80 - 120	2	20
Barium	1.00	1.04		mg/L		104	80 - 120	3	20
Beryllium	1.00	1.11		mg/L		111	80 - 120	3	20
Cadmium	1.00	1.09		mg/L		109	80 - 120	1	20
Chromium	1.00	1.09		mg/L		109	80 - 120	3	20
Cobalt	1.00	1.08		mg/L		108	80 - 120	4	20
Copper	1.00	1.11		mg/L		111	80 - 120	2	20
Lead	1.00	1.06		mg/L		106	80 - 120	4	20
Nickel	1.00	1.10		mg/L		110	80 - 120	2	20
Selenium	1.00	1.08		mg/L		108	80 - 120	2	20
Silver	1.00	1.10		mg/L		110	80 - 120	2	20
Thallium	1.00	1.07		mg/L		107	80 - 120	4	20
Vanadium	1.00	1.09		mg/L		109	80 - 120	2	20
Zinc	1.00	1.24		mg/L		124	80 - 120	10	20

QC Sample Results

Client: SCS Engineers
Project/Site: Coupeville Solid Waste Facility Groundwa

Job ID: 580-90272-1

Method: 6020A - Metals (ICP/MS) (Continued)

Lab Sample ID: 580-90272-1 MS
Matrix: Water
Analysis Batch: 316064

Client Sample ID: 1019-01
Prep Type: Total Recoverable
Prep Batch: 315849

Analyte	Sample	Sample	Spike	MS	MS	Unit	D	%Rec	Limits	%Rec.
	Result	Qualifier		Result	Qualifier					
Antimony	ND	F1	1.00	0.720	F1	mg/L		72	80 - 120	
Arsenic	0.0081	F1	1.00	0.719	F1	mg/L		71	80 - 120	
Barium	0.027	F1	1.00	0.359	F1	mg/L		33	80 - 120	
Beryllium	ND	F1	1.00	0.715	F1	mg/L		72	80 - 120	
Cadmium	ND	F1	1.00	0.722	F1	mg/L		72	80 - 120	
Chromium	ND	F1	1.00	0.723	F1	mg/L		72	80 - 120	
Cobalt	ND	F1	1.00	0.711	F1	mg/L		71	80 - 120	
Copper	ND	F1	1.00	0.718	F1	mg/L		72	80 - 120	
Lead	ND	F1	1.00	0.722	F1	mg/L		72	80 - 120	
Nickel	ND	F1	1.00	0.717	F1	mg/L		72	80 - 120	
Selenium	ND	F1	1.00	0.684	F1	mg/L		68	80 - 120	
Silver	ND	F1	1.00	0.746	F1	mg/L		75	80 - 120	
Thallium	ND	F1	1.00	0.740	F1	mg/L		74	80 - 120	
Vanadium	ND	F1	1.00	0.724	F1	mg/L		72	80 - 120	
Zinc	ND	F1	1.00	0.717	F1	mg/L		71	80 - 120	

Lab Sample ID: 580-90272-1 MSD
Matrix: Water
Analysis Batch: 316064

Client Sample ID: 1019-01
Prep Type: Total Recoverable
Prep Batch: 315849

Analyte	Sample	Sample	Spike	MSD	MSD	Unit	D	%Rec	Limits	RPD	Limit
	Result	Qualifier		Result	Qualifier						
Antimony	ND	F1	1.00	0.745	F1	mg/L		75	80 - 120	4	20
Arsenic	0.0081	F1	1.00	0.751	F1	mg/L		74	80 - 120	4	20
Barium	0.027	F1	1.00	0.381	F1	mg/L		35	80 - 120	6	20
Beryllium	ND	F1	1.00	0.779	F1	mg/L		78	80 - 120	9	20
Cadmium	ND	F1	1.00	0.748	F1	mg/L		75	80 - 120	3	20
Chromium	ND	F1	1.00	0.746	F1	mg/L		75	80 - 120	3	20
Cobalt	ND	F1	1.00	0.733	F1	mg/L		73	80 - 120	3	20
Copper	ND	F1	1.00	0.743	F1	mg/L		74	80 - 120	3	20
Lead	ND	F1	1.00	0.724	F1	mg/L		72	80 - 120	0	20
Nickel	ND	F1	1.00	0.738	F1	mg/L		74	80 - 120	3	20
Selenium	ND	F1	1.00	0.717	F1	mg/L		72	80 - 120	5	20
Silver	ND	F1	1.00	0.766	F1	mg/L		77	80 - 120	3	20
Thallium	ND	F1	1.00	0.761	F1	mg/L		76	80 - 120	3	20
Vanadium	ND	F1	1.00	0.739	F1	mg/L		74	80 - 120	2	20
Zinc	ND	F1	1.00	0.727	F1	mg/L		72	80 - 120	1	20

Lab Sample ID: 580-90272-1 DU
Matrix: Water
Analysis Batch: 316064

Client Sample ID: 1019-01
Prep Type: Total Recoverable
Prep Batch: 315849

Analyte	Sample	Sample	DU	DU	Unit	D	RPD	Limit
	Result	Qualifier		Result				
Antimony	ND	F1		ND	mg/L		NC	20
Arsenic	0.0081	F1		0.00806	mg/L		0	20
Barium	0.027	F1		0.0268	mg/L		0.5	20
Beryllium	ND	F1		ND	mg/L		NC	20
Cadmium	ND	F1		ND	mg/L		NC	20
Chromium	ND	F1		0.000643	mg/L		NC	20
Cobalt	ND	F1		ND	mg/L		NC	20

Eurofins TestAmerica, Seattle

QC Sample Results

Client: SCS Engineers
 Project/Site: Coupeville Solid Waste Facility Groundwa

Job ID: 580-90272-1

Method: 6020A - Metals (ICP/MS) (Continued)

Lab Sample ID: 580-90272-1 DU
Matrix: Water
Analysis Batch: 316064

Client Sample ID: 1019-01
Prep Type: Total Recoverable
Prep Batch: 315849

Analyte	Sample Result	Sample Qualifier	DU Result	DU Qualifier	Unit	D	RPD	Limit
Copper	ND	F1	ND		mg/L		NC	20
Lead	ND	F1	ND		mg/L		NC	20
Nickel	ND	F1	ND		mg/L		NC	20
Selenium	ND	F1	ND		mg/L		NC	20
Silver	ND	F1	ND		mg/L		NC	20
Thallium	ND	F1	ND		mg/L		NC	20
Vanadium	ND	F1	ND		mg/L		NC	20
Zinc	ND	F1	ND		mg/L		NC	20

Lab Sample ID: MB 580-316126/23-A
Matrix: Water
Analysis Batch: 316452

Client Sample ID: Method Blank
Prep Type: Total Recoverable
Prep Batch: 316126

Analyte	MB Result	MB Qualifier	RL	MDL	Unit	D	Prepared	Analyzed	Dil Fac
Antimony	ND		0.0020		mg/L		11/06/19 11:33	11/08/19 14:39	5
Arsenic	ND		0.0050		mg/L		11/06/19 11:33	11/08/19 14:39	5
Barium	ND		0.0060		mg/L		11/06/19 11:33	11/08/19 14:39	5
Beryllium	ND		0.0020		mg/L		11/06/19 11:33	11/08/19 14:39	5
Cadmium	ND		0.0020		mg/L		11/06/19 11:33	11/08/19 14:39	5
Chromium	ND		0.0020		mg/L		11/06/19 11:33	11/08/19 14:39	5
Cobalt	ND		0.0020		mg/L		11/06/19 11:33	11/08/19 14:39	5
Copper	ND		0.010		mg/L		11/06/19 11:33	11/08/19 14:39	5
Lead	ND		0.0040		mg/L		11/06/19 11:33	11/08/19 14:39	5
Nickel	ND		0.015		mg/L		11/06/19 11:33	11/08/19 14:39	5
Selenium	ND		0.040		mg/L		11/06/19 11:33	11/08/19 14:39	5
Silver	ND		0.0020		mg/L		11/06/19 11:33	11/08/19 14:39	5
Thallium	ND		0.0050		mg/L		11/06/19 11:33	11/08/19 14:39	5
Vanadium	ND		0.020		mg/L		11/06/19 11:33	11/08/19 14:39	5
Zinc	ND		0.035		mg/L		11/06/19 11:33	11/08/19 14:39	5

Lab Sample ID: LCS 580-316126/24-A
Matrix: Water
Analysis Batch: 316452

Client Sample ID: Lab Control Sample
Prep Type: Total Recoverable
Prep Batch: 316126

Analyte	Spike Added	LCS Result	LCS Qualifier	Unit	D	%Rec	%Rec. Limits
Antimony	1.00	0.954		mg/L		95	80 - 120
Arsenic	1.00	0.954		mg/L		95	80 - 120
Barium	1.00	0.985		mg/L		98	80 - 120
Beryllium	1.00	0.946		mg/L		95	80 - 120
Cadmium	1.00	0.986		mg/L		99	80 - 120
Chromium	1.00	0.938		mg/L		94	80 - 120
Cobalt	1.00	0.977		mg/L		98	80 - 120
Copper	1.00	0.969		mg/L		97	80 - 120
Lead	1.00	0.958		mg/L		96	80 - 120
Nickel	1.00	0.959		mg/L		96	80 - 120
Selenium	1.00	0.942		mg/L		94	80 - 120
Silver	1.00	0.970		mg/L		97	80 - 120
Thallium	1.00	0.995		mg/L		99	80 - 120
Vanadium	1.00	0.942		mg/L		94	80 - 120

Eurofins TestAmerica, Seattle

QC Sample Results

Client: SCS Engineers
Project/Site: Coupeville Solid Waste Facility Groundwa

Job ID: 580-90272-1

Method: 6020A - Metals (ICP/MS) (Continued)

Lab Sample ID: LCS 580-316126/24-A
Matrix: Water
Analysis Batch: 316452

Client Sample ID: Lab Control Sample
Prep Type: Total Recoverable
Prep Batch: 316126

Analyte	Spike Added	LCS Result	LCS Qualifier	Unit	D	%Rec	%Rec. Limits
Zinc	1.00	0.960		mg/L		96	80 - 120

Lab Sample ID: LCSD 580-316126/25-A
Matrix: Water
Analysis Batch: 316452

Client Sample ID: Lab Control Sample Dup
Prep Type: Total Recoverable
Prep Batch: 316126

Analyte	Spike Added	LCSD Result	LCSD Qualifier	Unit	D	%Rec	%Rec. Limits	RPD	RPD Limit
Antimony	1.00	0.947		mg/L		95	80 - 120	1	20
Arsenic	1.00	0.961		mg/L		96	80 - 120	1	20
Barium	1.00	0.995		mg/L		100	80 - 120	1	20
Beryllium	1.00	0.948		mg/L		95	80 - 120	0	20
Cadmium	1.00	1.01		mg/L		101	80 - 120	2	20
Chromium	1.00	0.942		mg/L		94	80 - 120	1	20
Cobalt	1.00	0.966		mg/L		97	80 - 120	1	20
Copper	1.00	0.954		mg/L		95	80 - 120	2	20
Lead	1.00	0.956		mg/L		96	80 - 120	0	20
Nickel	1.00	0.954		mg/L		95	80 - 120	1	20
Selenium	1.00	0.942		mg/L		94	80 - 120	0	20
Silver	1.00	0.972		mg/L		97	80 - 120	0	20
Thallium	1.00	0.983		mg/L		98	80 - 120	1	20
Vanadium	1.00	0.937		mg/L		94	80 - 120	0	20
Zinc	1.00	0.973		mg/L		97	80 - 120	1	20

Method: 300.0 - Anions, Ion Chromatography

Lab Sample ID: MB 580-315647/5
Matrix: Water
Analysis Batch: 315647

Client Sample ID: Method Blank
Prep Type: Total/NA

Analyte	MB Result	MB Qualifier	RL	MDL	Unit	D	Prepared	Analyzed	Dil Fac
Fluoride	ND		0.20		mg/L			10/23/19 12:02	1
Chloride	ND		0.90		mg/L			10/23/19 12:02	1
Sulfate	ND		1.2		mg/L			10/23/19 12:02	1

Lab Sample ID: LCS 580-315647/6
Matrix: Water
Analysis Batch: 315647

Client Sample ID: Lab Control Sample
Prep Type: Total/NA

Analyte	Spike Added	LCS Result	LCS Qualifier	Unit	D	%Rec	%Rec. Limits
Fluoride	5.00	5.05		mg/L		101	90 - 110
Chloride	50.0	52.3		mg/L		105	90 - 110
Sulfate	50.0	51.2		mg/L		102	90 - 110

Lab Sample ID: LCSD 580-315647/7
Matrix: Water
Analysis Batch: 315647

Client Sample ID: Lab Control Sample Dup
Prep Type: Total/NA

Analyte	Spike Added	LCSD Result	LCSD Qualifier	Unit	D	%Rec	%Rec. Limits	RPD	RPD Limit
Fluoride	5.00	5.08		mg/L		102	90 - 110	1	15
Chloride	50.0	52.4		mg/L		105	90 - 110	0	15

Eurofins TestAmerica, Seattle

QC Sample Results

Client: SCS Engineers
 Project/Site: Coupeville Solid Waste Facility Groundwa

Job ID: 580-90272-1

Method: 300.0 - Anions, Ion Chromatography (Continued)

Lab Sample ID: LCSD 580-315647/7
 Matrix: Water
 Analysis Batch: 315647

Client Sample ID: Lab Control Sample Dup
 Prep Type: Total/NA

Analyte	Spike Added	LCSD Result	LCSD Qualifier	Unit	D	%Rec	%Rec. Limits	RPD	RPD Limit
Sulfate	50.0	51.2		mg/L		102	90 - 110	0	15

Lab Sample ID: 580-90272-17 MS
 Matrix: Water
 Analysis Batch: 315647

Client Sample ID: 1019-17
 Prep Type: Total/NA

Analyte	Sample Result	Sample Qualifier	Spike Added	MS Result	MS Qualifier	Unit	D	%Rec	%Rec. Limits
Fluoride	ND		5.00	4.74		mg/L		93	90 - 110
Chloride	65	F1	50.0	109	F1	mg/L		87	90 - 110
Sulfate	53		50.0	101		mg/L		96	90 - 110

Lab Sample ID: 580-90272-17 MSD
 Matrix: Water
 Analysis Batch: 315647

Client Sample ID: 1019-17
 Prep Type: Total/NA

Analyte	Sample Result	Sample Qualifier	Spike Added	MSD Result	MSD Qualifier	Unit	D	%Rec	%Rec. Limits	RPD	RPD Limit
Fluoride	ND		5.00	4.79		mg/L		94	90 - 110	1	15
Chloride	65	F1	50.0	109	F1	mg/L		87	90 - 110	0	15
Sulfate	53		50.0	102		mg/L		97	90 - 110	0	15

Method: 350.1 - Nitrogen, Ammonia

Lab Sample ID: MB 280-476244/20
 Matrix: Water
 Analysis Batch: 476244

Client Sample ID: Method Blank
 Prep Type: Total/NA

Analyte	MB Result	MB Qualifier	RL	MDL	Unit	D	Prepared	Analyzed	Dil Fac
Ammonia as N	ND		0.10		mg/L			11/01/19 12:58	1

Lab Sample ID: MB 280-476244/59
 Matrix: Water
 Analysis Batch: 476244

Client Sample ID: Method Blank
 Prep Type: Total/NA

Analyte	MB Result	MB Qualifier	RL	MDL	Unit	D	Prepared	Analyzed	Dil Fac
Ammonia as N	ND		0.10		mg/L			11/01/19 14:16	1

Lab Sample ID: LCS 280-476244/18
 Matrix: Water
 Analysis Batch: 476244

Client Sample ID: Lab Control Sample
 Prep Type: Total/NA

Analyte	Spike Added	LCS Result	LCS Qualifier	Unit	D	%Rec	%Rec. Limits
Ammonia as N	2.50	2.49		mg/L		100	90 - 110

Lab Sample ID: LCS 280-476244/57
 Matrix: Water
 Analysis Batch: 476244

Client Sample ID: Lab Control Sample
 Prep Type: Total/NA

Analyte	Spike Added	LCS Result	LCS Qualifier	Unit	D	%Rec	%Rec. Limits
Ammonia as N	2.50	2.54		mg/L		101	90 - 110

Eurofins TestAmerica, Seattle

QC Sample Results

Client: SCS Engineers
 Project/Site: Coupeville Solid Waste Facility Groundwa

Job ID: 580-90272-1

Method: 350.1 - Nitrogen, Ammonia (Continued)

Lab Sample ID: LCSD 280-476244/19
Matrix: Water
Analysis Batch: 476244

Client Sample ID: Lab Control Sample Dup
Prep Type: Total/NA

Analyte	Spike Added	LCSD Result	LCSD Qualifier	Unit	D	%Rec	%Rec. Limits	RPD	RPD Limit
Ammonia as N	2.50	2.52		mg/L		101	90 - 110	1	10

Lab Sample ID: LCSD 280-476244/58
Matrix: Water
Analysis Batch: 476244

Client Sample ID: Lab Control Sample Dup
Prep Type: Total/NA

Analyte	Spike Added	LCSD Result	LCSD Qualifier	Unit	D	%Rec	%Rec. Limits	RPD	RPD Limit
Ammonia as N	2.50	2.52		mg/L		101	90 - 110	0	10

Lab Sample ID: MB 280-476433/106
Matrix: Water
Analysis Batch: 476433

Client Sample ID: Method Blank
Prep Type: Total/NA

Analyte	MB Result	MB Qualifier	RL	MDL	Unit	D	Prepared	Analyzed	Dil Fac
Ammonia as N	ND		0.10		mg/L			11/04/19 13:50	1

Lab Sample ID: LCS 280-476433/104
Matrix: Water
Analysis Batch: 476433

Client Sample ID: Lab Control Sample
Prep Type: Total/NA

Analyte	Spike Added	LCS Result	LCS Qualifier	Unit	D	%Rec	%Rec. Limits		
Ammonia as N	2.50	2.60		mg/L		104	90 - 110		

Lab Sample ID: LCSD 280-476433/105
Matrix: Water
Analysis Batch: 476433

Client Sample ID: Lab Control Sample Dup
Prep Type: Total/NA

Analyte	Spike Added	LCSD Result	LCSD Qualifier	Unit	D	%Rec	%Rec. Limits	RPD	RPD Limit
Ammonia as N	2.50	2.60		mg/L		104	90 - 110	0	10

Lab Sample ID: 580-90272-17 MS
Matrix: Water
Analysis Batch: 476433

Client Sample ID: 1019-17
Prep Type: Total/NA

Analyte	Sample Result	Sample Qualifier	Spike Added	MS Result	MS Qualifier	Unit	D	%Rec	%Rec. Limits
Ammonia as N	ND		1.00	1.06		mg/L		106	90 - 110

Lab Sample ID: 580-90272-17 MSD
Matrix: Water
Analysis Batch: 476433

Client Sample ID: 1019-17
Prep Type: Total/NA

Analyte	Sample Result	Sample Qualifier	Spike Added	MSD Result	MSD Qualifier	Unit	D	%Rec	%Rec. Limits	RPD	RPD Limit
Ammonia as N	ND		1.00	1.05		mg/L		105	90 - 110	0	10

Lab Sample ID: MB 280-476434/20
Matrix: Water
Analysis Batch: 476434

Client Sample ID: Method Blank
Prep Type: Total/NA

Analyte	MB Result	MB Qualifier	RL	MDL	Unit	D	Prepared	Analyzed	Dil Fac
Ammonia as N	ND		0.10		mg/L			11/04/19 11:41	1

Eurofins TestAmerica, Seattle

QC Sample Results

Client: SCS Engineers
 Project/Site: Coupeville Solid Waste Facility Groundwa

Job ID: 580-90272-1

Method: 350.1 - Nitrogen, Ammonia

Lab Sample ID: LCS 280-476434/18
Matrix: Water
Analysis Batch: 476434

Client Sample ID: Lab Control Sample
Prep Type: Total/NA

Analyte	Spike Added	LCS Result	LCS Qualifier	Unit	D	%Rec	%Rec. Limits
Ammonia as N	2.50	2.53		mg/L		101	90 - 110

Lab Sample ID: LCSD 280-476434/19
Matrix: Water
Analysis Batch: 476434

Client Sample ID: Lab Control Sample Dup
Prep Type: Total/NA

Analyte	Spike Added	LCSD Result	LCSD Qualifier	Unit	D	%Rec	%Rec. Limits	RPD	RPD Limit
Ammonia as N	2.50	2.52		mg/L		101	90 - 110	0	10

Method: 353.2 - Nitrogen, Nitrate-Nitrite

Lab Sample ID: MB 580-315611/12
Matrix: Water
Analysis Batch: 315611

Client Sample ID: Method Blank
Prep Type: Total/NA

Analyte	MB Result	MB Qualifier	RL	MDL	Unit	D	Prepared	Analyzed	Dil Fac
Nitrate Nitrite as N	ND		0.15		mg/L			10/30/19 17:56	1

Lab Sample ID: LCS 580-315611/13
Matrix: Water
Analysis Batch: 315611

Client Sample ID: Lab Control Sample
Prep Type: Total/NA

Analyte	Spike Added	LCS Result	LCS Qualifier	Unit	D	%Rec	%Rec. Limits
Nitrate Nitrite as N	1.00	1.03		mg/L		103	90 - 110

Lab Sample ID: LCSD 580-315611/14
Matrix: Water
Analysis Batch: 315611

Client Sample ID: Lab Control Sample Dup
Prep Type: Total/NA

Analyte	Spike Added	LCSD Result	LCSD Qualifier	Unit	D	%Rec	%Rec. Limits	RPD	RPD Limit
Nitrate Nitrite as N	1.00	1.03		mg/L		103	90 - 110	0	20

Lab Sample ID: 580-90272-4 MS
Matrix: Water
Analysis Batch: 315611

Client Sample ID: 1019-04
Prep Type: Total/NA

Analyte	Sample Result	Sample Qualifier	Spike Added	MS Result	MS Qualifier	Unit	D	%Rec	%Rec. Limits
Nitrate Nitrite as N	ND		0.500	0.542		mg/L		108	90 - 110

Lab Sample ID: 580-90272-4 MSD
Matrix: Water
Analysis Batch: 315611

Client Sample ID: 1019-04
Prep Type: Total/NA

Analyte	Sample Result	Sample Qualifier	Spike Added	MSD Result	MSD Qualifier	Unit	D	%Rec	%Rec. Limits	RPD	RPD Limit
Nitrate Nitrite as N	ND		0.500	0.536		mg/L		107	90 - 110	1	20

QC Sample Results

Client: SCS Engineers
 Project/Site: Coupeville Solid Waste Facility Groundwa

Job ID: 580-90272-1

Method: 353.2 - Nitrogen, Nitrate-Nitrite (Continued)

Lab Sample ID: 580-90272-7 MS
Matrix: Water
Analysis Batch: 315611

Client Sample ID: 1019-07
Prep Type: Total/NA

Analyte	Sample Result	Sample Qualifier	Spike Added	MS Result	MS Qualifier	Unit	D	%Rec	%Rec. Limits
Nitrate Nitrite as N	0.18		0.500	0.701		mg/L		105	90 - 110

Lab Sample ID: 580-90272-7 MSD
Matrix: Water
Analysis Batch: 315611

Client Sample ID: 1019-07
Prep Type: Total/NA

Analyte	Sample Result	Sample Qualifier	Spike Added	MSD Result	MSD Qualifier	Unit	D	%Rec	%Rec. Limits	RPD	RPD Limit
Nitrate Nitrite as N	0.18		0.500	0.690		mg/L		102	90 - 110	2	20

Lab Sample ID: MB 580-315913/12
Matrix: Water
Analysis Batch: 315913

Client Sample ID: Method Blank
Prep Type: Total/NA

Analyte	MB Result	MB Qualifier	RL	MDL	Unit	D	Prepared	Analyzed	Dil Fac
Nitrate Nitrite as N	ND		0.15		mg/L			11/01/19 15:16	1

Lab Sample ID: LCS 580-315913/13
Matrix: Water
Analysis Batch: 315913

Client Sample ID: Lab Control Sample
Prep Type: Total/NA

Analyte	Spike Added	LCS Result	LCS Qualifier	Unit	D	%Rec	%Rec. Limits
Nitrate Nitrite as N	1.00	1.03		mg/L		103	90 - 110

Lab Sample ID: LCSD 580-315913/14
Matrix: Water
Analysis Batch: 315913

Client Sample ID: Lab Control Sample Dup
Prep Type: Total/NA

Analyte	Spike Added	LCSD Result	LCSD Qualifier	Unit	D	%Rec	%Rec. Limits	RPD	RPD Limit
Nitrate Nitrite as N	1.00	1.03		mg/L		103	90 - 110	0	20

Lab Sample ID: 580-90272-13 MS
Matrix: Water
Analysis Batch: 315913

Client Sample ID: 1019-13
Prep Type: Total/NA

Analyte	Sample Result	Sample Qualifier	Spike Added	MS Result	MS Qualifier	Unit	D	%Rec	%Rec. Limits
Nitrate Nitrite as N	ND	F1	0.500	0.387	F1	mg/L		77	90 - 110

Lab Sample ID: 580-90272-13 MSD
Matrix: Water
Analysis Batch: 315913

Client Sample ID: 1019-13
Prep Type: Total/NA

Analyte	Sample Result	Sample Qualifier	Spike Added	MSD Result	MSD Qualifier	Unit	D	%Rec	%Rec. Limits	RPD	RPD Limit
Nitrate Nitrite as N	ND	F1	0.500	0.386	F1	mg/L		77	90 - 110	0	20

Lab Sample ID: 580-90272-17 MS
Matrix: Water
Analysis Batch: 315913

Client Sample ID: 1019-17
Prep Type: Total/NA

Analyte	Sample Result	Sample Qualifier	Spike Added	MS Result	MS Qualifier	Unit	D	%Rec	%Rec. Limits
Nitrate Nitrite as N	0.41		0.500	0.912		mg/L		101	90 - 110

Eurofins TestAmerica, Seattle

QC Sample Results

Client: SCS Engineers
 Project/Site: Coupeville Solid Waste Facility Groundwa

Job ID: 580-90272-1

Method: 353.2 - Nitrogen, Nitrate-Nitrite

Lab Sample ID: 580-90272-17 MSD
Matrix: Water
Analysis Batch: 315913

Client Sample ID: 1019-17
Prep Type: Total/NA

Analyte	Sample Result	Sample Qualifier	Spike Added	MSD Result	MSD Qualifier	Unit	D	%Rec	%Rec. Limits	RPD	RPD Limit
Nitrate Nitrite as N	0.41		0.500	0.901		mg/L		99	90 - 110	1	20

Lab Sample ID: 580-90272-13 DU
Matrix: Water
Analysis Batch: 315913

Client Sample ID: 1019-13
Prep Type: Total/NA

Analyte	Sample Result	Sample Qualifier	DU Result	DU Qualifier	Unit	D	RPD	RPD Limit
Nitrate Nitrite as N	ND	F1	ND		mg/L		NC	20

Lab Sample ID: MB 580-316030/12
Matrix: Water
Analysis Batch: 316030

Client Sample ID: Method Blank
Prep Type: Total/NA

Analyte	MB Result	MB Qualifier	RL	MDL	Unit	D	Prepared	Analyzed	Dil Fac
Nitrate Nitrite as N	ND		0.15		mg/L			11/05/19 11:15	1

Lab Sample ID: LCS 580-316030/13
Matrix: Water
Analysis Batch: 316030

Client Sample ID: Lab Control Sample
Prep Type: Total/NA

Analyte	Spike Added	LCS Result	LCS Qualifier	Unit	D	%Rec	%Rec. Limits
Nitrate Nitrite as N	1.00	1.01		mg/L		101	90 - 110

Lab Sample ID: LCSD 580-316030/14
Matrix: Water
Analysis Batch: 316030

Client Sample ID: Lab Control Sample Dup
Prep Type: Total/NA

Analyte	Spike Added	LCSD Result	LCSD Qualifier	Unit	D	%Rec	%Rec. Limits	RPD	RPD Limit
Nitrate Nitrite as N	1.00	1.01		mg/L		101	90 - 110	1	20

Lab Sample ID: 580-90272-16 MS
Matrix: Water
Analysis Batch: 316030

Client Sample ID: 1019-16
Prep Type: Total/NA

Analyte	Sample Result	Sample Qualifier	Spike Added	MS Result	MS Qualifier	Unit	D	%Rec	%Rec. Limits
Nitrate Nitrite as N	ND	F1	0.500	0.400	F1	mg/L		80	90 - 110

Lab Sample ID: 580-90272-16 MSD
Matrix: Water
Analysis Batch: 316030

Client Sample ID: 1019-16
Prep Type: Total/NA

Analyte	Sample Result	Sample Qualifier	Spike Added	MSD Result	MSD Qualifier	Unit	D	%Rec	%Rec. Limits	RPD	RPD Limit
Nitrate Nitrite as N	ND	F1	0.500	0.401	F1	mg/L		80	90 - 110	0	20

Lab Sample ID: 580-90272-16 DU
Matrix: Water
Analysis Batch: 316030

Client Sample ID: 1019-16
Prep Type: Total/NA

Analyte	Sample Result	Sample Qualifier	DU Result	DU Qualifier	Unit	D	RPD	RPD Limit
Nitrate Nitrite as N	ND	F1	ND		mg/L		NC	20

Eurofins TestAmerica, Seattle

QC Sample Results

Client: SCS Engineers
 Project/Site: Coupeville Solid Waste Facility Groundwa

Job ID: 580-90272-1

Method: 353.2 - Nitrogen, Nitrate-Nitrite

Lab Sample ID: MB 580-316412/13
 Matrix: Water
 Analysis Batch: 316412

Client Sample ID: Method Blank
 Prep Type: Total/NA

Analyte	MB Result	MB Qualifier	RL	MDL	Unit	D	Prepared	Analyzed	Dil Fac
Nitrate Nitrite as N	ND		0.15		mg/L			11/09/19 10:26	1

Lab Sample ID: LCS 580-316412/14
 Matrix: Water
 Analysis Batch: 316412

Client Sample ID: Lab Control Sample
 Prep Type: Total/NA

Analyte	Spike Added	LCS Result	LCS Qualifier	Unit	D	%Rec	%Rec. Limits
Nitrate Nitrite as N	1.00	1.02		mg/L		102	90 - 110

Lab Sample ID: LCSD 580-316412/15
 Matrix: Water
 Analysis Batch: 316412

Client Sample ID: Lab Control Sample Dup
 Prep Type: Total/NA

Analyte	Spike Added	LCSD Result	LCSD Qualifier	Unit	D	%Rec	%Rec. Limits	RPD	RPD Limit
Nitrate Nitrite as N	1.00	1.01		mg/L		101	90 - 110	0	20

Method: SM 2320B - Alkalinity

Lab Sample ID: LCS 580-315452/2
 Matrix: Water
 Analysis Batch: 315452

Client Sample ID: Lab Control Sample
 Prep Type: Total/NA

Analyte	Spike Added	LCS Result	LCS Qualifier	Unit	D	%Rec	%Rec. Limits
Alkalinity	100	94.1		mg/L		94	85 - 115

Lab Sample ID: LCS 580-315655/2
 Matrix: Water
 Analysis Batch: 315655

Client Sample ID: Lab Control Sample
 Prep Type: Total/NA

Analyte	Spike Added	LCS Result	LCS Qualifier	Unit	D	%Rec	%Rec. Limits
Alkalinity	100	94.7		mg/L		95	85 - 115

Method: SM 2540C - Solids, Total Dissolved (TDS)

Lab Sample ID: MB 580-315082/1
 Matrix: Water
 Analysis Batch: 315082

Client Sample ID: Method Blank
 Prep Type: Total/NA

Analyte	MB Result	MB Qualifier	RL	RL	Unit	D	Prepared	Analyzed	Dil Fac
Total Dissolved Solids	ND		10		mg/L			10/24/19 13:49	1

Lab Sample ID: LCS 580-315082/2
 Matrix: Water
 Analysis Batch: 315082

Client Sample ID: Lab Control Sample
 Prep Type: Total/NA

Analyte	Spike Added	LCS Result	LCS Qualifier	Unit	D	%Rec	%Rec. Limits
Total Dissolved Solids	1000	950		mg/L		95	80 - 120

QC Sample Results

Client: SCS Engineers
 Project/Site: Coupeville Solid Waste Facility Groundwa

Job ID: 580-90272-1

Method: SM 2540C - Solids, Total Dissolved (TDS) (Continued)

Lab Sample ID: MB 580-315469/1
 Matrix: Water
 Analysis Batch: 315469

Client Sample ID: Method Blank
 Prep Type: Total/NA

Analyte	MB Result	MB Qualifier	RL	RL	Unit	D	Prepared	Analyzed	Dil Fac
Total Dissolved Solids	ND		10		mg/L			10/29/19 17:04	1

Lab Sample ID: LCS 580-315469/2
 Matrix: Water
 Analysis Batch: 315469

Client Sample ID: Lab Control Sample
 Prep Type: Total/NA

Analyte	Spike Added	LCS Result	LCS Qualifier	Unit	D	%Rec	%Rec. Limits
Total Dissolved Solids	1000	1010		mg/L		101	80 - 120

Method: SM 5220D - COD

Lab Sample ID: MB 580-315442/3-A
 Matrix: Water
 Analysis Batch: 315443

Client Sample ID: Method Blank
 Prep Type: Total/NA
 Prep Batch: 315442

Analyte	MB Result	MB Qualifier	RL	RL	Unit	D	Prepared	Analyzed	Dil Fac
Chemical Oxygen Demand	ND		10		mg/L		10/29/19 13:47	10/29/19 13:47	1

Lab Sample ID: LCS 580-315442/4-A
 Matrix: Water
 Analysis Batch: 315443

Client Sample ID: Lab Control Sample
 Prep Type: Total/NA
 Prep Batch: 315442

Analyte	Spike Added	LCS Result	LCS Qualifier	Unit	D	%Rec	%Rec. Limits
Chemical Oxygen Demand	75.0	75.9		mg/L		101	80 - 120

Lab Sample ID: LCSD 580-315442/5-A
 Matrix: Water
 Analysis Batch: 315443

Client Sample ID: Lab Control Sample Dup
 Prep Type: Total/NA
 Prep Batch: 315442

Analyte	Spike Added	LCSD Result	LCSD Qualifier	Unit	D	%Rec	%Rec. Limits	RPD	RPD Limit
Chemical Oxygen Demand	75.0	74.1		mg/L		99	80 - 120	2	20

Lab Sample ID: 580-90272-1 MS
 Matrix: Water
 Analysis Batch: 315443

Client Sample ID: 1019-01
 Prep Type: Total/NA
 Prep Batch: 315442

Analyte	Sample Result	Sample Qualifier	Spike Added	MS Result	MS Qualifier	Unit	D	%Rec	%Rec. Limits
Chemical Oxygen Demand	ND		25.0	20.3		mg/L		81	75 - 125

Lab Sample ID: 580-90272-1 DU
 Matrix: Water
 Analysis Batch: 315443

Client Sample ID: 1019-01
 Prep Type: Total/NA
 Prep Batch: 315442

Analyte	Sample Result	Sample Qualifier	Spike Added	DU Result	DU Qualifier	Unit	D	%Rec	%Rec. Limits	RPD	RPD Limit
Chemical Oxygen Demand	ND			ND		mg/L				NC	20

QC Sample Results

Client: SCS Engineers
 Project/Site: Coupeville Solid Waste Facility Groundwa

Job ID: 580-90272-1

Method: SM 5220D - COD (Continued)

Lab Sample ID: MB 580-316042/3-A
Matrix: Water
Analysis Batch: 316049

Client Sample ID: Method Blank
Prep Type: Total/NA
Prep Batch: 316042

Analyte	MB Result	MB Qualifier	RL	RL	Unit	D	Prepared	Analyzed	Dil Fac
Chemical Oxygen Demand	ND		10		mg/L		11/05/19 14:33	11/05/19 14:33	1

Lab Sample ID: LCS 580-316042/4-A
Matrix: Water
Analysis Batch: 316049

Client Sample ID: Lab Control Sample
Prep Type: Total/NA
Prep Batch: 316042

Analyte	Spike Added	LCS Result	LCS Qualifier	Unit	D	%Rec	%Rec. Limits
Chemical Oxygen Demand	75.0	71.3		mg/L		95	80 - 120

Lab Sample ID: LCSD 580-316042/5-A
Matrix: Water
Analysis Batch: 316049

Client Sample ID: Lab Control Sample Dup
Prep Type: Total/NA
Prep Batch: 316042

Analyte	Spike Added	LCSD Result	LCSD Qualifier	Unit	D	%Rec	%Rec. Limits	RPD	Limit
Chemical Oxygen Demand	75.0	73.7		mg/L		98	80 - 120	3	20

Lab Sample ID: 580-90272-6 MS
Matrix: Water
Analysis Batch: 316049

Client Sample ID: 1019-06
Prep Type: Total/NA
Prep Batch: 316042

Analyte	Sample Result	Sample Qualifier	Spike Added	MS Result	MS Qualifier	Unit	D	%Rec	%Rec. Limits
Chemical Oxygen Demand	ND		25.0	22.8		mg/L		91	75 - 125

Lab Sample ID: 580-90272-6 DU
Matrix: Water
Analysis Batch: 316049

Client Sample ID: 1019-06
Prep Type: Total/NA
Prep Batch: 316042

Analyte	Sample Result	Sample Qualifier	DU Result	DU Qualifier	Unit	D	RPD	Limit
Chemical Oxygen Demand	ND		ND		mg/L		NC	20

Method: SM 5310B - Organic Carbon, Total (TOC)

Lab Sample ID: MB 580-315850/3
Matrix: Water
Analysis Batch: 315850

Client Sample ID: Method Blank
Prep Type: Total/NA

Analyte	MB Result	MB Qualifier	RL	MDL	Unit	D	Prepared	Analyzed	Dil Fac
Total Organic Carbon	ND		1.0		mg/L			11/01/19 16:41	1

Lab Sample ID: LCS 580-315850/4
Matrix: Water
Analysis Batch: 315850

Client Sample ID: Lab Control Sample
Prep Type: Total/NA

Analyte	Spike Added	LCS Result	LCS Qualifier	Unit	D	%Rec	%Rec. Limits
Total Organic Carbon	10.0	8.84		mg/L		88	85 - 115

QC Sample Results

Client: SCS Engineers
 Project/Site: Coupeville Solid Waste Facility Groundwa

Job ID: 580-90272-1

Method: SM 5310B - Organic Carbon, Total (TOC) (Continued)

Lab Sample ID: LCSD 580-315850/5
Matrix: Water
Analysis Batch: 315850

Client Sample ID: Lab Control Sample Dup
Prep Type: Total/NA

Analyte	Spike Added	LCSD Result	LCSD Qualifier	Unit	D	%Rec	%Rec. Limits	RPD	RPD Limit
Total Organic Carbon	10.0	8.91		mg/L		89	85 - 115	1	20

Lab Sample ID: MB 580-316073/3
Matrix: Water
Analysis Batch: 316073

Client Sample ID: Method Blank
Prep Type: Total/NA

Analyte	MB Result	MB Qualifier	RL	MDL	Unit	D	Prepared	Analyzed	Dil Fac
Total Organic Carbon	ND		1.0		mg/L			11/05/19 15:04	1

Lab Sample ID: LCS 580-316073/4
Matrix: Water
Analysis Batch: 316073

Client Sample ID: Lab Control Sample
Prep Type: Total/NA

Analyte	Spike Added	LCS Result	LCS Qualifier	Unit	D	%Rec	%Rec. Limits
Total Organic Carbon	10.0	9.25		mg/L		92	85 - 115

Lab Sample ID: LCSD 580-316073/5
Matrix: Water
Analysis Batch: 316073

Client Sample ID: Lab Control Sample Dup
Prep Type: Total/NA

Analyte	Spike Added	LCSD Result	LCSD Qualifier	Unit	D	%Rec	%Rec. Limits	RPD	RPD Limit
Total Organic Carbon	10.0	9.86		mg/L		99	85 - 115	6	20

Lab Sample ID: 580-90272-10 MS
Matrix: Water
Analysis Batch: 316073

Client Sample ID: 1019-10
Prep Type: Total/NA

Analyte	Sample Result	Sample Qualifier	Spike Added	MS Result	MS Qualifier	Unit	D	%Rec	%Rec. Limits
Total Organic Carbon	2.6		10.0	12.9		mg/L		102	85 - 115

Lab Sample ID: 580-90272-10 MSD
Matrix: Water
Analysis Batch: 316073

Client Sample ID: 1019-10
Prep Type: Total/NA

Analyte	Sample Result	Sample Qualifier	Spike Added	MSD Result	MSD Qualifier	Unit	D	%Rec	%Rec. Limits	RPD	RPD Limit
Total Organic Carbon	2.6		10.0	12.9		mg/L		103	85 - 115	0	20

Lab Sample ID: 580-90272-10 DU
Matrix: Water
Analysis Batch: 316073

Client Sample ID: 1019-10
Prep Type: Total/NA

Analyte	Sample Result	Sample Qualifier	DU Result	DU Qualifier	Unit	D	RPD	RPD Limit
Total Organic Carbon	2.6		2.61		mg/L		0.6	20

Lab Chronicle

Client: SCS Engineers
Project/Site: Coupeville Solid Waste Facility Groundwa

Job ID: 580-90272-1

Client Sample ID: 1019-01

Date Collected: 10/21/19 11:40

Date Received: 10/23/19 14:15

Lab Sample ID: 580-90272-1

Matrix: Water

Prep Type	Batch Type	Batch Method	Run	Dilution Factor	Batch Number	Prepared or Analyzed	Analyst	Lab
Total/NA	Analysis	8260C		1	315696	11/01/19 02:42	T1W	TAL SEA
Dissolved	Prep	3005A			315847	11/04/19 08:08	A1B	TAL SEA
Dissolved	Analysis	6010C		1	315965	11/04/19 23:34	T1H	TAL SEA
Total Recoverable	Prep	3005A			315849	11/04/19 08:50	A1B	TAL SEA
Total Recoverable	Analysis	6020A		1	316064	11/05/19 10:40	FCW	TAL SEA
Total/NA	Analysis	300.0		1	315647	10/24/19 10:49	AAC	TAL SEA
Total/NA	Analysis	350.1		1	476434	11/04/19 12:33	BWH	TAL DEN
Total/NA	Analysis	353.2		1	315611	10/30/19 18:04	JKM	TAL SEA
Total/NA	Analysis	SM 2320B		1	315452	10/29/19 14:46	ESB	TAL SEA
Total/NA	Analysis	SM 2540C		1	315082	10/24/19 13:49	R1K	TAL SEA
Total/NA	Prep	SM 5220			315442	10/29/19 13:47	R1K	TAL SEA
Total/NA	Analysis	SM 5220D		1	315443	10/29/19 13:47	R1K	TAL SEA
Total/NA	Analysis	SM 5310B		1	315850	11/01/19 22:08	JKM	TAL SEA

Client Sample ID: 1019-02

Date Collected: 10/21/19 12:30

Date Received: 10/23/19 14:15

Lab Sample ID: 580-90272-2

Matrix: Water

Prep Type	Batch Type	Batch Method	Run	Dilution Factor	Batch Number	Prepared or Analyzed	Analyst	Lab
Total/NA	Analysis	8260C		1	315696	11/01/19 03:08	T1W	TAL SEA
Dissolved	Prep	3005A			315847	11/04/19 08:08	A1B	TAL SEA
Dissolved	Analysis	6010C		1	315965	11/04/19 23:59	T1H	TAL SEA
Total Recoverable	Prep	3005A			315849	11/04/19 08:50	A1B	TAL SEA
Total Recoverable	Analysis	6020A		1	316064	11/05/19 11:12	FCW	TAL SEA
Total/NA	Analysis	300.0		1	315647	10/24/19 10:37	AAC	TAL SEA
Total/NA	Analysis	350.1		1	476434	11/04/19 12:57	BWH	TAL DEN
Total/NA	Analysis	353.2		5	315611	10/30/19 18:05	JKM	TAL SEA
Total/NA	Analysis	SM 2320B		1	315452	10/29/19 14:46	ESB	TAL SEA
Total/NA	Analysis	SM 2540C		1	315082	10/24/19 13:49	R1K	TAL SEA
Total/NA	Prep	SM 5220			315442	10/29/19 13:47	R1K	TAL SEA
Total/NA	Analysis	SM 5220D		1	315443	10/29/19 13:47	R1K	TAL SEA
Total/NA	Analysis	SM 5310B		1	315850	11/01/19 22:23	JKM	TAL SEA

Client Sample ID: 1019-03

Date Collected: 10/21/19 12:40

Date Received: 10/23/19 14:15

Lab Sample ID: 580-90272-3

Matrix: Water

Prep Type	Batch Type	Batch Method	Run	Dilution Factor	Batch Number	Prepared or Analyzed	Analyst	Lab
Total/NA	Analysis	8260C		1	315696	11/01/19 03:35	T1W	TAL SEA
Dissolved	Prep	3005A			315847	11/04/19 08:08	A1B	TAL SEA
Dissolved	Analysis	6010C		1	315965	11/05/19 00:02	T1H	TAL SEA
Total Recoverable	Prep	3005A			315849	11/04/19 08:50	A1B	TAL SEA
Total Recoverable	Analysis	6020A		1	316064	11/05/19 11:15	FCW	TAL SEA

Eurofins TestAmerica, Seattle

Lab Chronicle

Client: SCS Engineers
 Project/Site: Coupeville Solid Waste Facility Groundwa

Job ID: 580-90272-1

Client Sample ID: 1019-03

Lab Sample ID: 580-90272-3

Date Collected: 10/21/19 12:40

Matrix: Water

Date Received: 10/23/19 14:15

Prep Type	Batch Type	Batch Method	Run	Dilution Factor	Batch Number	Prepared or Analyzed	Analyst	Lab
Total/NA	Analysis	300.0		1	315647	10/24/19 10:25	AAC	TAL SEA
Total/NA	Analysis	350.1		1	476434	11/04/19 12:59	BWH	TAL DEN
Total/NA	Analysis	353.2		5	315611	10/30/19 18:07	JKM	TAL SEA
Total/NA	Analysis	SM 2320B		1	315452	10/29/19 14:46	ESB	TAL SEA
Total/NA	Analysis	SM 2540C		1	315082	10/24/19 13:49	R1K	TAL SEA
Total/NA	Prep	SM 5220			315442	10/29/19 13:47	R1K	TAL SEA
Total/NA	Analysis	SM 5220D		1	315443	10/29/19 13:47	R1K	TAL SEA
Total/NA	Analysis	SM 5310B		1	315850	11/01/19 23:10	JKM	TAL SEA

Client Sample ID: 1019-04

Lab Sample ID: 580-90272-4

Date Collected: 10/21/19 13:50

Matrix: Water

Date Received: 10/23/19 14:15

Prep Type	Batch Type	Batch Method	Run	Dilution Factor	Batch Number	Prepared or Analyzed	Analyst	Lab
Total/NA	Analysis	8260C		1	315696	11/01/19 04:01	T1W	TAL SEA
Dissolved	Prep	3005A			315847	11/04/19 08:08	A1B	TAL SEA
Dissolved	Analysis	6010C		1	315965	11/05/19 00:05	T1H	TAL SEA
Total Recoverable	Prep	3005A			315849	11/04/19 08:50	A1B	TAL SEA
Total Recoverable	Analysis	6020A		1	316064	11/05/19 11:18	FCW	TAL SEA
Total/NA	Analysis	300.0		1	315647	10/24/19 10:14	AAC	TAL SEA
Total/NA	Analysis	350.1		1	476434	11/04/19 13:01	BWH	TAL DEN
Total/NA	Analysis	353.2		1	315611	10/30/19 18:10	JKM	TAL SEA
Total/NA	Analysis	SM 2320B		1	315452	10/29/19 14:46	ESB	TAL SEA
Total/NA	Analysis	SM 2540C		1	315082	10/24/19 13:49	R1K	TAL SEA
Total/NA	Prep	SM 5220			315442	10/29/19 13:47	R1K	TAL SEA
Total/NA	Analysis	SM 5220D		1	315443	10/29/19 13:47	R1K	TAL SEA
Total/NA	Analysis	SM 5310B		1	315850	11/01/19 23:26	JKM	TAL SEA

Client Sample ID: 1019-05

Lab Sample ID: 580-90272-5

Date Collected: 10/21/19 15:20

Matrix: Water

Date Received: 10/23/19 14:15

Prep Type	Batch Type	Batch Method	Run	Dilution Factor	Batch Number	Prepared or Analyzed	Analyst	Lab
Total/NA	Analysis	8260C		1	315696	11/01/19 04:27	T1W	TAL SEA
Dissolved	Prep	3005A			315847	11/04/19 08:08	A1B	TAL SEA
Dissolved	Analysis	6010C		1	315965	11/05/19 00:08	T1H	TAL SEA
Total Recoverable	Prep	3005A			315849	11/04/19 08:50	A1B	TAL SEA
Total Recoverable	Analysis	6020A		1	316064	11/05/19 11:21	FCW	TAL SEA
Total/NA	Analysis	300.0		1	315647	10/24/19 10:02	AAC	TAL SEA
Total/NA	Analysis	350.1		1	476434	11/04/19 13:03	BWH	TAL DEN
Total/NA	Analysis	353.2		5	315611	10/30/19 18:20	JKM	TAL SEA
Total/NA	Analysis	SM 2320B		1	315452	10/29/19 14:46	ESB	TAL SEA
Total/NA	Analysis	SM 2540C		1	315082	10/24/19 16:56	R1K	TAL SEA

Eurofins TestAmerica, Seattle

Lab Chronicle

Client: SCS Engineers
Project/Site: Coupeville Solid Waste Facility Groundwa

Job ID: 580-90272-1

Client Sample ID: 1019-05

Lab Sample ID: 580-90272-5

Date Collected: 10/21/19 15:20

Matrix: Water

Date Received: 10/23/19 14:15

Prep Type	Batch Type	Batch Method	Run	Dilution Factor	Batch Number	Prepared or Analyzed	Analyst	Lab
Total/NA	Prep	SM 5220			315442	10/29/19 13:47	R1K	TAL SEA
Total/NA	Analysis	SM 5220D		1	315443	10/29/19 13:47	R1K	TAL SEA
Total/NA	Analysis	SM 5310B		1	315850	11/01/19 23:41	JKM	TAL SEA

Client Sample ID: 1019-06

Lab Sample ID: 580-90272-6

Date Collected: 10/21/19 16:20

Matrix: Water

Date Received: 10/23/19 14:15

Prep Type	Batch Type	Batch Method	Run	Dilution Factor	Batch Number	Prepared or Analyzed	Analyst	Lab
Total/NA	Analysis	8260C		1	315696	11/01/19 04:54	T1W	TAL SEA
Dissolved	Prep	3005A			315847	11/04/19 08:08	A1B	TAL SEA
Dissolved	Analysis	6010C		1	315965	11/05/19 00:12	T1H	TAL SEA
Total Recoverable	Prep	3005A			315849	11/04/19 08:50	A1B	TAL SEA
Total Recoverable	Analysis	6020A		1	316064	11/05/19 11:24	FCW	TAL SEA
Total/NA	Analysis	300.0		1	315647	10/24/19 09:50	AAC	TAL SEA
Total/NA	Analysis	350.1		1	476244	11/01/19 14:10	BWH	TAL DEN
Total/NA	Analysis	353.2		5	315611	10/30/19 18:21	JKM	TAL SEA
Total/NA	Analysis	SM 2320B		1	315452	10/29/19 14:46	ESB	TAL SEA
Total/NA	Analysis	SM 2540C		1	315082	10/26/19 16:37	R1K	TAL SEA
Total/NA	Prep	SM 5220			316042	11/05/19 14:33	R1K	TAL SEA
Total/NA	Analysis	SM 5220D		1	316049	11/05/19 14:33	R1K	TAL SEA
Total/NA	Analysis	SM 5310B		1	315850	11/01/19 23:57	JKM	TAL SEA

Client Sample ID: 1019-07

Lab Sample ID: 580-90272-7

Date Collected: 10/21/19 17:20

Matrix: Water

Date Received: 10/23/19 14:15

Prep Type	Batch Type	Batch Method	Run	Dilution Factor	Batch Number	Prepared or Analyzed	Analyst	Lab
Total/NA	Analysis	8260C		1	315700	11/01/19 13:15	DSO	TAL SEA
Dissolved	Prep	3005A			315847	11/04/19 08:08	A1B	TAL SEA
Dissolved	Analysis	6010C		1	315965	11/05/19 00:15	T1H	TAL SEA
Total Recoverable	Prep	3005A			315849	11/04/19 08:50	A1B	TAL SEA
Total Recoverable	Analysis	6020A		1	316064	11/05/19 11:27	FCW	TAL SEA
Total/NA	Analysis	300.0		1	315647	10/23/19 16:32	AAC	TAL SEA
Total/NA	Analysis	350.1		1	476433	11/04/19 13:58	BWH	TAL DEN
Total/NA	Analysis	353.2		1	315611	10/30/19 18:24	JKM	TAL SEA
Total/NA	Analysis	SM 2320B		1	315452	10/29/19 14:46	ESB	TAL SEA
Total/NA	Analysis	SM 2540C		1	315082	10/26/19 16:37	R1K	TAL SEA
Total/NA	Prep	SM 5220			316042	11/05/19 14:33	R1K	TAL SEA
Total/NA	Analysis	SM 5220D		1	316049	11/05/19 14:33	R1K	TAL SEA
Total/NA	Analysis	SM 5310B		1	315850	11/02/19 00:12	JKM	TAL SEA

Lab Chronicle

Client: SCS Engineers
 Project/Site: Coupeville Solid Waste Facility Groundwa

Job ID: 580-90272-1

Client Sample ID: 1019-08

Date Collected: 10/21/19 18:03

Date Received: 10/23/19 14:15

Lab Sample ID: 580-90272-8

Matrix: Water

Prep Type	Batch Type	Batch Method	Run	Dilution Factor	Batch Number	Prepared or Analyzed	Analyst	Lab
Total/NA	Analysis	353.2		20	315913	11/01/19 15:33	JKM	TAL SEA

Client Sample ID: 1019-09

Date Collected: 10/22/19 09:35

Date Received: 10/23/19 14:15

Lab Sample ID: 580-90272-9

Matrix: Water

Prep Type	Batch Type	Batch Method	Run	Dilution Factor	Batch Number	Prepared or Analyzed	Analyst	Lab
Total/NA	Analysis	8260C		1	315700	11/01/19 15:28	DSO	TAL SEA
Dissolved	Prep	3005A			315847	11/04/19 08:08	A1B	TAL SEA
Dissolved	Analysis	6010C		1	315965	11/05/19 00:18	T1H	TAL SEA
Total Recoverable	Prep	3005A			315849	11/04/19 08:50	A1B	TAL SEA
Total Recoverable	Analysis	6020A		1	316064	11/05/19 11:30	FCW	TAL SEA
Total/NA	Analysis	300.0		1	315647	10/24/19 11:00	AAC	TAL SEA
Total/NA	Analysis	350.1		1	476433	11/04/19 14:00	BWH	TAL DEN
Total/NA	Analysis	353.2		50	316030	11/05/19 11:23	JKM	TAL SEA
Total/NA	Analysis	SM 2320B		1	315655	10/31/19 13:42	ESB	TAL SEA
Total/NA	Analysis	SM 2540C		1	315469	10/29/19 17:04	R1K	TAL SEA
Total/NA	Prep	SM 5220			316042	11/05/19 14:33	R1K	TAL SEA
Total/NA	Analysis	SM 5220D		1	316049	11/05/19 14:33	R1K	TAL SEA
Total/NA	Analysis	SM 5310B		1	315850	11/02/19 00:28	JKM	TAL SEA

Client Sample ID: 1019-10

Date Collected: 10/22/19 10:52

Date Received: 10/23/19 14:15

Lab Sample ID: 580-90272-10

Matrix: Water

Prep Type	Batch Type	Batch Method	Run	Dilution Factor	Batch Number	Prepared or Analyzed	Analyst	Lab
Total/NA	Analysis	8260C		1	315700	11/01/19 15:55	DSO	TAL SEA
Dissolved	Prep	3005A			315847	11/04/19 08:08	A1B	TAL SEA
Dissolved	Analysis	6010C		1	315965	11/05/19 00:22	T1H	TAL SEA
Total Recoverable	Prep	3005A			315849	11/04/19 08:50	A1B	TAL SEA
Total Recoverable	Analysis	6020A		1	316064	11/05/19 11:33	FCW	TAL SEA
Total/NA	Analysis	300.0		1	315647	10/24/19 11:12	AAC	TAL SEA
Total/NA	Analysis	350.1		1	476433	11/04/19 14:14	BWH	TAL DEN
Total/NA	Analysis	353.2		1	315611	10/30/19 18:30	JKM	TAL SEA
Total/NA	Analysis	SM 2320B		1	315655	10/31/19 13:42	ESB	TAL SEA
Total/NA	Analysis	SM 2540C		1	315469	10/29/19 17:04	R1K	TAL SEA
Total/NA	Prep	SM 5220			316042	11/05/19 14:33	R1K	TAL SEA
Total/NA	Analysis	SM 5220D		1	316049	11/05/19 14:33	R1K	TAL SEA
Total/NA	Analysis	SM 5310B		1	316073	11/05/19 15:51	JKM	TAL SEA

Lab Chronicle

Client: SCS Engineers
 Project/Site: Coupeville Solid Waste Facility Groundwa

Job ID: 580-90272-1

Client Sample ID: 1019-11

Lab Sample ID: 580-90272-11

Date Collected: 10/22/19 12:00

Matrix: Water

Date Received: 10/23/19 14:15

Prep Type	Batch Type	Batch Method	Run	Dilution Factor	Batch Number	Prepared or Analyzed	Analyst	Lab
Total/NA	Analysis	8260C		1	315700	11/01/19 16:22	DSO	TAL SEA
Dissolved	Prep	3005A			315847	11/04/19 08:08	A1B	TAL SEA
Dissolved	Analysis	6010C		1	315965	11/05/19 00:25	T1H	TAL SEA
Total Recoverable	Prep	3005A			315849	11/04/19 08:50	A1B	TAL SEA
Total Recoverable	Analysis	6020A		1	316064	11/05/19 11:36	FCW	TAL SEA
Total/NA	Analysis	300.0		1	315647	10/23/19 20:03	AAC	TAL SEA
Total/NA	Analysis	350.1		1	476433	11/04/19 14:16	BWH	TAL DEN
Total/NA	Analysis	353.2		2	315913	11/01/19 15:36	JKM	TAL SEA
Total/NA	Analysis	SM 2320B		1	315452	10/29/19 14:46	ESB	TAL SEA
Total/NA	Analysis	SM 2540C		1	315469	10/29/19 17:04	R1K	TAL SEA
Total/NA	Prep	SM 5220			316042	11/05/19 14:33	R1K	TAL SEA
Total/NA	Analysis	SM 5220D		1	316049	11/05/19 14:33	R1K	TAL SEA
Total/NA	Analysis	SM 5310B		1	316073	11/05/19 17:05	JKM	TAL SEA

Client Sample ID: 1019-12

Lab Sample ID: 580-90272-12

Date Collected: 10/22/19 12:15

Matrix: Water

Date Received: 10/23/19 14:15

Prep Type	Batch Type	Batch Method	Run	Dilution Factor	Batch Number	Prepared or Analyzed	Analyst	Lab
Total/NA	Analysis	8260C		1	315700	11/01/19 16:48	DSO	TAL SEA
Dissolved	Prep	3005A			315847	11/04/19 08:08	A1B	TAL SEA
Dissolved	Analysis	6010C		1	315965	11/05/19 00:28	T1H	TAL SEA
Total Recoverable	Prep	3005A			315849	11/04/19 08:50	A1B	TAL SEA
Total Recoverable	Analysis	6020A		1	316064	11/05/19 11:50	FCW	TAL SEA
Total/NA	Analysis	300.0		1	315647	10/23/19 20:14	AAC	TAL SEA
Total/NA	Analysis	350.1		1	476433	11/04/19 14:18	BWH	TAL DEN
Total/NA	Analysis	353.2		2	315913	11/01/19 15:37	JKM	TAL SEA
Total/NA	Analysis	SM 2320B		1	315452	10/29/19 14:46	ESB	TAL SEA
Total/NA	Analysis	SM 2540C		1	315469	10/29/19 17:04	R1K	TAL SEA
Total/NA	Prep	SM 5220			316042	11/05/19 14:33	R1K	TAL SEA
Total/NA	Analysis	SM 5220D		1	316049	11/05/19 14:33	R1K	TAL SEA
Total/NA	Analysis	SM 5310B		1	316073	11/05/19 17:20	JKM	TAL SEA

Client Sample ID: 1019-13

Lab Sample ID: 580-90272-13

Date Collected: 10/22/19 13:10

Matrix: Water

Date Received: 10/23/19 14:15

Prep Type	Batch Type	Batch Method	Run	Dilution Factor	Batch Number	Prepared or Analyzed	Analyst	Lab
Total/NA	Analysis	8260C		1	315700	11/01/19 08:24	DSO	TAL SEA
Dissolved	Prep	3005A			315847	11/04/19 08:08	A1B	TAL SEA
Dissolved	Analysis	6010C		1	315965	11/05/19 00:38	T1H	TAL SEA
Total Recoverable	Prep	3005A			315849	11/04/19 08:50	A1B	TAL SEA
Total Recoverable	Analysis	6020A		1	316064	11/05/19 11:53	FCW	TAL SEA

Eurofins TestAmerica, Seattle

Lab Chronicle

Client: SCS Engineers
 Project/Site: Coupeville Solid Waste Facility Groundwa

Job ID: 580-90272-1

Client Sample ID: 1019-13

Lab Sample ID: 580-90272-13

Date Collected: 10/22/19 13:10

Matrix: Water

Date Received: 10/23/19 14:15

Prep Type	Batch Type	Batch Method	Run	Dilution Factor	Batch Number	Prepared or Analyzed	Analyst	Lab
Total/NA	Analysis	300.0		1	315647	10/23/19 20:26	AAC	TAL SEA
Total/NA	Analysis	350.1		1	476433	11/04/19 14:20	BWH	TAL DEN
Total/NA	Analysis	353.2		1	315913	11/01/19 15:19	JKM	TAL SEA
Total/NA	Analysis	SM 2320B		1	315452	10/29/19 14:46	ESB	TAL SEA
Total/NA	Analysis	SM 2540C		1	315469	10/29/19 17:04	R1K	TAL SEA
Total/NA	Prep	SM 5220			316042	11/05/19 14:33	R1K	TAL SEA
Total/NA	Analysis	SM 5220D		1	316049	11/05/19 14:33	R1K	TAL SEA
Total/NA	Analysis	SM 5310B		1	316073	11/05/19 17:35	JKM	TAL SEA

Client Sample ID: 1019-14

Lab Sample ID: 580-90272-14

Date Collected: 10/22/19 14:10

Matrix: Water

Date Received: 10/23/19 14:15

Prep Type	Batch Type	Batch Method	Run	Dilution Factor	Batch Number	Prepared or Analyzed	Analyst	Lab
Total/NA	Analysis	8260C		1	315700	11/01/19 08:50	DSO	TAL SEA
Dissolved	Prep	3005A			315847	11/04/19 08:08	A1B	TAL SEA
Dissolved	Analysis	6010C		1	315965	11/05/19 00:41	T1H	TAL SEA
Total Recoverable	Prep	3005A			315849	11/04/19 08:50	A1B	TAL SEA
Total Recoverable	Analysis	6020A		1	316064	11/05/19 11:56	FCW	TAL SEA
Total/NA	Analysis	300.0		1	315647	10/23/19 20:38	AAC	TAL SEA
Total/NA	Analysis	350.1		1	476433	11/04/19 14:22	BWH	TAL DEN
Total/NA	Analysis	353.2		1	315913	11/01/19 15:24	JKM	TAL SEA
Total/NA	Analysis	SM 2320B		1	315452	10/29/19 14:46	ESB	TAL SEA
Total/NA	Analysis	SM 2540C		1	315469	10/29/19 17:04	R1K	TAL SEA
Total/NA	Prep	SM 5220			316042	11/05/19 14:33	R1K	TAL SEA
Total/NA	Analysis	SM 5220D		1	316049	11/05/19 14:33	R1K	TAL SEA
Total/NA	Analysis	SM 5310B		1	316073	11/05/19 18:22	JKM	TAL SEA

Client Sample ID: 1019-15

Lab Sample ID: 580-90272-15

Date Collected: 10/22/19 15:40

Matrix: Water

Date Received: 10/23/19 14:15

Prep Type	Batch Type	Batch Method	Run	Dilution Factor	Batch Number	Prepared or Analyzed	Analyst	Lab
Total/NA	Analysis	8260C		1	315700	11/01/19 09:17	DSO	TAL SEA
Total/NA	Analysis	8260C	DL	5	315943	11/04/19 21:29	CJ	TAL SEA
Dissolved	Prep	3005A			315847	11/04/19 08:08	A1B	TAL SEA
Dissolved	Analysis	6010C		1	315965	11/05/19 00:45	T1H	TAL SEA
Total Recoverable	Prep	3005A			315849	11/04/19 08:50	A1B	TAL SEA
Total Recoverable	Analysis	6020A		1	316064	11/05/19 11:59	FCW	TAL SEA
Total/NA	Analysis	300.0		1	315647	10/24/19 09:27	AAC	TAL SEA
Total/NA	Analysis	300.0		100	315647	10/31/19 18:15	AAC	TAL SEA
Total/NA	Analysis	350.1		1	476433	11/04/19 14:24	BWH	TAL DEN
Total/NA	Analysis	353.2		1	315913	11/01/19 15:25	JKM	TAL SEA

Eurofins TestAmerica, Seattle

Lab Chronicle

Client: SCS Engineers
 Project/Site: Coupeville Solid Waste Facility Groundwa

Job ID: 580-90272-1

Client Sample ID: 1019-15

Date Collected: 10/22/19 15:40

Date Received: 10/23/19 14:15

Lab Sample ID: 580-90272-15

Matrix: Water

Prep Type	Batch Type	Batch Method	Run	Dilution Factor	Batch Number	Prepared or Analyzed	Analyst	Lab
Total/NA	Analysis	SM 2320B		1	315452	10/29/19 14:46	ESB	TAL SEA
Total/NA	Analysis	SM 2540C		1	315469	10/29/19 17:04	R1K	TAL SEA
Total/NA	Prep	SM 5220			316042	11/05/19 14:33	R1K	TAL SEA
Total/NA	Analysis	SM 5220D		1	316049	11/05/19 14:33	R1K	TAL SEA
Total/NA	Analysis	SM 5310B		1	316073	11/05/19 18:38	JKM	TAL SEA

Client Sample ID: 1019-16

Date Collected: 10/22/19 16:39

Date Received: 10/23/19 14:15

Lab Sample ID: 580-90272-16

Matrix: Water

Prep Type	Batch Type	Batch Method	Run	Dilution Factor	Batch Number	Prepared or Analyzed	Analyst	Lab
Total/NA	Analysis	8260C		1	315700	11/01/19 09:43	DSO	TAL SEA
Dissolved	Prep	3005A			315847	11/04/19 08:08	A1B	TAL SEA
Dissolved	Analysis	6010C		1	315965	11/05/19 00:48	T1H	TAL SEA
Total Recoverable	Prep	3005A			315849	11/04/19 08:50	A1B	TAL SEA
Total Recoverable	Analysis	6020A		1	316064	11/05/19 12:02	FCW	TAL SEA
Total/NA	Analysis	300.0		1	315647	10/24/19 09:38	AAC	TAL SEA
Total/NA	Analysis	350.1		1	476433	11/04/19 14:26	BWH	TAL DEN
Total/NA	Analysis	353.2		1	316030	11/05/19 11:19	JKM	TAL SEA
Total/NA	Analysis	SM 2320B		1	315452	10/29/19 14:46	ESB	TAL SEA
Total/NA	Analysis	SM 2540C		1	315469	10/29/19 17:04	R1K	TAL SEA
Total/NA	Prep	SM 5220			316042	11/05/19 14:33	R1K	TAL SEA
Total/NA	Analysis	SM 5220D		1	316049	11/05/19 14:33	R1K	TAL SEA
Total/NA	Analysis	SM 5310B		1	316073	11/05/19 18:53	JKM	TAL SEA

Client Sample ID: 1019-17

Date Collected: 10/22/19 17:47

Date Received: 10/23/19 14:15

Lab Sample ID: 580-90272-17

Matrix: Water

Prep Type	Batch Type	Batch Method	Run	Dilution Factor	Batch Number	Prepared or Analyzed	Analyst	Lab
Total/NA	Analysis	8260C		1	315700	11/01/19 10:10	DSO	TAL SEA
Dissolved	Prep	3005A			315847	11/04/19 08:08	A1B	TAL SEA
Dissolved	Analysis	6010C		1	315965	11/05/19 00:51	T1H	TAL SEA
Total Recoverable	Prep	3005A			316126	11/06/19 11:33	A1B	TAL SEA
Total Recoverable	Analysis	6020A		1	316452	11/08/19 14:42	FCW	TAL SEA
Total/NA	Analysis	300.0		1	315647	10/24/19 11:47	AAC	TAL SEA
Total/NA	Analysis	350.1		1	476433	11/04/19 14:28	BWH	TAL DEN
Total/NA	Analysis	353.2		1	315913	11/01/19 15:30	JKM	TAL SEA
Total/NA	Analysis	SM 2320B		1	315655	10/31/19 13:42	ESB	TAL SEA
Total/NA	Analysis	SM 2540C		1	315469	10/29/19 17:04	R1K	TAL SEA
Total/NA	Prep	SM 5220			316042	11/05/19 14:33	R1K	TAL SEA
Total/NA	Analysis	SM 5220D		1	316049	11/05/19 14:33	R1K	TAL SEA
Total/NA	Analysis	SM 5310B		1	316073	11/05/19 19:09	JKM	TAL SEA

Eurofins TestAmerica, Seattle

Lab Chronicle

Client: SCS Engineers
Project/Site: Coupeville Solid Waste Facility Groundwa

Job ID: 580-90272-1

Client Sample ID: Trip Blank

Lab Sample ID: 580-90272-18

Date Collected: 10/22/19 00:01

Matrix: Water

Date Received: 10/23/19 14:15

Prep Type	Batch Type	Batch Method	Run	Dilution Factor	Batch Number	Prepared or Analyzed	Analyst	Lab
Total/NA	Analysis	8260C		1	315700	11/01/19 12:49	DSO	TAL SEA

Laboratory References:

TAL DEN = Eurofins TestAmerica, Denver, 4955 Yarrow Street, Arvada, CO 80002, TEL (303)736-0100

TAL SEA = Eurofins TestAmerica, Seattle, 5755 8th Street East, Tacoma, WA 98424, TEL (253)922-2310



Accreditation/Certification Summary

Client: SCS Engineers
 Project/Site: Coupeville Solid Waste Facility Groundwa

Job ID: 580-90272-1

Laboratory: Eurofins TestAmerica, Seattle

Unless otherwise noted, all analytes for this laboratory were covered under each accreditation/certification below.

Authority	Program	Identification Number	Expiration Date
Washington	State Program	C553	02-17-20

The following analytes are included in this report, but the laboratory is not certified by the governing authority. This list may include analytes for which the agency does not offer certification.

Analysis Method	Prep Method	Matrix	Analyte
6010C	3005A	Water	Calcium
6010C	3005A	Water	Iron
6010C	3005A	Water	Magnesium
6010C	3005A	Water	Manganese
6010C	3005A	Water	Potassium
6010C	3005A	Water	Sodium
6020A	3005A	Water	Antimony
6020A	3005A	Water	Arsenic
6020A	3005A	Water	Barium
6020A	3005A	Water	Beryllium
6020A	3005A	Water	Cadmium
6020A	3005A	Water	Chromium
6020A	3005A	Water	Cobalt
6020A	3005A	Water	Copper
6020A	3005A	Water	Lead
6020A	3005A	Water	Nickel
6020A	3005A	Water	Selenium
6020A	3005A	Water	Silver
6020A	3005A	Water	Thallium
6020A	3005A	Water	Vanadium
6020A	3005A	Water	Zinc
SM 2320B		Water	Hydroxide Alkalinity as CaCO3

Accreditation/Certification Summary

Client: SCS Engineers
 Project/Site: Coupeville Solid Waste Facility Groundwa

Job ID: 580-90272-1

Laboratory: Eurofins TestAmerica, Denver

All accreditations/certifications held by this laboratory are listed. Not all accreditations/certifications are applicable to this report.

Authority	Program	Identification Number	Expiration Date
Alabama	State Program	40730	09-30-12 *
Alaska (UST)	State	18-001	01-08-20
Arizona	State	AZ0713	12-20-19
Arkansas DEQ	State	19-047-0	06-01-20
California	State	2513	01-08-20
Connecticut	State	PH-0686	09-30-20
Florida	NELAP	E87667-57	06-30-20
Georgia	State	4025-011	01-08-20
Illinois	NELAP	2000172019-1	04-30-20
Iowa	State	IA#370	12-01-20
Kansas	NELAP	E-10166	04-30-20
Louisiana	NELAP	30785	06-30-20
Maine	State	2019011 (231)	03-03-21
Minnesota	NELAP	1545373	12-31-19
Nevada	State	CO000262020-1	07-31-20
New Hampshire	NELAP	205319	04-28-20
New Jersey	NELAP	190002	06-30-20
New York	NELAP	59923	04-01-20
North Carolina (WW/SW)	State	<cert No.>	12-31-19
North Dakota	State	R-034	01-08-20
Oregon	NELAP	4025-011	01-08-20
Pennsylvania	NELAP	013	08-01-20
South Carolina	State	72002001	01-08-20
Texas	NELAP	T104704183-19-17	09-30-20
US Fish & Wildlife	Federal		07-31-20
US Fish & Wildlife	US Federal Programs	058448	07-31-20
USDA	Federal		03-26-21
USDA	US Federal Programs	P330-18-00099	03-26-21
Utah	NELAP	CO000262019-11	07-31-20
Virginia	NELAP	10490	06-14-20
Washington	State	C583-19	08-05-20
West Virginia DEP	State	354	11-30-19
Wisconsin	State	999615430	08-31-20
Wyoming (UST)	A2LA	2907.01	10-31-21

* Accreditation/Certification renewal pending - accreditation/certification considered valid.

Sample Summary

Client: SCS Engineers
Project/Site: Coupeville Solid Waste Facility Groundwa

Job ID: 580-90272-1

Lab Sample ID	Client Sample ID	Matrix	Collected	Received	Asset ID
580-90272-1	1019-01	Water	10/21/19 11:40	10/23/19 14:15	
580-90272-2	1019-02	Water	10/21/19 12:30	10/23/19 14:15	
580-90272-3	1019-03	Water	10/21/19 12:40	10/23/19 14:15	
580-90272-4	1019-04	Water	10/21/19 13:50	10/23/19 14:15	
580-90272-5	1019-05	Water	10/21/19 15:20	10/23/19 14:15	
580-90272-6	1019-06	Water	10/21/19 16:20	10/23/19 14:15	
580-90272-7	1019-07	Water	10/21/19 17:20	10/23/19 14:15	
580-90272-8	1019-08	Water	10/21/19 18:03	10/23/19 14:15	
580-90272-9	1019-09	Water	10/22/19 09:35	10/23/19 14:15	
580-90272-10	1019-10	Water	10/22/19 10:52	10/23/19 14:15	
580-90272-11	1019-11	Water	10/22/19 12:00	10/23/19 14:15	
580-90272-12	1019-12	Water	10/22/19 12:15	10/23/19 14:15	
580-90272-13	1019-13	Water	10/22/19 13:10	10/23/19 14:15	
580-90272-14	1019-14	Water	10/22/19 14:10	10/23/19 14:15	
580-90272-15	1019-15	Water	10/22/19 15:40	10/23/19 14:15	
580-90272-16	1019-16	Water	10/22/19 16:39	10/23/19 14:15	
580-90272-17	1019-17	Water	10/22/19 17:47	10/23/19 14:15	
580-90272-18	Trip Blank	Water	10/22/19 00:01	10/23/19 14:15	

Eurofins TestAmerica, Seattle


5755 8th Street East
Tacoma, WA 98424
Phone: 253-922-2310 Fax: 253-922-5047

Chain of Custody Record

eurofins Environment Testing
TestAmerica

Client Information		Sampler: <i>Sam 6.</i>	Lab PM: Lewis, Nathan A	Carrier Tracking No(s):	COC No: 580-35956-10843.1													
Client Contact: Mr. Sam Graber		Phone: <i>612 940 2980</i>	E-Mail: nathan.lewis@testamericainc.com		Page: <i>Page 1 of 2</i> Page 1 of 2													
Company: SCS Engineers		Analysis Requested			Job #: <i>04207033.12</i>													
Address: 2405 140th Avenue NE Suite 107		Due Date Requested: <i>Standard</i>	<table border="1"> <tr> <td>Field Filtered Sample (Yes or No)</td> <td>Perform MS/MSD (Yes or No)</td> <td>5310C - Total Organic Carbon (TOC)</td> <td>5220D - COD</td> <td>2320B, 300.0_280, 300_48HR</td> <td>6020A_LL - Total Metals</td> <td>6010C - Field Filtered Metals (Ca, Fe, Mg, Mn, K, Ni)</td> <td>350.1 - Nitrogen, Ammonia</td> <td>8260C_LL - Volatiles, custom list, low level</td> <td>2540C - Solids, Total Dissolved (TDS)</td> <td>300_48HR - Nitrate/Nitrite</td> <td>Total Number of containers</td> </tr> </table>			Field Filtered Sample (Yes or No)	Perform MS/MSD (Yes or No)	5310C - Total Organic Carbon (TOC)	5220D - COD	2320B, 300.0_280, 300_48HR	6020A_LL - Total Metals	6010C - Field Filtered Metals (Ca, Fe, Mg, Mn, K, Ni)	350.1 - Nitrogen, Ammonia	8260C_LL - Volatiles, custom list, low level	2540C - Solids, Total Dissolved (TDS)	300_48HR - Nitrate/Nitrite	Total Number of containers	Preservation Codes:
Field Filtered Sample (Yes or No)	Perform MS/MSD (Yes or No)	5310C - Total Organic Carbon (TOC)				5220D - COD	2320B, 300.0_280, 300_48HR	6020A_LL - Total Metals	6010C - Field Filtered Metals (Ca, Fe, Mg, Mn, K, Ni)	350.1 - Nitrogen, Ammonia	8260C_LL - Volatiles, custom list, low level	2540C - Solids, Total Dissolved (TDS)	300_48HR - Nitrate/Nitrite	Total Number of containers				
City: Bellevue		TAT Requested (days):				A - HCl	M - Hexane											
State, Zip: WA, 98005-1877		PO #:				B - NaOH	N - None											
Phone: 425-289-5455(Tel)		Purchase Order not required				C - Zn Acetate	O - AsNaO2											
Email: SGrabers@scsengineers.com		WO #:				D - Nitric Acid	P - Na2O4S											
Project Name: Coupeville Solid Waste Facility Groundwa		Project #: 58009563	E - NaHSO4	Q - Na2SO3														
Site: Washington		SSOW#:	F - MeOH	R - Na2S2O3														
			G - Amchlor	S - H2SO4														
			H - Ascorbic Acid	T - TSP Dodecahydrate														
			I - Ice	U - Acetone														
			J - DI Water	V - MCAA														
			K - EDTA	W - pH 4-5														
			L - EDA	Z - other (specify)														
				Other:														

Sample Identification	Sample Date	Sample Time	Sample Type (C=Comp, G=grab)	Matrix (W=water, S=solid, O=waste/oil, BT=Tissue, A=Air)	Field Filtered Sample (Yes or No)	Perform MS/MSD (Yes or No)	5310C - Total Organic Carbon (TOC)	5220D - COD	2320B, 300.0_280, 300_48HR	6020A_LL - Total Metals	6010C - Field Filtered Metals (Ca, Fe, Mg, Mn, K, Ni)	350.1 - Nitrogen, Ammonia	8260C_LL - Volatiles, custom list, low level	2540C - Solids, Total Dissolved (TDS)	300_48HR - Nitrate/Nitrite	Total Number of containers	Special Instructions/Note:
1019-01	10/21/19	1140	6	Water	Y	N	X	X	X	X	X	X	X	X	X	10	
1019-02		1230		Water	Y												
1019-03		1240		Water	Y												
1019-04		1350		Water	Y												
1019-05		1520		Water	Y												
1019-06		1620		Water	Y												
1019-07		1720		Water	Y												
1019-08		1803		Water	N												
1019-09	10/22/19	935		Water	Y		X	X	X	X	X	X	X	X	X	10	
1019-10		1052		Water	Y												
1019-11		1200		Water	Y												



Possible Hazard Identification
 Non-Hazard Flammable Skin Irritant Poison B Unknown Radiological

Sample Disposal (A fee may be assessed if samples are retained longer)
 Return To Client Disposal By Lab Archive For _____ Months

Deliverable Requested: I, II, III, IV, Other (specify)

Special Instructions/QC Requirements:

Empty Kit Relinquished by: _____ Date: _____ Time: _____ Method of Shipment: _____

Relinquished by: <i>[Signature]</i>	Date/Time: <i>10/23/19 900</i>	Company: <i>SCS</i>	Received by: <i>B. Sell</i>	Date/Time: <i>10/23/19 1415</i>	Company: <i>SEA TA</i>
Relinquished by:	Date/Time:	Company:	Received by:	Date/Time:	Company:
Relinquished by:	Date/Time:	Company:	Received by:	Date/Time:	Company:

Custody Seats Intact: Yes No Custody Seal No.: _____

Cooler Temperature(s) °C and Other Remarks:

Therm. ID: M1 Cor: 5.4 ° Inc: 5.5 °
Cooler Desc: 1g Blue FedEx: _____
Packing: OTL UPS: _____
Cust. Seal: Yes ___ No X Lab Cour: K
Blue Ice: Dry, None Other: _____

Therm. ID: M1 Cor: 5.5 ° Inc: 5.6 °
Cooler Desc: 1g Blue FedEx: _____
Packing: OTL UPS: _____
Cust. Seal: Yes ___ No X Lab Cour: K
Blue Ice: Dry, None Other: _____

Therm. ID: M1 Cor: 4.9 ° Inc: 5.0 °
Cooler Desc: 1g Blue FedEx: _____
Packing: OTL UPS: _____
Cust. Seal: Yes ___ No X Lab Cour: K
Blue Ice: Dry, None Other: _____

Therm. ID: M1 Cor: 4.4 ° Inc: 4.5 °
Cooler Desc: 1g Blue FedEx: _____
Packing: OTL UPS: _____
Cust. Seal: Yes ___ No X Lab Cour: K
Blue Ice: Dry, None Other: _____

Therm. ID: M1 Cor: 4.0 ° Inc: 4.1 °
Cooler Desc: 1g Blue FedEx: _____
Packing: OTL UPS: _____
Cust. Seal: Yes ___ No X Lab Cour: K
Blue Ice: Dry, None Other: _____

Therm. ID: M1 Cor: 5.9 ° Inc: 6.0 °
Cooler Desc: 1g Blue FedEx: _____
Packing: OTL UPS: _____
Cust. Seal: Yes ___ No X Lab Cour: X
Blue Ice: Dry, None Other: _____



Chain of Custody Record

Client Information (Sub Contract Lab) Client Contact: Lewis, Nathan A Shipping/Receiving: nathan.lewis@testamericainc.com Company: TestAmerica Laboratories, Inc. Address: 4955 Yarrow Street, City: Arvada State, Zip: CO, 80002 Phone: 303-736-0100(Tel) 303-431-7171(Fax) Email:		Lab PM: Lewis, Nathan A E-Mail: nathan.lewis@testamericainc.com Accreditations Required (See note): State Program - Washington		Carrier Tracking No(s): 580-71693.1 State of Origin: Washington Page: Page 1 of 2 Job #: 580-90272-1		COC No: 580-71693.1 Preservation Codes: A - HCL B - NaOH C - Zn Acetate D - Nitric Acid E - NaHSO4 F - MeOH G - Amchlor H - Ascorbic Acid I - Ice J - DI Water K - EDTA L - EDA Other: M - Hexane N - None O - AsNaO2 P - Na2O4S Q - Na2SO3 R - Na2S2O3 S - H2SO4 T - TSP Dodecahydrate U - Acetone V - MCAA W - pH 4-5 Z - other (specify)	
Due Date Requested: 11/4/2019 TAT Requested (days):		Analysis Requested		Total Number of Containers:		Special Instructions/Note:	
PO #:		Field Filtered Sample (Yes or No)		Perform MS/MSD (Yes or No)		Total Number of Containers:	
W/O #:		Matrix (W=Water, S=solid, O=water/oil, BT= tissue, A=Air)		Preservation Code:		Special Instructions/Note:	
Project #: 58009563 SSO# #:		Sample Type (C=Comp, G=grab)		Sample Time		Sample Date	
Project Name: Coupeville Solid Waste Facility Groundwa Site: Island County-CSWF-Q1 & Q3		Sample Date		Sample Time		Sample Date	
Sample Identification - Client ID (Lab ID)		Sample Date		Sample Time		Sample Date	
1019-01 (580-90272-1)		10/21/19		11:40 Pacific		10/21/19	
1019-02 (580-90272-2)		10/21/19		12:30 Pacific		10/21/19	
1019-03 (580-90272-3)		10/21/19		12:40 Pacific		10/21/19	
1019-04 (580-90272-4)		10/21/19		13:50 Pacific		10/21/19	
1019-05 (580-90272-5)		10/21/19		15:20 Pacific		10/21/19	
1019-06 (580-90272-6)		10/21/19		16:20 Pacific		10/21/19	
1019-07 (580-90272-7)		10/21/19		17:20 Pacific		10/21/19	
1019-09 (580-90272-9)		10/22/19		09:35 Pacific		10/22/19	
1019-10 (580-90272-10)		10/22/19		10:52 Pacific		10/22/19	

Note: Since laboratory accreditations are subject to change, TestAmerica Laboratories, Inc. places the ownership of method, analysis & accreditation compliance upon our subcontract laboratories. This sample shipment is forwarded under chain-of-custody. If the laboratory does not currently maintain accreditation in the State of Origin listed above for analysis/test/matrix being analyzed, the samples must be shipped back to the TestAmerica laboratory or other instructions will be provided. Any changes to accreditation status should be brought to TestAmerica Laboratories, Inc. attention immediately. If all requested accreditations are current to date, return the signed Chain of Custody attesting to said compliance to TestAmerica Laboratories, Inc.

Possible Hazard Identification
 Unconfirmed
 Deliverable Requested: I, II, III, IV, Other (specify) Primary Deliverable Rank: 2
 Special Instructions/QC Requirements:

Sample Disposal (A fee may be assessed if samples are retained longer than 1 month)
 Return To Client Disposal By Lab Archive For _____ Months

Empty Kit Relinquished by:	Date:	Time:	Method of Shipment:
Relinquished by: <i>Yung Huber</i>	10-25-19		
Relinquished by:	Date/Time:	Company:	Date/Time:
		TASEC	10/26/19
Relinquished by:	Date/Time:	Company:	Date/Time:
		Company	
Custody Seals Intact: <input type="checkbox"/> Yes <input type="checkbox"/> No	Custody Seal No.:	Cooler Temperature(s) °C and Other Remarks: 2-3, 10, 18, 28, 10/26/19	



Chain of Custody Record

Client Information (Sub Contract Lab)		Sampler:	Lab PM:	Carrier Tracking No(s):	COC No:	
Client Contact: Shipping/Receiving		Phone:	Lewis, Nathan A	State of Origin: Washington	580-71693.2	
Company: TestAmerica Laboratories, Inc.		E-Mail: nathan.lewis@testamericainc.com		Page: Page 2 of 2		
Address: 4955 Yarrow Street, City: Arvada State, Zip: CO, 80002		Due Date Requested: 11/4/2019	Accreditations Required (See note): State Program - Washington		Job #: 580-90272-1	
Phone: 303-736-0100(Tel) 303-431-7171(Fax)		TAT Requested (days):	Analysis Requested			
Email:			A - HCL B - NaOH C - Zn Acetate D - Nitric Acid E - NaHSO4 F - MeOH G - Amchlor H - Ascorbic Acid I - Ice J - DI Water K - EDTA L - EDA Other:			
Project Name: Coupeville Solid Waste Facility Groundwa		PO #:	M - Hexane N - None O - AsNaO2 P - Na2O4S Q - Na2SO3 R - Na2SO3 S - H2SO4 T - TSP Dodecahydrate U - Acetone V - MCAA W - pH 4-5 X - other (specify)			
Site: Island County-CSWF-Q1 & Q3		WO #:	Total Number of Containers			
		Project #: 58009563	Special Instructions/Note:			
		SSOW#:	Field Filtered Sample (Yes or No)			
			Perform MSD (Yes or No)			
			Preservation Code:			
Sample Identification - Client ID (Lab ID)	Sample Date	Sample Time	Sample Type (C=Comp, G=grab)	Matrix (W=Water, S=solid, O=oil)	Field Filtered Sample (Yes or No)	Total Number of Containers
1019-11 (580-90272-11)	10/22/19	12:00 Pacific	Water	Water	X	1
1019-12 (580-90272-12)	10/22/19	12:15 Pacific	Water	Water	X	1
1019-13 (580-90272-13)	10/22/19	13:10 Pacific	Water	Water	X	1
1019-14 (580-90272-14)	10/22/19	14:10 Pacific	Water	Water	X	1
1019-15 (580-90272-15)	10/22/19	15:40 Pacific	Water	Water	X	1
1019-16 (580-90272-16)	10/22/19	16:39 Pacific	Water	Water	X	1
1019-17 (580-90272-17)	10/22/19	17:47 Pacific	Water	Water	X	1

Note: Since laboratory accreditations are subject to change, TestAmerica Laboratories, Inc. places the ownership of method, analyte & accreditation compliance upon out subcontract laboratories. This sample shipment is forwarded under chain-of-custody.

Possible Hazard Identification
 Unconfirmed

Deliverable Requested: I, II, III, IV, Other (specify) _____
 Primary Deliverable Rank: 2

Empty Kit Relinquished by: _____ Date: _____
 Relinquished by: *Kenny Hahn* Date: 10/25/19
 Relinquished by: _____ Date/Time: _____
 Relinquished by: _____ Date/Time: _____

Sample Disposal (A fee may be assessed if samples are retained longer than 1 month)
 Return To Client Disposal By Lab Archive For _____ Months

Special Instructions/QC Requirements:

Received by: _____ Date/Time: 10/26/19 0905
 Company: TASEA
 Received by: _____ Date/Time: _____
 Company: _____
 Received by: _____ Date/Time: _____
 Company: _____

Custody Seals Intact: _____
 A Yes Δ No

Cooler Temperature(s) °C and Other Remarks:



Login Sample Receipt Checklist

Client: SCS Engineers

Job Number: 580-90272-1

Login Number: 90272

List Source: Eurofins TestAmerica, Seattle

List Number: 1

Creator: Pilch, Andrew C

Question	Answer	Comment
Radioactivity wasn't checked or is </= background as measured by a survey meter.	N/A	
The cooler's custody seal, if present, is intact.	True	
Sample custody seals, if present, are intact.	True	
The cooler or samples do not appear to have been compromised or tampered with.	True	
Samples were received on ice.	True	
Cooler Temperature is acceptable.	True	
Cooler Temperature is recorded.	True	
COC is present.	True	
COC is filled out in ink and legible.	True	
COC is filled out with all pertinent information.	True	
Is the Field Sampler's name present on COC?	True	
There are no discrepancies between the containers received and the COC.	True	
Samples are received within Holding Time (excluding tests with immediate HTs)	True	
Sample containers have legible labels.	True	
Containers are not broken or leaking.	True	
Sample collection date/times are provided.	True	
Appropriate sample containers are used.	True	
Sample bottles are completely filled.	True	
Sample Preservation Verified.	True	
There is sufficient vol. for all requested analyses, incl. any requested MS/MSDs	True	
Containers requiring zero headspace have no headspace or bubble is <6mm (1/4").	True	
Multiphasic samples are not present.	True	
Samples do not require splitting or compositing.	True	
Residual Chlorine Checked.	N/A	

Login Sample Receipt Checklist

Client: SCS Engineers

Job Number: 580-90272-1

Login Number: 90272

List Number: 2

Creator: Zimmerman, Steven M

List Source: Eurofins TestAmerica, Denver

List Creation: 10/26/19 12:43 PM

Question	Answer	Comment
Radioactivity wasn't checked or is \leq background as measured by a survey meter.	N/A	
The cooler's custody seal, if present, is intact.	True	
Sample custody seals, if present, are intact.	True	
The cooler or samples do not appear to have been compromised or tampered with.	True	
Samples were received on ice.	True	
Cooler Temperature is acceptable.	True	
Cooler Temperature is recorded.	True	
COC is present.	True	
COC is filled out in ink and legible.	True	
COC is filled out with all pertinent information.	True	
Is the Field Sampler's name present on COC?	True	
There are no discrepancies between the containers received and the COC.	True	
Samples are received within Holding Time (excluding tests with immediate HTs)	True	
Sample containers have legible labels.	True	
Containers are not broken or leaking.	True	
Sample collection date/times are provided.	True	
Appropriate sample containers are used.	True	
Sample bottles are completely filled.	True	
Sample Preservation Verified.	N/A	
There is sufficient vol. for all requested analyses, incl. any requested MS/MSDs	True	
Containers requiring zero headspace have no headspace or bubble is <math><6\text{mm}</math> (1/4").	True	
Multiphasic samples are not present.	True	
Samples do not require splitting or compositing.	True	
Residual Chlorine Checked.	N/A	

ANALYTICAL REPORT

Eurofins TestAmerica, Seattle
5755 8th Street East
Tacoma, WA 98424
Tel: (253)922-2310

Laboratory Job ID: 580-90350-1

Client Project/Site: Coupeville Solid Waste Facility Groundwa

For:

SCS Engineers
2405 140th Avenue NE
Suite 107
Bellevue, Washington 98005-1877

Attn: Mr. Dan Venchiarutti

Kristine D. Allen

Authorized for release by:

11/11/2019 2:56:18 PM

Kristine Allen, Manager of Project Management
(253)248-4970

kristine.allen@testamericainc.com

Designee for

Nathan Lewis, Project Manager I
(253)922-2310

nathan.lewis@testamericainc.com

LINKS

Review your project
results through

TotalAccess

Have a Question?



Visit us at:

www.testamericainc.com

This report has been electronically signed and authorized by the signatory. Electronic signature is intended to be the legally binding equivalent of a traditionally handwritten signature.

Results relate only to the items tested and the sample(s) as received by the laboratory.



Table of Contents

Cover Page	1
Table of Contents	2
Case Narrative	3
Definitions	5
Client Sample Results	6
QC Sample Results	30
Chronicle	52
Certification Summary	58
Sample Summary	60
Chain of Custody	61
Receipt Checklists	66

Case Narrative

Client: SCS Engineers
Project/Site: Coupeville Solid Waste Facility Groundwa

Job ID: 580-90350-1

Job ID: 580-90350-1

Laboratory: Eurofins TestAmerica, Seattle

Narrative

Job Narrative 580-90350-1

Comments

No additional comments.

Receipt

The samples were received on 10/25/2019 11:30 AM; the samples arrived in good condition, properly preserved and, where required, on ice. The temperatures of the 4 coolers at receipt time were 4.6° C, 4.6° C, 5.0° C and 5.6° C.

Receipt Exceptions

A trip blank was submitted for analysis with these samples; however, it was not listed on the Chain of Custody (COC). It was given a sampling date of 10/23/2019 and a time of 00:01. No tests were logged in.

GC/MS VOA

Method 8260C: The CCV for analytical batch 580-315700 recovered outside control limits for the following analyte(s): 2-Hexanone. 2-Hexanone has been identified as a poor performing analyte when analyzed using this method; therefore, re-analysis was not performed. These results have been reported and qualified.

Method 8260C: The minimum response factor (RF) criteria for the continuing calibration verification (CCV) analyzed in batch 580-315700 was outside criteria for the following analyte(s): 2-Butanone. As indicated in the reference method, sample analysis may proceed; however, any detection or non-detection for the affected analyte(s) is considered estimated.

Method 8260C: The continuing calibration verification (CCV) associated with batch 580-315783 recovered above the upper control limit for 1,2,4-Trimethylbenzene, sec-Butylbenzene, 4-Isopropyltoluene, Hexachlorobutadiene, Isopropylbenzene, Acetone, 2-Hexanone, 2-Butanone and Toluene. The samples associated with this CCV were non-detects for the affected analytes; therefore, the data have been reported. The following sample is impacted: (CCVIS 580-315783/3).

Method 8260C: The laboratory control sample (LCS) and / or laboratory control sample duplicate (LCSD) for analytical batch 580-315783 recovered outside control limits for the following analytes: Acetone. This analytes was biased high in the LCSD and was not detected in the associated samples; therefore, the data have been reported.

Method 8260C: The minimum response factor (RF) criteria for the continuing calibration verification (CCV) analyzed in batch 580-315783 was outside criteria for the following analyte(s): 2-Butanone. As indicated in the reference method, sample analysis may proceed; however, any detection or non-detection for the affected analyte(s) is considered estimated.

Method 8260C: The CCV for analytical batch 580-315793 recovered outside control limits for the following analyte(s): 2-Hexanone has been identified as a poor performing analyte when analyzed using this method; therefore, re-extraction/re-analysis was not performed. These results have been reported and qualified.

Method 8260C: The laboratory control sample and/or the laboratory control sample duplicate (LCS/LCSD) for analytical batch 580-315793 recovered outside control limits for the following analyte(s): 2-Hexanone. 2-Hexanone has been identified as a poor performing analyte when analyzed using this method; therefore, re-analysis was not performed.

Method 8260C: Surrogate 1,2-Dichloroethane-d4 (Surr) recovery for the following sample was outside the upper control limit: 1019-27 (580-90350-10). This sample did not contain any chemically associated target analytes; therefore, re-analysis was not performed.

Method 8260C: The minimum response factor (RF) criteria for the continuing calibration verification (CCV) analyzed in batch 580-315793 was outside criteria for the following analyte(s): 2-Butanone. As indicated in the reference method, sample analysis may proceed; however, any detection or non-detection for the affected analyte(s) is considered estimated.

No additional analytical or quality issues were noted, other than those described above or in the Definitions/Glossary page.

Metals

Case Narrative

Client: SCS Engineers
Project/Site: Coupeville Solid Waste Facility Groundwa

Job ID: 580-90350-1

Job ID: 580-90350-1 (Continued)

Laboratory: Eurofins TestAmerica, Seattle (Continued)

No analytical or quality issues were noted, other than those described in the Definitions/Glossary page.

General Chemistry

No analytical or quality issues were noted, other than those described above or in the Definitions/Glossary page.

VOA Prep

No analytical or quality issues were noted, other than those described in the Definitions/Glossary page.

1

2

3

4

5

6

7

8

9

10

11

Definitions/Glossary

Client: SCS Engineers
Project/Site: Coupeville Solid Waste Facility Groundwa

Job ID: 580-90350-1

Qualifiers

GC/MS VOA

Qualifier	Qualifier Description
*	LCS or LCSD is outside acceptance limits.
J	Result is less than the RL but greater than or equal to the MDL and the concentration is an approximate value.
X	Surrogate is outside control limits

Metals

Qualifier	Qualifier Description
4	MS, MSD: The analyte present in the original sample is greater than 4 times the matrix spike concentration; therefore, control limits are not applicable.
F1	MS and/or MSD Recovery is outside acceptance limits.

General Chemistry

Qualifier	Qualifier Description
4	MS, MSD: The analyte present in the original sample is greater than 4 times the matrix spike concentration; therefore, control limits are not applicable.
F1	MS and/or MSD Recovery is outside acceptance limits.

Glossary

Abbreviation	These commonly used abbreviations may or may not be present in this report.
α	Listed under the "D" column to designate that the result is reported on a dry weight basis
%R	Percent Recovery
CFL	Contains Free Liquid
CNF	Contains No Free Liquid
DER	Duplicate Error Ratio (normalized absolute difference)
Dil Fac	Dilution Factor
DL	Detection Limit (DoD/DOE)
DL, RA, RE, IN	Indicates a Dilution, Re-analysis, Re-extraction, or additional Initial metals/anion analysis of the sample
DLC	Decision Level Concentration (Radiochemistry)
EDL	Estimated Detection Limit (Dioxin)
LOD	Limit of Detection (DoD/DOE)
LOQ	Limit of Quantitation (DoD/DOE)
MDA	Minimum Detectable Activity (Radiochemistry)
MDC	Minimum Detectable Concentration (Radiochemistry)
MDL	Method Detection Limit
ML	Minimum Level (Dioxin)
NC	Not Calculated
ND	Not Detected at the reporting limit (or MDL or EDL if shown)
PQL	Practical Quantitation Limit
QC	Quality Control
RER	Relative Error Ratio (Radiochemistry)
RL	Reporting Limit or Requested Limit (Radiochemistry)
RPD	Relative Percent Difference, a measure of the relative difference between two points
TEF	Toxicity Equivalent Factor (Dioxin)
TEQ	Toxicity Equivalent Quotient (Dioxin)

Client Sample Results

Client: SCS Engineers
 Project/Site: Coupeville Solid Waste Facility Groundwa

Job ID: 580-90350-1

Client Sample ID: 1019-18

Lab Sample ID: 580-90350-1

Date Collected: 10/23/19 09:45

Matrix: Water

Date Received: 10/25/19 11:30

Method: 8260C - Volatile Organic Compounds (GC/MS)

Analyte	Result	Qualifier	RL	MDL	Unit	D	Prepared	Analyzed	Dil Fac
1,1,1,2-Tetrachloroethane	ND		0.30		ug/L			11/01/19 10:36	1
1,1,1-Trichloroethane	0.56		0.20		ug/L			11/01/19 10:36	1
1,1,2,2-Tetrachloroethane	ND		0.20		ug/L			11/01/19 10:36	1
1,1,2-Trichloroethane	ND		0.20		ug/L			11/01/19 10:36	1
1,1-Dichloroethane	0.59		0.20		ug/L			11/01/19 10:36	1
1,1-Dichloroethene	ND		0.20		ug/L			11/01/19 10:36	1
1,2,3-Trichloropropane	ND		0.20		ug/L			11/01/19 10:36	1
1,2-Dibromo-3-Chloropropane	ND		2.0		ug/L			11/01/19 10:36	1
1,2-Dibromoethane	ND		0.10		ug/L			11/01/19 10:36	1
1,2-Dichlorobenzene	ND		0.30		ug/L			11/01/19 10:36	1
1,2-Dichloroethane	ND		0.20		ug/L			11/01/19 10:36	1
1,2-Dichloropropane	ND		0.20		ug/L			11/01/19 10:36	1
1,4-Dichlorobenzene	ND		0.30		ug/L			11/01/19 10:36	1
2-Butanone	ND		10		ug/L			11/01/19 10:36	1
2-Hexanone	ND		3.0		ug/L			11/01/19 10:36	1
4-Methyl-2-pentanone	ND		5.0		ug/L			11/01/19 10:36	1
Acetone	ND		6.0		ug/L			11/01/19 10:36	1
Acrylonitrile	ND		10		ug/L			11/01/19 10:36	1
Benzene	ND		0.20		ug/L			11/01/19 10:36	1
Bromochloromethane	ND		0.20		ug/L			11/01/19 10:36	1
Bromodichloromethane	ND		0.20		ug/L			11/01/19 10:36	1
Bromoform	ND		0.50		ug/L			11/01/19 10:36	1
Bromomethane	ND		0.50		ug/L			11/01/19 10:36	1
Carbon disulfide	ND		0.30		ug/L			11/01/19 10:36	1
Carbon tetrachloride	ND		0.20		ug/L			11/01/19 10:36	1
Chlorobenzene	ND		0.20		ug/L			11/01/19 10:36	1
Chloroethane	ND		0.50		ug/L			11/01/19 10:36	1
Chloroform	ND		0.20		ug/L			11/01/19 10:36	1
Chloromethane	ND		0.50		ug/L			11/01/19 10:36	1
cis-1,2-Dichloroethene	ND		0.20		ug/L			11/01/19 10:36	1
cis-1,3-Dichloropropene	ND		0.20		ug/L			11/01/19 10:36	1
Dibromochloromethane	ND		0.20		ug/L			11/01/19 10:36	1
Dibromomethane	ND		0.20		ug/L			11/01/19 10:36	1
Ethylbenzene	ND		0.20		ug/L			11/01/19 10:36	1
m,p-Xylene	ND		0.50		ug/L			11/01/19 10:36	1
Methyl iodide	ND		0.50		ug/L			11/01/19 10:36	1
Methylene Chloride	ND		5.0		ug/L			11/01/19 10:36	1
o-Xylene	ND		0.50		ug/L			11/01/19 10:36	1
Styrene	ND		0.50		ug/L			11/01/19 10:36	1
Tetrachloroethene	ND		0.50		ug/L			11/01/19 10:36	1
Toluene	ND		0.20		ug/L			11/01/19 10:36	1
trans-1,2-Dichloroethene	ND		0.20		ug/L			11/01/19 10:36	1
trans-1,3-Dichloropropene	ND		0.20		ug/L			11/01/19 10:36	1
trans-1,4-Dichloro-2-butene	ND		2.0		ug/L			11/01/19 10:36	1
Trichloroethene	ND		0.20		ug/L			11/01/19 10:36	1
Trichlorofluoromethane	4.9		0.50		ug/L			11/01/19 10:36	1
Vinyl acetate	ND		1.5		ug/L			11/01/19 10:36	1
Vinyl chloride	0.24		0.020		ug/L			11/01/19 10:36	1

Client Sample Results

Client: SCS Engineers
 Project/Site: Coupeville Solid Waste Facility Groundwa

Job ID: 580-90350-1

Client Sample ID: 1019-18

Lab Sample ID: 580-90350-1

Date Collected: 10/23/19 09:45

Matrix: Water

Date Received: 10/25/19 11:30

Surrogate	%Recovery	Qualifier	Limits	Prepared	Analyzed	Dil Fac
1,2-Dichloroethane-d4 (Surr)	117		80 - 120		11/01/19 10:36	1
4-Bromofluorobenzene (Surr)	96		80 - 120		11/01/19 10:36	1
Dibromofluoromethane (Surr)	109		80 - 120		11/01/19 10:36	1
Toluene-d8 (Surr)	98		80 - 120		11/01/19 10:36	1
Trifluorotoluene (Surr)	103		80 - 120		11/01/19 10:36	1

Method: 6010C - Metals (ICP) - Dissolved

Analyte	Result	Qualifier	RL	MDL	Unit	D	Prepared	Analyzed	Dil Fac
Calcium	160		1.1		mg/L		11/06/19 08:24	11/07/19 12:44	1
Iron	ND		0.30		mg/L		11/06/19 08:24	11/07/19 12:44	1
Magnesium	86		1.1		mg/L		11/06/19 08:24	11/07/19 12:44	1
Manganese	0.024		0.020		mg/L		11/06/19 08:24	11/07/19 12:44	1
Potassium	9.3		3.3		mg/L		11/06/19 08:24	11/07/19 12:44	1
Sodium	33		2.0		mg/L		11/06/19 08:24	11/07/19 12:44	1

Method: 6020A - Metals (ICP/MS) - Total Recoverable

Analyte	Result	Qualifier	RL	MDL	Unit	D	Prepared	Analyzed	Dil Fac
Antimony	ND		0.00040		mg/L		11/04/19 15:35	11/05/19 19:20	1
Arsenic	0.0012		0.0010		mg/L		11/04/19 15:35	11/05/19 19:20	1
Barium	0.042		0.0012		mg/L		11/04/19 15:35	11/05/19 19:20	1
Beryllium	ND		0.00040		mg/L		11/04/19 15:35	11/05/19 19:20	1
Cadmium	ND		0.00040		mg/L		11/04/19 15:35	11/05/19 19:20	1
Chromium	0.00092		0.00040		mg/L		11/04/19 15:35	11/05/19 19:20	1
Cobalt	ND		0.00040		mg/L		11/04/19 15:35	11/05/19 19:20	1
Copper	ND		0.0020		mg/L		11/04/19 15:35	11/05/19 19:20	1
Lead	ND		0.00080		mg/L		11/04/19 15:35	11/05/19 19:20	1
Nickel	0.0043		0.0030		mg/L		11/04/19 15:35	11/05/19 19:20	1
Selenium	ND		0.0080		mg/L		11/04/19 15:35	11/05/19 19:20	1
Silver	ND		0.00040		mg/L		11/04/19 15:35	11/05/19 19:20	1
Thallium	ND		0.0010		mg/L		11/04/19 15:35	11/05/19 19:20	1
Vanadium	0.0044		0.0040		mg/L		11/04/19 15:35	11/05/19 19:20	1
Zinc	ND		0.0070		mg/L		11/04/19 15:35	11/05/19 19:20	1

General Chemistry

Analyte	Result	Qualifier	RL	MDL	Unit	D	Prepared	Analyzed	Dil Fac
Fluoride	ND		0.20		mg/L			10/27/19 18:29	1
Chloride	21		0.90		mg/L			10/27/19 18:29	1
Sulfate	65		1.2		mg/L			10/27/19 18:29	1
Ammonia as N	ND		0.10		mg/L			11/05/19 11:28	1
Nitrate Nitrite as N	9.2		3.0		mg/L			11/01/19 15:38	20
Total Organic Carbon	1.3		1.0		mg/L			11/05/19 21:28	1
Analyte	Result	Qualifier	RL	RL	Unit	D	Prepared	Analyzed	Dil Fac
Alkalinity	600		5.0		mg/L			11/01/19 12:56	1
Bicarbonate Alkalinity as CaCO3	600		5.0		mg/L			11/01/19 12:56	1
Carbonate Alkalinity as CaCO3	ND		5.0		mg/L			11/01/19 12:56	1
Hydroxide Alkalinity as CaCO3	ND		5.0		mg/L			11/01/19 12:56	1
Total Dissolved Solids	730		10		mg/L			10/30/19 18:33	1
Chemical Oxygen Demand	ND		10		mg/L		11/07/19 09:30	11/07/19 09:30	1

Client Sample Results

Client: SCS Engineers
 Project/Site: Coupeville Solid Waste Facility Groundwa

Job ID: 580-90350-1

Client Sample ID: 1019-19

Lab Sample ID: 580-90350-2

Date Collected: 10/23/19 10:45

Matrix: Water

Date Received: 10/25/19 11:30

Method: 8260C - Volatile Organic Compounds (GC/MS)

Analyte	Result	Qualifier	RL	MDL	Unit	D	Prepared	Analyzed	Dil Fac
1,1,1,2-Tetrachloroethane	ND		0.30		ug/L			11/01/19 11:03	1
1,1,1-Trichloroethane	ND		0.20		ug/L			11/01/19 11:03	1
1,1,2,2-Tetrachloroethane	ND		0.20		ug/L			11/01/19 11:03	1
1,1,2-Trichloroethane	ND		0.20		ug/L			11/01/19 11:03	1
1,1-Dichloroethane	ND		0.20		ug/L			11/01/19 11:03	1
1,1-Dichloroethene	ND		0.20		ug/L			11/01/19 11:03	1
1,2,3-Trichloropropane	ND		0.20		ug/L			11/01/19 11:03	1
1,2-Dibromo-3-Chloropropane	ND		2.0		ug/L			11/01/19 11:03	1
1,2-Dibromoethane	ND		0.10		ug/L			11/01/19 11:03	1
1,2-Dichlorobenzene	ND		0.30		ug/L			11/01/19 11:03	1
1,2-Dichloroethane	ND		0.20		ug/L			11/01/19 11:03	1
1,2-Dichloropropane	ND		0.20		ug/L			11/01/19 11:03	1
1,4-Dichlorobenzene	ND		0.30		ug/L			11/01/19 11:03	1
2-Butanone	ND		10		ug/L			11/01/19 11:03	1
2-Hexanone	ND		3.0		ug/L			11/01/19 11:03	1
4-Methyl-2-pentanone	ND		5.0		ug/L			11/01/19 11:03	1
Acetone	ND		6.0		ug/L			11/01/19 11:03	1
Acrylonitrile	ND		10		ug/L			11/01/19 11:03	1
Benzene	ND		0.20		ug/L			11/01/19 11:03	1
Bromochloromethane	ND		0.20		ug/L			11/01/19 11:03	1
Bromodichloromethane	ND		0.20		ug/L			11/01/19 11:03	1
Bromoform	ND		0.50		ug/L			11/01/19 11:03	1
Bromomethane	ND		0.50		ug/L			11/01/19 11:03	1
Carbon disulfide	ND		0.30		ug/L			11/01/19 11:03	1
Carbon tetrachloride	ND		0.20		ug/L			11/01/19 11:03	1
Chlorobenzene	ND		0.20		ug/L			11/01/19 11:03	1
Chloroethane	ND		0.50		ug/L			11/01/19 11:03	1
Chloroform	ND		0.20		ug/L			11/01/19 11:03	1
Chloromethane	ND		0.50		ug/L			11/01/19 11:03	1
cis-1,2-Dichloroethene	ND		0.20		ug/L			11/01/19 11:03	1
cis-1,3-Dichloropropene	ND		0.20		ug/L			11/01/19 11:03	1
Dibromochloromethane	ND		0.20		ug/L			11/01/19 11:03	1
Dibromomethane	ND		0.20		ug/L			11/01/19 11:03	1
Ethylbenzene	ND		0.20		ug/L			11/01/19 11:03	1
m,p-Xylene	ND		0.50		ug/L			11/01/19 11:03	1
Methyl iodide	ND		0.50		ug/L			11/01/19 11:03	1
Methylene Chloride	ND		5.0		ug/L			11/01/19 11:03	1
o-Xylene	ND		0.50		ug/L			11/01/19 11:03	1
Styrene	ND		0.50		ug/L			11/01/19 11:03	1
Tetrachloroethene	ND		0.50		ug/L			11/01/19 11:03	1
Toluene	ND		0.20		ug/L			11/01/19 11:03	1
trans-1,2-Dichloroethene	ND		0.20		ug/L			11/01/19 11:03	1
trans-1,3-Dichloropropene	ND		0.20		ug/L			11/01/19 11:03	1
trans-1,4-Dichloro-2-butene	ND		2.0		ug/L			11/01/19 11:03	1
Trichloroethene	ND		0.20		ug/L			11/01/19 11:03	1
Trichlorofluoromethane	0.79		0.50		ug/L			11/01/19 11:03	1
Vinyl acetate	ND		1.5		ug/L			11/01/19 11:03	1
Vinyl chloride	ND		0.020		ug/L			11/01/19 11:03	1

Client Sample Results

Client: SCS Engineers
Project/Site: Coupeville Solid Waste Facility Groundwa

Job ID: 580-90350-1

Client Sample ID: 1019-19

Lab Sample ID: 580-90350-2

Date Collected: 10/23/19 10:45

Matrix: Water

Date Received: 10/25/19 11:30

Surrogate	%Recovery	Qualifier	Limits	Prepared	Analyzed	Dil Fac
1,2-Dichloroethane-d4 (Surr)	117		80 - 120		11/01/19 11:03	1
4-Bromofluorobenzene (Surr)	96		80 - 120		11/01/19 11:03	1
Dibromofluoromethane (Surr)	109		80 - 120		11/01/19 11:03	1
Toluene-d8 (Surr)	97		80 - 120		11/01/19 11:03	1
Trifluorotoluene (Surr)	103		80 - 120		11/01/19 11:03	1

Method: 6010C - Metals (ICP) - Dissolved

Analyte	Result	Qualifier	RL	MDL	Unit	D	Prepared	Analyzed	Dil Fac
Calcium	120		1.1		mg/L		11/06/19 08:24	11/07/19 12:59	1
Iron	ND		0.30		mg/L		11/06/19 08:24	11/07/19 12:59	1
Magnesium	81		1.1		mg/L		11/06/19 08:24	11/07/19 12:59	1
Manganese	ND		0.020		mg/L		11/06/19 08:24	11/07/19 12:59	1
Potassium	8.2		3.3		mg/L		11/06/19 08:24	11/07/19 12:59	1
Sodium	43		2.0		mg/L		11/06/19 08:24	11/07/19 12:59	1

Method: 6020A - Metals (ICP/MS) - Total Recoverable

Analyte	Result	Qualifier	RL	MDL	Unit	D	Prepared	Analyzed	Dil Fac
Antimony	ND		0.00040		mg/L		11/04/19 15:35	11/05/19 19:22	1
Arsenic	0.0034		0.0010		mg/L		11/04/19 15:35	11/05/19 19:22	1
Barium	0.029		0.0012		mg/L		11/04/19 15:35	11/05/19 19:22	1
Beryllium	ND		0.00040		mg/L		11/04/19 15:35	11/05/19 19:22	1
Cadmium	ND		0.00040		mg/L		11/04/19 15:35	11/05/19 19:22	1
Chromium	0.00045		0.00040		mg/L		11/04/19 15:35	11/05/19 19:22	1
Cobalt	ND		0.00040		mg/L		11/04/19 15:35	11/05/19 19:22	1
Copper	ND		0.0020		mg/L		11/04/19 15:35	11/05/19 19:22	1
Lead	ND		0.00080		mg/L		11/04/19 15:35	11/05/19 19:22	1
Nickel	0.0049		0.0030		mg/L		11/04/19 15:35	11/05/19 19:22	1
Selenium	ND		0.0080		mg/L		11/04/19 15:35	11/05/19 19:22	1
Silver	ND		0.00040		mg/L		11/04/19 15:35	11/05/19 19:22	1
Thallium	ND		0.0010		mg/L		11/04/19 15:35	11/05/19 19:22	1
Vanadium	ND		0.0040		mg/L		11/04/19 15:35	11/05/19 19:22	1
Zinc	ND		0.0070		mg/L		11/04/19 15:35	11/05/19 19:22	1

General Chemistry

Analyte	Result	Qualifier	RL	MDL	Unit	D	Prepared	Analyzed	Dil Fac
Fluoride	ND		0.20		mg/L			10/27/19 18:41	1
Chloride	68		0.90		mg/L			10/27/19 18:41	1
Sulfate	70		1.2		mg/L			10/27/19 18:41	1
Ammonia as N	ND		0.10		mg/L			11/05/19 11:30	1
Nitrate Nitrite as N	3.8		0.75		mg/L			11/01/19 15:39	5
Total Organic Carbon	1.8		1.0		mg/L			11/05/19 21:44	1
Analyte	Result	Qualifier	RL	RL	Unit	D	Prepared	Analyzed	Dil Fac
Alkalinity	470		5.0		mg/L			11/01/19 12:56	1
Bicarbonate Alkalinity as CaCO3	470		5.0		mg/L			11/01/19 12:56	1
Carbonate Alkalinity as CaCO3	ND		5.0		mg/L			11/01/19 12:56	1
Hydroxide Alkalinity as CaCO3	ND		5.0		mg/L			11/01/19 12:56	1
Total Dissolved Solids	670		10		mg/L			10/30/19 18:33	1
Chemical Oxygen Demand	ND		10		mg/L		11/07/19 09:30	11/07/19 09:30	1

Client Sample Results

Client: SCS Engineers
 Project/Site: Coupeville Solid Waste Facility Groundwa

Job ID: 580-90350-1

Client Sample ID: 1019-20

Lab Sample ID: 580-90350-3

Date Collected: 10/23/19 11:50

Matrix: Water

Date Received: 10/25/19 11:30

Method: 8260C - Volatile Organic Compounds (GC/MS)

Analyte	Result	Qualifier	RL	MDL	Unit	D	Prepared	Analyzed	Dil Fac
1,1,1,2-Tetrachloroethane	ND		0.30		ug/L			11/01/19 11:29	1
1,1,1-Trichloroethane	ND		0.20		ug/L			11/01/19 11:29	1
1,1,2,2-Tetrachloroethane	ND		0.20		ug/L			11/01/19 11:29	1
1,1,2-Trichloroethane	ND		0.20		ug/L			11/01/19 11:29	1
1,1-Dichloroethane	ND		0.20		ug/L			11/01/19 11:29	1
1,1-Dichloroethene	ND		0.20		ug/L			11/01/19 11:29	1
1,2,3-Trichloropropane	ND		0.20		ug/L			11/01/19 11:29	1
1,2-Dibromo-3-Chloropropane	ND		2.0		ug/L			11/01/19 11:29	1
1,2-Dibromoethane	ND		0.10		ug/L			11/01/19 11:29	1
1,2-Dichlorobenzene	ND		0.30		ug/L			11/01/19 11:29	1
1,2-Dichloroethane	ND		0.20		ug/L			11/01/19 11:29	1
1,2-Dichloropropane	ND		0.20		ug/L			11/01/19 11:29	1
1,4-Dichlorobenzene	ND		0.30		ug/L			11/01/19 11:29	1
2-Butanone	ND		10		ug/L			11/01/19 11:29	1
2-Hexanone	ND		3.0		ug/L			11/01/19 11:29	1
4-Methyl-2-pentanone	ND		5.0		ug/L			11/01/19 11:29	1
Acetone	ND		6.0		ug/L			11/01/19 11:29	1
Acrylonitrile	ND		10		ug/L			11/01/19 11:29	1
Benzene	ND		0.20		ug/L			11/01/19 11:29	1
Bromochloromethane	ND		0.20		ug/L			11/01/19 11:29	1
Bromodichloromethane	ND		0.20		ug/L			11/01/19 11:29	1
Bromoform	ND		0.50		ug/L			11/01/19 11:29	1
Bromomethane	ND		0.50		ug/L			11/01/19 11:29	1
Carbon disulfide	ND		0.30		ug/L			11/01/19 11:29	1
Carbon tetrachloride	ND		0.20		ug/L			11/01/19 11:29	1
Chlorobenzene	ND		0.20		ug/L			11/01/19 11:29	1
Chloroethane	ND		0.50		ug/L			11/01/19 11:29	1
Chloroform	ND		0.20		ug/L			11/01/19 11:29	1
Chloromethane	ND		0.50		ug/L			11/01/19 11:29	1
cis-1,2-Dichloroethene	ND		0.20		ug/L			11/01/19 11:29	1
cis-1,3-Dichloropropene	ND		0.20		ug/L			11/01/19 11:29	1
Dibromochloromethane	ND		0.20		ug/L			11/01/19 11:29	1
Dibromomethane	ND		0.20		ug/L			11/01/19 11:29	1
Ethylbenzene	ND		0.20		ug/L			11/01/19 11:29	1
m,p-Xylene	ND		0.50		ug/L			11/01/19 11:29	1
Methyl iodide	ND		0.50		ug/L			11/01/19 11:29	1
Methylene Chloride	ND		5.0		ug/L			11/01/19 11:29	1
o-Xylene	ND		0.50		ug/L			11/01/19 11:29	1
Styrene	ND		0.50		ug/L			11/01/19 11:29	1
Tetrachloroethene	ND		0.50		ug/L			11/01/19 11:29	1
Toluene	ND		0.20		ug/L			11/01/19 11:29	1
trans-1,2-Dichloroethene	ND		0.20		ug/L			11/01/19 11:29	1
trans-1,3-Dichloropropene	ND		0.20		ug/L			11/01/19 11:29	1
trans-1,4-Dichloro-2-butene	ND		2.0		ug/L			11/01/19 11:29	1
Trichloroethene	ND		0.20		ug/L			11/01/19 11:29	1
Trichlorofluoromethane	ND		0.50		ug/L			11/01/19 11:29	1
Vinyl acetate	ND		1.5		ug/L			11/01/19 11:29	1
Vinyl chloride	ND		0.020		ug/L			11/01/19 11:29	1

Client Sample Results

Client: SCS Engineers
 Project/Site: Coupeville Solid Waste Facility Groundwa

Job ID: 580-90350-1

Client Sample ID: 1019-20

Lab Sample ID: 580-90350-3

Date Collected: 10/23/19 11:50

Matrix: Water

Date Received: 10/25/19 11:30

Surrogate	%Recovery	Qualifier	Limits	Prepared	Analyzed	Dil Fac
1,2-Dichloroethane-d4 (Surr)	114		80 - 120		11/01/19 11:29	1
4-Bromofluorobenzene (Surr)	94		80 - 120		11/01/19 11:29	1
Dibromofluoromethane (Surr)	107		80 - 120		11/01/19 11:29	1
Toluene-d8 (Surr)	97		80 - 120		11/01/19 11:29	1
Trifluorotoluene (Surr)	108		80 - 120		11/01/19 11:29	1

Method: 6010C - Metals (ICP) - Dissolved

Analyte	Result	Qualifier	RL	MDL	Unit	D	Prepared	Analyzed	Dil Fac
Calcium	66		1.1		mg/L		11/06/19 08:24	11/07/19 13:12	1
Iron	ND		0.30		mg/L		11/06/19 08:24	11/07/19 13:12	1
Magnesium	40		1.1		mg/L		11/06/19 08:24	11/07/19 13:12	1
Manganese	ND		0.020		mg/L		11/06/19 08:24	11/07/19 13:12	1
Potassium	6.5		3.3		mg/L		11/06/19 08:24	11/07/19 13:12	1
Sodium	29		2.0		mg/L		11/06/19 08:24	11/07/19 13:12	1

Method: 6020A - Metals (ICP/MS) - Total Recoverable

Analyte	Result	Qualifier	RL	MDL	Unit	D	Prepared	Analyzed	Dil Fac
Antimony	ND		0.00040		mg/L		11/04/19 15:35	11/05/19 19:25	1
Arsenic	0.0078		0.0010		mg/L		11/04/19 15:35	11/05/19 19:25	1
Barium	0.016		0.0012		mg/L		11/04/19 15:35	11/05/19 19:25	1
Beryllium	ND		0.00040		mg/L		11/04/19 15:35	11/05/19 19:25	1
Cadmium	ND		0.00040		mg/L		11/04/19 15:35	11/05/19 19:25	1
Chromium	0.00055		0.00040		mg/L		11/04/19 15:35	11/05/19 19:25	1
Cobalt	ND		0.00040		mg/L		11/04/19 15:35	11/05/19 19:25	1
Copper	ND		0.0020		mg/L		11/04/19 15:35	11/05/19 19:25	1
Lead	ND		0.00080		mg/L		11/04/19 15:35	11/05/19 19:25	1
Nickel	ND		0.0030		mg/L		11/04/19 15:35	11/05/19 19:25	1
Selenium	ND		0.0080		mg/L		11/04/19 15:35	11/05/19 19:25	1
Silver	ND		0.00040		mg/L		11/04/19 15:35	11/05/19 19:25	1
Thallium	ND		0.0010		mg/L		11/04/19 15:35	11/05/19 19:25	1
Vanadium	ND		0.0040		mg/L		11/04/19 15:35	11/05/19 19:25	1
Zinc	ND		0.0070		mg/L		11/04/19 15:35	11/05/19 19:25	1

General Chemistry

Analyte	Result	Qualifier	RL	MDL	Unit	D	Prepared	Analyzed	Dil Fac
Fluoride	ND		0.20		mg/L			10/27/19 18:53	1
Chloride	39		0.90		mg/L			10/27/19 18:53	1
Sulfate	38		1.2		mg/L			10/27/19 18:53	1
Ammonia as N	ND		0.10		mg/L			11/05/19 11:45	1
Nitrate Nitrite as N	ND		0.15		mg/L			11/01/19 15:40	1
Total Organic Carbon	ND		1.0		mg/L			11/05/19 21:59	1
Analyte	Result	Qualifier	RL	RL	Unit	D	Prepared	Analyzed	Dil Fac
Alkalinity	250		5.0		mg/L			11/01/19 12:56	1
Bicarbonate Alkalinity as CaCO3	250		5.0		mg/L			11/01/19 12:56	1
Carbonate Alkalinity as CaCO3	ND		5.0		mg/L			11/01/19 12:56	1
Hydroxide Alkalinity as CaCO3	ND		5.0		mg/L			11/01/19 12:56	1
Total Dissolved Solids	350		10		mg/L			10/30/19 18:33	1
Chemical Oxygen Demand	ND		10		mg/L		11/07/19 09:30	11/07/19 09:30	1

Client Sample Results

Client: SCS Engineers
 Project/Site: Coupeville Solid Waste Facility Groundwa

Job ID: 580-90350-1

Client Sample ID: 1019-21

Lab Sample ID: 580-90350-4

Date Collected: 10/23/19 12:55

Matrix: Water

Date Received: 10/25/19 11:30

Method: 8260C - Volatile Organic Compounds (GC/MS)

Analyte	Result	Qualifier	RL	MDL	Unit	D	Prepared	Analyzed	Dil Fac
1,1,1,2-Tetrachloroethane	ND		0.30		ug/L			11/01/19 11:56	1
1,1,1-Trichloroethane	ND		0.20		ug/L			11/01/19 11:56	1
1,1,2,2-Tetrachloroethane	ND		0.20		ug/L			11/01/19 11:56	1
1,1,2-Trichloroethane	ND		0.20		ug/L			11/01/19 11:56	1
1,1-Dichloroethane	ND		0.20		ug/L			11/01/19 11:56	1
1,1-Dichloroethene	ND		0.20		ug/L			11/01/19 11:56	1
1,2,3-Trichloropropane	ND		0.20		ug/L			11/01/19 11:56	1
1,2-Dibromo-3-Chloropropane	ND		2.0		ug/L			11/01/19 11:56	1
1,2-Dibromoethane	ND		0.10		ug/L			11/01/19 11:56	1
1,2-Dichlorobenzene	ND		0.30		ug/L			11/01/19 11:56	1
1,2-Dichloroethane	ND		0.20		ug/L			11/01/19 11:56	1
1,2-Dichloropropane	ND		0.20		ug/L			11/01/19 11:56	1
1,4-Dichlorobenzene	ND		0.30		ug/L			11/01/19 11:56	1
2-Butanone	ND		10		ug/L			11/01/19 11:56	1
2-Hexanone	ND		3.0		ug/L			11/01/19 11:56	1
4-Methyl-2-pentanone	ND		5.0		ug/L			11/01/19 11:56	1
Acetone	ND		6.0		ug/L			11/01/19 11:56	1
Acrylonitrile	ND		10		ug/L			11/01/19 11:56	1
Benzene	ND		0.20		ug/L			11/01/19 11:56	1
Bromochloromethane	ND		0.20		ug/L			11/01/19 11:56	1
Bromodichloromethane	ND		0.20		ug/L			11/01/19 11:56	1
Bromoform	ND		0.50		ug/L			11/01/19 11:56	1
Bromomethane	ND		0.50		ug/L			11/01/19 11:56	1
Carbon disulfide	ND		0.30		ug/L			11/01/19 11:56	1
Carbon tetrachloride	ND		0.20		ug/L			11/01/19 11:56	1
Chlorobenzene	ND		0.20		ug/L			11/01/19 11:56	1
Chloroethane	ND		0.50		ug/L			11/01/19 11:56	1
Chloroform	ND		0.20		ug/L			11/01/19 11:56	1
Chloromethane	ND		0.50		ug/L			11/01/19 11:56	1
cis-1,2-Dichloroethene	ND		0.20		ug/L			11/01/19 11:56	1
cis-1,3-Dichloropropene	ND		0.20		ug/L			11/01/19 11:56	1
Dibromochloromethane	ND		0.20		ug/L			11/01/19 11:56	1
Dibromomethane	ND		0.20		ug/L			11/01/19 11:56	1
Ethylbenzene	ND		0.20		ug/L			11/01/19 11:56	1
m,p-Xylene	ND		0.50		ug/L			11/01/19 11:56	1
Methyl iodide	ND		0.50		ug/L			11/01/19 11:56	1
Methylene Chloride	ND		5.0		ug/L			11/01/19 11:56	1
o-Xylene	ND		0.50		ug/L			11/01/19 11:56	1
Styrene	ND		0.50		ug/L			11/01/19 11:56	1
Tetrachloroethene	ND		0.50		ug/L			11/01/19 11:56	1
Toluene	ND		0.20		ug/L			11/01/19 11:56	1
trans-1,2-Dichloroethene	ND		0.20		ug/L			11/01/19 11:56	1
trans-1,3-Dichloropropene	ND		0.20		ug/L			11/01/19 11:56	1
trans-1,4-Dichloro-2-butene	ND		2.0		ug/L			11/01/19 11:56	1
Trichloroethene	ND		0.20		ug/L			11/01/19 11:56	1
Trichlorofluoromethane	ND		0.50		ug/L			11/01/19 11:56	1
Vinyl acetate	ND		1.5		ug/L			11/01/19 11:56	1
Vinyl chloride	ND		0.020		ug/L			11/01/19 11:56	1

Client Sample Results

Client: SCS Engineers
 Project/Site: Coupeville Solid Waste Facility Groundwa

Job ID: 580-90350-1

Client Sample ID: 1019-21

Lab Sample ID: 580-90350-4

Date Collected: 10/23/19 12:55

Matrix: Water

Date Received: 10/25/19 11:30

Surrogate	%Recovery	Qualifier	Limits	Prepared	Analyzed	Dil Fac
1,2-Dichloroethane-d4 (Surr)	119		80 - 120		11/01/19 11:56	1
4-Bromofluorobenzene (Surr)	94		80 - 120		11/01/19 11:56	1
Dibromofluoromethane (Surr)	107		80 - 120		11/01/19 11:56	1
Toluene-d8 (Surr)	96		80 - 120		11/01/19 11:56	1
Trifluorotoluene (Surr)	113		80 - 120		11/01/19 11:56	1

Method: 6010C - Metals (ICP) - Dissolved

Analyte	Result	Qualifier	RL	MDL	Unit	D	Prepared	Analyzed	Dil Fac
Calcium	110		1.1		mg/L		11/06/19 08:24	11/07/19 13:15	1
Iron	ND		0.30		mg/L		11/06/19 08:24	11/07/19 13:15	1
Magnesium	38		1.1		mg/L		11/06/19 08:24	11/07/19 13:15	1
Manganese	ND		0.020		mg/L		11/06/19 08:24	11/07/19 13:15	1
Potassium	5.8		3.3		mg/L		11/06/19 08:24	11/07/19 13:15	1
Sodium	19		2.0		mg/L		11/06/19 08:24	11/07/19 13:15	1

Method: 6020A - Metals (ICP/MS) - Total Recoverable

Analyte	Result	Qualifier	RL	MDL	Unit	D	Prepared	Analyzed	Dil Fac
Antimony	ND		0.00040		mg/L		11/04/19 15:35	11/05/19 19:28	1
Arsenic	0.0028		0.0010		mg/L		11/04/19 15:35	11/05/19 19:28	1
Barium	0.030		0.0012		mg/L		11/04/19 15:35	11/05/19 19:28	1
Beryllium	ND		0.00040		mg/L		11/04/19 15:35	11/05/19 19:28	1
Cadmium	ND		0.00040		mg/L		11/04/19 15:35	11/05/19 19:28	1
Chromium	0.0048		0.00040		mg/L		11/04/19 15:35	11/05/19 19:28	1
Cobalt	ND		0.00040		mg/L		11/04/19 15:35	11/05/19 19:28	1
Copper	0.0027		0.0020		mg/L		11/04/19 15:35	11/05/19 19:28	1
Lead	ND		0.00080		mg/L		11/04/19 15:35	11/05/19 19:28	1
Nickel	0.0052		0.0030		mg/L		11/04/19 15:35	11/05/19 19:28	1
Selenium	ND		0.0080		mg/L		11/04/19 15:35	11/05/19 19:28	1
Silver	ND		0.00040		mg/L		11/04/19 15:35	11/05/19 19:28	1
Thallium	ND		0.0010		mg/L		11/04/19 15:35	11/05/19 19:28	1
Vanadium	0.0054		0.0040		mg/L		11/04/19 15:35	11/05/19 19:28	1
Zinc	0.0070		0.0070		mg/L		11/04/19 15:35	11/05/19 19:28	1

General Chemistry

Analyte	Result	Qualifier	RL	MDL	Unit	D	Prepared	Analyzed	Dil Fac
Fluoride	ND		0.20		mg/L			10/27/19 19:04	1
Chloride	22		0.90		mg/L			10/27/19 19:04	1
Sulfate	75		1.2		mg/L			10/27/19 19:04	1
Ammonia as N	ND		0.10		mg/L			11/05/19 11:47	1
Nitrate Nitrite as N	7.0		1.5		mg/L			11/01/19 15:44	10
Total Organic Carbon	ND		1.0		mg/L			11/05/19 22:14	1
Analyte	Result	Qualifier	RL	RL	Unit	D	Prepared	Analyzed	Dil Fac
Alkalinity	310		5.0		mg/L			11/01/19 12:56	1
Bicarbonate Alkalinity as CaCO3	310		5.0		mg/L			11/01/19 12:56	1
Carbonate Alkalinity as CaCO3	ND		5.0		mg/L			11/01/19 12:56	1
Hydroxide Alkalinity as CaCO3	ND		5.0		mg/L			11/01/19 12:56	1
Total Dissolved Solids	480		10		mg/L			10/30/19 18:33	1
Chemical Oxygen Demand	ND		10		mg/L		11/07/19 09:30	11/07/19 09:30	1

Client Sample Results

Client: SCS Engineers
 Project/Site: Coupeville Solid Waste Facility Groundwa

Job ID: 580-90350-1

Client Sample ID: 1019-22

Lab Sample ID: 580-90350-5

Date Collected: 10/23/19 14:05

Matrix: Water

Date Received: 10/25/19 11:30

Method: 8260C - Volatile Organic Compounds (GC/MS)

Analyte	Result	Qualifier	RL	MDL	Unit	D	Prepared	Analyzed	Dil Fac
1,1,1,2-Tetrachloroethane	ND		0.30		ug/L			11/01/19 12:23	1
1,1,1-Trichloroethane	ND		0.20		ug/L			11/01/19 12:23	1
1,1,2,2-Tetrachloroethane	ND		0.20		ug/L			11/01/19 12:23	1
1,1,2-Trichloroethane	ND		0.20		ug/L			11/01/19 12:23	1
1,1-Dichloroethane	ND		0.20		ug/L			11/01/19 12:23	1
1,1-Dichloroethene	ND		0.20		ug/L			11/01/19 12:23	1
1,2,3-Trichloropropane	ND		0.20		ug/L			11/01/19 12:23	1
1,2-Dibromo-3-Chloropropane	ND		2.0		ug/L			11/01/19 12:23	1
1,2-Dibromoethane	ND		0.10		ug/L			11/01/19 12:23	1
1,2-Dichlorobenzene	ND		0.30		ug/L			11/01/19 12:23	1
1,2-Dichloroethane	ND		0.20		ug/L			11/01/19 12:23	1
1,2-Dichloropropane	ND		0.20		ug/L			11/01/19 12:23	1
1,4-Dichlorobenzene	ND		0.30		ug/L			11/01/19 12:23	1
2-Butanone	ND		10		ug/L			11/01/19 12:23	1
2-Hexanone	ND		3.0		ug/L			11/01/19 12:23	1
4-Methyl-2-pentanone	ND		5.0		ug/L			11/01/19 12:23	1
Acetone	ND		6.0		ug/L			11/01/19 12:23	1
Acrylonitrile	ND		10		ug/L			11/01/19 12:23	1
Benzene	ND		0.20		ug/L			11/01/19 12:23	1
Bromochloromethane	ND		0.20		ug/L			11/01/19 12:23	1
Bromodichloromethane	ND		0.20		ug/L			11/01/19 12:23	1
Bromoform	ND		0.50		ug/L			11/01/19 12:23	1
Bromomethane	ND		0.50		ug/L			11/01/19 12:23	1
Carbon disulfide	ND		0.30		ug/L			11/01/19 12:23	1
Carbon tetrachloride	ND		0.20		ug/L			11/01/19 12:23	1
Chlorobenzene	ND		0.20		ug/L			11/01/19 12:23	1
Chloroethane	ND		0.50		ug/L			11/01/19 12:23	1
Chloroform	ND		0.20		ug/L			11/01/19 12:23	1
Chloromethane	ND		0.50		ug/L			11/01/19 12:23	1
cis-1,2-Dichloroethene	ND		0.20		ug/L			11/01/19 12:23	1
cis-1,3-Dichloropropene	ND		0.20		ug/L			11/01/19 12:23	1
Dibromochloromethane	ND		0.20		ug/L			11/01/19 12:23	1
Dibromomethane	ND		0.20		ug/L			11/01/19 12:23	1
Ethylbenzene	ND		0.20		ug/L			11/01/19 12:23	1
m,p-Xylene	ND		0.50		ug/L			11/01/19 12:23	1
Methyl iodide	ND		0.50		ug/L			11/01/19 12:23	1
Methylene Chloride	ND		5.0		ug/L			11/01/19 12:23	1
o-Xylene	ND		0.50		ug/L			11/01/19 12:23	1
Styrene	ND		0.50		ug/L			11/01/19 12:23	1
Tetrachloroethene	ND		0.50		ug/L			11/01/19 12:23	1
Toluene	ND		0.20		ug/L			11/01/19 12:23	1
trans-1,2-Dichloroethene	ND		0.20		ug/L			11/01/19 12:23	1
trans-1,3-Dichloropropene	ND		0.20		ug/L			11/01/19 12:23	1
trans-1,4-Dichloro-2-butene	ND		2.0		ug/L			11/01/19 12:23	1
Trichloroethene	ND		0.20		ug/L			11/01/19 12:23	1
Trichlorofluoromethane	ND		0.50		ug/L			11/01/19 12:23	1
Vinyl acetate	ND		1.5		ug/L			11/01/19 12:23	1
Vinyl chloride	ND		0.020		ug/L			11/01/19 12:23	1

Client Sample Results

Client: SCS Engineers
 Project/Site: Coupeville Solid Waste Facility Groundwa

Job ID: 580-90350-1

Client Sample ID: 1019-22

Lab Sample ID: 580-90350-5

Date Collected: 10/23/19 14:05

Matrix: Water

Date Received: 10/25/19 11:30

Surrogate	%Recovery	Qualifier	Limits	Prepared	Analyzed	Dil Fac
1,2-Dichloroethane-d4 (Surr)	117		80 - 120		11/01/19 12:23	1
4-Bromofluorobenzene (Surr)	94		80 - 120		11/01/19 12:23	1
Dibromofluoromethane (Surr)	106		80 - 120		11/01/19 12:23	1
Toluene-d8 (Surr)	98		80 - 120		11/01/19 12:23	1
Trifluorotoluene (Surr)	110		80 - 120		11/01/19 12:23	1

Method: 6010C - Metals (ICP) - Dissolved

Analyte	Result	Qualifier	RL	MDL	Unit	D	Prepared	Analyzed	Dil Fac
Calcium	71		1.1		mg/L		11/06/19 08:24	11/07/19 13:19	1
Iron	ND		0.30		mg/L		11/06/19 08:24	11/07/19 13:19	1
Magnesium	45		1.1		mg/L		11/06/19 08:24	11/07/19 13:19	1
Manganese	0.29		0.020		mg/L		11/06/19 08:24	11/07/19 13:19	1
Potassium	6.6		3.3		mg/L		11/06/19 08:24	11/07/19 13:19	1
Sodium	27		2.0		mg/L		11/06/19 08:24	11/07/19 13:19	1

Method: 6020A - Metals (ICP/MS) - Total Recoverable

Analyte	Result	Qualifier	RL	MDL	Unit	D	Prepared	Analyzed	Dil Fac
Antimony	ND		0.00040		mg/L		11/04/19 15:35	11/05/19 19:31	1
Arsenic	0.0064		0.0010		mg/L		11/04/19 15:35	11/05/19 19:31	1
Barium	0.027		0.0012		mg/L		11/04/19 15:35	11/05/19 19:31	1
Beryllium	ND		0.00040		mg/L		11/04/19 15:35	11/05/19 19:31	1
Cadmium	ND		0.00040		mg/L		11/04/19 15:35	11/05/19 19:31	1
Chromium	0.00046		0.00040		mg/L		11/04/19 15:35	11/05/19 19:31	1
Cobalt	ND		0.00040		mg/L		11/04/19 15:35	11/05/19 19:31	1
Copper	ND		0.0020		mg/L		11/04/19 15:35	11/05/19 19:31	1
Lead	ND		0.00080		mg/L		11/04/19 15:35	11/05/19 19:31	1
Nickel	ND		0.0030		mg/L		11/04/19 15:35	11/05/19 19:31	1
Selenium	ND		0.0080		mg/L		11/04/19 15:35	11/05/19 19:31	1
Silver	ND		0.00040		mg/L		11/04/19 15:35	11/05/19 19:31	1
Thallium	ND		0.0010		mg/L		11/04/19 15:35	11/05/19 19:31	1
Vanadium	ND		0.0040		mg/L		11/04/19 15:35	11/05/19 19:31	1
Zinc	ND		0.0070		mg/L		11/04/19 15:35	11/05/19 19:31	1

General Chemistry

Analyte	Result	Qualifier	RL	MDL	Unit	D	Prepared	Analyzed	Dil Fac
Fluoride	ND		0.20		mg/L			10/27/19 19:16	1
Chloride	36		0.90		mg/L			10/27/19 19:16	1
Sulfate	16		1.2		mg/L			10/27/19 19:16	1
Ammonia as N	ND		0.10		mg/L			11/05/19 11:57	1
Nitrate Nitrite as N	ND		0.15		mg/L			11/01/19 15:48	1
Total Organic Carbon	ND		1.0		mg/L			11/05/19 22:30	1
Analyte	Result	Qualifier	RL	RL	Unit	D	Prepared	Analyzed	Dil Fac
Alkalinity	330		5.0		mg/L			11/01/19 12:56	1
Bicarbonate Alkalinity as CaCO3	330		5.0		mg/L			11/01/19 12:56	1
Carbonate Alkalinity as CaCO3	ND		5.0		mg/L			11/01/19 12:56	1
Hydroxide Alkalinity as CaCO3	ND		5.0		mg/L			11/01/19 12:56	1
Total Dissolved Solids	360		10		mg/L			10/30/19 18:33	1
Chemical Oxygen Demand	ND		10		mg/L		11/07/19 09:30	11/07/19 09:30	1

Client Sample Results

Client: SCS Engineers
 Project/Site: Coupeville Solid Waste Facility Groundwa

Job ID: 580-90350-1

Client Sample ID: 1019-23

Lab Sample ID: 580-90350-6

Date Collected: 10/23/19 15:05

Matrix: Water

Date Received: 10/25/19 11:30

Method: 8260C - Volatile Organic Compounds (GC/MS)

Analyte	Result	Qualifier	RL	MDL	Unit	D	Prepared	Analyzed	Dil Fac
1,1,1,2-Tetrachloroethane	ND		0.30		ug/L			11/01/19 22:04	1
1,1,1-Trichloroethane	ND		0.20		ug/L			11/01/19 22:04	1
1,1,2,2-Tetrachloroethane	ND		0.20		ug/L			11/01/19 22:04	1
1,1,2-Trichloroethane	ND		0.20		ug/L			11/01/19 22:04	1
1,1-Dichloroethane	ND		0.20		ug/L			11/01/19 22:04	1
1,1-Dichloroethene	ND		0.20		ug/L			11/01/19 22:04	1
1,2,3-Trichloropropane	ND		0.20		ug/L			11/01/19 22:04	1
1,2-Dibromo-3-Chloropropane	ND		2.0		ug/L			11/01/19 22:04	1
1,2-Dibromoethane	ND		0.10		ug/L			11/01/19 22:04	1
1,2-Dichlorobenzene	ND		0.30		ug/L			11/01/19 22:04	1
1,2-Dichloroethane	ND		0.20		ug/L			11/01/19 22:04	1
1,2-Dichloropropane	ND		0.20		ug/L			11/01/19 22:04	1
1,4-Dichlorobenzene	ND		0.30		ug/L			11/01/19 22:04	1
2-Butanone	ND		10		ug/L			11/01/19 22:04	1
2-Hexanone	ND		3.0		ug/L			11/01/19 22:04	1
4-Methyl-2-pentanone	ND		5.0		ug/L			11/01/19 22:04	1
Acetone	ND *		6.0		ug/L			11/01/19 22:04	1
Acrylonitrile	ND		10		ug/L			11/01/19 22:04	1
Benzene	ND		0.20		ug/L			11/01/19 22:04	1
Bromochloromethane	ND		0.20		ug/L			11/01/19 22:04	1
Bromodichloromethane	ND		0.20		ug/L			11/01/19 22:04	1
Bromoform	ND		0.50		ug/L			11/01/19 22:04	1
Bromomethane	ND		0.50		ug/L			11/01/19 22:04	1
Carbon disulfide	ND		0.30		ug/L			11/01/19 22:04	1
Carbon tetrachloride	ND		0.20		ug/L			11/01/19 22:04	1
Chlorobenzene	ND		0.20		ug/L			11/01/19 22:04	1
Chloroethane	ND		0.50		ug/L			11/01/19 22:04	1
Chloroform	ND		0.20		ug/L			11/01/19 22:04	1
Chloromethane	ND		0.50		ug/L			11/01/19 22:04	1
cis-1,2-Dichloroethene	ND		0.20		ug/L			11/01/19 22:04	1
cis-1,3-Dichloropropene	ND		0.20		ug/L			11/01/19 22:04	1
Dibromochloromethane	ND		0.20		ug/L			11/01/19 22:04	1
Dibromomethane	ND		0.20		ug/L			11/01/19 22:04	1
Ethylbenzene	ND		0.20		ug/L			11/01/19 22:04	1
m,p-Xylene	ND		0.50		ug/L			11/01/19 22:04	1
Methyl iodide	ND		0.50		ug/L			11/01/19 22:04	1
Methylene Chloride	ND		5.0		ug/L			11/01/19 22:04	1
o-Xylene	ND		0.50		ug/L			11/01/19 22:04	1
Styrene	ND		0.50		ug/L			11/01/19 22:04	1
Tetrachloroethene	ND		0.50		ug/L			11/01/19 22:04	1
Toluene	ND		0.20		ug/L			11/01/19 22:04	1
trans-1,2-Dichloroethene	ND		0.20		ug/L			11/01/19 22:04	1
trans-1,3-Dichloropropene	ND		0.20		ug/L			11/01/19 22:04	1
trans-1,4-Dichloro-2-butene	ND		2.0		ug/L			11/01/19 22:04	1
Trichloroethene	ND		0.20		ug/L			11/01/19 22:04	1
Trichlorofluoromethane	ND		0.50		ug/L			11/01/19 22:04	1
Vinyl acetate	ND		1.5		ug/L			11/01/19 22:04	1
Vinyl chloride	ND		0.020		ug/L			11/01/19 22:04	1

Client Sample Results

Client: SCS Engineers
 Project/Site: Coupeville Solid Waste Facility Groundwa

Job ID: 580-90350-1

Client Sample ID: 1019-23

Lab Sample ID: 580-90350-6

Date Collected: 10/23/19 15:05

Matrix: Water

Date Received: 10/25/19 11:30

Surrogate	%Recovery	Qualifier	Limits	Prepared	Analyzed	Dil Fac
1,2-Dichloroethane-d4 (Surr)	117		80 - 120		11/01/19 22:04	1
4-Bromofluorobenzene (Surr)	95		80 - 120		11/01/19 22:04	1
Dibromofluoromethane (Surr)	105		80 - 120		11/01/19 22:04	1
Toluene-d8 (Surr)	98		80 - 120		11/01/19 22:04	1
Trifluorotoluene (Surr)	109		80 - 120		11/01/19 22:04	1

Method: 6010C - Metals (ICP) - Dissolved

Analyte	Result	Qualifier	RL	MDL	Unit	D	Prepared	Analyzed	Dil Fac
Calcium	130		1.1		mg/L		11/06/19 08:24	11/07/19 13:22	1
Iron	0.33		0.30		mg/L		11/06/19 08:24	11/07/19 13:22	1
Magnesium	100		1.1		mg/L		11/06/19 08:24	11/07/19 13:22	1
Manganese	0.31		0.020		mg/L		11/06/19 08:24	11/07/19 13:22	1
Potassium	9.6		3.3		mg/L		11/06/19 08:24	11/07/19 13:22	1
Sodium	49		2.0		mg/L		11/06/19 08:24	11/07/19 13:22	1

Method: 6020A - Metals (ICP/MS) - Total Recoverable

Analyte	Result	Qualifier	RL	MDL	Unit	D	Prepared	Analyzed	Dil Fac
Antimony	ND		0.00040		mg/L		11/04/19 15:35	11/05/19 19:34	1
Arsenic	0.0054		0.0010		mg/L		11/04/19 15:35	11/05/19 19:34	1
Barium	0.092		0.0012		mg/L		11/04/19 15:35	11/05/19 19:34	1
Beryllium	ND		0.00040		mg/L		11/04/19 15:35	11/05/19 19:34	1
Cadmium	ND		0.00040		mg/L		11/04/19 15:35	11/05/19 19:34	1
Chromium	ND		0.00040		mg/L		11/04/19 15:35	11/05/19 19:34	1
Cobalt	ND		0.00040		mg/L		11/04/19 15:35	11/05/19 19:34	1
Copper	ND		0.0020		mg/L		11/04/19 15:35	11/05/19 19:34	1
Lead	ND		0.00080		mg/L		11/04/19 15:35	11/05/19 19:34	1
Nickel	0.0082		0.0030		mg/L		11/04/19 15:35	11/05/19 19:34	1
Selenium	ND		0.0080		mg/L		11/04/19 15:35	11/05/19 19:34	1
Silver	ND		0.00040		mg/L		11/04/19 15:35	11/05/19 19:34	1
Thallium	ND		0.0010		mg/L		11/04/19 15:35	11/05/19 19:34	1
Vanadium	ND		0.0040		mg/L		11/04/19 15:35	11/05/19 19:34	1
Zinc	0.0073		0.0070		mg/L		11/04/19 15:35	11/05/19 19:34	1

General Chemistry

Analyte	Result	Qualifier	RL	MDL	Unit	D	Prepared	Analyzed	Dil Fac
Fluoride	ND		0.20		mg/L			10/27/19 19:28	1
Chloride	130		90		mg/L			11/05/19 11:05	100
Sulfate	170		120		mg/L			11/05/19 11:05	100
Ammonia as N	ND		0.10		mg/L			11/05/19 11:59	1
Nitrate Nitrite as N	ND		0.15		mg/L			11/01/19 15:49	1
Total Organic Carbon	3.5		1.0		mg/L			11/05/19 22:45	1
Analyte	Result	Qualifier	RL	RL	Unit	D	Prepared	Analyzed	Dil Fac
Alkalinity	490		5.0		mg/L			11/01/19 12:56	1
Bicarbonate Alkalinity as CaCO3	490		5.0		mg/L			11/01/19 12:56	1
Carbonate Alkalinity as CaCO3	ND		5.0		mg/L			11/01/19 12:56	1
Hydroxide Alkalinity as CaCO3	ND		5.0		mg/L			11/01/19 12:56	1
Total Dissolved Solids	840		10		mg/L			10/30/19 18:33	1
Chemical Oxygen Demand	ND		10		mg/L		11/07/19 09:30	11/07/19 09:30	1

Client Sample Results

Client: SCS Engineers
 Project/Site: Coupeville Solid Waste Facility Groundwa

Job ID: 580-90350-1

Client Sample ID: 1019-24

Lab Sample ID: 580-90350-7

Date Collected: 10/23/19 16:25

Matrix: Water

Date Received: 10/25/19 11:30

Method: 8260C - Volatile Organic Compounds (GC/MS)

Analyte	Result	Qualifier	RL	MDL	Unit	D	Prepared	Analyzed	Dil Fac
1,1,1,2-Tetrachloroethane	ND		0.30		ug/L			11/01/19 22:31	1
1,1,1-Trichloroethane	ND		0.20		ug/L			11/01/19 22:31	1
1,1,2,2-Tetrachloroethane	ND		0.20		ug/L			11/01/19 22:31	1
1,1,2-Trichloroethane	ND		0.20		ug/L			11/01/19 22:31	1
1,1-Dichloroethane	ND		0.20		ug/L			11/01/19 22:31	1
1,1-Dichloroethene	ND		0.20		ug/L			11/01/19 22:31	1
1,2,3-Trichloropropane	ND		0.20		ug/L			11/01/19 22:31	1
1,2-Dibromo-3-Chloropropane	ND		2.0		ug/L			11/01/19 22:31	1
1,2-Dibromoethane	ND		0.10		ug/L			11/01/19 22:31	1
1,2-Dichlorobenzene	ND		0.30		ug/L			11/01/19 22:31	1
1,2-Dichloroethane	ND		0.20		ug/L			11/01/19 22:31	1
1,2-Dichloropropane	ND		0.20		ug/L			11/01/19 22:31	1
1,4-Dichlorobenzene	ND		0.30		ug/L			11/01/19 22:31	1
2-Butanone	ND		10		ug/L			11/01/19 22:31	1
2-Hexanone	ND		3.0		ug/L			11/01/19 22:31	1
4-Methyl-2-pentanone	ND		5.0		ug/L			11/01/19 22:31	1
Acetone	ND	*	6.0		ug/L			11/01/19 22:31	1
Acrylonitrile	ND		10		ug/L			11/01/19 22:31	1
Benzene	ND		0.20		ug/L			11/01/19 22:31	1
Bromochloromethane	ND		0.20		ug/L			11/01/19 22:31	1
Bromodichloromethane	ND		0.20		ug/L			11/01/19 22:31	1
Bromoform	ND		0.50		ug/L			11/01/19 22:31	1
Bromomethane	ND		0.50		ug/L			11/01/19 22:31	1
Carbon disulfide	ND		0.30		ug/L			11/01/19 22:31	1
Carbon tetrachloride	ND		0.20		ug/L			11/01/19 22:31	1
Chlorobenzene	ND		0.20		ug/L			11/01/19 22:31	1
Chloroethane	ND		0.50		ug/L			11/01/19 22:31	1
Chloroform	ND		0.20		ug/L			11/01/19 22:31	1
Chloromethane	ND		0.50		ug/L			11/01/19 22:31	1
cis-1,2-Dichloroethene	ND		0.20		ug/L			11/01/19 22:31	1
cis-1,3-Dichloropropene	ND		0.20		ug/L			11/01/19 22:31	1
Dibromochloromethane	ND		0.20		ug/L			11/01/19 22:31	1
Dibromomethane	ND		0.20		ug/L			11/01/19 22:31	1
Ethylbenzene	ND		0.20		ug/L			11/01/19 22:31	1
m,p-Xylene	ND		0.50		ug/L			11/01/19 22:31	1
Methyl iodide	ND		0.50		ug/L			11/01/19 22:31	1
Methylene Chloride	ND		5.0		ug/L			11/01/19 22:31	1
o-Xylene	ND		0.50		ug/L			11/01/19 22:31	1
Styrene	ND		0.50		ug/L			11/01/19 22:31	1
Tetrachloroethene	ND		0.50		ug/L			11/01/19 22:31	1
Toluene	ND		0.20		ug/L			11/01/19 22:31	1
trans-1,2-Dichloroethene	ND		0.20		ug/L			11/01/19 22:31	1
trans-1,3-Dichloropropene	ND		0.20		ug/L			11/01/19 22:31	1
trans-1,4-Dichloro-2-butene	ND		2.0		ug/L			11/01/19 22:31	1
Trichloroethene	ND		0.20		ug/L			11/01/19 22:31	1
Trichlorofluoromethane	ND		0.50		ug/L			11/01/19 22:31	1
Vinyl acetate	ND		1.5		ug/L			11/01/19 22:31	1
Vinyl chloride	ND		0.020		ug/L			11/01/19 22:31	1

Client Sample Results

Client: SCS Engineers
 Project/Site: Coupeville Solid Waste Facility Groundwa

Job ID: 580-90350-1

Client Sample ID: 1019-24

Lab Sample ID: 580-90350-7

Date Collected: 10/23/19 16:25

Matrix: Water

Date Received: 10/25/19 11:30

Surrogate	%Recovery	Qualifier	Limits	Prepared	Analyzed	Dil Fac
1,2-Dichloroethane-d4 (Surr)	118		80 - 120		11/01/19 22:31	1
4-Bromofluorobenzene (Surr)	94		80 - 120		11/01/19 22:31	1
Dibromofluoromethane (Surr)	108		80 - 120		11/01/19 22:31	1
Toluene-d8 (Surr)	98		80 - 120		11/01/19 22:31	1
Trifluorotoluene (Surr)	108		80 - 120		11/01/19 22:31	1

Method: 6010C - Metals (ICP) - Dissolved

Analyte	Result	Qualifier	RL	MDL	Unit	D	Prepared	Analyzed	Dil Fac
Calcium	82		1.1		mg/L		11/06/19 08:24	11/07/19 13:25	1
Iron	ND		0.30		mg/L		11/06/19 08:24	11/07/19 13:25	1
Magnesium	60		1.1		mg/L		11/06/19 08:24	11/07/19 13:25	1
Manganese	0.16		0.020		mg/L		11/06/19 08:24	11/07/19 13:25	1
Potassium	7.8		3.3		mg/L		11/06/19 08:24	11/07/19 13:25	1
Sodium	39		2.0		mg/L		11/06/19 08:24	11/07/19 13:25	1

Method: 6020A - Metals (ICP/MS) - Total Recoverable

Analyte	Result	Qualifier	RL	MDL	Unit	D	Prepared	Analyzed	Dil Fac
Antimony	ND		0.00040		mg/L		11/04/19 15:35	11/05/19 19:37	1
Arsenic	0.0078		0.0010		mg/L		11/04/19 15:35	11/05/19 19:37	1
Barium	0.039		0.0012		mg/L		11/04/19 15:35	11/05/19 19:37	1
Beryllium	ND		0.00040		mg/L		11/04/19 15:35	11/05/19 19:37	1
Cadmium	ND		0.00040		mg/L		11/04/19 15:35	11/05/19 19:37	1
Chromium	0.0010		0.00040		mg/L		11/04/19 15:35	11/05/19 19:37	1
Cobalt	ND		0.00040		mg/L		11/04/19 15:35	11/05/19 19:37	1
Copper	ND		0.0020		mg/L		11/04/19 15:35	11/05/19 19:37	1
Lead	ND		0.00080		mg/L		11/04/19 15:35	11/05/19 19:37	1
Nickel	ND		0.0030		mg/L		11/04/19 15:35	11/05/19 19:37	1
Selenium	ND		0.0080		mg/L		11/04/19 15:35	11/05/19 19:37	1
Silver	ND		0.00040		mg/L		11/04/19 15:35	11/05/19 19:37	1
Thallium	ND		0.0010		mg/L		11/04/19 15:35	11/05/19 19:37	1
Vanadium	ND		0.0040		mg/L		11/04/19 15:35	11/05/19 19:37	1
Zinc	0.016		0.0070		mg/L		11/04/19 15:35	11/05/19 19:37	1

General Chemistry

Analyte	Result	Qualifier	RL	MDL	Unit	D	Prepared	Analyzed	Dil Fac
Fluoride	ND		0.20		mg/L			10/27/19 19:40	1
Chloride	75		0.90		mg/L			10/27/19 19:40	1
Sulfate	32		1.2		mg/L			10/27/19 19:40	1
Ammonia as N	0.11		0.10		mg/L			11/05/19 12:01	1
Nitrate Nitrite as N	ND		0.15		mg/L			11/01/19 15:50	1
Total Organic Carbon	2.4		1.0		mg/L			11/07/19 16:33	1
Analyte	Result	Qualifier	RL	RL	Unit	D	Prepared	Analyzed	Dil Fac
Alkalinity	350		5.0		mg/L			10/31/19 14:16	1
Bicarbonate Alkalinity as CaCO3	350		5.0		mg/L			10/31/19 14:16	1
Carbonate Alkalinity as CaCO3	ND		5.0		mg/L			10/31/19 14:16	1
Hydroxide Alkalinity as CaCO3	ND		5.0		mg/L			10/31/19 14:16	1
Total Dissolved Solids	460		10		mg/L			10/30/19 18:33	1
Chemical Oxygen Demand	ND		10		mg/L		11/07/19 09:30	11/07/19 09:30	1

Client Sample Results

Client: SCS Engineers
 Project/Site: Coupeville Solid Waste Facility Groundwa

Job ID: 580-90350-1

Client Sample ID: 1019-25

Lab Sample ID: 580-90350-8

Date Collected: 10/23/19 17:10

Matrix: Water

Date Received: 10/25/19 11:30

Method: 8260C - Volatile Organic Compounds (GC/MS)

Analyte	Result	Qualifier	RL	MDL	Unit	D	Prepared	Analyzed	Dil Fac
1,1,1,2-Tetrachloroethane	ND		0.30		ug/L			11/01/19 22:58	1
1,1,1-Trichloroethane	ND		0.20		ug/L			11/01/19 22:58	1
1,1,2,2-Tetrachloroethane	ND		0.20		ug/L			11/01/19 22:58	1
1,1,2-Trichloroethane	ND		0.20		ug/L			11/01/19 22:58	1
1,1-Dichloroethane	ND		0.20		ug/L			11/01/19 22:58	1
1,1-Dichloroethene	ND		0.20		ug/L			11/01/19 22:58	1
1,2,3-Trichloropropane	ND		0.20		ug/L			11/01/19 22:58	1
1,2-Dibromo-3-Chloropropane	ND		2.0		ug/L			11/01/19 22:58	1
1,2-Dibromoethane	ND		0.10		ug/L			11/01/19 22:58	1
1,2-Dichlorobenzene	ND		0.30		ug/L			11/01/19 22:58	1
1,2-Dichloroethane	ND		0.20		ug/L			11/01/19 22:58	1
1,2-Dichloropropane	ND		0.20		ug/L			11/01/19 22:58	1
1,4-Dichlorobenzene	ND		0.30		ug/L			11/01/19 22:58	1
2-Butanone	ND		10		ug/L			11/01/19 22:58	1
2-Hexanone	ND		3.0		ug/L			11/01/19 22:58	1
4-Methyl-2-pentanone	ND		5.0		ug/L			11/01/19 22:58	1
Acetone	ND	*	6.0		ug/L			11/01/19 22:58	1
Acrylonitrile	ND		10		ug/L			11/01/19 22:58	1
Benzene	ND		0.20		ug/L			11/01/19 22:58	1
Bromochloromethane	ND		0.20		ug/L			11/01/19 22:58	1
Bromodichloromethane	ND		0.20		ug/L			11/01/19 22:58	1
Bromoform	ND		0.50		ug/L			11/01/19 22:58	1
Bromomethane	ND		0.50		ug/L			11/01/19 22:58	1
Carbon disulfide	ND		0.30		ug/L			11/01/19 22:58	1
Carbon tetrachloride	ND		0.20		ug/L			11/01/19 22:58	1
Chlorobenzene	ND		0.20		ug/L			11/01/19 22:58	1
Chloroethane	ND		0.50		ug/L			11/01/19 22:58	1
Chloroform	ND		0.20		ug/L			11/01/19 22:58	1
Chloromethane	ND		0.50		ug/L			11/01/19 22:58	1
cis-1,2-Dichloroethene	ND		0.20		ug/L			11/01/19 22:58	1
cis-1,3-Dichloropropene	ND		0.20		ug/L			11/01/19 22:58	1
Dibromochloromethane	ND		0.20		ug/L			11/01/19 22:58	1
Dibromomethane	ND		0.20		ug/L			11/01/19 22:58	1
Ethylbenzene	ND		0.20		ug/L			11/01/19 22:58	1
m,p-Xylene	ND		0.50		ug/L			11/01/19 22:58	1
Methyl iodide	ND		0.50		ug/L			11/01/19 22:58	1
Methylene Chloride	ND		5.0		ug/L			11/01/19 22:58	1
o-Xylene	ND		0.50		ug/L			11/01/19 22:58	1
Styrene	ND		0.50		ug/L			11/01/19 22:58	1
Tetrachloroethene	ND		0.50		ug/L			11/01/19 22:58	1
Toluene	ND		0.20		ug/L			11/01/19 22:58	1
trans-1,2-Dichloroethene	ND		0.20		ug/L			11/01/19 22:58	1
trans-1,3-Dichloropropene	ND		0.20		ug/L			11/01/19 22:58	1
trans-1,4-Dichloro-2-butene	ND		2.0		ug/L			11/01/19 22:58	1
Trichloroethene	ND		0.20		ug/L			11/01/19 22:58	1
Trichlorofluoromethane	ND		0.50		ug/L			11/01/19 22:58	1
Vinyl acetate	ND		1.5		ug/L			11/01/19 22:58	1
Vinyl chloride	ND		0.020		ug/L			11/01/19 22:58	1

Client Sample Results

Client: SCS Engineers
 Project/Site: Coupeville Solid Waste Facility Groundwa

Job ID: 580-90350-1

Client Sample ID: 1019-25

Lab Sample ID: 580-90350-8

Date Collected: 10/23/19 17:10

Matrix: Water

Date Received: 10/25/19 11:30

Surrogate	%Recovery	Qualifier	Limits	Prepared	Analyzed	Dil Fac
1,2-Dichloroethane-d4 (Surr)	118		80 - 120		11/01/19 22:58	1
4-Bromofluorobenzene (Surr)	93		80 - 120		11/01/19 22:58	1
Dibromofluoromethane (Surr)	108		80 - 120		11/01/19 22:58	1
Toluene-d8 (Surr)	98		80 - 120		11/01/19 22:58	1
Trifluorotoluene (Surr)	107		80 - 120		11/01/19 22:58	1

Method: 6010C - Metals (ICP) - Dissolved

Analyte	Result	Qualifier	RL	MDL	Unit	D	Prepared	Analyzed	Dil Fac
Calcium	82		1.1		mg/L		11/06/19 08:24	11/07/19 13:28	1
Iron	ND		0.30		mg/L		11/06/19 08:24	11/07/19 13:28	1
Magnesium	56		1.1		mg/L		11/06/19 08:24	11/07/19 13:28	1
Manganese	0.20		0.020		mg/L		11/06/19 08:24	11/07/19 13:28	1
Potassium	6.5		3.3		mg/L		11/06/19 08:24	11/07/19 13:28	1
Sodium	36		2.0		mg/L		11/06/19 08:24	11/07/19 13:28	1

Method: 6020A - Metals (ICP/MS) - Total Recoverable

Analyte	Result	Qualifier	RL	MDL	Unit	D	Prepared	Analyzed	Dil Fac
Antimony	ND		0.00040		mg/L		11/04/19 15:35	11/05/19 19:40	1
Arsenic	0.0055		0.0010		mg/L		11/04/19 15:35	11/05/19 19:40	1
Barium	0.030		0.0012		mg/L		11/04/19 15:35	11/05/19 19:40	1
Beryllium	ND		0.00040		mg/L		11/04/19 15:35	11/05/19 19:40	1
Cadmium	ND		0.00040		mg/L		11/04/19 15:35	11/05/19 19:40	1
Chromium	ND		0.00040		mg/L		11/04/19 15:35	11/05/19 19:40	1
Cobalt	ND		0.00040		mg/L		11/04/19 15:35	11/05/19 19:40	1
Copper	ND		0.0020		mg/L		11/04/19 15:35	11/05/19 19:40	1
Lead	ND		0.00080		mg/L		11/04/19 15:35	11/05/19 19:40	1
Nickel	ND		0.0030		mg/L		11/04/19 15:35	11/05/19 19:40	1
Selenium	ND		0.0080		mg/L		11/04/19 15:35	11/05/19 19:40	1
Silver	ND		0.00040		mg/L		11/04/19 15:35	11/05/19 19:40	1
Thallium	ND		0.0010		mg/L		11/04/19 15:35	11/05/19 19:40	1
Vanadium	ND		0.0040		mg/L		11/04/19 15:35	11/05/19 19:40	1
Zinc	ND		0.0070		mg/L		11/04/19 15:35	11/05/19 19:40	1

General Chemistry

Analyte	Result	Qualifier	RL	MDL	Unit	D	Prepared	Analyzed	Dil Fac
Fluoride	ND		0.20		mg/L			10/27/19 20:15	1
Chloride	62		0.90		mg/L			10/27/19 20:15	1
Sulfate	31		1.2		mg/L			10/27/19 20:15	1
Ammonia as N	ND		0.10		mg/L			11/05/19 12:03	1
Nitrate Nitrite as N	ND		0.15		mg/L			11/01/19 15:51	1
Total Organic Carbon	2.2		1.0		mg/L			11/07/19 16:48	1

Analyte	Result	Qualifier	RL	RL	Unit	D	Prepared	Analyzed	Dil Fac
Alkalinity	350		5.0		mg/L			10/31/19 14:16	1
Bicarbonate Alkalinity as CaCO3	350		5.0		mg/L			10/31/19 14:16	1
Carbonate Alkalinity as CaCO3	ND		5.0		mg/L			10/31/19 14:16	1
Hydroxide Alkalinity as CaCO3	ND		5.0		mg/L			10/31/19 14:16	1
Total Dissolved Solids	480		10		mg/L			10/30/19 18:33	1
Chemical Oxygen Demand	ND		10		mg/L		11/07/19 09:30	11/07/19 09:30	1

Client Sample Results

Client: SCS Engineers
 Project/Site: Coupeville Solid Waste Facility Groundwa

Job ID: 580-90350-1

Client Sample ID: 1019-26

Lab Sample ID: 580-90350-9

Date Collected: 10/24/19 10:13

Matrix: Water

Date Received: 10/25/19 11:30

Method: 8260C - Volatile Organic Compounds (GC/MS)

Analyte	Result	Qualifier	RL	MDL	Unit	D	Prepared	Analyzed	Dil Fac
1,1,1,2-Tetrachloroethane	ND		0.30		ug/L			11/05/19 03:13	1
1,1,1-Trichloroethane	ND		0.20		ug/L			11/05/19 03:13	1
1,1,2,2-Tetrachloroethane	ND		0.20		ug/L			11/05/19 03:13	1
1,1,2-Trichloroethane	ND		0.20		ug/L			11/05/19 03:13	1
1,1-Dichloroethane	ND		0.20		ug/L			11/05/19 03:13	1
1,1-Dichloroethene	ND		0.20		ug/L			11/05/19 03:13	1
1,2,3-Trichloropropane	ND		0.20		ug/L			11/05/19 03:13	1
1,2-Dibromo-3-Chloropropane	ND		2.0		ug/L			11/05/19 03:13	1
1,2-Dibromoethane	ND		0.10		ug/L			11/05/19 03:13	1
1,2-Dichlorobenzene	ND		0.30		ug/L			11/05/19 03:13	1
1,2-Dichloroethane	ND		0.20		ug/L			11/05/19 03:13	1
1,2-Dichloropropane	ND		0.20		ug/L			11/05/19 03:13	1
1,4-Dichlorobenzene	ND		0.30		ug/L			11/05/19 03:13	1
2-Butanone	ND		10		ug/L			11/05/19 03:13	1
2-Hexanone	ND *		3.0		ug/L			11/05/19 03:13	1
4-Methyl-2-pentanone	ND		5.0		ug/L			11/05/19 03:13	1
Acetone	ND		6.0		ug/L			11/05/19 03:13	1
Acrylonitrile	ND		10		ug/L			11/05/19 03:13	1
Benzene	ND		0.20		ug/L			11/05/19 03:13	1
Bromochloromethane	ND		0.20		ug/L			11/05/19 03:13	1
Bromodichloromethane	ND		0.20		ug/L			11/05/19 03:13	1
Bromoform	ND		0.50		ug/L			11/05/19 03:13	1
Bromomethane	ND		0.50		ug/L			11/05/19 03:13	1
Carbon disulfide	ND		0.30		ug/L			11/05/19 03:13	1
Carbon tetrachloride	ND		0.20		ug/L			11/05/19 03:13	1
Chlorobenzene	ND		0.20		ug/L			11/05/19 03:13	1
Chloroethane	ND		0.50		ug/L			11/05/19 03:13	1
Chloroform	ND		0.20		ug/L			11/05/19 03:13	1
Chloromethane	ND		0.50		ug/L			11/05/19 03:13	1
cis-1,2-Dichloroethene	ND		0.20		ug/L			11/05/19 03:13	1
cis-1,3-Dichloropropene	ND		0.20		ug/L			11/05/19 03:13	1
Dibromochloromethane	ND		0.20		ug/L			11/05/19 03:13	1
Dibromomethane	ND		0.20		ug/L			11/05/19 03:13	1
Ethylbenzene	ND		0.20		ug/L			11/05/19 03:13	1
m,p-Xylene	ND		0.50		ug/L			11/05/19 03:13	1
Methyl iodide	ND		0.50		ug/L			11/05/19 03:13	1
Methylene Chloride	ND		5.0		ug/L			11/05/19 03:13	1
o-Xylene	ND		0.50		ug/L			11/05/19 03:13	1
Styrene	ND		0.50		ug/L			11/05/19 03:13	1
Tetrachloroethene	ND		0.50		ug/L			11/05/19 03:13	1
Toluene	ND		0.20		ug/L			11/05/19 03:13	1
trans-1,2-Dichloroethene	ND		0.20		ug/L			11/05/19 03:13	1
trans-1,3-Dichloropropene	ND		0.20		ug/L			11/05/19 03:13	1
trans-1,4-Dichloro-2-butene	ND		2.0		ug/L			11/05/19 03:13	1
Trichloroethene	ND		0.20		ug/L			11/05/19 03:13	1
Trichlorofluoromethane	ND		0.50		ug/L			11/05/19 03:13	1
Vinyl acetate	ND		1.5		ug/L			11/05/19 03:13	1
Vinyl chloride	ND		0.020		ug/L			11/05/19 03:13	1

Client Sample Results

Client: SCS Engineers
 Project/Site: Coupeville Solid Waste Facility Groundwa

Job ID: 580-90350-1

Client Sample ID: 1019-26

Lab Sample ID: 580-90350-9

Date Collected: 10/24/19 10:13

Matrix: Water

Date Received: 10/25/19 11:30

Surrogate	%Recovery	Qualifier	Limits	Prepared	Analyzed	Dil Fac
1,2-Dichloroethane-d4 (Surr)	108		80 - 120		11/05/19 03:13	1
4-Bromofluorobenzene (Surr)	101		80 - 120		11/05/19 03:13	1
Dibromofluoromethane (Surr)	99		80 - 120		11/05/19 03:13	1
Toluene-d8 (Surr)	97		80 - 120		11/05/19 03:13	1
Trifluorotoluene (Surr)	103		80 - 120		11/05/19 03:13	1

Method: 6010C - Metals (ICP) - Dissolved

Analyte	Result	Qualifier	RL	MDL	Unit	D	Prepared	Analyzed	Dil Fac
Calcium	52		1.1		mg/L		11/06/19 08:24	11/07/19 13:32	1
Iron	1.3		0.30		mg/L		11/06/19 08:24	11/07/19 13:32	1
Magnesium	28		1.1		mg/L		11/06/19 08:24	11/07/19 13:32	1
Manganese	0.29		0.020		mg/L		11/06/19 08:24	11/07/19 13:32	1
Potassium	5.6		3.3		mg/L		11/06/19 08:24	11/07/19 13:32	1
Sodium	25		2.0		mg/L		11/06/19 08:24	11/07/19 13:32	1

Method: 6020A - Metals (ICP/MS) - Total Recoverable

Analyte	Result	Qualifier	RL	MDL	Unit	D	Prepared	Analyzed	Dil Fac
Antimony	ND		0.00040		mg/L		11/04/19 15:35	11/05/19 19:43	1
Arsenic	0.0040		0.0010		mg/L		11/04/19 15:35	11/05/19 19:43	1
Barium	0.070		0.0012		mg/L		11/04/19 15:35	11/05/19 19:43	1
Beryllium	ND		0.00040		mg/L		11/04/19 15:35	11/05/19 19:43	1
Cadmium	ND		0.00040		mg/L		11/04/19 15:35	11/05/19 19:43	1
Chromium	ND		0.00040		mg/L		11/04/19 15:35	11/05/19 19:43	1
Cobalt	ND		0.00040		mg/L		11/04/19 15:35	11/05/19 19:43	1
Copper	ND		0.0020		mg/L		11/04/19 15:35	11/05/19 19:43	1
Lead	ND		0.00080		mg/L		11/04/19 15:35	11/05/19 19:43	1
Nickel	ND		0.0030		mg/L		11/04/19 15:35	11/05/19 19:43	1
Selenium	ND		0.0080		mg/L		11/04/19 15:35	11/05/19 19:43	1
Silver	ND		0.00040		mg/L		11/04/19 15:35	11/05/19 19:43	1
Thallium	ND		0.0010		mg/L		11/04/19 15:35	11/05/19 19:43	1
Vanadium	ND		0.0040		mg/L		11/04/19 15:35	11/05/19 19:43	1
Zinc	ND		0.0070		mg/L		11/04/19 15:35	11/05/19 19:43	1

General Chemistry

Analyte	Result	Qualifier	RL	MDL	Unit	D	Prepared	Analyzed	Dil Fac
Fluoride	ND		0.20		mg/L			10/27/19 16:56	1
Chloride	14		0.90		mg/L			10/27/19 16:56	1
Sulfate	26		1.2		mg/L			10/27/19 16:56	1
Ammonia as N	0.14		0.10		mg/L			11/05/19 12:17	1
Nitrate Nitrite as N	ND		0.15		mg/L			11/01/19 15:52	1
Total Organic Carbon	ND		1.0		mg/L			11/07/19 17:04	1

Analyte	Result	Qualifier	RL	RL	Unit	D	Prepared	Analyzed	Dil Fac
Alkalinity	230		5.0		mg/L			11/04/19 16:31	1
Bicarbonate Alkalinity as CaCO3	230		5.0		mg/L			11/04/19 16:31	1
Carbonate Alkalinity as CaCO3	ND		5.0		mg/L			11/04/19 16:31	1
Hydroxide Alkalinity as CaCO3	ND		5.0		mg/L			11/04/19 16:31	1
Total Dissolved Solids	270		10		mg/L			10/31/19 14:39	1
Chemical Oxygen Demand	ND		10		mg/L		11/07/19 09:30	11/07/19 09:30	1

Client Sample Results

Client: SCS Engineers
 Project/Site: Coupeville Solid Waste Facility Groundwa

Job ID: 580-90350-1

Client Sample ID: 1019-27

Lab Sample ID: 580-90350-10

Date Collected: 10/24/19 11:17

Matrix: Water

Date Received: 10/25/19 11:30

Method: 8260C - Volatile Organic Compounds (GC/MS)

Analyte	Result	Qualifier	RL	MDL	Unit	D	Prepared	Analyzed	Dil Fac
1,1,1,2-Tetrachloroethane	ND		0.30		ug/L			11/05/19 03:39	1
1,1,1-Trichloroethane	ND		0.20		ug/L			11/05/19 03:39	1
1,1,2,2-Tetrachloroethane	ND		0.20		ug/L			11/05/19 03:39	1
1,1,2-Trichloroethane	ND		0.20		ug/L			11/05/19 03:39	1
1,1-Dichloroethane	ND		0.20		ug/L			11/05/19 03:39	1
1,1-Dichloroethene	ND		0.20		ug/L			11/05/19 03:39	1
1,2,3-Trichloropropane	ND		0.20		ug/L			11/05/19 03:39	1
1,2-Dibromo-3-Chloropropane	ND		2.0		ug/L			11/05/19 03:39	1
1,2-Dibromoethane	ND		0.10		ug/L			11/05/19 03:39	1
1,2-Dichlorobenzene	ND		0.30		ug/L			11/05/19 03:39	1
1,2-Dichloroethane	ND		0.20		ug/L			11/05/19 03:39	1
1,2-Dichloropropane	ND		0.20		ug/L			11/05/19 03:39	1
1,4-Dichlorobenzene	ND		0.30		ug/L			11/05/19 03:39	1
2-Butanone	ND		10		ug/L			11/05/19 03:39	1
2-Hexanone	ND *		3.0		ug/L			11/05/19 03:39	1
4-Methyl-2-pentanone	ND		5.0		ug/L			11/05/19 03:39	1
Acetone	ND		6.0		ug/L			11/05/19 03:39	1
Acrylonitrile	ND		10		ug/L			11/05/19 03:39	1
Benzene	ND		0.20		ug/L			11/05/19 03:39	1
Bromochloromethane	ND		0.20		ug/L			11/05/19 03:39	1
Bromodichloromethane	ND		0.20		ug/L			11/05/19 03:39	1
Bromoform	ND		0.50		ug/L			11/05/19 03:39	1
Bromomethane	ND		0.50		ug/L			11/05/19 03:39	1
Carbon disulfide	ND		0.30		ug/L			11/05/19 03:39	1
Carbon tetrachloride	ND		0.20		ug/L			11/05/19 03:39	1
Chlorobenzene	ND		0.20		ug/L			11/05/19 03:39	1
Chloroethane	ND		0.50		ug/L			11/05/19 03:39	1
Chloroform	ND		0.20		ug/L			11/05/19 03:39	1
Chloromethane	ND		0.50		ug/L			11/05/19 03:39	1
cis-1,2-Dichloroethene	ND		0.20		ug/L			11/05/19 03:39	1
cis-1,3-Dichloropropene	ND		0.20		ug/L			11/05/19 03:39	1
Dibromochloromethane	ND		0.20		ug/L			11/05/19 03:39	1
Dibromomethane	ND		0.20		ug/L			11/05/19 03:39	1
Ethylbenzene	ND		0.20		ug/L			11/05/19 03:39	1
m,p-Xylene	ND		0.50		ug/L			11/05/19 03:39	1
Methyl iodide	ND		0.50		ug/L			11/05/19 03:39	1
Methylene Chloride	ND		5.0		ug/L			11/05/19 03:39	1
o-Xylene	ND		0.50		ug/L			11/05/19 03:39	1
Styrene	ND		0.50		ug/L			11/05/19 03:39	1
Tetrachloroethene	ND		0.50		ug/L			11/05/19 03:39	1
Toluene	ND		0.20		ug/L			11/05/19 03:39	1
trans-1,2-Dichloroethene	ND		0.20		ug/L			11/05/19 03:39	1
trans-1,3-Dichloropropene	ND		0.20		ug/L			11/05/19 03:39	1
trans-1,4-Dichloro-2-butene	ND		2.0		ug/L			11/05/19 03:39	1
Trichloroethene	ND		0.20		ug/L			11/05/19 03:39	1
Trichlorofluoromethane	ND		0.50		ug/L			11/05/19 03:39	1
Vinyl acetate	ND		1.5		ug/L			11/05/19 03:39	1
Vinyl chloride	ND		0.020		ug/L			11/05/19 03:39	1

Client Sample Results

Client: SCS Engineers
 Project/Site: Coupeville Solid Waste Facility Groundwa

Job ID: 580-90350-1

Client Sample ID: 1019-27

Lab Sample ID: 580-90350-10

Date Collected: 10/24/19 11:17

Matrix: Water

Date Received: 10/25/19 11:30

Surrogate	%Recovery	Qualifier	Limits	Prepared	Analyzed	Dil Fac
1,2-Dichloroethane-d4 (Surr)	171	X	80 - 120		11/05/19 03:39	1
4-Bromofluorobenzene (Surr)	102		80 - 120		11/05/19 03:39	1
Dibromofluoromethane (Surr)	110		80 - 120		11/05/19 03:39	1
Toluene-d8 (Surr)	93		80 - 120		11/05/19 03:39	1
Trifluorotoluene (Surr)	95		80 - 120		11/05/19 03:39	1

Method: 6010C - Metals (ICP) - Dissolved

Analyte	Result	Qualifier	RL	MDL	Unit	D	Prepared	Analyzed	Dil Fac
Calcium	68		1.1		mg/L		11/06/19 08:24	11/07/19 13:35	1
Iron	0.37		0.30		mg/L		11/06/19 08:24	11/07/19 13:35	1
Magnesium	47		1.1		mg/L		11/06/19 08:24	11/07/19 13:35	1
Manganese	0.16		0.020		mg/L		11/06/19 08:24	11/07/19 13:35	1
Potassium	6.7		3.3		mg/L		11/06/19 08:24	11/07/19 13:35	1
Sodium	27		2.0		mg/L		11/06/19 08:24	11/07/19 13:35	1

Method: 6020A - Metals (ICP/MS) - Total Recoverable

Analyte	Result	Qualifier	RL	MDL	Unit	D	Prepared	Analyzed	Dil Fac
Antimony	ND		0.00040		mg/L		11/04/19 15:35	11/05/19 19:57	1
Arsenic	0.0064		0.0010		mg/L		11/04/19 15:35	11/05/19 19:57	1
Barium	0.024		0.0012		mg/L		11/04/19 15:35	11/05/19 19:57	1
Beryllium	ND		0.00040		mg/L		11/04/19 15:35	11/05/19 19:57	1
Cadmium	ND		0.00040		mg/L		11/04/19 15:35	11/05/19 19:57	1
Chromium	ND		0.00040		mg/L		11/04/19 15:35	11/05/19 19:57	1
Cobalt	ND		0.00040		mg/L		11/04/19 15:35	11/05/19 19:57	1
Copper	ND		0.0020		mg/L		11/04/19 15:35	11/05/19 19:57	1
Lead	ND		0.00080		mg/L		11/04/19 15:35	11/05/19 19:57	1
Nickel	ND		0.0030		mg/L		11/04/19 15:35	11/05/19 19:57	1
Selenium	ND		0.0080		mg/L		11/04/19 15:35	11/05/19 19:57	1
Silver	ND		0.00040		mg/L		11/04/19 15:35	11/05/19 19:57	1
Thallium	ND		0.0010		mg/L		11/04/19 15:35	11/05/19 19:57	1
Vanadium	ND		0.0040		mg/L		11/04/19 15:35	11/05/19 19:57	1
Zinc	0.10		0.0070		mg/L		11/04/19 15:35	11/05/19 19:57	1

General Chemistry

Analyte	Result	Qualifier	RL	MDL	Unit	D	Prepared	Analyzed	Dil Fac
Fluoride	ND		0.20		mg/L			10/27/19 17:08	1
Chloride	24		0.90		mg/L			10/27/19 17:08	1
Sulfate	23		1.2		mg/L			10/27/19 17:08	1
Ammonia as N	ND		0.10		mg/L			11/05/19 12:19	1
Nitrate Nitrite as N	ND	F1	0.15		mg/L			11/09/19 10:30	1
Total Organic Carbon	ND		1.0		mg/L			11/07/19 17:19	1
Analyte	Result	Qualifier	RL	RL	Unit	D	Prepared	Analyzed	Dil Fac
Alkalinity	320		5.0		mg/L			11/04/19 16:31	1
Bicarbonate Alkalinity as CaCO3	320		5.0		mg/L			11/04/19 16:31	1
Carbonate Alkalinity as CaCO3	ND		5.0		mg/L			11/04/19 16:31	1
Hydroxide Alkalinity as CaCO3	ND		5.0		mg/L			11/04/19 16:31	1
Total Dissolved Solids	390		10		mg/L			10/31/19 14:39	1
Chemical Oxygen Demand	ND		10		mg/L		11/07/19 09:30	11/07/19 09:30	1

Client Sample Results

Client: SCS Engineers
 Project/Site: Coupeville Solid Waste Facility Groundwa

Job ID: 580-90350-1

Client Sample ID: 1019-28

Lab Sample ID: 580-90350-11

Date Collected: 10/24/19 12:52

Matrix: Water

Date Received: 10/25/19 11:30

Method: 8260C - Volatile Organic Compounds (GC/MS)

Analyte	Result	Qualifier	RL	MDL	Unit	D	Prepared	Analyzed	Dil Fac
1,1,1,2-Tetrachloroethane	ND		0.30		ug/L			11/05/19 04:06	1
1,1,1-Trichloroethane	ND		0.20		ug/L			11/05/19 04:06	1
1,1,2,2-Tetrachloroethane	ND		0.20		ug/L			11/05/19 04:06	1
1,1,2-Trichloroethane	ND		0.20		ug/L			11/05/19 04:06	1
1,1-Dichloroethane	ND		0.20		ug/L			11/05/19 04:06	1
1,1-Dichloroethene	ND		0.20		ug/L			11/05/19 04:06	1
1,2,3-Trichloropropane	ND		0.20		ug/L			11/05/19 04:06	1
1,2-Dibromo-3-Chloropropane	ND		2.0		ug/L			11/05/19 04:06	1
1,2-Dibromoethane	ND		0.10		ug/L			11/05/19 04:06	1
1,2-Dichlorobenzene	ND		0.30		ug/L			11/05/19 04:06	1
1,2-Dichloroethane	ND		0.20		ug/L			11/05/19 04:06	1
1,2-Dichloropropane	ND		0.20		ug/L			11/05/19 04:06	1
1,4-Dichlorobenzene	ND		0.30		ug/L			11/05/19 04:06	1
2-Butanone	ND		10		ug/L			11/05/19 04:06	1
2-Hexanone	ND *		3.0		ug/L			11/05/19 04:06	1
4-Methyl-2-pentanone	ND		5.0		ug/L			11/05/19 04:06	1
Acetone	ND		6.0		ug/L			11/05/19 04:06	1
Acrylonitrile	ND		10		ug/L			11/05/19 04:06	1
Benzene	ND		0.20		ug/L			11/05/19 04:06	1
Bromochloromethane	ND		0.20		ug/L			11/05/19 04:06	1
Bromodichloromethane	ND		0.20		ug/L			11/05/19 04:06	1
Bromoform	ND		0.50		ug/L			11/05/19 04:06	1
Bromomethane	ND		0.50		ug/L			11/05/19 04:06	1
Carbon disulfide	ND		0.30		ug/L			11/05/19 04:06	1
Carbon tetrachloride	ND		0.20		ug/L			11/05/19 04:06	1
Chlorobenzene	ND		0.20		ug/L			11/05/19 04:06	1
Chloroethane	ND		0.50		ug/L			11/05/19 04:06	1
Chloroform	ND		0.20		ug/L			11/05/19 04:06	1
Chloromethane	ND		0.50		ug/L			11/05/19 04:06	1
cis-1,2-Dichloroethene	ND		0.20		ug/L			11/05/19 04:06	1
cis-1,3-Dichloropropene	ND		0.20		ug/L			11/05/19 04:06	1
Dibromochloromethane	ND		0.20		ug/L			11/05/19 04:06	1
Dibromomethane	ND		0.20		ug/L			11/05/19 04:06	1
Ethylbenzene	ND		0.20		ug/L			11/05/19 04:06	1
m,p-Xylene	ND		0.50		ug/L			11/05/19 04:06	1
Methyl iodide	ND		0.50		ug/L			11/05/19 04:06	1
Methylene Chloride	ND		5.0		ug/L			11/05/19 04:06	1
o-Xylene	ND		0.50		ug/L			11/05/19 04:06	1
Styrene	ND		0.50		ug/L			11/05/19 04:06	1
Tetrachloroethene	ND		0.50		ug/L			11/05/19 04:06	1
Toluene	ND		0.20		ug/L			11/05/19 04:06	1
trans-1,2-Dichloroethene	ND		0.20		ug/L			11/05/19 04:06	1
trans-1,3-Dichloropropene	ND		0.20		ug/L			11/05/19 04:06	1
trans-1,4-Dichloro-2-butene	ND		2.0		ug/L			11/05/19 04:06	1
Trichloroethene	ND		0.20		ug/L			11/05/19 04:06	1
Trichlorofluoromethane	ND		0.50		ug/L			11/05/19 04:06	1
Vinyl acetate	ND		1.5		ug/L			11/05/19 04:06	1
Vinyl chloride	ND		0.020		ug/L			11/05/19 04:06	1

Client Sample Results

Client: SCS Engineers
 Project/Site: Coupeville Solid Waste Facility Groundwa

Job ID: 580-90350-1

Client Sample ID: 1019-28

Lab Sample ID: 580-90350-11

Date Collected: 10/24/19 12:52

Matrix: Water

Date Received: 10/25/19 11:30

Surrogate	%Recovery	Qualifier	Limits	Prepared	Analyzed	Dil Fac
1,2-Dichloroethane-d4 (Surr)	112		80 - 120		11/05/19 04:06	1
4-Bromofluorobenzene (Surr)	97		80 - 120		11/05/19 04:06	1
Dibromofluoromethane (Surr)	104		80 - 120		11/05/19 04:06	1
Toluene-d8 (Surr)	96		80 - 120		11/05/19 04:06	1
Trifluorotoluene (Surr)	101		80 - 120		11/05/19 04:06	1

Method: 6010C - Metals (ICP) - Dissolved

Analyte	Result	Qualifier	RL	MDL	Unit	D	Prepared	Analyzed	Dil Fac
Calcium	170		1.1		mg/L		11/06/19 08:24	11/07/19 13:38	1
Iron	2.2		0.30		mg/L		11/06/19 08:24	11/07/19 13:38	1
Magnesium	83		1.1		mg/L		11/06/19 08:24	11/07/19 13:38	1
Manganese	0.23		0.020		mg/L		11/06/19 08:24	11/07/19 13:38	1
Potassium	8.0		3.3		mg/L		11/06/19 08:24	11/07/19 13:38	1
Sodium	36		2.0		mg/L		11/06/19 08:24	11/07/19 13:38	1

Method: 6020A - Metals (ICP/MS) - Total Recoverable

Analyte	Result	Qualifier	RL	MDL	Unit	D	Prepared	Analyzed	Dil Fac
Antimony	ND		0.00040		mg/L		11/04/19 15:35	11/05/19 20:00	1
Arsenic	0.0069		0.0010		mg/L		11/04/19 15:35	11/05/19 20:00	1
Barium	0.064		0.0012		mg/L		11/04/19 15:35	11/05/19 20:00	1
Beryllium	ND		0.00040		mg/L		11/04/19 15:35	11/05/19 20:00	1
Cadmium	ND		0.00040		mg/L		11/04/19 15:35	11/05/19 20:00	1
Chromium	ND		0.00040		mg/L		11/04/19 15:35	11/05/19 20:00	1
Cobalt	ND		0.00040		mg/L		11/04/19 15:35	11/05/19 20:00	1
Copper	ND		0.0020		mg/L		11/04/19 15:35	11/05/19 20:00	1
Lead	ND		0.00080		mg/L		11/04/19 15:35	11/05/19 20:00	1
Nickel	ND		0.0030		mg/L		11/04/19 15:35	11/05/19 20:00	1
Selenium	ND		0.0080		mg/L		11/04/19 15:35	11/05/19 20:00	1
Silver	ND		0.00040		mg/L		11/04/19 15:35	11/05/19 20:00	1
Thallium	ND		0.0010		mg/L		11/04/19 15:35	11/05/19 20:00	1
Vanadium	ND		0.0040		mg/L		11/04/19 15:35	11/05/19 20:00	1
Zinc	ND		0.0070		mg/L		11/04/19 15:35	11/05/19 20:00	1

General Chemistry

Analyte	Result	Qualifier	RL	MDL	Unit	D	Prepared	Analyzed	Dil Fac
Fluoride	ND		0.20		mg/L			10/27/19 17:19	1
Chloride	23		0.90		mg/L			10/27/19 17:19	1
Sulfate	24		1.2		mg/L			10/27/19 17:19	1
Ammonia as N	ND		0.10		mg/L			11/05/19 12:21	1
Nitrate Nitrite as N	ND		0.15		mg/L			11/09/19 10:34	1
Total Organic Carbon	1.1		1.0		mg/L			11/07/19 17:34	1
Analyte	Result	Qualifier	RL	RL	Unit	D	Prepared	Analyzed	Dil Fac
Alkalinity	630		5.0		mg/L			11/04/19 16:31	1
Bicarbonate Alkalinity as CaCO3	630		5.0		mg/L			11/04/19 16:31	1
Carbonate Alkalinity as CaCO3	ND		5.0		mg/L			11/04/19 16:31	1
Hydroxide Alkalinity as CaCO3	ND		5.0		mg/L			11/04/19 16:31	1
Total Dissolved Solids	650		10		mg/L			10/31/19 14:39	1
Chemical Oxygen Demand	ND		10		mg/L		11/07/19 09:30	11/07/19 09:30	1

Client Sample Results

Client: SCS Engineers
 Project/Site: Coupeville Solid Waste Facility Groundwa

Job ID: 580-90350-1

Client Sample ID: 1019-29

Lab Sample ID: 580-90350-12

Date Collected: 10/24/19 14:15

Matrix: Water

Date Received: 10/25/19 11:30

Method: 8260C - Volatile Organic Compounds (GC/MS)

Analyte	Result	Qualifier	RL	MDL	Unit	D	Prepared	Analyzed	Dil Fac
1,1,1,2-Tetrachloroethane	ND		0.30		ug/L			11/05/19 04:32	1
1,1,1-Trichloroethane	ND		0.20		ug/L			11/05/19 04:32	1
1,1,2,2-Tetrachloroethane	ND		0.20		ug/L			11/05/19 04:32	1
1,1,2-Trichloroethane	ND		0.20		ug/L			11/05/19 04:32	1
1,1-Dichloroethane	ND		0.20		ug/L			11/05/19 04:32	1
1,1-Dichloroethene	ND		0.20		ug/L			11/05/19 04:32	1
1,2,3-Trichloropropane	ND		0.20		ug/L			11/05/19 04:32	1
1,2-Dibromo-3-Chloropropane	ND		2.0		ug/L			11/05/19 04:32	1
1,2-Dibromoethane	ND		0.10		ug/L			11/05/19 04:32	1
1,2-Dichlorobenzene	ND		0.30		ug/L			11/05/19 04:32	1
1,2-Dichloroethane	ND		0.20		ug/L			11/05/19 04:32	1
1,2-Dichloropropane	ND		0.20		ug/L			11/05/19 04:32	1
1,4-Dichlorobenzene	ND		0.30		ug/L			11/05/19 04:32	1
2-Butanone	ND		10		ug/L			11/05/19 04:32	1
2-Hexanone	ND *		3.0		ug/L			11/05/19 04:32	1
4-Methyl-2-pentanone	ND		5.0		ug/L			11/05/19 04:32	1
Acetone	ND		6.0		ug/L			11/05/19 04:32	1
Acrylonitrile	ND		10		ug/L			11/05/19 04:32	1
Benzene	ND		0.20		ug/L			11/05/19 04:32	1
Bromochloromethane	ND		0.20		ug/L			11/05/19 04:32	1
Bromodichloromethane	ND		0.20		ug/L			11/05/19 04:32	1
Bromoform	ND		0.50		ug/L			11/05/19 04:32	1
Bromomethane	ND		0.50		ug/L			11/05/19 04:32	1
Carbon disulfide	ND		0.30		ug/L			11/05/19 04:32	1
Carbon tetrachloride	ND		0.20		ug/L			11/05/19 04:32	1
Chlorobenzene	ND		0.20		ug/L			11/05/19 04:32	1
Chloroethane	ND		0.50		ug/L			11/05/19 04:32	1
Chloroform	ND		0.20		ug/L			11/05/19 04:32	1
Chloromethane	ND		0.50		ug/L			11/05/19 04:32	1
cis-1,2-Dichloroethene	ND		0.20		ug/L			11/05/19 04:32	1
cis-1,3-Dichloropropene	ND		0.20		ug/L			11/05/19 04:32	1
Dibromochloromethane	ND		0.20		ug/L			11/05/19 04:32	1
Dibromomethane	ND		0.20		ug/L			11/05/19 04:32	1
Ethylbenzene	ND		0.20		ug/L			11/05/19 04:32	1
m,p-Xylene	ND		0.50		ug/L			11/05/19 04:32	1
Methyl iodide	ND		0.50		ug/L			11/05/19 04:32	1
Methylene Chloride	ND		5.0		ug/L			11/05/19 04:32	1
o-Xylene	ND		0.50		ug/L			11/05/19 04:32	1
Styrene	ND		0.50		ug/L			11/05/19 04:32	1
Tetrachloroethene	ND		0.50		ug/L			11/05/19 04:32	1
Toluene	ND		0.20		ug/L			11/05/19 04:32	1
trans-1,2-Dichloroethene	ND		0.20		ug/L			11/05/19 04:32	1
trans-1,3-Dichloropropene	ND		0.20		ug/L			11/05/19 04:32	1
trans-1,4-Dichloro-2-butene	ND		2.0		ug/L			11/05/19 04:32	1
Trichloroethene	ND		0.20		ug/L			11/05/19 04:32	1
Trichlorofluoromethane	ND		0.50		ug/L			11/05/19 04:32	1
Vinyl acetate	ND		1.5		ug/L			11/05/19 04:32	1
Vinyl chloride	ND		0.020		ug/L			11/05/19 04:32	1

Client Sample Results

Client: SCS Engineers
Project/Site: Coupeville Solid Waste Facility Groundwa

Job ID: 580-90350-1

Client Sample ID: 1019-29

Lab Sample ID: 580-90350-12

Date Collected: 10/24/19 14:15

Matrix: Water

Date Received: 10/25/19 11:30

Surrogate	%Recovery	Qualifier	Limits	Prepared	Analyzed	Dil Fac
1,2-Dichloroethane-d4 (Surr)	113		80 - 120		11/05/19 04:32	1
4-Bromofluorobenzene (Surr)	96		80 - 120		11/05/19 04:32	1
Dibromofluoromethane (Surr)	105		80 - 120		11/05/19 04:32	1
Toluene-d8 (Surr)	97		80 - 120		11/05/19 04:32	1
Trifluorotoluene (Surr)	105		80 - 120		11/05/19 04:32	1

Method: 6010C - Metals (ICP) - Dissolved

Analyte	Result	Qualifier	RL	MDL	Unit	D	Prepared	Analyzed	Dil Fac
Calcium	86		1.1		mg/L		11/06/19 08:24	11/07/19 13:42	1
Iron	ND		0.30		mg/L		11/06/19 08:24	11/07/19 13:42	1
Magnesium	51		1.1		mg/L		11/06/19 08:24	11/07/19 13:42	1
Manganese	ND		0.020		mg/L		11/06/19 08:24	11/07/19 13:42	1
Potassium	5.6		3.3		mg/L		11/06/19 08:24	11/07/19 13:42	1
Sodium	34		2.0		mg/L		11/06/19 08:24	11/07/19 13:42	1

Method: 6020A - Metals (ICP/MS) - Total Recoverable

Analyte	Result	Qualifier	RL	MDL	Unit	D	Prepared	Analyzed	Dil Fac
Antimony	ND		0.00040		mg/L		11/04/19 15:35	11/05/19 18:47	1
Arsenic	0.0031		0.0010		mg/L		11/04/19 15:35	11/05/19 18:47	1
Barium	0.021	F1	0.0012		mg/L		11/04/19 15:35	11/05/19 18:47	1
Beryllium	ND		0.00040		mg/L		11/04/19 15:35	11/05/19 18:47	1
Cadmium	ND		0.00040		mg/L		11/04/19 15:35	11/05/19 18:47	1
Chromium	0.0015		0.00040		mg/L		11/04/19 15:35	11/05/19 18:47	1
Cobalt	ND		0.00040		mg/L		11/04/19 15:35	11/05/19 18:47	1
Copper	0.038		0.0020		mg/L		11/04/19 15:35	11/05/19 18:47	1
Lead	ND		0.00080		mg/L		11/04/19 15:35	11/05/19 18:47	1
Nickel	ND		0.0030		mg/L		11/04/19 15:35	11/05/19 18:47	1
Selenium	ND		0.0080		mg/L		11/04/19 15:35	11/05/19 18:47	1
Silver	ND		0.00040		mg/L		11/04/19 15:35	11/05/19 18:47	1
Thallium	ND		0.0010		mg/L		11/04/19 15:35	11/05/19 18:47	1
Vanadium	ND		0.0040		mg/L		11/04/19 15:35	11/05/19 18:47	1
Zinc	0.059		0.0070		mg/L		11/04/19 15:35	11/05/19 18:47	1

General Chemistry

Analyte	Result	Qualifier	RL	MDL	Unit	D	Prepared	Analyzed	Dil Fac
Fluoride	ND		0.20		mg/L			10/27/19 17:54	1
Chloride	58		0.90		mg/L			10/27/19 17:54	1
Sulfate	46		1.2		mg/L			10/27/19 17:54	1
Ammonia as N	ND		0.10		mg/L			11/05/19 12:23	1
Nitrate Nitrite as N	1.5		0.15		mg/L			11/09/19 10:53	1
Total Organic Carbon	1.7		1.0		mg/L			11/07/19 17:50	1
Analyte	Result	Qualifier	RL	RL	Unit	D	Prepared	Analyzed	Dil Fac
Alkalinity	310		5.0		mg/L			11/05/19 08:25	1
Bicarbonate Alkalinity as CaCO3	310		5.0		mg/L			11/05/19 08:25	1
Carbonate Alkalinity as CaCO3	ND		5.0		mg/L			11/05/19 08:25	1
Hydroxide Alkalinity as CaCO3	ND		5.0		mg/L			11/05/19 08:25	1
Total Dissolved Solids	460		10		mg/L			10/31/19 14:39	1
Chemical Oxygen Demand	ND		10		mg/L		11/07/19 09:30	11/07/19 09:30	1

QC Sample Results

Client: SCS Engineers
 Project/Site: Coupeville Solid Waste Facility Groundwa

Job ID: 580-90350-1

Method: 8260C - Volatile Organic Compounds (GC/MS)

Lab Sample ID: MB 580-315700/7

Matrix: Water

Analysis Batch: 315700

Client Sample ID: Method Blank

Prep Type: Total/NA

Analyte	MB	MB	RL	MDL	Unit	D	Prepared	Analyzed	Dil Fac
	Result	Qualifier							
1,1,1,2-Tetrachloroethane	ND		0.30		ug/L			11/01/19 07:57	1
1,1,1-Trichloroethane	ND		0.20		ug/L			11/01/19 07:57	1
1,1,2,2-Tetrachloroethane	ND		0.20		ug/L			11/01/19 07:57	1
1,1,2-Trichloroethane	ND		0.20		ug/L			11/01/19 07:57	1
1,1-Dichloroethane	ND		0.20		ug/L			11/01/19 07:57	1
1,1-Dichloroethene	ND		0.20		ug/L			11/01/19 07:57	1
1,2,3-Trichloropropane	ND		0.20		ug/L			11/01/19 07:57	1
1,2-Dibromo-3-Chloropropane	ND		2.0		ug/L			11/01/19 07:57	1
1,2-Dibromoethane	ND		0.10		ug/L			11/01/19 07:57	1
1,2-Dichlorobenzene	ND		0.30		ug/L			11/01/19 07:57	1
1,2-Dichloroethane	ND		0.20		ug/L			11/01/19 07:57	1
1,2-Dichloropropane	ND		0.20		ug/L			11/01/19 07:57	1
1,4-Dichlorobenzene	ND		0.30		ug/L			11/01/19 07:57	1
2-Butanone	ND		10		ug/L			11/01/19 07:57	1
2-Hexanone	ND		3.0		ug/L			11/01/19 07:57	1
4-Methyl-2-pentanone	ND		5.0		ug/L			11/01/19 07:57	1
Acetone	ND		6.0		ug/L			11/01/19 07:57	1
Acrylonitrile	ND		10		ug/L			11/01/19 07:57	1
Benzene	ND		0.20		ug/L			11/01/19 07:57	1
Bromochloromethane	ND		0.20		ug/L			11/01/19 07:57	1
Bromodichloromethane	ND		0.20		ug/L			11/01/19 07:57	1
Bromoform	ND		0.50		ug/L			11/01/19 07:57	1
Bromomethane	ND		0.50		ug/L			11/01/19 07:57	1
Carbon disulfide	ND		0.30		ug/L			11/01/19 07:57	1
Carbon tetrachloride	ND		0.20		ug/L			11/01/19 07:57	1
Chlorobenzene	ND		0.20		ug/L			11/01/19 07:57	1
Chloroethane	ND		0.50		ug/L			11/01/19 07:57	1
Chloroform	ND		0.20		ug/L			11/01/19 07:57	1
Chloromethane	ND		0.50		ug/L			11/01/19 07:57	1
cis-1,2-Dichloroethene	ND		0.20		ug/L			11/01/19 07:57	1
cis-1,3-Dichloropropene	ND		0.20		ug/L			11/01/19 07:57	1
Dibromochloromethane	ND		0.20		ug/L			11/01/19 07:57	1
Dibromomethane	ND		0.20		ug/L			11/01/19 07:57	1
Ethylbenzene	ND		0.20		ug/L			11/01/19 07:57	1
m,p-Xylene	ND		0.50		ug/L			11/01/19 07:57	1
Methyl iodide	ND		0.50		ug/L			11/01/19 07:57	1
Methylene Chloride	ND		5.0		ug/L			11/01/19 07:57	1
o-Xylene	ND		0.50		ug/L			11/01/19 07:57	1
Styrene	ND		0.50		ug/L			11/01/19 07:57	1
Tetrachloroethene	ND		0.50		ug/L			11/01/19 07:57	1
Toluene	ND		0.20		ug/L			11/01/19 07:57	1
trans-1,2-Dichloroethene	ND		0.20		ug/L			11/01/19 07:57	1
trans-1,3-Dichloropropene	ND		0.20		ug/L			11/01/19 07:57	1
trans-1,4-Dichloro-2-butene	ND		2.0		ug/L			11/01/19 07:57	1
Trichloroethene	ND		0.20		ug/L			11/01/19 07:57	1
Trichlorofluoromethane	ND		0.50		ug/L			11/01/19 07:57	1
Vinyl acetate	ND		1.5		ug/L			11/01/19 07:57	1
Vinyl chloride	ND		0.020		ug/L			11/01/19 07:57	1

Eurofins TestAmerica, Seattle

QC Sample Results

Client: SCS Engineers
 Project/Site: Coupeville Solid Waste Facility Groundwa

Job ID: 580-90350-1

Method: 8260C - Volatile Organic Compounds (GC/MS) (Continued)

Lab Sample ID: MB 580-315700/7

Matrix: Water

Analysis Batch: 315700

Client Sample ID: Method Blank

Prep Type: Total/NA

Surrogate	MB MB		Limits	Prepared	Analyzed	Dil Fac
	%Recovery	Qualifier				
1,2-Dichloroethane-d4 (Surr)	114		80 - 120		11/01/19 07:57	1
4-Bromofluorobenzene (Surr)	95		80 - 120		11/01/19 07:57	1
Dibromofluoromethane (Surr)	104		80 - 120		11/01/19 07:57	1
Toluene-d8 (Surr)	95		80 - 120		11/01/19 07:57	1
Trifluorotoluene (Surr)	106		80 - 120		11/01/19 07:57	1

Lab Sample ID: LCS 580-315700/4

Matrix: Water

Analysis Batch: 315700

Client Sample ID: Lab Control Sample

Prep Type: Total/NA

Analyte	Spike Added	LCS	LCS	Unit	D	%Rec	%Rec. Limits
		Result	Qualifier				
1,1,1,2-Tetrachloroethane	5.00	5.39		ug/L		108	79 - 127
1,1,1,1-Trichloroethane	5.00	5.23		ug/L		105	74 - 128
1,1,1,2,2-Tetrachloroethane	5.00	5.51		ug/L		110	69 - 139
1,1,2-Trichloroethane	5.00	5.75		ug/L		115	80 - 127
1,1-Dichloroethane	5.00	5.37		ug/L		107	74 - 135
1,1-Dichloroethane	5.00	5.41		ug/L		108	71 - 126
1,2,3-Trichloropropane	5.00	5.88		ug/L		118	80 - 127
1,2-Dibromo-3-Chloropropane	5.00	4.52		ug/L		90	69 - 130
1,2-Dibromoethane	5.00	5.49		ug/L		110	80 - 126
1,2-Dichlorobenzene	5.00	5.62		ug/L		112	80 - 129
1,2-Dichloroethane	5.00	6.07		ug/L		121	74 - 130
1,2-Dichloropropane	5.00	5.77		ug/L		115	80 - 130
1,4-Dichlorobenzene	5.00	5.65		ug/L		113	80 - 129
2-Butanone	25.0	23.7		ug/L		95	64 - 136
2-Hexanone	25.0	31.9		ug/L		128	67 - 144
4-Methyl-2-pentanone	25.0	27.3		ug/L		109	65 - 137
Acetone	25.0	25.9		ug/L		104	49 - 150
Acrylonitrile	50.0	48.2		ug/L		96	78 - 126
Benzene	5.00	5.98		ug/L		120	73 - 133
Bromochloromethane	5.00	5.38		ug/L		108	79 - 131
Bromodichloromethane	5.00	5.69		ug/L		114	74 - 131
Bromoform	5.00	5.21		ug/L		104	69 - 137
Bromomethane	5.00	5.60		ug/L		112	68 - 120
Carbon disulfide	5.00	5.39		ug/L		108	65 - 128
Carbon tetrachloride	5.00	5.08		ug/L		102	71 - 132
Chlorobenzene	5.00	5.69		ug/L		114	80 - 123
Chloroethane	5.00	5.69		ug/L		114	49 - 135
Chloroform	5.00	5.43		ug/L		109	80 - 130
Chloromethane	5.00	5.76		ug/L		115	32 - 143
cis-1,2-Dichloroethene	5.00	5.55		ug/L		111	72 - 130
cis-1,3-Dichloropropene	5.00	5.22		ug/L		104	66 - 141
Dibromochloromethane	5.00	5.48		ug/L		110	76 - 131
Dibromomethane	5.00	5.46		ug/L		109	65 - 141
Ethylbenzene	5.00	5.62		ug/L		112	80 - 130
m,p-Xylene	5.00	5.55		ug/L		111	78 - 130
Methyl iodide	5.00	5.34		ug/L		107	60 - 133
Methylene Chloride	5.00	5.01		ug/L		100	75 - 134

Eurofins TestAmerica, Seattle

QC Sample Results

Client: SCS Engineers
Project/Site: Coupeville Solid Waste Facility Groundwa

Job ID: 580-90350-1

Method: 8260C - Volatile Organic Compounds (GC/MS) (Continued)

Lab Sample ID: LCS 580-315700/4

Matrix: Water

Analysis Batch: 315700

Client Sample ID: Lab Control Sample

Prep Type: Total/NA

Analyte	Spike Added	LCS Result	LCS Qualifier	Unit	D	%Rec	%Rec. Limits
o-Xylene	5.00	5.55		ug/L		111	80 - 139
Styrene	5.00	5.94		ug/L		119	74 - 136
Tetrachloroethene	5.00	5.14		ug/L		103	75 - 131
Toluene	5.00	6.09		ug/L		122	80 - 126
trans-1,2-Dichloroethene	5.00	5.30		ug/L		106	63 - 133
trans-1,3-Dichloropropene	5.00	4.93		ug/L		99	71 - 128
trans-1,4-Dichloro-2-butene	5.00	4.44		ug/L		89	45 - 144
Trichloroethene	5.00	5.40		ug/L		108	72 - 136
Trichlorofluoromethane	5.00	5.61		ug/L		112	60 - 132
Vinyl acetate	12.5	12.4		ug/L		99	50 - 150
Vinyl chloride	5.00	5.38		ug/L		108	52 - 128

Surrogate	LCS %Recovery	LCS Qualifier	Limits
1,2-Dichloroethane-d4 (Surr)	99		80 - 120
4-Bromofluorobenzene (Surr)	106		80 - 120
Dibromofluoromethane (Surr)	91		80 - 120
Toluene-d8 (Surr)	100		80 - 120
Trifluorotoluene (Surr)	88		80 - 120

Lab Sample ID: LCSD 580-315700/5

Matrix: Water

Analysis Batch: 315700

Client Sample ID: Lab Control Sample Dup

Prep Type: Total/NA

Analyte	Spike Added	LCSD Result	LCSD Qualifier	Unit	D	%Rec	%Rec. Limits	RPD	Limit
1,1,1,2-Tetrachloroethane	5.00	5.38		ug/L		108	79 - 127	0	20
1,1,1-Trichloroethane	5.00	5.21		ug/L		104	74 - 128	0	14
1,1,2,2-Tetrachloroethane	5.00	5.52		ug/L		110	69 - 139	0	22
1,1,2-Trichloroethane	5.00	5.79		ug/L		116	80 - 127	1	19
1,1-Dichloroethane	5.00	5.31		ug/L		106	74 - 135	1	20
1,1-Dichloroethene	5.00	5.25		ug/L		105	71 - 126	3	17
1,2,3-Trichloropropane	5.00	5.98		ug/L		120	80 - 127	2	20
1,2-Dibromo-3-Chloropropane	5.00	4.85		ug/L		97	69 - 130	7	26
1,2-Dibromoethane	5.00	5.56		ug/L		111	80 - 126	1	20
1,2-Dichlorobenzene	5.00	5.65		ug/L		113	80 - 129	1	14
1,2-Dichloroethane	5.00	6.10		ug/L		122	74 - 130	0	15
1,2-Dichloropropane	5.00	5.73		ug/L		115	80 - 130	1	14
1,4-Dichlorobenzene	5.00	5.54		ug/L		111	80 - 129	2	11
2-Butanone	25.0	23.7		ug/L		95	64 - 136	0	23
2-Hexanone	25.0	32.3		ug/L		129	67 - 144	1	21
4-Methyl-2-pentanone	25.0	27.9		ug/L		112	65 - 137	2	24
Acetone	25.0	28.0		ug/L		112	49 - 150	8	24
Acrylonitrile	50.0	48.4		ug/L		97	78 - 126	0	14
Benzene	5.00	5.82		ug/L		116	73 - 133	3	20
Bromochloromethane	5.00	5.40		ug/L		108	79 - 131	0	20
Bromodichloromethane	5.00	5.75		ug/L		115	74 - 131	1	20
Bromoform	5.00	5.28		ug/L		106	69 - 137	1	20
Bromomethane	5.00	5.45		ug/L		109	68 - 120	3	18
Carbon disulfide	5.00	5.29		ug/L		106	65 - 128	2	23

Eurofins TestAmerica, Seattle

QC Sample Results

Client: SCS Engineers
Project/Site: Coupeville Solid Waste Facility Groundwa

Job ID: 580-90350-1

Method: 8260C - Volatile Organic Compounds (GC/MS) (Continued)

Lab Sample ID: LCSD 580-315700/5

Matrix: Water

Analysis Batch: 315700

Client Sample ID: Lab Control Sample Dup

Prep Type: Total/NA

Analyte	Spike Added	LCSD	LCSD	Unit	D	%Rec	%Rec.	RPD	RPD
		Result	Qualifier				Limits		Limit
Carbon tetrachloride	5.00	5.01		ug/L		100	71 - 132	1	15
Chlorobenzene	5.00	5.62		ug/L		112	80 - 123	1	12
Chloroethane	5.00	5.71		ug/L		114	49 - 135	0	27
Chloroform	5.00	5.37		ug/L		107	80 - 130	1	20
Chloromethane	5.00	5.79		ug/L		116	32 - 143	1	23
cis-1,2-Dichloroethene	5.00	5.52		ug/L		110	72 - 130	1	20
cis-1,3-Dichloropropene	5.00	5.20		ug/L		104	66 - 141	0	22
Dibromochloromethane	5.00	5.43		ug/L		109	76 - 131	1	20
Dibromomethane	5.00	5.42		ug/L		108	65 - 141	1	20
Ethylbenzene	5.00	5.64		ug/L		113	80 - 130	0	20
m,p-Xylene	5.00	5.56		ug/L		111	78 - 130	0	20
Methyl iodide	5.00	5.21		ug/L		104	60 - 133	2	15
Methylene Chloride	5.00	4.95	J	ug/L		99	75 - 134	1	18
o-Xylene	5.00	5.46		ug/L		109	80 - 139	2	20
Styrene	5.00	5.84		ug/L		117	74 - 136	2	20
Tetrachloroethene	5.00	4.98		ug/L		100	75 - 131	3	20
Toluene	5.00	5.94		ug/L		119	80 - 126	3	20
trans-1,2-Dichloroethene	5.00	5.21		ug/L		104	63 - 133	2	17
trans-1,3-Dichloropropene	5.00	5.05		ug/L		101	71 - 128	2	21
trans-1,4-Dichloro-2-butene	5.00	4.49		ug/L		90	45 - 144	1	31
Trichloroethene	5.00	5.33		ug/L		107	72 - 136	1	14
Trichlorofluoromethane	5.00	5.51		ug/L		110	60 - 132	2	20
Vinyl acetate	12.5	10.3		ug/L		82	50 - 150	19	29
Vinyl chloride	5.00	5.35		ug/L		107	52 - 128	1	21

Surrogate	LCSD	LCSD	Limits
	%Recovery	Qualifier	
1,2-Dichloroethane-d4 (Surr)	99		80 - 120
4-Bromofluorobenzene (Surr)	105		80 - 120
Dibromofluoromethane (Surr)	92		80 - 120
Toluene-d8 (Surr)	99		80 - 120
Trifluorotoluene (Surr)	87		80 - 120

Lab Sample ID: MB 580-315783/7

Matrix: Water

Analysis Batch: 315783

Client Sample ID: Method Blank

Prep Type: Total/NA

Analyte	MB	MB	RL	MDL	Unit	D	Prepared	Analyzed	Dil Fac
	Result	Qualifier							
1,1,1,2-Tetrachloroethane	ND		0.30		ug/L			11/01/19 19:52	1
1,1,1-Trichloroethane	ND		0.20		ug/L			11/01/19 19:52	1
1,1,2,2-Tetrachloroethane	ND		0.20		ug/L			11/01/19 19:52	1
1,1,2-Trichloroethane	ND		0.20		ug/L			11/01/19 19:52	1
1,1-Dichloroethane	ND		0.20		ug/L			11/01/19 19:52	1
1,1-Dichloroethene	ND		0.20		ug/L			11/01/19 19:52	1
1,2,3-Trichloropropane	ND		0.20		ug/L			11/01/19 19:52	1
1,2-Dibromo-3-Chloropropane	ND		2.0		ug/L			11/01/19 19:52	1
1,2-Dibromoethane	ND		0.10		ug/L			11/01/19 19:52	1
1,2-Dichlorobenzene	ND		0.30		ug/L			11/01/19 19:52	1
1,2-Dichloroethane	ND		0.20		ug/L			11/01/19 19:52	1

Eurofins TestAmerica, Seattle

QC Sample Results

Client: SCS Engineers
 Project/Site: Coupeville Solid Waste Facility Groundwa

Job ID: 580-90350-1

Method: 8260C - Volatile Organic Compounds (GC/MS) (Continued)

Lab Sample ID: MB 580-315783/7

Matrix: Water

Analysis Batch: 315783

Client Sample ID: Method Blank

Prep Type: Total/NA

Analyte	MB	MB	RL	MDL	Unit	D	Prepared	Analyzed	Dil Fac
	Result	Qualifier							
1,2-Dichloropropane	ND		0.20		ug/L			11/01/19 19:52	1
1,4-Dichlorobenzene	ND		0.30		ug/L			11/01/19 19:52	1
2-Butanone	ND		10		ug/L			11/01/19 19:52	1
2-Hexanone	ND		3.0		ug/L			11/01/19 19:52	1
4-Methyl-2-pentanone	ND		5.0		ug/L			11/01/19 19:52	1
Acetone	ND		6.0		ug/L			11/01/19 19:52	1
Acrylonitrile	ND		10		ug/L			11/01/19 19:52	1
Benzene	ND		0.20		ug/L			11/01/19 19:52	1
Bromochloromethane	ND		0.20		ug/L			11/01/19 19:52	1
Bromodichloromethane	ND		0.20		ug/L			11/01/19 19:52	1
Bromoform	ND		0.50		ug/L			11/01/19 19:52	1
Bromomethane	ND		0.50		ug/L			11/01/19 19:52	1
Carbon disulfide	ND		0.30		ug/L			11/01/19 19:52	1
Carbon tetrachloride	ND		0.20		ug/L			11/01/19 19:52	1
Chlorobenzene	ND		0.20		ug/L			11/01/19 19:52	1
Chloroethane	ND		0.50		ug/L			11/01/19 19:52	1
Chloroform	ND		0.20		ug/L			11/01/19 19:52	1
Chloromethane	ND		0.50		ug/L			11/01/19 19:52	1
cis-1,2-Dichloroethene	ND		0.20		ug/L			11/01/19 19:52	1
cis-1,3-Dichloropropene	ND		0.20		ug/L			11/01/19 19:52	1
Dibromochloromethane	ND		0.20		ug/L			11/01/19 19:52	1
Dibromomethane	ND		0.20		ug/L			11/01/19 19:52	1
Ethylbenzene	ND		0.20		ug/L			11/01/19 19:52	1
m,p-Xylene	ND		0.50		ug/L			11/01/19 19:52	1
Methyl iodide	ND		0.50		ug/L			11/01/19 19:52	1
Methylene Chloride	ND		5.0		ug/L			11/01/19 19:52	1
o-Xylene	ND		0.50		ug/L			11/01/19 19:52	1
Styrene	ND		0.50		ug/L			11/01/19 19:52	1
Tetrachloroethene	ND		0.50		ug/L			11/01/19 19:52	1
Toluene	ND		0.20		ug/L			11/01/19 19:52	1
trans-1,2-Dichloroethene	ND		0.20		ug/L			11/01/19 19:52	1
trans-1,3-Dichloropropene	ND		0.20		ug/L			11/01/19 19:52	1
trans-1,4-Dichloro-2-butene	ND		2.0		ug/L			11/01/19 19:52	1
Trichloroethene	ND		0.20		ug/L			11/01/19 19:52	1
Trichlorofluoromethane	ND		0.50		ug/L			11/01/19 19:52	1
Vinyl acetate	ND		1.5		ug/L			11/01/19 19:52	1
Vinyl chloride	ND		0.020		ug/L			11/01/19 19:52	1

Surrogate	MB	MB	Limits	Prepared	Analyzed	Dil Fac
	%Recovery	Qualifier				
1,2-Dichloroethane-d4 (Surr)	115		80 - 120		11/01/19 19:52	1
4-Bromofluorobenzene (Surr)	95		80 - 120		11/01/19 19:52	1
Dibromofluoromethane (Surr)	105		80 - 120		11/01/19 19:52	1
Toluene-d8 (Surr)	99		80 - 120		11/01/19 19:52	1
Trifluorotoluene (Surr)	104		80 - 120		11/01/19 19:52	1

Eurofins TestAmerica, Seattle

QC Sample Results

Client: SCS Engineers
 Project/Site: Coupeville Solid Waste Facility Groundwa

Job ID: 580-90350-1

Method: 8260C - Volatile Organic Compounds (GC/MS) (Continued)

Lab Sample ID: LCS 580-315783/4

Matrix: Water

Analysis Batch: 315783

Client Sample ID: Lab Control Sample

Prep Type: Total/NA

Analyte	Spike Added	LCS Result	LCS Qualifier	Unit	D	%Rec	%Rec. Limits
1,1,1,2-Tetrachloroethane	5.00	5.35		ug/L		107	79 - 127
1,1,1-Trichloroethane	5.00	5.12		ug/L		102	74 - 128
1,1,2,2-Tetrachloroethane	5.00	5.33		ug/L		107	69 - 139
1,1,2-Trichloroethane	5.00	5.56		ug/L		111	80 - 127
1,1-Dichloroethane	5.00	5.16		ug/L		103	74 - 135
1,1-Dichloroethene	5.00	5.15		ug/L		103	71 - 126
1,2,3-Trichloropropane	5.00	5.69		ug/L		114	80 - 127
1,2-Dibromo-3-Chloropropane	5.00	4.61		ug/L		92	69 - 130
1,2-Dibromoethane	5.00	5.27		ug/L		105	80 - 126
1,2-Dichlorobenzene	5.00	5.63		ug/L		113	80 - 129
1,2-Dichloroethane	5.00	5.78		ug/L		116	74 - 130
1,2-Dichloropropane	5.00	5.40		ug/L		108	80 - 130
1,4-Dichlorobenzene	5.00	5.52		ug/L		110	80 - 129
2-Butanone	25.0	29.7		ug/L		119	64 - 136
2-Hexanone	25.0	35.9		ug/L		144	67 - 144
4-Methyl-2-pentanone	25.0	28.1		ug/L		112	65 - 137
Acetone	25.0	38.3	*	ug/L		153	49 - 150
Acrylonitrile	50.0	47.8		ug/L		96	78 - 126
Benzene	5.00	5.67		ug/L		113	73 - 133
Bromochloromethane	5.00	5.13		ug/L		103	79 - 131
Bromodichloromethane	5.00	5.47		ug/L		109	74 - 131
Bromoform	5.00	4.85		ug/L		97	69 - 137
Bromomethane	5.00	5.37		ug/L		107	68 - 120
Carbon disulfide	5.00	5.17		ug/L		103	65 - 128
Carbon tetrachloride	5.00	4.94		ug/L		99	71 - 132
Chlorobenzene	5.00	5.40		ug/L		108	80 - 123
Chloroethane	5.00	5.38		ug/L		108	49 - 135
Chloroform	5.00	5.31		ug/L		106	80 - 130
Chloromethane	5.00	5.49		ug/L		110	32 - 143
cis-1,2-Dichloroethene	5.00	5.38		ug/L		108	72 - 130
cis-1,3-Dichloropropene	5.00	5.17		ug/L		103	66 - 141
Dibromochloromethane	5.00	5.21		ug/L		104	76 - 131
Dibromomethane	5.00	5.11		ug/L		102	65 - 141
Ethylbenzene	5.00	5.53		ug/L		111	80 - 130
m,p-Xylene	5.00	5.44		ug/L		109	78 - 130
Methyl iodide	5.00	5.01		ug/L		100	60 - 133
Methylene Chloride	5.00	4.62	J	ug/L		92	75 - 134
o-Xylene	5.00	5.49		ug/L		110	80 - 139
Styrene	5.00	5.62		ug/L		112	74 - 136
Tetrachloroethene	5.00	5.22		ug/L		104	75 - 131
Toluene	5.00	5.98		ug/L		120	80 - 126
trans-1,2-Dichloroethene	5.00	5.12		ug/L		102	63 - 133
trans-1,3-Dichloropropene	5.00	4.88		ug/L		98	71 - 128
trans-1,4-Dichloro-2-butene	5.00	4.28		ug/L		86	45 - 144
Trichloroethene	5.00	5.20		ug/L		104	72 - 136
Trichlorofluoromethane	5.00	5.56		ug/L		111	60 - 132
Vinyl acetate	12.5	12.8		ug/L		102	50 - 150
Vinyl chloride	5.00	5.15		ug/L		103	52 - 128

Eurofins TestAmerica, Seattle

QC Sample Results

Client: SCS Engineers
Project/Site: Coupeville Solid Waste Facility Groundwa

Job ID: 580-90350-1

Method: 8260C - Volatile Organic Compounds (GC/MS) (Continued)

Lab Sample ID: LCS 580-315783/4

Matrix: Water

Analysis Batch: 315783

Client Sample ID: Lab Control Sample

Prep Type: Total/NA

Surrogate	LCS %Recovery	LCS Qualifier	Limits
1,2-Dichloroethane-d4 (Surr)	97		80 - 120
4-Bromofluorobenzene (Surr)	104		80 - 120
Dibromofluoromethane (Surr)	91		80 - 120
Toluene-d8 (Surr)	101		80 - 120
Trifluorotoluene (Surr)	91		80 - 120

Lab Sample ID: LCSD 580-315783/5

Matrix: Water

Analysis Batch: 315783

Client Sample ID: Lab Control Sample Dup

Prep Type: Total/NA

Analyte	Spike Added	LCSD Result	LCSD Qualifier	Unit	D	%Rec	%Rec. Limits	RPD	RPD Limit
1,1,1,2-Tetrachloroethane	5.00	5.38		ug/L		108	79 - 127	0	20
1,1,1-Trichloroethane	5.00	5.07		ug/L		101	74 - 128	1	14
1,1,1,2,2-Tetrachloroethane	5.00	5.21		ug/L		104	69 - 139	2	22
1,1,2-Trichloroethane	5.00	5.50		ug/L		110	80 - 127	1	19
1,1-Dichloroethane	5.00	5.21		ug/L		104	74 - 135	1	20
1,1-Dichloroethane	5.00	5.26		ug/L		105	71 - 126	2	17
1,2,3-Trichloropropane	5.00	5.31		ug/L		106	80 - 127	7	20
1,2-Dibromo-3-Chloropropane	5.00	4.94		ug/L		99	69 - 130	7	26
1,2-Dibromoethane	5.00	5.35		ug/L		107	80 - 126	2	20
1,2-Dichlorobenzene	5.00	5.63		ug/L		113	80 - 129	0	14
1,2-Dichloroethane	5.00	5.61		ug/L		112	74 - 130	3	15
1,2-Dichloropropane	5.00	5.38		ug/L		108	80 - 130	0	14
1,4-Dichlorobenzene	5.00	5.53		ug/L		111	80 - 129	0	11
2-Butanone	25.0	27.5		ug/L		110	64 - 136	8	23
2-Hexanone	25.0	35.3		ug/L		141	67 - 144	2	21
4-Methyl-2-pentanone	25.0	27.9		ug/L		112	65 - 137	1	24
Acetone	25.0	42.1 *		ug/L		168	49 - 150	9	24
Acrylonitrile	50.0	46.8		ug/L		94	78 - 126	2	14
Benzene	5.00	5.70		ug/L		114	73 - 133	1	20
Bromochloromethane	5.00	5.11		ug/L		102	79 - 131	1	20
Bromodichloromethane	5.00	5.37		ug/L		107	74 - 131	2	20
Bromoform	5.00	4.78		ug/L		96	69 - 137	1	20
Bromomethane	5.00	5.36		ug/L		107	68 - 120	0	18
Carbon disulfide	5.00	5.21		ug/L		104	65 - 128	1	23
Carbon tetrachloride	5.00	4.93		ug/L		99	71 - 132	0	15
Chlorobenzene	5.00	5.40		ug/L		108	80 - 123	0	12
Chloroethane	5.00	5.53		ug/L		111	49 - 135	3	27
Chloroform	5.00	5.29		ug/L		106	80 - 130	0	20
Chloromethane	5.00	5.48		ug/L		110	32 - 143	0	23
cis-1,2-Dichloroethene	5.00	5.51		ug/L		110	72 - 130	2	20
cis-1,3-Dichloropropene	5.00	5.17		ug/L		103	66 - 141	0	22
Dibromochloromethane	5.00	5.07		ug/L		101	76 - 131	3	20
Dibromomethane	5.00	4.99		ug/L		100	65 - 141	2	20
Ethylbenzene	5.00	5.58		ug/L		112	80 - 130	1	20
m,p-Xylene	5.00	5.58		ug/L		112	78 - 130	3	20
Methyl iodide	5.00	5.20		ug/L		104	60 - 133	4	15
Methylene Chloride	5.00	4.69 J		ug/L		94	75 - 134	2	18

Eurofins TestAmerica, Seattle

QC Sample Results

Client: SCS Engineers
 Project/Site: Coupeville Solid Waste Facility Groundwa

Job ID: 580-90350-1

Method: 8260C - Volatile Organic Compounds (GC/MS) (Continued)

Lab Sample ID: LCSD 580-315783/5

Matrix: Water

Analysis Batch: 315783

Client Sample ID: Lab Control Sample Dup

Prep Type: Total/NA

Analyte	Spike Added	LCSD Result	LCSD Qualifier	Unit	D	%Rec	%Rec. Limits	RPD	RPD Limit
o-Xylene	5.00	5.54		ug/L		111	80 - 139	1	20
Styrene	5.00	5.60		ug/L		112	74 - 136	0	20
Tetrachloroethene	5.00	5.25		ug/L		105	75 - 131	1	20
Toluene	5.00	5.96		ug/L		119	80 - 126	0	20
trans-1,2-Dichloroethene	5.00	5.17		ug/L		103	63 - 133	1	17
trans-1,3-Dichloropropene	5.00	4.83		ug/L		97	71 - 128	1	21
trans-1,4-Dichloro-2-butene	5.00	4.32		ug/L		86	45 - 144	1	31
Trichloroethene	5.00	5.30		ug/L		106	72 - 136	2	14
Trichlorofluoromethane	5.00	5.46		ug/L		109	60 - 132	2	20
Vinyl acetate	12.5	12.4		ug/L		100	50 - 150	3	29
Vinyl chloride	5.00	5.36		ug/L		107	52 - 128	4	21

Surrogate	LCSD %Recovery	LCSD Qualifier	LCSD Limits
1,2-Dichloroethane-d4 (Surr)	97		80 - 120
4-Bromofluorobenzene (Surr)	103		80 - 120
Dibromofluoromethane (Surr)	93		80 - 120
Toluene-d8 (Surr)	103		80 - 120
Trifluorotoluene (Surr)	92		80 - 120

Lab Sample ID: MB 580-315793/7

Matrix: Water

Analysis Batch: 315793

Client Sample ID: Method Blank

Prep Type: Total/NA

Analyte	MB Result	MB Qualifier	RL	MDL	Unit	D	Prepared	Analyzed	Dil Fac
1,1,1,2-Tetrachloroethane	ND		0.30		ug/L			11/05/19 01:00	1
1,1,1-Trichloroethane	ND		0.20		ug/L			11/05/19 01:00	1
1,1,2,2-Tetrachloroethane	ND		0.20		ug/L			11/05/19 01:00	1
1,1,2-Trichloroethane	ND		0.20		ug/L			11/05/19 01:00	1
1,1-Dichloroethane	ND		0.20		ug/L			11/05/19 01:00	1
1,1-Dichloroethene	ND		0.20		ug/L			11/05/19 01:00	1
1,2,3-Trichloropropane	ND		0.20		ug/L			11/05/19 01:00	1
1,2-Dibromo-3-Chloropropane	ND		2.0		ug/L			11/05/19 01:00	1
1,2-Dibromoethane	ND		0.10		ug/L			11/05/19 01:00	1
1,2-Dichlorobenzene	ND		0.30		ug/L			11/05/19 01:00	1
1,2-Dichloroethane	ND		0.20		ug/L			11/05/19 01:00	1
1,2-Dichloropropane	ND		0.20		ug/L			11/05/19 01:00	1
1,4-Dichlorobenzene	ND		0.30		ug/L			11/05/19 01:00	1
2-Butanone	ND		10		ug/L			11/05/19 01:00	1
2-Hexanone	ND		3.0		ug/L			11/05/19 01:00	1
4-Methyl-2-pentanone	ND		5.0		ug/L			11/05/19 01:00	1
Acetone	ND		6.0		ug/L			11/05/19 01:00	1
Acrylonitrile	ND		10		ug/L			11/05/19 01:00	1
Benzene	ND		0.20		ug/L			11/05/19 01:00	1
Bromochloromethane	ND		0.20		ug/L			11/05/19 01:00	1
Bromodichloromethane	ND		0.20		ug/L			11/05/19 01:00	1
Bromoform	ND		0.50		ug/L			11/05/19 01:00	1
Bromomethane	ND		0.50		ug/L			11/05/19 01:00	1
Carbon disulfide	ND		0.30		ug/L			11/05/19 01:00	1

Eurofins TestAmerica, Seattle

QC Sample Results

Client: SCS Engineers
Project/Site: Coupeville Solid Waste Facility Groundwa

Job ID: 580-90350-1

Method: 8260C - Volatile Organic Compounds (GC/MS) (Continued)

Lab Sample ID: MB 580-315793/7

Matrix: Water

Analysis Batch: 315793

Client Sample ID: Method Blank

Prep Type: Total/NA

Analyte	MB Result	MB Qualifier	RL	MDL	Unit	D	Prepared	Analyzed	Dil Fac
Carbon tetrachloride	ND		0.20		ug/L			11/05/19 01:00	1
Chlorobenzene	ND		0.20		ug/L			11/05/19 01:00	1
Chloroethane	ND		0.50		ug/L			11/05/19 01:00	1
Chloroform	ND		0.20		ug/L			11/05/19 01:00	1
Chloromethane	ND		0.50		ug/L			11/05/19 01:00	1
cis-1,2-Dichloroethene	ND		0.20		ug/L			11/05/19 01:00	1
cis-1,3-Dichloropropene	ND		0.20		ug/L			11/05/19 01:00	1
Dibromochloromethane	ND		0.20		ug/L			11/05/19 01:00	1
Dibromomethane	ND		0.20		ug/L			11/05/19 01:00	1
Ethylbenzene	ND		0.20		ug/L			11/05/19 01:00	1
m,p-Xylene	ND		0.50		ug/L			11/05/19 01:00	1
Methyl iodide	ND		0.50		ug/L			11/05/19 01:00	1
Methylene Chloride	ND		5.0		ug/L			11/05/19 01:00	1
o-Xylene	ND		0.50		ug/L			11/05/19 01:00	1
Styrene	ND		0.50		ug/L			11/05/19 01:00	1
Tetrachloroethene	ND		0.50		ug/L			11/05/19 01:00	1
Toluene	ND		0.20		ug/L			11/05/19 01:00	1
trans-1,2-Dichloroethene	ND		0.20		ug/L			11/05/19 01:00	1
trans-1,3-Dichloropropene	ND		0.20		ug/L			11/05/19 01:00	1
trans-1,4-Dichloro-2-butene	ND		2.0		ug/L			11/05/19 01:00	1
Trichloroethene	ND		0.20		ug/L			11/05/19 01:00	1
Trichlorofluoromethane	ND		0.50		ug/L			11/05/19 01:00	1
Vinyl acetate	ND		1.5		ug/L			11/05/19 01:00	1
Vinyl chloride	ND		0.020		ug/L			11/05/19 01:00	1

Surrogate	MB %Recovery	MB Qualifier	Limits	Prepared	Analyzed	Dil Fac
1,2-Dichloroethane-d4 (Surr)	108		80 - 120		11/05/19 01:00	1
4-Bromofluorobenzene (Surr)	99		80 - 120		11/05/19 01:00	1
Dibromofluoromethane (Surr)	104		80 - 120		11/05/19 01:00	1
Toluene-d8 (Surr)	94		80 - 120		11/05/19 01:00	1
Trifluorotoluene (Surr)	99		80 - 120		11/05/19 01:00	1

Lab Sample ID: LCS 580-315793/4

Matrix: Water

Analysis Batch: 315793

Client Sample ID: Lab Control Sample

Prep Type: Total/NA

Analyte	Spike Added	LCS Result	LCS Qualifier	Unit	D	%Rec	%Rec. Limits
1,1,1,2-Tetrachloroethane	5.00	5.70		ug/L		114	79 - 127
1,1,1-Trichloroethane	5.00	5.34		ug/L		107	74 - 128
1,1,2,2-Tetrachloroethane	5.00	5.75		ug/L		115	69 - 139
1,1,2-Trichloroethane	5.00	5.98		ug/L		120	80 - 127
1,1-Dichloroethane	5.00	5.57		ug/L		111	74 - 135
1,1-Dichloroethene	5.00	5.41		ug/L		108	71 - 126
1,2,3-Trichloropropane	5.00	5.93		ug/L		119	80 - 127
1,2-Dibromo-3-Chloropropane	5.00	5.17		ug/L		103	69 - 130
1,2-Dibromoethane	5.00	5.61		ug/L		112	80 - 126
1,2-Dichlorobenzene	5.00	5.96		ug/L		119	80 - 129
1,2-Dichloroethane	5.00	6.20		ug/L		124	74 - 130

Eurofins TestAmerica, Seattle

QC Sample Results

Client: SCS Engineers
 Project/Site: Coupeville Solid Waste Facility Groundwa

Job ID: 580-90350-1

Method: 8260C - Volatile Organic Compounds (GC/MS) (Continued)

Lab Sample ID: LCS 580-315793/4

Matrix: Water

Analysis Batch: 315793

Client Sample ID: Lab Control Sample

Prep Type: Total/NA

Analyte	Spike Added	LCS Result	LCS Qualifier	Unit	D	%Rec	%Rec. Limits
1,2-Dichloropropane	5.00	5.91		ug/L		118	80 - 130
1,4-Dichlorobenzene	5.00	5.72		ug/L		114	80 - 129
2-Butanone	25.0	29.3		ug/L		117	64 - 136
2-Hexanone	25.0	35.8		ug/L		143	67 - 144
4-Methyl-2-pentanone	25.0	30.6		ug/L		122	65 - 137
Acetone	25.0	29.5		ug/L		118	49 - 150
Acrylonitrile	50.0	51.3		ug/L		103	78 - 126
Benzene	5.00	5.96		ug/L		119	73 - 133
Bromochloromethane	5.00	5.25		ug/L		105	79 - 131
Bromodichloromethane	5.00	5.79		ug/L		116	74 - 131
Bromoform	5.00	5.18		ug/L		104	69 - 137
Bromomethane	5.00	5.62		ug/L		112	68 - 120
Carbon disulfide	5.00	5.54		ug/L		111	65 - 128
Carbon tetrachloride	5.00	5.22		ug/L		104	71 - 132
Chlorobenzene	5.00	5.79		ug/L		116	80 - 123
Chloroethane	5.00	6.00		ug/L		120	49 - 135
Chloroform	5.00	5.41		ug/L		108	80 - 130
Chloromethane	5.00	6.06		ug/L		121	32 - 143
cis-1,2-Dichloroethene	5.00	5.58		ug/L		112	72 - 130
cis-1,3-Dichloropropene	5.00	5.56		ug/L		111	66 - 141
Dibromochloromethane	5.00	5.67		ug/L		113	76 - 131
Dibromomethane	5.00	5.48		ug/L		110	65 - 141
Ethylbenzene	5.00	5.78		ug/L		116	80 - 130
m,p-Xylene	5.00	5.67		ug/L		113	78 - 130
Methyl iodide	5.00	5.29		ug/L		106	60 - 133
Methylene Chloride	5.00	4.94	J	ug/L		99	75 - 134
o-Xylene	5.00	5.74		ug/L		115	80 - 139
Styrene	5.00	6.03		ug/L		121	74 - 136
Tetrachloroethene	5.00	5.31		ug/L		106	75 - 131
Toluene	5.00	6.11		ug/L		122	80 - 126
trans-1,2-Dichloroethene	5.00	5.48		ug/L		110	63 - 133
trans-1,3-Dichloropropene	5.00	5.26		ug/L		105	71 - 128
trans-1,4-Dichloro-2-butene	5.00	5.21		ug/L		104	45 - 144
Trichloroethene	5.00	5.42		ug/L		108	72 - 136
Trichlorofluoromethane	5.00	5.68		ug/L		114	60 - 132
Vinyl acetate	12.5	13.2		ug/L		106	50 - 150
Vinyl chloride	5.00	5.48		ug/L		110	52 - 128

Surrogate	LCS LCS		Limits
	%Recovery	Qualifier	
1,2-Dichloroethane-d4 (Surr)	100		80 - 120
4-Bromofluorobenzene (Surr)	105		80 - 120
Dibromofluoromethane (Surr)	93		80 - 120
Toluene-d8 (Surr)	101		80 - 120
Trifluorotoluene (Surr)	89		80 - 120

QC Sample Results

Client: SCS Engineers
 Project/Site: Coupeville Solid Waste Facility Groundwa

Job ID: 580-90350-1

Method: 8260C - Volatile Organic Compounds (GC/MS) (Continued)

Lab Sample ID: LCSD 580-315793/5

Matrix: Water

Analysis Batch: 315793

Client Sample ID: Lab Control Sample Dup

Prep Type: Total/NA

Analyte	Spike	LCSD	LCSD	Unit	D	%Rec	%Rec. Limits	RPD	RPD Limit
	Added	Result	Qualifier						
1,1,1,2-Tetrachloroethane	5.00	5.58		ug/L		112	79 - 127	2	20
1,1,1-Trichloroethane	5.00	5.22		ug/L		104	74 - 128	2	14
1,1,2,2-Tetrachloroethane	5.00	5.64		ug/L		113	69 - 139	2	22
1,1,2-Trichloroethane	5.00	5.65		ug/L		113	80 - 127	6	19
1,1-Dichloroethane	5.00	5.47		ug/L		109	74 - 135	2	20
1,1-Dichloroethene	5.00	5.31		ug/L		106	71 - 126	2	17
1,2,3-Trichloropropane	5.00	5.56		ug/L		111	80 - 127	6	20
1,2-Dibromo-3-Chloropropane	5.00	5.13		ug/L		103	69 - 130	1	26
1,2-Dibromoethane	5.00	5.50		ug/L		110	80 - 126	2	20
1,2-Dichlorobenzene	5.00	5.86		ug/L		117	80 - 129	2	14
1,2-Dichloroethane	5.00	5.81		ug/L		116	74 - 130	7	15
1,2-Dichloropropane	5.00	5.32		ug/L		106	80 - 130	10	14
1,4-Dichlorobenzene	5.00	5.64		ug/L		113	80 - 129	2	11
2-Butanone	25.0	27.6		ug/L		110	64 - 136	6	23
2-Hexanone	25.0	36.4 *		ug/L		145	67 - 144	2	21
4-Methyl-2-pentanone	25.0	30.7		ug/L		123	65 - 137	0	24
Acetone	25.0	27.9		ug/L		112	49 - 150	6	24
Acrylonitrile	50.0	46.2		ug/L		92	78 - 126	10	14
Benzene	5.00	5.75		ug/L		115	73 - 133	3	20
Bromochloromethane	5.00	5.14		ug/L		103	79 - 131	2	20
Bromodichloromethane	5.00	5.53		ug/L		111	74 - 131	4	20
Bromoform	5.00	5.10		ug/L		102	69 - 137	2	20
Bromomethane	5.00	5.33		ug/L		107	68 - 120	5	18
Carbon disulfide	5.00	5.41		ug/L		108	65 - 128	3	23
Carbon tetrachloride	5.00	5.03		ug/L		101	71 - 132	4	15
Chlorobenzene	5.00	5.53		ug/L		111	80 - 123	5	12
Chloroethane	5.00	5.81		ug/L		116	49 - 135	3	27
Chloroform	5.00	5.35		ug/L		107	80 - 130	1	20
Chloromethane	5.00	5.73		ug/L		115	32 - 143	6	23
cis-1,2-Dichloroethene	5.00	5.53		ug/L		111	72 - 130	1	20
cis-1,3-Dichloropropene	5.00	5.30		ug/L		106	66 - 141	5	22
Dibromochloromethane	5.00	5.35		ug/L		107	76 - 131	6	20
Dibromomethane	5.00	5.15		ug/L		103	65 - 141	6	20
Ethylbenzene	5.00	5.61		ug/L		112	80 - 130	3	20
m,p-Xylene	5.00	5.53		ug/L		111	78 - 130	3	20
Methyl iodide	5.00	5.23		ug/L		105	60 - 133	1	15
Methylene Chloride	5.00	4.84 J		ug/L		97	75 - 134	2	18
o-Xylene	5.00	5.70		ug/L		114	80 - 139	1	20
Styrene	5.00	5.83		ug/L		117	74 - 136	3	20
Tetrachloroethene	5.00	5.04		ug/L		101	75 - 131	5	20
Toluene	5.00	5.93		ug/L		119	80 - 126	3	20
trans-1,2-Dichloroethene	5.00	5.31		ug/L		106	63 - 133	3	17
trans-1,3-Dichloropropene	5.00	5.01		ug/L		100	71 - 128	5	21
trans-1,4-Dichloro-2-butene	5.00	5.26		ug/L		105	45 - 144	1	31
Trichloroethene	5.00	5.22		ug/L		104	72 - 136	4	14
Trichlorofluoromethane	5.00	5.59		ug/L		112	60 - 132	2	20
Vinyl acetate	12.5	11.6		ug/L		93	50 - 150	14	29
Vinyl chloride	5.00	5.38		ug/L		108	52 - 128	2	21

Eurofins TestAmerica, Seattle

QC Sample Results

Client: SCS Engineers
Project/Site: Coupeville Solid Waste Facility Groundwa

Job ID: 580-90350-1

Method: 8260C - Volatile Organic Compounds (GC/MS) (Continued)

Lab Sample ID: LCSD 580-315793/5

Matrix: Water

Analysis Batch: 315793

Client Sample ID: Lab Control Sample Dup

Prep Type: Total/NA

Surrogate	LCSD	LCSD	Limits
	%Recovery	Qualifier	
1,2-Dichloroethane-d4 (Surr)	97		80 - 120
4-Bromofluorobenzene (Surr)	108		80 - 120
Dibromofluoromethane (Surr)	92		80 - 120
Toluene-d8 (Surr)	100		80 - 120
Trifluorotoluene (Surr)	89		80 - 120

Method: 6010C - Metals (ICP)

Lab Sample ID: MB 580-316070/21-A

Matrix: Water

Analysis Batch: 316283

Client Sample ID: Method Blank

Prep Type: Total Recoverable

Prep Batch: 316070

Analyte	MB	MB	RL	MDL	Unit	D	Prepared	Analyzed	Dil Fac
	Result	Qualifier							
Calcium	ND		1.1		mg/L		11/06/19 08:24	11/07/19 12:35	1
Iron	ND		0.30		mg/L		11/06/19 08:24	11/07/19 12:35	1
Magnesium	ND		1.1		mg/L		11/06/19 08:24	11/07/19 12:35	1
Manganese	ND		0.020		mg/L		11/06/19 08:24	11/07/19 12:35	1
Potassium	ND		3.3		mg/L		11/06/19 08:24	11/07/19 12:35	1
Sodium	ND		2.0		mg/L		11/06/19 08:24	11/07/19 12:35	1

Lab Sample ID: LCS 580-316070/22-A

Matrix: Water

Analysis Batch: 316283

Client Sample ID: Lab Control Sample

Prep Type: Total Recoverable

Prep Batch: 316070

Analyte	Spike Added	LCS	LCS	Unit	D	%Rec	%Rec.	Limits
		Result	Qualifier					
Calcium	20.0	20.3		mg/L		101	80 - 120	
Iron	20.0	20.5		mg/L		103	80 - 120	
Magnesium	20.0	21.0		mg/L		105	80 - 120	
Manganese	1.00	0.941		mg/L		94	80 - 120	
Potassium	20.0	17.9		mg/L		89	80 - 120	
Sodium	20.0	20.3		mg/L		101	80 - 120	

Lab Sample ID: LCSD 580-316070/23-A

Matrix: Water

Analysis Batch: 316283

Client Sample ID: Lab Control Sample Dup

Prep Type: Total Recoverable

Prep Batch: 316070

Analyte	Spike Added	LCSD	LCSD	Unit	D	%Rec	%Rec.	Limits	RPD	RPD Limit
		Result	Qualifier							
Calcium	20.0	20.2		mg/L		101	80 - 120	0	20	
Iron	20.0	20.4		mg/L		102	80 - 120	1	20	
Magnesium	20.0	20.8		mg/L		104	80 - 120	1	20	
Manganese	1.00	0.986		mg/L		99	80 - 120	5	20	
Potassium	20.0	17.8		mg/L		89	80 - 120	0	20	
Sodium	20.0	20.0		mg/L		100	80 - 120	1	20	

QC Sample Results

Client: SCS Engineers
Project/Site: Coupeville Solid Waste Facility Groundwa

Job ID: 580-90350-1

Method: 6010C - Metals (ICP) (Continued)

Lab Sample ID: 580-90350-1 MS
Matrix: Water
Analysis Batch: 316283

Client Sample ID: 1019-18
Prep Type: Dissolved
Prep Batch: 316070

Analyte	Sample	Sample	Spike	MS	MS	Unit	D	%Rec	%Rec.	Limits
	Result	Qualifier	Added	Result	Qualifier					
Calcium	160		20.0	169	4	mg/L		62		75 - 125
Iron	ND		20.0	19.3		mg/L		97		75 - 125
Magnesium	86		20.0	100	4	mg/L		72		75 - 125
Manganese	0.024		1.00	0.978		mg/L		95		75 - 125
Potassium	9.3		20.0	25.7		mg/L		82		75 - 125
Sodium	33		20.0	50.9		mg/L		91		75 - 125

Lab Sample ID: 580-90350-1 MSD
Matrix: Water
Analysis Batch: 316283

Client Sample ID: 1019-18
Prep Type: Dissolved
Prep Batch: 316070

Analyte	Sample	Sample	Spike	MSD	MSD	Unit	D	%Rec	%Rec.	Limits	RPD	RPD Limit
	Result	Qualifier	Added	Result	Qualifier							
Calcium	160		20.0	175	4	mg/L		92		75 - 125	3	20
Iron	ND		20.0	20.5		mg/L		102		75 - 125	6	20
Magnesium	86		20.0	104	4	mg/L		92		75 - 125	4	20
Manganese	0.024		1.00	0.980		mg/L		96		75 - 125	0	20
Potassium	9.3		20.0	27.3		mg/L		90		75 - 125	6	20
Sodium	33		20.0	52.7		mg/L		100		75 - 125	4	20

Lab Sample ID: 580-90350-1 DU
Matrix: Water
Analysis Batch: 316283

Client Sample ID: 1019-18
Prep Type: Dissolved
Prep Batch: 316070

Analyte	Sample	Sample	DU		Unit	D	RPD	RPD Limit
	Result	Qualifier	Result	Qualifier				
Calcium	160		159		mg/L		1	20
Iron	ND		ND		mg/L		NC	20
Magnesium	86		87.2		mg/L		2	20
Manganese	0.024		0.0212		mg/L		13	20
Potassium	9.3		9.27		mg/L		0.2	20
Sodium	33		33.2		mg/L		1	20

Method: 6020A - Metals (ICP/MS)

Lab Sample ID: MB 580-315932/16-A
Matrix: Water
Analysis Batch: 316202

Client Sample ID: Method Blank
Prep Type: Total Recoverable
Prep Batch: 315932

Analyte	MB	MB	RL	MDL	Unit	D	Prepared	Analyzed	Dil Fac
	Result	Qualifier							
Antimony	ND		0.00040		mg/L		11/04/19 15:35	11/05/19 18:45	1
Arsenic	ND		0.0010		mg/L		11/04/19 15:35	11/05/19 18:45	1
Barium	ND		0.0012		mg/L		11/04/19 15:35	11/05/19 18:45	1
Beryllium	ND		0.00040		mg/L		11/04/19 15:35	11/05/19 18:45	1
Cadmium	ND		0.00040		mg/L		11/04/19 15:35	11/05/19 18:45	1
Chromium	ND		0.00040		mg/L		11/04/19 15:35	11/05/19 18:45	1
Cobalt	ND		0.00040		mg/L		11/04/19 15:35	11/05/19 18:45	1
Copper	ND		0.0020		mg/L		11/04/19 15:35	11/05/19 18:45	1
Lead	ND		0.00080		mg/L		11/04/19 15:35	11/05/19 18:45	1
Nickel	ND		0.0030		mg/L		11/04/19 15:35	11/05/19 18:45	1
Selenium	ND		0.0080		mg/L		11/04/19 15:35	11/05/19 18:45	1

Eurofins TestAmerica, Seattle

QC Sample Results

Client: SCS Engineers
 Project/Site: Coupeville Solid Waste Facility Groundwa

Job ID: 580-90350-1

Method: 6020A - Metals (ICP/MS) (Continued)

Lab Sample ID: MB 580-315932/16-A
Matrix: Water
Analysis Batch: 316202

Client Sample ID: Method Blank
Prep Type: Total Recoverable
Prep Batch: 315932

Analyte	MB Result	MB Qualifier	RL	MDL	Unit	D	Prepared	Analyzed	Dil Fac
Silver	ND		0.00040		mg/L		11/04/19 15:35	11/05/19 18:45	1
Thallium	ND		0.0010		mg/L		11/04/19 15:35	11/05/19 18:45	1
Vanadium	ND		0.0040		mg/L		11/04/19 15:35	11/05/19 18:45	1
Zinc	ND		0.0070		mg/L		11/04/19 15:35	11/05/19 18:45	1

Lab Sample ID: LCS 580-315932/17-A
Matrix: Water
Analysis Batch: 316202

Client Sample ID: Lab Control Sample
Prep Type: Total Recoverable
Prep Batch: 315932

Analyte	Spike Added	LCS Result	LCS Qualifier	Unit	D	%Rec	%Rec. Limits
Antimony	1.00	1.10		mg/L		110	80 - 120
Arsenic	1.00	1.07		mg/L		107	80 - 120
Barium	1.00	0.973		mg/L		97	80 - 120
Beryllium	1.00	1.05		mg/L		105	80 - 120
Cadmium	1.00	1.05		mg/L		105	80 - 120
Chromium	1.00	1.02		mg/L		102	80 - 120
Cobalt	1.00	1.09		mg/L		109	80 - 120
Copper	1.00	1.03		mg/L		103	80 - 120
Lead	1.00	0.994		mg/L		99	80 - 120
Nickel	1.00	1.00		mg/L		100	80 - 120
Selenium	1.00	1.12		mg/L		112	80 - 120
Silver	1.00	1.03		mg/L		103	80 - 120
Thallium	1.00	1.05		mg/L		105	80 - 120
Vanadium	1.00	1.03		mg/L		103	80 - 120
Zinc	1.00	1.06		mg/L		106	80 - 120

Lab Sample ID: LCSD 580-315932/18-A
Matrix: Water
Analysis Batch: 316202

Client Sample ID: Lab Control Sample Dup
Prep Type: Total Recoverable
Prep Batch: 315932

Analyte	Spike Added	LCSD Result	LCSD Qualifier	Unit	D	%Rec	%Rec. Limits	RPD	RPD Limit
Antimony	1.00	1.08		mg/L		108	80 - 120	1	20
Arsenic	1.00	1.09		mg/L		109	80 - 120	2	20
Barium	1.00	0.974		mg/L		97	80 - 120	0	20
Beryllium	1.00	0.954		mg/L		95	80 - 120	9	20
Cadmium	1.00	1.03		mg/L		103	80 - 120	2	20
Chromium	1.00	1.02		mg/L		102	80 - 120	0	20
Cobalt	1.00	1.08		mg/L		108	80 - 120	0	20
Copper	1.00	1.03		mg/L		103	80 - 120	0	20
Lead	1.00	1.00		mg/L		100	80 - 120	1	20
Nickel	1.00	1.01		mg/L		101	80 - 120	1	20
Selenium	1.00	1.08		mg/L		108	80 - 120	4	20
Silver	1.00	1.02		mg/L		102	80 - 120	0	20
Thallium	1.00	1.03		mg/L		103	80 - 120	2	20
Vanadium	1.00	1.03		mg/L		103	80 - 120	0	20
Zinc	1.00	1.17		mg/L		117	80 - 120	10	20

QC Sample Results

Client: SCS Engineers
Project/Site: Coupeville Solid Waste Facility Groundwa

Job ID: 580-90350-1

Method: 6020A - Metals (ICP/MS) (Continued)

Lab Sample ID: 580-90350-12 MS

Matrix: Water

Analysis Batch: 316202

Client Sample ID: 1019-29

Prep Type: Total Recoverable

Prep Batch: 315932

Analyte	Sample	Sample Qualifier	Spike Added	MS	MS Qualifier	Unit	D	%Rec	%Rec.	
	Result			Result					Limits	Limits
Antimony	ND		1.00	1.00		mg/L		100	80 - 120	
Arsenic	0.0031		1.00	0.999		mg/L		100	80 - 120	
Barium	0.021	F1	1.00	0.618	F1	mg/L		60	80 - 120	
Beryllium	ND		1.00	1.01		mg/L		101	80 - 120	
Cadmium	ND		1.00	0.955		mg/L		96	80 - 120	
Chromium	0.0015		1.00	0.938		mg/L		94	80 - 120	
Cobalt	ND		1.00	0.993		mg/L		99	80 - 120	
Copper	0.038		1.00	0.986		mg/L		95	80 - 120	
Lead	ND		1.00	0.925		mg/L		93	80 - 120	
Nickel	ND		1.00	0.934		mg/L		93	80 - 120	
Selenium	ND		1.00	1.03		mg/L		103	80 - 120	
Silver	ND		1.00	0.955		mg/L		96	80 - 120	
Thallium	ND		1.00	0.955		mg/L		96	80 - 120	
Vanadium	ND		1.00	0.946		mg/L		94	80 - 120	
Zinc	0.059		1.00	0.987		mg/L		93	80 - 120	

Lab Sample ID: 580-90350-12 MSD

Matrix: Water

Analysis Batch: 316202

Client Sample ID: 1019-29

Prep Type: Total Recoverable

Prep Batch: 315932

Analyte	Sample	Sample Qualifier	Spike Added	MSD	MSD Qualifier	Unit	D	%Rec	%Rec.		RPD	
	Result			Result					Limits	Limits	RPD	Limit
Antimony	ND		1.00	1.07		mg/L		107	80 - 120	6	20	
Arsenic	0.0031		1.00	1.05		mg/L		105	80 - 120	5	20	
Barium	0.021	F1	1.00	0.636	F1	mg/L		62	80 - 120	3	20	
Beryllium	ND		1.00	0.968		mg/L		97	80 - 120	4	20	
Cadmium	ND		1.00	1.01		mg/L		101	80 - 120	5	20	
Chromium	0.0015		1.00	0.981		mg/L		98	80 - 120	4	20	
Cobalt	ND		1.00	1.04		mg/L		104	80 - 120	5	20	
Copper	0.038		1.00	1.03		mg/L		99	80 - 120	5	20	
Lead	ND		1.00	0.982		mg/L		98	80 - 120	6	20	
Nickel	ND		1.00	0.972		mg/L		97	80 - 120	4	20	
Selenium	ND		1.00	1.10		mg/L		110	80 - 120	7	20	
Silver	ND		1.00	0.998		mg/L		100	80 - 120	4	20	
Thallium	ND		1.00	1.02		mg/L		102	80 - 120	7	20	
Vanadium	ND		1.00	0.992		mg/L		99	80 - 120	5	20	
Zinc	0.059		1.00	1.01		mg/L		95	80 - 120	3	20	

Lab Sample ID: 580-90350-12 DU

Matrix: Water

Analysis Batch: 316202

Client Sample ID: 1019-29

Prep Type: Total Recoverable

Prep Batch: 315932

Analyte	Sample	Sample Qualifier	DU Result	DU	Unit	D	RPD	RPD	
	Result			Qualifier				RPD	Limit
Antimony	ND		ND		mg/L		NC	20	
Arsenic	0.0031		0.00333		mg/L		8	20	
Barium	0.021	F1	0.0214		mg/L		3	20	
Beryllium	ND		ND		mg/L		NC	20	
Cadmium	ND		ND		mg/L		NC	20	
Chromium	0.0015		0.00149		mg/L		0.5	20	
Cobalt	ND		ND		mg/L		NC	20	

Eurofins TestAmerica, Seattle

QC Sample Results

Client: SCS Engineers
Project/Site: Coupeville Solid Waste Facility Groundwa

Job ID: 580-90350-1

Method: 6020A - Metals (ICP/MS) (Continued)

Lab Sample ID: 580-90350-12 DU
Matrix: Water
Analysis Batch: 316202

Client Sample ID: 1019-29
Prep Type: Total Recoverable
Prep Batch: 315932

Analyte	Sample	Sample	DU	DU	Unit	D	RPD	Limit
	Result	Qualifier	Result	Qualifier				
Copper	0.038		0.0390		mg/L		2	20
Lead	ND		ND		mg/L		NC	20
Nickel	ND		ND		mg/L		NC	20
Selenium	ND		ND		mg/L		NC	20
Silver	ND		ND		mg/L		NC	20
Thallium	ND		ND		mg/L		NC	20
Vanadium	ND		ND		mg/L		NC	20
Zinc	0.059		0.0617		mg/L		4	20

Method: 300.0 - Anions, Ion Chromatography

Lab Sample ID: MB 580-315764/3
Matrix: Water
Analysis Batch: 315764

Client Sample ID: Method Blank
Prep Type: Total/NA

Analyte	MB	MB	RL	MDL	Unit	D	Prepared	Analyzed	Dil Fac
	Result	Qualifier							
Fluoride	ND		0.20		mg/L			10/25/19 18:23	1
Chloride	ND		0.90		mg/L			10/25/19 18:23	1
Sulfate	ND		1.2		mg/L			10/25/19 18:23	1

Lab Sample ID: LCS 580-315764/4
Matrix: Water
Analysis Batch: 315764

Client Sample ID: Lab Control Sample
Prep Type: Total/NA

Analyte	Spike Added	LCS Result	LCS Qualifier	Unit	D	%Rec	%Rec Limits
Chloride	50.0	53.2		mg/L		106	90 - 110
Sulfate	50.0	51.7		mg/L		103	90 - 110

Lab Sample ID: LCSD 580-315764/5
Matrix: Water
Analysis Batch: 315764

Client Sample ID: Lab Control Sample Dup
Prep Type: Total/NA

Analyte	Spike Added	LCSD Result	LCSD Qualifier	Unit	D	%Rec	%Rec Limits	RPD	Limit
Chloride	50.0	53.2		mg/L		106	90 - 110	0	15
Sulfate	50.0	51.7		mg/L		103	90 - 110	0	15

Lab Sample ID: 580-90350-12 MS
Matrix: Water
Analysis Batch: 315764

Client Sample ID: 1019-29
Prep Type: Total/NA

Analyte	Sample	Sample	Spike Added	MS	MS	Unit	D	%Rec	%Rec Limits
	Result	Qualifier		Result	Qualifier				
Fluoride	ND		5.00	5.38		mg/L		106	90 - 110
Chloride	58		50.0	104		mg/L		91	90 - 110
Sulfate	46		50.0	95.5		mg/L		100	90 - 110

QC Sample Results

Client: SCS Engineers
 Project/Site: Coupeville Solid Waste Facility Groundwa

Job ID: 580-90350-1

Method: 300.0 - Anions, Ion Chromatography (Continued)

Lab Sample ID: 580-90350-12 MSD
 Matrix: Water
 Analysis Batch: 315764

Client Sample ID: 1019-29
 Prep Type: Total/NA

Analyte	Sample Result	Sample Qualifier	Spike Added	MSD Result	MSD Qualifier	Unit	D	%Rec	%Rec. Limits	RPD	RPD Limit
Fluoride	ND		5.00	5.39		mg/L		106	90 - 110	0	15
Chloride	58		50.0	104		mg/L		91	90 - 110	0	15
Sulfate	46		50.0	95.6		mg/L		100	90 - 110	0	15

Method: 350.1 - Nitrogen, Ammonia

Lab Sample ID: MB 280-476575/20
 Matrix: Water
 Analysis Batch: 476575

Client Sample ID: Method Blank
 Prep Type: Total/NA

Analyte	MB Result	MB Qualifier	RL	MDL	Unit	D	Prepared	Analyzed	Dil Fac
Ammonia as N	ND		0.10		mg/L			11/05/19 11:10	1

Lab Sample ID: LCS 280-476575/18
 Matrix: Water
 Analysis Batch: 476575

Client Sample ID: Lab Control Sample
 Prep Type: Total/NA

Analyte	Spike Added	LCS Result	LCS Qualifier	Unit	D	%Rec	%Rec. Limits
Ammonia as N	2.50	2.37		mg/L		95	90 - 110

Lab Sample ID: LCSD 280-476575/19
 Matrix: Water
 Analysis Batch: 476575

Client Sample ID: Lab Control Sample Dup
 Prep Type: Total/NA

Analyte	Spike Added	LCSD Result	LCSD Qualifier	Unit	D	%Rec	%Rec. Limits	RPD	RPD Limit
Ammonia as N	2.50	2.48		mg/L		99	90 - 110	5	10

Method: 353.2 - Nitrogen, Nitrate-Nitrite

Lab Sample ID: MB 580-315913/12
 Matrix: Water
 Analysis Batch: 315913

Client Sample ID: Method Blank
 Prep Type: Total/NA

Analyte	MB Result	MB Qualifier	RL	MDL	Unit	D	Prepared	Analyzed	Dil Fac
Nitrate Nitrite as N	ND		0.15		mg/L			11/01/19 15:16	1

Lab Sample ID: MB 580-315913/46
 Matrix: Water
 Analysis Batch: 315913

Client Sample ID: Method Blank
 Prep Type: Total/NA

Analyte	MB Result	MB Qualifier	RL	MDL	Unit	D	Prepared	Analyzed	Dil Fac
Nitrate Nitrite as N	ND		0.15		mg/L			11/01/19 15:56	1

Lab Sample ID: LCS 580-315913/13
 Matrix: Water
 Analysis Batch: 315913

Client Sample ID: Lab Control Sample
 Prep Type: Total/NA

Analyte	Spike Added	LCS Result	LCS Qualifier	Unit	D	%Rec	%Rec. Limits
Nitrate Nitrite as N	1.00	1.03		mg/L		103	90 - 110

Eurofins TestAmerica, Seattle

QC Sample Results

Client: SCS Engineers
 Project/Site: Coupeville Solid Waste Facility Groundwa

Job ID: 580-90350-1

Method: 353.2 - Nitrogen, Nitrate-Nitrite (Continued)

Lab Sample ID: LCS 580-315913/47
Matrix: Water
Analysis Batch: 315913

Client Sample ID: Lab Control Sample
Prep Type: Total/NA

Analyte	Spike Added	LCS Result	LCS Qualifier	Unit	D	%Rec	%Rec. Limits
Nitrate Nitrite as N	1.00	1.03		mg/L		103	90 - 110

Lab Sample ID: LCSD 580-315913/14
Matrix: Water
Analysis Batch: 315913

Client Sample ID: Lab Control Sample Dup
Prep Type: Total/NA

Analyte	Spike Added	LCSD Result	LCSD Qualifier	Unit	D	%Rec	%Rec. Limits	RPD	RPD Limit
Nitrate Nitrite as N	1.00	1.03		mg/L		103	90 - 110	0	20

Lab Sample ID: LCSD 580-315913/48
Matrix: Water
Analysis Batch: 315913

Client Sample ID: Lab Control Sample Dup
Prep Type: Total/NA

Analyte	Spike Added	LCSD Result	LCSD Qualifier	Unit	D	%Rec	%Rec. Limits	RPD	RPD Limit
Nitrate Nitrite as N	1.00	1.03		mg/L		103	90 - 110	0	20

Lab Sample ID: 580-90350-4 MS
Matrix: Water
Analysis Batch: 315913

Client Sample ID: 1019-21
Prep Type: Total/NA

Analyte	Sample Result	Sample Qualifier	Spike Added	MS Result	MS Qualifier	Unit	D	%Rec	%Rec. Limits
Nitrate Nitrite as N	7.0		0.500	7.53	4	mg/L		112	90 - 110

Lab Sample ID: 580-90350-4 MSD
Matrix: Water
Analysis Batch: 315913

Client Sample ID: 1019-21
Prep Type: Total/NA

Analyte	Sample Result	Sample Qualifier	Spike Added	MSD Result	MSD Qualifier	Unit	D	%Rec	%Rec. Limits	RPD	RPD Limit
Nitrate Nitrite as N	7.0		0.500	7.64	4	mg/L		134	90 - 110	1	20

Lab Sample ID: MB 580-316412/13
Matrix: Water
Analysis Batch: 316412

Client Sample ID: Method Blank
Prep Type: Total/NA

Analyte	MB Result	MB Qualifier	RL	MDL	Unit	D	Prepared	Analyzed	Dil Fac
Nitrate Nitrite as N	ND		0.15		mg/L			11/09/19 10:26	1

Lab Sample ID: LCS 580-316412/14
Matrix: Water
Analysis Batch: 316412

Client Sample ID: Lab Control Sample
Prep Type: Total/NA

Analyte	Spike Added	LCS Result	LCS Qualifier	Unit	D	%Rec	%Rec. Limits
Nitrate Nitrite as N	1.00	1.02		mg/L		102	90 - 110

Lab Sample ID: LCSD 580-316412/15
Matrix: Water
Analysis Batch: 316412

Client Sample ID: Lab Control Sample Dup
Prep Type: Total/NA

Analyte	Spike Added	LCSD Result	LCSD Qualifier	Unit	D	%Rec	%Rec. Limits	RPD	RPD Limit
Nitrate Nitrite as N	1.00	1.01		mg/L		101	90 - 110	0	20

Eurofins TestAmerica, Seattle

QC Sample Results

Client: SCS Engineers
 Project/Site: Coupeville Solid Waste Facility Groundwa

Job ID: 580-90350-1

Method: 353.2 - Nitrogen, Nitrate-Nitrite

Lab Sample ID: 580-90350-10 MS
Matrix: Water
Analysis Batch: 316412

Client Sample ID: 1019-27
Prep Type: Total/NA

Analyte	Sample Result	Sample Qualifier	Spike Added	MS Result	MS Qualifier	Unit	D	%Rec	%Rec. Limits
Nitrate Nitrite as N	ND	F1	0.500	0.370	F1	mg/L		74	90 - 110

Lab Sample ID: 580-90350-10 MSD
Matrix: Water
Analysis Batch: 316412

Client Sample ID: 1019-27
Prep Type: Total/NA

Analyte	Sample Result	Sample Qualifier	Spike Added	MSD Result	MSD Qualifier	Unit	D	%Rec	%Rec. Limits	RPD	RPD Limit
Nitrate Nitrite as N	ND	F1	0.500	0.354	F1	mg/L		71	90 - 110	4	20

Lab Sample ID: 580-90350-G-12 MS
Matrix: Water
Analysis Batch: 316412

Client Sample ID: 580-90350-G-12 MS
Prep Type: Total/NA

Analyte	Sample Result	Sample Qualifier	Spike Added	MS Result	MS Qualifier	Unit	D	%Rec	%Rec. Limits
Nitrate Nitrite as N	ND	F1	0.500	1.85	F1	mg/L		369	90 - 110

Lab Sample ID: 580-90350-G-12 MSD
Matrix: Water
Analysis Batch: 316412

Client Sample ID: 580-90350-G-12 MSD
Prep Type: Total/NA

Analyte	Sample Result	Sample Qualifier	Spike Added	MSD Result	MSD Qualifier	Unit	D	%Rec	%Rec. Limits	RPD	RPD Limit
Nitrate Nitrite as N	ND	F1	0.500	1.85	F1	mg/L		369	90 - 110	20	20

Lab Sample ID: 580-90350-10 DU
Matrix: Water
Analysis Batch: 316412

Client Sample ID: 1019-27
Prep Type: Total/NA

Analyte	Sample Result	Sample Qualifier	DU Result	DU Qualifier	Unit	D	RPD	RPD Limit
Nitrate Nitrite as N	ND	F1	ND		mg/L		NC	20

Lab Sample ID: 580-90350-G-12 DU
Matrix: Water
Analysis Batch: 316412

Client Sample ID: 580-90350-G-12 DU
Prep Type: Total/NA

Analyte	Sample Result	Sample Qualifier	DU Result	DU Qualifier	Unit	D	RPD	RPD Limit
Nitrate Nitrite as N	ND	F1	1.49		mg/L		NC	20

Method: SM 2320B - Alkalinity

Lab Sample ID: LCS 580-315655/2
Matrix: Water
Analysis Batch: 315655

Client Sample ID: Lab Control Sample
Prep Type: Total/NA

Analyte	Spike Added	LCS Result	LCS Qualifier	Unit	D	%Rec	%Rec. Limits
Alkalinity	100	94.7		mg/L		95	85 - 115

QC Sample Results

Client: SCS Engineers
 Project/Site: Coupeville Solid Waste Facility Groundwa

Job ID: 580-90350-1

Method: SM 2320B - Alkalinity (Continued)

Lab Sample ID: LCS 580-315752/2
 Matrix: Water
 Analysis Batch: 315752

Client Sample ID: Lab Control Sample
 Prep Type: Total/NA

Analyte	Spike Added	LCS Result	LCS Qualifier	Unit	D	%Rec	%Rec. Limits
Alkalinity	100	92.9		mg/L		93	85 - 115

Lab Sample ID: LCS 580-315937/2
 Matrix: Water
 Analysis Batch: 315937

Client Sample ID: Lab Control Sample
 Prep Type: Total/NA

Analyte	Spike Added	LCS Result	LCS Qualifier	Unit	D	%Rec	%Rec. Limits
Alkalinity	100	98.3		mg/L		98	85 - 115

Method: SM 2540C - Solids, Total Dissolved (TDS)

Lab Sample ID: MB 580-315577/1
 Matrix: Water
 Analysis Batch: 315577

Client Sample ID: Method Blank
 Prep Type: Total/NA

Analyte	MB Result	MB Qualifier	RL	RL	Unit	D	Prepared	Analyzed	Dil Fac
Total Dissolved Solids	ND		10		mg/L			10/30/19 18:33	1

Lab Sample ID: LCS 580-315577/2
 Matrix: Water
 Analysis Batch: 315577

Client Sample ID: Lab Control Sample
 Prep Type: Total/NA

Analyte	Spike Added	LCS Result	LCS Qualifier	Unit	D	%Rec	%Rec. Limits
Total Dissolved Solids	1000	976		mg/L		98	80 - 120

Lab Sample ID: MB 580-315664/1
 Matrix: Water
 Analysis Batch: 315664

Client Sample ID: Method Blank
 Prep Type: Total/NA

Analyte	MB Result	MB Qualifier	RL	RL	Unit	D	Prepared	Analyzed	Dil Fac
Total Dissolved Solids	ND		10		mg/L			10/31/19 14:39	1

Lab Sample ID: LCS 580-315664/2
 Matrix: Water
 Analysis Batch: 315664

Client Sample ID: Lab Control Sample
 Prep Type: Total/NA

Analyte	Spike Added	LCS Result	LCS Qualifier	Unit	D	%Rec	%Rec. Limits
Total Dissolved Solids	1000	942		mg/L		94	80 - 120

Method: SM 5220D - COD

Lab Sample ID: MB 580-316214/3-A
 Matrix: Water
 Analysis Batch: 316215

Client Sample ID: Method Blank
 Prep Type: Total/NA
 Prep Batch: 316214

Analyte	MB Result	MB Qualifier	RL	RL	Unit	D	Prepared	Analyzed	Dil Fac
Chemical Oxygen Demand	ND		10		mg/L		11/07/19 09:30	11/07/19 09:30	1

QC Sample Results

Client: SCS Engineers
 Project/Site: Coupeville Solid Waste Facility Groundwa

Job ID: 580-90350-1

Method: SM 5220D - COD (Continued)

Lab Sample ID: LCS 580-316214/4-A
Matrix: Water
Analysis Batch: 316215

Client Sample ID: Lab Control Sample
Prep Type: Total/NA
Prep Batch: 316214

Analyte	Spike Added	LCS Result	LCS Qualifier	Unit	D	%Rec	%Rec. Limits
Chemical Oxygen Demand	75.0	70.2		mg/L		94	80 - 120

Lab Sample ID: LCSD 580-316214/5-A
Matrix: Water
Analysis Batch: 316215

Client Sample ID: Lab Control Sample Dup
Prep Type: Total/NA
Prep Batch: 316214

Analyte	Spike Added	LCSD Result	LCSD Qualifier	Unit	D	%Rec	%Rec. Limits	RPD	Limit
Chemical Oxygen Demand	75.0	75.2		mg/L		100	80 - 120	7	20

Lab Sample ID: 580-90350-1 MS
Matrix: Water
Analysis Batch: 316215

Client Sample ID: 1019-18
Prep Type: Total/NA
Prep Batch: 316214

Analyte	Sample Result	Sample Qualifier	Spike Added	MS Result	MS Qualifier	Unit	D	%Rec	%Rec. Limits
Chemical Oxygen Demand	ND		25.0	22.4		mg/L		90	75 - 125

Lab Sample ID: 580-90350-1 DU
Matrix: Water
Analysis Batch: 316215

Client Sample ID: 1019-18
Prep Type: Total/NA
Prep Batch: 316214

Analyte	Sample Result	Sample Qualifier	Spike Added	DU Result	DU Qualifier	Unit	D	%Rec	%Rec. Limits	RPD	Limit
Chemical Oxygen Demand	ND			ND		mg/L				NC	20

Method: SM 5310B - Organic Carbon, Total (TOC)

Lab Sample ID: MB 580-316073/3
Matrix: Water
Analysis Batch: 316073

Client Sample ID: Method Blank
Prep Type: Total/NA

Analyte	MB Result	MB Qualifier	RL	MDL	Unit	D	Prepared	Analyzed	Dil Fac
Total Organic Carbon	ND		1.0		mg/L			11/05/19 15:04	1

Lab Sample ID: LCS 580-316073/4
Matrix: Water
Analysis Batch: 316073

Client Sample ID: Lab Control Sample
Prep Type: Total/NA

Analyte	Spike Added	LCS Result	LCS Qualifier	Unit	D	%Rec	%Rec. Limits
Total Organic Carbon	10.0	9.25		mg/L		92	85 - 115

Lab Sample ID: LCSD 580-316073/5
Matrix: Water
Analysis Batch: 316073

Client Sample ID: Lab Control Sample Dup
Prep Type: Total/NA

Analyte	Spike Added	LCSD Result	LCSD Qualifier	Unit	D	%Rec	%Rec. Limits	RPD	Limit
Total Organic Carbon	10.0	9.86		mg/L		99	85 - 115	6	20

QC Sample Results

Client: SCS Engineers
 Project/Site: Coupeville Solid Waste Facility Groundwa

Job ID: 580-90350-1

Method: SM 5310B - Organic Carbon, Total (TOC) (Continued)

Lab Sample ID: MB 580-316346/3
Matrix: Water
Analysis Batch: 316346

Client Sample ID: Method Blank
Prep Type: Total/NA

Analyte	MB Result	MB Qualifier	RL	MDL	Unit	D	Prepared	Analyzed	Dil Fac
Total Organic Carbon	ND		1.0		mg/L			11/07/19 10:32	1

Lab Sample ID: LCS 580-316346/4
Matrix: Water
Analysis Batch: 316346

Client Sample ID: Lab Control Sample
Prep Type: Total/NA

Analyte	Spike Added	LCS Result	LCS Qualifier	Unit	D	%Rec	%Rec. Limits
Total Organic Carbon	10.0	9.82		mg/L		98	85 - 115

Lab Sample ID: LCSD 580-316346/5
Matrix: Water
Analysis Batch: 316346

Client Sample ID: Lab Control Sample Dup
Prep Type: Total/NA

Analyte	Spike Added	LCSD Result	LCSD Qualifier	Unit	D	%Rec	%Rec. Limits	RPD	RPD Limit
Total Organic Carbon	10.0	9.90		mg/L		99	85 - 115	1	20

Lab Chronicle

Client: SCS Engineers
 Project/Site: Coupeville Solid Waste Facility Groundwa

Job ID: 580-90350-1

Client Sample ID: 1019-18

Lab Sample ID: 580-90350-1

Date Collected: 10/23/19 09:45

Matrix: Water

Date Received: 10/25/19 11:30

Prep Type	Batch Type	Batch Method	Run	Dilution Factor	Batch Number	Prepared or Analyzed	Analyst	Lab
Total/NA	Analysis	8260C		1	315700	11/01/19 10:36	DSO	TAL SEA
Dissolved	Prep	3005A			316070	11/06/19 08:24	A1B	TAL SEA
Dissolved	Analysis	6010C		1	316283	11/07/19 12:44	T1H	TAL SEA
Total Recoverable	Prep	3005A			315932	11/04/19 15:35	ART	TAL SEA
Total Recoverable	Analysis	6020A		1	316202	11/05/19 19:20	FCW	TAL SEA
Total/NA	Analysis	300.0		1	315764	10/27/19 18:29	AAC	TAL SEA
Total/NA	Analysis	350.1		1	476575	11/05/19 11:28	BWH	TAL DEN
Total/NA	Analysis	353.2		20	315913	11/01/19 15:38	JKM	TAL SEA
Total/NA	Analysis	SM 2320B		1	315752	11/01/19 12:56	ESB	TAL SEA
Total/NA	Analysis	SM 2540C		1	315577	10/30/19 18:33	R1K	TAL SEA
Total/NA	Prep	SM 5220			316214	11/07/19 09:30	R1K	TAL SEA
Total/NA	Analysis	SM 5220D		1	316215	11/07/19 09:30	R1K	TAL SEA
Total/NA	Analysis	SM 5310B		1	316073	11/05/19 21:28	JKM	TAL SEA

Client Sample ID: 1019-19

Lab Sample ID: 580-90350-2

Date Collected: 10/23/19 10:45

Matrix: Water

Date Received: 10/25/19 11:30

Prep Type	Batch Type	Batch Method	Run	Dilution Factor	Batch Number	Prepared or Analyzed	Analyst	Lab
Total/NA	Analysis	8260C		1	315700	11/01/19 11:03	DSO	TAL SEA
Dissolved	Prep	3005A			316070	11/06/19 08:24	A1B	TAL SEA
Dissolved	Analysis	6010C		1	316283	11/07/19 12:59	T1H	TAL SEA
Total Recoverable	Prep	3005A			315932	11/04/19 15:35	ART	TAL SEA
Total Recoverable	Analysis	6020A		1	316202	11/05/19 19:22	FCW	TAL SEA
Total/NA	Analysis	300.0		1	315764	10/27/19 18:41	AAC	TAL SEA
Total/NA	Analysis	350.1		1	476575	11/05/19 11:30	BWH	TAL DEN
Total/NA	Analysis	353.2		5	315913	11/01/19 15:39	JKM	TAL SEA
Total/NA	Analysis	SM 2320B		1	315752	11/01/19 12:56	ESB	TAL SEA
Total/NA	Analysis	SM 2540C		1	315577	10/30/19 18:33	R1K	TAL SEA
Total/NA	Prep	SM 5220			316214	11/07/19 09:30	R1K	TAL SEA
Total/NA	Analysis	SM 5220D		1	316215	11/07/19 09:30	R1K	TAL SEA
Total/NA	Analysis	SM 5310B		1	316073	11/05/19 21:44	JKM	TAL SEA

Client Sample ID: 1019-20

Lab Sample ID: 580-90350-3

Date Collected: 10/23/19 11:50

Matrix: Water

Date Received: 10/25/19 11:30

Prep Type	Batch Type	Batch Method	Run	Dilution Factor	Batch Number	Prepared or Analyzed	Analyst	Lab
Total/NA	Analysis	8260C		1	315700	11/01/19 11:29	DSO	TAL SEA
Dissolved	Prep	3005A			316070	11/06/19 08:24	A1B	TAL SEA
Dissolved	Analysis	6010C		1	316283	11/07/19 13:12	T1H	TAL SEA
Total Recoverable	Prep	3005A			315932	11/04/19 15:35	ART	TAL SEA
Total Recoverable	Analysis	6020A		1	316202	11/05/19 19:25	FCW	TAL SEA

Eurofins TestAmerica, Seattle

Lab Chronicle

Client: SCS Engineers
 Project/Site: Coupeville Solid Waste Facility Groundwa

Job ID: 580-90350-1

Client Sample ID: 1019-20

Lab Sample ID: 580-90350-3

Date Collected: 10/23/19 11:50

Matrix: Water

Date Received: 10/25/19 11:30

Prep Type	Batch Type	Batch Method	Run	Dilution Factor	Batch Number	Prepared or Analyzed	Analyst	Lab
Total/NA	Analysis	300.0		1	315764	10/27/19 18:53	AAC	TAL SEA
Total/NA	Analysis	350.1		1	476575	11/05/19 11:45	BWH	TAL DEN
Total/NA	Analysis	353.2		1	315913	11/01/19 15:40	JKM	TAL SEA
Total/NA	Analysis	SM 2320B		1	315752	11/01/19 12:56	ESB	TAL SEA
Total/NA	Analysis	SM 2540C		1	315577	10/30/19 18:33	R1K	TAL SEA
Total/NA	Prep	SM 5220			316214	11/07/19 09:30	R1K	TAL SEA
Total/NA	Analysis	SM 5220D		1	316215	11/07/19 09:30	R1K	TAL SEA
Total/NA	Analysis	SM 5310B		1	316073	11/05/19 21:59	JKM	TAL SEA

Client Sample ID: 1019-21

Lab Sample ID: 580-90350-4

Date Collected: 10/23/19 12:55

Matrix: Water

Date Received: 10/25/19 11:30

Prep Type	Batch Type	Batch Method	Run	Dilution Factor	Batch Number	Prepared or Analyzed	Analyst	Lab
Total/NA	Analysis	8260C		1	315700	11/01/19 11:56	DSO	TAL SEA
Dissolved	Prep	3005A			316070	11/06/19 08:24	A1B	TAL SEA
Dissolved	Analysis	6010C		1	316283	11/07/19 13:15	T1H	TAL SEA
Total Recoverable	Prep	3005A			315932	11/04/19 15:35	ART	TAL SEA
Total Recoverable	Analysis	6020A		1	316202	11/05/19 19:28	FCW	TAL SEA
Total/NA	Analysis	300.0		1	315764	10/27/19 19:04	AAC	TAL SEA
Total/NA	Analysis	350.1		1	476575	11/05/19 11:47	BWH	TAL DEN
Total/NA	Analysis	353.2		10	315913	11/01/19 15:44	JKM	TAL SEA
Total/NA	Analysis	SM 2320B		1	315752	11/01/19 12:56	ESB	TAL SEA
Total/NA	Analysis	SM 2540C		1	315577	10/30/19 18:33	R1K	TAL SEA
Total/NA	Prep	SM 5220			316214	11/07/19 09:30	R1K	TAL SEA
Total/NA	Analysis	SM 5220D		1	316215	11/07/19 09:30	R1K	TAL SEA
Total/NA	Analysis	SM 5310B		1	316073	11/05/19 22:14	JKM	TAL SEA

Client Sample ID: 1019-22

Lab Sample ID: 580-90350-5

Date Collected: 10/23/19 14:05

Matrix: Water

Date Received: 10/25/19 11:30

Prep Type	Batch Type	Batch Method	Run	Dilution Factor	Batch Number	Prepared or Analyzed	Analyst	Lab
Total/NA	Analysis	8260C		1	315700	11/01/19 12:23	DSO	TAL SEA
Dissolved	Prep	3005A			316070	11/06/19 08:24	A1B	TAL SEA
Dissolved	Analysis	6010C		1	316283	11/07/19 13:19	T1H	TAL SEA
Total Recoverable	Prep	3005A			315932	11/04/19 15:35	ART	TAL SEA
Total Recoverable	Analysis	6020A		1	316202	11/05/19 19:31	FCW	TAL SEA
Total/NA	Analysis	300.0		1	315764	10/27/19 19:16	AAC	TAL SEA
Total/NA	Analysis	350.1		1	476575	11/05/19 11:57	BWH	TAL DEN
Total/NA	Analysis	353.2		1	315913	11/01/19 15:48	JKM	TAL SEA
Total/NA	Analysis	SM 2320B		1	315752	11/01/19 12:56	ESB	TAL SEA
Total/NA	Analysis	SM 2540C		1	315577	10/30/19 18:33	R1K	TAL SEA

Eurofins TestAmerica, Seattle

Lab Chronicle

Client: SCS Engineers
 Project/Site: Coupeville Solid Waste Facility Groundwa

Job ID: 580-90350-1

Client Sample ID: 1019-22

Lab Sample ID: 580-90350-5

Date Collected: 10/23/19 14:05

Matrix: Water

Date Received: 10/25/19 11:30

Prep Type	Batch Type	Batch Method	Run	Dilution Factor	Batch Number	Prepared or Analyzed	Analyst	Lab
Total/NA	Prep	SM 5220			316214	11/07/19 09:30	R1K	TAL SEA
Total/NA	Analysis	SM 5220D		1	316215	11/07/19 09:30	R1K	TAL SEA
Total/NA	Analysis	SM 5310B		1	316073	11/05/19 22:30	JKM	TAL SEA

Client Sample ID: 1019-23

Lab Sample ID: 580-90350-6

Date Collected: 10/23/19 15:05

Matrix: Water

Date Received: 10/25/19 11:30

Prep Type	Batch Type	Batch Method	Run	Dilution Factor	Batch Number	Prepared or Analyzed	Analyst	Lab
Total/NA	Analysis	8260C		1	315783	11/01/19 22:04	CJ	TAL SEA
Dissolved	Prep	3005A			316070	11/06/19 08:24	A1B	TAL SEA
Dissolved	Analysis	6010C		1	316283	11/07/19 13:22	T1H	TAL SEA
Total Recoverable	Prep	3005A			315932	11/04/19 15:35	ART	TAL SEA
Total Recoverable	Analysis	6020A		1	316202	11/05/19 19:34	FCW	TAL SEA
Total/NA	Analysis	300.0		1	315764	10/27/19 19:28	AAC	TAL SEA
Total/NA	Analysis	300.0		100	315764	11/05/19 11:05	AAC	TAL SEA
Total/NA	Analysis	350.1		1	476575	11/05/19 11:59	BWH	TAL DEN
Total/NA	Analysis	353.2		1	315913	11/01/19 15:49	JKM	TAL SEA
Total/NA	Analysis	SM 2320B		1	315752	11/01/19 12:56	ESB	TAL SEA
Total/NA	Analysis	SM 2540C		1	315577	10/30/19 18:33	R1K	TAL SEA
Total/NA	Prep	SM 5220			316214	11/07/19 09:30	R1K	TAL SEA
Total/NA	Analysis	SM 5220D		1	316215	11/07/19 09:30	R1K	TAL SEA
Total/NA	Analysis	SM 5310B		1	316073	11/05/19 22:45	JKM	TAL SEA

Client Sample ID: 1019-24

Lab Sample ID: 580-90350-7

Date Collected: 10/23/19 16:25

Matrix: Water

Date Received: 10/25/19 11:30

Prep Type	Batch Type	Batch Method	Run	Dilution Factor	Batch Number	Prepared or Analyzed	Analyst	Lab
Total/NA	Analysis	8260C		1	315783	11/01/19 22:31	CJ	TAL SEA
Dissolved	Prep	3005A			316070	11/06/19 08:24	A1B	TAL SEA
Dissolved	Analysis	6010C		1	316283	11/07/19 13:25	T1H	TAL SEA
Total Recoverable	Prep	3005A			315932	11/04/19 15:35	ART	TAL SEA
Total Recoverable	Analysis	6020A		1	316202	11/05/19 19:37	FCW	TAL SEA
Total/NA	Analysis	300.0		1	315764	10/27/19 19:40	AAC	TAL SEA
Total/NA	Analysis	350.1		1	476575	11/05/19 12:01	BWH	TAL DEN
Total/NA	Analysis	353.2		1	315913	11/01/19 15:50	JKM	TAL SEA
Total/NA	Analysis	SM 2320B		1	315655	10/31/19 14:16	ESB	TAL SEA
Total/NA	Analysis	SM 2540C		1	315577	10/30/19 18:33	R1K	TAL SEA
Total/NA	Prep	SM 5220			316214	11/07/19 09:30	R1K	TAL SEA
Total/NA	Analysis	SM 5220D		1	316215	11/07/19 09:30	R1K	TAL SEA
Total/NA	Analysis	SM 5310B		1	316346	11/07/19 16:33	JKM	TAL SEA

Lab Chronicle

Client: SCS Engineers
 Project/Site: Coupeville Solid Waste Facility Groundwa

Job ID: 580-90350-1

Client Sample ID: 1019-25

Lab Sample ID: 580-90350-8

Date Collected: 10/23/19 17:10

Matrix: Water

Date Received: 10/25/19 11:30

Prep Type	Batch Type	Batch Method	Run	Dilution Factor	Batch Number	Prepared or Analyzed	Analyst	Lab
Total/NA	Analysis	8260C		1	315783	11/01/19 22:58	CJ	TAL SEA
Dissolved	Prep	3005A			316070	11/06/19 08:24	A1B	TAL SEA
Dissolved	Analysis	6010C		1	316283	11/07/19 13:28	T1H	TAL SEA
Total Recoverable	Prep	3005A			315932	11/04/19 15:35	ART	TAL SEA
Total Recoverable	Analysis	6020A		1	316202	11/05/19 19:40	FCW	TAL SEA
Total/NA	Analysis	300.0		1	315764	10/27/19 20:15	AAC	TAL SEA
Total/NA	Analysis	350.1		1	476575	11/05/19 12:03	BWH	TAL DEN
Total/NA	Analysis	353.2		1	315913	11/01/19 15:51	JKM	TAL SEA
Total/NA	Analysis	SM 2320B		1	315655	10/31/19 14:16	ESB	TAL SEA
Total/NA	Analysis	SM 2540C		1	315577	10/30/19 18:33	R1K	TAL SEA
Total/NA	Prep	SM 5220			316214	11/07/19 09:30	R1K	TAL SEA
Total/NA	Analysis	SM 5220D		1	316215	11/07/19 09:30	R1K	TAL SEA
Total/NA	Analysis	SM 5310B		1	316346	11/07/19 16:48	JKM	TAL SEA

Client Sample ID: 1019-26

Lab Sample ID: 580-90350-9

Date Collected: 10/24/19 10:13

Matrix: Water

Date Received: 10/25/19 11:30

Prep Type	Batch Type	Batch Method	Run	Dilution Factor	Batch Number	Prepared or Analyzed	Analyst	Lab
Total/NA	Analysis	8260C		1	315793	11/05/19 03:13	DSO	TAL SEA
Dissolved	Prep	3005A			316070	11/06/19 08:24	A1B	TAL SEA
Dissolved	Analysis	6010C		1	316283	11/07/19 13:32	T1H	TAL SEA
Total Recoverable	Prep	3005A			315932	11/04/19 15:35	ART	TAL SEA
Total Recoverable	Analysis	6020A		1	316202	11/05/19 19:43	FCW	TAL SEA
Total/NA	Analysis	300.0		1	315764	10/27/19 16:56	AAC	TAL SEA
Total/NA	Analysis	350.1		1	476575	11/05/19 12:17	BWH	TAL DEN
Total/NA	Analysis	353.2		1	315913	11/01/19 15:52	JKM	TAL SEA
Total/NA	Analysis	SM 2320B		1	315937	11/04/19 16:31	ESB	TAL SEA
Total/NA	Analysis	SM 2540C		1	315664	10/31/19 14:39	R1K	TAL SEA
Total/NA	Prep	SM 5220			316214	11/07/19 09:30	R1K	TAL SEA
Total/NA	Analysis	SM 5220D		1	316215	11/07/19 09:30	R1K	TAL SEA
Total/NA	Analysis	SM 5310B		1	316346	11/07/19 17:04	JKM	TAL SEA

Client Sample ID: 1019-27

Lab Sample ID: 580-90350-10

Date Collected: 10/24/19 11:17

Matrix: Water

Date Received: 10/25/19 11:30

Prep Type	Batch Type	Batch Method	Run	Dilution Factor	Batch Number	Prepared or Analyzed	Analyst	Lab
Total/NA	Analysis	8260C		1	315793	11/05/19 03:39	DSO	TAL SEA
Dissolved	Prep	3005A			316070	11/06/19 08:24	A1B	TAL SEA
Dissolved	Analysis	6010C		1	316283	11/07/19 13:35	T1H	TAL SEA
Total Recoverable	Prep	3005A			315932	11/04/19 15:35	ART	TAL SEA
Total Recoverable	Analysis	6020A		1	316202	11/05/19 19:57	FCW	TAL SEA

Eurofins TestAmerica, Seattle

Lab Chronicle

Client: SCS Engineers
 Project/Site: Coupeville Solid Waste Facility Groundwa

Job ID: 580-90350-1

Client Sample ID: 1019-27

Lab Sample ID: 580-90350-10

Date Collected: 10/24/19 11:17

Matrix: Water

Date Received: 10/25/19 11:30

Prep Type	Batch Type	Batch Method	Run	Dilution Factor	Batch Number	Prepared or Analyzed	Analyst	Lab
Total/NA	Analysis	300.0		1	315764	10/27/19 17:08	AAC	TAL SEA
Total/NA	Analysis	350.1		1	476575	11/05/19 12:19	BWH	TAL DEN
Total/NA	Analysis	353.2		1	316412	11/09/19 10:30	JKM	TAL SEA
Total/NA	Analysis	SM 2320B		1	315937	11/04/19 16:31	ESB	TAL SEA
Total/NA	Analysis	SM 2540C		1	315664	10/31/19 14:39	R1K	TAL SEA
Total/NA	Prep	SM 5220			316214	11/07/19 09:30	R1K	TAL SEA
Total/NA	Analysis	SM 5220D		1	316215	11/07/19 09:30	R1K	TAL SEA
Total/NA	Analysis	SM 5310B		1	316346	11/07/19 17:19	JKM	TAL SEA

Client Sample ID: 1019-28

Lab Sample ID: 580-90350-11

Date Collected: 10/24/19 12:52

Matrix: Water

Date Received: 10/25/19 11:30

Prep Type	Batch Type	Batch Method	Run	Dilution Factor	Batch Number	Prepared or Analyzed	Analyst	Lab
Total/NA	Analysis	8260C		1	315793	11/05/19 04:06	DSO	TAL SEA
Dissolved	Prep	3005A			316070	11/06/19 08:24	A1B	TAL SEA
Dissolved	Analysis	6010C		1	316283	11/07/19 13:38	T1H	TAL SEA
Total Recoverable	Prep	3005A			315932	11/04/19 15:35	ART	TAL SEA
Total Recoverable	Analysis	6020A		1	316202	11/05/19 20:00	FCW	TAL SEA
Total/NA	Analysis	300.0		1	315764	10/27/19 17:19	AAC	TAL SEA
Total/NA	Analysis	350.1		1	476575	11/05/19 12:21	BWH	TAL DEN
Total/NA	Analysis	353.2		1	316412	11/09/19 10:34	JKM	TAL SEA
Total/NA	Analysis	SM 2320B		1	315937	11/04/19 16:31	ESB	TAL SEA
Total/NA	Analysis	SM 2540C		1	315664	10/31/19 14:39	R1K	TAL SEA
Total/NA	Prep	SM 5220			316214	11/07/19 09:30	R1K	TAL SEA
Total/NA	Analysis	SM 5220D		1	316215	11/07/19 09:30	R1K	TAL SEA
Total/NA	Analysis	SM 5310B		1	316346	11/07/19 17:34	JKM	TAL SEA

Client Sample ID: 1019-29

Lab Sample ID: 580-90350-12

Date Collected: 10/24/19 14:15

Matrix: Water

Date Received: 10/25/19 11:30

Prep Type	Batch Type	Batch Method	Run	Dilution Factor	Batch Number	Prepared or Analyzed	Analyst	Lab
Total/NA	Analysis	8260C		1	315793	11/05/19 04:32	DSO	TAL SEA
Dissolved	Prep	3005A			316070	11/06/19 08:24	A1B	TAL SEA
Dissolved	Analysis	6010C		1	316283	11/07/19 13:42	T1H	TAL SEA
Total Recoverable	Prep	3005A			315932	11/04/19 15:35	ART	TAL SEA
Total Recoverable	Analysis	6020A		1	316202	11/05/19 18:47	FCW	TAL SEA
Total/NA	Analysis	300.0		1	315764	10/27/19 17:54	AAC	TAL SEA
Total/NA	Analysis	350.1		1	476575	11/05/19 12:23	BWH	TAL DEN
Total/NA	Analysis	353.2		1	316412	11/09/19 10:53	JKM	TAL SEA
Total/NA	Analysis	SM 2320B		1	315937	11/05/19 08:25	ESB	TAL SEA
Total/NA	Analysis	SM 2540C		1	315664	10/31/19 14:39	R1K	TAL SEA

Eurofins TestAmerica, Seattle

Lab Chronicle

Client: SCS Engineers
Project/Site: Coupeville Solid Waste Facility Groundwa

Job ID: 580-90350-1

Client Sample ID: 1019-29

Lab Sample ID: 580-90350-12

Date Collected: 10/24/19 14:15

Matrix: Water

Date Received: 10/25/19 11:30

Prep Type	Batch Type	Batch Method	Run	Dilution Factor	Batch Number	Prepared or Analyzed	Analyst	Lab
Total/NA	Prep	SM 5220			316214	11/07/19 09:30	R1K	TAL SEA
Total/NA	Analysis	SM 5220D		1	316215	11/07/19 09:30	R1K	TAL SEA
Total/NA	Analysis	SM 5310B		1	316346	11/07/19 17:50	JKM	TAL SEA

Laboratory References:

TAL DEN = Eurofins TestAmerica, Denver, 4955 Yarrow Street, Arvada, CO 80002, TEL (303)736-0100

TAL SEA = Eurofins TestAmerica, Seattle, 5755 8th Street East, Tacoma, WA 98424, TEL (253)922-2310



Accreditation/Certification Summary

Client: SCS Engineers
 Project/Site: Coupeville Solid Waste Facility Groundwa

Job ID: 580-90350-1

Laboratory: Eurofins TestAmerica, Seattle

Unless otherwise noted, all analytes for this laboratory were covered under each accreditation/certification below.

Authority	Program	Identification Number	Expiration Date
Washington	State Program	C553	02-17-20

The following analytes are included in this report, but the laboratory is not certified by the governing authority. This list may include analytes for which the agency does not offer certification.

Analysis Method	Prep Method	Matrix	Analyte
6010C	3005A	Water	Calcium
6010C	3005A	Water	Iron
6010C	3005A	Water	Magnesium
6010C	3005A	Water	Manganese
6010C	3005A	Water	Potassium
6010C	3005A	Water	Sodium
6020A	3005A	Water	Antimony
6020A	3005A	Water	Arsenic
6020A	3005A	Water	Barium
6020A	3005A	Water	Beryllium
6020A	3005A	Water	Cadmium
6020A	3005A	Water	Chromium
6020A	3005A	Water	Cobalt
6020A	3005A	Water	Copper
6020A	3005A	Water	Lead
6020A	3005A	Water	Nickel
6020A	3005A	Water	Selenium
6020A	3005A	Water	Silver
6020A	3005A	Water	Thallium
6020A	3005A	Water	Vanadium
6020A	3005A	Water	Zinc
SM 2320B		Water	Hydroxide Alkalinity as CaCO3

Accreditation/Certification Summary

Client: SCS Engineers
 Project/Site: Coupeville Solid Waste Facility Groundwa

Job ID: 580-90350-1

Laboratory: Eurofins TestAmerica, Denver

All accreditations/certifications held by this laboratory are listed. Not all accreditations/certifications are applicable to this report.

Authority	Program	Identification Number	Expiration Date
Alabama	State Program	40730	09-30-12 *
Alaska (UST)	State	18-001	01-08-20
Arizona	State	AZ0713	12-20-19
Arkansas DEQ	State	19-047-0	06-01-20
California	State	2513	01-08-20
Connecticut	State	PH-0686	09-30-20
Florida	NELAP	E87667-57	06-30-20
Georgia	State	4025-011	01-08-20
Georgia	State Program	N/A	01-08-20
Illinois	NELAP	2000172019-1	04-30-20
Iowa	State	IA#370	12-01-20
Kansas	NELAP	E-10166	04-30-20
Louisiana	NELAP	30785	06-30-20
Maine	State	2019011 (231)	03-03-21
Maine	State Program	CO0002	03-03-21
Minnesota	NELAP	1545373	12-31-19
Nevada	State	CO000262020-1	07-31-20
New Hampshire	NELAP	205310	04-28-20
New Hampshire	NELAP	205319	04-28-20
New Jersey	NELAP	190002	06-30-20
New York	NELAP	59923	04-01-20
North Carolina (WW/SW)	State	<cert No.>	12-31-19
North Carolina (WW/SW)	State Program	358	12-31-19
North Dakota	State	R-034	01-08-20
Oregon	NELAP	4025-011	01-08-20
Pennsylvania	NELAP	013	08-01-20
South Carolina	State	72002001	01-08-20
South Carolina	State Program	72002001	01-08-20
Texas	NELAP	T104704183-19-17	09-30-20
US Fish & Wildlife	Federal		07-31-20
US Fish & Wildlife	US Federal Programs	058448	07-31-20
USDA	Federal		03-26-21
USDA	US Federal Programs	P330-18-00099	03-26-21
Utah	NELAP	CO000262019-11	07-31-20
Virginia	NELAP	10490	06-14-20
Washington	State	C583-19	08-05-20
West Virginia DEP	State	354	11-30-19
West Virginia DEP	State Program	354	11-30-19
Wisconsin	State	999615430	08-31-20
Wyoming (UST)	A2LA	2907.01	10-31-21
Wyoming (UST)	A2LA	2907.01	10-31-21

* Accreditation/Certification renewal pending - accreditation/certification considered valid.

Sample Summary

Client: SCS Engineers
Project/Site: Coupeville Solid Waste Facility Groundwa

Job ID: 580-90350-1

Lab Sample ID	Client Sample ID	Matrix	Collected	Received	Asset ID
580-90350-1	1019-18	Water	10/23/19 09:45	10/25/19 11:30	
580-90350-2	1019-19	Water	10/23/19 10:45	10/25/19 11:30	
580-90350-3	1019-20	Water	10/23/19 11:50	10/25/19 11:30	
580-90350-4	1019-21	Water	10/23/19 12:55	10/25/19 11:30	
580-90350-5	1019-22	Water	10/23/19 14:05	10/25/19 11:30	
580-90350-6	1019-23	Water	10/23/19 15:05	10/25/19 11:30	
580-90350-7	1019-24	Water	10/23/19 16:25	10/25/19 11:30	
580-90350-8	1019-25	Water	10/23/19 17:10	10/25/19 11:30	
580-90350-9	1019-26	Water	10/24/19 10:13	10/25/19 11:30	
580-90350-10	1019-27	Water	10/24/19 11:17	10/25/19 11:30	
580-90350-11	1019-28	Water	10/24/19 12:52	10/25/19 11:30	
580-90350-12	1019-29	Water	10/24/19 14:15	10/25/19 11:30	

Therm. ID: A1 Cor: 5.0 ° Unc: 5.1 °
Cooler Dsc: 1/3 Blue FedEX:
Packing: Bxb UPS:
Cust. Seal: Yes No Lab Cour: R
Blue Ice, Dry, None Other: _____

Therm. ID: A1 Cor: 4.6 ° Unc: 4.7 °
Cooler Dsc: 1/3 Blue FedEX:
Packing: Bxb UPS:
Cust. Seal: Yes No Lab Cour: R
Blue Ice, Dry, None Other: _____

Therm. ID: A1 Cor: 4.6 ° Unc: 4.7 °
Cooler Dsc: 1/3 Blue FedEX:
Packing: Bxb UPS:
Cust. Seal: Yes No Lab Cour: X
Blue Ice, Dry, None Other: _____

Therm. ID: A1 Cor: 5.6 ° Unc: 5.7 °
Cooler Dsc: 1/3 Blue FedEX:
Packing: Bxb UPS:
Cust. Seal: Yes No Lab Cour: X
Blue Ice, Dry, None Other: _____



Chain of Custody Record



Client Information (Sub Contract Lab)		Lab PM: Lewis, Nathan A		Carrier Tracking No(s):		COC No: 580-71754-1			
Client Contact: Arvada		E-Mail: nathan.lewis@testamericainc.com		State of Origin: Washington		Page: Page 1 of 2			
Shipping/Receiving Company: TestAmerica Laboratories, Inc.		Accreditations Required (See note): State Program - Washington		Job #:		580-90350-1			
Address: 4955 Yarrow Street, Arvada, CO, 80002		Due Date Requested: 11/6/2019		Analysis Requested		Preservation Codes:			
Phone: 303-736-0100(Tel) 303-431-7171(Fax)		TAT Requested (days):		Field Filtered Sample (Yes or No)		A - HCL B - NaOH C - Zn Acetate D - Nitric Acid E - NaHSO4 F - MeOH G - Amchlor H - Ascorbic Acid I - Ice J - DI Water K - EDTA L - EDA Other:			
Email:		PO #:		Perform MS/MSD (Yes or No)		M - Hexane N - None O - AsNaO2 P - Na2O4S Q - Na2SO3 R - Na2S2O3 S - H2SO4 T - TSP Dodecahydrate U - Acetone V - MCAA W - pH 4-5 Z - other (specify)			
Project Name: Coupeville Solid Waste Facility Groundwa		WO #:		Total Number of Containers		Special Instructions/Note:			
Site: Island County-CSWF-Q1 & Q3		Project #: 58009563		350 1					
		SSOWH:							
Sample Identification - Client ID (Lab ID)	Sample Date	Sample Time	Sample Type (C=Comp, G=grab)	Matrix (W=water, S=solid, O=soil)	Preservation Code:	Field Filtered Sample (Yes or No)	Perform MS/MSD (Yes or No)	Total Number of Containers	Special Instructions/Note:
1019-18 (580-90350-1)	10/23/19	09:45 Pacific		Water		X	X	1	
1019-19 (580-90350-2)	10/23/19	10:45 Pacific		Water		X	X	1	
1019-20 (580-90350-3)	10/23/19	11:50 Pacific		Water		X	X	1	
1019-21 (580-90350-4)	10/23/19	12:55 Pacific		Water		X	X	1	
1019-22 (580-90350-5)	10/23/19	14:05 Pacific		Water		X	X	1	
1019-23 (580-90350-6)	10/23/19	15:05 Pacific		Water		X	X	1	
1019-24 (580-90350-7)	10/23/19	16:25 Pacific		Water		X	X	1	
1019-25 (580-90350-8)	10/23/19	17:10 Pacific		Water		X	X	1	
1019-26 (580-90350-9)	10/24/19	10:13 Pacific		Water		X	X	1	

Note: Since laboratory accreditations are subject to change, TestAmerica Laboratories, Inc. places the ownership of method, analyte & accreditation compliance upon our subcontract laboratories. This sample shipment is forwarded under chain-of-custody. If the laboratory does not currently maintain accreditation in the State of Origin listed above for analysis/matrix being analyzed, the samples must be shipped back to the TestAmerica laboratory or other instructions will be provided. Any changes to accreditation status should be brought to TestAmerica Laboratories, Inc. attention immediately. If all requested accreditations are current to date, return the signed Chain of Custody attesting to said compliance to TestAmerica Laboratories, Inc.

Possible Hazard Identification
 Unconfirmed
 Return To Client
 Disposal By Lab
 Archive For _____ Months
 Special Instructions/QC Requirements:

Sample Disposal (A fee may be assessed if samples are retained longer than 1 month)
 Primary Deliverable Rank: 2
 Date: _____

Empty Kit Relinquished by: _____ Date: _____
 Relinquished by: _____ Date/Time: 10/28/19 Company: Tasea
 Relinquished by: _____ Date/Time: _____ Company: _____
 Relinquished by: _____ Date/Time: _____ Company: _____

Custody Seals Intact: Yes No
 Custody Seal No.: _____
 Relinquished by: _____ Date/Time: _____ Company: _____
 Relinquished by: _____ Date/Time: _____ Company: _____
 Relinquished by: _____ Date/Time: _____ Company: _____



Login Sample Receipt Checklist

Client: SCS Engineers

Job Number: 580-90350-1

Login Number: 90350

List Source: Eurofins TestAmerica, Seattle

List Number: 1

Creator: Vallelunga, Diana L

Question	Answer	Comment
Radioactivity wasn't checked or is \leq background as measured by a survey meter.	N/A	
The cooler's custody seal, if present, is intact.	True	
Sample custody seals, if present, are intact.	True	
The cooler or samples do not appear to have been compromised or tampered with.	True	
Samples were received on ice.	True	
Cooler Temperature is acceptable.	True	
Cooler Temperature is recorded.	True	
COC is present.	True	
COC is filled out in ink and legible.	True	
COC is filled out with all pertinent information.	True	
Is the Field Sampler's name present on COC?	True	
There are no discrepancies between the containers received and the COC.	True	
Samples are received within Holding Time (excluding tests with immediate HTs)	True	
Sample containers have legible labels.	True	
Containers are not broken or leaking.	True	
Sample collection date/times are provided.	True	
Appropriate sample containers are used.	True	
Sample bottles are completely filled.	True	
Sample Preservation Verified.	True	
There is sufficient vol. for all requested analyses, incl. any requested MS/MSDs	True	
Containers requiring zero headspace have no headspace or bubble is $<6\text{mm}$ (1/4").	True	
Multiphasic samples are not present.	True	
Samples do not require splitting or compositing.	True	
Residual Chlorine Checked.	N/A	



Login Sample Receipt Checklist

Client: SCS Engineers

Job Number: 580-90350-1

Login Number: 90350

List Number: 2


Creator: Petunin, Peter

List Source: Eurofins TestAmerica, Denver

List Creation: 10/29/19 06:21 PM

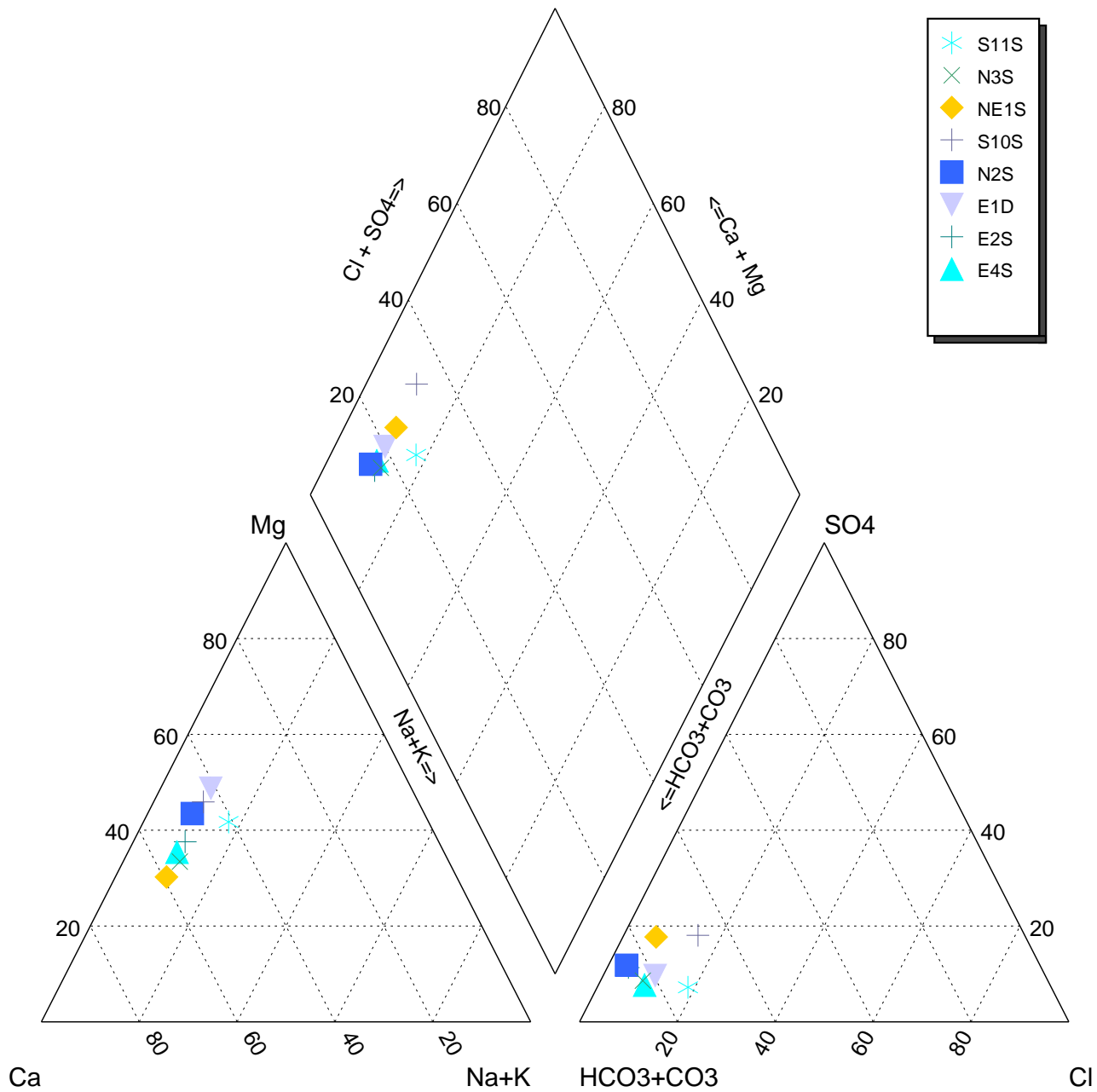
Question	Answer	Comment
Radioactivity wasn't checked or is <=/ background as measured by a survey meter.	N/A	
The cooler's custody seal, if present, is intact.	True	
Sample custody seals, if present, are intact.	True	
The cooler or samples do not appear to have been compromised or tampered with.	True	
Samples were received on ice.	True	
Cooler Temperature is acceptable.	True	
Cooler Temperature is recorded.	True	
COC is present.	True	
COC is filled out in ink and legible.	True	
COC is filled out with all pertinent information.	True	
Is the Field Sampler's name present on COC?	N/A	
There are no discrepancies between the containers received and the COC.	True	
Samples are received within Holding Time (excluding tests with immediate HTs)	True	
Sample containers have legible labels.	True	
Containers are not broken or leaking.	True	
Sample collection date/times are provided.	True	
Appropriate sample containers are used.	True	
Sample bottles are completely filled.	True	
Sample Preservation Verified.	N/A	
There is sufficient vol. for all requested analyses, incl. any requested MS/MSDs	True	
Containers requiring zero headspace have no headspace or bubble is <6mm (1/4").	True	
Multiphasic samples are not present.	True	
Samples do not require splitting or compositing.	True	
Residual Chlorine Checked.	N/A	





Appendix C
2019 Groundwater Geochemical Evaluation





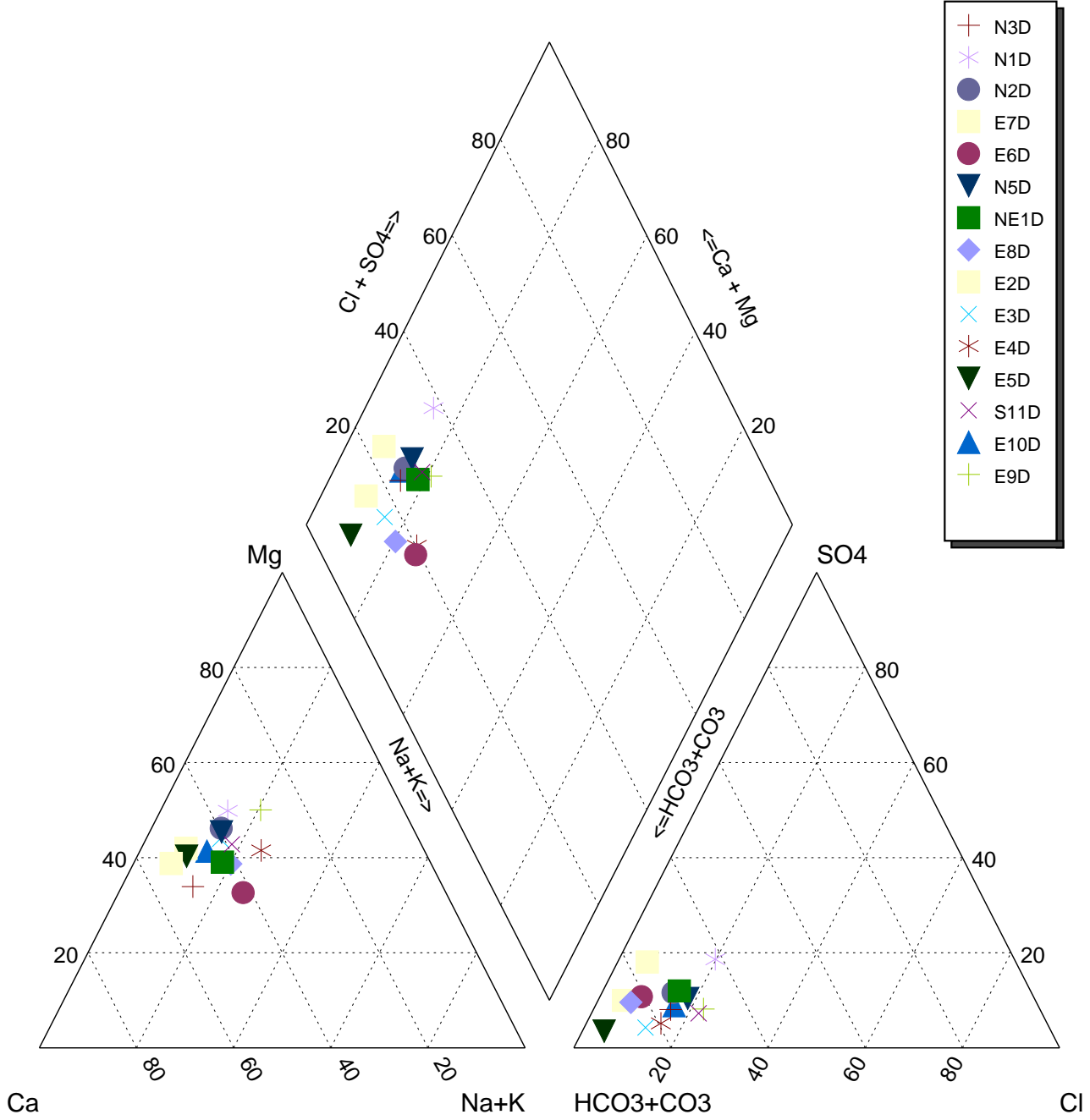
DESCRIPTION: 2Q19 Piper Plot - Aquifer 1

PROJECT: Coupeville Solid Waste Complex

PROJECT NO: 04207033.12

CLIENT: Island County Public Works

DATE: January 2020



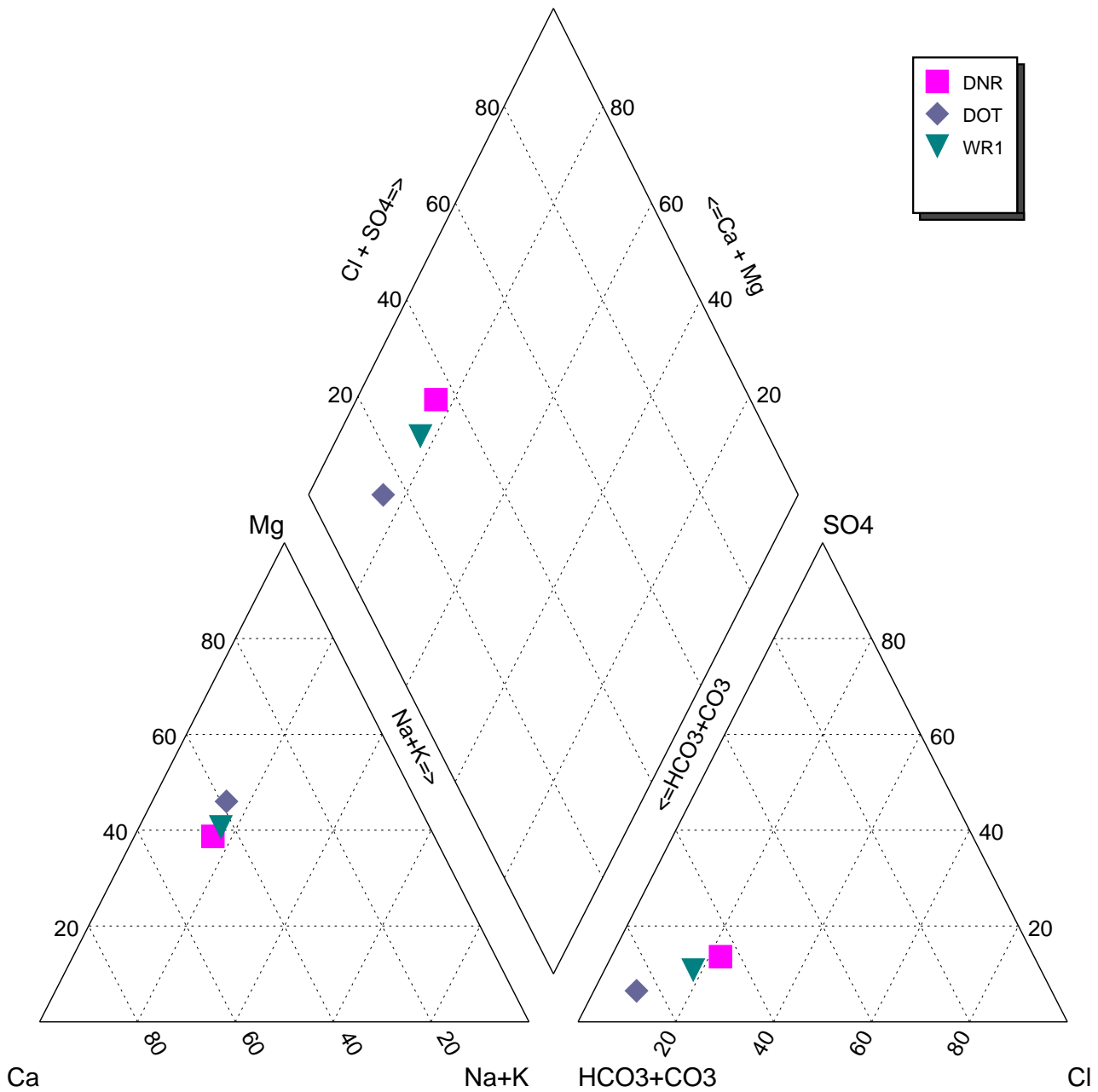
DESCRIPTION: 2Q19 Piper Plot - Aquifer 2

PROJECT: Coupeville Solid Waste Complex

PROJECT NO: 04207033.12

CLIENT: Island County Public Works

DATE: January 2020



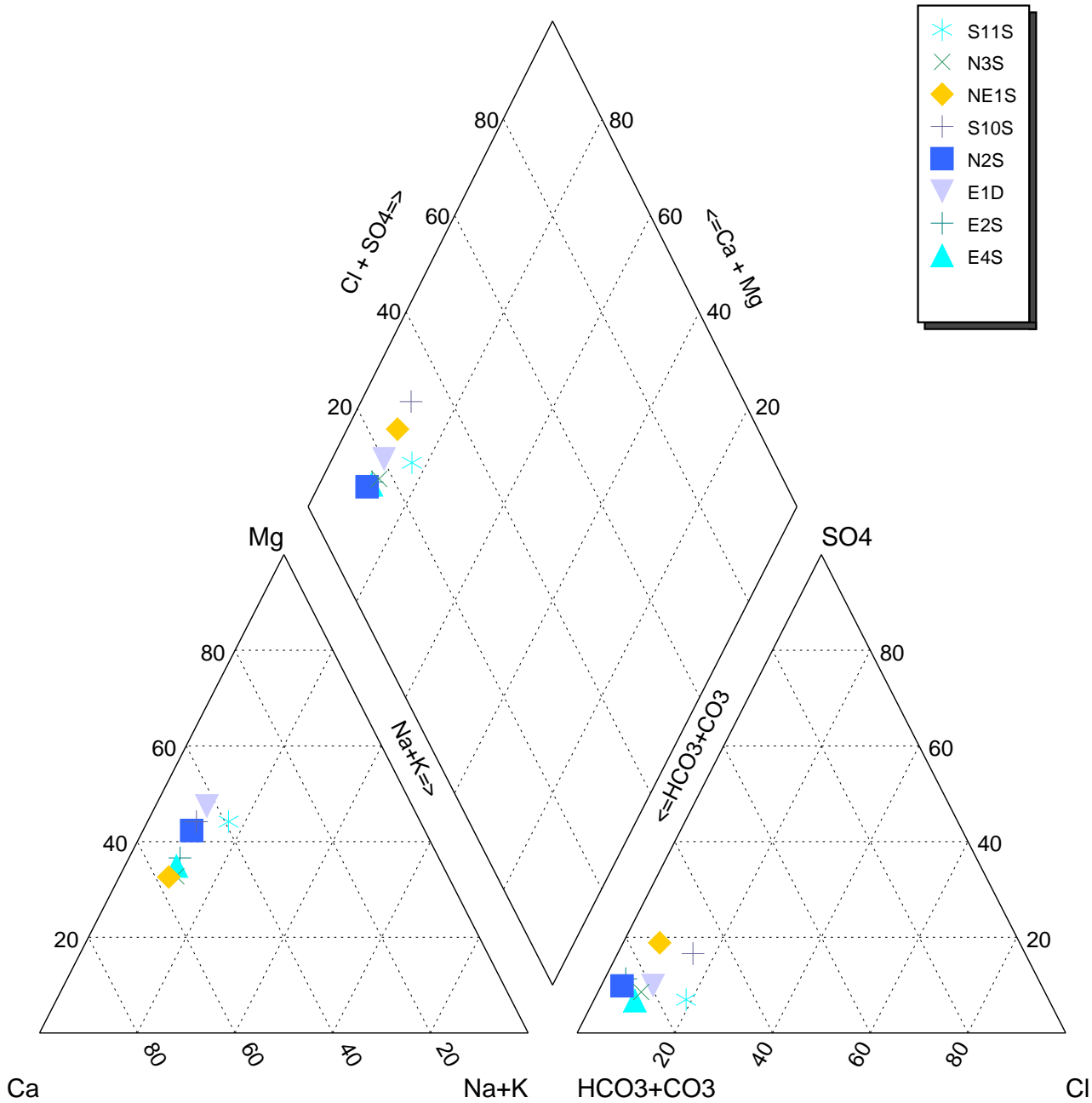
DESCRIPTION: 2Q19 Piper Plot - Water Supply Wells

PROJECT: Coupeville Solid Waste Complex

PROJECT NO: 04207033.12

CLIENT: Island County Public Works

DATE: January 2020



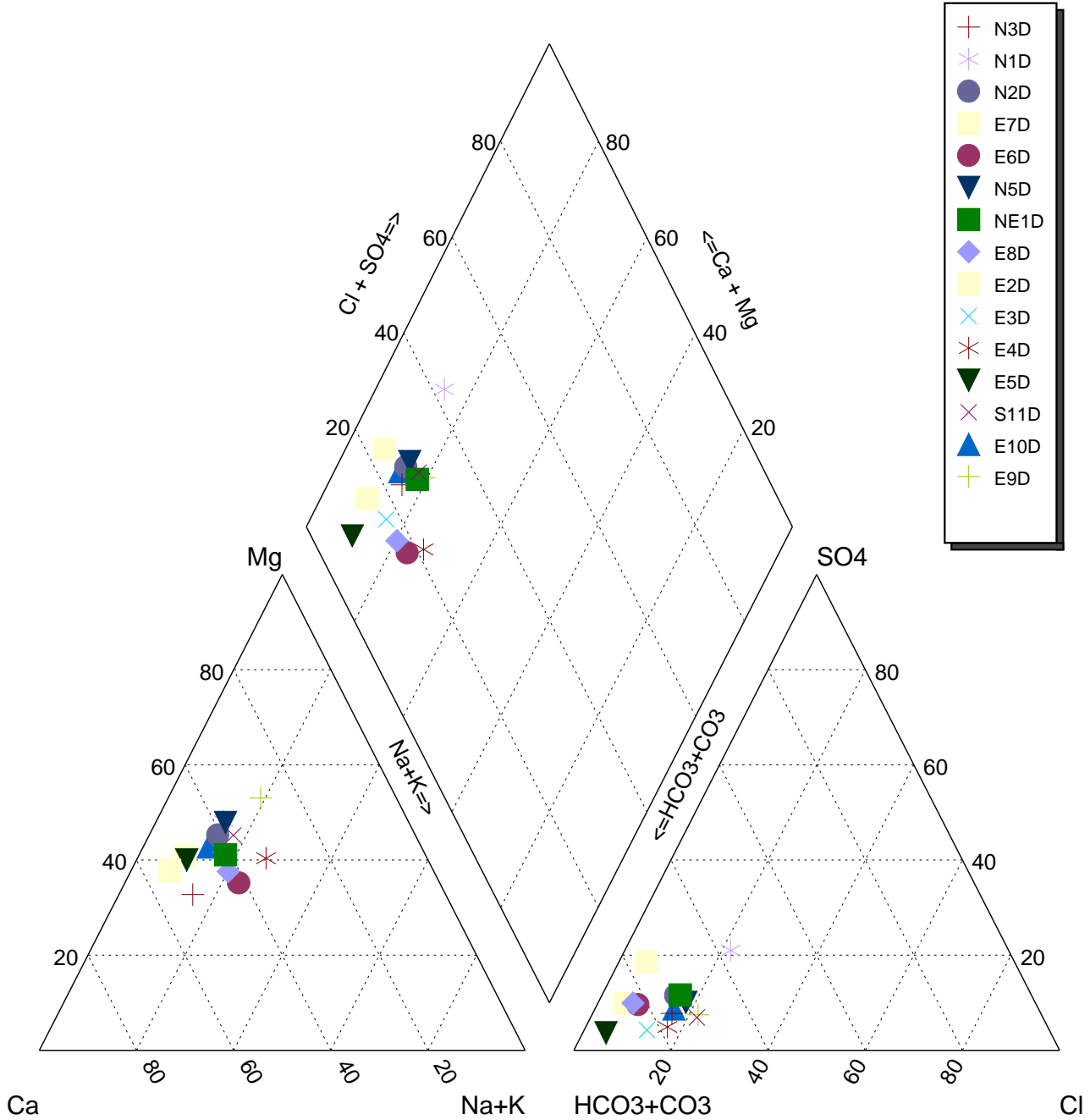
DESCRIPTION: 4Q19 Piper Plot - Aquifer 1

PROJECT: Coupeville Solid Waste Complex

PROJECT NO: 04207033.12

CLIENT: Island County Public Works

DATE: January 2020



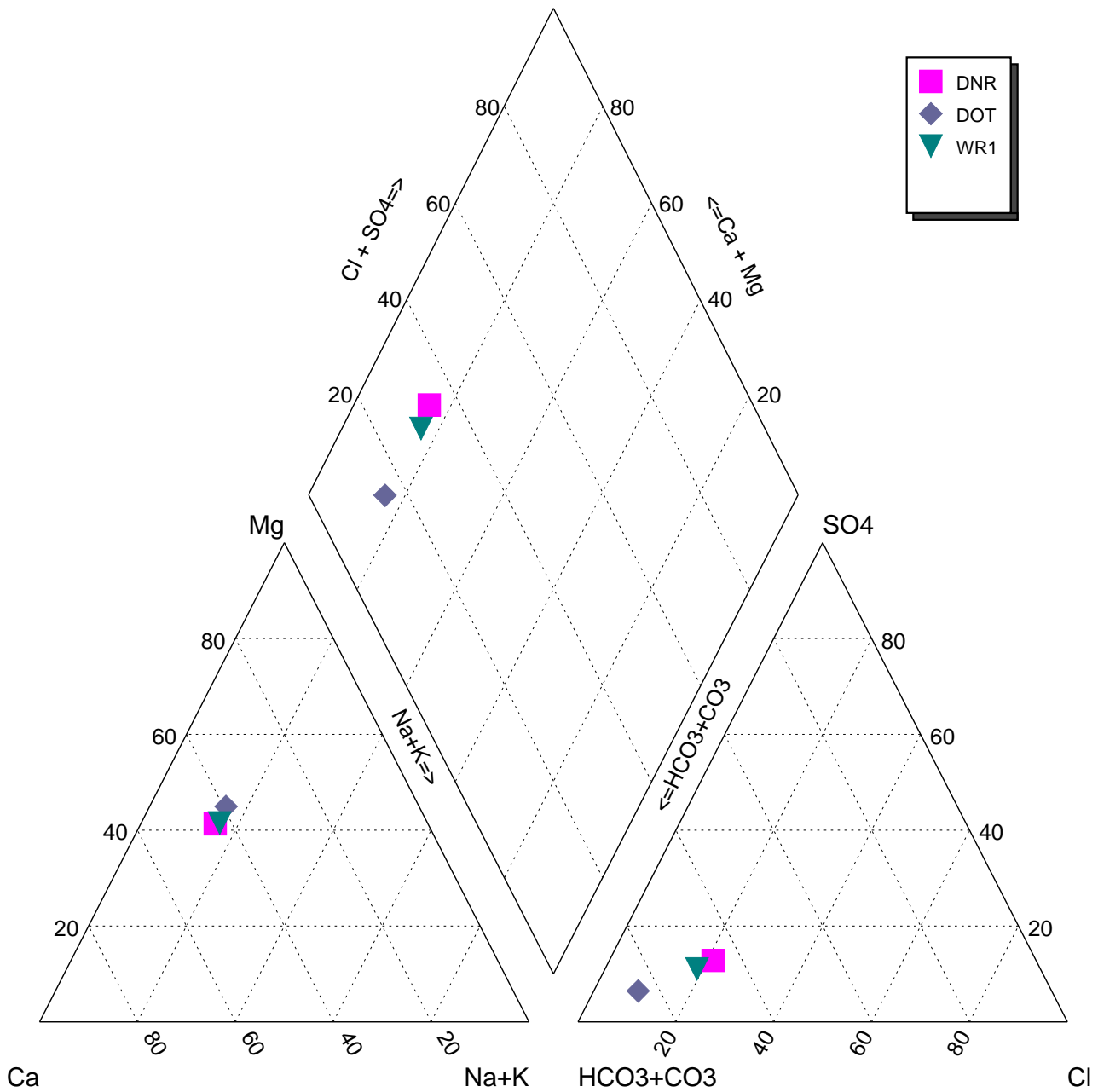
DESCRIPTION: 4Q19 Piper Plot - Aquifer 2

PROJECT: Coupeville Solid Waste Complex

PROJECT NO: 04207033.12

CLIENT: Island County Public Works

DATE: January 2020



DESCRIPTION: 4Q19 Piper Plot - Water Supply Wells

PROJECT: Coupeville Solid Waste Complex

PROJECT NO: 04207033.12

CLIENT: Island County Public Works

DATE: January 2020

Cation/Anion Balance

Location DNR
Sample Date 4/23/2019

Major Ions	Conversion Factor +	mg/l	meq/l
Na	0.04350	29.00	1.26
Fe	0.03581	<0.15	<0
Mn	0.0364	<0.01	<0.0004
K	0.02258	5.50	0.141
Ca	0.04990	79.00	3.94
Mg	0.08229	41.00	3.37
Sum of Cations			8.72 meq/L
Cl	0.02821	68.00	1.92
SO4	0.02082	56.00	1.17
NO3	0.01613	0.29	0.00
HCO3	0.01639	336.00	5.51
Sum of Anions			8.6 meq/L
Balance (% difference) *			0.71 %

+ mg/l to meq/l

* $[(\text{Total anions} - \text{Total cations}) / (\text{Total anions} + \text{Total cations})] * 100$

Cation/Anion Balance

Location DOT
Sample Date 4/22/2019

Major Ions	Conversion Factor +	mg/l	meq/l
Na	0.04350	25.00	1.09
Fe	0.03581	0.72	0
Mn	0.0364	0.17	0.0062
K	0.02258	6.40	0.164
Ca	0.04990	64.00	3.19
Mg	0.08229	46.00	3.79
		Sum of Cations	8.24 meq/L
Cl	0.02821	23.00	0.65
SO4	0.02082	23.00	0.48
NO3	0.01613	<0.20	<0.00
HCO3	0.01639	384.00	6.29
		Sum of Anions	7.42 meq/L
Balance (% difference) *			5.18 %

+ mg/l to meq/l

* $[(\text{Total anions} - \text{Total cations}) / (\text{Total anions} + \text{Total cations})] * 100$

Cation/Anion Balance

Location E10D
Sample Date 4/23/2019

Major Ions	Conversion Factor +	mg/l	meq/l
Na	0.04350	31.00	1.35
Fe	0.03581	1.3	0
Mn	0.0364	0.081	0.0029
K	0.02258	7.50	0.192
Ca	0.04990	100.00	4.99
Mg	0.08229	56.00	4.61
		Sum of Cations	11.14 meq/L
Cl	0.02821	62.00	1.75
SO4	0.02082	46.00	0.96
NO3	0.01613	<0.08	<0.00
HCO3	0.01639	492.00	8.06
		Sum of Anions	10.77 meq/L
		Balance (% difference) *	1.69 %

+ mg/l to meq/l

* $[(\text{Total anions} - \text{Total cations}) / (\text{Total anions} + \text{Total cations})] * 100$

Cation/Anion Balance

Location E1D
Sample Date 4/22/2019

Major Ions	Conversion Factor +	mg/l	meq/l
Na	0.04350	46.00	2.00
Fe	0.03581	<0.15	<0
Mn	0.0364	0.058	0.0021
K	0.02258	9.40	0.240
Ca	0.04990	180.00	8.98
Mg	0.08229	130.00	10.70
Sum of Cations			21.92 meq/L
Cl	0.02821	76.00	2.14
SO4	0.02082	94.00	1.96
NO3	0.01613	<0.20	<0.00
HCO3	0.01639	984.00	16.13
Sum of Anions			20.23 meq/L
Balance (% difference) *			4.01 %

+ mg/l to meq/l

* $[(\text{Total anions} - \text{Total cations}) / (\text{Total anions} + \text{Total cations})] * 100$

Cation/Anion Balance

Location E2D
Sample Date 4/22/2019

Major Ions	Conversion Factor +	mg/l	meq/l
Na	0.04350	36.00	1.57
Fe	0.03581	<0.15	<0
Mn	0.0364	0.066	0.0024
K	0.02258	8.90	0.228
Ca	0.04990	190.00	9.48
Mg	0.08229	99.00	8.15
Sum of Cations			19.42 meq/L
Cl	0.02821	32.00	0.90
SO4	0.02082	81.00	1.69
NO3	0.01613	1.80	0.03
HCO3	0.01639	876.00	14.36
Sum of Anions			16.98 meq/L
Balance (% difference) *			6.73 %

+ mg/l to meq/l

* $[(\text{Total anions} - \text{Total cations}) / (\text{Total anions} + \text{Total cations})] * 100$

Cation/Anion Balance

Location E2S
Sample Date 4/22/2019

Major Ions	Conversion Factor +	mg/l	meq/l
Na	0.04350	31.00	1.35
Fe	0.03581	<0.15	<0
Mn	0.0364	0.44	0.0160
K	0.02258	7.10	0.182
Ca	0.04990	150.00	7.49
Mg	0.08229	66.00	5.43
Sum of Cations			14.46 meq/L
Cl	0.02821	20.00	0.56
SO4	0.02082	71.00	1.48
NO3	0.01613	5.40	0.09
HCO3	0.01639	672.00	11.01
Sum of Anions			13.14 meq/L
Balance (% difference) *			4.78 %

+ mg/l to meq/l

* $[(\text{Total anions} - \text{Total cations}) / (\text{Total anions} + \text{Total cations})] * 100$

Cation/Anion Balance

Location E3D
Sample Date 4/22/2019

Major Ions	Conversion Factor +	mg/l	meq/l
Na	0.04350	27.00	1.17
Fe	0.03581	<0.15	<0
Mn	0.0364	0.3	0.0109
K	0.02258	6.60	0.169
Ca	0.04990	72.00	3.59
Mg	0.08229	47.00	3.87
Sum of Cations			8.81 meq/L
Cl	0.02821	35.00	0.99
SO4	0.02082	16.00	0.33
NO3	0.01613	<0.20	<0.00
HCO3	0.01639	396.00	6.49
Sum of Anions			7.81 meq/L
Balance (% difference) *			6.02 %

+ mg/l to meq/l

* $[(\text{Total anions} - \text{Total cations}) / (\text{Total anions} + \text{Total cations})] * 100$

Cation/Anion Balance

Location E4D
Sample Date 4/22/2019

Major Ions	Conversion Factor +	mg/l	meq/l
Na	0.04350	31.00	1.35
Fe	0.03581	<0.15	<0
Mn	0.0364	0.085	0.0031
K	0.02258	11.00	0.281
Ca	0.04990	44.00	2.20
Mg	0.08229	33.00	2.72
Sum of Cations			6.54 meq/L
Cl	0.02821	31.00	0.87
SO4	0.02082	14.00	0.29
NO3	0.01613	<0.20	<0.00
HCO3	0.01639	276.00	4.52
Sum of Anions			5.69 meq/L
Balance (% difference) *			6.96 %

+ mg/l to meq/l

* $[(\text{Total anions} - \text{Total cations}) / (\text{Total anions} + \text{Total cations})] * 100$

Cation/Anion Balance

Location E4S
Sample Date 4/22/2019

Major Ions	Conversion Factor +	mg/l	meq/l
Na	0.04350	30.00	1.30
Fe	0.03581	<0.15	<0
Mn	0.0364	<0.01	<0.0004
K	0.02258	6.40	0.164
Ca	0.04990	160.00	7.98
Mg	0.08229	63.00	5.18
Sum of Cations			14.64 meq/L
Cl	0.02821	43.00	1.21
SO4	0.02082	47.00	0.98
NO3	0.01613	1.60	0.03
HCO3	0.01639	648.00	10.62
Sum of Anions			12.84 meq/L
Balance (% difference) *			6.55 %

+ mg/l to meq/l

* $[(\text{Total anions} - \text{Total cations}) / (\text{Total anions} + \text{Total cations})] * 100$

Cation/Anion Balance

Location E5D
Sample Date 4/22/2019

Major Ions	Conversion Factor +	mg/l	meq/l
Na	0.04350	31.00	1.35
Fe	0.03581	1.7	0
Mn	0.0364	0.24	0.0087
K	0.02258	7.50	0.192
Ca	0.04990	150.00	7.49
Mg	0.08229	74.00	6.09
Sum of Cations			15.12 meq/L
Cl	0.02821	22.00	0.62
SO4	0.02082	23.00	0.48
NO3	0.01613	<0.20	<0.00
HCO3	0.01639	768.00	12.59
Sum of Anions			13.7 meq/L
Balance (% difference) *			4.98 %

+ mg/l to meq/l

* $[(\text{Total anions} - \text{Total cations}) / (\text{Total anions} + \text{Total cations})] * 100$

Cation/Anion Balance

Location E6D
Sample Date 4/22/2019

Major Ions	Conversion Factor +	mg/l	meq/l
Na	0.04350	38.00	1.65
Fe	0.03581	0.82	0
Mn	0.0364	0.62	0.0226
K	0.02258	6.10	0.156
Ca	0.04990	59.00	2.94
Mg	0.08229	28.00	2.30
Sum of Cations			7.08 meq/L
Cl	0.02821	20.00	0.56
SO4	0.02082	34.00	0.71
NO3	0.01613	<0.08	<0.00
HCO3	0.01639	324.00	5.31
Sum of Anions			6.58 meq/L
Balance (% difference) *			3.63 %

+ mg/l to meq/l

* $[(\text{Total anions} - \text{Total cations}) / (\text{Total anions} + \text{Total cations})] * 100$

Cation/Anion Balance

Location E7D
Sample Date 4/22/2019

Major Ions	Conversion Factor +	mg/l	meq/l
Na	0.04350	36.00	1.57
Fe	0.03581	<0.15	<0
Mn	0.0364	0.73	0.0266
K	0.02258	9.50	0.243
Ca	0.04990	250.00	12.48
Mg	0.08229	110.00	9.05
Sum of Cations			23.36 meq/L
Cl	0.02821	45.00	1.27
SO4	0.02082	180.00	3.75
NO3	0.01613	<0.20	<0.00
HCO3	0.01639	960.00	15.73
Sum of Anions			20.76 meq/L
Balance (% difference) *			5.91 %

+ mg/l to meq/l

* $[(\text{Total anions} - \text{Total cations}) / (\text{Total anions} + \text{Total cations})] * 100$

Cation/Anion Balance

Location E8D
Sample Date 4/22/2019

Major Ions	Conversion Factor +	mg/l	meq/l
Na	0.04350	25.00	1.09
Fe	0.03581	1.4	0
Mn	0.0364	0.33	0.0120
K	0.02258	5.90	0.151
Ca	0.04990	51.00	2.55
Mg	0.08229	29.00	2.39
		Sum of Cations	6.18 meq/L
Cl	0.02821	14.00	0.39
SO4	0.02082	26.00	0.54
NO3	0.01613	<0.20	<0.00
HCO3	0.01639	288.00	4.72
		Sum of Anions	5.66 meq/L
Balance (% difference) *			4.41 %

+ mg/l to meq/l

* $[(\text{Total anions} - \text{Total cations}) / (\text{Total anions} + \text{Total cations})] * 100$

Cation/Anion Balance

Location E9D
Sample Date 4/23/2019

Major Ions	Conversion Factor +	mg/l	meq/l
Na	0.04350	17.00	0.74
Fe	0.03581	<0.15	<0
Mn	0.0364	0.05	0.0018
K	0.02258	16.00	0.409
Ca	0.04990	33.00	1.65
Mg	0.08229	34.00	2.80
		Sum of Cations	5.6 meq/L
Cl	0.02821	41.00	1.16
SO4	0.02082	20.00	0.42
NO3	0.01613	<0.08	<0.00
HCO3	0.01639	216.00	3.54
		Sum of Anions	5.11 meq/L
		Balance (% difference) *	4.49 %

+ mg/l to meq/l

* $[(\text{Total anions} - \text{Total cations}) / (\text{Total anions} + \text{Total cations})] * 100$

Cation/Anion Balance

Location N1D
Sample Date 4/22/2019

Major Ions	Conversion Factor +	mg/l	meq/l
Na	0.04350	47.00	2.04
Fe	0.03581	<0.15	<0
Mn	0.0364	0.29	0.0106
K	0.02258	9.70	0.248
Ca	0.04990	120.00	5.99
Mg	0.08229	100.00	8.23
Sum of Cations			16.52 meq/L
Cl	0.02821	110.00	3.10
SO4	0.02082	140.00	2.92
NO3	0.01613	<0.20	<0.00
HCO3	0.01639	588.00	9.64
Sum of Anions			15.66 meq/L
Balance (% difference) *			2.68 %

+ mg/l to meq/l

* $[(\text{Total anions} - \text{Total cations}) / (\text{Total anions} + \text{Total cations})] * 100$

Cation/Anion Balance

Location N2D
Sample Date 4/22/2019

Major Ions	Conversion Factor +	mg/l	meq/l
Na	0.04350	41.00	1.78
Fe	0.03581	<0.15	<0
Mn	0.0364	<0.01	<0.0004
K	0.02258	8.40	0.215
Ca	0.04990	110.00	5.49
Mg	0.08229	78.00	6.42
Sum of Cations			13.9 meq/L
Cl	0.02821	65.00	1.83
SO4	0.02082	70.00	1.46
NO3	0.01613	2.40	0.04
HCO3	0.01639	564.00	9.24
Sum of Anions			12.57 meq/L
Balance (% difference) *			5.03 %

+ mg/l to meq/l

* $[(\text{Total anions} - \text{Total cations}) / (\text{Total anions} + \text{Total cations})] * 100$

Cation/Anion Balance

Location N2S
Sample Date 4/22/2019

Major Ions	Conversion Factor +	mg/l	meq/l
Na	0.04350	34.00	1.48
Fe	0.03581	<0.15	<0
Mn	0.0364	0.031	0.0011
K	0.02258	10.00	0.256
Ca	0.04990	180.00	8.98
Mg	0.08229	100.00	8.23
		Sum of Cations	18.95 meq/L
Cl	0.02821	22.00	0.62
SO4	0.02082	95.00	1.98
NO3	0.01613	6.20	0.10
HCO3	0.01639	864.00	14.16
		Sum of Anions	16.86 meq/L
Balance (% difference) *			5.83 %

+ mg/l to meq/l

* $[(\text{Total anions} - \text{Total cations}) / (\text{Total anions} + \text{Total cations})] * 100$

Cation/Anion Balance

Location N3D
Sample Date 4/22/2019

Major Ions	Conversion Factor +	mg/l	meq/l
Na	0.04350	21.00	0.91
Fe	0.03581	<0.15	<0
Mn	0.0364	0.029	0.0011
K	0.02258	6.00	0.153
Ca	0.04990	75.00	3.74
Mg	0.08229	30.00	2.47
Sum of Cations			7.28 meq/L
Cl	0.02821	38.00	1.07
SO4	0.02082	26.00	0.54
NO3	0.01613	<0.20	<0.00
HCO3	0.01639	312.00	5.11
Sum of Anions			6.73 meq/L
Balance (% difference) *			3.92 %

+ mg/l to meq/l

* $[(\text{Total anions} - \text{Total cations}) / (\text{Total anions} + \text{Total cations})] * 100$

Cation/Anion Balance

Location N3S
Sample Date 4/22/2019

Major Ions	Conversion Factor +	mg/l	meq/l
Na	0.04350	28.00	1.22
Fe	0.03581	<0.15	<0
Mn	0.0364	<0.01	<0.0004
K	0.02258	5.80	0.148
Ca	0.04990	130.00	6.49
Mg	0.08229	48.00	3.95
		Sum of Cations	11.8 meq/L
Cl	0.02821	32.00	0.90
SO4	0.02082	43.00	0.90
NO3	0.01613	4.30	0.07
HCO3	0.01639	528.00	8.65
		Sum of Anions	10.52 meq/L
Balance (% difference) *			5.75 %

+ mg/l to meq/l

* $[(\text{Total anions} - \text{Total cations}) / (\text{Total anions} + \text{Total cations})] * 100$

Cation/Anion Balance

Location N5D
Sample Date 4/23/2019

Major Ions	Conversion Factor +	mg/l	meq/l
Na	0.04350	49.00	2.13
Fe	0.03581	<0.15	<0
Mn	0.0364	0.21	0.0076
K	0.02258	11.00	0.281
Ca	0.04990	130.00	6.49
Mg	0.08229	90.00	7.41
		Sum of Cations	16.3 meq/L
Cl	0.02821	100.00	2.82
SO4	0.02082	77.00	1.60
NO3	0.01613	<0.08	<0.00
HCO3	0.01639	672.00	11.01
		Sum of Anions	15.44 meq/L
Balance (% difference) *			2.75 %

+ mg/l to meq/l

* $[(\text{Total anions} - \text{Total cations}) / (\text{Total anions} + \text{Total cations})] * 100$

Cation/Anion Balance

Location NE1D
Sample Date 4/23/2019

Major Ions	Conversion Factor +	mg/l	meq/l
Na	0.04350	28.00	1.22
Fe	0.03581	<0.15	<0
Mn	0.0364	<0.01	<0.0004
K	0.02258	6.40	0.164
Ca	0.04990	65.00	3.24
Mg	0.08229	36.00	2.96
Sum of Cations			7.59 meq/L
Cl	0.02821	38.00	1.07
SO4	0.02082	39.00	0.81
NO3	0.01613	<0.08	<0.00
HCO3	0.01639	300.00	4.92
Sum of Anions			6.8 meq/L
Balance (% difference) *			5.46 %

+ mg/l to meq/l

* $[(\text{Total anions} - \text{Total cations}) / (\text{Total anions} + \text{Total cations})] * 100$

Cation/Anion Balance

Location NE1S
Sample Date 4/23/2019

Major Ions	Conversion Factor +	mg/l	meq/l
Na	0.04350	19.00	0.83
Fe	0.03581	<0.15	<0
Mn	0.0364	<0.01	<0.0004
K	0.02258	5.60	0.143
Ca	0.04990	110.00	5.49
Mg	0.08229	34.00	2.80
		Sum of Cations	9.26 meq/L
Cl	0.02821	20.00	0.56
SO4	0.02082	71.00	1.48
NO3	0.01613	5.90	0.10
HCO3	0.01639	384.00	6.29
		Sum of Anions	8.43 meq/L
Balance (% difference) *			4.67 %

+ mg/l to meq/l

* $[(\text{Total anions} - \text{Total cations}) / (\text{Total anions} + \text{Total cations})] * 100$

Cation/Anion Balance

Location S10S
Sample Date 4/22/2019

Major Ions	Conversion Factor +	mg/l	meq/l
Na	0.04350	28.00	1.22
Fe	0.03581	<0.15	<0
Mn	0.0364	<0.01	<0.0004
K	0.02258	6.40	0.164
Ca	0.04990	120.00	5.99
Mg	0.08229	76.00	6.25
		Sum of Cations	13.62 meq/L
Cl	0.02821	57.00	1.61
SO4	0.02082	92.00	1.92
NO3	0.01613	32.00	0.52
HCO3	0.01639	432.00	7.08
		Sum of Anions	11.12 meq/L
Balance (% difference) *			10.12 %

+ mg/l to meq/l

* $[(\text{Total anions} - \text{Total cations}) / (\text{Total anions} + \text{Total cations})] * 100$

Cation/Anion Balance

Location S11D
Sample Date 4/23/2019

Major Ions	Conversion Factor +	mg/l	meq/l
Na	0.04350	39.00	1.70
Fe	0.03581	<0.15	<0
Mn	0.0364	0.16	0.0058
K	0.02258	7.80	0.199
Ca	0.04990	81.00	4.04
Mg	0.08229	54.00	4.44
		Sum of Cations	10.39 meq/L
Cl	0.02821	74.00	2.09
SO4	0.02082	33.00	0.69
NO3	0.01613	<0.08	<0.00
HCO3	0.01639	408.00	6.69
		Sum of Anions	9.46 meq/L
Balance (% difference) *			4.66 %

+ mg/l to meq/l

* $[(\text{Total anions} - \text{Total cations}) / (\text{Total anions} + \text{Total cations})] * 100$

Cation/Anion Balance

Location S11S
Sample Date 4/23/2019

Major Ions	Conversion Factor +	mg/l	meq/l
Na	0.04350	37.00	1.61
Fe	0.03581	<0.15	<0
Mn	0.0364	0.2	0.0073
K	0.02258	7.00	0.179
Ca	0.04990	84.00	4.19
Mg	0.08229	52.00	4.28
		Sum of Cations	10.27 meq/L
Cl	0.02821	61.00	1.72
SO4	0.02082	32.00	0.67
NO3	0.01613	<0.08	<0.00
HCO3	0.01639	420.00	6.88
		Sum of Anions	9.27 meq/L
Balance (% difference) *			5.09 %

+ mg/l to meq/l

* $[(\text{Total anions} - \text{Total cations}) / (\text{Total anions} + \text{Total cations})] * 100$

Cation/Anion Balance

Location WR1
Sample Date 4/23/2019

Major Ions	Conversion Factor +	mg/l	meq/l
Na	0.04350	34.00	1.48
Fe	0.03581	<0.15	<0
Mn	0.0364	<0.01	<0.0004
K	0.02258	5.60	0.143
Ca	0.04990	83.00	4.14
Mg	0.08229	48.00	3.95
Sum of Cations			9.71 meq/L
Cl	0.02821	57.00	1.61
SO4	0.02082	46.00	0.96
NO3	0.01613	1.50	0.02
HCO3	0.01639	384.00	6.29
Sum of Anions			8.88 meq/L
Balance (% difference) *			4.47 %

+ mg/l to meq/l

* $[(\text{Total anions} - \text{Total cations}) / (\text{Total anions} + \text{Total cations})] * 100$

Cation/Anion Balance

Location DNR
Sample Date 10/22/2019

Major Ions	Conversion Factor +	mg/l	meq/l
Na	0.04350	31.00	1.35
Fe	0.03581	<0.15	<0
Mn	0.0364	<0.01	<0.0004
K	0.02258	5.50	0.141
Ca	0.04990	85.00	4.24
Mg	0.08229	49.00	4.03
Sum of Cations			9.76 meq/L
Cl	0.02821	65.00	1.83
SO4	0.02082	53.00	1.10
NO3	0.01613	0.41	0.01
HCO3	0.01639	348.00	5.70
Sum of Anions			8.65 meq/L
Balance (% difference) *			6.06 %

+ mg/l to meq/l

* $[(\text{Total anions} - \text{Total cations}) / (\text{Total anions} + \text{Total cations})] * 100$

Cation/Anion Balance

Location DOT
Sample Date 10/24/2019

Major Ions	Conversion Factor +	mg/l	meq/l
Na	0.04350	27.00	1.17
Fe	0.03581	0.37	0
Mn	0.0364	0.16	0.0058
K	0.02258	6.70	0.171
Ca	0.04990	68.00	3.39
Mg	0.08229	47.00	3.87
		Sum of Cations	8.61 meq/L
Cl	0.02821	24.00	0.68
SO4	0.02082	23.00	0.48
NO3	0.01613	<0.08	<0.00
HCO3	0.01639	384.00	6.29
		Sum of Anions	7.45 meq/L
Balance (% difference) *			7.23 %

+ mg/l to meq/l

* $[(\text{Total anions} - \text{Total cations}) / (\text{Total anions} + \text{Total cations})] * 100$

Cation/Anion Balance

Location E10D
Sample Date 10/22/2019

Major Ions	Conversion Factor +	mg/l	meq/l
Na	0.04350	34.00	1.48
Fe	0.03581	1.1	0
Mn	0.0364	0.09	0.0033
K	0.02258	7.70	0.197
Ca	0.04990	110.00	5.49
Mg	0.08229	65.00	5.35
		Sum of Cations	12.52 meq/L
Cl	0.02821	62.00	1.75
SO4	0.02082	45.00	0.94
NO3	0.01613	<0.08	<0.00
HCO3	0.01639	492.00	8.06
		Sum of Anions	10.75 meq/L
Balance (% difference) *			7.59 %

+ mg/l to meq/l

* $[(\text{Total anions} - \text{Total cations}) / (\text{Total anions} + \text{Total cations})] * 100$

Cation/Anion Balance

Location E1D
Sample Date 10/21/2019

Major Ions	Conversion Factor +	mg/l	meq/l
Na	0.04350	49.00	2.13
Fe	0.03581	<0.15	<0
Mn	0.0364	0.055	0.0020
K	0.02258	9.30	0.238
Ca	0.04990	190.00	9.48
Mg	0.08229	130.00	10.70
Sum of Cations			22.55 meq/L
Cl	0.02821	77.00	2.17
SO4	0.02082	98.00	2.04
NO3	0.01613	0.18	0.00
HCO3	0.01639	996.00	16.32
Sum of Anions			20.54 meq/L
Balance (% difference) *			4.67 %

+ mg/l to meq/l

* $[(\text{Total anions} - \text{Total cations}) / (\text{Total anions} + \text{Total cations})] * 100$

Cation/Anion Balance

Location E2D
Sample Date 10/21/2019

Major Ions	Conversion Factor +	mg/l	meq/l
Na	0.04350	37.00	1.61
Fe	0.03581	<0.15	<0
Mn	0.0364	0.065	0.0024
K	0.02258	8.60	0.220
Ca	0.04990	190.00	9.48
Mg	0.08229	95.00	7.82
Sum of Cations			19.13 meq/L
Cl	0.02821	33.00	0.93
SO4	0.02082	78.00	1.63
NO3	0.01613	7.80	0.13
HCO3	0.01639	852.00	13.96
Sum of Anions			16.64 meq/L
Balance (% difference) *			6.95 %

+ mg/l to meq/l

* $[(\text{Total anions} - \text{Total cations}) / (\text{Total anions} + \text{Total cations})] * 100$

Cation/Anion Balance

Location E2S
Sample Date 10/21/2019

Major Ions	Conversion Factor +	mg/l	meq/l
Na	0.04350	32.00	1.39
Fe	0.03581	<0.15	<0
Mn	0.0364	0.47	0.0171
K	0.02258	7.20	0.184
Ca	0.04990	160.00	7.98
Mg	0.08229	67.00	5.51
Sum of Cations			15.1 meq/L
Cl	0.02821	20.00	0.56
SO4	0.02082	71.00	1.48
NO3	0.01613	5.40	0.09
HCO3	0.01639	672.00	11.01
Sum of Anions			13.14 meq/L
Balance (% difference) *			6.90 %

+ mg/l to meq/l

* $[(\text{Total anions} - \text{Total cations}) / (\text{Total anions} + \text{Total cations})] * 100$

Cation/Anion Balance

Location E3D
Sample Date 10/23/2019

Major Ions	Conversion Factor +	mg/l	meq/l
Na	0.04350	27.00	1.17
Fe	0.03581	<0.15	<0
Mn	0.0364	0.29	0.0106
K	0.02258	6.60	0.169
Ca	0.04990	71.00	3.54
Mg	0.08229	45.00	3.70
		Sum of Cations	8.6 meq/L
Cl	0.02821	36.00	1.02
SO4	0.02082	16.00	0.33
NO3	0.01613	<0.08	<0.00
HCO3	0.01639	396.00	6.49
		Sum of Anions	7.84 meq/L
Balance (% difference) *			4.62 %

+ mg/l to meq/l

* $[(\text{Total anions} - \text{Total cations}) / (\text{Total anions} + \text{Total cations})] * 100$

Cation/Anion Balance

Location E4D
Sample Date 10/22/2019

Major Ions	Conversion Factor +	mg/l	meq/l
Na	0.04350	32.00	1.39
Fe	0.03581	<0.15	<0
Mn	0.0364	0.071	0.0026
K	0.02258	11.00	0.281
Ca	0.04990	42.00	2.10
Mg	0.08229	31.00	2.55
		Sum of Cations	6.32 meq/L
Cl	0.02821	33.00	0.93
SO4	0.02082	13.00	0.27
NO3	0.01613	0.16	0.00
HCO3	0.01639	264.00	4.33
		Sum of Anions	5.53 meq/L
Balance (% difference) *			6.68 %

+ mg/l to meq/l

* $[(\text{Total anions} - \text{Total cations}) / (\text{Total anions} + \text{Total cations})] * 100$

Cation/Anion Balance

Location E4S
Sample Date 10/22/2019

Major Ions	Conversion Factor +	mg/l	meq/l
Na	0.04350	34.00	1.48
Fe	0.03581	<0.15	<0
Mn	0.0364	<0.01	<0.0004
K	0.02258	6.80	0.174
Ca	0.04990	170.00	8.48
Mg	0.08229	66.00	5.43
		Sum of Cations	15.57 meq/L
Cl	0.02821	39.00	1.10
SO4	0.02082	42.00	0.88
NO3	0.01613	3.30	0.05
HCO3	0.01639	672.00	11.01
		Sum of Anions	13.04 meq/L
Balance (% difference) *			8.83 %

+ mg/l to meq/l

* $[(\text{Total anions} - \text{Total cations}) / (\text{Total anions} + \text{Total cations})] * 100$

Cation/Anion Balance

Location E5D
Sample Date 10/24/2019

Major Ions	Conversion Factor +	mg/l	meq/l
Na	0.04350	36.00	1.57
Fe	0.03581	2.2	0
Mn	0.0364	0.23	0.0084
K	0.02258	8.00	0.205
Ca	0.04990	170.00	8.48
Mg	0.08229	83.00	6.83
		Sum of Cations	17.1 meq/L
Cl	0.02821	23.00	0.65
SO4	0.02082	24.00	0.50
NO3	0.01613	<0.08	<0.00
HCO3	0.01639	756.00	12.39
		Sum of Anions	13.54 meq/L
Balance (% difference) *			11.60 %

+ mg/l to meq/l

* $[(\text{Total anions} - \text{Total cations}) / (\text{Total anions} + \text{Total cations})] * 100$

Cation/Anion Balance

Location E6D
Sample Date 10/22/2019

Major Ions	Conversion Factor +	mg/l	meq/l
Na	0.04350	37.00	1.61
Fe	0.03581	1.4	0
Mn	0.0364	0.65	0.0237
K	0.02258	5.70	0.146
Ca	0.04990	62.00	3.09
Mg	0.08229	32.00	2.63
		Sum of Cations	7.5 meq/L
Cl	0.02821	20.00	0.56
SO4	0.02082	31.00	0.65
NO3	0.01613	<0.08	<0.00
HCO3	0.01639	336.00	5.51
		Sum of Anions	6.72 meq/L
		Balance (% difference) *	5.54 %

+ mg/l to meq/l

* $[(\text{Total anions} - \text{Total cations}) / (\text{Total anions} + \text{Total cations})] * 100$

Cation/Anion Balance

Location E7D
Sample Date 10/22/2019

Major Ions	Conversion Factor +	mg/l	meq/l
Na	0.04350	38.00	1.65
Fe	0.03581	<0.15	<0
Mn	0.0364	0.72	0.0262
K	0.02258	9.40	0.240
Ca	0.04990	260.00	12.97
Mg	0.08229	110.00	9.05
Sum of Cations			23.95 meq/L
Cl	0.02821	43.00	1.21
SO4	0.02082	190.00	3.96
NO3	0.01613	<0.08	<0.00
HCO3	0.01639	984.00	16.13
Sum of Anions			21.3 meq/L
Balance (% difference) *			5.85 %

+ mg/l to meq/l

* $[(\text{Total anions} - \text{Total cations}) / (\text{Total anions} + \text{Total cations})] * 100$

Cation/Anion Balance

Location E8D
Sample Date 10/24/2019

Major Ions	Conversion Factor +	mg/l	meq/l
Na	0.04350	25.00	1.09
Fe	0.03581	1.3	0
Mn	0.0364	0.29	0.0106
K	0.02258	5.60	0.143
Ca	0.04990	52.00	2.59
Mg	0.08229	28.00	2.30
		Sum of Cations	6.14 meq/L
Cl	0.02821	14.00	0.39
SO4	0.02082	26.00	0.54
NO3	0.01613	<0.08	<0.00
HCO3	0.01639	276.00	4.52
		Sum of Anions	5.46 meq/L
Balance (% difference) *			5.85 %

+ mg/l to meq/l

* $[(\text{Total anions} - \text{Total cations}) / (\text{Total anions} + \text{Total cations})] * 100$

Cation/Anion Balance

Location E9D
Sample Date 10/22/2019

Major Ions	Conversion Factor +	mg/l	meq/l
Na	0.04350	17.00	0.74
Fe	0.03581	<0.15	<0
Mn	0.0364	0.053	0.0019
K	0.02258	15.00	0.384
Ca	0.04990	33.00	1.65
Mg	0.08229	38.00	3.13
Sum of Cations			5.9 meq/L
Cl	0.02821	41.00	1.16
SO4	0.02082	19.00	0.40
NO3	0.01613	<0.08	<0.00
HCO3	0.01639	228.00	3.74
Sum of Anions			5.29 meq/L
Balance (% difference) *			5.44 %

+ mg/l to meq/l

* $[(\text{Total anions} - \text{Total cations}) / (\text{Total anions} + \text{Total cations})] * 100$

Cation/Anion Balance

Location N1D
Sample Date 10/23/2019

Major Ions	Conversion Factor +	mg/l	meq/l
Na	0.04350	49.00	2.13
Fe	0.03581	0.33	0
Mn	0.0364	0.31	0.0113
K	0.02258	9.60	0.246
Ca	0.04990	130.00	6.49
Mg	0.08229	100.00	8.23
		Sum of Cations	17.1 meq/L
Cl	0.02821	130.00	3.67
SO4	0.02082	170.00	3.54
NO3	0.01613	<0.08	<0.00
HCO3	0.01639	588.00	9.64
		Sum of Anions	16.85 meq/L
Balance (% difference) *			0.76 %

+ mg/l to meq/l

* $[(\text{Total anions} - \text{Total cations}) / (\text{Total anions} + \text{Total cations})] * 100$

Cation/Anion Balance

Location N2D
Sample Date 10/23/2019

Major Ions	Conversion Factor +	mg/l	meq/l
Na	0.04350	43.00	1.87
Fe	0.03581	<0.15	<0
Mn	0.0364	<0.01	<0.0004
K	0.02258	8.20	0.210
Ca	0.04990	120.00	5.99
Mg	0.08229	81.00	6.67
Sum of Cations			14.73 meq/L
Cl	0.02821	68.00	1.92
SO4	0.02082	70.00	1.46
NO3	0.01613	3.80	0.06
HCO3	0.01639	564.00	9.24
Sum of Anions			12.68 meq/L
Balance (% difference) *			7.49 %

+ mg/l to meq/l

* $[(\text{Total anions} - \text{Total cations}) / (\text{Total anions} + \text{Total cations})] * 100$

Cation/Anion Balance

Location N2S
Sample Date 10/23/2019

Major Ions	Conversion Factor +	mg/l	meq/l
Na	0.04350	33.00	1.44
Fe	0.03581	<0.15	<0
Mn	0.0364	0.024	0.0009
K	0.02258	9.30	0.238
Ca	0.04990	160.00	7.98
Mg	0.08229	86.00	7.08
		Sum of Cations	16.74 meq/L
Cl	0.02821	21.00	0.59
SO4	0.02082	65.00	1.35
NO3	0.01613	9.20	0.15
HCO3	0.01639	720.00	11.80
		Sum of Anions	13.9 meq/L
		Balance (% difference) *	9.27 %

+ mg/l to meq/l

* $[(\text{Total anions} - \text{Total cations}) / (\text{Total anions} + \text{Total cations})] * 100$

Cation/Anion Balance

Location N3D
Sample Date 10/21/2019

Major Ions	Conversion Factor +	mg/l	meq/l
Na	0.04350	22.00	0.96
Fe	0.03581	<0.15	<0
Mn	0.0364	0.037	0.0013
K	0.02258	6.00	0.153
Ca	0.04990	76.00	3.79
Mg	0.08229	29.00	2.39
Sum of Cations			7.29 meq/L
Cl	0.02821	39.00	1.10
SO4	0.02082	25.00	0.52
NO3	0.01613	<0.08	<0.00
HCO3	0.01639	312.00	5.11
Sum of Anions			6.74 meq/L
Balance (% difference) *			3.96 %

+ mg/l to meq/l

* $[(\text{Total anions} - \text{Total cations}) / (\text{Total anions} + \text{Total cations})] * 100$

Cation/Anion Balance

Location N3S
Sample Date 10/21/2019

Major Ions	Conversion Factor +	mg/l	meq/l
Na	0.04350	30.00	1.30
Fe	0.03581	<0.15	<0
Mn	0.0364	<0.01	<0.0004
K	0.02258	6.00	0.153
Ca	0.04990	140.00	6.99
Mg	0.08229	50.00	4.11
Sum of Cations			12.56 meq/L
Cl	0.02821	33.00	0.93
SO4	0.02082	43.00	0.90
NO3	0.01613	7.30	0.12
HCO3	0.01639	528.00	8.65
Sum of Anions			10.6 meq/L
Balance (% difference) *			8.47 %

+ mg/l to meq/l

* $[(\text{Total anions} - \text{Total cations}) / (\text{Total anions} + \text{Total cations})] * 100$

Cation/Anion Balance

Location N5D
Sample Date 10/21/2019

Major Ions	Conversion Factor +	mg/l	meq/l
Na	0.04350	51.00	2.22
Fe	0.03581	<0.15	<0
Mn	0.0364	0.23	0.0084
K	0.02258	10.00	0.256
Ca	0.04990	130.00	6.49
Mg	0.08229	100.00	8.23
Sum of Cations			17.2 meq/L
Cl	0.02821	98.00	2.76
SO4	0.02082	74.00	1.54
NO3	0.01613	<0.08	<0.00
HCO3	0.01639	672.00	11.01
Sum of Anions			15.32 meq/L
Balance (% difference) *			5.78 %

+ mg/l to meq/l

* $[(\text{Total anions} - \text{Total cations}) / (\text{Total anions} + \text{Total cations})] * 100$

Cation/Anion Balance

Location NE1D
Sample Date 10/23/2019

Major Ions	Conversion Factor +	mg/l	meq/l
Na	0.04350	29.00	1.26
Fe	0.03581	<0.15	<0
Mn	0.0364	<0.01	<0.0004
K	0.02258	6.50	0.166
Ca	0.04990	66.00	3.29
Mg	0.08229	40.00	3.29
		Sum of Cations	8.01 meq/L
Cl	0.02821	39.00	1.10
SO4	0.02082	38.00	0.79
NO3	0.01613	<0.08	<0.00
HCO3	0.01639	300.00	4.92
		Sum of Anions	6.81 meq/L
Balance (% difference) *			8.12 %

+ mg/l to meq/l

* $[(\text{Total anions} - \text{Total cations}) / (\text{Total anions} + \text{Total cations})] * 100$

Cation/Anion Balance

Location NE1S
Sample Date 10/23/2019

Major Ions	Conversion Factor +	mg/l	meq/l
Na	0.04350	19.00	0.83
Fe	0.03581	<0.15	<0
Mn	0.0364	<0.01	<0.0004
K	0.02258	5.80	0.148
Ca	0.04990	110.00	5.49
Mg	0.08229	38.00	3.13
Sum of Cations			9.6 meq/L
Cl	0.02821	22.00	0.62
SO4	0.02082	75.00	1.56
NO3	0.01613	7.00	0.11
HCO3	0.01639	372.00	6.10
Sum of Anions			8.4 meq/L
Balance (% difference) *			6.67 %

+ mg/l to meq/l

* $[(\text{Total anions} - \text{Total cations}) / (\text{Total anions} + \text{Total cations})] * 100$

Cation/Anion Balance

Location S10S
Sample Date 10/22/2019

Major Ions	Conversion Factor +	mg/l	meq/l
Na	0.04350	29.00	1.26
Fe	0.03581	<0.15	<0
Mn	0.0364	<0.01	<0.0004
K	0.02258	6.40	0.164
Ca	0.04990	130.00	6.49
Mg	0.08229	76.00	6.25
		Sum of Cations	14.17 meq/L
Cl	0.02821	57.00	1.61
SO4	0.02082	83.00	1.73
NO3	0.01613	31.00	0.50
HCO3	0.01639	432.00	7.08
		Sum of Anions	10.92 meq/L
		Balance (% difference) *	12.96 %

+ mg/l to meq/l

* $[(\text{Total anions} - \text{Total cations}) / (\text{Total anions} + \text{Total cations})] * 100$

Cation/Anion Balance

Location S11D
Sample Date 10/23/2019

Major Ions	Conversion Factor +	mg/l	meq/l
Na	0.04350	39.00	1.70
Fe	0.03581	<0.15	<0
Mn	0.0364	0.16	0.0058
K	0.02258	7.80	0.199
Ca	0.04990	82.00	4.09
Mg	0.08229	60.00	4.94
Sum of Cations			10.93 meq/L
Cl	0.02821	75.00	2.12
SO4	0.02082	32.00	0.67
NO3	0.01613	<0.08	<0.00
HCO3	0.01639	420.00	6.88
Sum of Anions			9.67 meq/L
Balance (% difference) *			6.14 %

+ mg/l to meq/l

* $[(\text{Total anions} - \text{Total cations}) / (\text{Total anions} + \text{Total cations})] * 100$

Cation/Anion Balance

Location S11S
Sample Date 10/23/2019

Major Ions	Conversion Factor +	mg/l	meq/l
Na	0.04350	36.00	1.57
Fe	0.03581	<0.15	<0
Mn	0.0364	0.2	0.0073
K	0.02258	6.50	0.166
Ca	0.04990	82.00	4.09
Mg	0.08229	56.00	4.61
		Sum of Cations	10.44 meq/L
Cl	0.02821	62.00	1.75
SO4	0.02082	31.00	0.65
NO3	0.01613	<0.08	<0.00
HCO3	0.01639	420.00	6.88
		Sum of Anions	9.28 meq/L
		Balance (% difference) *	5.88 %

+ mg/l to meq/l

* $[(\text{Total anions} - \text{Total cations}) / (\text{Total anions} + \text{Total cations})] * 100$

Cation/Anion Balance

Location WR1
Sample Date 10/24/2019

Major Ions	Conversion Factor +	mg/l	meq/l
Na	0.04350	34.00	1.48
Fe	0.03581	<0.15	<0
Mn	0.0364	<0.01	<0.0004
K	0.02258	5.60	0.143
Ca	0.04990	86.00	4.29
Mg	0.08229	51.00	4.20
		Sum of Cations	10.11 meq/L
Cl	0.02821	58.00	1.64
SO4	0.02082	46.00	0.96
NO3	0.01613	1.50	0.02
HCO3	0.01639	372.00	6.10
		Sum of Anions	8.72 meq/L
		Balance (% difference) *	7.41 %

+ mg/l to meq/l

* $[(\text{Total anions} - \text{Total cations}) / (\text{Total anions} + \text{Total cations})] * 100$

Table C1 - pH Times Series - Aquifer 1
 2019 Annual Monitoring Report
 Coupeville Solid Waste Facility, Island County, Washington

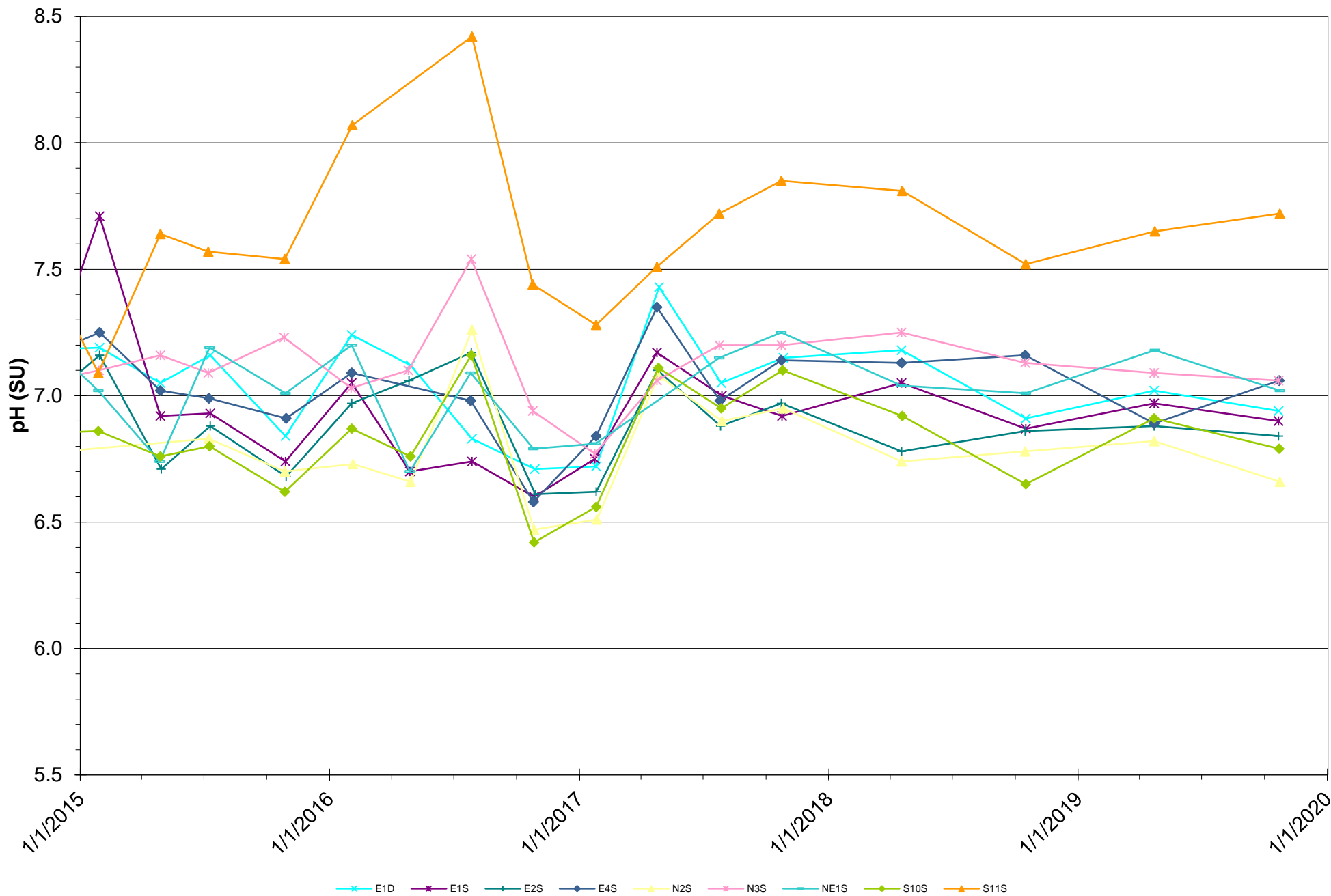


Table C2 - pH Times Series - Aquifer 2
 2019 Annual Monitoring Report
 Coupeville Solid Waste Facility, Island County, Washington

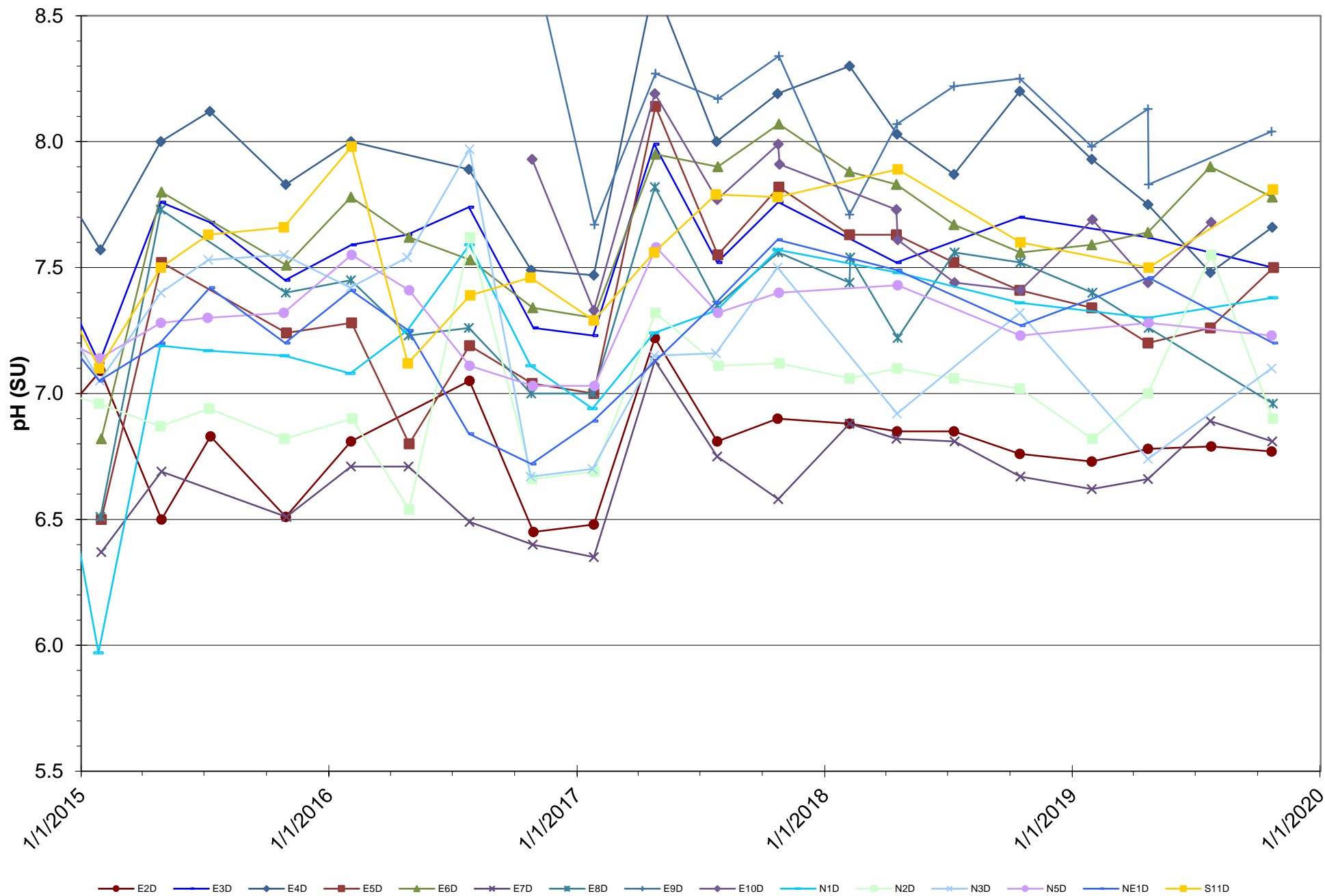


Table C3 - pH Times Series - Pumping Wells
2019 Annual Monitoring Report
Coupeville Solid Waste Facility, Island County, Washington

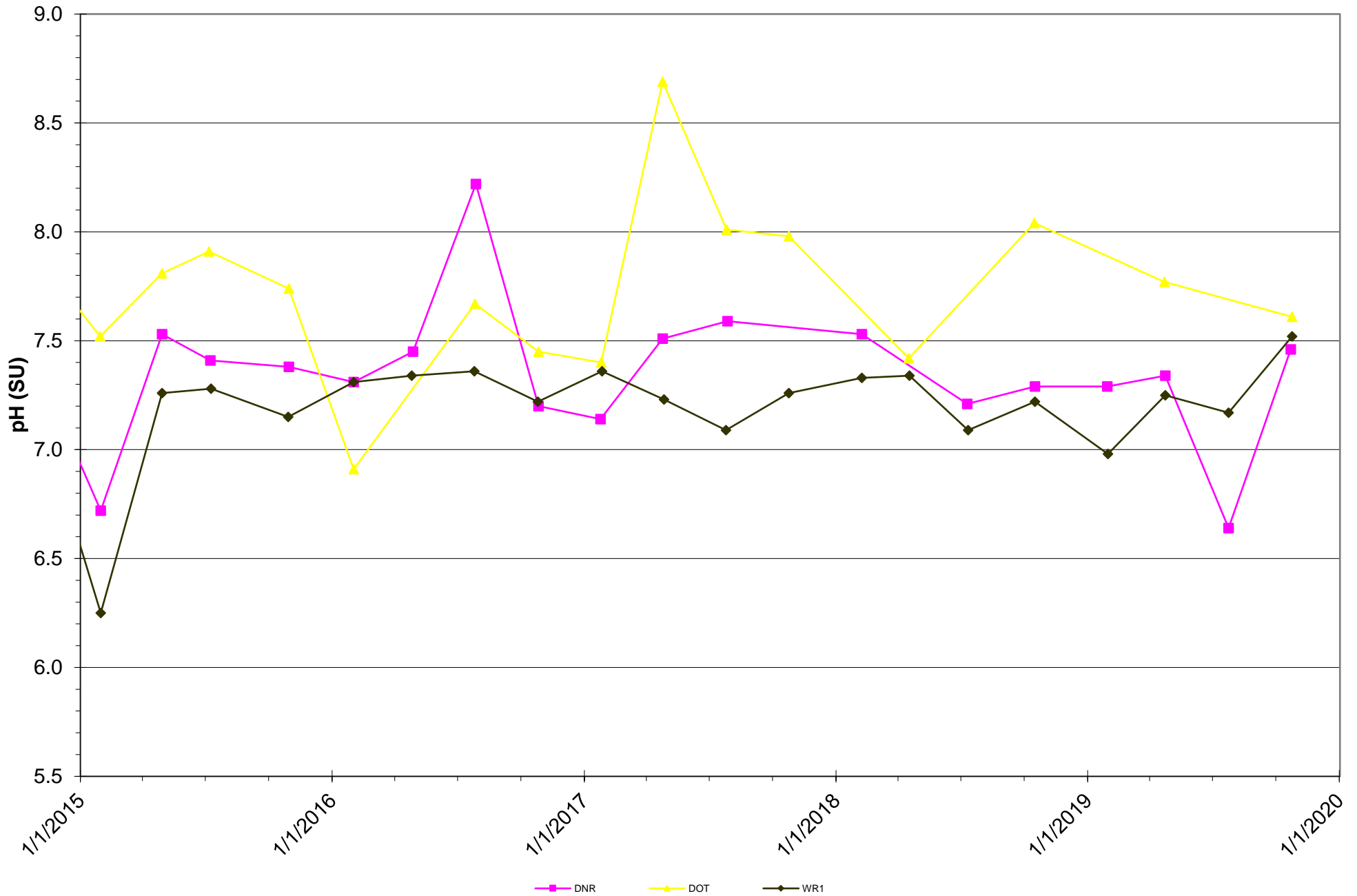


Table C4 - Specific Conductivity Time Series - Aquifer 1
 2019 Annual Monitoring Report
 Coupeville Solid Waste Facility, Island County, Washington

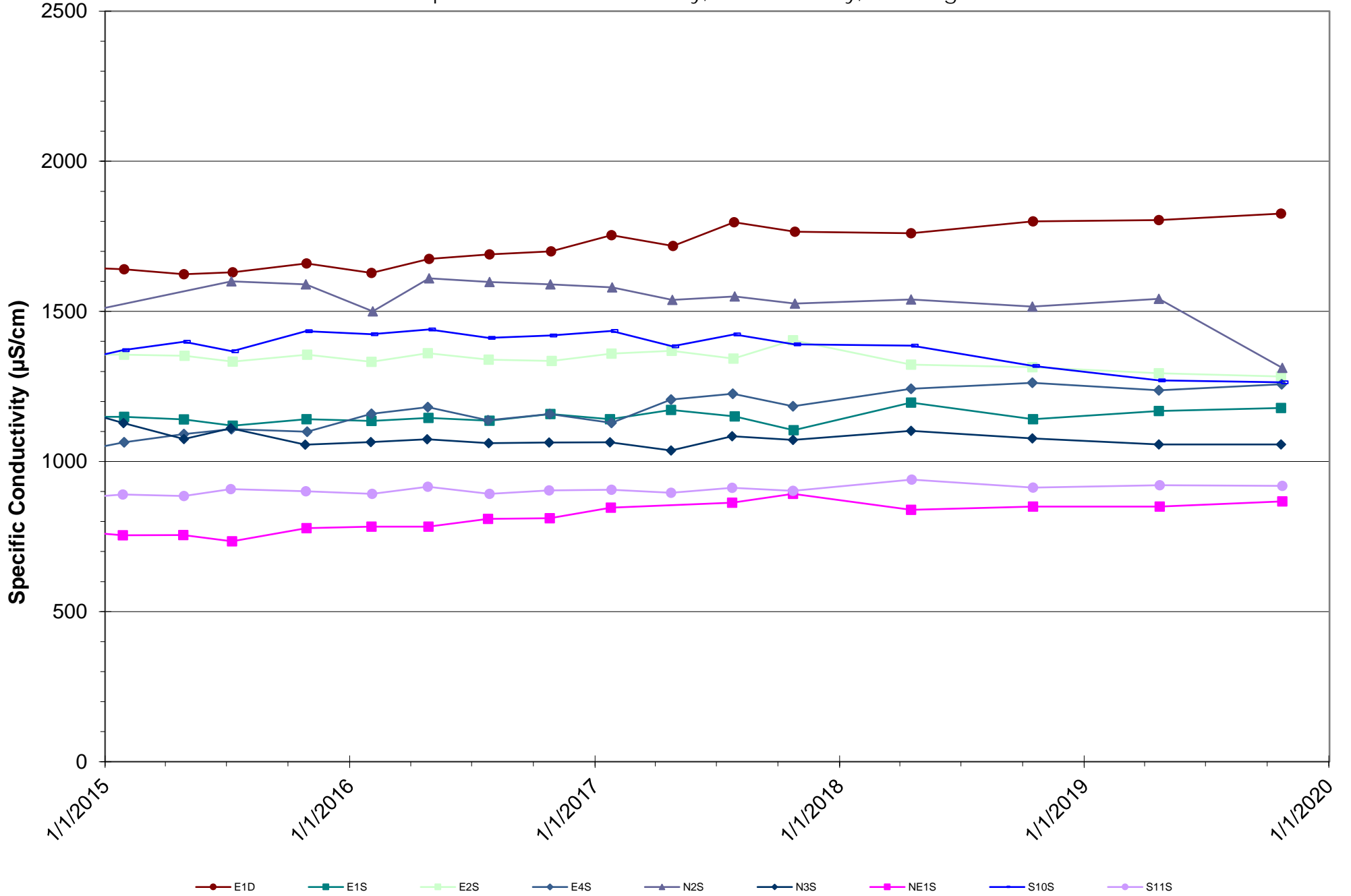


Table C5 - Specific Conductivity Time Series - Aquifer 2
 2019 Annual Monitoring Report
 Coupeville Solid Waste Facility, Island County, Washington

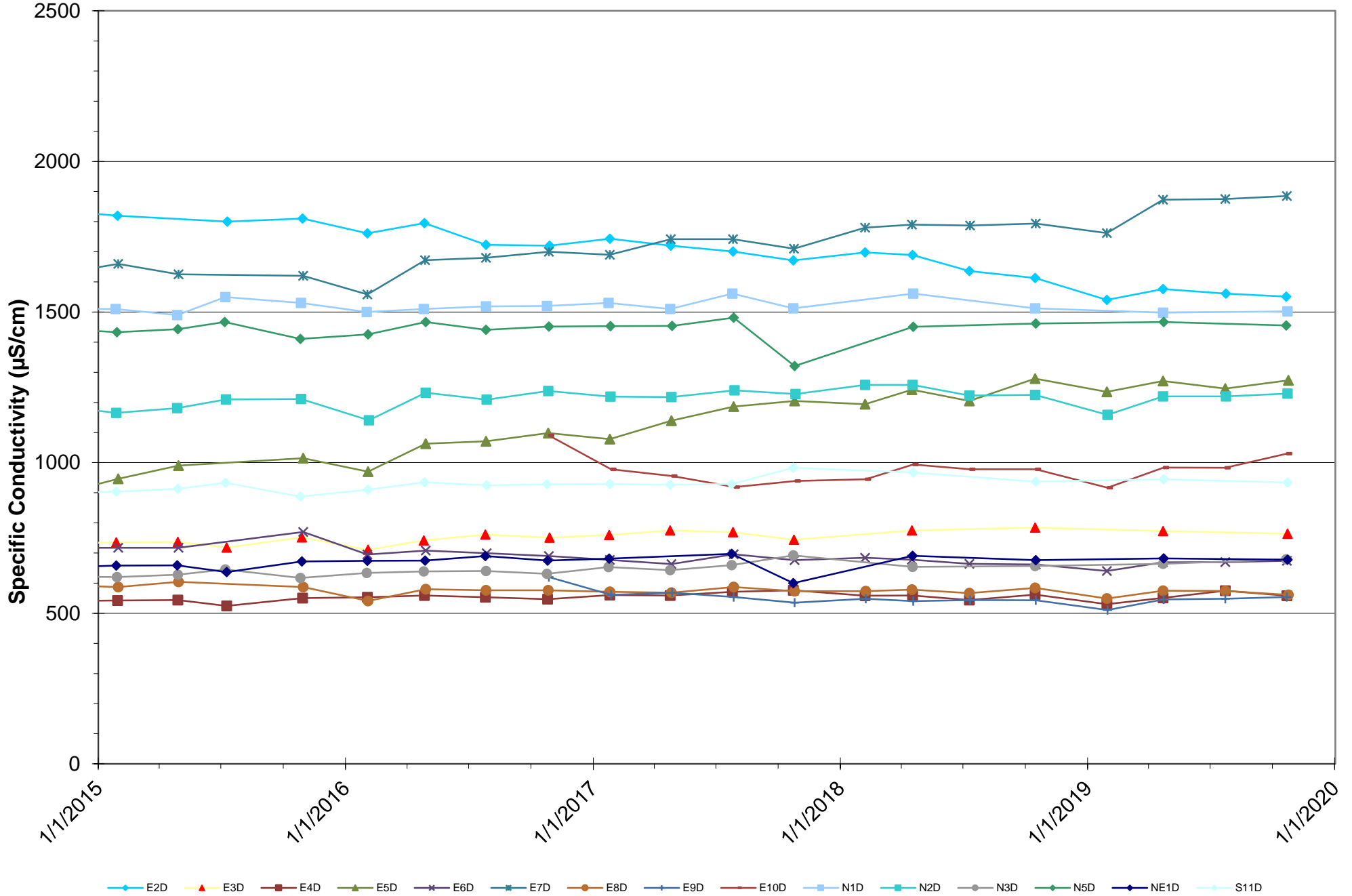


Table C6 - Specific Conductivity Time Series - Pumping Wells
2019 Annual Monitoring Report
Coupeville Solid Waste Facility, Island County, Washington

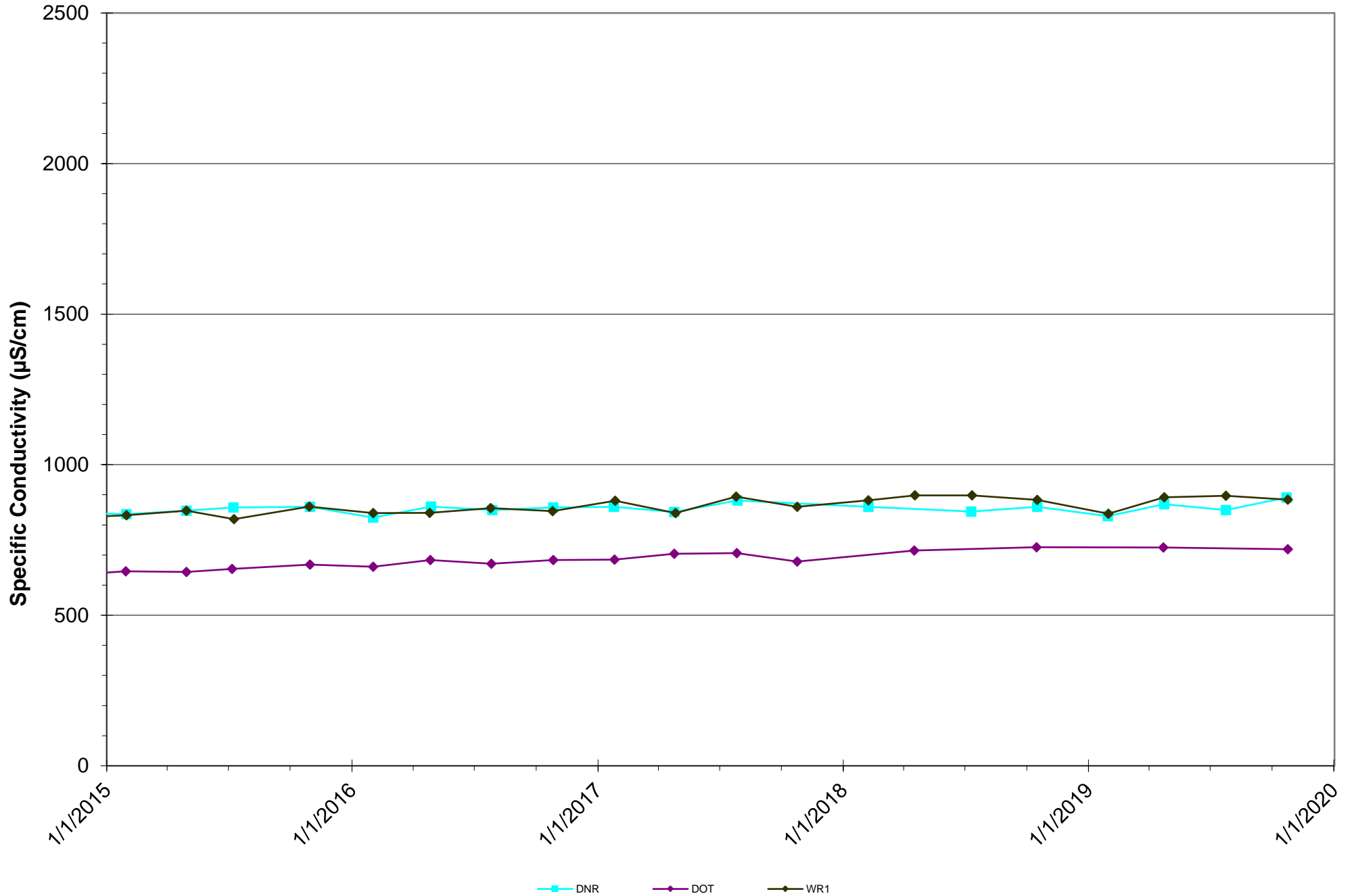


Table C7 - Alkalinity Time Series - Aquifer 1
 2019 Annual Monitoring Report
 Coupeville Solid Waste Facility, Island County, Washington

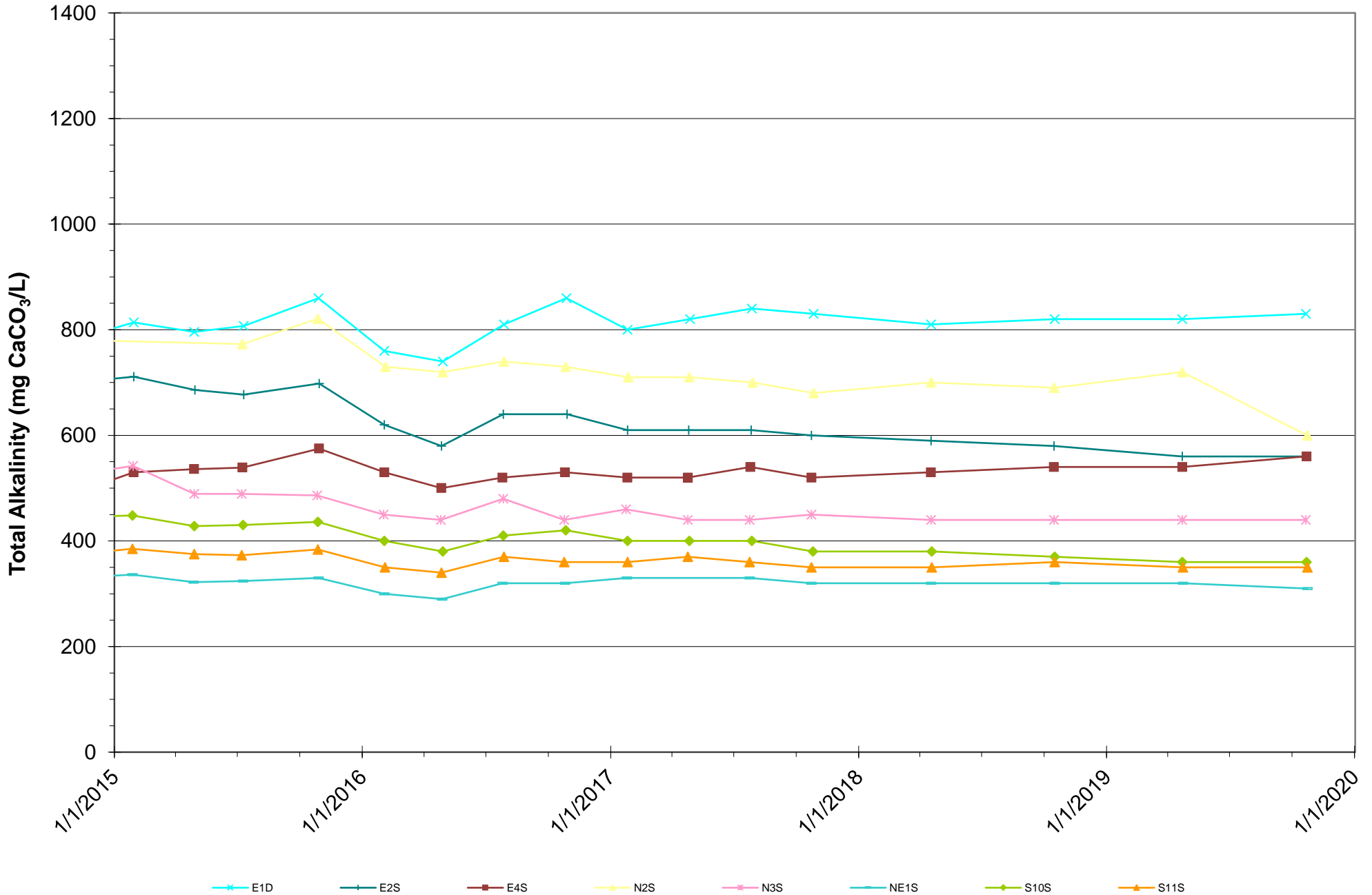


Table C8 - Alkalinity Time Series - Aquifer 2
 2019 Annual Monitoring Report
 Coupeville Solid Waste Facility, Island County, Washington

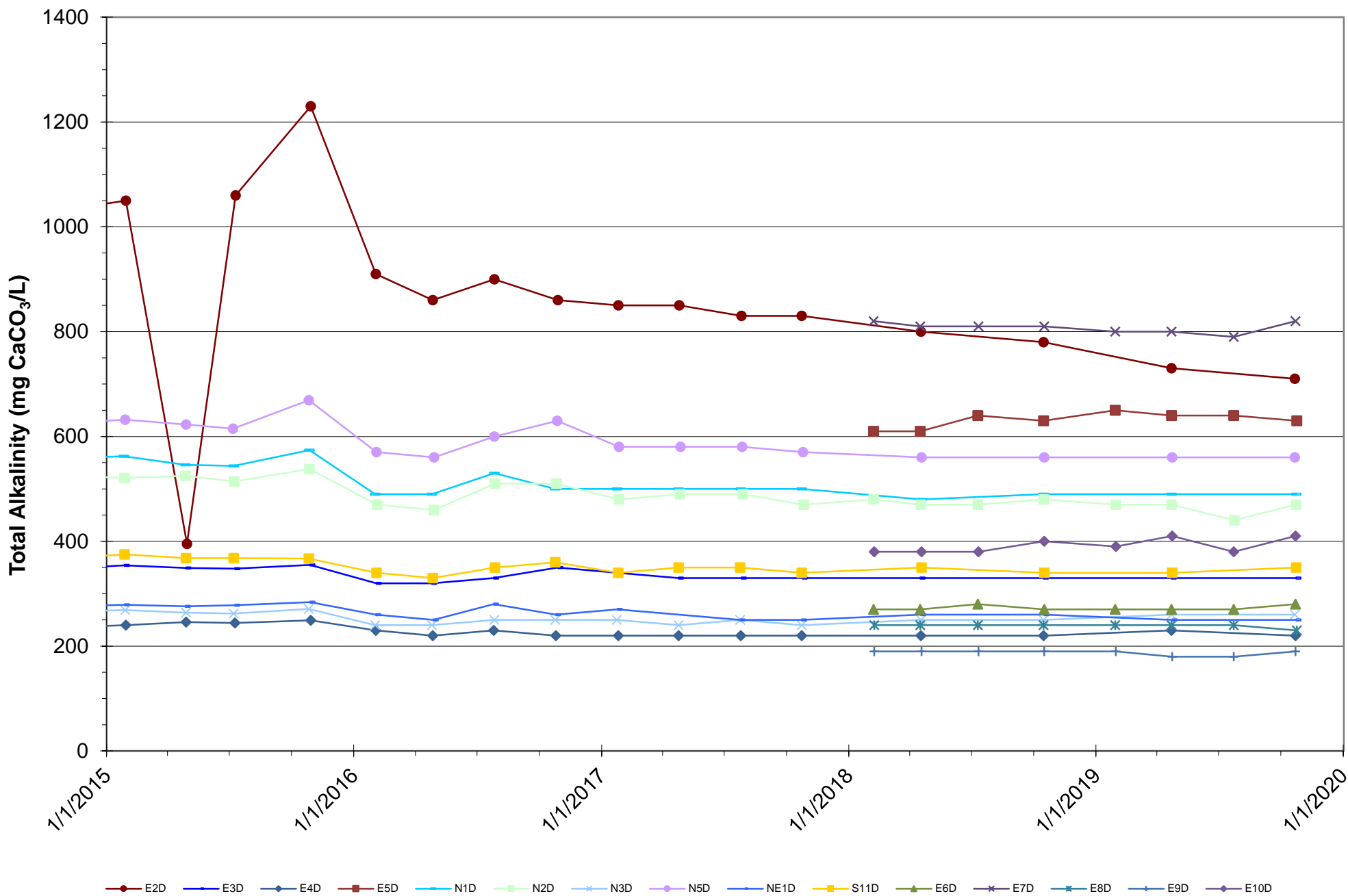


Table C9 - Total Alkalinity Time Series - Water Supply Wells
2019 Annual Monitoring Report
Coupeville Solid Waste Facility, Island County, Washington

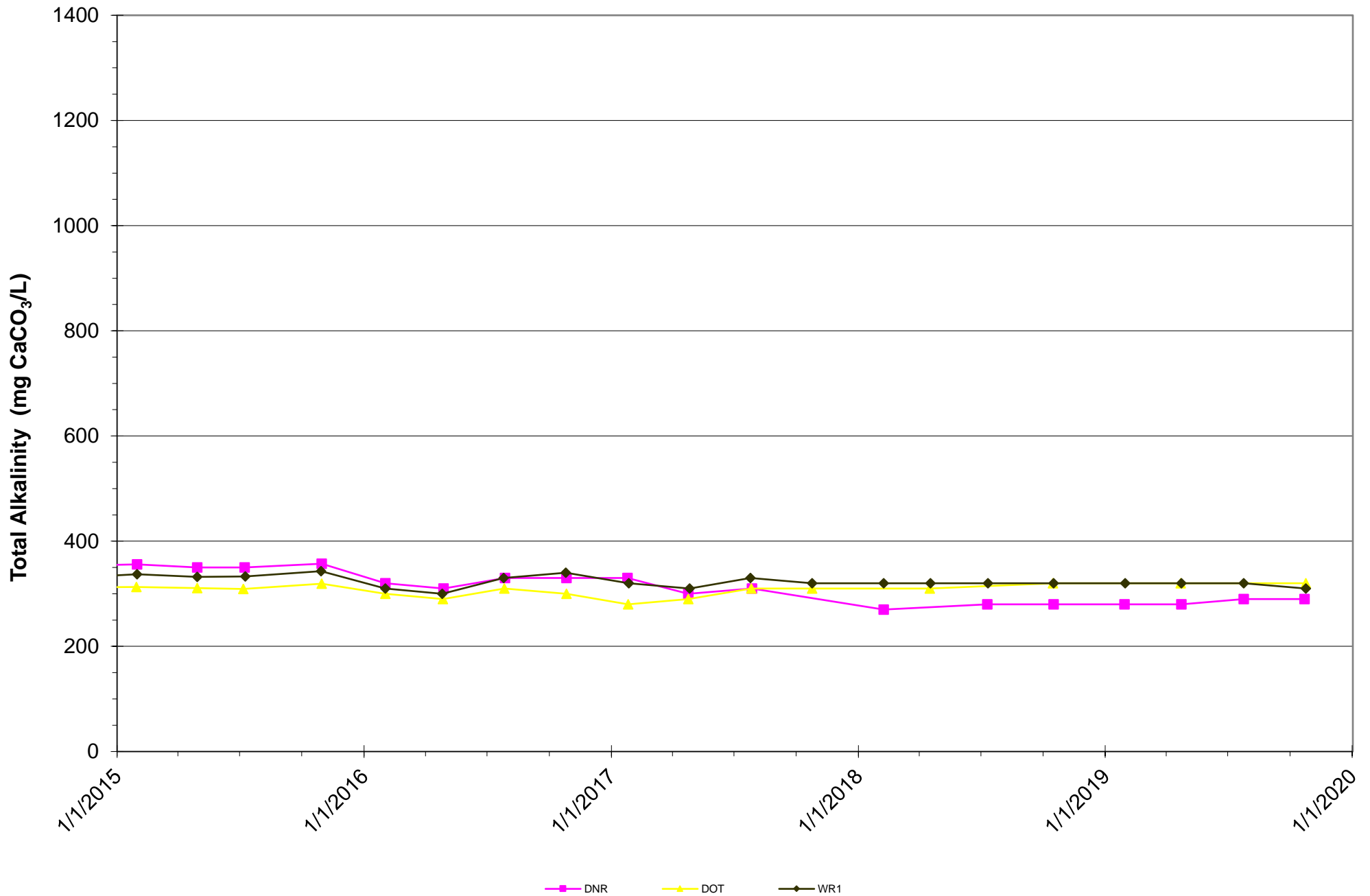


Table C10 - Chloride Time Series - Aquifer 1
 2019 Annual Monitoring Report
 Coupeville Solid Waste Facility, Island County, Washington

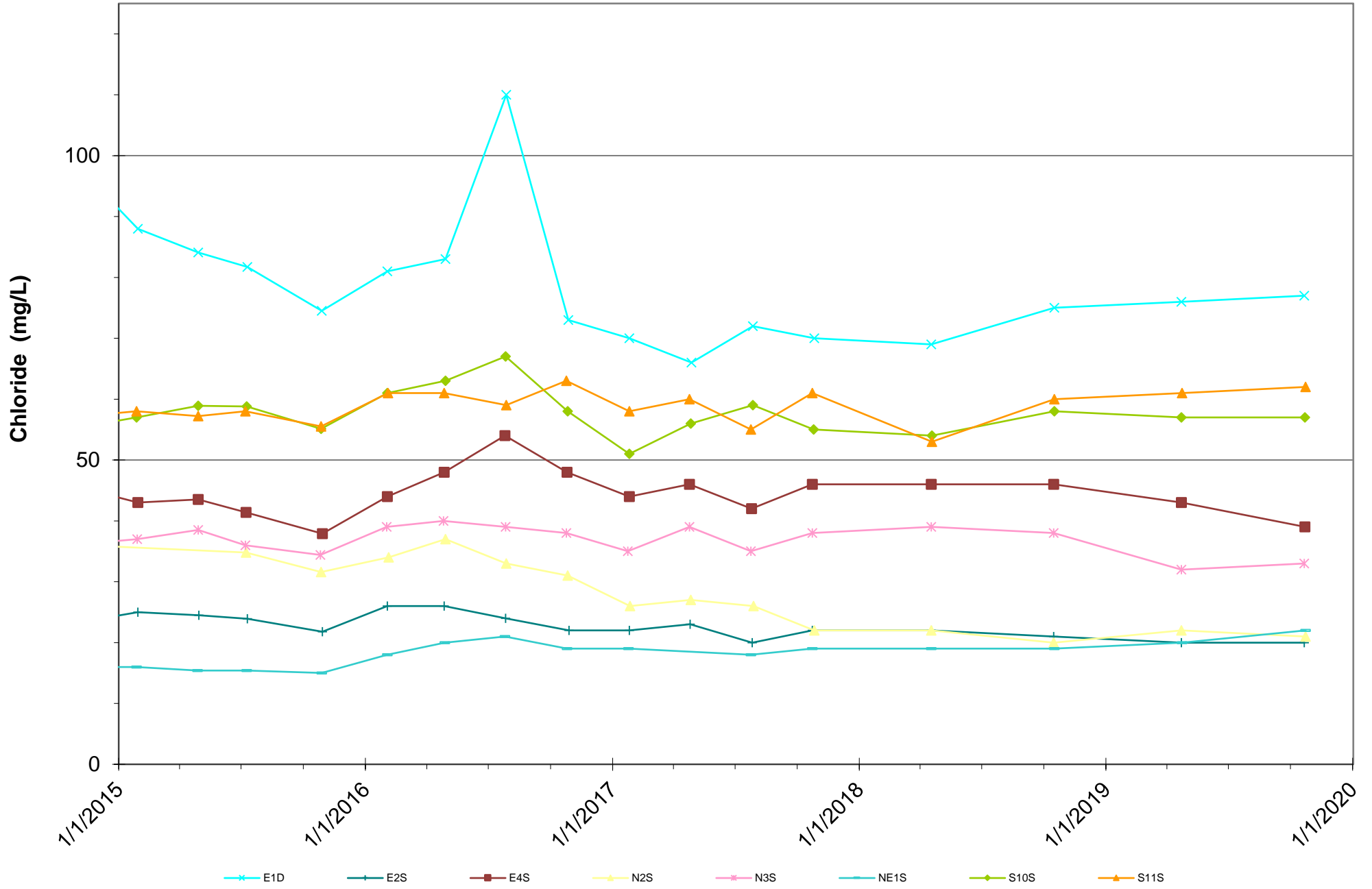


Table C11 - Chloride Time Series - Aquifer 2
 2019 Annual Monitoring Report
 Coupeville Solid Waste Facility, Island County, Washington

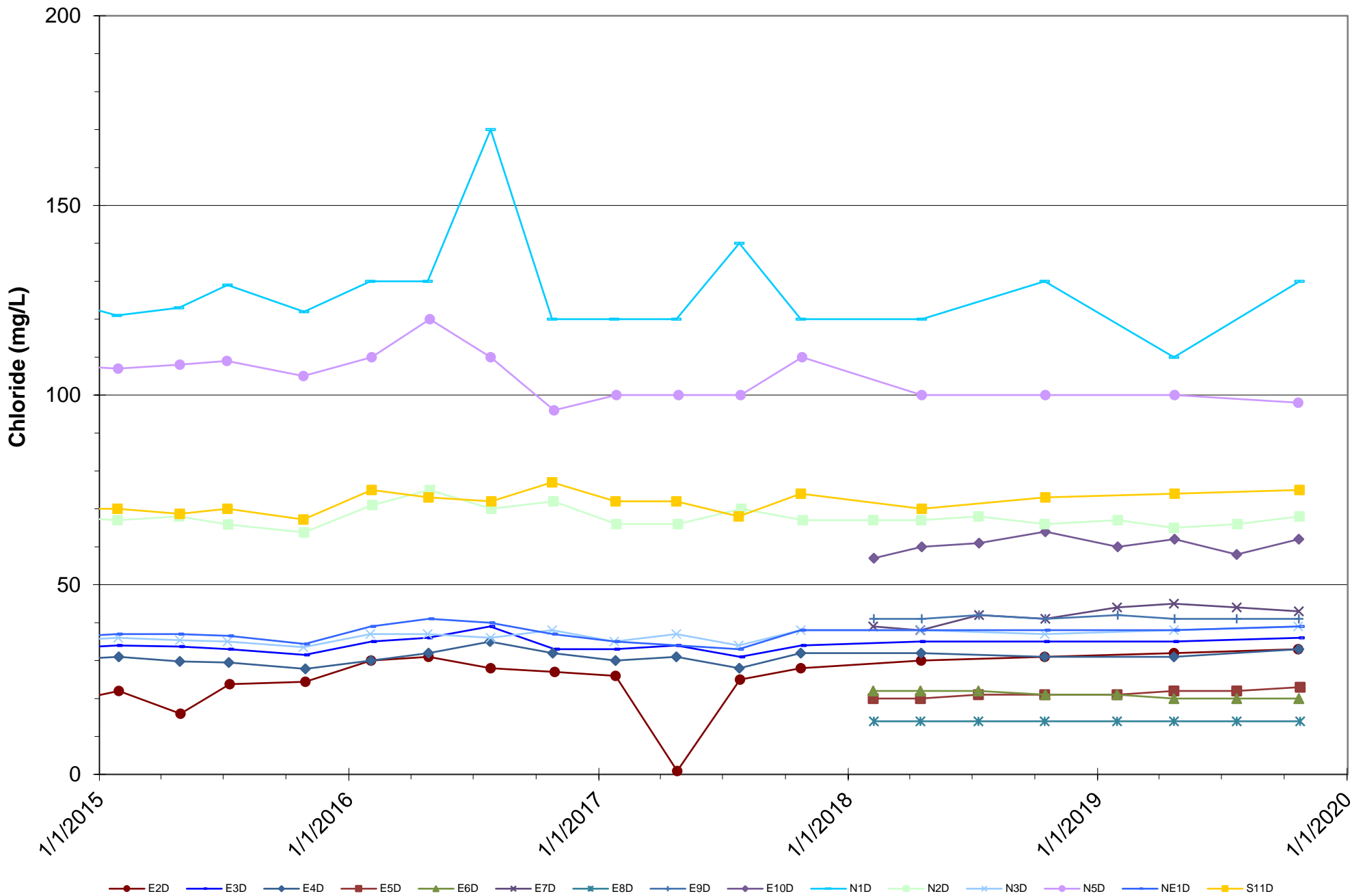
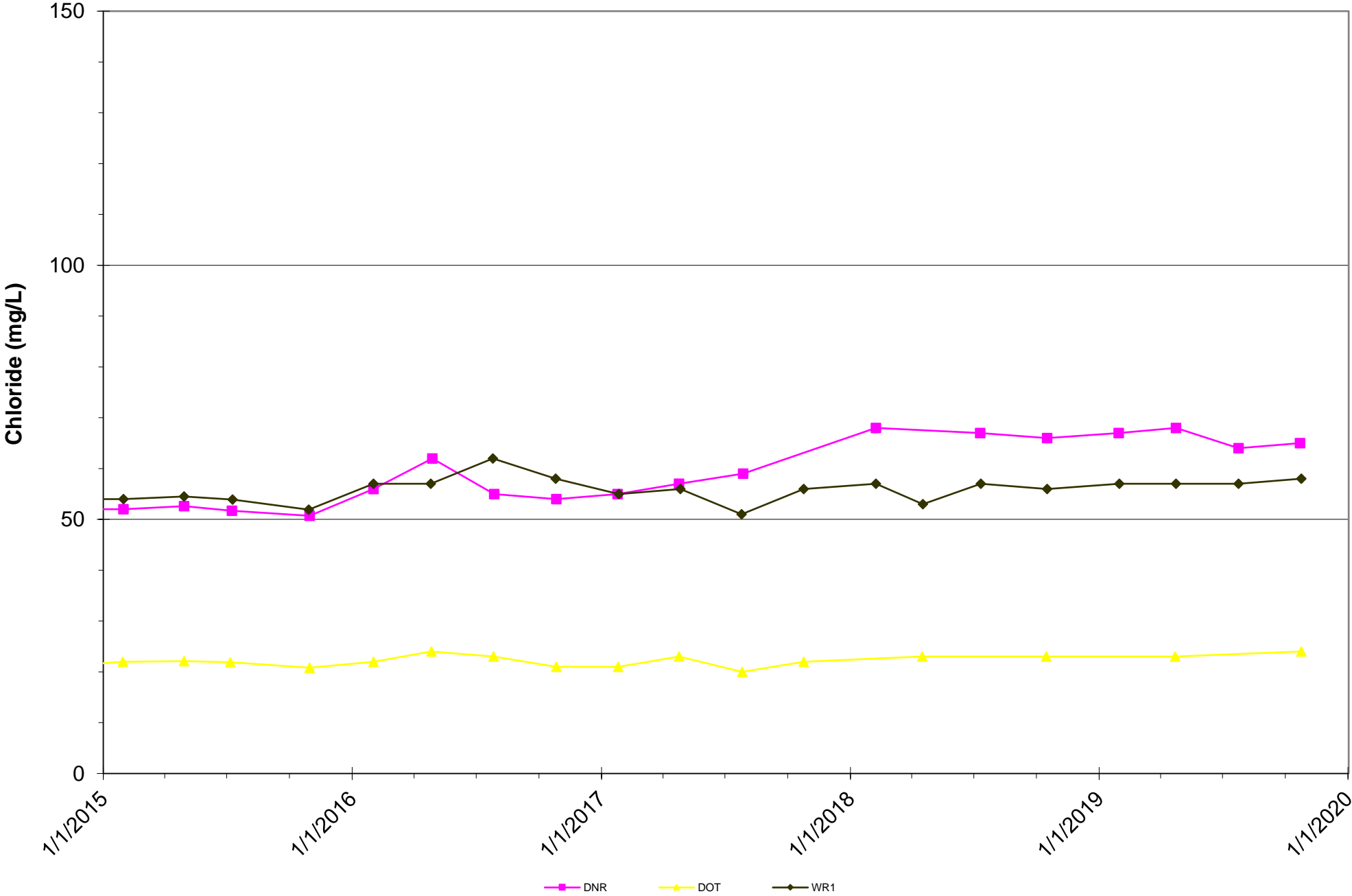


Table C12 - Chloride Time Series - Water Supply Wells
2019 Annual Monitoring Report
Coupeville Solid Waste Facility, Island County, Washington



Tables C13 - Sulfate Time Series - Aquifer 1
 2019 Annual Monitoring Report
 Coupeville Solid Waste Facility, Island County, Washington

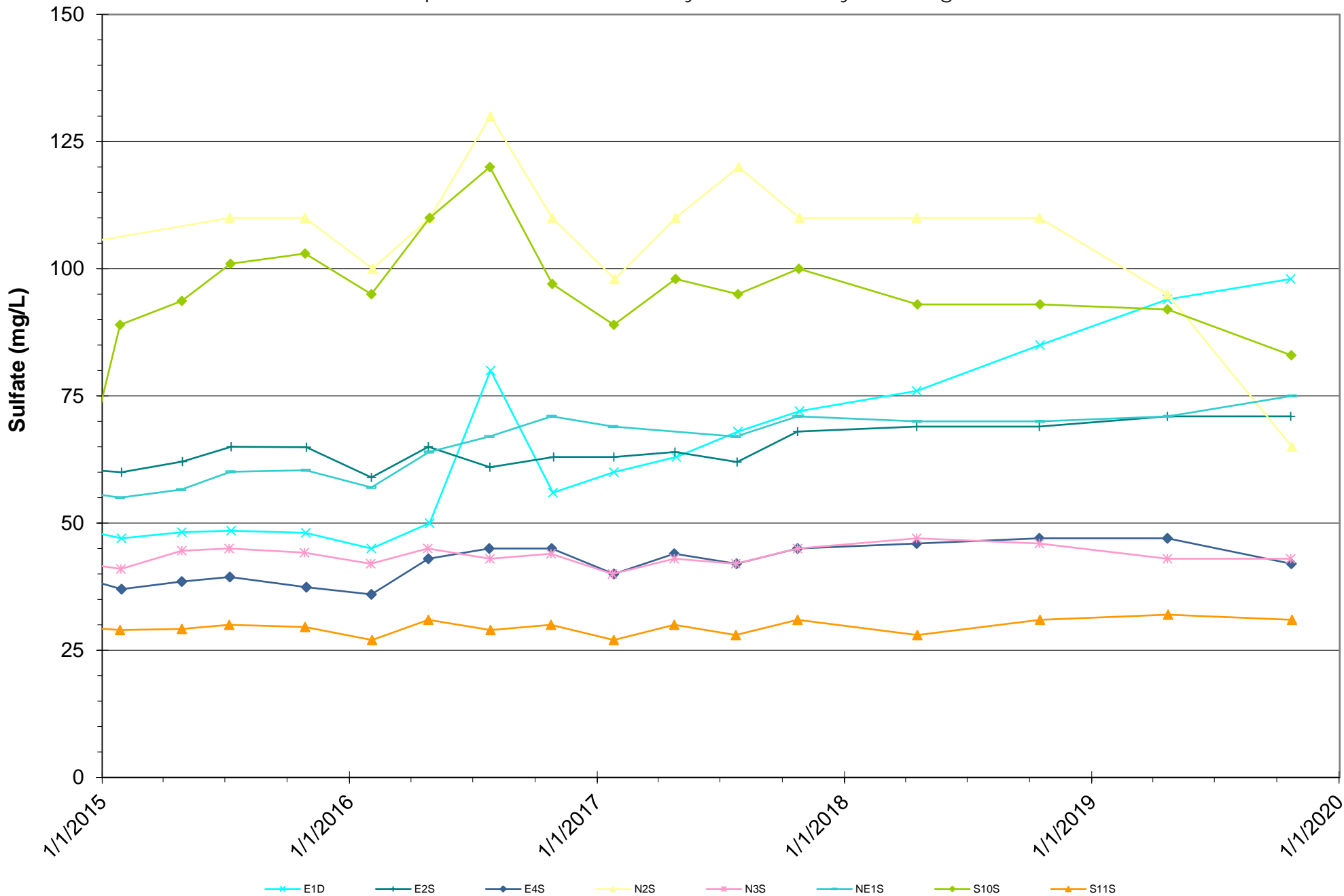


Table C14 - Sulfate Time Series - Aquifer 2
 2019 Annual Monitoring Report
 Coupeville Solid Waste Facility, Island County, Washington

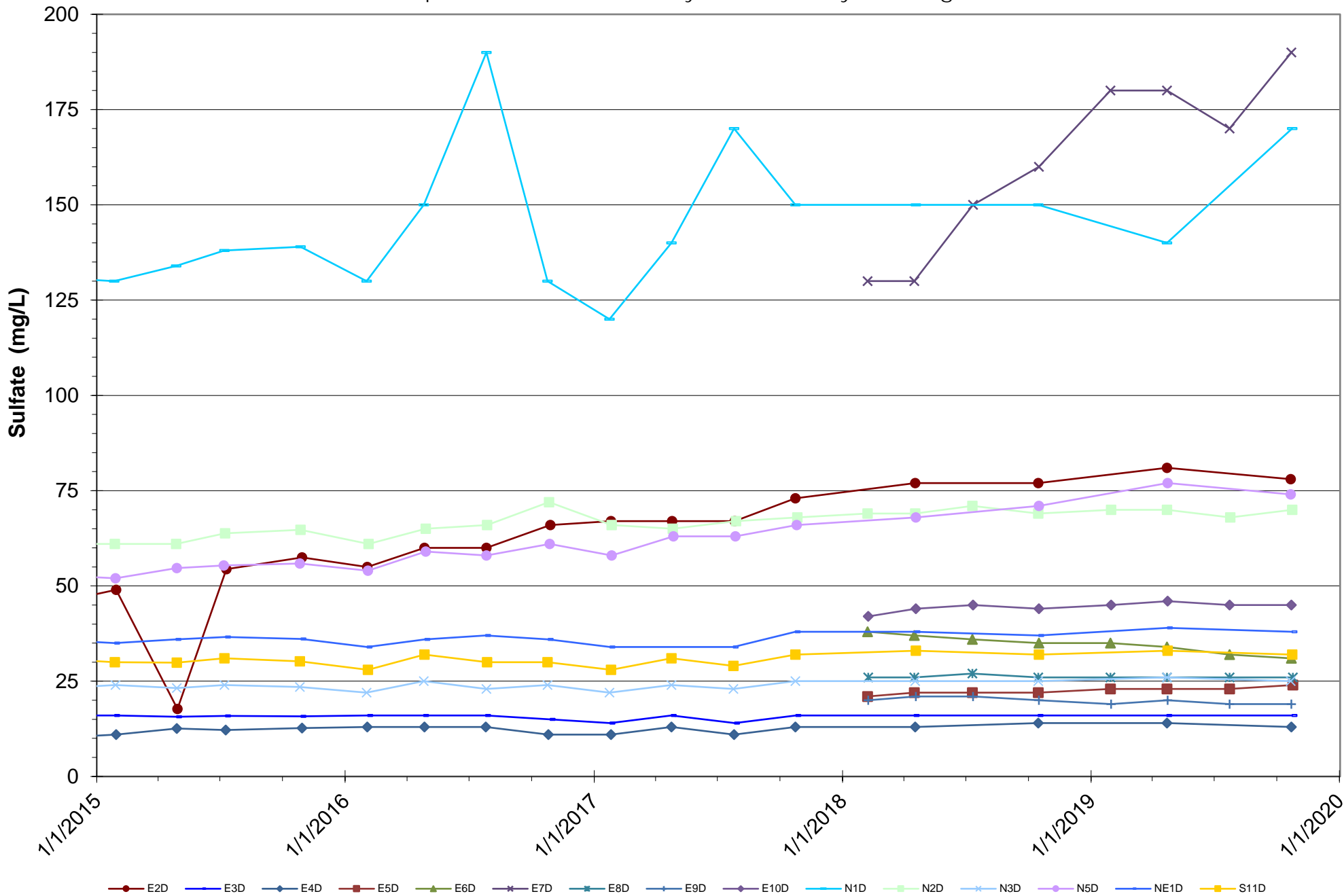


Table C15 - Sulfate Time Series - Water Supply Wells
2019 Annual Monitoring Report
Coupeville Solid Waste Facility, Island County, Washington

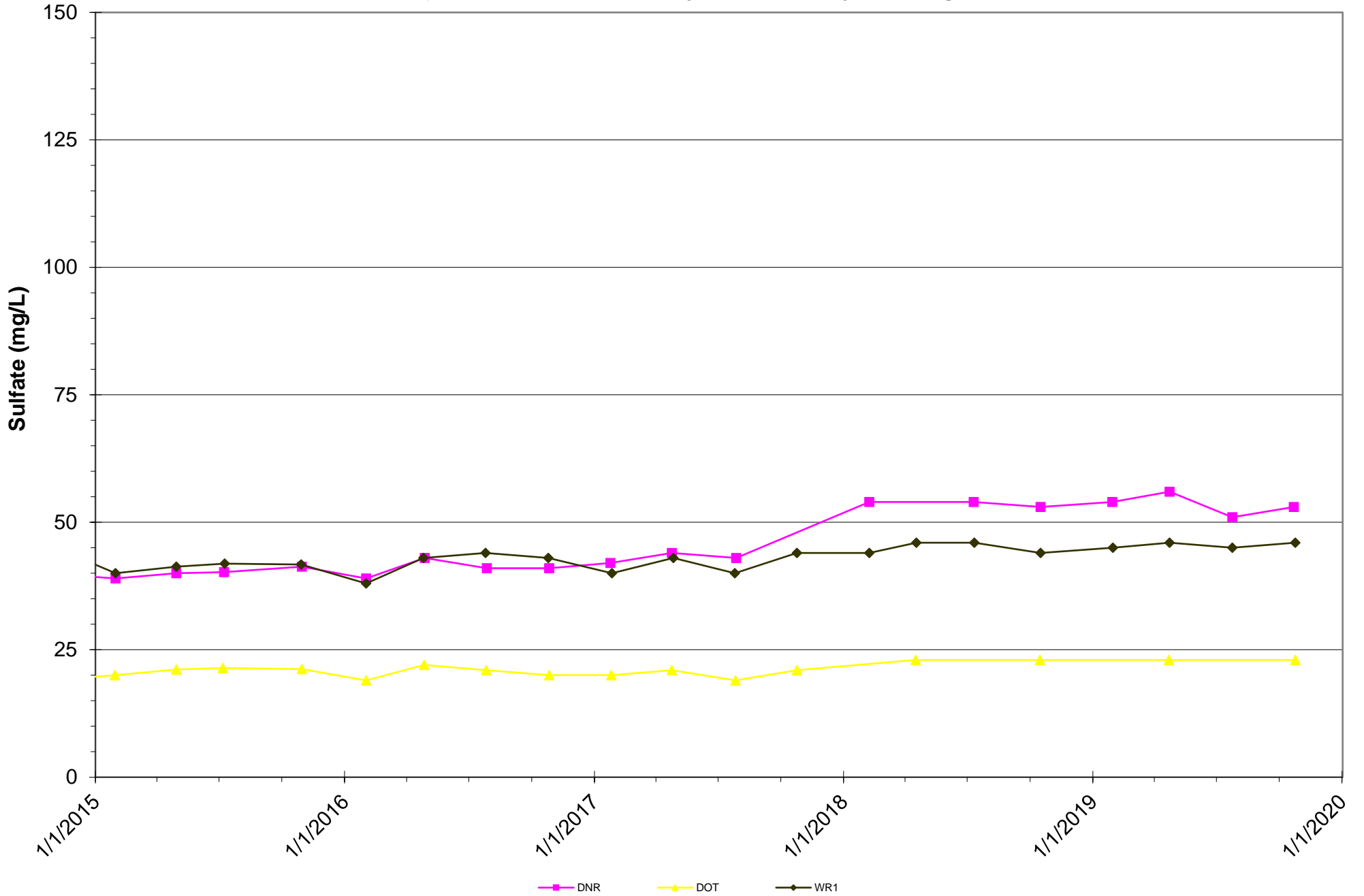


Table C16 - Total Dissolved Solids Time Series - Aquifer 1
 2019 Annual Monitoring Report
 Coupeville Solid Waste Facility, Island County, Washington

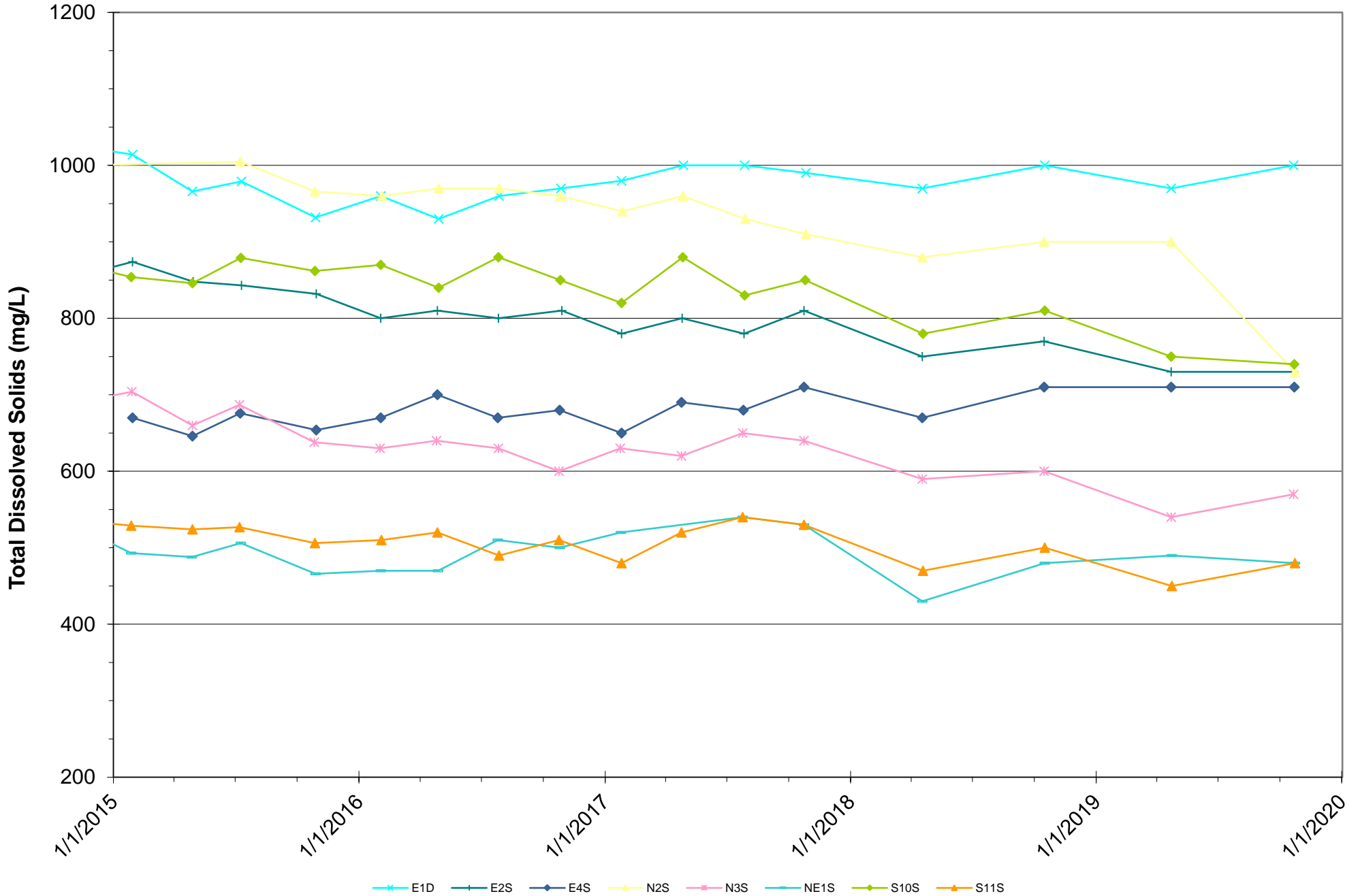


Table C17 - Total Dissolved Solids Time Series - Aquifer 2
 2019 Annual Monitoring Report
 Coupeville Solid Waste Facility, Island County, Washington

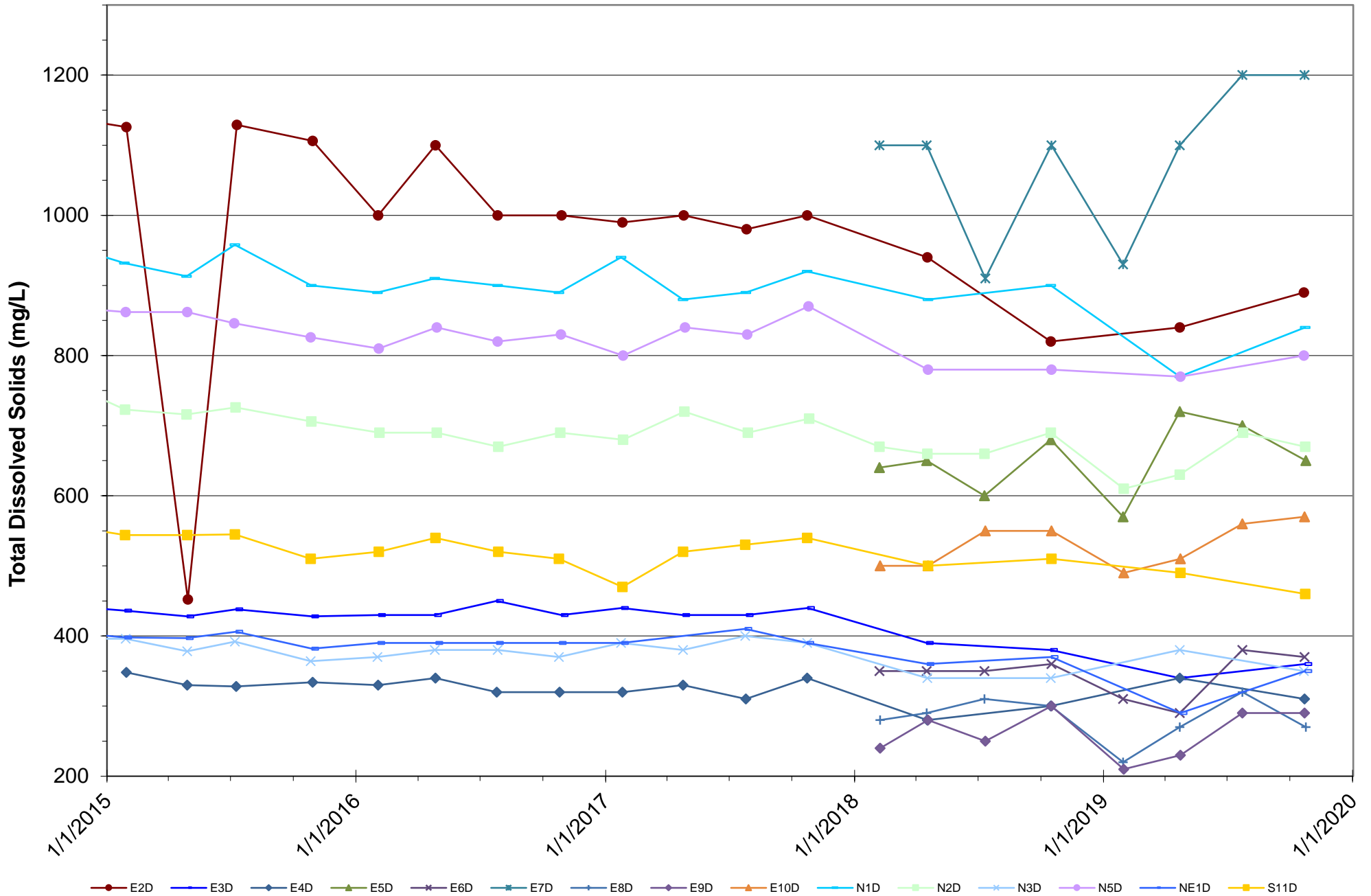


Table C18 -Total Dissolved Solids Time Series - Water Supply Wells
2019 Annual Monitoring Report
Coupeville Solid Waste Facility, Island County, Washington

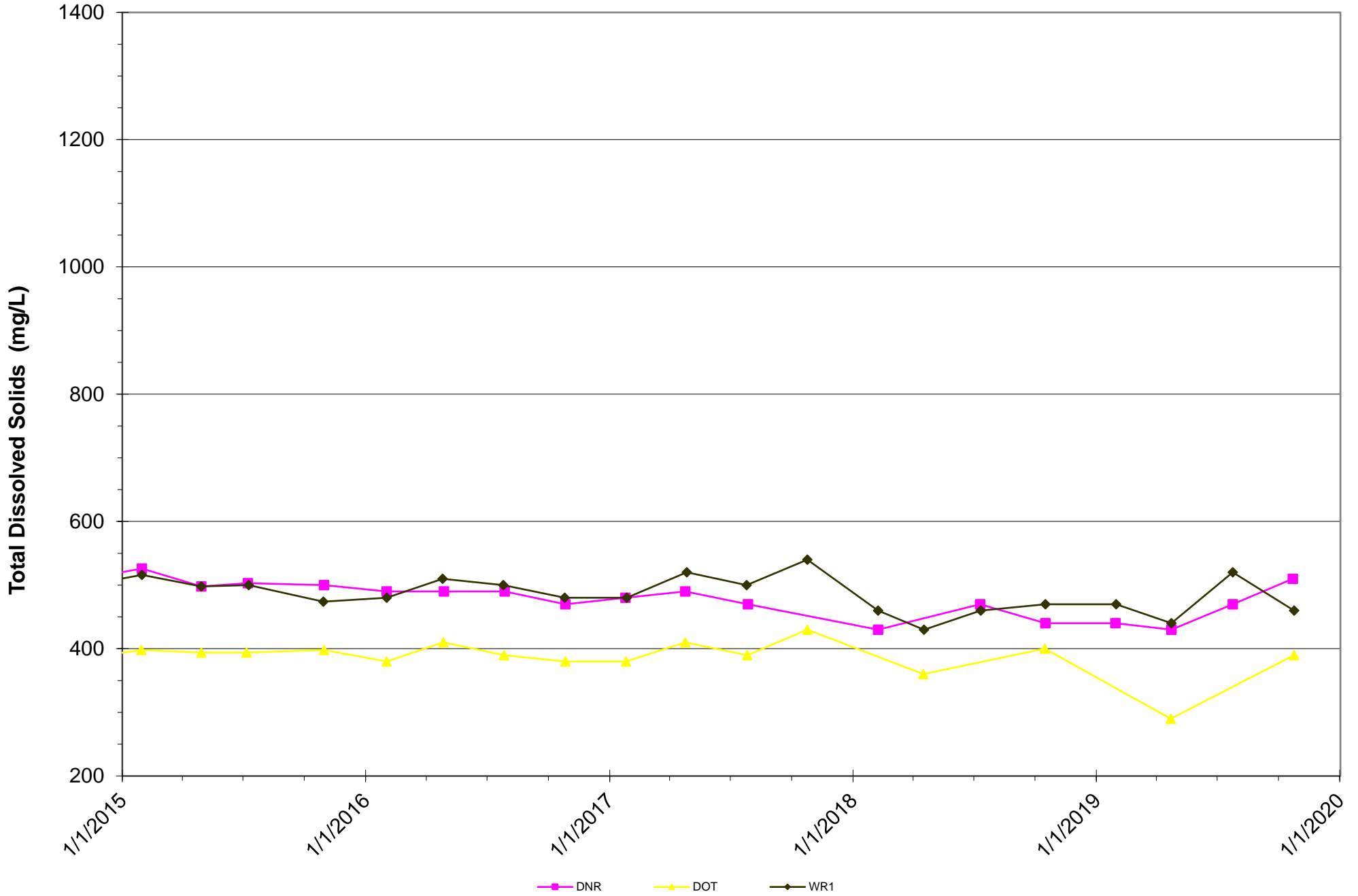


Table C19 - Total Nitrate/Nitrite Time Series - Aquifer 1
 2019 Annual Monitoring Report
 Coupeville Solid Waste Facility, Island County, Washington

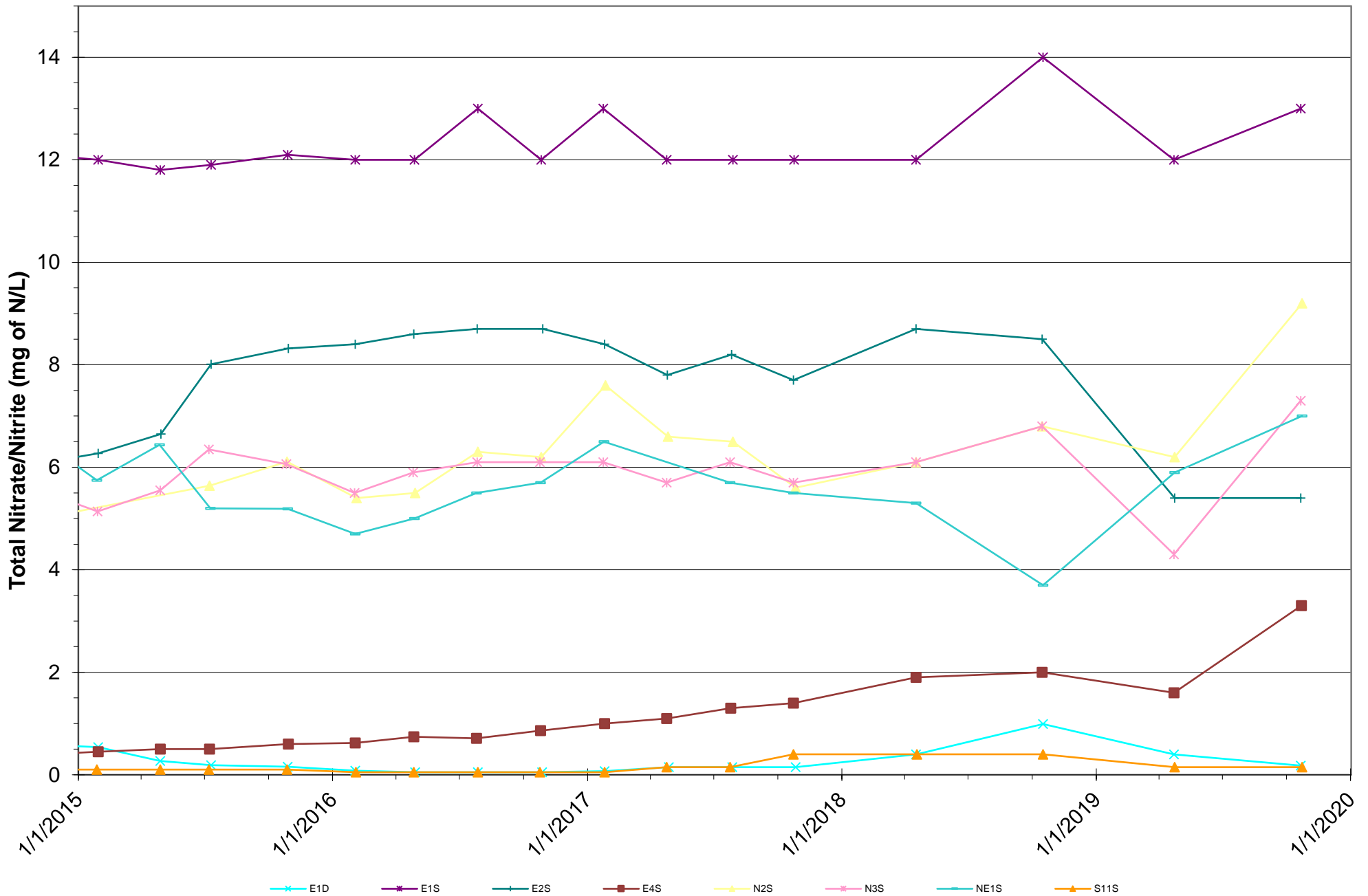


Table C20 -Total Nitrate/Nitrite Time Series - Aquifer 2
 2019 Annual Monitoring Report
 Coupeville Solid Waste , Island County, Washington

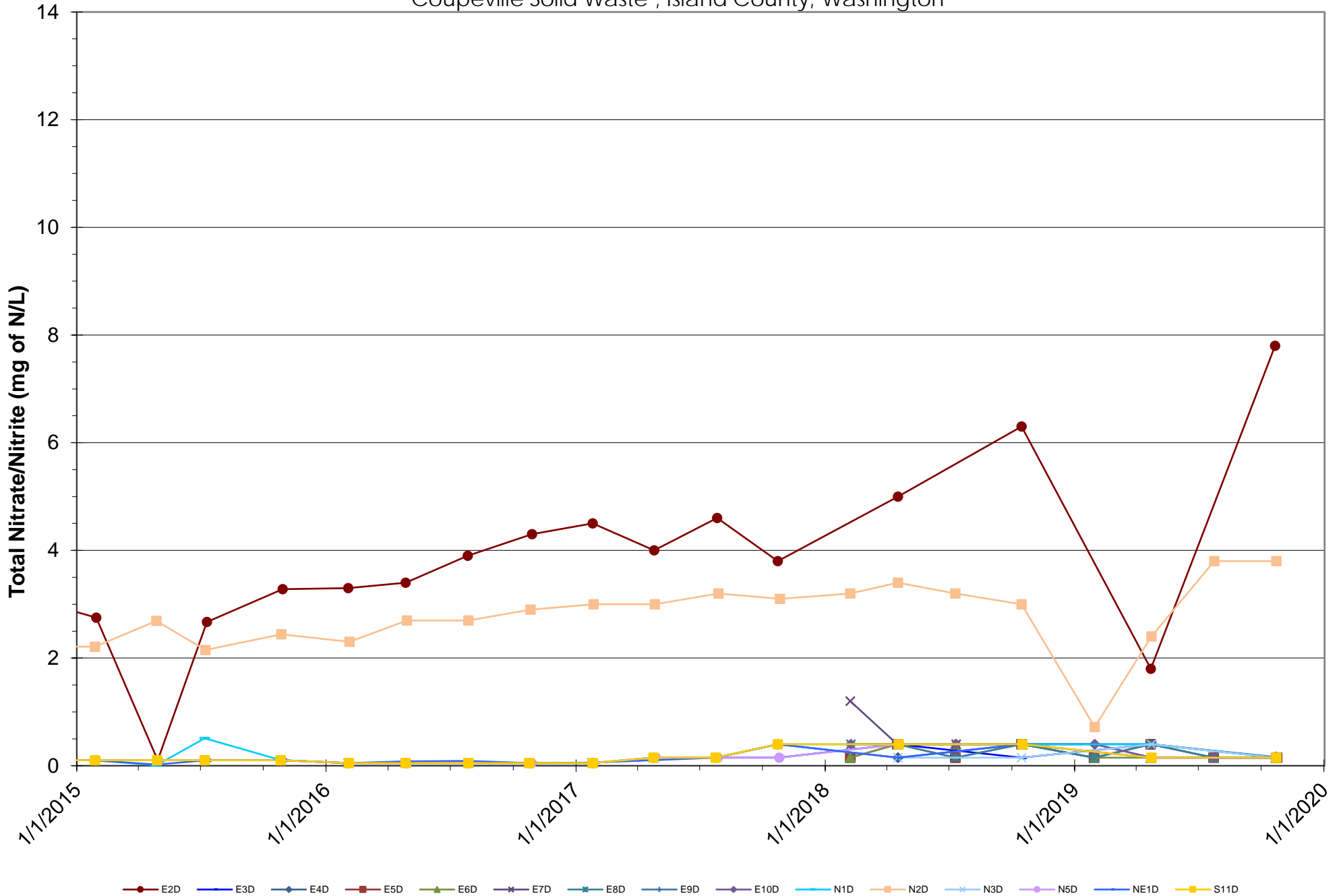


Table C21 - Total Nitrate/Nitrite Time Series - Water Supply Wells
2019 Annual Monitoring Report
Coupeville Solid Waste Facility, Island County, Washington

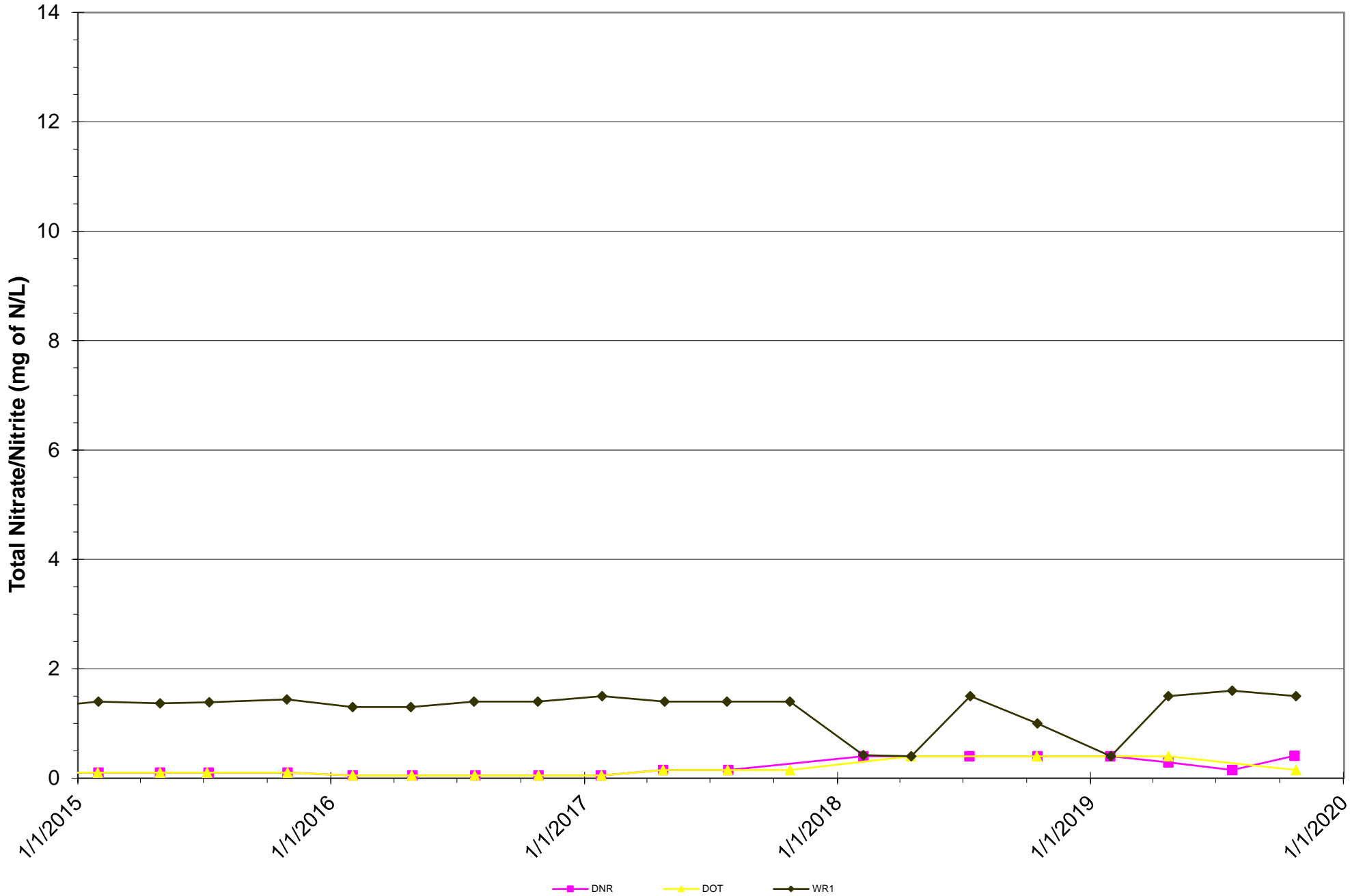


Table C22 -Total Nitrate/Nitrite Time Series - S10S
2019 Annual Monitoring Report
Coupeville Solid Waste Facility, Island County, Washington

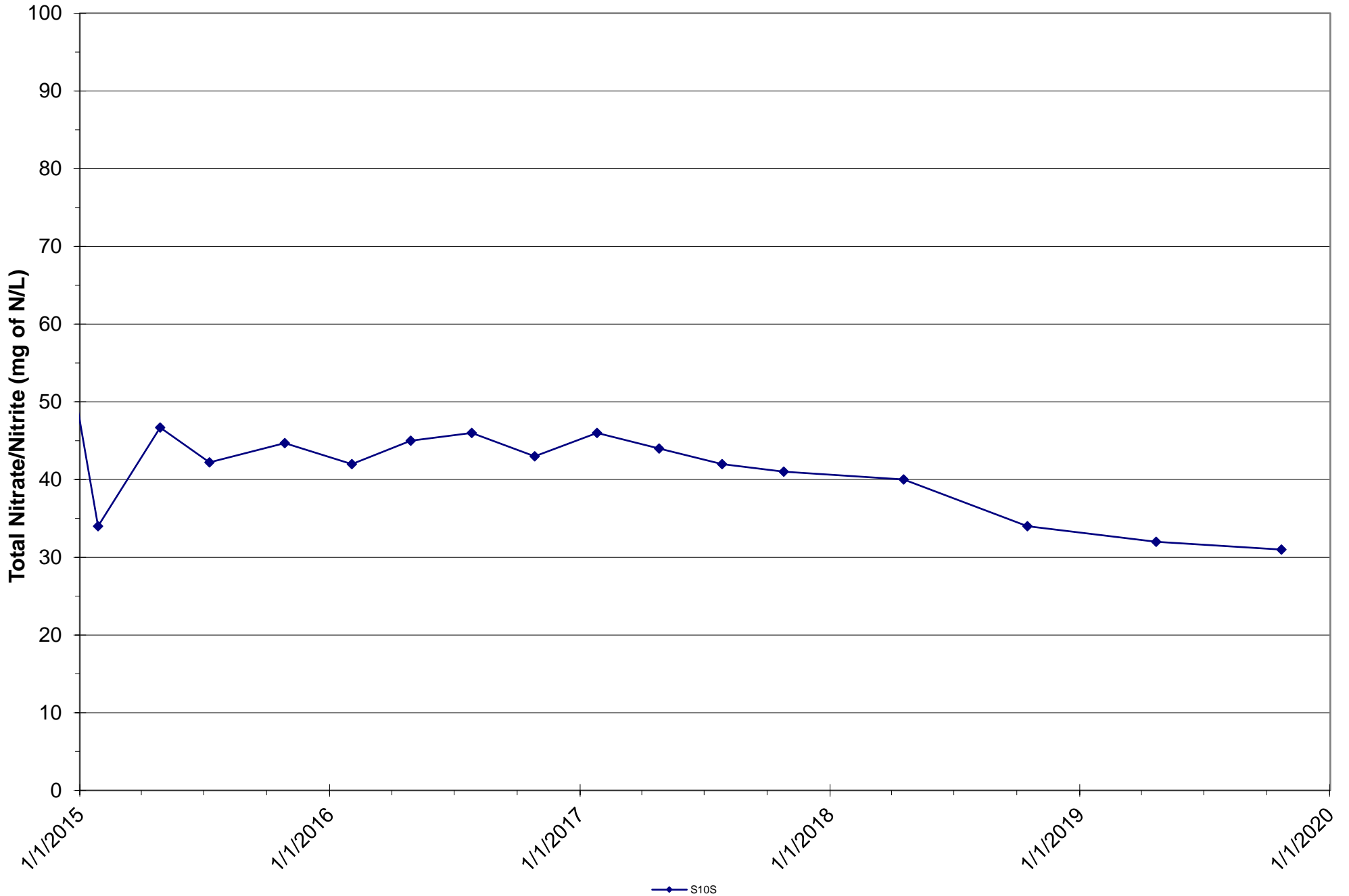


Table C23 - Total Organic Carbon Time Series - Aquifer 1
 2019 Annual Monitoring Report
 Coupeville Solid Waste Facility, Island County, Washington

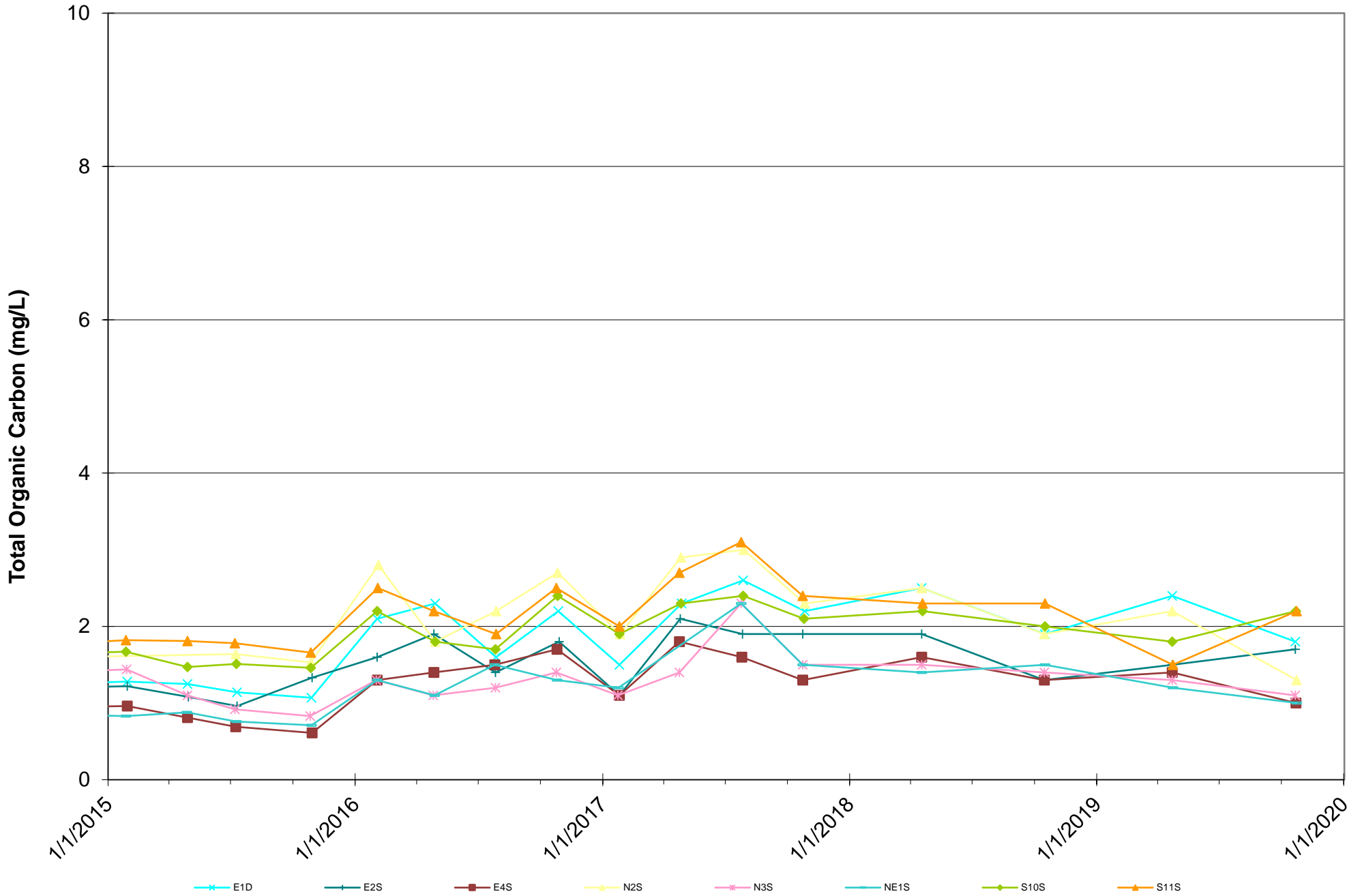


Table C24 - Total Organic Carbon Time Series - Aquifer 2
 2019 Annual Monitoring Report
 Coupeville Solid Waste Facility, Island County, Washington

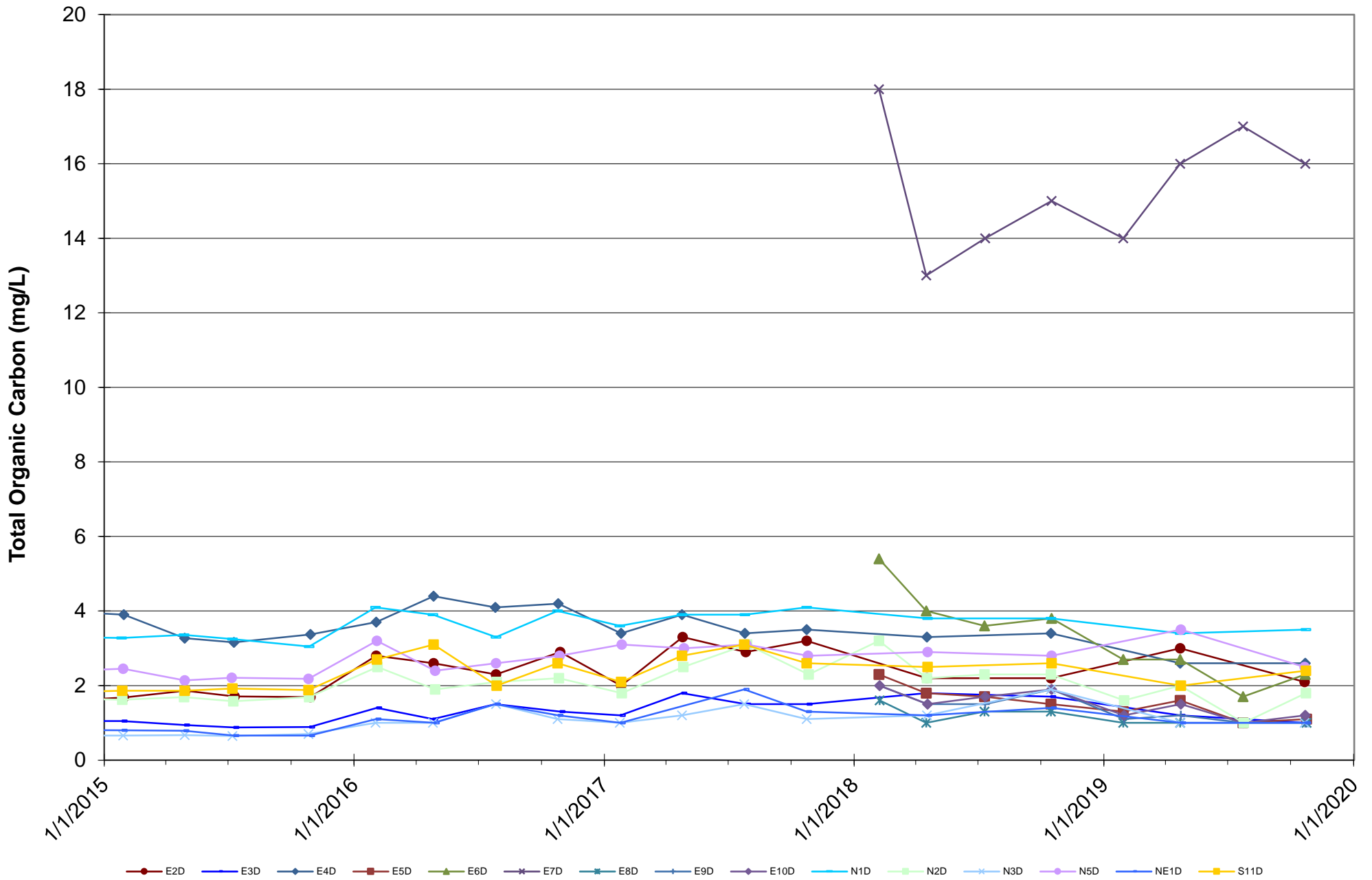


Table C25 - Total Organic Carbon Time Series - Water Supply Wells
2019 Annual Monitoring Report
Coupeville Solid Waste Facility, Island County, Washington

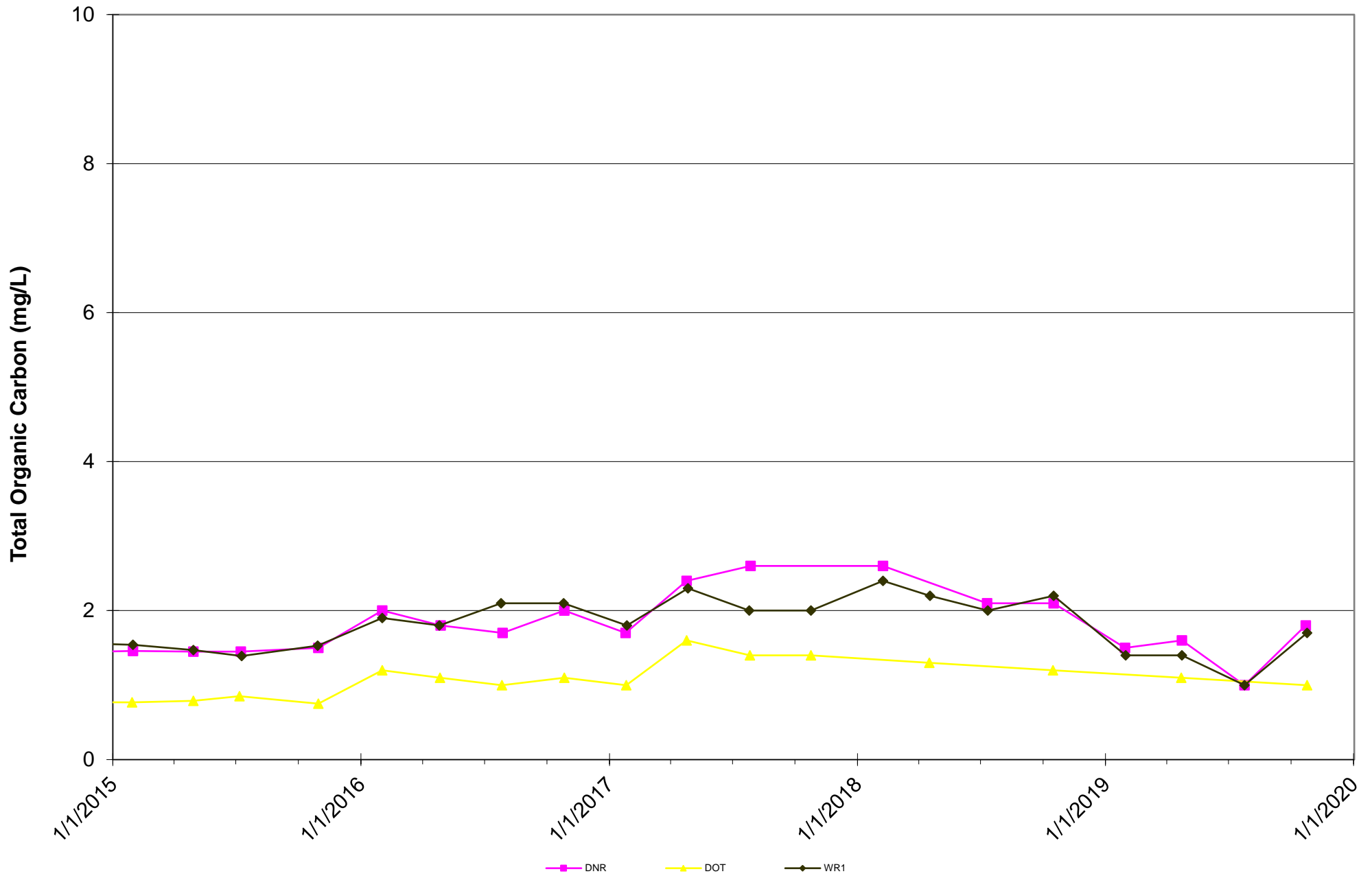


Table C26 - Barium Time Series - Aquifer 1
2019 Annual Monitoring Report
Coupeville Solid Waste Facility, Island County, Washington

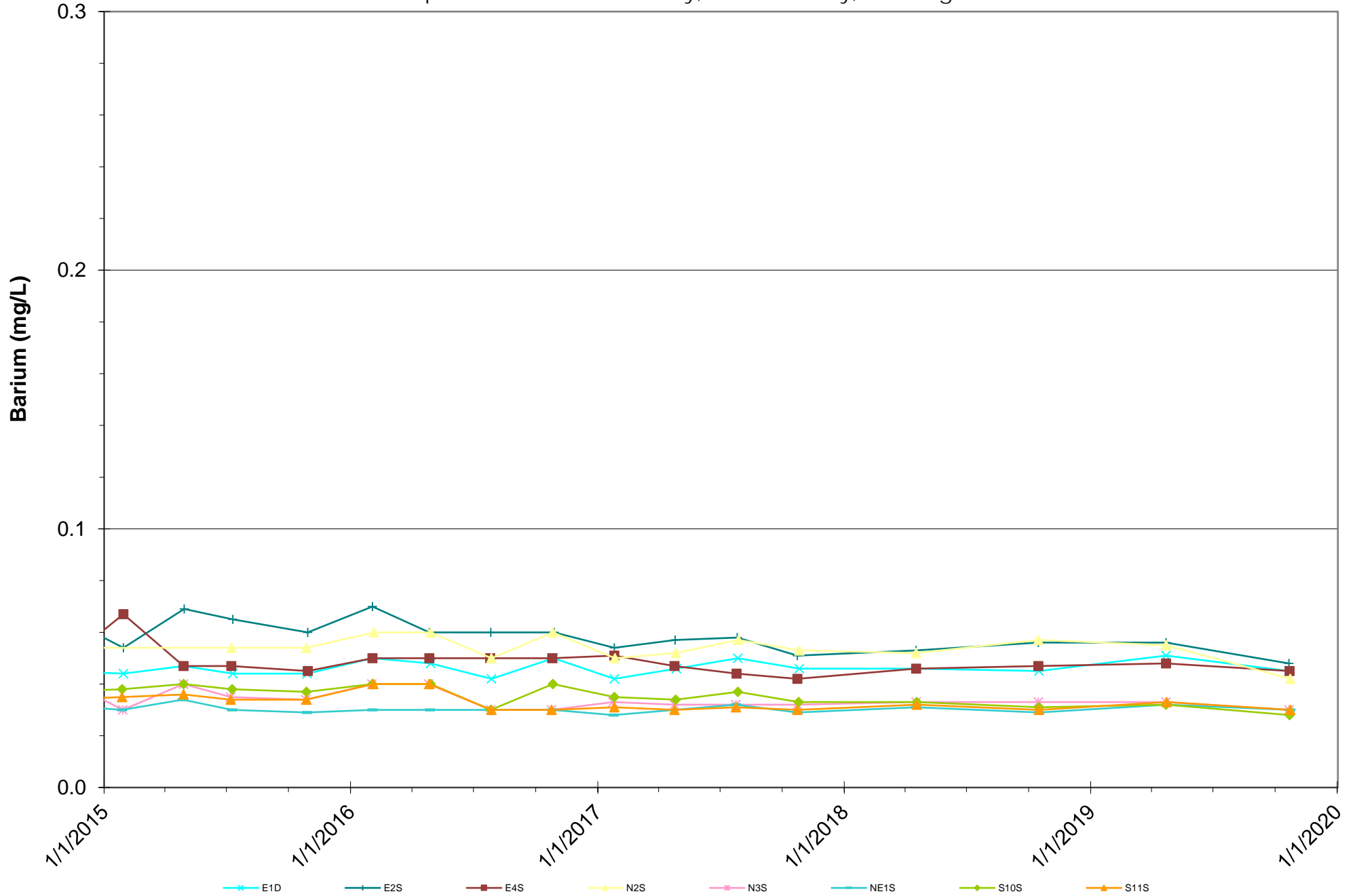


Table C27 - Barium Time Series - Aquifer 2
 2019 Annual Monitoring Report
 Coupeville Solid Waste Facility, Island County, Washington

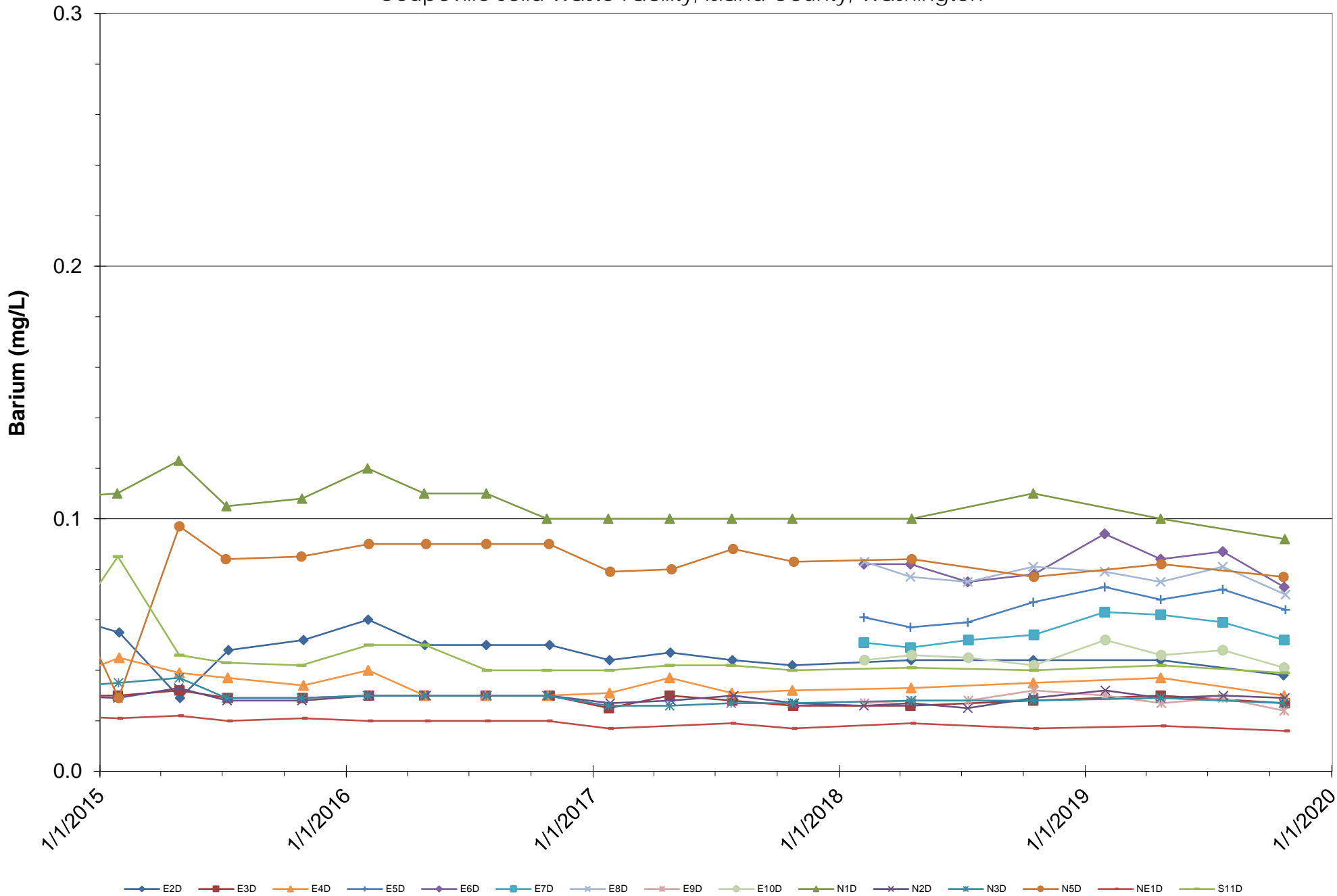


Table C28 - Barium Time Series - Pumping Wells
2019 Annual Monitoring Report
Coupeville Solid Waste Facility, Island County, Washington

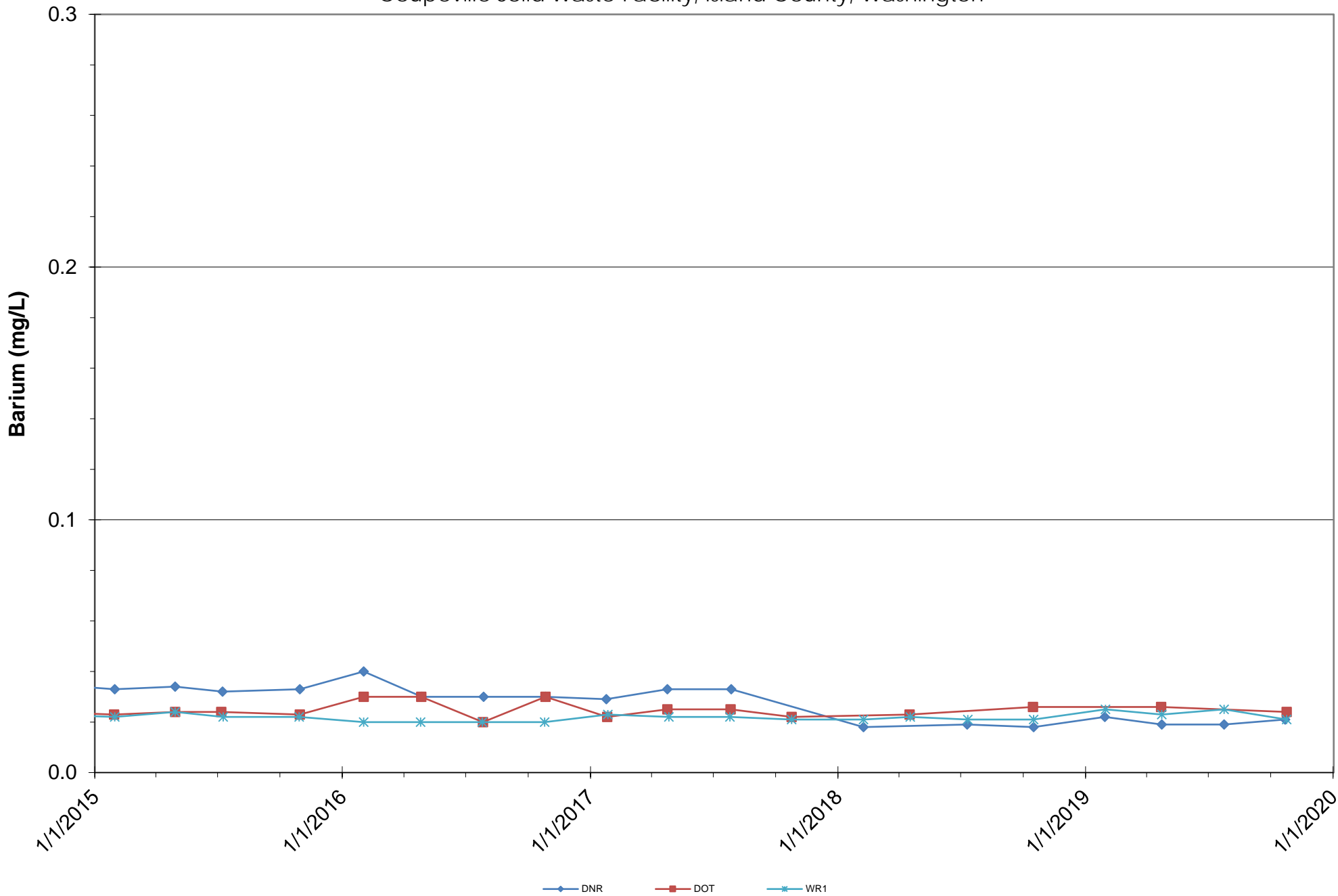


Table C29 - 1,1-Dichloroethane Time Series
2019 Annual Monitoring Report
Coupeville Solid Waste Facility, Island County, Washington

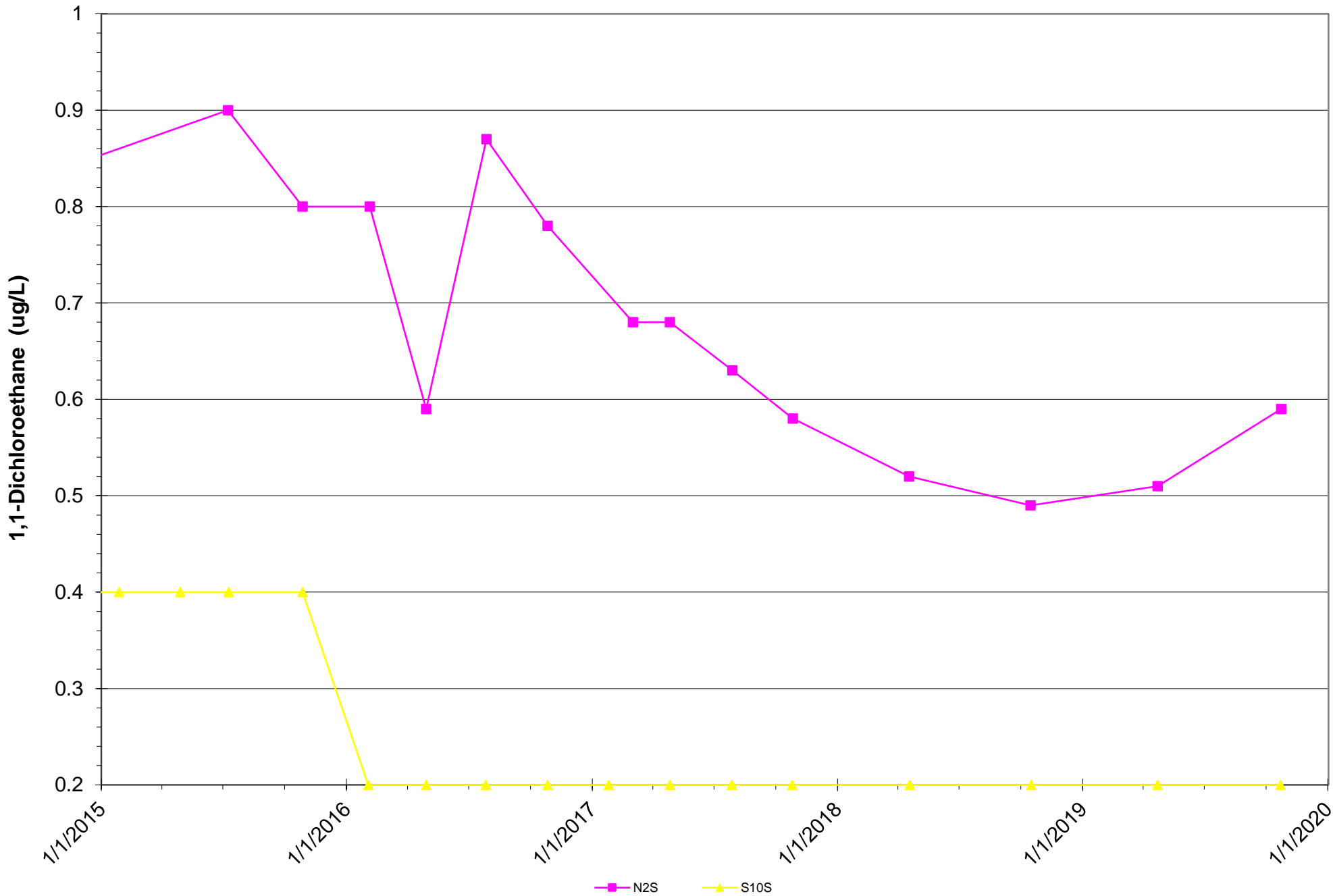


Table C30 - Methylene Chloride Time Series
2019 Annual Monitoring Report
Coupeville Solid Waste Facility, Island County, Washington

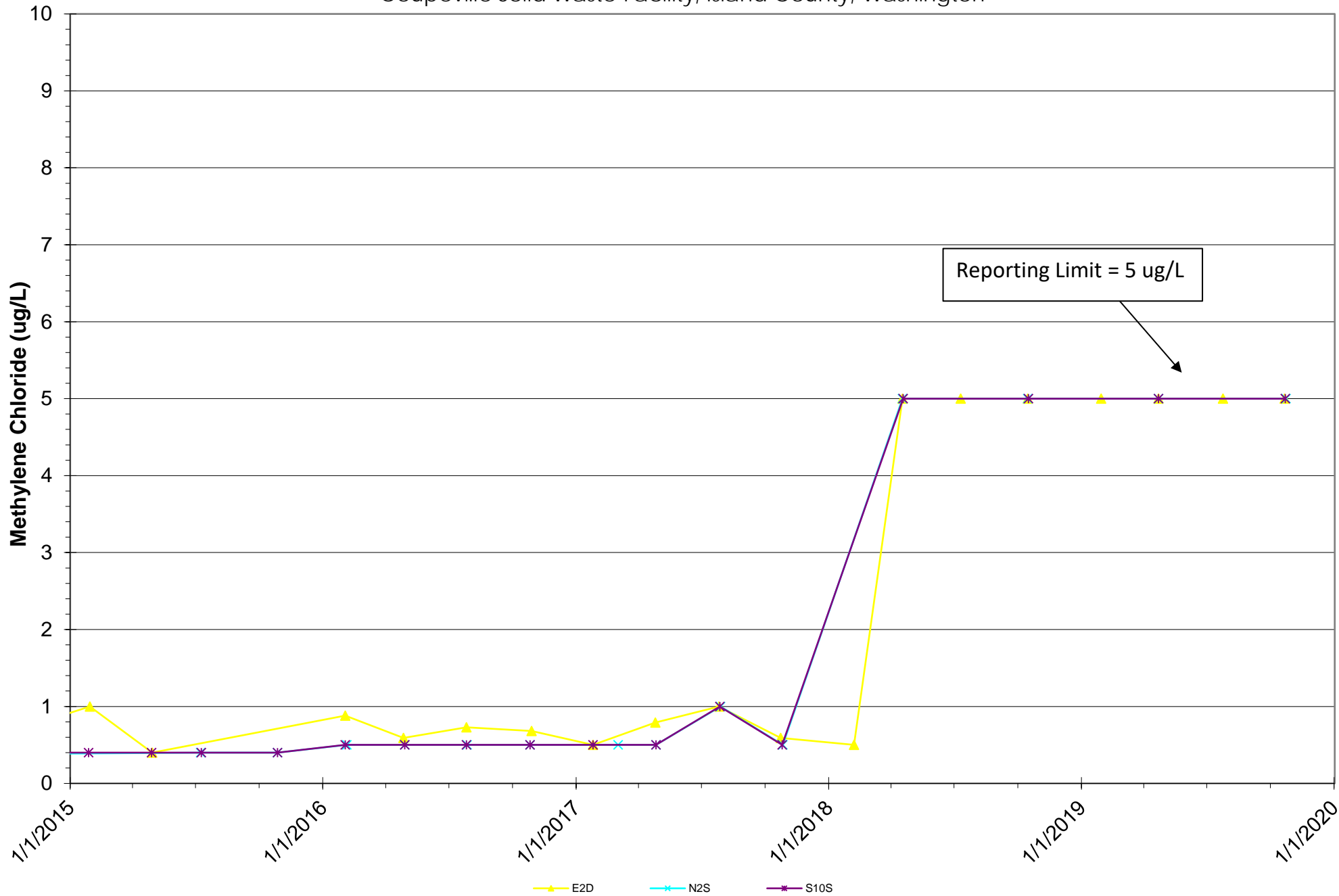


Table C31 - Vinyl Chloride Time Series - Aquifer 1
 2019 Annual Monitoring Report
 Coupeville Solid Waste Facility, Island County, Washington

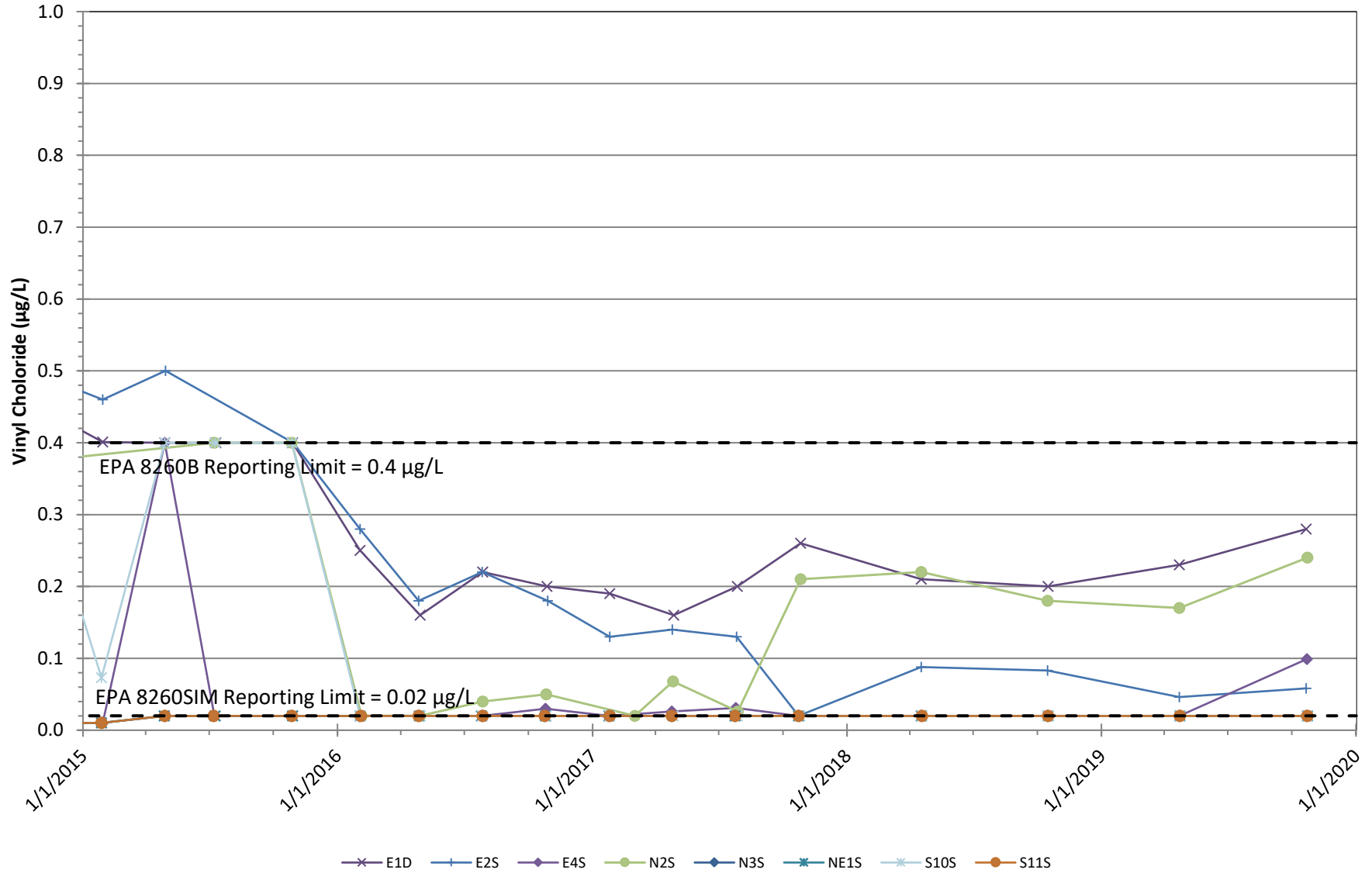


Table C32 - Vinyl Chloride Time Series - Aquifer 2 (High Range)
2019 Annual Monitoring Report
Coupeville Solid Waste Facility, Island County, Washington

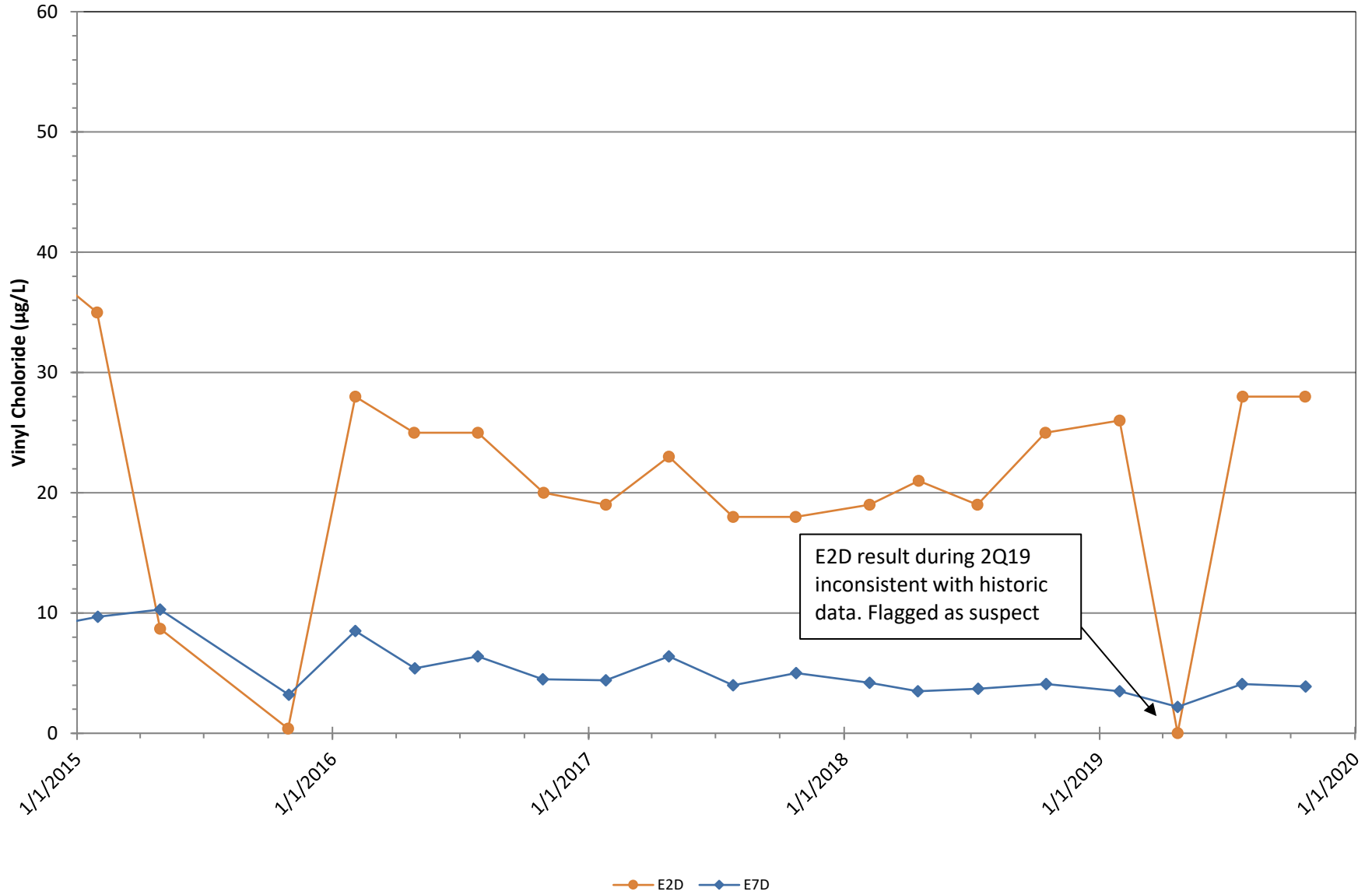


Table C33 - Vinyl Chloride Time Series - Aquifer 2 (Low Range)
 2019 Annual Monitoring Report
 Coupeville Solid Waste Facility, Island County, Washington

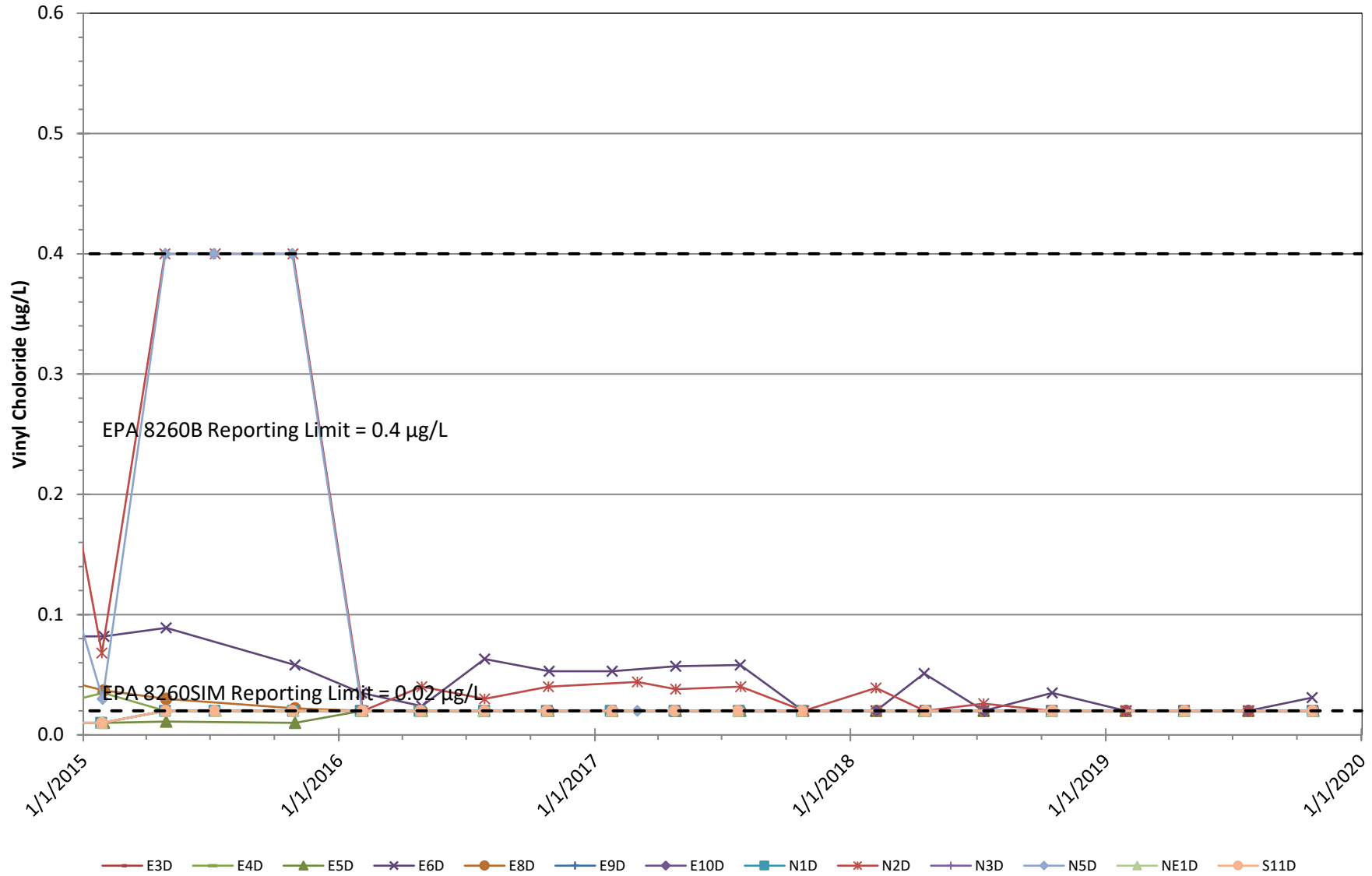
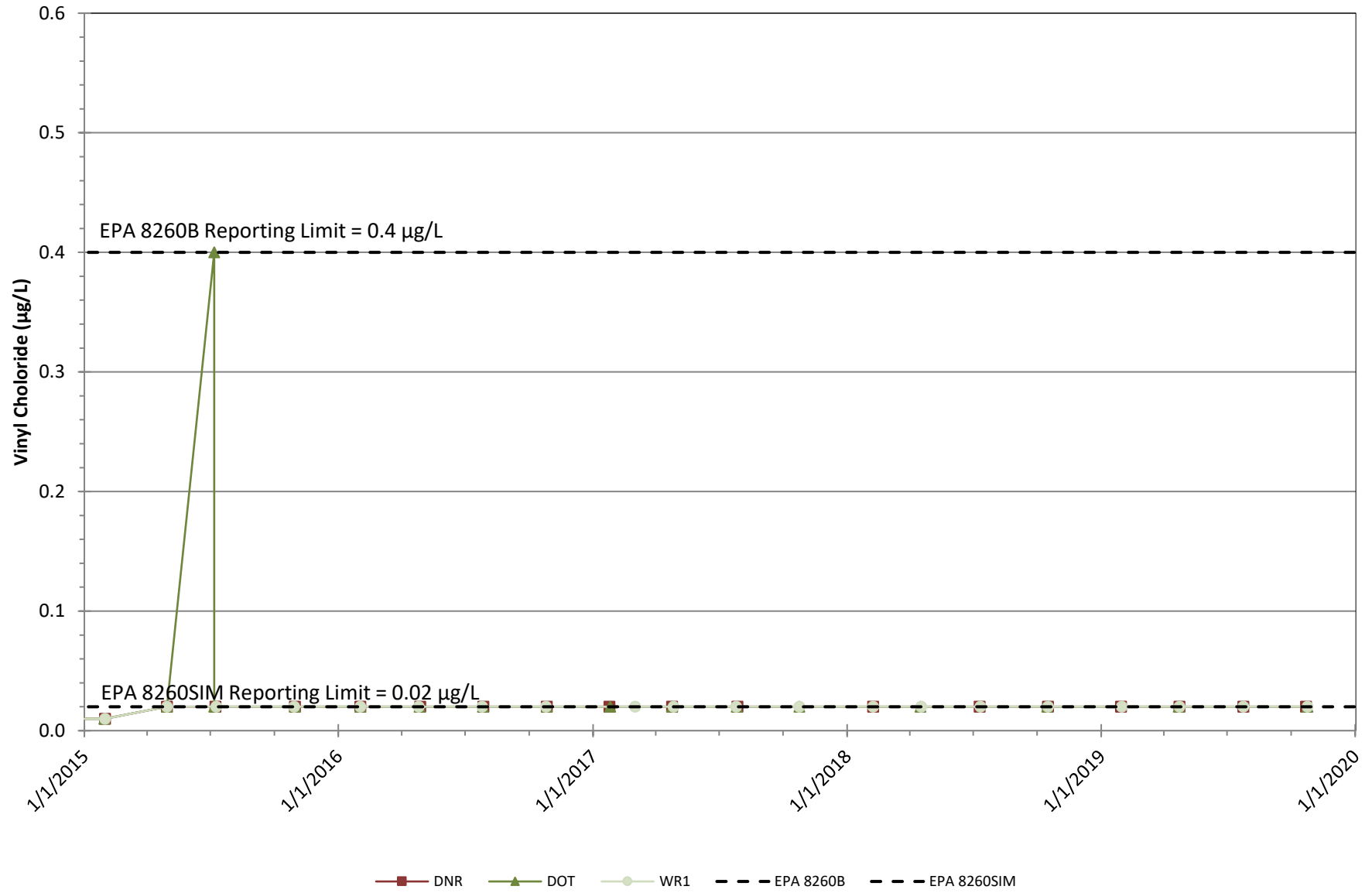



Table C34 - Vinyl Chloride Time Series - Pumping Wells
2019 Annual Monitoring Report
Coupeville Solid Waste Facility, Island County, Washington

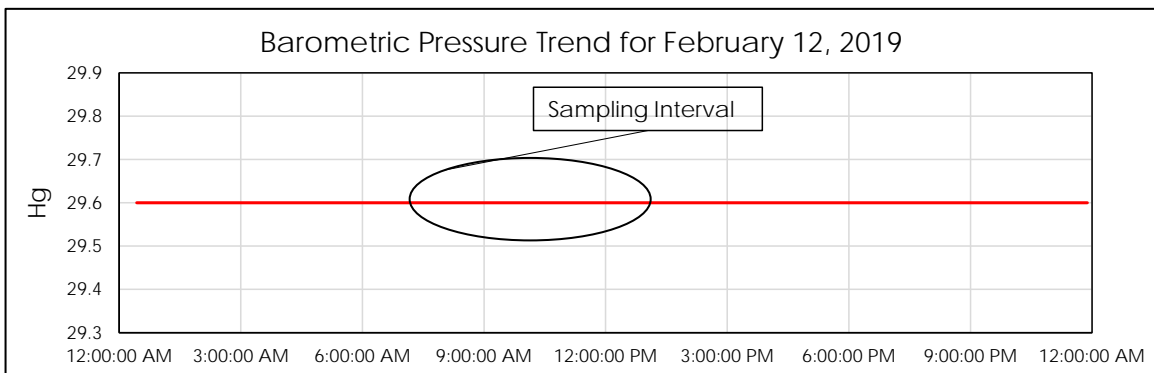
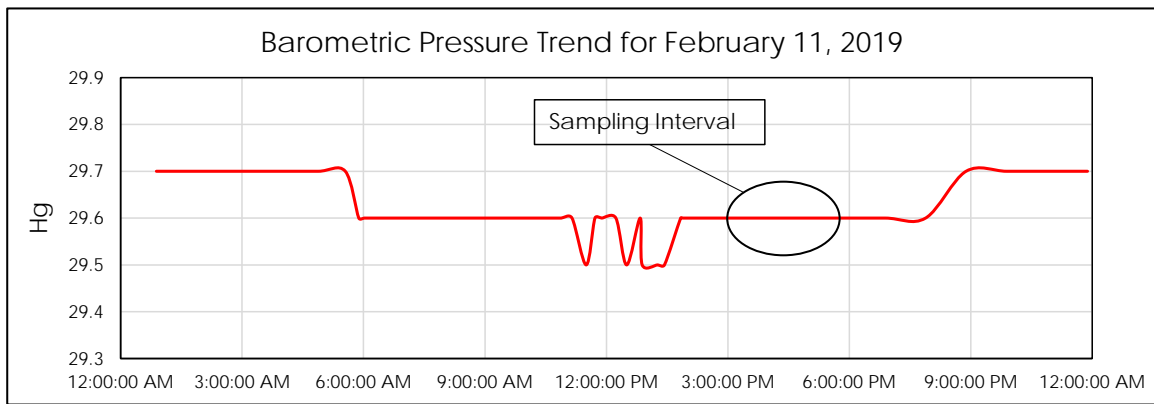
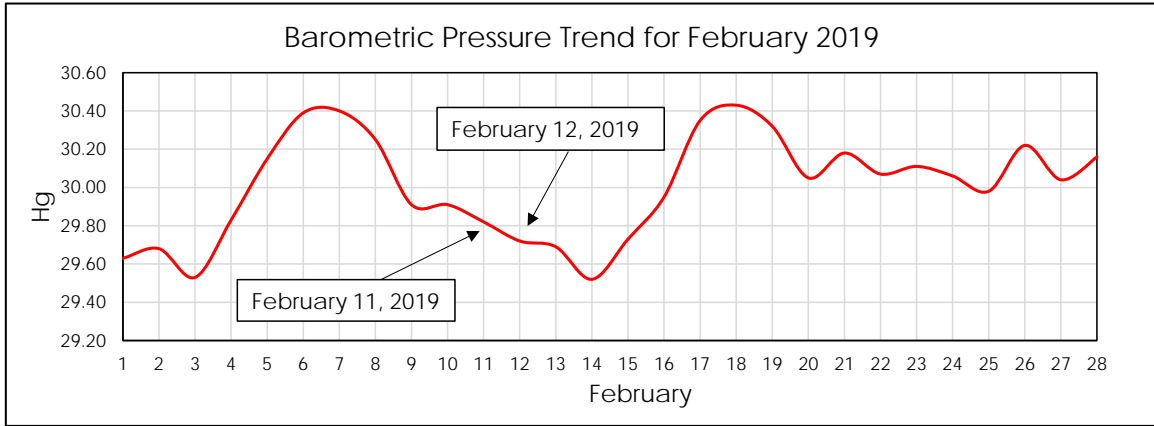




Appendix D
2019 Barometric Pressure Data



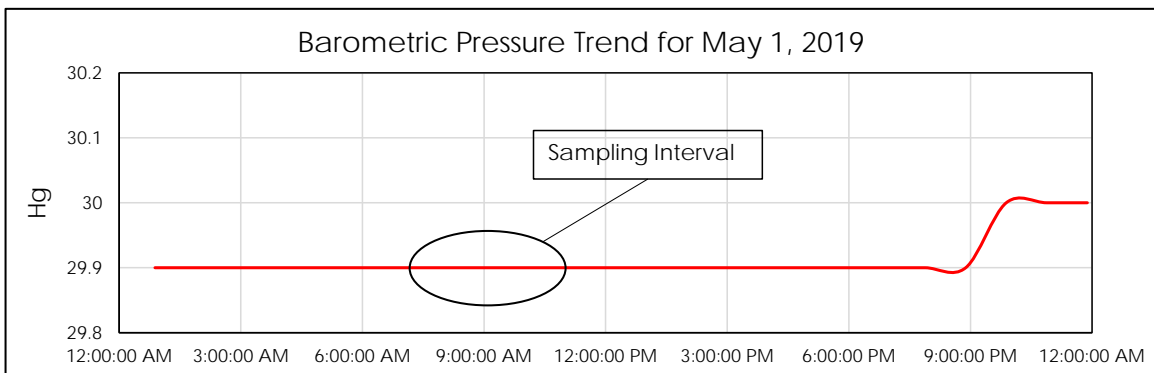
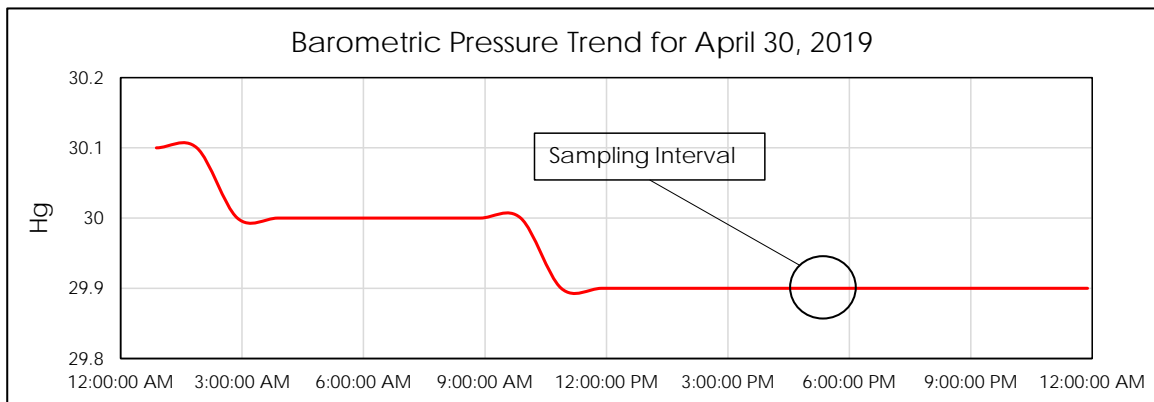
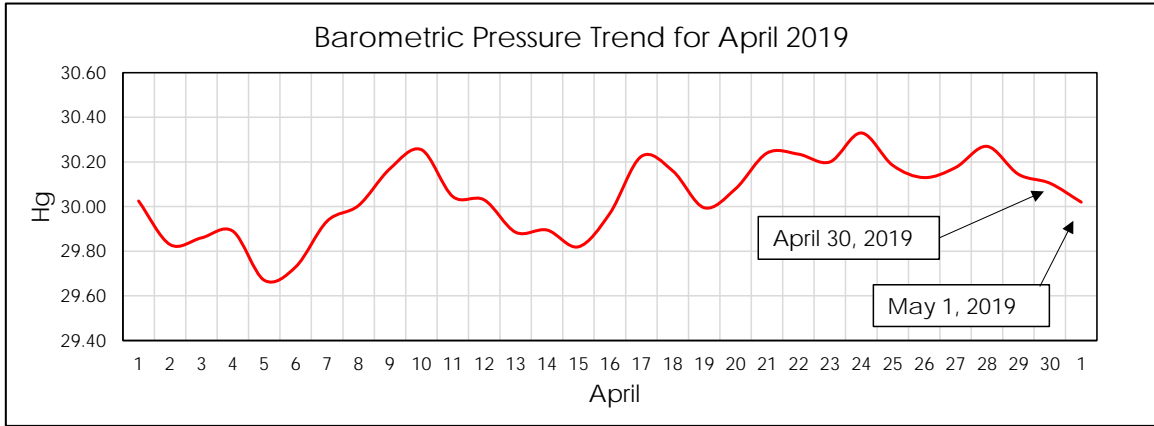
Figure D-1. Barometric Pressure Trends - February 2019
 First Quarter 2019 Data Review
 Coupeville Solid Waste Facility, Island County, Washington



Source: Whidbey Island Naval Air Station
 Lat: 48.35 Long: 122.66 Elev: 46 ft-AMSL

Data Sources: <https://www.wunderground.com/history/monthly/us/wa/whidbey-island/KNUW/date/2019-2>

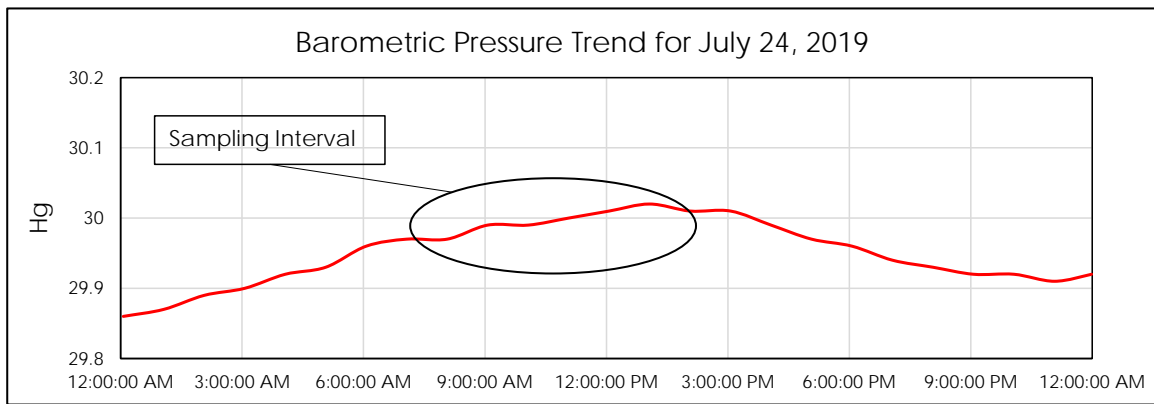
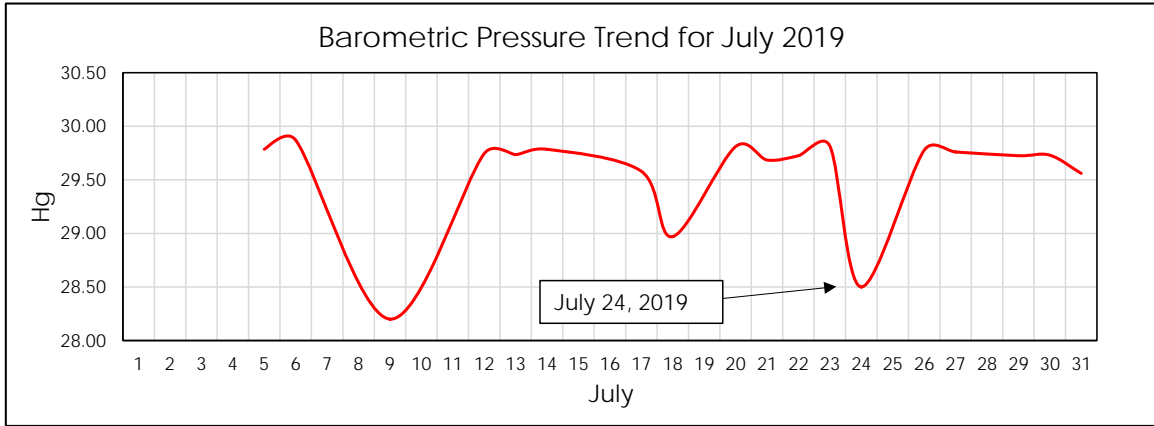
Figure D-2. Barometric Pressure Trends - April 2019
 Second Quarter 2019 Data Review
 Coupeville Solid Waste Facility, Island County, Washington



Source: Friday Harbor Airport, WA
 Lat: 48.54 Long: 123.01 Elev: 0 ft-AMSL

Data Sources: <https://www.wunderground.com/history/monthly/us/wa/friday-harbor/KFHR/date/2019-5>

Figure D-3. Barometric Pressure Trends - July 2019
 Third Quarter 2019 Data Review
 Coupeville Solid Waste Facility, Island County, Washington

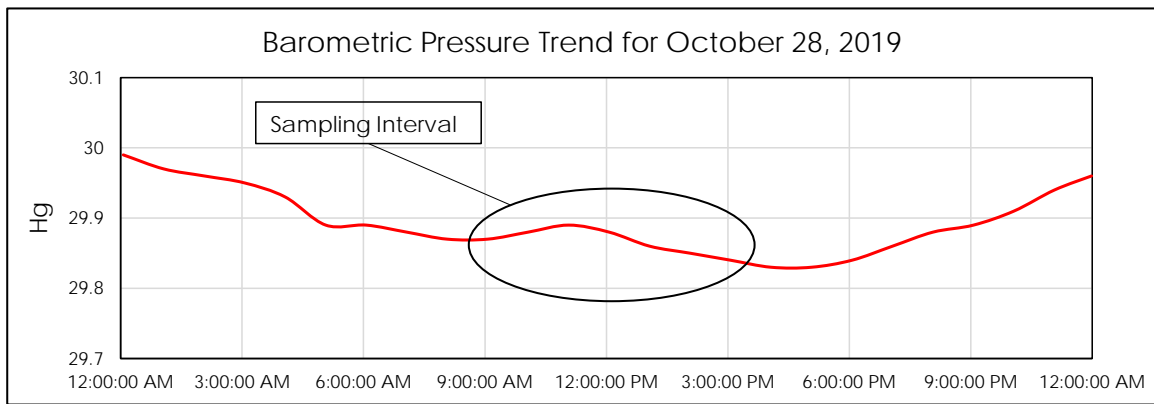
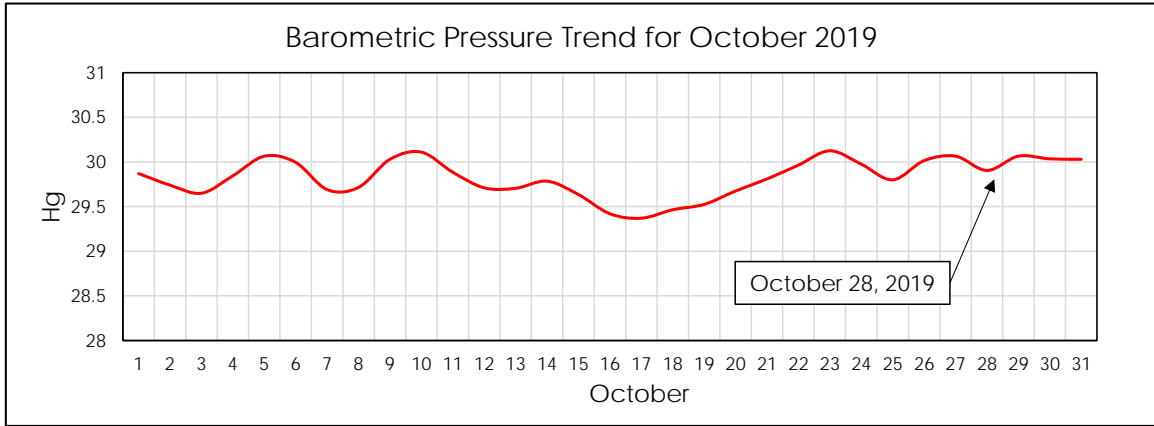


Notes:
 No barometric pressure data available for July 1 - 4, 2019

Source: Coupeville, WA - Wunderground
 Lat: 48.22 Long: 122.68 Elev: 138 ft-AMSL

Data Sources: <https://www.wunderground.com/dashboard/pws/KWACOUPE25/table/2019-07-24/2019-07-24/daily>

Figure D-4. Barometric Pressure Trends - October 2019
 Fourth Quarter 2019 Data Review
 Coupeville Solid Waste Facility, Island County, Washington



Notes:

Source: Coupeville, WA - Wunderground
 Lat: 48.22 Long: 122.68 Elev: 138 ft-AMSL

Data Sources: <https://www.wunderground.com/dashboard/pws/KWACOUPE25/table/2019-10-28/2019-10-28/daily>